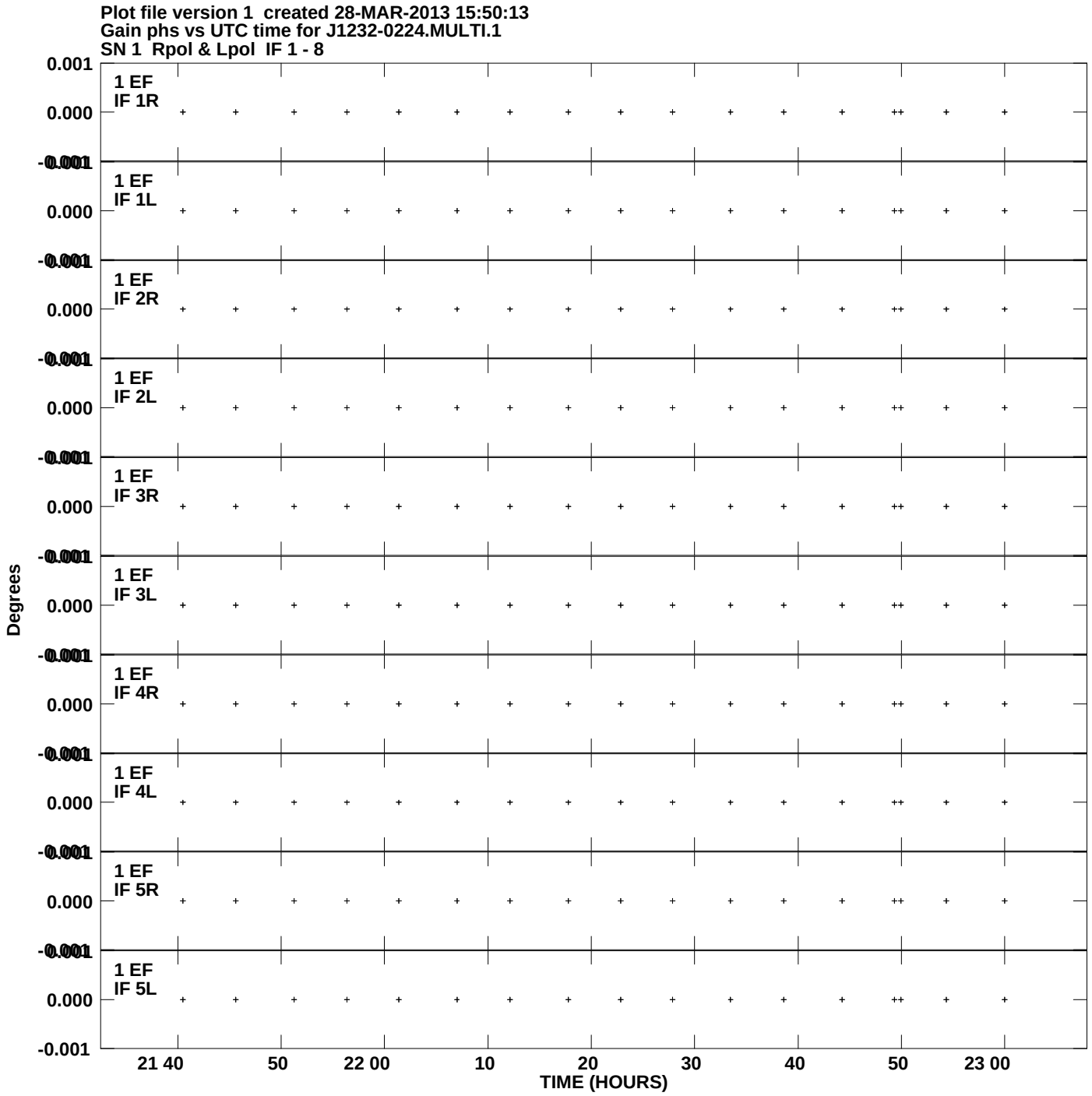
Plot file version 1 created 28-MAR-2013 15:50:13
Gain phs vs UTC time for J1232-0224.MULTI.1
SN 1 Rpol & Lpol IF 1 - 8
1 EF IF 1R
1 EF IF 1L
1 EF IF 2R
1 EF IF 2L
1 EF IF 3R
1 EF IF 3L
1 EF IF 4R
1 EF IF 4L
1 EF IF 5R
1 EF IF 5L
0.001
0.000
-0.001
Degrees
21 40
50
22 00
10
20
30
40
50
23 00
TIME (HOURS)

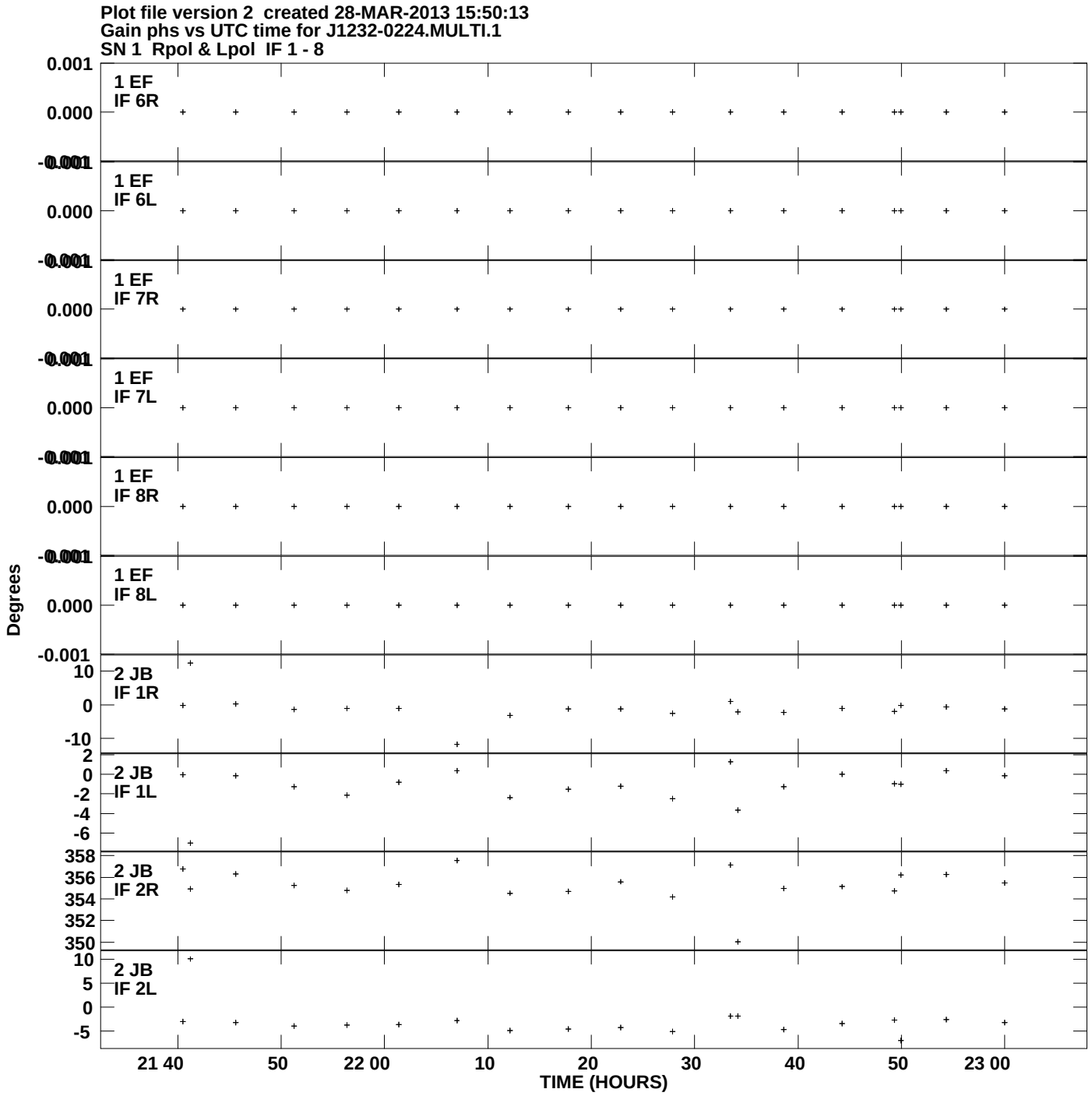
Plot file version 2 created 28-MAR-2013 15:50:13
Gain phs vs UTC time for J1232-0224.MULTI.1
SN 1 Rpol & Lpol IF 1 - 8
1 EF IF 6R
1 EF IF 6L
1 EF IF 7R
1 EF IF 7L
1 EF IF 8R
1 EF IF 8L
2 JB IF 1R
2 JB IF 1L
2 JB IF 2R
2 JB IF 2L
Degrees
TIME (HOURS)
21 40
50
22 00
10
20
30
40
50
23 00

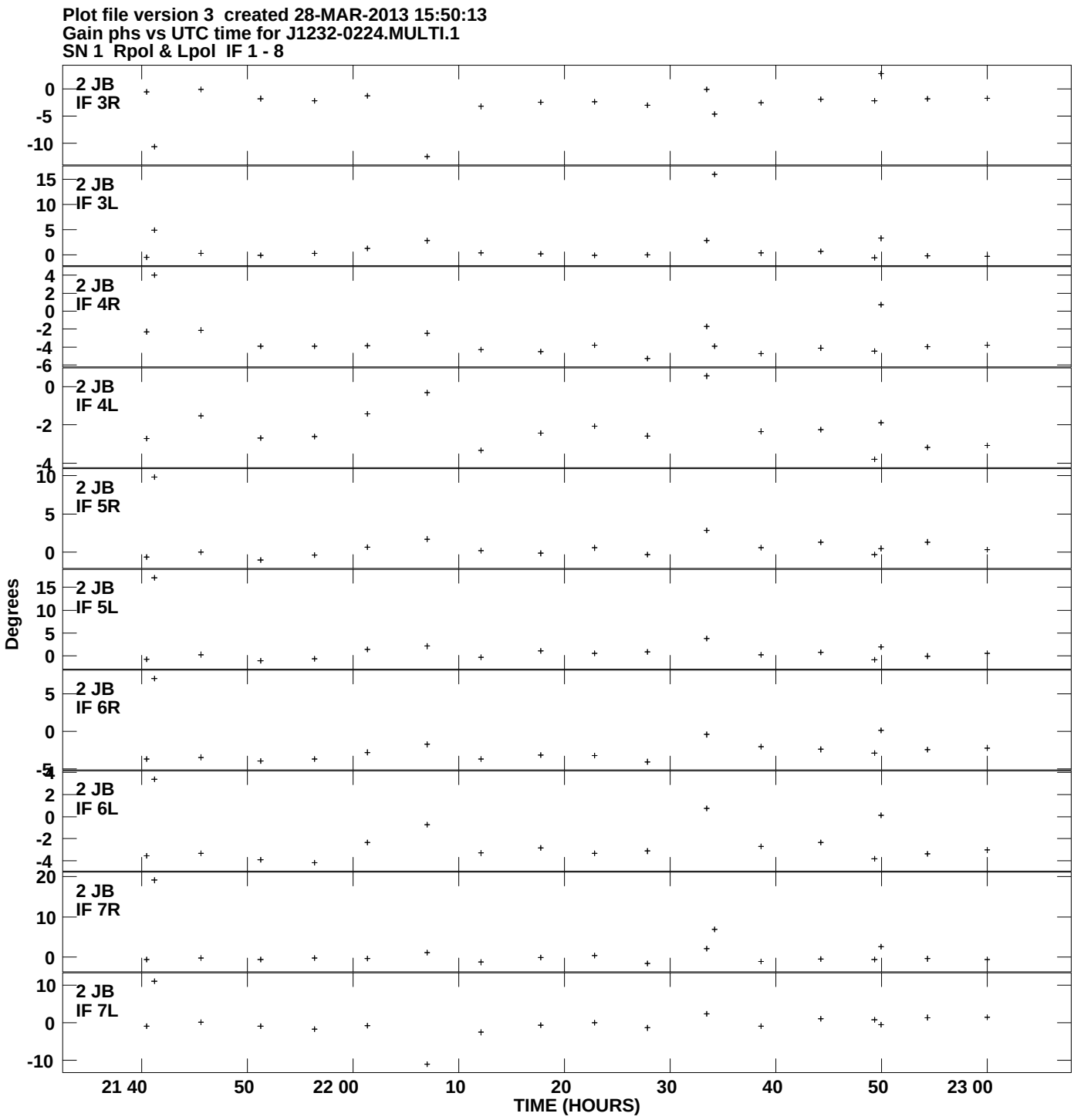
Plot file version 3 created 28-MAR-2013 15:50:13
Gain phs vs UTC time for J1232-0224.MULTI.1
SN 1 Rpol & Lpol IF 1 - 8
2 JB IF 3R
2 JB IF 3L
2 JB IF 4R
2 JB IF 4L
2 JB IF 5R
2 JB IF 5L
2 JB IF 6R
2 JB IF 6L
2 JB IF 7R
2 JB IF 7L
Degrees
21 40
50
22 00
10
20
30
40
50
23 00
TIME (HOURS)

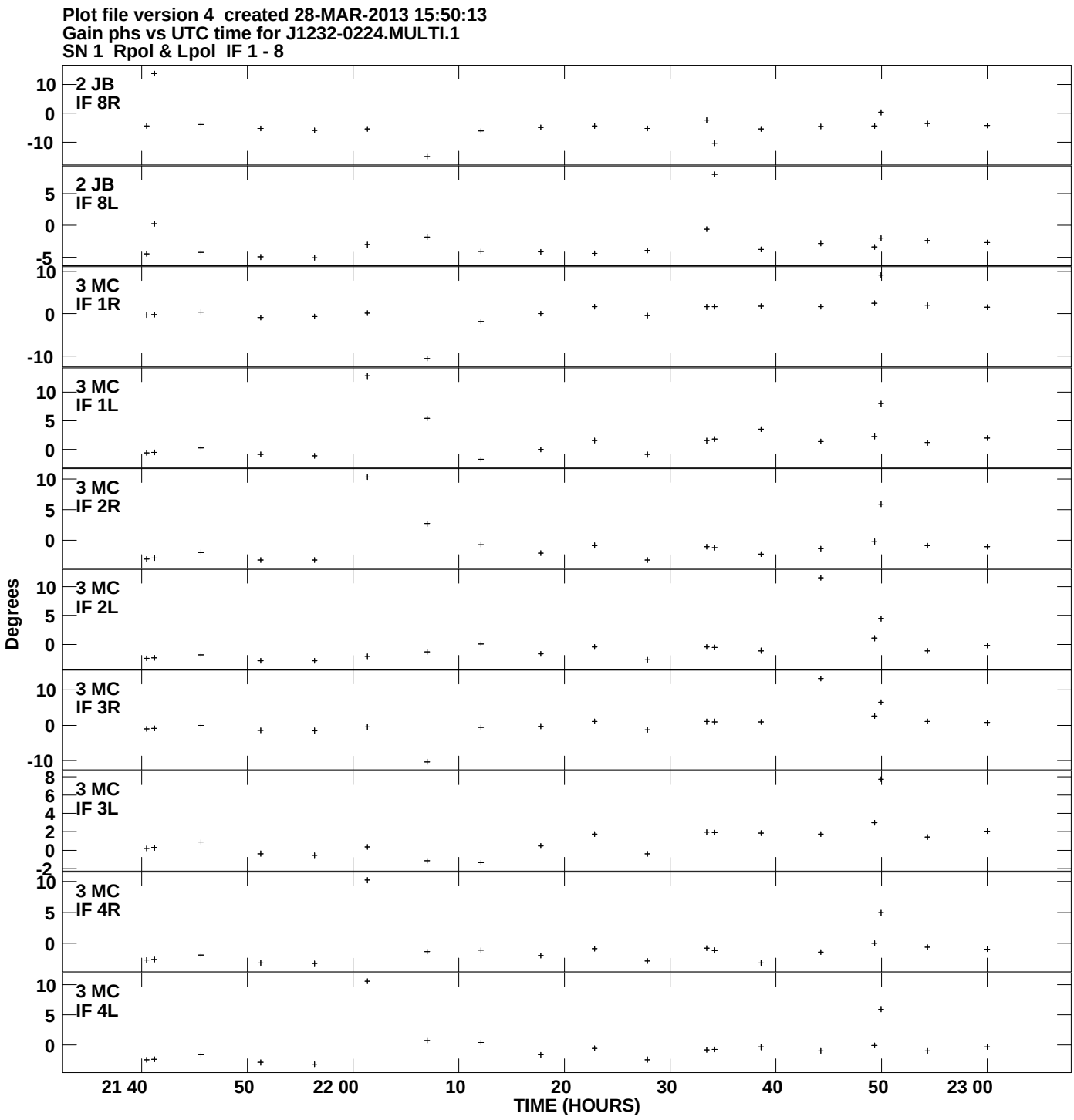
Plot file version 4 created 28-MAR-2013 15:50:13
Gain phs vs UTC time for J1232-0224.MULTI.1
SN 1 Rpol & Lpol IF 1 - 8
2 JB
IF 8R
2 JB
IF 8L
3 MC
IF 1R
3 MC
IF 1L
3 MC
IF 2R
3 MC
IF 2L
3 MC
IF 3R
3 MC
IF 3L
3 MC
IF 4R
3 MC
IF 4L
Degrees
21 40
50
22 00
10
20
30
40
50
23 00
TIME (HOURS)

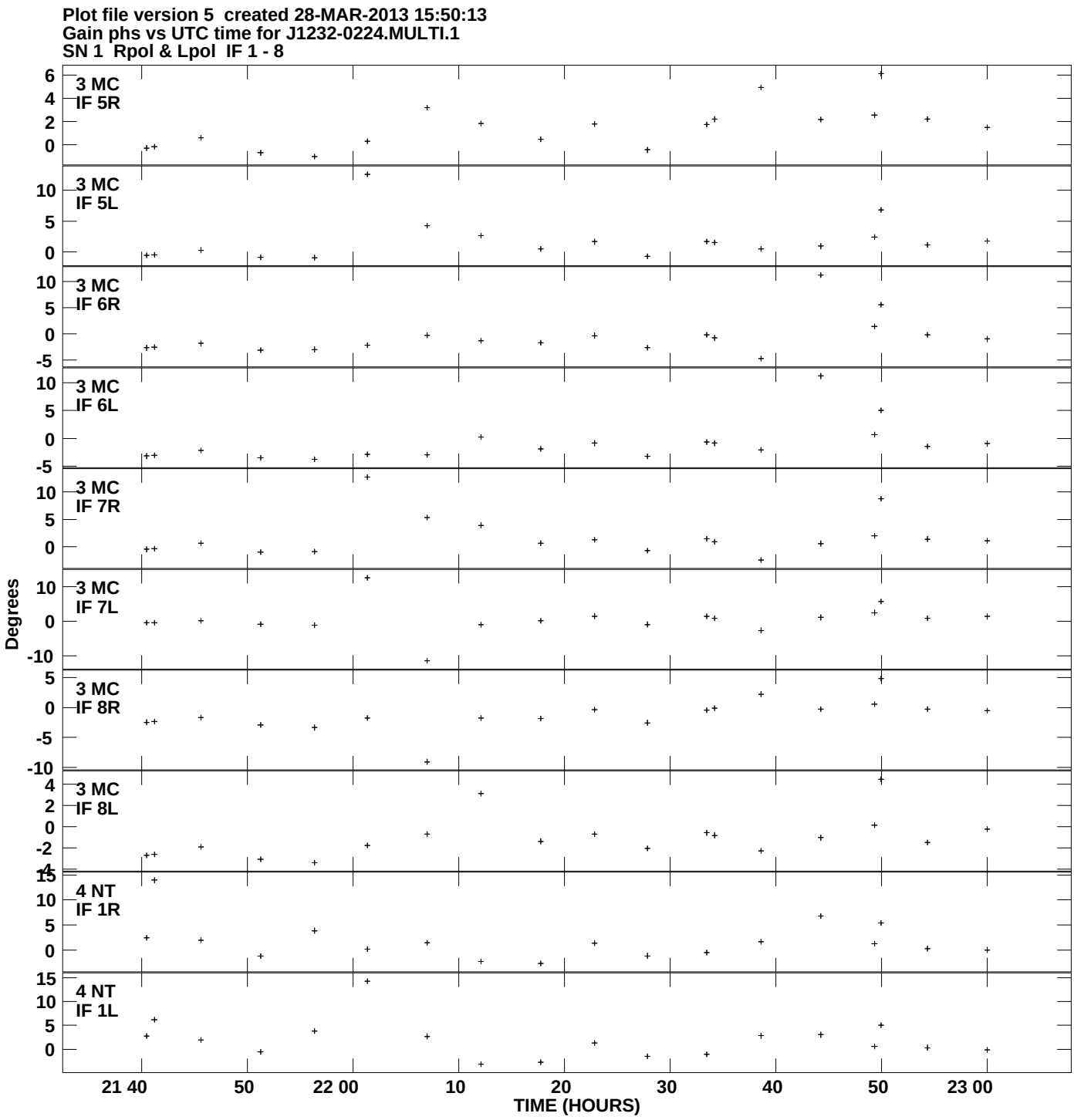
Plot file version 5 created 28-MAR-2013 15:50:13
Gain phs vs UTC time for J1232-0224.MULTI.1
SN 1 Rpol & Lpol IF 1 - 8
3 MC
IF 5R
3 MC
IF 5L
3 MC
IF 6R
3 MC
IF 6L
3 MC
IF 7R
3 MC
IF 7L
3 MC
IF 8R
3 MC
IF 8L
4 NT
IF 1R
4 NT
IF 1L
Degrees
21 40
50
22 00
10
20
30
40
50
23 00
TIME (HOURS)

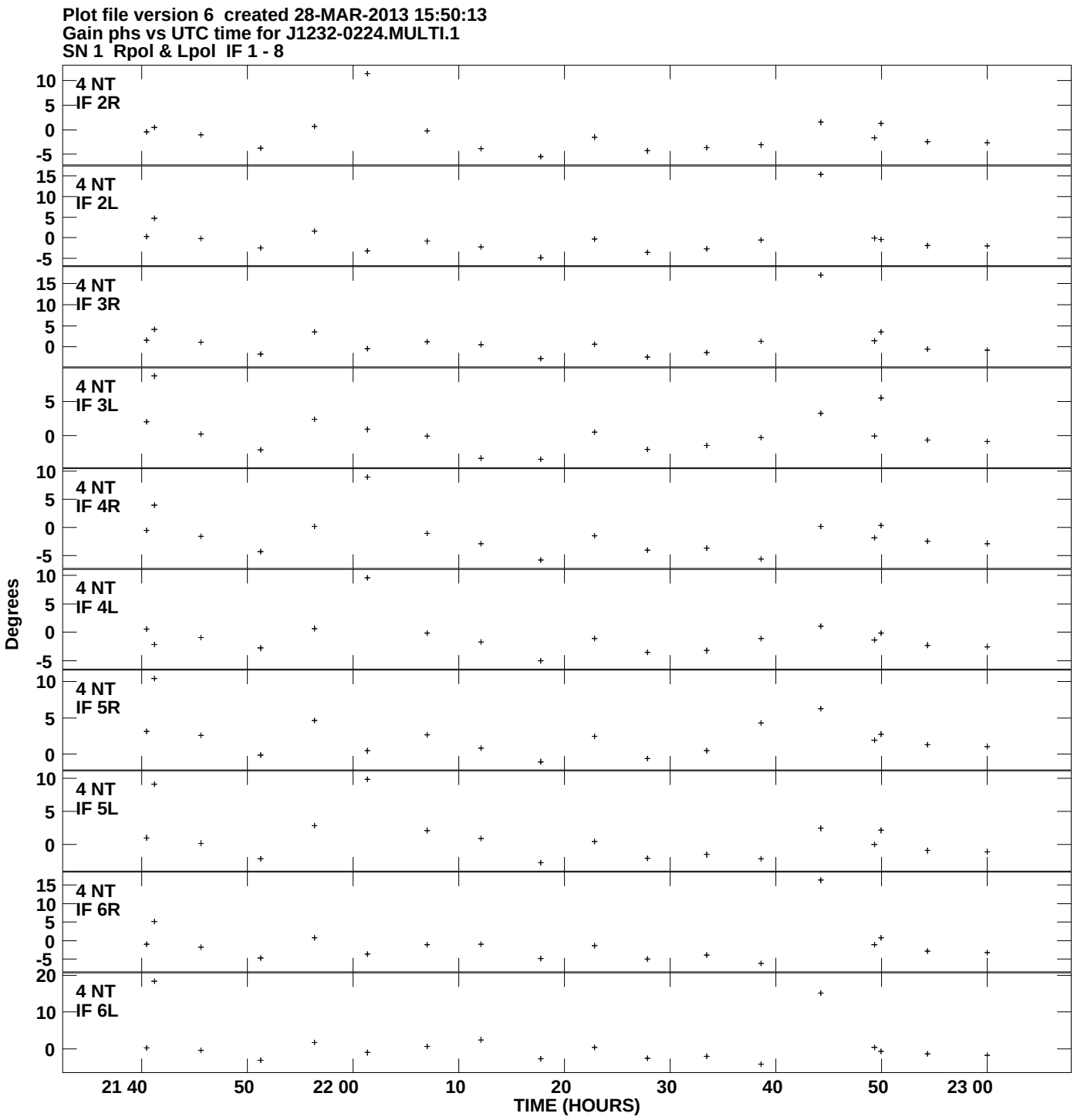
Plot file version 6 created 28-MAR-2013 15:50:13
Gain phs vs UTC time for J1232-0224.MULTI.1
SN 1 Rpol & Lpol IF 1 - 8
4 NT
IF 2R
4 NT
IF 2L
4 NT
IF 3R
4 NT
IF 3L
4 NT
IF 4R
4 NT
IF 4L
4 NT
IF 5R
4 NT
IF 5L
4 NT
IF 6R
4 NT
IF 6L
Degrees
21 40
50
22 00
10
20
30
40
50
23 00
TIME (HOURS)

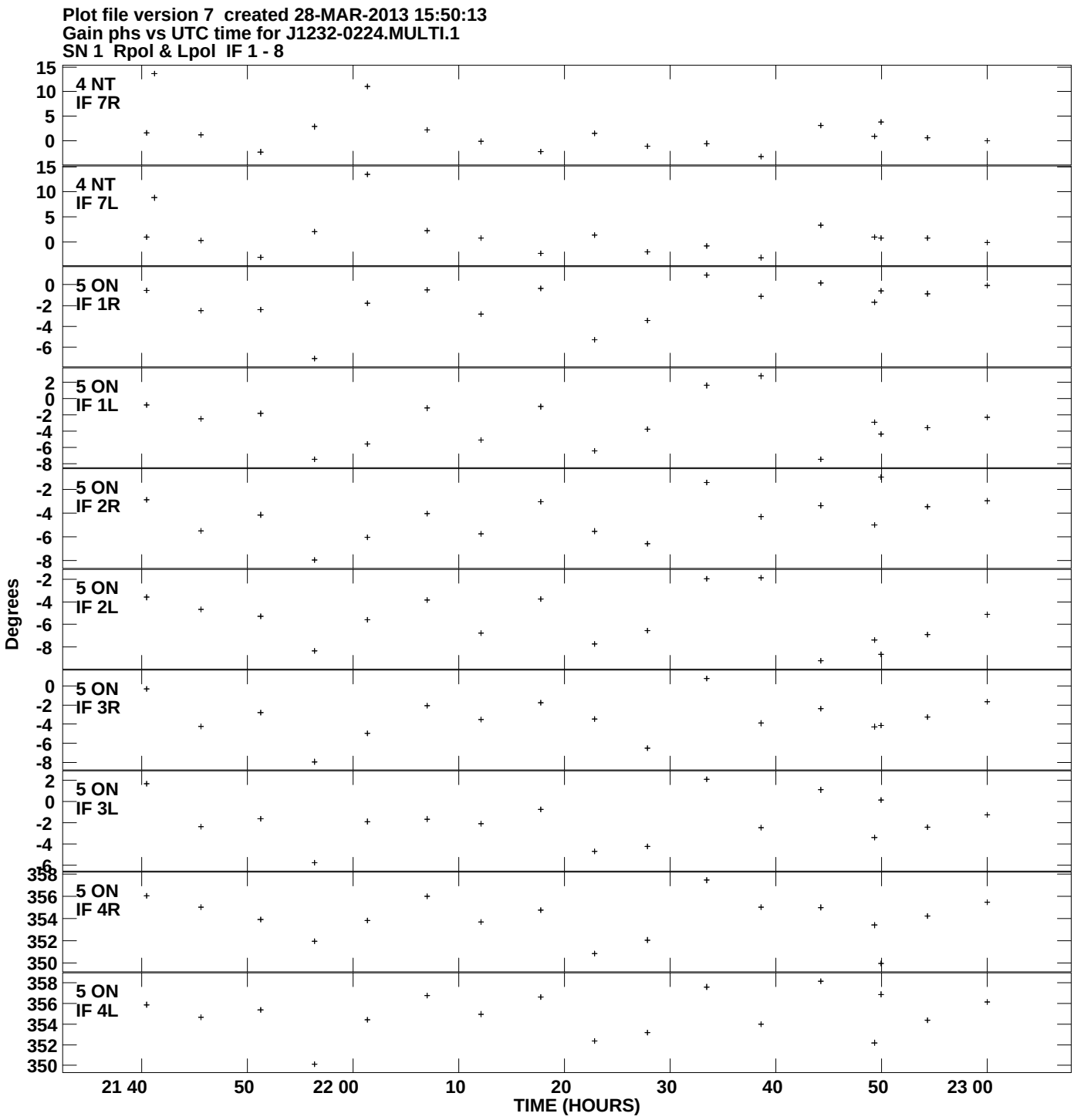
Plot file version 7 created 28-MAR-2013 15:50:13
Gain phs vs UTC time for J1232-0224.MULTI.1
SN 1 Rpol & Lpol IF 1 - 8
4 NT
IF 7R
4 NT
IF 7L
5 ON
IF 1R
5 ON
IF 1L
5 ON
IF 2R
5 ON
IF 2L
5 ON
IF 3R
5 ON
IF 3L
5 ON
IF 4R
5 ON
IF 4L
Degrees
21 40
50
22 00
10
20
30
40
50
23 00
TIME (HOURS)

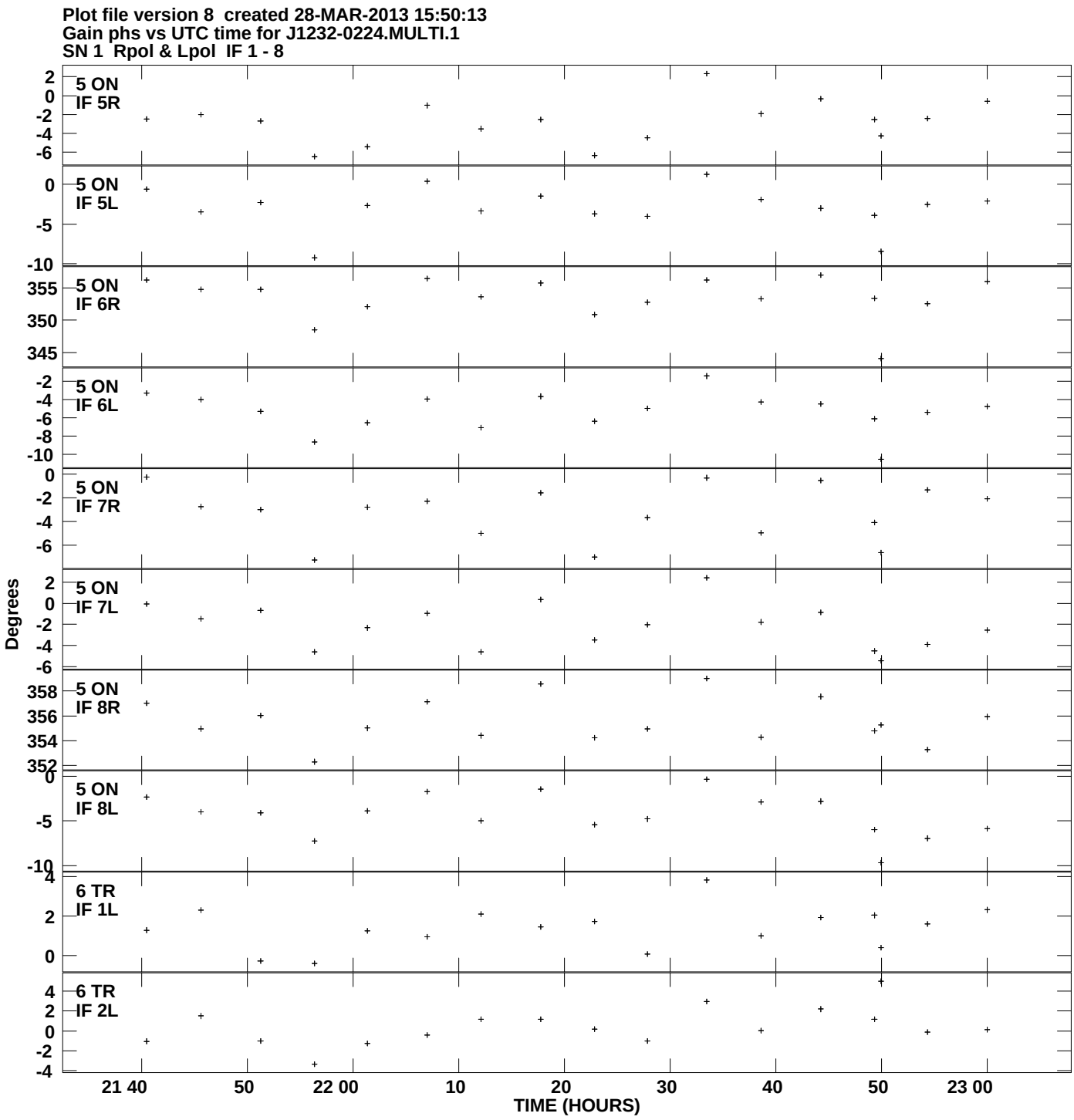
Plot file version 8 created 28-MAR-2013 15:50:13
Gain phs vs UTC time for J1232-0224.MULTI.1
SN 1 Rpol & Lpol IF 1 - 8
5 ON
IF 5R
5 ON
IF 5L
5 ON
IF 6R
5 ON
IF 6L
5 ON
IF 7R
5 ON
IF 7L
5 ON
IF 8R
5 ON
IF 8L
6 TR
IF 1L
6 TR
IF 2L
Degrees
21 40
50
22 00
10
20
30
40
50
23 00
TIME (HOURS)

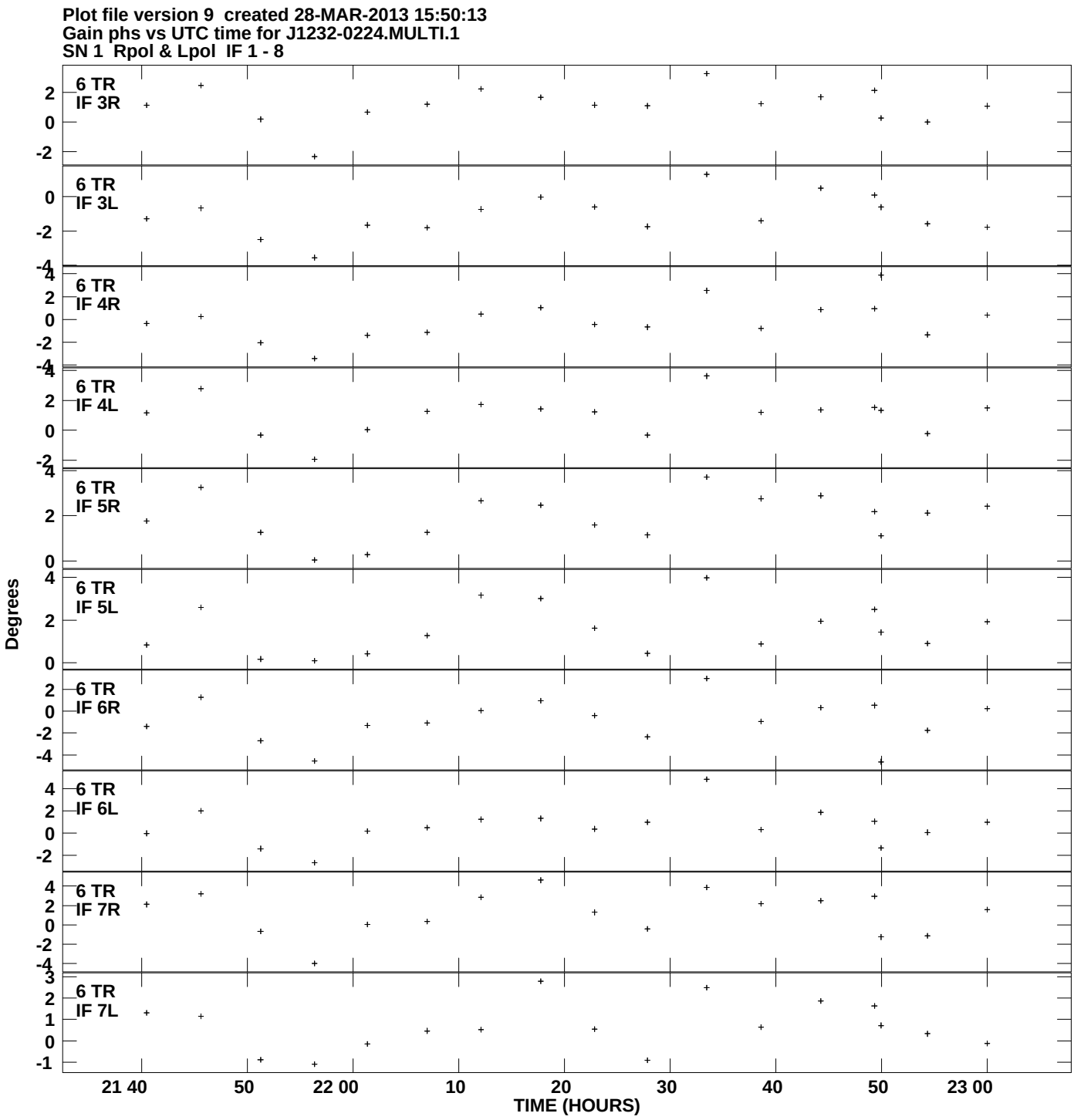
Plot file version 9 created 28-MAR-2013 15:50:13
Gain phs vs UTC time for J1232-0224.MULTI.1
SN 1 Rpol & Lpol IF 1 - 8
6 TR IF 3R
6 TR IF 3L
6 TR IF 4R
6 TR IF 4L
6 TR IF 5R
6 TR IF 5L
6 TR IF 6R
6 TR IF 6L
6 TR IF 7R
6 TR IF 7L
Degrees
21 40
50
22 00
10
20
30
40
50
23 00
TIME (HOURS)

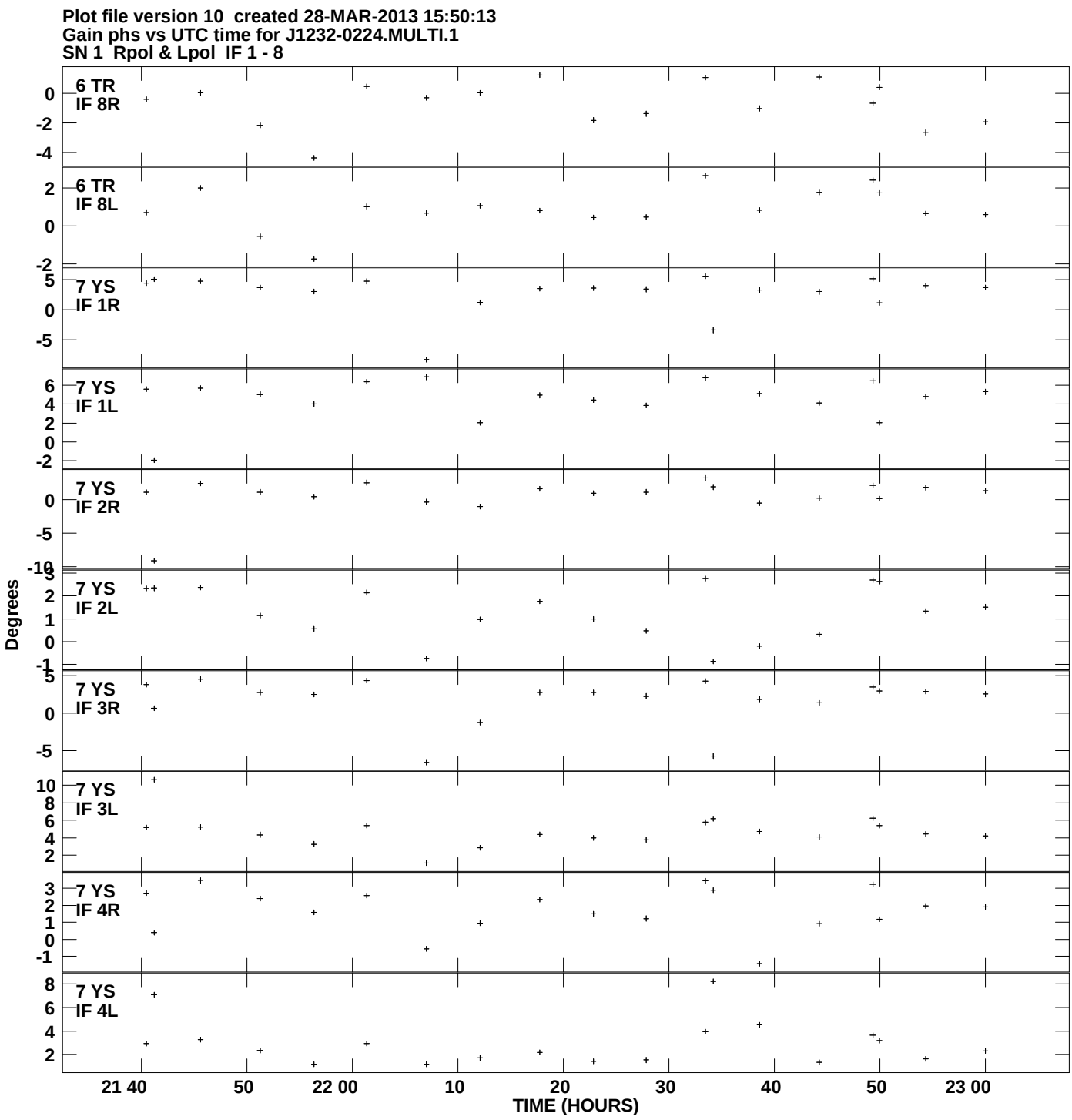
Plot file version 10 created 28-MAR-2013 15:50:13
Gain phs vs UTC time for J1232-0224.MULTI.1
SN 1 Rpol & Lpol IF 1 - 8
6 TR
IF 8R
6 TR
IF 8L
7 YS
IF 1R
7 YS
IF 1L
7 YS
IF 2R
7 YS
IF 2L
7 YS
IF 3R
7 YS
IF 3L
7 YS
IF 4R
7 YS
IF 4L
Degrees
21 40
50
22 00
10
20
30
40
50
23 00
TIME (HOURS)

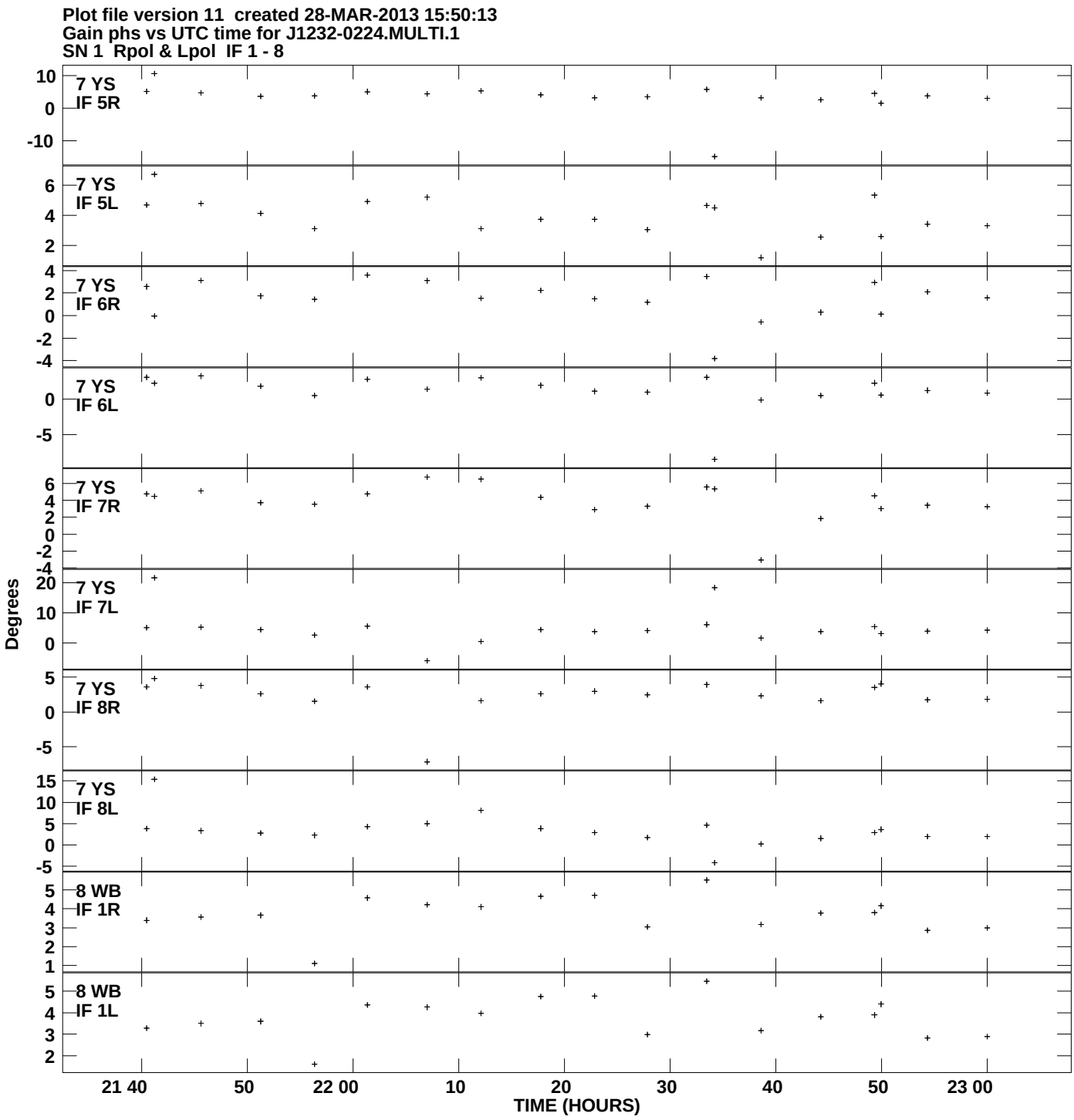
Plot file version 11 created 28-MAR-2013 15:50:13
Gain phs vs UTC time for J1232-0224.MULTI.1
SN 1 Rpol & Lpol IF 1 - 8
7 YS
IF 5R
7 YS
IF 5L
7 YS
IF 6R
7 YS
IF 6L
7 YS
IF 7R
7 YS
IF 7L
7 YS
IF 8R
7 YS
IF 8L
8 WB
IF 1R
8 WB
IF 1L
Degrees
21 40
50
22 00
10
20
30
40
50
23 00
TIME (HOURS)

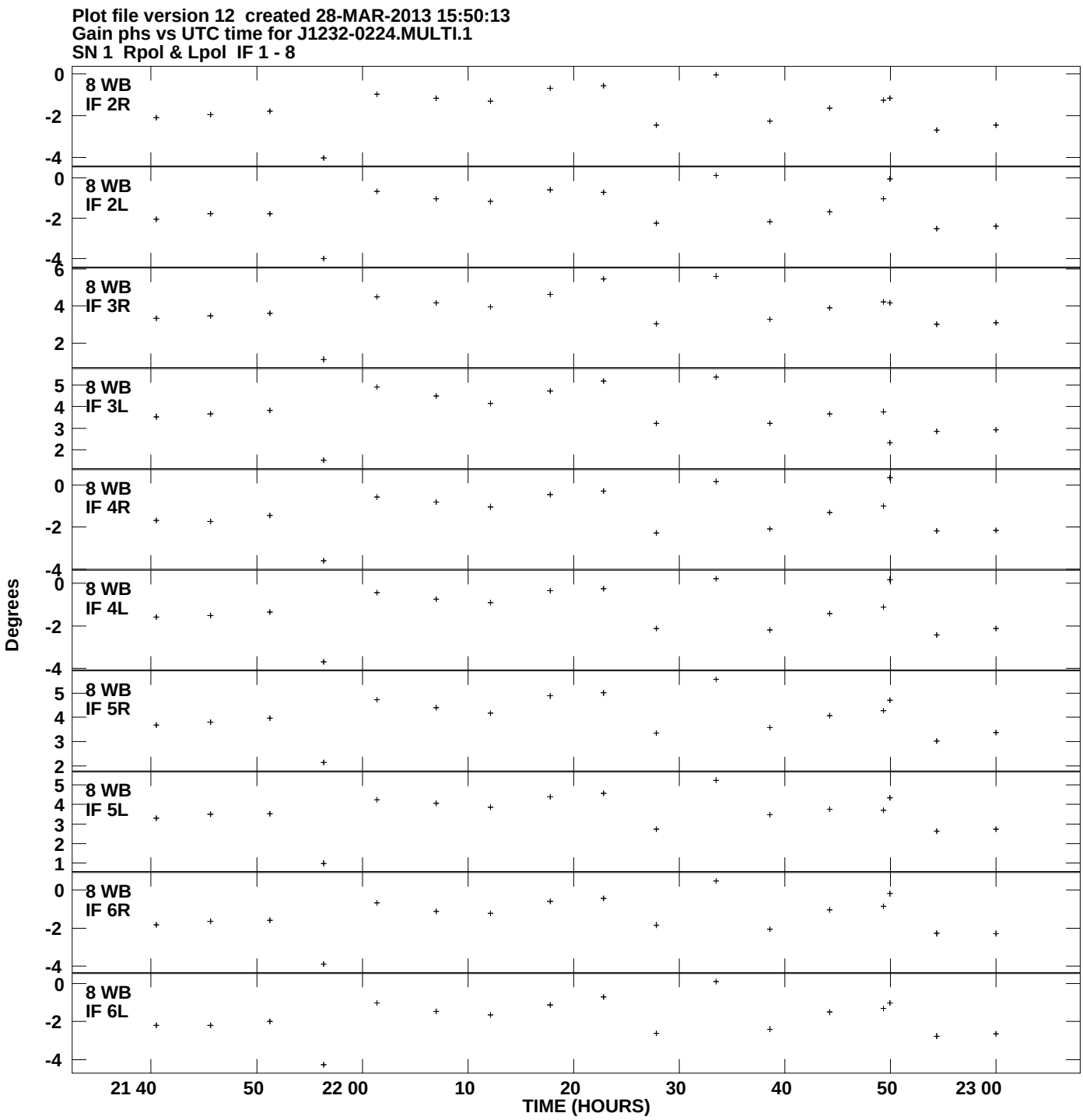
Plot file version 12 created 28-MAR-2013 15:50:13
Gain phs vs UTC time for J1232-0224.MULTI.1
SN 1 Rpol & Lpol IF 1 - 8
8 WB IF 2R
8 WB IF 2L
8 WB IF 3R
8 WB IF 3L
8 WB IF 4R
8 WB IF 4L
8 WB IF 5R
8 WB IF 5L
8 WB IF 6R
8 WB IF 6L
Degrees
21 40
50
22 00
10
20
30
40
50
23 00
TIME (HOURS)

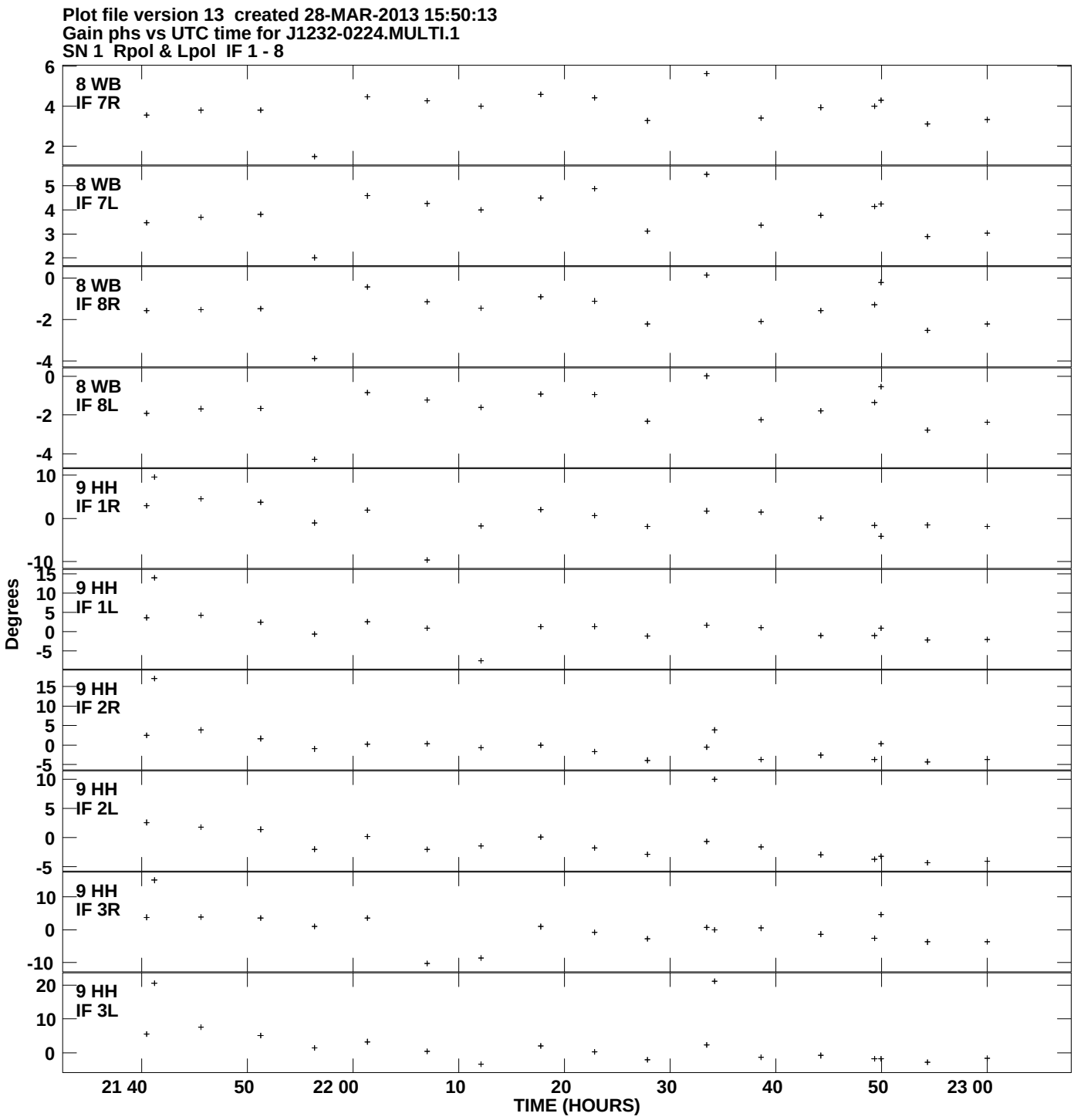
Plot file version 13 created 28-MAR-2013 15:50:13
Gain phs vs UTC time for J1232-0224.MULTI.1
SN 1 Rpol & Lpol IF 1 - 8
8 WB IF 7R
8 WB IF 7L
8 WB IF 8R
8 WB IF 8L
9 HH IF 1R
9 HH IF 1L
9 HH IF 2R
9 HH IF 2L
9 HH IF 3R
9 HH IF 3L
Degrees
21 40
50
22 00
10
20
30
40
50
23 00
TIME (HOURS)

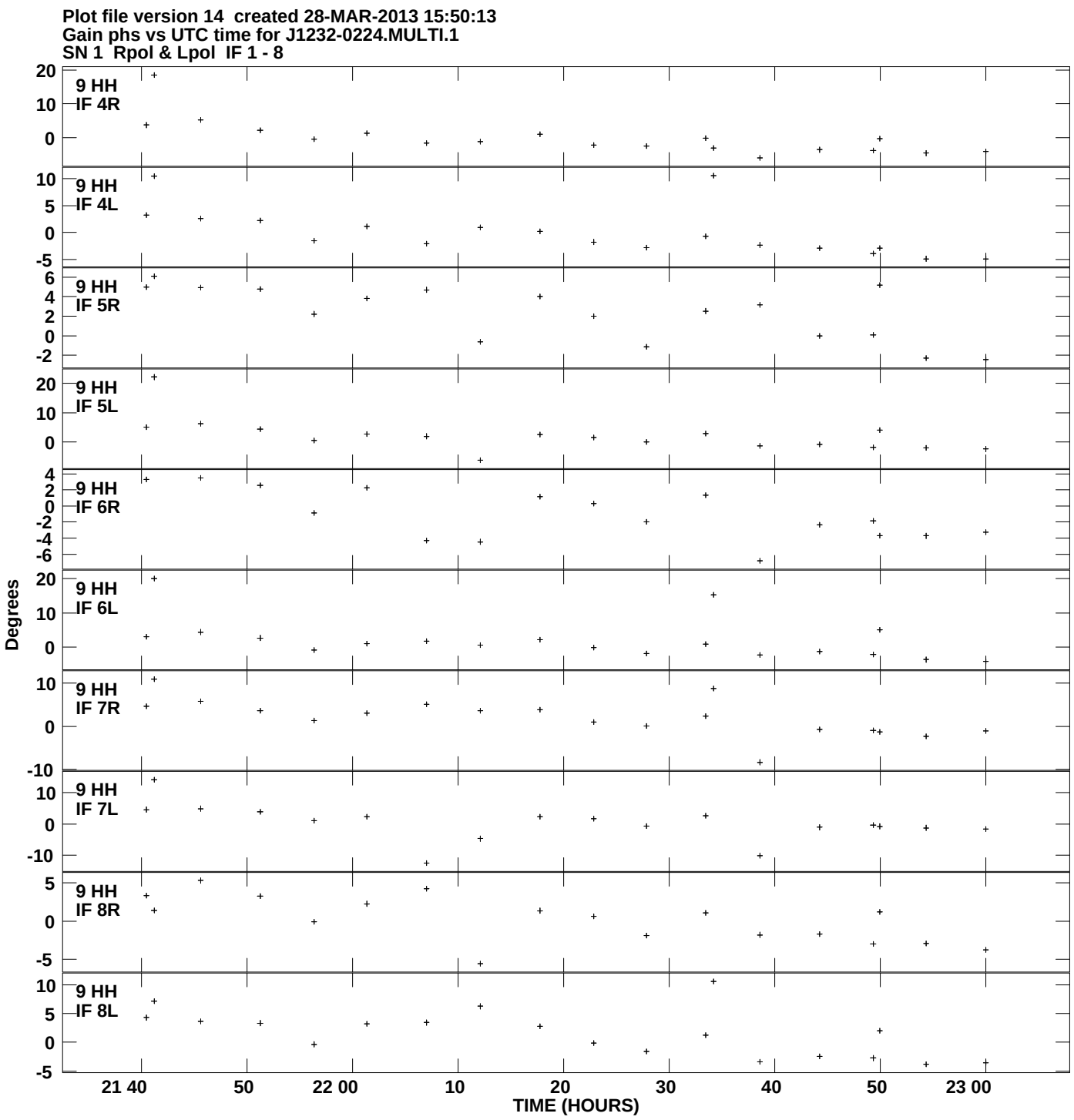
Plot file version 14 created 28-MAR-2013 15:50:13
Gain phs vs UTC time for J1232-0224.MULTI.1
SN 1 Rpol & Lpol IF 1 - 8
9 HH
IF 4R
9 HH
IF 4L
9 HH
IF 5R
9 HH
IF 5L
9 HH
IF 6R
9 HH
IF 6L
9 HH
IF 7R
9 HH
IF 7L
9 HH
IF 8R
9 HH
IF 8L
Degrees
21 40
50
22 00
10
20
30
40
50
23 00
TIME (HOURS)