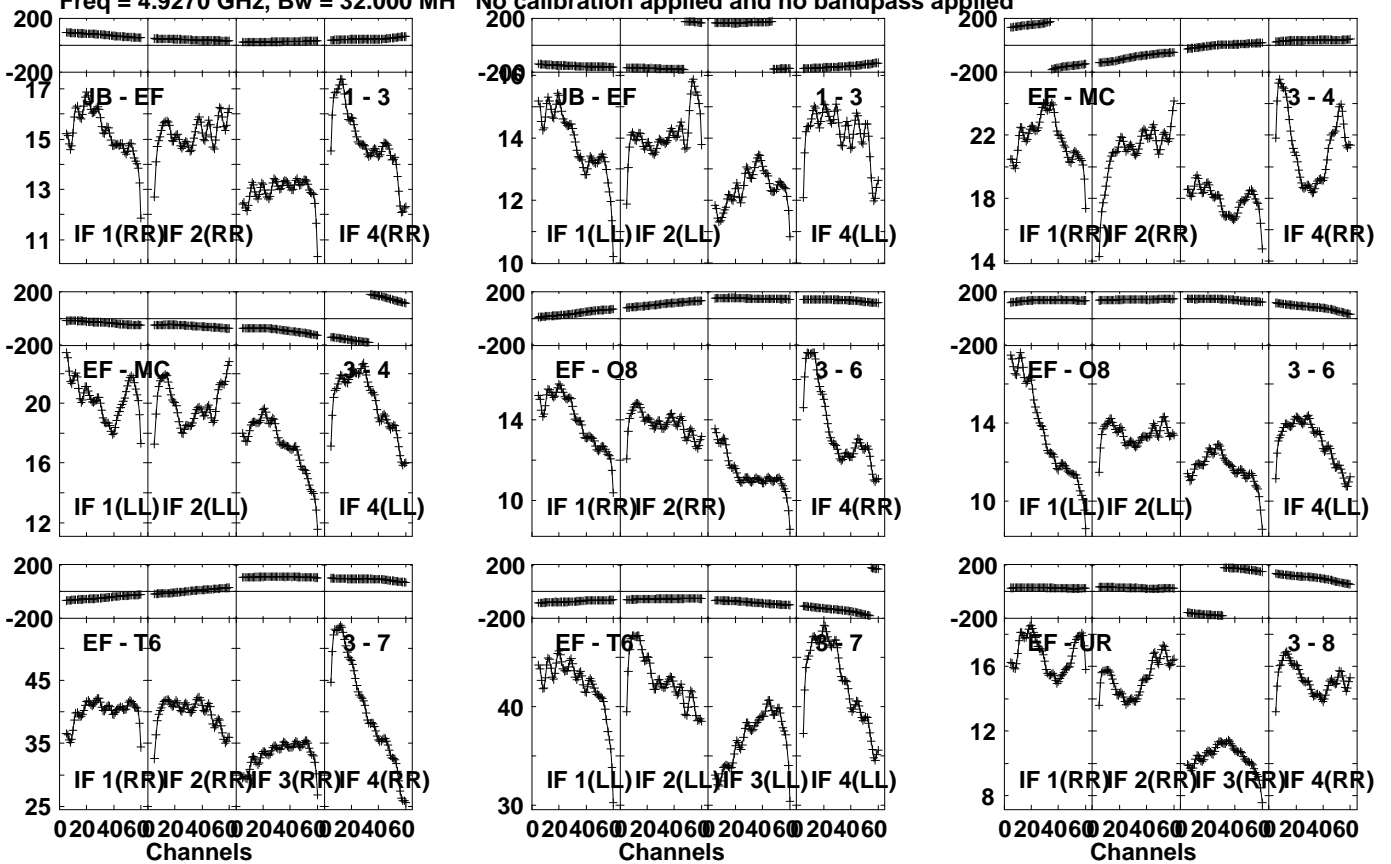


Plot file version 1 created 13-MAR-2023 13:41:09

J0205+3212 ET048B.UVDATA.1

Freq = 4.9270 GHz, Bw = 32.000 MH

No calibration applied and no bandpass applied



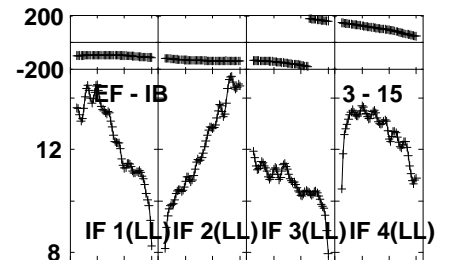
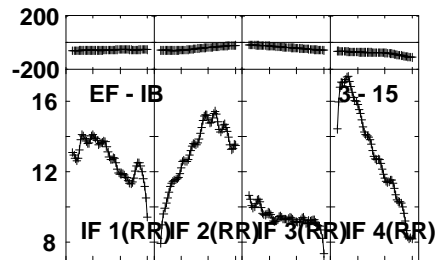
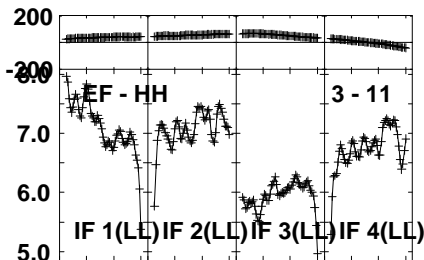
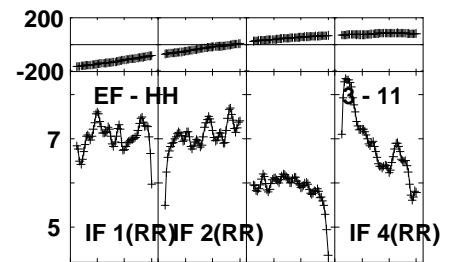
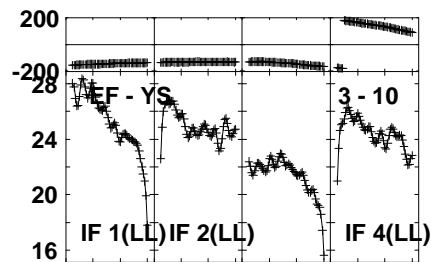
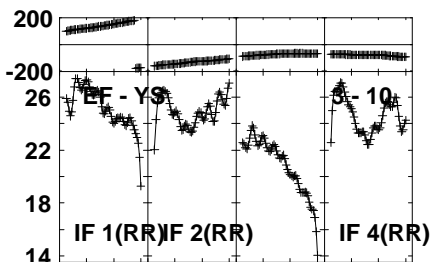
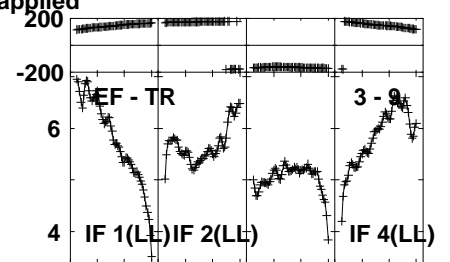
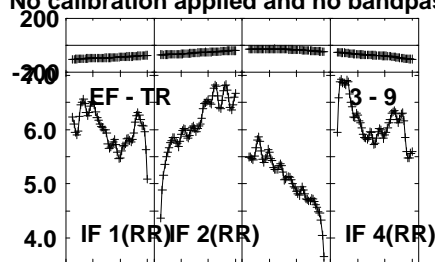
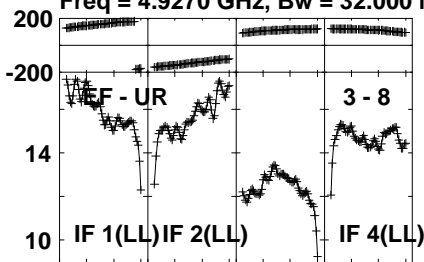
Lower frame: Milli Ampl Jy Top frame: Phas deg
Vector averaged cross-power spectrum Several baselines displayed
Timerange: 00/09:30:01 to 00/09:37:59

Plot file version 2 created 13-MAR-2023 13:41:09

J0205+3212 ET048B.UVDATA.1

Freq = 4.9270 GHz, Bw = 32.000 MH

No calibration applied and no bandpass applied



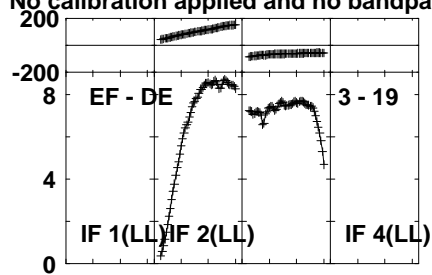
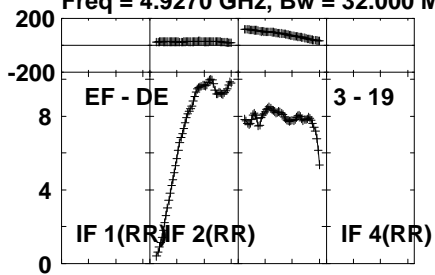
Lower frame: Milli Ampl Jy Top frame: Phas deg
Vector averaged cross-power spectrum Several baselines displayed
Timerange: 00/09:30:01 to 00/09:37:59

Plot file version 3 created 13-MAR-2023 13:41:10

J0205+3212 ET048B.UVDATA.1

Freq = 4.9270 GHz, Bw = 32.000 MH

No calibration applied and no bandpass applied



Lower frame: Milli Ampl Jy Top frame: Phas deg

Vector averaged cross-power spectrum Several baselines displayed

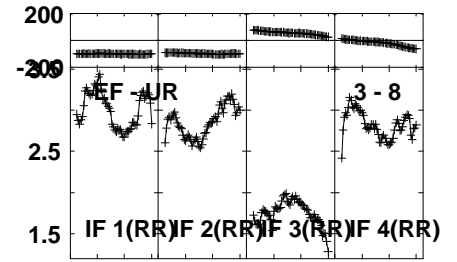
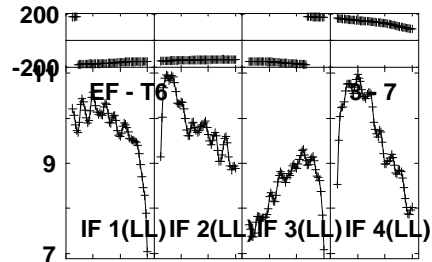
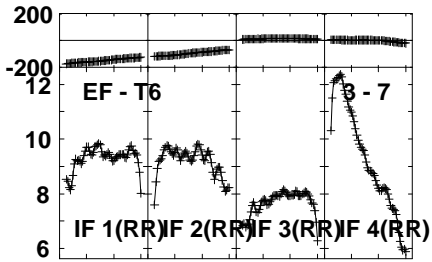
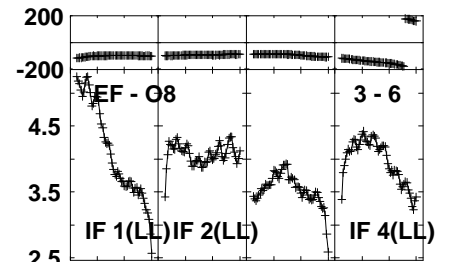
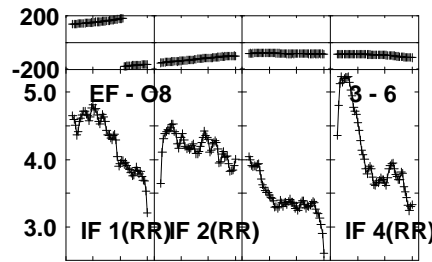
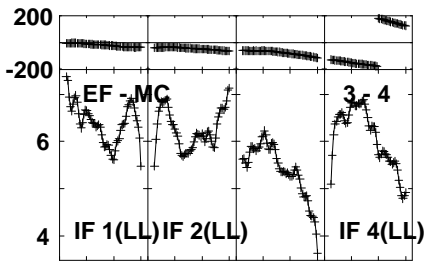
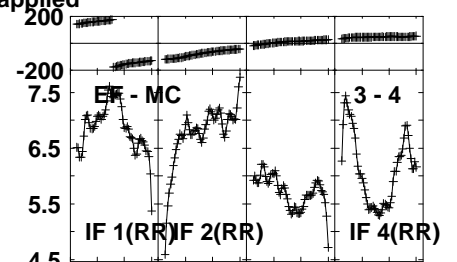
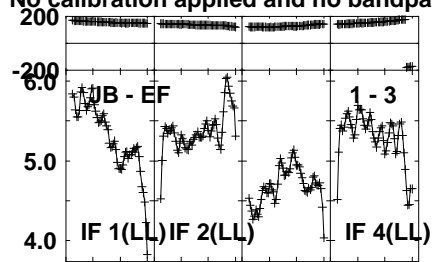
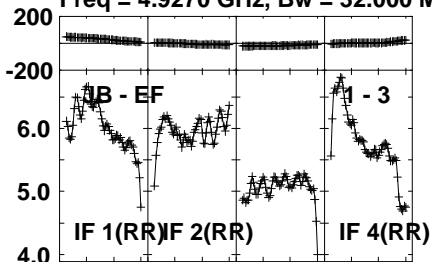
Timerange: 00/09:30:01 to 00/09:37:59

Plot file version 4 created 13-MAR-2023 13:41:10

J0112+3208 ET048B.UVDATA.1

Freq = 4.9270 GHz, Bw = 32.000 MH

No calibration applied and no bandpass applied



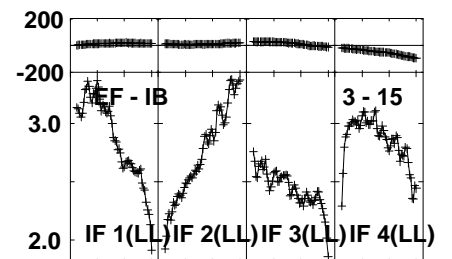
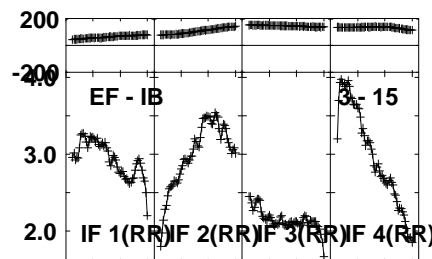
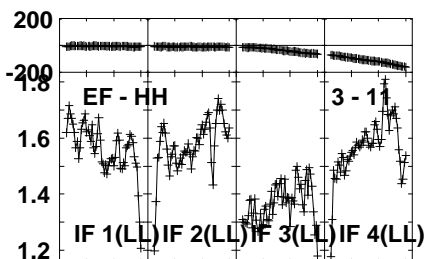
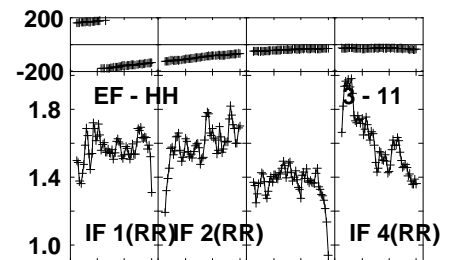
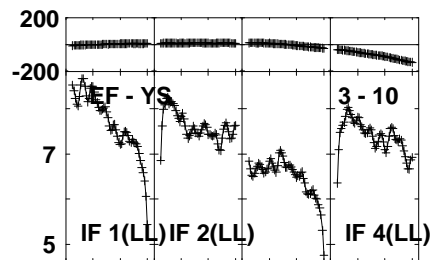
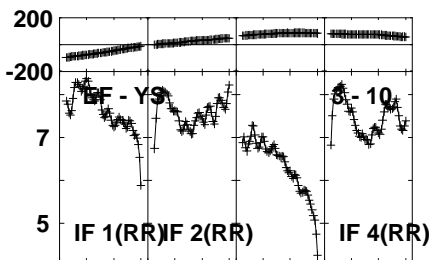
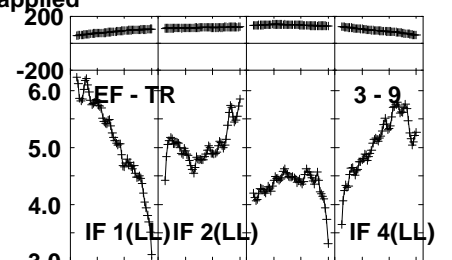
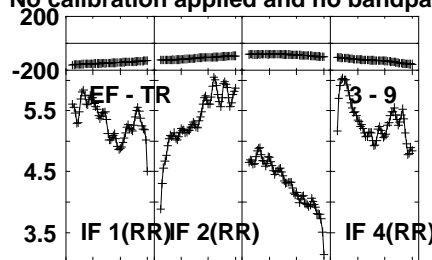
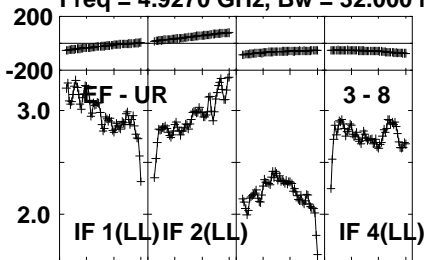
Lower frame: Milli Ampl Jy Top frame: Phas deg
Vector averaged cross-power spectrum Several baselines displayed
Timerange: 00/09:39:01 to 00/09:45:29

Plot file version 5 created 13-MAR-2023 13:41:11

J0112+3208 ET048B.UVDATA.1

Freq = 4.9270 GHz, Bw = 32.000 MH

No calibration applied and no bandpass applied



0204060 204060 204060 204060
Channels

0204060 204060 204060 204060
Channels

0204060 204060 204060 204060
Channels

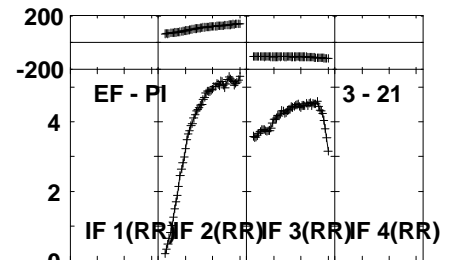
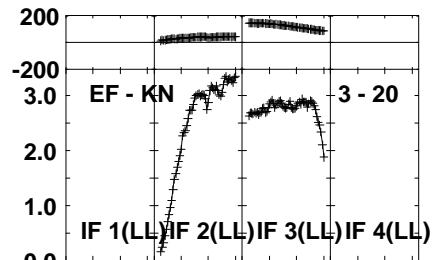
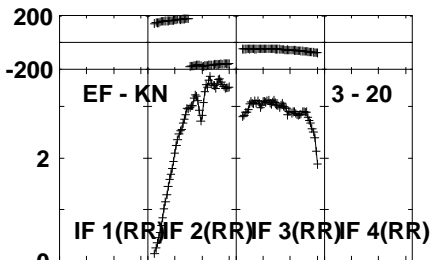
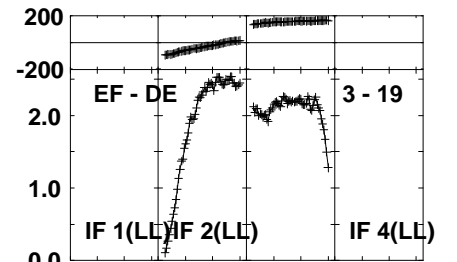
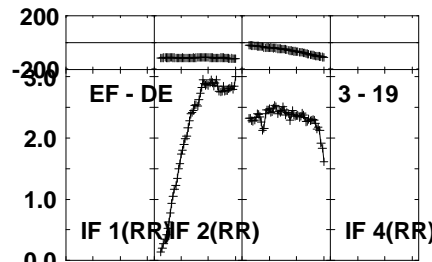
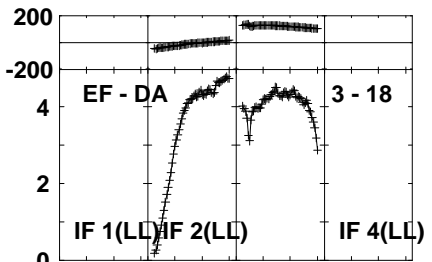
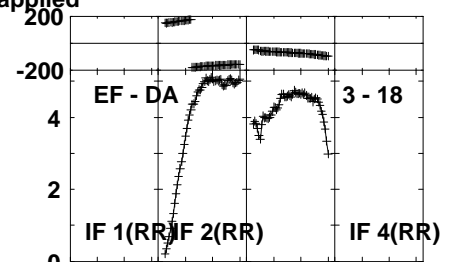
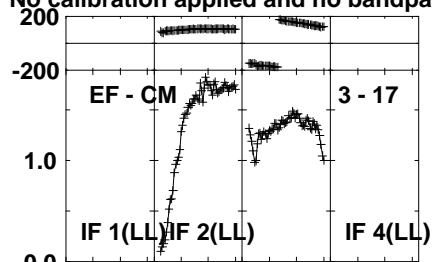
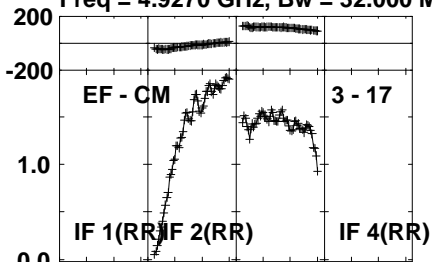
Lower frame: Milli Ampl Jy Top frame: Phas deg
Vector averaged cross-power spectrum Several baselines displayed
Timerange: 00/09:39:01 to 00/09:45:29

Plot file version 6 created 13-MAR-2023 13:41:11

J0112+3208 ET048B.UVDATA.1

Freq = 4.9270 GHz, Bw = 32.000 MH

No calibration applied and no bandpass applied



Lower frame: Milli Ampl Jy Top frame: Phas deg

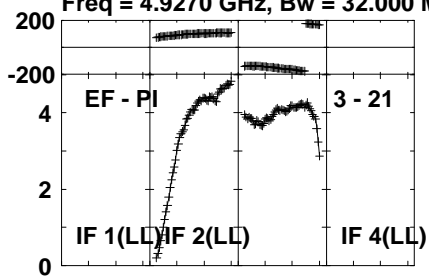
Vector averaged cross-power spectrum Several baselines displayed

Timerange: 00/09:39:01 to 00/09:45:29

Plot file version 7 created 13-MAR-2023 13:41:11

J0112+3208 ET048B.UVDATA.1

Freq = 4.9270 GHz, Bw = 32.000 MH No calibration applied and no bandpass applied



Lower frame: Milli Ampl Jy Top frame: Phas deg

Vector averaged cross-power spectrum Several baselines displayed

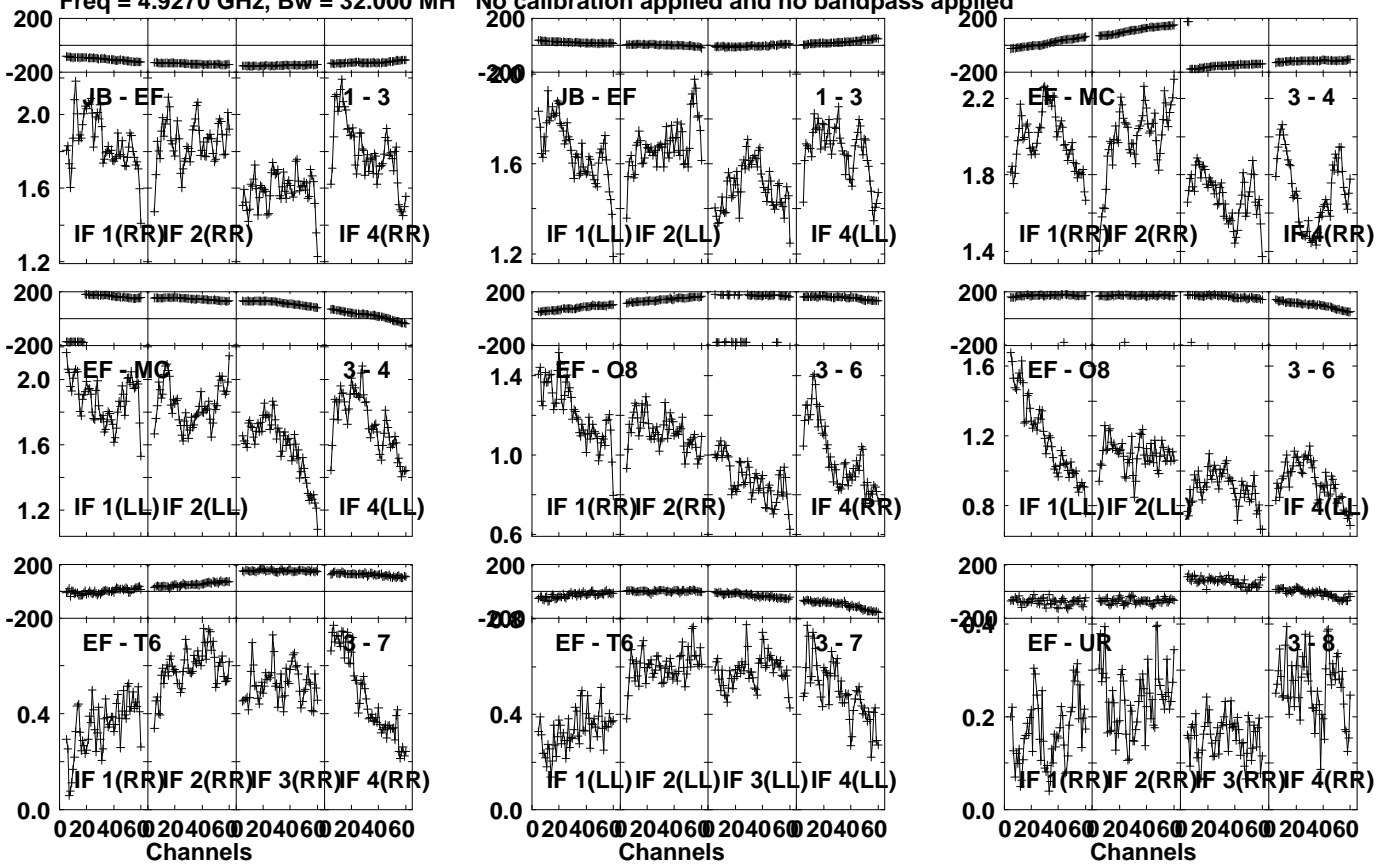
Timerange: 00/09:39:01 to 00/09:45:29

Plot file version 8 created 13-MAR-2023 13:41:11

0116+319 ET048B.UVDATA.1

Freq = 4.9270 GHz, Bw = 32.000 MH

No calibration applied and no bandpass applied



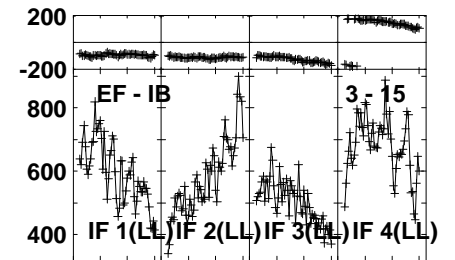
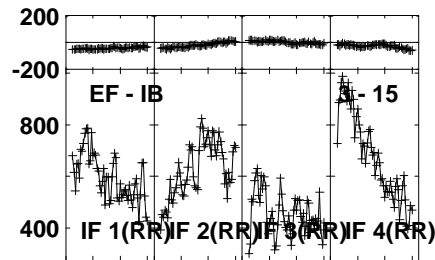
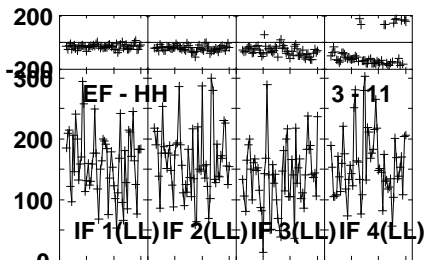
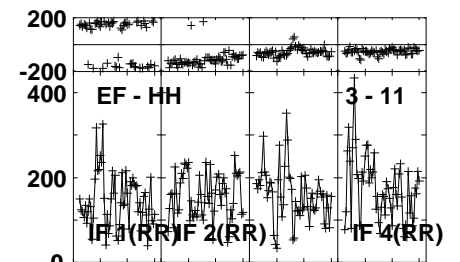
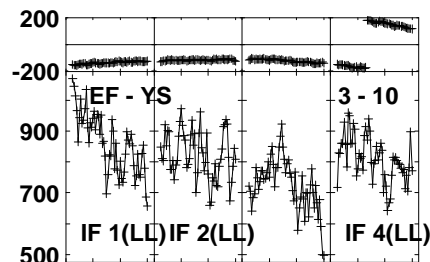
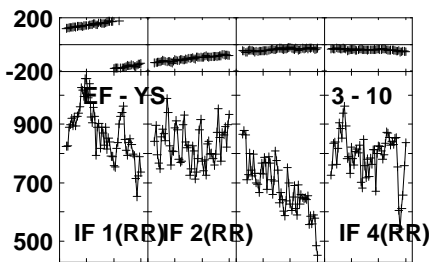
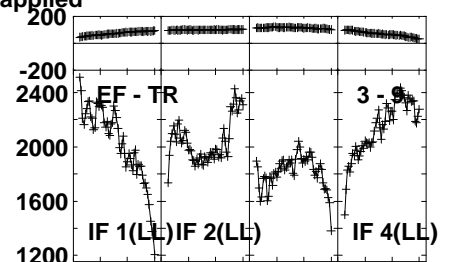
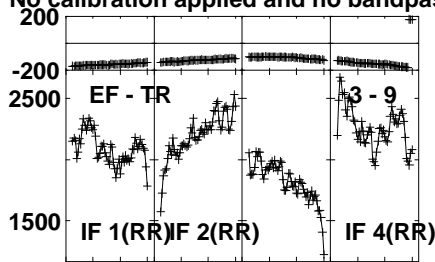
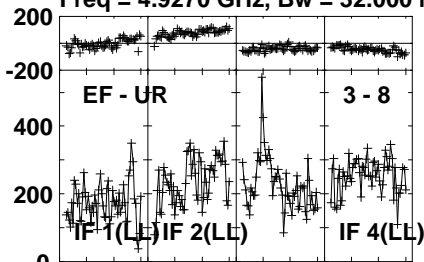
Lower frame: Milli Ampl Jy Top frame: Phas deg
Vector averaged cross-power spectrum Several baselines displayed
Timerange: 00/09:45:31 to 00/09:48:59

Plot file version 9 created 13-MAR-2023 13:41:12

0116+319 ET048B.UVDATA.1

Freq = 4.9270 GHz, Bw = 32.000 MH

No calibration applied and no bandpass applied



020406@20406@20406@20406@
Channels

020406@20406@20406@20406@
Channels

020406@20406@20406@20406@
Channels

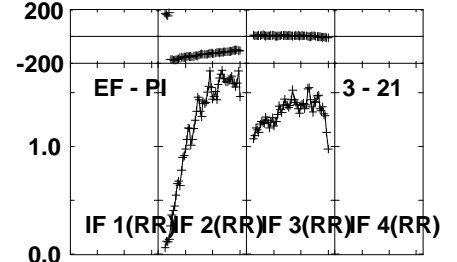
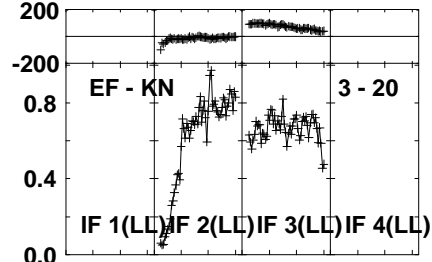
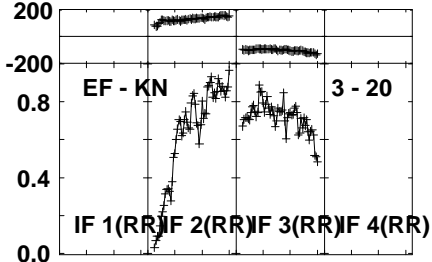
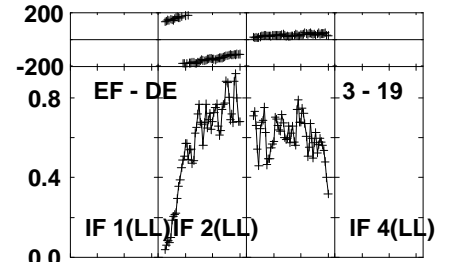
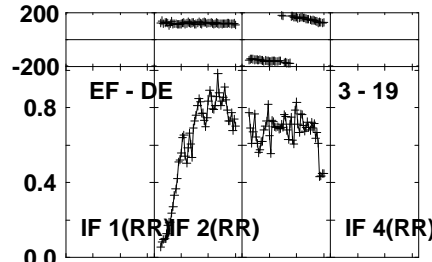
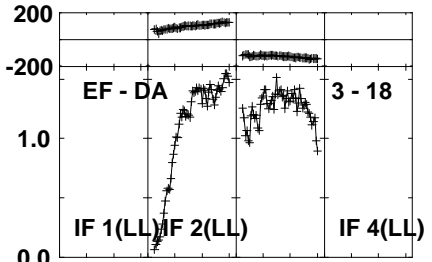
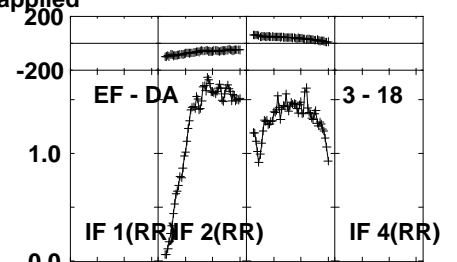
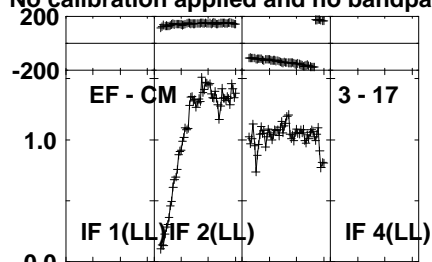
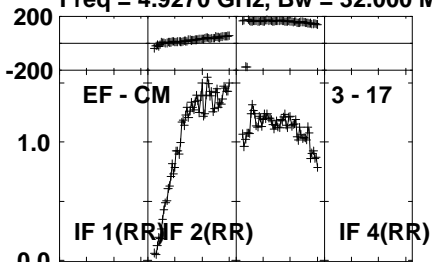
Lower frame: Micro Ampl Jy Top frame: Phas deg
Vector averaged cross-power spectrum Several baselines displayed
Timerange: 00/09:45:31 to 00/09:48:59

Plot file version 10 created 13-MAR-2023 13:41:12

0116+319 ET048B.UVDATA.1

Freq = 4.9270 GHz, Bw = 32.000 MH

No calibration applied and no bandpass applied

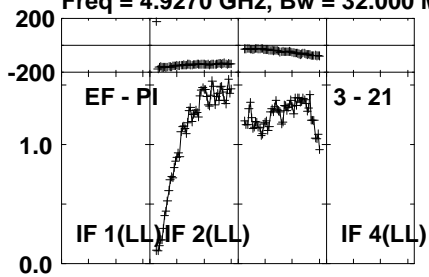


Lower frame: Milli Ampl Jy Top frame: Phas deg
Vector averaged cross-power spectrum Several baselines displayed
Timerange: 00/09:45:31 to 00/09:48:59

Plot file version 11 created 13-MAR-2023 13:41:12

0116+319 ET048B.UVDATA.1

Freq = 4.9270 GHz, Bw = 32.000 MH No calibration applied and no bandpass applied



Lower frame: Milli Ampl Jy Top frame: Phas deg

Vector averaged cross-power spectrum Several baselines displayed

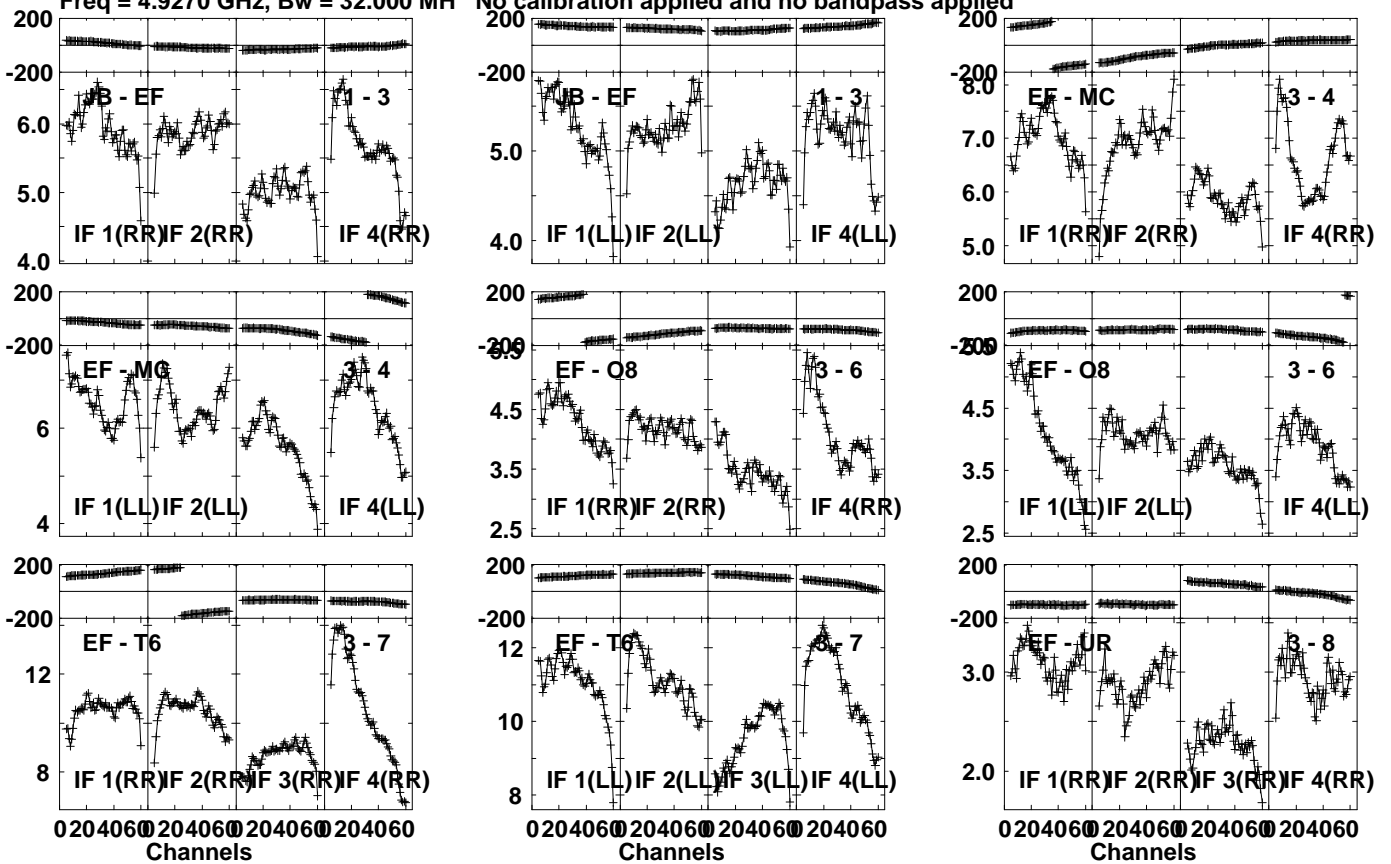
Timerange: 00/09:45:31 to 00/09:48:59

Plot file version 12 created 13-MAR-2023 13:41:12

J0112+3208 ET048B.UVDATA.1

Freq = 4.9270 GHz, Bw = 32.000 MH

No calibration applied and no bandpass applied



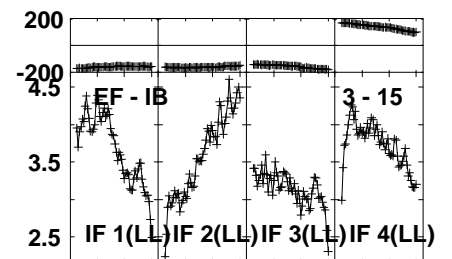
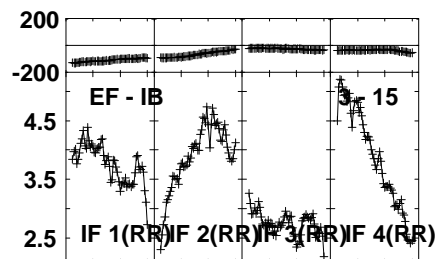
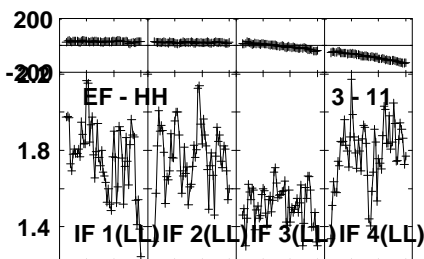
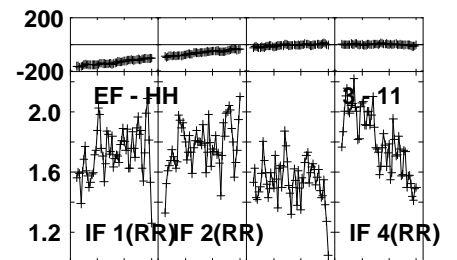
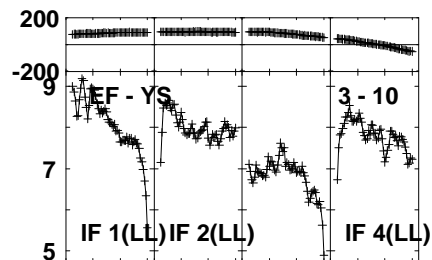
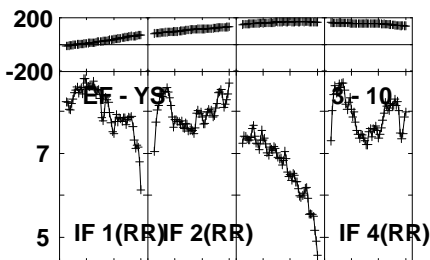
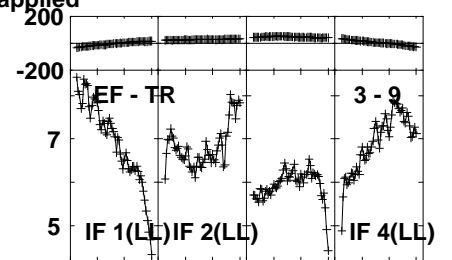
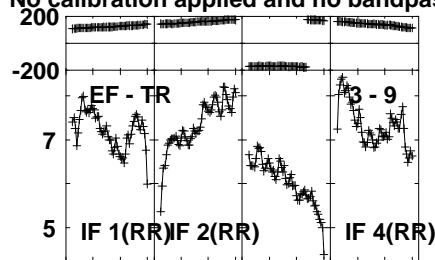
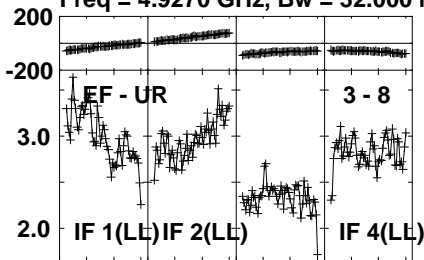
Lower frame: Milli Ampl Jy Top frame: Phas deg
Vector averaged cross-power spectrum Several baselines displayed
Timerange: 00/09:49:01 to 00/09:50:29

Plot file version 13 created 13-MAR-2023 13:41:12

J0112+3208 ET048B.UVDATA.1

Freq = 4.9270 GHz, Bw = 32.000 MH

No calibration applied and no bandpass applied



0204060 204060 204060 204060
Channels

0204060 204060 204060 204060
Channels

0204060 204060 204060 204060
Channels

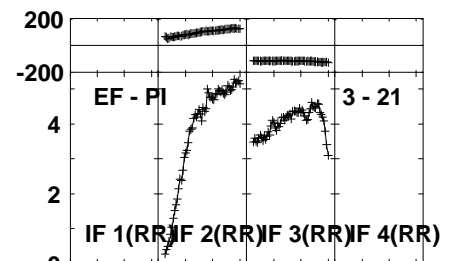
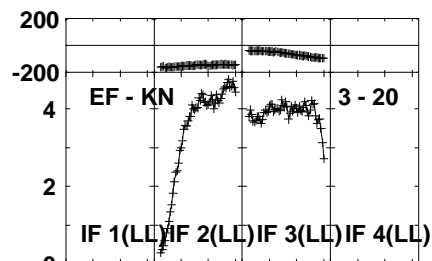
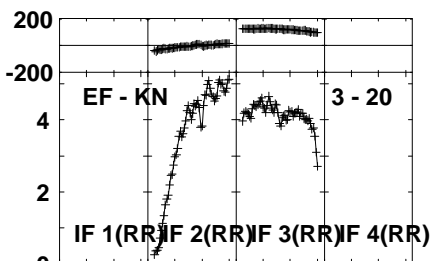
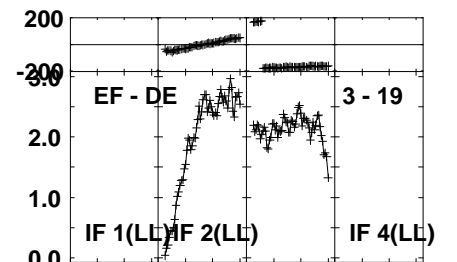
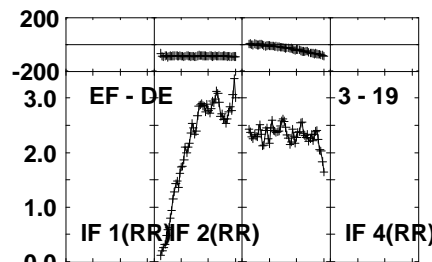
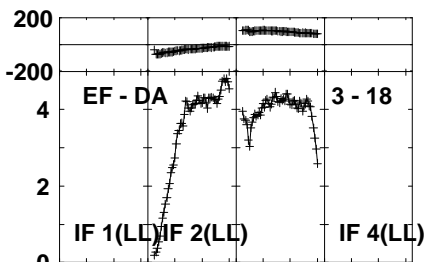
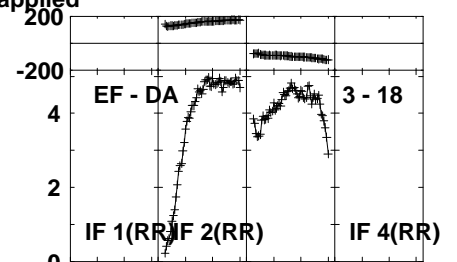
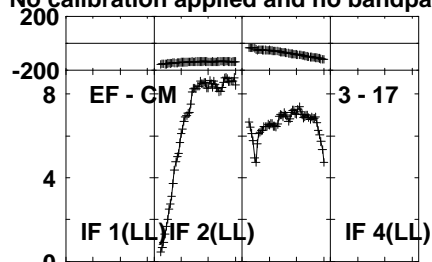
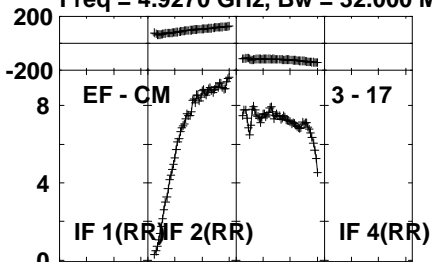
Lower frame: Milli Ampl Jy Top frame: Phas deg
Vector averaged cross-power spectrum Several baselines displayed
Timerange: 00/09:49:01 to 00/09:50:29

Plot file version 14 created 13-MAR-2023 13:41:12

J0112+3208 ET048B.UVDATA.1

Freq = 4.9270 GHz, Bw = 32.000 MH

No calibration applied and no bandpass applied

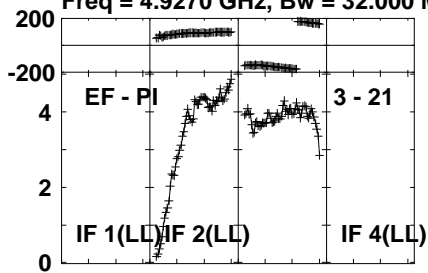


Lower frame: Milli Ampl Jy Top frame: Phas deg
Vector averaged cross-power spectrum Several baselines displayed
Timerange: 00/09:49:01 to 00/09:50:29

Plot file version 15 created 13-MAR-2023 13:41:13

J0112+3208 ET048B.UVDATA.1

Freq = 4.9270 GHz, Bw = 32.000 MH No calibration applied and no bandpass applied



Lower frame: Milli Ampl Jy Top frame: Phas deg

Vector averaged cross-power spectrum Several baselines displayed

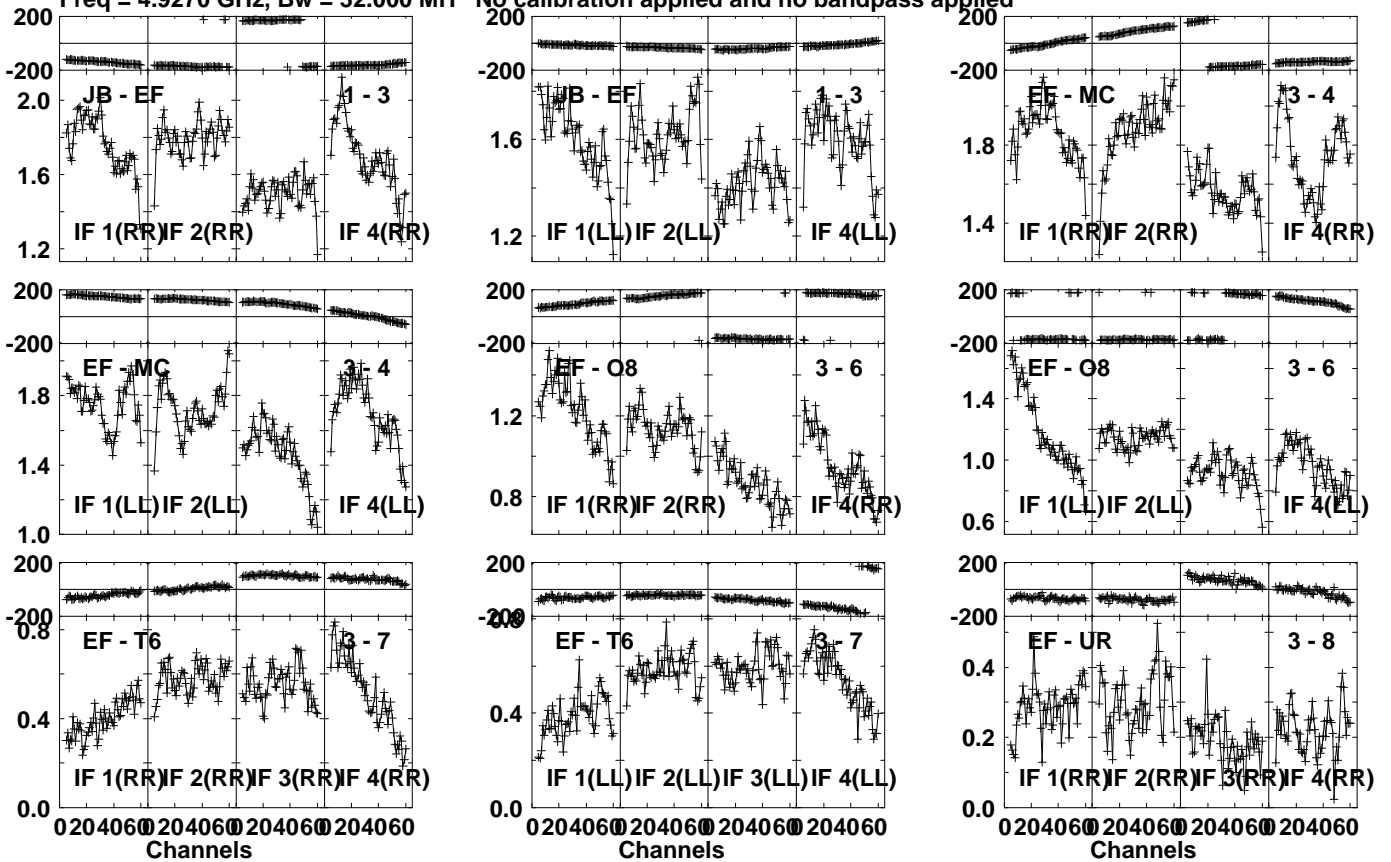
Timerange: 00/09:49:01 to 00/09:50:29

Plot file version 16 created 13-MAR-2023 13:41:13

0116+319 ET048B.UVDATA.1

Freq = 4.9270 GHz, Bw = 32.000 MH

No calibration applied and no bandpass applied



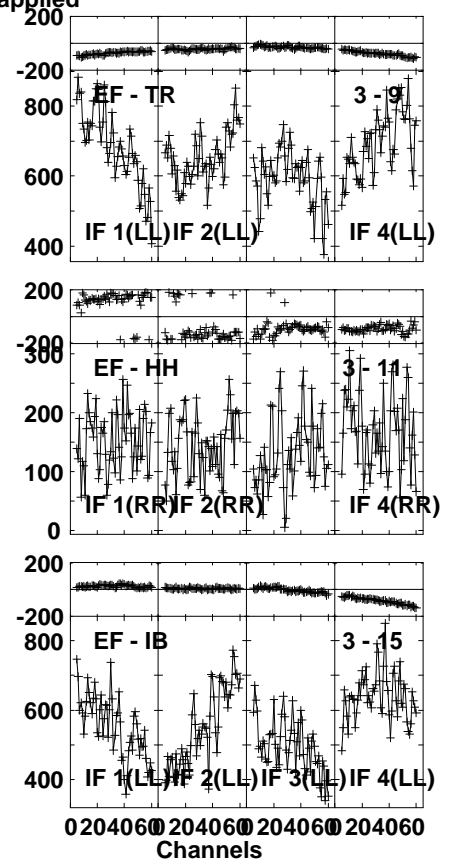
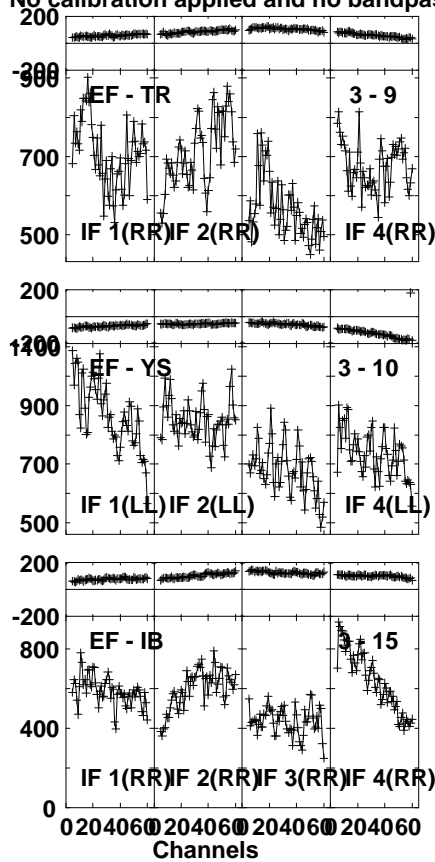
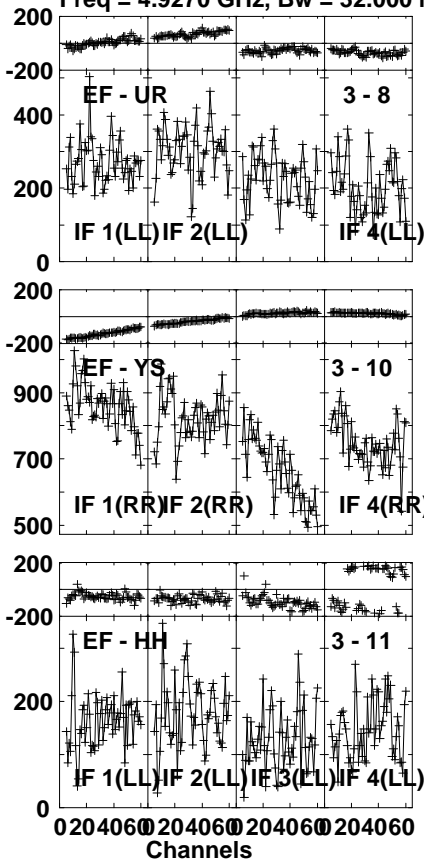
Lower frame: Milli Ampl Jy Top frame: Phas deg
Vector averaged cross-power spectrum Several baselines displayed
Timerange: 00/09:50:31 to 00/09:53:59

Plot file version 17 created 13-MAR-2023 13:41:13

0116+319 ET048B.UVDATA.1

Freq = 4.9270 GHz, Bw = 32.000 MH

No calibration applied and no bandpass applied



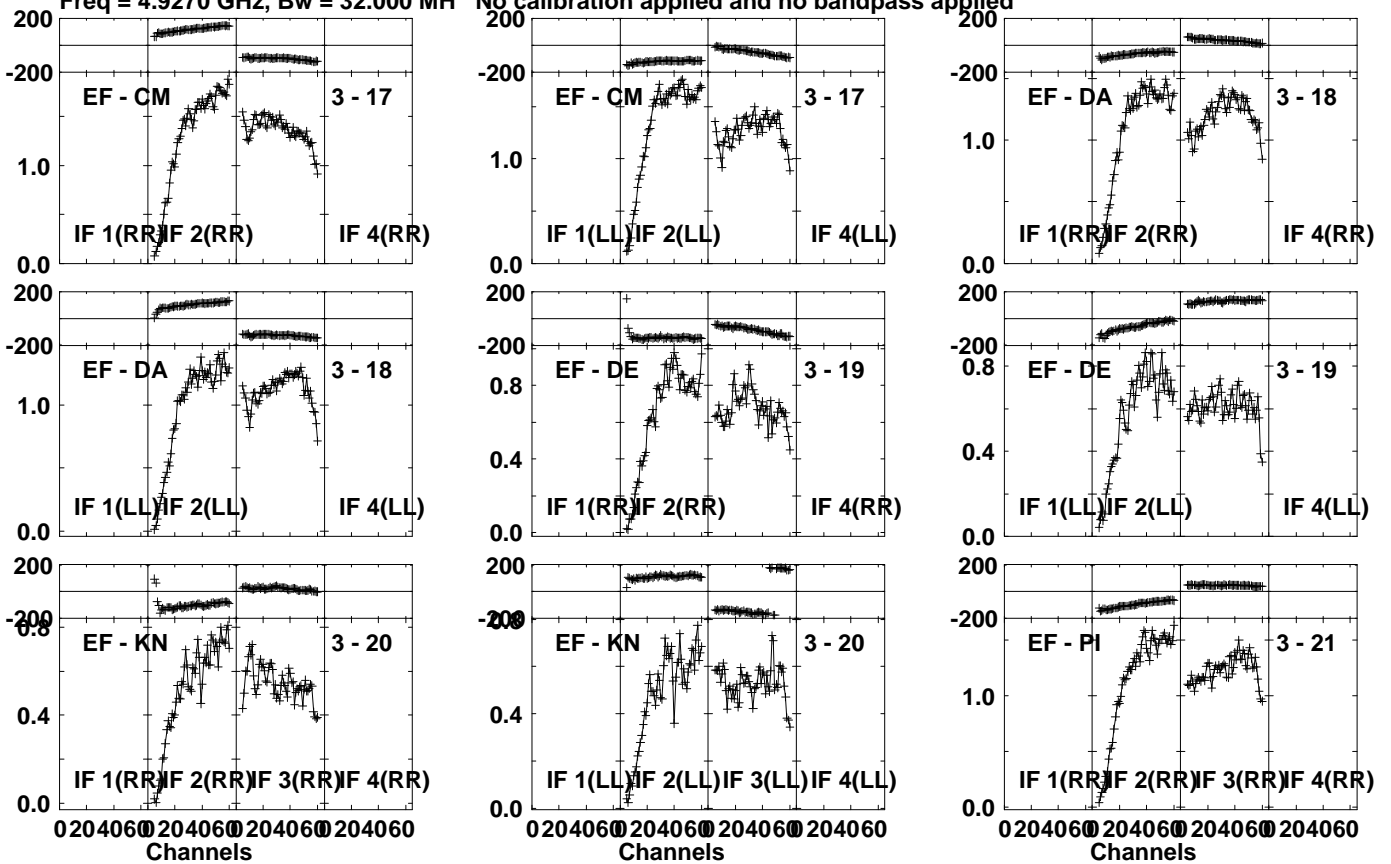
Lower frame: Micro Ampl Jy Top frame: Phas deg
Vector averaged cross-power spectrum Several baselines displayed
Timerange: 00:09:50:31 to 00:09:53:59

Plot file version 18 created 13-MAR-2023 13:41:13

0116+319 ET048B.UVDATA.1

Freq = 4.9270 GHz, Bw = 32.000 MH

No calibration applied and no bandpass applied

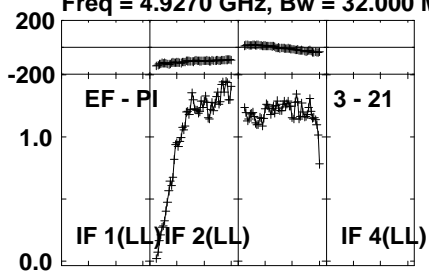


Lower frame: Milli Ampl Jy Top frame: Phas deg
Vector averaged cross-power spectrum Several baselines displayed
Timerange: 00/09:50:31 to 00/09:53:59

Plot file version 19 created 13-MAR-2023 13:41:13

0116+319 ET048B.UVDATA.1

Freq = 4.9270 GHz, Bw = 32.000 MH No calibration applied and no bandpass applied



Lower frame: Milli Ampl Jy Top frame: Phas deg

Vector averaged cross-power spectrum Several baselines displayed

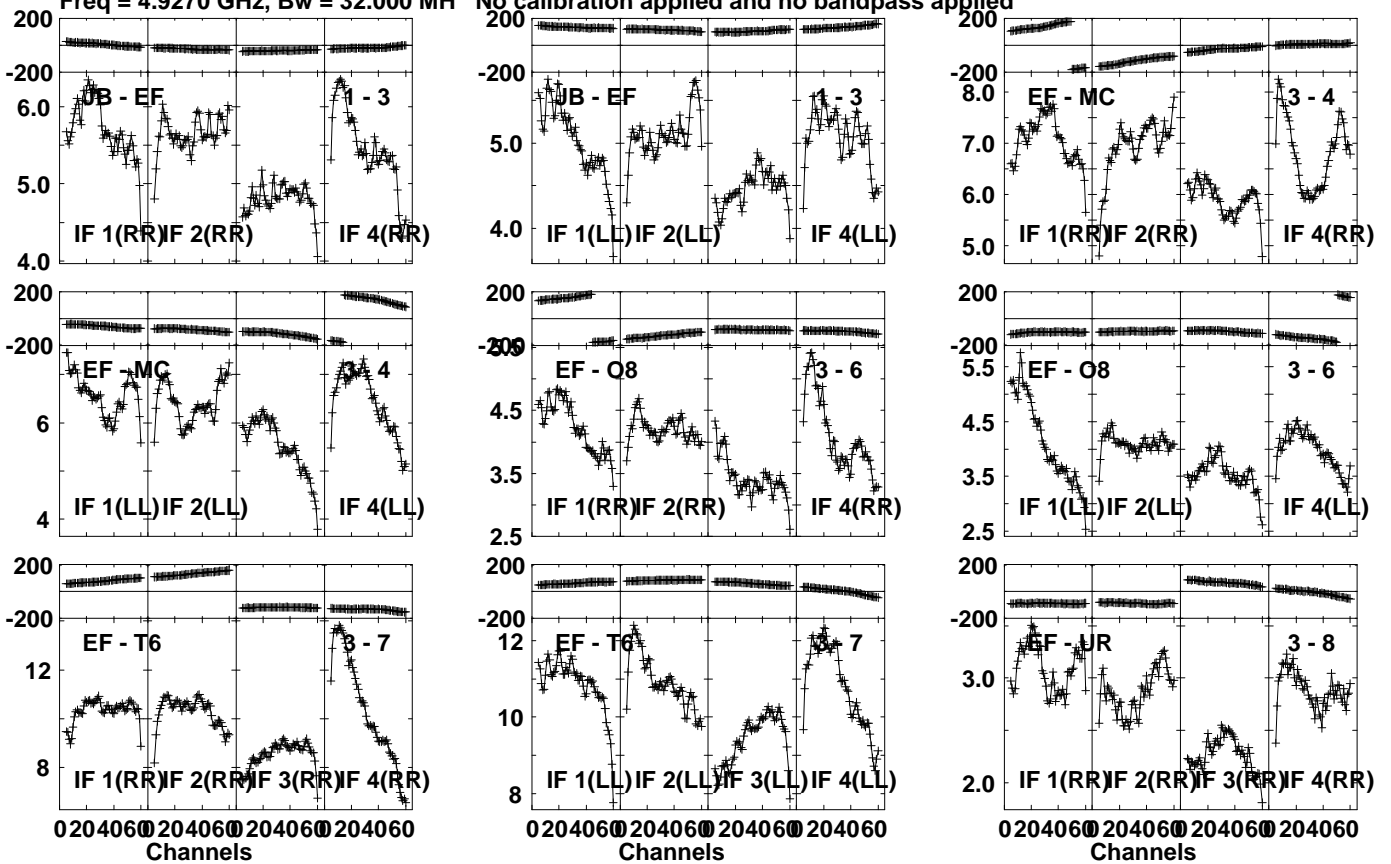
Timerange: 00/09:50:31 to 00/09:53:59

Plot file version 20 created 13-MAR-2023 13:41:13

J0112+3208 ET048B.UVDATA.1

Freq = 4.9270 GHz, Bw = 32.000 MH

No calibration applied and no bandpass applied



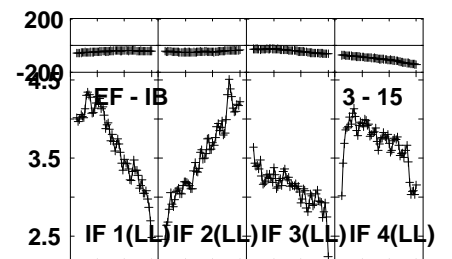
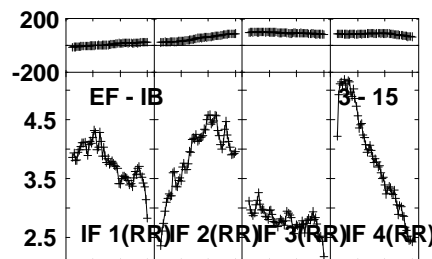
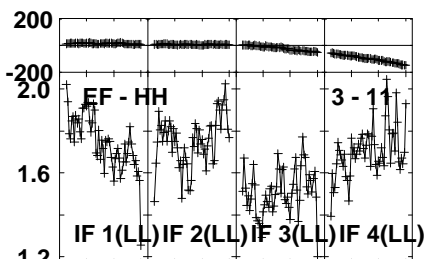
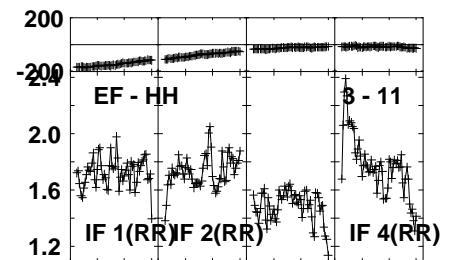
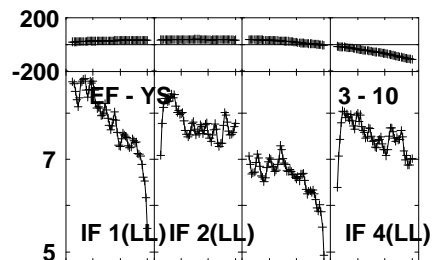
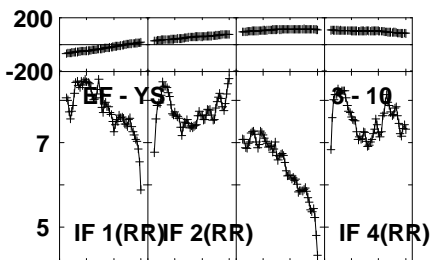
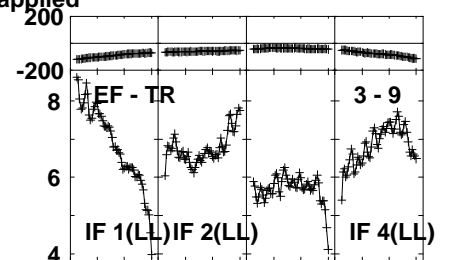
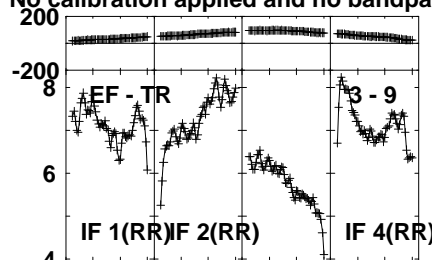
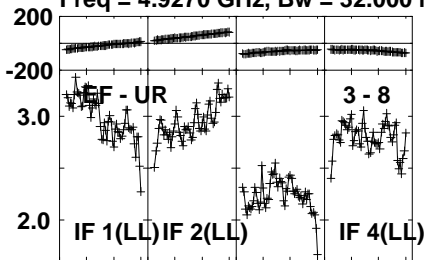
Lower frame: Milli Ampl Jy Top frame: Phas deg
Vector averaged cross-power spectrum Several baselines displayed
Timerange: 00/09:54:41 to 00/09:56:09

Plot file version 21 created 13-MAR-2023 13:41:13

J0112+3208 ET048B.UVDATA.1

Freq = 4.9270 GHz, Bw = 32.000 MH

No calibration applied and no bandpass applied



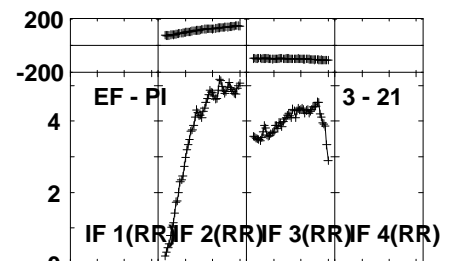
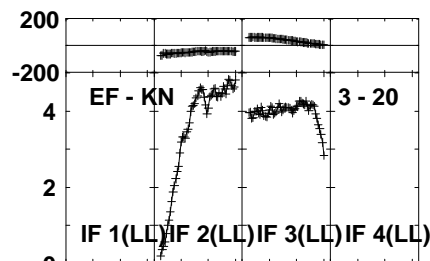
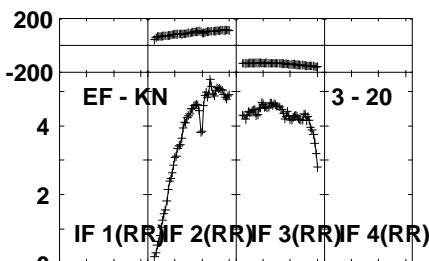
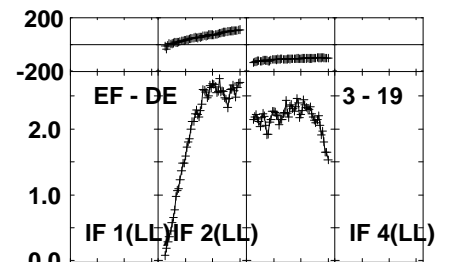
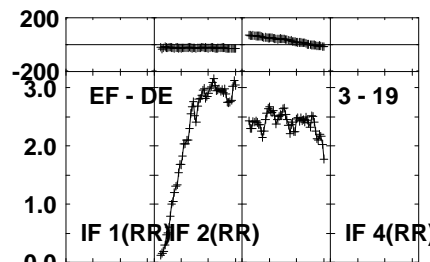
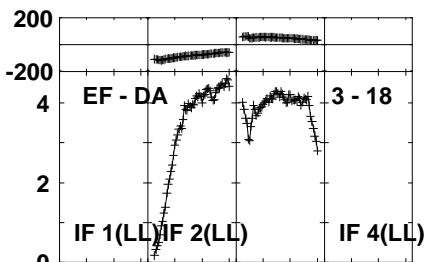
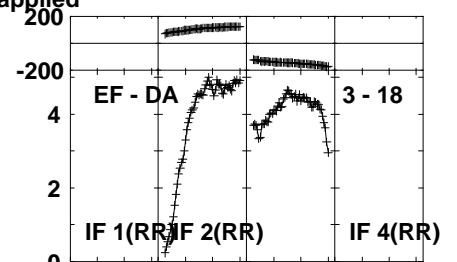
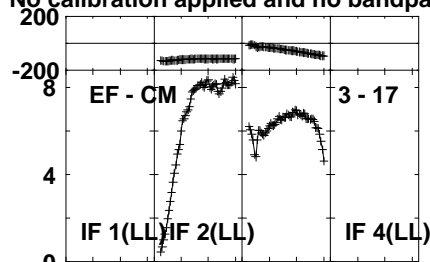
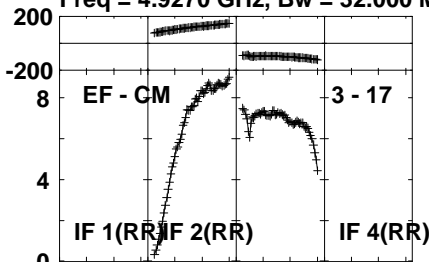
Lower frame: Milli Ampl Jy Top frame: Phas deg
Vector averaged cross-power spectrum Several baselines displayed
Timerange: 00/09:54:41 to 00/09:56:09

Plot file version 22 created 13-MAR-2023 13:41:14

J0112+3208 ET048B.UVDATA.1

Freq = 4.9270 GHz, Bw = 32.000 MH

No calibration applied and no bandpass applied

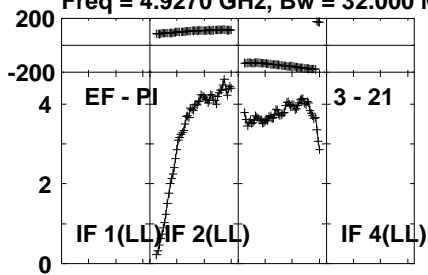


Lower frame: Milli Ampl Jy Top frame: Phas deg
Vector averaged cross-power spectrum Several baselines displayed
Timerange: 00/09:54:41 to 00/09:56:09

Plot file version 23 created 13-MAR-2023 13:41:14

J0112+3208 ET048B.UVDATA.1

Freq = 4.9270 GHz, Bw = 32.000 MH No calibration applied and no bandpass applied



Lower frame: Milli Ampl Jy Top frame: Phas deg

Vector averaged cross-power spectrum Several baselines displayed

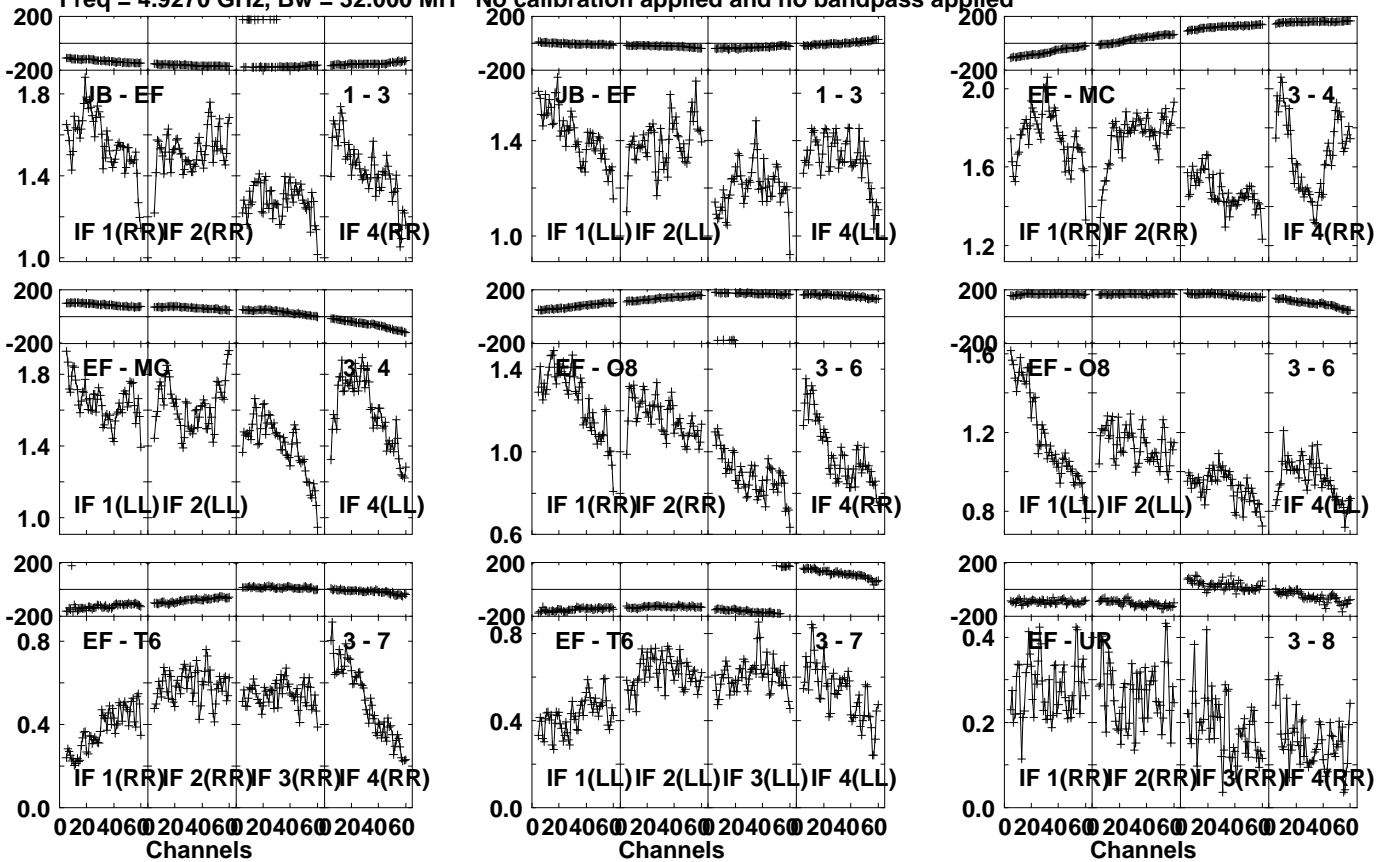
Timerange: 00/09:54:41 to 00/09:56:09

Plot file version 24 created 13-MAR-2023 13:41:14

0116+319 ET048B.UVDATA.1

Freq = 4.9270 GHz, Bw = 32.000 MH

No calibration applied and no bandpass applied



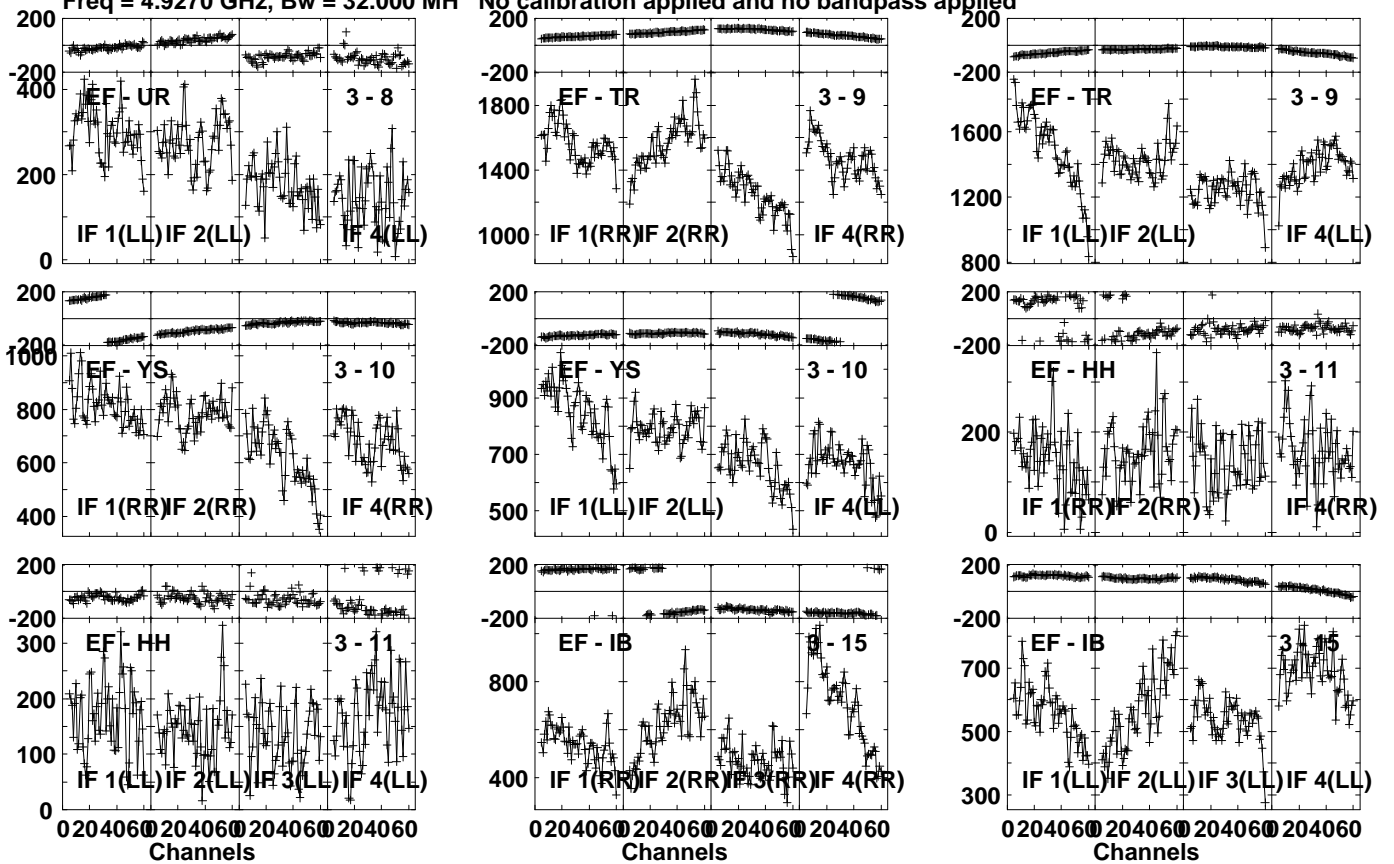
Lower frame: Milli Ampl Jy Top frame: Phas deg
Vector averaged cross-power spectrum Several baselines displayed
Timerange: 00/09:56:11 to 00/09:59:39

Plot file version 25 created 13-MAR-2023 13:41:14

0116+319 ET048B.UVDATA.1

Freq = 4.9270 GHz, Bw = 32.000 MH

No calibration applied and no bandpass applied



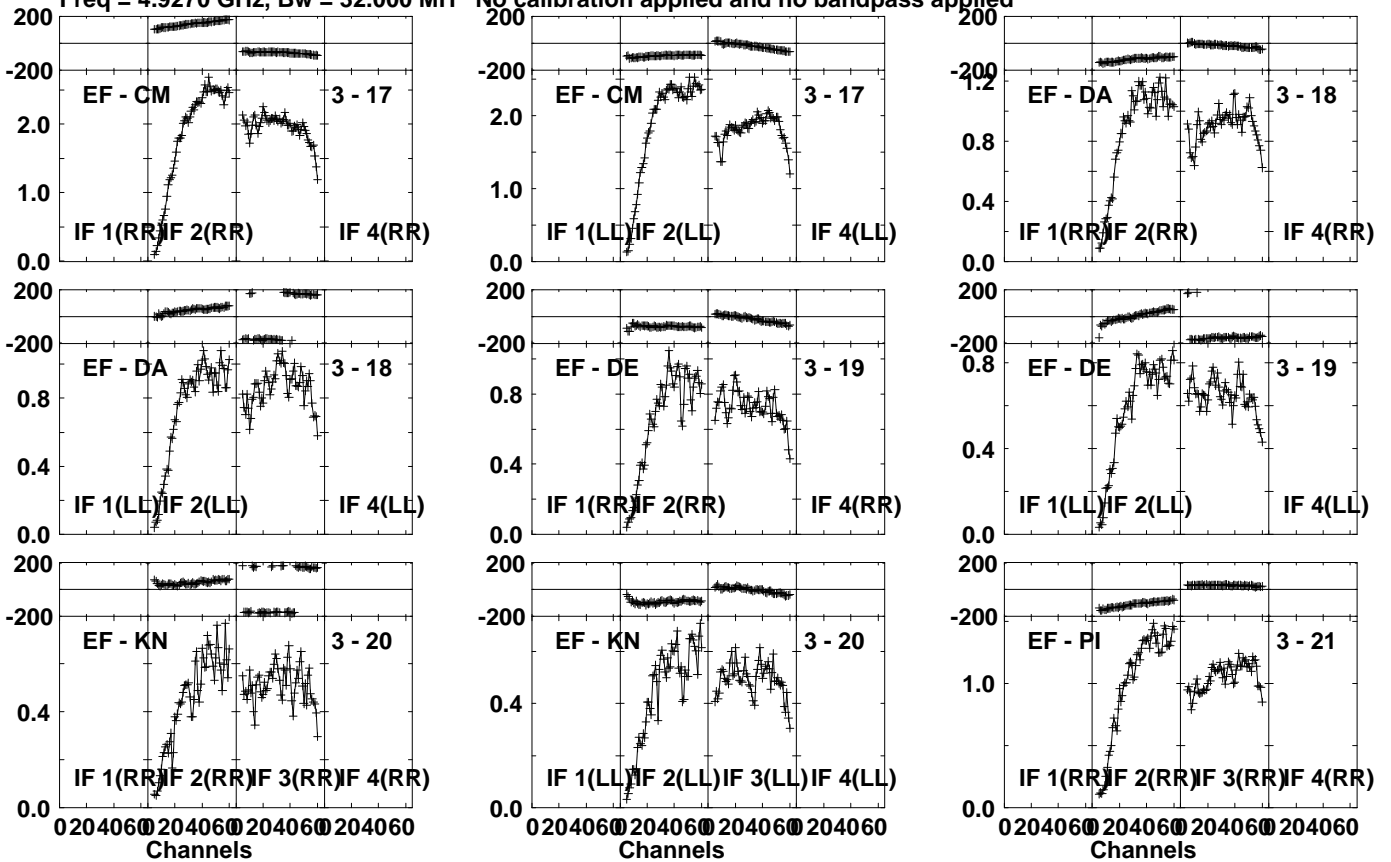
Lower frame: Micro Ampl Jy Top frame: Phas deg
Vector averaged cross-power spectrum Several baselines displayed
Timerange: 00/09:56:11 to 00/09:59:39

Plot file version 26 created 13-MAR-2023 13:41:14

0116+319 ET048B.UVDATA.1

Freq = 4.9270 GHz, Bw = 32.000 MH

No calibration applied and no bandpass applied



Lower frame: Milli Ampl Jy Top frame: Phas deg

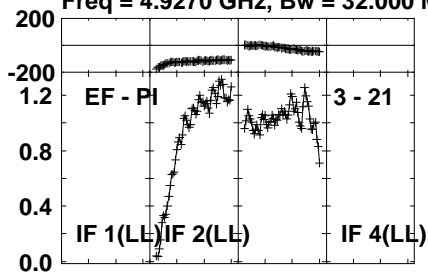
Vector averaged cross-power spectrum Several baselines displayed

Timerange: 00/09:56:11 to 00/09:59:39

Plot file version 27 created 13-MAR-2023 13:41:14

0116+319 ET048B.UVDATA.1

Freq = 4.9270 GHz, Bw = 32.000 MH No calibration applied and no bandpass applied



Lower frame: Milli Ampl Jy Top frame: Phas deg

Vector averaged cross-power spectrum Several baselines displayed

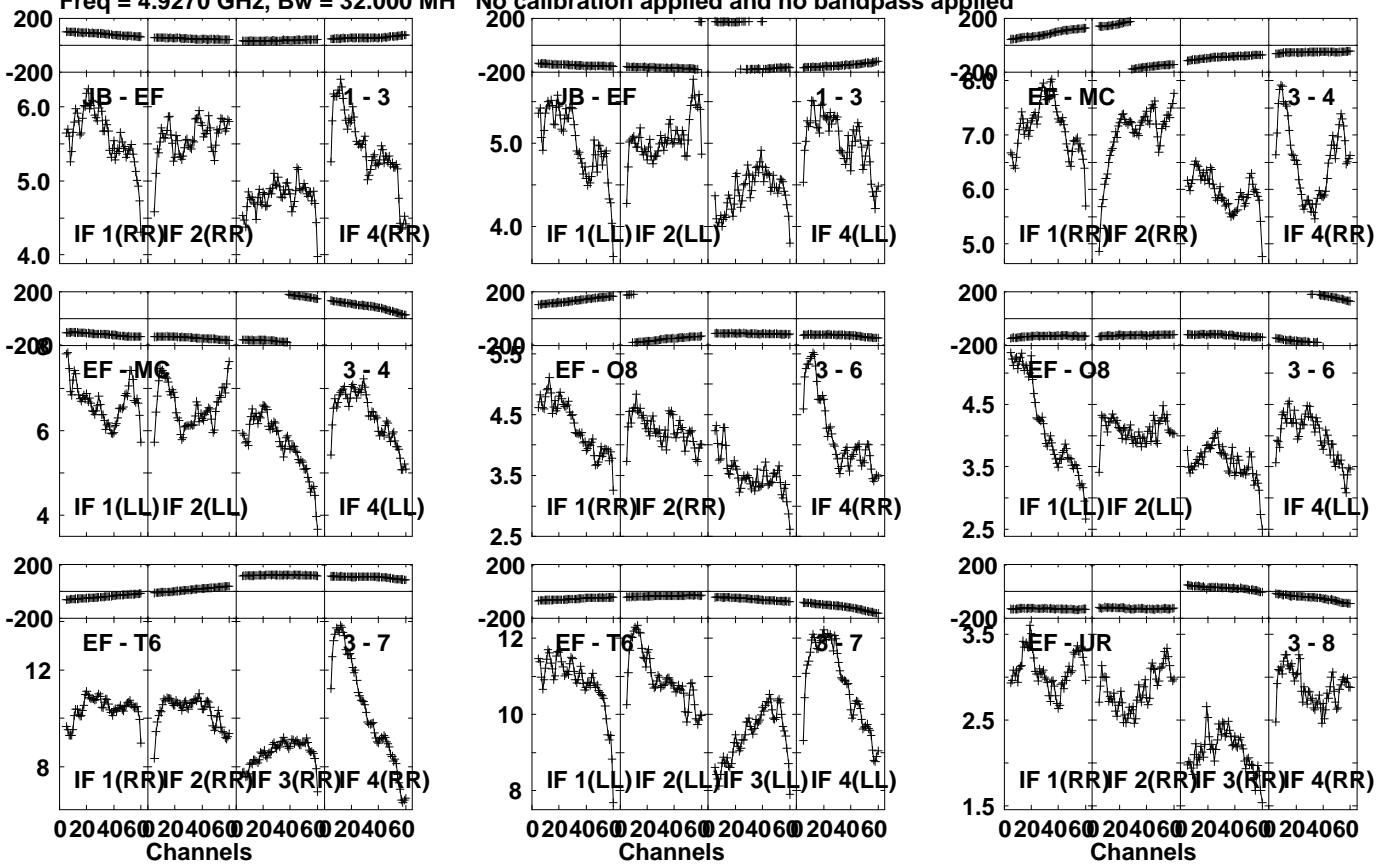
Timerange: 00/09:56:11 to 00/09:59:39

Plot file version 28 created 13-MAR-2023 13:41:14

J0112+3208 ET048B.UVDATA.1

Freq = 4.9270 GHz, Bw = 32.000 MH

No calibration applied and no bandpass applied



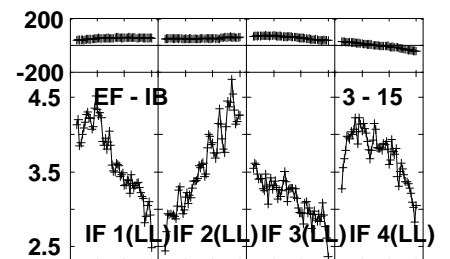
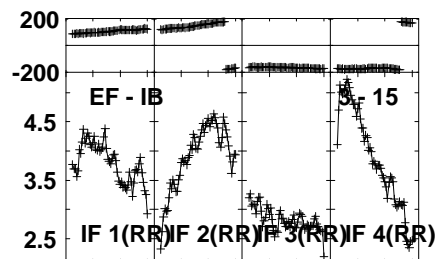
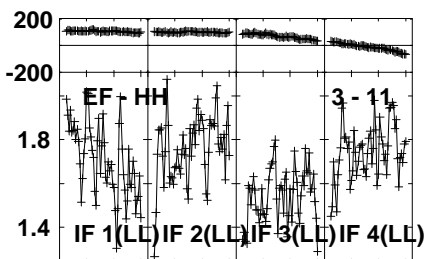
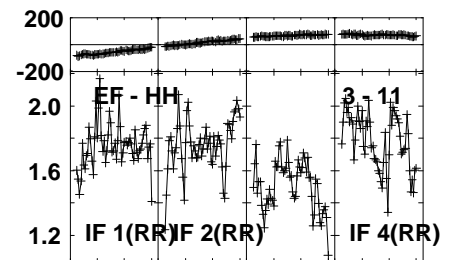
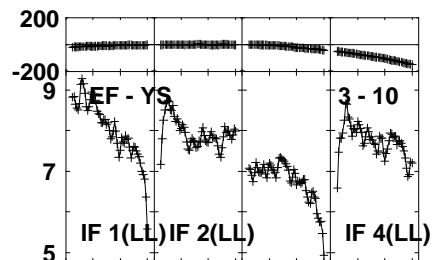
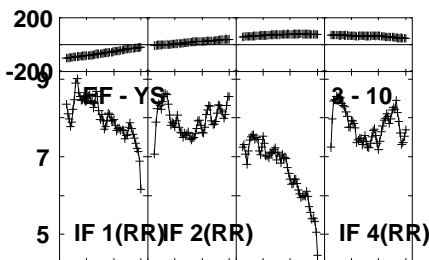
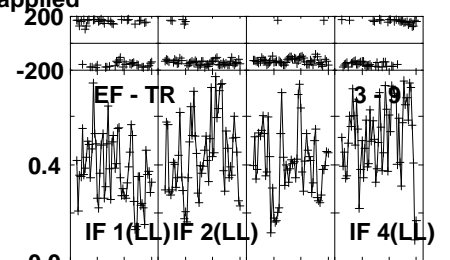
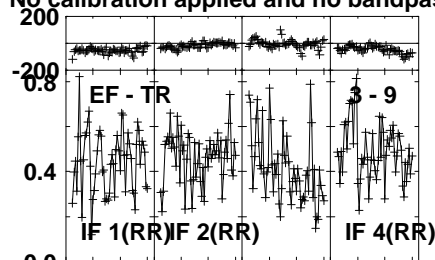
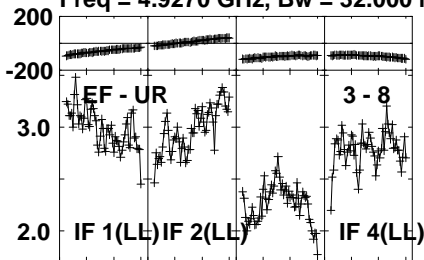
Lower frame: Milli Ampl Jy Top frame: Phas deg
 Vector averaged cross-power spectrum Several baselines displayed
 Timerange: 00/09:59:41 to 00/10:01:09

Plot file version 29 created 13-MAR-2023 13:41:14

J0112+3208 ET048B.UVDATA.1

Freq = 4.9270 GHz, Bw = 32.000 MH

No calibration applied and no bandpass applied



020406@20406@20406@20406@
Channels

020406@20406@20406@20406@
Channels

020406@20406@20406@20406@
Channels

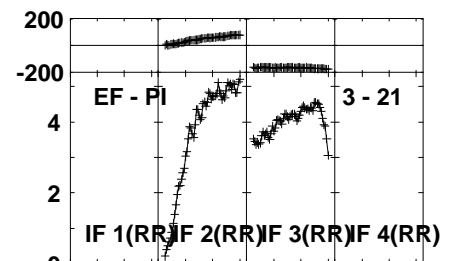
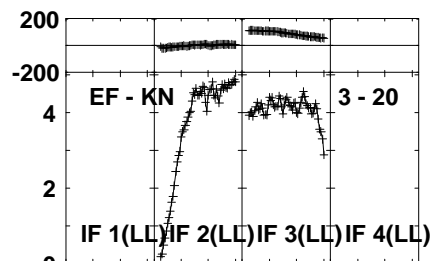
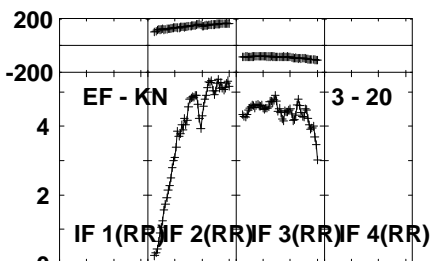
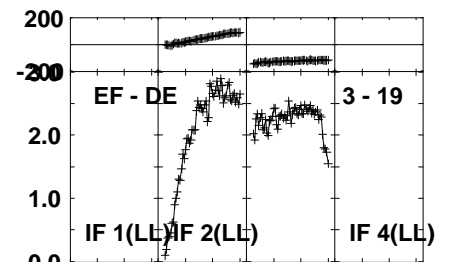
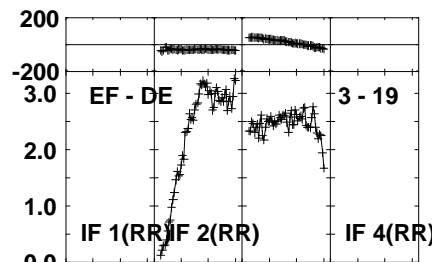
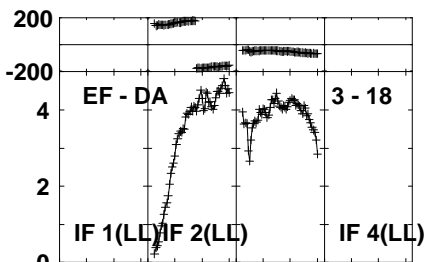
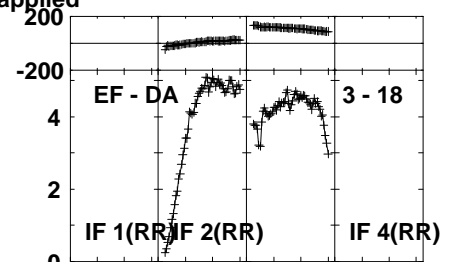
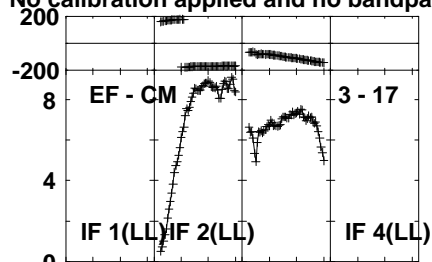
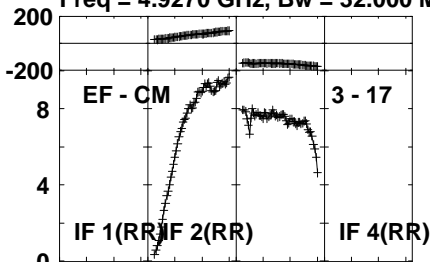
Lower frame: Milli Ampl Jy Top frame: Phas deg
Vector averaged cross-power spectrum Several baselines displayed
Timerange: 00/09:59:41 to 00/10:01:09

Plot file version 30 created 13-MAR-2023 13:41:15

J0112+3208 ET048B.UVDATA.1

Freq = 4.9270 GHz, Bw = 32.000 MH

No calibration applied and no bandpass applied

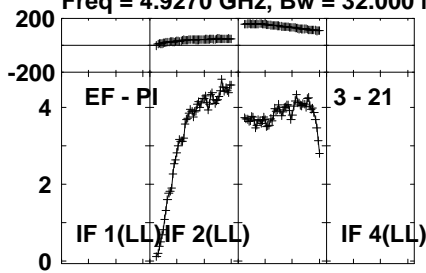


Lower frame: Milli Ampl Jy Top frame: Phas deg
Vector averaged cross-power spectrum Several baselines displayed
Timerange: 00/09:59:41 to 00/10:01:09

Plot file version 31 created 13-MAR-2023 13:41:15

J0112+3208 ET048B.UVDATA.1

Freq = 4.9270 GHz, Bw = 32.000 MH No calibration applied and no bandpass applied



Lower frame: Milli Ampl Jy Top frame: Phas deg

Vector averaged cross-power spectrum Several baselines displayed

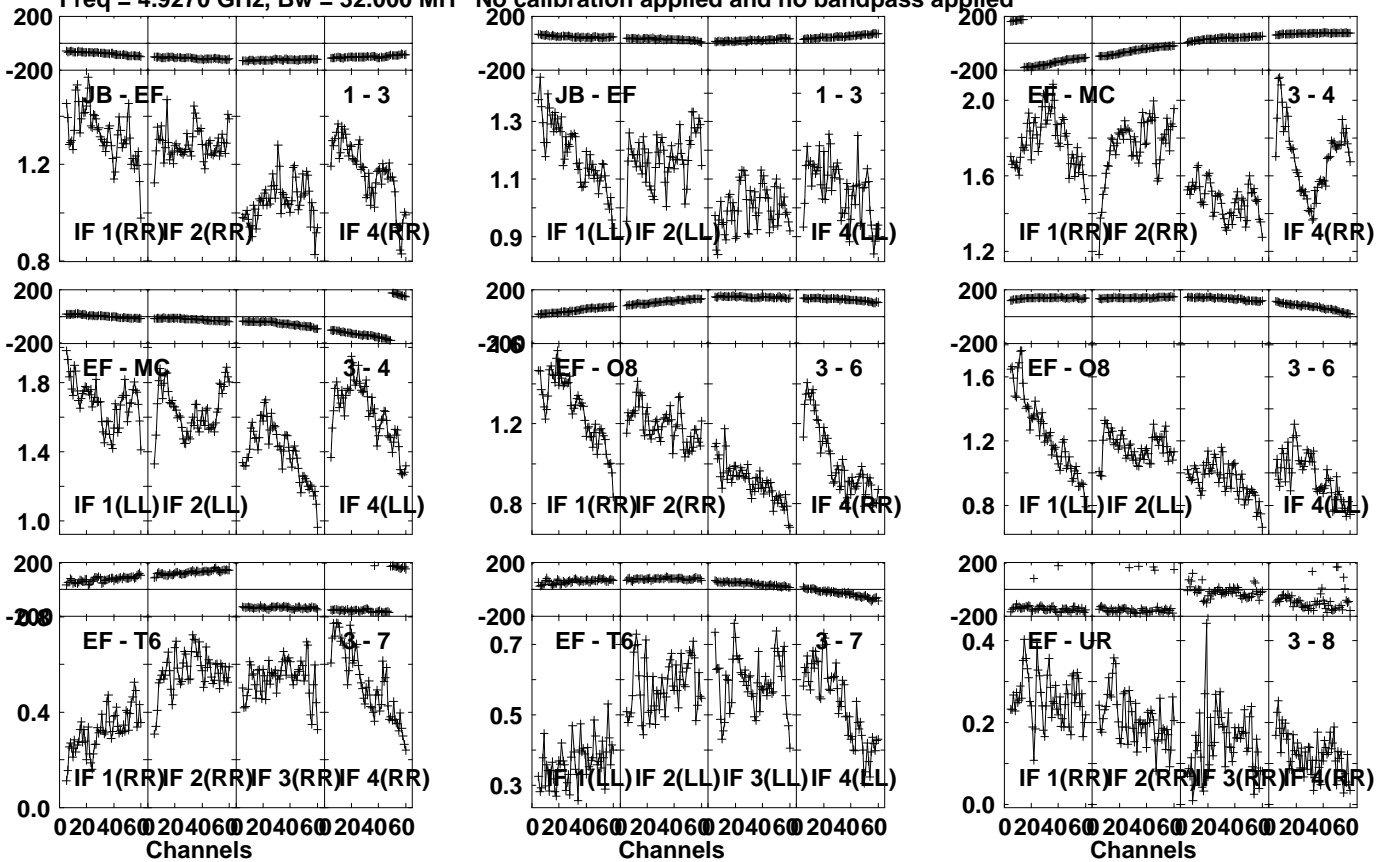
Timerange: 00/09:59:41 to 00/10:01:09

Plot file version 32 created 13-MAR-2023 13:41:15

0116+319 ET048B.UVDATA.1

Freq = 4.9270 GHz, Bw = 32.000 MH

No calibration applied and no bandpass applied



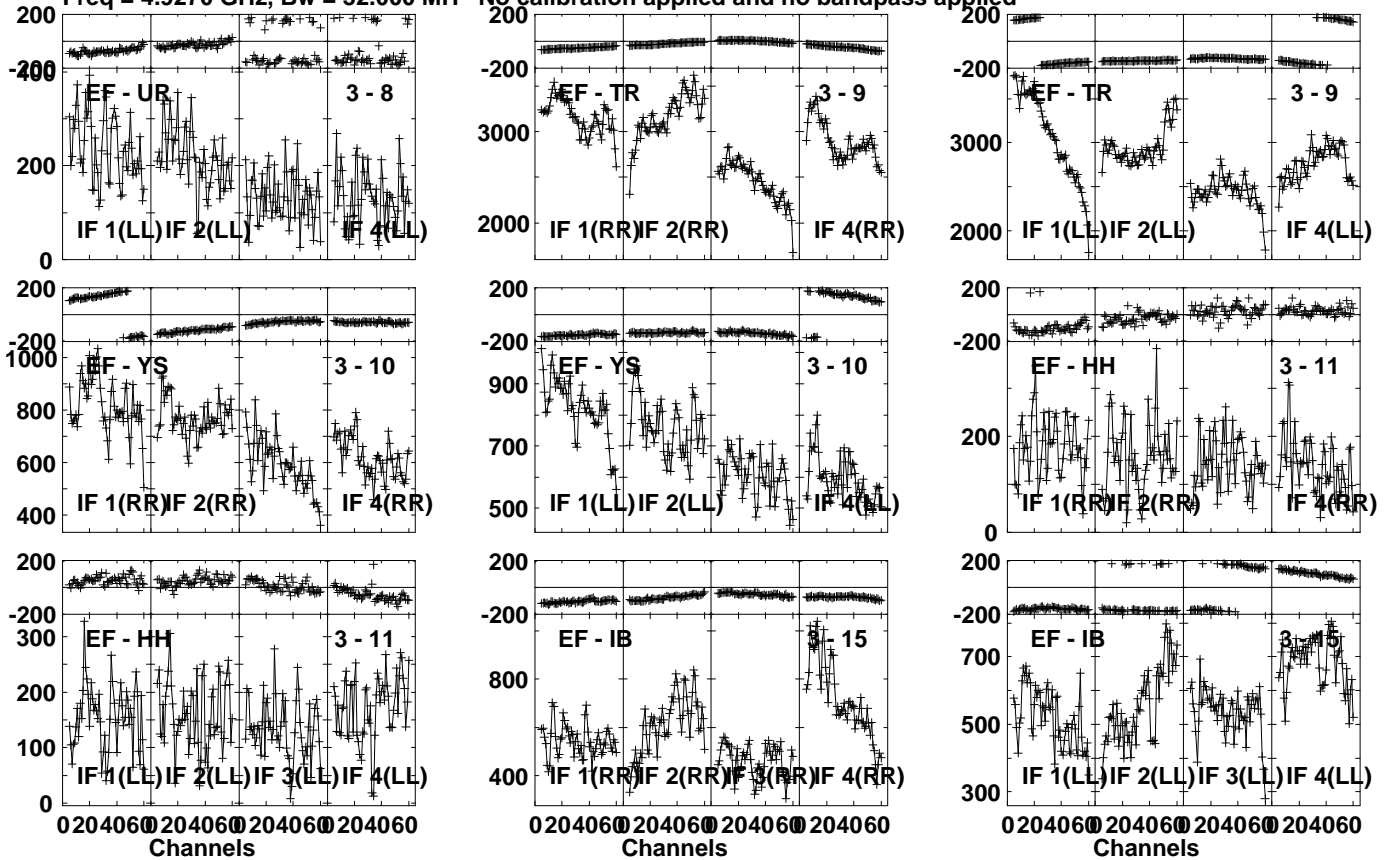
Lower frame: Milli Ampl Jy Top frame: Phas deg
Vector averaged cross-power spectrum Several baselines displayed
Timerange: 00/10:01:11 to 00/10:04:39

Plot file version 33 created 13-MAR-2023 13:41:15

0116+319 ET048B.UVDATA.1

Freq = 4.9270 GHz, Bw = 32.000 MH

No calibration applied and no bandpass applied



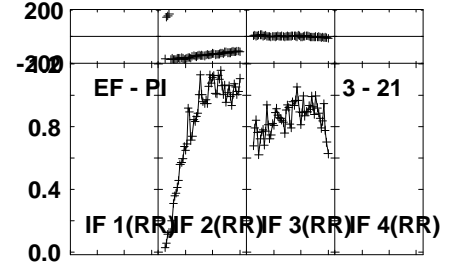
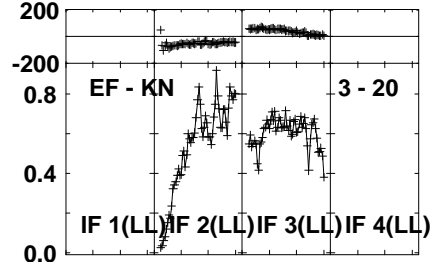
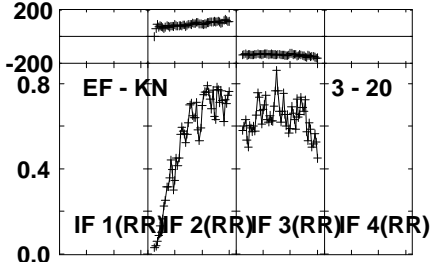
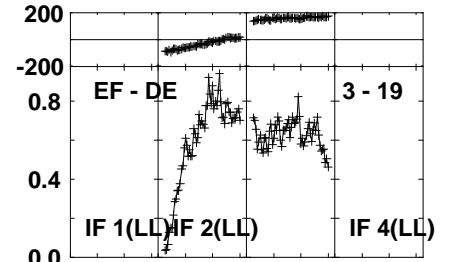
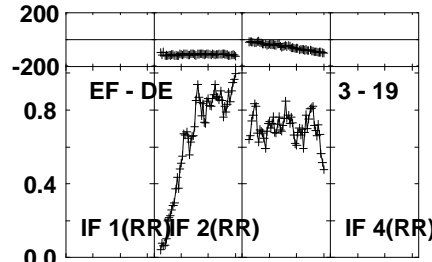
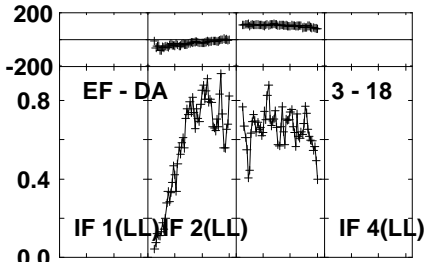
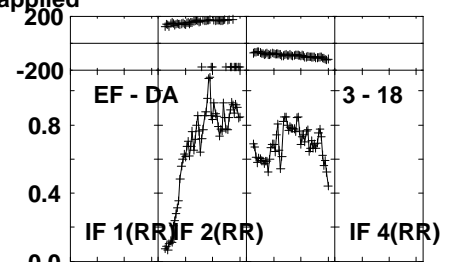
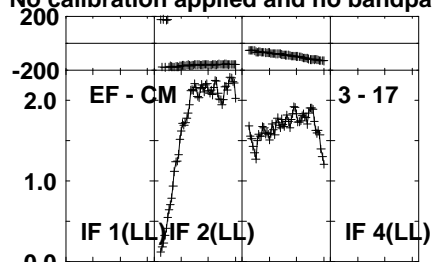
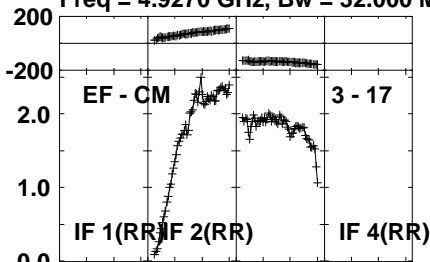
Lower frame: Micro Ampl Jy Top frame: Phas deg
Vector averaged cross-power spectrum Several baselines displayed
Timerange: 00/10:01:11 to 00/10:04:39

Plot file version 34 created 13-MAR-2023 13:41:15

0116+319 ET048B.UVDATA.1

Freq = 4.9270 GHz, Bw = 32.000 MH

No calibration applied and no bandpass applied

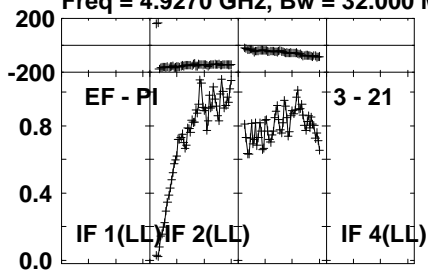


Lower frame: Milli Ampl Jy Top frame: Phas deg
Vector averaged cross-power spectrum Several baselines displayed
Timerange: 00/10:01:11 to 00/10:04:39

Plot file version 35 created 13-MAR-2023 13:41:15

0116+319 ET048B.UVDATA.1

Freq = 4.9270 GHz, Bw = 32.000 MH No calibration applied and no bandpass applied



Lower frame: Milli Ampl Jy Top frame: Phas deg

Vector averaged cross-power spectrum Several baselines displayed

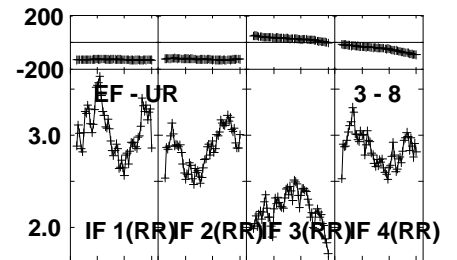
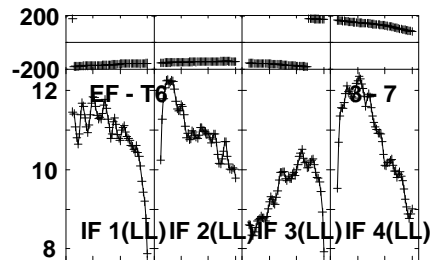
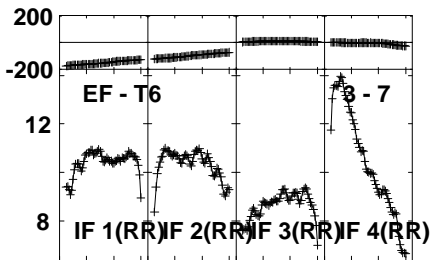
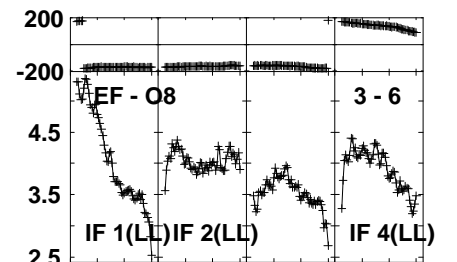
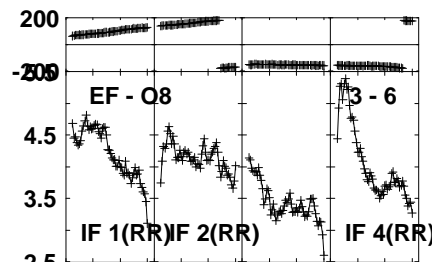
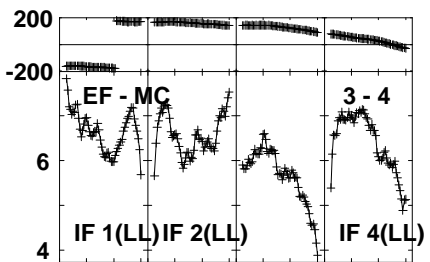
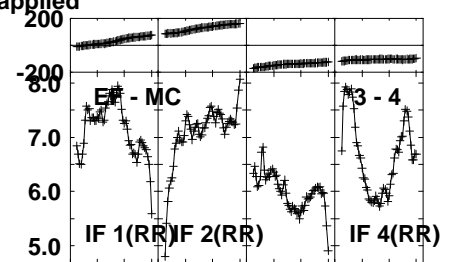
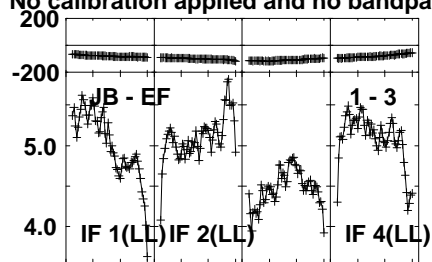
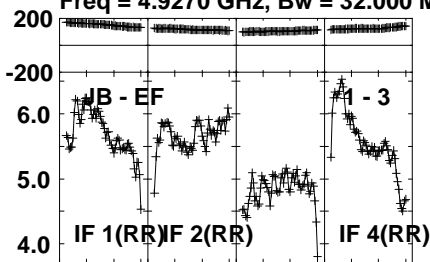
Timerange: 00/10:01:11 to 00/10:04:39

Plot file version 36 created 13-MAR-2023 13:41:15

J0112+3208 ET048B.UVDATA.1

Freq = 4.9270 GHz, Bw = 32.000 MH

No calibration applied and no bandpass applied

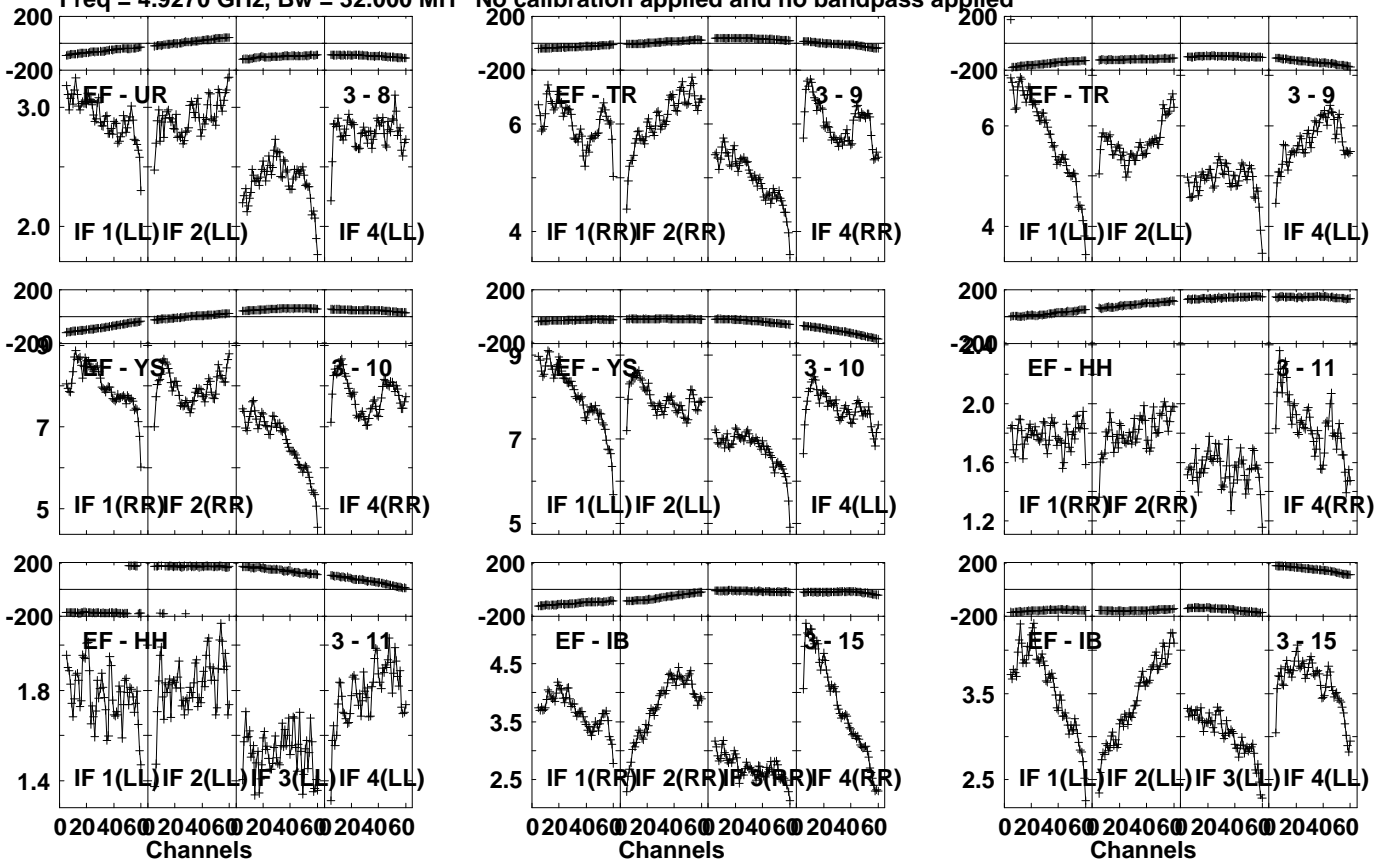


Lower frame: Milli Ampl Jy Top frame: Phas deg
Vector averaged cross-power spectrum Several baselines displayed
Timerange: 00/10:05:21 to 00/10:06:49

Plot file version 37 created 13-MAR-2023 13:41:15

J0112+3208 ET048B.UVDATA.1

Freq = 4.9270 GHz, Bw = 32.000 MH No calibration applied and no bandpass applied



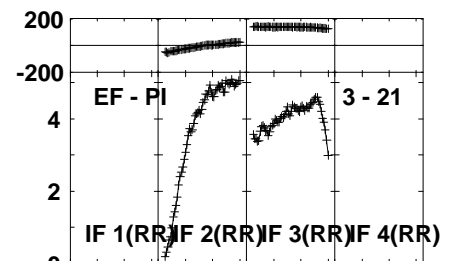
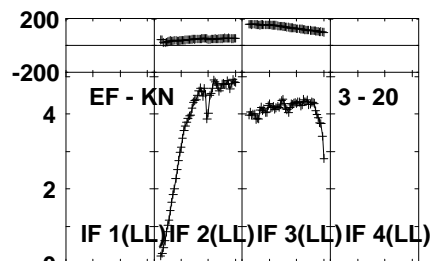
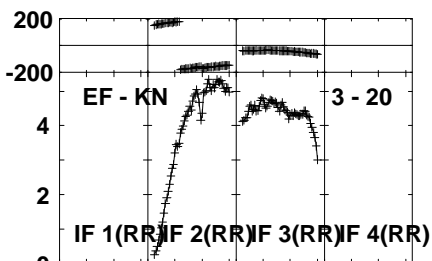
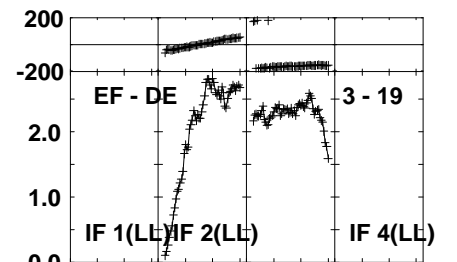
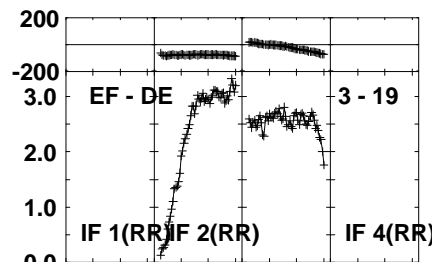
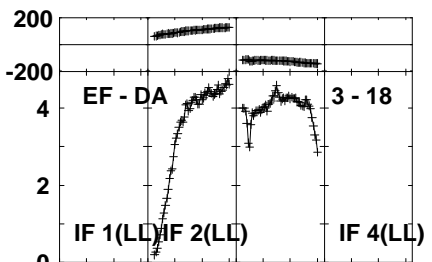
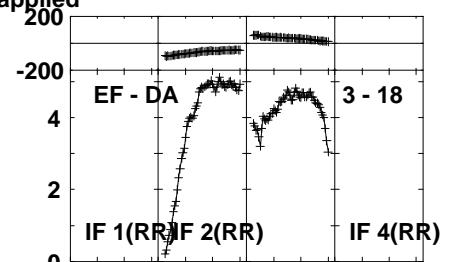
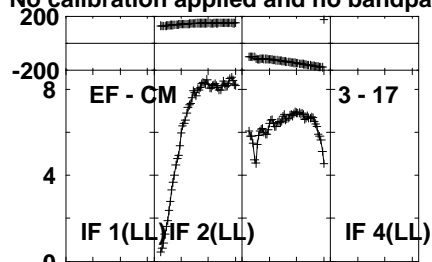
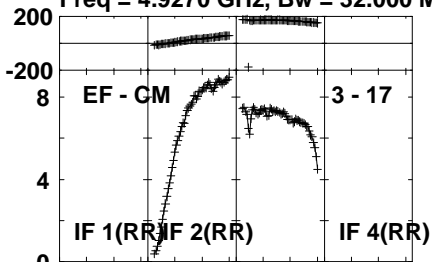
Lower frame: Milli Ampl Jy Top frame: Phas deg
Vector averaged cross-power spectrum Several baselines displayed
Timerange: 00/10:05:21 to 00/10:06:49

Plot file version 38 created 13-MAR-2023 13:41:16

J0112+3208 ET048B.UVDATA.1

Freq = 4.9270 GHz, Bw = 32.000 MH

No calibration applied and no bandpass applied

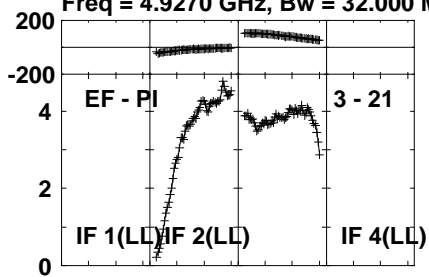


Lower frame: Milli Ampl Jy Top frame: Phas deg
Vector averaged cross-power spectrum Several baselines displayed
Timerange: 00/10:05:21 to 00/10:06:49

Plot file version 39 created 13-MAR-2023 13:41:16

J0112+3208 ET048B.UVDATA.1

Freq = 4.9270 GHz, Bw = 32.000 MH No calibration applied and no bandpass applied



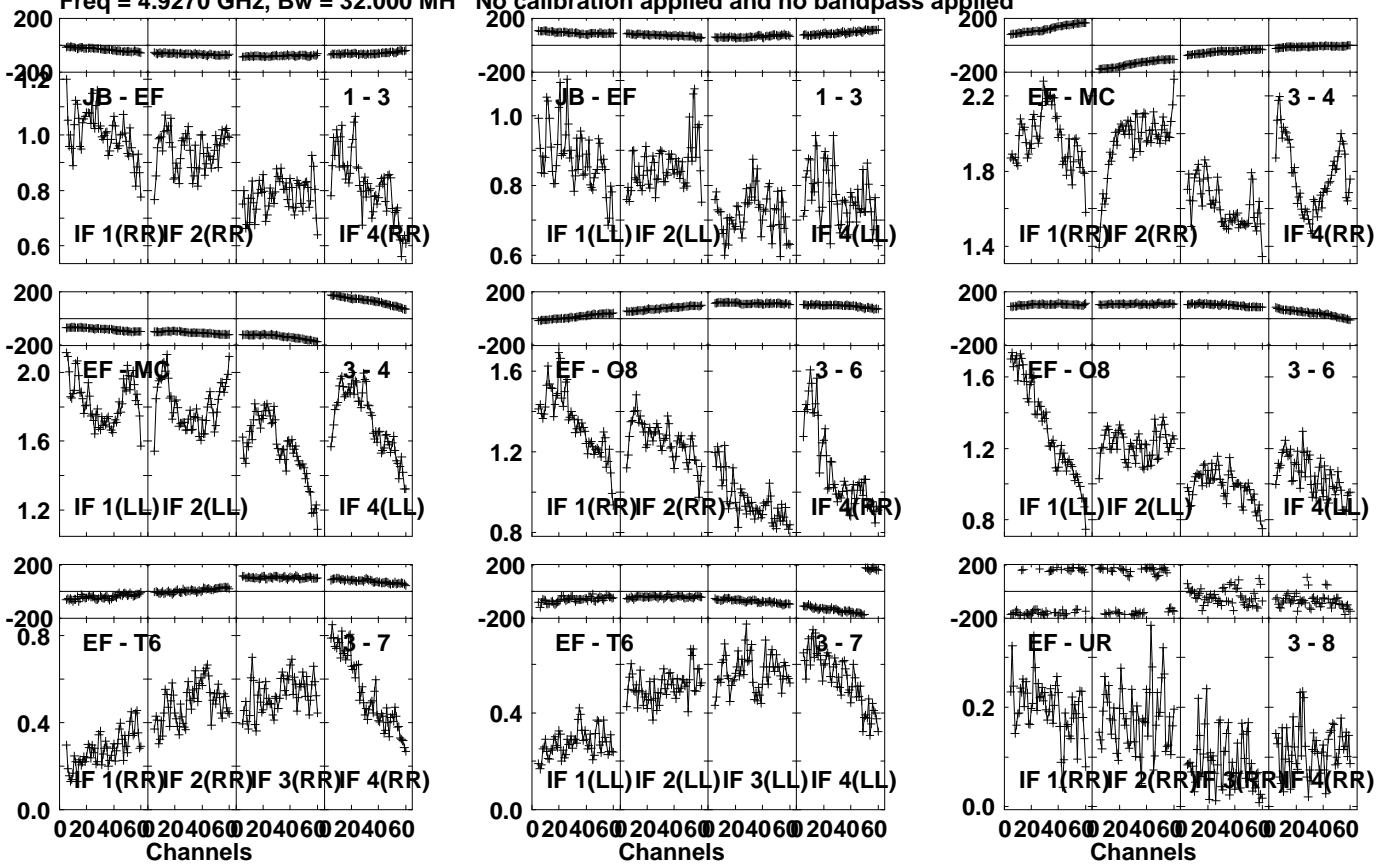
Lower frame: Milli Ampl Jy Top frame: Phas deg

Vector averaged cross-power spectrum Several baselines displayed

Timerange: 00/10:05:21 to 00/10:06:49

Plot file version 40 created 13-MAR-2023 13:41:16
 0116+319 ET048B.UVDATA.1
 Freq = 4.9270 GHz, Bw = 32.000 MH

No calibration applied and no bandpass applied



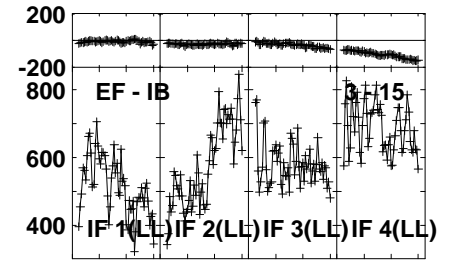
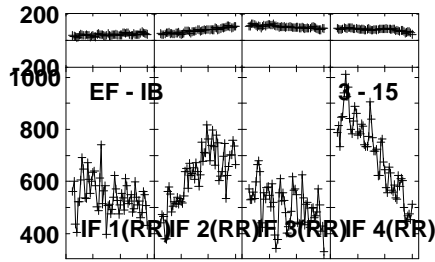
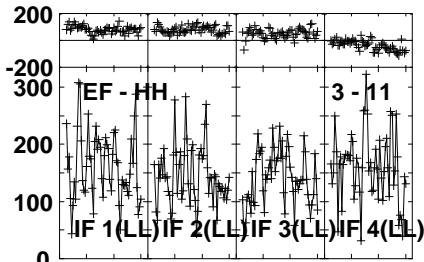
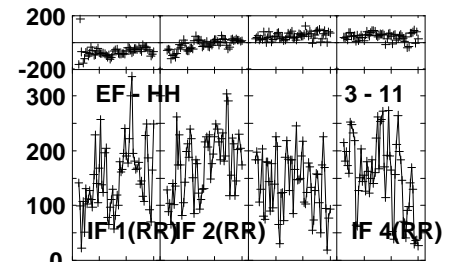
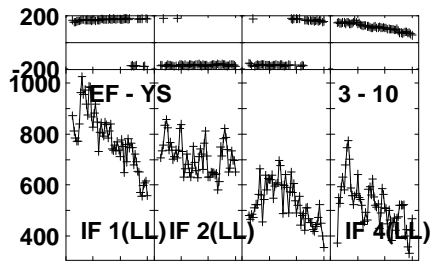
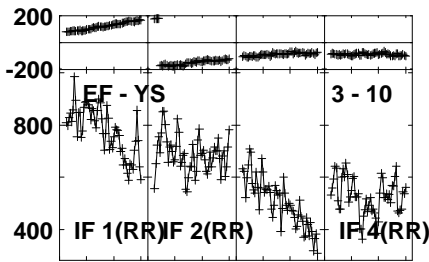
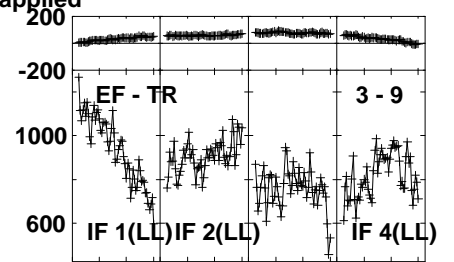
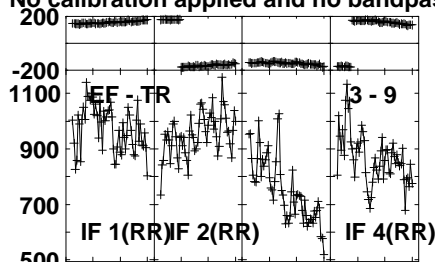
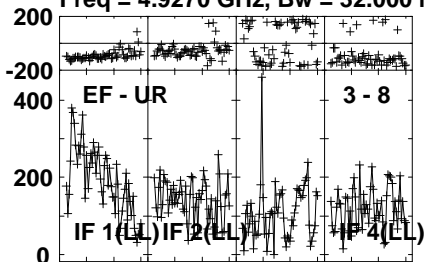
Lower frame: Milli Ampl Jy Top frame: Phas deg
 Vector averaged cross-power spectrum Several baselines displayed
 Timerange: 00/10:06:51 to 00/10:10:19

Plot file version 41 created 13-MAR-2023 13:41:16

0116+319 ET048B.UVDATA.1

Freq = 4.9270 GHz, Bw = 32.000 MH

No calibration applied and no bandpass applied



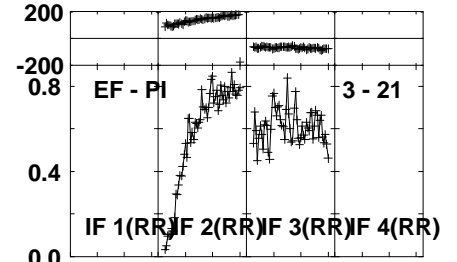
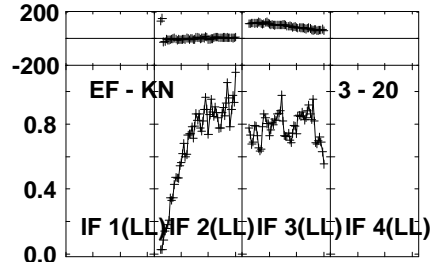
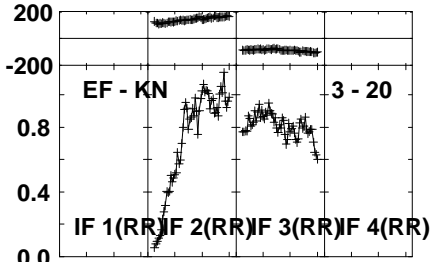
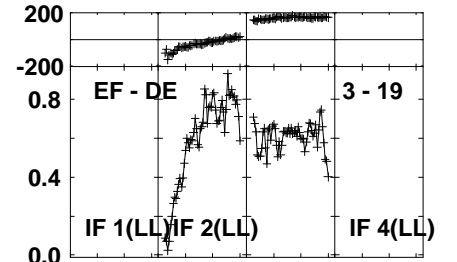
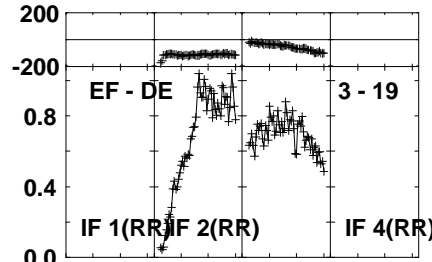
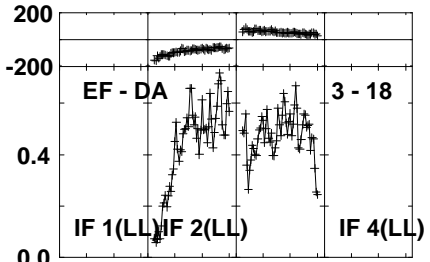
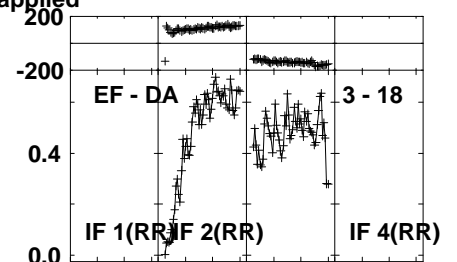
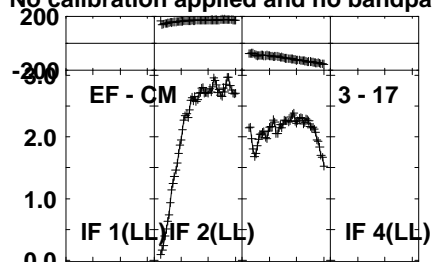
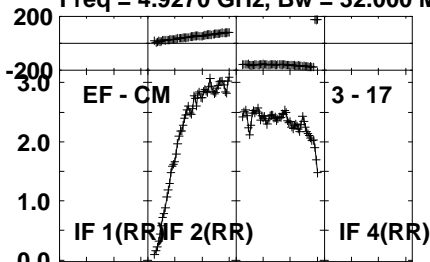
Lower frame: Micro Ampl Jy Top frame: Phas deg
Vector averaged cross-power spectrum Several baselines displayed
Timerange: 00/10:06:51 to 00/10:10:19

Plot file version 42 created 13-MAR-2023 13:41:16

0116+319 ET048B.UVDATA.1

Freq = 4.9270 GHz, Bw = 32.000 MH

No calibration applied and no bandpass applied

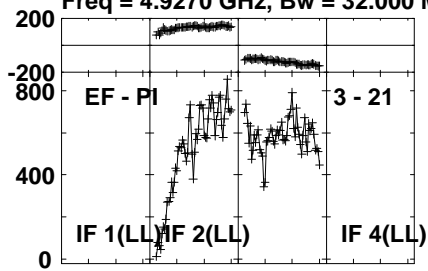


Lower frame: Milli Ampl Jy Top frame: Phas deg
Vector averaged cross-power spectrum Several baselines displayed
Timerange: 00/10:06:51 to 00/10:10:19

Plot file version 43 created 13-MAR-2023 13:41:16

0116+319 ET048B.UVDATA.1

Freq = 4.9270 GHz, Bw = 32.000 MH No calibration applied and no bandpass applied



Lower frame: Micro Ampl Jy Top frame: Phas deg

Vector averaged cross-power spectrum Several baselines displayed

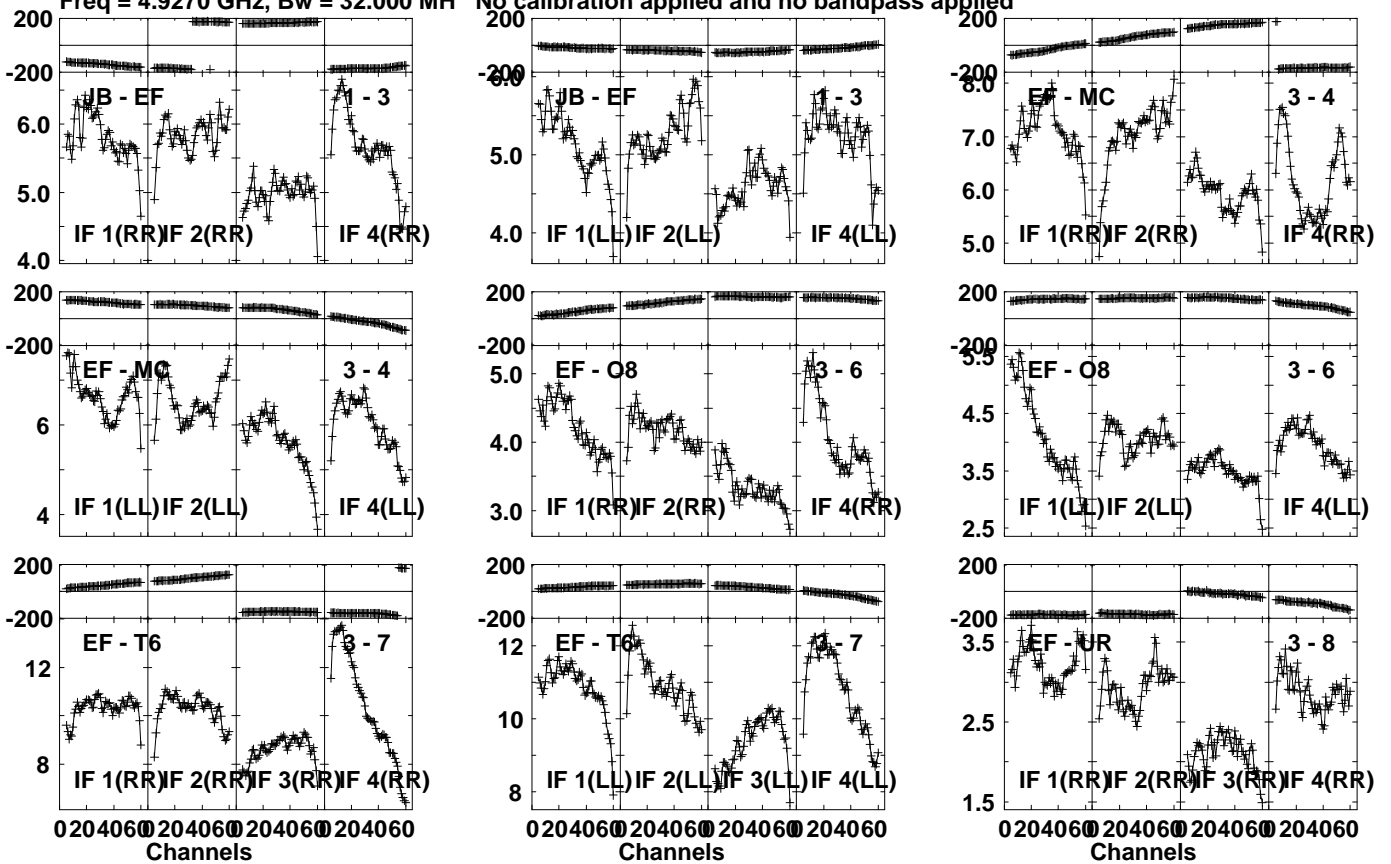
Timerange: 00/10:06:51 to 00/10:10:19

Plot file version 44 created 13-MAR-2023 13:41:16

J0112+3208 ET048B.UVDATA.1

Freq = 4.9270 GHz, Bw = 32.000 MH

No calibration applied and no bandpass applied



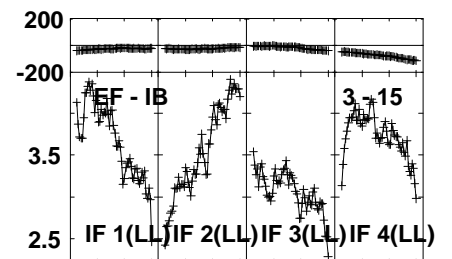
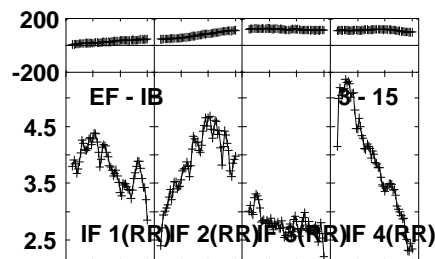
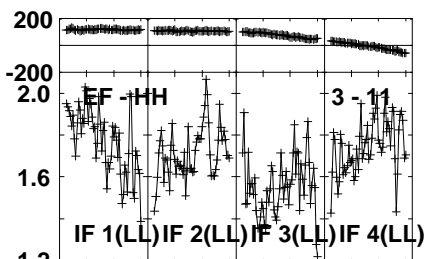
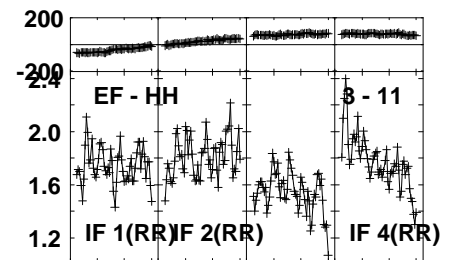
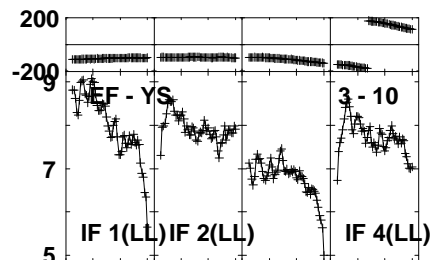
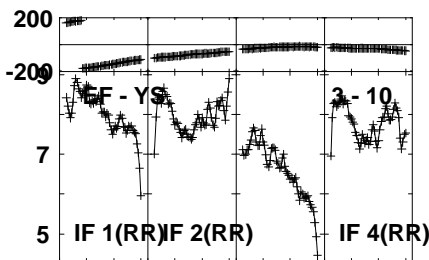
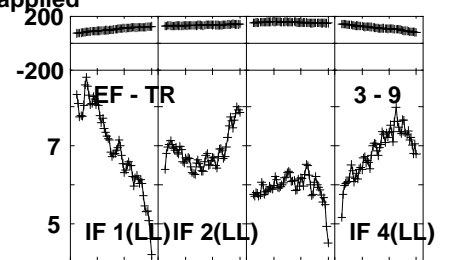
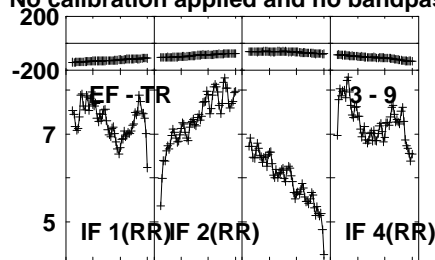
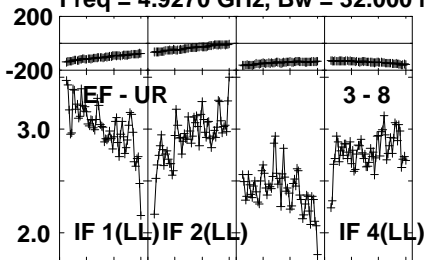
Lower frame: Milli Ampl Jy Top frame: Phas deg
Vector averaged cross-power spectrum Several baselines displayed
Timerange: 00/10:10:21 to 00/10:11:49

Plot file version 45 created 13-MAR-2023 13:41:17

J0112+3208 ET048B.UVDATA.1

Freq = 4.9270 GHz, Bw = 32.000 MH

No calibration applied and no bandpass applied



0204060 204060 204060 204060
Channels

0204060 204060 204060 204060
Channels

0204060 204060 204060 204060
Channels

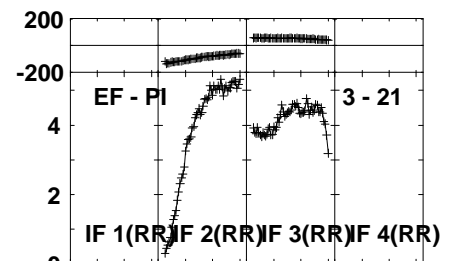
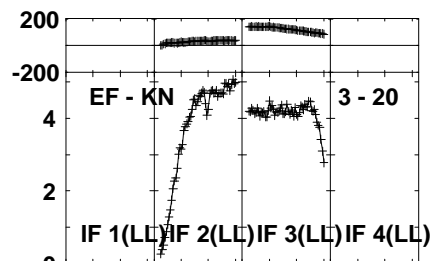
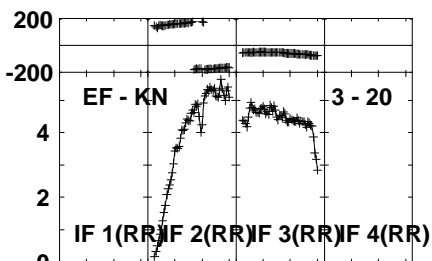
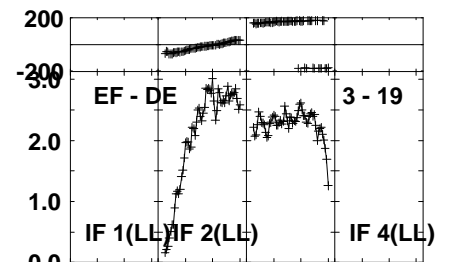
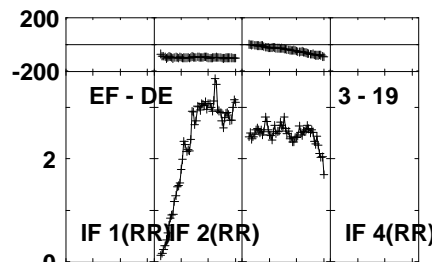
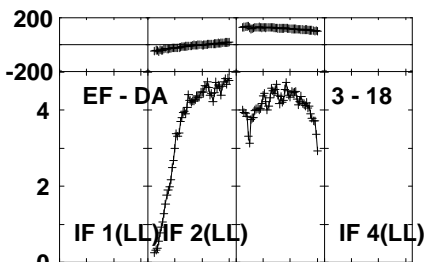
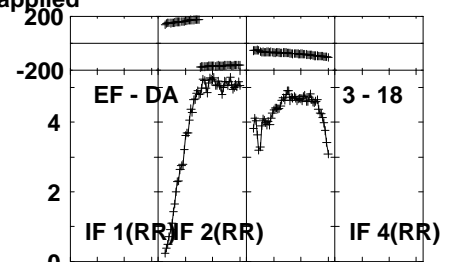
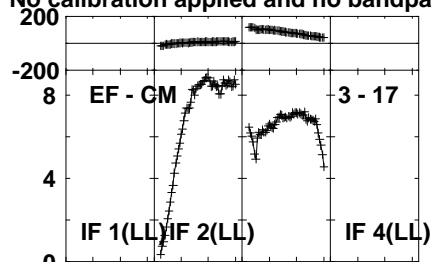
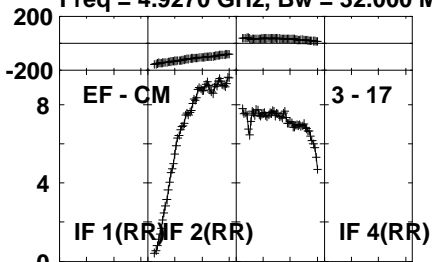
Lower frame: Milli Ampl Jy Top frame: Phas deg
Vector averaged cross-power spectrum Several baselines displayed
Timerange: 00/10:10:21 to 00/10:11:49

Plot file version 46 created 13-MAR-2023 13:41:17

J0112+3208 ET048B.UVDATA.1

Freq = 4.9270 GHz, Bw = 32.000 MH

No calibration applied and no bandpass applied

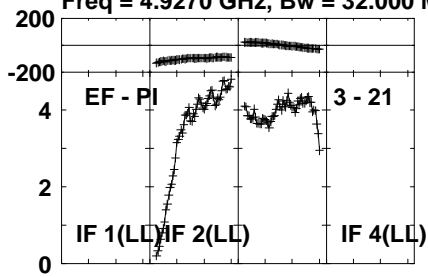


Lower frame: Milli Ampl Jy Top frame: Phas deg
Vector averaged cross-power spectrum Several baselines displayed
Timerange: 00/10:10:21 to 00/10:11:49

Plot file version 47 created 13-MAR-2023 13:41:17

J0112+3208 ET048B.UVDATA.1

Freq = 4.9270 GHz, Bw = 32.000 MH No calibration applied and no bandpass applied



Lower frame: Milli Ampl Jy Top frame: Phas deg

Vector averaged cross-power spectrum Several baselines displayed

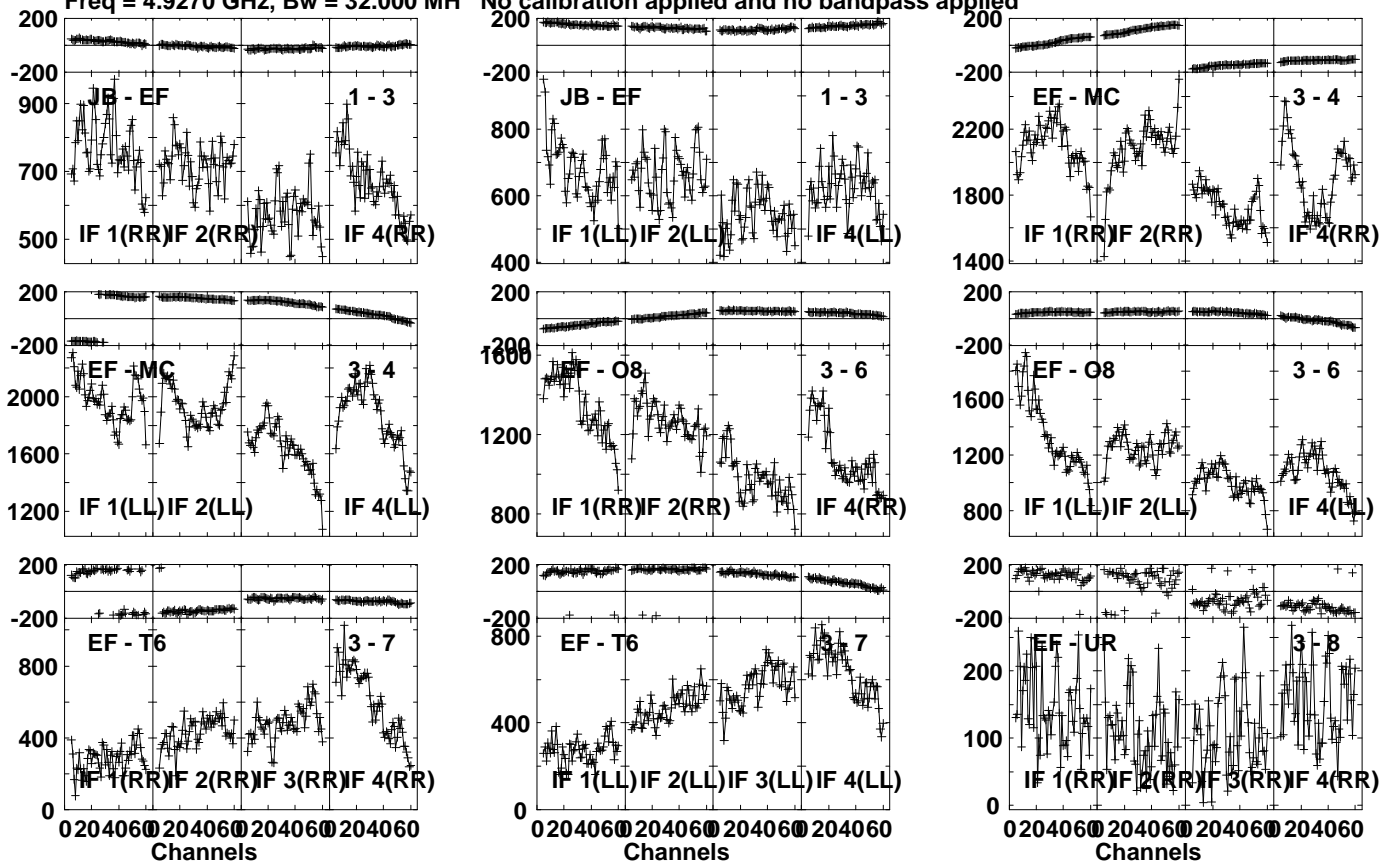
Timerange: 00/10:10:21 to 00/10:11:49

Plot file version 48 created 13-MAR-2023 13:41:17

0116+319 ET048B.UVDATA.1

Freq = 4.9270 GHz, Bw = 32.000 MH

No calibration applied and no bandpass applied



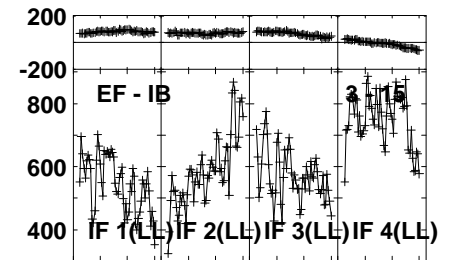
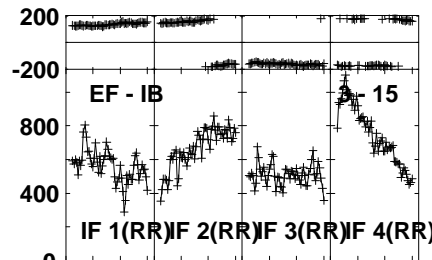
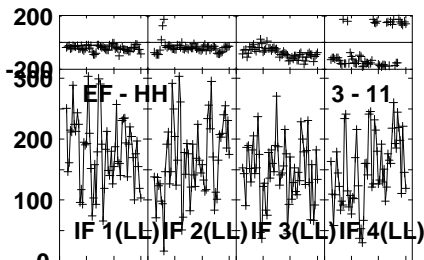
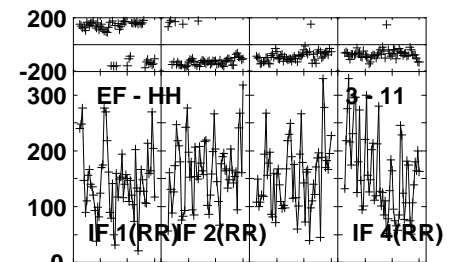
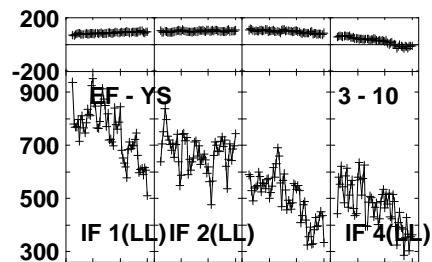
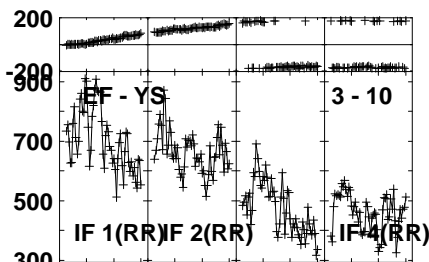
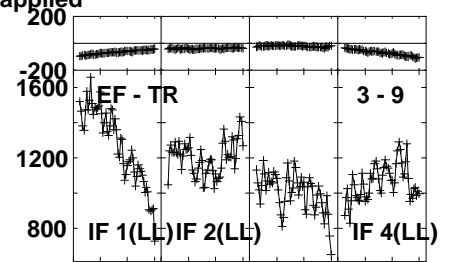
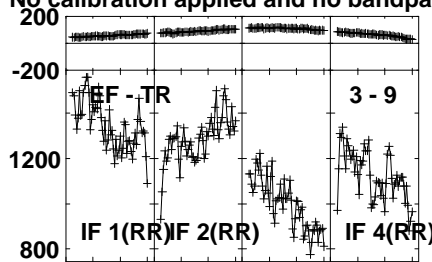
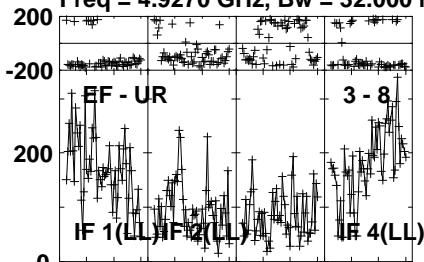
Lower frame: Micro Ampl Jy Top frame: Phas deg
Vector averaged cross-power spectrum Several baselines displayed
Timerange: 00/10:11:51 to 00/10:15:19

Plot file version 49 created 13-MAR-2023 13:41:17

0116+319 ET048B.UVDATA.1

Freq = 4.9270 GHz, Bw = 32.000 MH

No calibration applied and no bandpass applied



020406@20406@20406@20406@
Channels

020406@20406@20406@20406@
Channels

020406@20406@20406@20406@
Channels

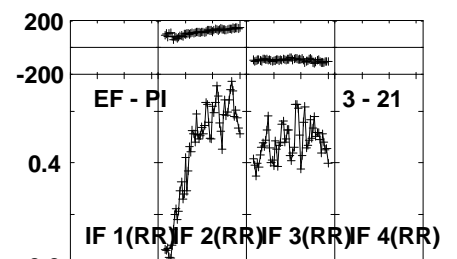
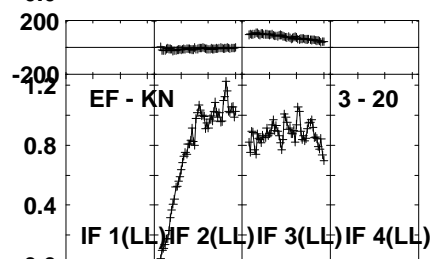
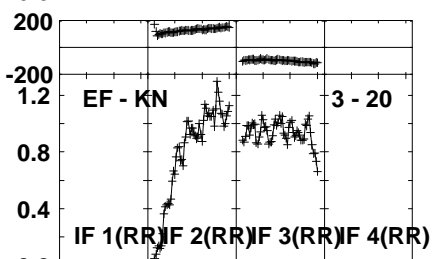
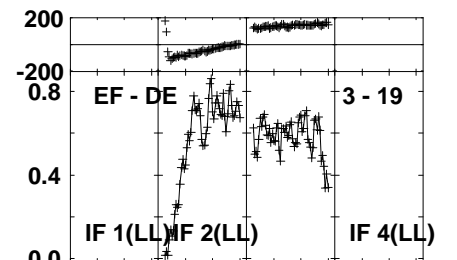
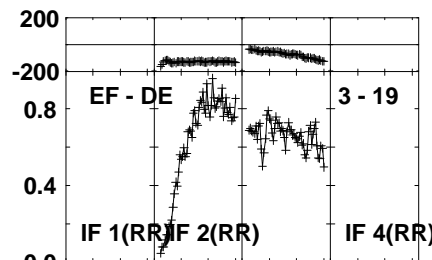
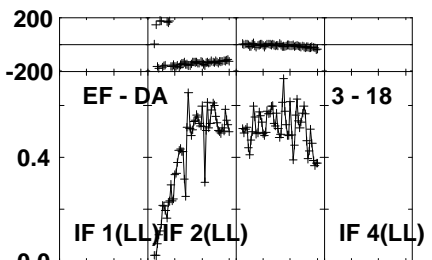
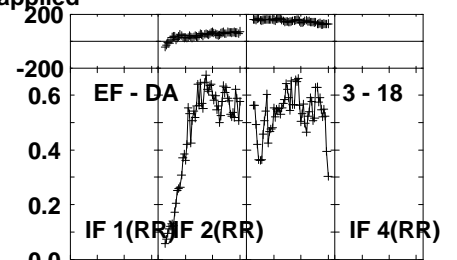
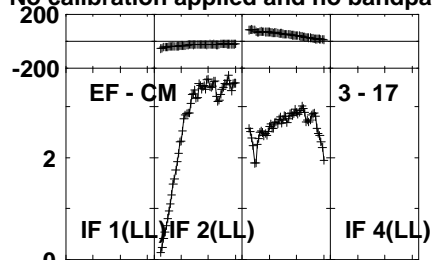
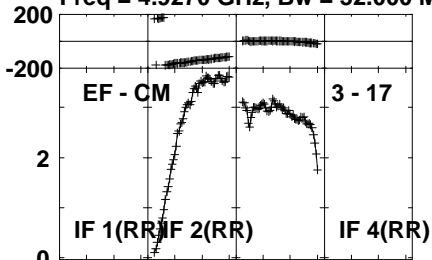
Lower frame: Micro Ampl Jy Top frame: Phas deg
Vector averaged cross-power spectrum Several baselines displayed
Timerange: 00/10:11:51 to 00/10:15:19

Plot file version 50 created 13-MAR-2023 13:41:17

0116+319 ET048B.UVDATA.1

Freq = 4.9270 GHz, Bw = 32.000 MH

No calibration applied and no bandpass applied

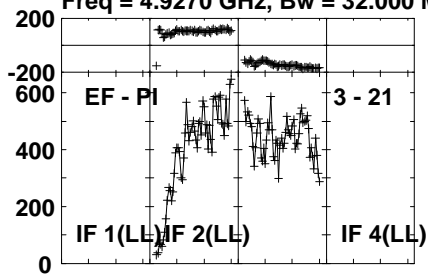


Lower frame: Milli Ampl Jy Top frame: Phas deg
Vector averaged cross-power spectrum Several baselines displayed
Timerange: 00/10:11:51 to 00/10:15:19

Plot file version 51 created 13-MAR-2023 13:41:17

0116+319 ET048B.UVDATA.1

Freq = 4.9270 GHz, Bw = 32.000 MH No calibration applied and no bandpass applied



Lower frame: Micro Ampl Jy Top frame: Phas deg

Vector averaged cross-power spectrum Several baselines displayed

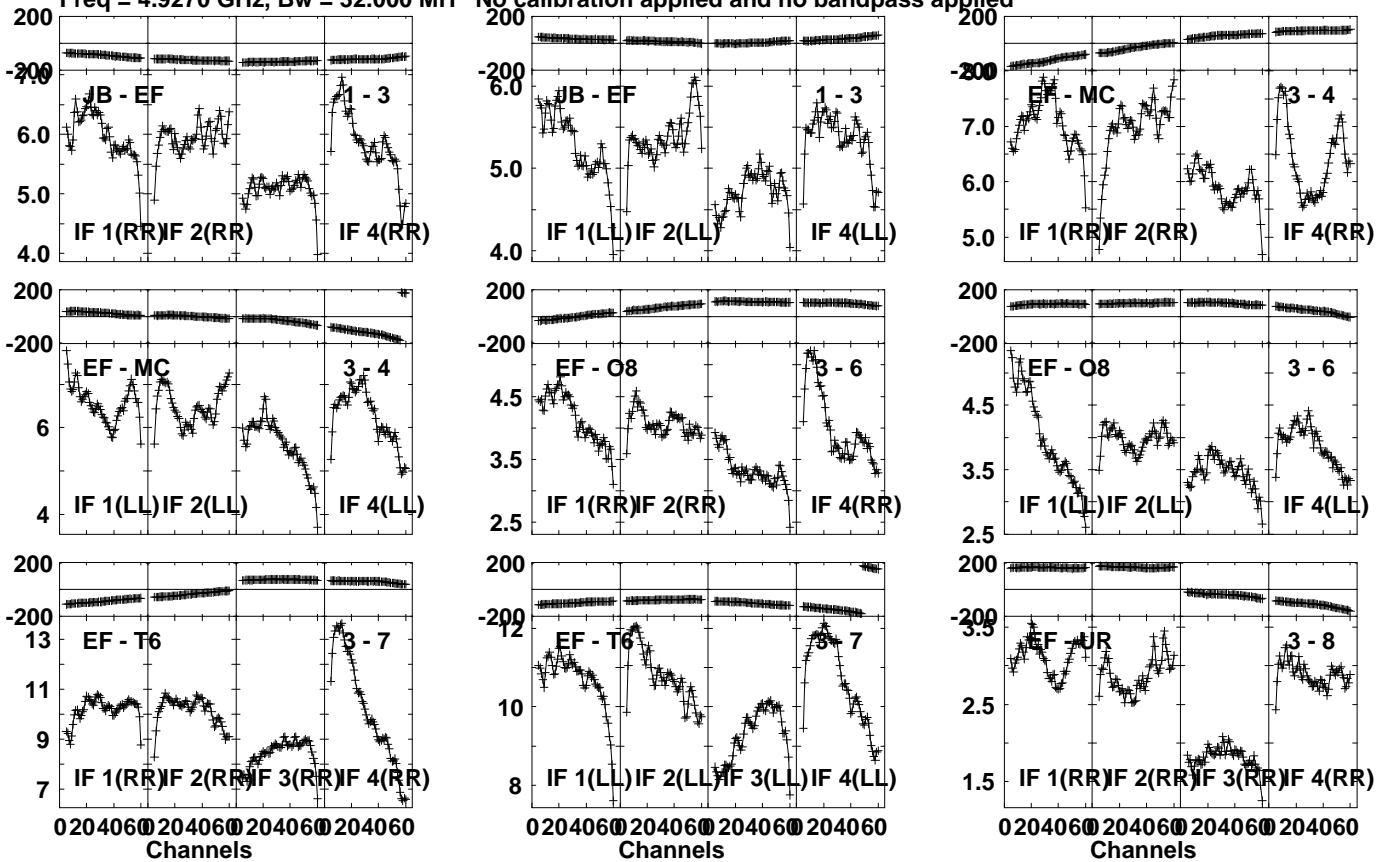
Timerange: 00/10:11:51 to 00/10:15:19

Plot file version 52 created 13-MAR-2023 13:41:17

J0112+3208 ET048B.UVDATA.1

Freq = 4.9270 GHz, Bw = 32.000 MH

No calibration applied and no bandpass applied

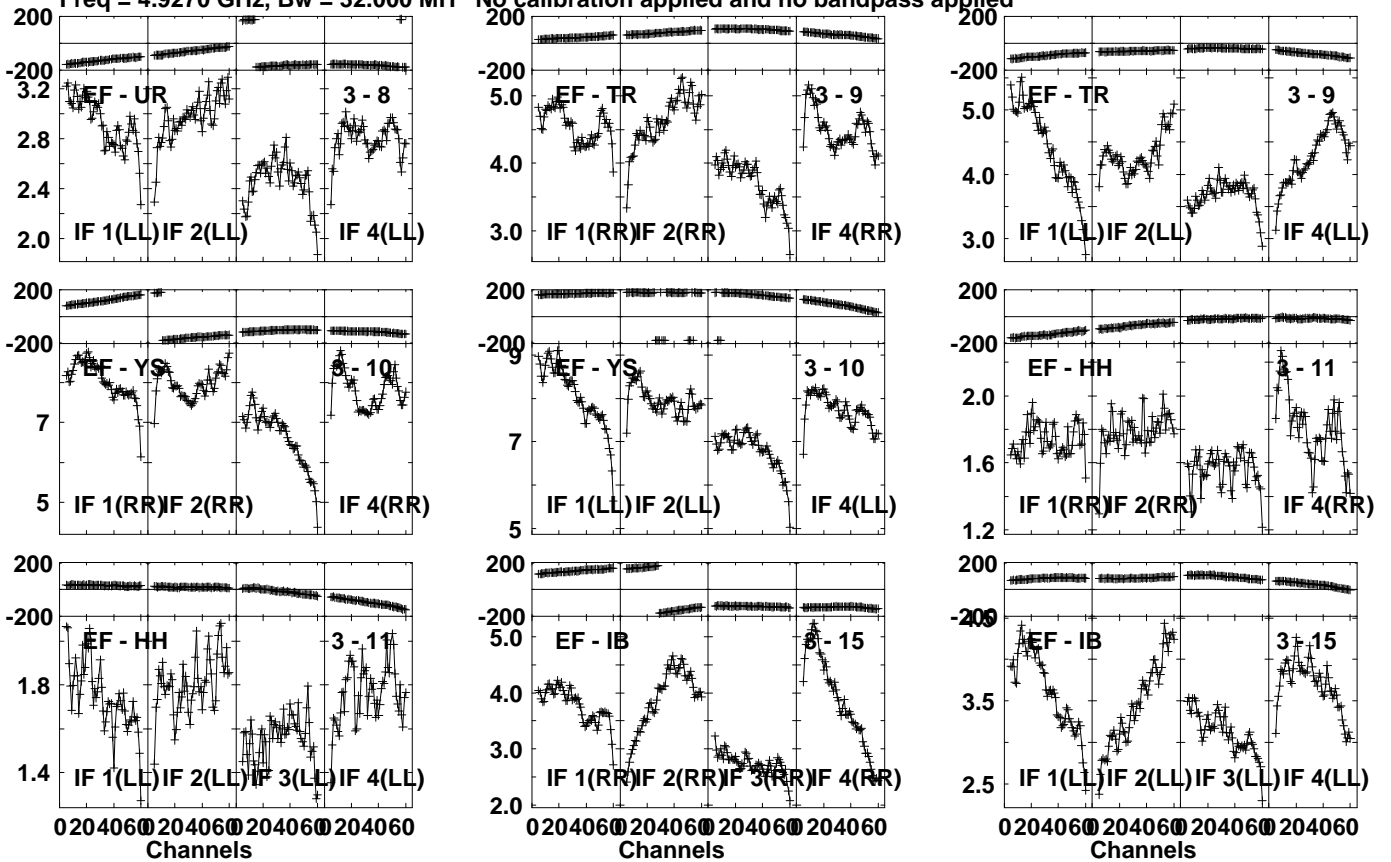


Lower frame: Milli Ampl Jy Top frame: Phas deg
Vector averaged cross-power spectrum Several baselines displayed
Timerange: 00/10:16:01 to 00/10:17:29

Plot file version 53 created 13-MAR-2023 13:41:18

J0112+3208 ET048B.UVDATA.1

Freq = 4.9270 GHz, Bw = 32.000 MH No calibration applied and no bandpass applied



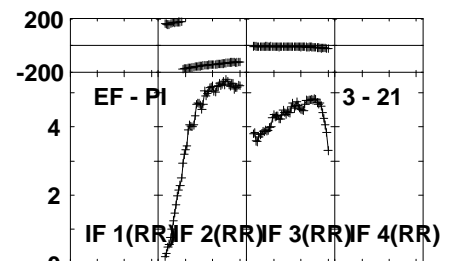
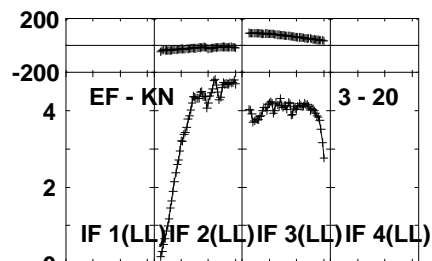
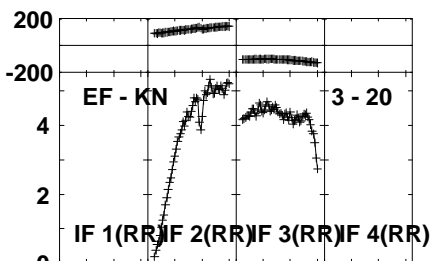
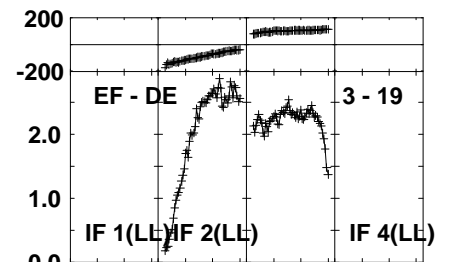
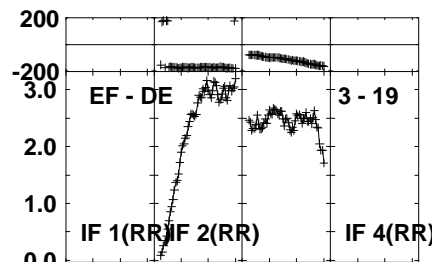
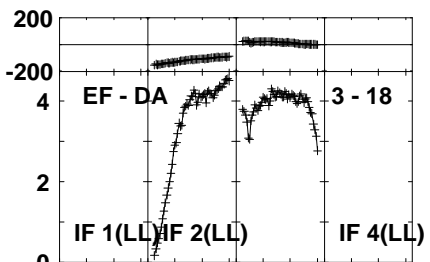
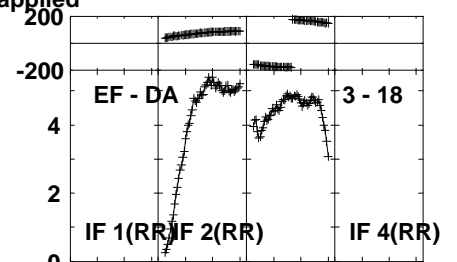
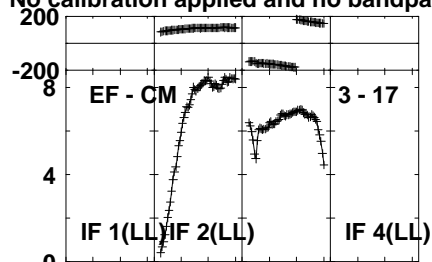
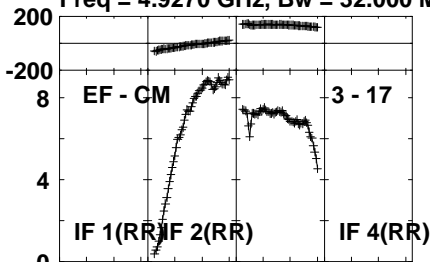
Lower frame: Milli Ampl Jy Top frame: Phas deg
Vector averaged cross-power spectrum Several baselines displayed
Timerange: 00/10:16:01 to 00/10:17:29

Plot file version 54 created 13-MAR-2023 13:41:18

J0112+3208 ET048B.UVDATA.1

Freq = 4.9270 GHz, Bw = 32.000 MH

No calibration applied and no bandpass applied



Lower frame: Milli Ampl Jy Top frame: Phas deg

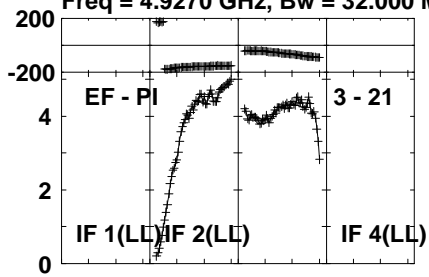
Vector averaged cross-power spectrum Several baselines displayed

Timerange: 00/10:16:01 to 00/10:17:29

Plot file version 55 created 13-MAR-2023 13:41:18

J0112+3208 ET048B.UVDATA.1

Freq = 4.9270 GHz, Bw = 32.000 MH No calibration applied and no bandpass applied



Lower frame: Milli Ampl Jy Top frame: Phas deg

Vector averaged cross-power spectrum Several baselines displayed

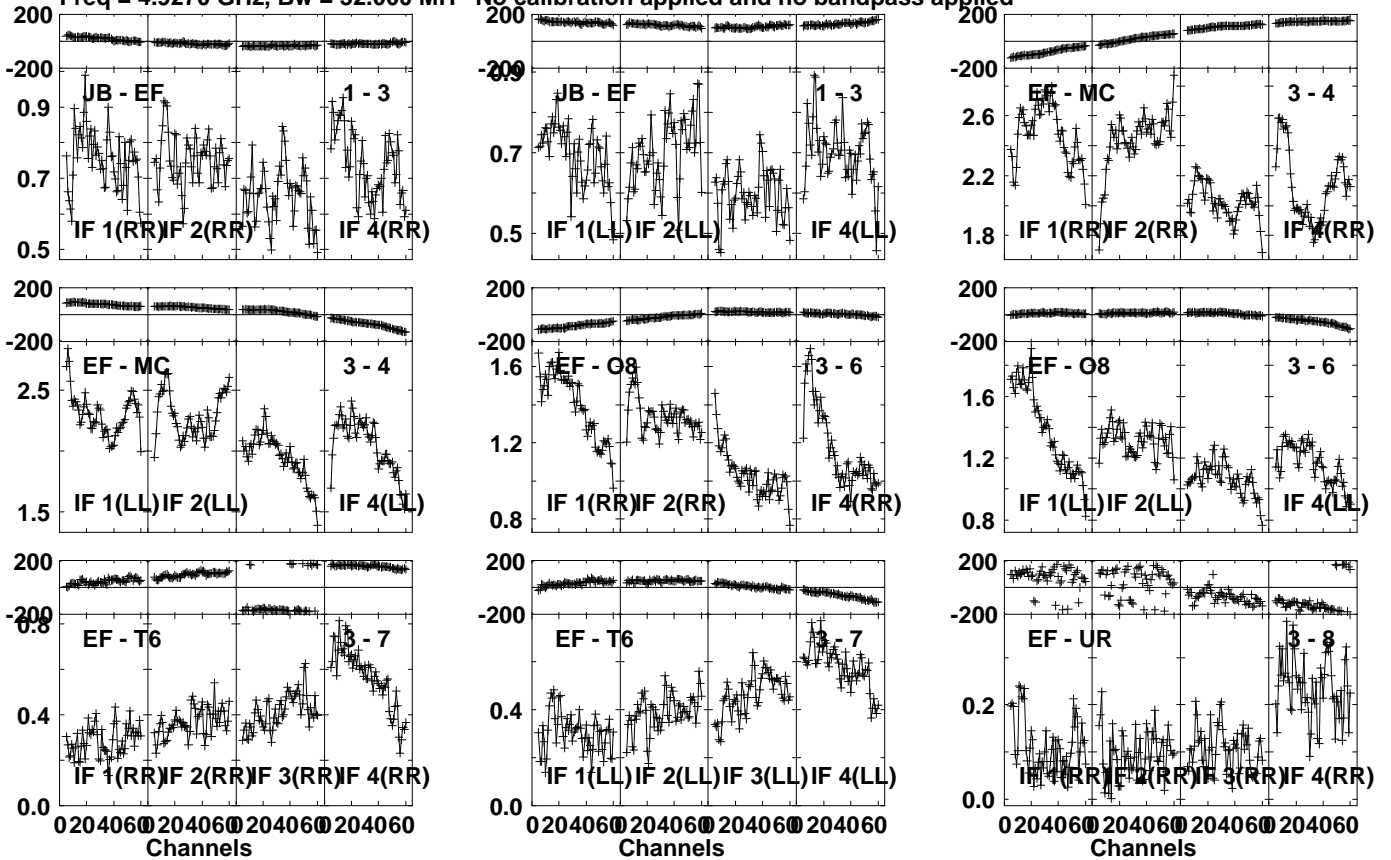
Timerange: 00/10:16:01 to 00/10:17:29

Plot file version 56 created 13-MAR-2023 13:41:18

0116+319 ET048B.UVDATA.1

Freq = 4.9270 GHz, Bw = 32.000 MH

No calibration applied and no bandpass applied



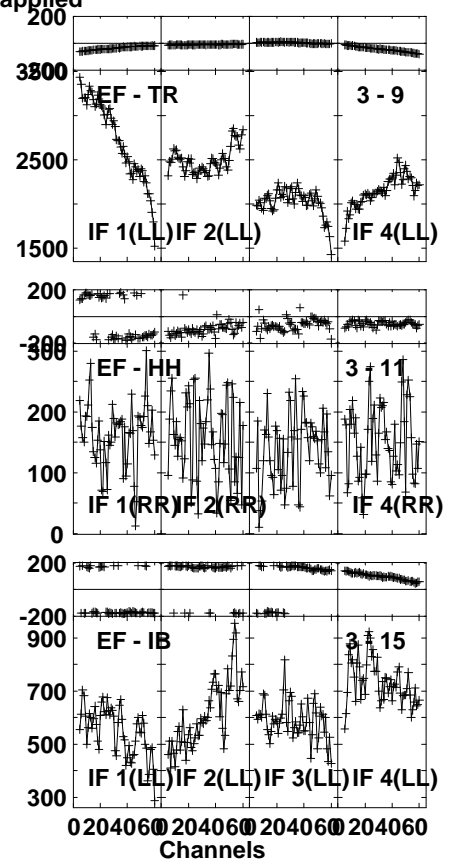
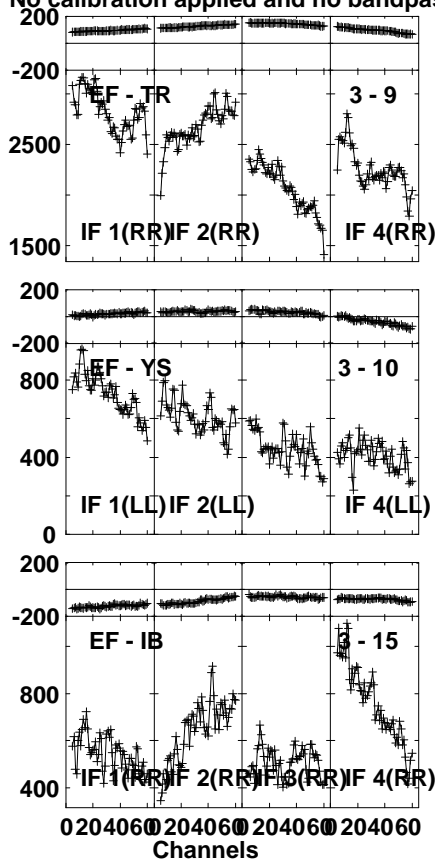
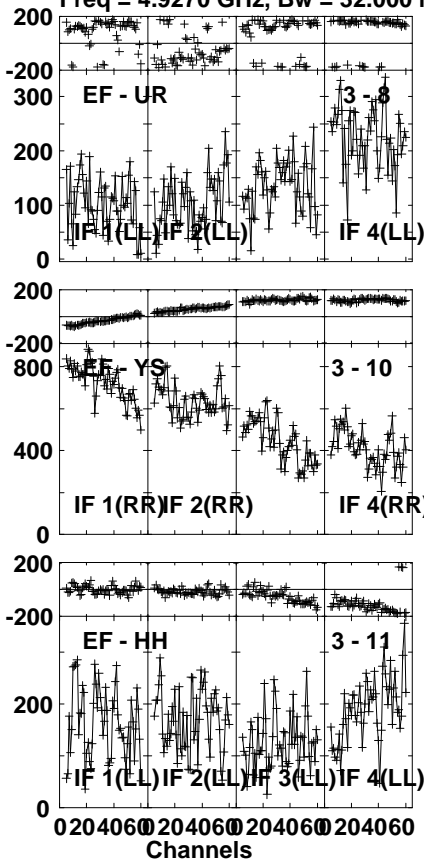
Lower frame: Milli Ampl Jy Top frame: Phas deg
 Vector averaged cross-power spectrum Several baselines displayed
 Timerange: 00/10:17:31 to 00/10:20:59

Plot file version 57 created 13-MAR-2023 13:41:18

0116+319 ET048B.UVDATA.1

Freq = 4.9270 GHz, Bw = 32.000 MH

No calibration applied and no bandpass applied



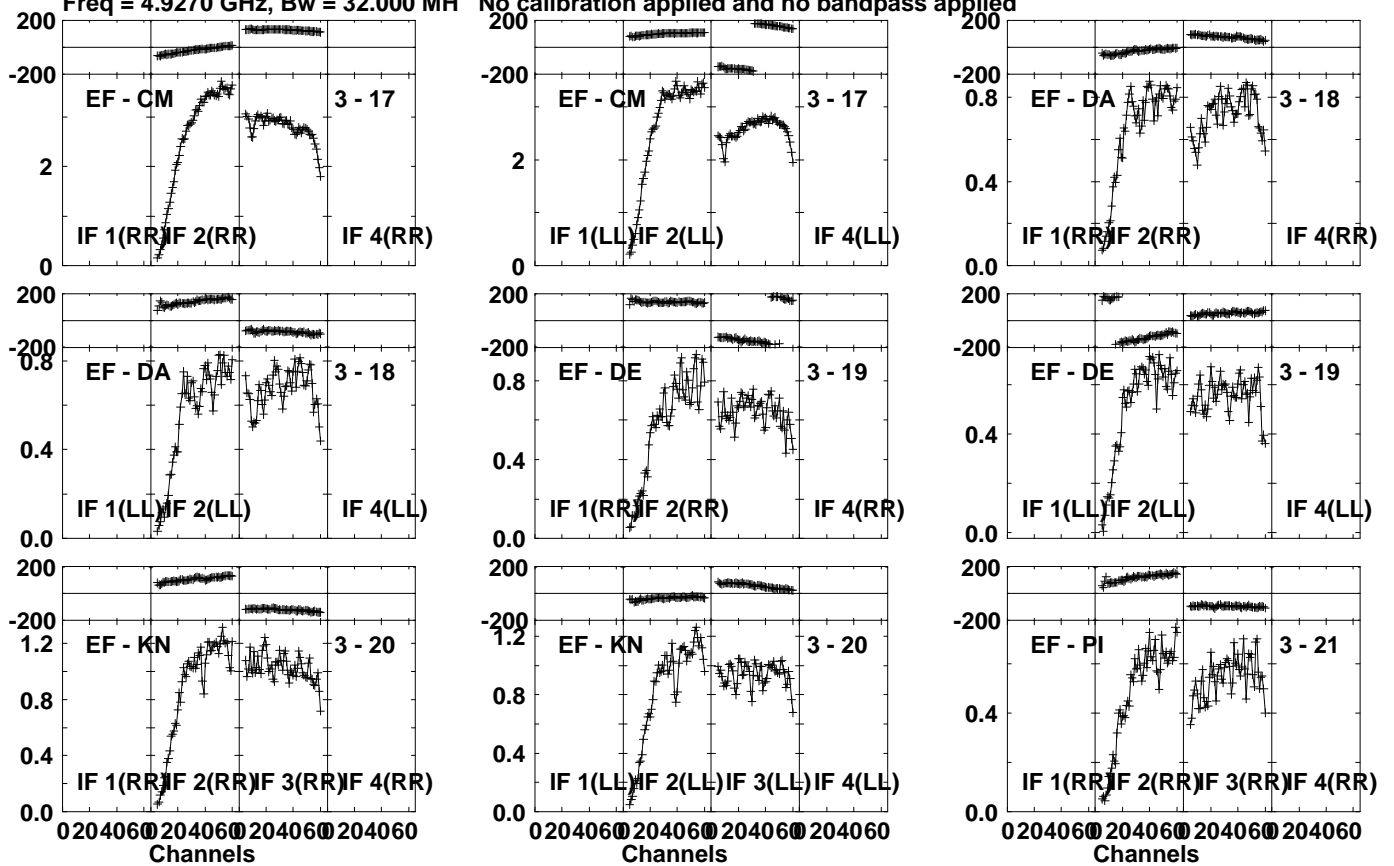
Lower frame: Micro Ampl Jy Top frame: Phas deg
Vector averaged cross-power spectrum Several baselines displayed
Timerange: 00/10:17:31 to 00/10:20:59

Plot file version 58 created 13-MAR-2023 13:41:18

0116+319 ET048B.UVDATA.1

Freq = 4.9270 GHz, Bw = 32.000 MH

No calibration applied and no bandpass applied

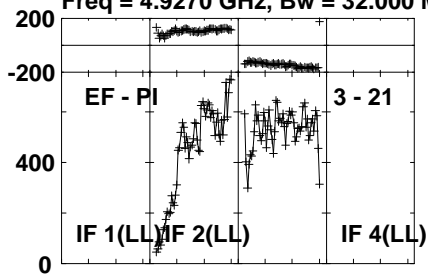


Lower frame: Milli Ampl Jy Top frame: Phas deg
Vector averaged cross-power spectrum Several baselines displayed
Timerange: 00/10:17:31 to 00/10:20:59

Plot file version 59 created 13-MAR-2023 13:41:18

0116+319 ET048B.UVDATA.1

Freq = 4.9270 GHz, Bw = 32.000 MH No calibration applied and no bandpass applied



Lower frame: Micro Ampl Jy Top frame: Phas deg

Vector averaged cross-power spectrum Several baselines displayed

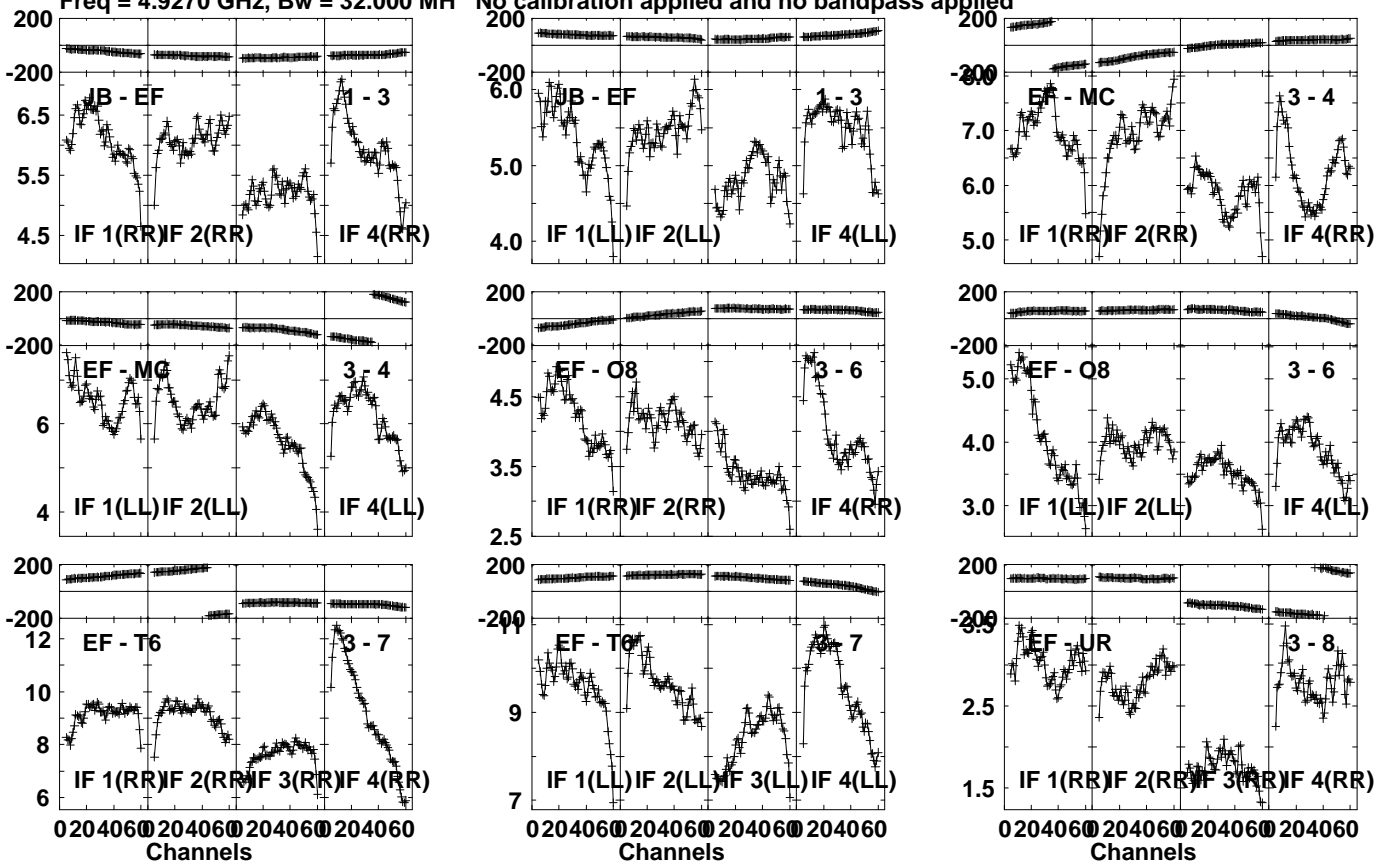
Timerange: 00/10:17:31 to 00/10:20:59

Plot file version 60 created 13-MAR-2023 13:41:18

J0112+3208 ET048B.UVDATA.1

Freq = 4.9270 GHz, Bw = 32.000 MH

No calibration applied and no bandpass applied



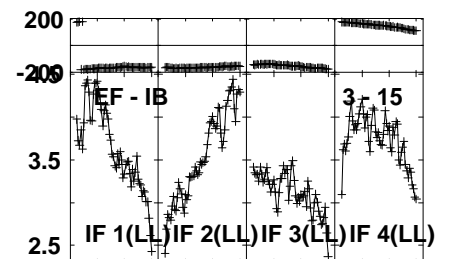
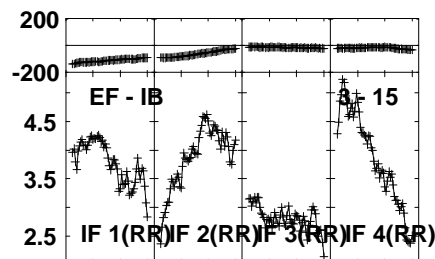
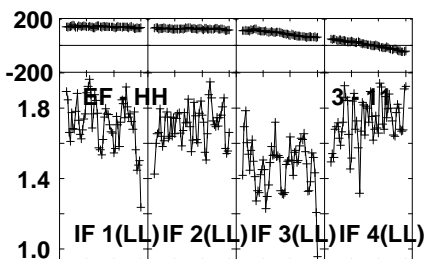
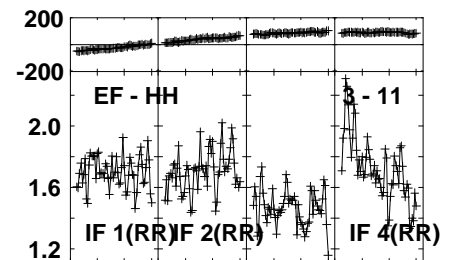
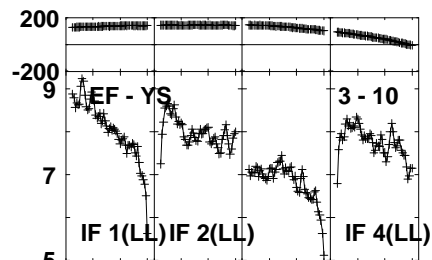
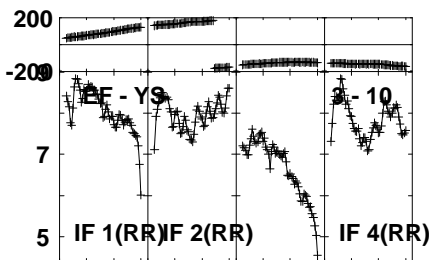
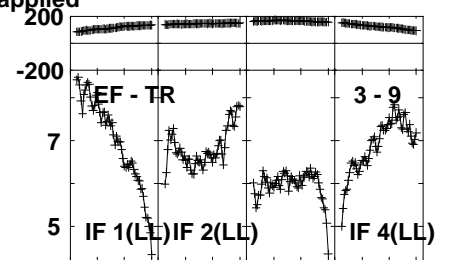

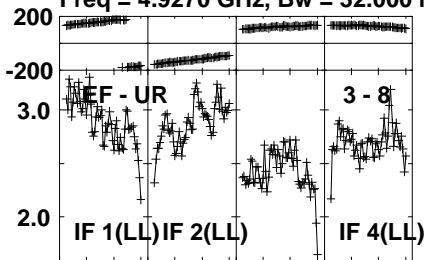
Lower frame: Milli Ampl Jy Top frame: Phas deg
Vector averaged cross-power spectrum Several baselines displayed
Timerange: 00/10:21:01 to 00/10:22:29

Plot file version 61 created 13-MAR-2023 13:41:19

J0112+3208 ET048B.UVDATA.1

Freq = 4.9270 GHz, Bw = 32.000 MH

No calibration applied and no bandpass applied



0204060 204060 204060 204060
Channels

0204060 204060 204060 204060
Channels

0204060 204060 204060 204060
Channels

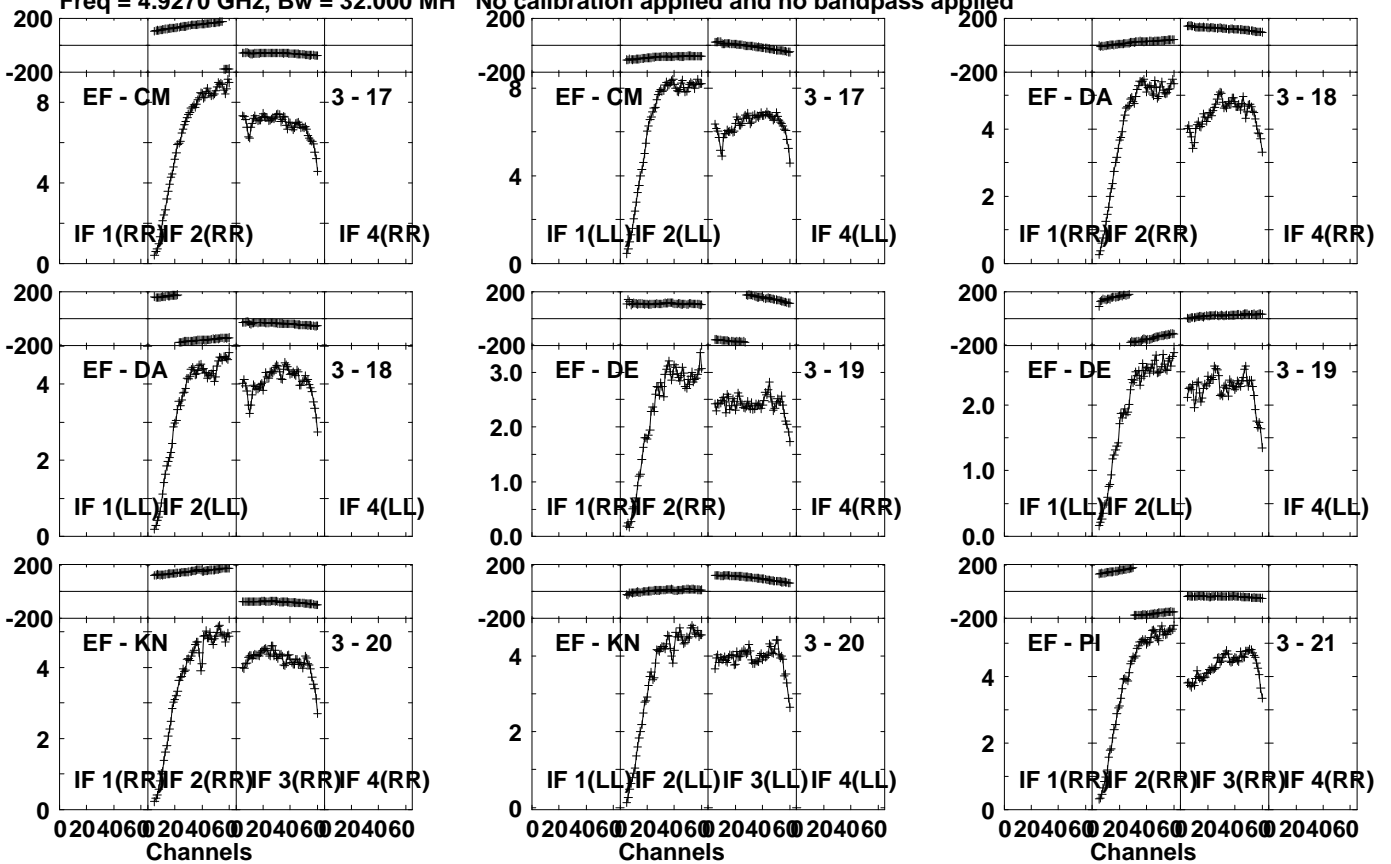
Lower frame: Milli Ampl Jy Top frame: Phas deg
Vector averaged cross-power spectrum Several baselines displayed
Timerange: 00/10:21:01 to 00/10:22:29

Plot file version 62 created 13-MAR-2023 13:41:19

J0112+3208 ET048B.UVDATA.1

Freq = 4.9270 GHz, Bw = 32.000 MH

No calibration applied and no bandpass applied

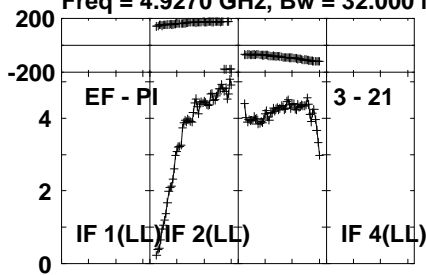


Lower frame: Milli Ampl Jy Top frame: Phas deg
Vector averaged cross-power spectrum Several baselines displayed
Timerange: 00/10:21:01 to 00/10:22:29

Plot file version 63 created 13-MAR-2023 13:41:19

J0112+3208 ET048B.UVDATA.1

Freq = 4.9270 GHz, Bw = 32.000 MH No calibration applied and no bandpass applied



Lower frame: Milli Ampl Jy Top frame: Phas deg

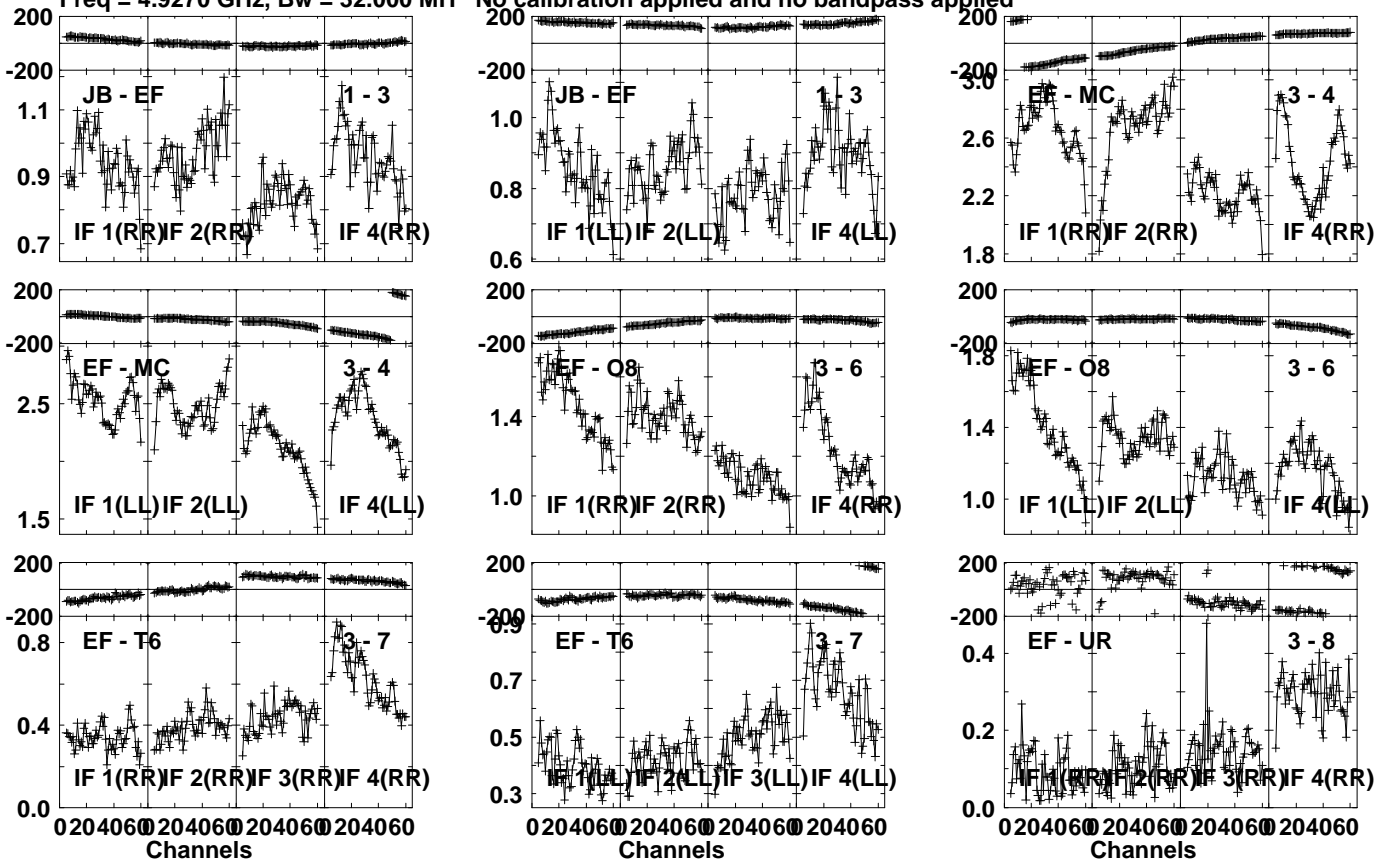
Vector averaged cross-power spectrum Several baselines displayed

Timerange: 00/10:21:01 to 00/10:22:29

Plot file version 64 created 13-MAR-2023 13:41:19

0116+319 ET048B.UVDATA.1

Freq = 4.9270 GHz, Bw = 32.000 MH No calibration applied and no bandpass applied



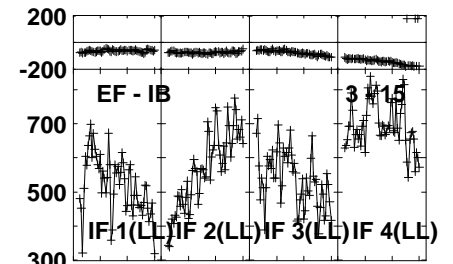
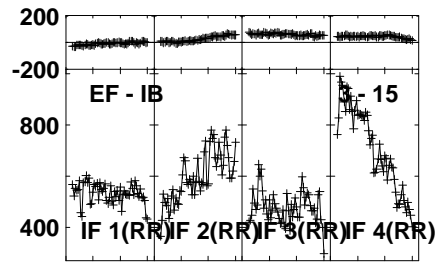
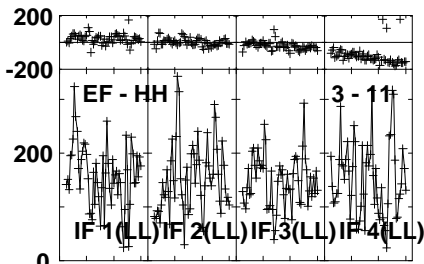
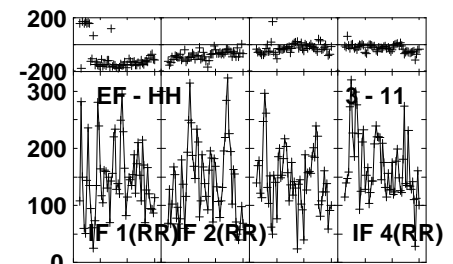
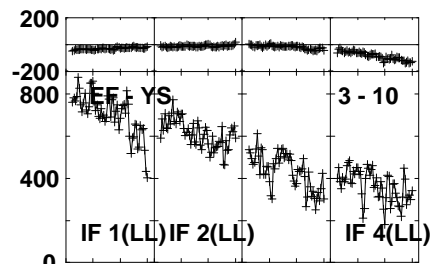
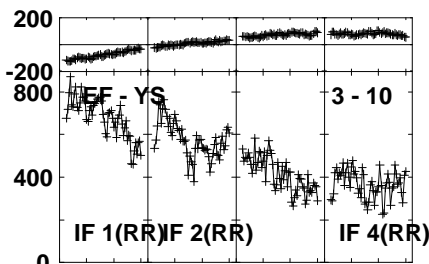
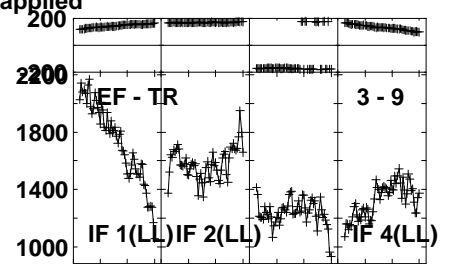
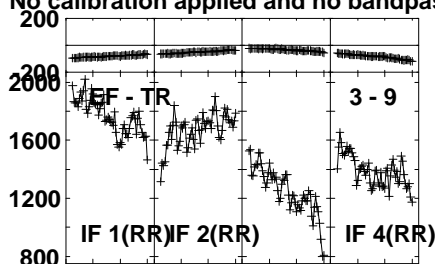
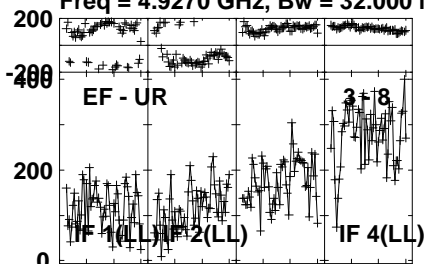
Lower frame: Milli Ampl Jy Top frame: Phas deg
Vector averaged cross-power spectrum Several baselines displayed
Timerange: 00/10:22:31 to 00/10:25:59

Plot file version 65 created 13-MAR-2023 13:41:19

0116+319 ET048B.UVDATA.1

Freq = 4.9270 GHz, Bw = 32.000 MH

No calibration applied and no bandpass applied



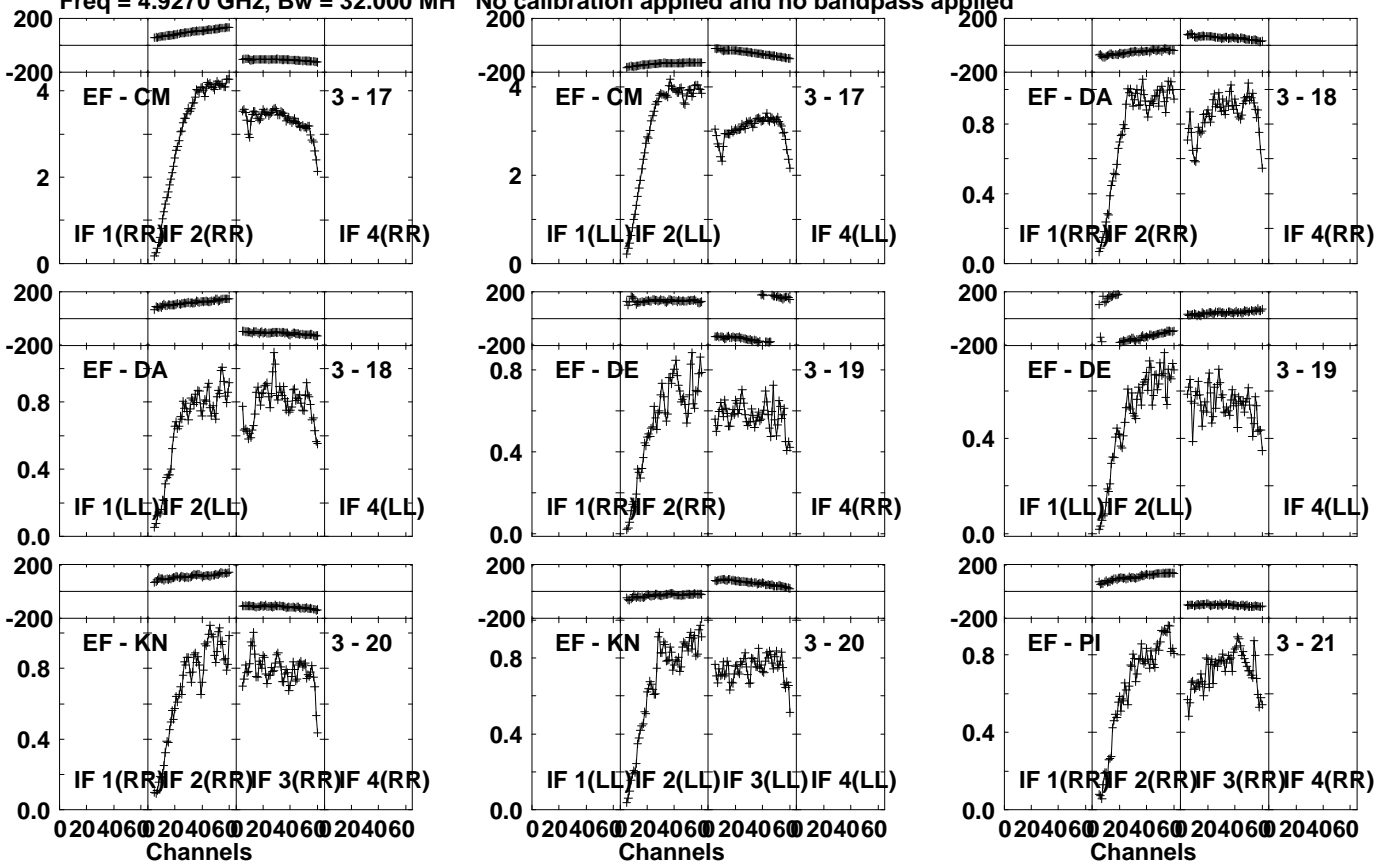
Lower frame: Micro Ampl Jy Top frame: Phas deg
Vector averaged cross-power spectrum Several baselines displayed
Timerange: 00/10:22:31 to 00/10:25:59

Plot file version 66 created 13-MAR-2023 13:41:19

0116+319 ET048B.UVDATA.1

Freq = 4.9270 GHz, Bw = 32.000 MH

No calibration applied and no bandpass applied

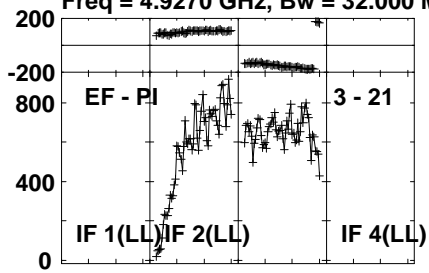


Lower frame: Milli Ampl Jy Top frame: Phas deg
Vector averaged cross-power spectrum Several baselines displayed
Timerange: 00/10:22:31 to 00/10:25:59

Plot file version 67 created 13-MAR-2023 13:41:19

0116+319 ET048B.UVDATA.1

Freq = 4.9270 GHz, Bw = 32.000 MH No calibration applied and no bandpass applied



Lower frame: Micro Ampl Jy Top frame: Phas deg

Vector averaged cross-power spectrum Several baselines displayed

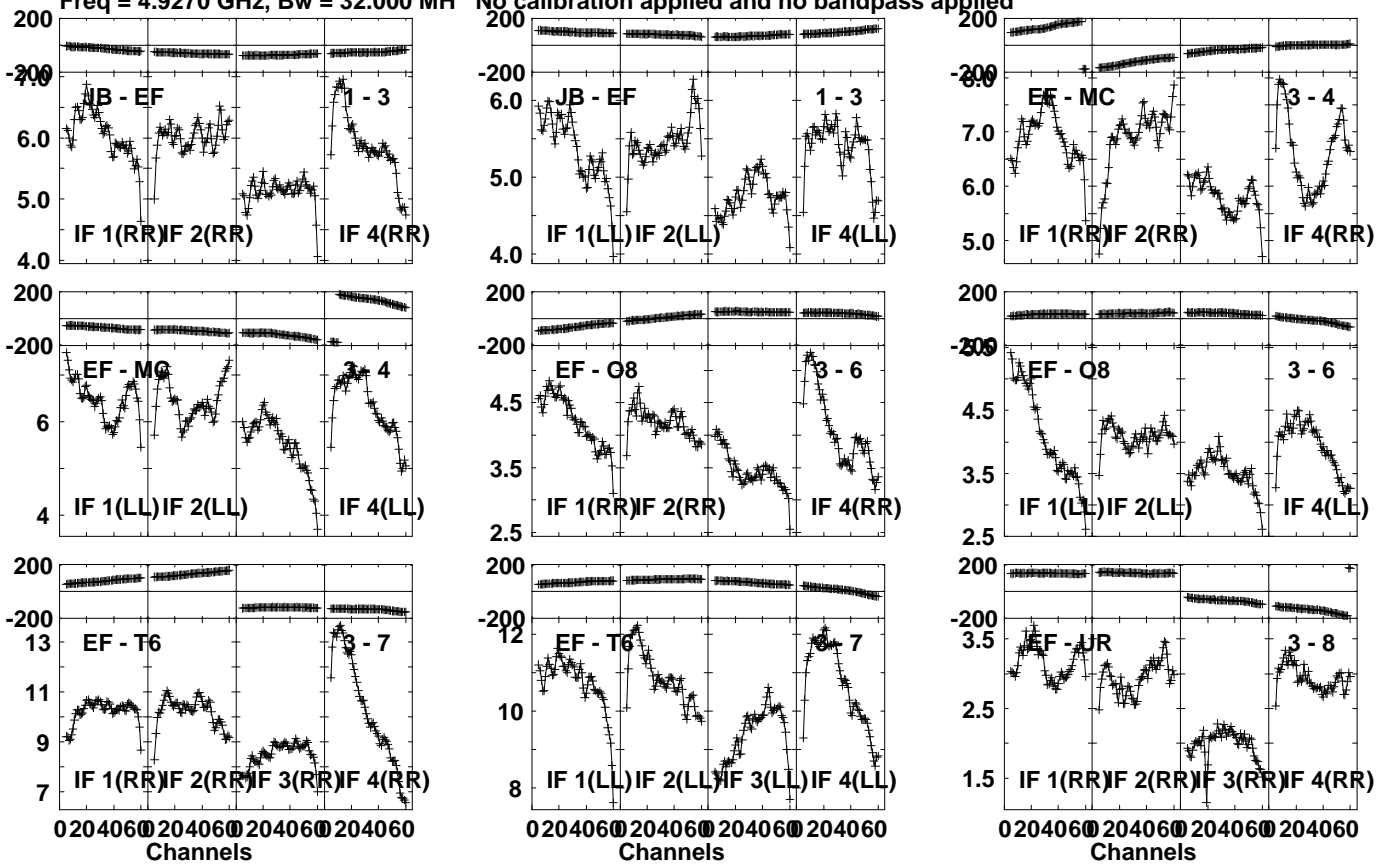
Timerange: 00/10:22:31 to 00/10:25:59

Plot file version 68 created 13-MAR-2023 13:41:19

J0112+3208 ET048B.UVDATA.1

Freq = 4.9270 GHz, Bw = 32.000 MH

No calibration applied and no bandpass applied



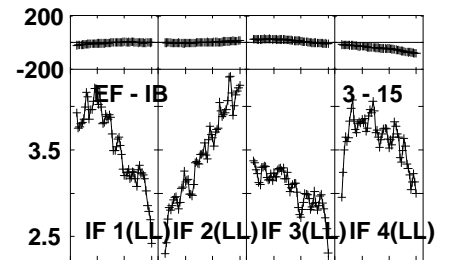
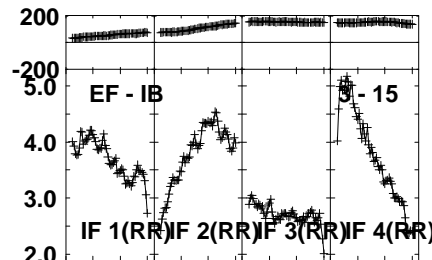
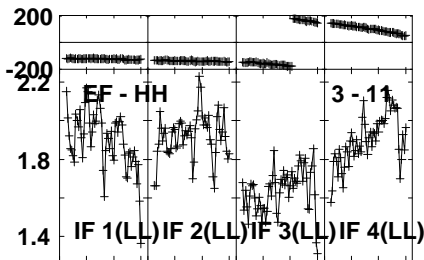
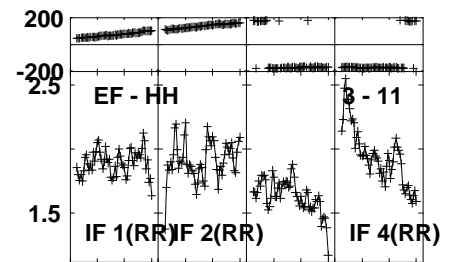
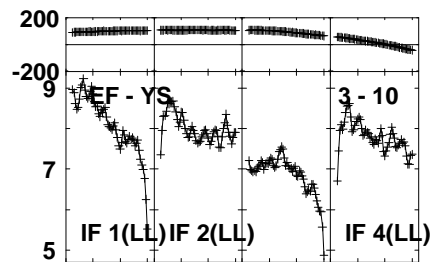
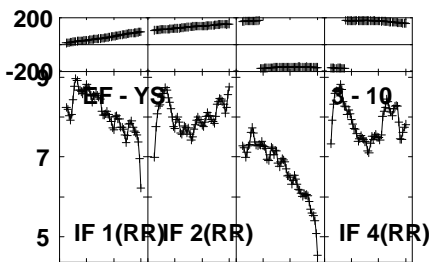
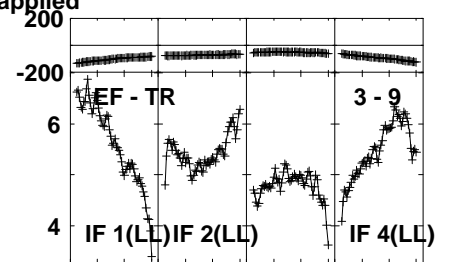
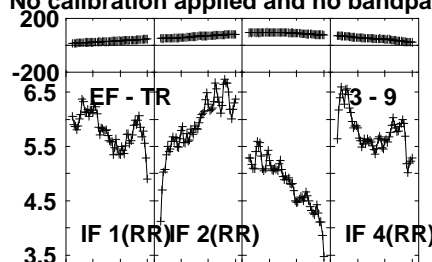
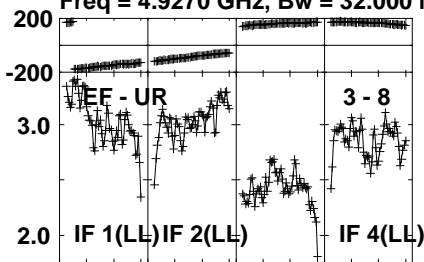
Lower frame: Milli Ampl Jy Top frame: Phas deg
Vector averaged cross-power spectrum Several baselines displayed
Timerange: 00/10:26:41 to 00/10:28:09

Plot file version 69 created 13-MAR-2023 13:41:19

J0112+3208 ET048B.UVDATA.1

Freq = 4.9270 GHz, Bw = 32.000 MH

No calibration applied and no bandpass applied



0204060 204060 204060 204060
Channels

0204060 204060 204060 204060
Channels

0204060 204060 204060 204060
Channels

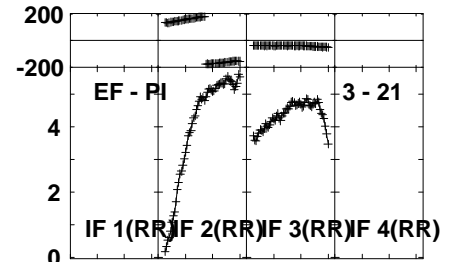
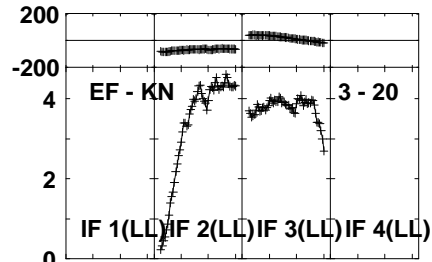
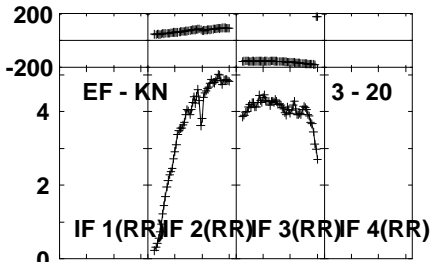
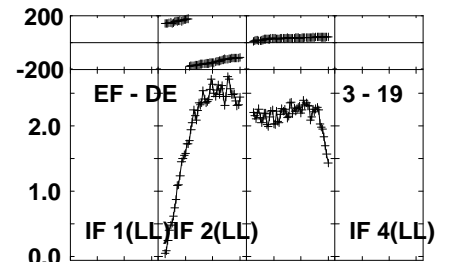
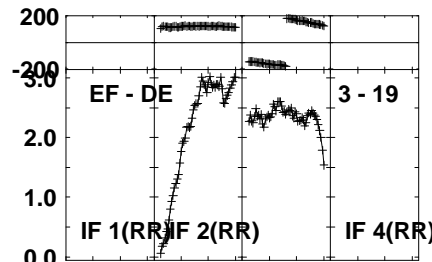
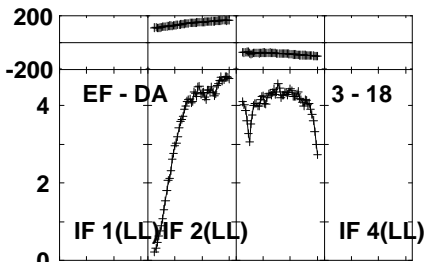
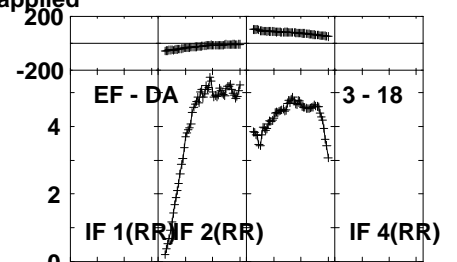
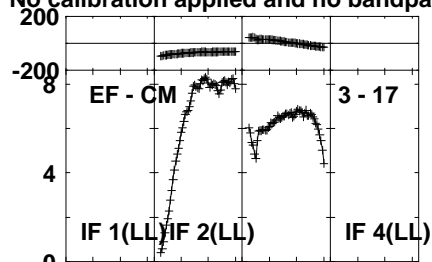
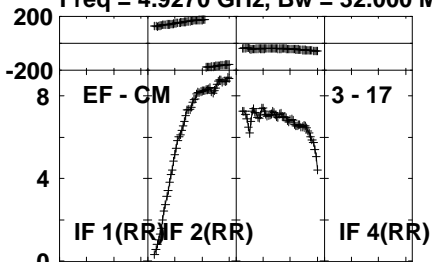
Lower frame: Milli Ampl Jy Top frame: Phas deg
Vector averaged cross-power spectrum Several baselines displayed
Timerange: 00/10:26:41 to 00/10:28:09

Plot file version 70 created 13-MAR-2023 13:41:20

J0112+3208 ET048B.UVDATA.1

Freq = 4.9270 GHz, Bw = 32.000 MH

No calibration applied and no bandpass applied

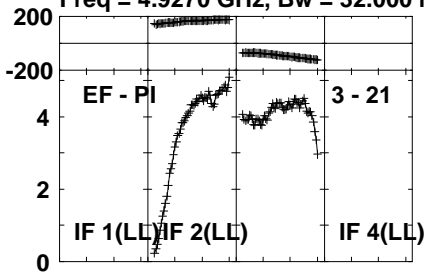


Lower frame: Milli Ampl Jy Top frame: Phas deg
Vector averaged cross-power spectrum Several baselines displayed
Timerange: 00/10:26:41 to 00/10:28:09

Plot file version 71 created 13-MAR-2023 13:41:20

J0112+3208 ET048B.UVDATA.1

Freq = 4.9270 GHz, Bw = 32.000 MH No calibration applied and no bandpass applied



Lower frame: Milli Ampl Jy Top frame: Phas deg

Vector averaged cross-power spectrum Several baselines displayed

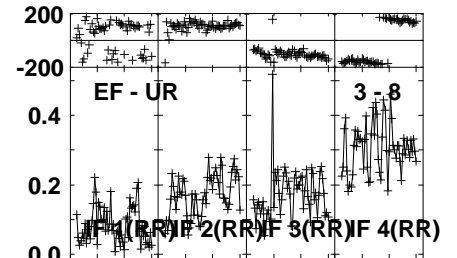
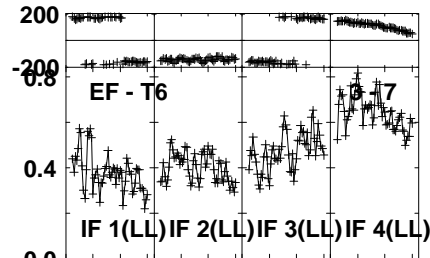
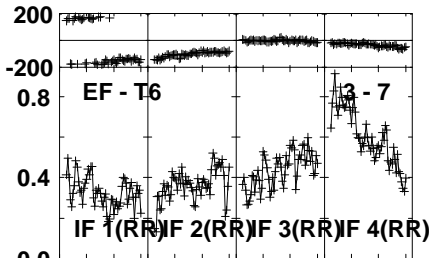
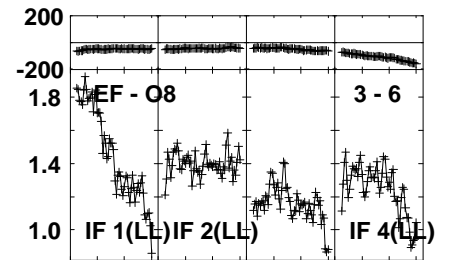
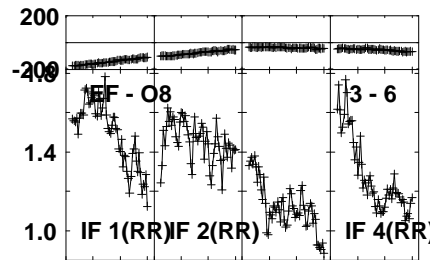
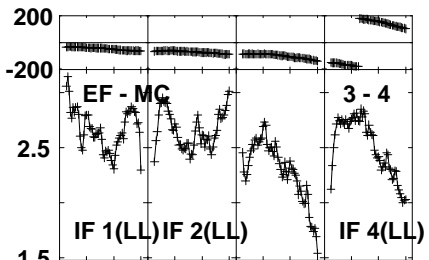
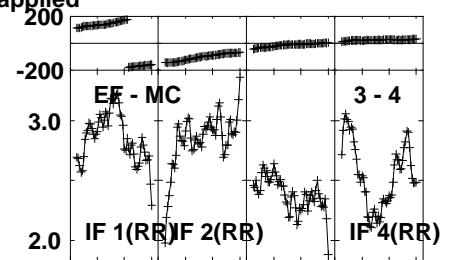
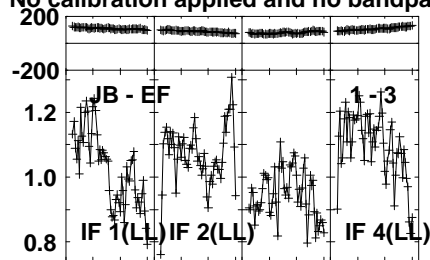
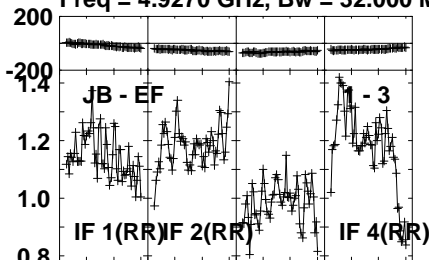
Timerange: 00/10:26:41 to 00/10:28:09

Plot file version 72 created 13-MAR-2023 13:41:20

0116+319 ET048B.UVDATA.1

Freq = 4.9270 GHz, Bw = 32.000 MH

No calibration applied and no bandpass applied



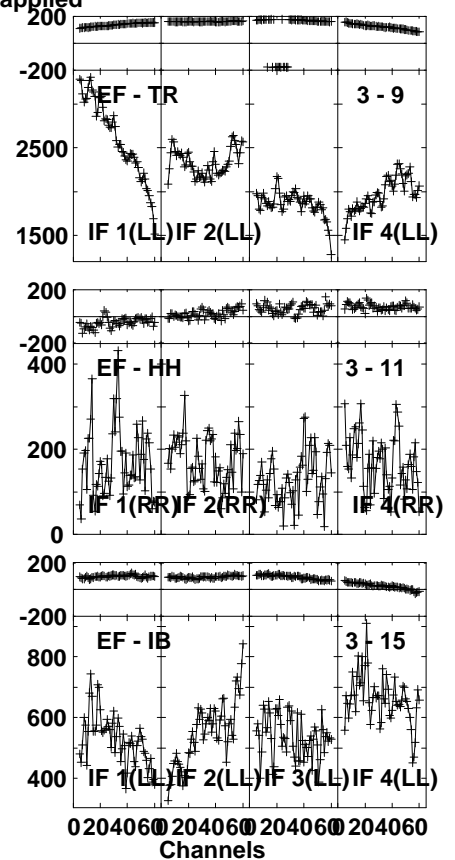
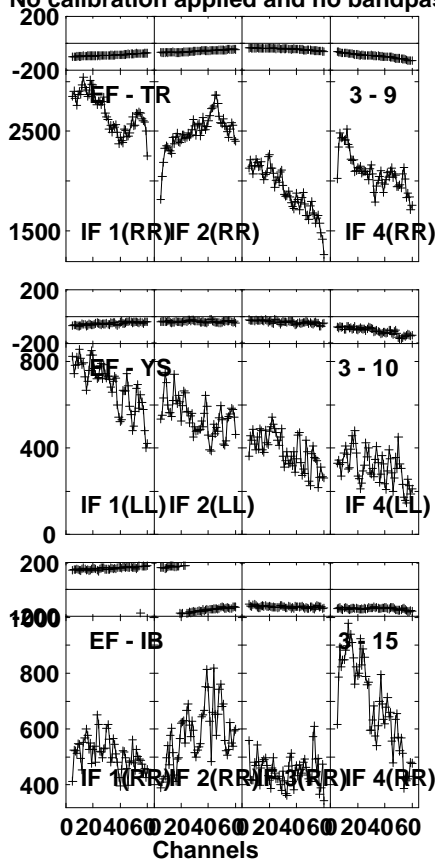
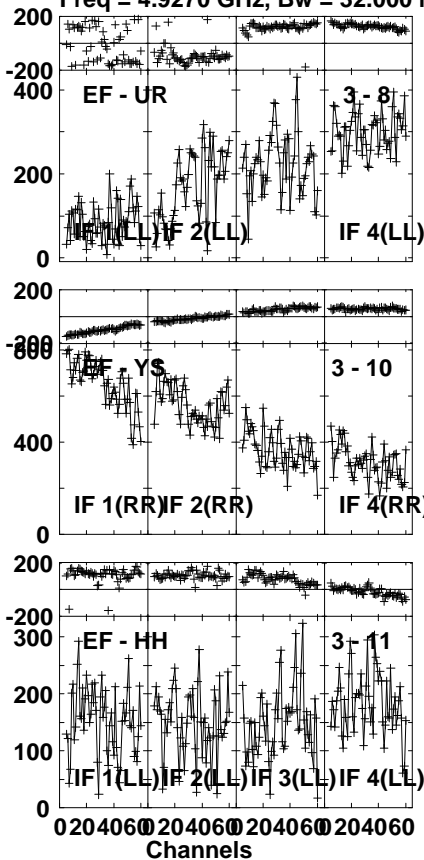
Lower frame: Milli Ampl Jy Top frame: Phas deg
Vector averaged cross-power spectrum Several baselines displayed
Timerange: 00/10:28:11 to 00/10:31:39

Plot file version 73 created 13-MAR-2023 13:41:20

0116+319 ET048B.UVDATA.1

Freq = 4.9270 GHz, Bw = 32.000 MH

No calibration applied and no bandpass applied



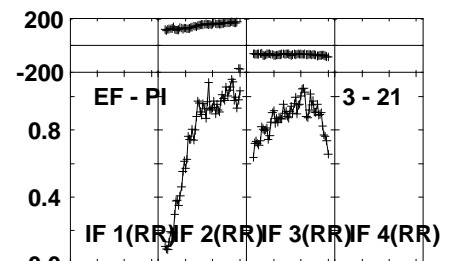
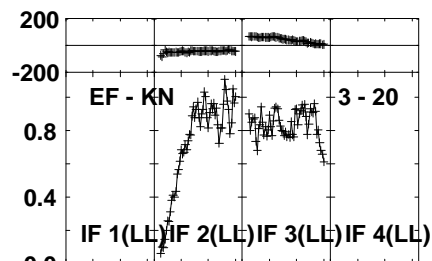
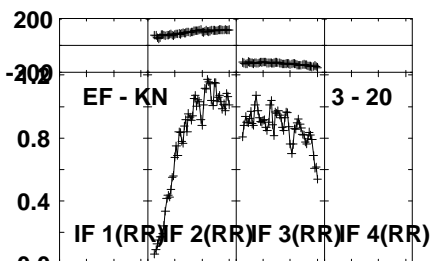
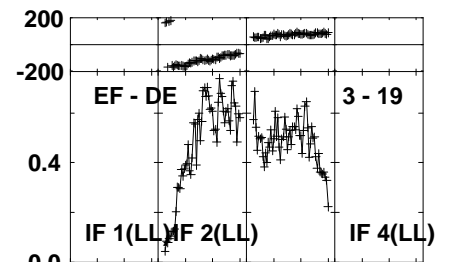
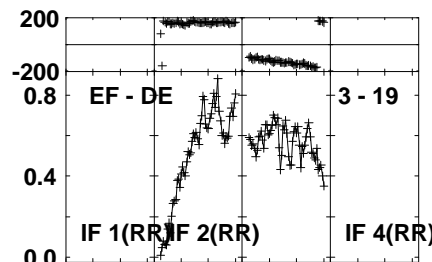
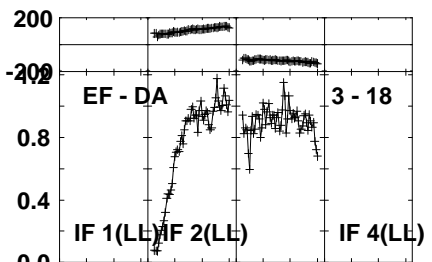
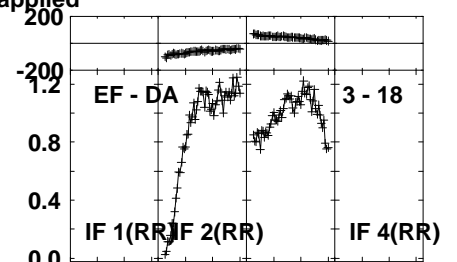
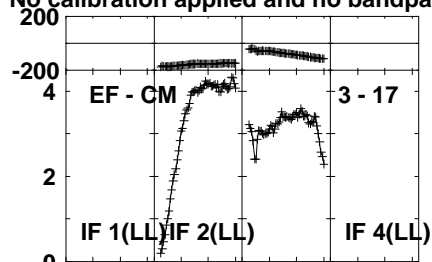
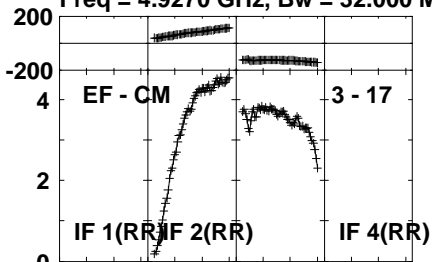
Lower frame: Micro Ampl Jy Top frame: Phas deg
Vector averaged cross-power spectrum Several baselines displayed
Timerange: 00/10:28:11 to 00/10:31:39

Plot file version 74 created 13-MAR-2023 13:41:20

0116+319 ET048B.UVDATA.1

Freq = 4.9270 GHz, Bw = 32.000 MH

No calibration applied and no bandpass applied

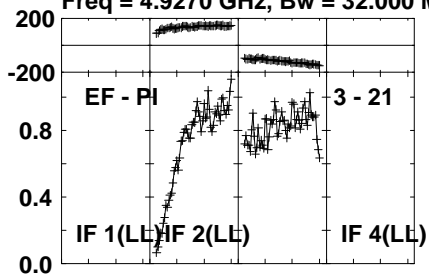


Lower frame: Milli Ampl Jy Top frame: Phas deg
Vector averaged cross-power spectrum Several baselines displayed
Timerange: 00/10:28:11 to 00/10:31:39

Plot file version 75 created 13-MAR-2023 13:41:20

0116+319 ET048B.UVDATA.1

Freq = 4.9270 GHz, Bw = 32.000 MH No calibration applied and no bandpass applied



Lower frame: Milli Ampl Jy Top frame: Phas deg

Vector averaged cross-power spectrum Several baselines displayed

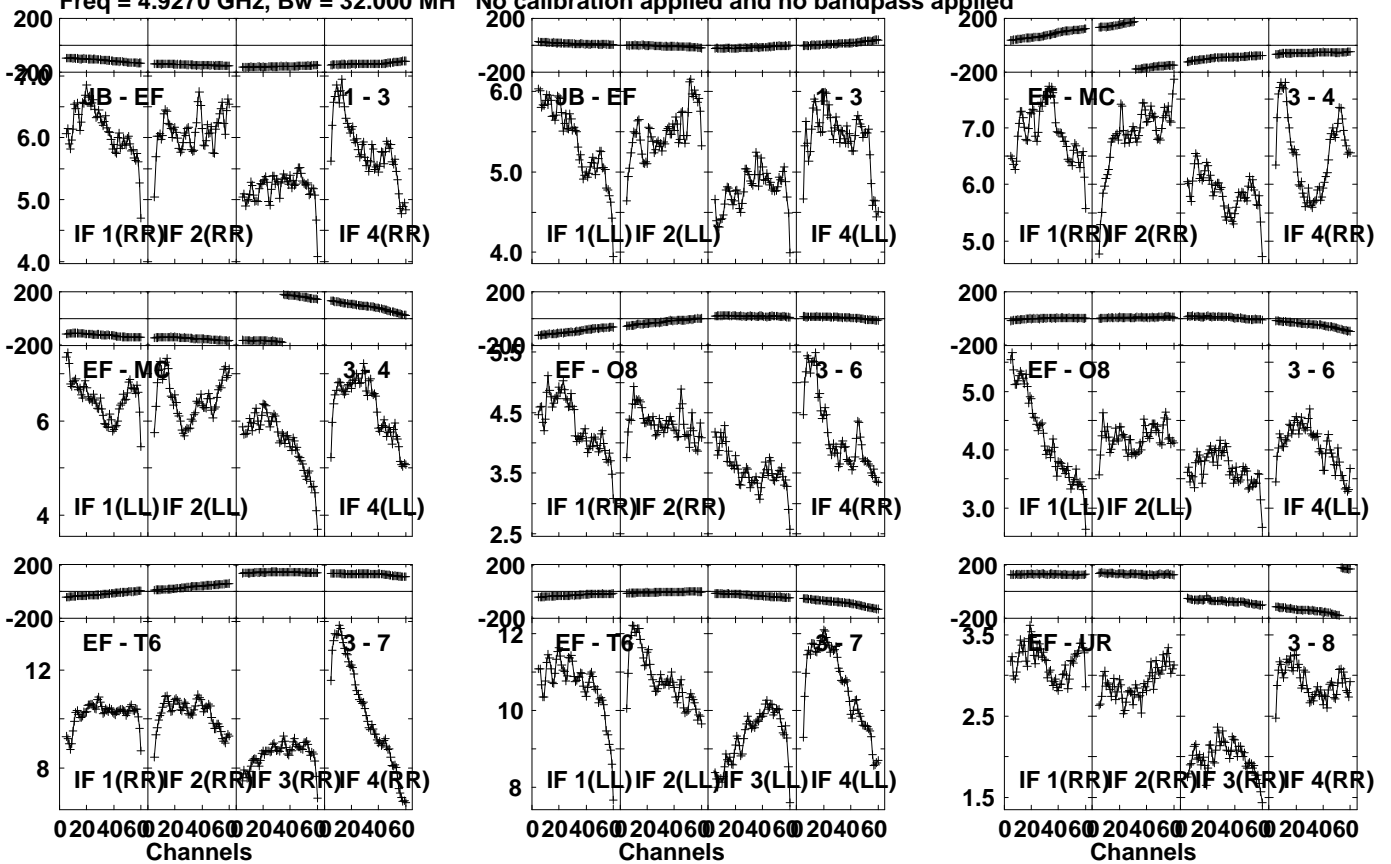
Timerange: 00/10:28:11 to 00/10:31:39

Plot file version 76 created 13-MAR-2023 13:41:20

J0112+3208 ET048B.UVDATA.1

Freq = 4.9270 GHz, Bw = 32.000 MH

No calibration applied and no bandpass applied



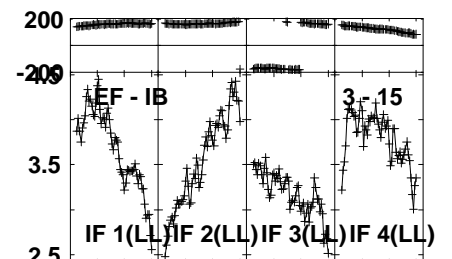
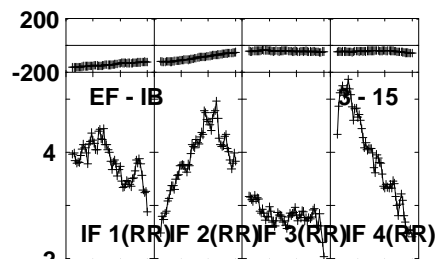
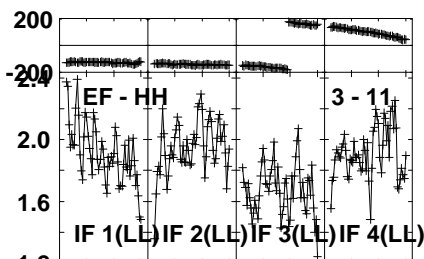
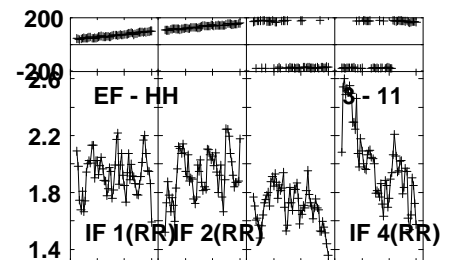
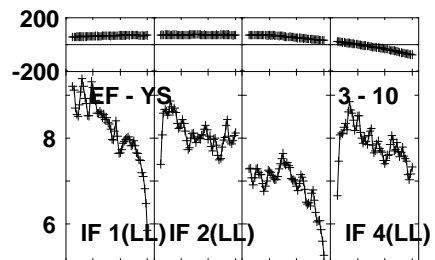
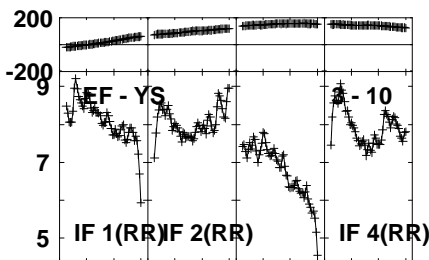
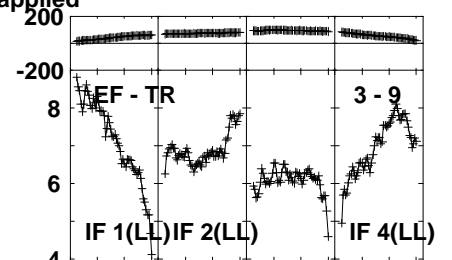
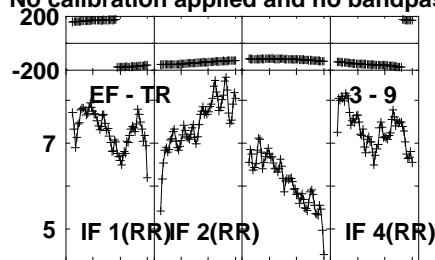
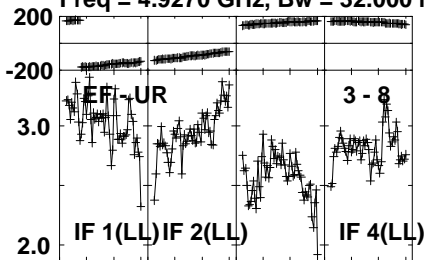
Lower frame: Milli Ampl Jy Top frame: Phas deg
Vector averaged cross-power spectrum Several baselines displayed
Timerange: 00/10:31:41 to 00/10:33:09

Plot file version 77 created 13-MAR-2023 13:41:20

J0112+3208 ET048B.UVDATA.1

Freq = 4.9270 GHz, Bw = 32.000 MH

No calibration applied and no bandpass applied



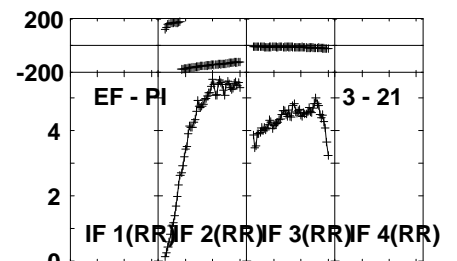
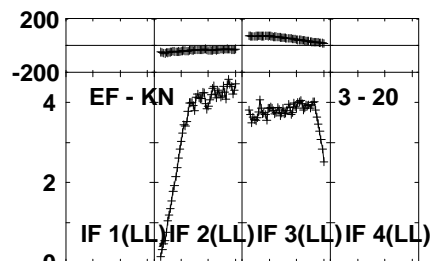
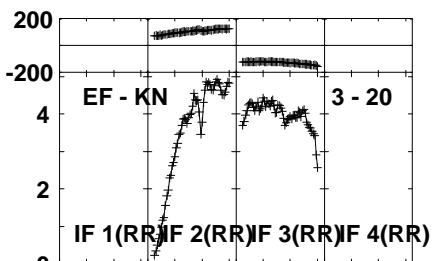
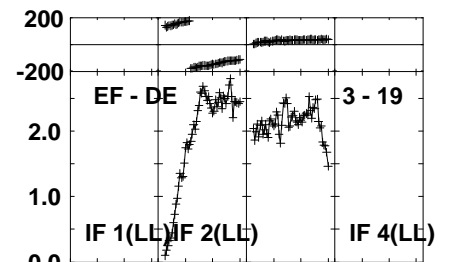
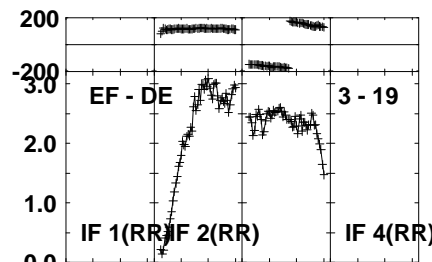
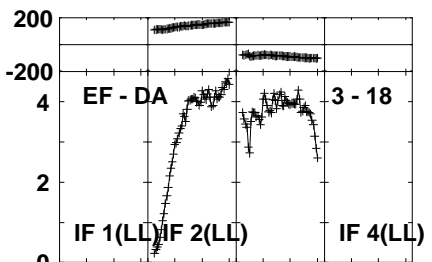
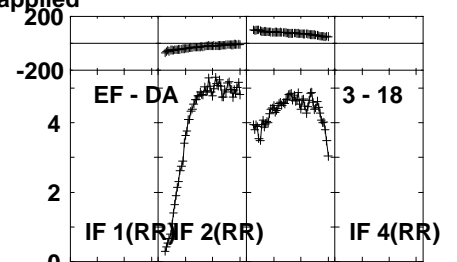
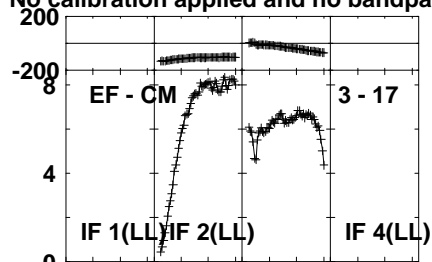
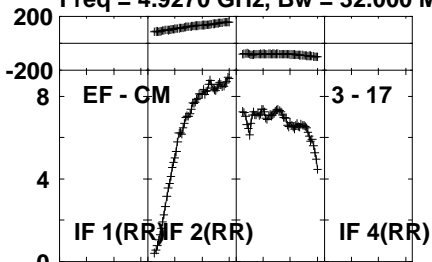
Lower frame: Milli Ampl Jy Top frame: Phas deg
Vector averaged cross-power spectrum Several baselines displayed
Timerange: 00/10:31:41 to 00/10:33:09

Plot file version 78 created 13-MAR-2023 13:41:21

J0112+3208 ET048B.UVDATA.1

Freq = 4.9270 GHz, Bw = 32.000 MH

No calibration applied and no bandpass applied

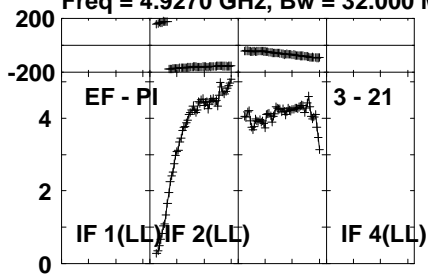


Lower frame: Milli Ampl Jy Top frame: Phas deg
Vector averaged cross-power spectrum Several baselines displayed
Timerange: 00/10:31:41 to 00/10:33:09

Plot file version 79 created 13-MAR-2023 13:41:21

J0112+3208 ET048B.UVDATA.1

Freq = 4.9270 GHz, Bw = 32.000 MH No calibration applied and no bandpass applied



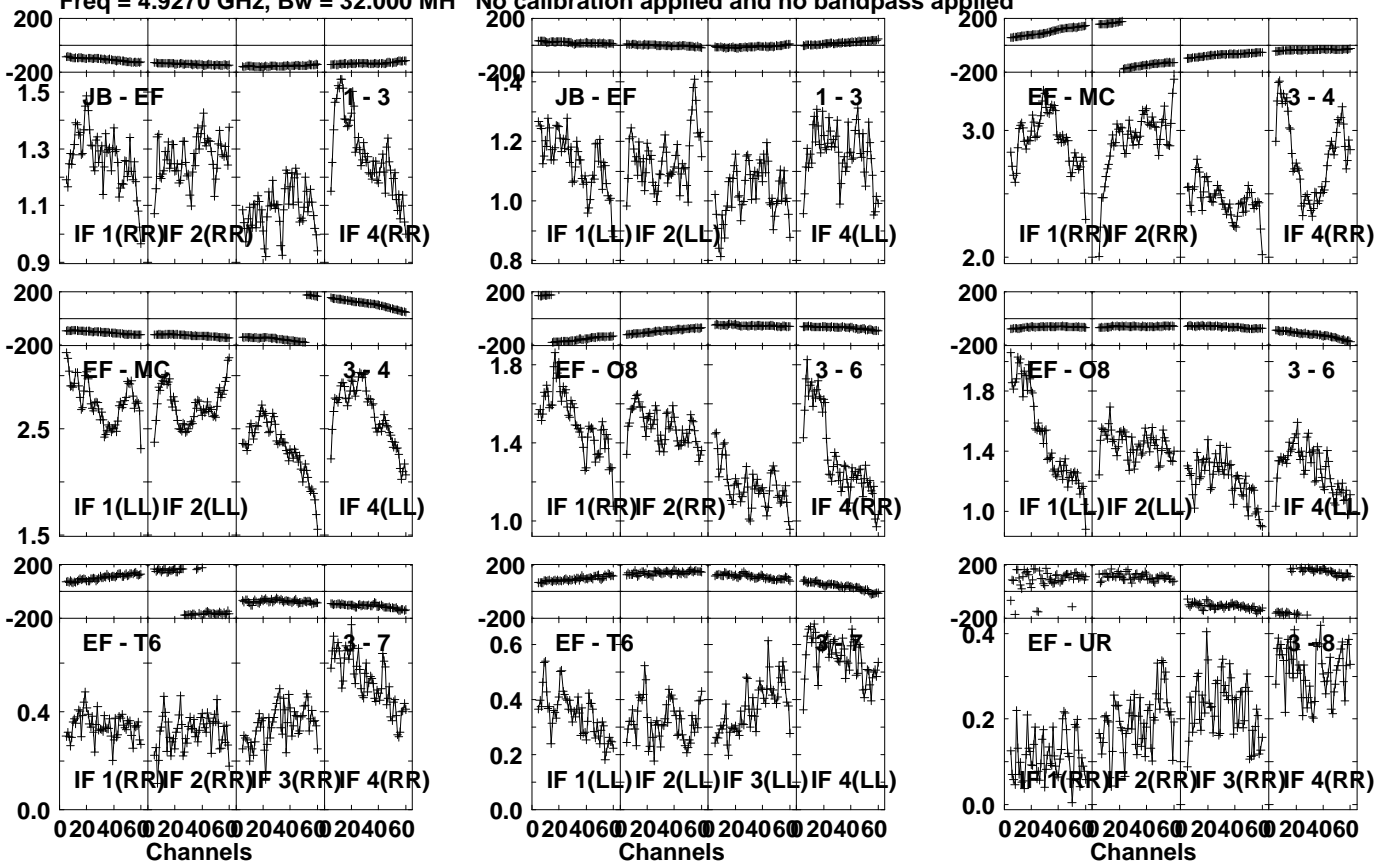
Lower frame: Milli Ampl Jy Top frame: Phas deg

Vector averaged cross-power spectrum Several baselines displayed

Timerange: 00/10:31:41 to 00/10:33:09

Plot file version 80 created 13-MAR-2023 13:41:21
 0116+319 ET048B.UVDATA.1
 Freq = 4.9270 GHz, Bw = 32.000 MH

No calibration applied and no bandpass applied



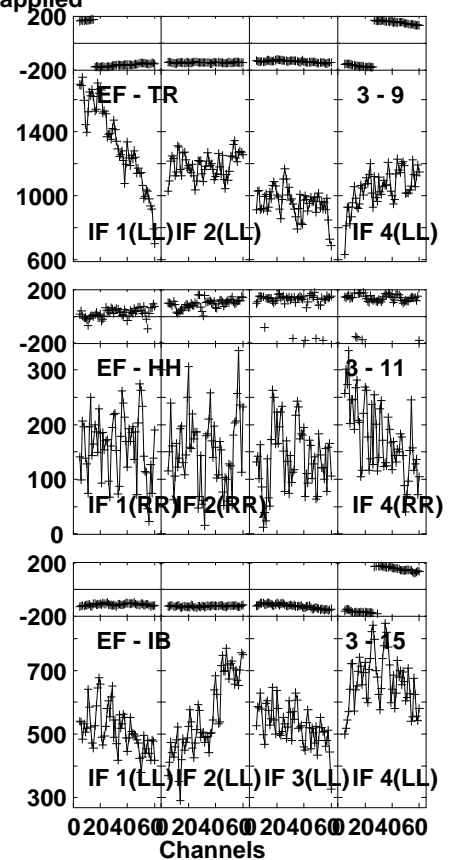
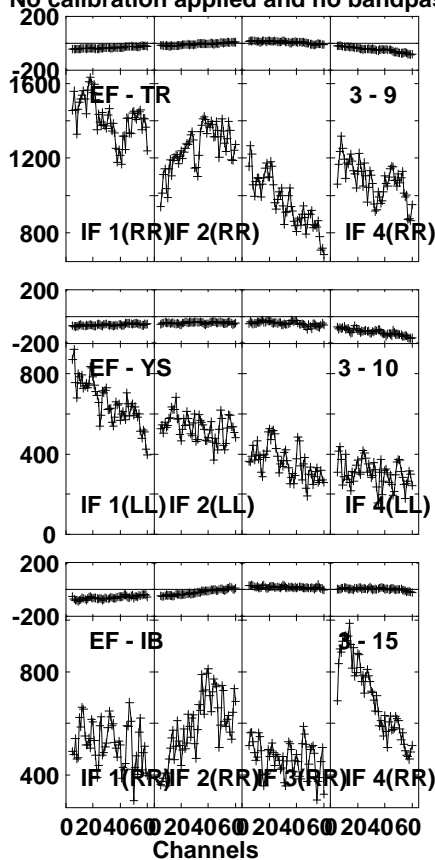
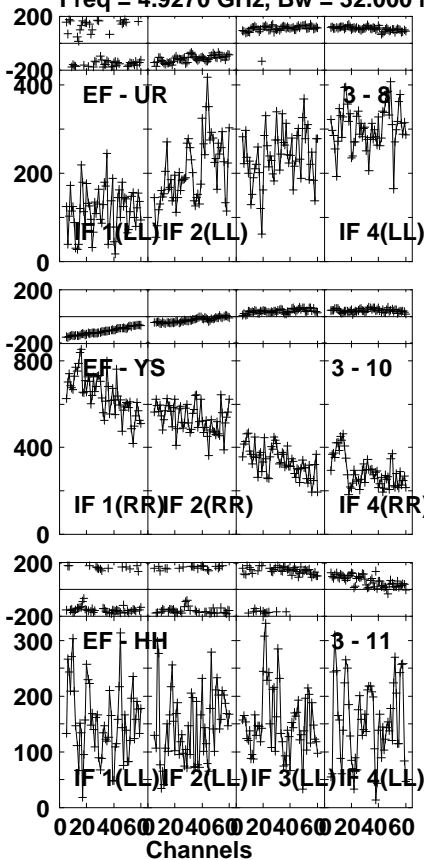
Lower frame: Milli Ampl Jy Top frame: Phas deg
 Vector averaged cross-power spectrum Several baselines displayed
 Timerange: 00/10:33:11 to 00/10:36:39

Plot file version 81 created 13-MAR-2023 13:41:21

0116+319 ET048B.UVDATA.1

Freq = 4.9270 GHz, Bw = 32.000 MH

No calibration applied and no bandpass applied



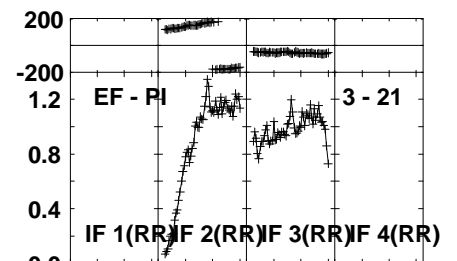
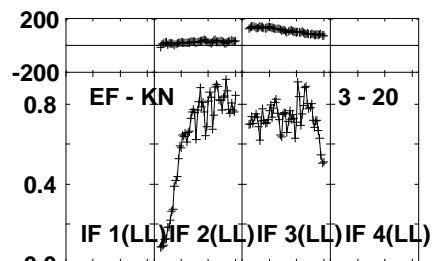
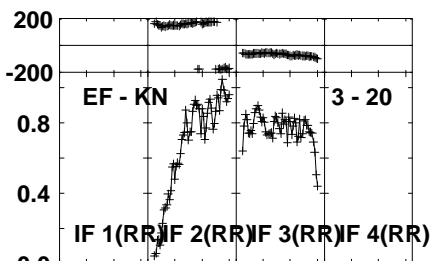
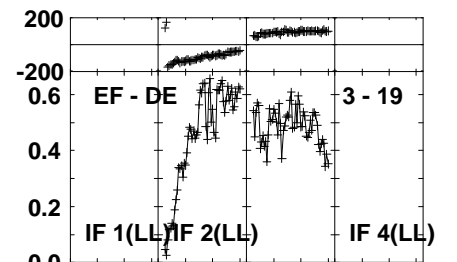
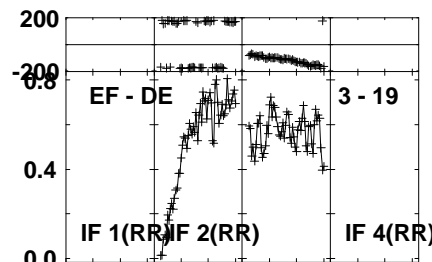
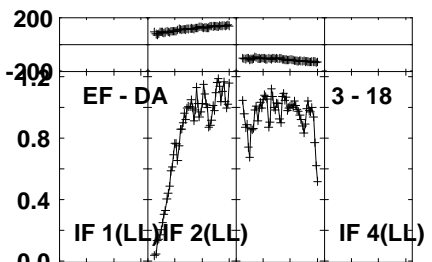
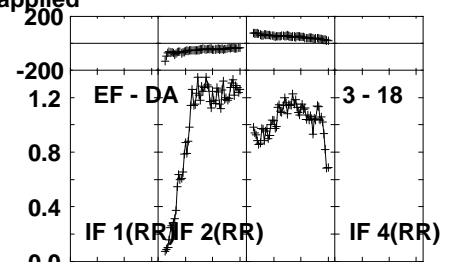
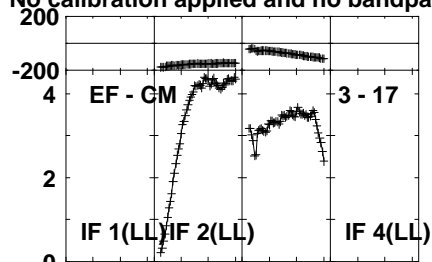
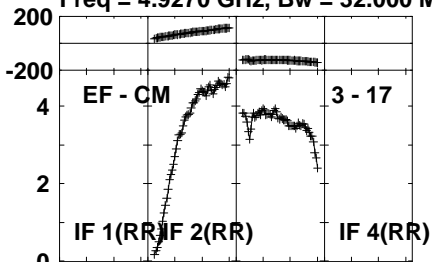
Lower frame: Micro Ampl Jy Top frame: Phas deg
Vector averaged cross-power spectrum Several baselines displayed
Timerange: 00/10:33:11 to 00/10:36:39

Plot file version 82 created 13-MAR-2023 13:41:21

0116+319 ET048B.UVDATA.1

Freq = 4.9270 GHz, Bw = 32.000 MH

No calibration applied and no bandpass applied

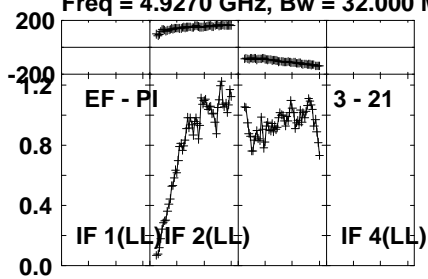


Lower frame: Milli Ampl Jy Top frame: Phas deg
Vector averaged cross-power spectrum Several baselines displayed
Timerange: 00/10:33:11 to 00/10:36:39

Plot file version 83 created 13-MAR-2023 13:41:21

0116+319 ET048B.UVDATA.1

Freq = 4.9270 GHz, Bw = 32.000 MH No calibration applied and no bandpass applied



Lower frame: Milli Ampl Jy Top frame: Phas deg

Vector averaged cross-power spectrum Several baselines displayed

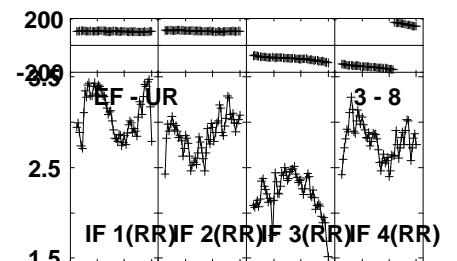
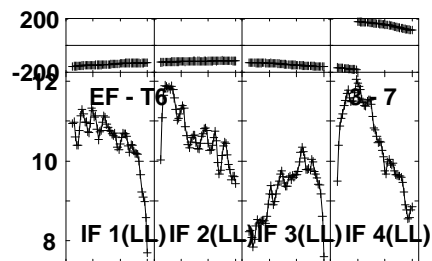
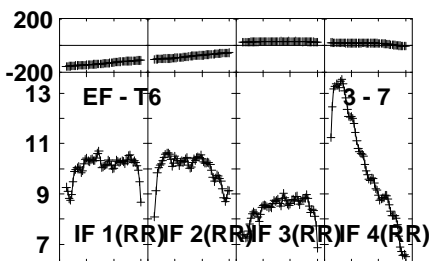
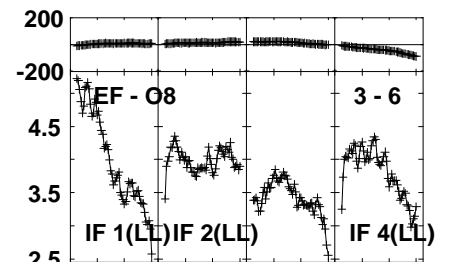
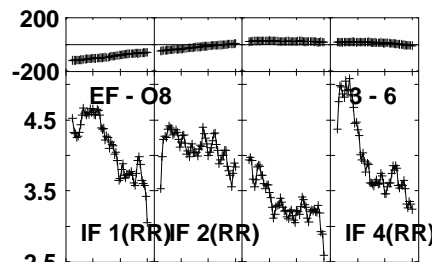
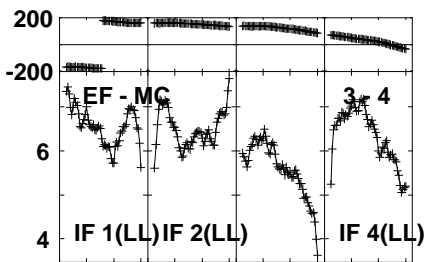
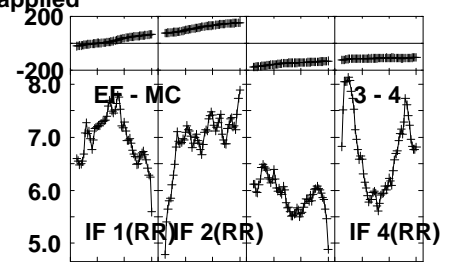
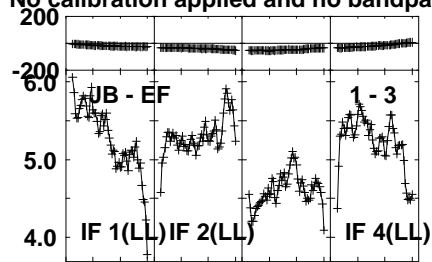
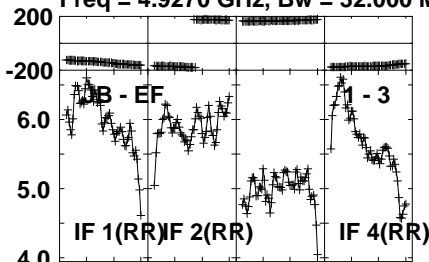
Timerange: 00/10:33:11 to 00/10:36:39

Plot file version 84 created 13-MAR-2023 13:41:21

J0112+3208 ET048B.UVDATA.1

Freq = 4.9270 GHz, Bw = 32.000 MH

No calibration applied and no bandpass applied



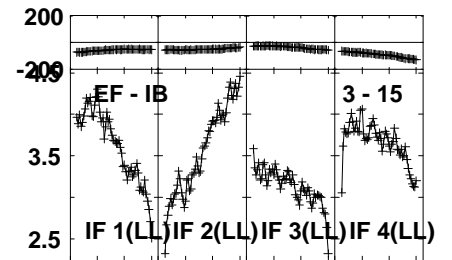
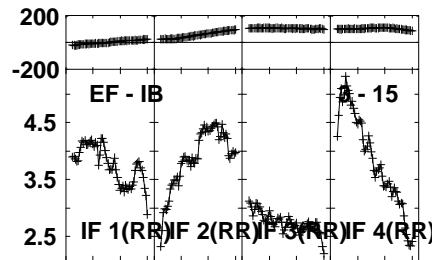
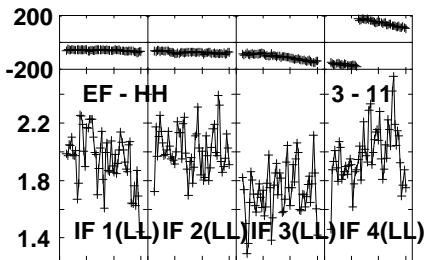
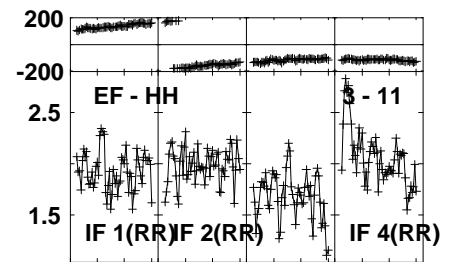
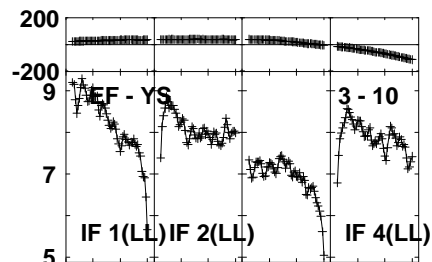
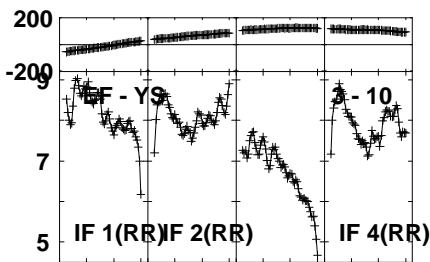
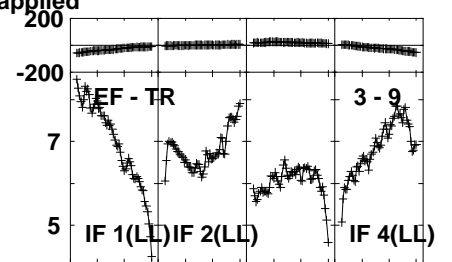
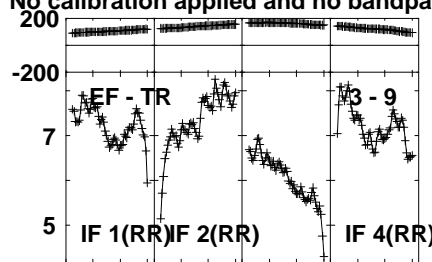
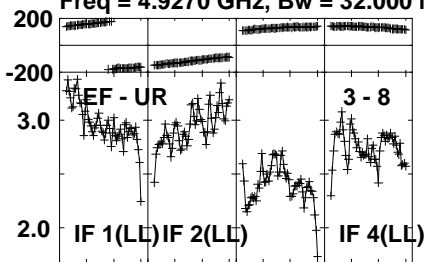
Lower frame: Milli Ampl Jy Top frame: Phas deg
Vector averaged cross-power spectrum Several baselines displayed
Timerange: 00/10:37:21 to 00/10:38:49

Plot file version 85 created 13-MAR-2023 13:41:21

J0112+3208 ET048B.UVDATA.1

Freq = 4.9270 GHz, Bw = 32.000 MH

No calibration applied and no bandpass applied



0204060 204060 204060 204060
Channels

0204060 204060 204060 204060
Channels

0204060 204060 204060 204060
Channels

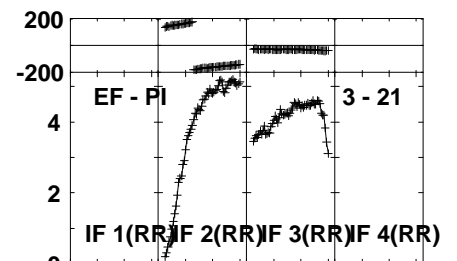
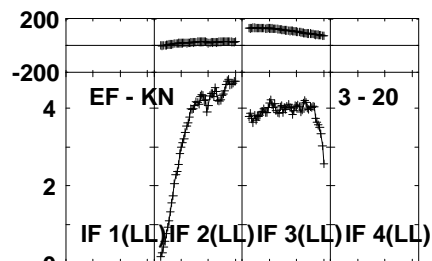
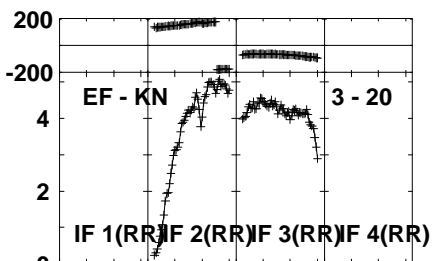
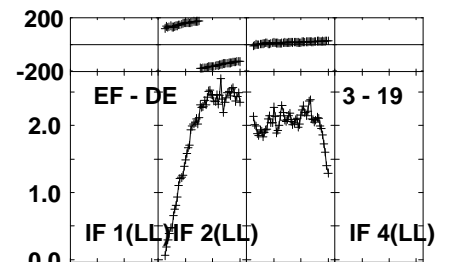
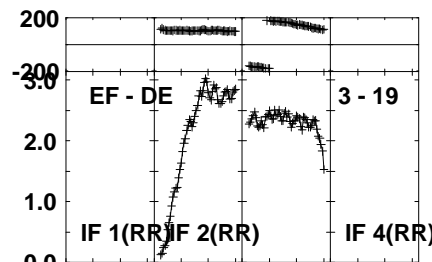
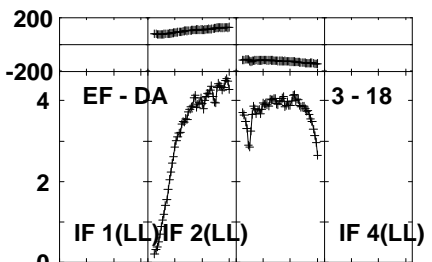
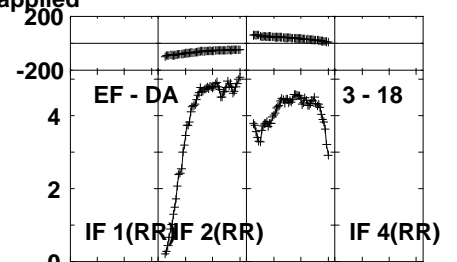
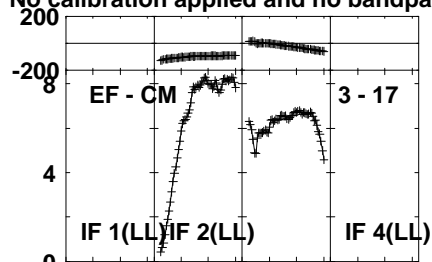
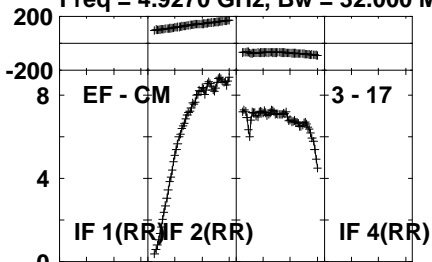
Lower frame: Milli Ampl Jy Top frame: Phas deg
Vector averaged cross-power spectrum Several baselines displayed
Timerange: 00/10:37:21 to 00/10:38:49

Plot file version 86 created 13-MAR-2023 13:41:22

J0112+3208 ET048B.UVDATA.1

Freq = 4.9270 GHz, Bw = 32.000 MH

No calibration applied and no bandpass applied

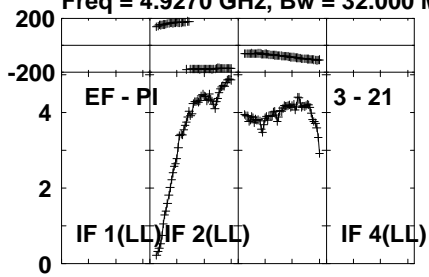


Lower frame: Milli Ampl Jy Top frame: Phas deg
Vector averaged cross-power spectrum Several baselines displayed
Timerange: 00/10:37:21 to 00/10:38:49

Plot file version 87 created 13-MAR-2023 13:41:22

J0112+3208 ET048B.UVDATA.1

Freq = 4.9270 GHz, Bw = 32.000 MH No calibration applied and no bandpass applied



Lower frame: Milli Ampl Jy Top frame: Phas deg

Vector averaged cross-power spectrum Several baselines displayed

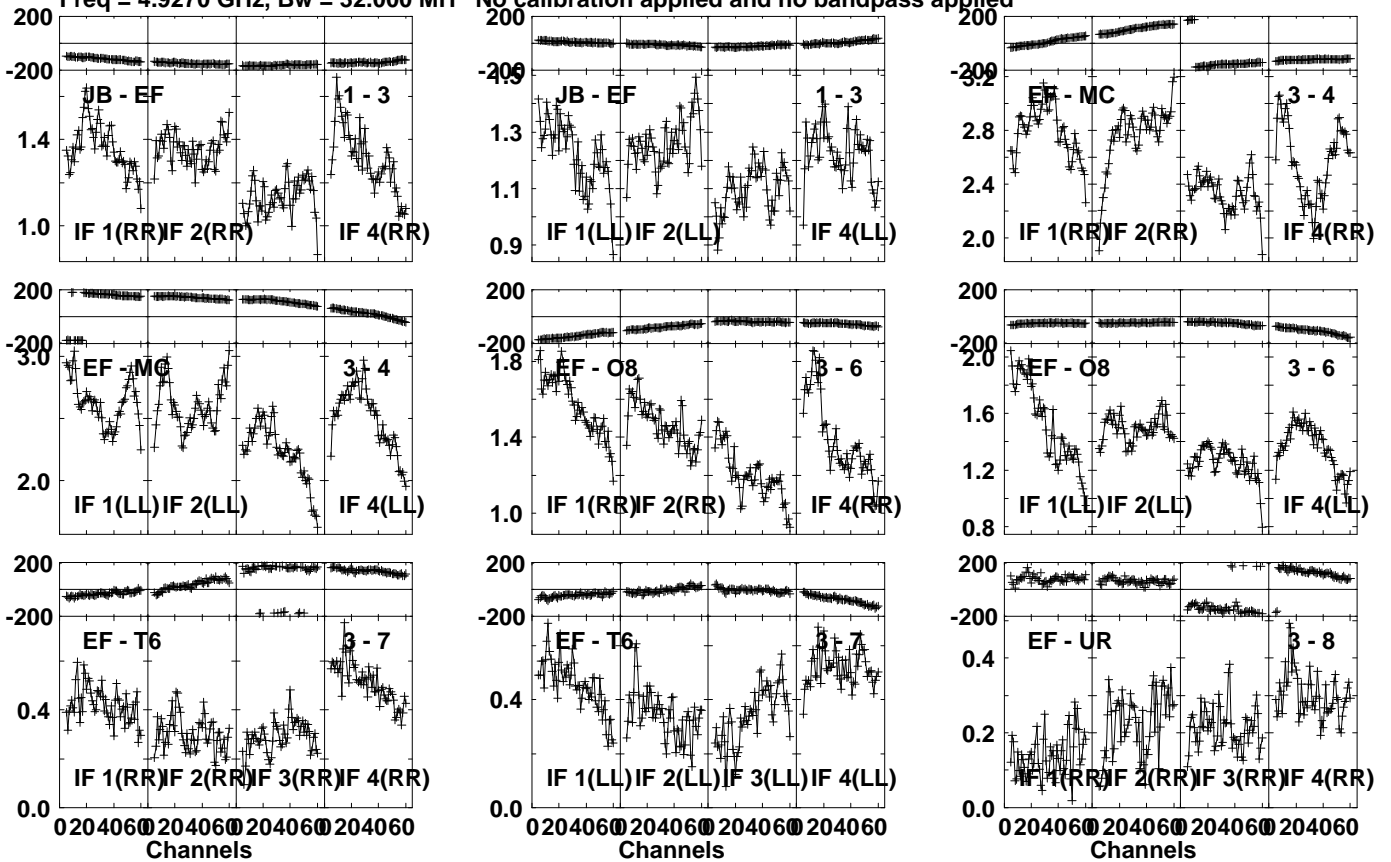
Timerange: 00/10:37:21 to 00/10:38:49

Plot file version 88 created 13-MAR-2023 13:41:22

0116+319 ET048B.UVDATA.1

Freq = 4.9270 GHz, Bw = 32.000 MH

No calibration applied and no bandpass applied



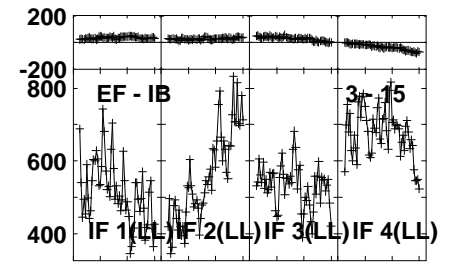
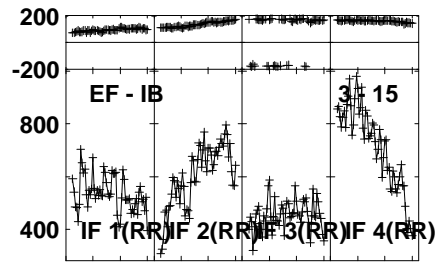
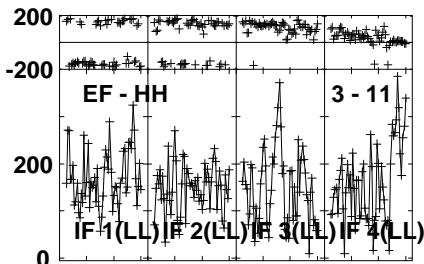
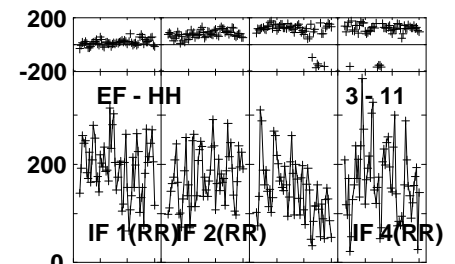
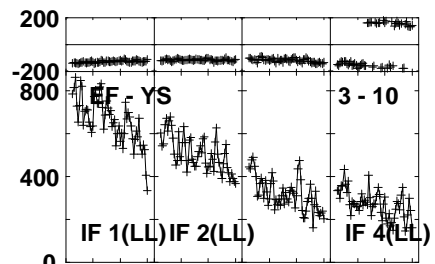
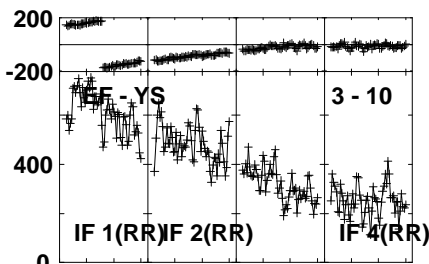
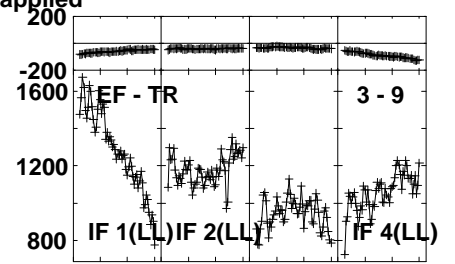
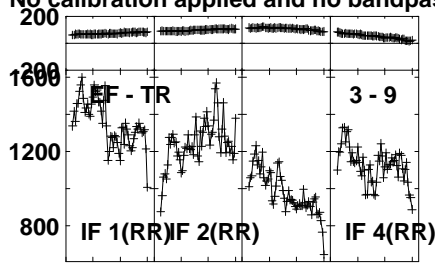
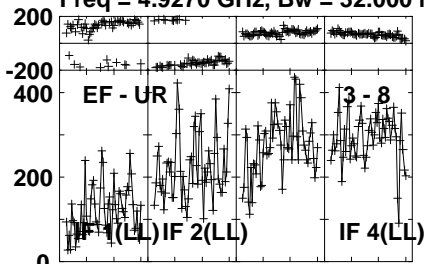
Lower frame: Milli Ampl Jy Top frame: Phas deg
 Vector averaged cross-power spectrum Several baselines displayed
 Timerange: 00/10:38:51 to 00/10:42:19

Plot file version 89 created 13-MAR-2023 13:41:22

0116+319 ET048B.UVDATA.1

Freq = 4.9270 GHz, Bw = 32.000 MH

No calibration applied and no bandpass applied



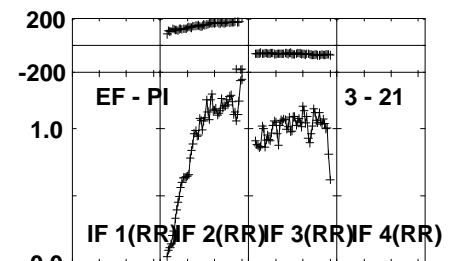
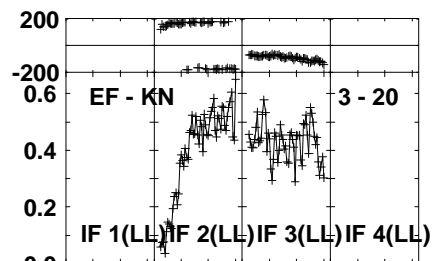
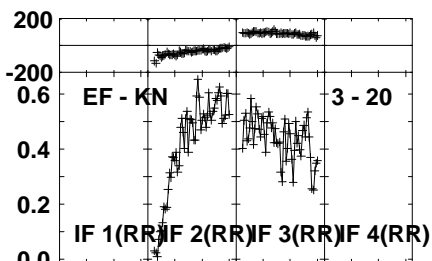
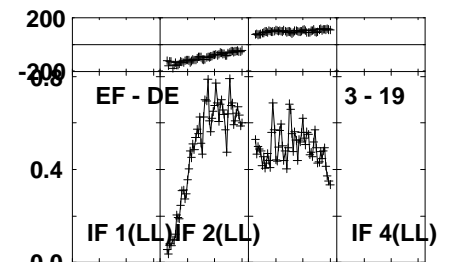
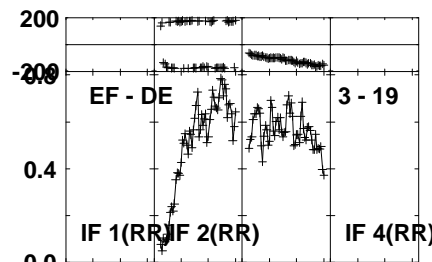
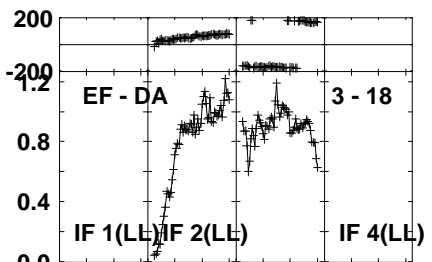
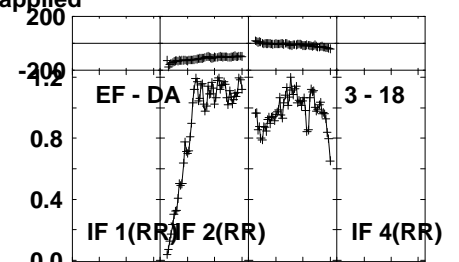
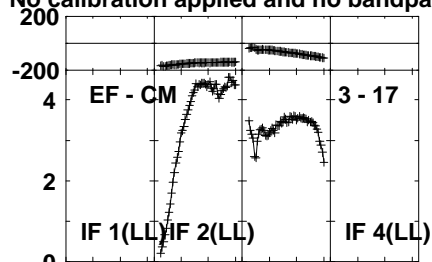
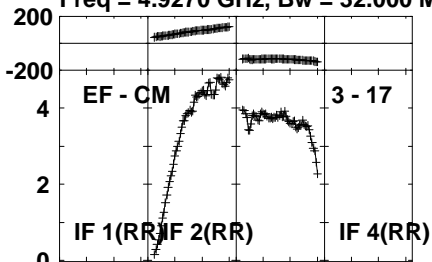
Lower frame: Micro Ampl Jy Top frame: Phas deg
Vector averaged cross-power spectrum Several baselines displayed
Timerange: 00/10:38:51 to 00/10:42:19

Plot file version 90 created 13-MAR-2023 13:41:22

0116+319 ET048B.UVDATA.1

Freq = 4.9270 GHz, Bw = 32.000 MH

No calibration applied and no bandpass applied

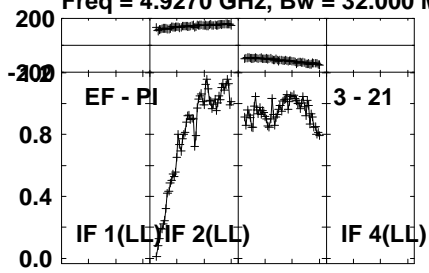


Lower frame: Milli Ampl Jy Top frame: Phas deg
Vector averaged cross-power spectrum Several baselines displayed
Timerange: 00/10:38:51 to 00/10:42:19

Plot file version 91 created 13-MAR-2023 13:41:22

0116+319 ET048B.UVDATA.1

Freq = 4.9270 GHz, Bw = 32.000 MH No calibration applied and no bandpass applied



Lower frame: Milli Ampl Jy Top frame: Phas deg

Vector averaged cross-power spectrum Several baselines displayed

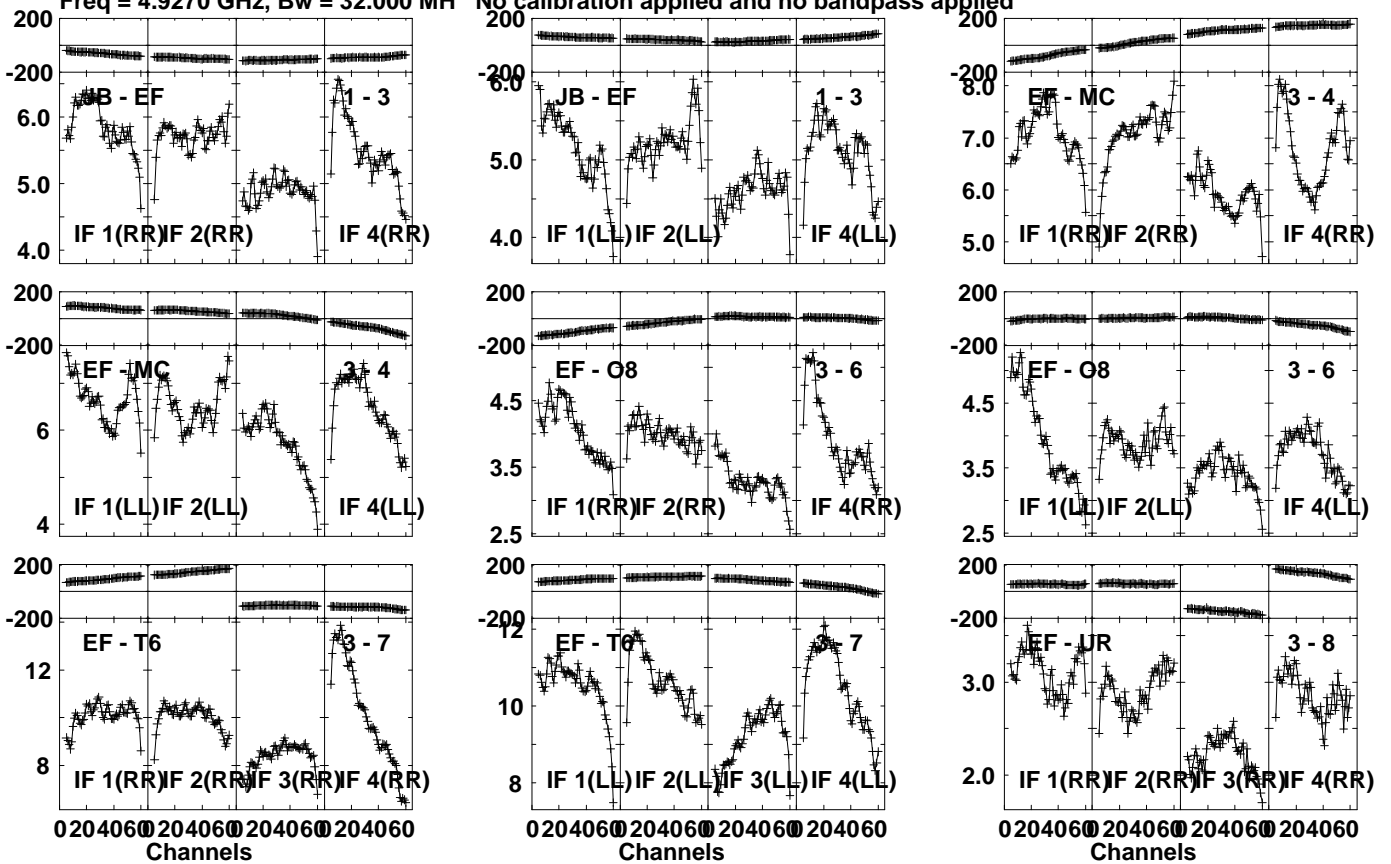
Timerange: 00/10:38:51 to 00/10:42:19

Plot file version 92 created 13-MAR-2023 13:41:22

J0112+3208 ET048B.UVDATA.1

Freq = 4.9270 GHz, Bw = 32.000 MH

No calibration applied and no bandpass applied

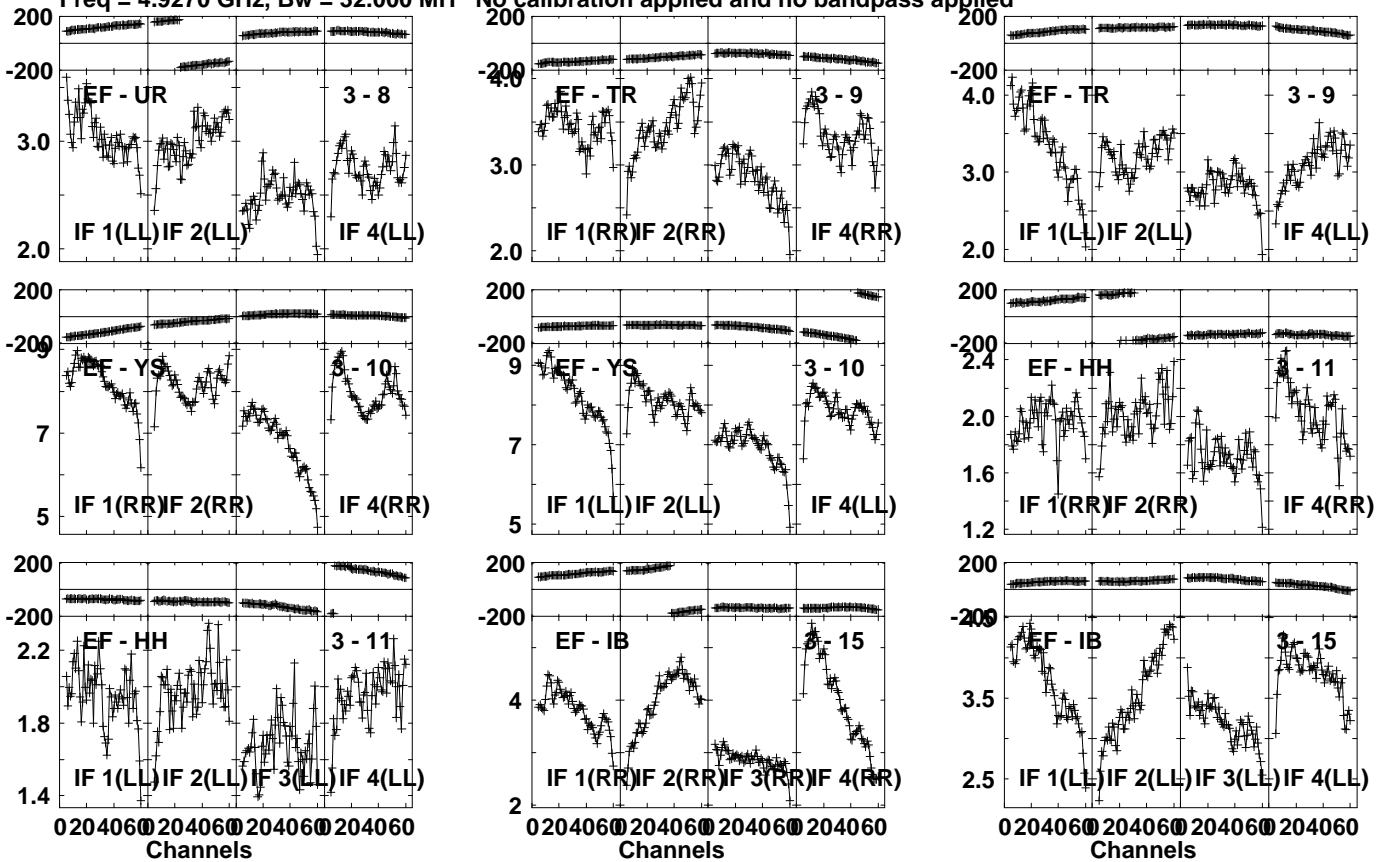


Lower frame: Milli Ampl Jy Top frame: Phas deg
Vector averaged cross-power spectrum Several baselines displayed
Timerange: 00/10:42:21 to 00/10:43:49

Plot file version 93 created 13-MAR-2023 13:41:23

J0112+3208 ET048B.UVDATA.1

Freq = 4.9270 GHz, Bw = 32.000 MH No calibration applied and no bandpass applied



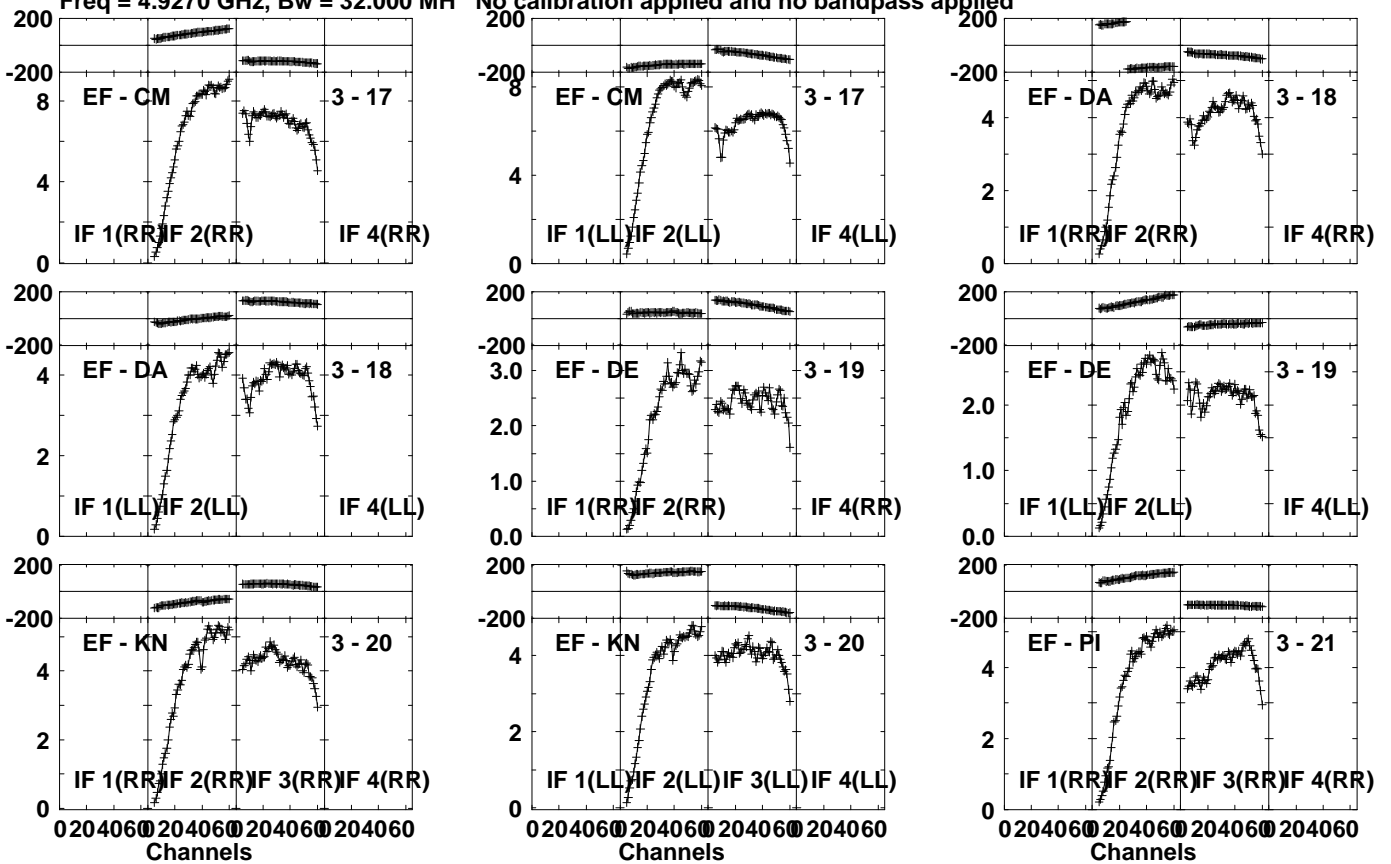
Lower frame: Milli Ampl Jy Top frame: Phas deg
Vector averaged cross-power spectrum Several baselines displayed
Timerange: 00/10:42:21 to 00/10:43:49

Plot file version 94 created 13-MAR-2023 13:41:23

J0112+3208 ET048B.UVDATA.1

Freq = 4.9270 GHz, Bw = 32.000 MH

No calibration applied and no bandpass applied

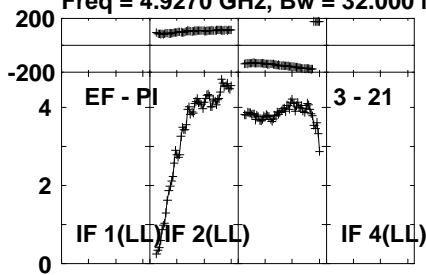


Lower frame: Milli Ampl Jy Top frame: Phas deg
Vector averaged cross-power spectrum Several baselines displayed
Timerange: 00/10:42:21 to 00/10:43:49

Plot file version 95 created 13-MAR-2023 13:41:23

J0112+3208 ET048B.UVDATA.1

Freq = 4.9270 GHz, Bw = 32.000 MH No calibration applied and no bandpass applied



Lower frame: Milli Ampl Jy Top frame: Phas deg

Vector averaged cross-power spectrum Several baselines displayed

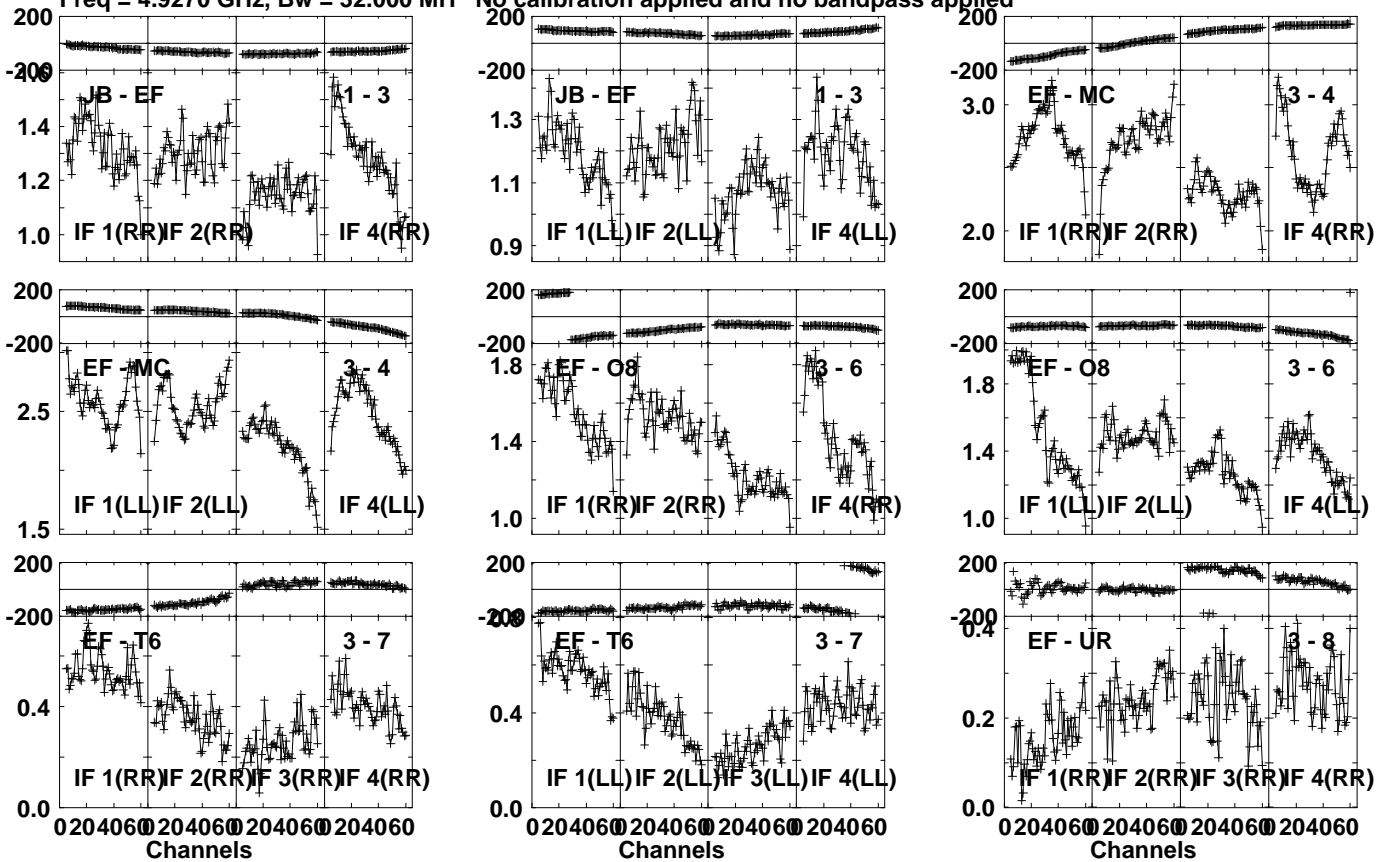
Timerange: 00/10:42:21 to 00/10:43:49

Plot file version 96 created 13-MAR-2023 13:41:23

0116+319 ET048B.UVDATA.1

Freq = 4.9270 GHz, Bw = 32.000 MH

No calibration applied and no bandpass applied



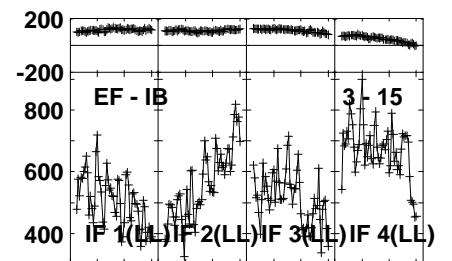
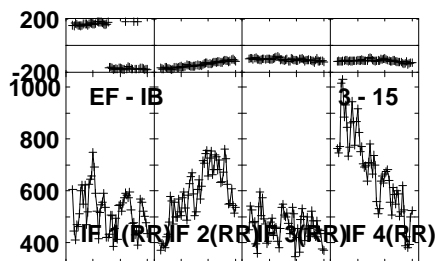
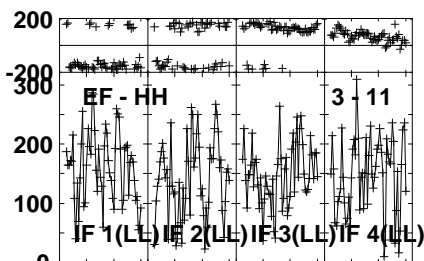
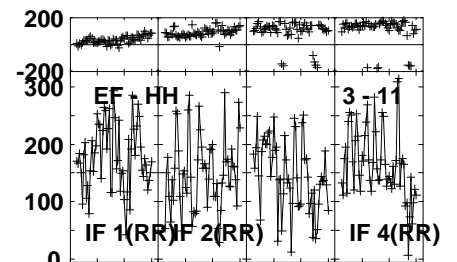
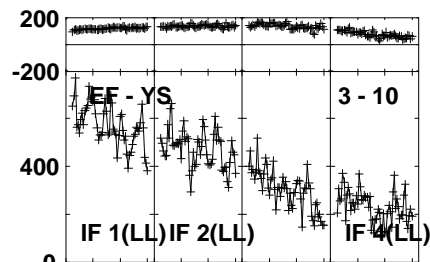
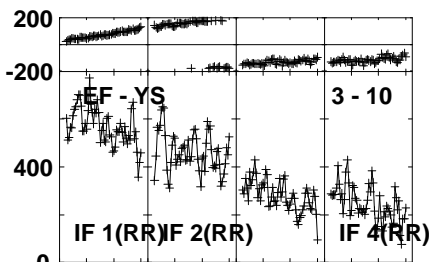
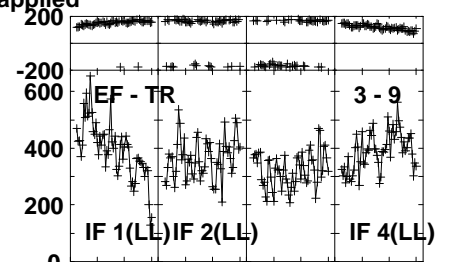
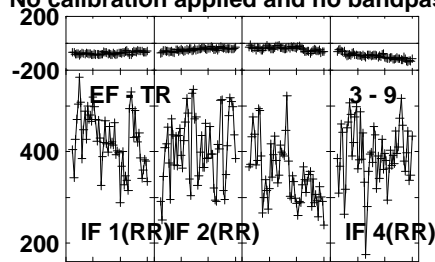
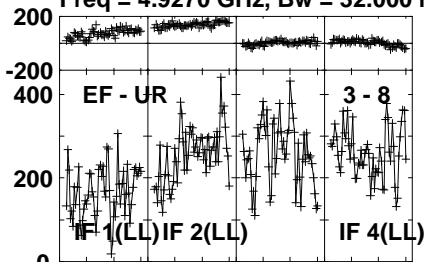
Lower frame: Milli Ampl Jy Top frame: Phas deg
Vector averaged cross-power spectrum Several baselines displayed
Timerange: 00/10:43:51 to 00/10:47:19

Plot file version 97 created 13-MAR-2023 13:41:23

0116+319 ET048B.UVDATA.1

Freq = 4.9270 GHz, Bw = 32.000 MH

No calibration applied and no bandpass applied



0204060 0204060 0204060 0204060
Channels

0204060 0204060 0204060 0204060
Channels

0204060 0204060 0204060 0204060
Channels

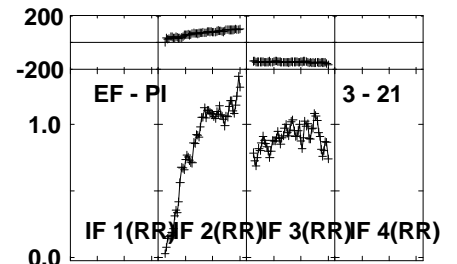
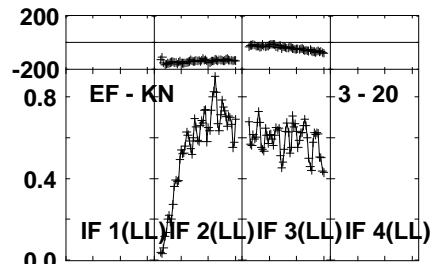
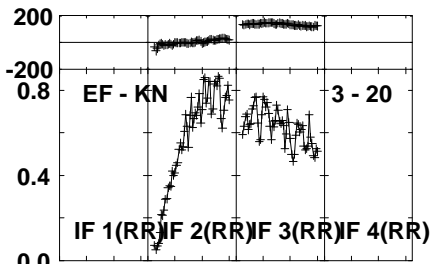
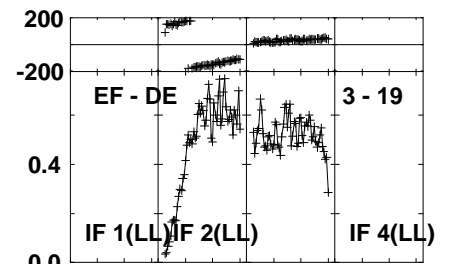
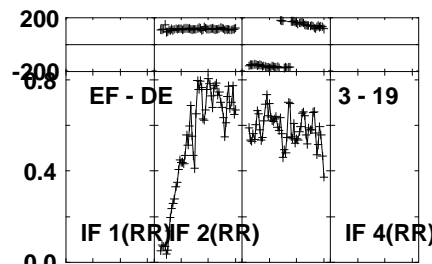
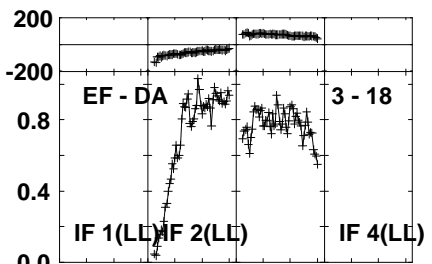
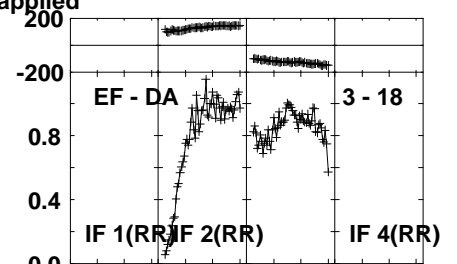
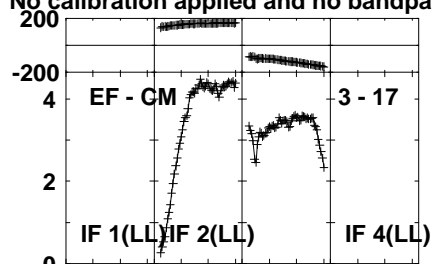
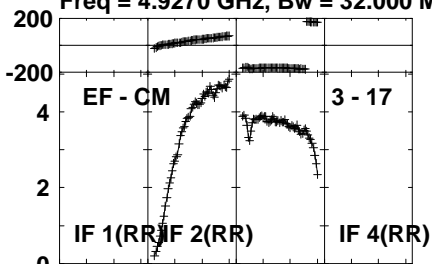
Lower frame: Micro Ampl Jy Top frame: Phas deg
Vector averaged cross-power spectrum Several baselines displayed
Timerange: 00/10:43:51 to 00/10:47:19

Plot file version 98 created 13-MAR-2023 13:41:24

0116+319 ET048B.UVDATA.1

Freq = 4.9270 GHz, Bw = 32.000 MH

No calibration applied and no bandpass applied

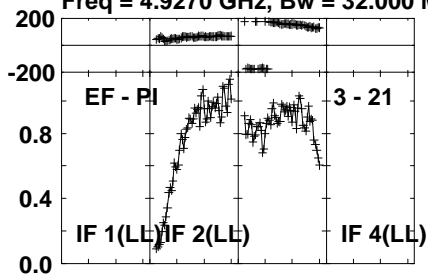


Lower frame: Milli Ampl Jy Top frame: Phas deg
Vector averaged cross-power spectrum Several baselines displayed
Timerange: 00/10:43:51 to 00/10:47:19

Plot file version 99 created 13-MAR-2023 13:41:24

0116+319 ET048B.UVDATA.1

Freq = 4.9270 GHz, Bw = 32.000 MH No calibration applied and no bandpass applied



Lower frame: Milli Ampl Jy Top frame: Phas deg

Vector averaged cross-power spectrum Several baselines displayed

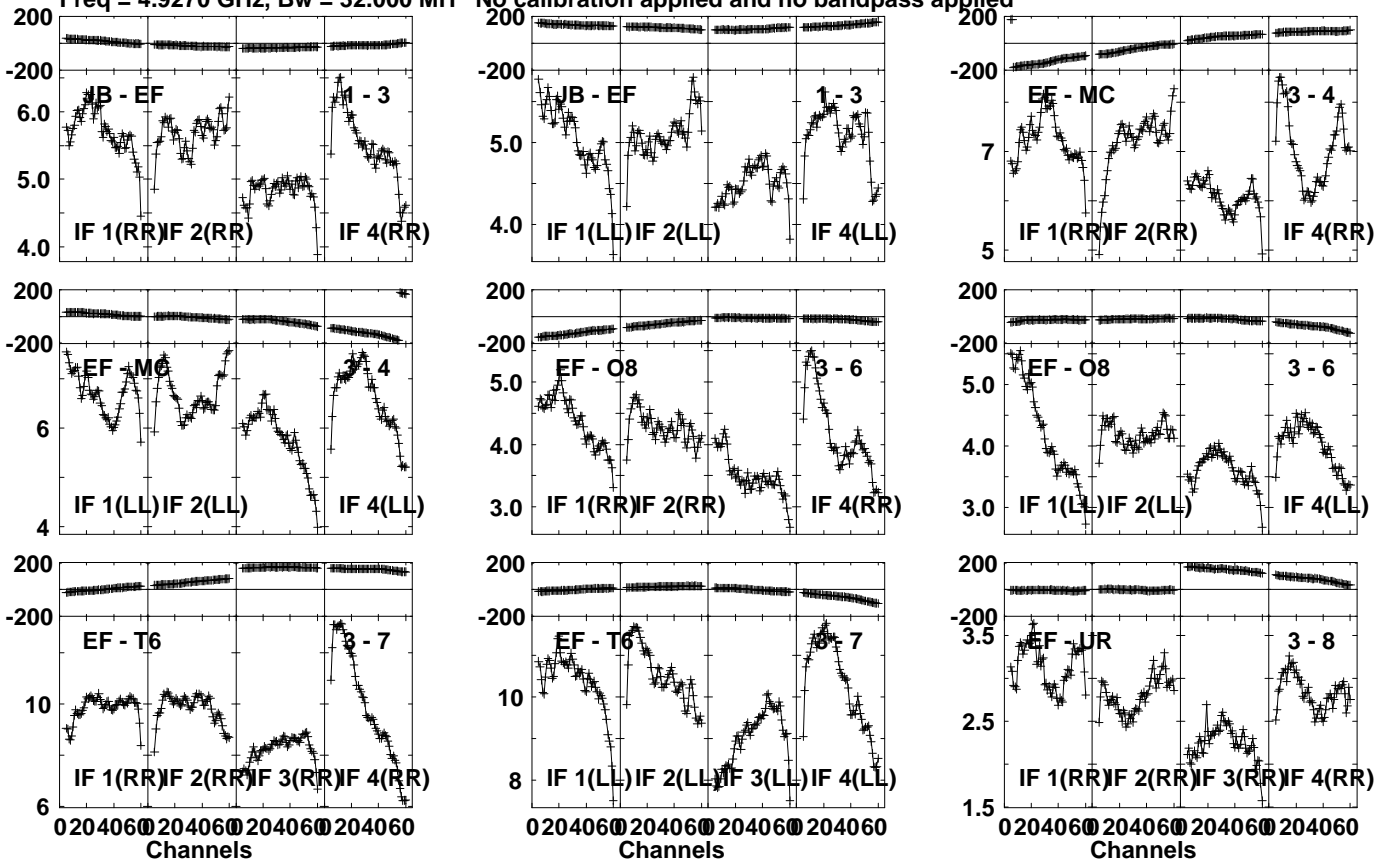
Timerange: 00/10:43:51 to 00/10:47:19

Plot file version 100 created 13-MAR-2023 13:41:24

J0112+3208 ET048B.UVDATA.1

Freq = 4.9270 GHz, Bw = 32.000 MH

No calibration applied and no bandpass applied



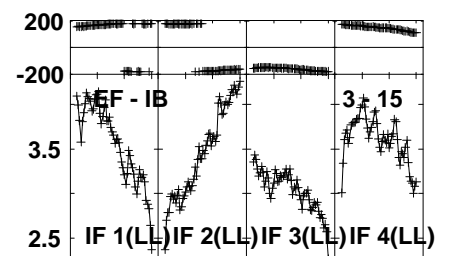
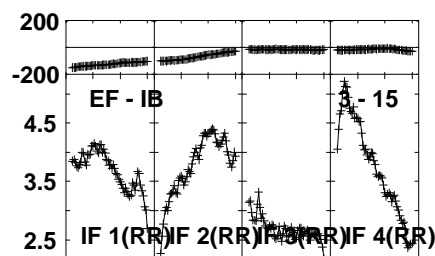
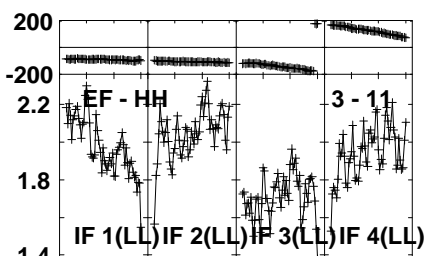
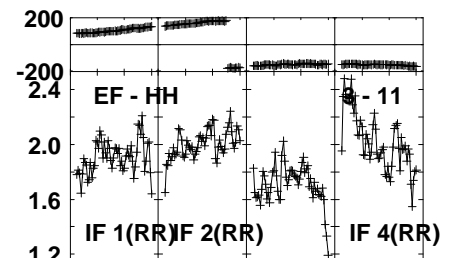
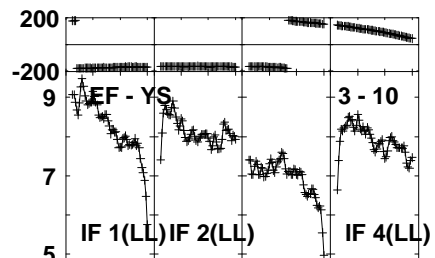
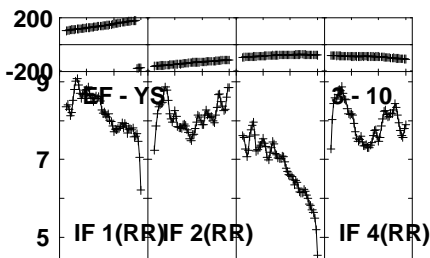
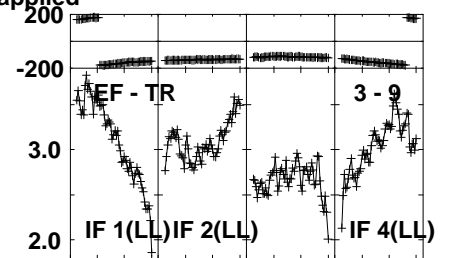
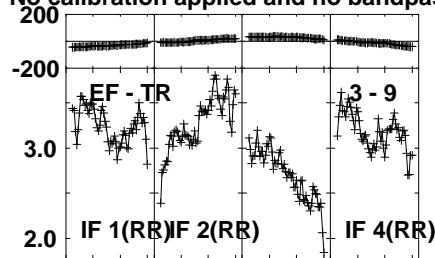
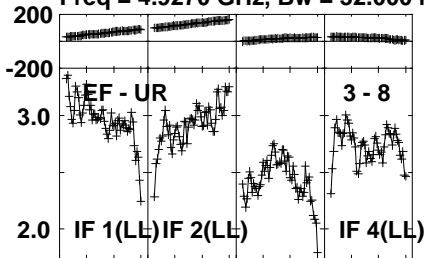
Lower frame: Milli Ampl Jy Top frame: Phas deg
Vector averaged cross-power spectrum Several baselines displayed
Timerange: 00/10:48:01 to 00/10:49:29

Plot file version 101 created 13-MAR-2023 13:41:24

J0112+3208 ET048B.UVDATA.1

Freq = 4.9270 GHz, Bw = 32.000 MH

No calibration applied and no bandpass applied



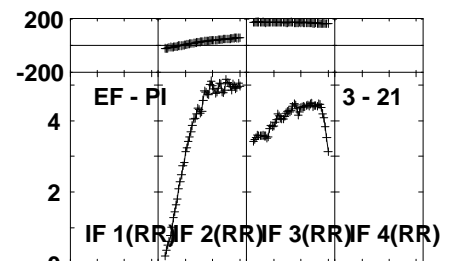
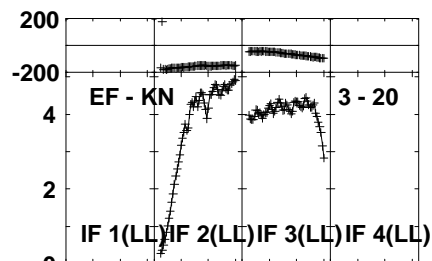
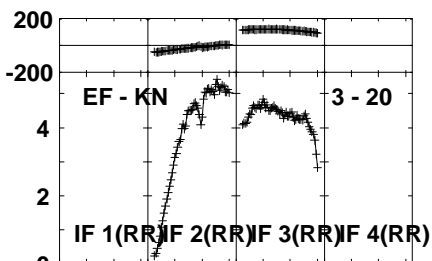
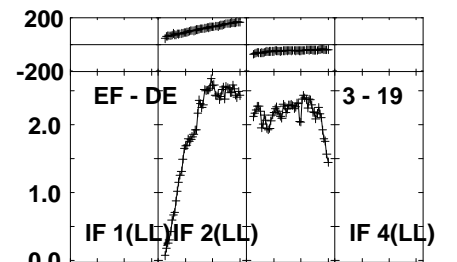
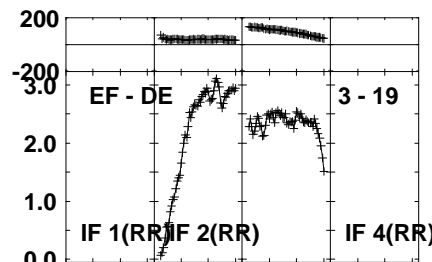
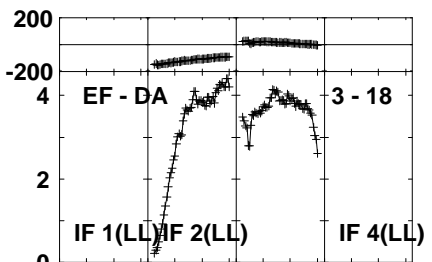
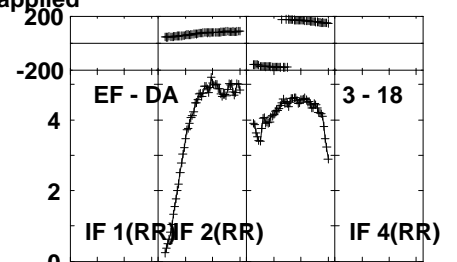
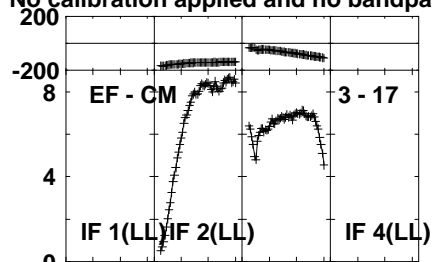
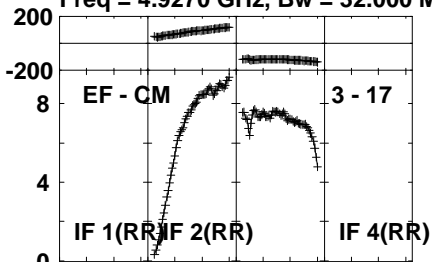
Lower frame: Milli Ampl Jy Top frame: Phas deg
Vector averaged cross-power spectrum Several baselines displayed
Timerange: 00/10:48:01 to 00/10:49:29

Plot file version 102 created 13-MAR-2023 13:41:24

J0112+3208 ET048B.UVDATA.1

Freq = 4.9270 GHz, Bw = 32.000 MH

No calibration applied and no bandpass applied



Lower frame: Milli Ampl Jy Top frame: Phas deg

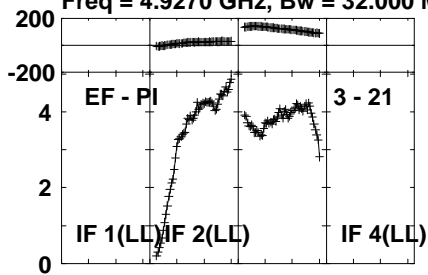
Vector averaged cross-power spectrum Several baselines displayed

Timerange: 00/10:48:01 to 00/10:49:29

Plot file version 103 created 13-MAR-2023 13:41:24

J0112+3208 ET048B.UVDATA.1

Freq = 4.9270 GHz, Bw = 32.000 MH No calibration applied and no bandpass applied



Lower frame: Milli Ampl Jy Top frame: Phas deg

Vector averaged cross-power spectrum Several baselines displayed

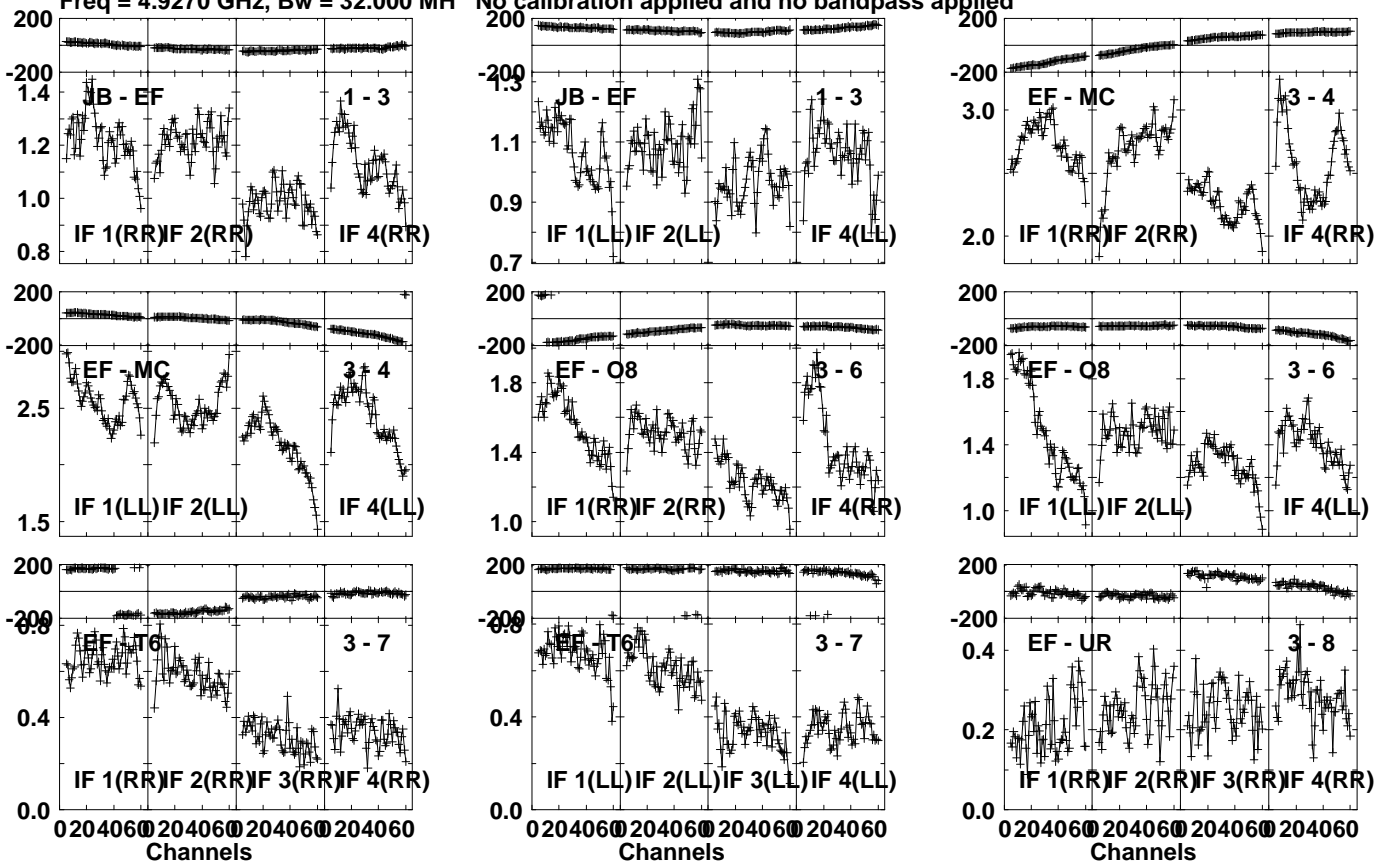
Timerange: 00/10:48:01 to 00/10:49:29

Plot file version 104 created 13-MAR-2023 13:41:24

0116+319 ET048B.UVDATA.1

Freq = 4.9270 GHz, Bw = 32.000 MH

No calibration applied and no bandpass applied



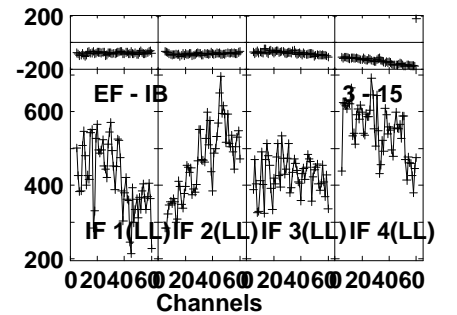
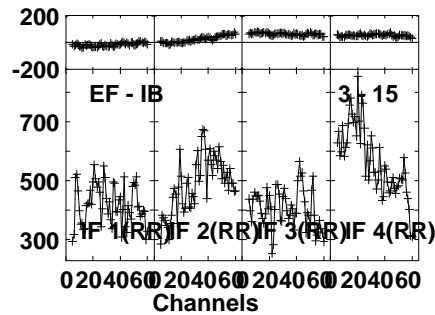
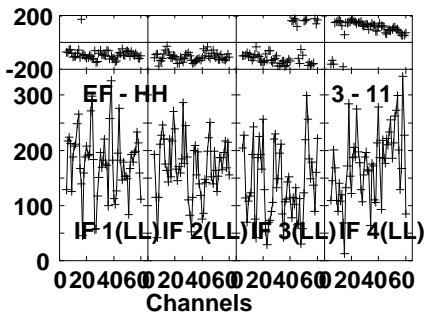
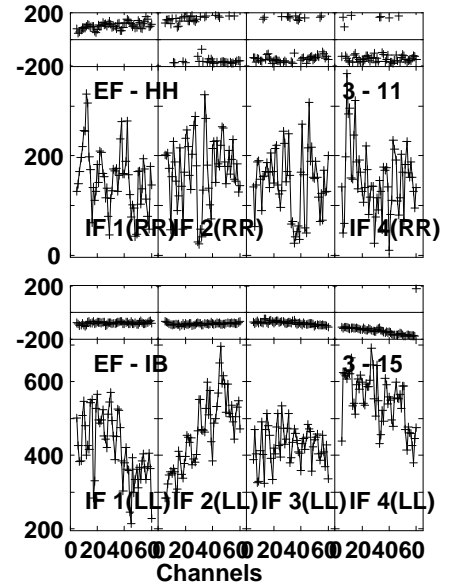
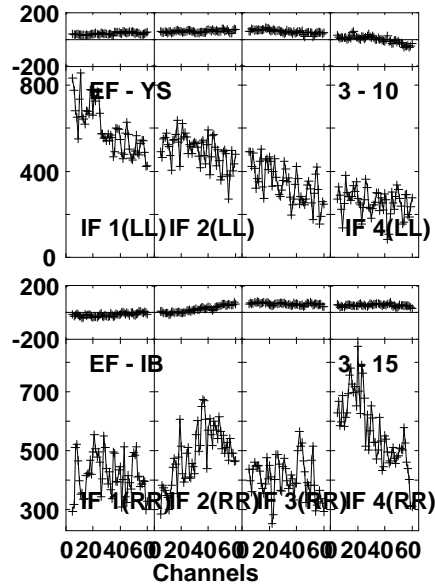
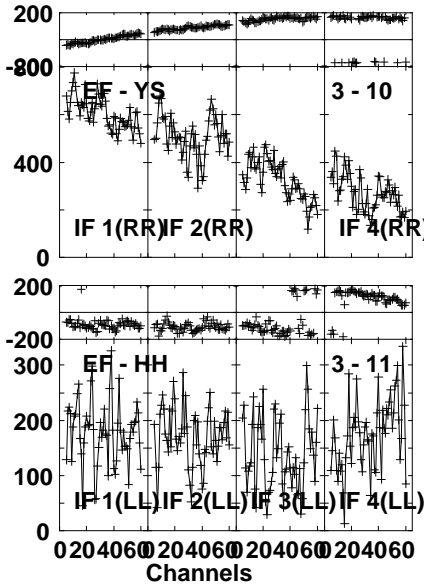
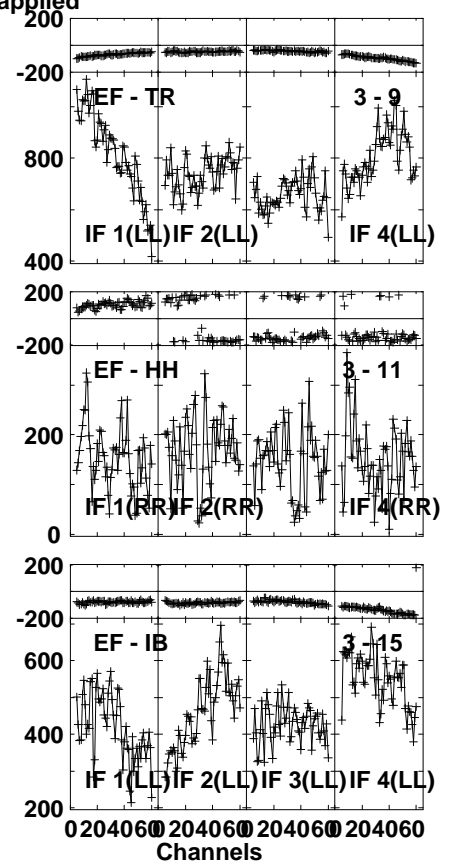
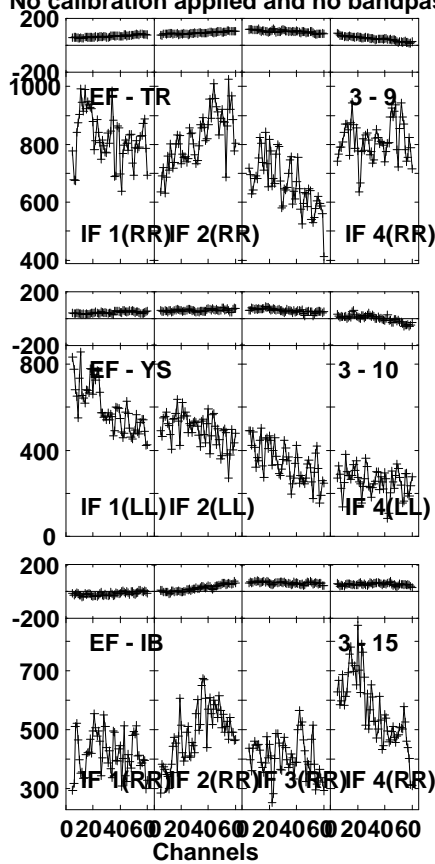
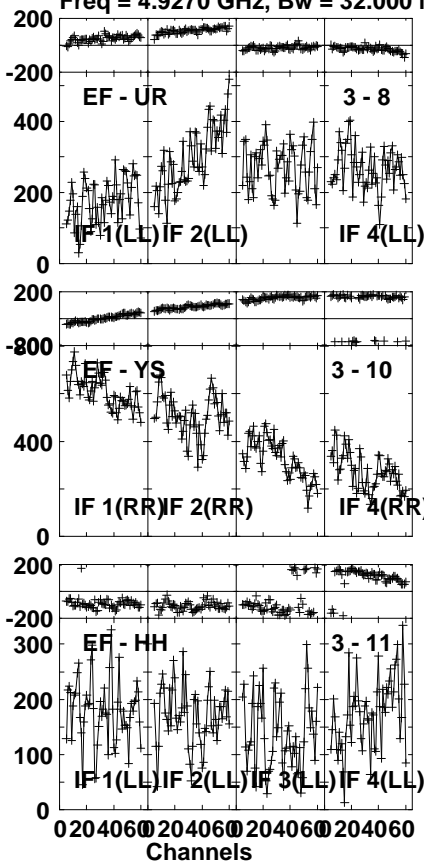
Lower frame: Milli Ampl Jy Top frame: Phas deg
Vector averaged cross-power spectrum Several baselines displayed
Timerange: 00/10:49:31 to 00/10:52:59

Plot file version 105 created 13-MAR-2023 13:41:24

0116+319 ET048B.UVDATA.1

Freq = 4.9270 GHz, Bw = 32.000 MH

No calibration applied and no bandpass applied



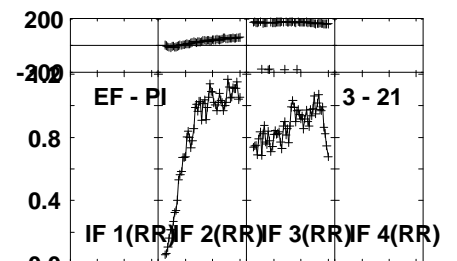
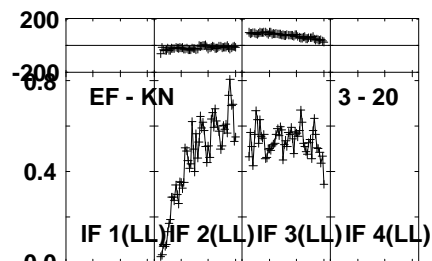
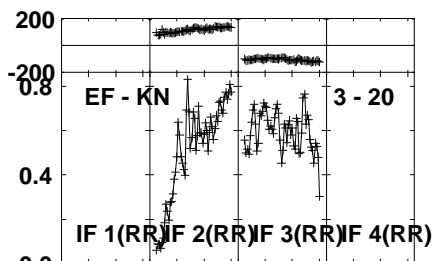
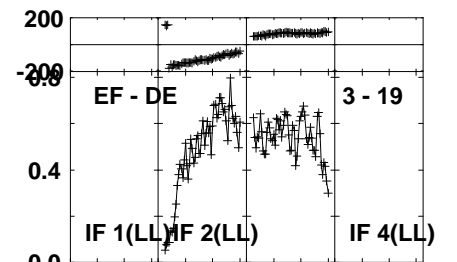
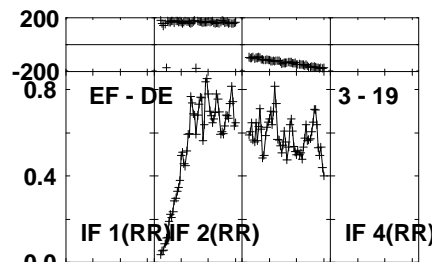
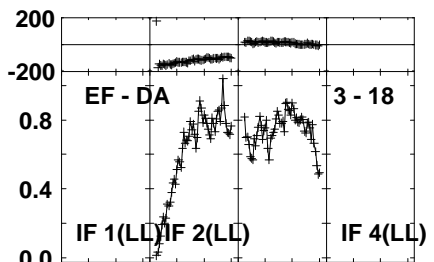
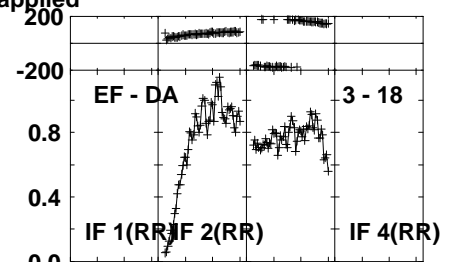
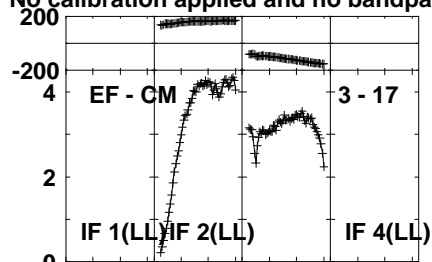
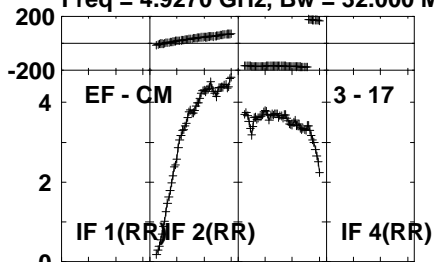
Lower frame: Micro Ampl Jy Top frame: Phas deg
Vector averaged cross-power spectrum Several baselines displayed
Timerange: 00/10:49:31 to 00/10:52:59

Plot file version 106 created 13-MAR-2023 13:41:25

0116+319 ET048B.UVDATA.1

Freq = 4.9270 GHz, Bw = 32.000 MH

No calibration applied and no bandpass applied

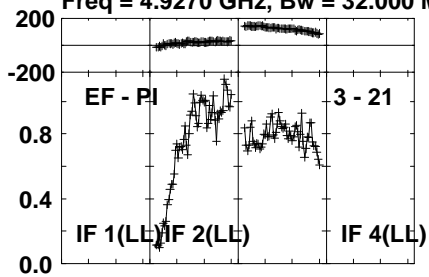


Lower frame: Milli Ampl Jy Top frame: Phas deg
Vector averaged cross-power spectrum Several baselines displayed
Timerange: 00/10:49:31 to 00/10:52:59

Plot file version 107 created 13-MAR-2023 13:41:25

0116+319 ET048B.UVDATA.1

Freq = 4.9270 GHz, Bw = 32.000 MH No calibration applied and no bandpass applied



Lower frame: Milli Ampl Jy Top frame: Phas deg

Vector averaged cross-power spectrum Several baselines displayed

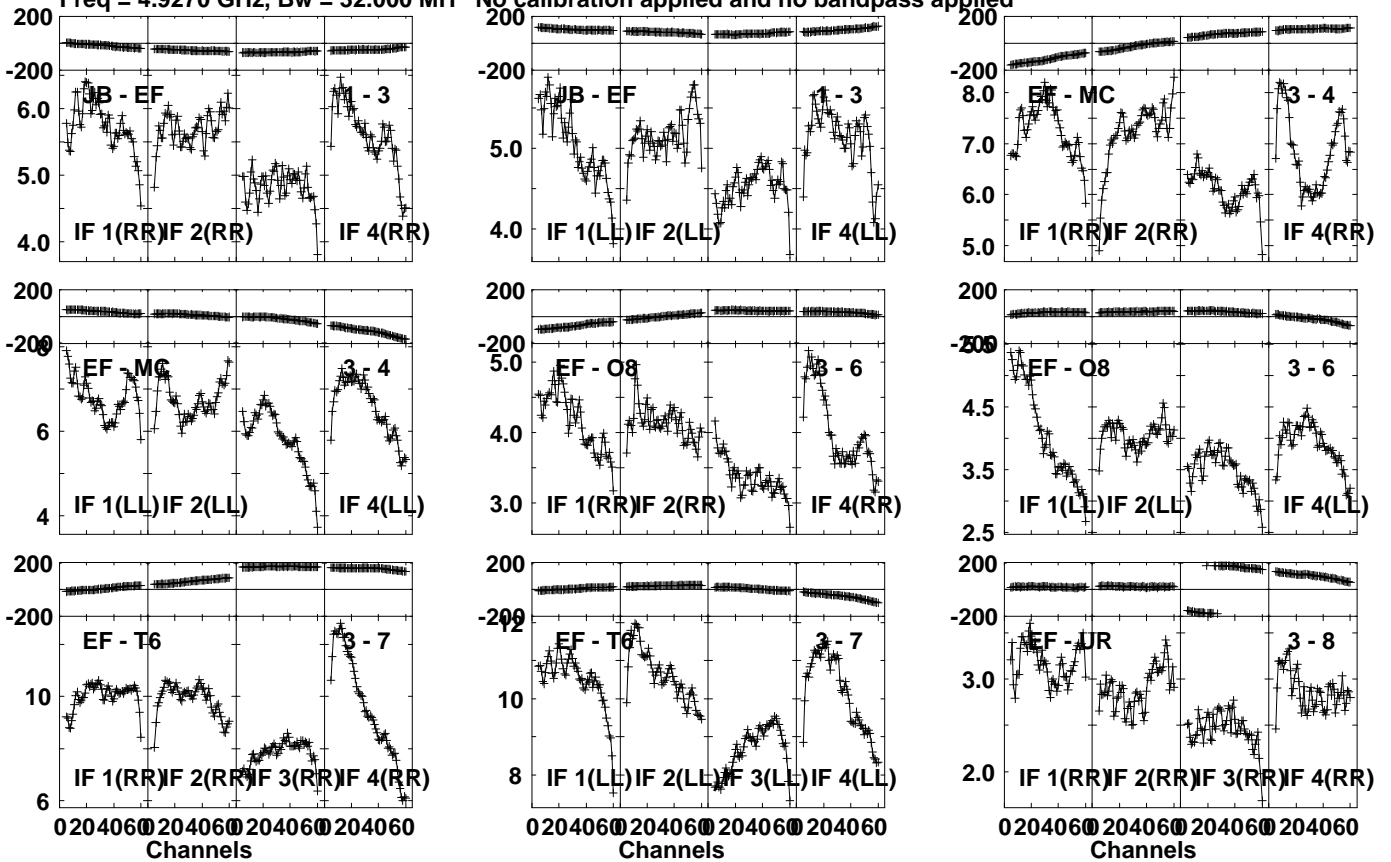
Timerange: 00/10:49:31 to 00/10:52:59

Plot file version 108 created 13-MAR-2023 13:41:25

J0112+3208 ET048B.UVDATA.1

Freq = 4.9270 GHz, Bw = 32.000 MH

No calibration applied and no bandpass applied



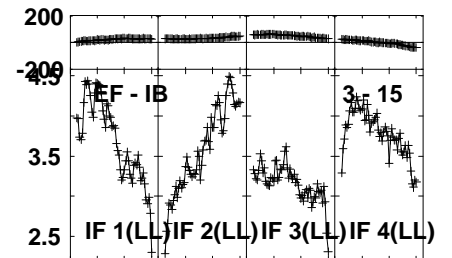
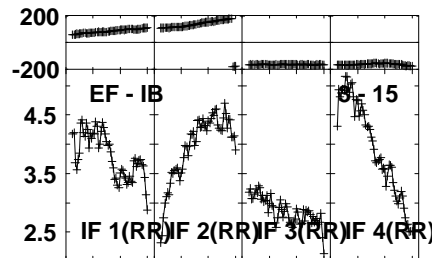
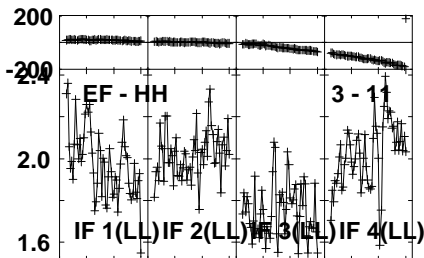
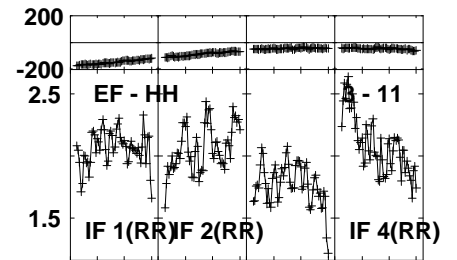
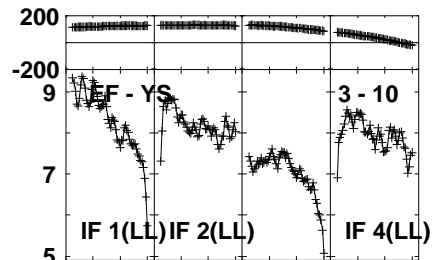
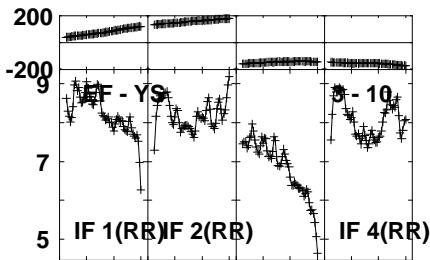
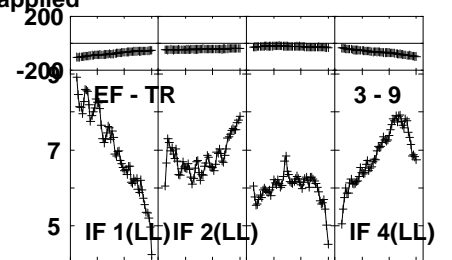
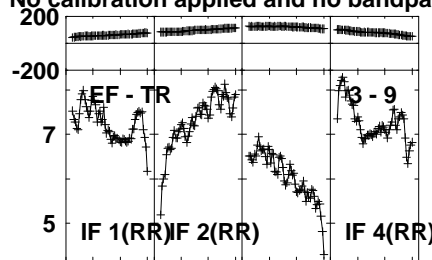
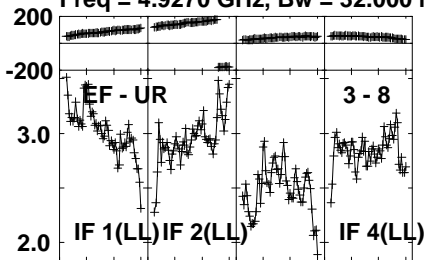
Lower frame: Milli Ampl Jy Top frame: Phas deg
Vector averaged cross-power spectrum Several baselines displayed
Timerange: 00/10:53:01 to 00/10:54:29

Plot file version 109 created 13-MAR-2023 13:41:25

J0112+3208 ET048B.UVDATA.1

Freq = 4.9270 GHz, Bw = 32.000 MH

No calibration applied and no bandpass applied



0204060 204060 204060 204060
Channels

0204060 204060 204060 204060
Channels

0204060 204060 204060 204060
Channels

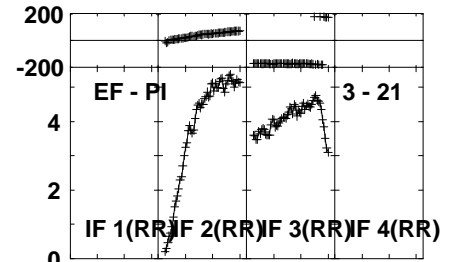
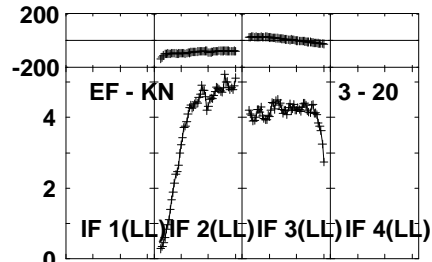
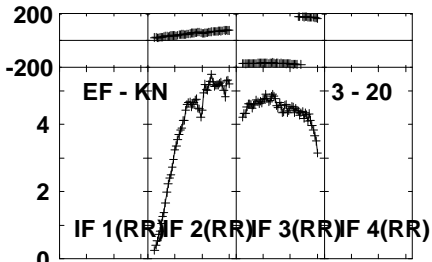
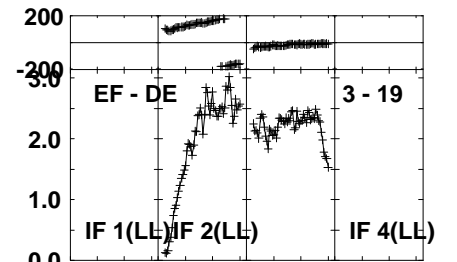
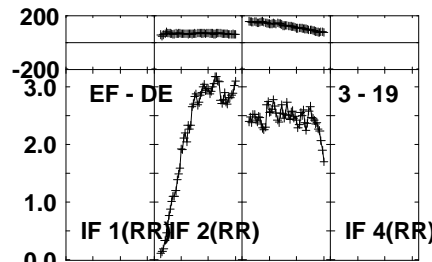
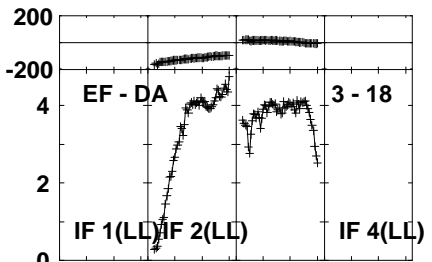
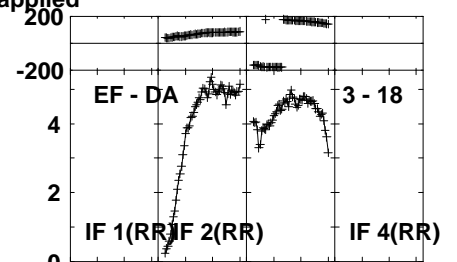
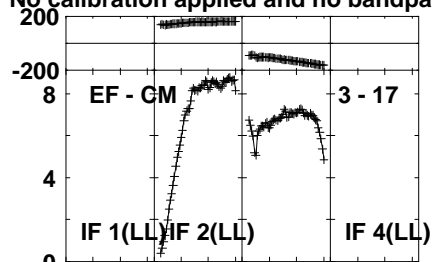
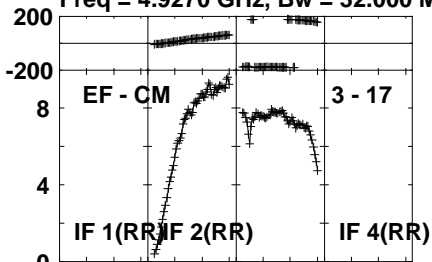
Lower frame: Milli Ampl Jy Top frame: Phas deg
Vector averaged cross-power spectrum Several baselines displayed
Timerange: 00/10:53:01 to 00/10:54:29

Plot file version 110 created 13-MAR-2023 13:41:25

J0112+3208 ET048B.UVDATA.1

Freq = 4.9270 GHz, Bw = 32.000 MH

No calibration applied and no bandpass applied

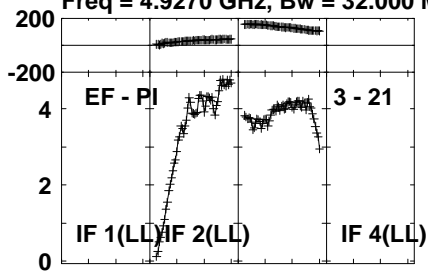


Lower frame: Milli Ampl Jy Top frame: Phas deg
Vector averaged cross-power spectrum Several baselines displayed
Timerange: 00/10:53:01 to 00/10:54:29

Plot file version 111 created 13-MAR-2023 13:41:25

J0112+3208 ET048B.UVDATA.1

Freq = 4.9270 GHz, Bw = 32.000 MH No calibration applied and no bandpass applied



Lower frame: Milli Ampl Jy Top frame: Phas deg

Vector averaged cross-power spectrum Several baselines displayed

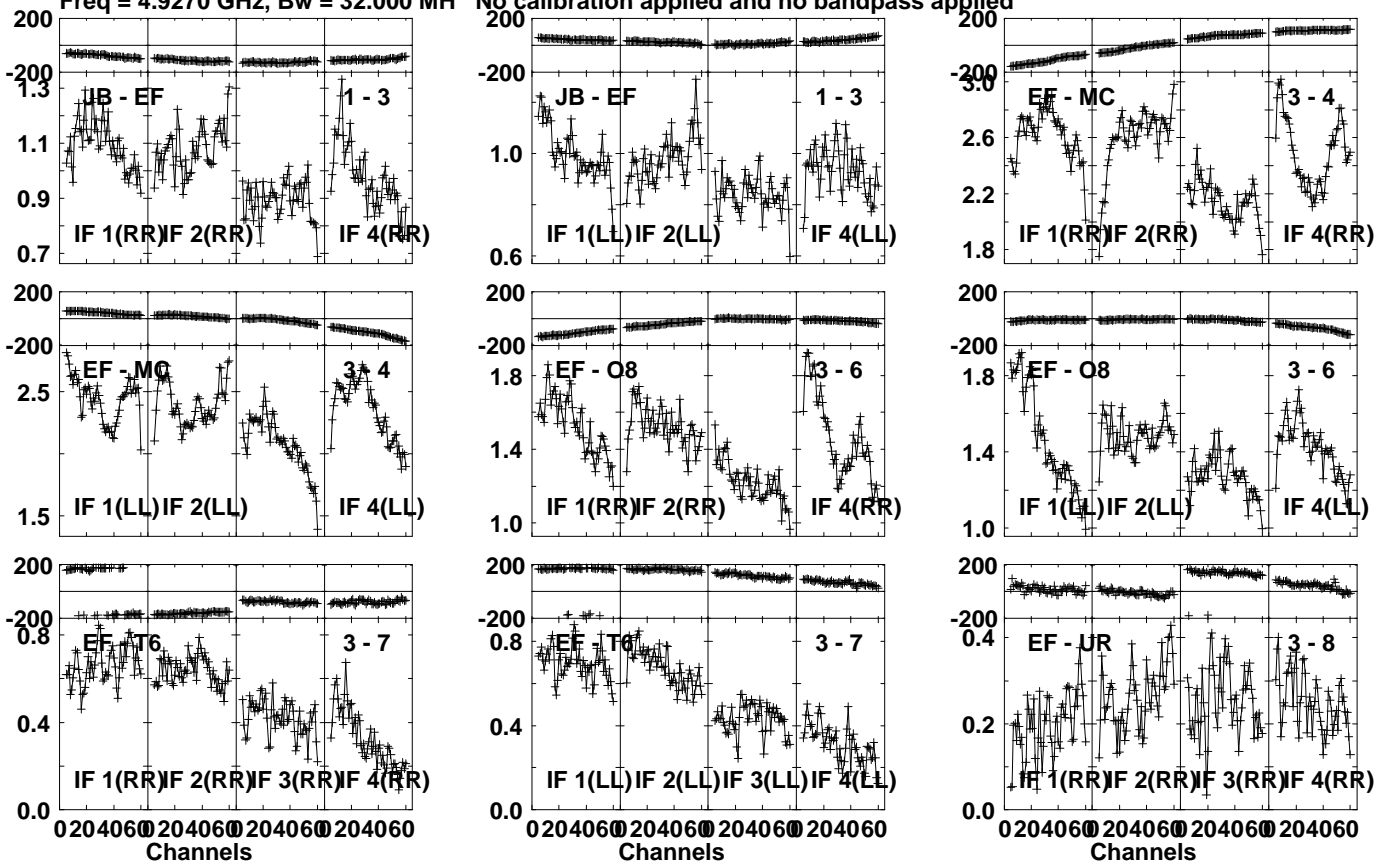
Timerange: 00/10:53:01 to 00/10:54:29

Plot file version 112 created 13-MAR-2023 13:41:25

0116+319 ET048B.UVDATA.1

Freq = 4.9270 GHz, Bw = 32.000 MH

No calibration applied and no bandpass applied



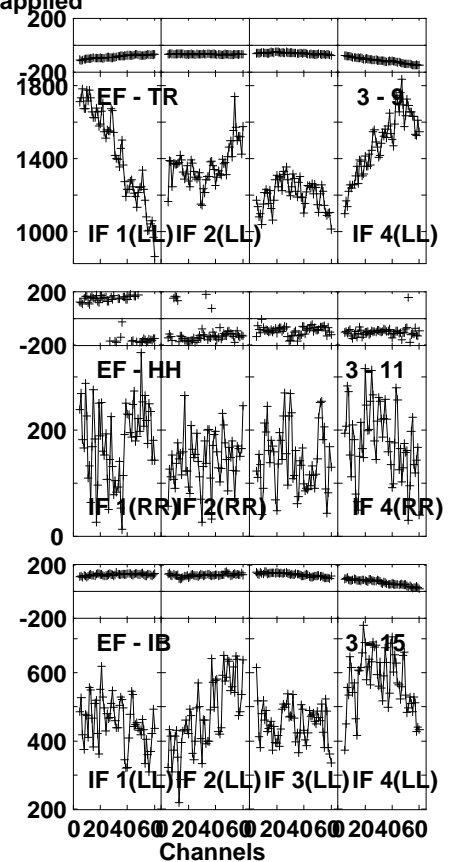
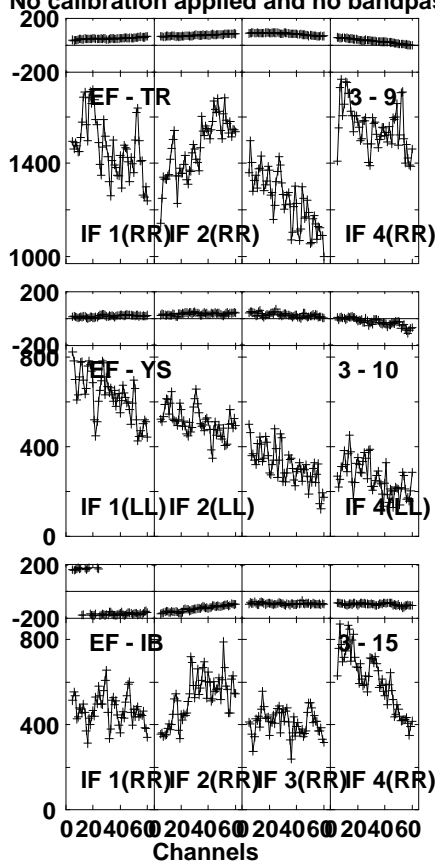
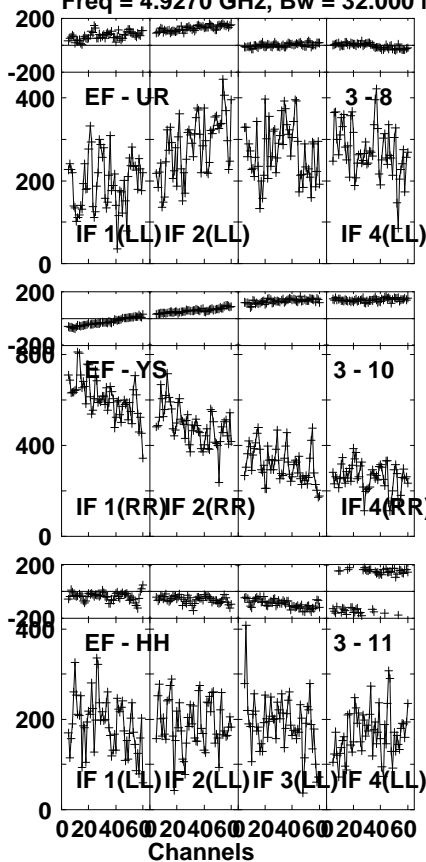
Lower frame: Milli Ampl Jy Top frame: Phas deg
Vector averaged cross-power spectrum Several baselines displayed
Timerange: 00/10:54:31 to 00/10:57:59

Plot file version 113 created 13-MAR-2023 13:41:26

0116+319 ET048B.UVDATA.1

Freq = 4.9270 GHz, Bw = 32.000 MH

No calibration applied and no bandpass applied



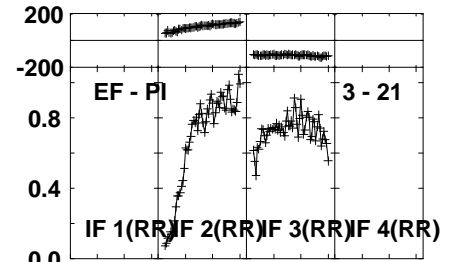
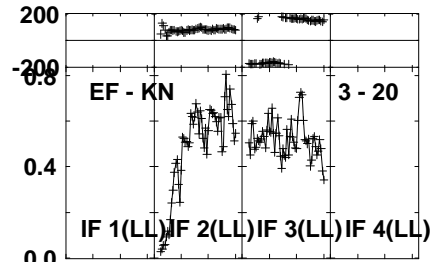
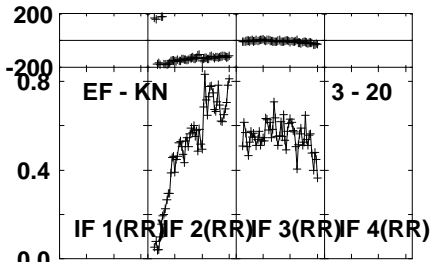
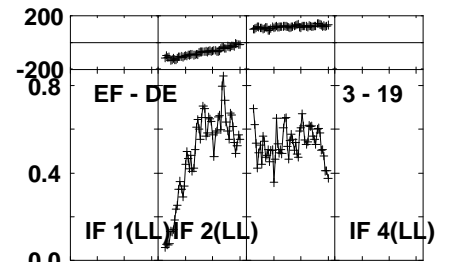
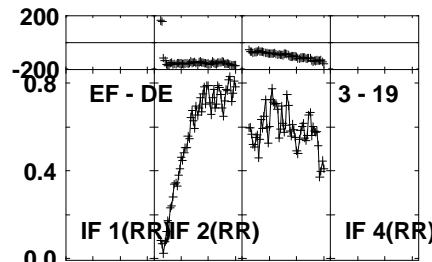
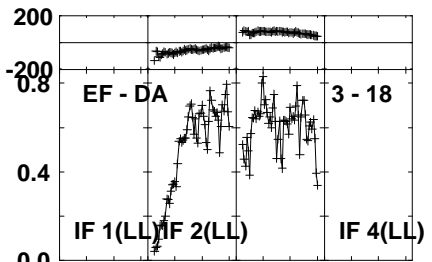
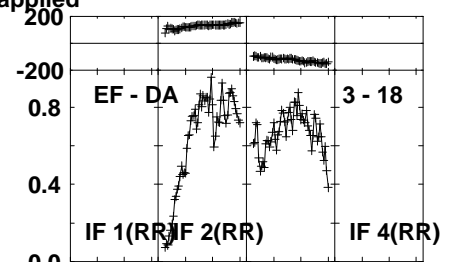
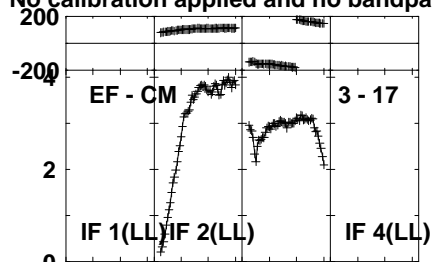
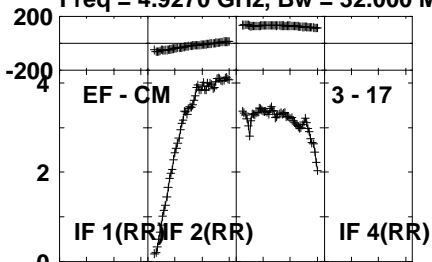
Lower frame: Micro Ampl Jy Top frame: Phas deg
Vector averaged cross-power spectrum Several baselines displayed
Timerange: 00/10:54:31 to 00/10:57:59

Plot file version 114 created 13-MAR-2023 13:41:26

0116+319 ET048B.UVDATA.1

Freq = 4.9270 GHz, Bw = 32.000 MH

No calibration applied and no bandpass applied



Lower frame: Milli Ampl Jy Top frame: Phas deg

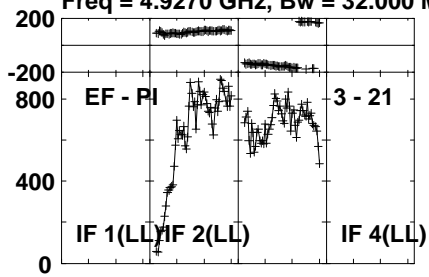
Vector averaged cross-power spectrum Several baselines displayed

Timerange: 00/10:54:31 to 00/10:57:59

Plot file version 115 created 13-MAR-2023 13:41:26

0116+319 ET048B.UVDATA.1

Freq = 4.9270 GHz, Bw = 32.000 MH No calibration applied and no bandpass applied



Lower frame: Micro Ampl Jy Top frame: Phas deg

Vector averaged cross-power spectrum Several baselines displayed

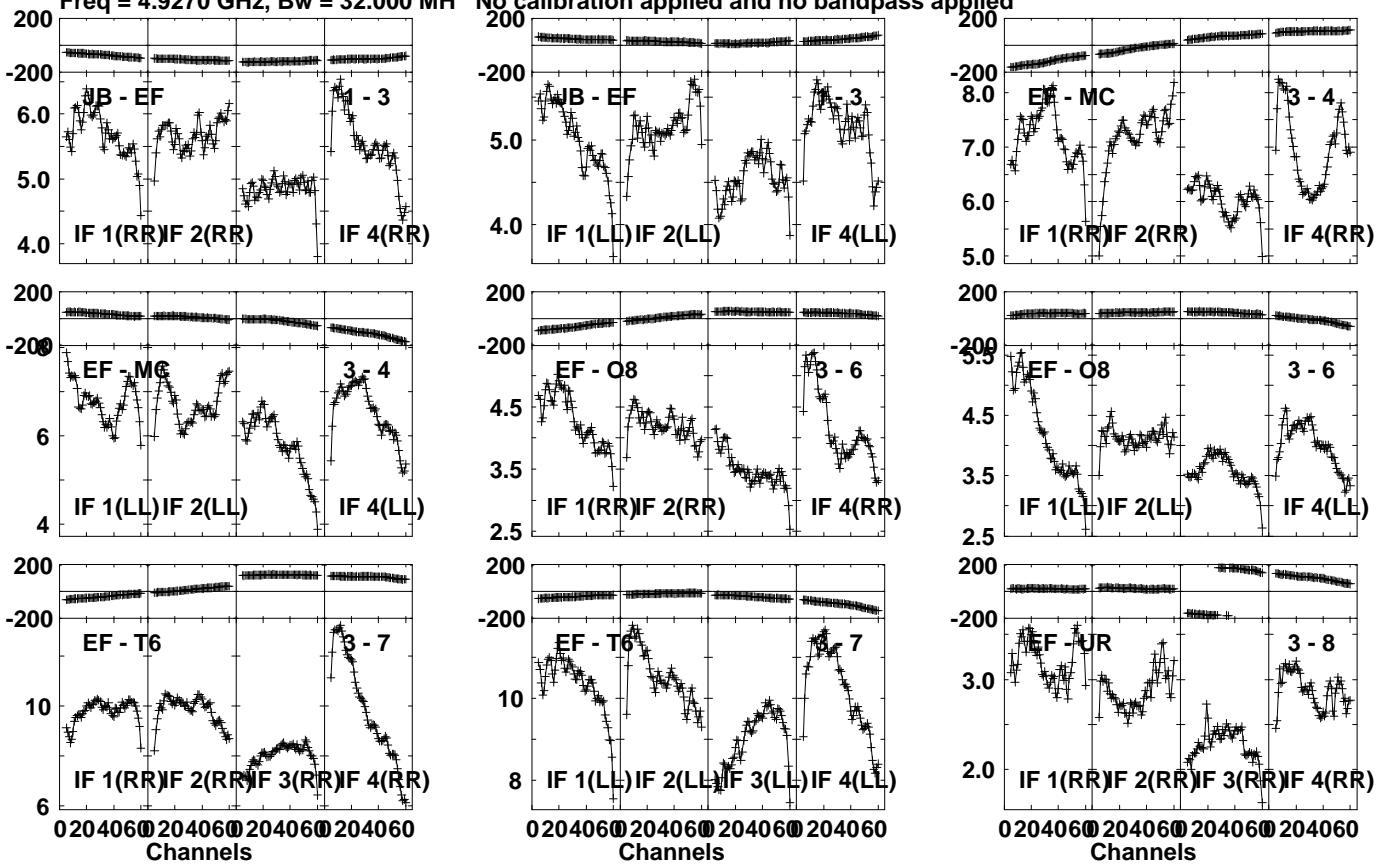
Timerange: 00/10:54:31 to 00/10:57:59

Plot file version 116 created 13-MAR-2023 13:41:26

J0112+3208 ET048B.UVDATA.1

Freq = 4.9270 GHz, Bw = 32.000 MH

No calibration applied and no bandpass applied



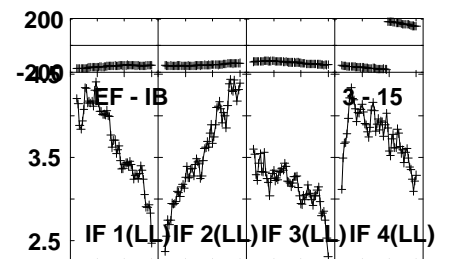
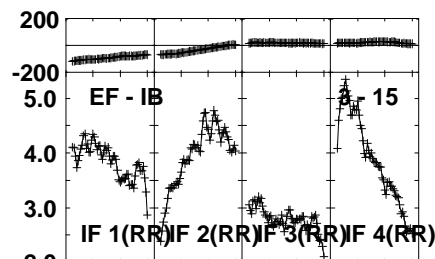
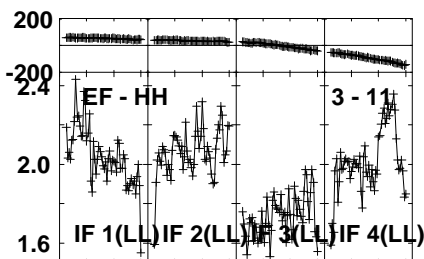
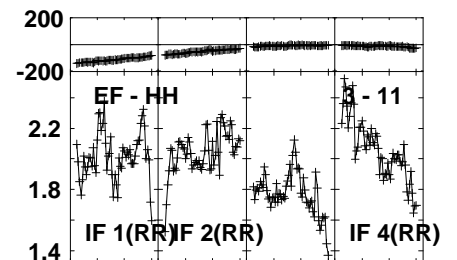
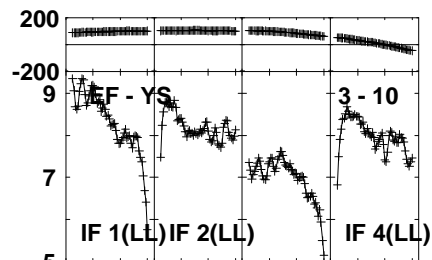
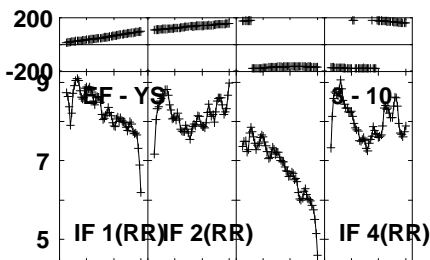
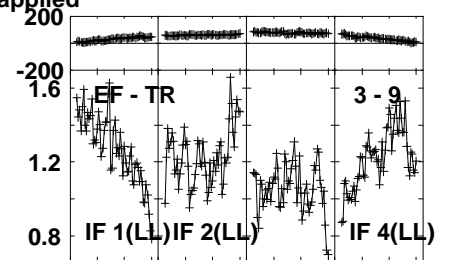
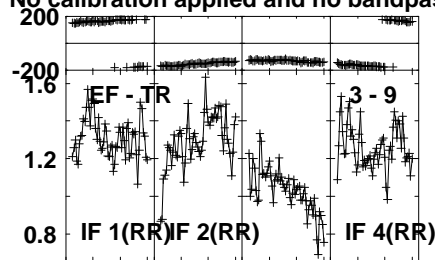
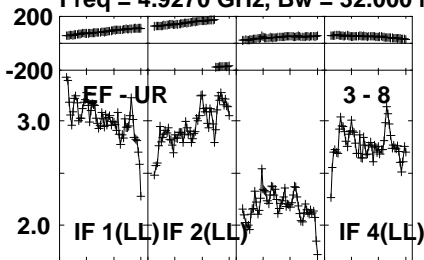
Lower frame: Milli Ampl Jy Top frame: Phas deg
 Vector averaged cross-power spectrum Several baselines displayed
 Timerange: 00/10:58:41 to 00/11:00:09

Plot file version 117 created 13-MAR-2023 13:41:26

J0112+3208 ET048B.UVDATA.1

Freq = 4.9270 GHz, Bw = 32.000 MH

No calibration applied and no bandpass applied



0204060 204060 204060 204060
Channels

0204060 204060 204060 204060
Channels

0204060 204060 204060 204060
Channels

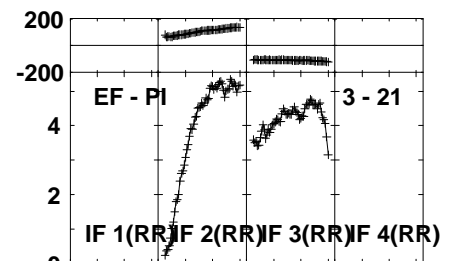
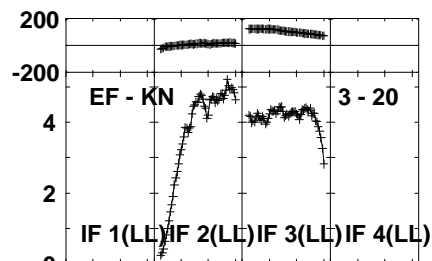
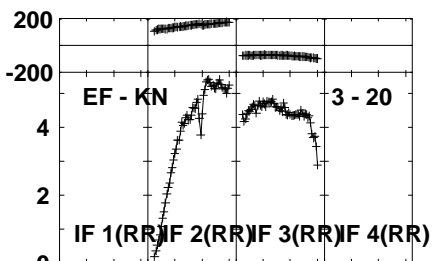
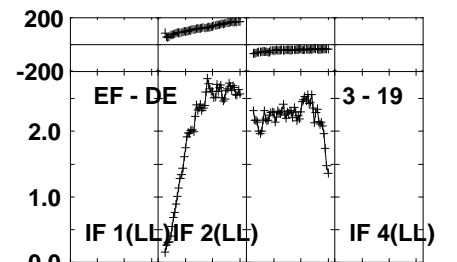
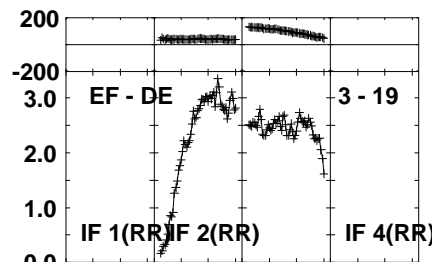
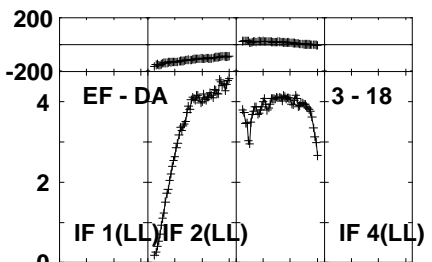
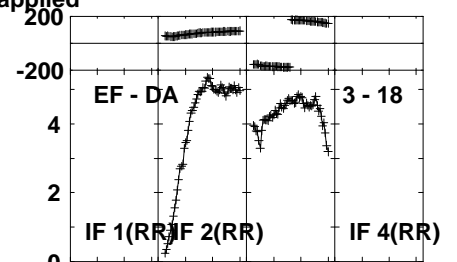
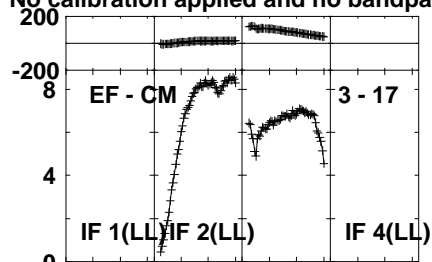
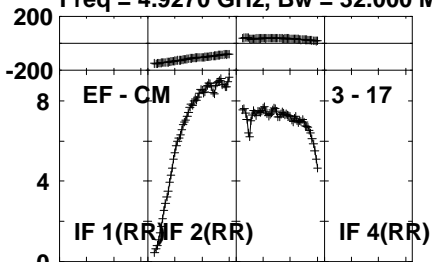
Lower frame: Milli Ampl Jy Top frame: Phas deg
Vector averaged cross-power spectrum Several baselines displayed
Timerange: 00/10:58:41 to 00/11:00:09

Plot file version 118 created 13-MAR-2023 13:41:26

J0112+3208 ET048B.UVDATA.1

Freq = 4.9270 GHz, Bw = 32.000 MH

No calibration applied and no bandpass applied



0204060 204060 204060 204060
Channels

0204060 204060 204060 204060
Channels

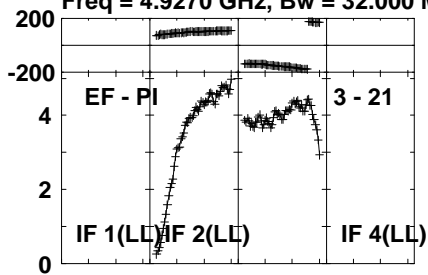
0204060 204060 204060 204060
Channels

Lower frame: Milli Ampl Jy Top frame: Phas deg
Vector averaged cross-power spectrum Several baselines displayed
Timerange: 00/10:58:41 to 00/11:00:09

Plot file version 119 created 13-MAR-2023 13:41:26

J0112+3208 ET048B.UVDATA.1

Freq = 4.9270 GHz, Bw = 32.000 MH No calibration applied and no bandpass applied



Lower frame: Milli Ampl Jy Top frame: Phas deg

Vector averaged cross-power spectrum Several baselines displayed

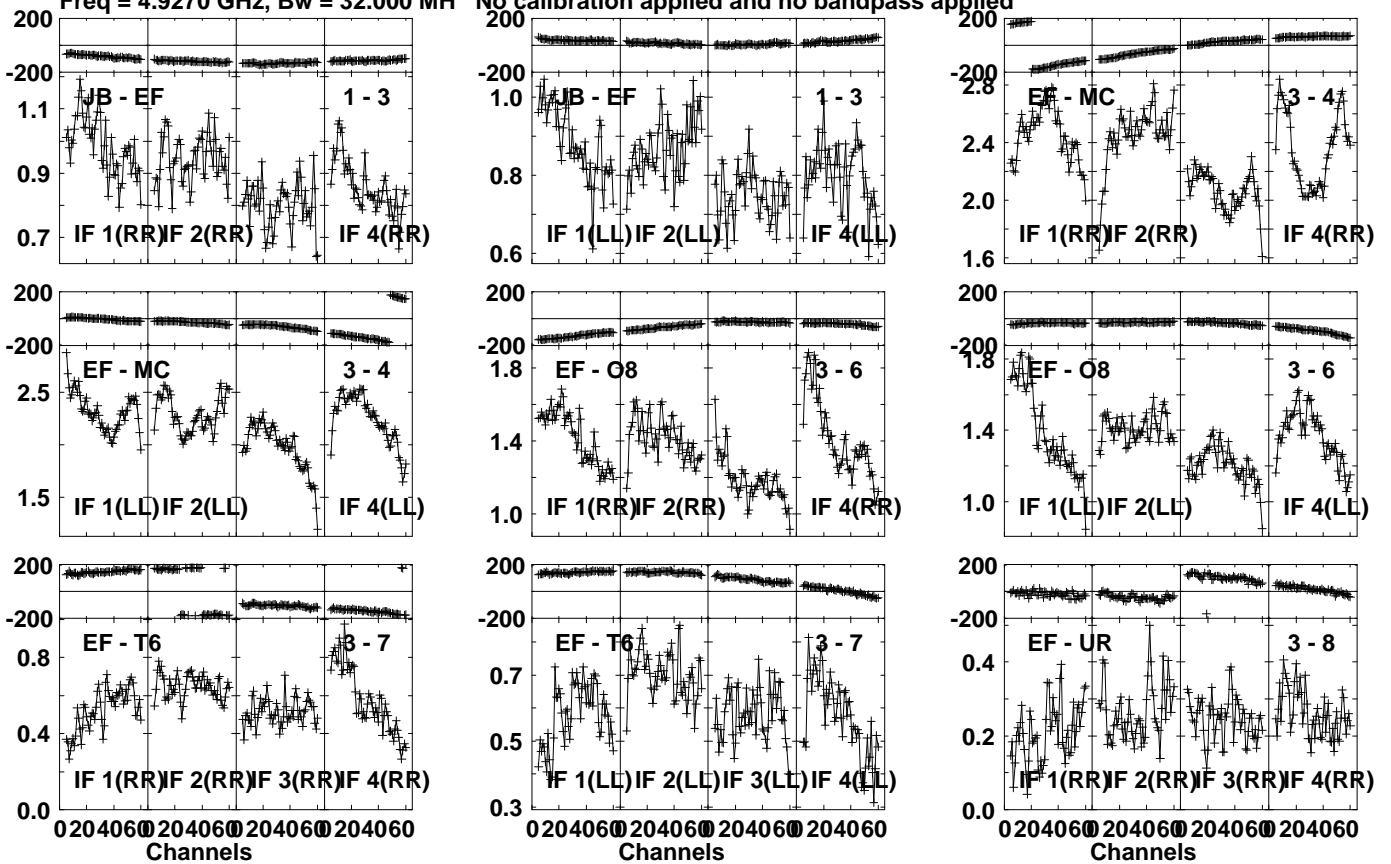
Timerange: 00/10:58:41 to 00/11:00:09

Plot file version 120 created 13-MAR-2023 13:41:26

0116+319 ET048B.UVDATA.1

Freq = 4.9270 GHz, Bw = 32.000 MH

No calibration applied and no bandpass applied



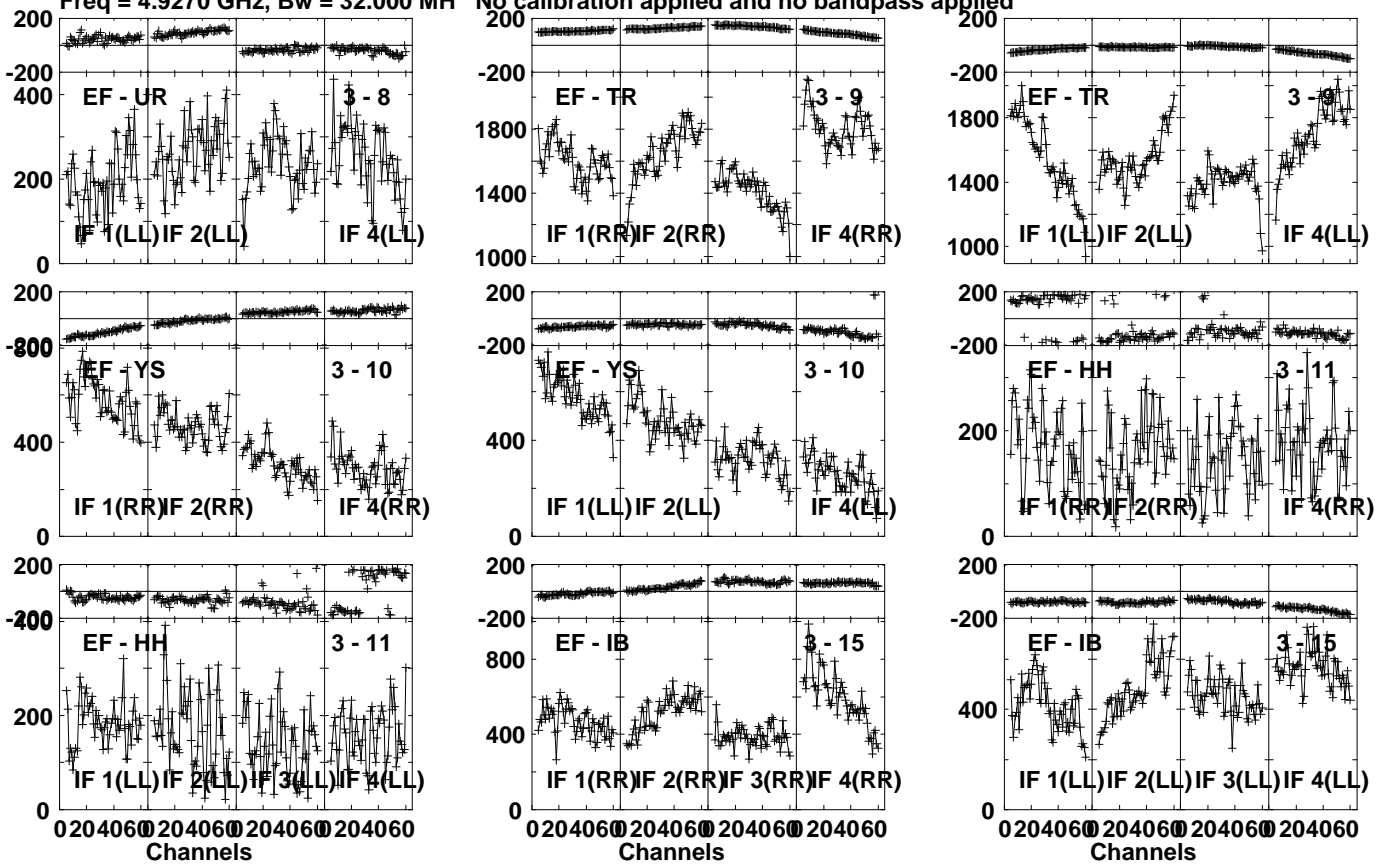
Lower frame: Milli Ampl Jy Top frame: Phas deg
Vector averaged cross-power spectrum Several baselines displayed
Timerange: 00/11:00:11 to 00/11:03:39

Plot file version 121 created 13-MAR-2023 13:41:27

0116+319 ET048B.UVDATA.1

Freq = 4.9270 GHz, Bw = 32.000 MH

No calibration applied and no bandpass applied



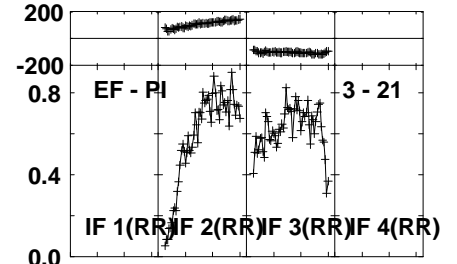
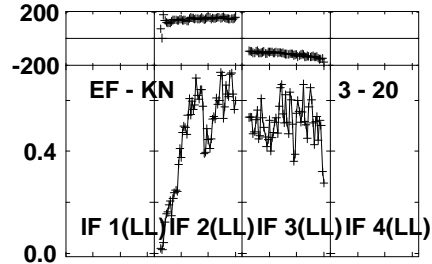
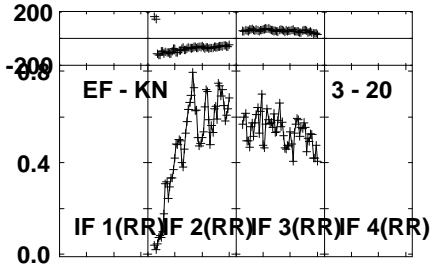
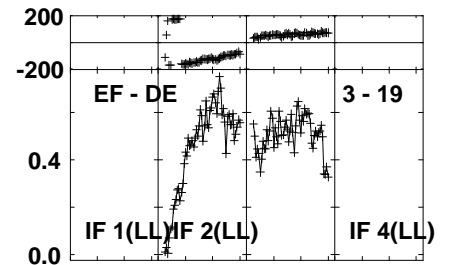
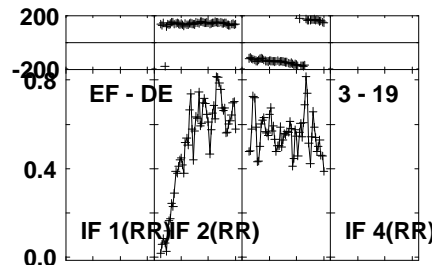
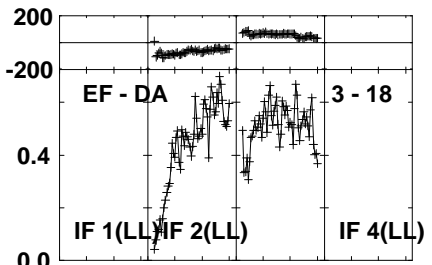
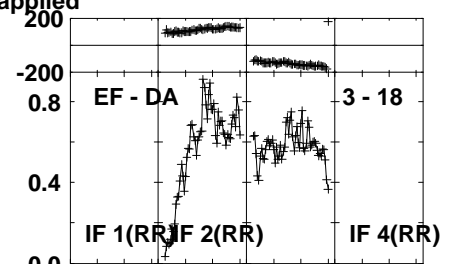
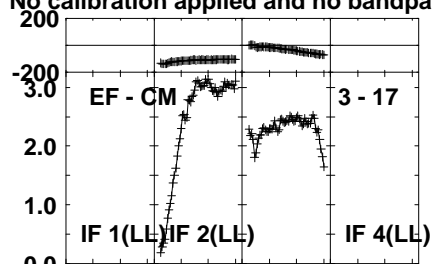
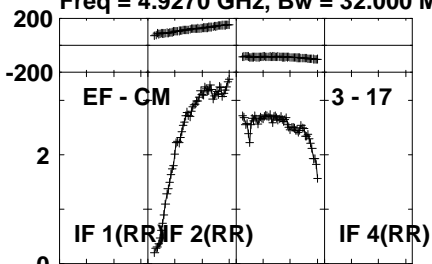
Lower frame: Micro Ampl Jy Top frame: Phas deg
Vector averaged cross-power spectrum Several baselines displayed
Timerange: 00/11:00:11 to 00/11:03:39

Plot file version 122 created 13-MAR-2023 13:41:27

0116+319 ET048B.UVDATA.1

Freq = 4.9270 GHz, Bw = 32.000 MH

No calibration applied and no bandpass applied

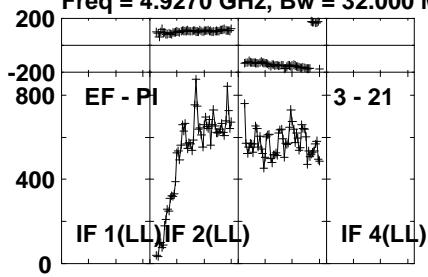


Lower frame: Milli Ampl Jy Top frame: Phas deg
Vector averaged cross-power spectrum Several baselines displayed
Timerange: 00/11:00:11 to 00/11:03:39

Plot file version 123 created 13-MAR-2023 13:41:27

0116+319 ET048B.UVDATA.1

Freq = 4.9270 GHz, Bw = 32.000 MH No calibration applied and no bandpass applied



Lower frame: Micro Ampl Jy Top frame: Phas deg

Vector averaged cross-power spectrum Several baselines displayed

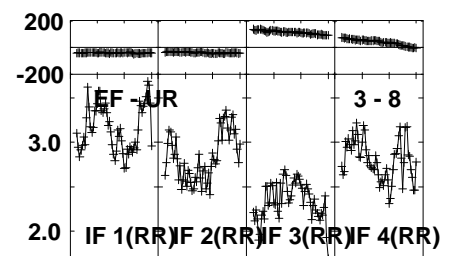
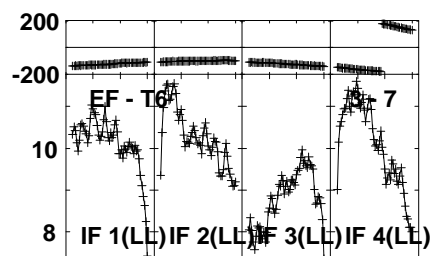
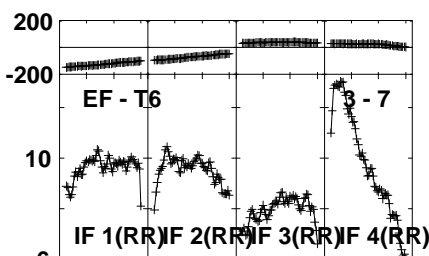
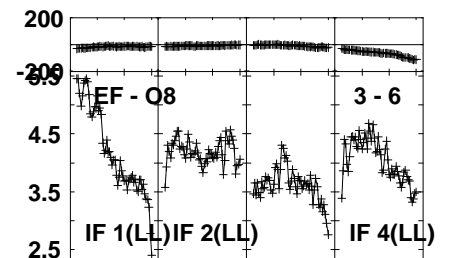
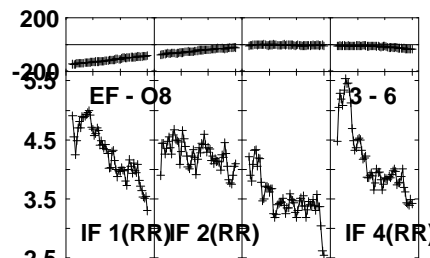
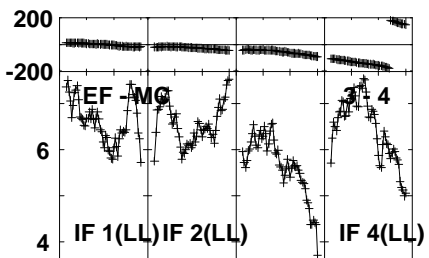
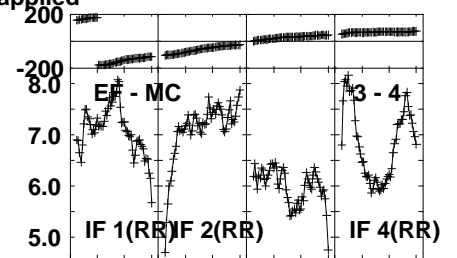
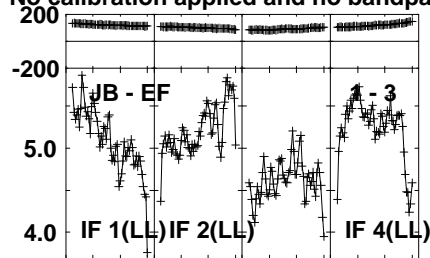
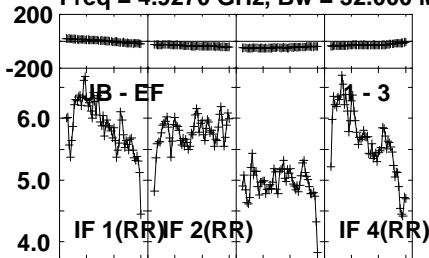
Timerange: 00/11:00:11 to 00/11:03:39

Plot file version 124 created 13-MAR-2023 13:41:27

J0112+3208 ET048B.UVDATA.1

Freq = 4.9270 GHz, Bw = 32.000 MH

No calibration applied and no bandpass applied



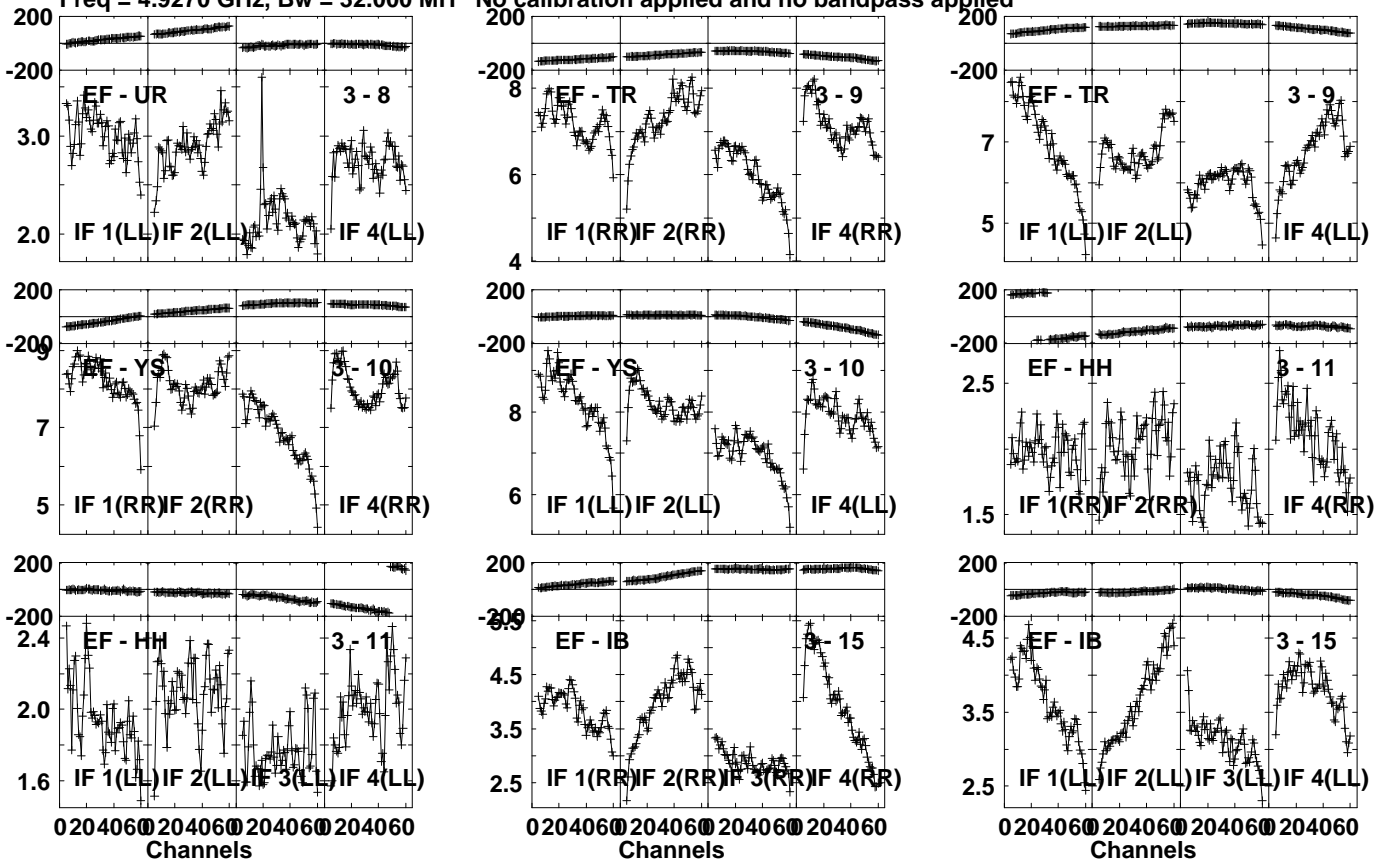
Lower frame: Milli Ampl Jy Top frame: Phas deg
Vector averaged cross-power spectrum Several baselines displayed
Timerange: 00/11:03:41 to 00/11:05:09

Plot file version 125 created 13-MAR-2023 13:41:27

J0112+3208 ET048B.UVDATA.1

Freq = 4.9270 GHz, Bw = 32.000 MH

No calibration applied and no bandpass applied



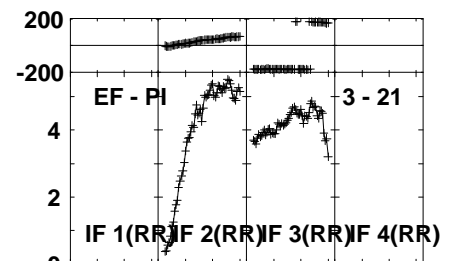
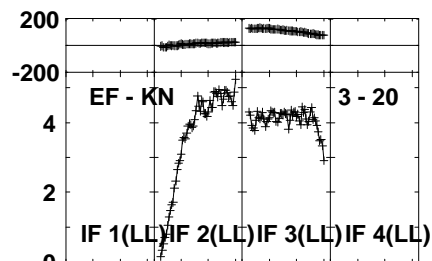
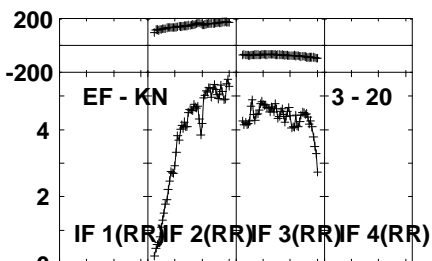
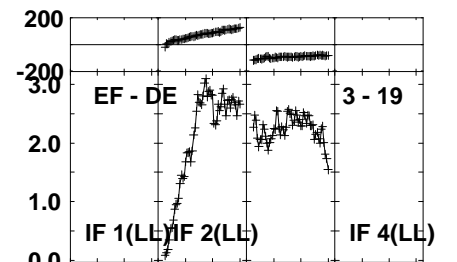
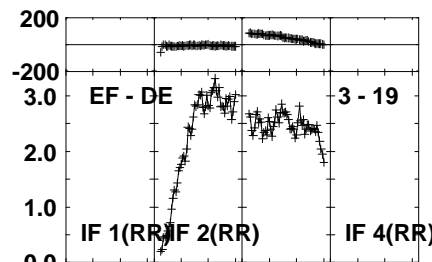
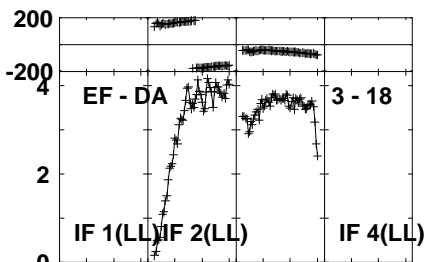
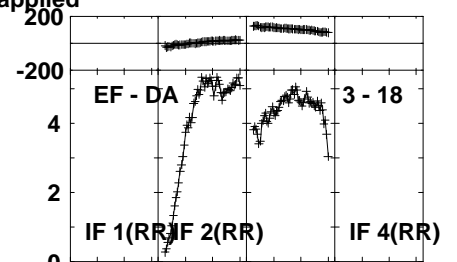
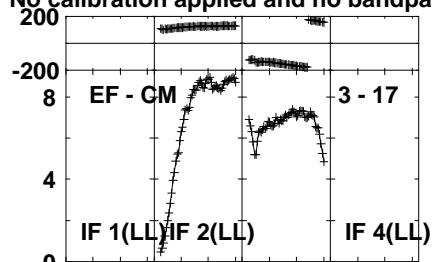
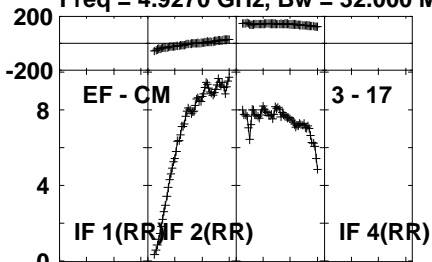
Lower frame: Milli Ampl Jy Top frame: Phas deg
 Vector averaged cross-power spectrum Several baselines displayed
 Timerange: 00/11:03:41 to 00/11:05:09

Plot file version 126 created 13-MAR-2023 13:41:27

J0112+3208 ET048B.UVDATA.1

Freq = 4.9270 GHz, Bw = 32.000 MH

No calibration applied and no bandpass applied



0204060 204060 204060 204060 Channels

0204060 204060 204060 204060 Channels

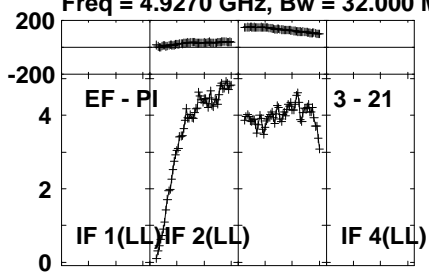
0204060 204060 204060 204060 Channels

Lower frame: Milli Ampl Jy Top frame: Phas deg
Vector averaged cross-power spectrum Several baselines displayed
Timerange: 00/11:03:41 to 00/11:05:09

Plot file version 127 created 13-MAR-2023 13:41:27

J0112+3208 ET048B.UVDATA.1

Freq = 4.9270 GHz, Bw = 32.000 MH No calibration applied and no bandpass applied



Lower frame: Milli Ampl Jy Top frame: Phas deg

Vector averaged cross-power spectrum Several baselines displayed

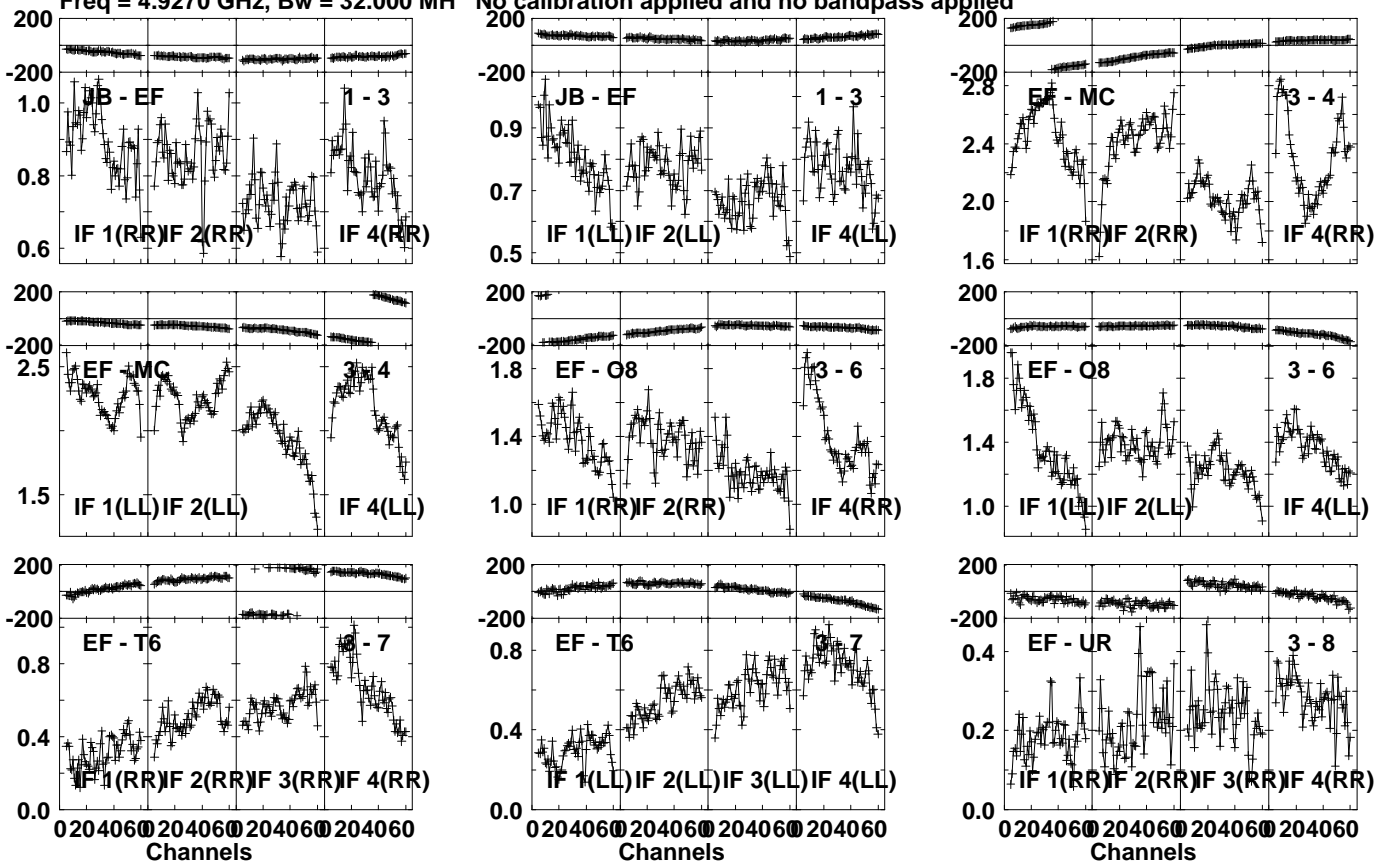
Timerange: 00/11:03:41 to 00/11:05:09

Plot file version 128 created 13-MAR-2023 13:41:27

0116+319 ET048B.UVDATA.1

Freq = 4.9270 GHz, Bw = 32.000 MH

No calibration applied and no bandpass applied



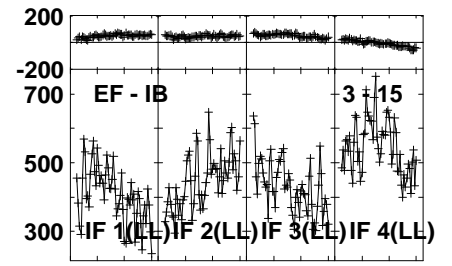
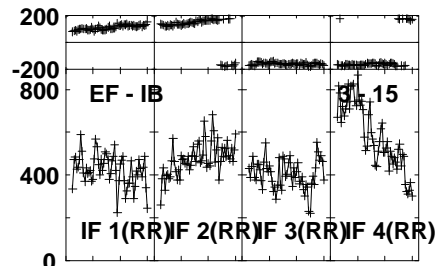
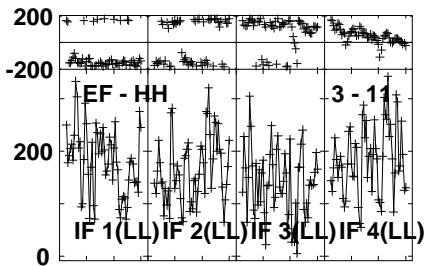
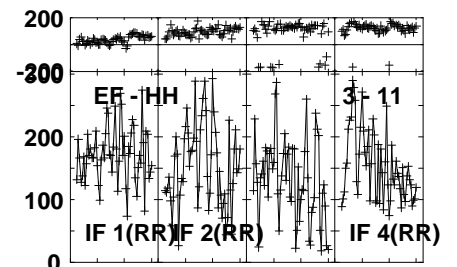
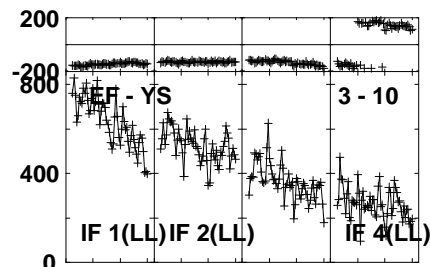
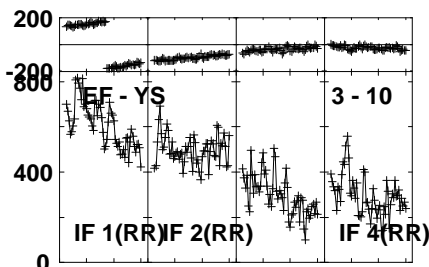
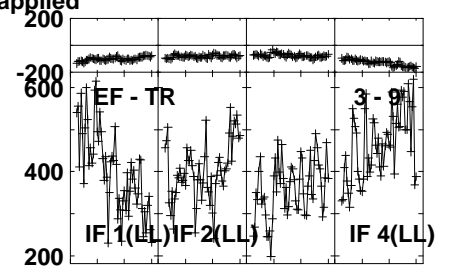
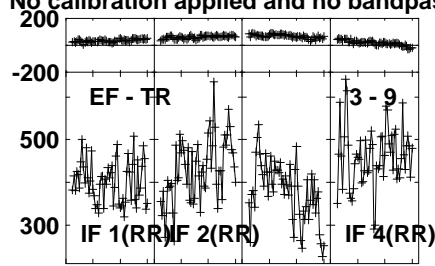
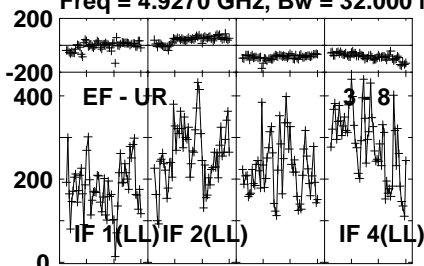
Lower frame: Milli Ampl Jy Top frame: Phas deg
Vector averaged cross-power spectrum Several baselines displayed
Timerange: 00/11:05:11 to 00/11:08:39

Plot file version 129 created 13-MAR-2023 13:41:28

0116+319 ET048B.UVDATA.1

Freq = 4.9270 GHz, Bw = 32.000 MH

No calibration applied and no bandpass applied



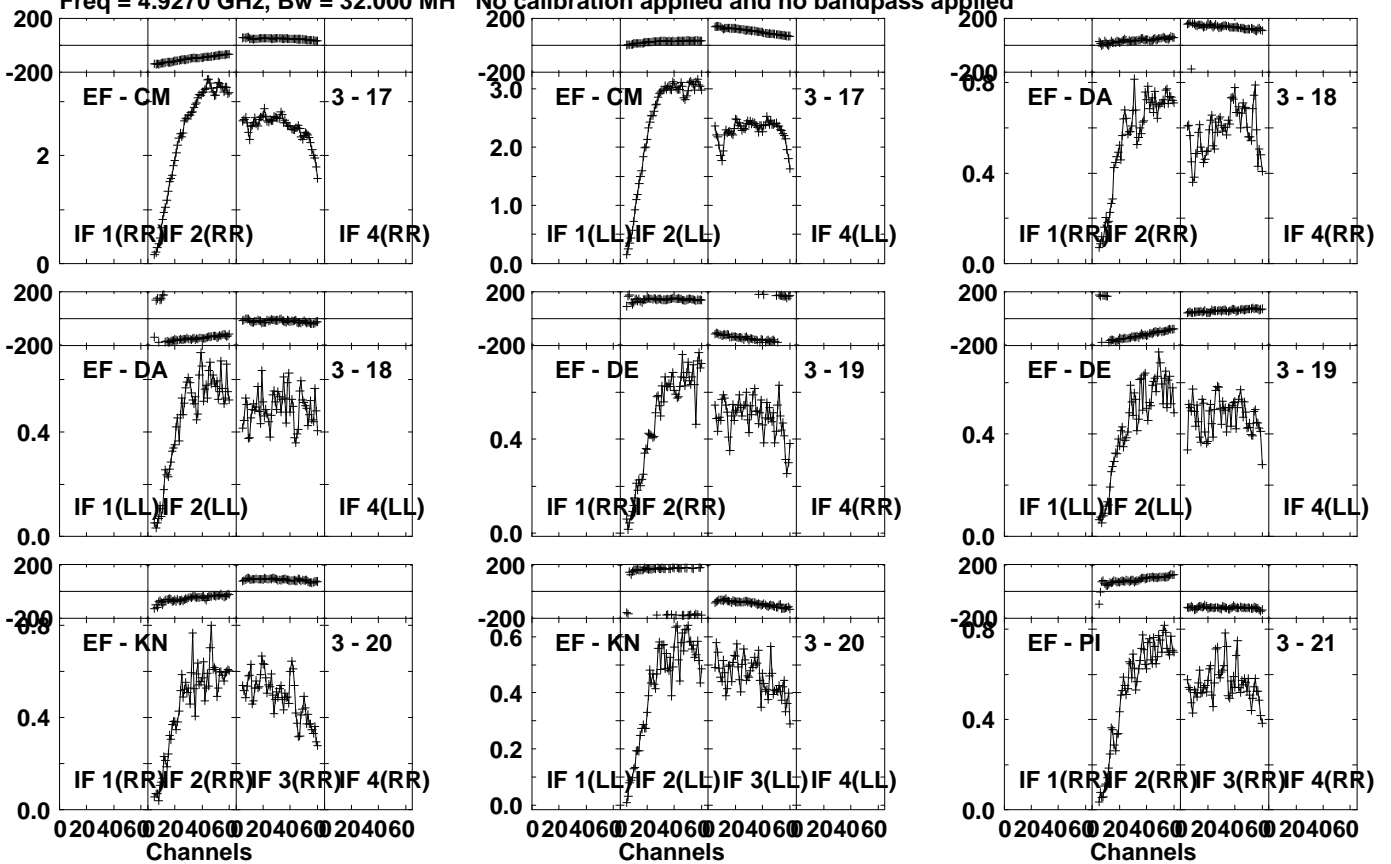
Lower frame: Micro Ampl Jy Top frame: Phas deg
 Vector averaged cross-power spectrum Several baselines displayed
 Timerange: 00/11:05:11 to 00/11:08:39

Plot file version 130 created 13-MAR-2023 13:41:28

0116+319 ET048B.UVDATA.1

Freq = 4.9270 GHz, Bw = 32.000 MH

No calibration applied and no bandpass applied

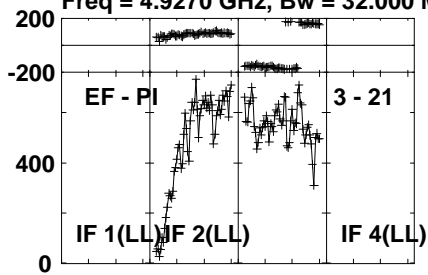


Lower frame: Milli Ampl Jy Top frame: Phas deg
Vector averaged cross-power spectrum Several baselines displayed
Timerange: 00/11:05:11 to 00/11:08:39

Plot file version 131 created 13-MAR-2023 13:41:28

0116+319 ET048B.UVDATA.1

Freq = 4.9270 GHz, Bw = 32.000 MH No calibration applied and no bandpass applied



Lower frame: Micro Ampl Jy Top frame: Phas deg

Vector averaged cross-power spectrum Several baselines displayed

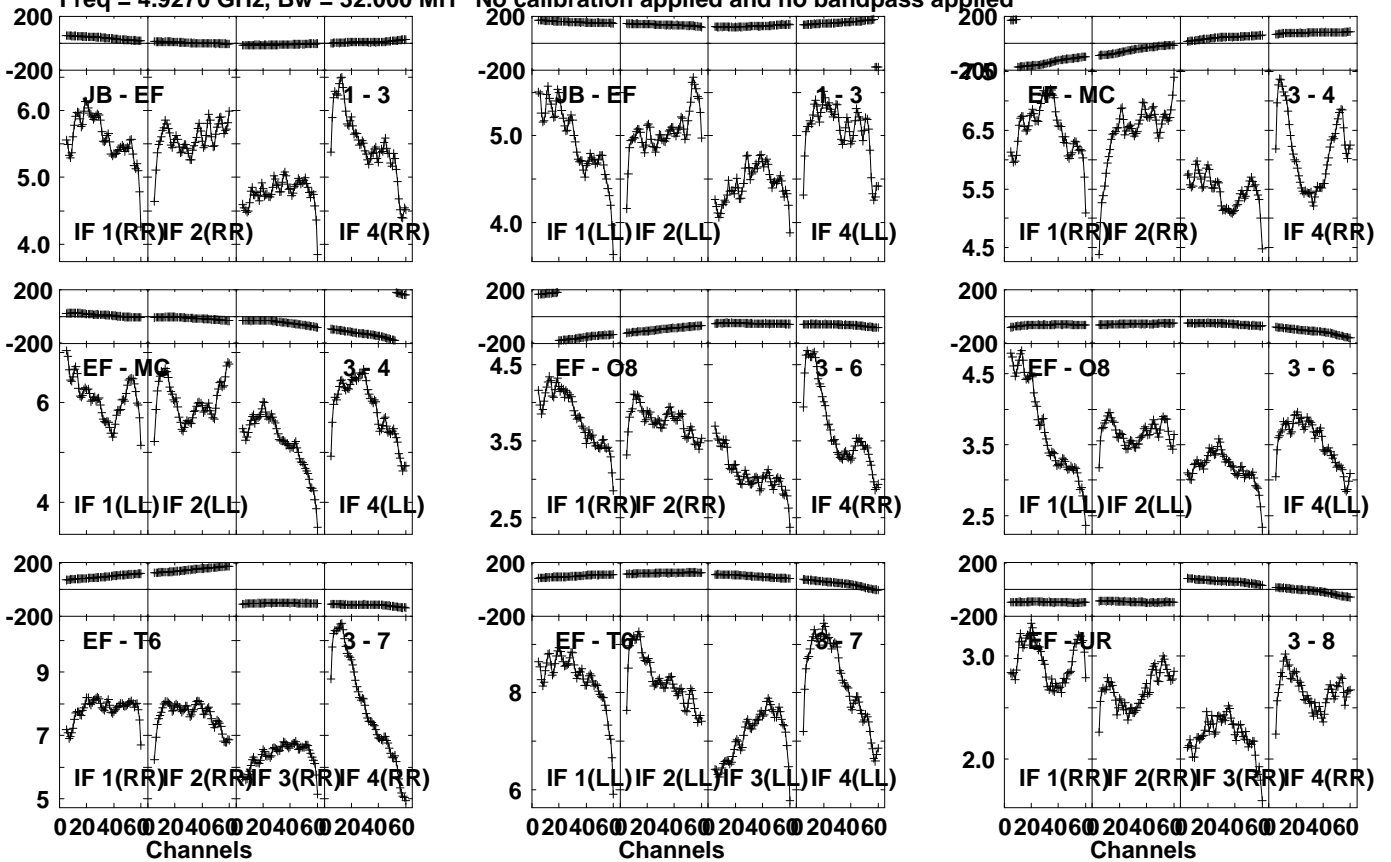
Timerange: 00/11:05:11 to 00/11:08:39

Plot file version 132 created 13-MAR-2023 13:41:28

J0112+3208 ET048B.UVDATA.1

Freq = 4.9270 GHz, Bw = 32.000 MH

No calibration applied and no bandpass applied



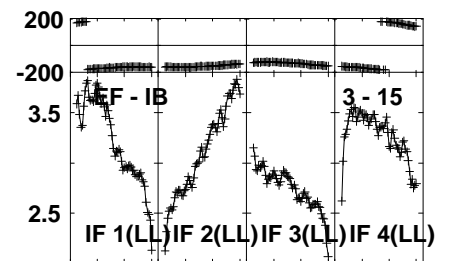
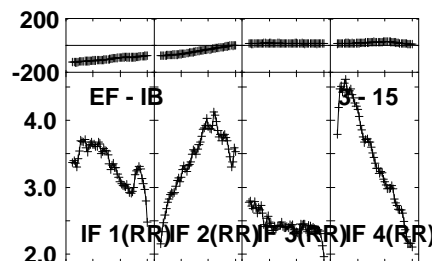
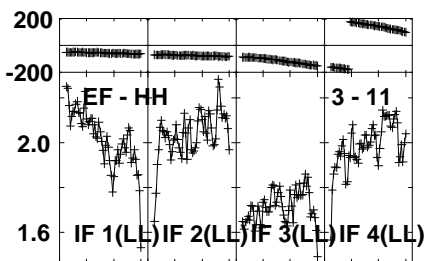
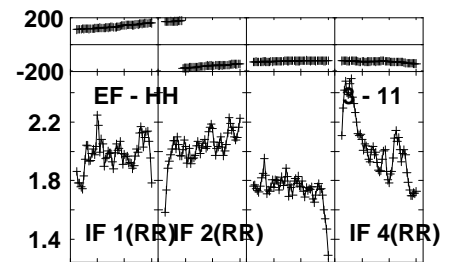
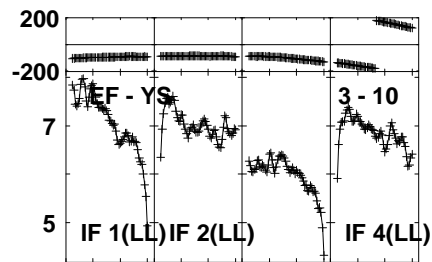
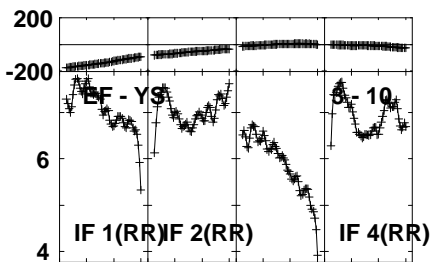
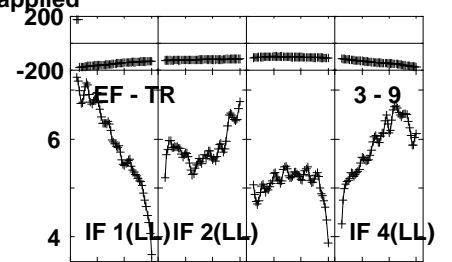
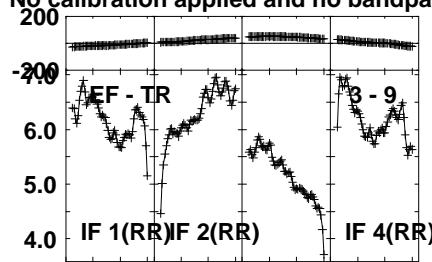
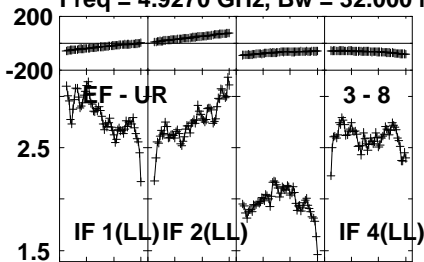
Lower frame: Milli Ampl Jy Top frame: Phas deg
 Vector averaged cross-power spectrum Several baselines displayed
 Timerange: 00/11:09:21 to 00/11:14:19

Plot file version 133 created 13-MAR-2023 13:41:29

J0112+3208 ET048B.UVDATA.1

Freq = 4.9270 GHz, Bw = 32.000 MH

No calibration applied and no bandpass applied



0204060 204060 204060 204060
Channels

0204060 204060 204060 204060
Channels

0204060 204060 204060 204060
Channels

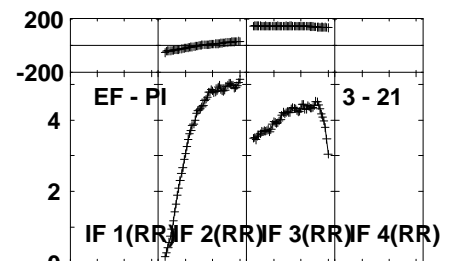
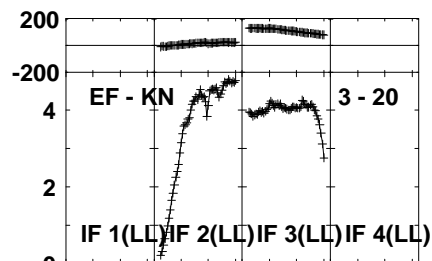
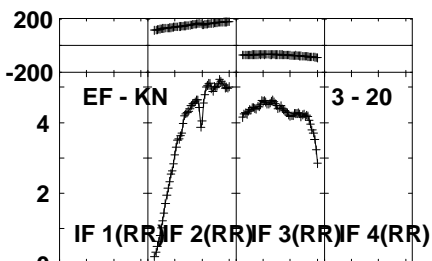
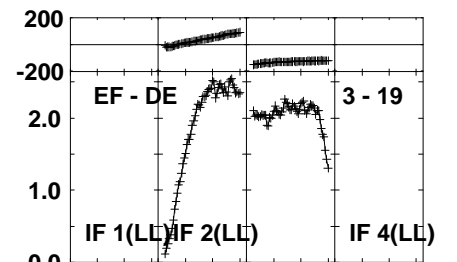
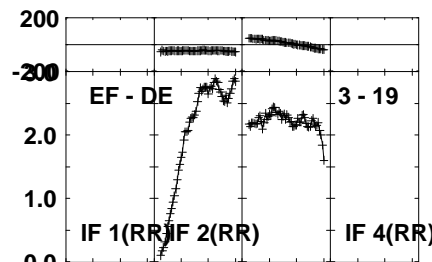
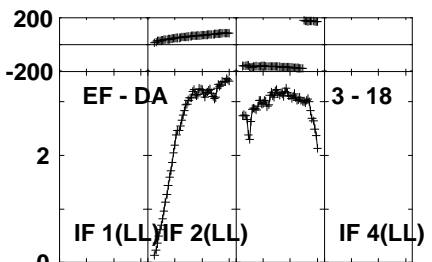
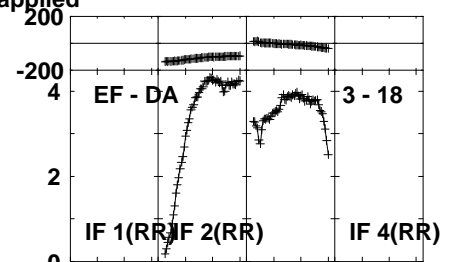
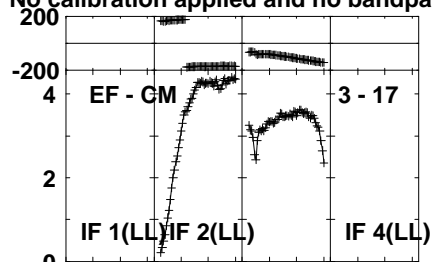
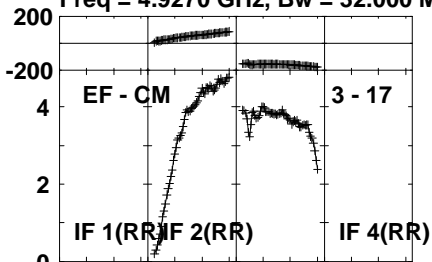
Lower frame: Milli Ampl Jy Top frame: Phas deg
Vector averaged cross-power spectrum Several baselines displayed
Timerange: 00/11:09:21 to 00/11:14:19

Plot file version 134 created 13-MAR-2023 13:41:29

J0112+3208 ET048B.UVDATA.1

Freq = 4.9270 GHz, Bw = 32.000 MH

No calibration applied and no bandpass applied

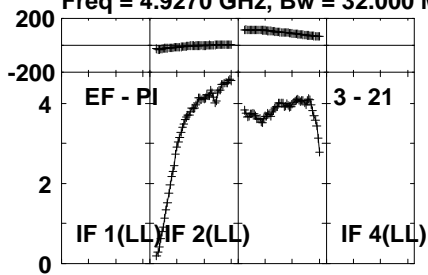


Lower frame: Milli Ampl Jy Top frame: Phas deg
Vector averaged cross-power spectrum Several baselines displayed
Timerange: 00/11:09:21 to 00/11:14:19

Plot file version 135 created 13-MAR-2023 13:41:29

J0112+3208 ET048B.UVDATA.1

Freq = 4.9270 GHz, Bw = 32.000 MH No calibration applied and no bandpass applied



Lower frame: Milli Ampl Jy Top frame: Phas deg

Vector averaged cross-power spectrum Several baselines displayed

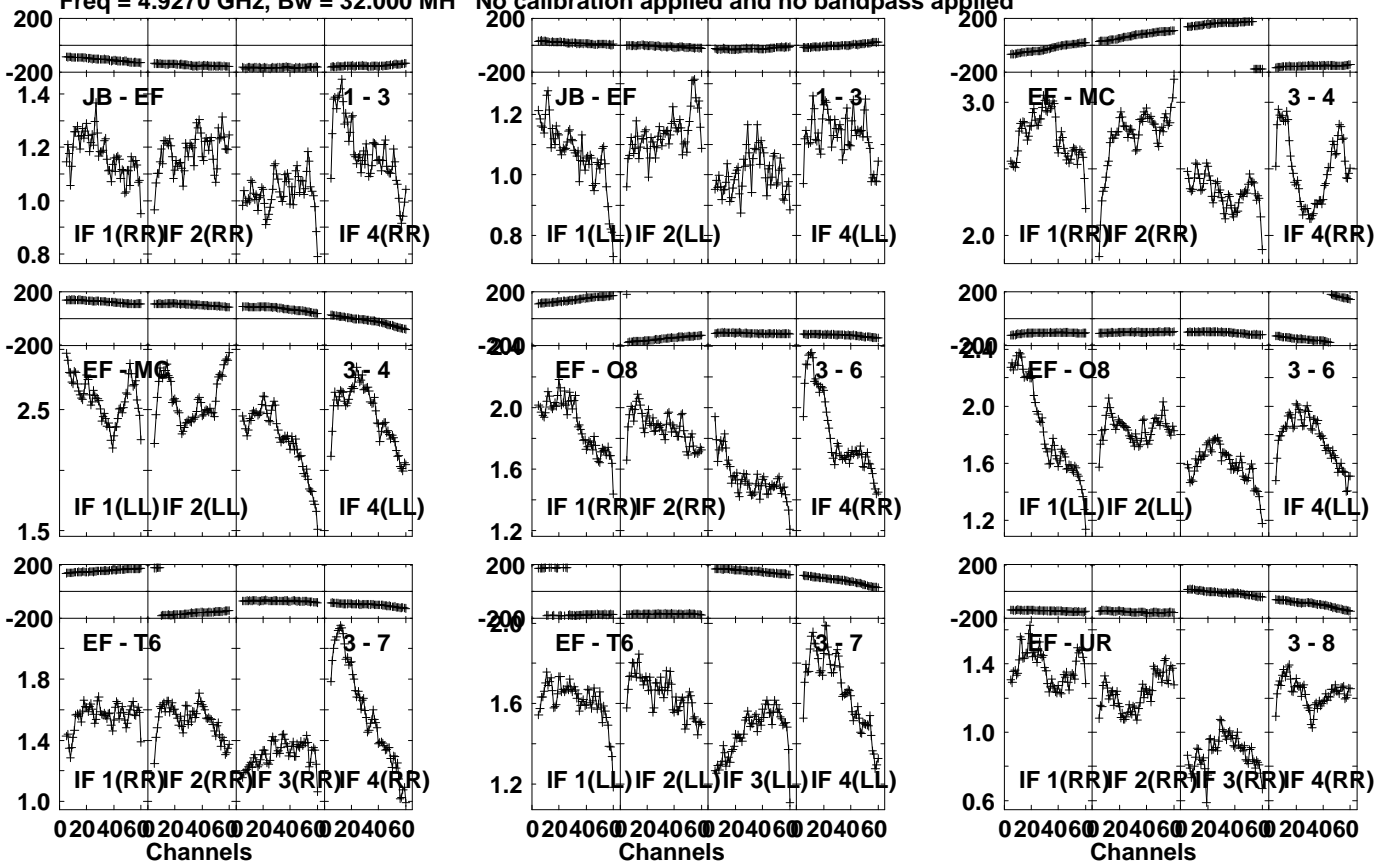
Timerange: 00/11:09:21 to 00/11:14:19

Plot file version 136 created 13-MAR-2023 13:41:29

J0344+1559 ET048B.UVDATA.1

Freq = 4.9270 GHz, Bw = 32.000 MH

No calibration applied and no bandpass applied



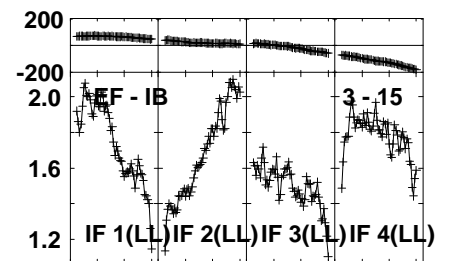
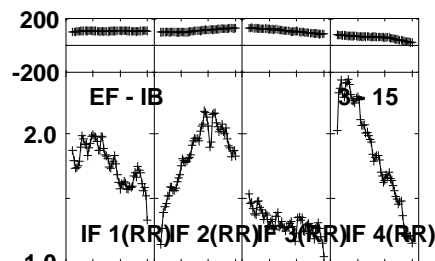
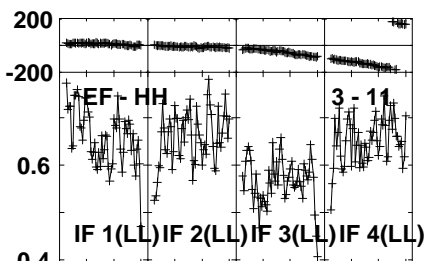
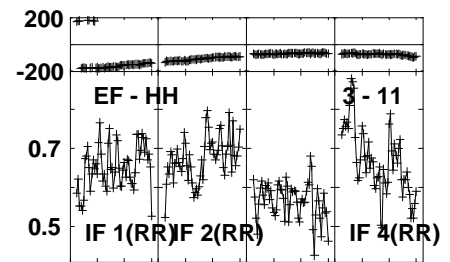
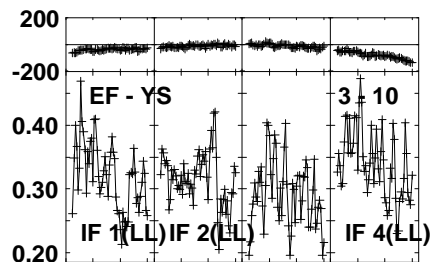
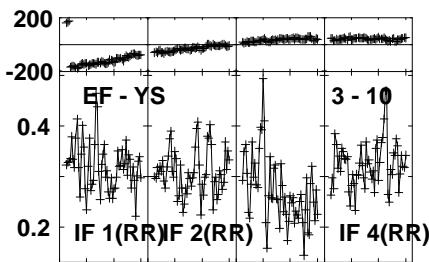
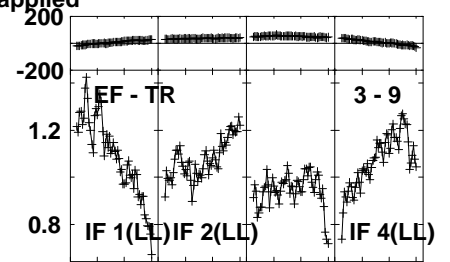
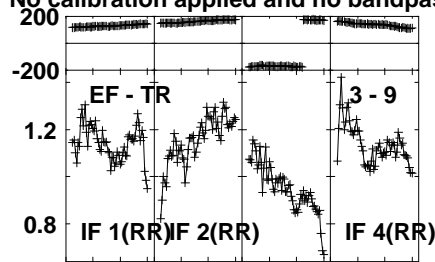
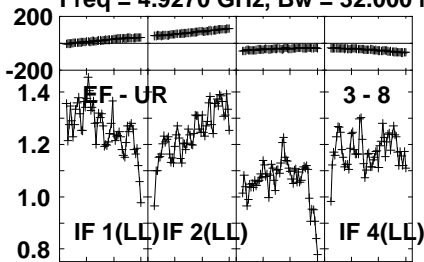
Lower frame: Milli Ampl Jy Top frame: Phas deg
Vector averaged cross-power spectrum Several baselines displayed
Timerange: 00/11:16:21 to 00/11:22:49

Plot file version 137 created 13-MAR-2023 13:41:30

J0344+1559 ET048B.UVDATA.1

Freq = 4.9270 GHz, Bw = 32.000 MH

No calibration applied and no bandpass applied



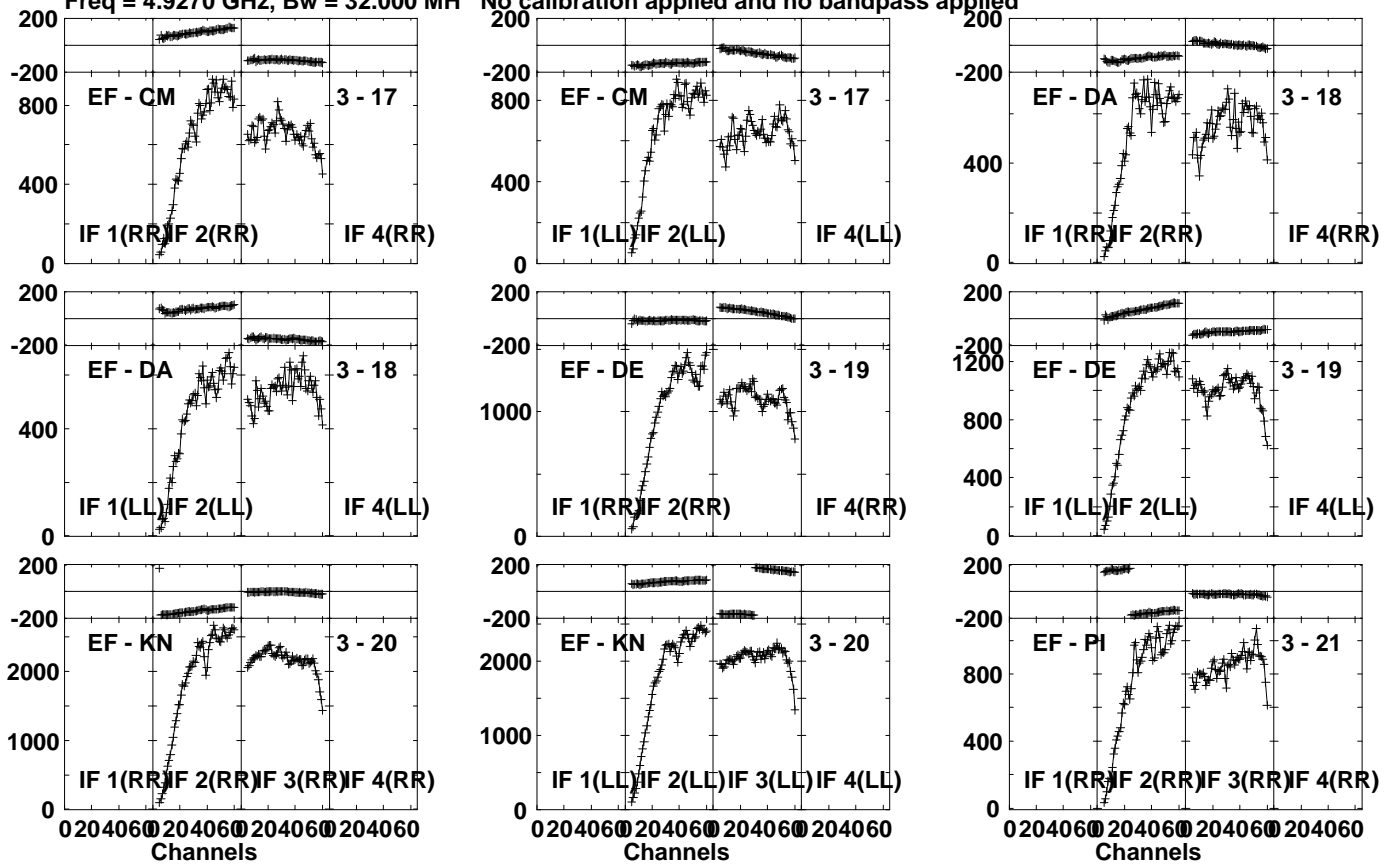
Lower frame: Milli Ampl Jy Top frame: Phas deg
Vector averaged cross-power spectrum Several baselines displayed
Timerange: 00/11:16:21 to 00/11:22:49

Plot file version 138 created 13-MAR-2023 13:41:30

J0344+1559 ET048B.UVDATA.1

Freq = 4.9270 GHz, Bw = 32.000 MH

No calibration applied and no bandpass applied

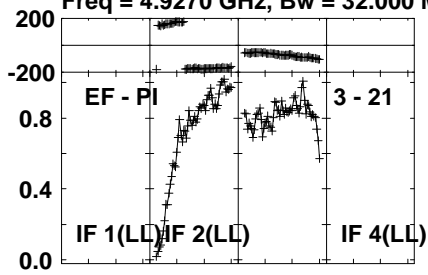


Lower frame: Micro Ampl Jy Top frame: Phas deg
Vector averaged cross-power spectrum Several baselines displayed
Timerange: 00/11:16:21 to 00/11:22:49

Plot file version 139 created 13-MAR-2023 13:41:30

J0344+1559 ET048B.UVDATA.1

Freq = 4.9270 GHz, Bw = 32.000 MH No calibration applied and no bandpass applied



Lower frame: Milli Ampl Jy Top frame: Phas deg

Vector averaged cross-power spectrum Several baselines displayed

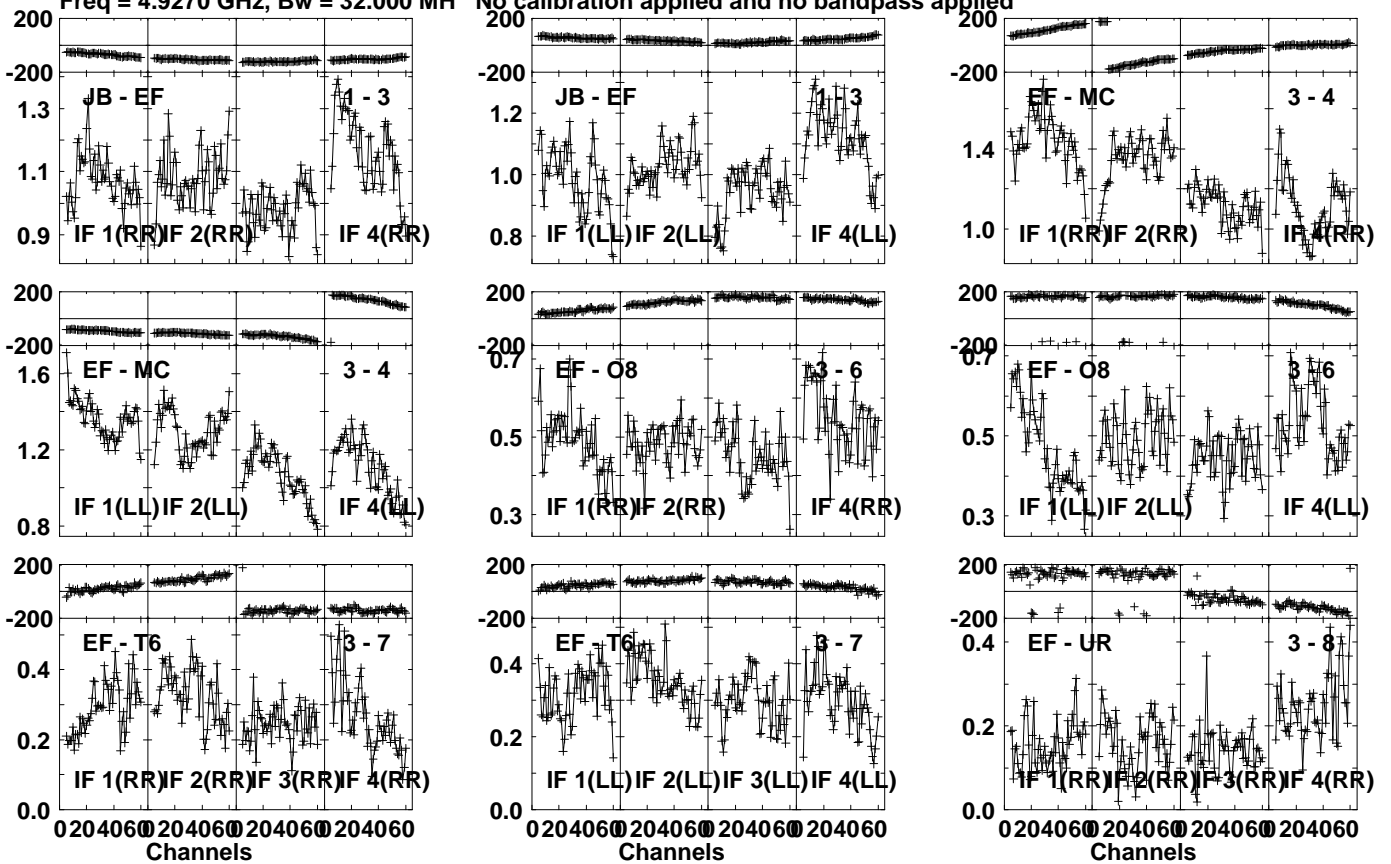
Timerange: 00/11:16:21 to 00/11:22:49

Plot file version 140 created 13-MAR-2023 13:41:30

0350+177 ET048B.UVDATA.1

Freq = 4.9270 GHz, Bw = 32.000 MH

No calibration applied and no bandpass applied



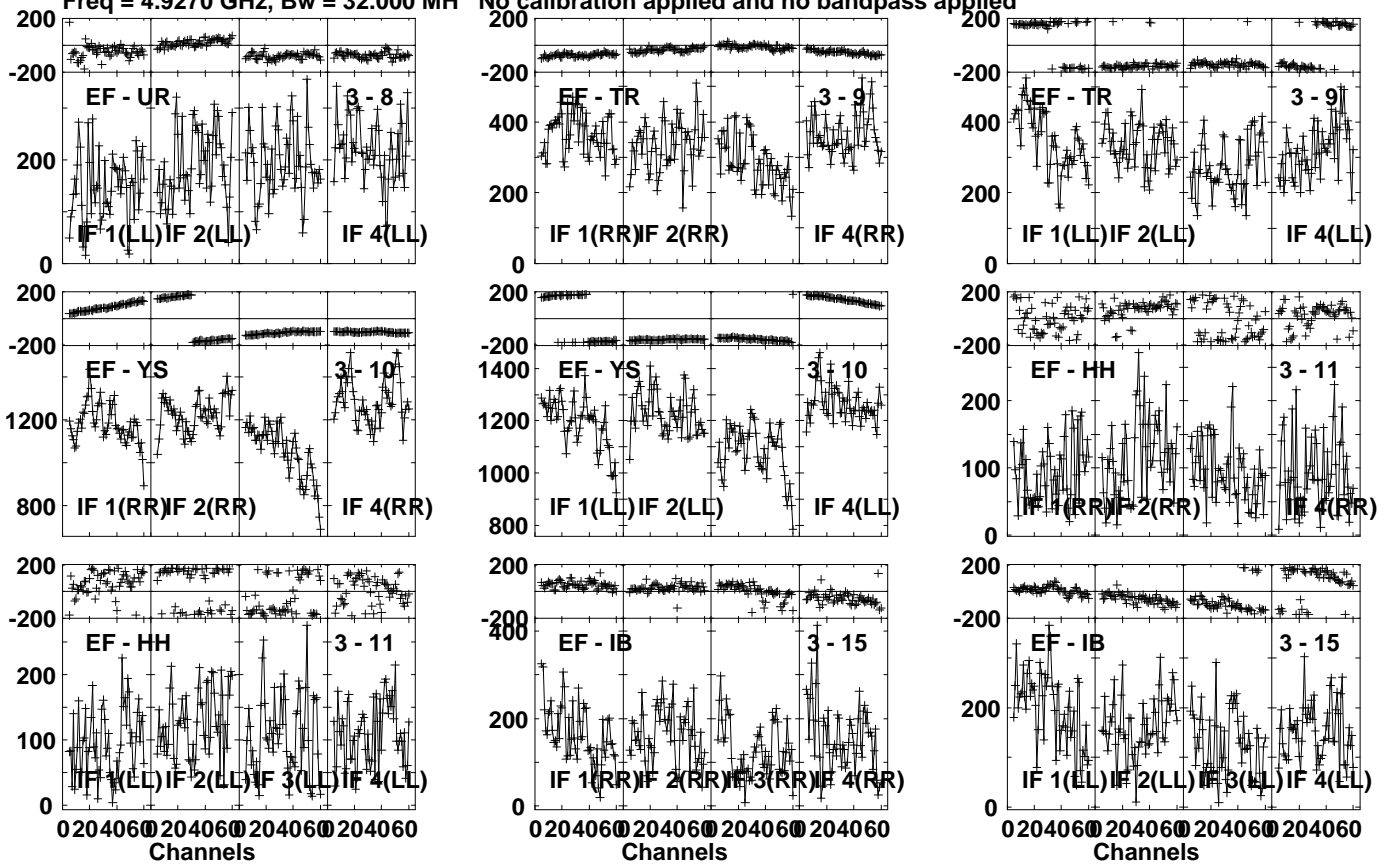
Lower frame: Milli Ampl Jy Top frame: Phas deg
Vector averaged cross-power spectrum Several baselines displayed
Timerange: 00/11:22:51 to 00/11:26:19

Plot file version 141 created 13-MAR-2023 13:41:30

0350+177 ET048B.UVDATA.1

Freq = 4.9270 GHz, Bw = 32.000 MH

No calibration applied and no bandpass applied



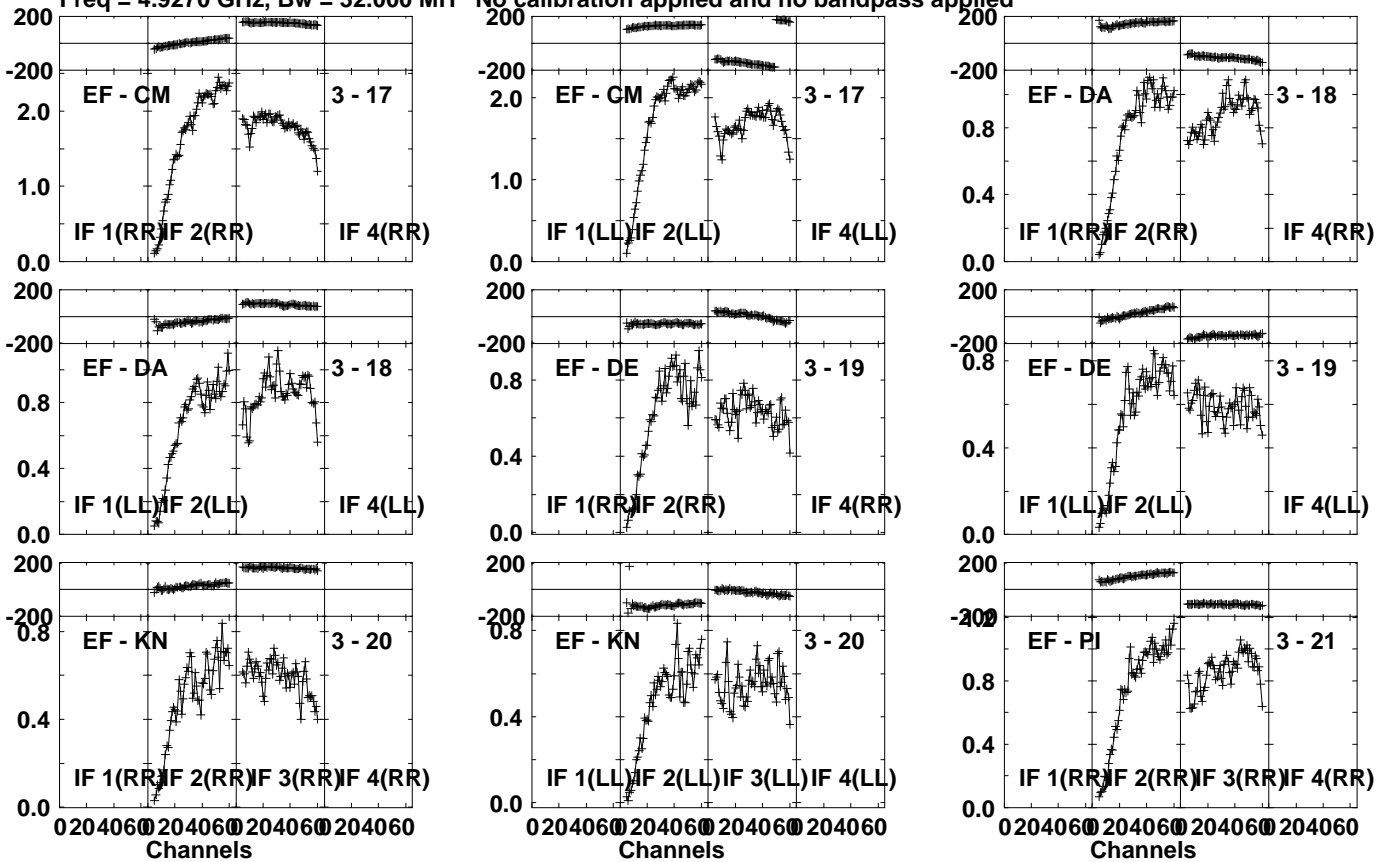
Lower frame: Micro Ampl Jy Top frame: Phas deg
Vector averaged cross-power spectrum Several baselines displayed
Timerange: 00/11:22:51 to 00/11:26:19

Plot file version 142 created 13-MAR-2023 13:41:31

0350+177 ET048B.UVDATA.1

Freq = 4.9270 GHz, Bw = 32.000 MH

No calibration applied and no bandpass applied

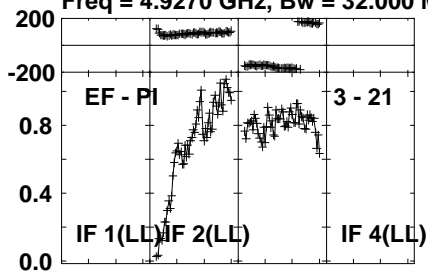


Lower frame: Milli Ampl Jy Top frame: Phas deg
Vector averaged cross-power spectrum Several baselines displayed
Timerange: 00/11:22:51 to 00/11:26:19

Plot file version 143 created 13-MAR-2023 13:41:31

0350+177 ET048B.UVDATA.1

Freq = 4.9270 GHz, Bw = 32.000 MH No calibration applied and no bandpass applied



Lower frame: Milli Ampl Jy Top frame: Phas deg

Vector averaged cross-power spectrum Several baselines displayed

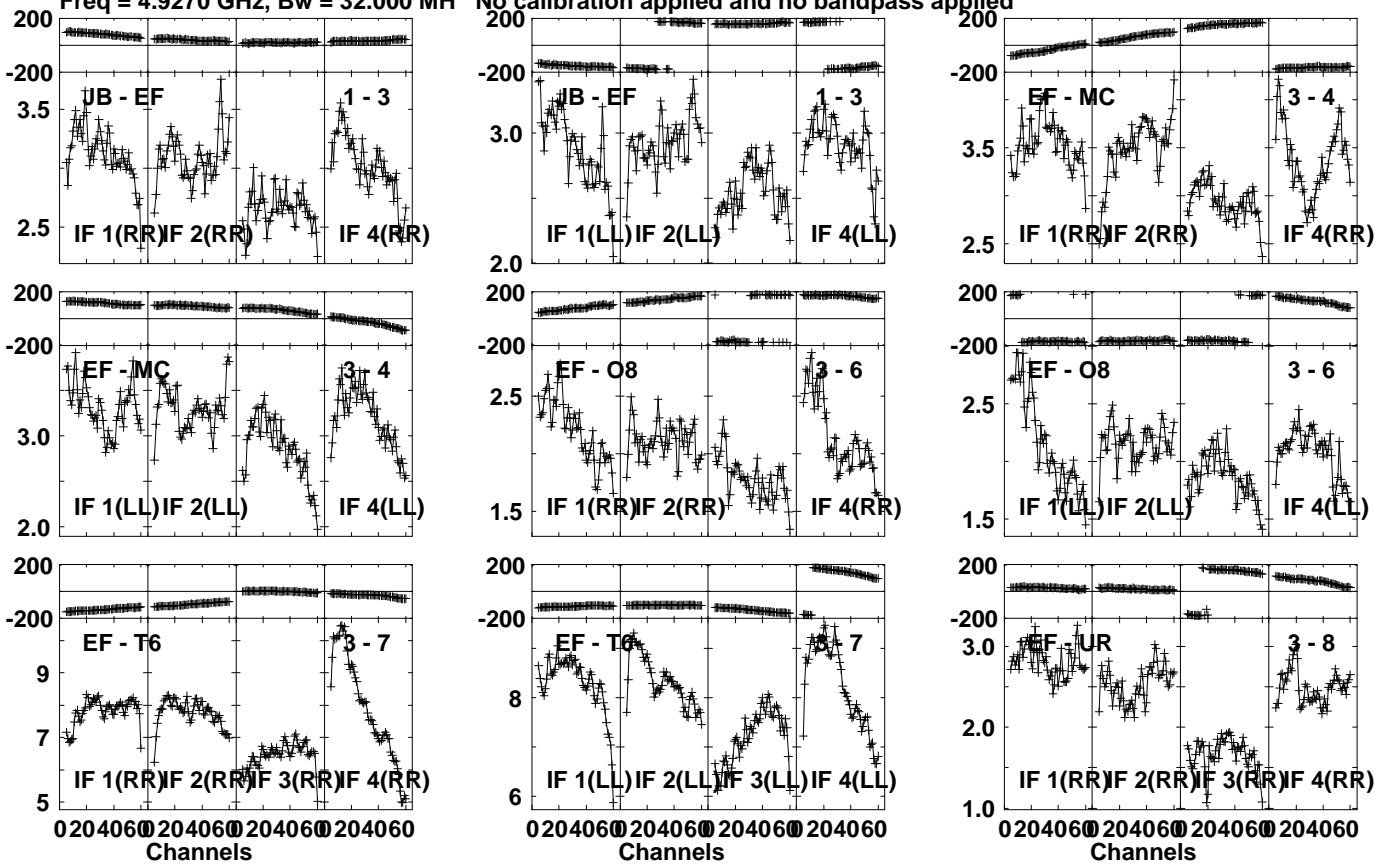
Timerange: 00/11:22:51 to 00/11:26:19

Plot file version 144 created 13-MAR-2023 13:41:31

J0344+1559 ET048B.UVDATA.1

Freq = 4.9270 GHz, Bw = 32.000 MH

No calibration applied and no bandpass applied



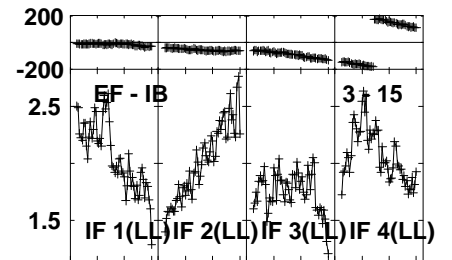
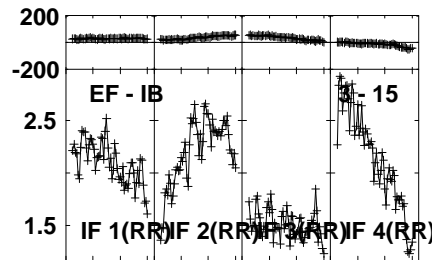
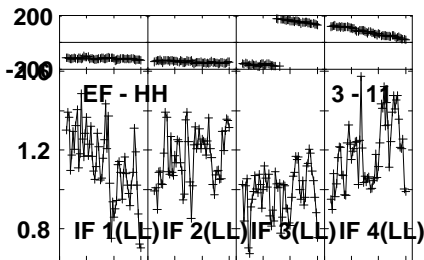
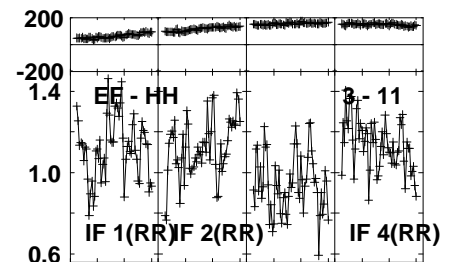
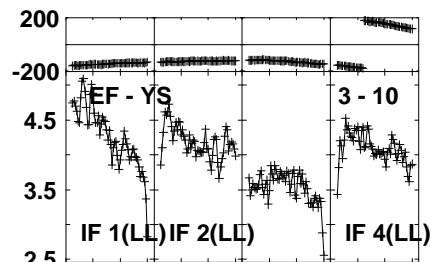
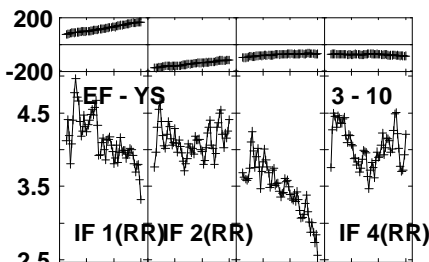
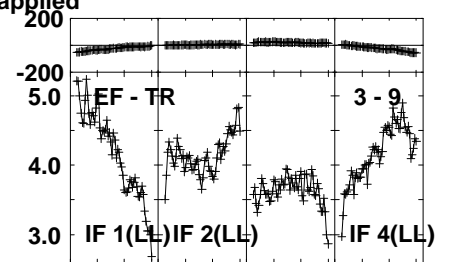
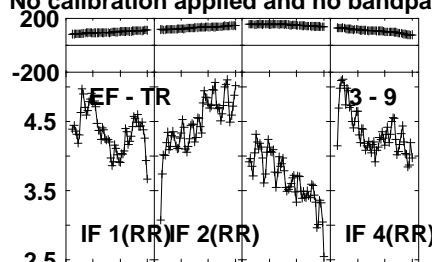
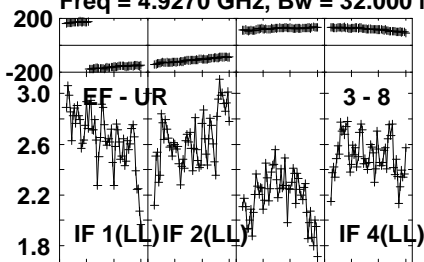
Lower frame: Milli Ampl Jy Top frame: Phas deg
Vector averaged cross-power spectrum Several baselines displayed
Timerange: 00/11:26:21 to 00/11:27:49

Plot file version 145 created 13-MAR-2023 13:41:31

J0344+1559 ET048B.UVDATA.1

Freq = 4.9270 GHz, Bw = 32.000 MH

No calibration applied and no bandpass applied



0204060 204060 204060 204060
Channels

0204060 204060 204060 204060
Channels

0204060 204060 204060 204060
Channels

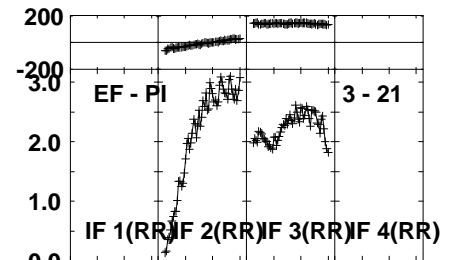
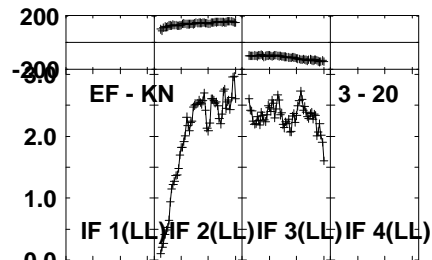
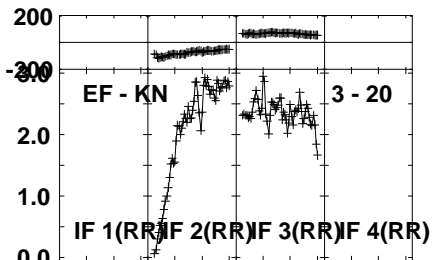
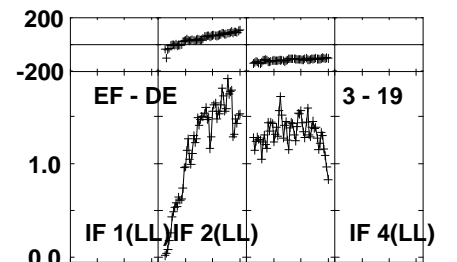
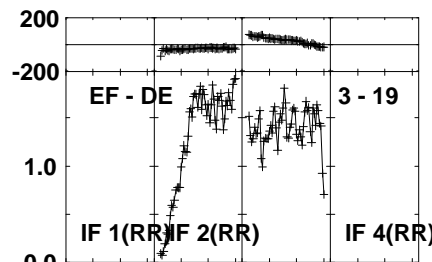
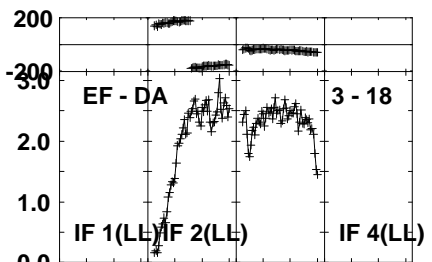
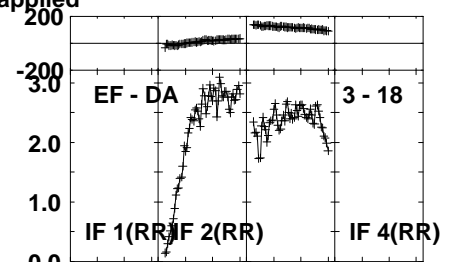
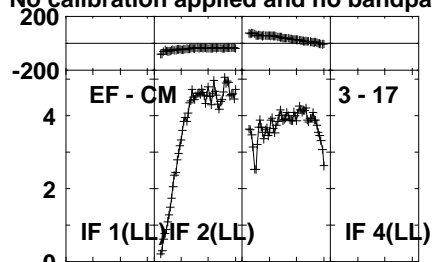
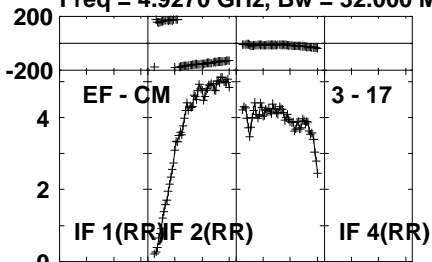
Lower frame: Milli Ampl Jy Top frame: Phas deg
Vector averaged cross-power spectrum Several baselines displayed
Timerange: 00/11:26:21 to 00/11:27:49

Plot file version 146 created 13-MAR-2023 13:41:31

J0344+1559 ET048B.UVDATA.1

Freq = 4.9270 GHz, Bw = 32.000 MH

No calibration applied and no bandpass applied

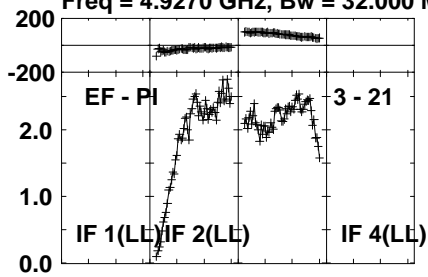


Lower frame: Milli Ampl Jy Top frame: Phas deg
Vector averaged cross-power spectrum Several baselines displayed
Timerange: 00/11:26:21 to 00/11:27:49

Plot file version 147 created 13-MAR-2023 13:41:31

J0344+1559 ET048B.UVDATA.1

Freq = 4.9270 GHz, Bw = 32.000 MH No calibration applied and no bandpass applied



Lower frame: Milli Ampl Jy Top frame: Phas deg

Vector averaged cross-power spectrum Several baselines displayed

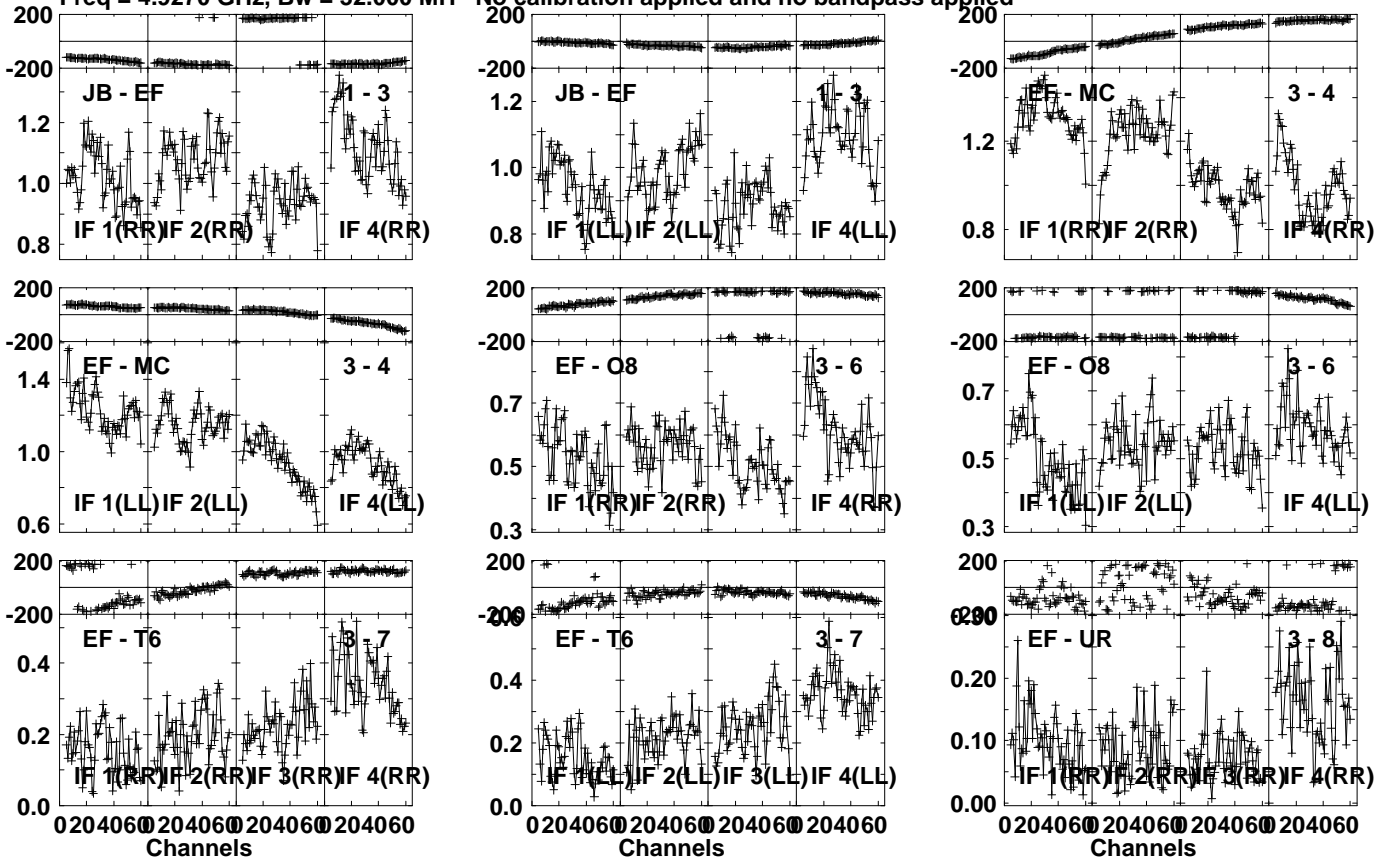
Timerange: 00/11:26:21 to 00/11:27:49

Plot file version 148 created 13-MAR-2023 13:41:31

0350+177 ET048B.UVDATA.1

Freq = 4.9270 GHz, Bw = 32.000 MH

No calibration applied and no bandpass applied



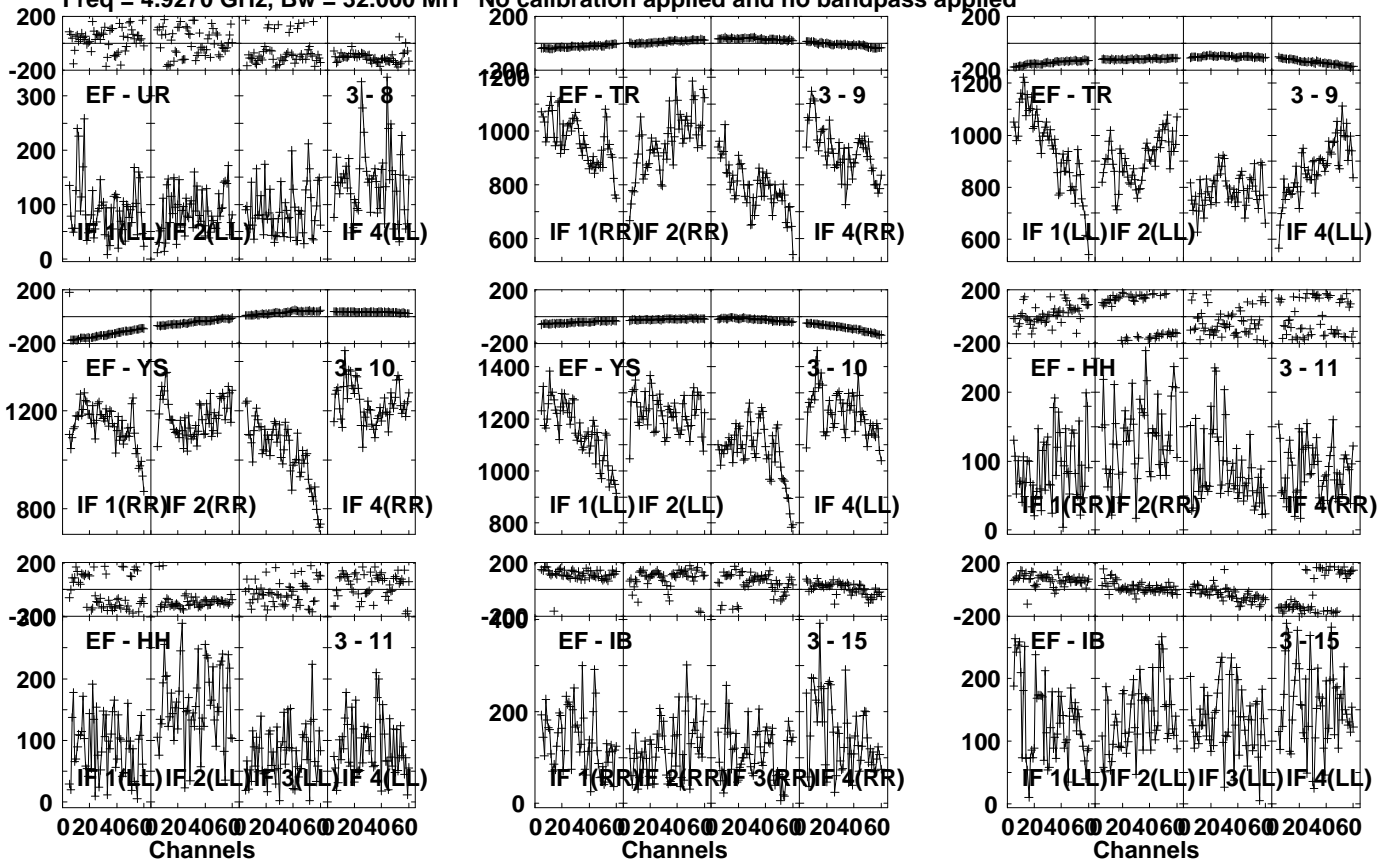
Lower frame: Milli Ampl Jy Top frame: Phas deg
Vector averaged cross-power spectrum Several baselines displayed
Timerange: 00/11:27:51 to 00/11:31:19

Plot file version 149 created 13-MAR-2023 13:41:31

0350+177 ET048B.UVDATA.1

Freq = 4.9270 GHz, Bw = 32.000 MH

No calibration applied and no bandpass applied



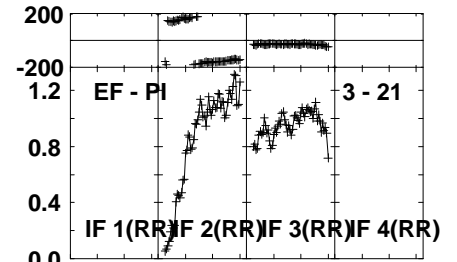
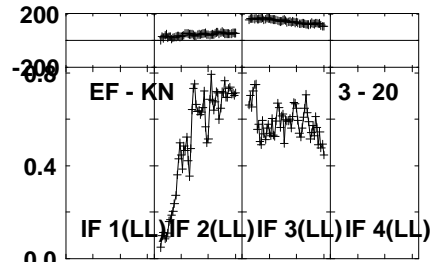
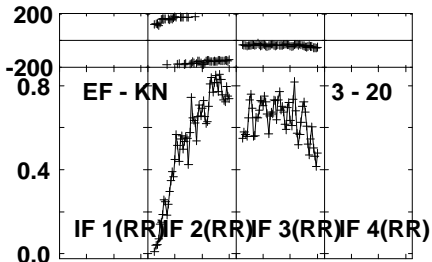
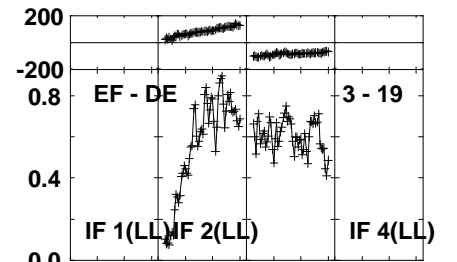
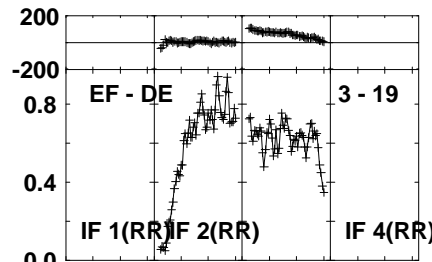
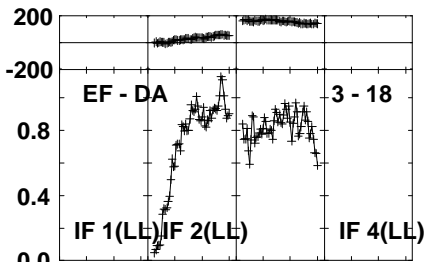
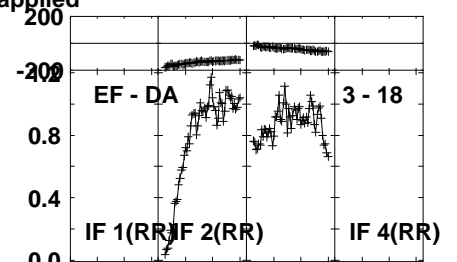
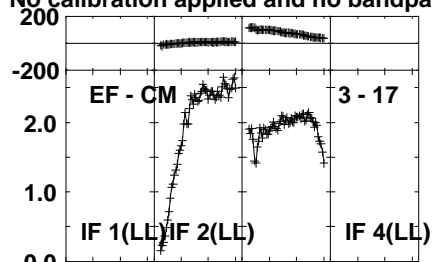
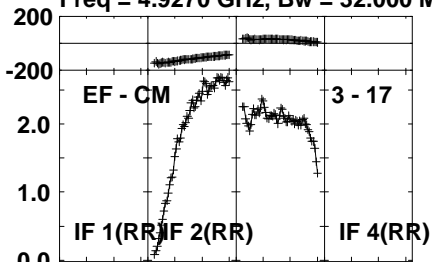
Lower frame: Micro Ampl Jy Top frame: Phas deg
Vector averaged cross-power spectrum Several baselines displayed
Timerange: 00/11:27:51 to 00/11:31:19

Plot file version 150 created 13-MAR-2023 13:41:32

0350+177 ET048B.UVDATA.1

Freq = 4.9270 GHz, Bw = 32.000 MH

No calibration applied and no bandpass applied

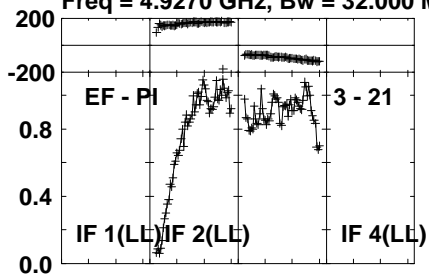


Lower frame: Milli Ampl Jy Top frame: Phas deg
Vector averaged cross-power spectrum Several baselines displayed
Timerange: 00/11:27:51 to 00/11:31:19

Plot file version 151 created 13-MAR-2023 13:41:32

0350+177 ET048B.UVDATA.1

Freq = 4.9270 GHz, Bw = 32.000 MH No calibration applied and no bandpass applied



Lower frame: Milli Ampl Jy Top frame: Phas deg

Vector averaged cross-power spectrum Several baselines displayed

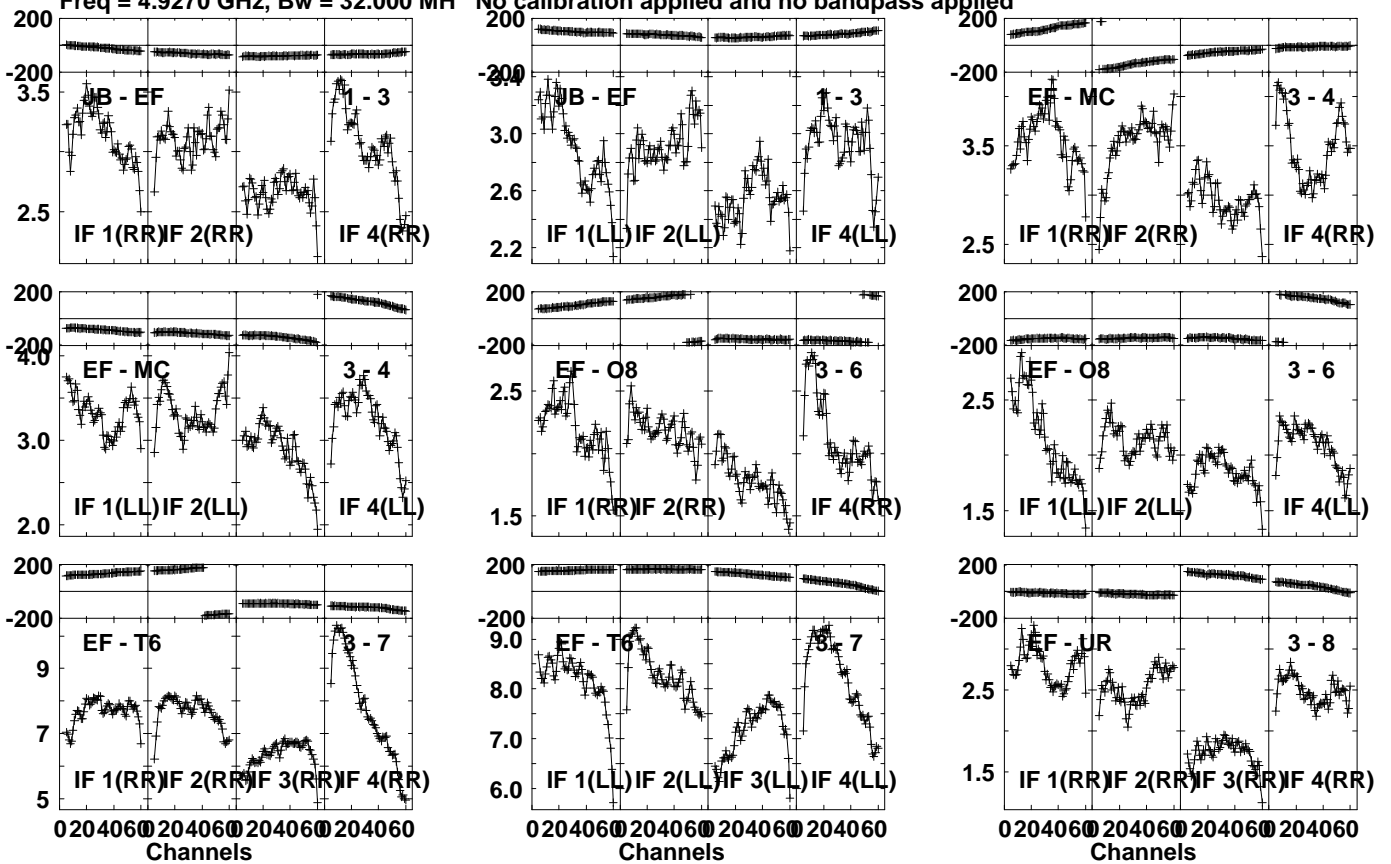
Timerange: 00/11:27:51 to 00/11:31:19

Plot file version 152 created 13-MAR-2023 13:41:32

J0344+1559 ET048B.UVDATA.1

Freq = 4.9270 GHz, Bw = 32.000 MH

No calibration applied and no bandpass applied



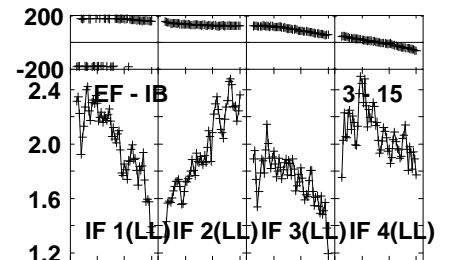
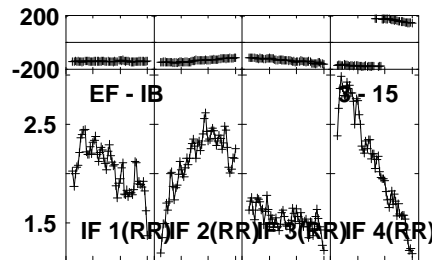
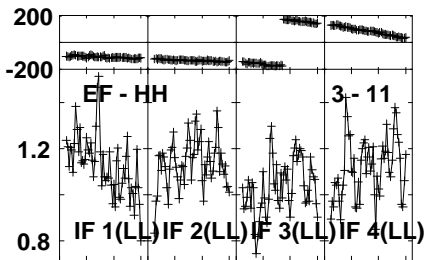
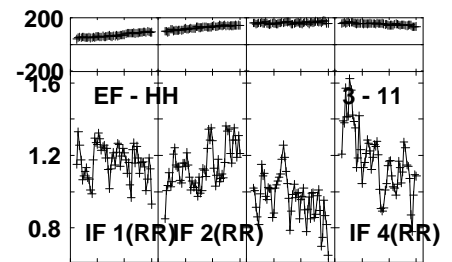
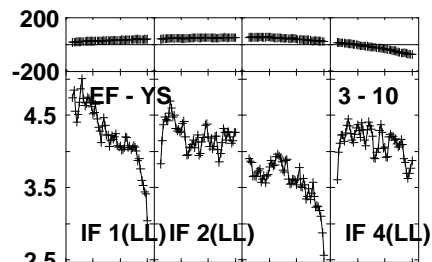
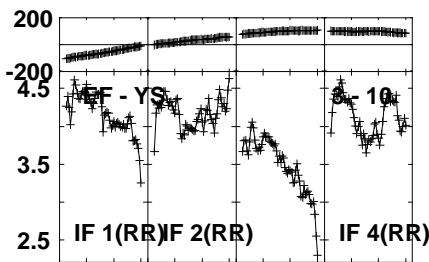
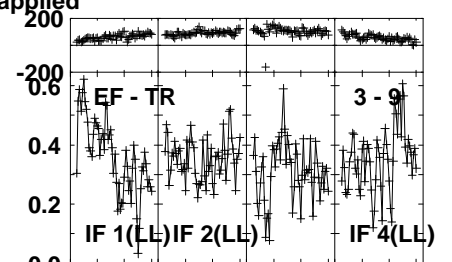
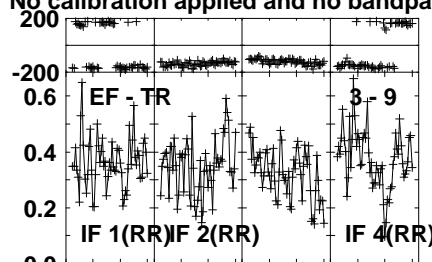
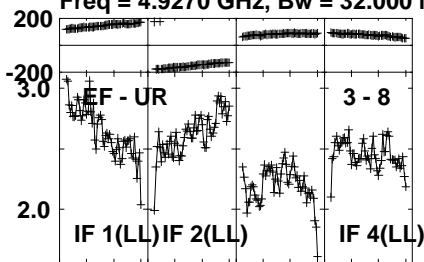
Lower frame: Milli Ampl Jy Top frame: Phas deg
Vector averaged cross-power spectrum Several baselines displayed
Timerange: 00/11:32:01 to 00/11:33:29

Plot file version 153 created 13-MAR-2023 13:41:32

J0344+1559 ET048B.UVDATA.1

Freq = 4.9270 GHz, Bw = 32.000 MH

No calibration applied and no bandpass applied



0204060 204060 204060 204060
Channels

0204060 204060 204060 204060
Channels

0204060 204060 204060 204060
Channels

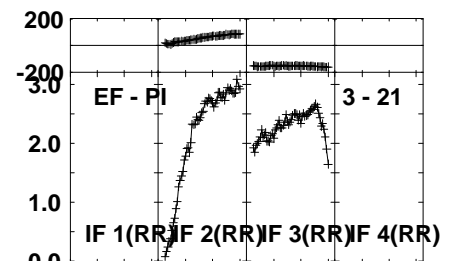
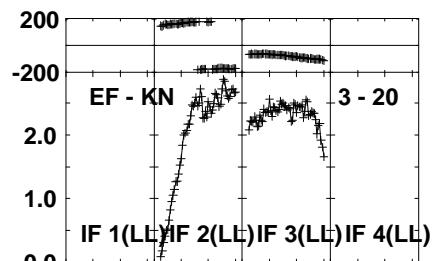
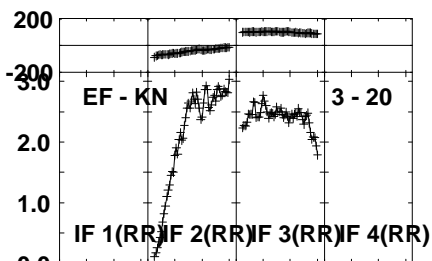
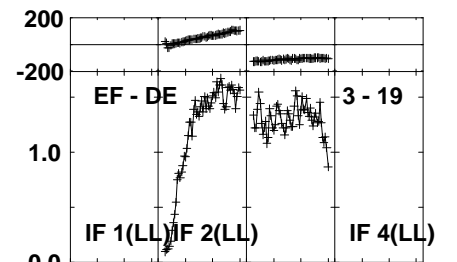
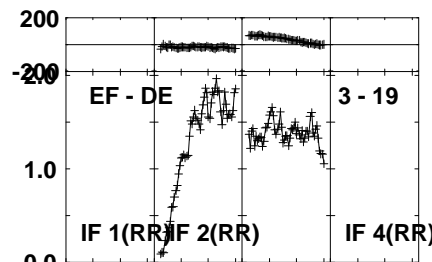
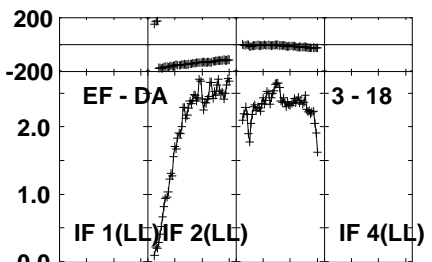
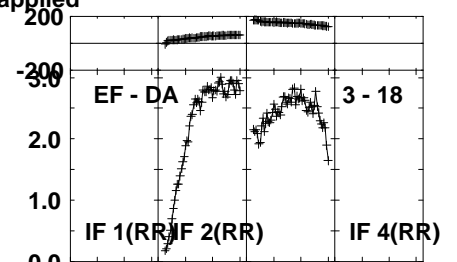
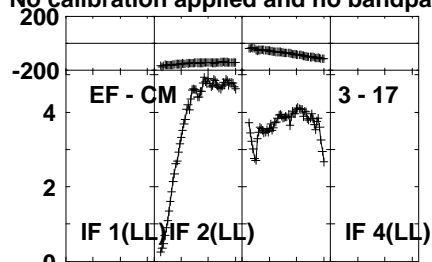
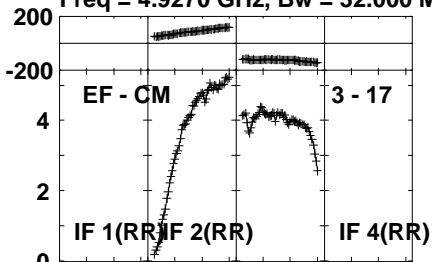
Lower frame: Milli Ampl Jy Top frame: Phas deg
Vector averaged cross-power spectrum Several baselines displayed
Timerange: 00/11:32:01 to 00/11:33:29

Plot file version 154 created 13-MAR-2023 13:41:32

J0344+1559 ET048B.UVDATA.1

Freq = 4.9270 GHz, Bw = 32.000 MH

No calibration applied and no bandpass applied

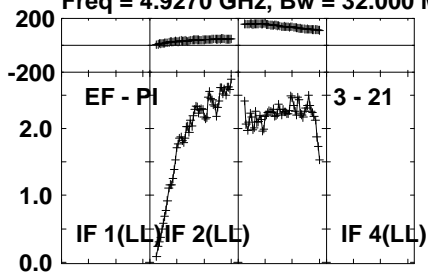


Lower frame: Milli Ampl Jy Top frame: Phas deg
Vector averaged cross-power spectrum Several baselines displayed
Timerange: 00/11:32:01 to 00/11:33:29

Plot file version 155 created 13-MAR-2023 13:41:32

J0344+1559 ET048B.UVDATA.1

Freq = 4.9270 GHz, Bw = 32.000 MH No calibration applied and no bandpass applied



Lower frame: Milli Ampl Jy Top frame: Phas deg

Vector averaged cross-power spectrum Several baselines displayed

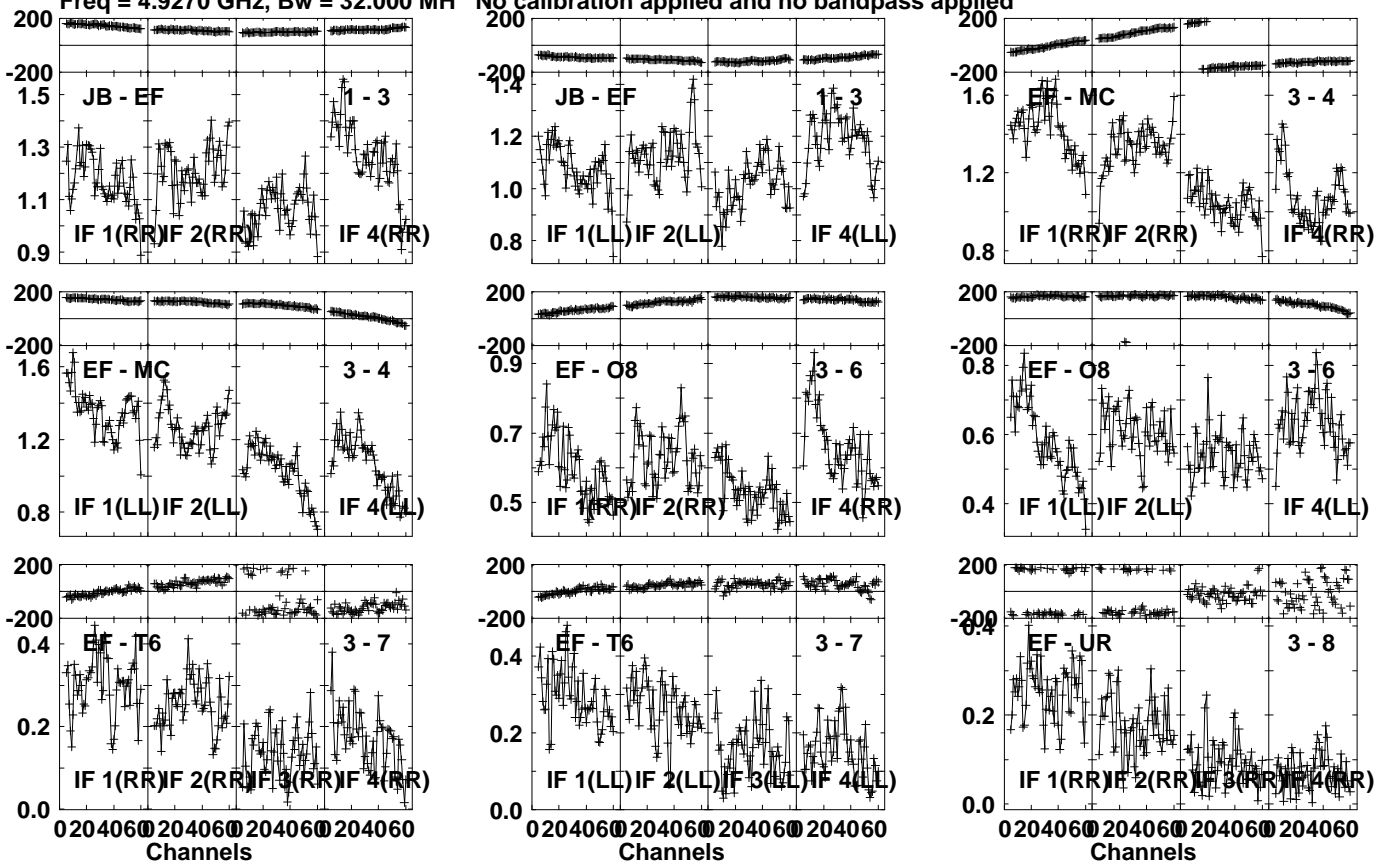
Timerange: 00/11:32:01 to 00/11:33:29

Plot file version 156 created 13-MAR-2023 13:41:32

0350+177 ET048B.UVDATA.1

Freq = 4.9270 GHz, Bw = 32.000 MH

No calibration applied and no bandpass applied



Lower frame: Milli Ampl Jy Top frame: Phas deg

Vector averaged cross-power spectrum Several baselines displayed

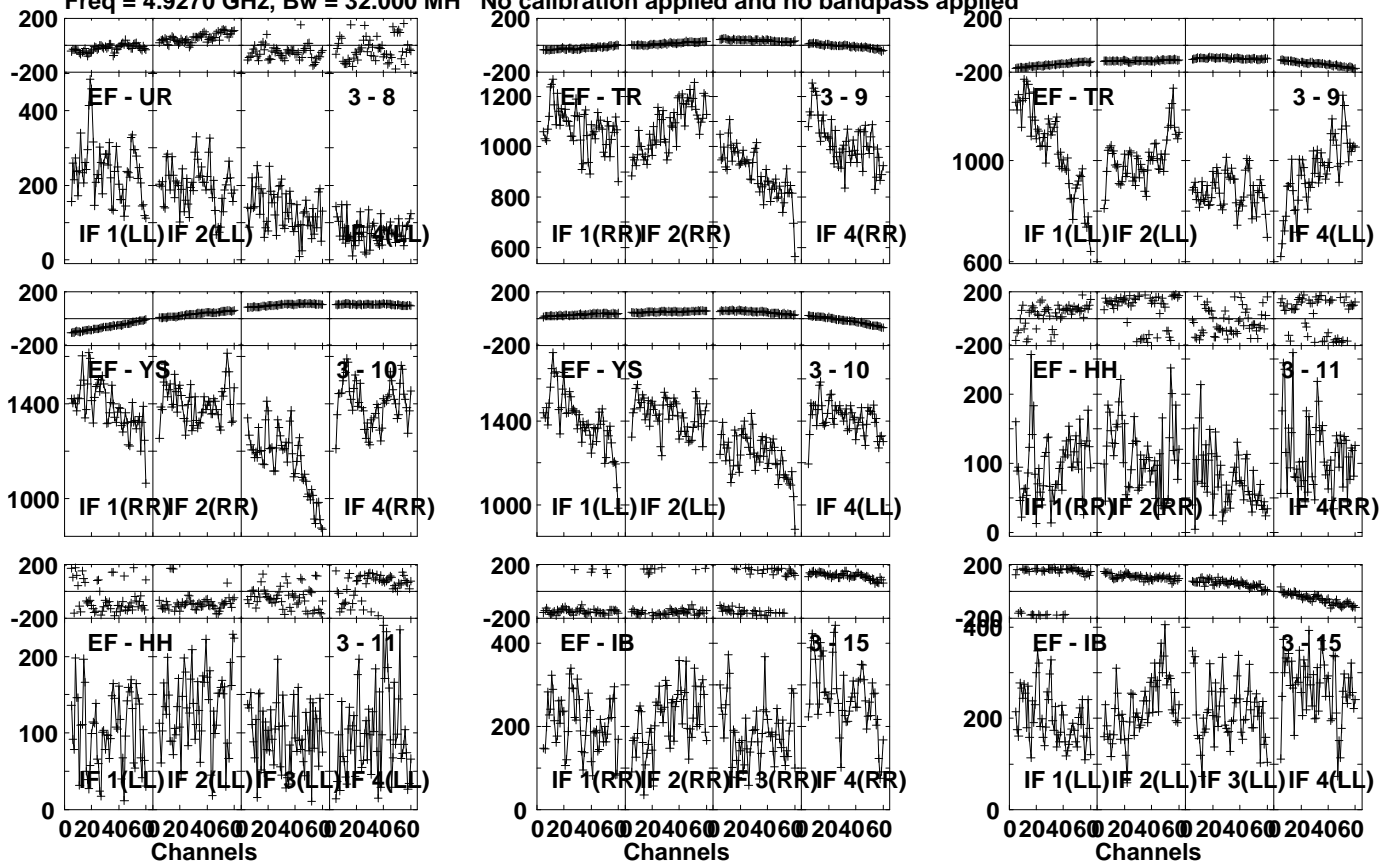
Timerange: 00/11:33:31 to 00/11:36:59

Plot file version 157 created 13-MAR-2023 13:41:32

0350+177 ET048B.UVDATA.1

Freq = 4.9270 GHz, Bw = 32.000 MH

No calibration applied and no bandpass applied



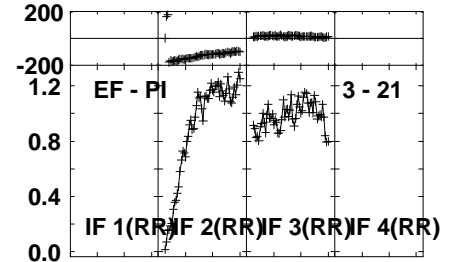
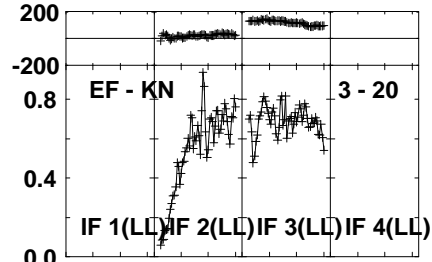
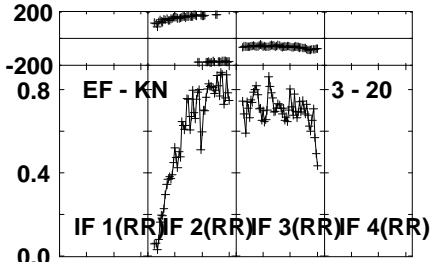
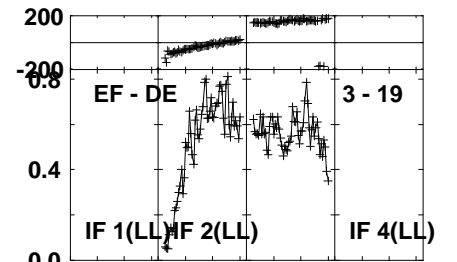
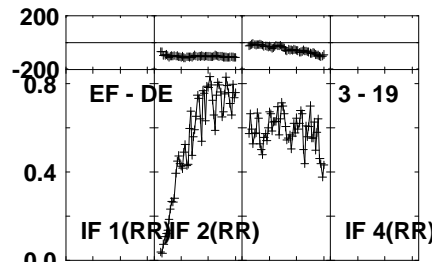
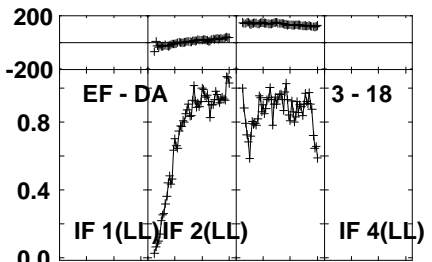
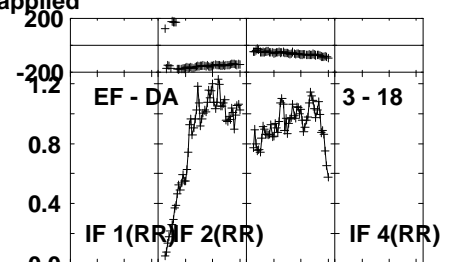
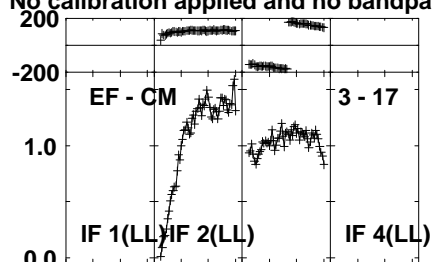
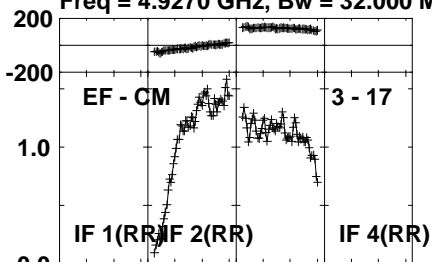
Lower frame: Micro Ampl Jy Top frame: Phas deg
Vector averaged cross-power spectrum Several baselines displayed
Timerange: 00/11:33:31 to 00/11:36:59

Plot file version 158 created 13-MAR-2023 13:41:33

0350+177 ET048B.UVDATA.1

Freq = 4.9270 GHz, Bw = 32.000 MH

No calibration applied and no bandpass applied

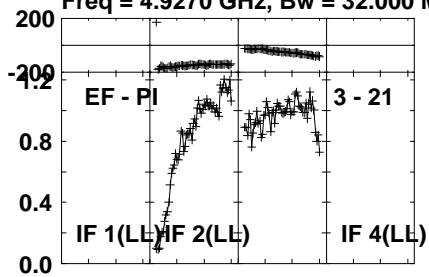


Lower frame: Milli Ampl Jy Top frame: Phas deg
Vector averaged cross-power spectrum Several baselines displayed
Timerange: 00/11:33:31 to 00/11:36:59

Plot file version 159 created 13-MAR-2023 13:41:33

0350+177 ET048B.UVDATA.1

Freq = 4.9270 GHz, Bw = 32.000 MH No calibration applied and no bandpass applied



Lower frame: Milli Ampl Jy Top frame: Phas deg

Vector averaged cross-power spectrum Several baselines displayed

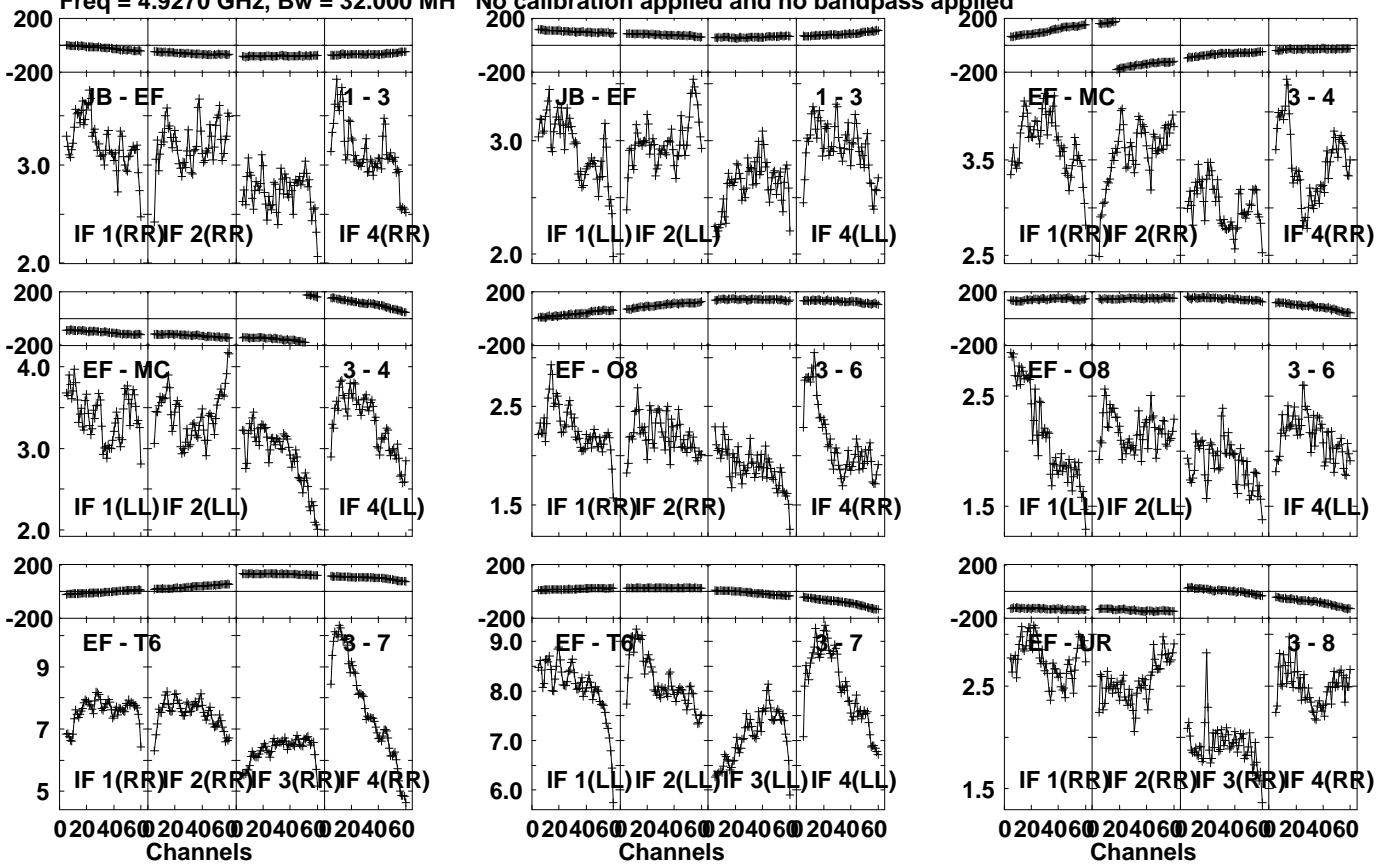
Timerange: 00/11:33:31 to 00/11:36:59

Plot file version 160 created 13-MAR-2023 13:41:33

J0344+1559 ET048B.UVDATA.1

Freq = 4.9270 GHz, Bw = 32.000 MH

No calibration applied and no bandpass applied



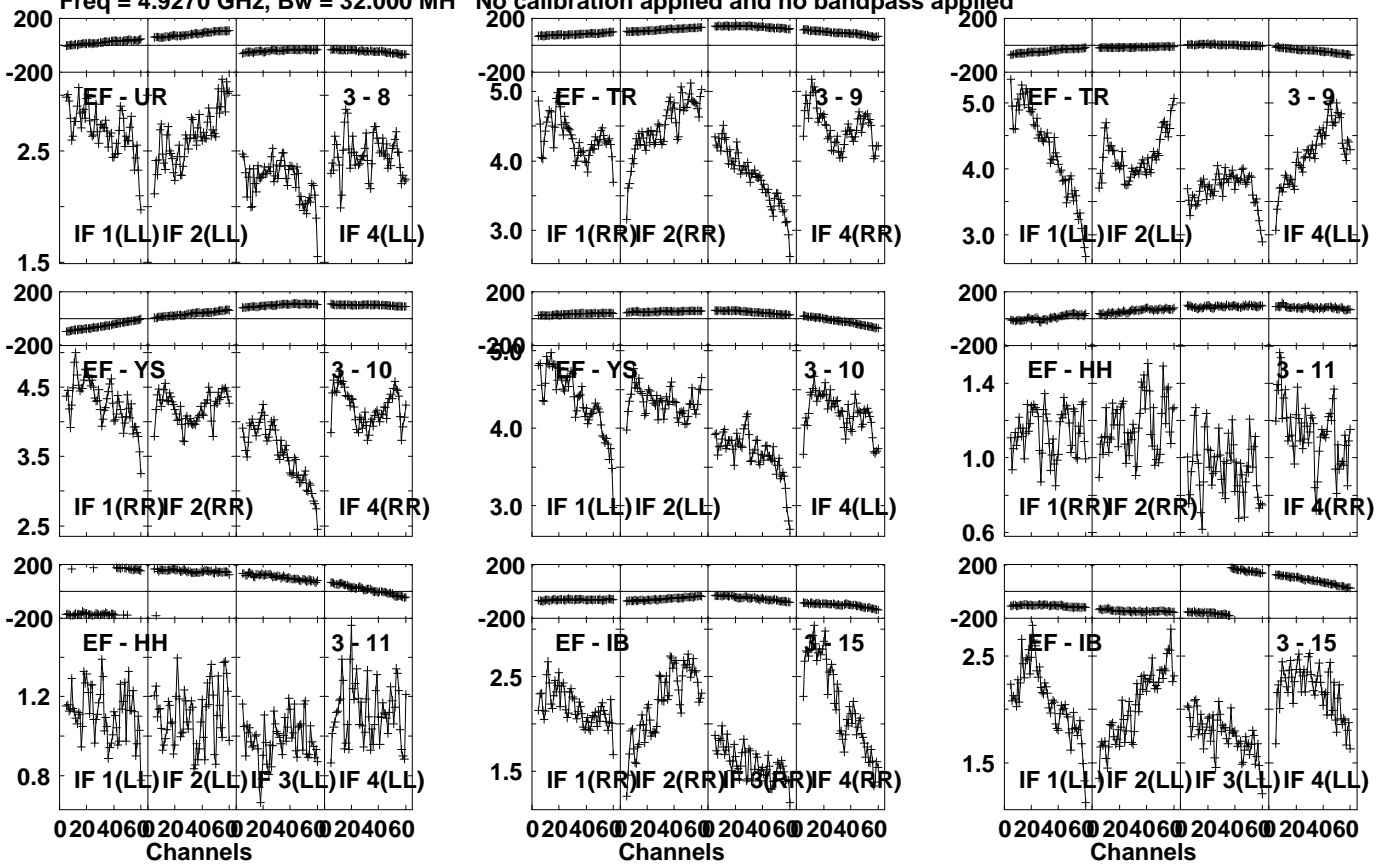
Lower frame: Milli Ampl Jy Top frame: Phas deg
Vector averaged cross-power spectrum Several baselines displayed
Timerange: 00/11:37:01 to 00/11:38:29

Plot file version 161 created 13-MAR-2023 13:41:33

J0344+1559 ET048B.UVDATA.1

Freq = 4.9270 GHz, Bw = 32.000 MH

No calibration applied and no bandpass applied



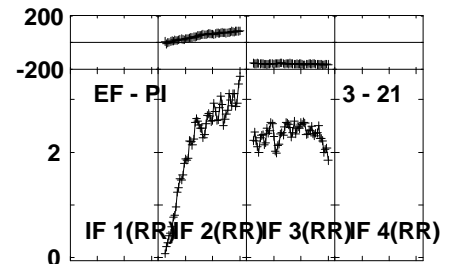
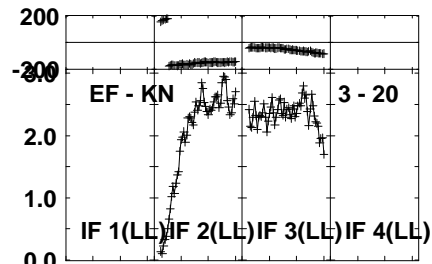
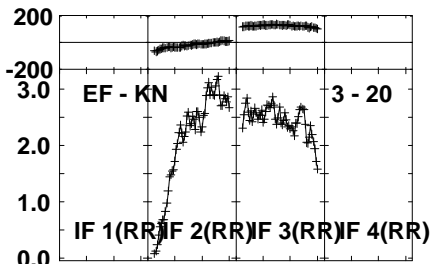
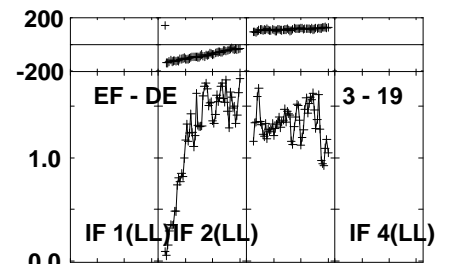
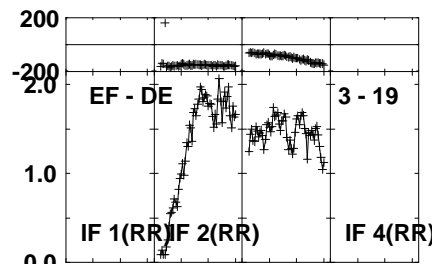
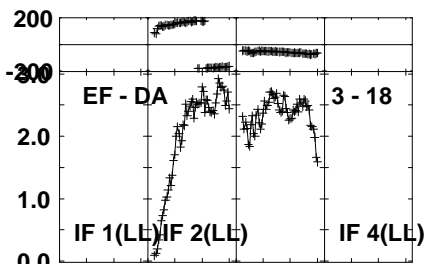
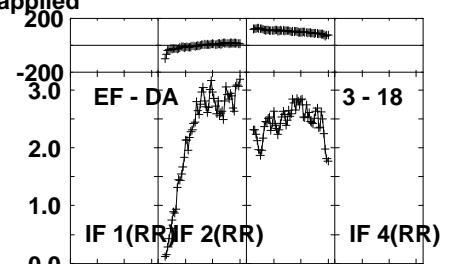
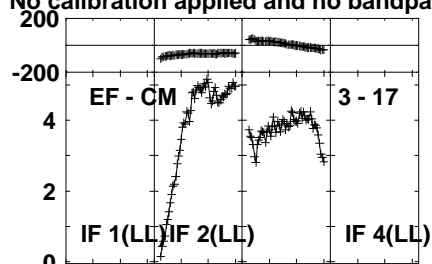
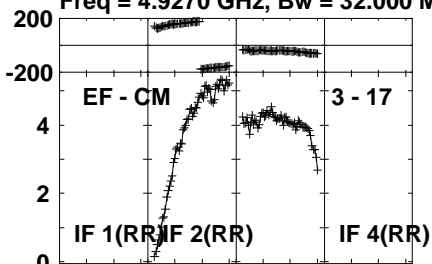
Lower frame: Milli Ampl Jy Top frame: Phas deg
Vector averaged cross-power spectrum Several baselines displayed
Timerange: 00/11:37:01 to 00/11:38:29

Plot file version 162 created 13-MAR-2023 13:41:33

J0344+1559 ET048B.UVDATA.1

Freq = 4.9270 GHz, Bw = 32.000 MH

No calibration applied and no bandpass applied

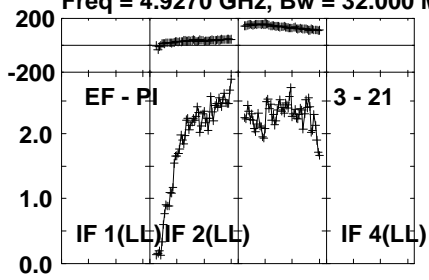


Lower frame: Milli Ampl Jy Top frame: Phas deg
Vector averaged cross-power spectrum Several baselines displayed
Timerange: 00/11:37:01 to 00/11:38:29

Plot file version 163 created 13-MAR-2023 13:41:33

J0344+1559 ET048B.UVDATA.1

Freq = 4.9270 GHz, Bw = 32.000 MH No calibration applied and no bandpass applied



Lower frame: Milli Ampl Jy Top frame: Phas deg

Vector averaged cross-power spectrum Several baselines displayed

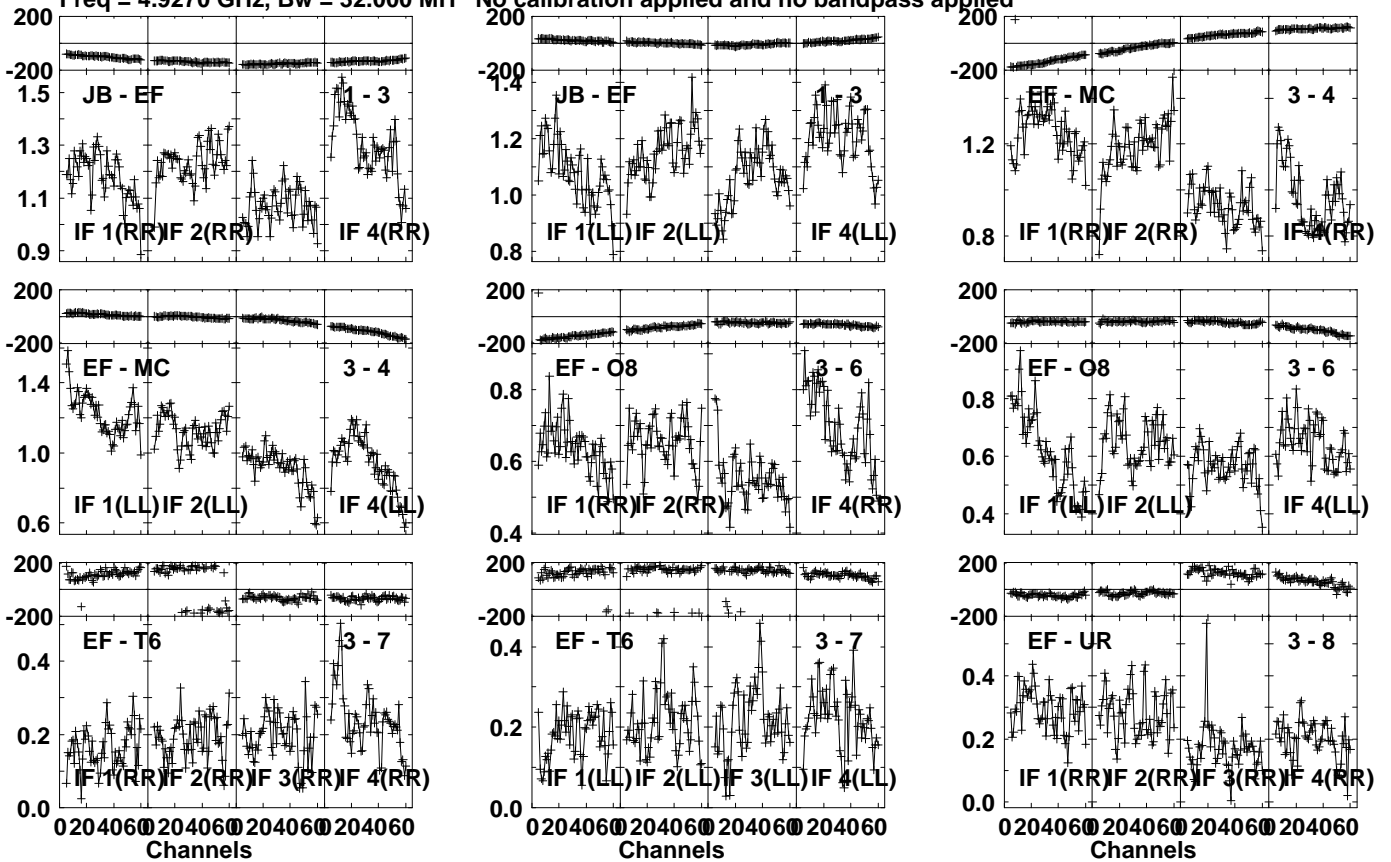
Timerange: 00/11:37:01 to 00/11:38:29

Plot file version 164 created 13-MAR-2023 13:41:33

0350+177 ET048B.UVDATA.1

Freq = 4.9270 GHz, Bw = 32.000 MH

No calibration applied and no bandpass applied



Lower frame: Milli Ampl Jy Top frame: Phas deg

Vector averaged cross-power spectrum Several baselines displayed

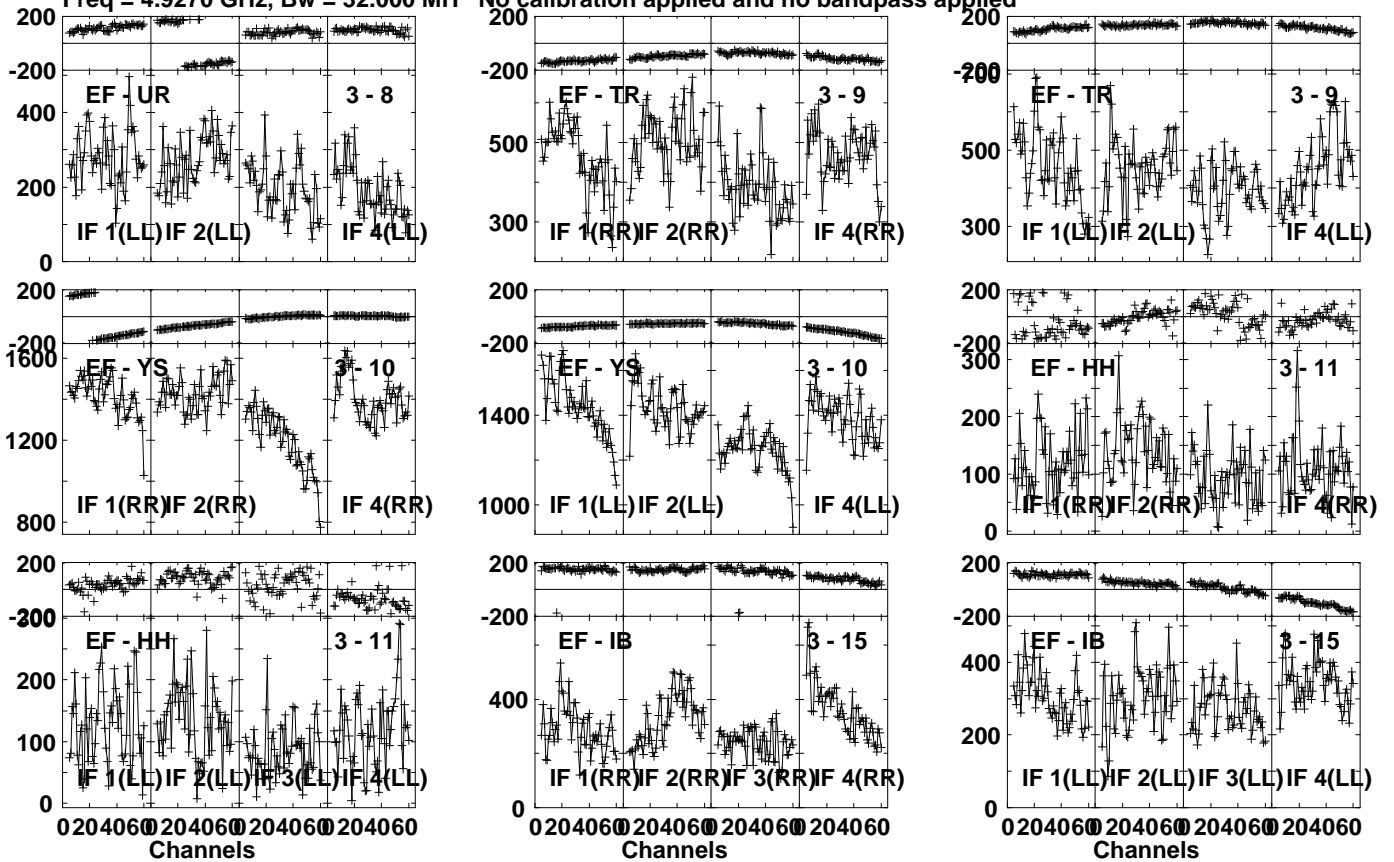
Timerange: 00/11:38:31 to 00/11:41:59

Plot file version 165 created 13-MAR-2023 13:41:33

0350+177 ET048B.UVDATA.1

Freq = 4.9270 GHz, Bw = 32.000 MH

No calibration applied and no bandpass applied



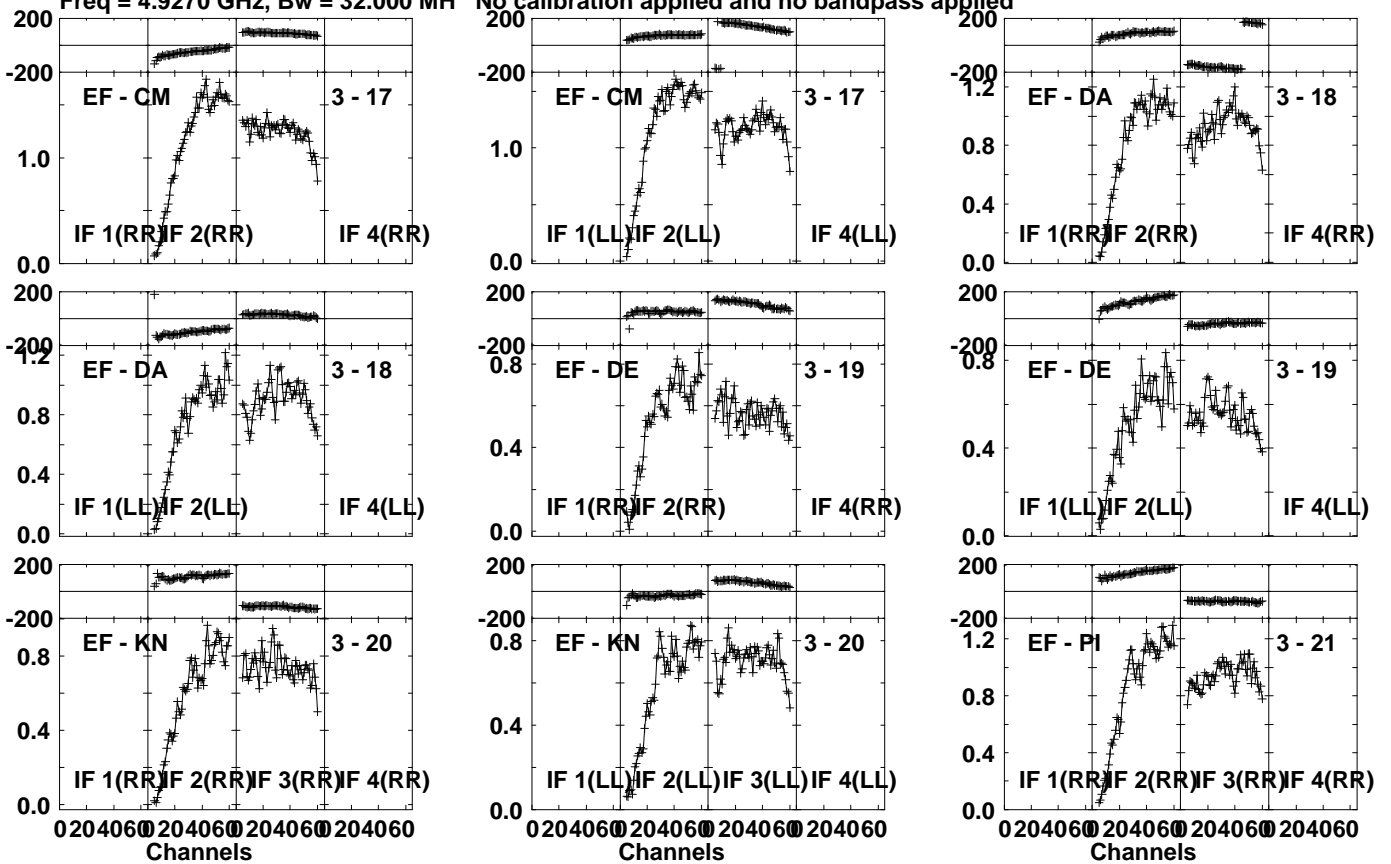
Lower frame: Micro Ampl Jy Top frame: Phas deg
Vector averaged cross-power spectrum Several baselines displayed
Timerange: 00/11:38:31 to 00/11:41:59

Plot file version 166 created 13-MAR-2023 13:41:34

0350+177 ET048B.UVDATA.1

Freq = 4.9270 GHz, Bw = 32.000 MH

No calibration applied and no bandpass applied

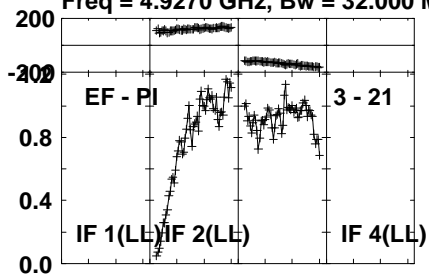


Lower frame: Milli Ampl Jy Top frame: Phas deg
Vector averaged cross-power spectrum Several baselines displayed
Timerange: 00/11:38:31 to 00/11:41:59

Plot file version 167 created 13-MAR-2023 13:41:34

0350+177 ET048B.UVDATA.1

Freq = 4.9270 GHz, Bw = 32.000 MH No calibration applied and no bandpass applied



Lower frame: Milli Ampl Jy Top frame: Phas deg

Vector averaged cross-power spectrum Several baselines displayed

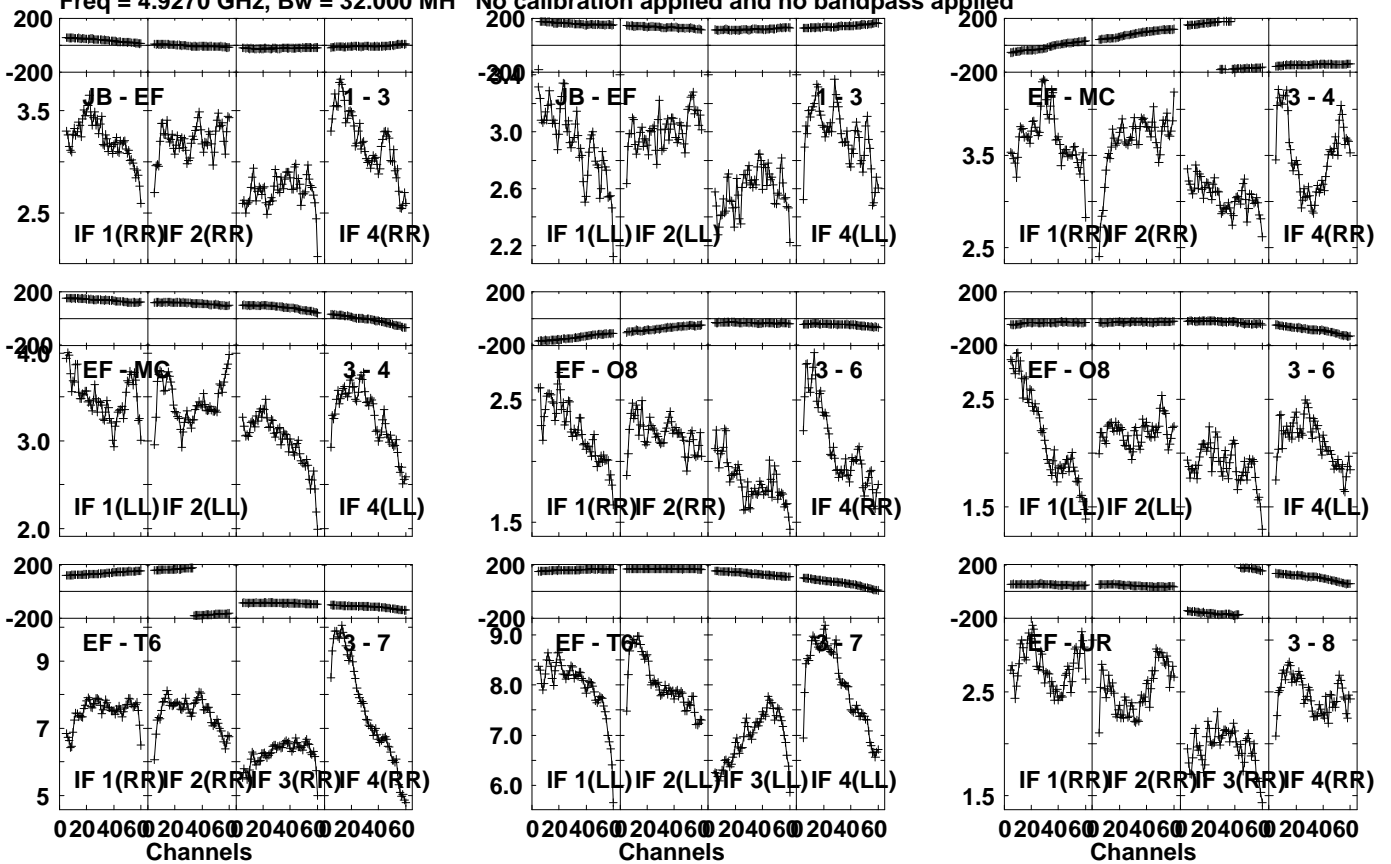
Timerange: 00/11:38:31 to 00/11:41:59

Plot file version 168 created 13-MAR-2023 13:41:34

J0344+1559 ET048B.UVDATA.1

Freq = 4.9270 GHz, Bw = 32.000 MH

No calibration applied and no bandpass applied



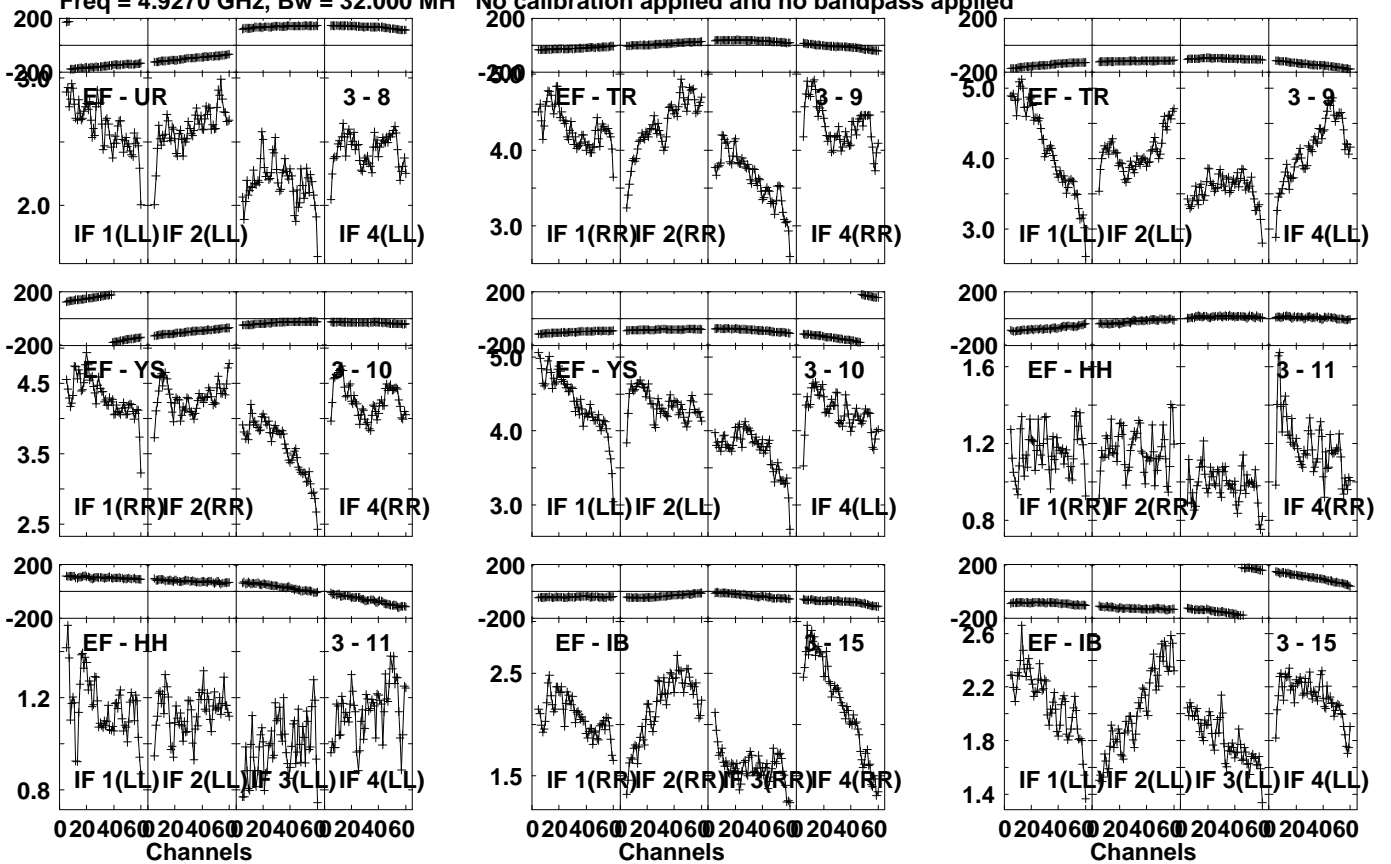
Lower frame: Milli Ampl Jy Top frame: Phas deg
 Vector averaged cross-power spectrum Several baselines displayed
 Timerange: 00/11:42:41 to 00/11:44:09

Plot file version 169 created 13-MAR-2023 13:41:34

J0344+1559 ET048B.UVDATA.1

Freq = 4.9270 GHz, Bw = 32.000 MH

No calibration applied and no bandpass applied



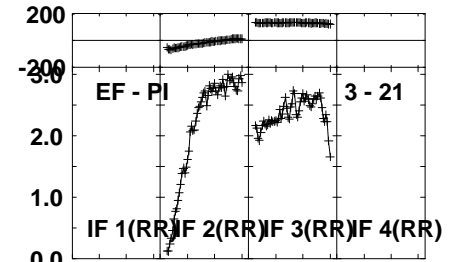
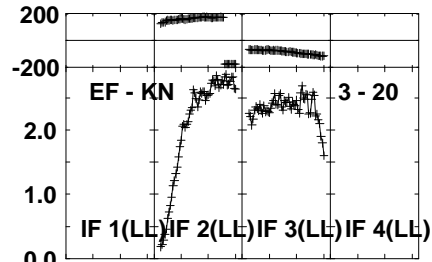
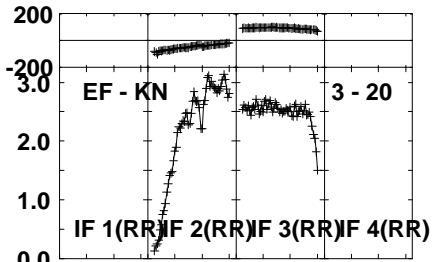
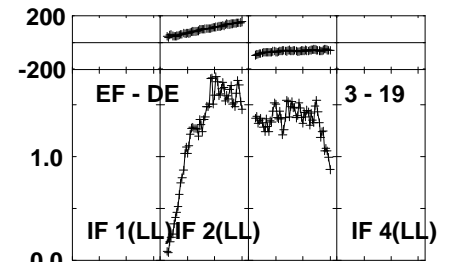
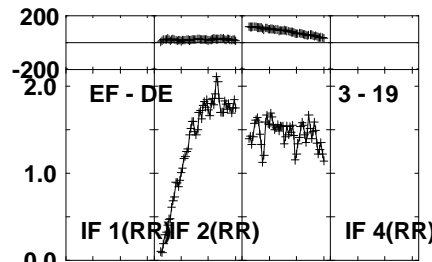
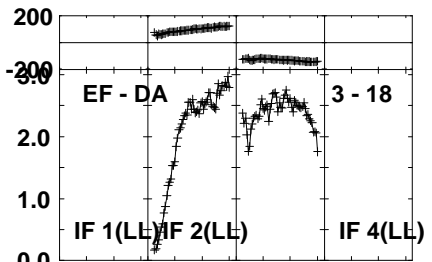
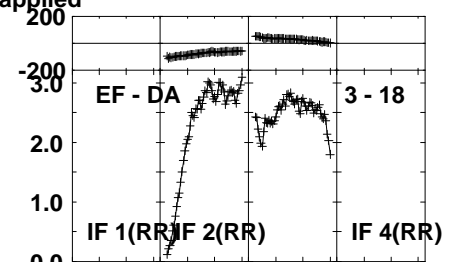
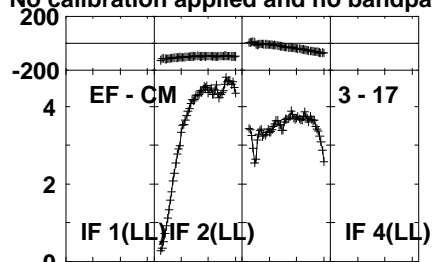
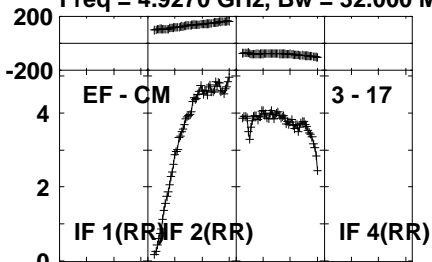
Lower frame: Milli Ampl Jy Top frame: Phas deg
Vector averaged cross-power spectrum Several baselines displayed
Timerange: 00/11:42:41 to 00/11:44:09

Plot file version 170 created 13-MAR-2023 13:41:34

J0344+1559 ET048B.UVDATA.1

Freq = 4.9270 GHz, Bw = 32.000 MH

No calibration applied and no bandpass applied

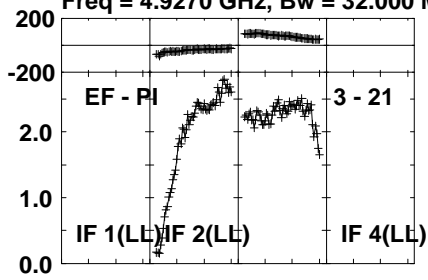


Lower frame: Milli Ampl Jy Top frame: Phas deg
Vector averaged cross-power spectrum Several baselines displayed
Timerange: 00/11:42:41 to 00/11:44:09

Plot file version 171 created 13-MAR-2023 13:41:34

J0344+1559 ET048B.UVDATA.1

Freq = 4.9270 GHz, Bw = 32.000 MH No calibration applied and no bandpass applied



Lower frame: Milli Ampl Jy Top frame: Phas deg

Vector averaged cross-power spectrum Several baselines displayed

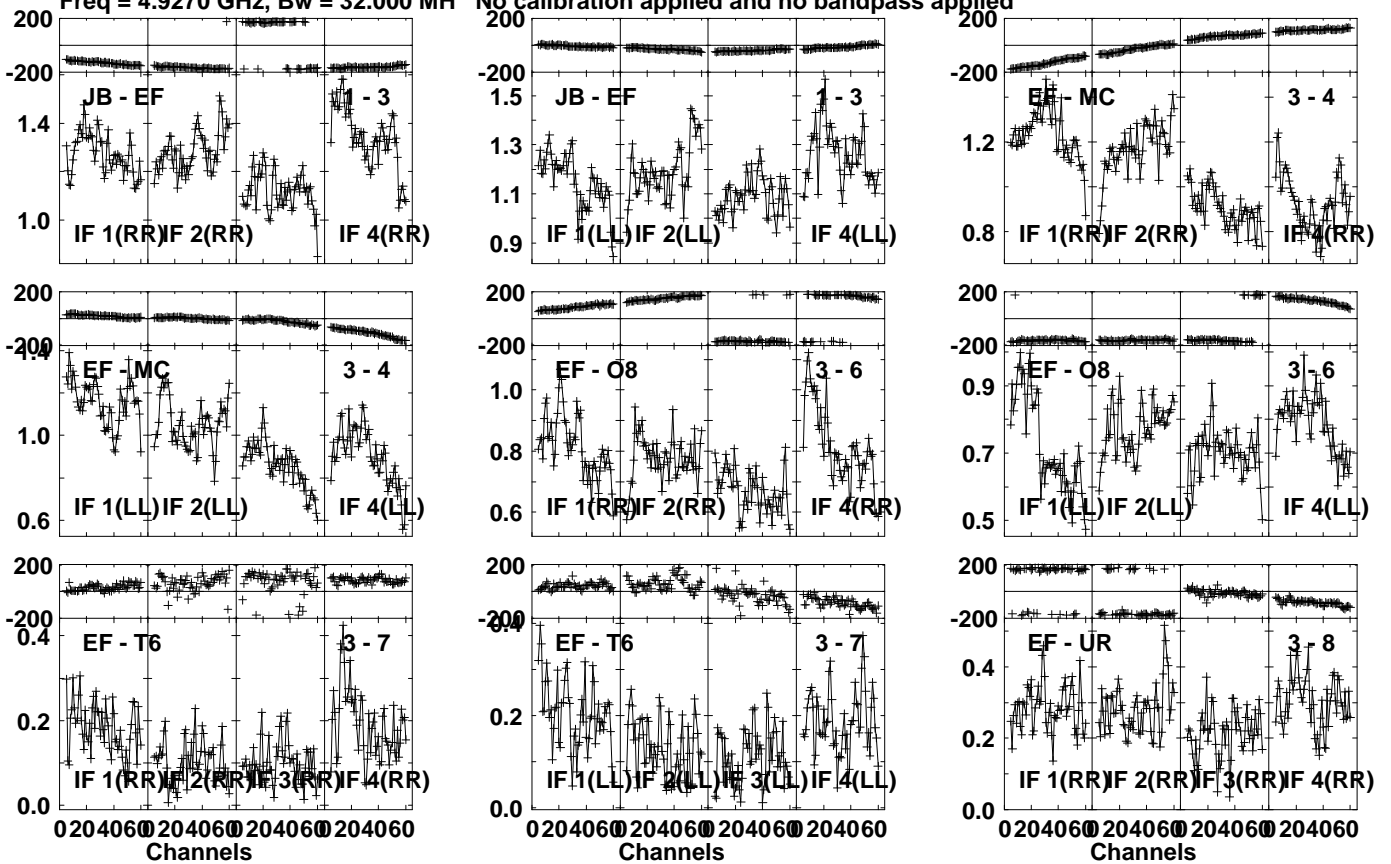
Timerange: 00/11:42:41 to 00/11:44:09

Plot file version 172 created 13-MAR-2023 13:41:34

0350+177 ET048B.UVDATA.1

Freq = 4.9270 GHz, Bw = 32.000 MH

No calibration applied and no bandpass applied



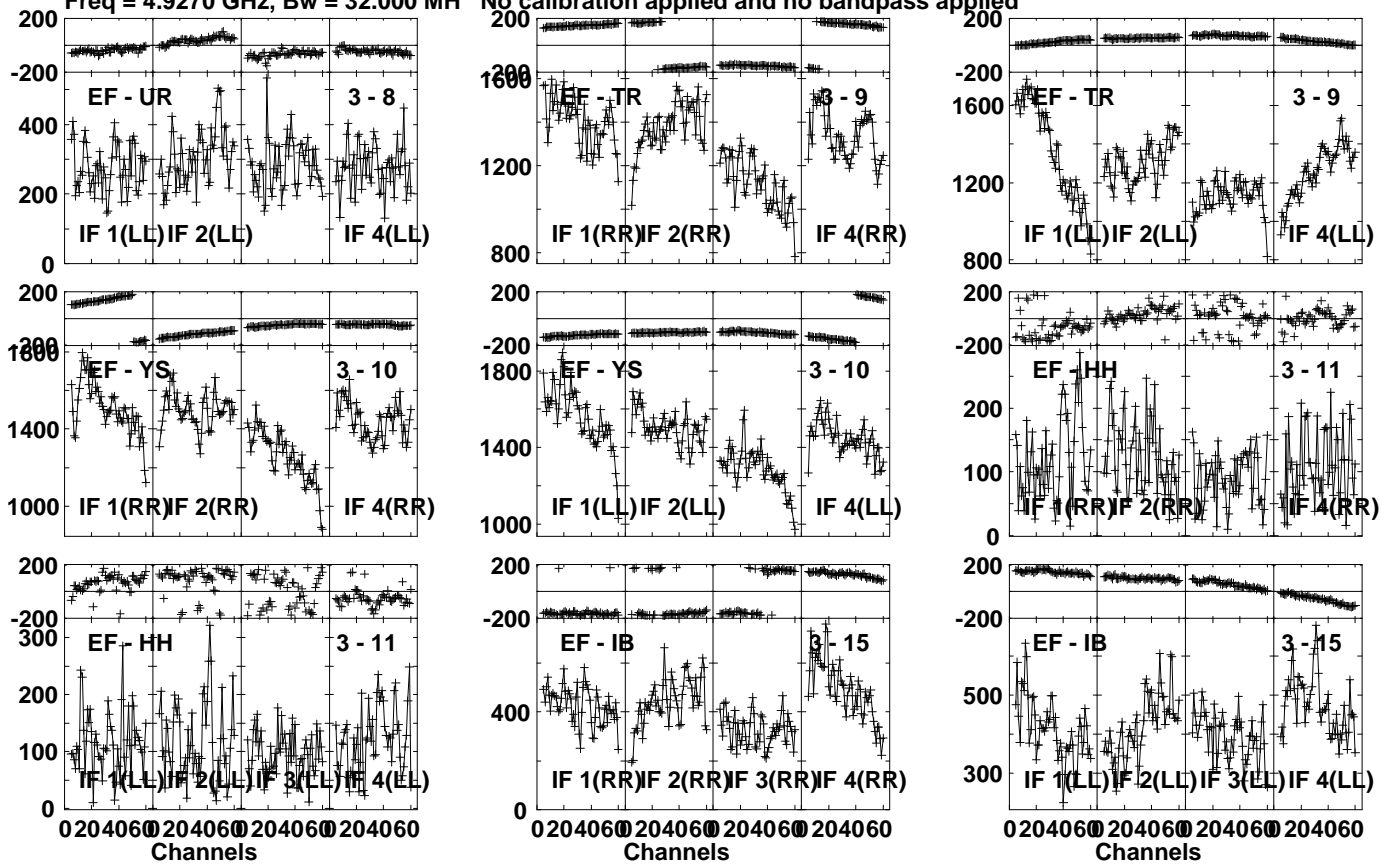
Lower frame: Milli Ampl Jy Top frame: Phas deg
Vector averaged cross-power spectrum Several baselines displayed
Timerange: 00/11:44:11 to 00/11:47:39

Plot file version 173 created 13-MAR-2023 13:41:34

0350+177 ET048B.UVDATA.1

Freq = 4.9270 GHz, Bw = 32.000 MH

No calibration applied and no bandpass applied



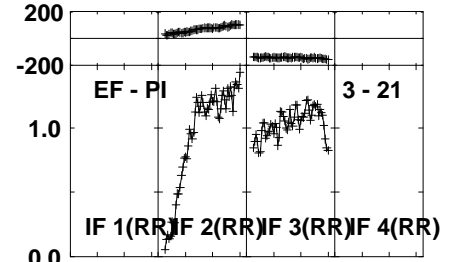
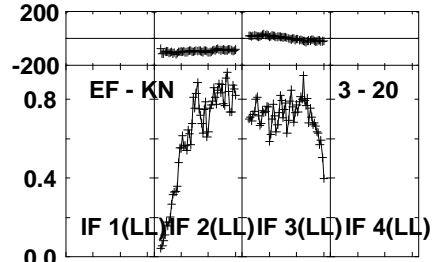
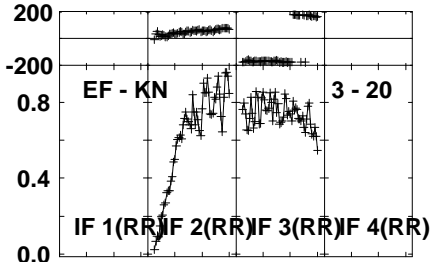
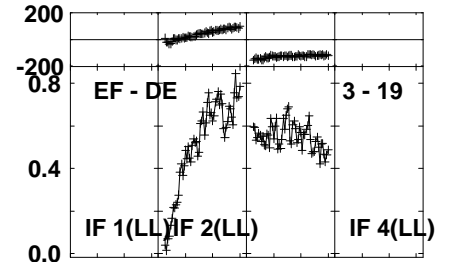
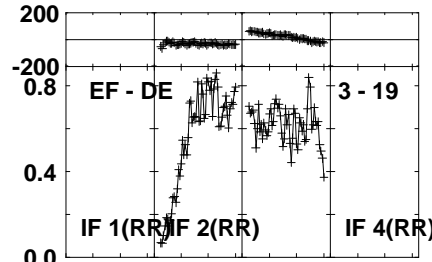
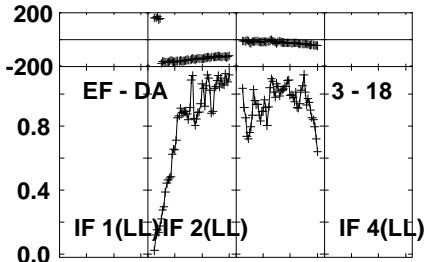
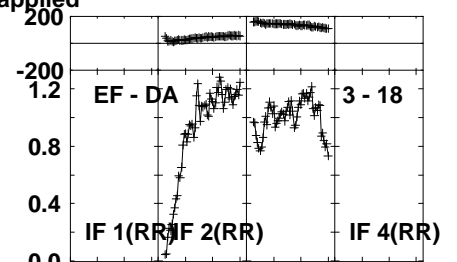
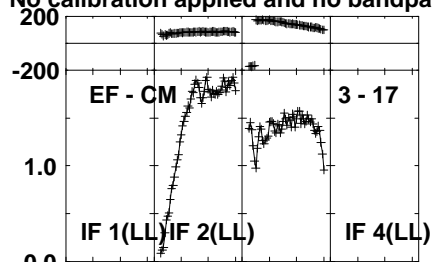
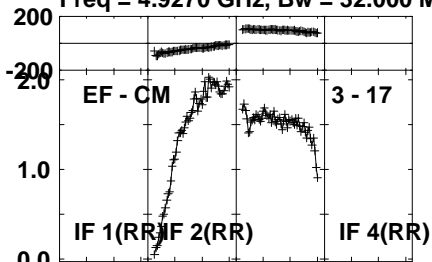
Lower frame: Micro Ampl Jy Top frame: Phas deg
Vector averaged cross-power spectrum Several baselines displayed
Timerange: 00/11:44:11 to 00/11:47:39

Plot file version 174 created 13-MAR-2023 13:41:35

0350+177 ET048B.UVDATA.1

Freq = 4.9270 GHz, Bw = 32.000 MH

No calibration applied and no bandpass applied

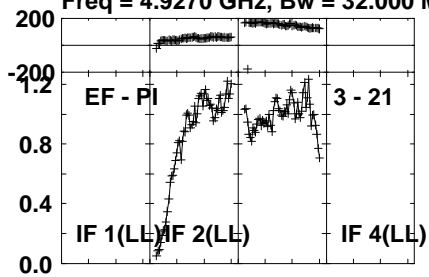


Lower frame: Milli Ampl Jy Top frame: Phas deg
Vector averaged cross-power spectrum Several baselines displayed
Timerange: 00/11:44:11 to 00/11:47:39

Plot file version 175 created 13-MAR-2023 13:41:35

0350+177 ET048B.UVDATA.1

Freq = 4.9270 GHz, Bw = 32.000 MH No calibration applied and no bandpass applied



Lower frame: Milli Ampl Jy Top frame: Phas deg

Vector averaged cross-power spectrum Several baselines displayed

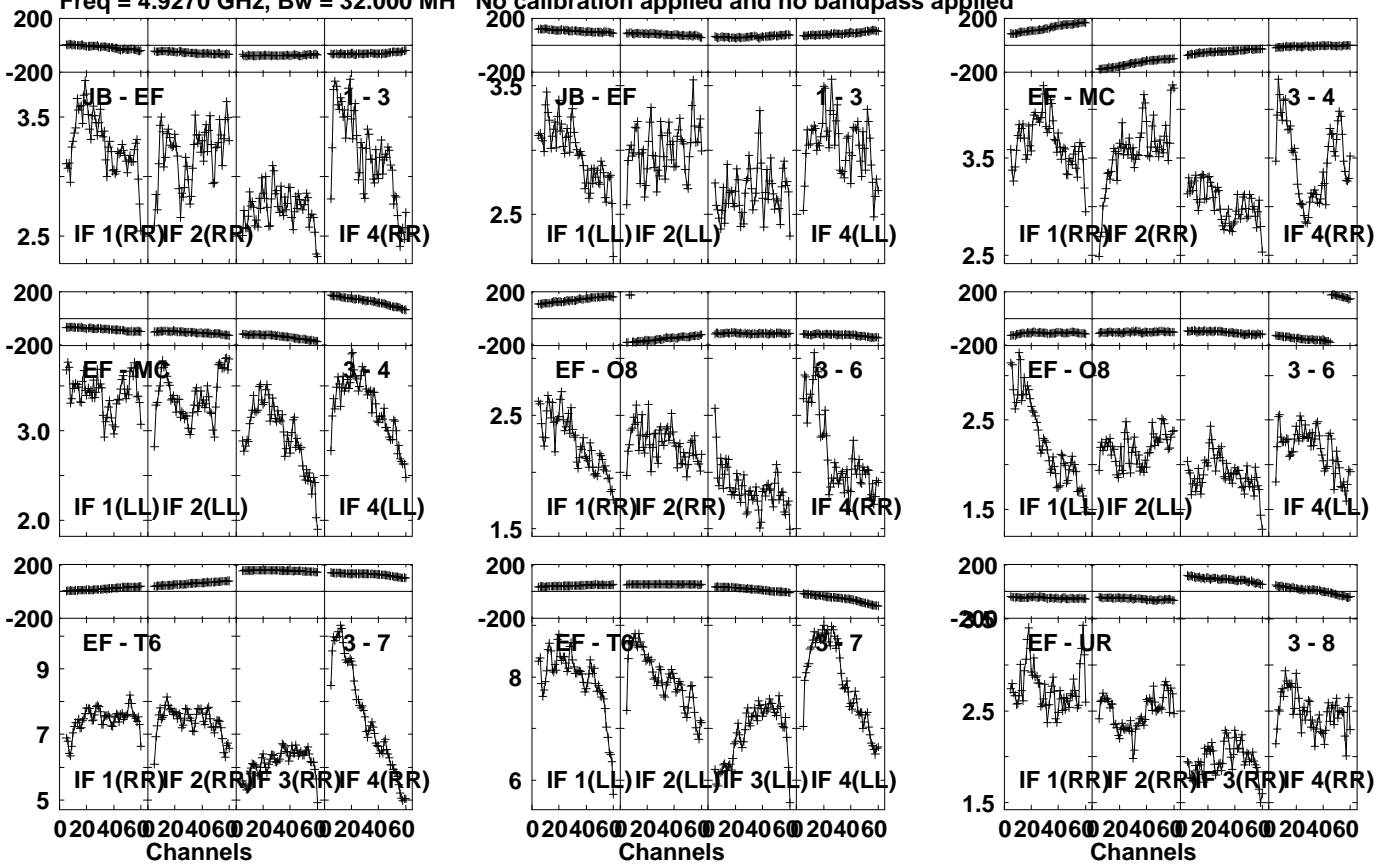
Timerange: 00/11:44:11 to 00/11:47:39

Plot file version 176 created 13-MAR-2023 13:41:35

J0344+1559 ET048B.UVDATA.1

Freq = 4.9270 GHz, Bw = 32.000 MH

No calibration applied and no bandpass applied



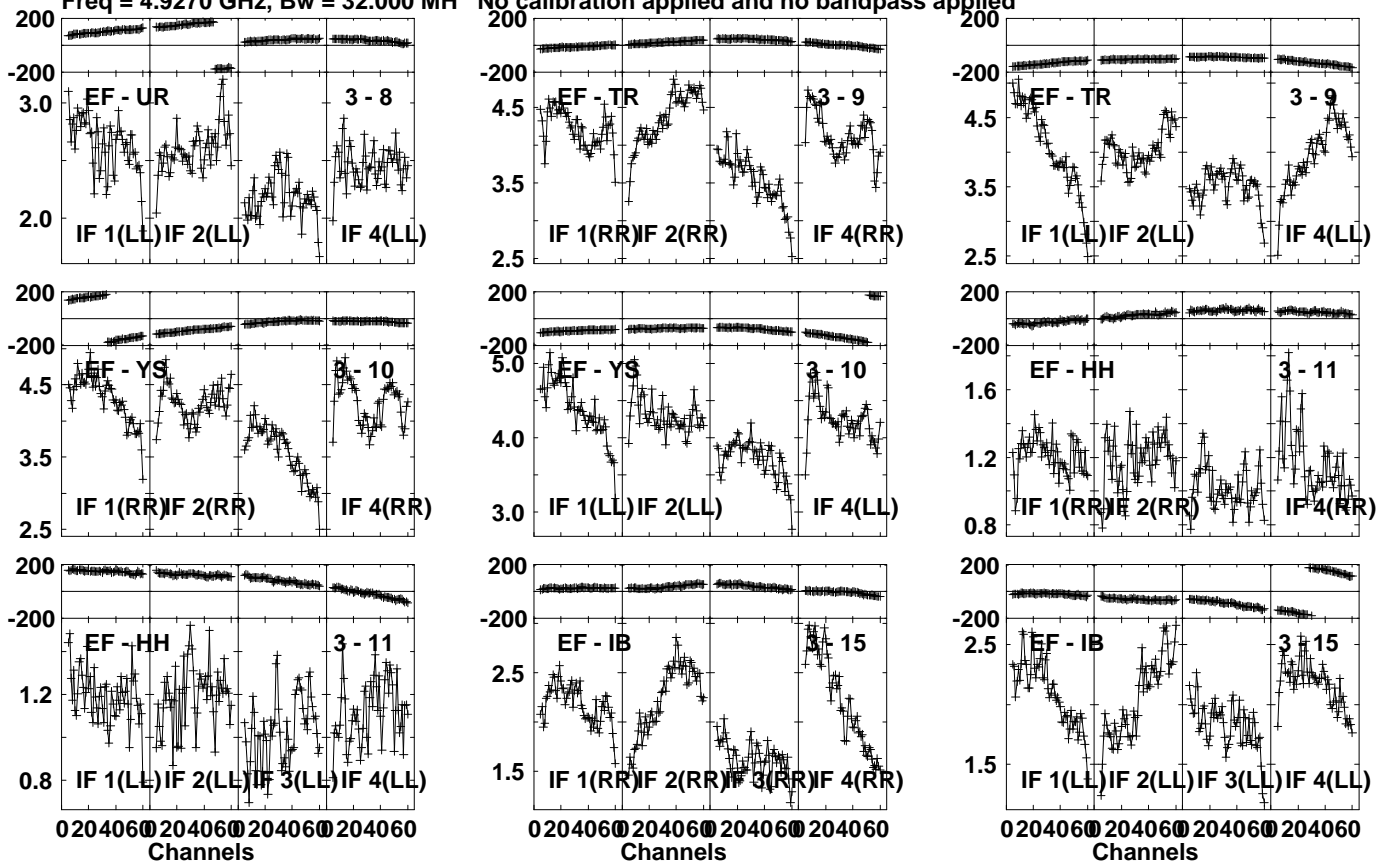
Lower frame: Milli Ampl Jy Top frame: Phas deg
 Vector averaged cross-power spectrum Several baselines displayed
 Timerange: 00/11:47:41 to 00/11:49:09

Plot file version 177 created 13-MAR-2023 13:41:35

J0344+1559 ET048B.UVDATA.1

Freq = 4.9270 GHz, Bw = 32.000 MH

No calibration applied and no bandpass applied



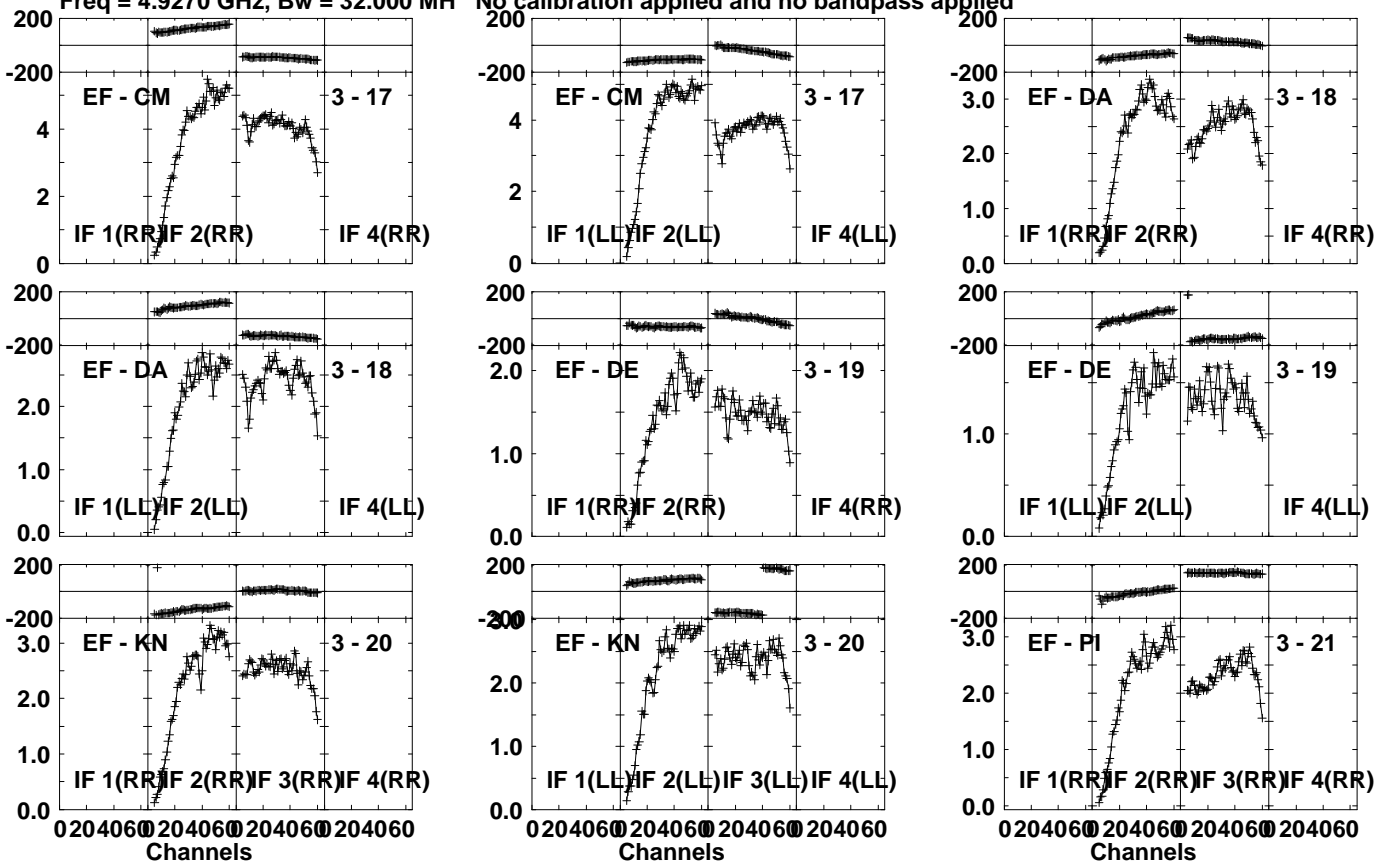
Lower frame: Milli Ampl Jy Top frame: Phas deg
Vector averaged cross-power spectrum Several baselines displayed
Timerange: 00/11:47:41 to 00/11:49:09

Plot file version 178 created 13-MAR-2023 13:41:35

J0344+1559 ET048B.UVDATA.1

Freq = 4.9270 GHz, Bw = 32.000 MH

No calibration applied and no bandpass applied

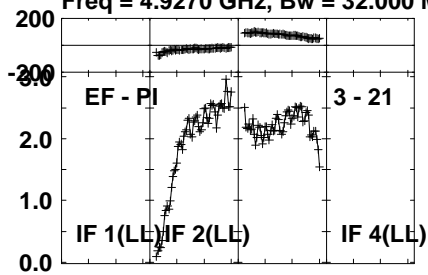


Lower frame: Milli Ampl Jy Top frame: Phas deg
Vector averaged cross-power spectrum Several baselines displayed
Timerange: 00/11:47:41 to 00/11:49:09

Plot file version 179 created 13-MAR-2023 13:41:35

J0344+1559 ET048B.UVDATA.1

Freq = 4.9270 GHz, Bw = 32.000 MH No calibration applied and no bandpass applied



Lower frame: Milli Ampl Jy Top frame: Phas deg

Vector averaged cross-power spectrum Several baselines displayed

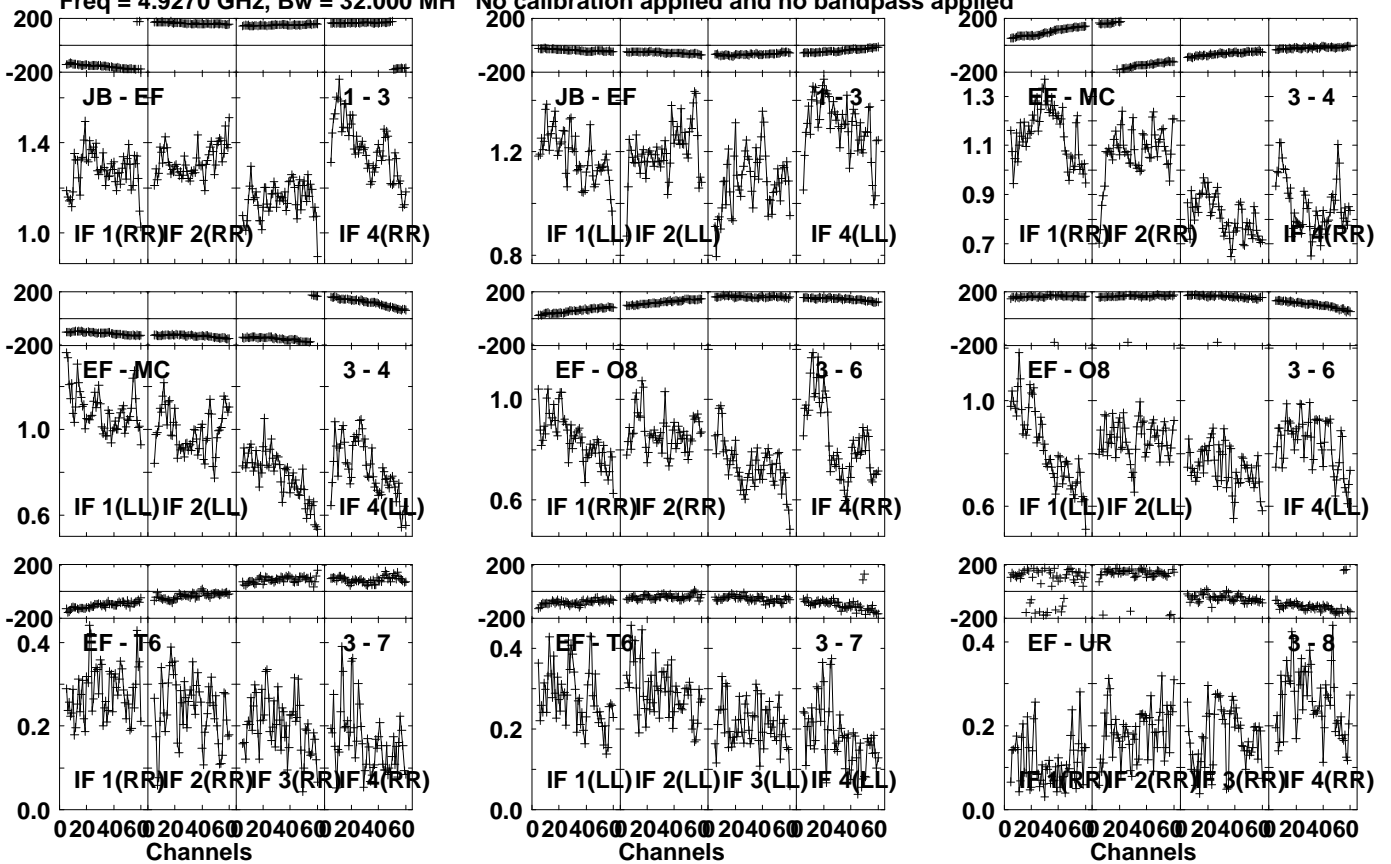
Timerange: 00/11:47:41 to 00/11:49:09

Plot file version 180 created 13-MAR-2023 13:41:35

0350+177 ET048B.UVDATA.1

Freq = 4.9270 GHz, Bw = 32.000 MH

No calibration applied and no bandpass applied



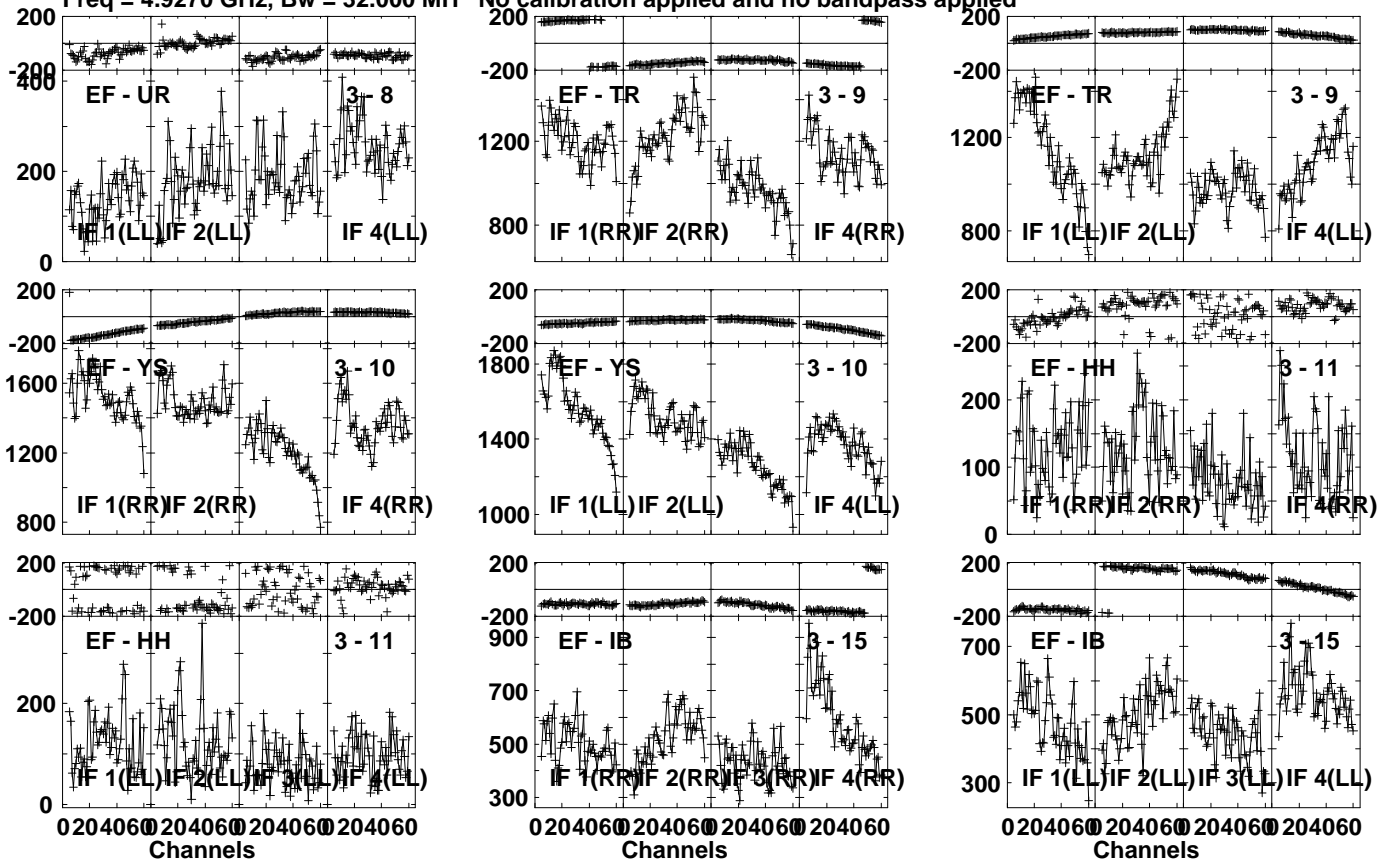
Lower frame: Milli Ampl Jy Top frame: Phas deg
Vector averaged cross-power spectrum Several baselines displayed
Timerange: 00/11:49:11 to 00/11:52:39

Plot file version 181 created 13-MAR-2023 13:41:35

0350+177 ET048B.UVDATA.1

Freq = 4.9270 GHz, Bw = 32.000 MH

No calibration applied and no bandpass applied



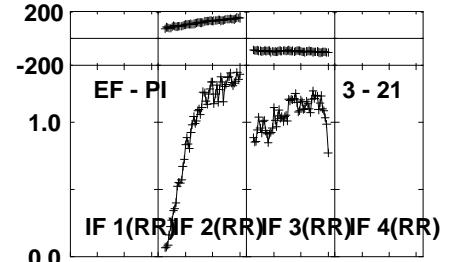
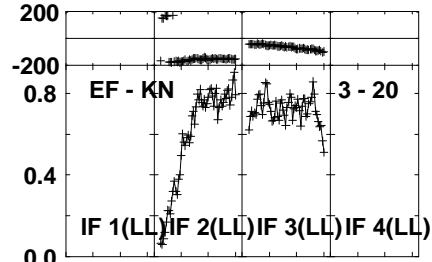
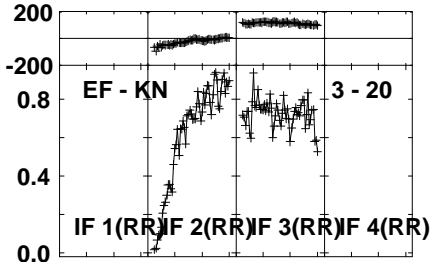
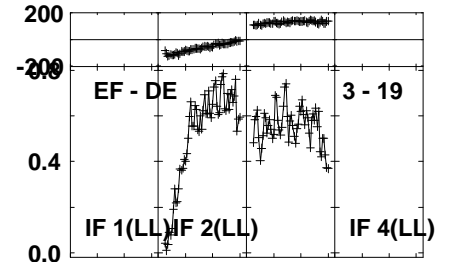
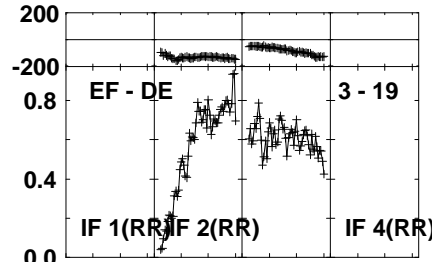
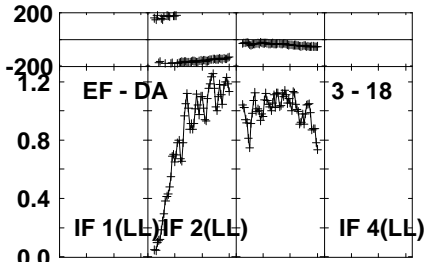
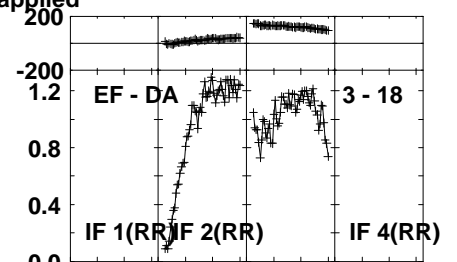
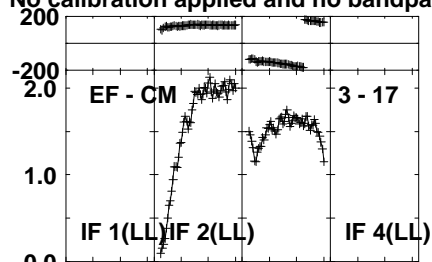
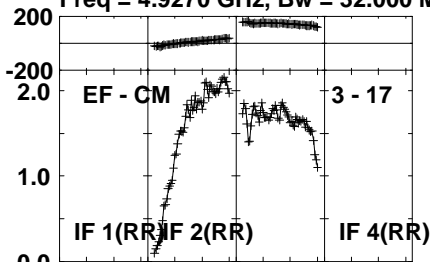
Lower frame: Micro Ampl Jy Top frame: Phas deg
Vector averaged cross-power spectrum Several baselines displayed
Timerange: 00/11:49:11 to 00/11:52:39

Plot file version 182 created 13-MAR-2023 13:41:35

0350+177 ET048B.UVDATA.1

Freq = 4.9270 GHz, Bw = 32.000 MH

No calibration applied and no bandpass applied

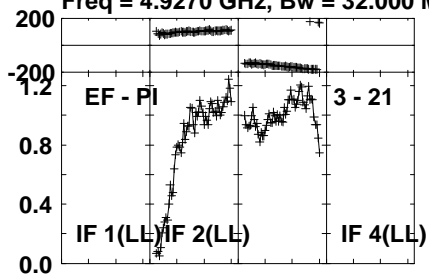


Lower frame: Milli Ampl Jy Top frame: Phas deg
Vector averaged cross-power spectrum Several baselines displayed
Timerange: 00/11:49:11 to 00/11:52:39

Plot file version 183 created 13-MAR-2023 13:41:36

0350+177 ET048B.UVDATA.1

Freq = 4.9270 GHz, Bw = 32.000 MH No calibration applied and no bandpass applied



Lower frame: Milli Ampl Jy Top frame: Phas deg

Vector averaged cross-power spectrum Several baselines displayed

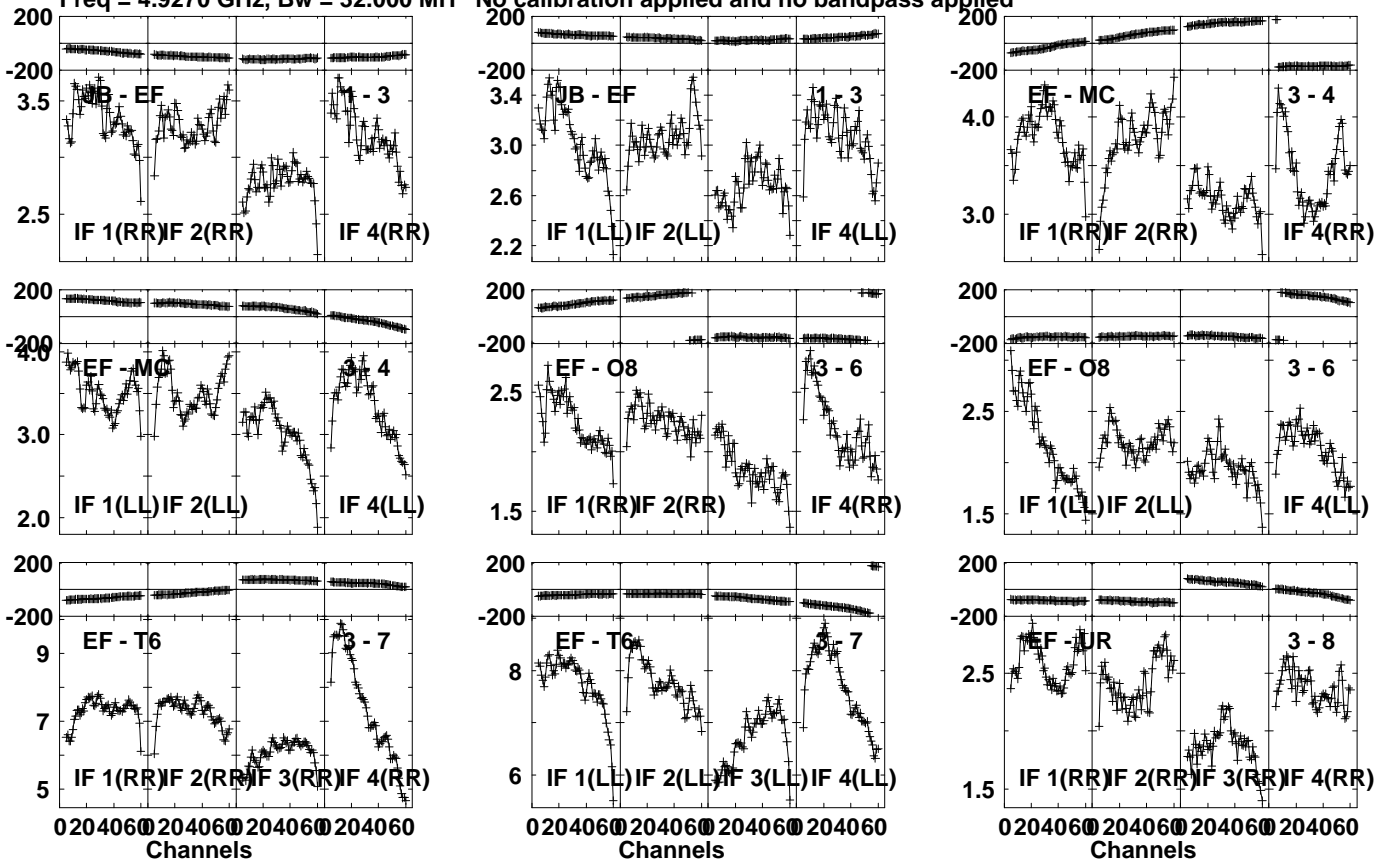
Timerange: 00/11:49:11 to 00/11:52:39

Plot file version 184 created 13-MAR-2023 13:41:36

J0344+1559 ET048B.UVDATA.1

Freq = 4.9270 GHz, Bw = 32.000 MH

No calibration applied and no bandpass applied



Lower frame: Milli Ampl Jy Top frame: Phas deg

Vector averaged cross-power spectrum Several baselines displayed

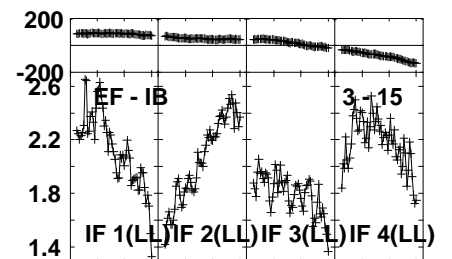
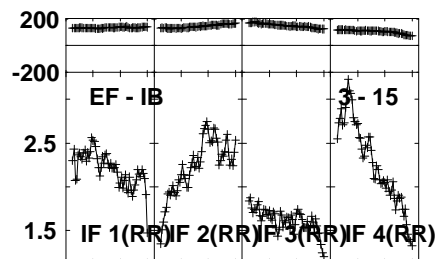
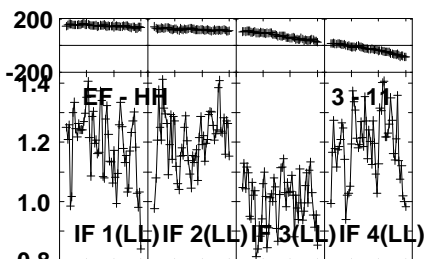
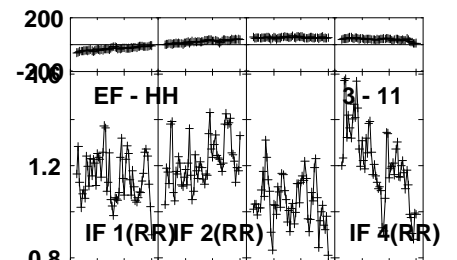
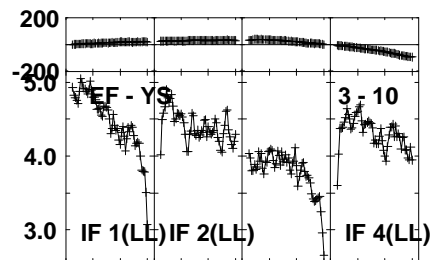
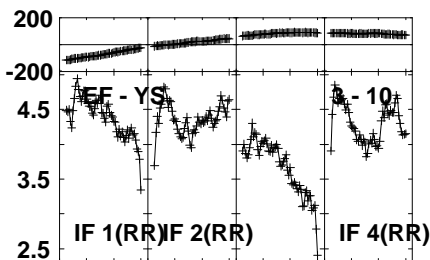
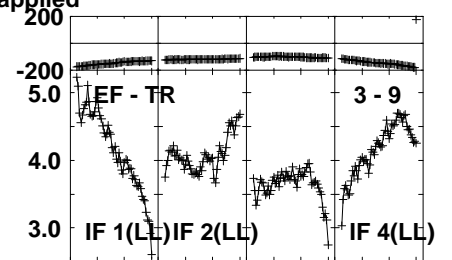
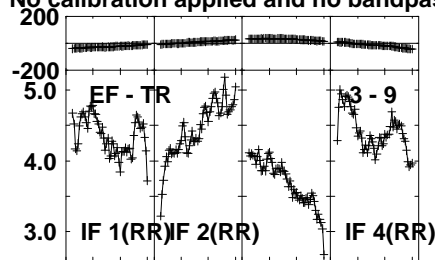
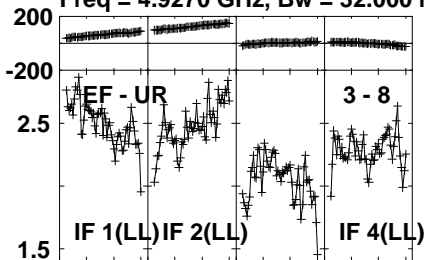
Timerange: 00/11:53:21 to 00/11:54:49

Plot file version 185 created 13-MAR-2023 13:41:36

J0344+1559 ET048B.UVDATA.1

Freq = 4.9270 GHz, Bw = 32.000 MH

No calibration applied and no bandpass applied



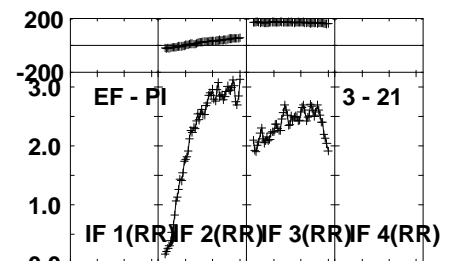
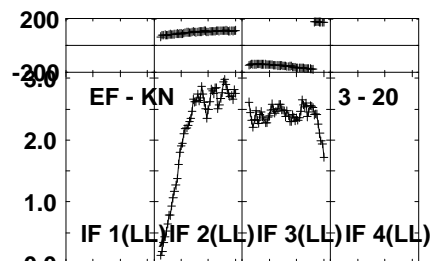
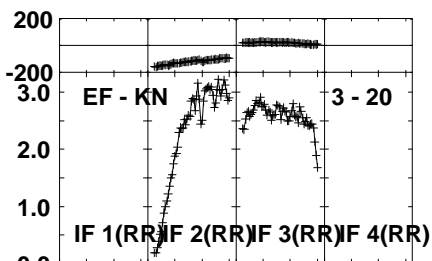
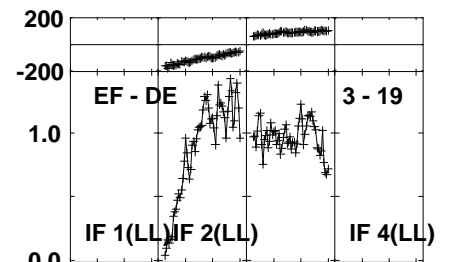
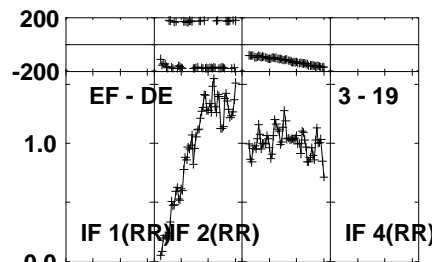
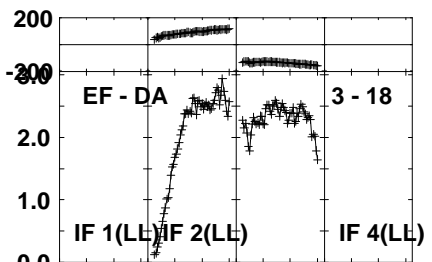
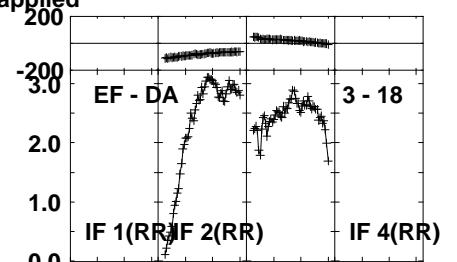
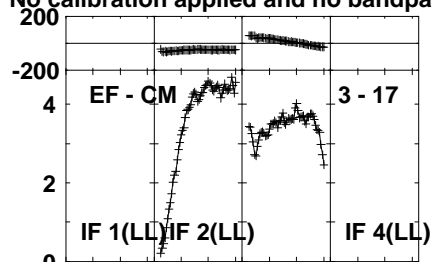
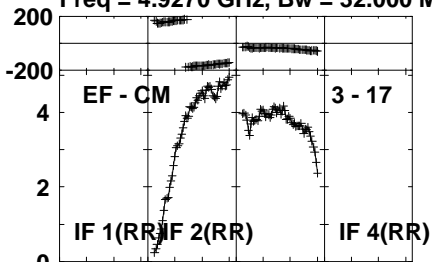
Lower frame: Milli Ampl Jy Top frame: Phas deg
Vector averaged cross-power spectrum Several baselines displayed
Timerange: 00/11:53:21 to 00/11:54:49

Plot file version 186 created 13-MAR-2023 13:41:36

J0344+1559 ET048B.UVDATA.1

Freq = 4.9270 GHz, Bw = 32.000 MH

No calibration applied and no bandpass applied



0204060 204060 204060 204060 Channels

0204060 204060 204060 204060 Channels

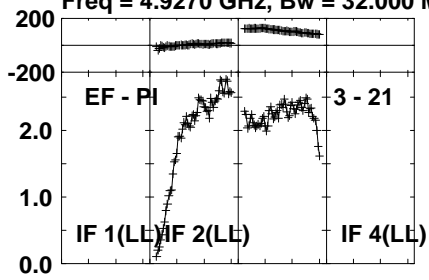
0204060 204060 204060 204060 Channels

Lower frame: Milli Ampl Jy Top frame: Phas deg
Vector averaged cross-power spectrum Several baselines displayed
Timerange: 00/11:53:21 to 00/11:54:49

Plot file version 187 created 13-MAR-2023 13:41:36

J0344+1559 ET048B.UVDATA.1

Freq = 4.9270 GHz, Bw = 32.000 MH No calibration applied and no bandpass applied



Lower frame: Milli Ampl Jy Top frame: Phas deg

Vector averaged cross-power spectrum Several baselines displayed

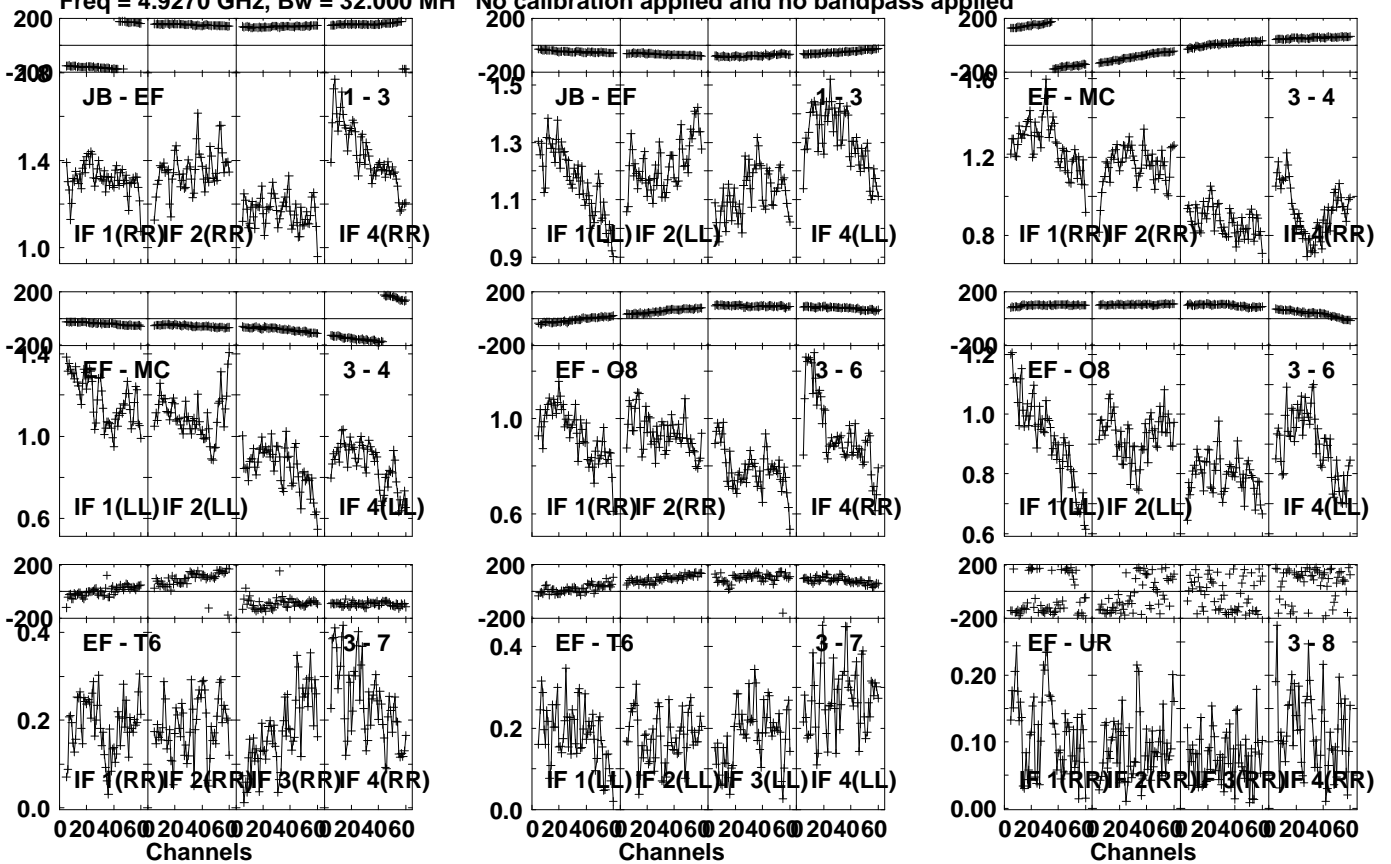
Timerange: 00/11:53:21 to 00/11:54:49

Plot file version 188 created 13-MAR-2023 13:41:36

0350+177 ET048B.UVDATA.1

Freq = 4.9270 GHz, Bw = 32.000 MH

No calibration applied and no bandpass applied



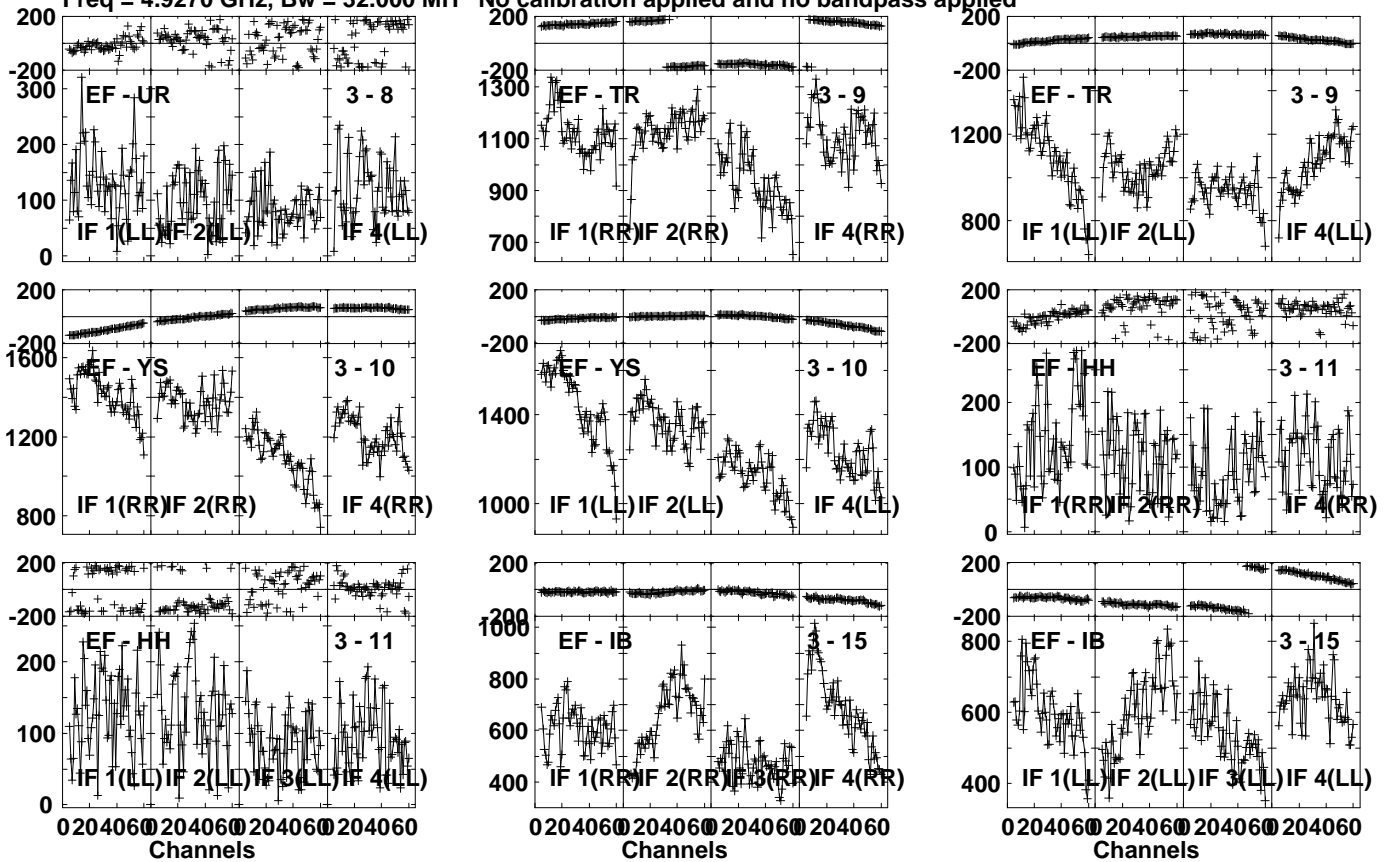
Lower frame: Milli Ampl Jy Top frame: Phas deg
Vector averaged cross-power spectrum Several baselines displayed
Timerange: 00/11:54:51 to 00/11:58:19

Plot file version 189 created 13-MAR-2023 13:41:36

0350+177 ET048B.UVDATA.1

Freq = 4.9270 GHz, Bw = 32.000 MH

No calibration applied and no bandpass applied



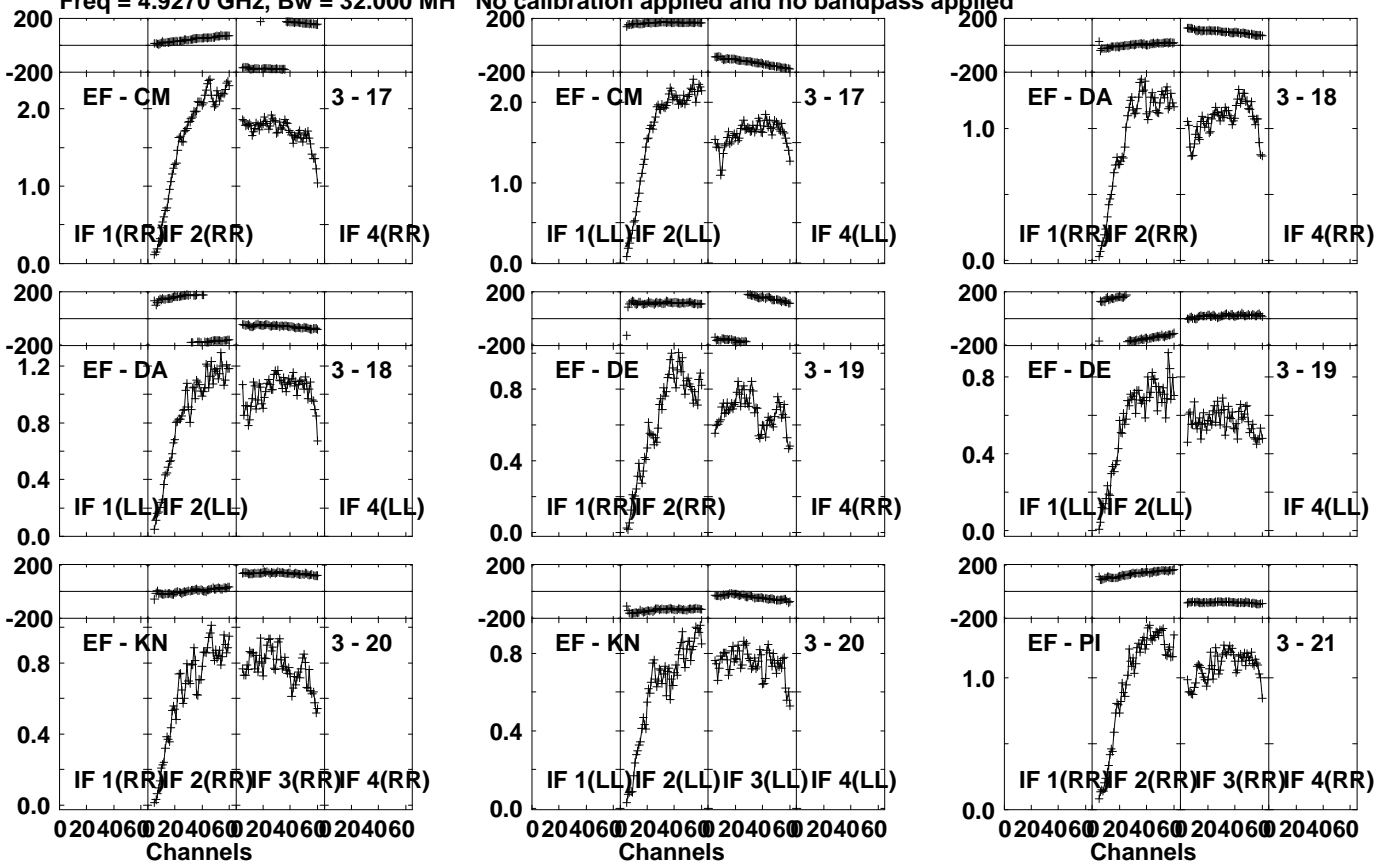
Lower frame: Micro Ampl Jy Top frame: Phas deg
Vector averaged cross-power spectrum Several baselines displayed
Timerange: 00/11:54:51 to 00/11:58:19

Plot file version 190 created 13-MAR-2023 13:41:36

0350+177 ET048B.UVDATA.1

Freq = 4.9270 GHz, Bw = 32.000 MH

No calibration applied and no bandpass applied



Lower frame: Milli Ampl Jy Top frame: Phas deg

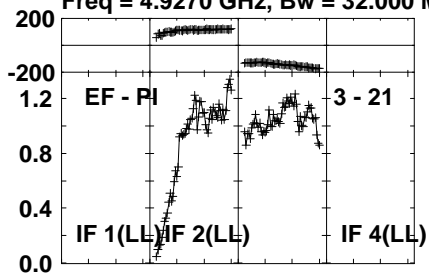
Vector averaged cross-power spectrum Several baselines displayed

Timerange: 00/11:54:51 to 00/11:58:19

Plot file version 191 created 13-MAR-2023 13:41:37

0350+177 ET048B.UVDATA.1

Freq = 4.9270 GHz, Bw = 32.000 MH No calibration applied and no bandpass applied



Lower frame: Milli Ampl Jy Top frame: Phas deg

Vector averaged cross-power spectrum Several baselines displayed

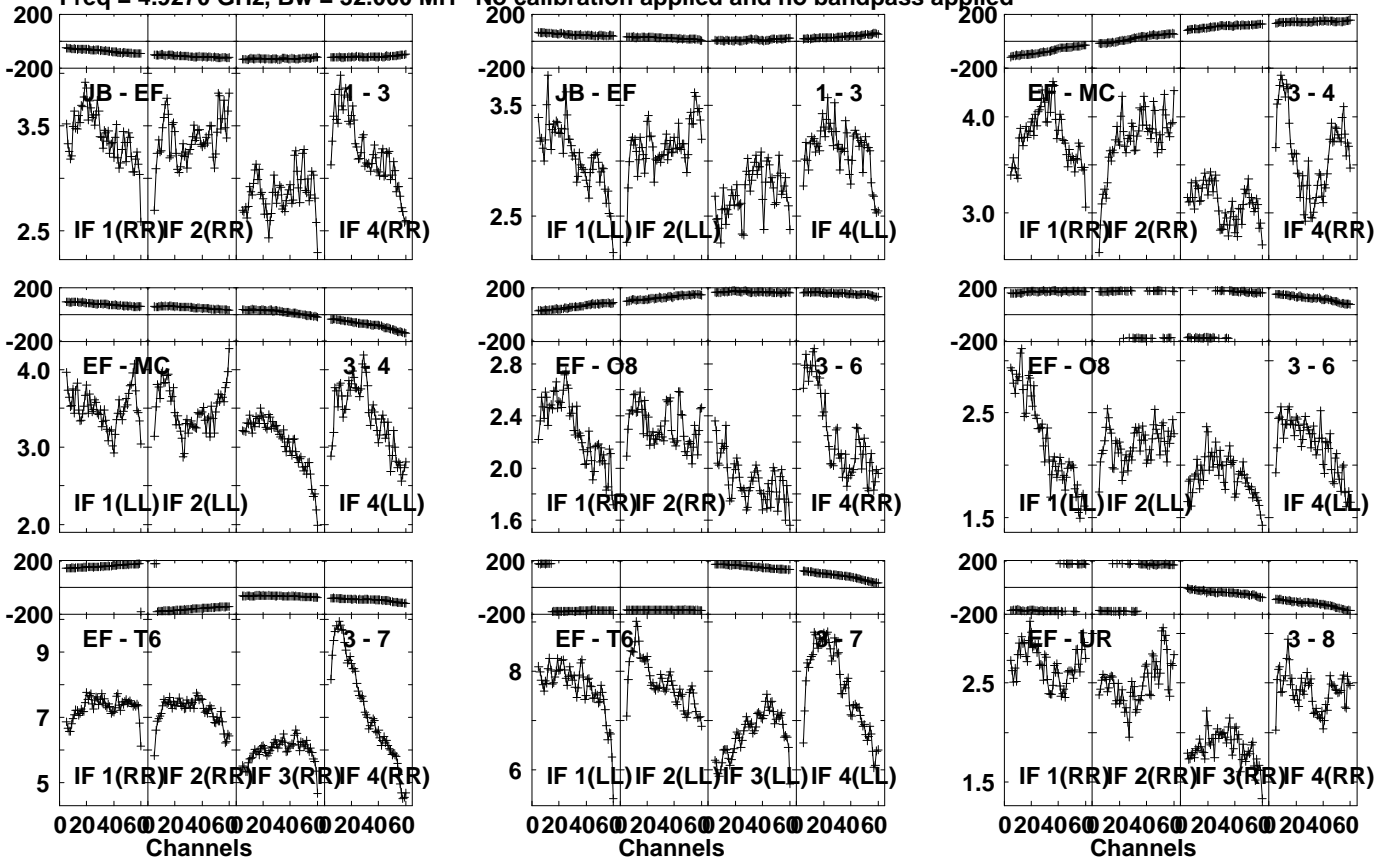
Timerange: 00/11:54:51 to 00/11:58:19

Plot file version 192 created 13-MAR-2023 13:41:37

J0344+1559 ET048B.UVDATA.1

Freq = 4.9270 GHz, Bw = 32.000 MH

No calibration applied and no bandpass applied



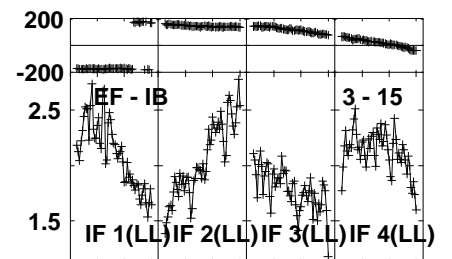
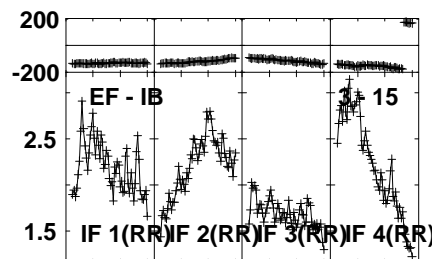
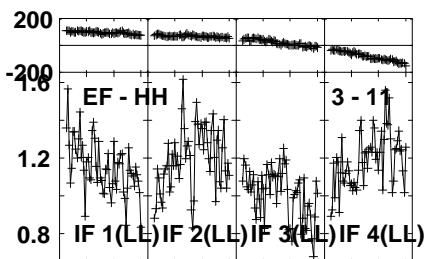
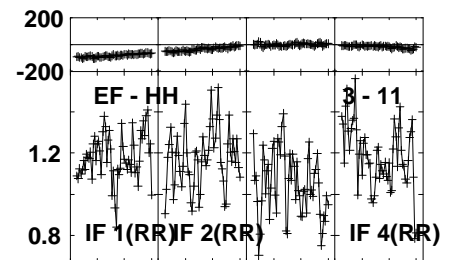
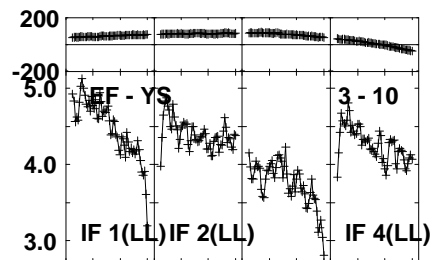
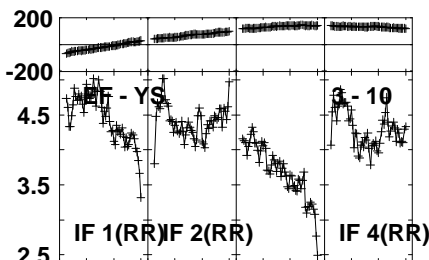
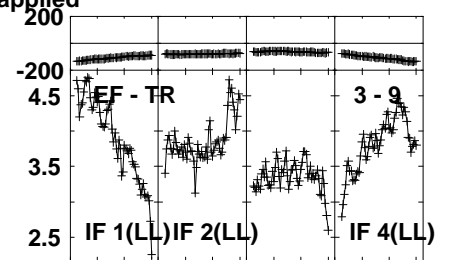
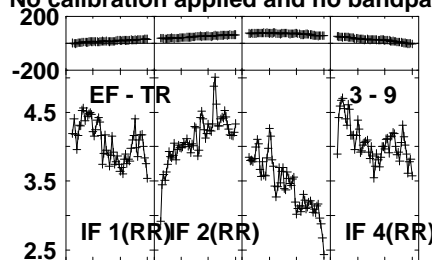
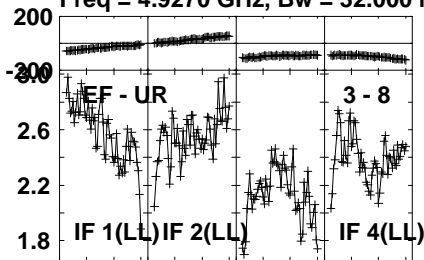
Lower frame: Milli Ampl Jy Top frame: Phas deg
Vector averaged cross-power spectrum Several baselines displayed
Timerange: 00/11:58:21 to 00/11:59:49

Plot file version 193 created 13-MAR-2023 13:41:37

J0344+1559 ET048B.UVDATA.1

Freq = 4.9270 GHz, Bw = 32.000 MH

No calibration applied and no bandpass applied



020406@20406@20406@20406@
Channels

020406@20406@20406@20406@
Channels

020406@20406@20406@20406@
Channels

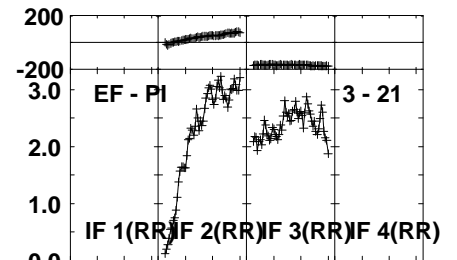
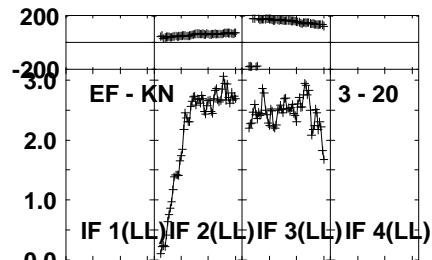
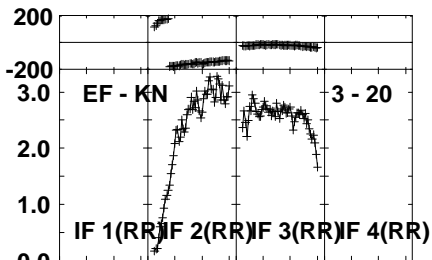
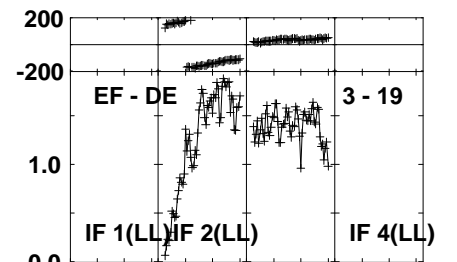
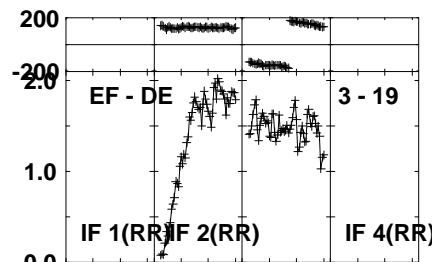
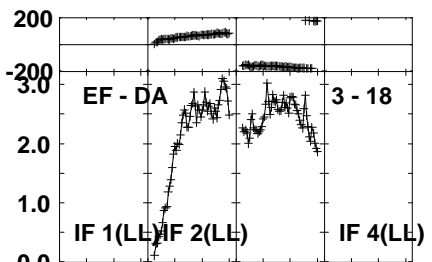
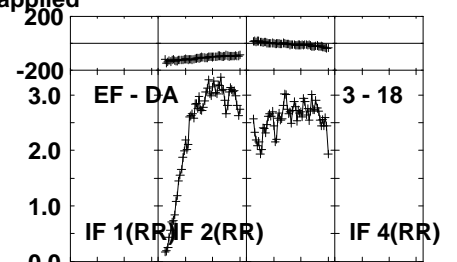
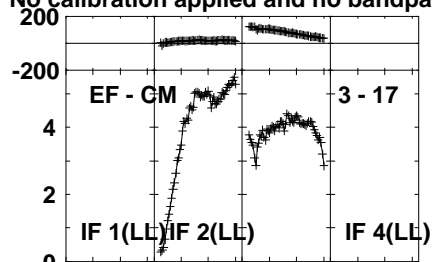
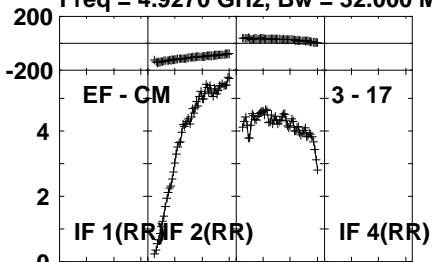
Lower frame: Milli Ampl Jy Top frame: Phas deg
Vector averaged cross-power spectrum Several baselines displayed
Timerange: 00/11:58:21 to 00/11:59:49

Plot file version 194 created 13-MAR-2023 13:41:37

J0344+1559 ET048B.UVDATA.1

Freq = 4.9270 GHz, Bw = 32.000 MH

No calibration applied and no bandpass applied

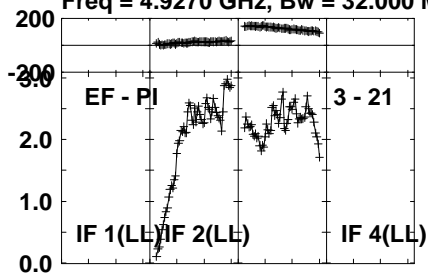


Lower frame: Milli Ampl Jy Top frame: Phas deg
Vector averaged cross-power spectrum Several baselines displayed
Timerange: 00/11:58:21 to 00/11:59:49

Plot file version 195 created 13-MAR-2023 13:41:37

J0344+1559 ET048B.UVDATA.1

Freq = 4.9270 GHz, Bw = 32.000 MH No calibration applied and no bandpass applied



Lower frame: Milli Ampl Jy Top frame: Phas deg

Vector averaged cross-power spectrum Several baselines displayed

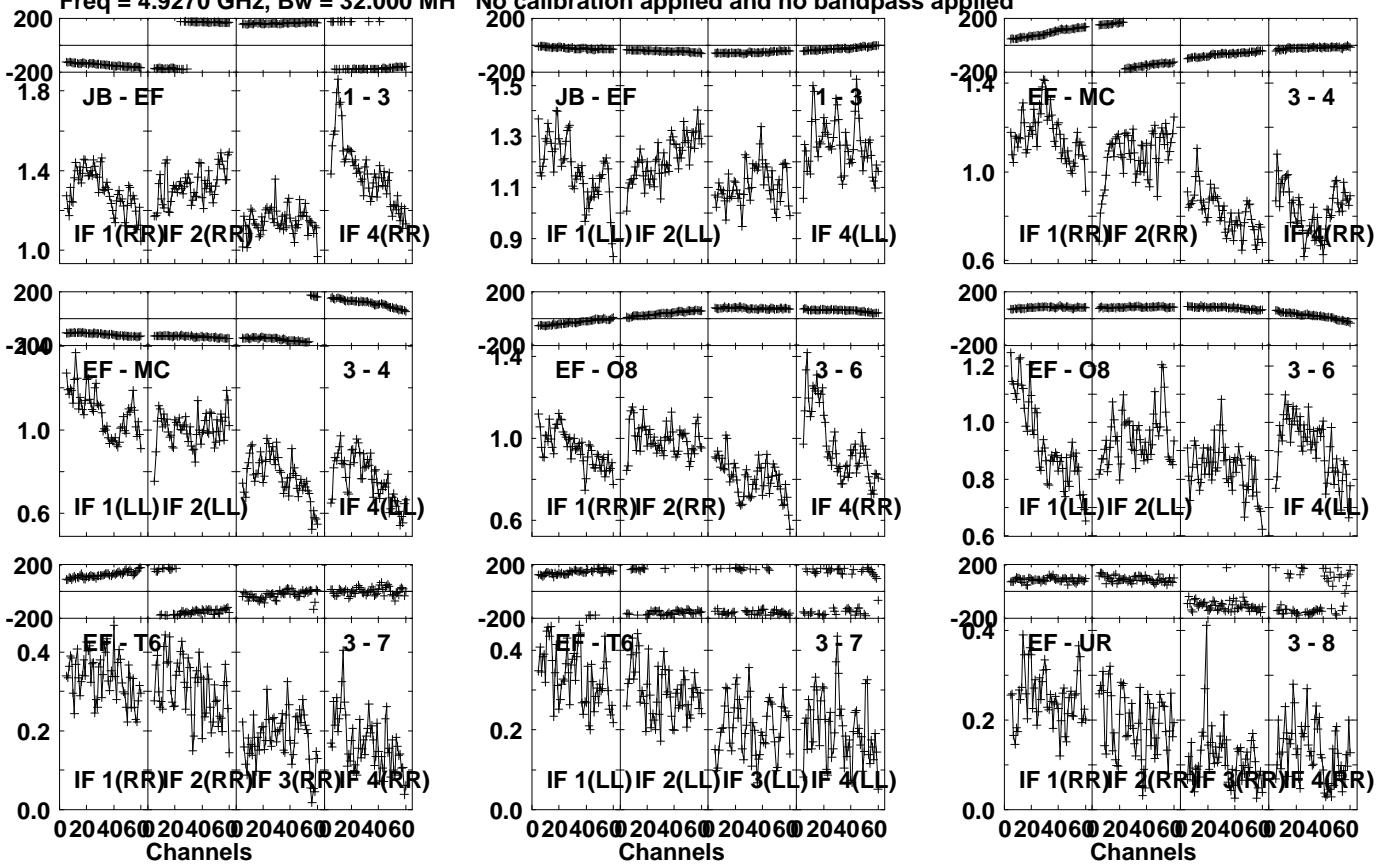
Timerange: 00/11:58:21 to 00/11:59:49

Plot file version 196 created 13-MAR-2023 13:41:37

0350+177 ET048B.UVDATA.1

Freq = 4.9270 GHz, Bw = 32.000 MH

No calibration applied and no bandpass applied



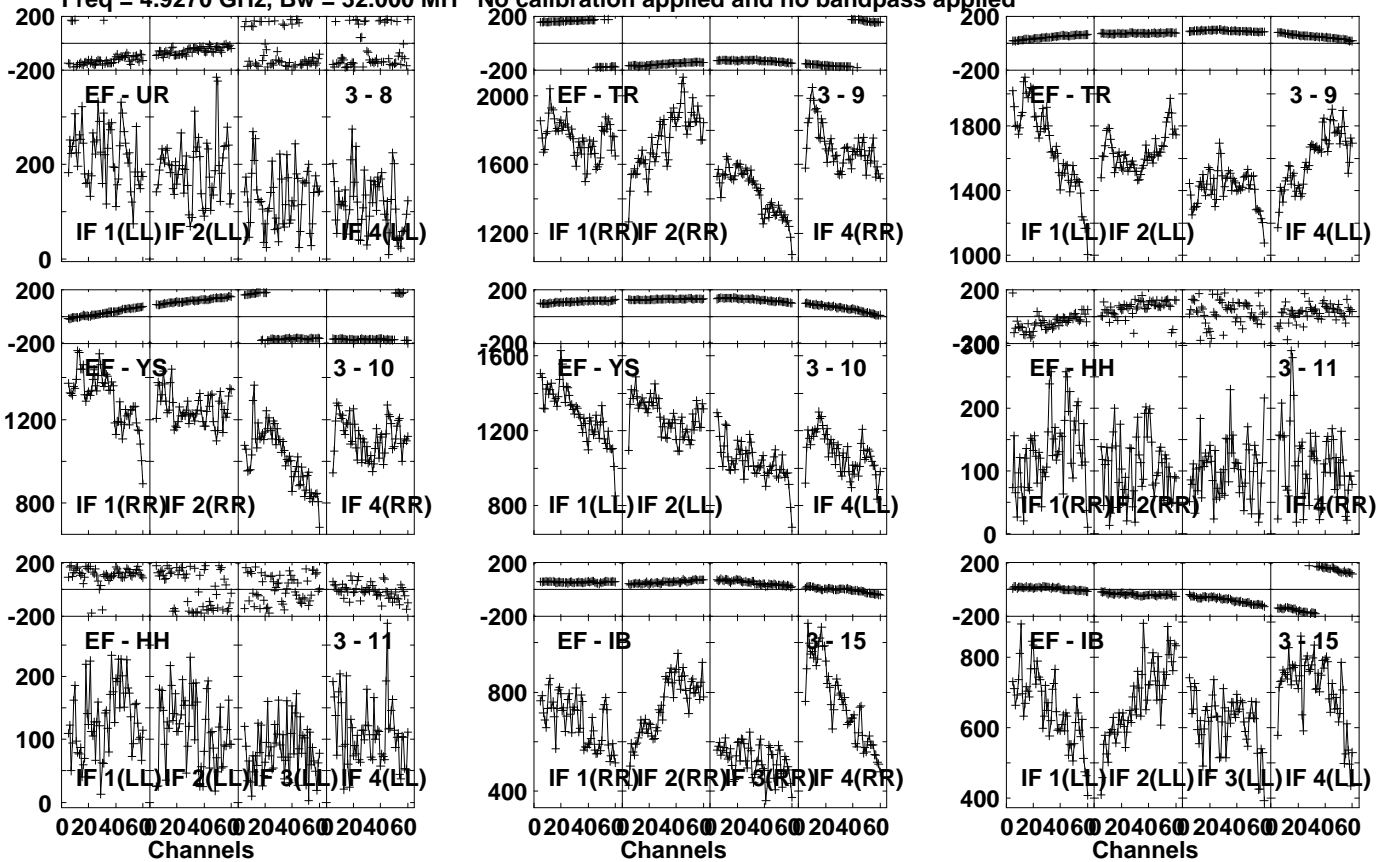
Lower frame: Milli Ampl Jy Top frame: Phas deg
Vector averaged cross-power spectrum Several baselines displayed
Timerange: 00:11:59:51 to 00:12:03:19

Plot file version 197 created 13-MAR-2023 13:41:37

0350+177 ET048B.UVDATA.1

Freq = 4.9270 GHz, Bw = 32.000 MH

No calibration applied and no bandpass applied



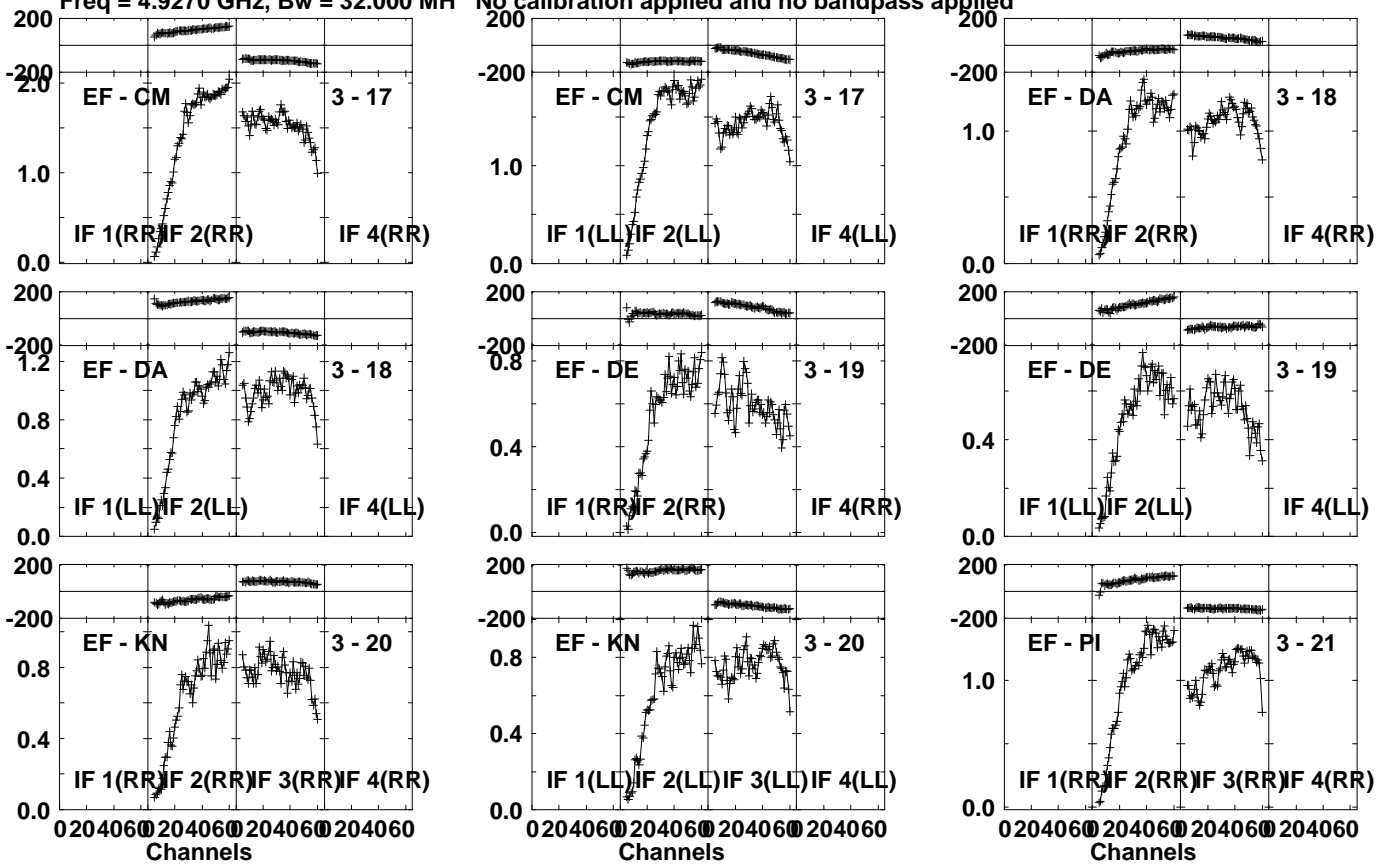
Lower frame: Micro Ampl Jy Top frame: Phas deg
Vector averaged cross-power spectrum Several baselines displayed
Timerange: 00/11:59:51 to 00/12:03:19

Plot file version 198 created 13-MAR-2023 13:41:37

0350+177 ET048B.UVDATA.1

Freq = 4.9270 GHz, Bw = 32.000 MH

No calibration applied and no bandpass applied



Lower frame: Milli Ampl Jy Top frame: Phas deg

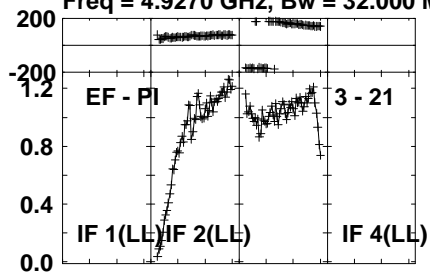
Vector averaged cross-power spectrum Several baselines displayed

Timerange: 00/11:59:51 to 00/12:03:19

Plot file version 199 created 13-MAR-2023 13:41:37

0350+177 ET048B.UVDATA.1

Freq = 4.9270 GHz, Bw = 32.000 MH No calibration applied and no bandpass applied



Lower frame: Milli Ampl Jy Top frame: Phas deg

Vector averaged cross-power spectrum Several baselines displayed

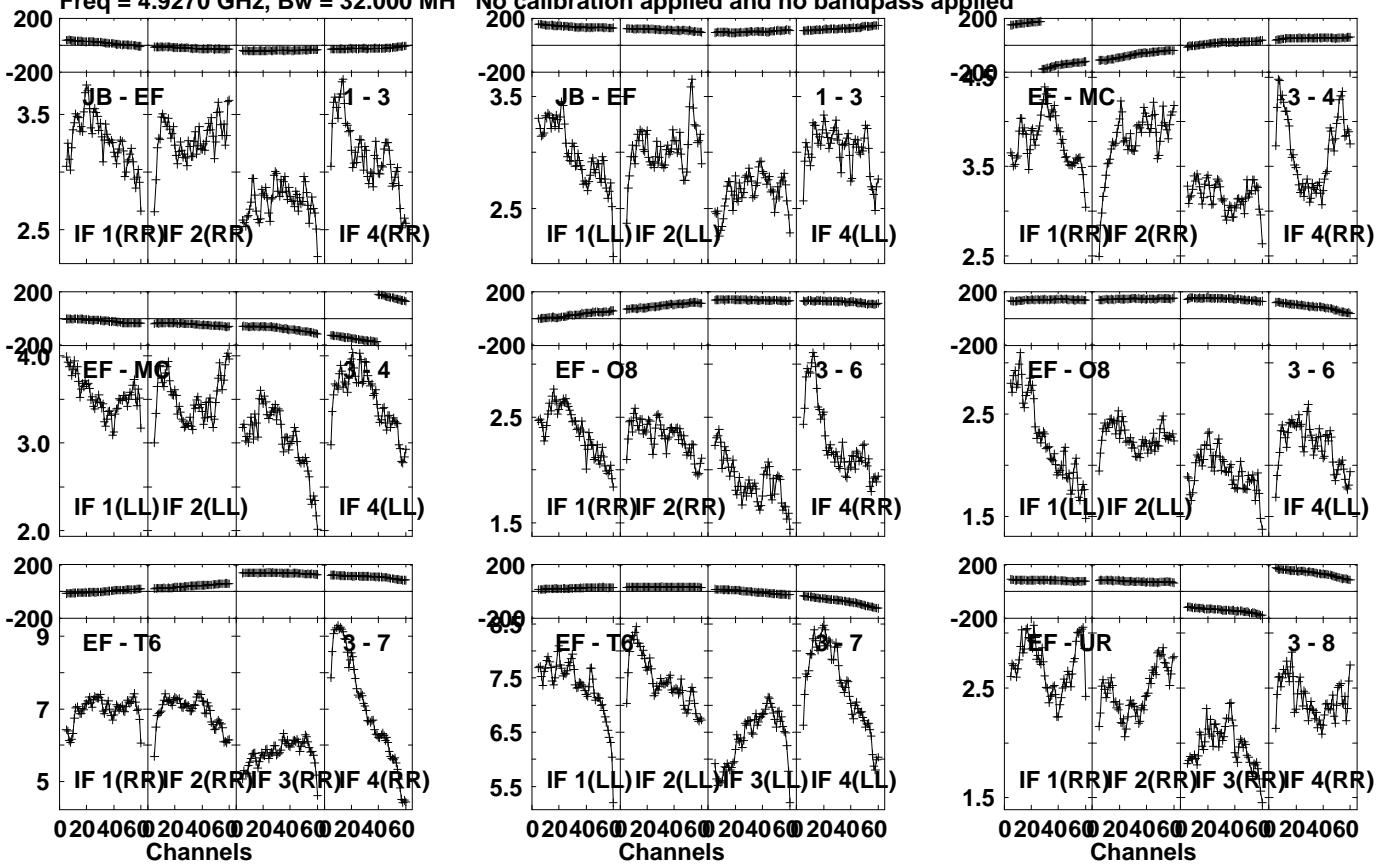
Timerange: 00/11:59:51 to 00/12:03:19

Plot file version 200 created 13-MAR-2023 13:41:37

J0344+1559 ET048B.UVDATA.1

Freq = 4.9270 GHz, Bw = 32.000 MH

No calibration applied and no bandpass applied



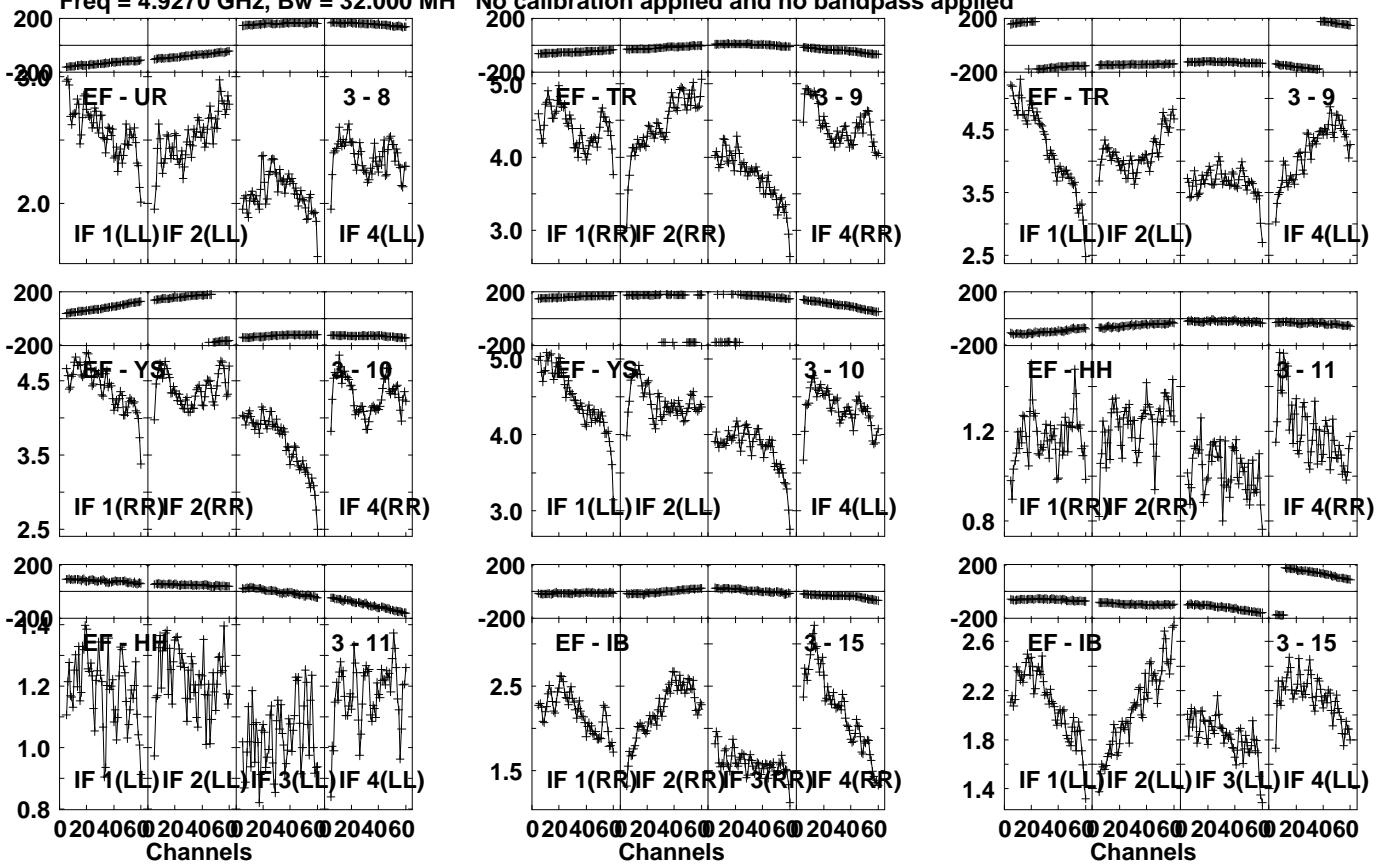
Lower frame: Milli Ampl Jy Top frame: Phas deg
Vector averaged cross-power spectrum Several baselines displayed
Timerange: 00/12:04:01 to 00/12:05:29

Plot file version 201 created 13-MAR-2023 13:41:38

J0344+1559 ET048B.UVDATA.1

Freq = 4.9270 GHz, Bw = 32.000 MH

No calibration applied and no bandpass applied



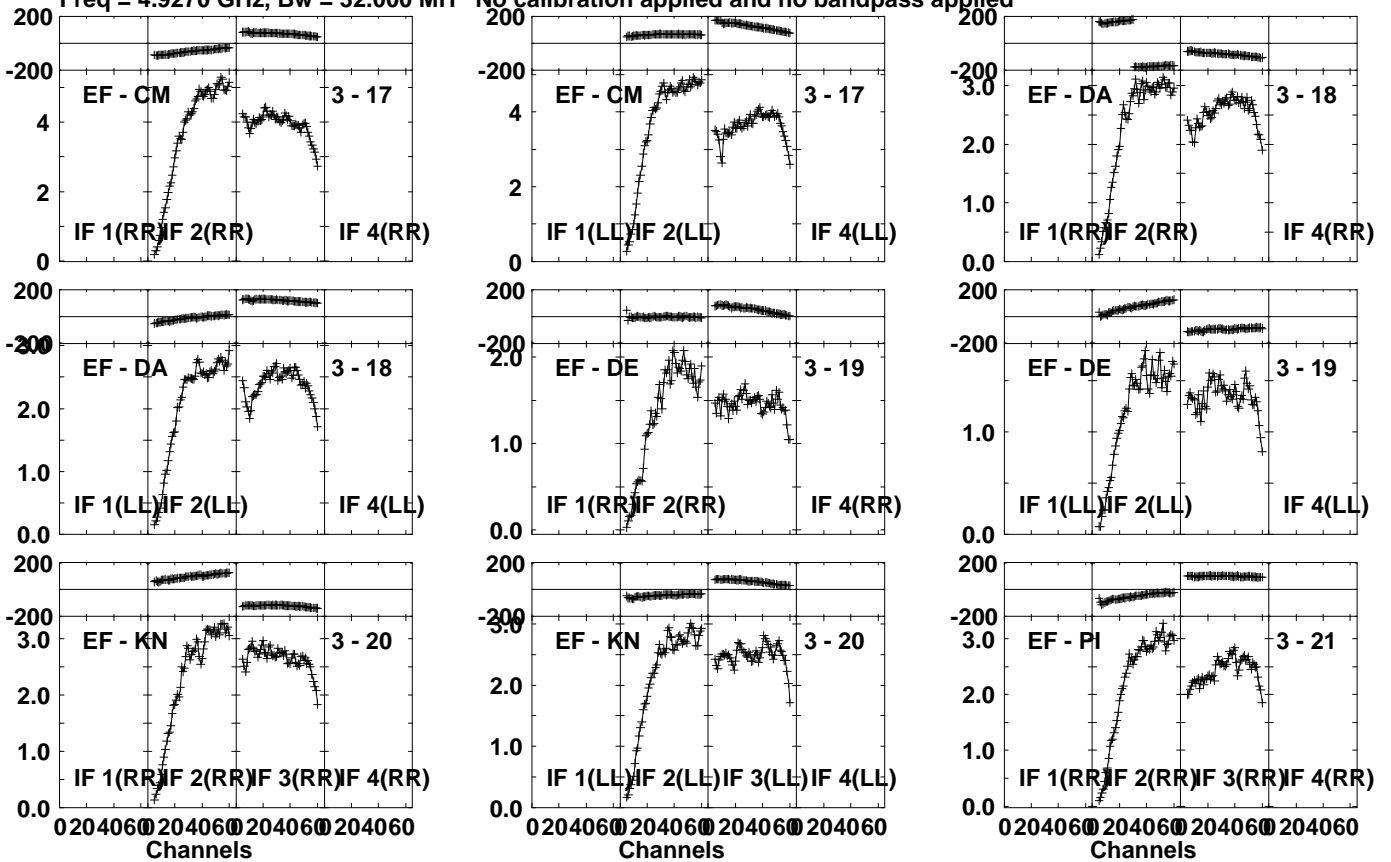
Lower frame: Milli Ampl Jy Top frame: Phas deg
Vector averaged cross-power spectrum Several baselines displayed
Timerange: 00/12:04:01 to 00/12:05:29

Plot file version 202 created 13-MAR-2023 13:41:38

J0344+1559 ET048B.UVDATA.1

Freq = 4.9270 GHz, Bw = 32.000 MH

No calibration applied and no bandpass applied

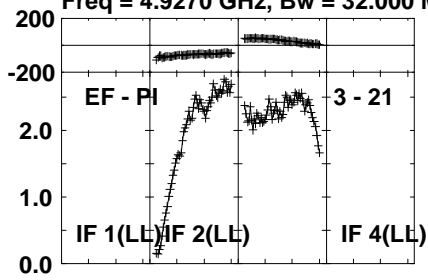


Lower frame: Milli Ampl Jy Top frame: Phas deg
Vector averaged cross-power spectrum Several baselines displayed
Timerange: 00/12:04:01 to 00/12:05:29

Plot file version 203 created 13-MAR-2023 13:41:38

J0344+1559 ET048B.UVDATA.1

Freq = 4.9270 GHz, Bw = 32.000 MH No calibration applied and no bandpass applied



Lower frame: Milli Ampl Jy Top frame: Phas deg

Vector averaged cross-power spectrum Several baselines displayed

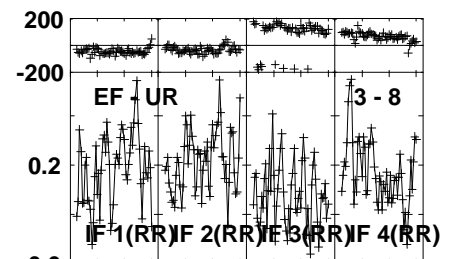
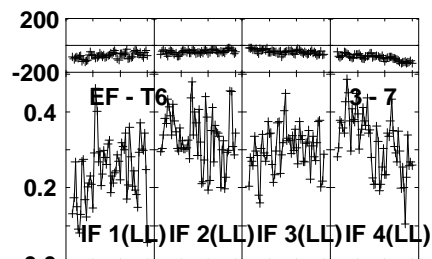
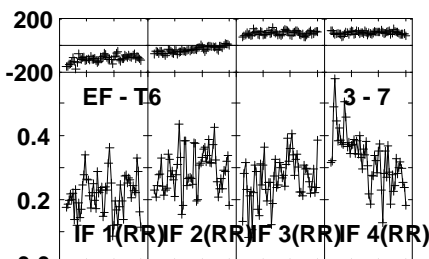
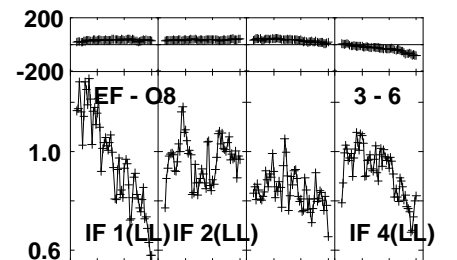
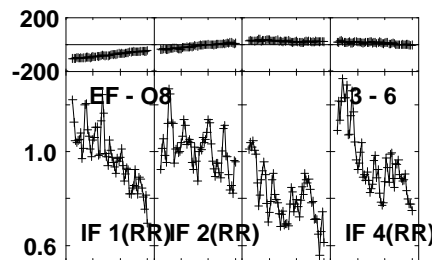
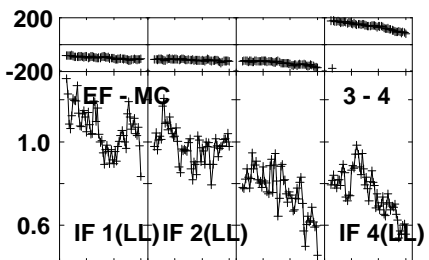
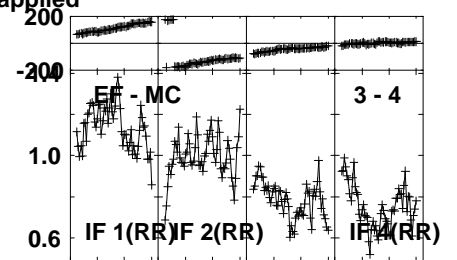
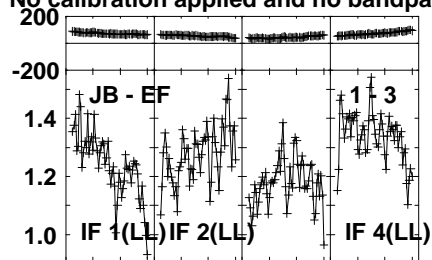
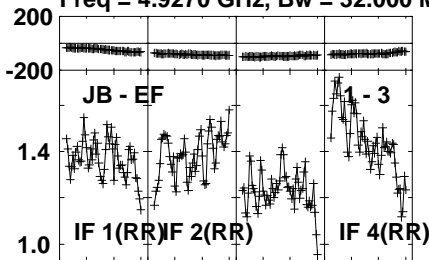
Timerange: 00/12:04:01 to 00/12:05:29

Plot file version 204 created 13-MAR-2023 13:41:38

0350+177 ET048B.UVDATA.1

Freq = 4.9270 GHz, Bw = 32.000 MH

No calibration applied and no bandpass applied



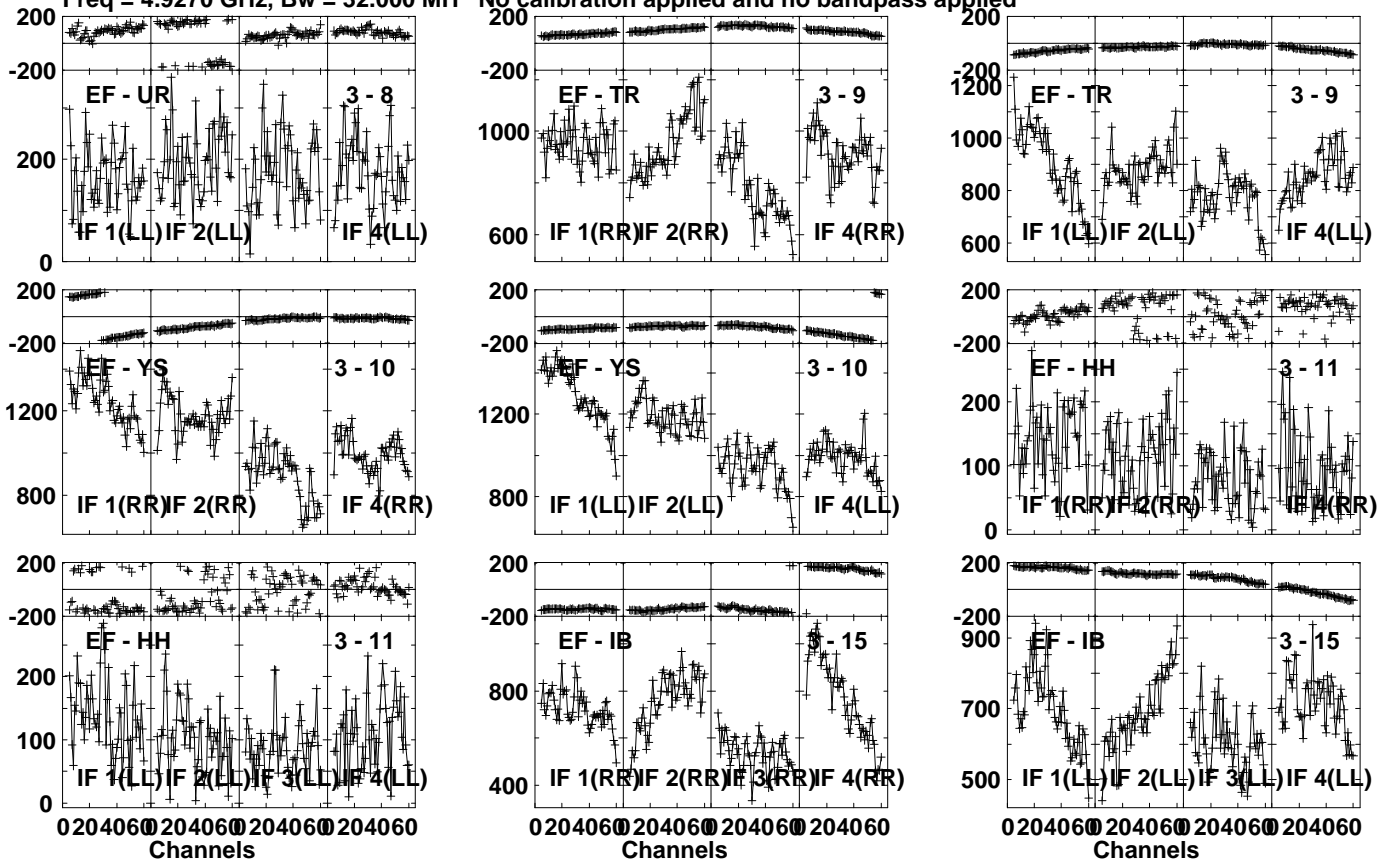
Lower frame: Milli Ampl Jy Top frame: Phas deg
Vector averaged cross-power spectrum Several baselines displayed
Timerange: 00/12:05:31 to 00/12:08:59

Plot file version 205 created 13-MAR-2023 13:41:38

0350+177 ET048B.UVDATA.1

Freq = 4.9270 GHz, Bw = 32.000 MH

No calibration applied and no bandpass applied



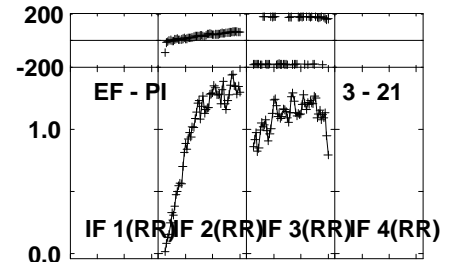
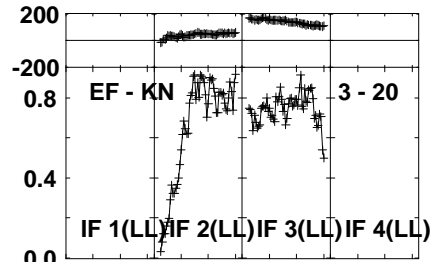
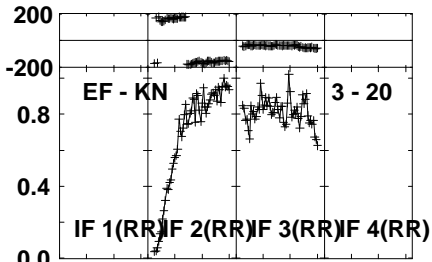
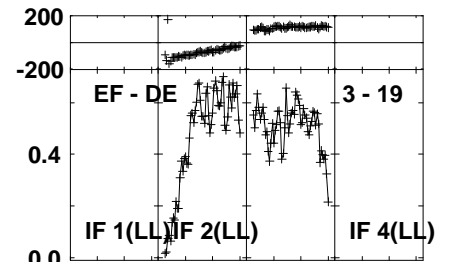
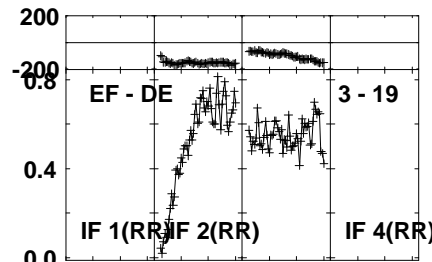
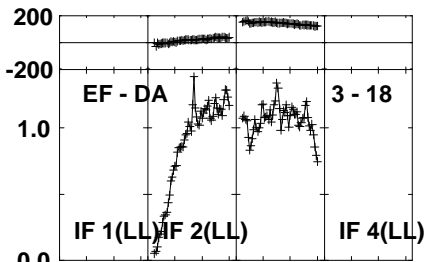
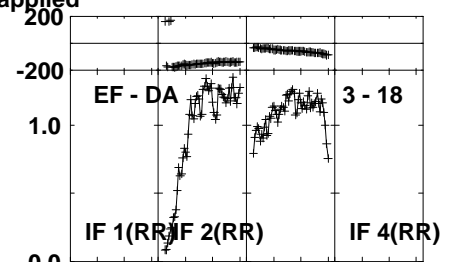
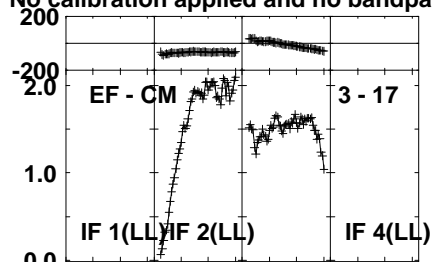
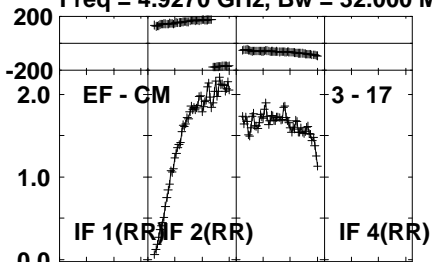
Lower frame: Micro Ampl Jy Top frame: Phas deg
Vector averaged cross-power spectrum Several baselines displayed
Timerange: 00/12:05:31 to 00/12:08:59

Plot file version 206 created 13-MAR-2023 13:41:38

0350+177 ET048B.UVDATA.1

Freq = 4.9270 GHz, Bw = 32.000 MH

No calibration applied and no bandpass applied

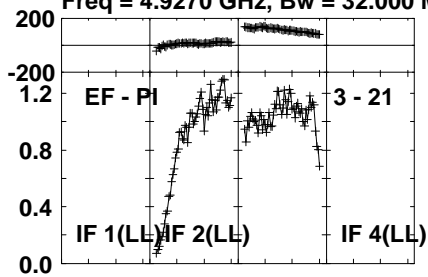


Lower frame: Milli Ampl Jy Top frame: Phas deg
Vector averaged cross-power spectrum Several baselines displayed
Timerange: 00/12:05:31 to 00/12:08:59

Plot file version 207 created 13-MAR-2023 13:41:38

0350+177 ET048B.UVDATA.1

Freq = 4.9270 GHz, Bw = 32.000 MH No calibration applied and no bandpass applied



Lower frame: Milli Ampl Jy Top frame: Phas deg

Vector averaged cross-power spectrum Several baselines displayed

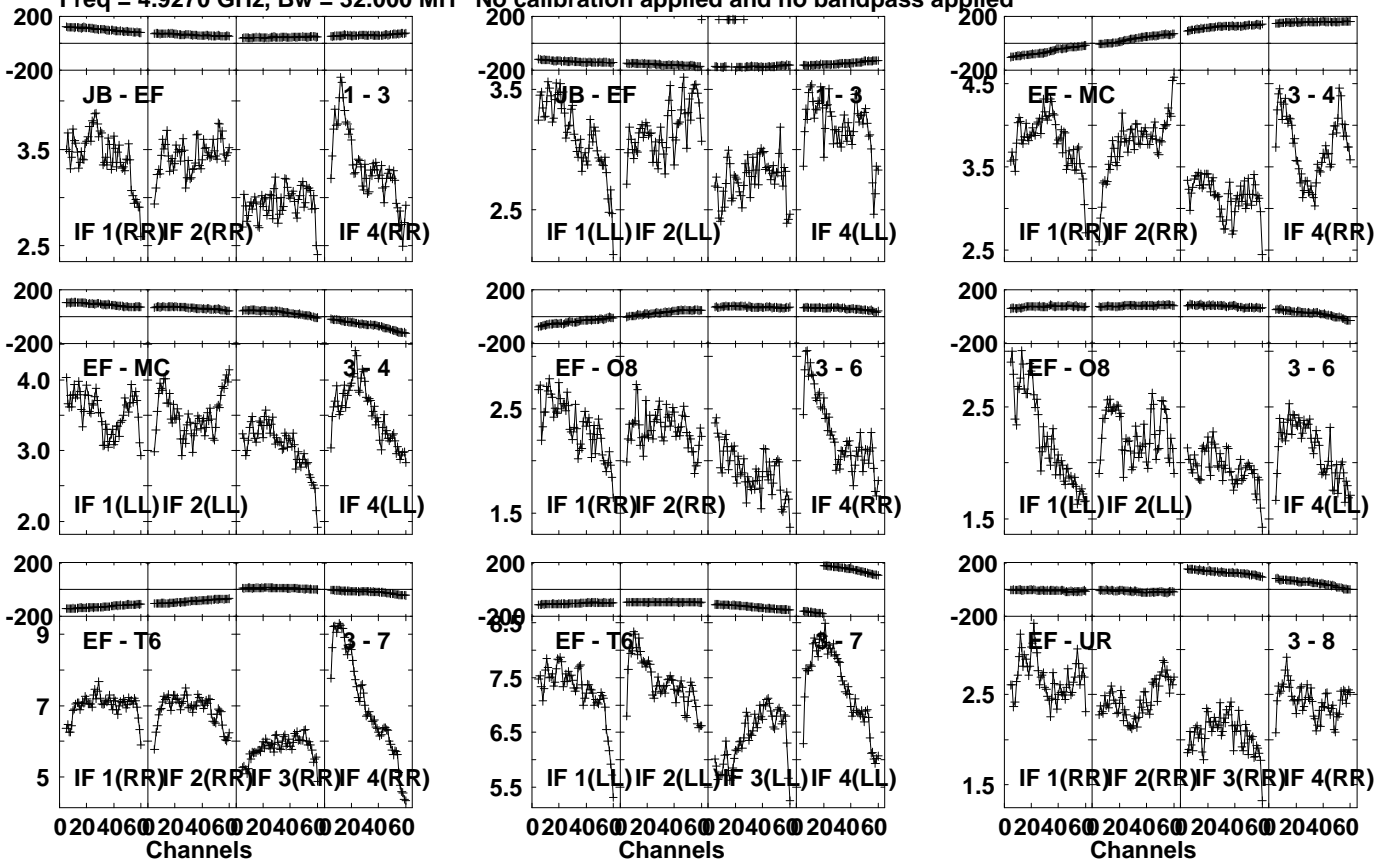
Timerange: 00/12:05:31 to 00/12:08:59

Plot file version 208 created 13-MAR-2023 13:41:38

J0344+1559 ET048B.UVDATA.1

Freq = 4.9270 GHz, Bw = 32.000 MH

No calibration applied and no bandpass applied



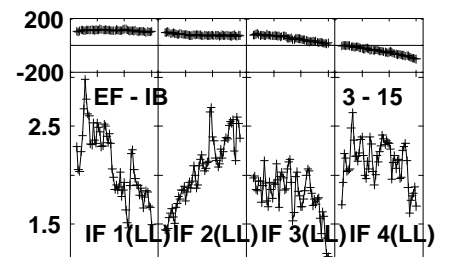
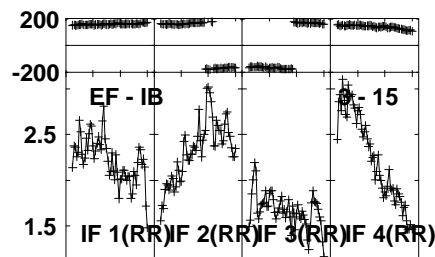
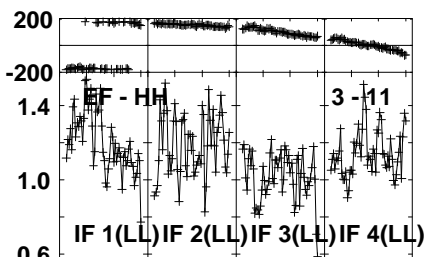
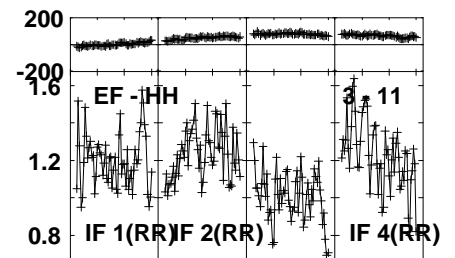
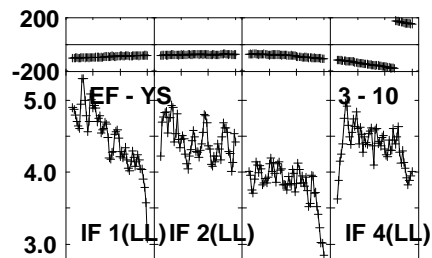
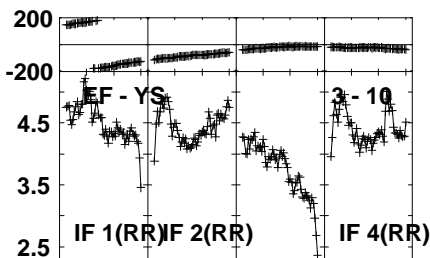
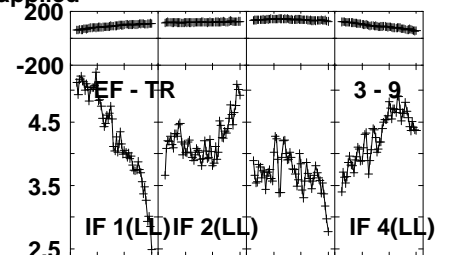
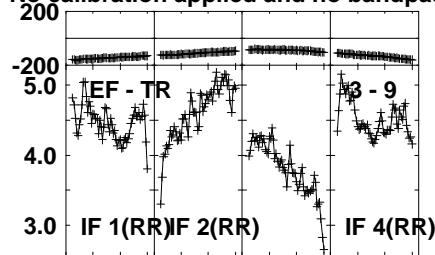
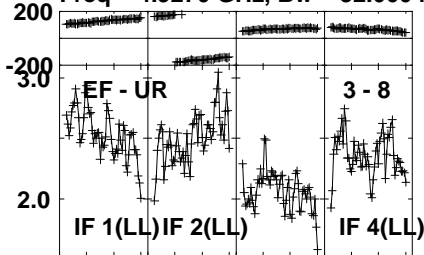
Lower frame: Milli Ampl Jy Top frame: Phas deg
Vector averaged cross-power spectrum Several baselines displayed
Timerange: 00/12:09:01 to 00/12:10:29

Plot file version 209 created 13-MAR-2023 13:41:39

J0344+1559 ET048B.UVDATA.1

Freq = 4.9270 GHz, Bw = 32.000 MH

No calibration applied and no bandpass applied



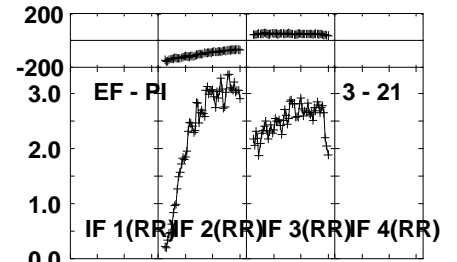
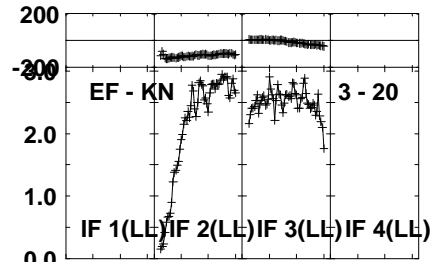
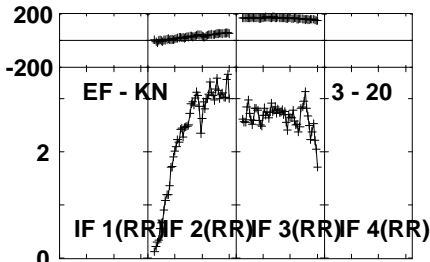
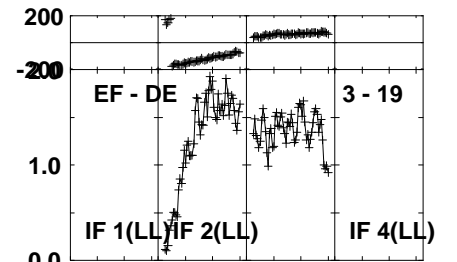
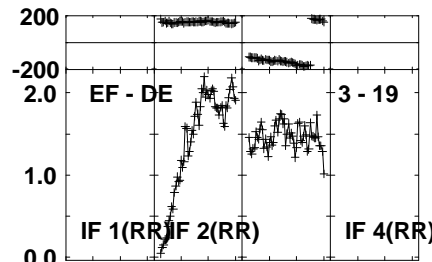
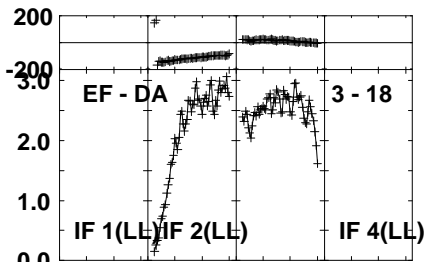
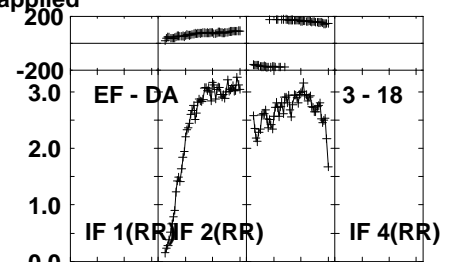
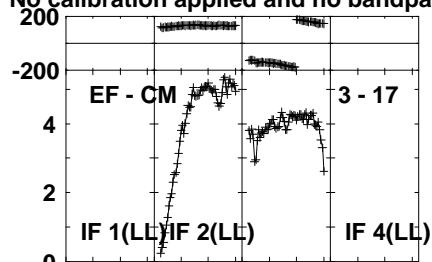
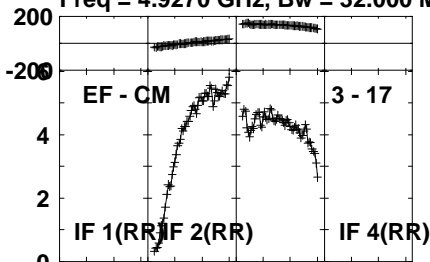
Lower frame: Milli Ampl Jy Top frame: Phas deg
Vector averaged cross-power spectrum Several baselines displayed
Timerange: 00:12:09:01 to 00:12:10:29

Plot file version 210 created 13-MAR-2023 13:41:39

J0344+1559 ET048B.UVDATA.1

Freq = 4.9270 GHz, Bw = 32.000 MH

No calibration applied and no bandpass applied



Lower frame: Milli Ampl Jy Top frame: Phas deg

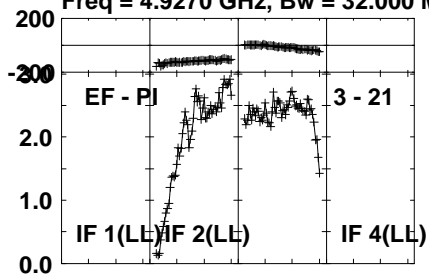
Vector averaged cross-power spectrum Several baselines displayed

Timerange: 00/12:09:01 to 00/12:10:29

Plot file version 211 created 13-MAR-2023 13:41:39

J0344+1559 ET048B.UVDATA.1

Freq = 4.9270 GHz, Bw = 32.000 MH No calibration applied and no bandpass applied



Lower frame: Milli Ampl Jy Top frame: Phas deg

Vector averaged cross-power spectrum Several baselines displayed

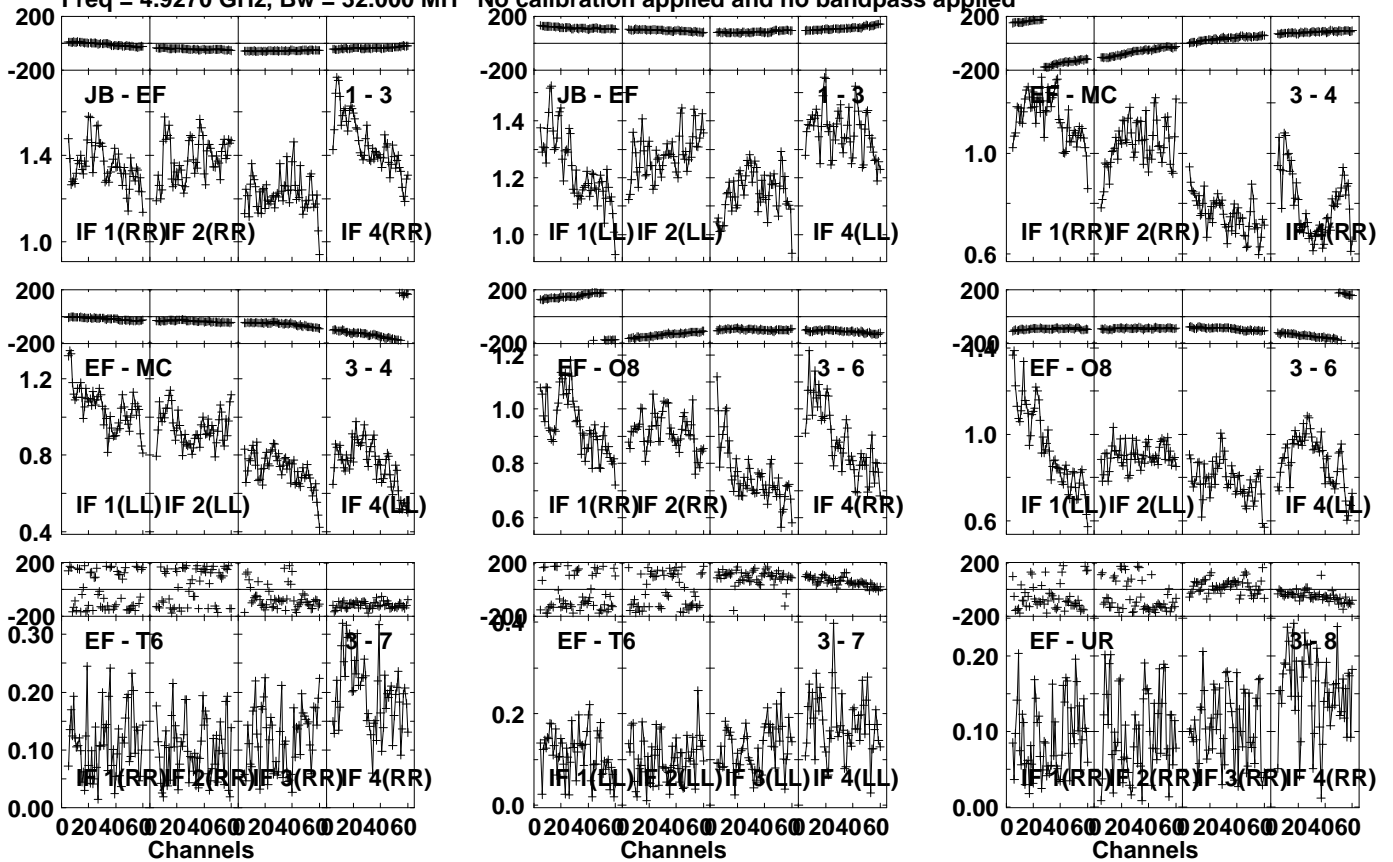
Timerange: 00/12:09:01 to 00/12:10:29

Plot file version 212 created 13-MAR-2023 13:41:39

0350+177 ET048B.UVDATA.1

Freq = 4.9270 GHz, Bw = 32.000 MH

No calibration applied and no bandpass applied



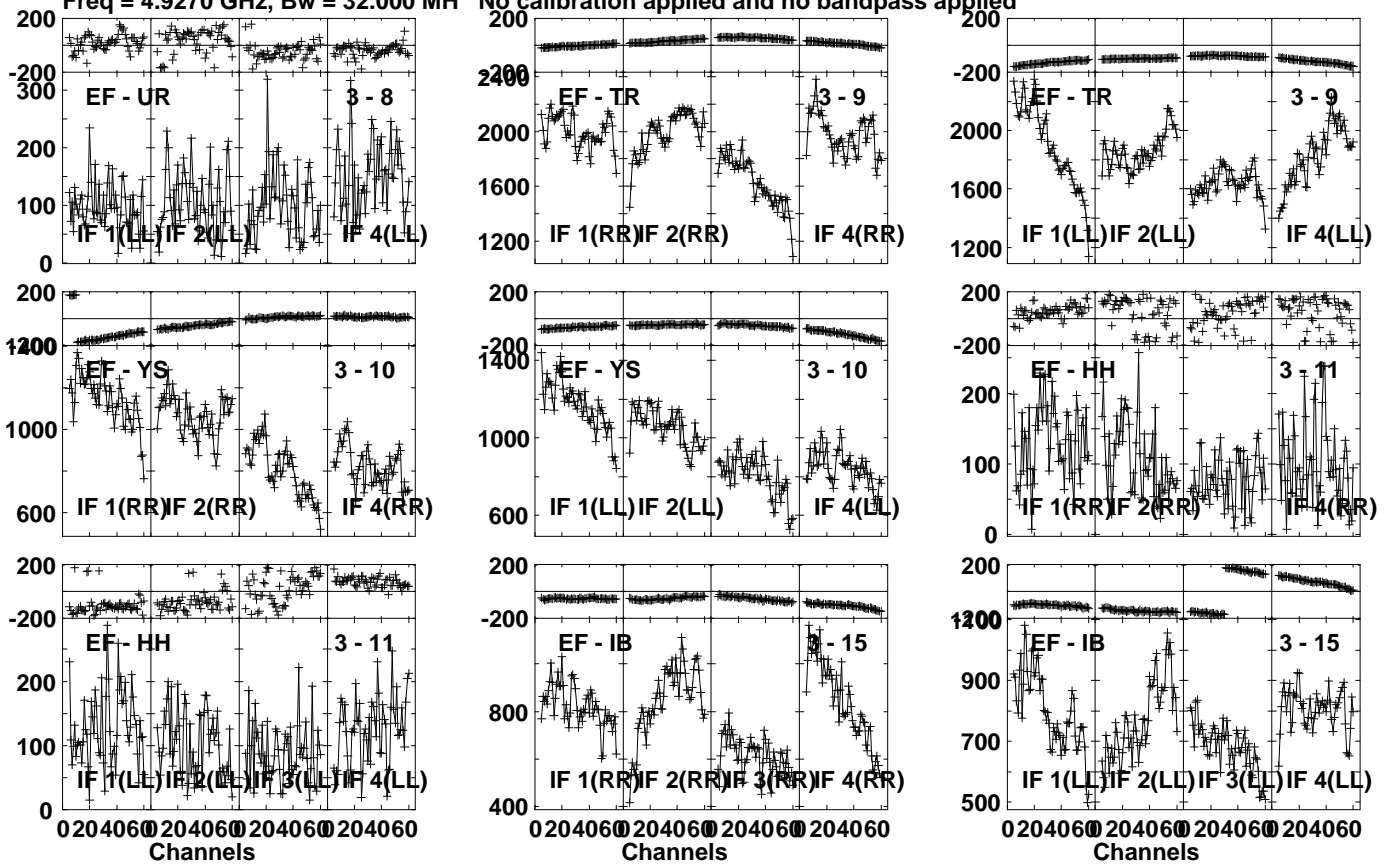
Lower frame: Milli Ampl Jy Top frame: Phas deg
Vector averaged cross-power spectrum Several baselines displayed
Timerange: 00/12:10:31 to 00/12:13:59

Plot file version 213 created 13-MAR-2023 13:41:39

0350+177 ET048B.UVDATA.1

Freq = 4.9270 GHz, Bw = 32.000 MH

No calibration applied and no bandpass applied



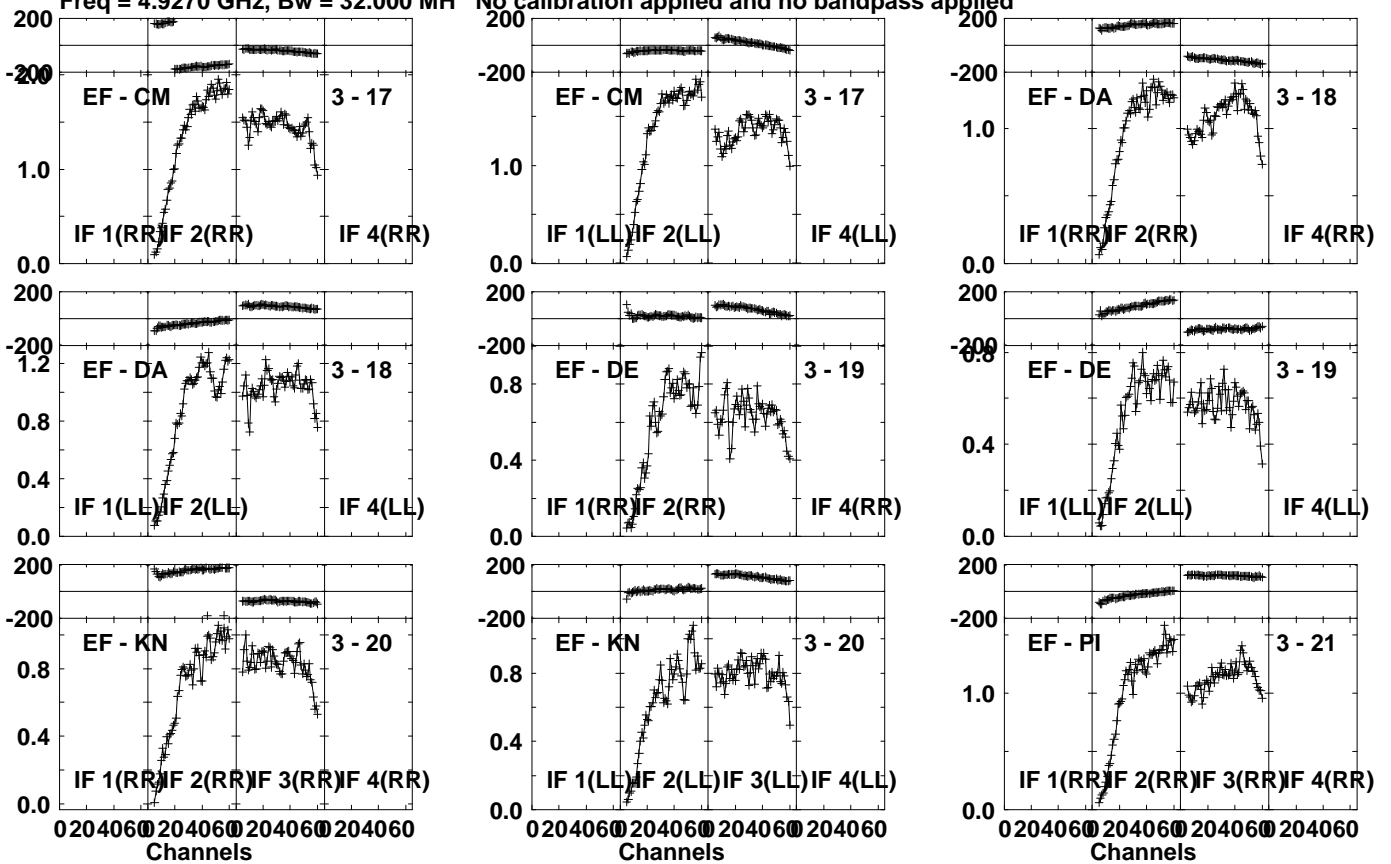
Lower frame: Micro Ampl Jy Top frame: Phas deg
Vector averaged cross-power spectrum Several baselines displayed
Timerange: 00/12:10:31 to 00/12:13:59

Plot file version 214 created 13-MAR-2023 13:41:39

0350+177 ET048B.UVDATA.1

Freq = 4.9270 GHz, Bw = 32.000 MH

No calibration applied and no bandpass applied

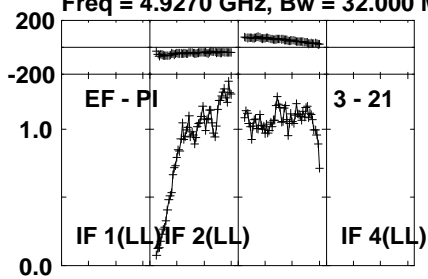


Lower frame: Milli Ampl Jy Top frame: Phas deg
Vector averaged cross-power spectrum Several baselines displayed
Timerange: 00:12:10:31 to 00:12:13:59

Plot file version 215 created 13-MAR-2023 13:41:39

0350+177 ET048B.UVDATA.1

Freq = 4.9270 GHz, Bw = 32.000 MH No calibration applied and no bandpass applied



Lower frame: Milli Ampl Jy Top frame: Phas deg

Vector averaged cross-power spectrum Several baselines displayed

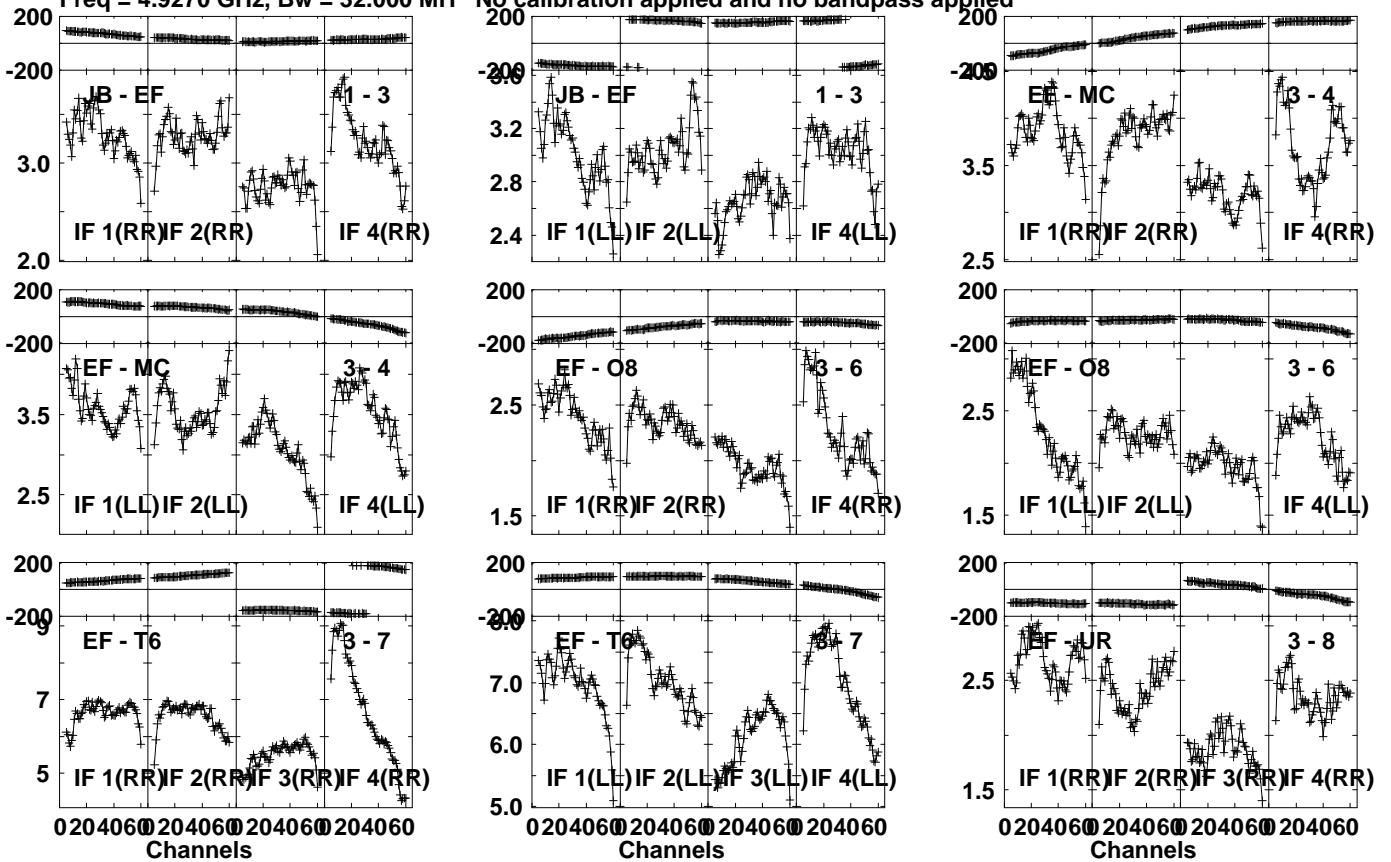
Timerange: 00/12:10:31 to 00/12:13:59

Plot file version 216 created 13-MAR-2023 13:41:39

J0344+1559 ET048B.UVDATA.1

Freq = 4.9270 GHz, Bw = 32.000 MH

No calibration applied and no bandpass applied



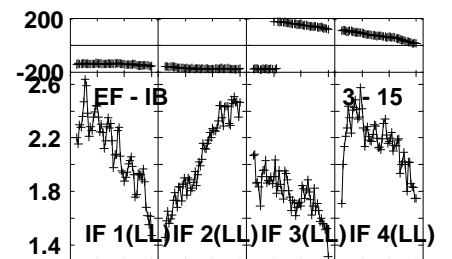
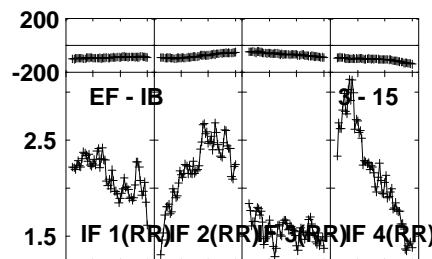
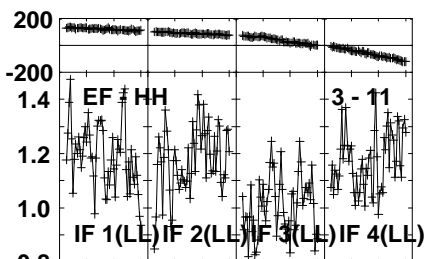
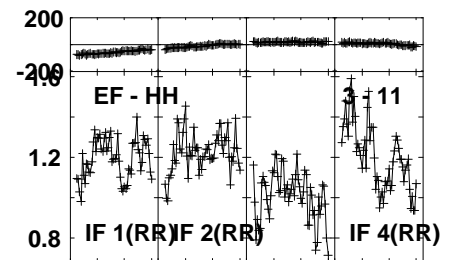
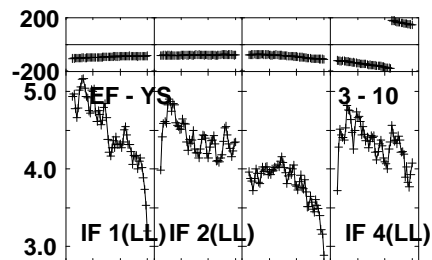
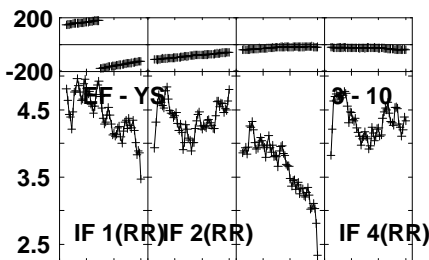
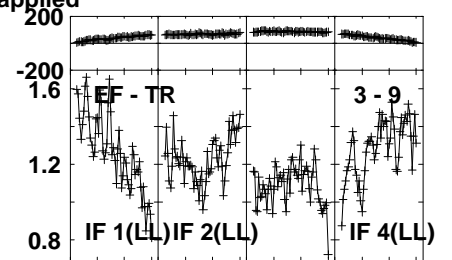
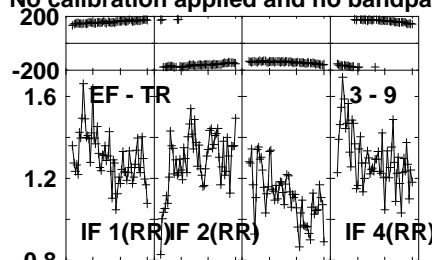
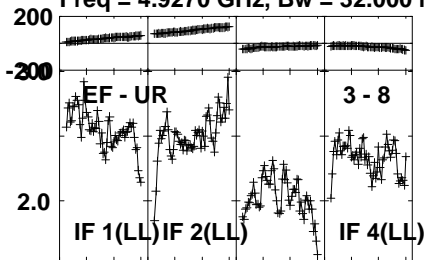
Lower frame: Milli Ampl Jy Top frame: Phas deg
Vector averaged cross-power spectrum Several baselines displayed
Timerange: 00/12:14:41 to 00/12:16:09

Plot file version 217 created 13-MAR-2023 13:41:39

J0344+1559 ET048B.UVDATA.1

Freq = 4.9270 GHz, Bw = 32.000 MH

No calibration applied and no bandpass applied



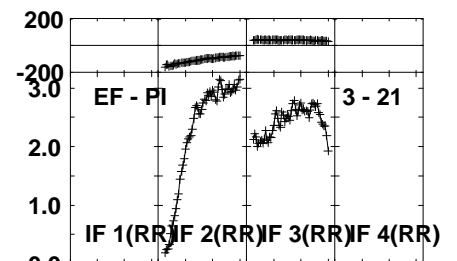
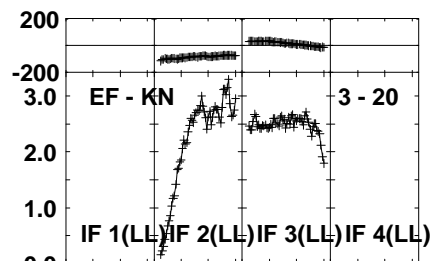
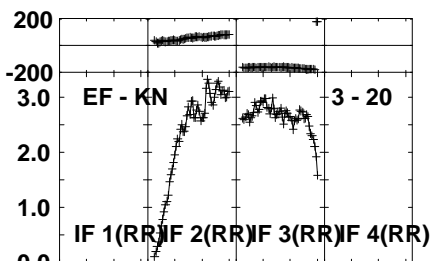
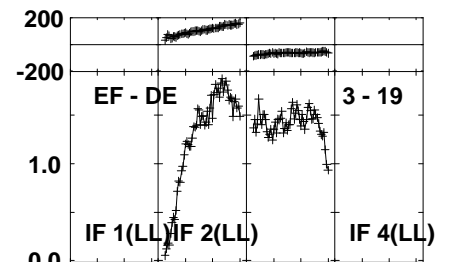
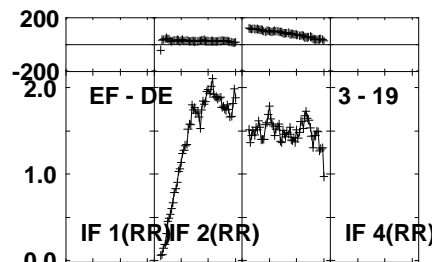
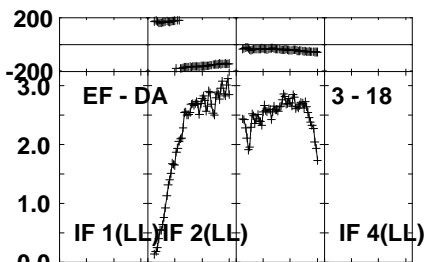
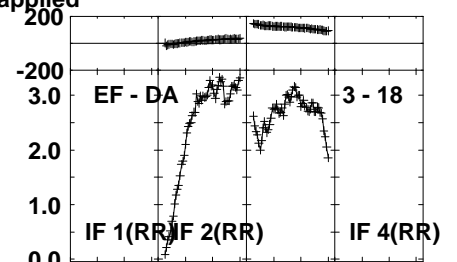
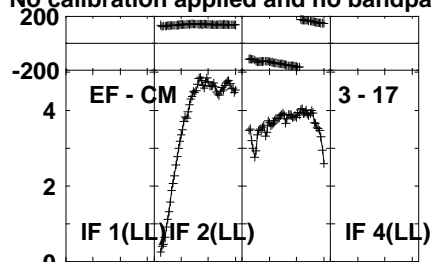
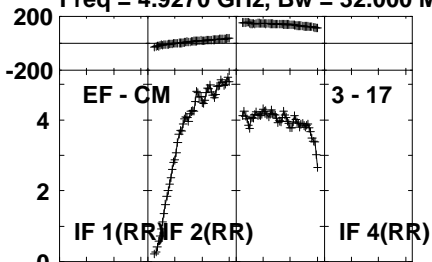
Lower frame: Milli Ampl Jy Top frame: Phas deg
Vector averaged cross-power spectrum Several baselines displayed
Timerange: 00/12:14:41 to 00/12:16:09

Plot file version 218 created 13-MAR-2023 13:41:40

J0344+1559 ET048B.UVDATA.1

Freq = 4.9270 GHz, Bw = 32.000 MH

No calibration applied and no bandpass applied

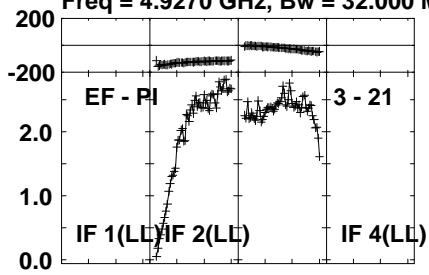


Lower frame: Milli Ampl Jy Top frame: Phas deg
Vector averaged cross-power spectrum Several baselines displayed
Timerange: 00/12:14:41 to 00/12:16:09

Plot file version 219 created 13-MAR-2023 13:41:40

J0344+1559 ET048B.UVDATA.1

Freq = 4.9270 GHz, Bw = 32.000 MH No calibration applied and no bandpass applied



Lower frame: Milli Ampl Jy Top frame: Phas deg

Vector averaged cross-power spectrum Several baselines displayed

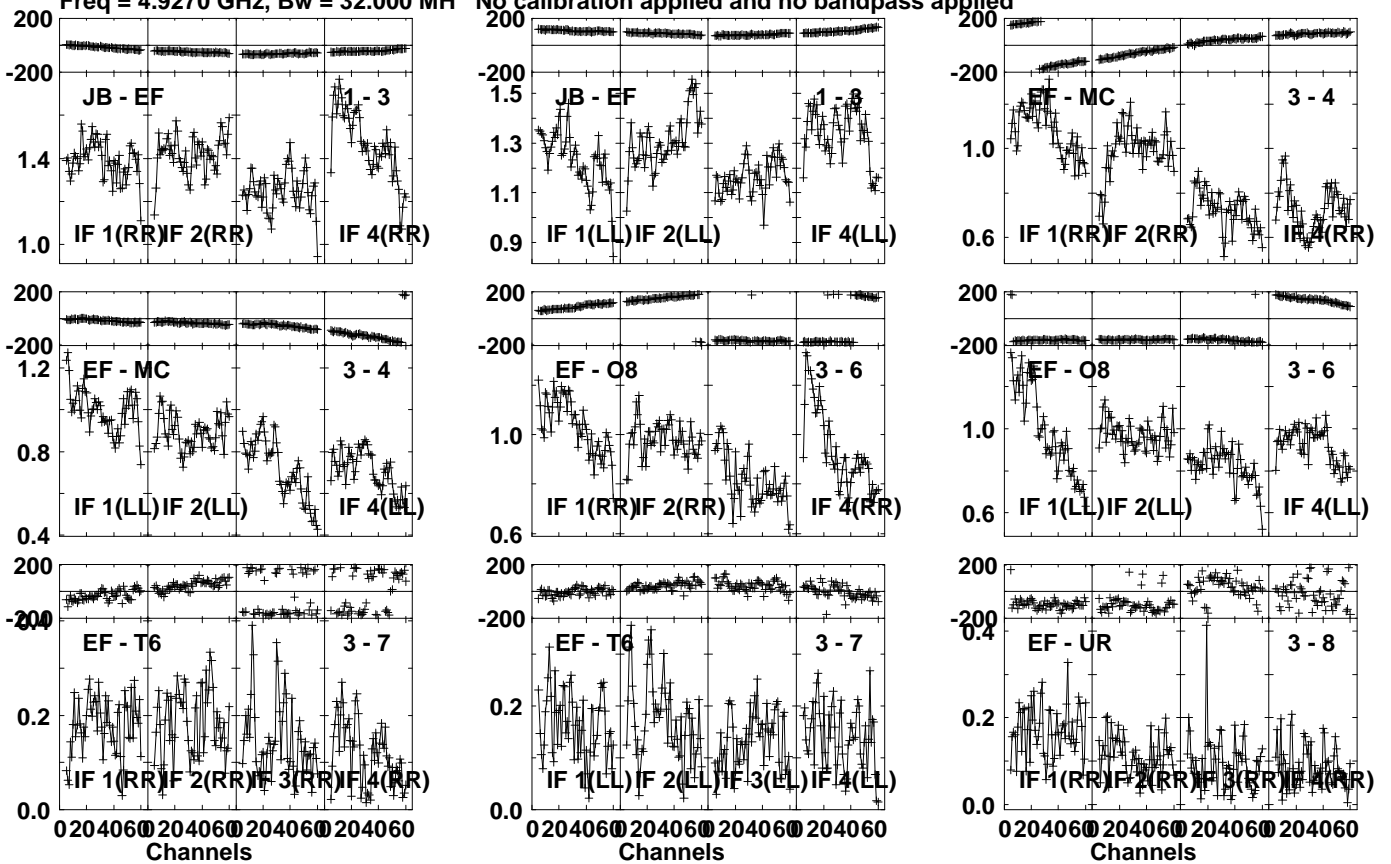
Timerange: 00/12:14:41 to 00/12:16:09

Plot file version 220 created 13-MAR-2023 13:41:40

0350+177 ET048B.UVDATA.1

Freq = 4.9270 GHz, Bw = 32.000 MH

No calibration applied and no bandpass applied



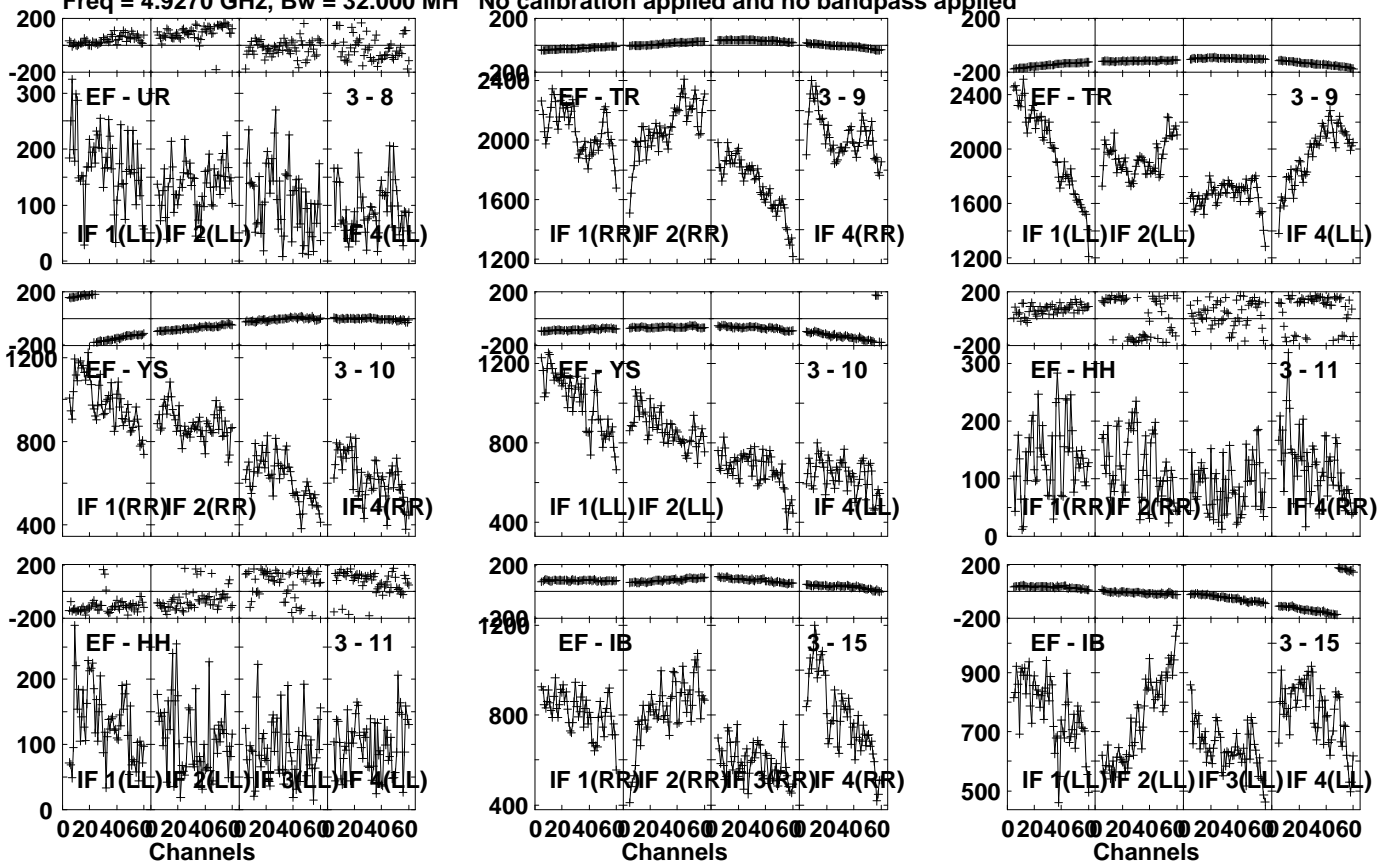
Lower frame: Milli Ampl Jy Top frame: Phas deg
Vector averaged cross-power spectrum Several baselines displayed
Timerange: 00/12:16:11 to 00/12:19:39

Plot file version 221 created 13-MAR-2023 13:41:40

0350+177 ET048B.UVDATA.1

Freq = 4.9270 GHz, Bw = 32.000 MH

No calibration applied and no bandpass applied



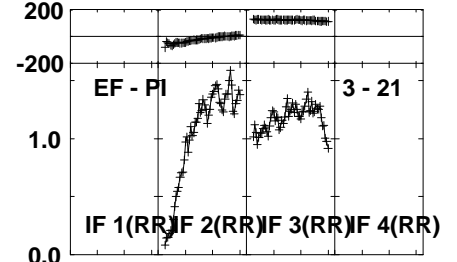
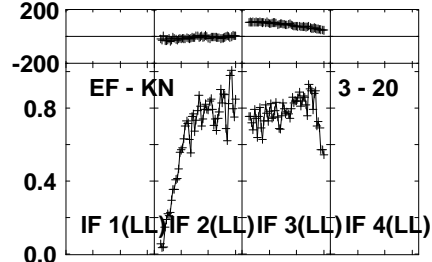
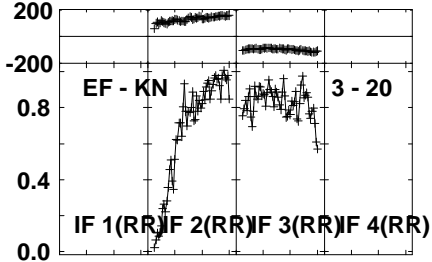
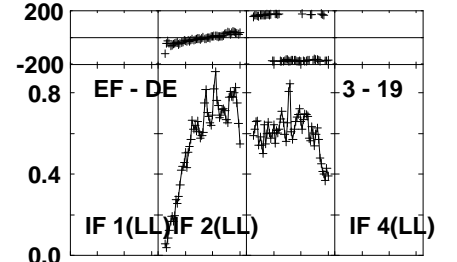
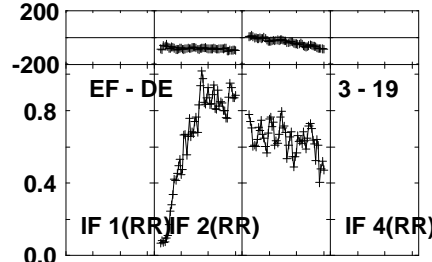
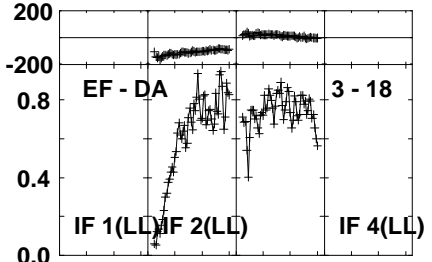
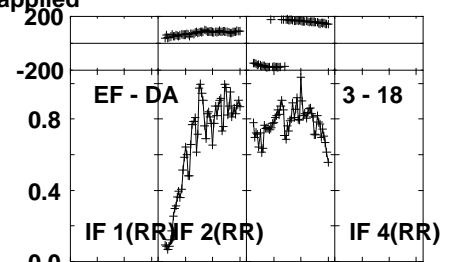
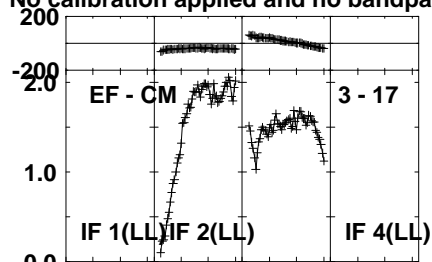
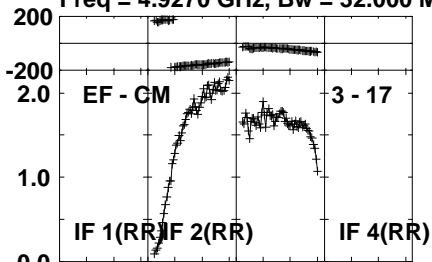
Lower frame: Micro Ampl Jy Top frame: Phas deg
Vector averaged cross-power spectrum Several baselines displayed
Timerange: 00/12:16:11 to 00/12:19:39

Plot file version 222 created 13-MAR-2023 13:41:40

0350+177 ET048B.UVDATA.1

Freq = 4.9270 GHz, Bw = 32.000 MH

No calibration applied and no bandpass applied

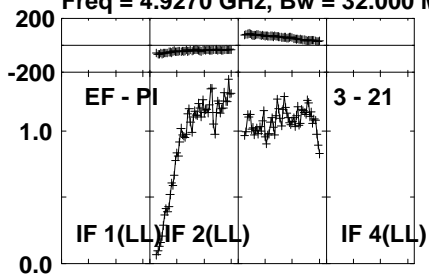


Lower frame: Milli Ampl Jy Top frame: Phas deg
Vector averaged cross-power spectrum Several baselines displayed
Timerange: 00/12:16:11 to 00/12:19:39

Plot file version 223 created 13-MAR-2023 13:41:40

0350+177 ET048B.UVDATA.1

Freq = 4.9270 GHz, Bw = 32.000 MH No calibration applied and no bandpass applied



Lower frame: Milli Ampl Jy Top frame: Phas deg

Vector averaged cross-power spectrum Several baselines displayed

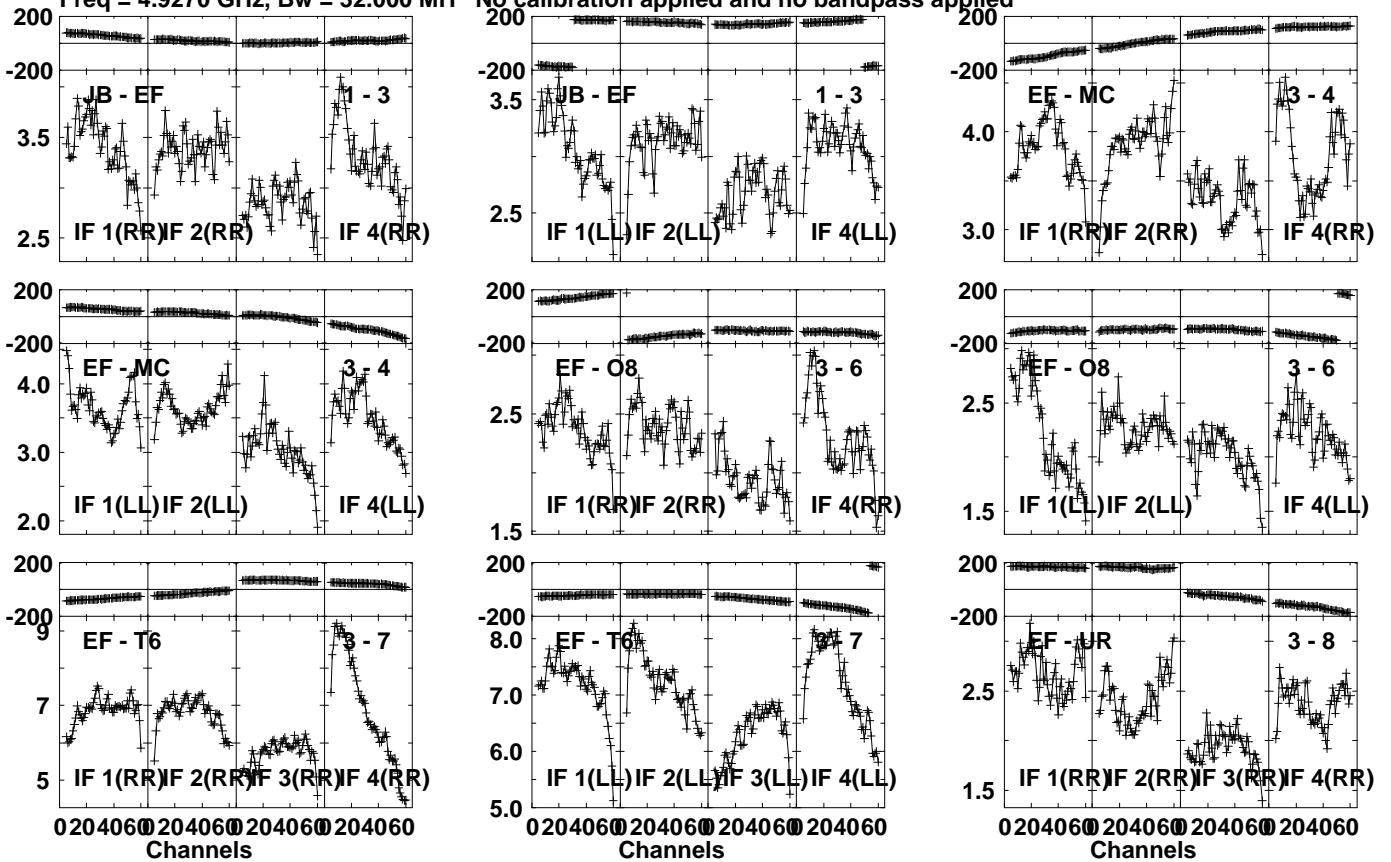
Timerange: 00/12:16:11 to 00/12:19:39

Plot file version 224 created 13-MAR-2023 13:41:40

J0344+1559 ET048B.UVDATA.1

Freq = 4.9270 GHz, Bw = 32.000 MH

No calibration applied and no bandpass applied



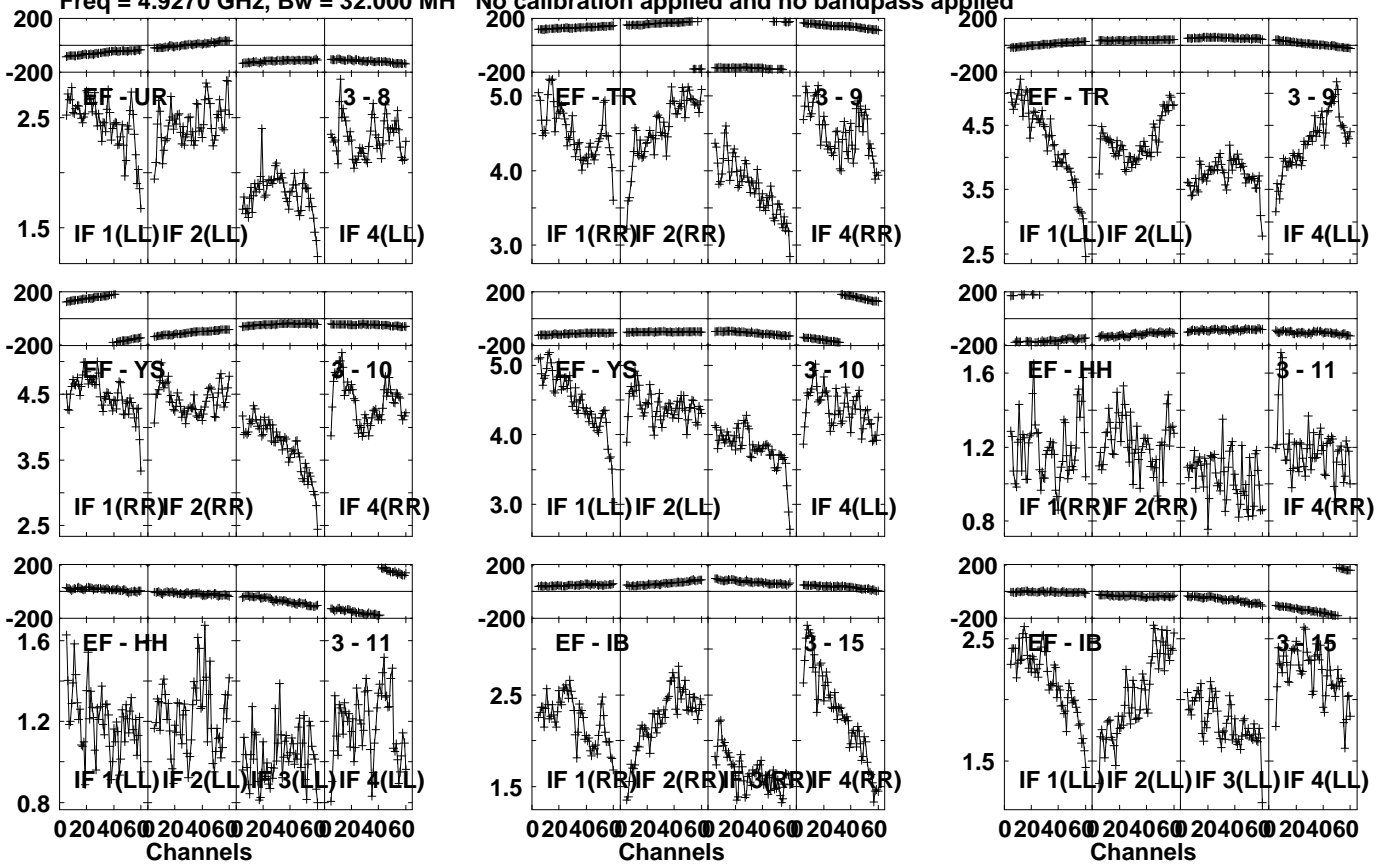
Lower frame: Milli Ampl Jy Top frame: Phas deg
 Vector averaged cross-power spectrum Several baselines displayed
 Timerange: 00/12:19:41 to 00/12:21:09

Plot file version 225 created 13-MAR-2023 13:41:40

J0344+1559 ET048B.UVDATA.1

Freq = 4.9270 GHz, Bw = 32.000 MH

No calibration applied and no bandpass applied



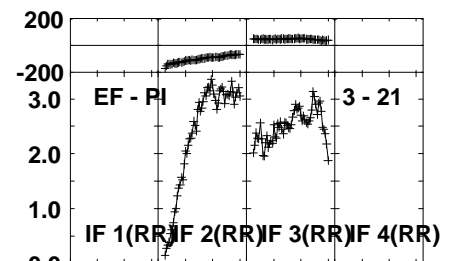
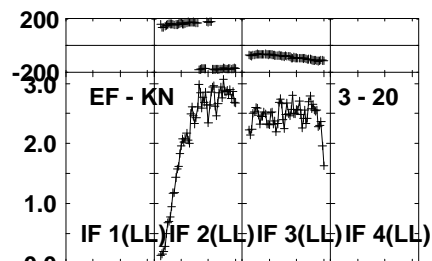
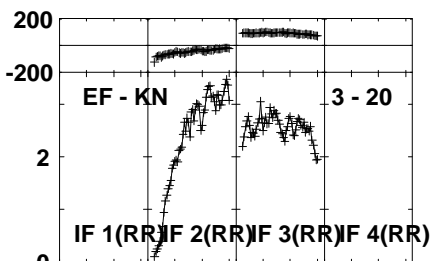
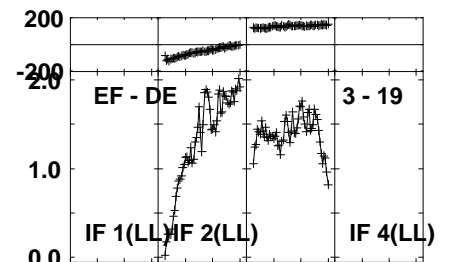
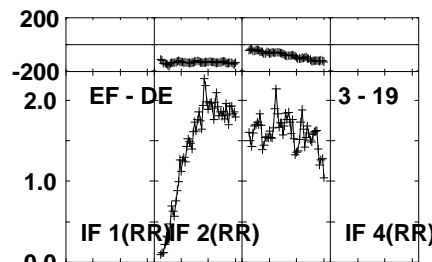
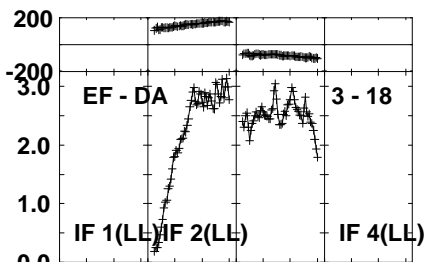
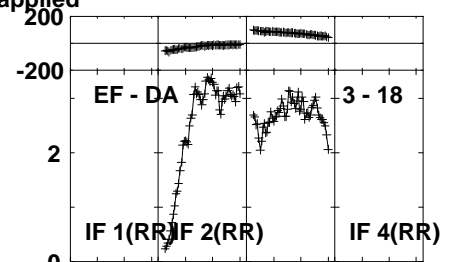
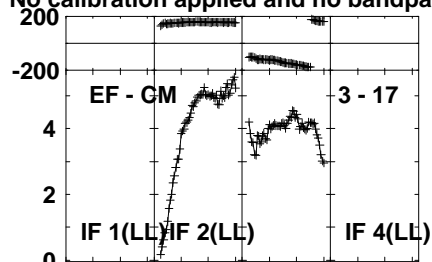
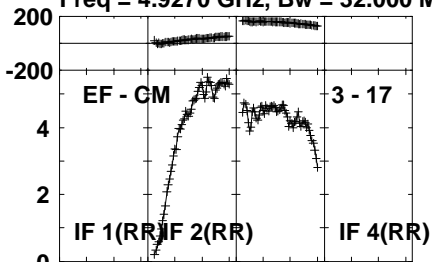
Lower frame: Milli Ampl Jy Top frame: Phas deg
Vector averaged cross-power spectrum Several baselines displayed
Timerange: 00:12:19:41 to 00:12:21:09

Plot file version 226 created 13-MAR-2023 13:41:41

J0344+1559 ET048B.UVDATA.1

Freq = 4.9270 GHz, Bw = 32.000 MH

No calibration applied and no bandpass applied



Lower frame: Milli Ampl Jy Top frame: Phas deg

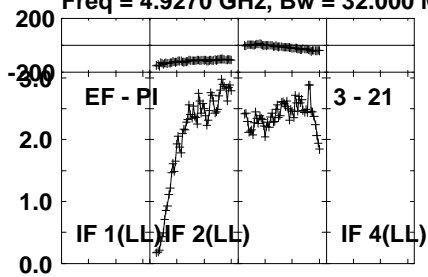
Vector averaged cross-power spectrum Several baselines displayed

Timerange: 00:12:19:41 to 00:12:21:09

Plot file version 227 created 13-MAR-2023 13:41:41

J0344+1559 ET048B.UVDATA.1

Freq = 4.9270 GHz, Bw = 32.000 MH No calibration applied and no bandpass applied



Lower frame: Milli Ampl Jy Top frame: Phas deg

Vector averaged cross-power spectrum Several baselines displayed

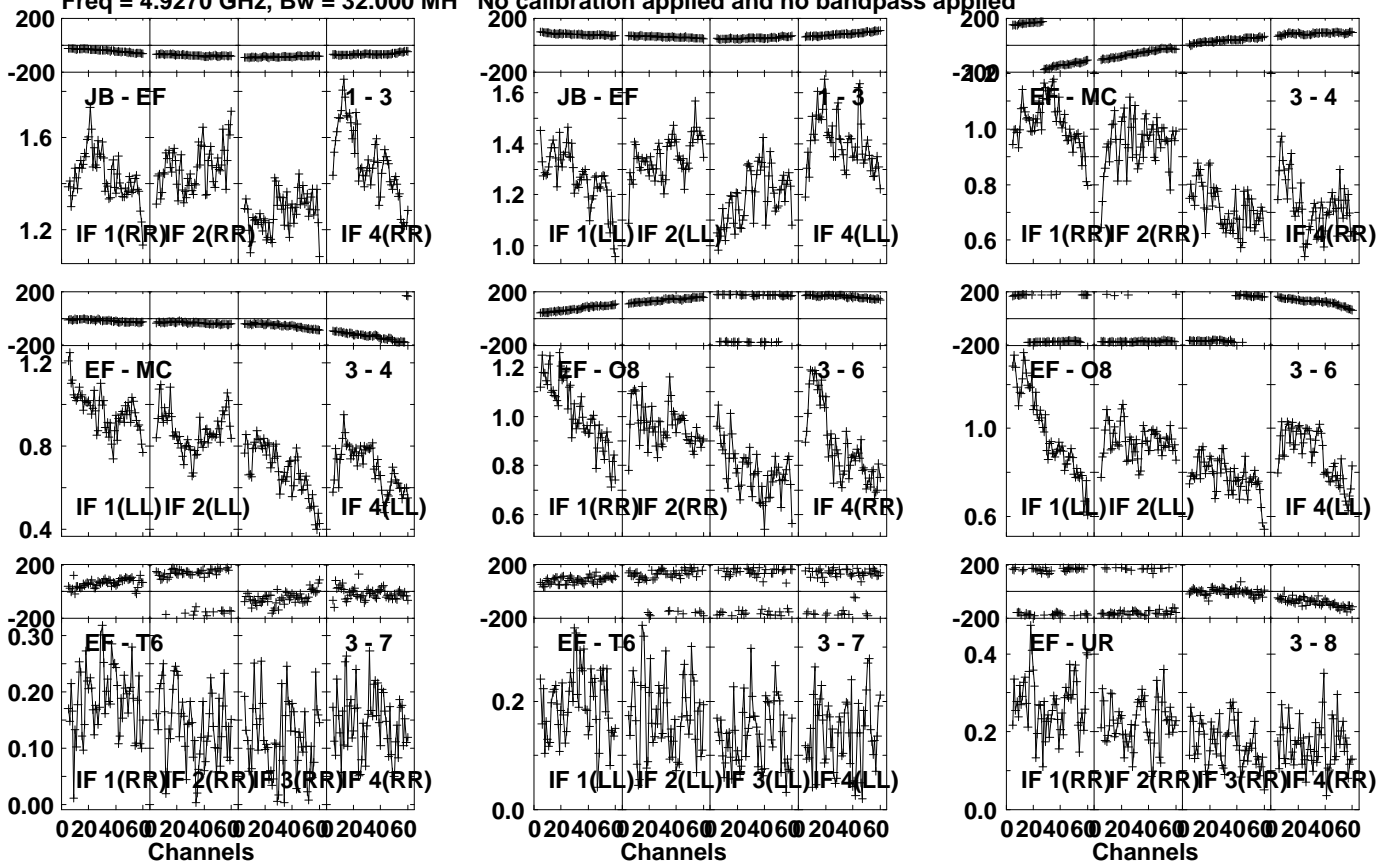
Timerange: 00/12:19:41 to 00/12:21:09

Plot file version 228 created 13-MAR-2023 13:41:41

0350+177 ET048B.UVDATA.1

Freq = 4.9270 GHz, Bw = 32.000 MH

No calibration applied and no bandpass applied



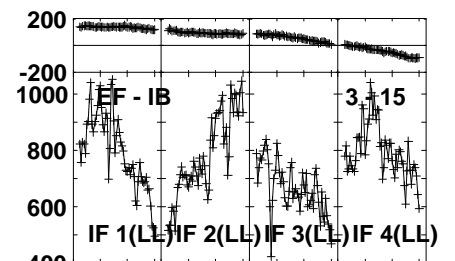
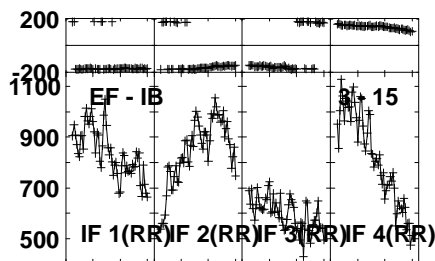
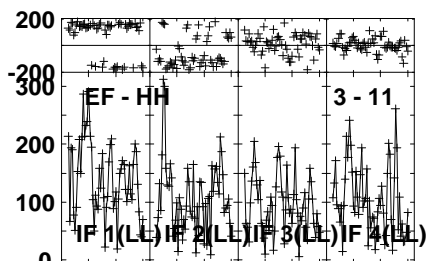
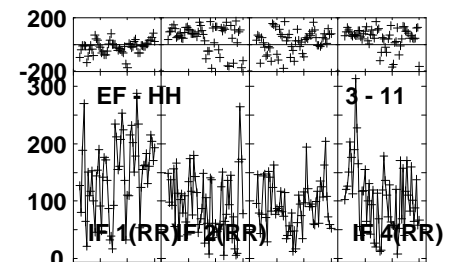
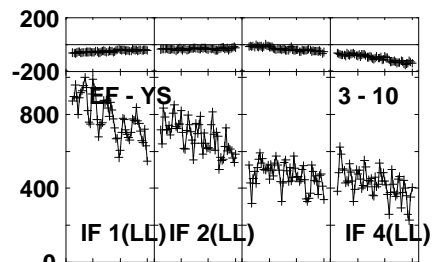
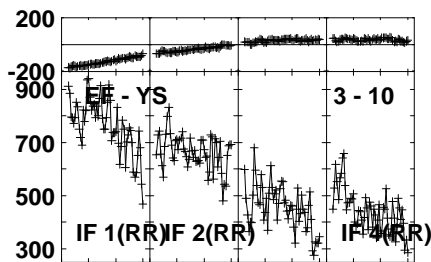
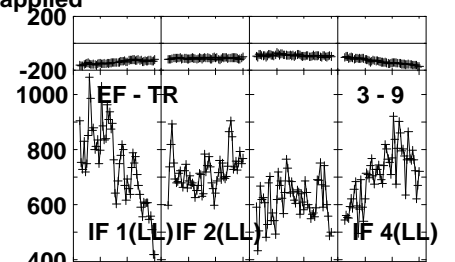
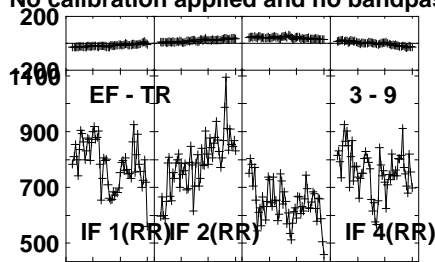
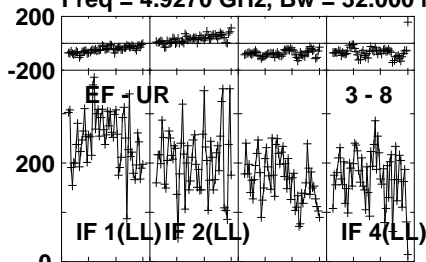
Lower frame: Milli Ampl Jy Top frame: Phas deg
Vector averaged cross-power spectrum Several baselines displayed
Timerange: 00/12:21:11 to 00/12:24:39

Plot file version 229 created 13-MAR-2023 13:41:41

0350+177 ET048B.UVDATA.1

Freq = 4.9270 GHz, Bw = 32.000 MH

No calibration applied and no bandpass applied



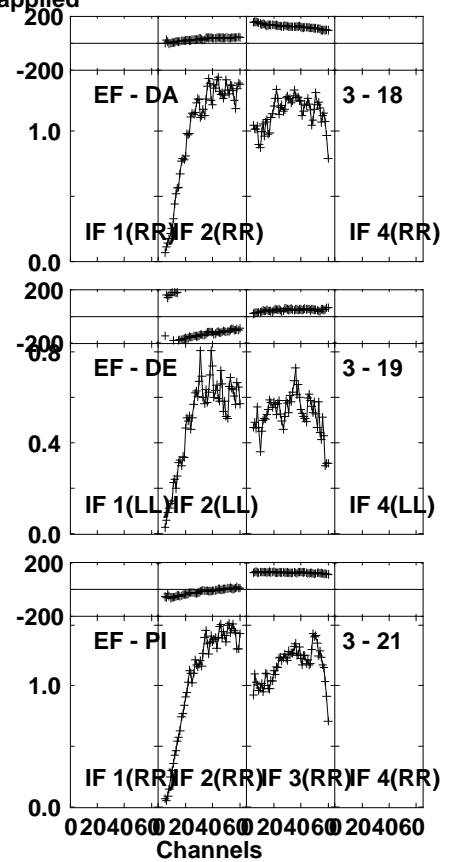
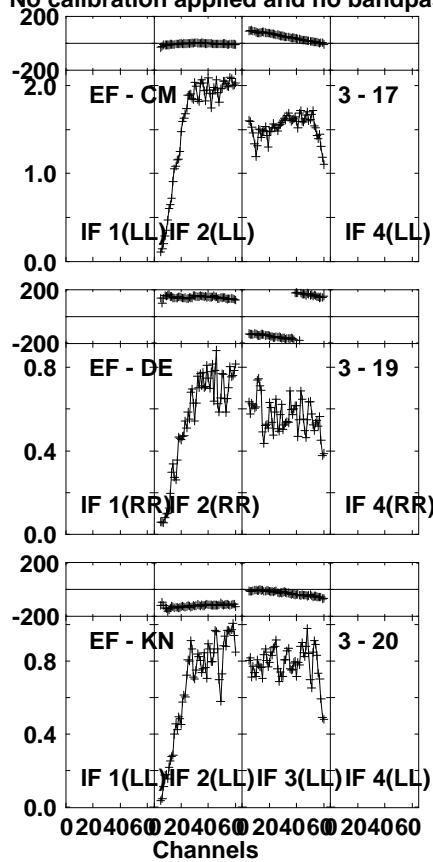
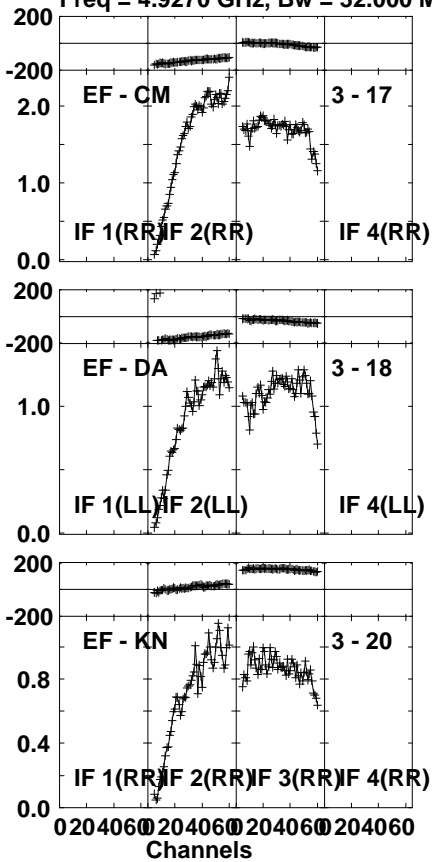
Lower frame: Micro Ampl Jy Top frame: Phas deg
Vector averaged cross-power spectrum Several baselines displayed
Timerange: 00/12:21:11 to 00/12:24:39

Plot file version 230 created 13-MAR-2023 13:41:41

0350+177 ET048B.UVDATA.1

Freq = 4.9270 GHz, Bw = 32.000 MH

No calibration applied and no bandpass applied

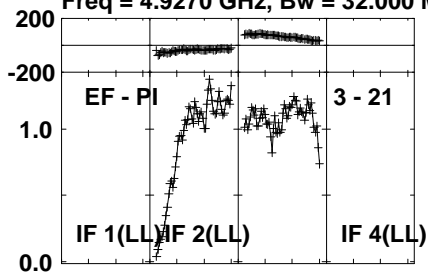


Lower frame: Milli Ampl Jy Top frame: Phas deg
Vector averaged cross-power spectrum Several baselines displayed
Timerange: 00:12:21:11 to 00:12:24:39

Plot file version 231 created 13-MAR-2023 13:41:41

0350+177 ET048B.UVDATA.1

Freq = 4.9270 GHz, Bw = 32.000 MH No calibration applied and no bandpass applied



Lower frame: Milli Ampl Jy Top frame: Phas deg

Vector averaged cross-power spectrum Several baselines displayed

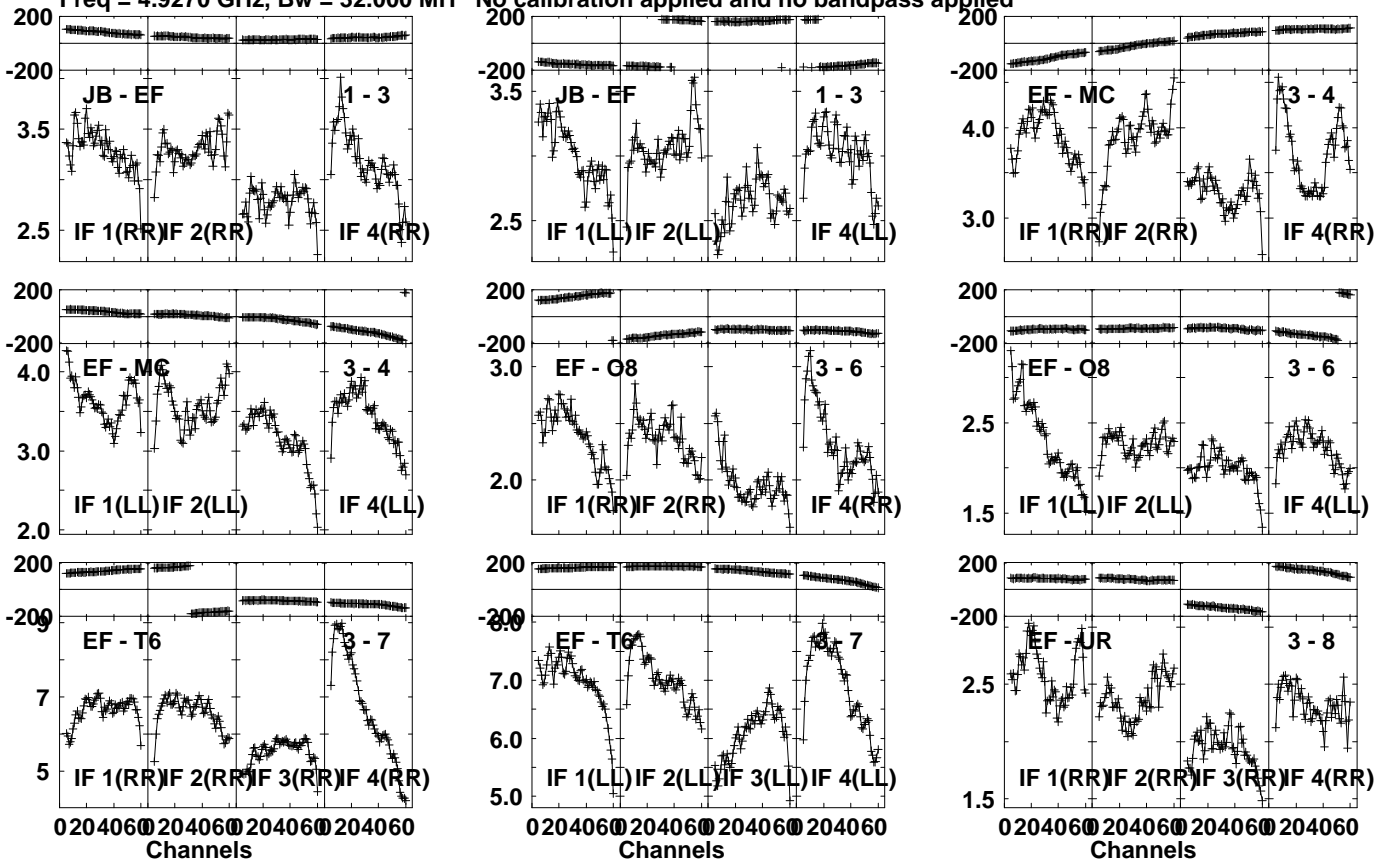
Timerange: 00/12:21:11 to 00/12:24:39

Plot file version 232 created 13-MAR-2023 13:41:41

J0344+1559 ET048B.UVDATA.1

Freq = 4.9270 GHz, Bw = 32.000 MH

No calibration applied and no bandpass applied



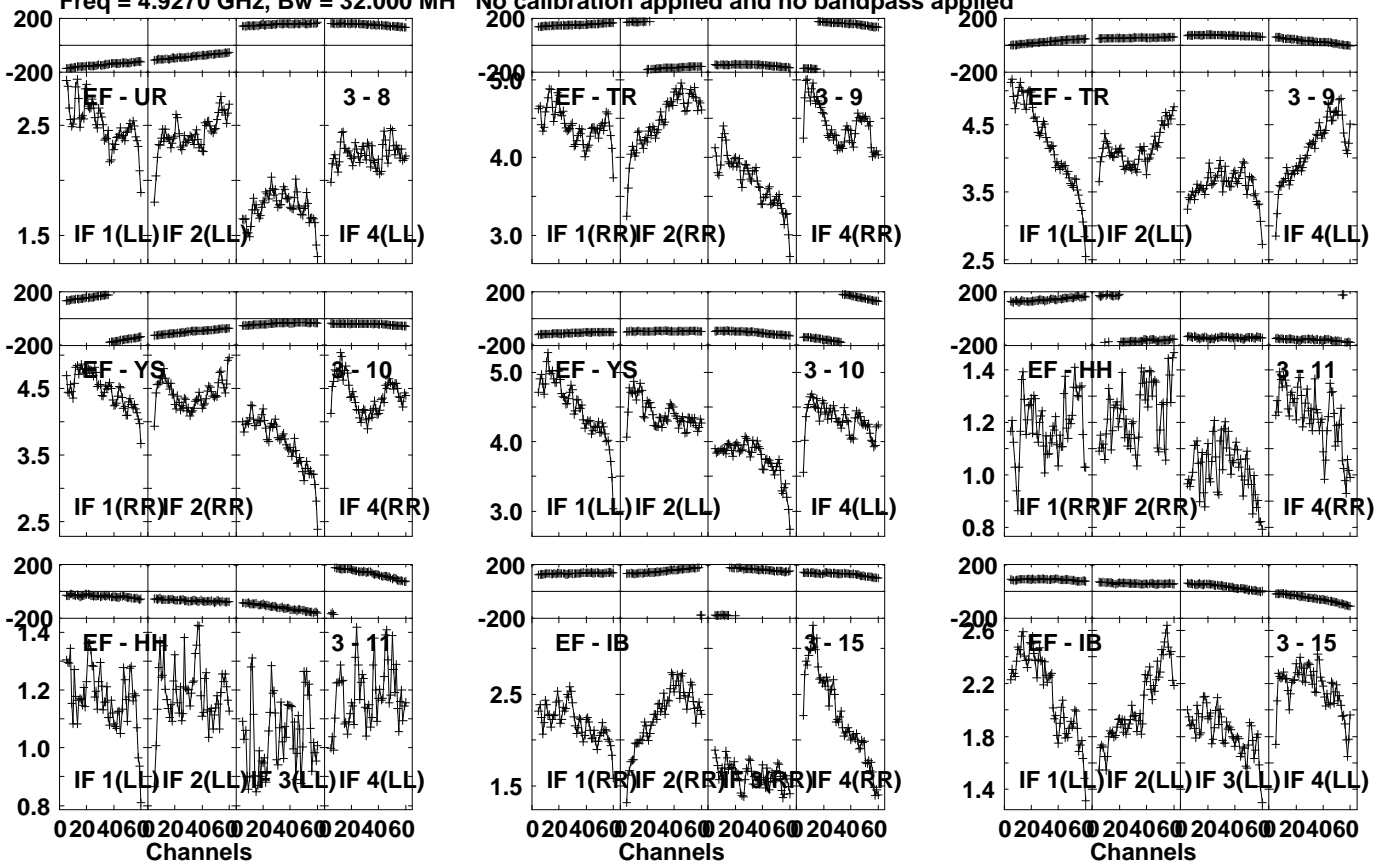
Lower frame: Milli Ampl Jy Top frame: Phas deg
 Vector averaged cross-power spectrum Several baselines displayed
 Timerange: 00/12:25:21 to 00/12:26:49

Plot file version 233 created 13-MAR-2023 13:41:41

J0344+1559 ET048B.UVDATA.1

Freq = 4.9270 GHz, Bw = 32.000 MH

No calibration applied and no bandpass applied



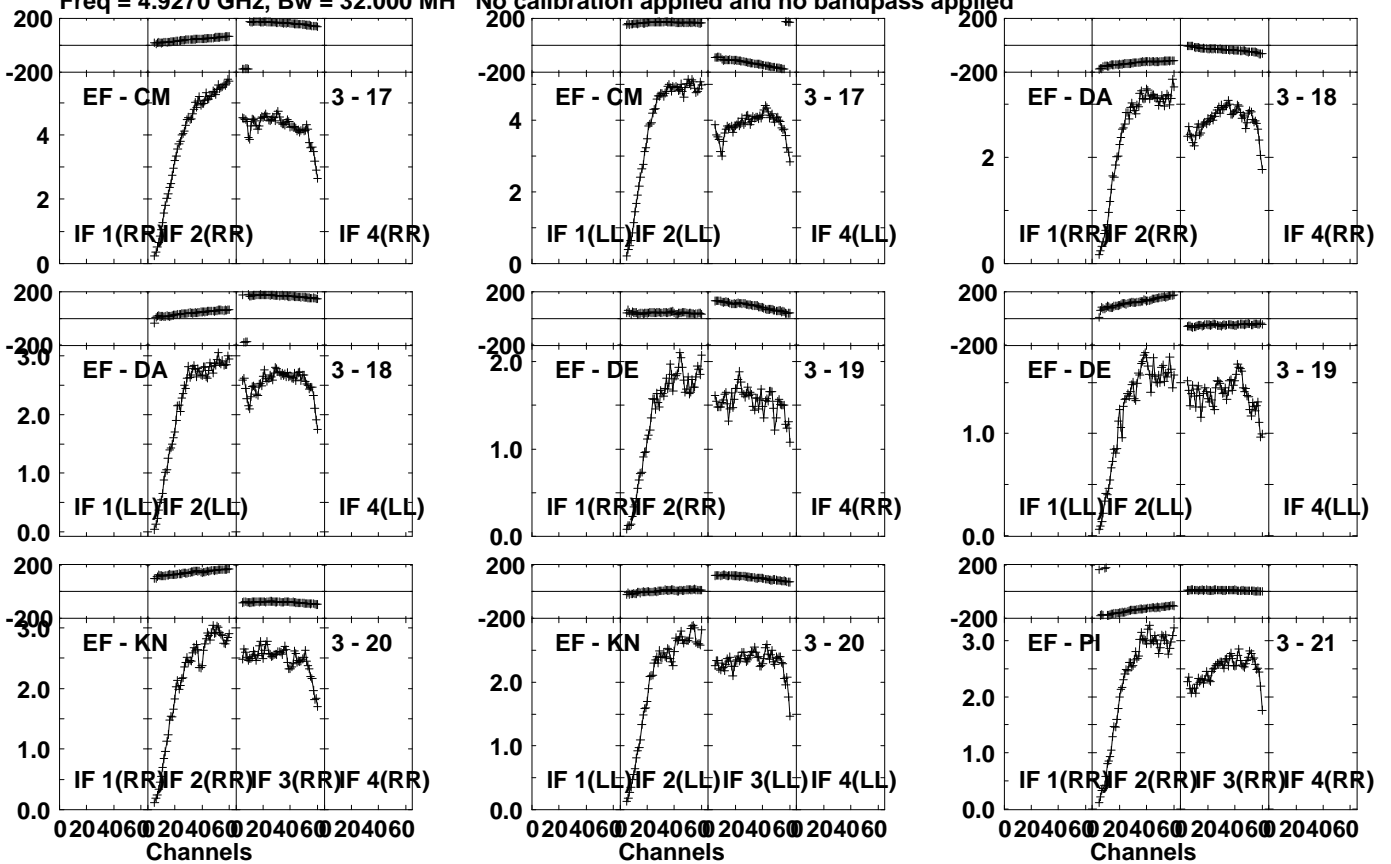
Lower frame: Milli Ampl Jy Top frame: Phas deg
Vector averaged cross-power spectrum Several baselines displayed
Timerange: 00/12:25:21 to 00/12:26:49

Plot file version 234 created 13-MAR-2023 13:41:42

J0344+1559 ET048B.UVDATA.1

Freq = 4.9270 GHz, Bw = 32.000 MH

No calibration applied and no bandpass applied

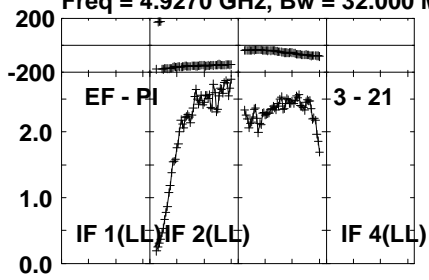


Lower frame: Milli Ampl Jy Top frame: Phas deg
Vector averaged cross-power spectrum Several baselines displayed
Timerange: 00/12:25:21 to 00/12:26:49

Plot file version 235 created 13-MAR-2023 13:41:42

J0344+1559 ET048B.UVDATA.1

Freq = 4.9270 GHz, Bw = 32.000 MH No calibration applied and no bandpass applied



Lower frame: Milli Ampl Jy Top frame: Phas deg

Vector averaged cross-power spectrum Several baselines displayed

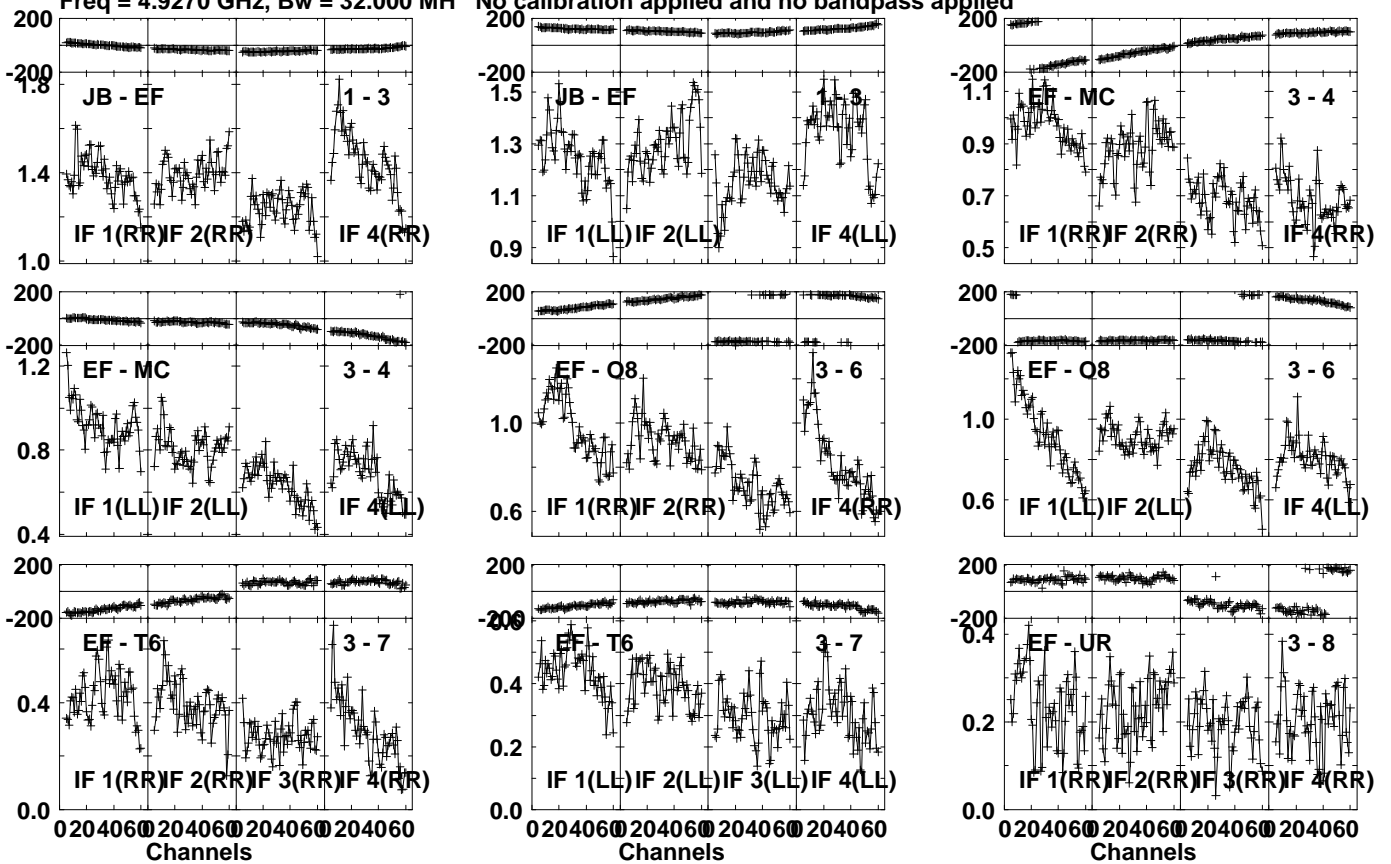
Timerange: 00/12:25:21 to 00/12:26:49

Plot file version 236 created 13-MAR-2023 13:41:42

0350+177 ET048B.UVDATA.1

Freq = 4.9270 GHz, Bw = 32.000 MH

No calibration applied and no bandpass applied



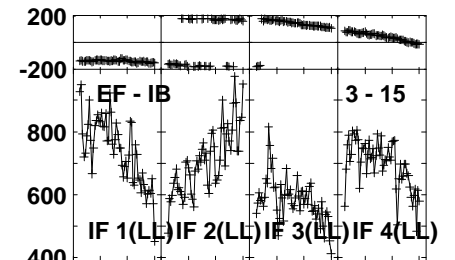
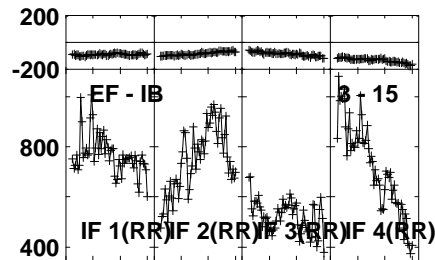
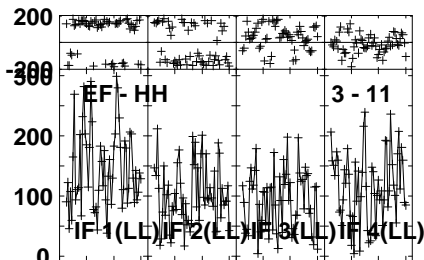
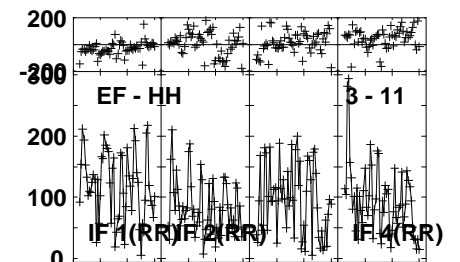
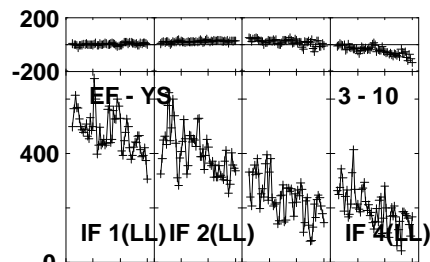
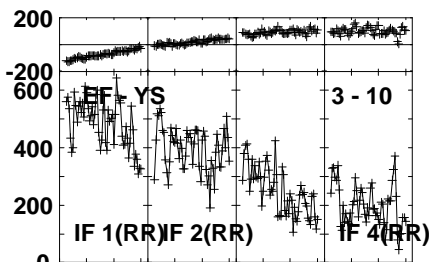
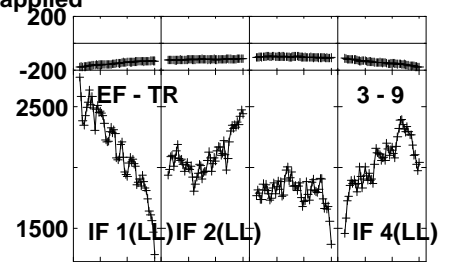
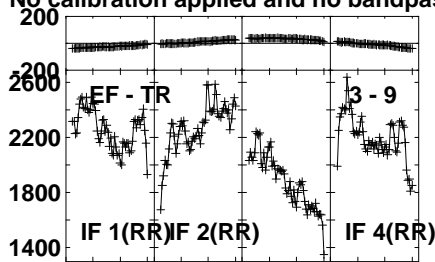
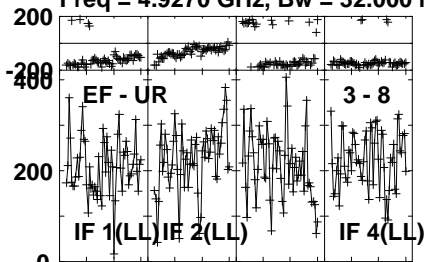
Lower frame: Milli Ampl Jy Top frame: Phas deg
Vector averaged cross-power spectrum Several baselines displayed
Timerange: 00/12:26:51 to 00/12:30:19

Plot file version 237 created 13-MAR-2023 13:41:42

0350+177 ET048B.UVDATA.1

Freq = 4.9270 GHz, Bw = 32.000 MH

No calibration applied and no bandpass applied



0204060 204060 204060 204060 204060
Channels

0204060 204060 204060 204060 204060
Channels

0204060 204060 204060 204060 204060
Channels

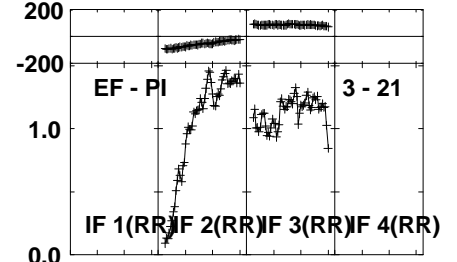
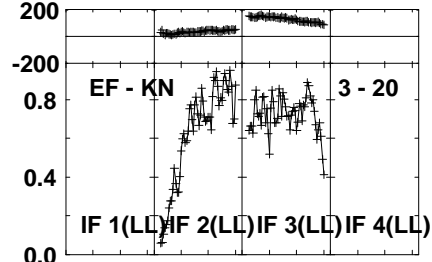
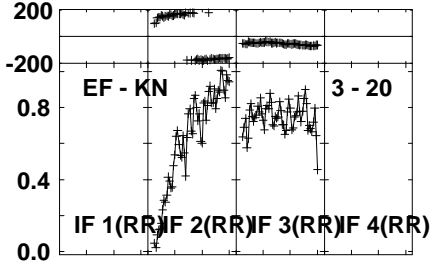
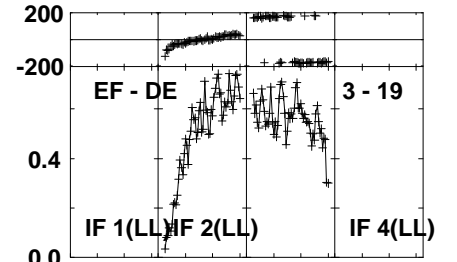
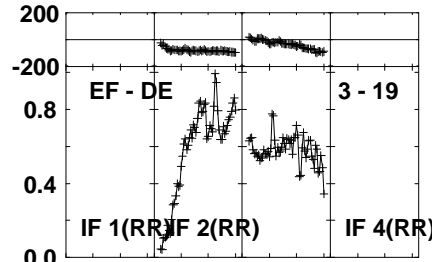
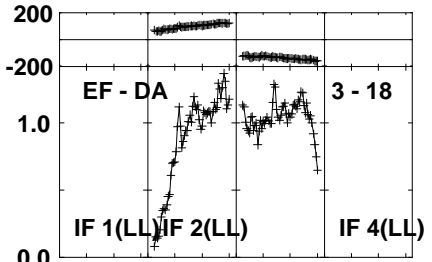
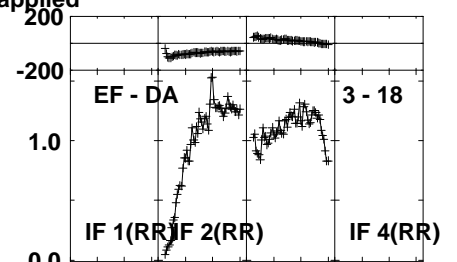
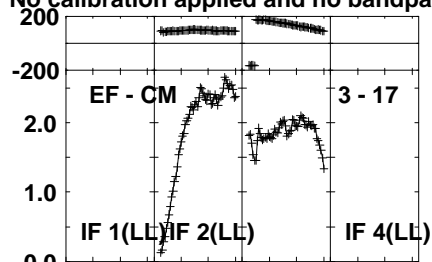
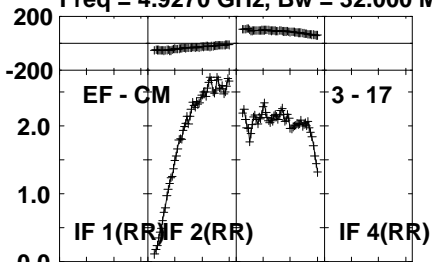
Lower frame: Micro Ampl Jy Top frame: Phas deg
Vector averaged cross-power spectrum Several baselines displayed
Timerange: 00/12:26:51 to 00/12:30:19

Plot file version 238 created 13-MAR-2023 13:41:42

0350+177 ET048B.UVDATA.1

Freq = 4.9270 GHz, Bw = 32.000 MH

No calibration applied and no bandpass applied

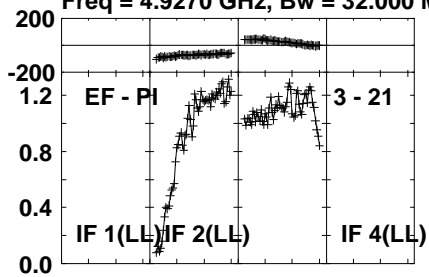


Lower frame: Milli Ampl Jy Top frame: Phas deg
Vector averaged cross-power spectrum Several baselines displayed
Timerange: 00/12:26:51 to 00/12:30:19

Plot file version 239 created 13-MAR-2023 13:41:42

0350+177 ET048B.UVDATA.1

Freq = 4.9270 GHz, Bw = 32.000 MH No calibration applied and no bandpass applied



Lower frame: Milli Ampl Jy Top frame: Phas deg

Vector averaged cross-power spectrum Several baselines displayed

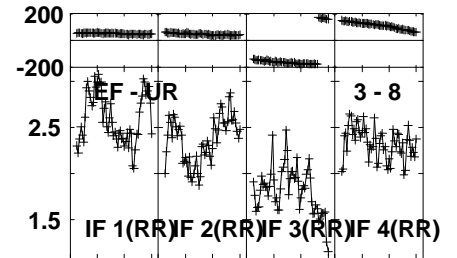
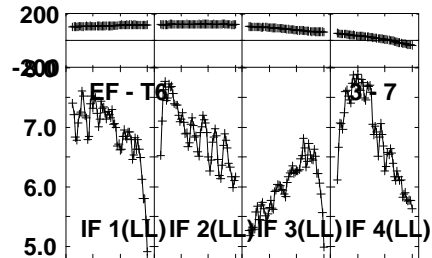
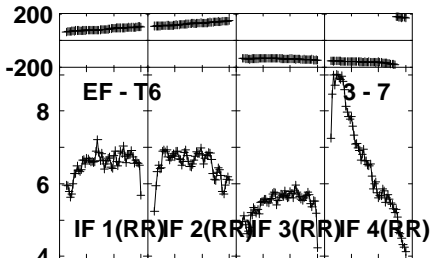
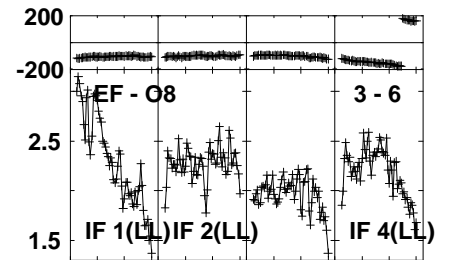
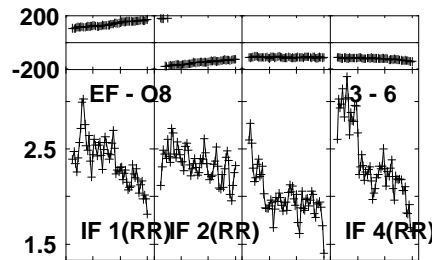
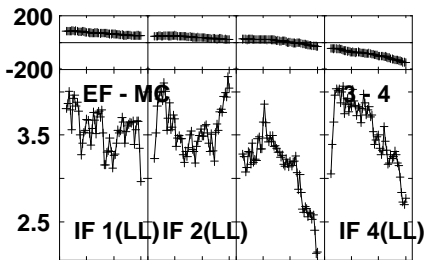
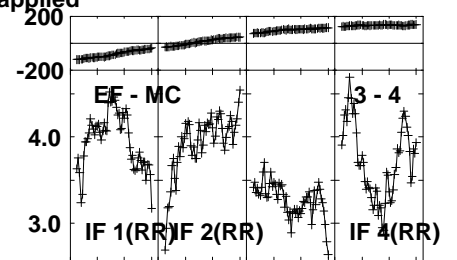
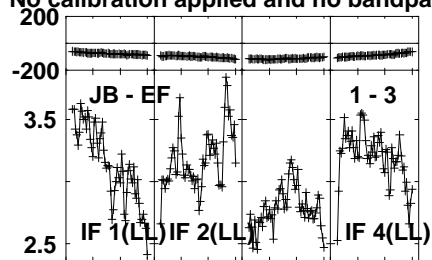
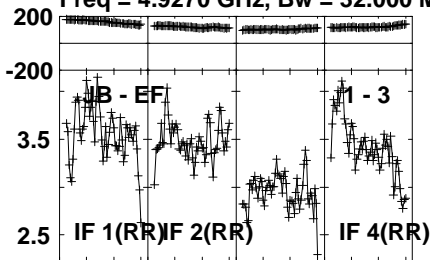
Timerange: 00/12:26:51 to 00/12:30:19

Plot file version 240 created 13-MAR-2023 13:41:42

J0344+1559 ET048B.UVDATA.1

Freq = 4.9270 GHz, Bw = 32.000 MH

No calibration applied and no bandpass applied



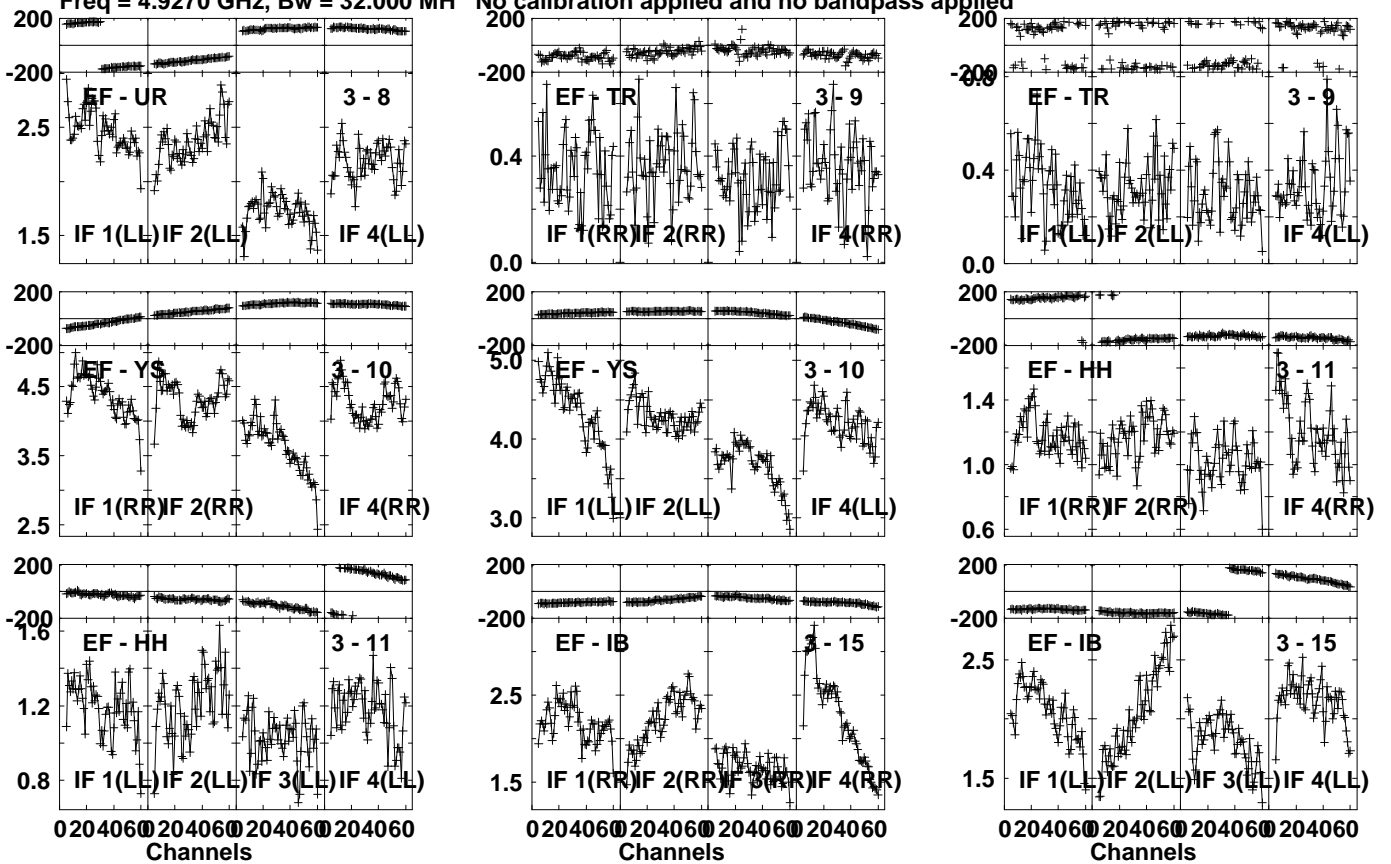
Lower frame: Milli Ampl Jy Top frame: Phas deg
Vector averaged cross-power spectrum Several baselines displayed
Timerange: 00:12:30:21 to 00:12:31:49

Plot file version 241 created 13-MAR-2023 13:41:42

J0344+1559 ET048B.UVDATA.1

Freq = 4.9270 GHz, Bw = 32.000 MH

No calibration applied and no bandpass applied



Lower frame: Milli Ampl Jy Top frame: Phas deg

Vector averaged cross-power spectrum Several baselines displayed

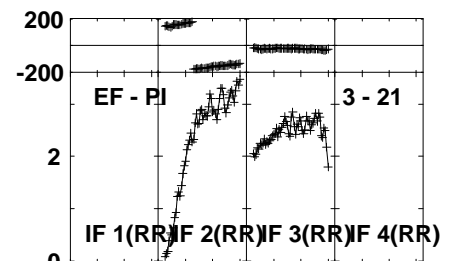
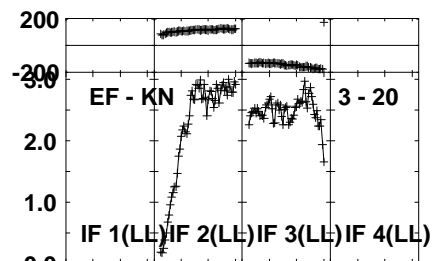
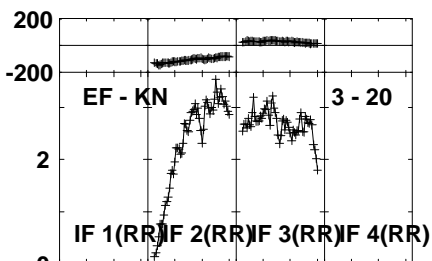
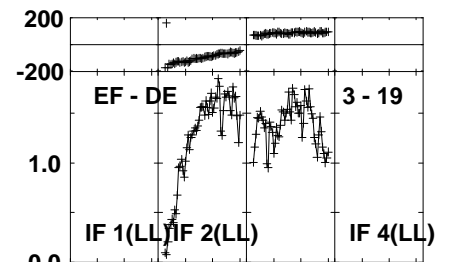
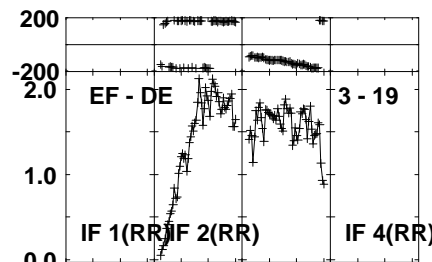
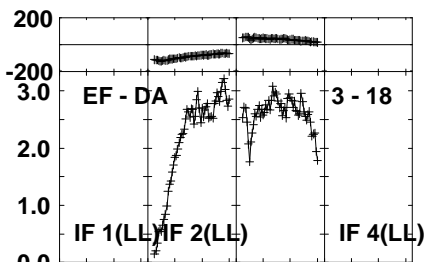
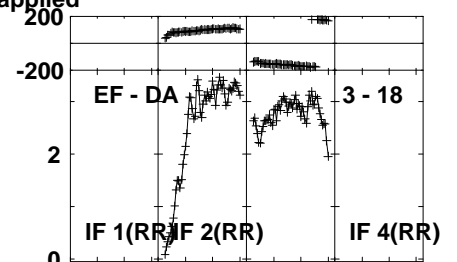
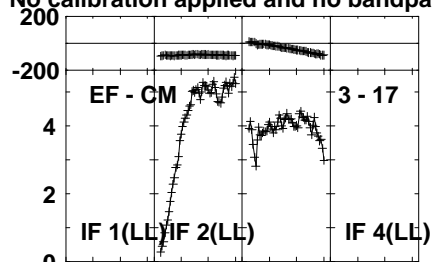
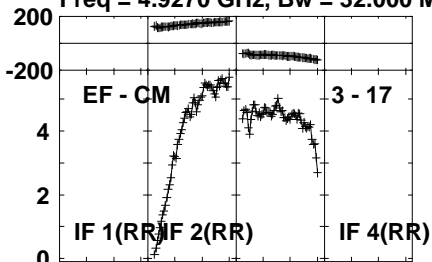
Timerange: 00/12:30:21 to 00/12:31:49

Plot file version 242 created 13-MAR-2023 13:41:43

J0344+1559 ET048B.UVDATA.1

Freq = 4.9270 GHz, Bw = 32.000 MH

No calibration applied and no bandpass applied



Lower frame: Milli Ampl Jy Top frame: Phas deg

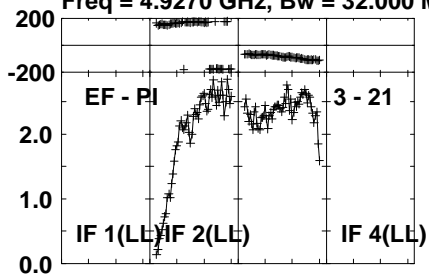
Vector averaged cross-power spectrum Several baselines displayed

Timerange: 00/12:30:21 to 00/12:31:49

Plot file version 243 created 13-MAR-2023 13:41:43

J0344+1559 ET048B.UVDATA.1

Freq = 4.9270 GHz, Bw = 32.000 MH No calibration applied and no bandpass applied



Lower frame: Milli Ampl Jy Top frame: Phas deg

Vector averaged cross-power spectrum Several baselines displayed

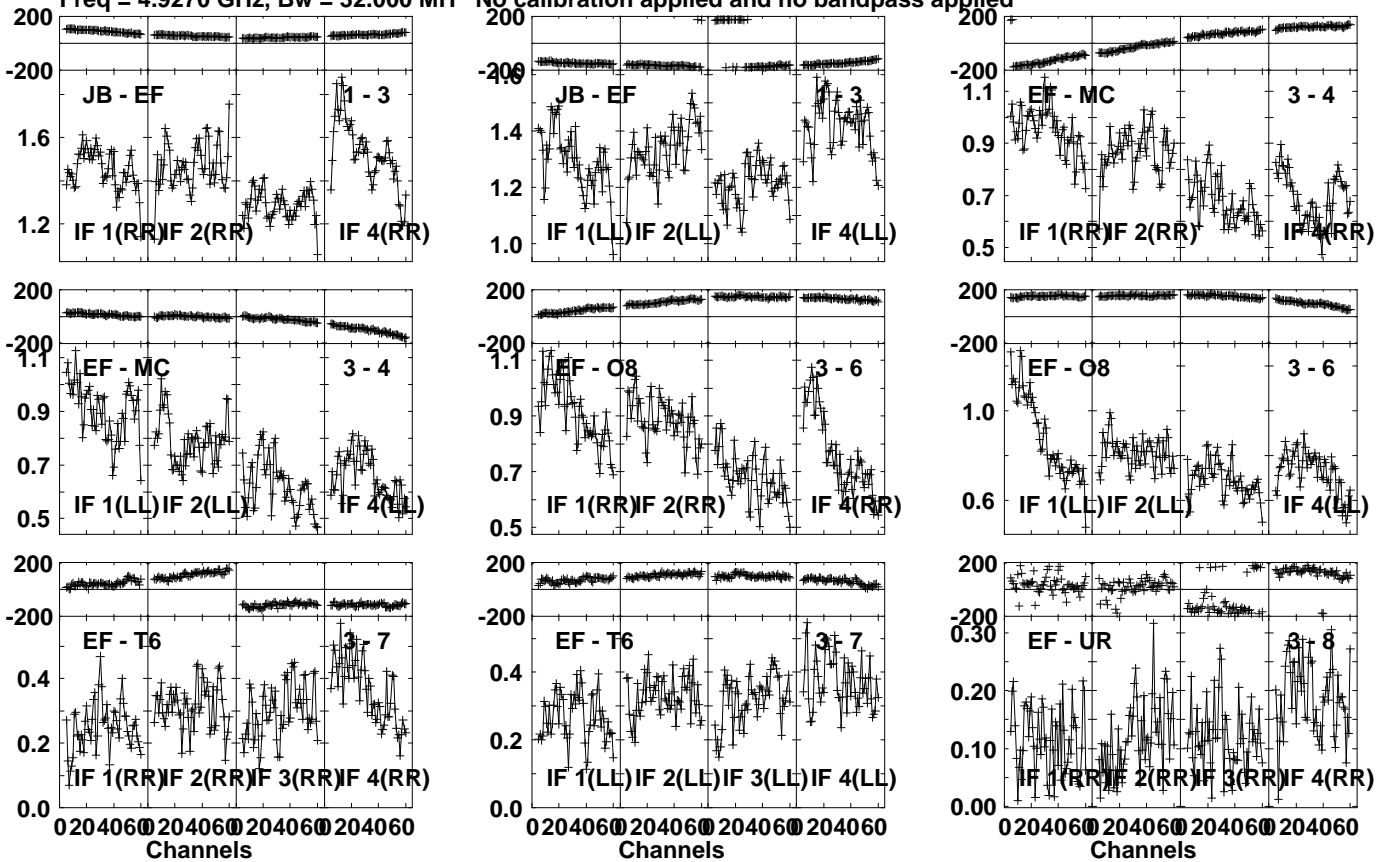
Timerange: 00/12:30:21 to 00/12:31:49

Plot file version 244 created 13-MAR-2023 13:41:43

0350+177 ET048B.UVDATA.1

Freq = 4.9270 GHz, Bw = 32.000 MH

No calibration applied and no bandpass applied



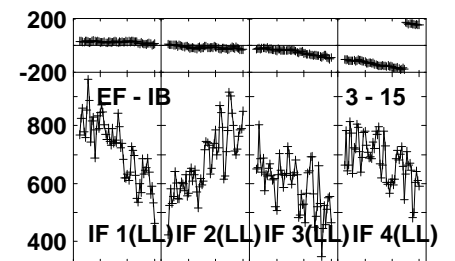
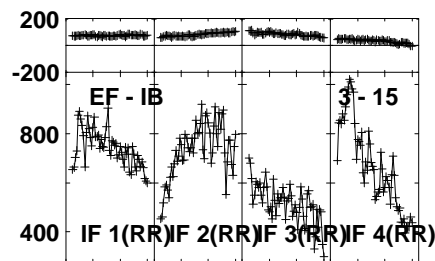
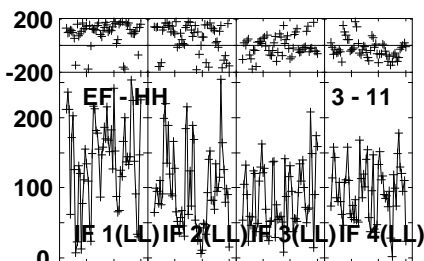
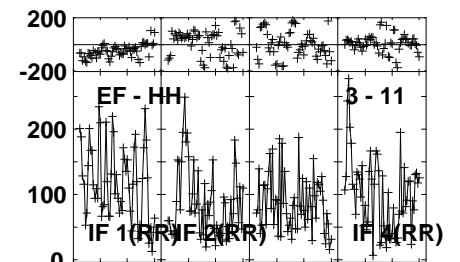
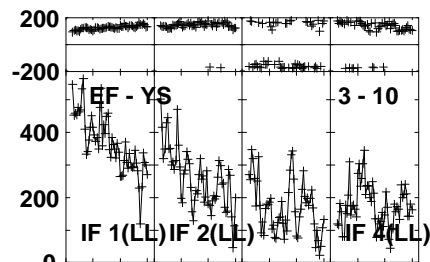
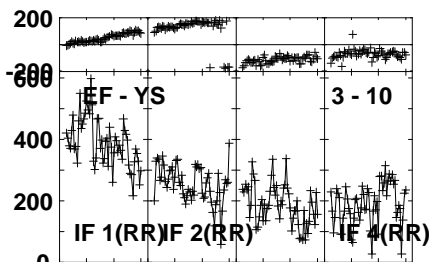
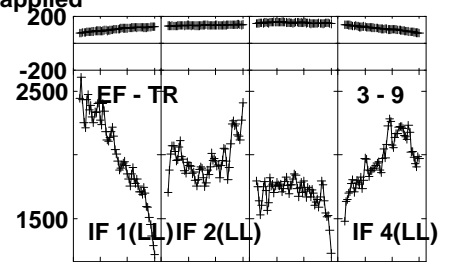
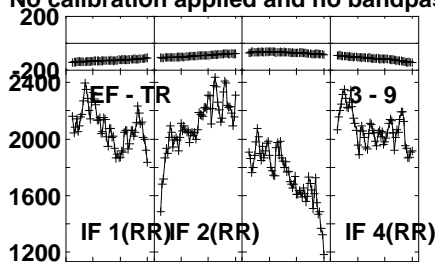
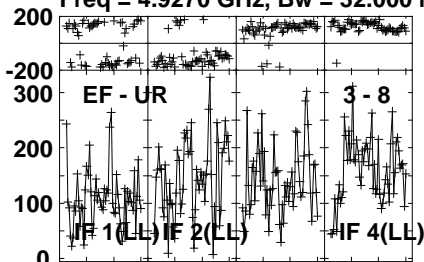
Lower frame: Milli Ampl Jy Top frame: Phas deg
Vector averaged cross-power spectrum Several baselines displayed
Timerange: 00/12:31:51 to 00/12:35:19

Plot file version 245 created 13-MAR-2023 13:41:43

0350+177 ET048B.UVDATA.1

Freq = 4.9270 GHz, Bw = 32.000 MH

No calibration applied and no bandpass applied



0204060 204060 204060 204060 204060
Channels

0204060 204060 204060 204060 204060
Channels

0204060 204060 204060 204060 204060
Channels

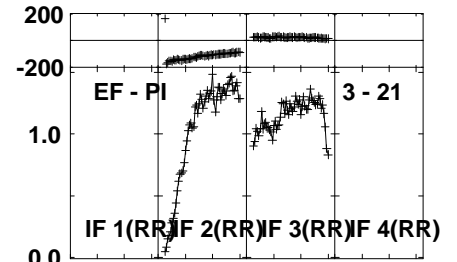
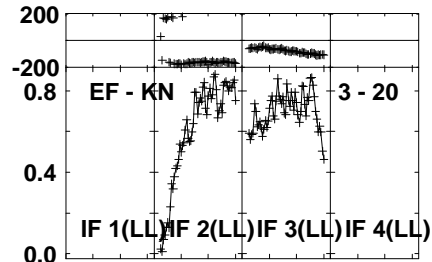
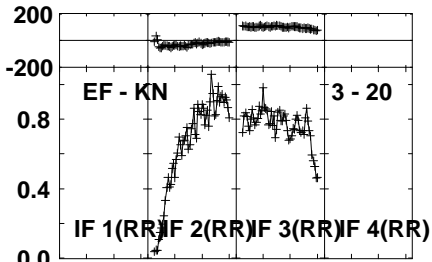
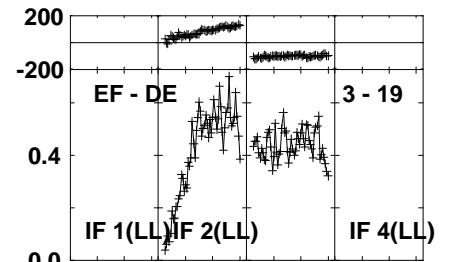
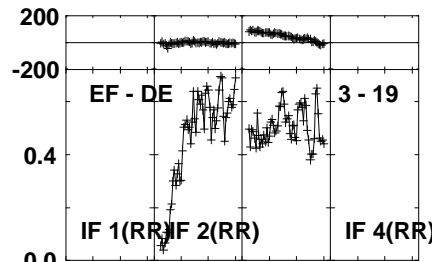
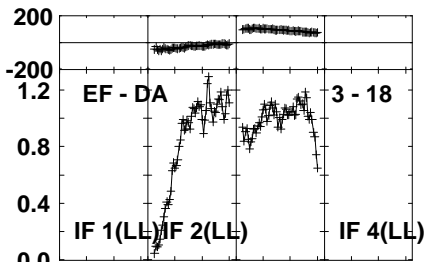
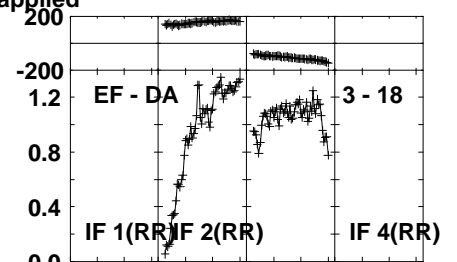
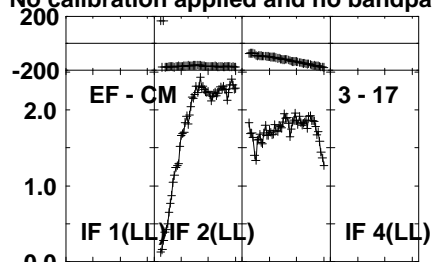
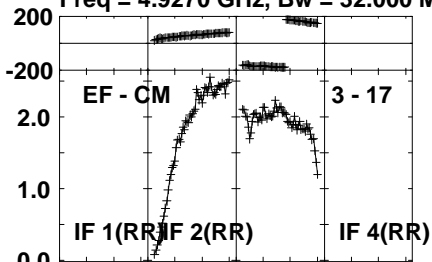
Lower frame: Micro Ampl Jy Top frame: Phas deg
Vector averaged cross-power spectrum Several baselines displayed
Timerange: 00/12:31:51 to 00/12:35:19

Plot file version 246 created 13-MAR-2023 13:41:43

0350+177 ET048B.UVDATA.1

Freq = 4.9270 GHz, Bw = 32.000 MH

No calibration applied and no bandpass applied

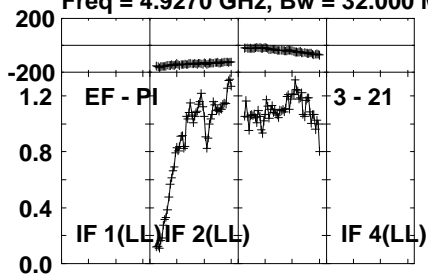


Lower frame: Milli Ampl Jy Top frame: Phas deg
Vector averaged cross-power spectrum Several baselines displayed
Timerange: 00/12:31:51 to 00/12:35:19

Plot file version 247 created 13-MAR-2023 13:41:43

0350+177 ET048B.UVDATA.1

Freq = 4.9270 GHz, Bw = 32.000 MH No calibration applied and no bandpass applied



Lower frame: Milli Ampl Jy Top frame: Phas deg

Vector averaged cross-power spectrum Several baselines displayed

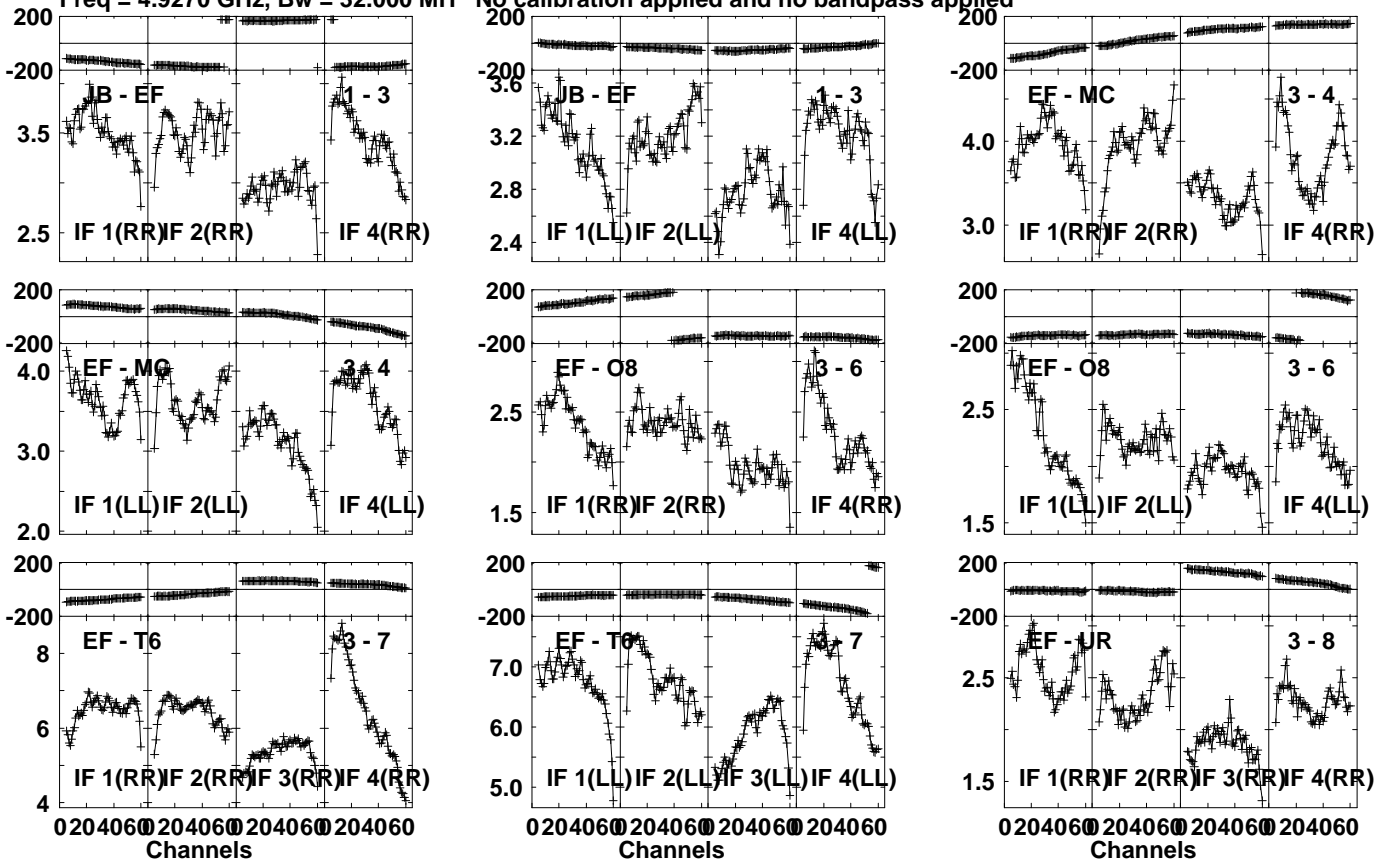
Timerange: 00/12:31:51 to 00/12:35:19

Plot file version 248 created 13-MAR-2023 13:41:43

J0344+1559 ET048B.UVDATA.1

Freq = 4.9270 GHz, Bw = 32.000 MH

No calibration applied and no bandpass applied



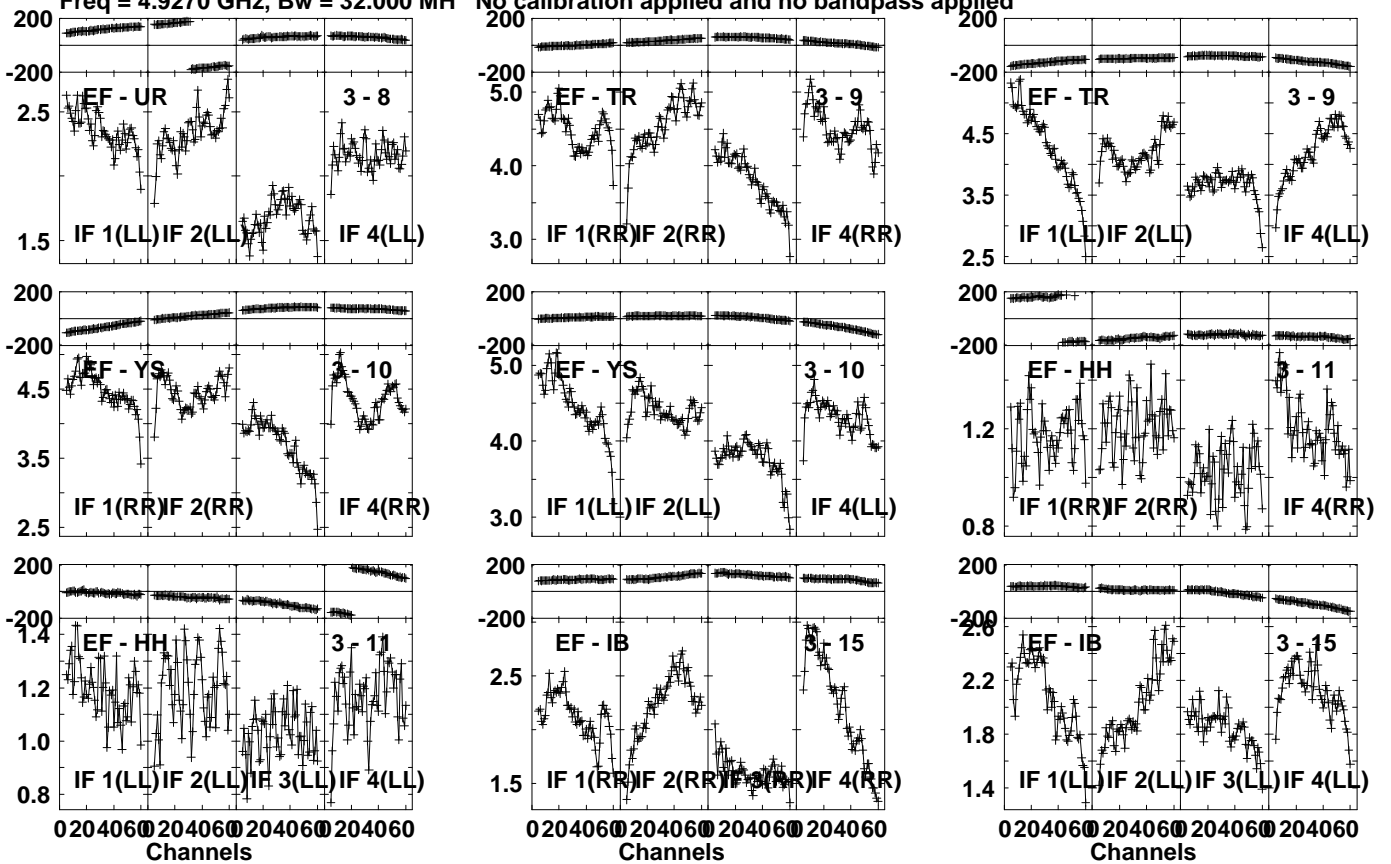
Lower frame: Milli Ampl Jy Top frame: Phas deg
Vector averaged cross-power spectrum Several baselines displayed
Timerange: 00/12:36:01 to 00/12:37:29

Plot file version 249 created 13-MAR-2023 13:41:44

J0344+1559 ET048B.UVDATA.1

Freq = 4.9270 GHz, Bw = 32.000 MH

No calibration applied and no bandpass applied



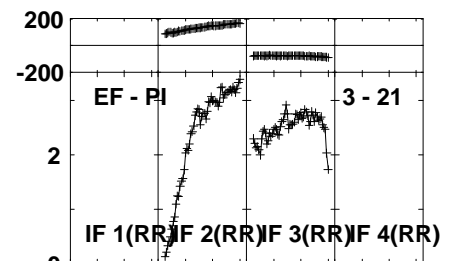
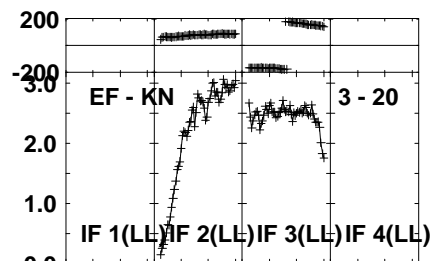
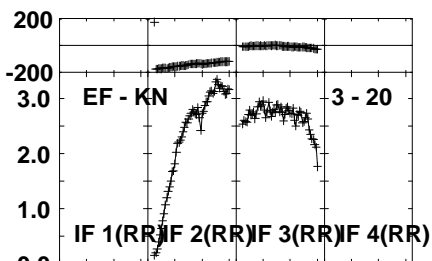
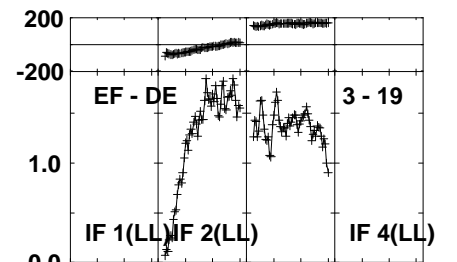
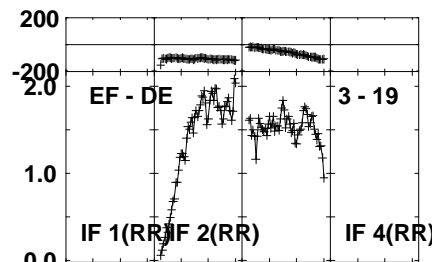
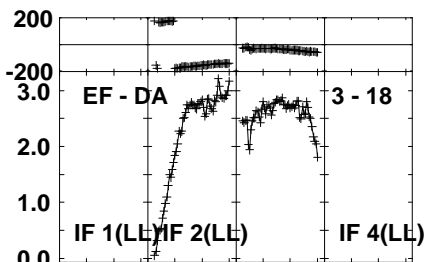
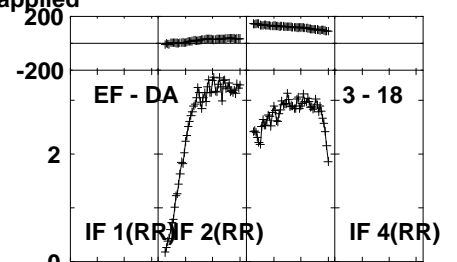
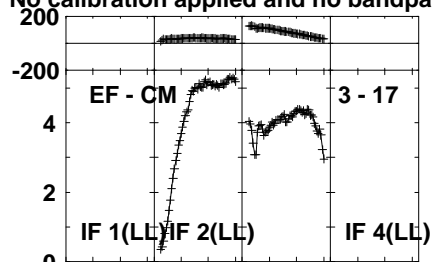
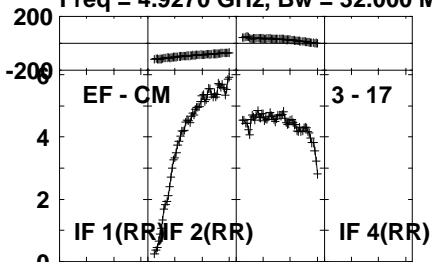
Lower frame: Milli Ampl Jy Top frame: Phas deg
Vector averaged cross-power spectrum Several baselines displayed
Timerange: 00/12:36:01 to 00/12:37:29

Plot file version 250 created 13-MAR-2023 13:41:44

J0344+1559 ET048B.UVDATA.1

Freq = 4.9270 GHz, Bw = 32.000 MH

No calibration applied and no bandpass applied



Lower frame: Milli Ampl Jy Top frame: Phas deg

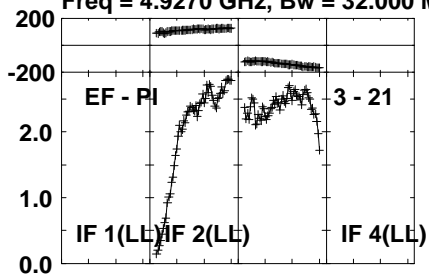
Vector averaged cross-power spectrum Several baselines displayed

Timerange: 00:12:36:01 to 00:12:37:29

Plot file version 251 created 13-MAR-2023 13:41:44

J0344+1559 ET048B.UVDATA.1

Freq = 4.9270 GHz, Bw = 32.000 MH No calibration applied and no bandpass applied



Lower frame: Milli Ampl Jy Top frame: Phas deg

Vector averaged cross-power spectrum Several baselines displayed

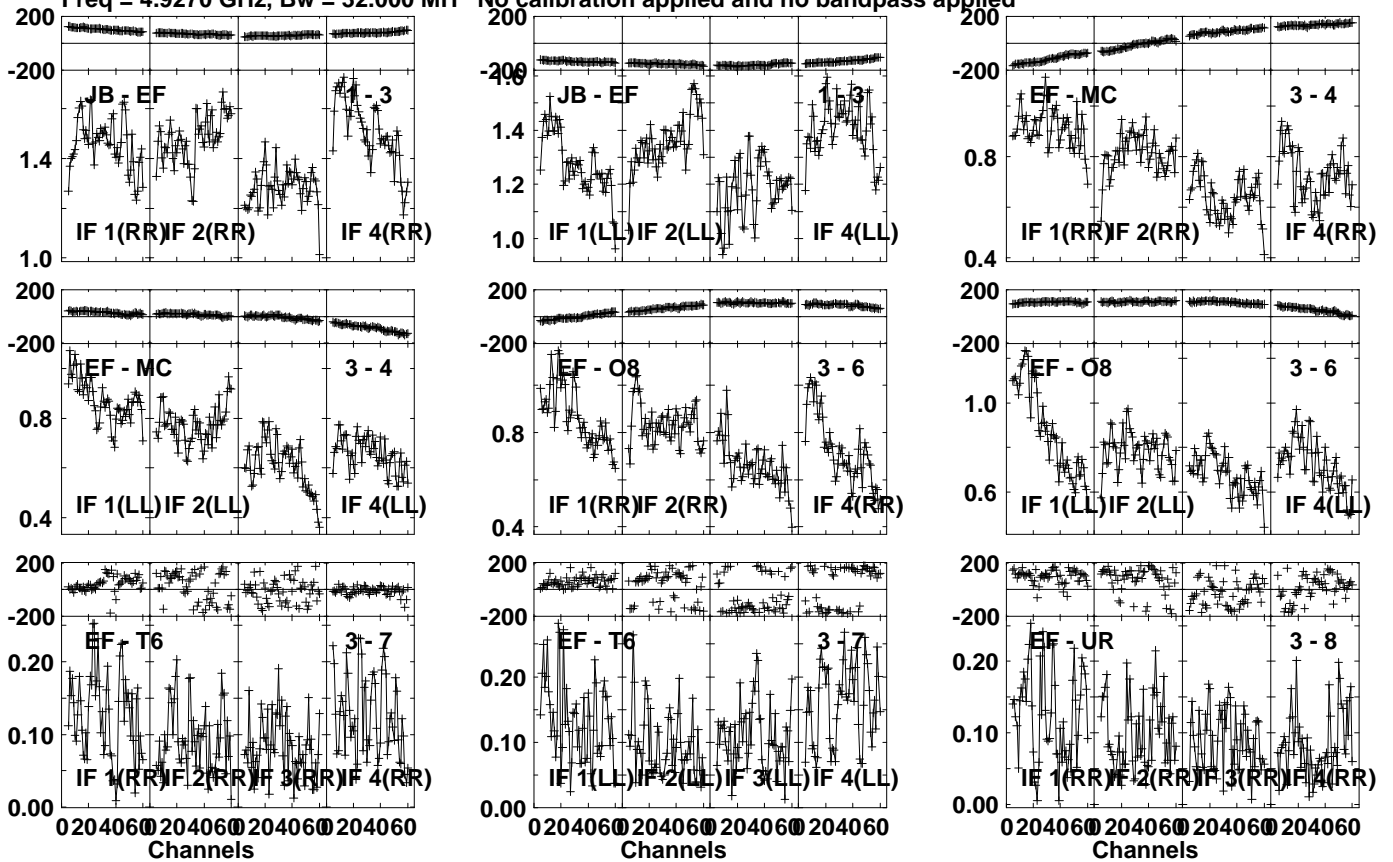
Timerange: 00/12:36:01 to 00/12:37:29

Plot file version 252 created 13-MAR-2023 13:41:44

0350+177 ET048B.UVDATA.1

Freq = 4.9270 GHz, Bw = 32.000 MH

No calibration applied and no bandpass applied



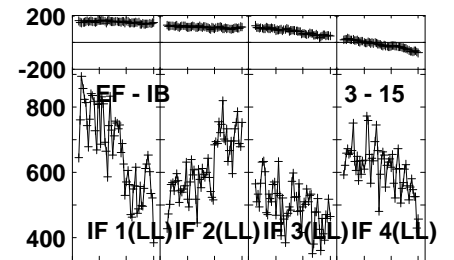
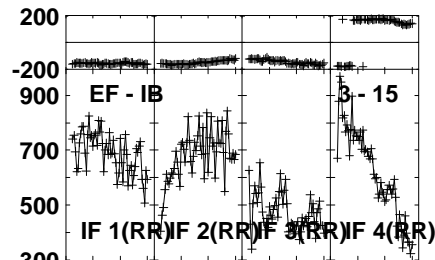
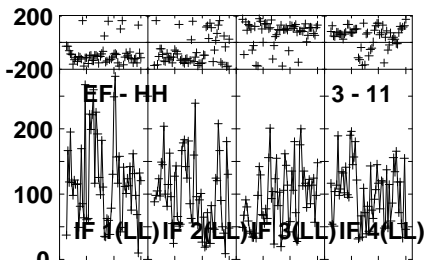
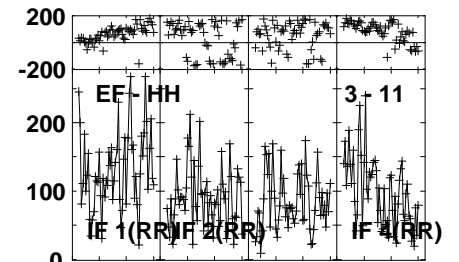
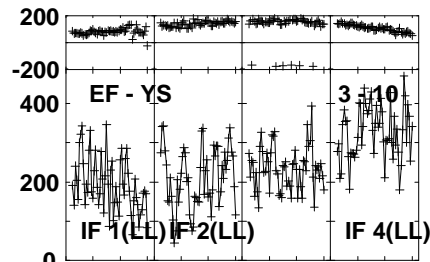
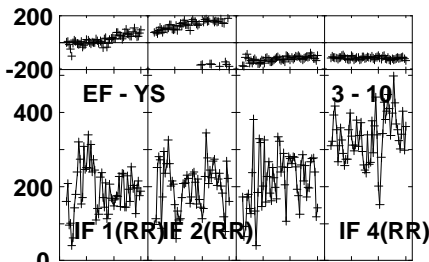
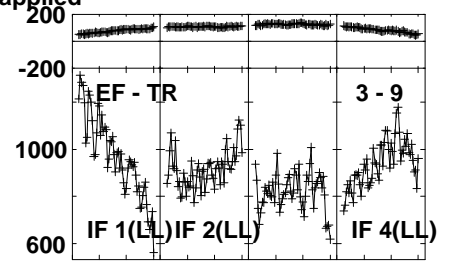
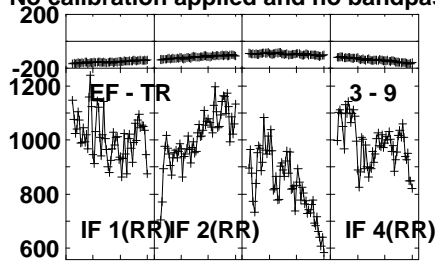
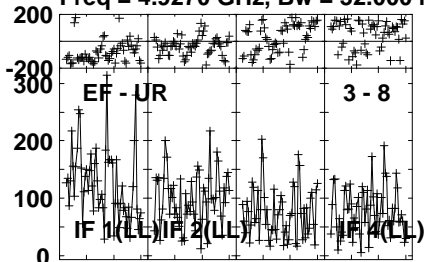
Lower frame: Milli Ampl Jy Top frame: Phas deg
Vector averaged cross-power spectrum Several baselines displayed
Timerange: 00/12:37:31 to 00/12:40:59

Plot file version 253 created 13-MAR-2023 13:41:44

0350+177 ET048B.UVDATA.1

Freq = 4.9270 GHz, Bw = 32.000 MH

No calibration applied and no bandpass applied



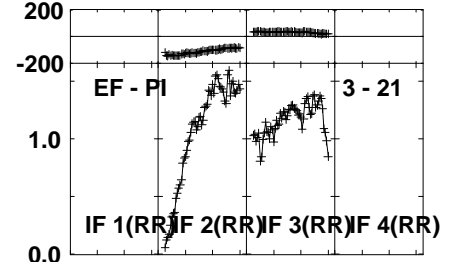
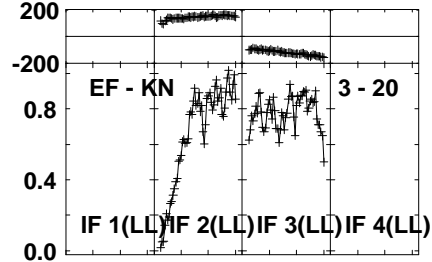
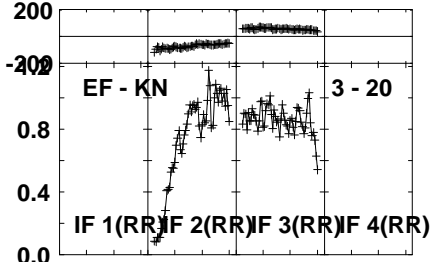
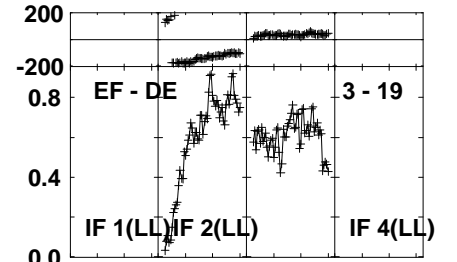
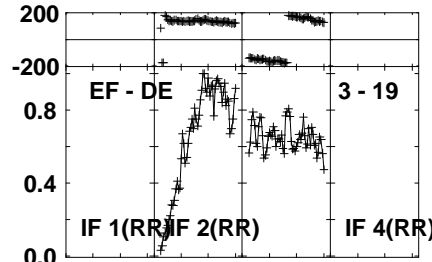
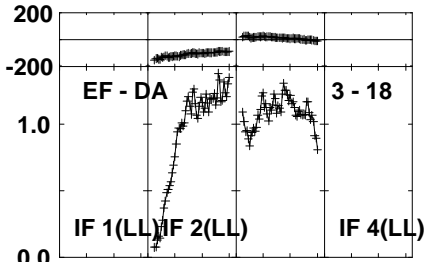
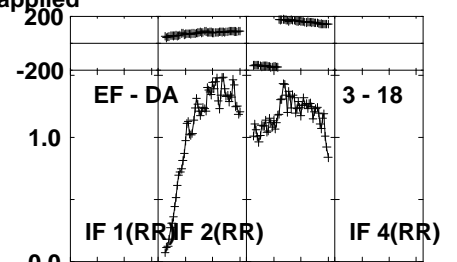
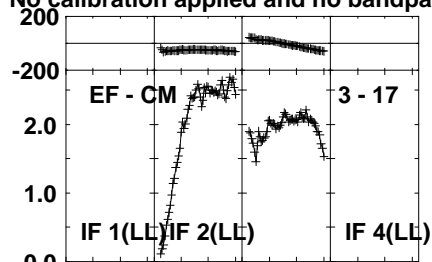
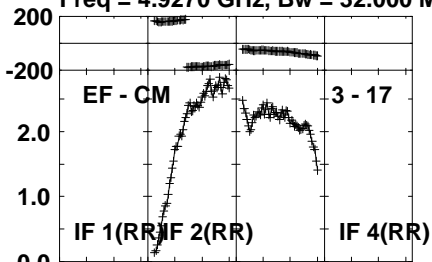
Lower frame: Micro Ampl Jy Top frame: Phas deg
Vector averaged cross-power spectrum Several baselines displayed
Timerange: 00:12:37:31 to 00:12:40:59

Plot file version 254 created 13-MAR-2023 13:41:44

0350+177 ET048B.UVDATA.1

Freq = 4.9270 GHz, Bw = 32.000 MH

No calibration applied and no bandpass applied

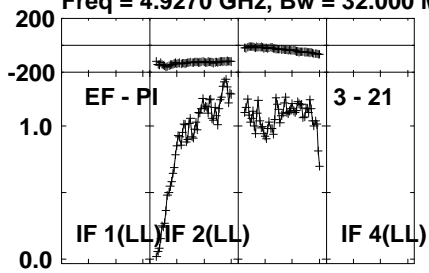


Lower frame: Milli Ampl Jy Top frame: Phas deg
Vector averaged cross-power spectrum Several baselines displayed
Timerange: 00:12:37:31 to 00:12:40:59

Plot file version 255 created 13-MAR-2023 13:41:44

0350+177 ET048B.UVDATA.1

Freq = 4.9270 GHz, Bw = 32.000 MH No calibration applied and no bandpass applied



Lower frame: Milli Ampl Jy Top frame: Phas deg

Vector averaged cross-power spectrum Several baselines displayed

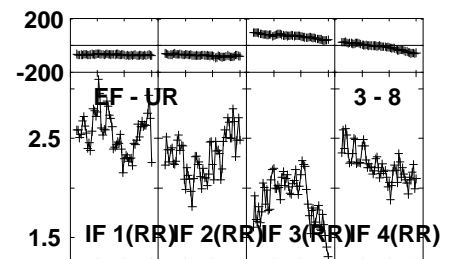
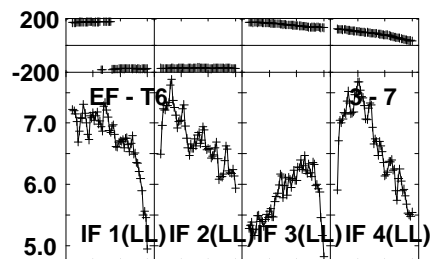
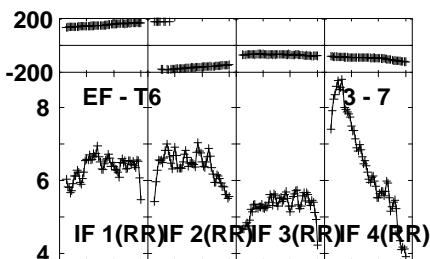
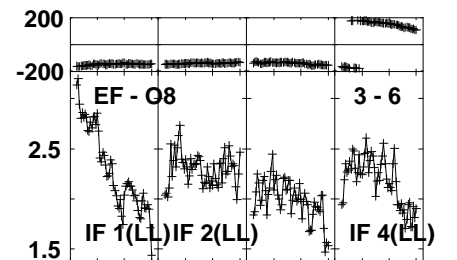
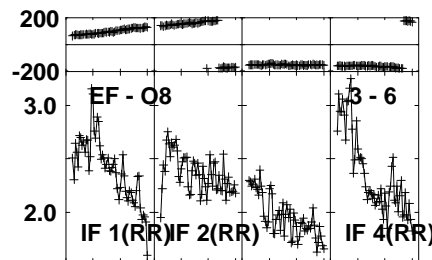
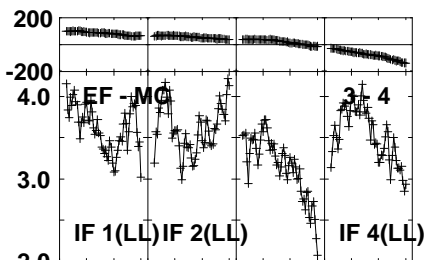
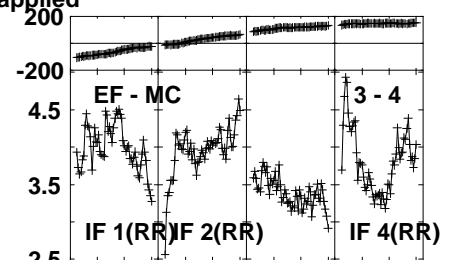
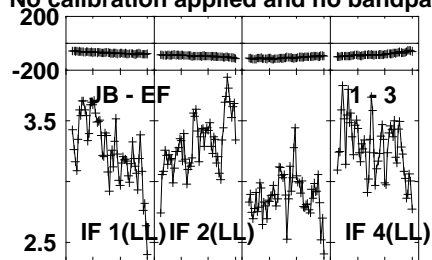
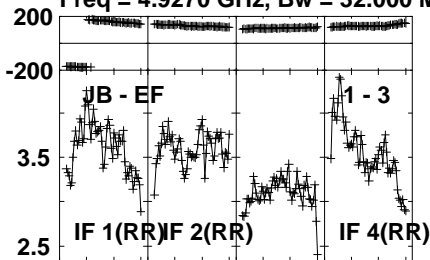
Timerange: 00/12:37:31 to 00/12:40:59

Plot file version 256 created 13-MAR-2023 13:41:44

J0344+1559 ET048B.UVDATA.1

Freq = 4.9270 GHz, Bw = 32.000 MH

No calibration applied and no bandpass applied



0204060 204060 204060 204060
Channels

0204060 204060 204060 204060
Channels

0204060 204060 204060 204060
Channels

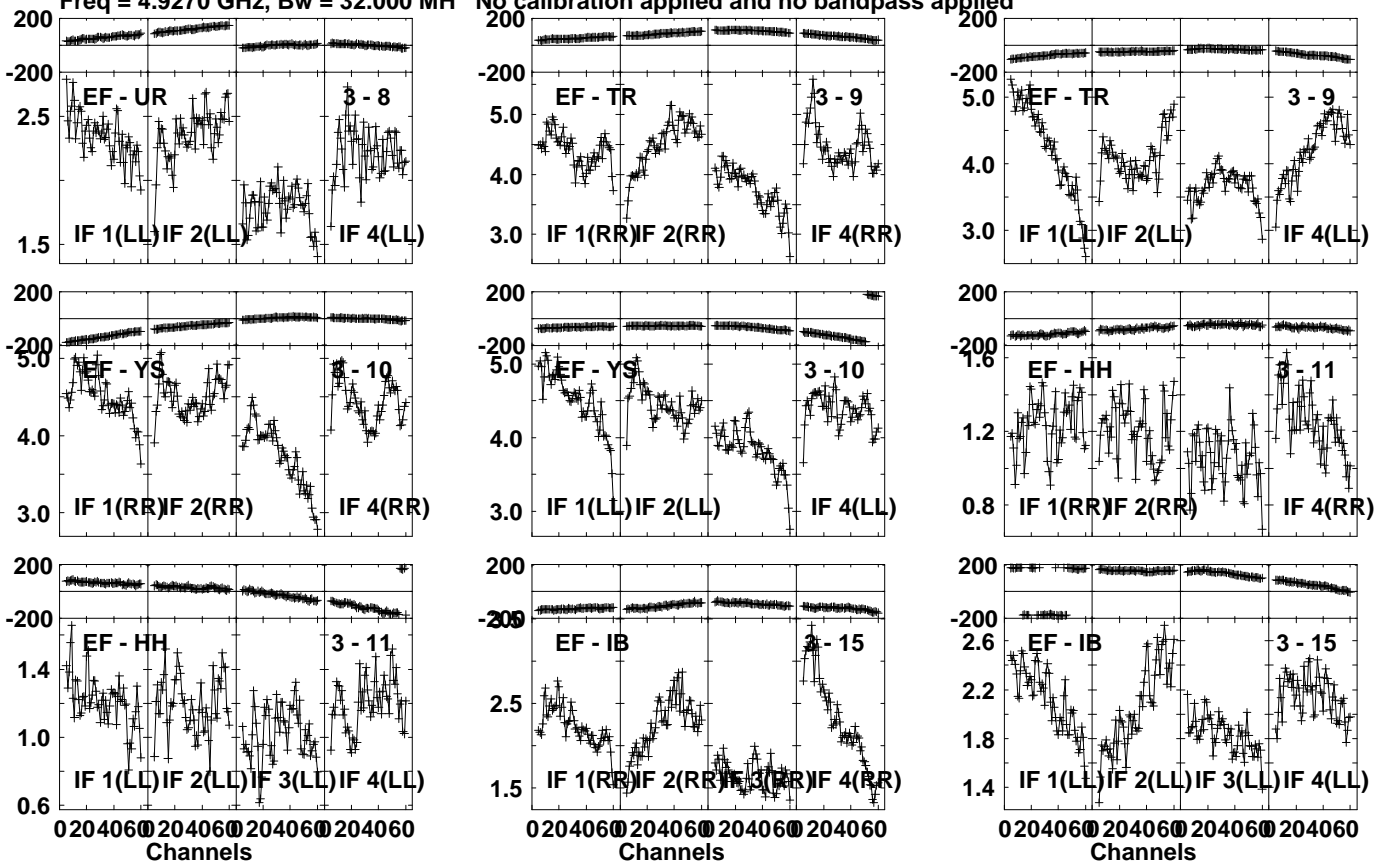
Lower frame: Milli Ampl Jy Top frame: Phas deg
Vector averaged cross-power spectrum Several baselines displayed
Timerange: 00/12:41:01 to 00/12:42:29

Plot file version 257 created 13-MAR-2023 13:41:45

J0344+1559 ET048B.UVDATA.1

Freq = 4.9270 GHz, Bw = 32.000 MH

No calibration applied and no bandpass applied



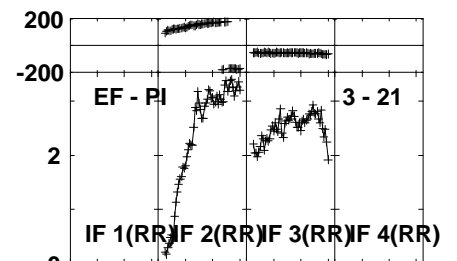
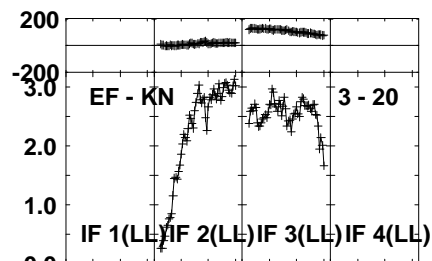
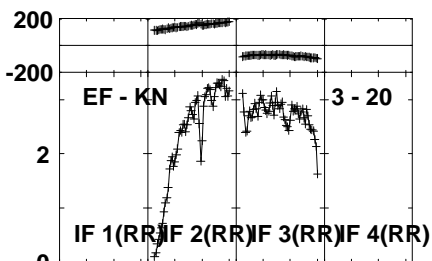
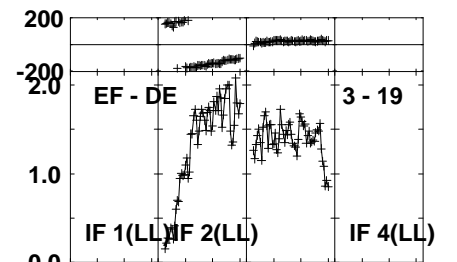
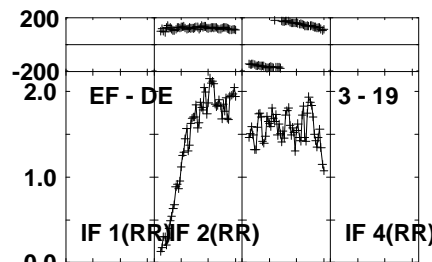
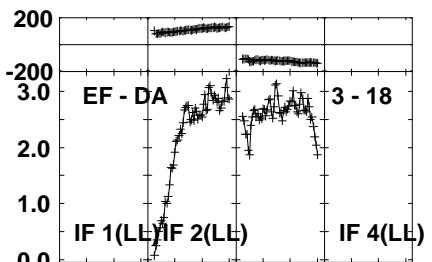
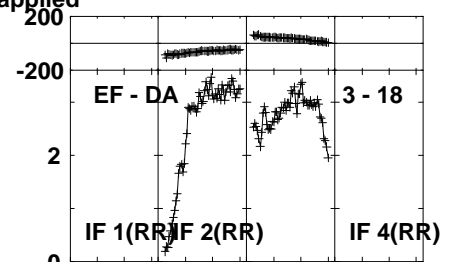
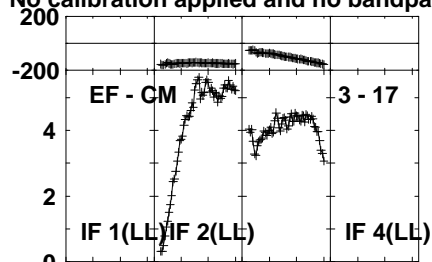
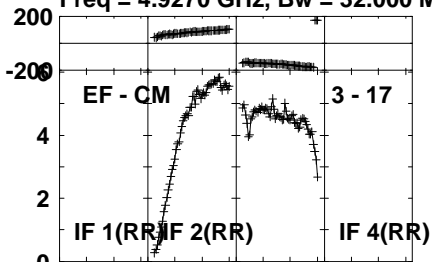
Lower frame: Milli Ampl Jy Top frame: Phas deg
Vector averaged cross-power spectrum Several baselines displayed
Timerange: 00:12:41:01 to 00:12:42:29

Plot file version 258 created 13-MAR-2023 13:41:45

J0344+1559 ET048B.UVDATA.1

Freq = 4.9270 GHz, Bw = 32.000 MH

No calibration applied and no bandpass applied



Lower frame: Milli Ampl Jy Top frame: Phas deg

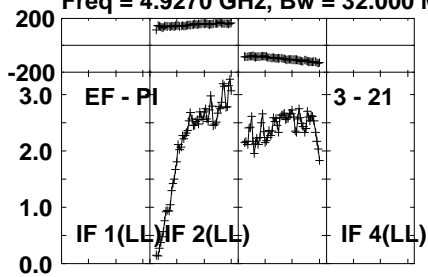
Vector averaged cross-power spectrum Several baselines displayed

Timerange: 00/12:41:01 to 00/12:42:29

Plot file version 259 created 13-MAR-2023 13:41:45

J0344+1559 ET048B.UVDATA.1

Freq = 4.9270 GHz, Bw = 32.000 MH No calibration applied and no bandpass applied



Lower frame: Milli Ampl Jy Top frame: Phas deg

Vector averaged cross-power spectrum Several baselines displayed

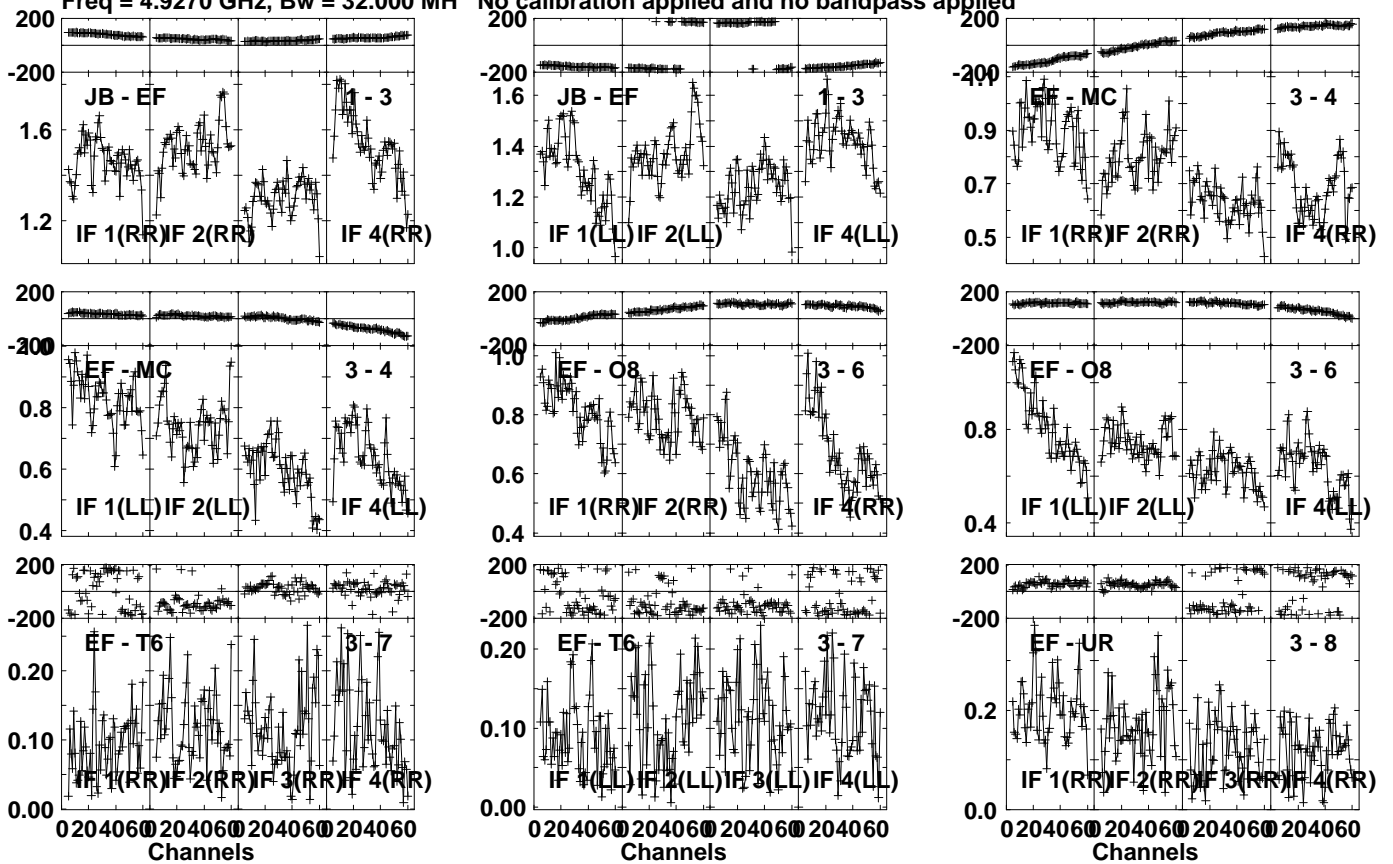
Timerange: 00/12:41:01 to 00/12:42:29

Plot file version 260 created 13-MAR-2023 13:41:45

0350+177 ET048B.UVDATA.1

Freq = 4.9270 GHz, Bw = 32.000 MH

No calibration applied and no bandpass applied



Lower frame: Milli Ampl Jy Top frame: Phas deg

Vector averaged cross-power spectrum Several baselines displayed

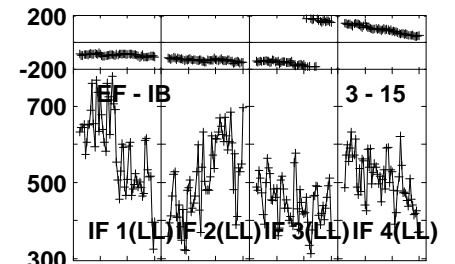
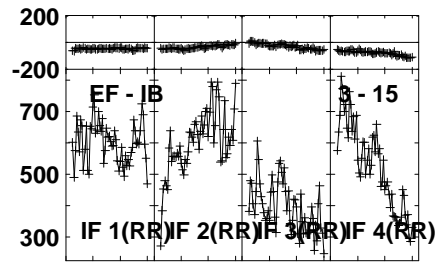
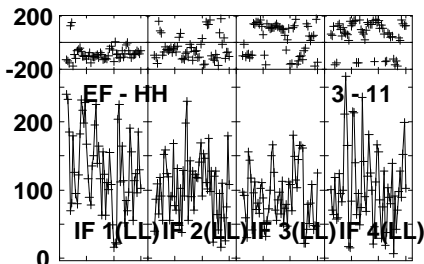
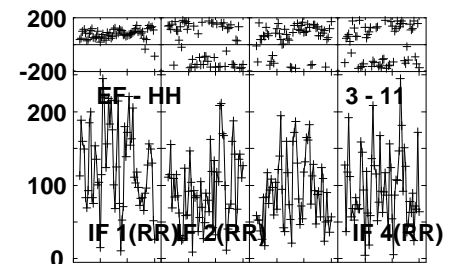
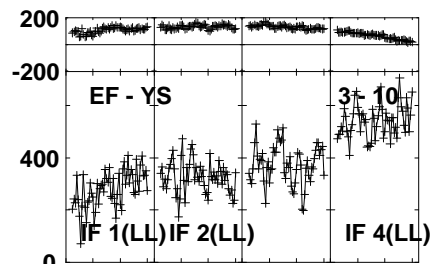
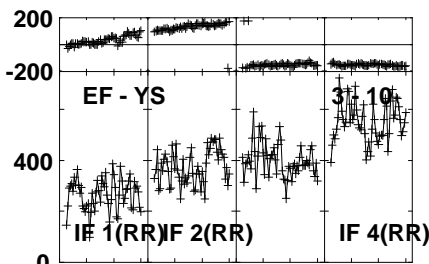
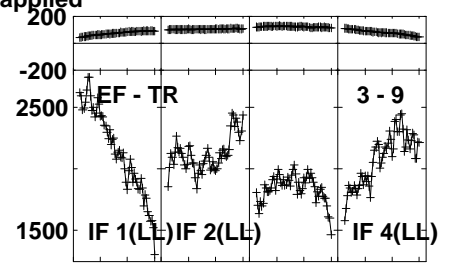
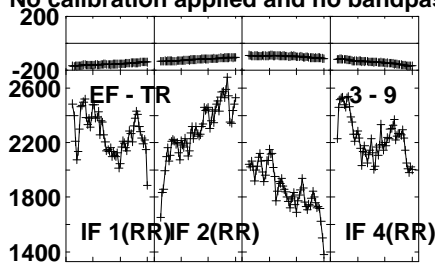
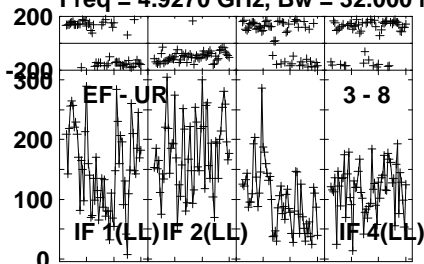
Timerange: 00:12:42:31 to 00:12:45:59

Plot file version 261 created 13-MAR-2023 13:41:45

0350+177 ET048B.UVDATA.1

Freq = 4.9270 GHz, Bw = 32.000 MH

No calibration applied and no bandpass applied



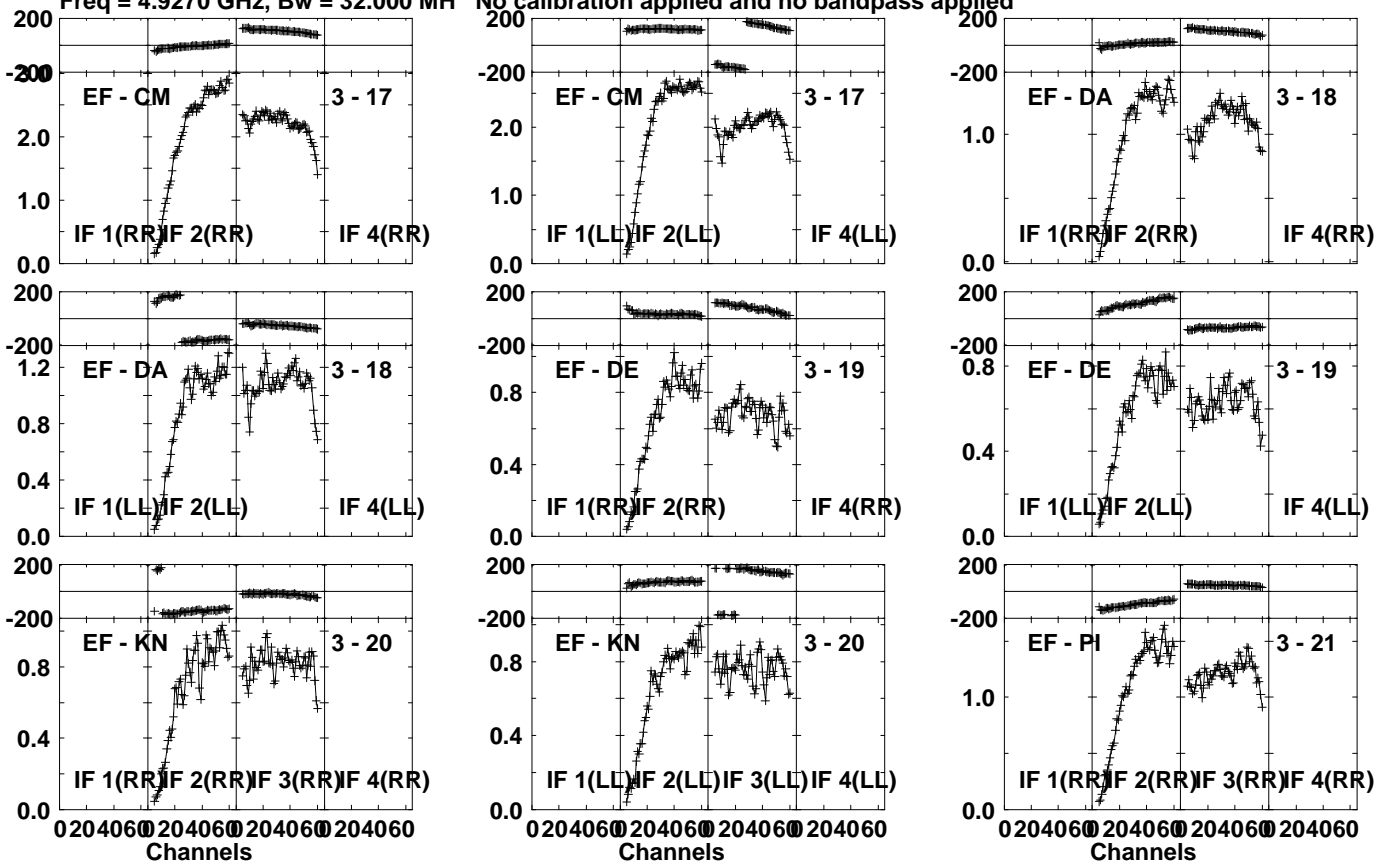
Lower frame: Micro Ampl Jy Top frame: Phas deg
Vector averaged cross-power spectrum Several baselines displayed
Timerange: 00:12:42:31 to 00:12:45:59

Plot file version 262 created 13-MAR-2023 13:41:45

0350+177 ET048B.UVDATA.1

Freq = 4.9270 GHz, Bw = 32.000 MH

No calibration applied and no bandpass applied



Lower frame: Milli Ampl Jy Top frame: Phas deg

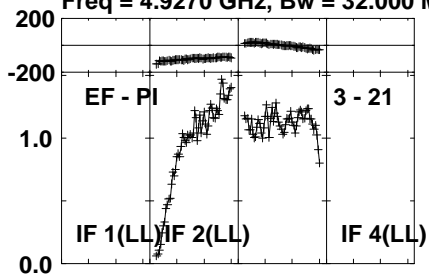
Vector averaged cross-power spectrum Several baselines displayed

Timerange: 00/12:42:31 to 00/12:45:59

Plot file version 263 created 13-MAR-2023 13:41:45

0350+177 ET048B.UVDATA.1

Freq = 4.9270 GHz, Bw = 32.000 MH No calibration applied and no bandpass applied



Lower frame: Milli Ampl Jy Top frame: Phas deg

Vector averaged cross-power spectrum Several baselines displayed

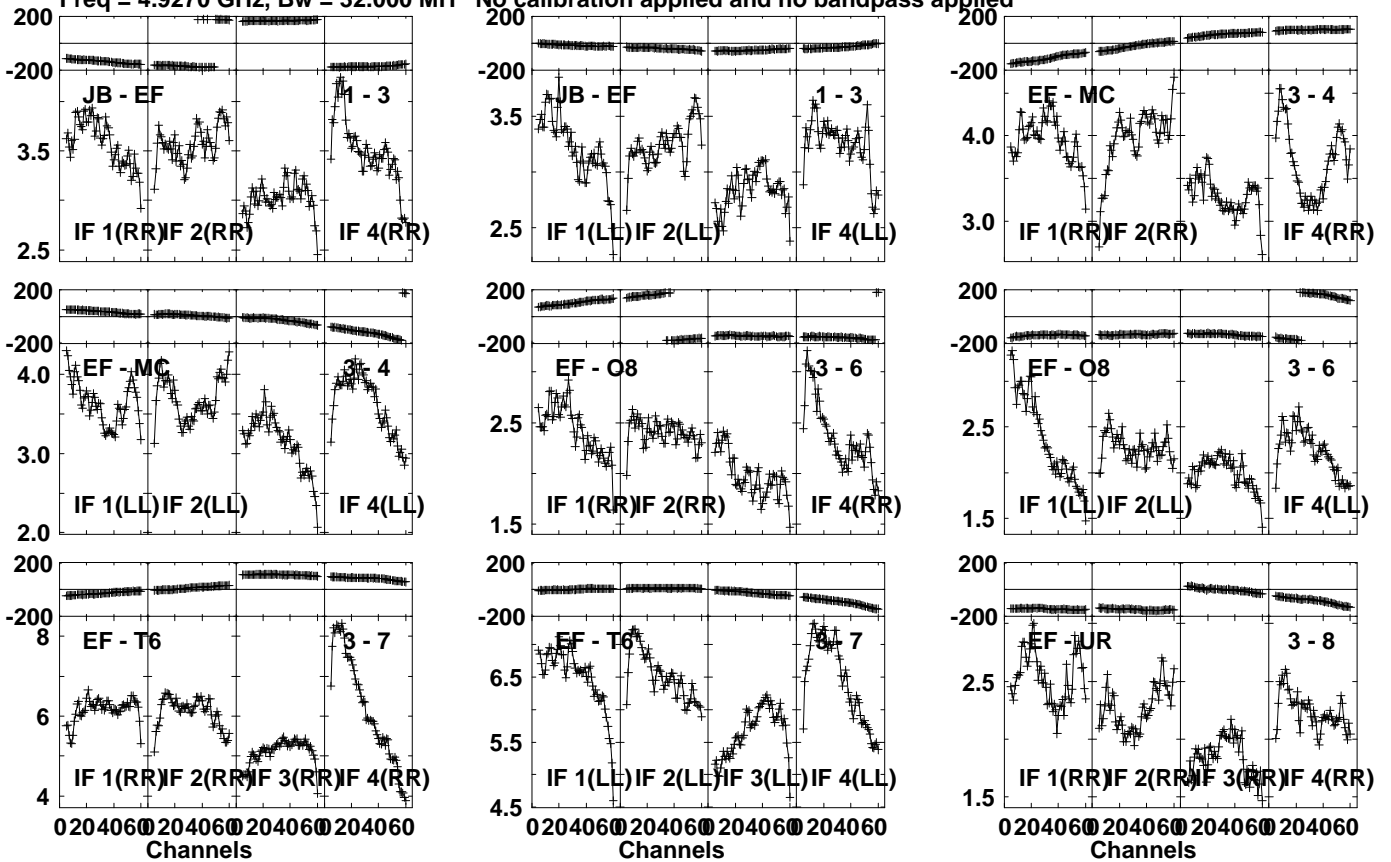
Timerange: 00/12:42:31 to 00/12:45:59

Plot file version 264 created 13-MAR-2023 13:41:45

J0344+1559 ET048B.UVDATA.1

Freq = 4.9270 GHz, Bw = 32.000 MH

No calibration applied and no bandpass applied



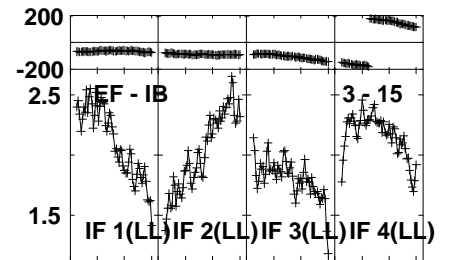
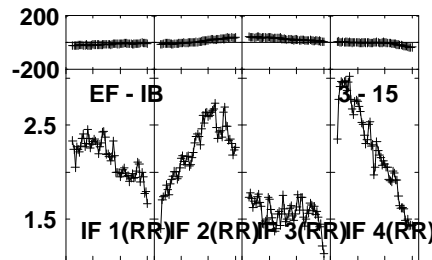
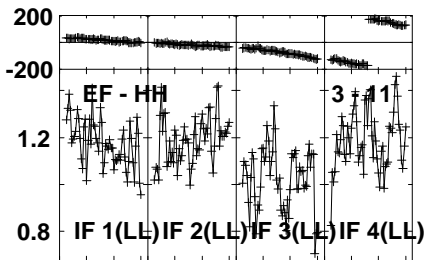
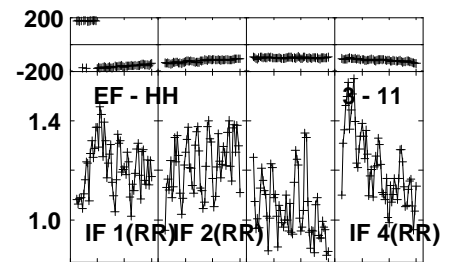
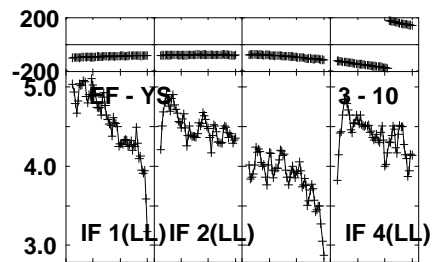
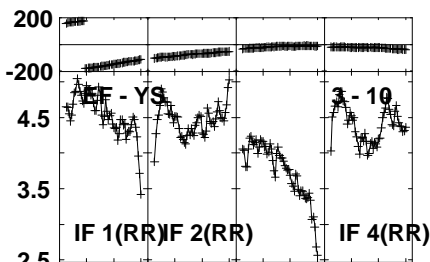
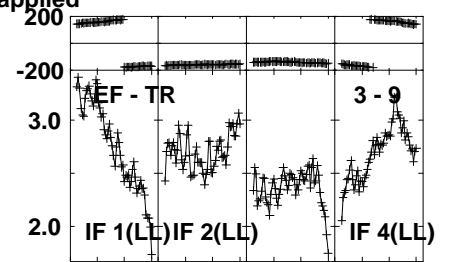
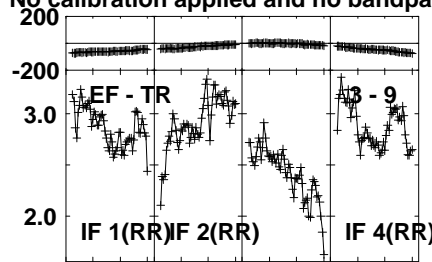
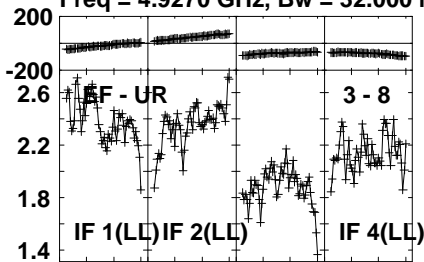
Lower frame: Milli Ampl Jy Top frame: Phas deg
 Vector averaged cross-power spectrum Several baselines displayed
 Timerange: 00/12:46:41 to 00/12:48:09

Plot file version 265 created 13-MAR-2023 13:41:46

J0344+1559 ET048B.UVDATA.1

Freq = 4.9270 GHz, Bw = 32.000 MH

No calibration applied and no bandpass applied



020406@20406@20406@20406@
Channels

020406@20406@20406@20406@
Channels

020406@20406@20406@20406@
Channels

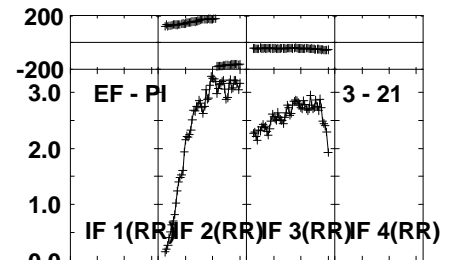
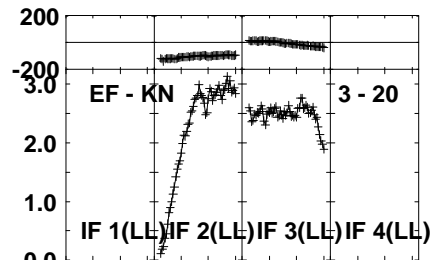
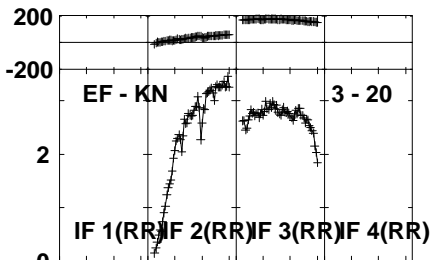
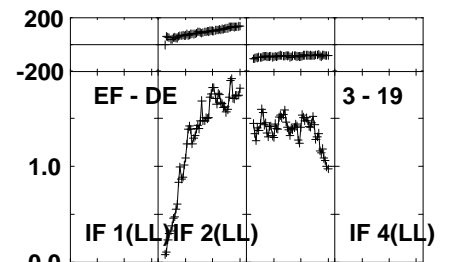
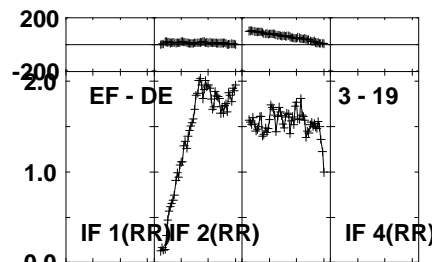
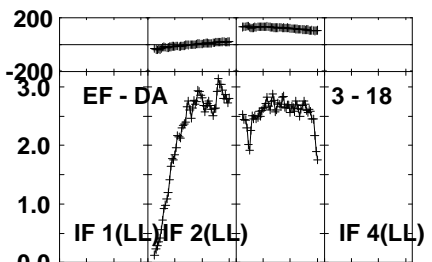
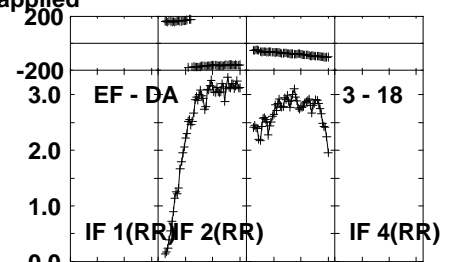
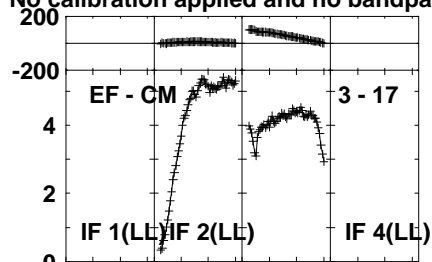
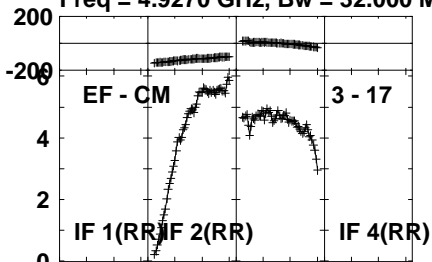
Lower frame: Milli Ampl Jy Top frame: Phas deg
Vector averaged cross-power spectrum Several baselines displayed
Timerange: 00/12:46:41 to 00/12:48:09

Plot file version 266 created 13-MAR-2023 13:41:46

J0344+1559 ET048B.UVDATA.1

Freq = 4.9270 GHz, Bw = 32.000 MH

No calibration applied and no bandpass applied



Lower frame: Milli Ampl Jy Top frame: Phas deg

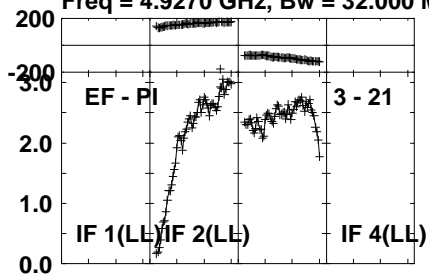
Vector averaged cross-power spectrum Several baselines displayed

Timerange: 00/12:46:41 to 00/12:48:09

Plot file version 267 created 13-MAR-2023 13:41:46

J0344+1559 ET048B.UVDATA.1

Freq = 4.9270 GHz, Bw = 32.000 MH No calibration applied and no bandpass applied



Lower frame: Milli Ampl Jy Top frame: Phas deg

Vector averaged cross-power spectrum Several baselines displayed

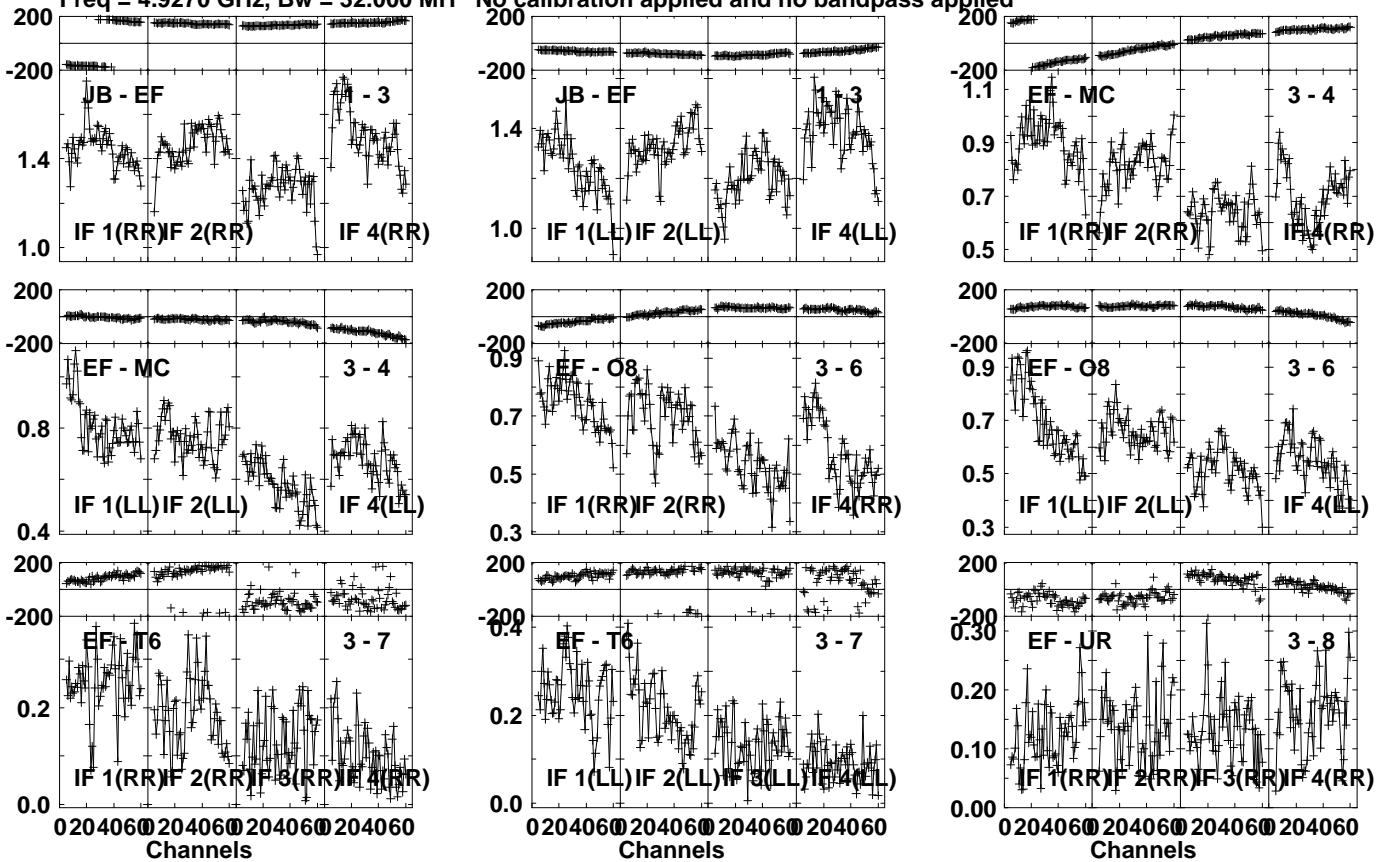
Timerange: 00/12:46:41 to 00/12:48:09

Plot file version 268 created 13-MAR-2023 13:41:46

0350+177 ET048B.UVDATA.1

Freq = 4.9270 GHz, Bw = 32.000 MH

No calibration applied and no bandpass applied



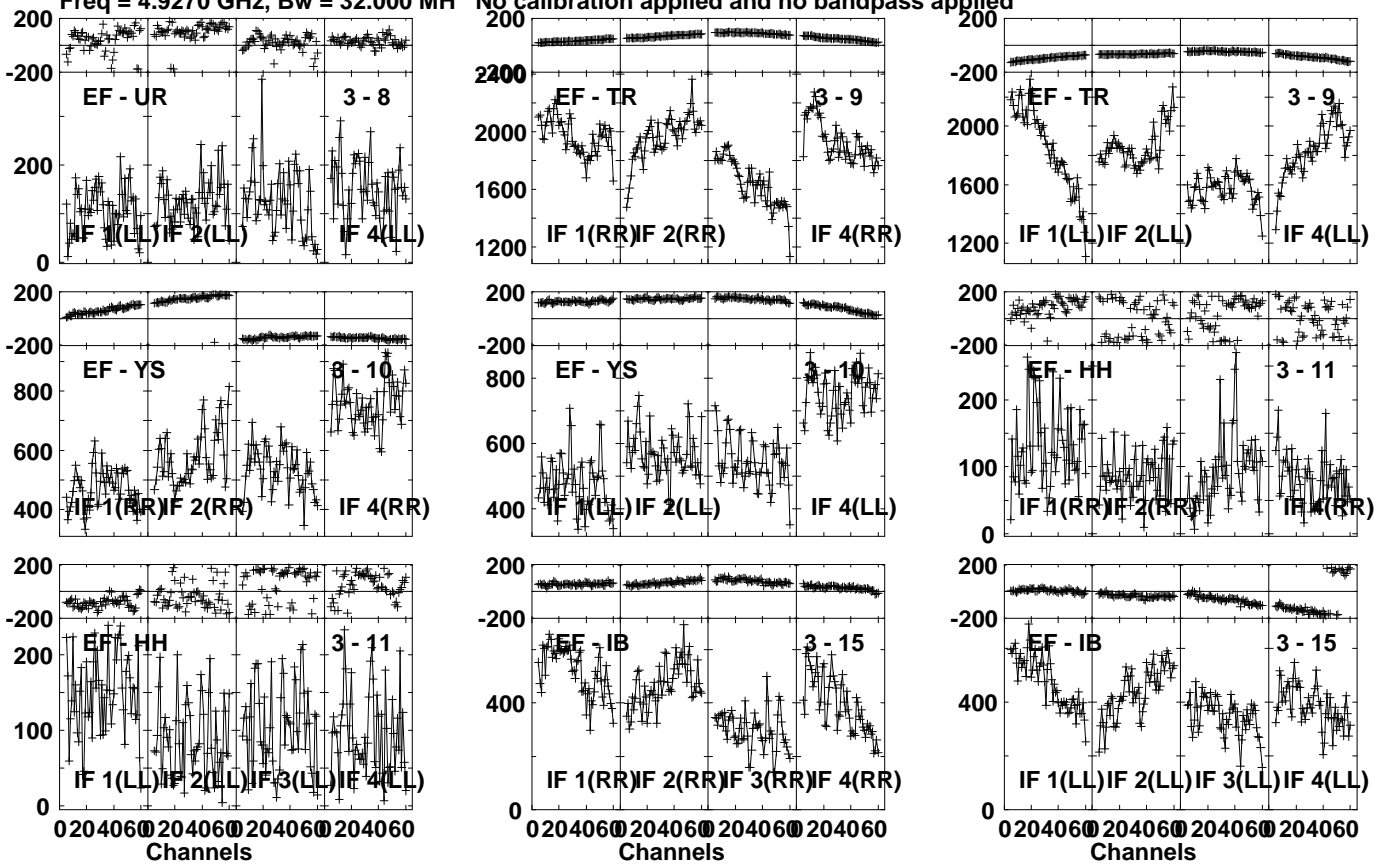
Lower frame: Milli Ampl Jy Top frame: Phas deg
Vector averaged cross-power spectrum Several baselines displayed
Timerange: 00/12:48:11 to 00/12:51:39

Plot file version 269 created 13-MAR-2023 13:41:46

0350+177 ET048B.UVDATA.1

Freq = 4.9270 GHz, Bw = 32.000 MH

No calibration applied and no bandpass applied



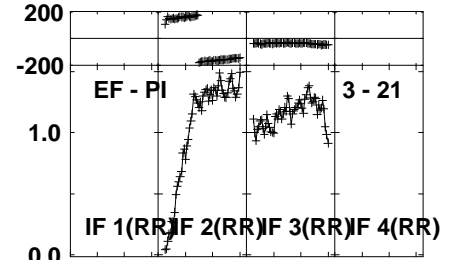
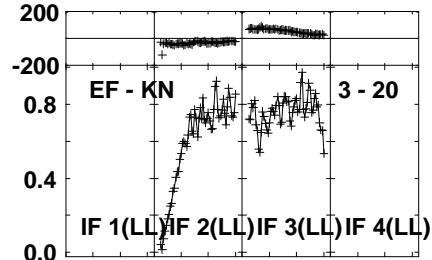
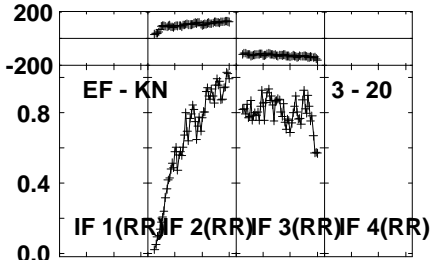
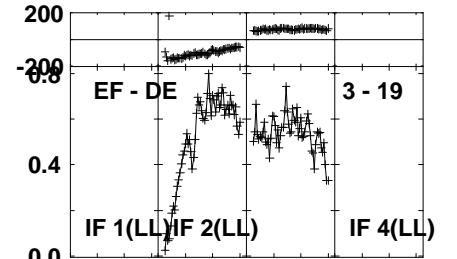
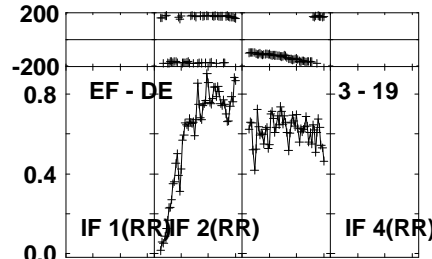
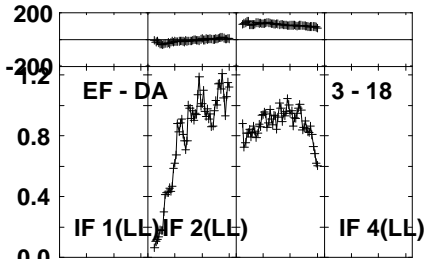
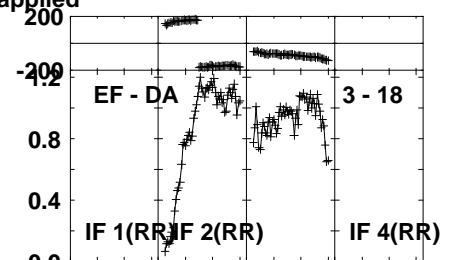
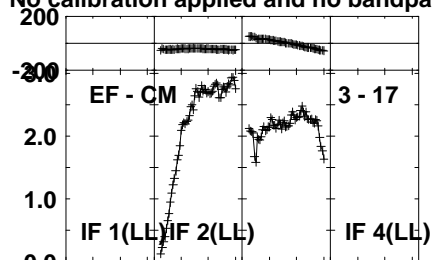
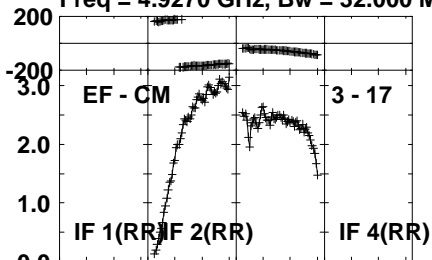
Lower frame: Micro Ampl Jy Top frame: Phas deg
Vector averaged cross-power spectrum Several baselines displayed
Timerange: 00/12:48:11 to 00/12:51:39

Plot file version 270 created 13-MAR-2023 13:41:46

0350+177 ET048B.UVDATA.1

Freq = 4.9270 GHz, Bw = 32.000 MH

No calibration applied and no bandpass applied

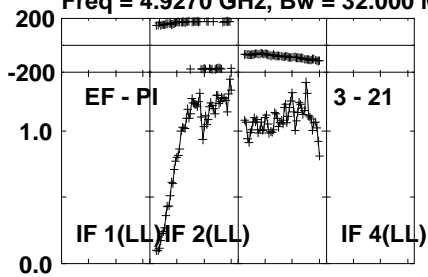


Lower frame: Milli Ampl Jy Top frame: Phas deg
Vector averaged cross-power spectrum Several baselines displayed
Timerange: 00/12:48:11 to 00/12:51:39

Plot file version 271 created 13-MAR-2023 13:41:46

0350+177 ET048B.UVDATA.1

Freq = 4.9270 GHz, Bw = 32.000 MH No calibration applied and no bandpass applied



Lower frame: Milli Ampl Jy Top frame: Phas deg

Vector averaged cross-power spectrum Several baselines displayed

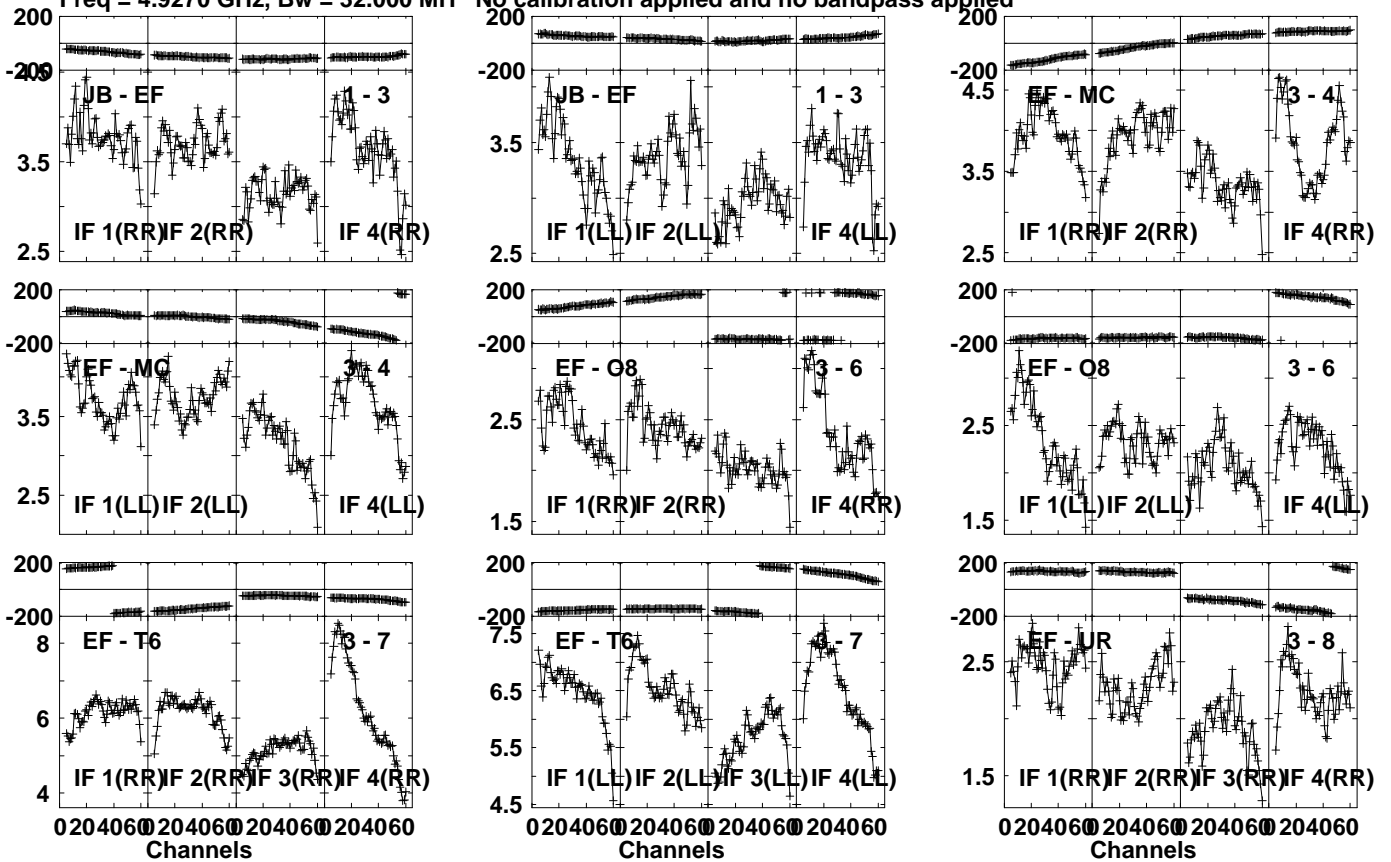
Timerange: 00/12:48:11 to 00/12:51:39

Plot file version 272 created 13-MAR-2023 13:41:46

J0344+1559 ET048B.UVDATA.1

Freq = 4.9270 GHz, Bw = 32.000 MH

No calibration applied and no bandpass applied

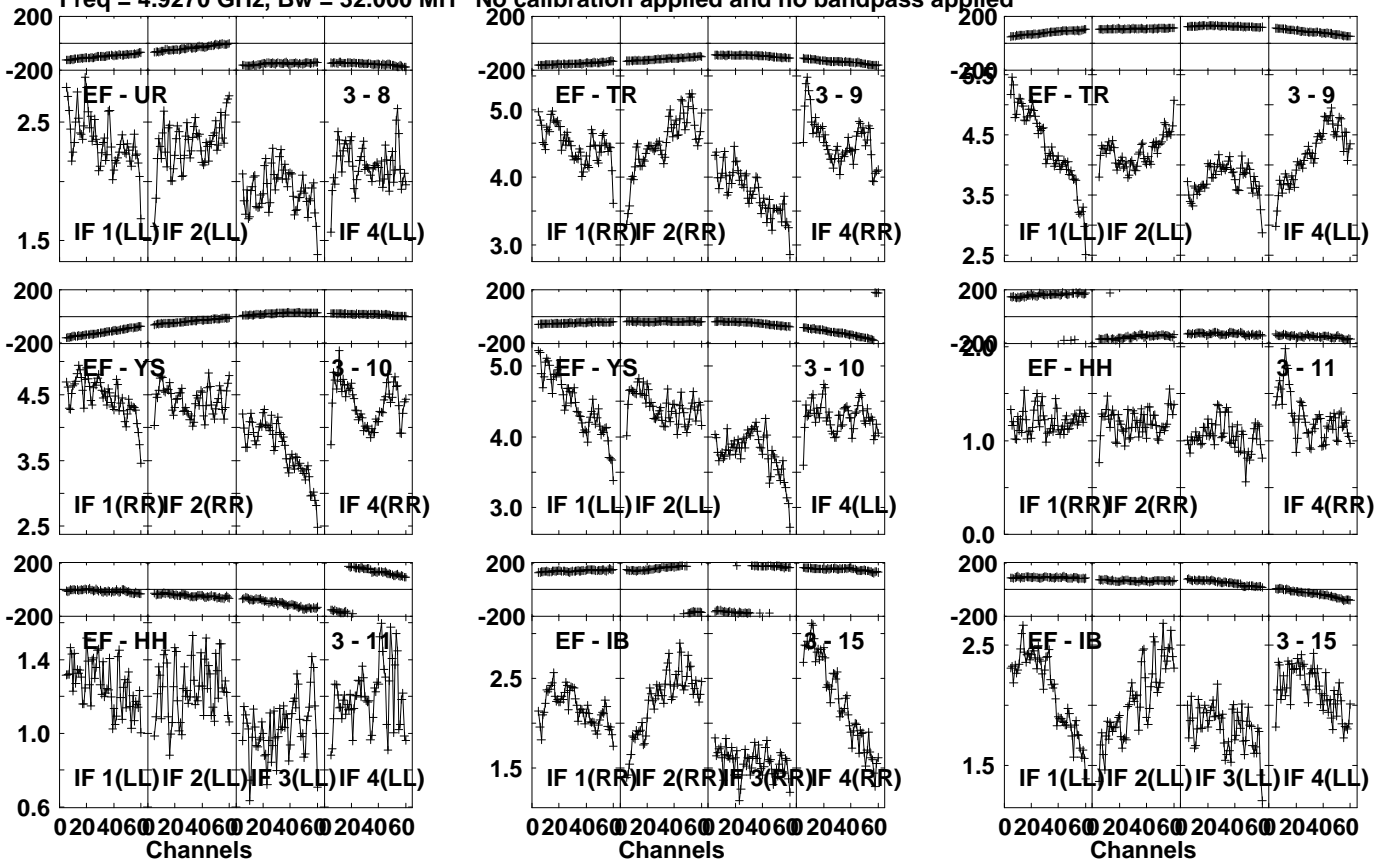


Lower frame: Milli Ampl Jy Top frame: Phas deg
Vector averaged cross-power spectrum Several baselines displayed
Timerange: 00/12:51:41 to 00/12:53:09

Plot file version 273 created 13-MAR-2023 13:41:47

J0344+1559 ET048B.UVDATA.1

Freq = 4.9270 GHz, Bw = 32.000 MH No calibration applied and no bandpass applied



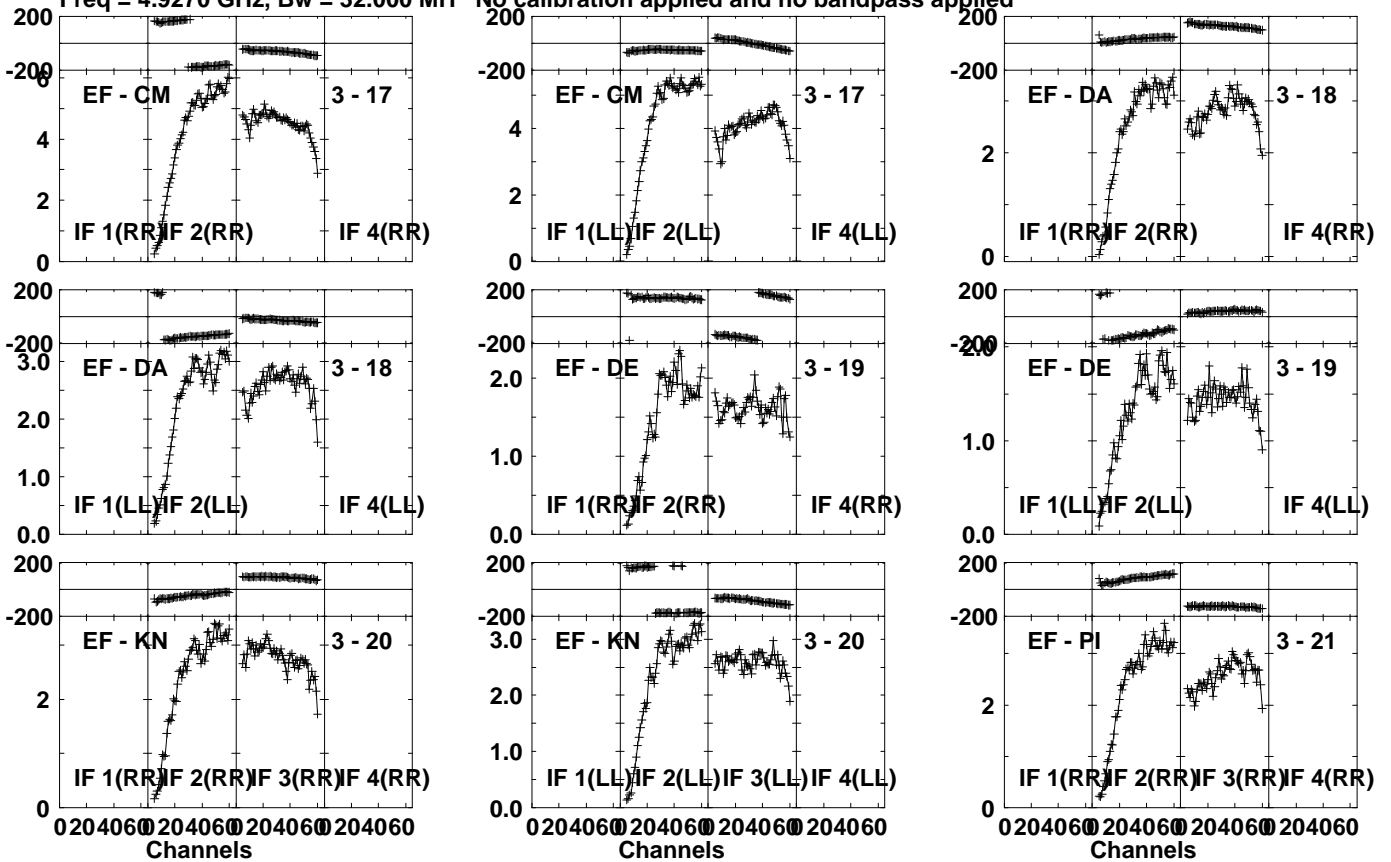
Lower frame: Milli Ampl Jy Top frame: Phas deg
Vector averaged cross-power spectrum Several baselines displayed
Timerange: 00/12:51:41 to 00/12:53:09

Plot file version 274 created 13-MAR-2023 13:41:47

J0344+1559 ET048B.UVDATA.1

Freq = 4.9270 GHz, Bw = 32.000 MH

No calibration applied and no bandpass applied



Lower frame: Milli Ampl Jy Top frame: Phas deg

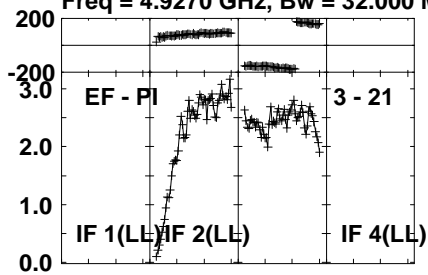
Vector averaged cross-power spectrum Several baselines displayed

Timerange: 00/12:51:41 to 00/12:53:09

Plot file version 275 created 13-MAR-2023 13:41:47

J0344+1559 ET048B.UVDATA.1

Freq = 4.9270 GHz, Bw = 32.000 MH No calibration applied and no bandpass applied



Lower frame: Milli Ampl Jy Top frame: Phas deg

Vector averaged cross-power spectrum Several baselines displayed

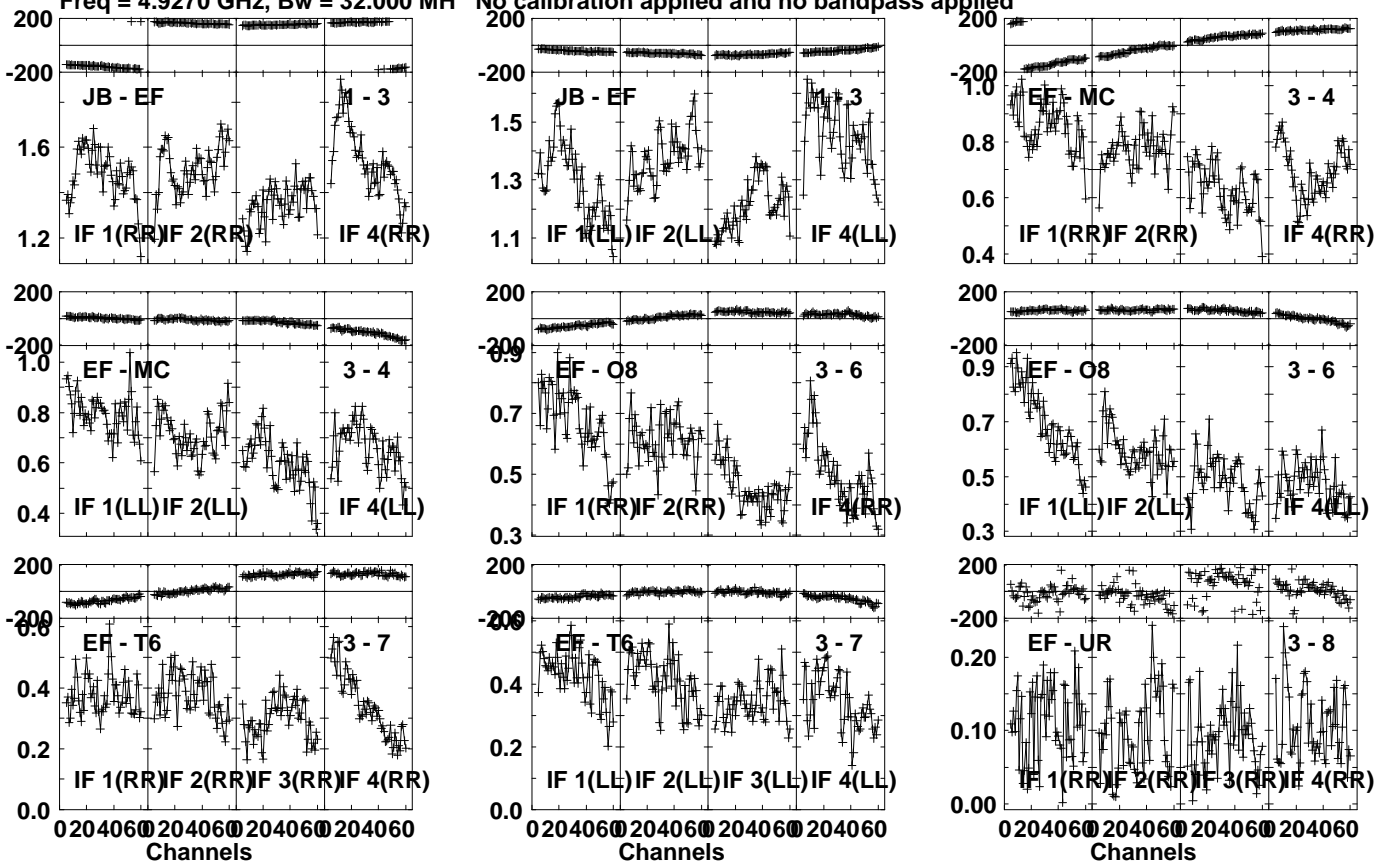
Timerange: 00/12:51:41 to 00/12:53:09

Plot file version 276 created 13-MAR-2023 13:41:47

0350+177 ET048B.UVDATA.1

Freq = 4.9270 GHz, Bw = 32.000 MH

No calibration applied and no bandpass applied



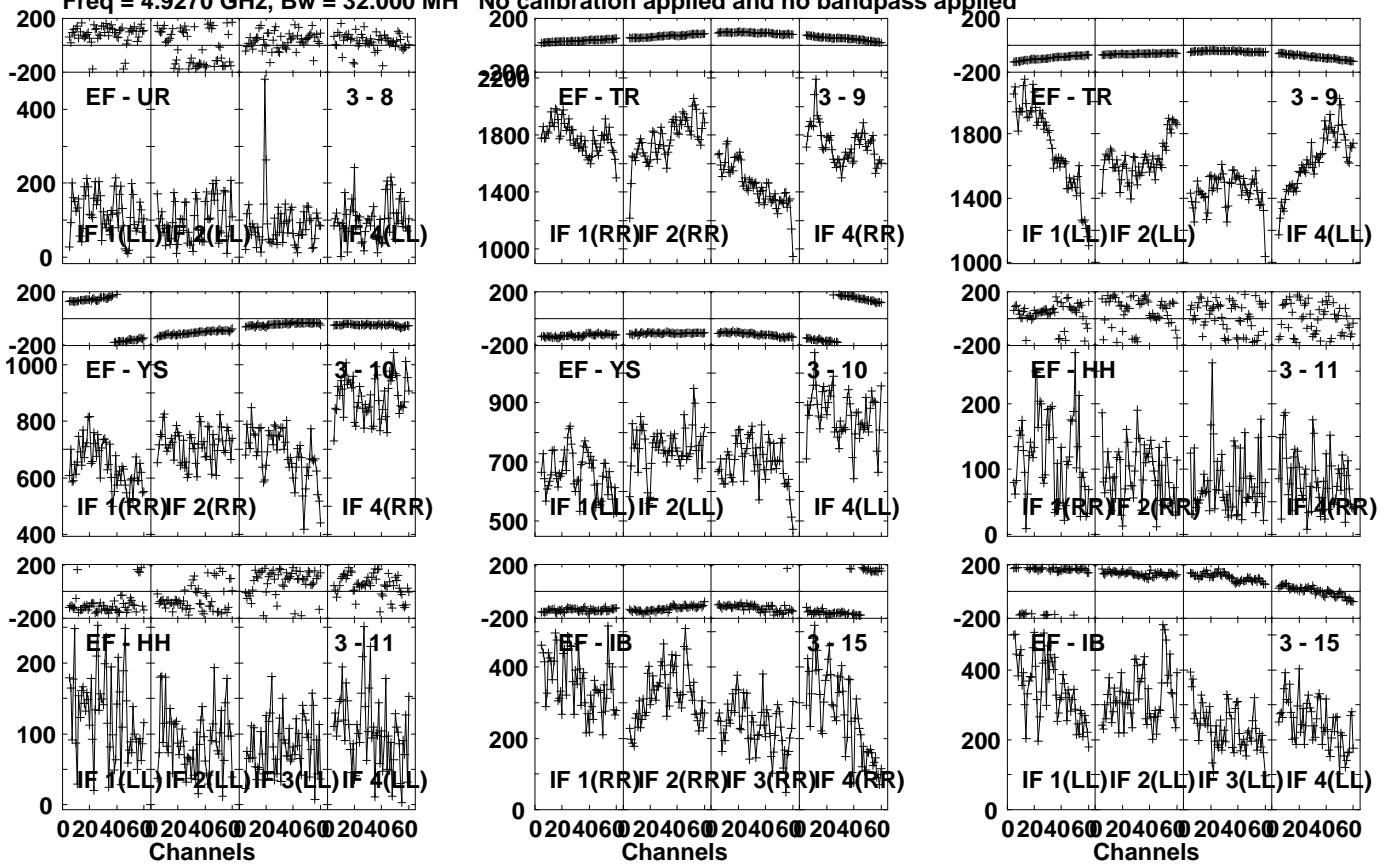
Lower frame: Milli Ampl Jy Top frame: Phas deg
Vector averaged cross-power spectrum Several baselines displayed
Timerange: 00/12:53:11 to 00/12:56:39

Plot file version 277 created 13-MAR-2023 13:41:47

0350+177 ET048B.UVDATA.1

Freq = 4.9270 GHz, Bw = 32.000 MH

No calibration applied and no bandpass applied



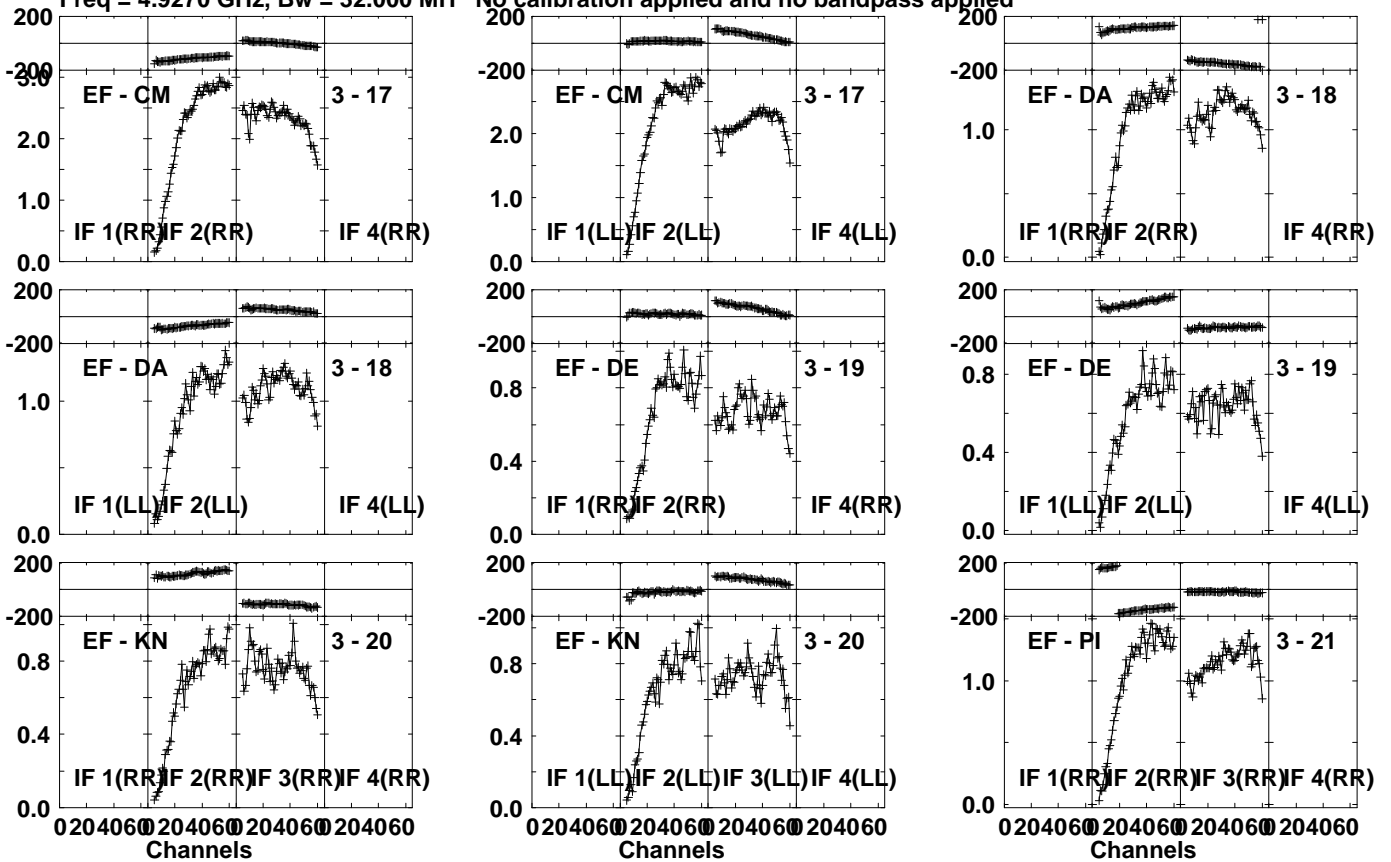
Lower frame: Micro Ampl Jy Top frame: Phas deg
Vector averaged cross-power spectrum Several baselines displayed
Timerange: 00/12:53:11 to 00/12:56:39

Plot file version 278 created 13-MAR-2023 13:41:47

0350+177 ET048B.UVDATA.1

Freq = 4.9270 GHz, Bw = 32.000 MH

No calibration applied and no bandpass applied

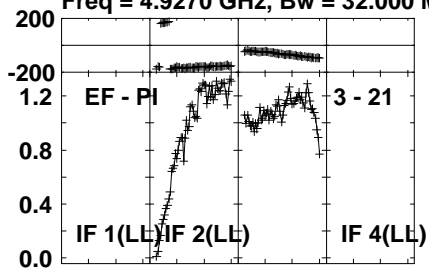


Lower frame: Milli Ampl Jy Top frame: Phas deg
Vector averaged cross-power spectrum Several baselines displayed
Timerange: 00:12:53:11 to 00:12:56:39

Plot file version 279 created 13-MAR-2023 13:41:48

0350+177 ET048B.UVDATA.1

Freq = 4.9270 GHz, Bw = 32.000 MH No calibration applied and no bandpass applied



Lower frame: Milli Ampl Jy Top frame: Phas deg

Vector averaged cross-power spectrum Several baselines displayed

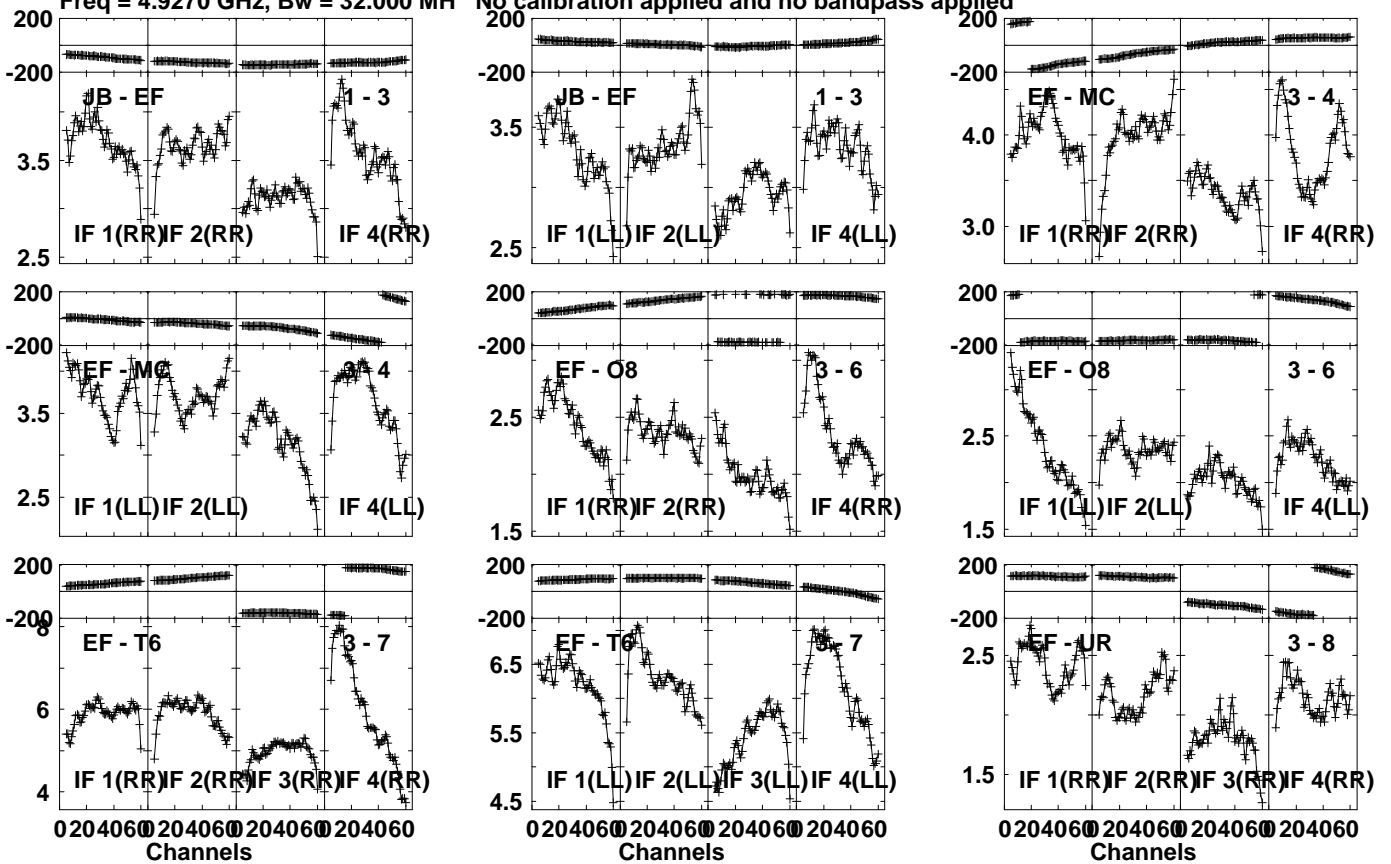
Timerange: 00/12:53:11 to 00/12:56:39

Plot file version 280 created 13-MAR-2023 13:41:48

J0344+1559 ET048B.UVDATA.1

Freq = 4.9270 GHz, Bw = 32.000 MH

No calibration applied and no bandpass applied



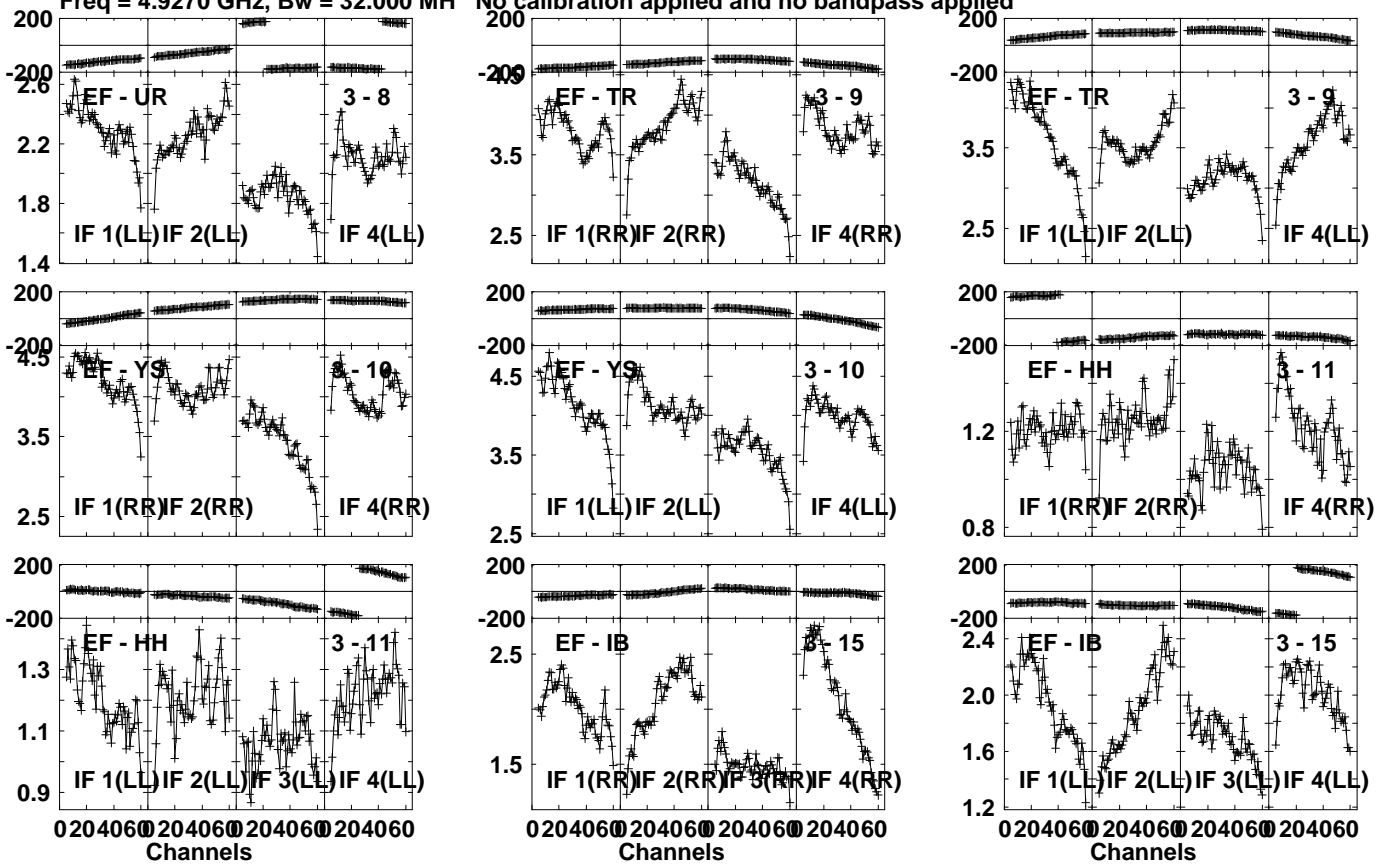
Lower frame: Milli Ampl Jy Top frame: Phas deg
Vector averaged cross-power spectrum Several baselines displayed
Timerange: 00/12:57:21 to 00/12:59:59

Plot file version 281 created 13-MAR-2023 13:41:48

J0344+1559 ET048B.UVDATA.1

Freq = 4.9270 GHz, Bw = 32.000 MH

No calibration applied and no bandpass applied



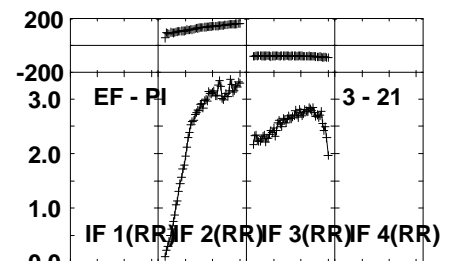
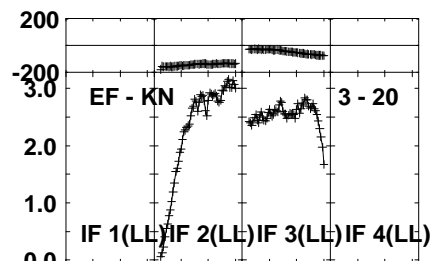
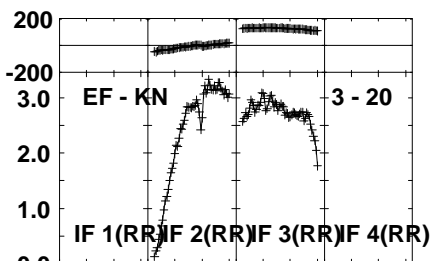
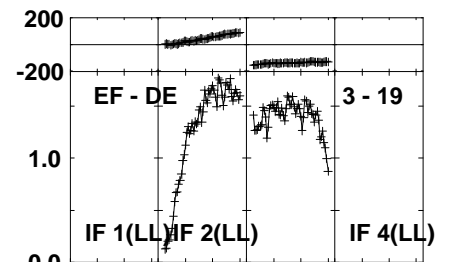
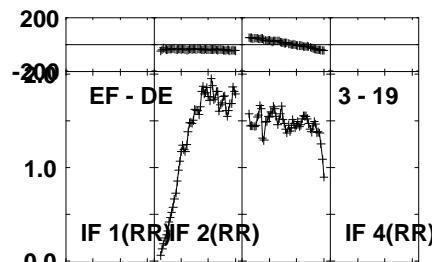
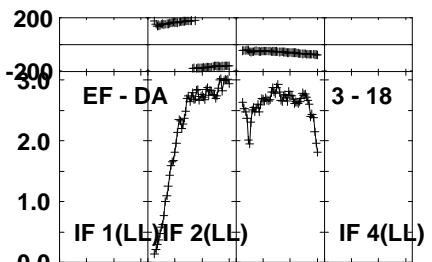
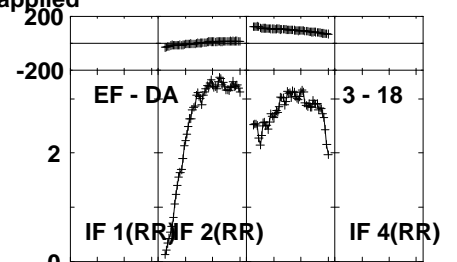
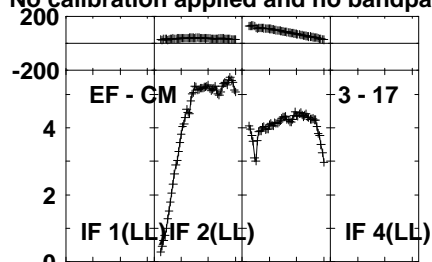
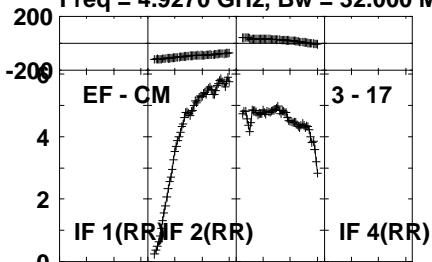
Lower frame: Milli Ampl Jy Top frame: Phas deg
Vector averaged cross-power spectrum Several baselines displayed
Timerange: 00/12:57:21 to 00/12:59:59

Plot file version 282 created 13-MAR-2023 13:41:48

J0344+1559 ET048B.UVDATA.1

Freq = 4.9270 GHz, Bw = 32.000 MH

No calibration applied and no bandpass applied

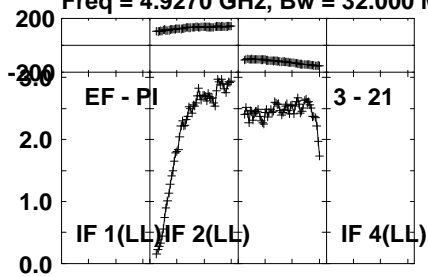


Lower frame: Milli Ampl Jy Top frame: Phas deg
Vector averaged cross-power spectrum Several baselines displayed
Timerange: 00/12:57:21 to 00/12:59:59

Plot file version 283 created 13-MAR-2023 13:41:48

J0344+1559 ET048B.UVDATA.1

Freq = 4.9270 GHz, Bw = 32.000 MH No calibration applied and no bandpass applied



Lower frame: Milli Ampl Jy Top frame: Phas deg

Vector averaged cross-power spectrum Several baselines displayed

Timerange: 00/12:57:21 to 00/12:59:59