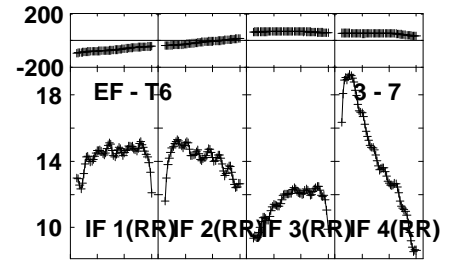
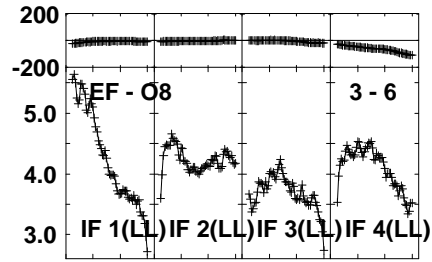
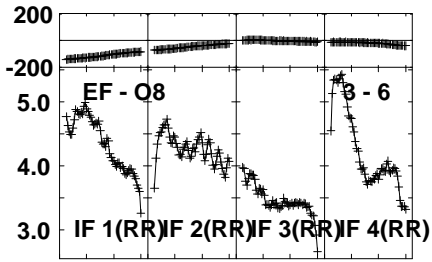
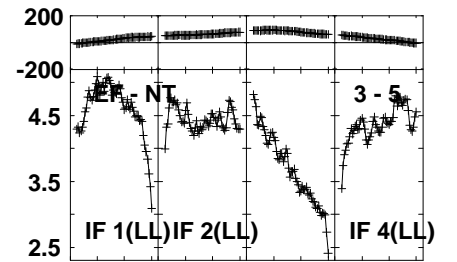
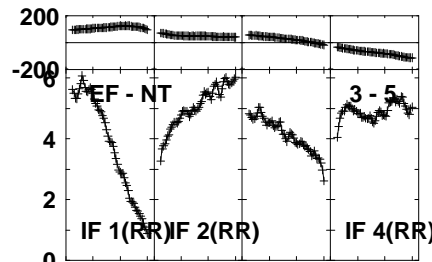
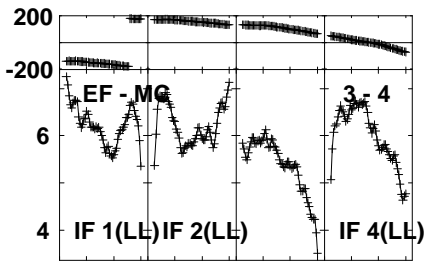
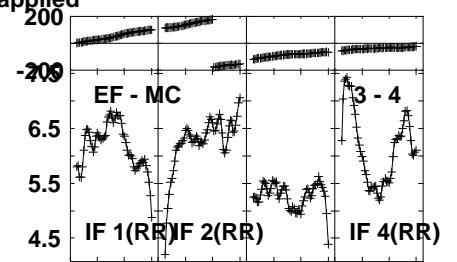
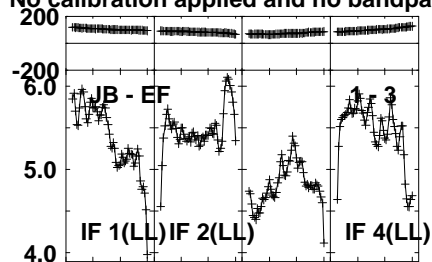
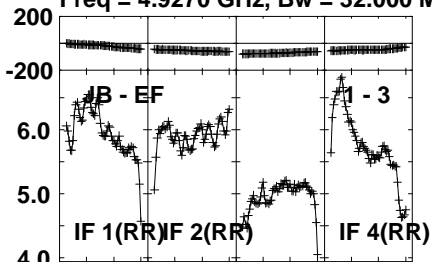


Plot file version 1 created 13-MAR-2023 14:50:54

J1327+2210 ET048C.UVDATA.1

Freq = 4.9270 GHz, Bw = 32.000 MH

No calibration applied and no bandpass applied



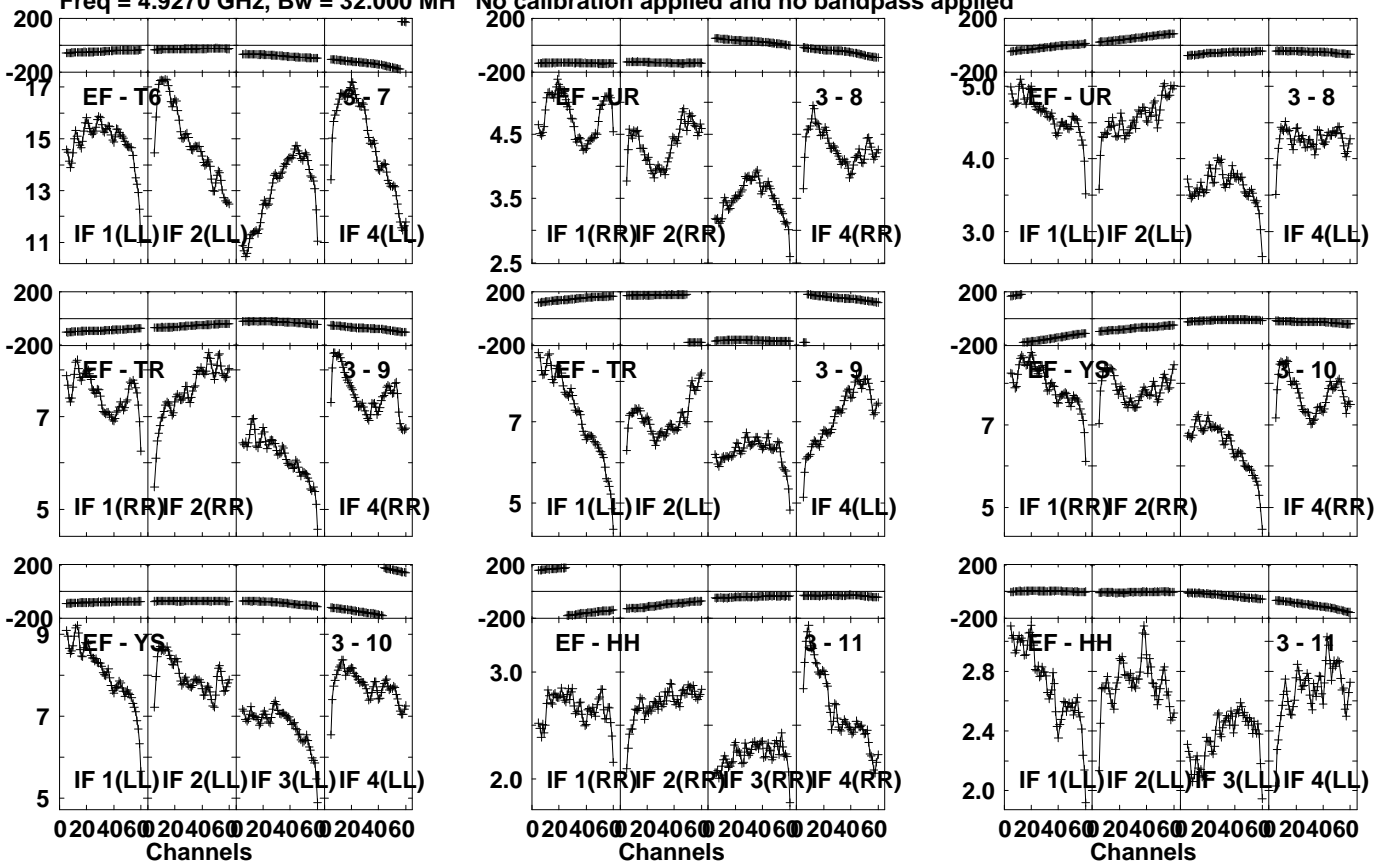
Lower frame: Milli Ampl Jy Top frame: Phas deg
Vector averaged cross-power spectrum Several baselines displayed
Timerange: 00/21:30:01 to 00/21:32:59

Plot file version 2 created 13-MAR-2023 14:50:55

J1327+2210 ET048C.UVDATA.1

Freq = 4.9270 GHz, Bw = 32.000 MH

No calibration applied and no bandpass applied



Lower frame: Milli Ampl Jy Top frame: Phas deg

Vector averaged cross-power spectrum Several baselines displayed

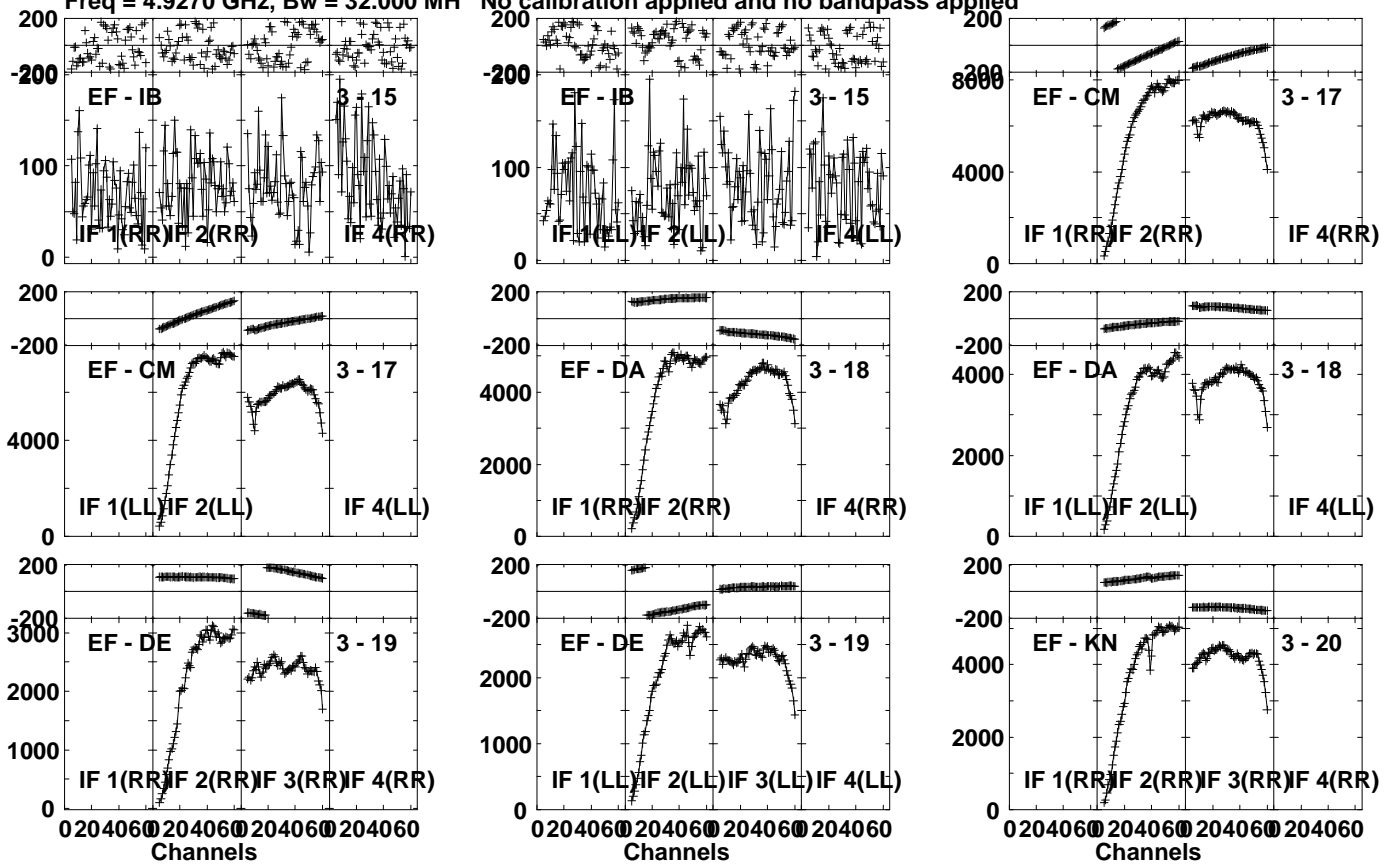
Timerange: 00/21:30:01 to 00/21:32:59

Plot file version 3 created 13-MAR-2023 14:50:55

J1327+2210 ET048C.UVDATA.1

Freq = 4.9270 GHz, Bw = 32.000 MH

No calibration applied and no bandpass applied



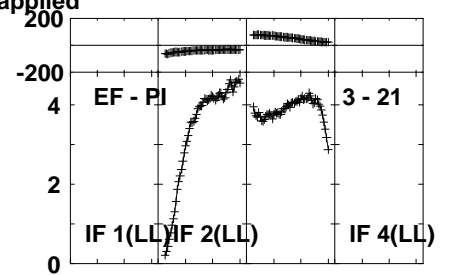
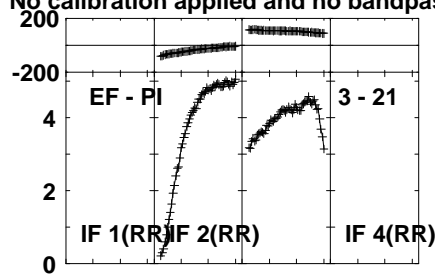
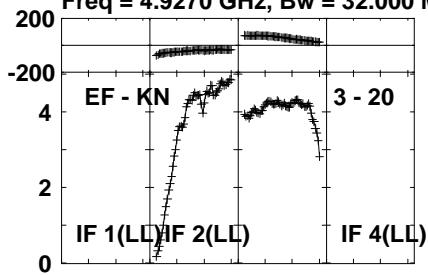
Lower frame: Micro Ampl Jy Top frame: Phas deg
 Vector averaged cross-power spectrum Several baselines displayed
 Timerange: 00/21:30:01 to 00/21:32:59

Plot file version 4 created 13-MAR-2023 14:50:55

J1327+2210 ET048C.UVDATA.1

Freq = 4.9270 GHz, Bw = 32.000 MH

No calibration applied and no bandpass applied

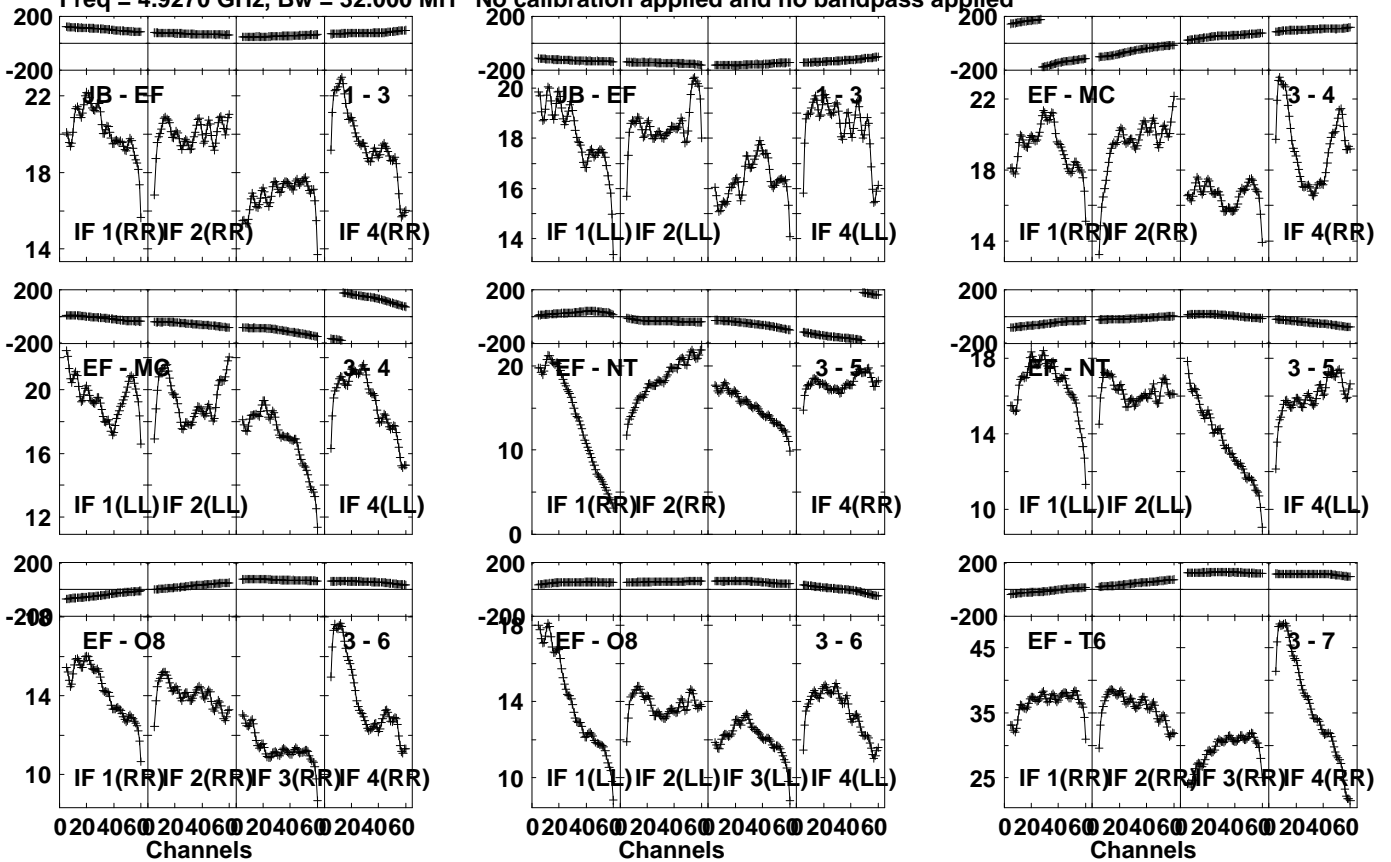


Lower frame: Milli Ampl Jy Top frame: Phas deg
Vector averaged cross-power spectrum Several baselines displayed
Timerange: 00/21:30:01 to 00/21:32:59

Plot file version 5 created 13-MAR-2023 14:50:56

J1310+3220 ET048C.UVDATA.1

Freq = 4.9270 GHz, Bw = 32.000 MH No calibration applied and no bandpass applied



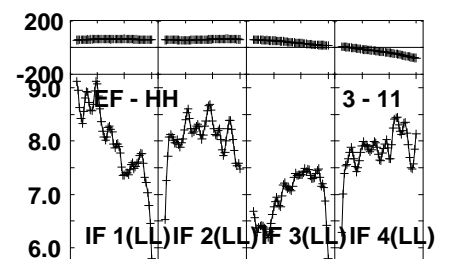
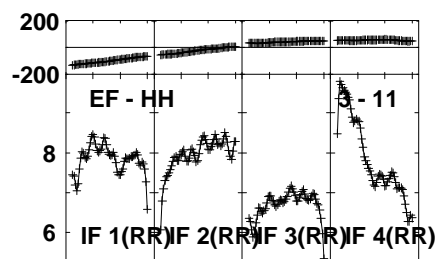
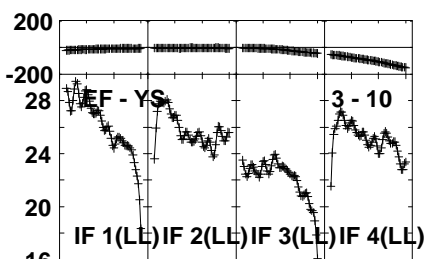
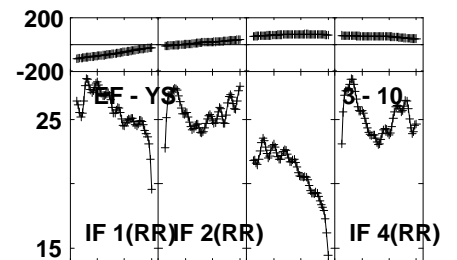
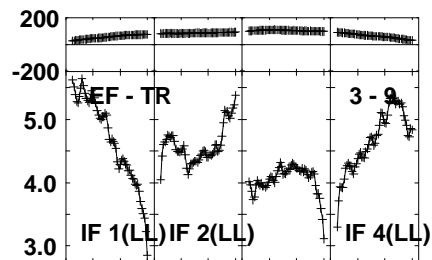
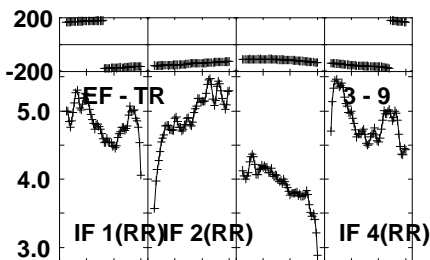
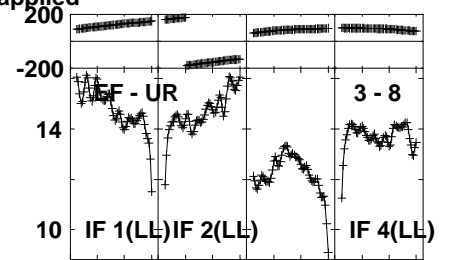
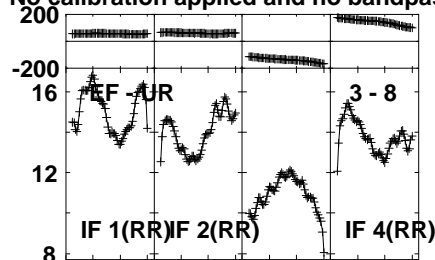
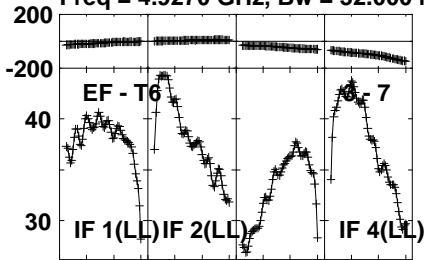
Lower frame: Milli Ampl Jy Top frame: Phas deg
Vector averaged cross-power spectrum Several baselines displayed
Timerange: 00/21:33:01 to 00/21:39:59

Plot file version 6 created 13-MAR-2023 14:50:56

J1310+3220 ET048C.UVDATA.1

Freq = 4.9270 GHz, Bw = 32.000 MH

No calibration applied and no bandpass applied



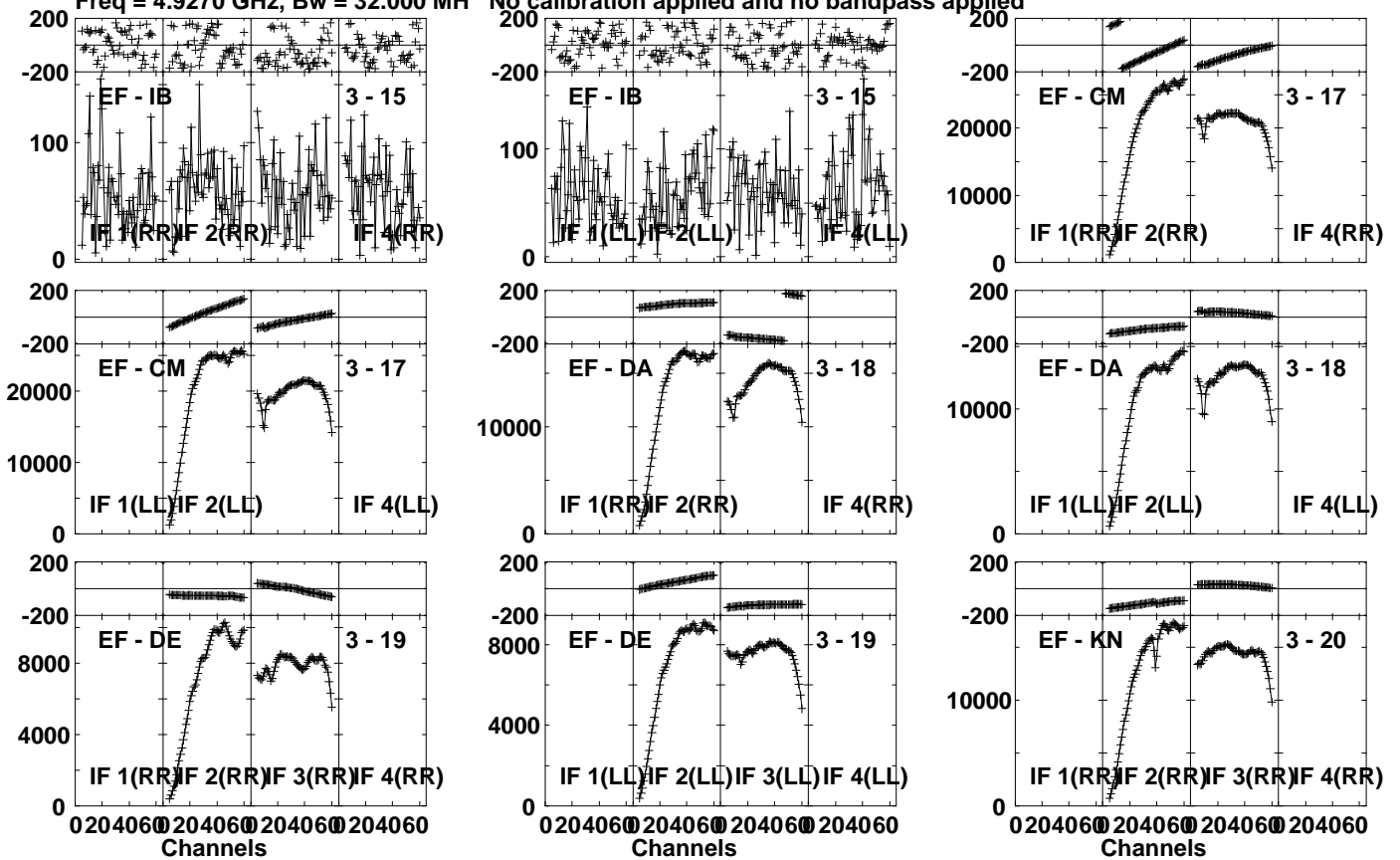
Lower frame: Milli Ampl Jy Top frame: Phas deg
Vector averaged cross-power spectrum Several baselines displayed
Timerange: 00/21:33:01 to 00/21:39:59

Plot file version 7 created 13-MAR-2023 14:50:56

J1310+3220 ET048C.UVDATA.1

Freq = 4.9270 GHz, Bw = 32.000 MH

No calibration applied and no bandpass applied



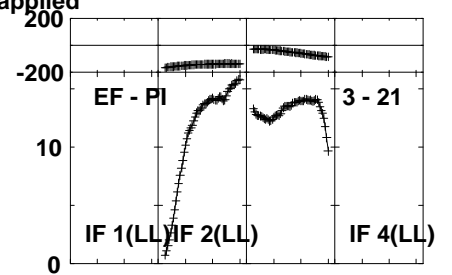
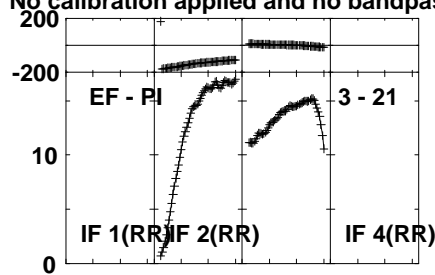
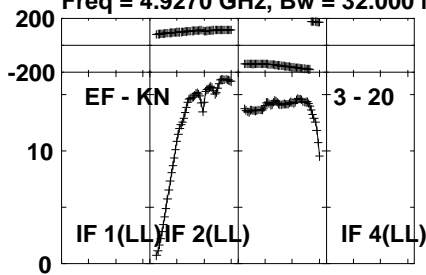
Lower frame: Micro Ampl Jy Top frame: Phas deg
Vector averaged cross-power spectrum Several baselines displayed
Timerange: 00/21:33:01 to 00/21:39:59

Plot file version 8 created 13-MAR-2023 14:50:57

J1310+3220 ET048C.UVDATA.1

Freq = 4.9270 GHz, Bw = 32.000 MH

No calibration applied and no bandpass applied



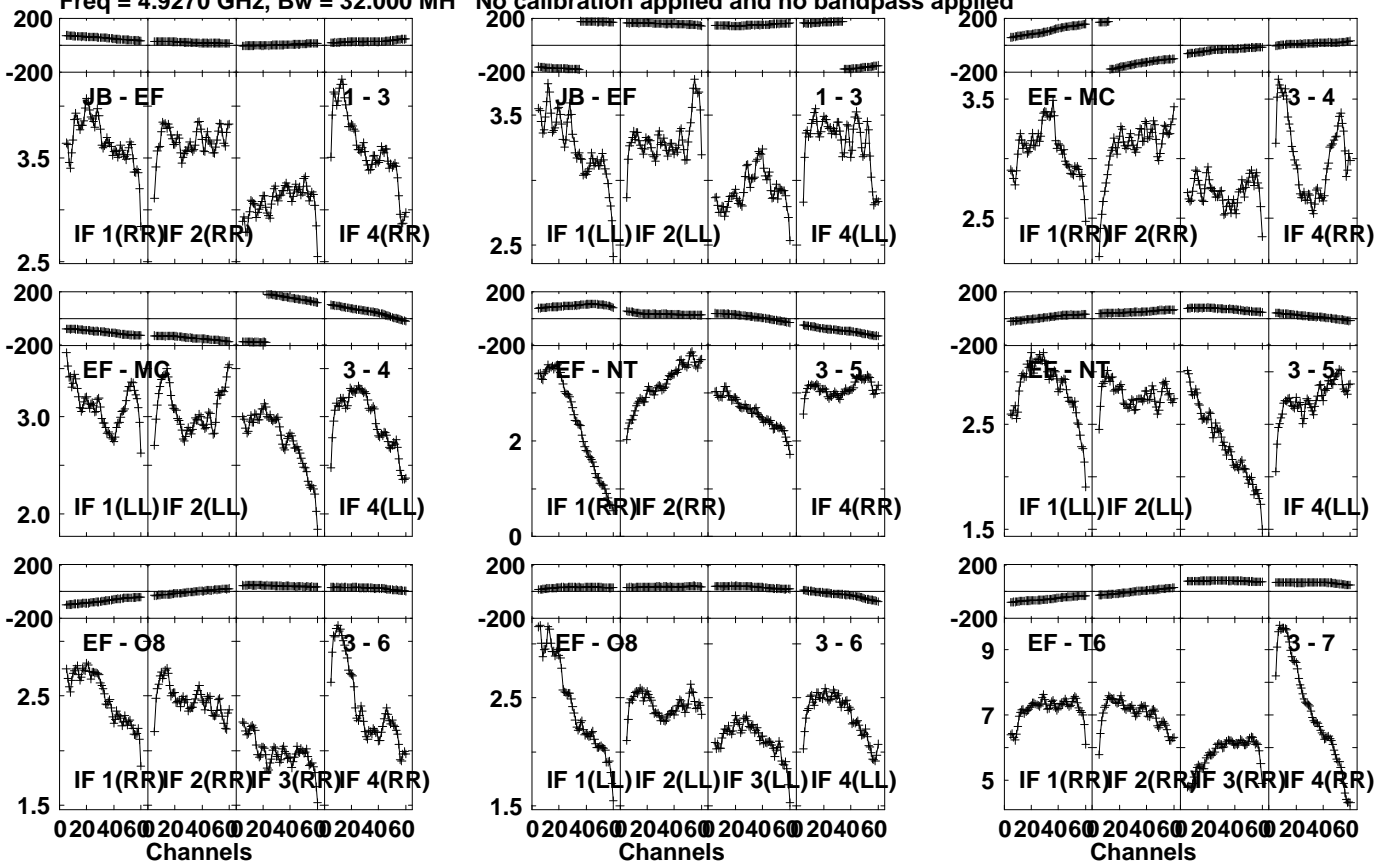
Lower frame: Milli Ampl Jy Top frame: Phas deg
Vector averaged cross-power spectrum Several baselines displayed
Timerange: 00/21:33:01 to 00/21:39:59

Plot file version 9 created 13-MAR-2023 14:50:57

J1333+2725 ET048C.UVDATA.1

Freq = 4.9270 GHz, Bw = 32.000 MH

No calibration applied and no bandpass applied



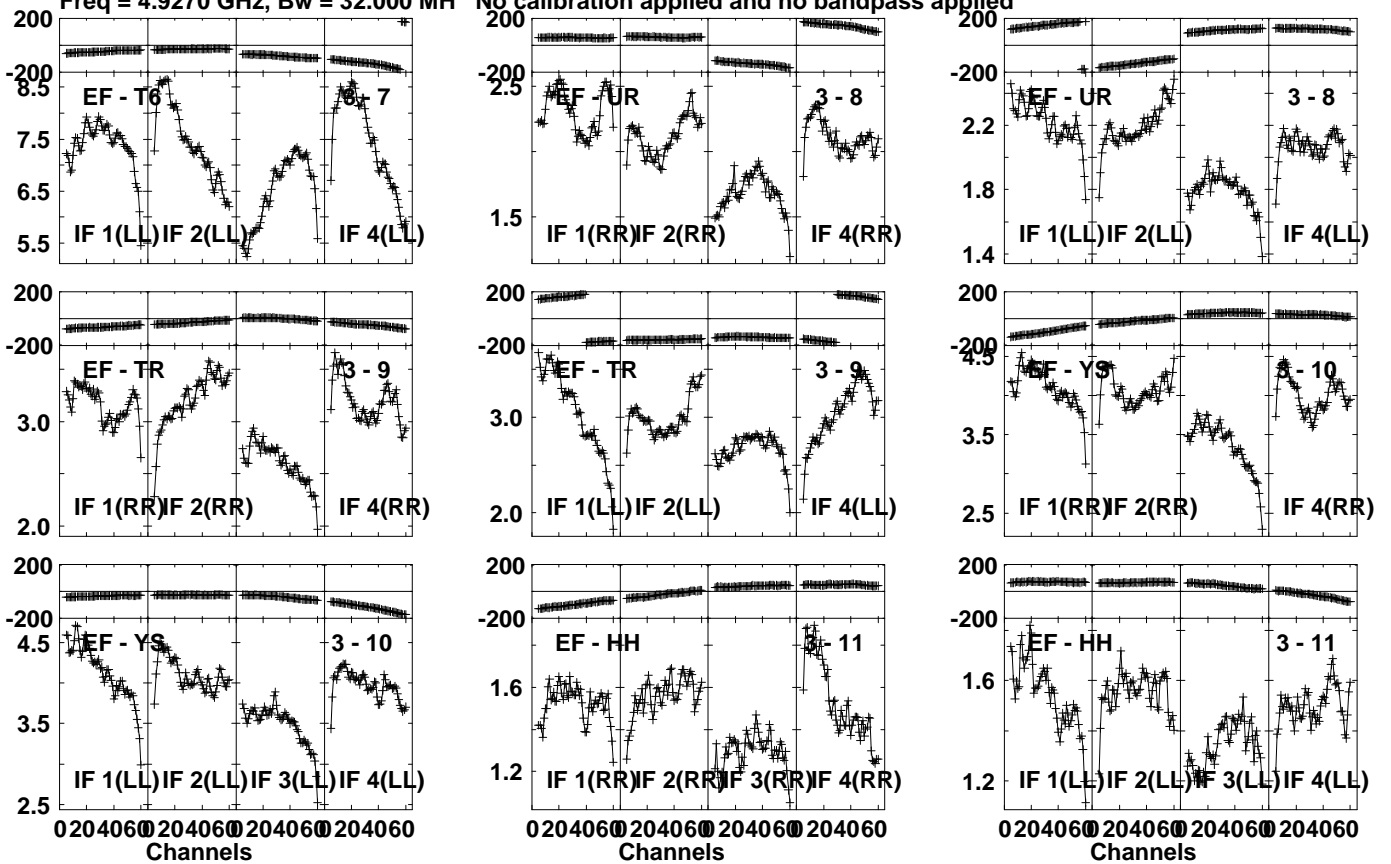
Lower frame: Milli Ampl Jy Top frame: Phas deg
Vector averaged cross-power spectrum Several baselines displayed
Timerange: 00/21:41:01 to 00/21:47:29

Plot file version 10 created 13-MAR-2023 14:50:57

J1333+2725 ET048C.UVDATA.1

Freq = 4.9270 GHz, Bw = 32.000 MH

No calibration applied and no bandpass applied



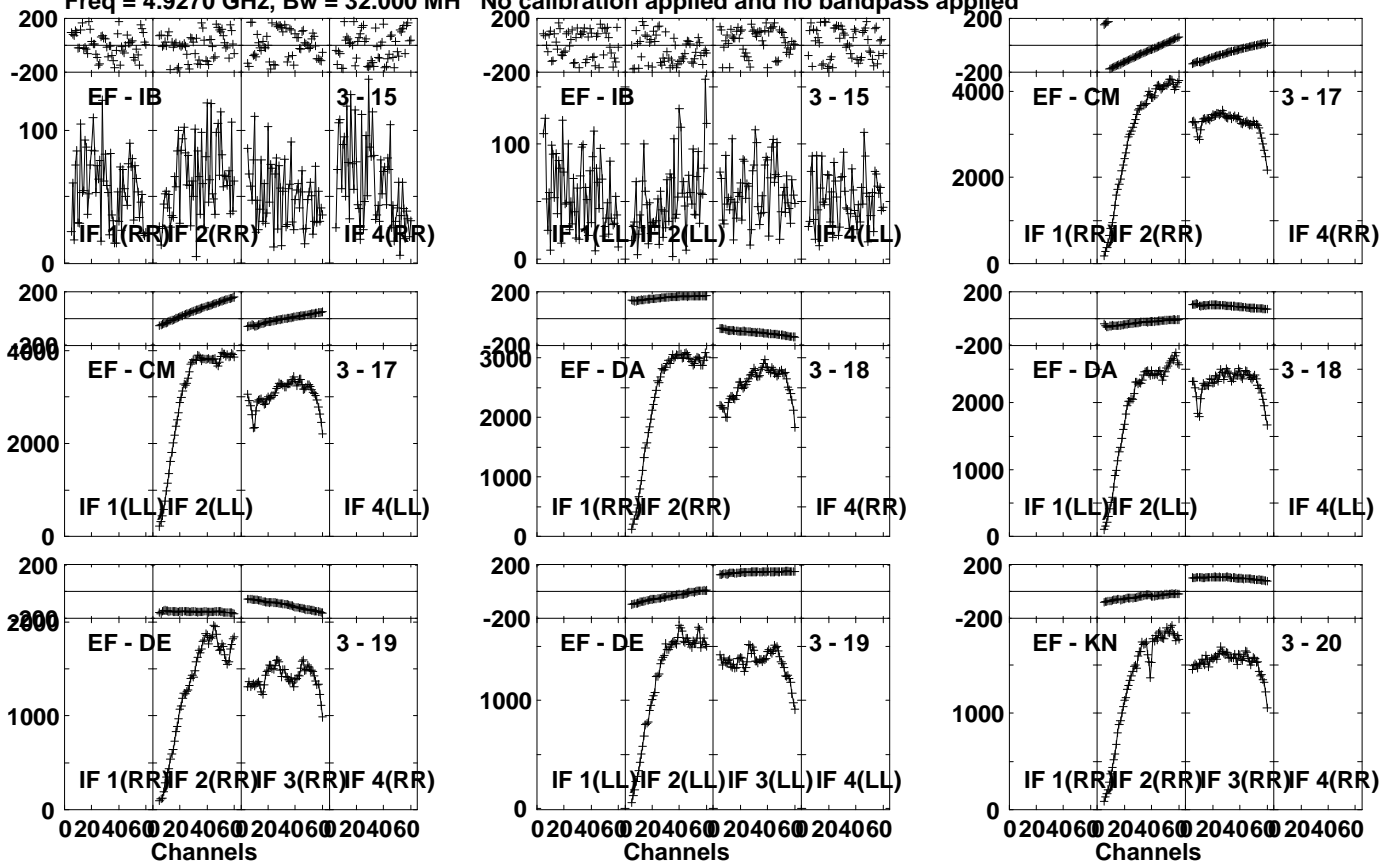
Lower frame: Milli Ampl Jy Top frame: Phas deg
Vector averaged cross-power spectrum Several baselines displayed
Timerange: 00/21:41:01 to 00/21:47:29

Plot file version 11 created 13-MAR-2023 14:50:58

J1333+2725 ET048C.UVDATA.1

Freq = 4.9270 GHz, Bw = 32.000 MH

No calibration applied and no bandpass applied



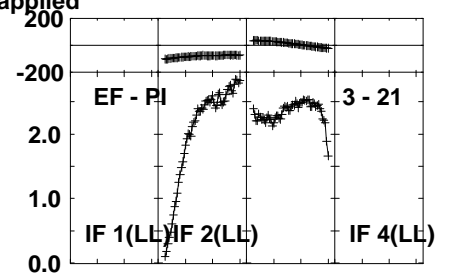
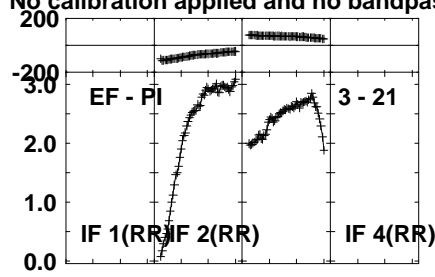
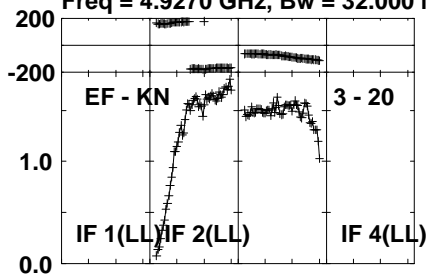
Lower frame: Micro Ampl Jy Top frame: Phas deg
Vector averaged cross-power spectrum Several baselines displayed
Timerange: 00/21:41:01 to 00/21:47:29

Plot file version 12 created 13-MAR-2023 14:50:58

J1333+2725 ET048C.UVDATA.1

Freq = 4.9270 GHz, Bw = 32.000 MH

No calibration applied and no bandpass applied



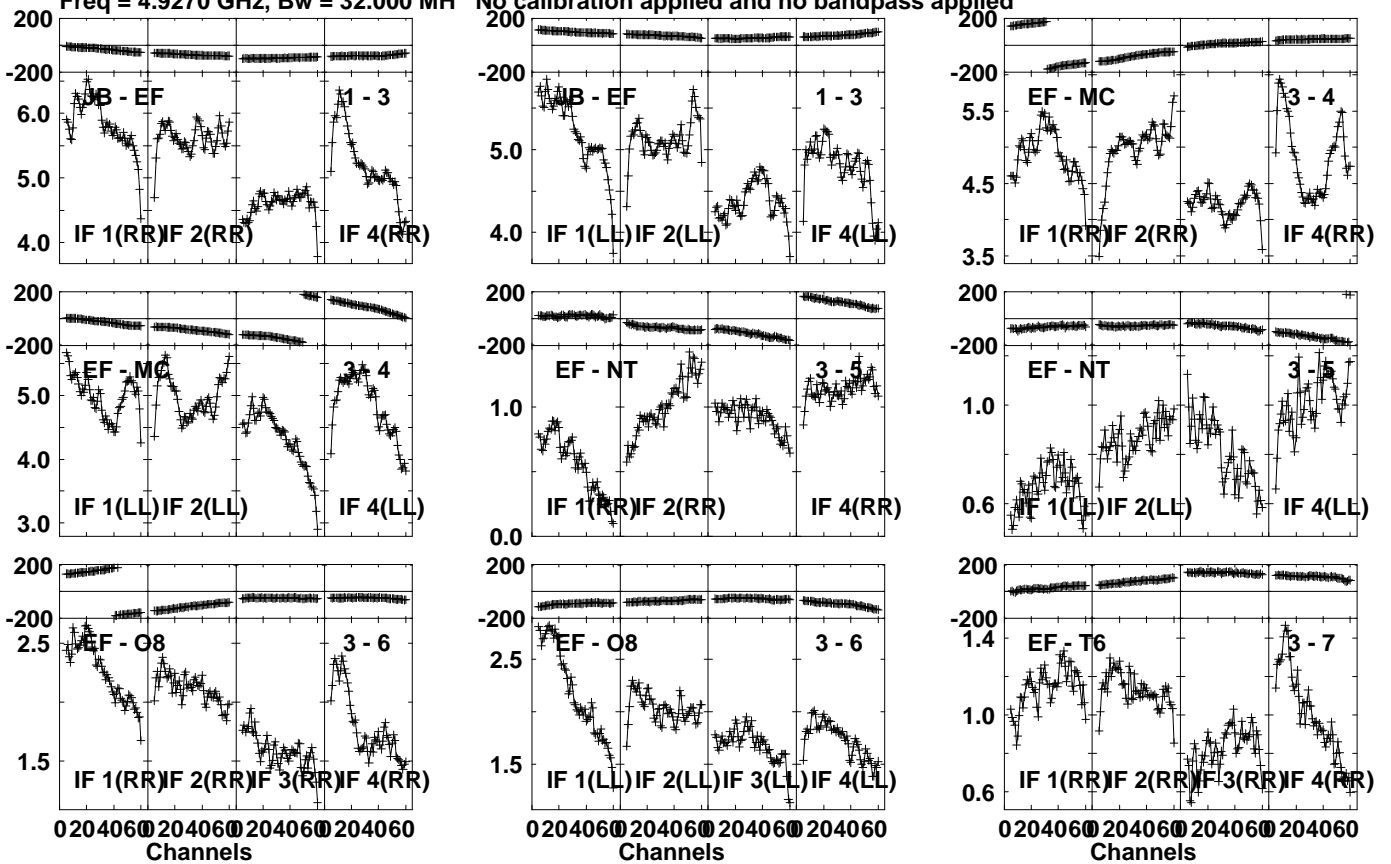
Lower frame: Milli Ampl Jy Top frame: Phas deg
Vector averaged cross-power spectrum Several baselines displayed
Timerange: 00/21:41:01 to 00/21:47:29

Plot file version 13 created 13-MAR-2023 14:50:58

1328+254 ET048C.UVDATA.1

Freq = 4.9270 GHz, Bw = 32.000 MH

No calibration applied and no bandpass applied



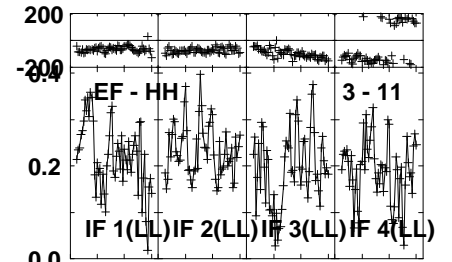
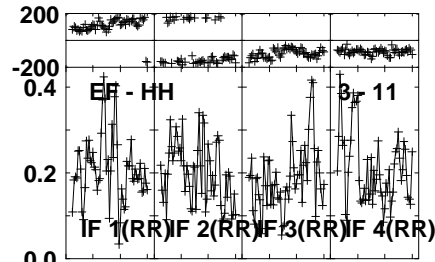
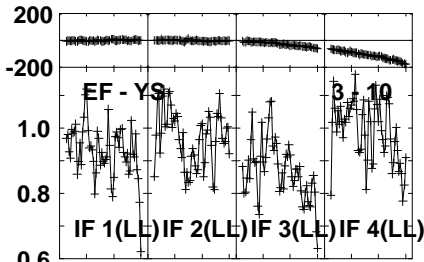
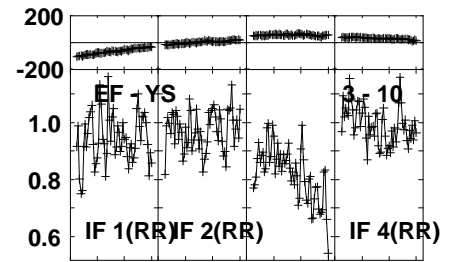
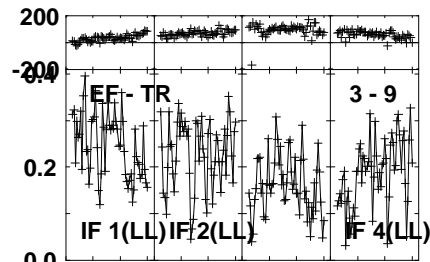
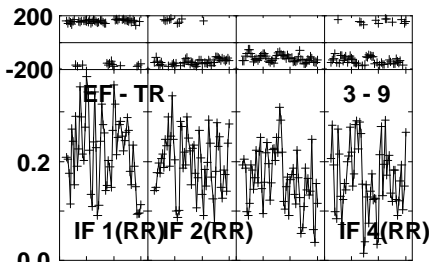
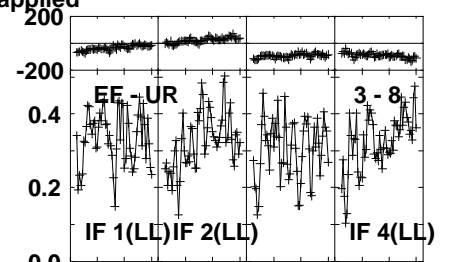
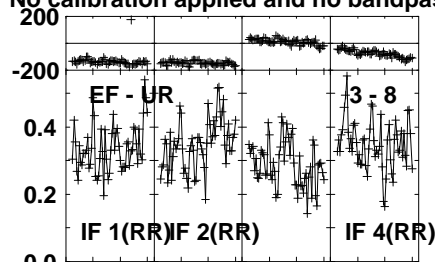
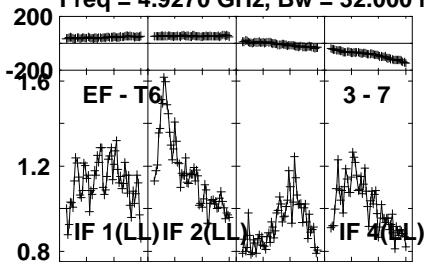
Lower frame: Milli Ampl Jy Top frame: Phas deg
Vector averaged cross-power spectrum Several baselines displayed
Timerange: 00/21:47:31 to 00/21:50:59

Plot file version 14 created 13-MAR-2023 14:50:58

1328+254 ET048C.UVDATA.1

Freq = 4.9270 GHz, Bw = 32.000 MH

No calibration applied and no bandpass applied



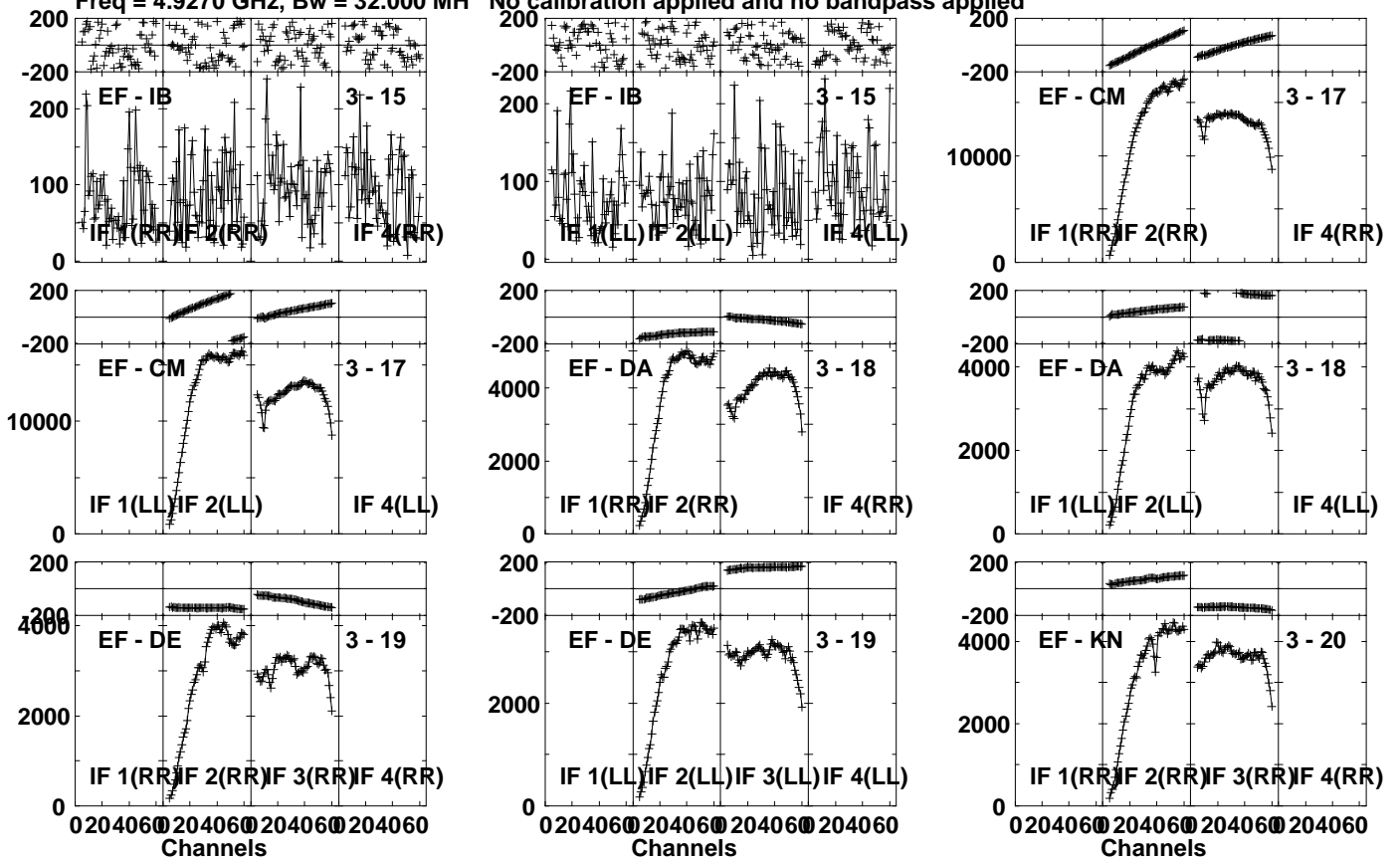
Lower frame: Milli Ampl Jy Top frame: Phas deg
Vector averaged cross-power spectrum Several baselines displayed
Timerange: 00/21:47:31 to 00/21:50:59

Plot file version 15 created 13-MAR-2023 14:50:59

1328+254 ET048C.UVDATA.1

Freq = 4.9270 GHz, Bw = 32.000 MH

No calibration applied and no bandpass applied



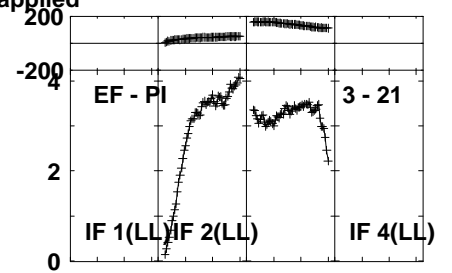
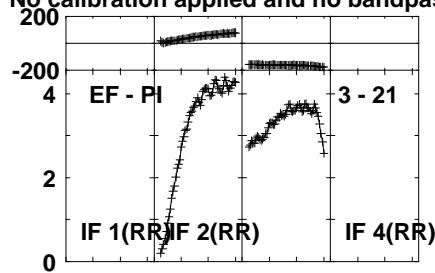
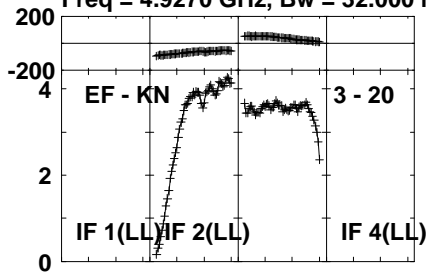
Lower frame: Micro Ampl Jy Top frame: Phas deg
Vector averaged cross-power spectrum Several baselines displayed
Timerange: 00/21:47:31 to 00/21:50:59

Plot file version 16 created 13-MAR-2023 14:50:59

1328+254 ET048C.UVDATA.1

Freq = 4.9270 GHz, Bw = 32.000 MH

No calibration applied and no bandpass applied



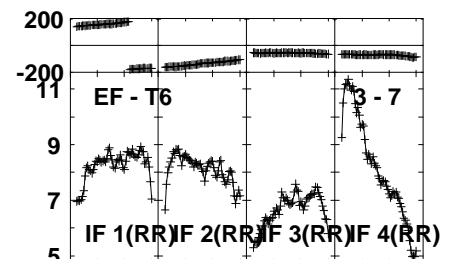
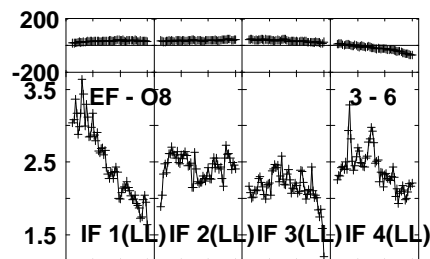
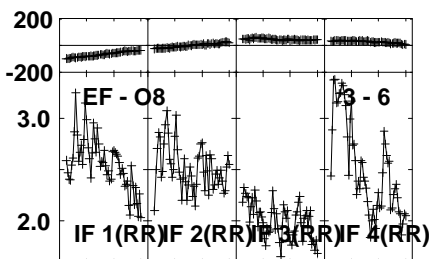
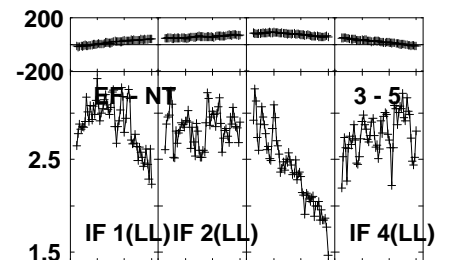
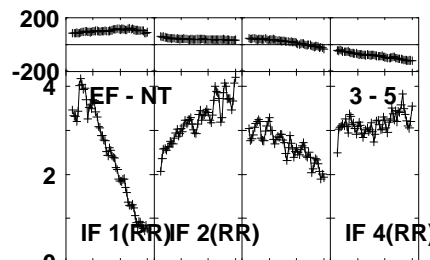
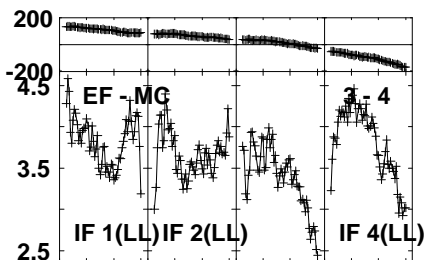
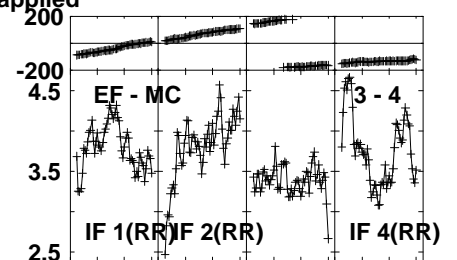
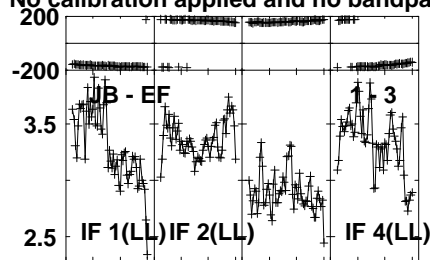
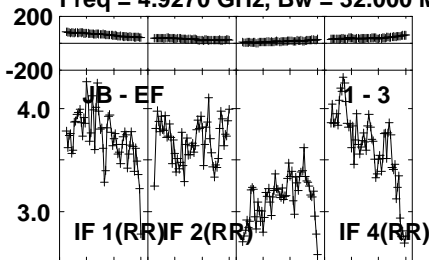
Lower frame: Milli Ampl Jy Top frame: Phas deg
Vector averaged cross-power spectrum Several baselines displayed
Timerange: 00/21:47:31 to 00/21:50:59

Plot file version 17 created 13-MAR-2023 14:50:59

J1333+2725 ET048C.UVDATA.1

Freq = 4.9270 GHz, Bw = 32.000 MH

No calibration applied and no bandpass applied



0204060 204060 204060 204060
Channels

0204060 204060 204060 204060
Channels

0204060 204060 204060 204060
Channels

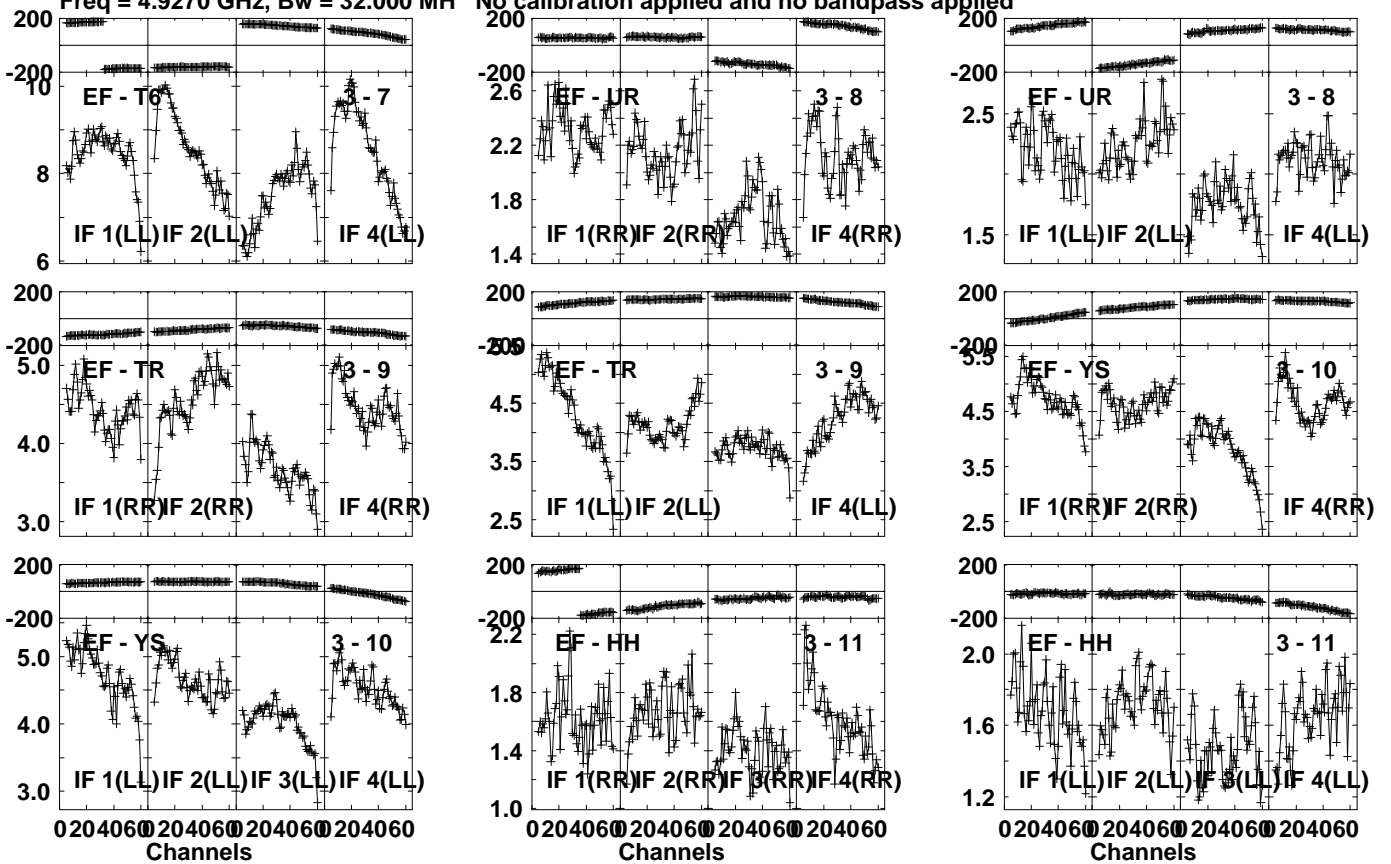
Lower frame: Milli Ampl Jy Top frame: Phas deg
Vector averaged cross-power spectrum Several baselines displayed
Timerange: 00/21:51:01 to 00/21:52:29

Plot file version 18 created 13-MAR-2023 14:50:59

J1333+2725 ET048C.UVDATA.1

Freq = 4.9270 GHz, Bw = 32.000 MH

No calibration applied and no bandpass applied



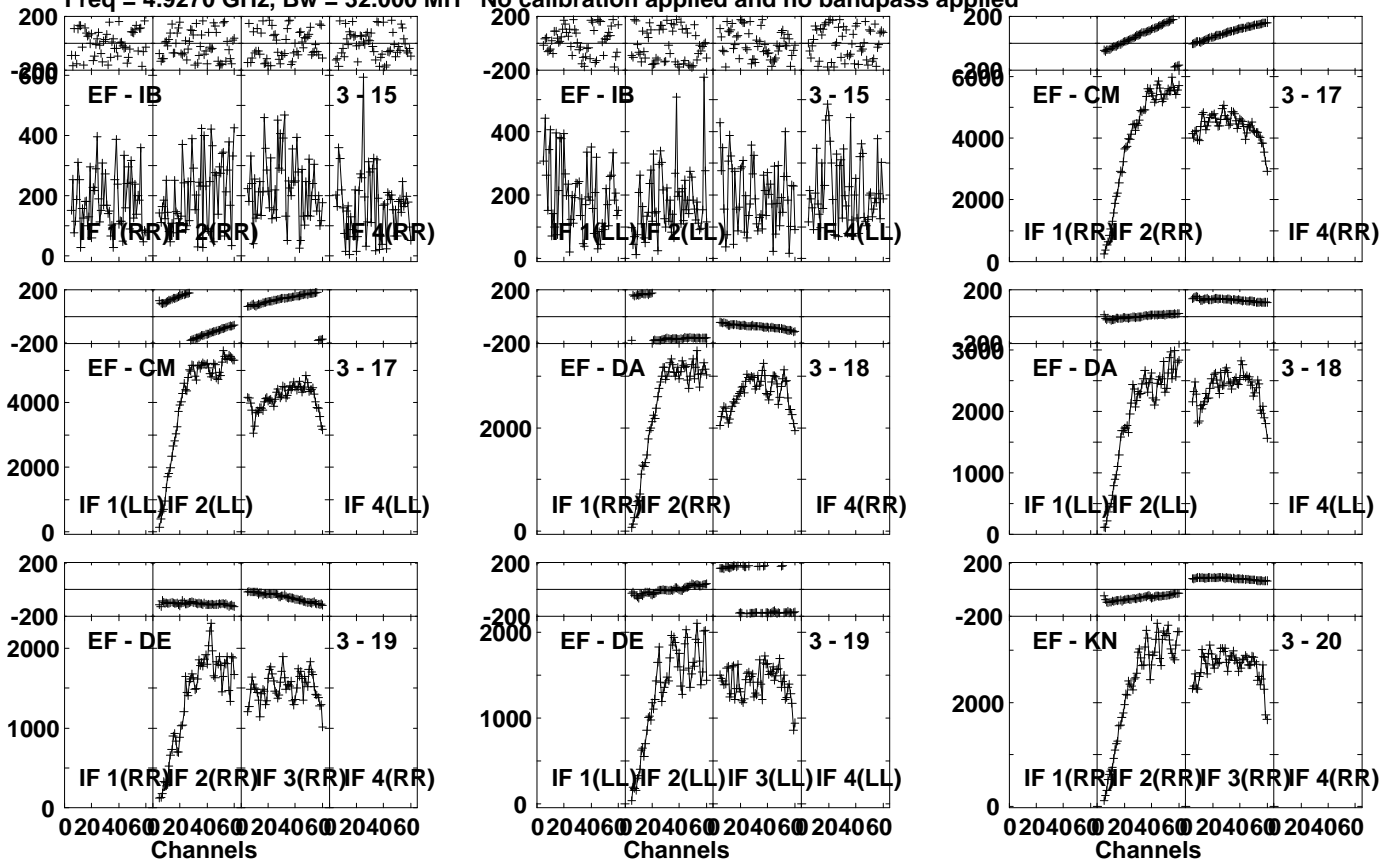
Lower frame: Milli Ampl Jy Top frame: Phas deg
Vector averaged cross-power spectrum Several baselines displayed
Timerange: 00/21:51:01 to 00/21:52:29

Plot file version 19 created 13-MAR-2023 14:50:59

J1333+2725 ET048C.UVDATA.1

Freq = 4.9270 GHz, Bw = 32.000 MH

No calibration applied and no bandpass applied



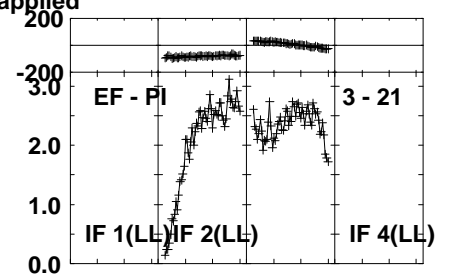
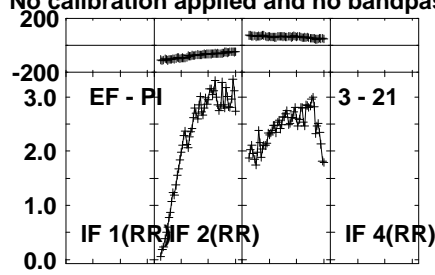
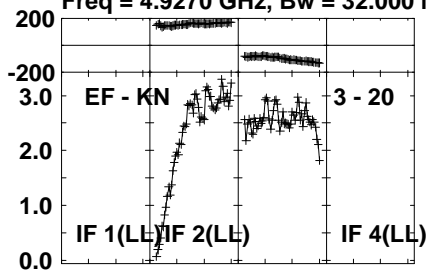
Lower frame: Micro Ampl Jy Top frame: Phas deg
Vector averaged cross-power spectrum Several baselines displayed
Timerange: 00/21:51:01 to 00/21:52:29

Plot file version 20 created 13-MAR-2023 14:50:59

J1333+2725 ET048C.UVDATA.1

Freq = 4.9270 GHz, Bw = 32.000 MH

No calibration applied and no bandpass applied



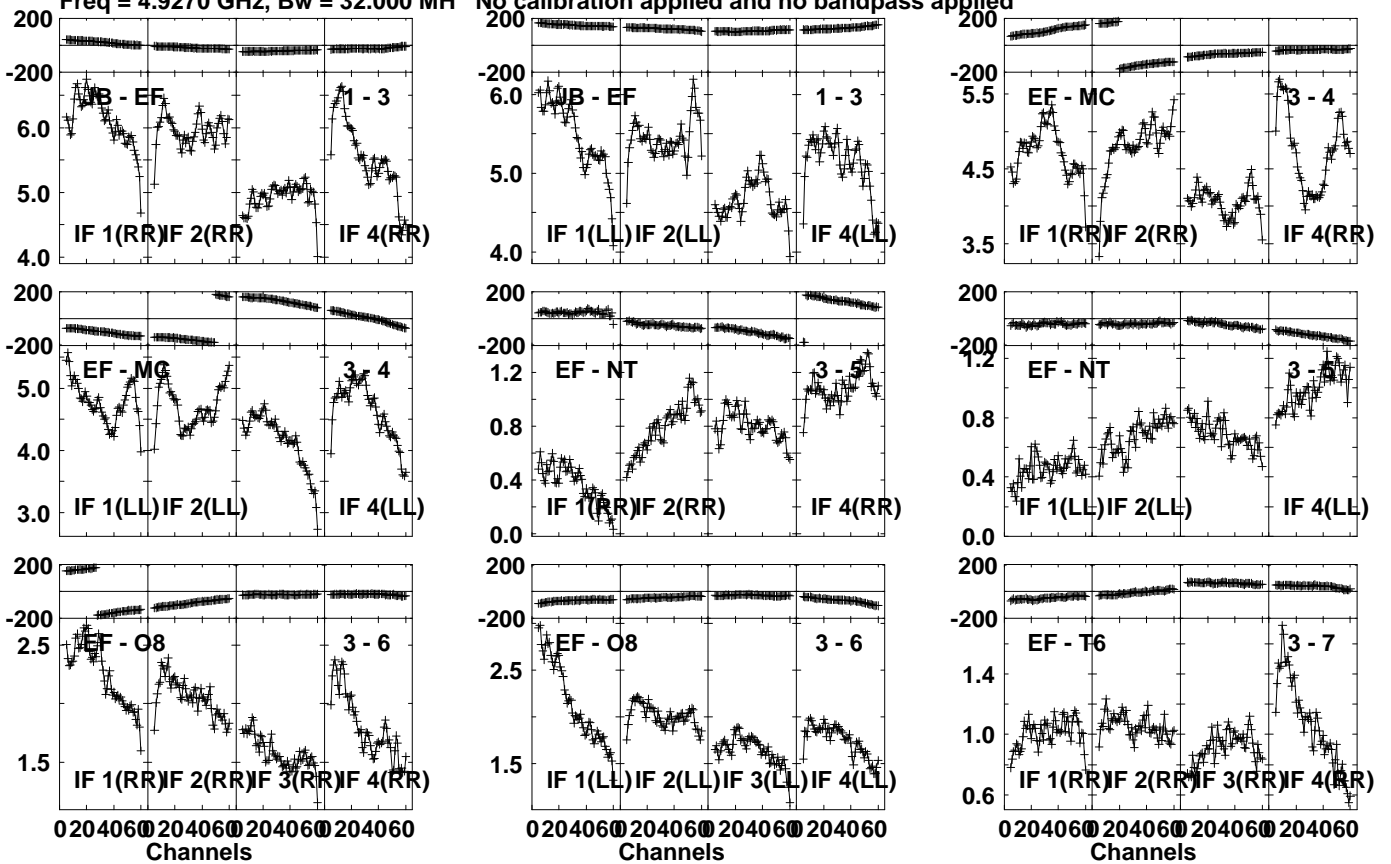
Lower frame: Milli Ampl Jy Top frame: Phas deg
Vector averaged cross-power spectrum Several baselines displayed
Timerange: 00/21:51:01 to 00/21:52:29

Plot file version 21 created 13-MAR-2023 14:50:59

1328+254 ET048C.UVDATA.1

Freq = 4.9270 GHz, Bw = 32.000 MH

No calibration applied and no bandpass applied



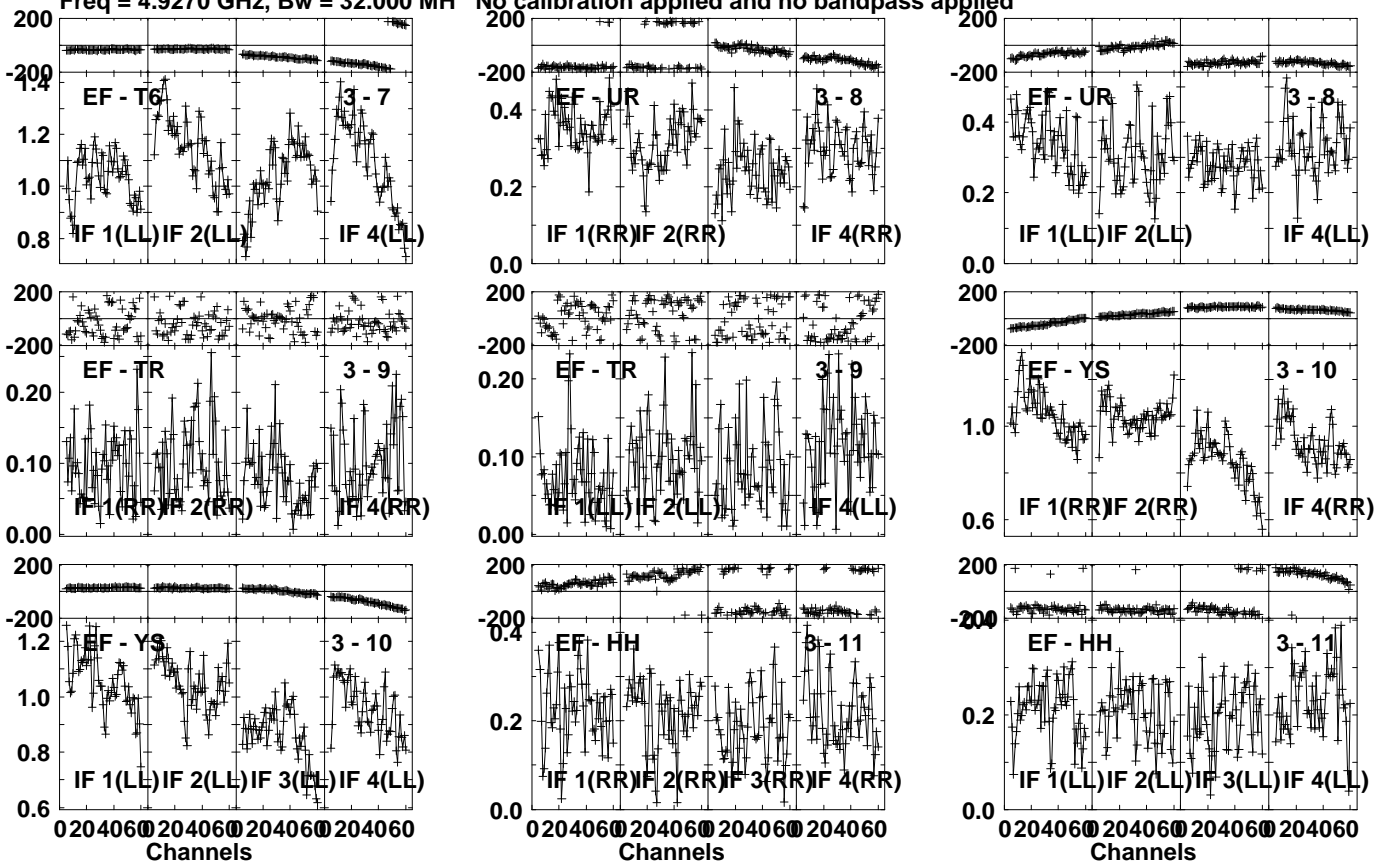
Lower frame: Milli Ampl Jy Top frame: Phas deg
Vector averaged cross-power spectrum Several baselines displayed
Timerange: 00/21:52:31 to 00/21:55:59

Plot file version 22 created 13-MAR-2023 14:50:59

1328+254 ET048C.UVDATA.1

Freq = 4.9270 GHz, Bw = 32.000 MH

No calibration applied and no bandpass applied



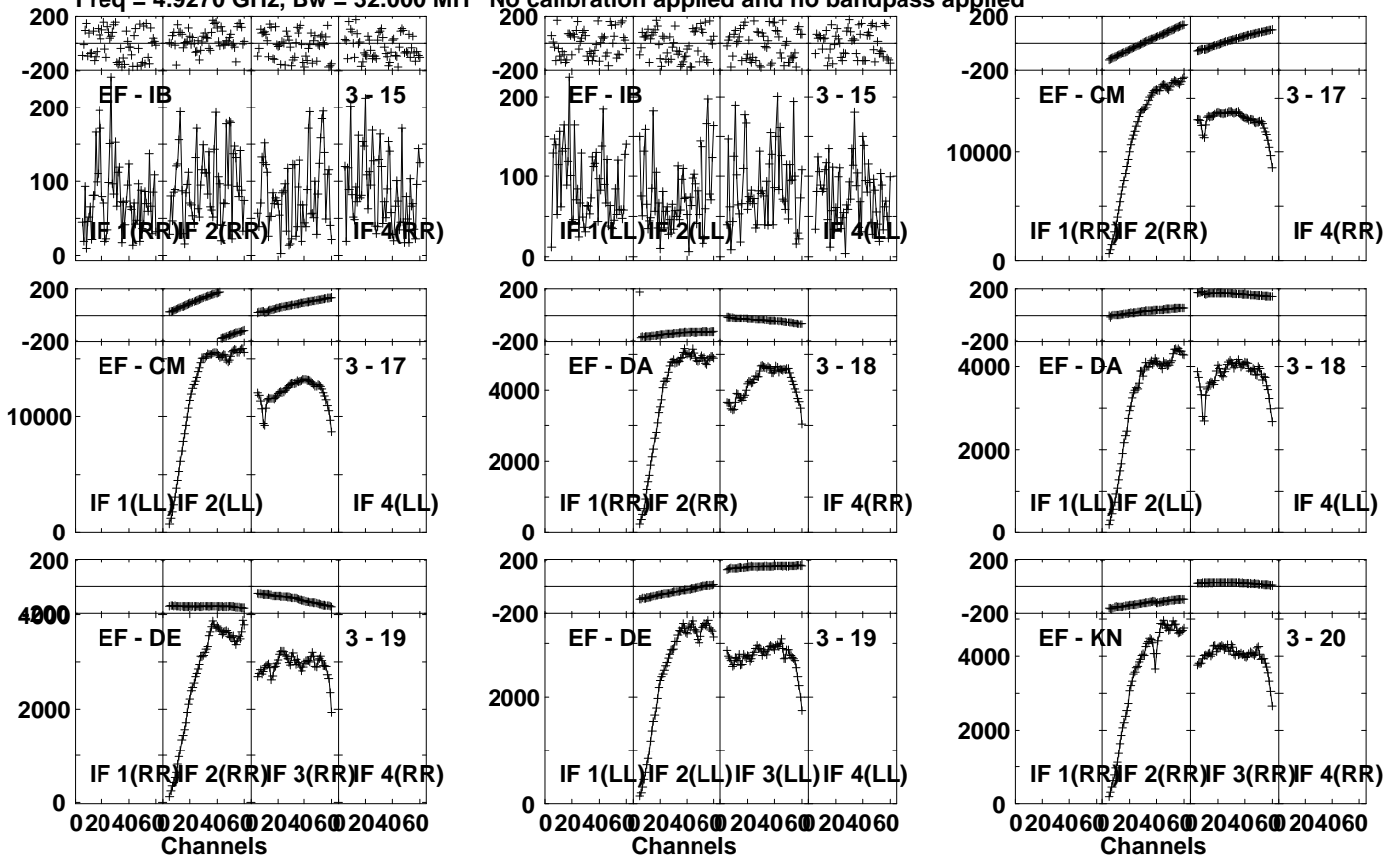
Lower frame: Milli Ampl Jy Top frame: Phas deg
Vector averaged cross-power spectrum Several baselines displayed
Timerange: 00/21:52:31 to 00/21:55:59

Plot file version 23 created 13-MAR-2023 14:51:00

1328+254 ET048C.UVDATA.1

Freq = 4.9270 GHz, Bw = 32.000 MH

No calibration applied and no bandpass applied



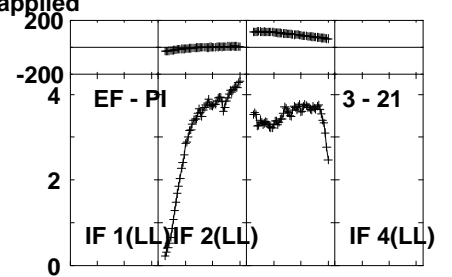
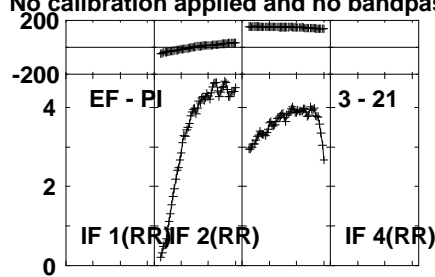
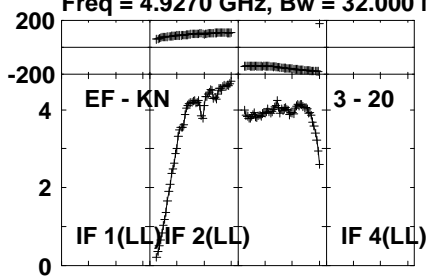
Lower frame: Micro Ampl Jy Top frame: Phas deg
Vector averaged cross-power spectrum Several baselines displayed
Timerange: 00/21:52:31 to 00/21:55:59

Plot file version 24 created 13-MAR-2023 14:51:00

1328+254 ET048C.UVDATA.1

Freq = 4.9270 GHz, Bw = 32.000 MH

No calibration applied and no bandpass applied



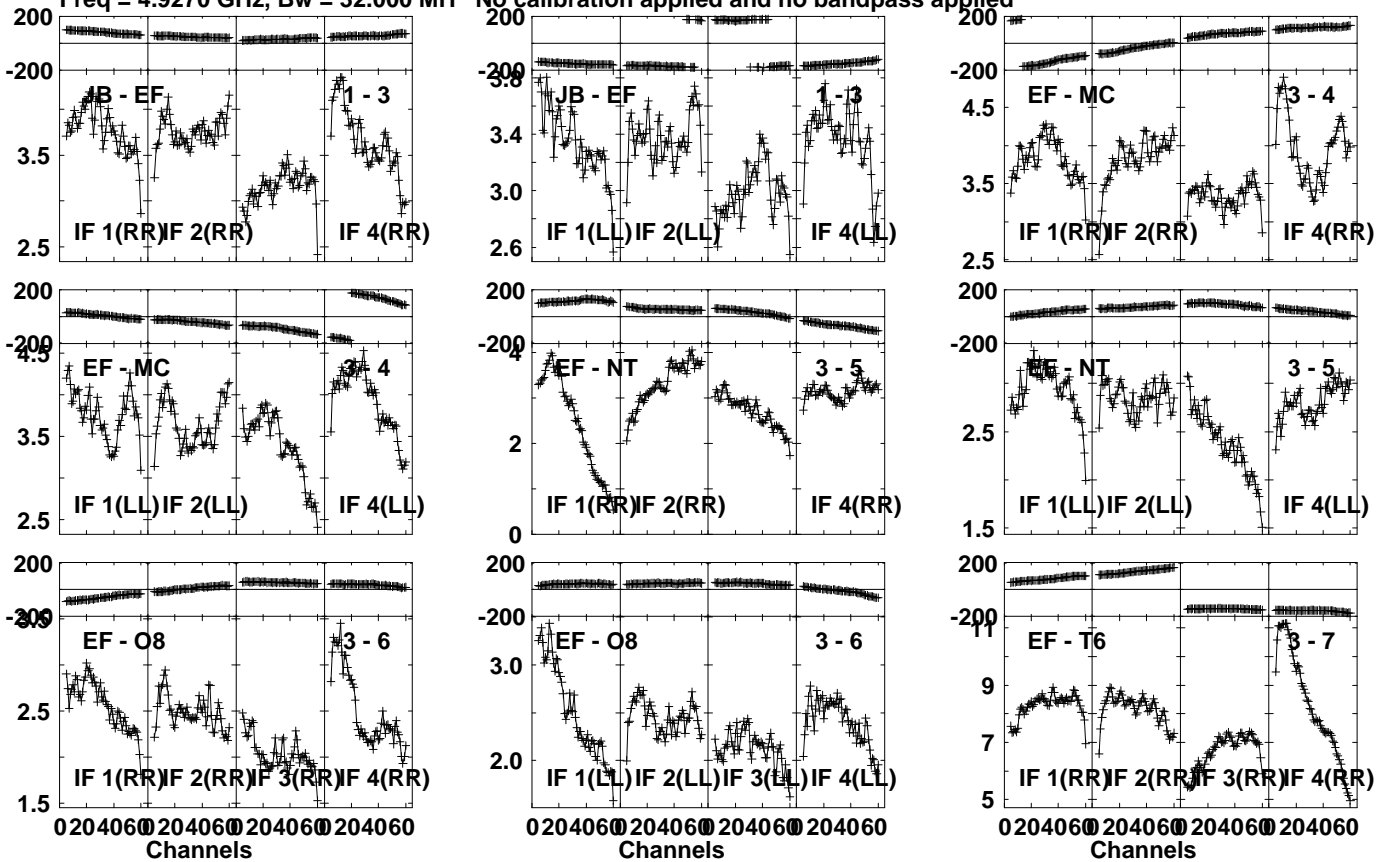
Lower frame: Milli Ampl Jy Top frame: Phas deg
Vector averaged cross-power spectrum Several baselines displayed
Timerange: 00/21:52:31 to 00/21:55:59

Plot file version 25 created 13-MAR-2023 14:51:00

J1333+2725 ET048C.UVDATA.1

Freq = 4.9270 GHz, Bw = 32.000 MH

No calibration applied and no bandpass applied



Lower frame: Milli Ampl Jy Top frame: Phas deg

Vector averaged cross-power spectrum Several baselines displayed

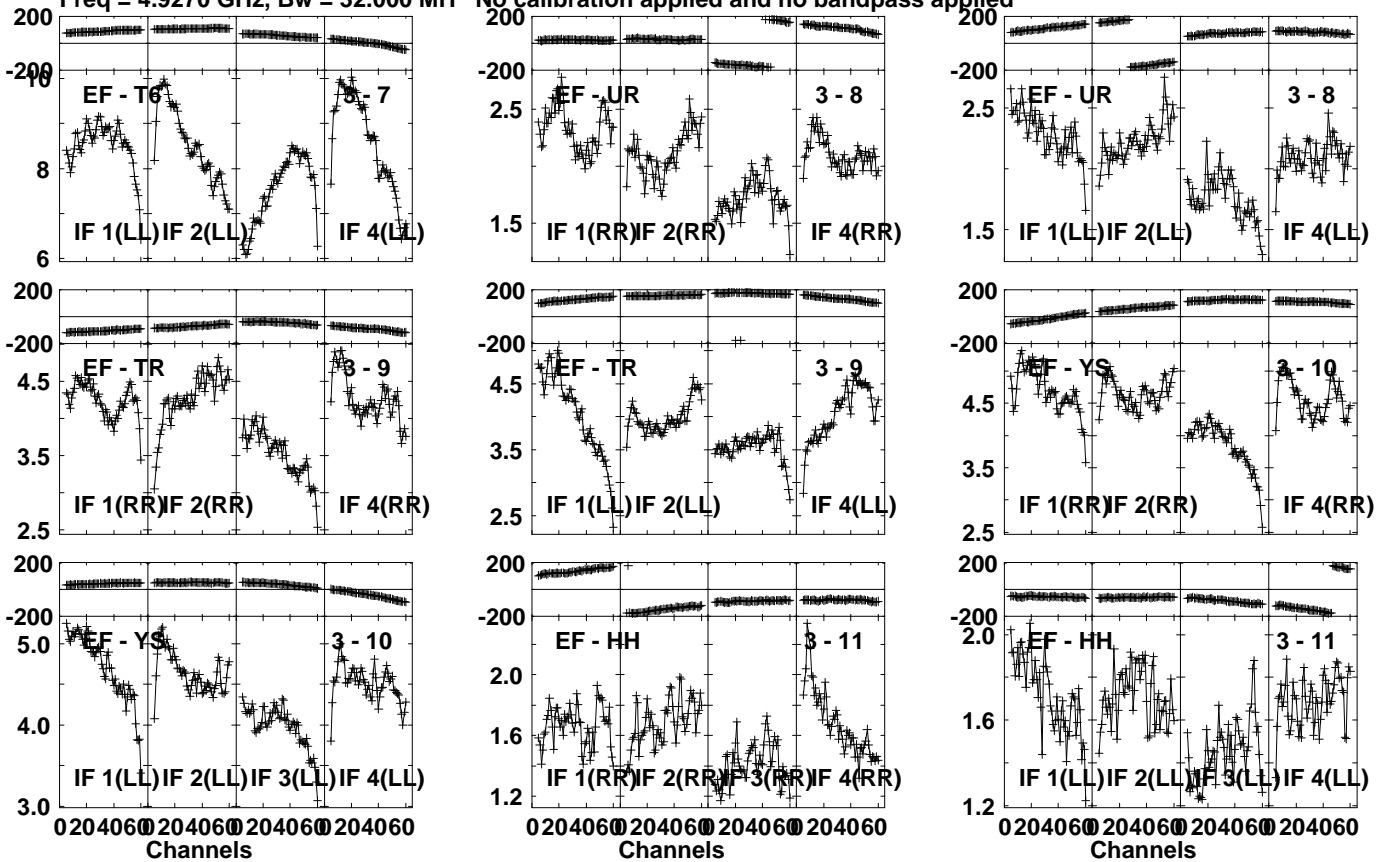
Timerange: 00/21:56:41 to 00/21:58:09

Plot file version 26 created 13-MAR-2023 14:51:00

J1333+2725 ET048C.UVDATA.1

Freq = 4.9270 GHz, Bw = 32.000 MH

No calibration applied and no bandpass applied



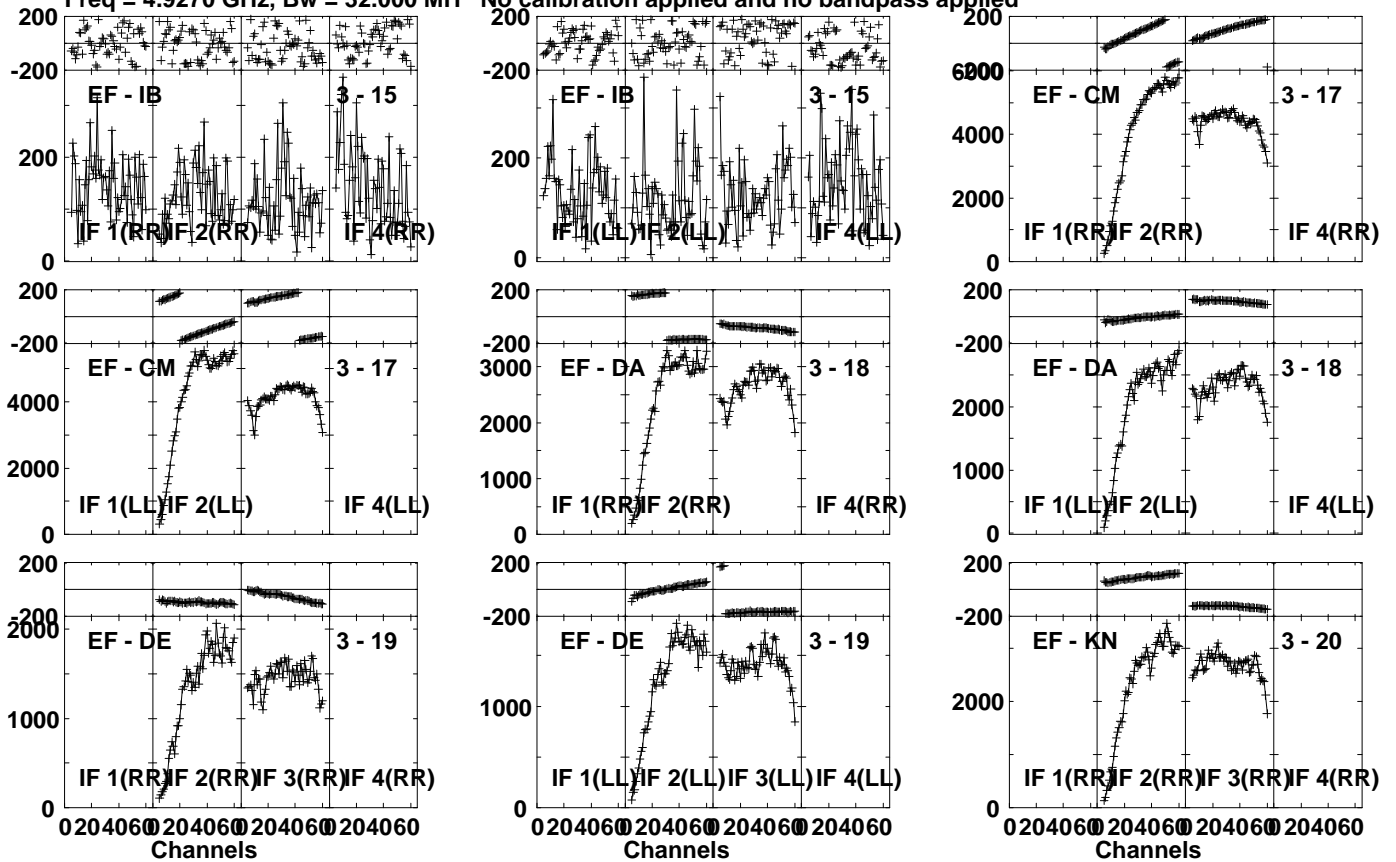
Lower frame: Milli Ampl Jy Top frame: Phas deg
Vector averaged cross-power spectrum Several baselines displayed
Timerange: 00/21:56:41 to 00/21:58:09

Plot file version 27 created 13-MAR-2023 14:51:00

J1333+2725 ET048C.UVDATA.1

Freq = 4.9270 GHz, Bw = 32.000 MH

No calibration applied and no bandpass applied



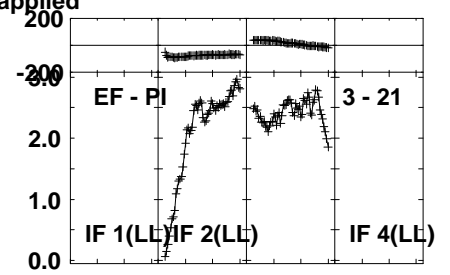
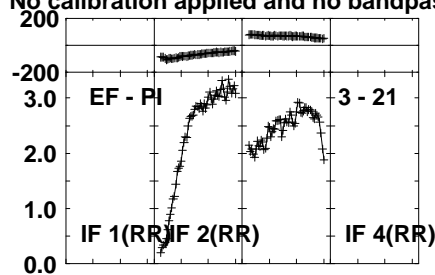
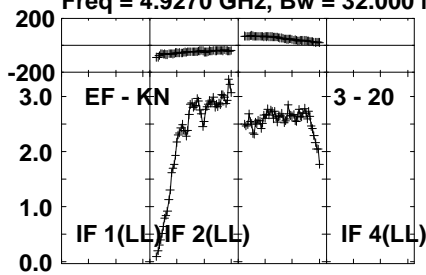
Lower frame: Micro Ampl Jy Top frame: Phas deg
Vector averaged cross-power spectrum Several baselines displayed
Timerange: 00/21:56:41 to 00/21:58:09

Plot file version 28 created 13-MAR-2023 14:51:00

J1333+2725 ET048C.UVDATA.1

Freq = 4.9270 GHz, Bw = 32.000 MH

No calibration applied and no bandpass applied



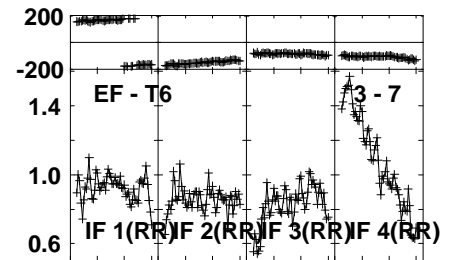
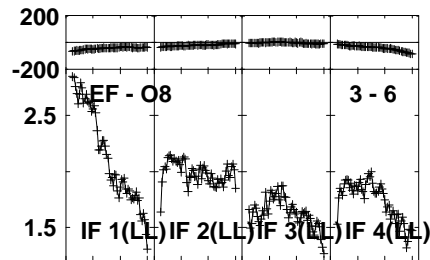
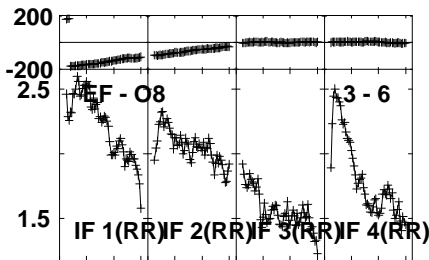
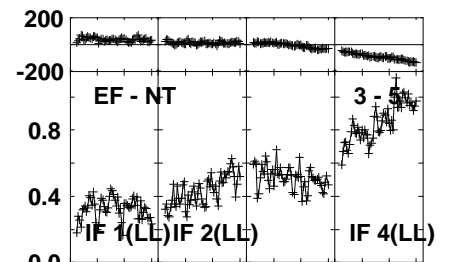
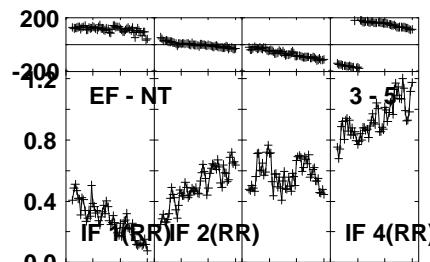
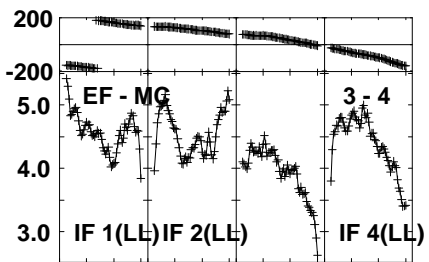
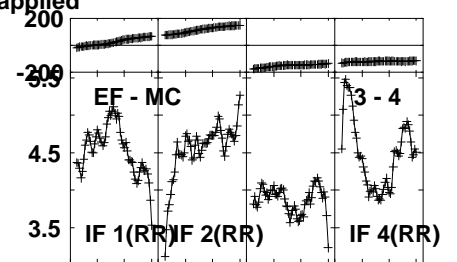
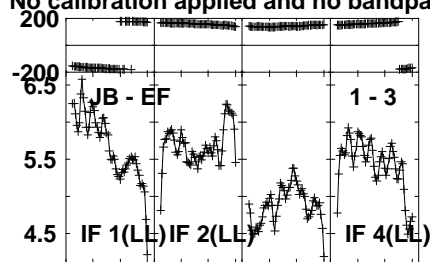
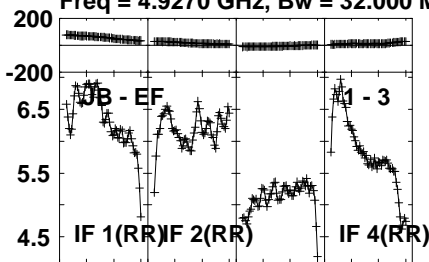
Lower frame: Milli Ampl Jy Top frame: Phas deg
Vector averaged cross-power spectrum Several baselines displayed
Timerange: 00/21:56:41 to 00/21:58:09

Plot file version 29 created 13-MAR-2023 14:51:00

1328+254 ET048C.UVDATA.1

Freq = 4.9270 GHz, Bw = 32.000 MH

No calibration applied and no bandpass applied



0204060 204060 204060 204060
Channels

0204060 204060 204060 204060
Channels

0204060 204060 204060 204060
Channels

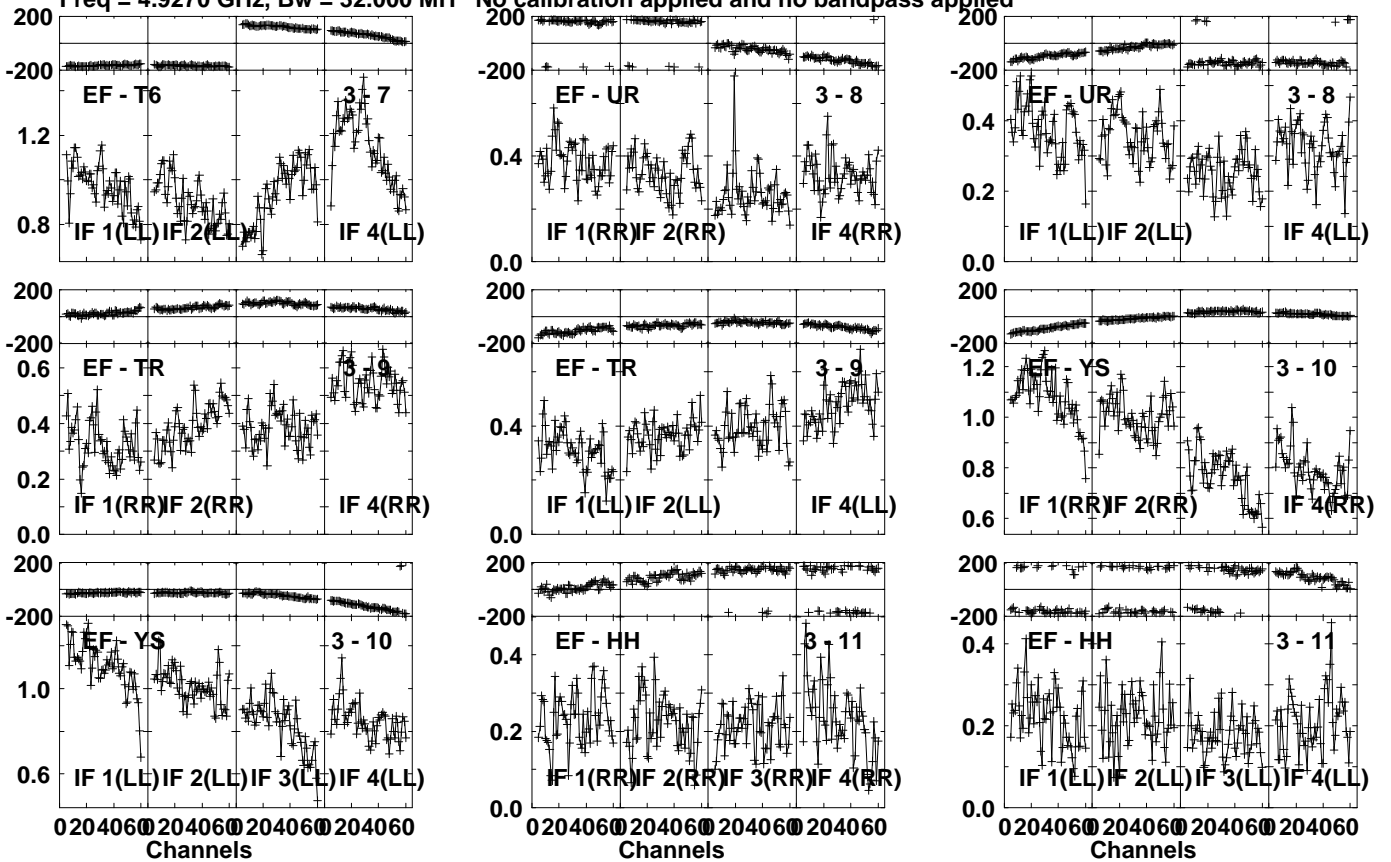
Lower frame: Milli Ampl Jy Top frame: Phas deg
Vector averaged cross-power spectrum Several baselines displayed
Timerange: 00/21:58:11 to 00/22:01:39

Plot file version 30 created 13-MAR-2023 14:51:01

1328+254 ET048C.UVDATA.1

Freq = 4.9270 GHz, Bw = 32.000 MH

No calibration applied and no bandpass applied



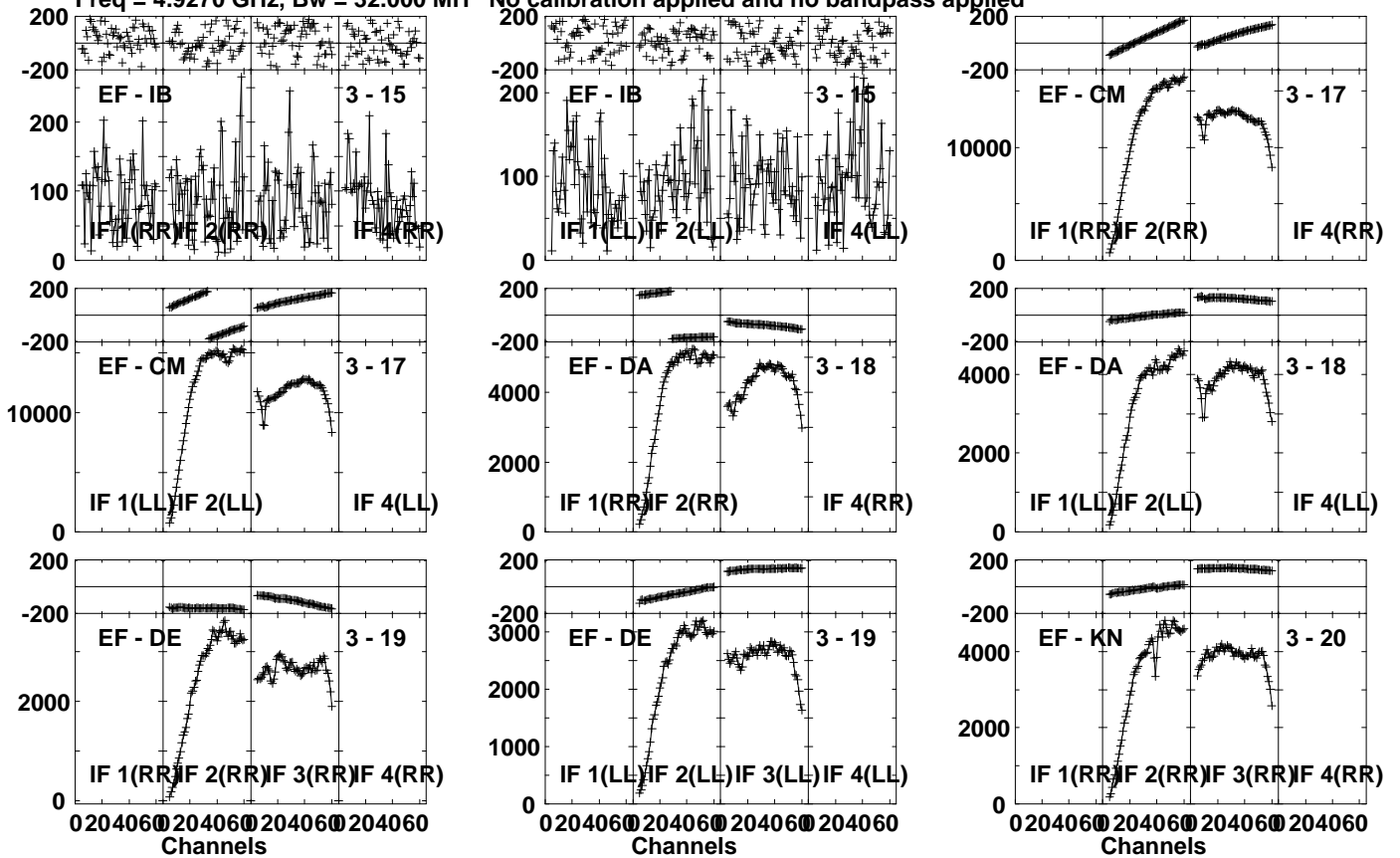
Lower frame: Milli Ampl Jy Top frame: Phas deg
Vector averaged cross-power spectrum Several baselines displayed
Timerange: 00/21:58:11 to 00/22:01:39

Plot file version 31 created 13-MAR-2023 14:51:01

1328+254 ET048C.UVDATA.1

Freq = 4.9270 GHz, Bw = 32.000 MH

No calibration applied and no bandpass applied



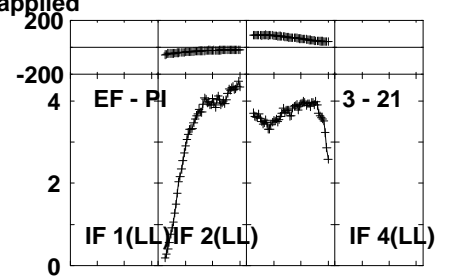
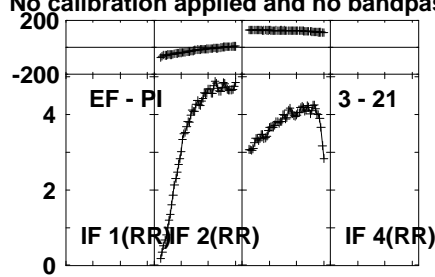
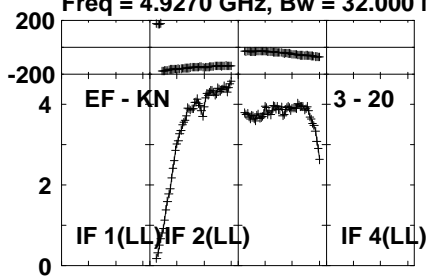
Lower frame: Micro Ampl Jy Top frame: Phas deg
Vector averaged cross-power spectrum Several baselines displayed
Timerange: 00/21:58:11 to 00/22:01:39

Plot file version 32 created 13-MAR-2023 14:51:01

1328+254 ET048C.UVDATA.1

Freq = 4.9270 GHz, Bw = 32.000 MH

No calibration applied and no bandpass applied



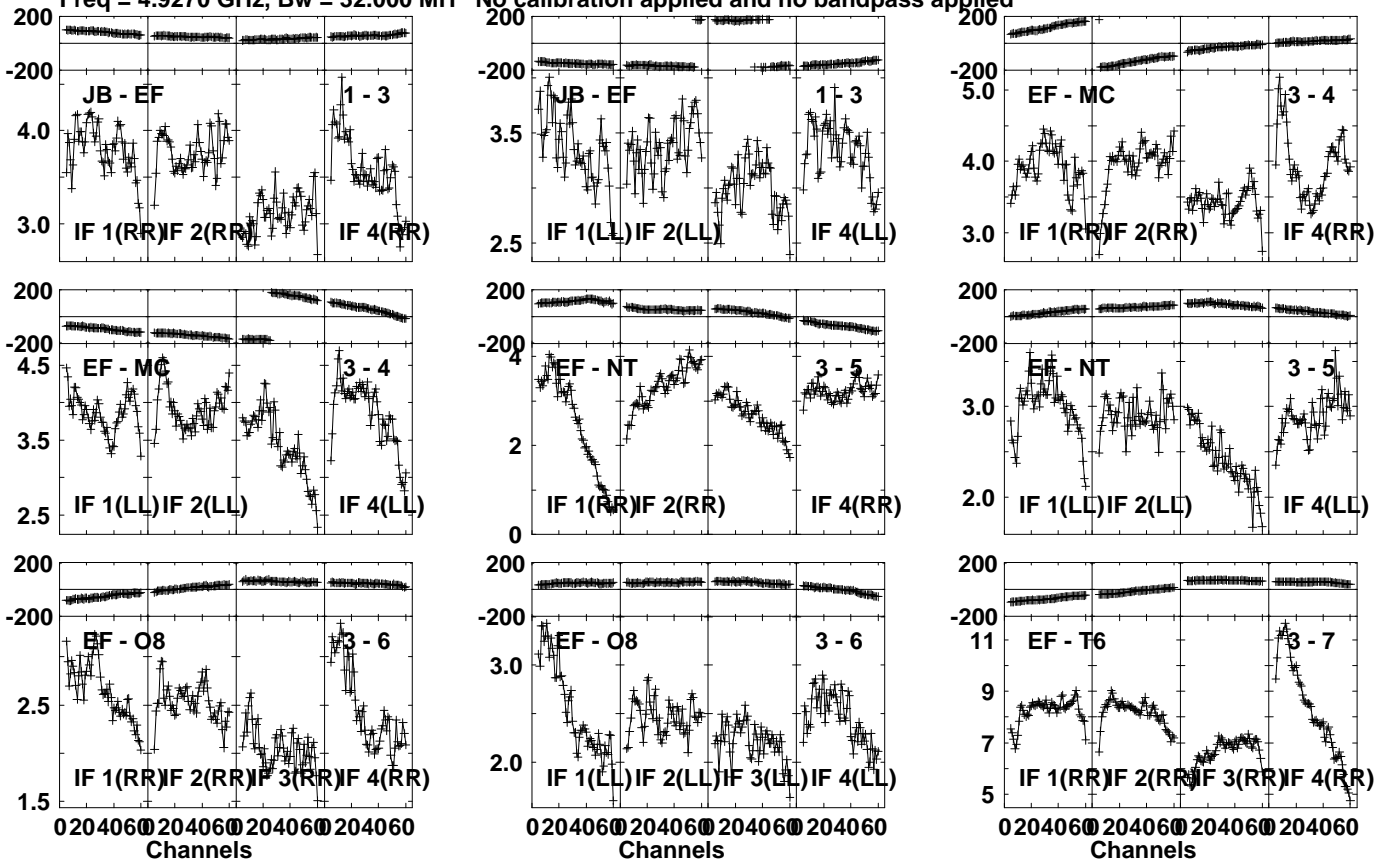
Lower frame: Milli Ampl Jy Top frame: Phas deg
Vector averaged cross-power spectrum Several baselines displayed
Timerange: 00/21:58:11 to 00/22:01:39

Plot file version 33 created 13-MAR-2023 14:51:01

J1333+2725 ET048C.UVDATA.1

Freq = 4.9270 GHz, Bw = 32.000 MH

No calibration applied and no bandpass applied



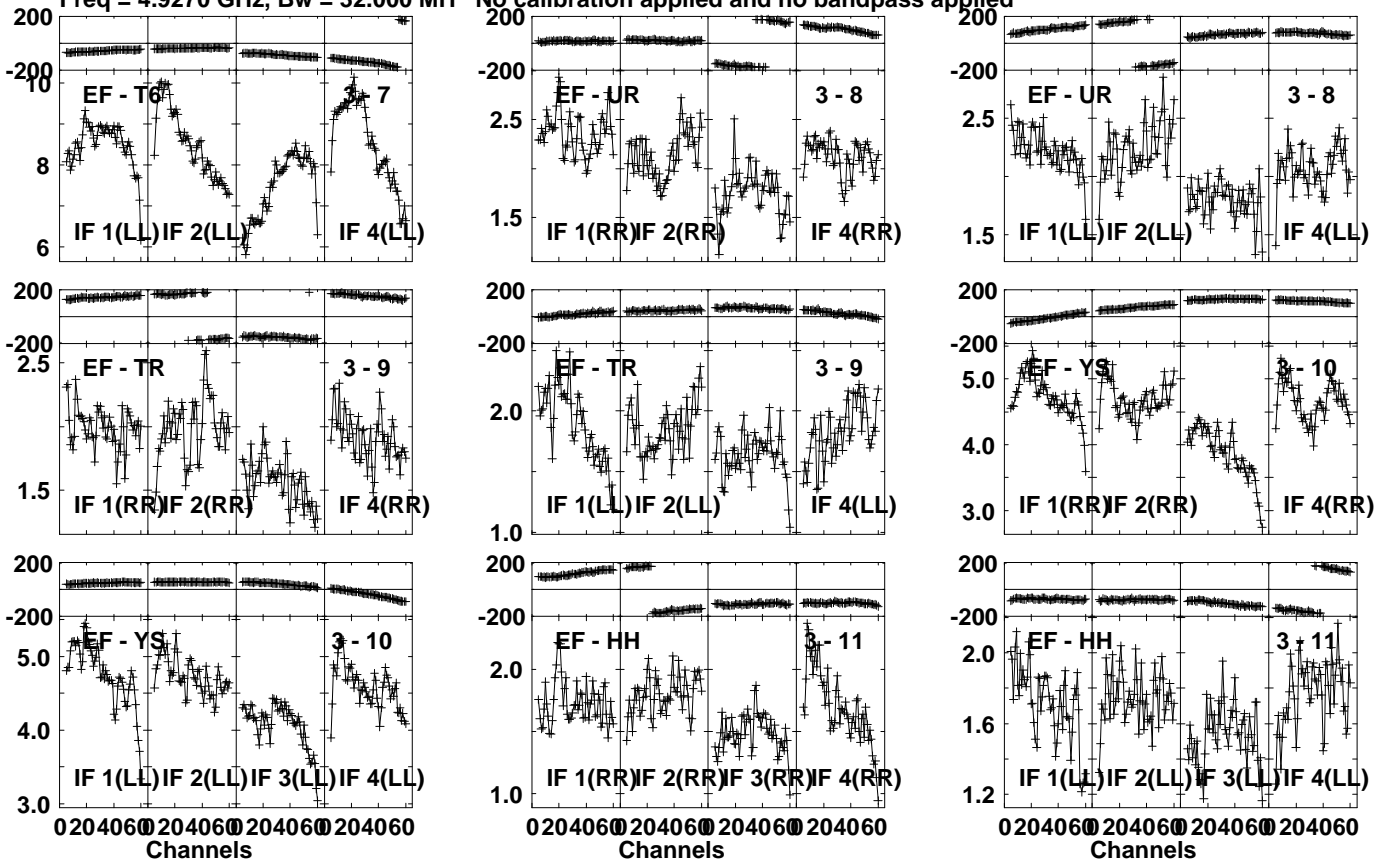
Lower frame: Milli Ampl Jy Top frame: Phas deg
 Vector averaged cross-power spectrum Several baselines displayed
 Timerange: 00/22:01:41 to 00/22:03:09

Plot file version 34 created 13-MAR-2023 14:51:01

J1333+2725 ET048C.UVDATA.1

Freq = 4.9270 GHz, Bw = 32.000 MH

No calibration applied and no bandpass applied



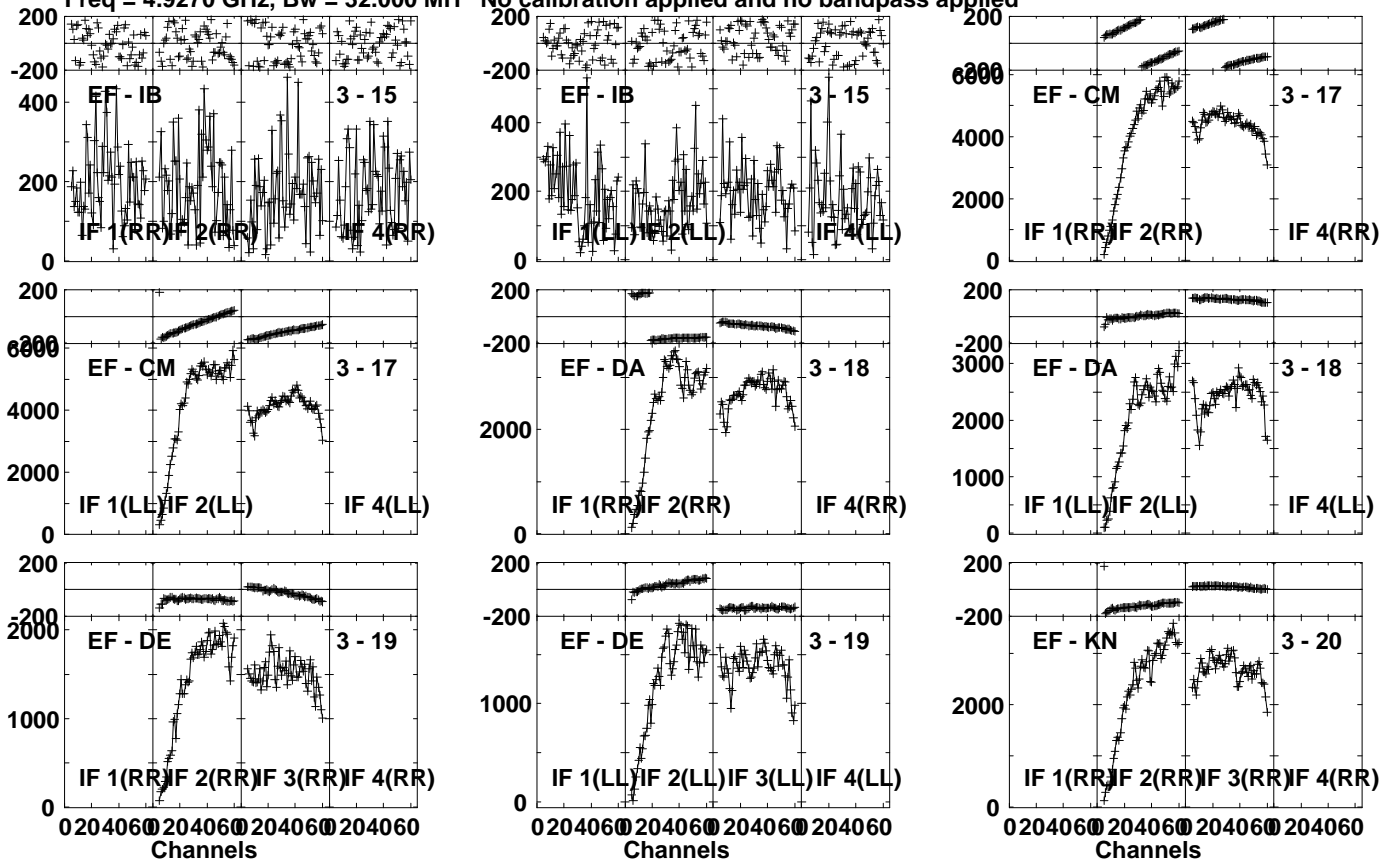
Lower frame: Milli Ampl Jy Top frame: Phas deg
Vector averaged cross-power spectrum Several baselines displayed
Timerange: 00/22:01:41 to 00/22:03:09

Plot file version 35 created 13-MAR-2023 14:51:01

J1333+2725 ET048C.UVDATA.1

Freq = 4.9270 GHz, Bw = 32.000 MH

No calibration applied and no bandpass applied



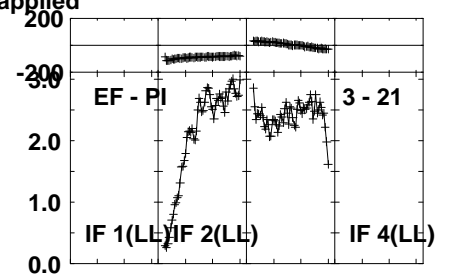
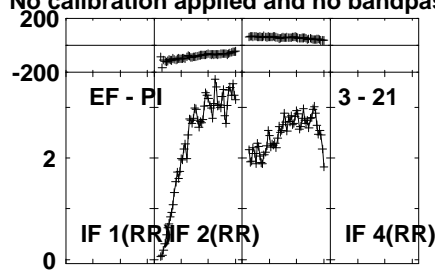
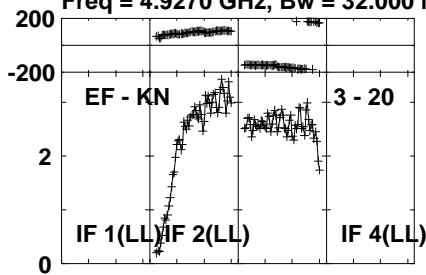
Lower frame: Micro Ampl Jy Top frame: Phas deg
Vector averaged cross-power spectrum Several baselines displayed
Timerange: 00/22:01:41 to 00/22:03:09

Plot file version 36 created 13-MAR-2023 14:51:01

J1333+2725 ET048C.UVDATA.1

Freq = 4.9270 GHz, Bw = 32.000 MH

No calibration applied and no bandpass applied



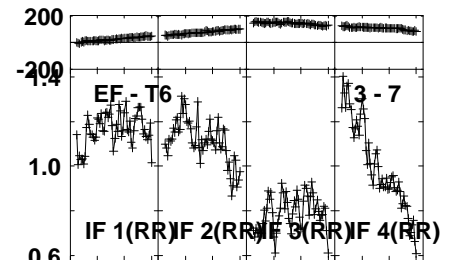
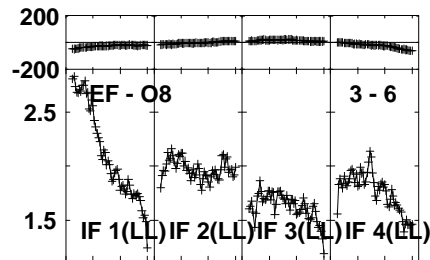
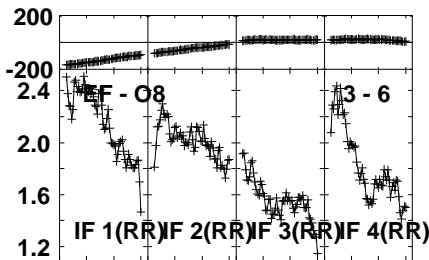
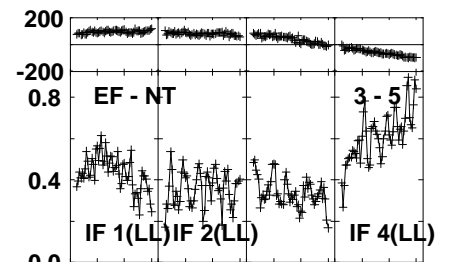
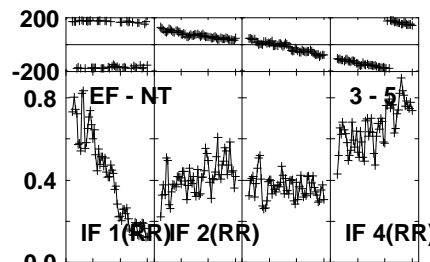
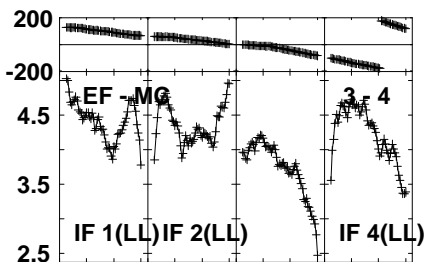
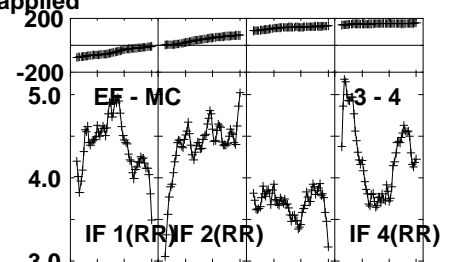
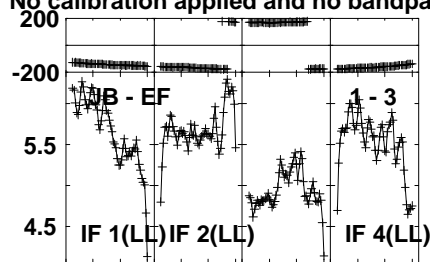
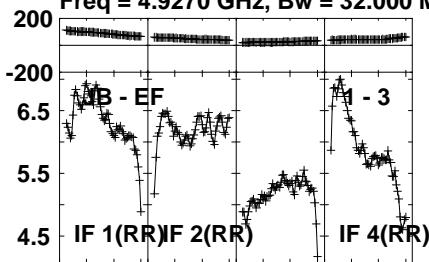
Lower frame: Milli Ampl Jy Top frame: Phas deg
Vector averaged cross-power spectrum Several baselines displayed
Timerange: 00/22:01:41 to 00/22:03:09

Plot file version 37 created 13-MAR-2023 14:51:02

1328+254 ET048C.UVDATA.1

Freq = 4.9270 GHz, Bw = 32.000 MH

No calibration applied and no bandpass applied



0204060 204060 204060 204060
Channels

0204060 204060 204060 204060
Channels

0204060 204060 204060 204060
Channels

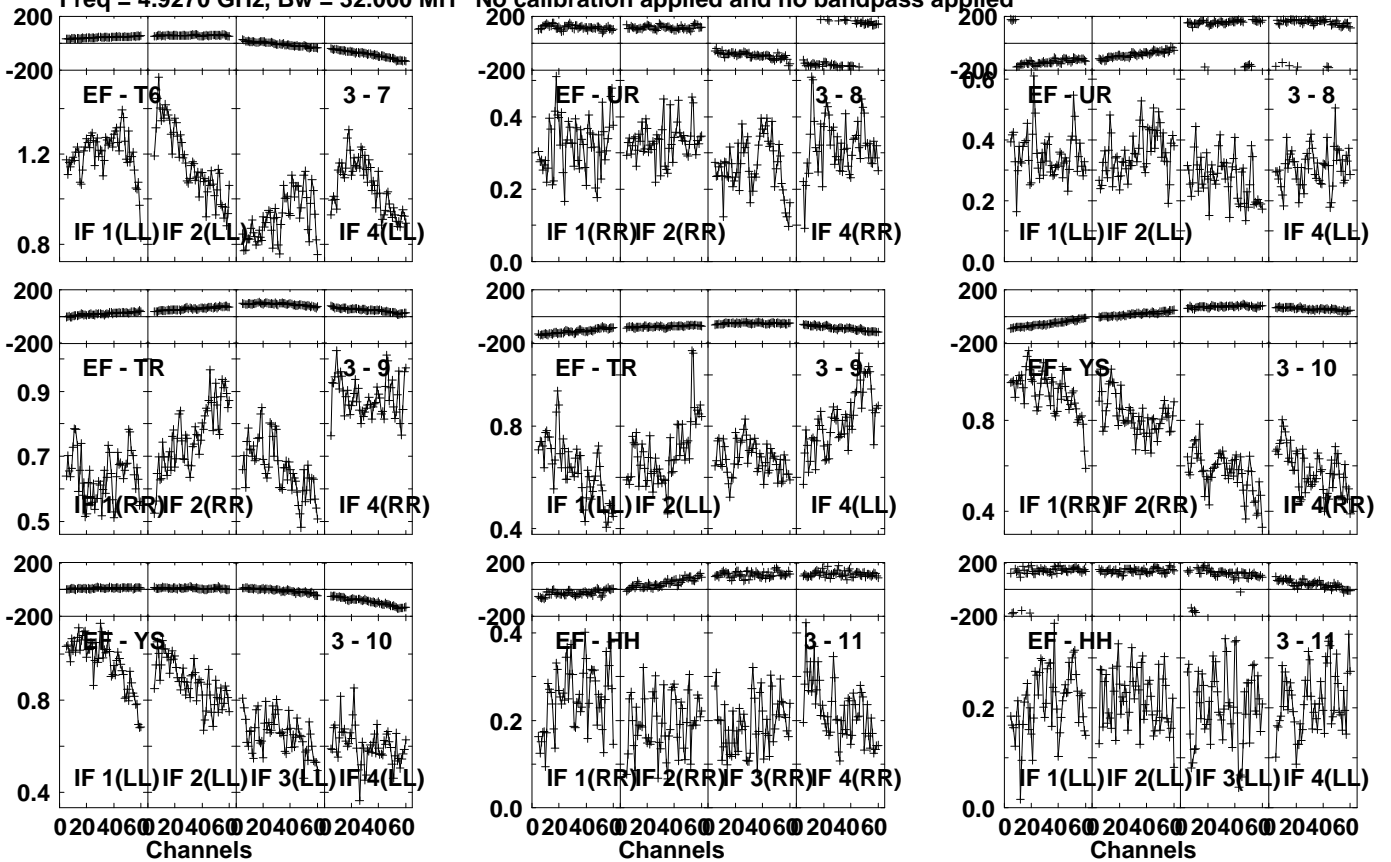
Lower frame: Milli Ampl Jy Top frame: Phas deg
Vector averaged cross-power spectrum Several baselines displayed
Timerange: 00/22:03:11 to 00/22:06:39

Plot file version 38 created 13-MAR-2023 14:51:02

1328+254 ET048C.UVDATA.1

Freq = 4.9270 GHz, Bw = 32.000 MH

No calibration applied and no bandpass applied



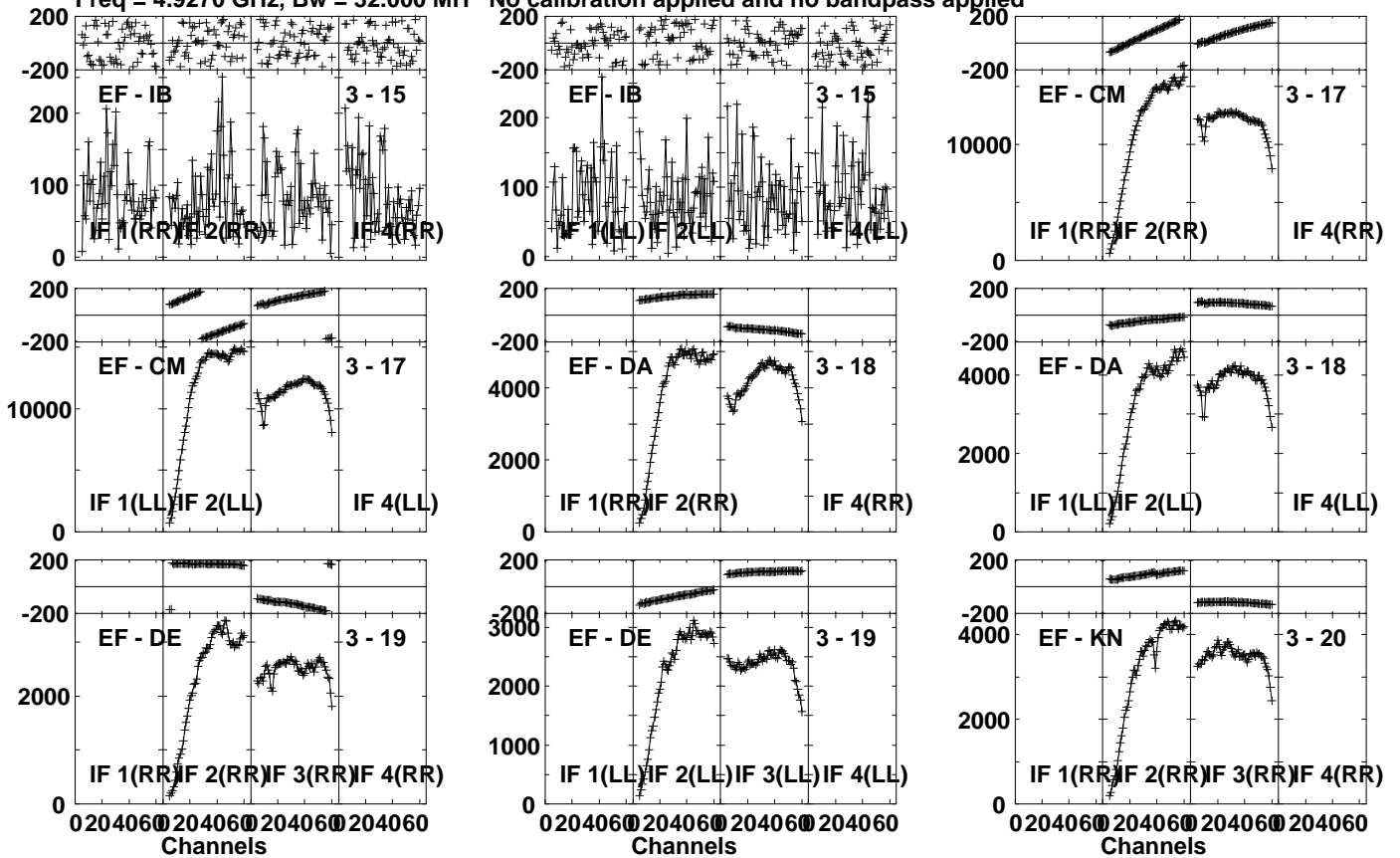
Lower frame: Milli Ampl Jy Top frame: Phas deg
Vector averaged cross-power spectrum Several baselines displayed
Timerange: 00/22:03:11 to 00/22:06:39

Plot file version 39 created 13-MAR-2023 14:51:02

1328+254 ET048C.UVDATA.1

Freq = 4.9270 GHz, Bw = 32.000 MH

No calibration applied and no bandpass applied



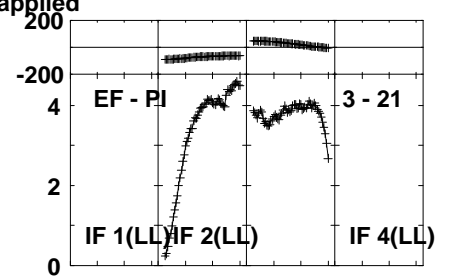
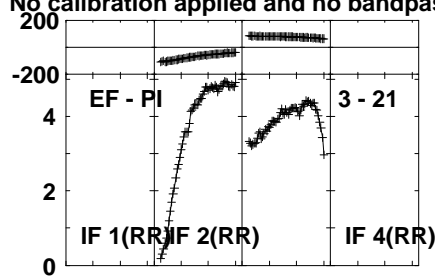
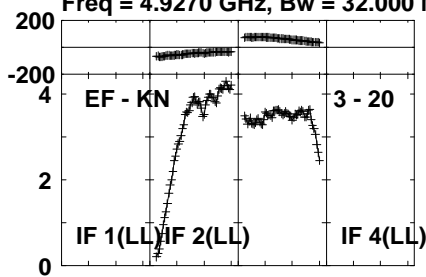
Lower frame: Micro Ampl Jy Top frame: Phas deg
Vector averaged cross-power spectrum Several baselines displayed
Timerange: 00/22:03:11 to 00/22:06:39

Plot file version 40 created 13-MAR-2023 14:51:02

1328+254 ET048C.UVDATA.1

Freq = 4.9270 GHz, Bw = 32.000 MH

No calibration applied and no bandpass applied



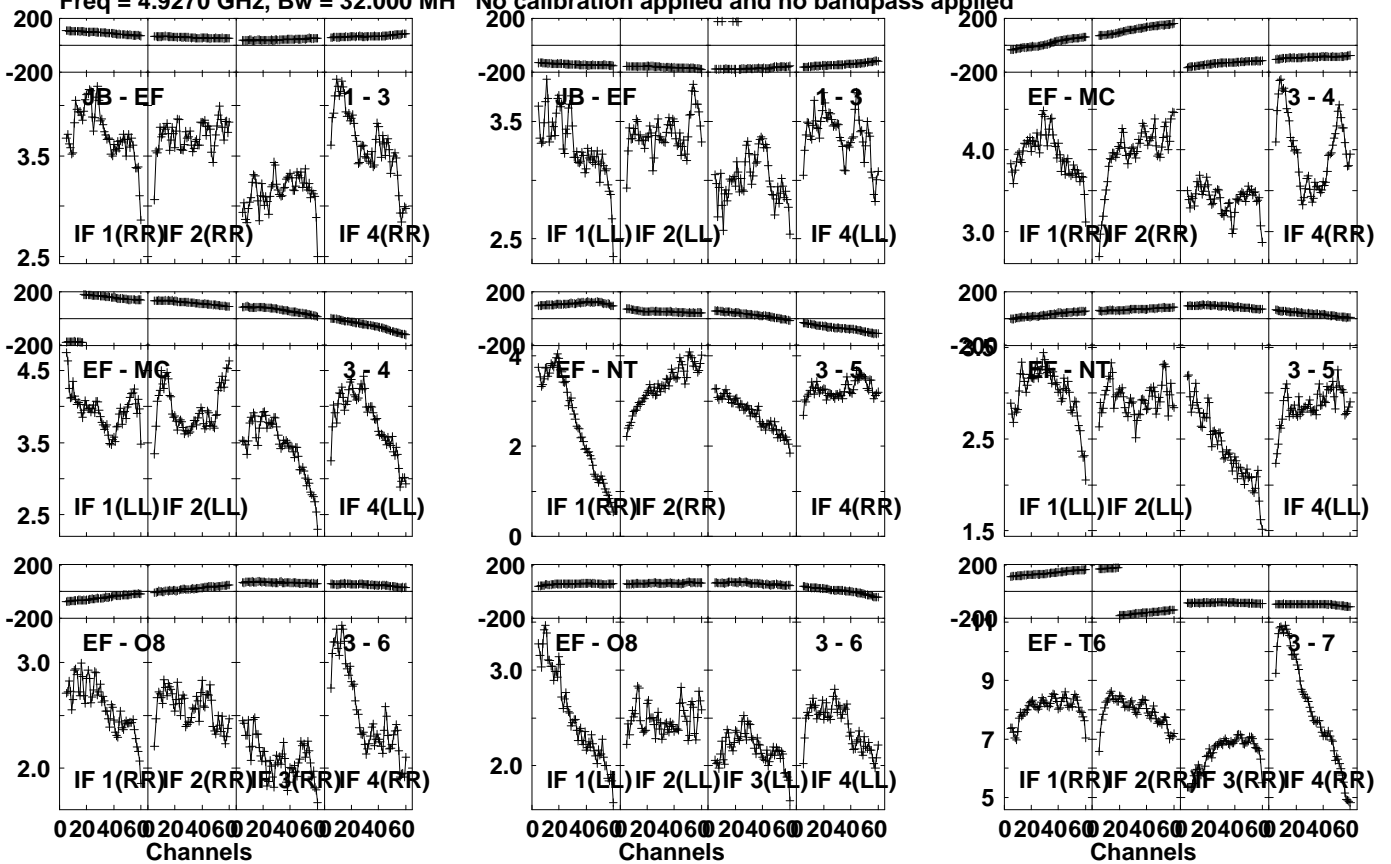
Lower frame: Milli Ampl Jy Top frame: Phas deg
Vector averaged cross-power spectrum Several baselines displayed
Timerange: 00/22:03:11 to 00/22:06:39

Plot file version 41 created 13-MAR-2023 14:51:02

J1333+2725 ET048C.UVDATA.1

Freq = 4.9270 GHz, Bw = 32.000 MH

No calibration applied and no bandpass applied



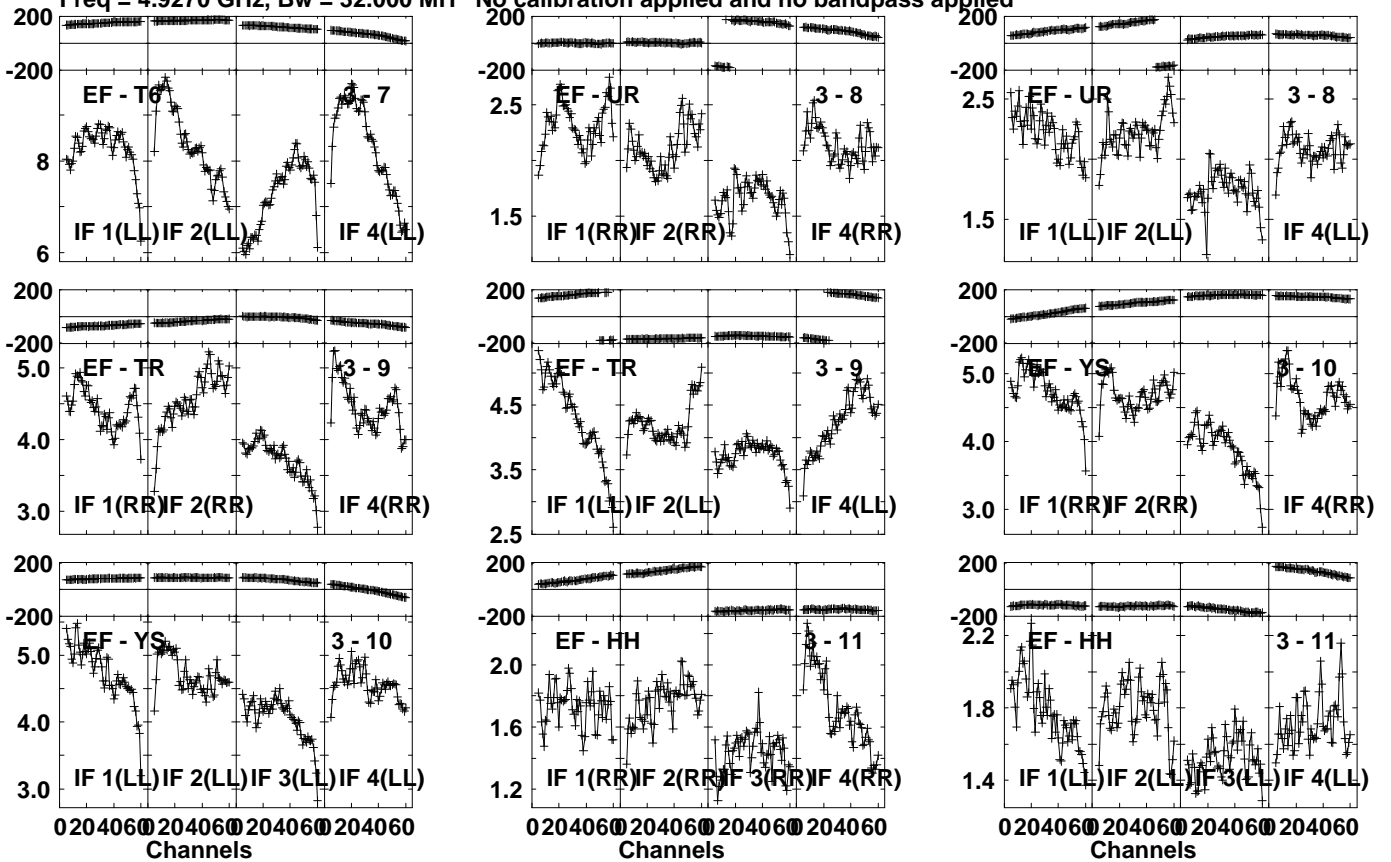
Lower frame: Milli Ampl Jy Top frame: Phas deg
Vector averaged cross-power spectrum Several baselines displayed
Timerange: 00/22:07:21 to 00/22:08:49

Plot file version 42 created 13-MAR-2023 14:51:02

J1333+2725 ET048C.UVDATA.1

Freq = 4.9270 GHz, Bw = 32.000 MH

No calibration applied and no bandpass applied



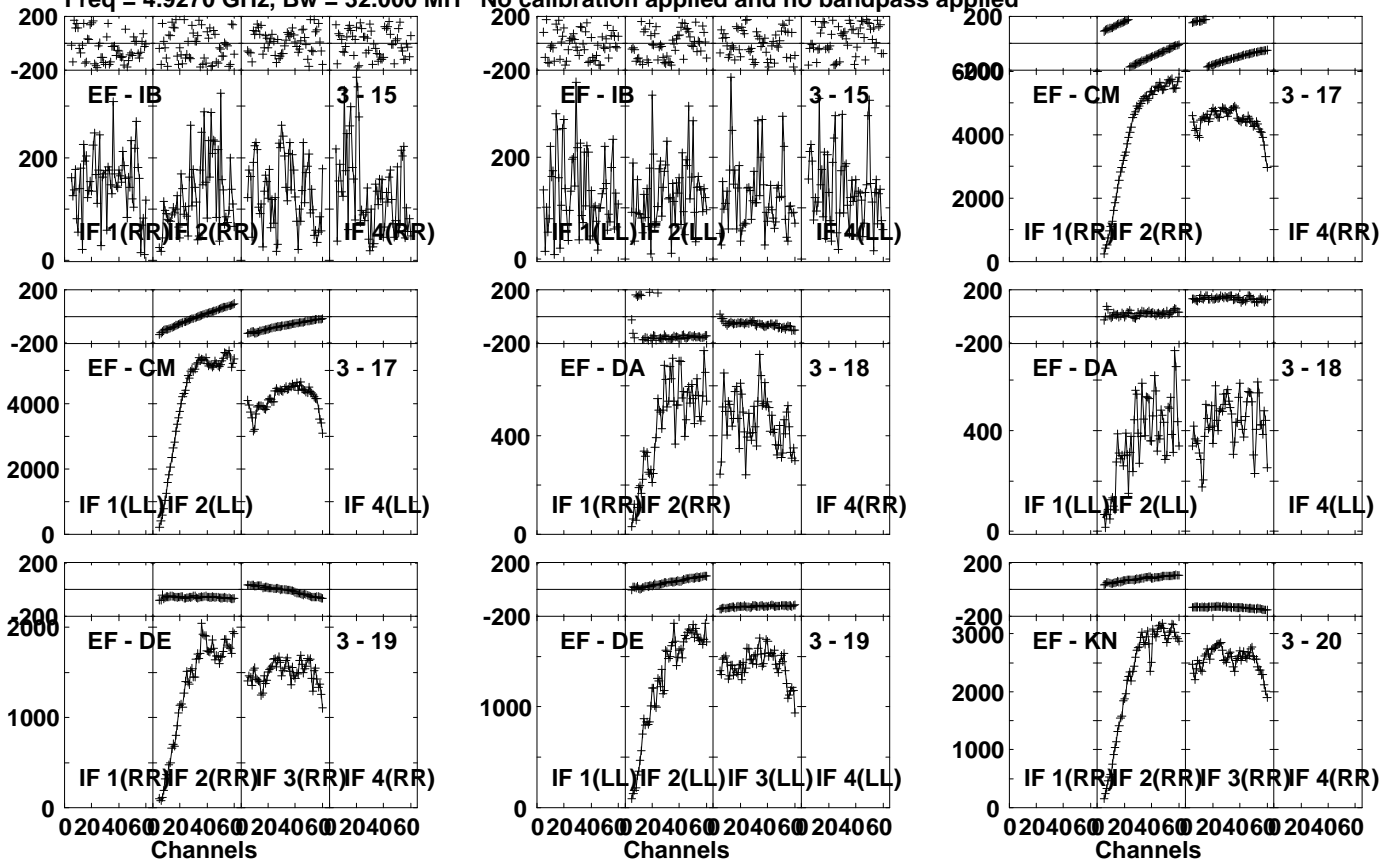
Lower frame: Milli Ampl Jy Top frame: Phas deg
 Vector averaged cross-power spectrum Several baselines displayed
 Timerange: 00/22:07:21 to 00/22:08:49

Plot file version 43 created 13-MAR-2023 14:51:02

J1333+2725 ET048C.UVDATA.1

Freq = 4.9270 GHz, Bw = 32.000 MH

No calibration applied and no bandpass applied



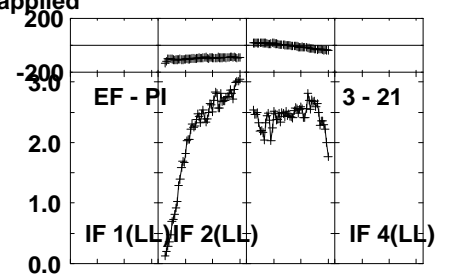
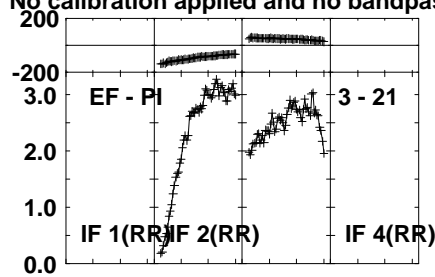
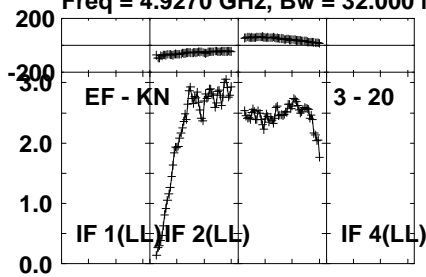
Lower frame: Micro Ampl Jy Top frame: Phas deg
Vector averaged cross-power spectrum Several baselines displayed
Timerange: 00/22:07:21 to 00/22:08:49

Plot file version 44 created 13-MAR-2023 14:51:03

J1333+2725 ET048C.UVDATA.1

Freq = 4.9270 GHz, Bw = 32.000 MH

No calibration applied and no bandpass applied



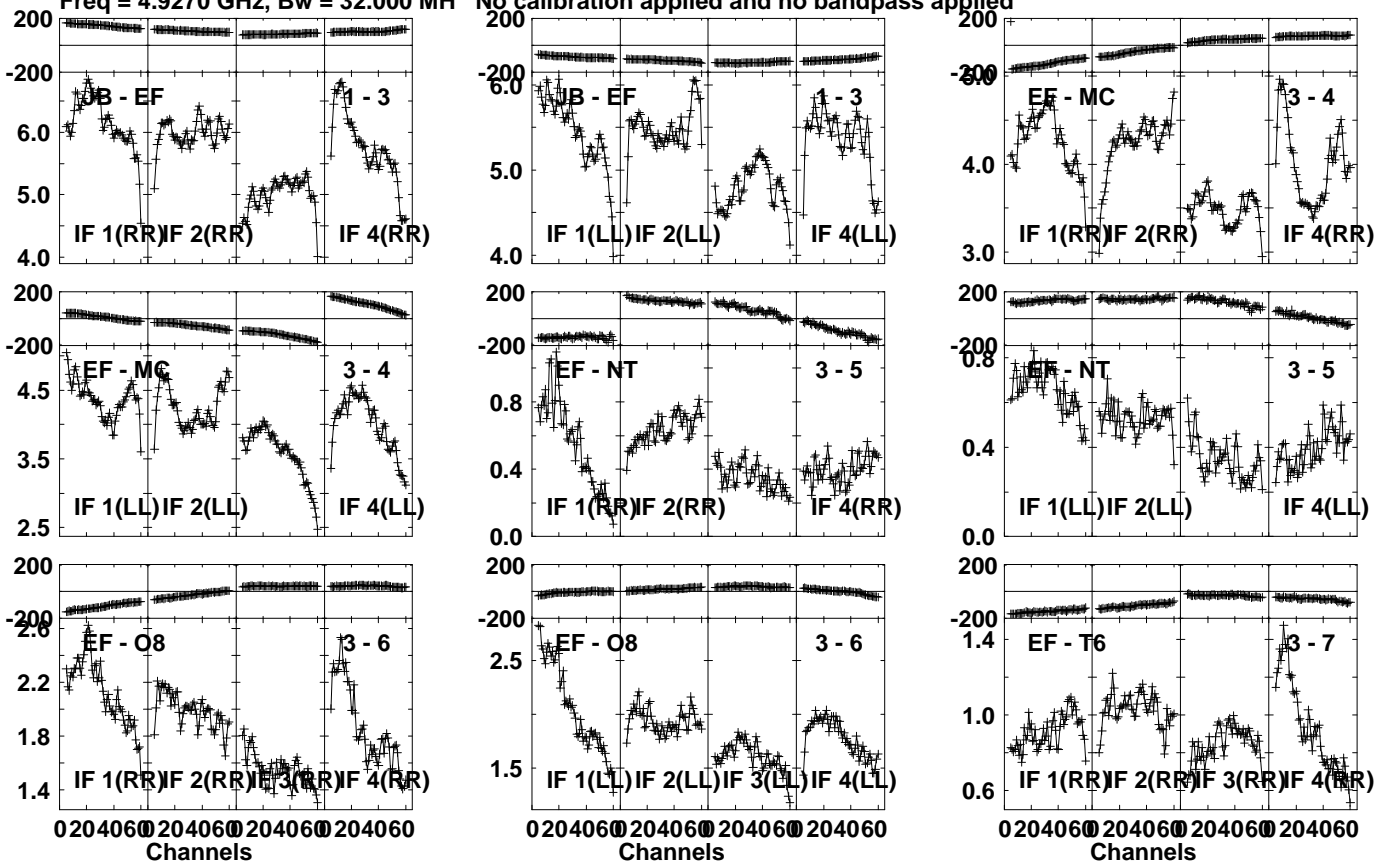
Lower frame: Milli Ampl Jy Top frame: Phas deg
Vector averaged cross-power spectrum Several baselines displayed
Timerange: 00/22:07:21 to 00/22:08:49

Plot file version 45 created 13-MAR-2023 14:51:03

1328+254 ET048C.UVDATA.1

Freq = 4.9270 GHz, Bw = 32.000 MH

No calibration applied and no bandpass applied



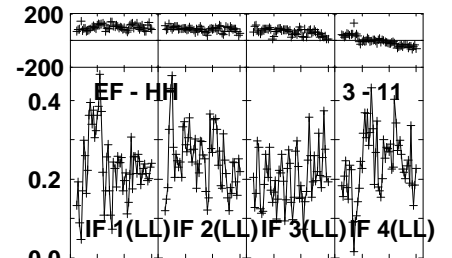
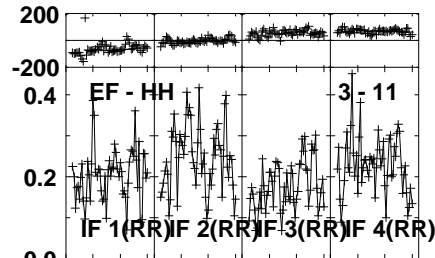
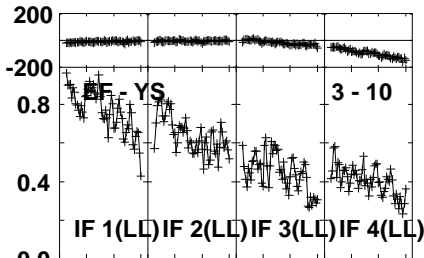
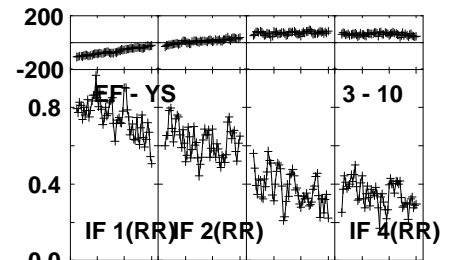
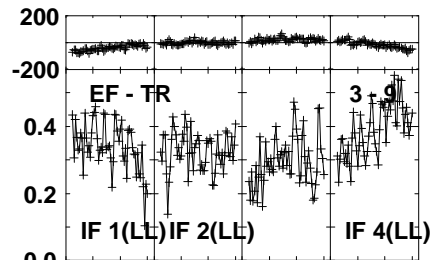
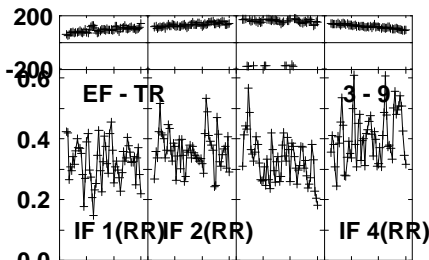
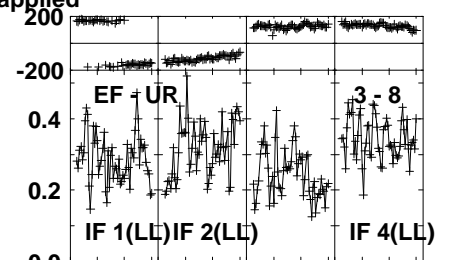
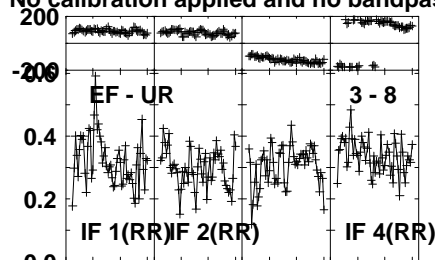
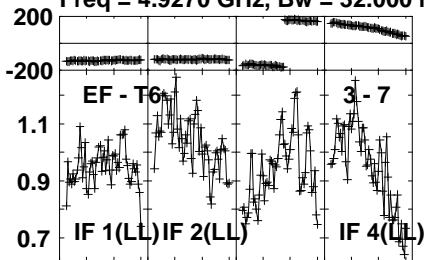
Lower frame: Milli Ampl Jy Top frame: Phas deg
Vector averaged cross-power spectrum Several baselines displayed
Timerange: 00/22:08:51 to 00/22:12:19

Plot file version 46 created 13-MAR-2023 14:51:03

1328+254 ET048C.UVDATA.1

Freq = 4.9270 GHz, Bw = 32.000 MH

No calibration applied and no bandpass applied



0204060 204060 204060 204060
Channels

0204060 204060 204060 204060
Channels

0204060 204060 204060 204060
Channels

Lower frame: Milli Ampl Jy Top frame: Phas deg

Vector averaged cross-power spectrum Several baselines displayed

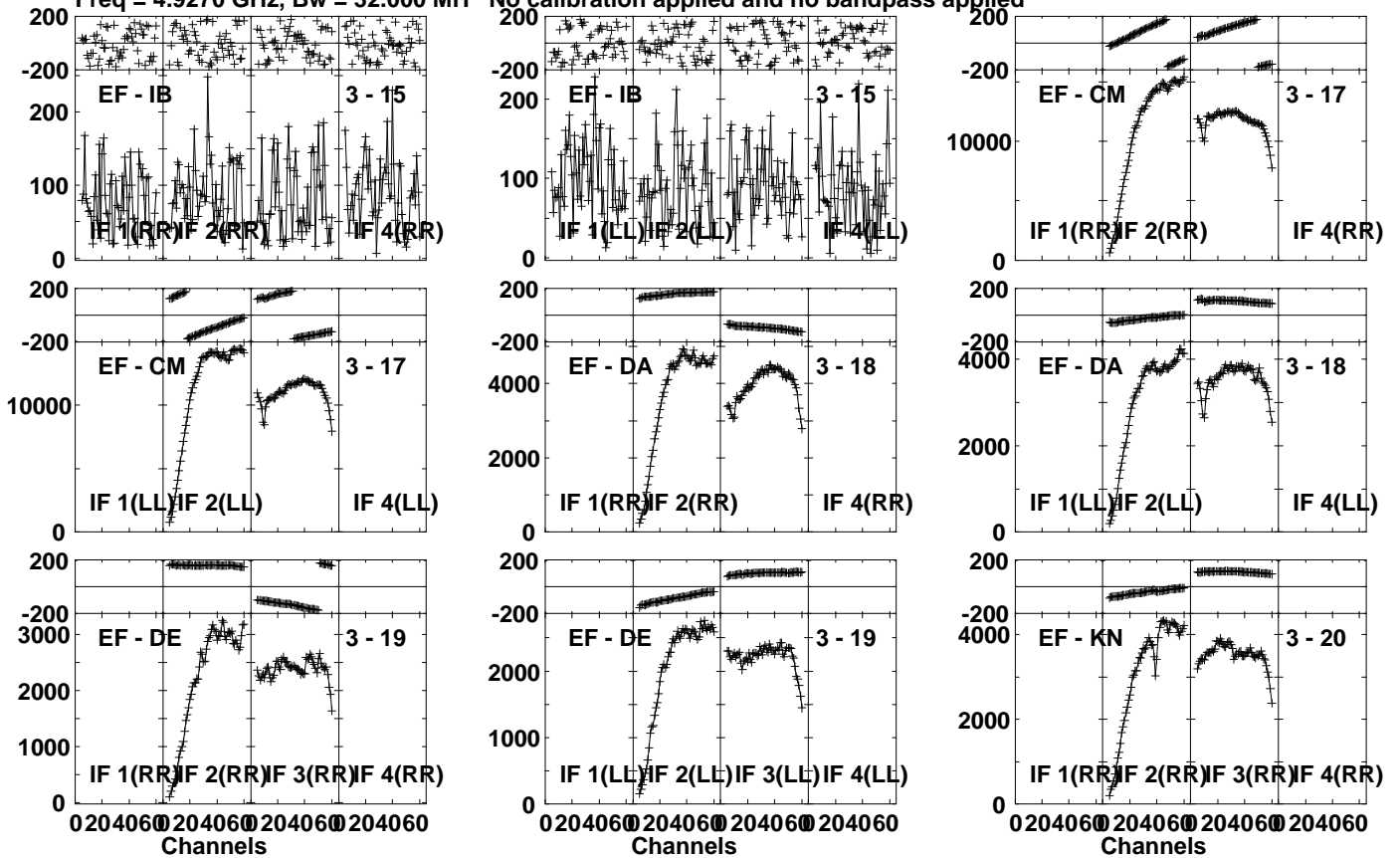
Timerange: 00/22:08:51 to 00/22:12:19

Plot file version 47 created 13-MAR-2023 14:51:03

1328+254 ET048C.UVDATA.1

Freq = 4.9270 GHz, Bw = 32.000 MH

No calibration applied and no bandpass applied



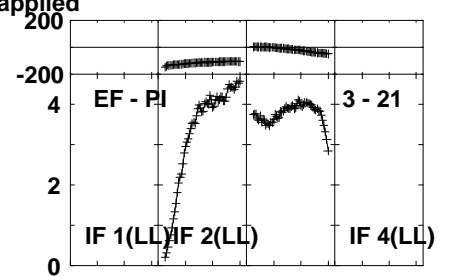
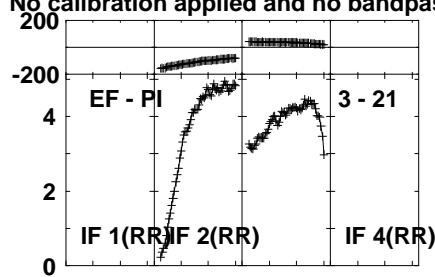
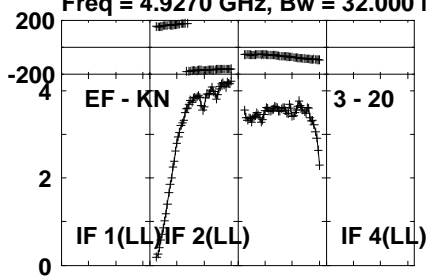
Lower frame: Micro Ampl Jy Top frame: Phas deg
Vector averaged cross-power spectrum Several baselines displayed
Timerange: 00/22:08:51 to 00/22:12:19

Plot file version 48 created 13-MAR-2023 14:51:03

1328+254 ET048C.UVDATA.1

Freq = 4.9270 GHz, Bw = 32.000 MH

No calibration applied and no bandpass applied



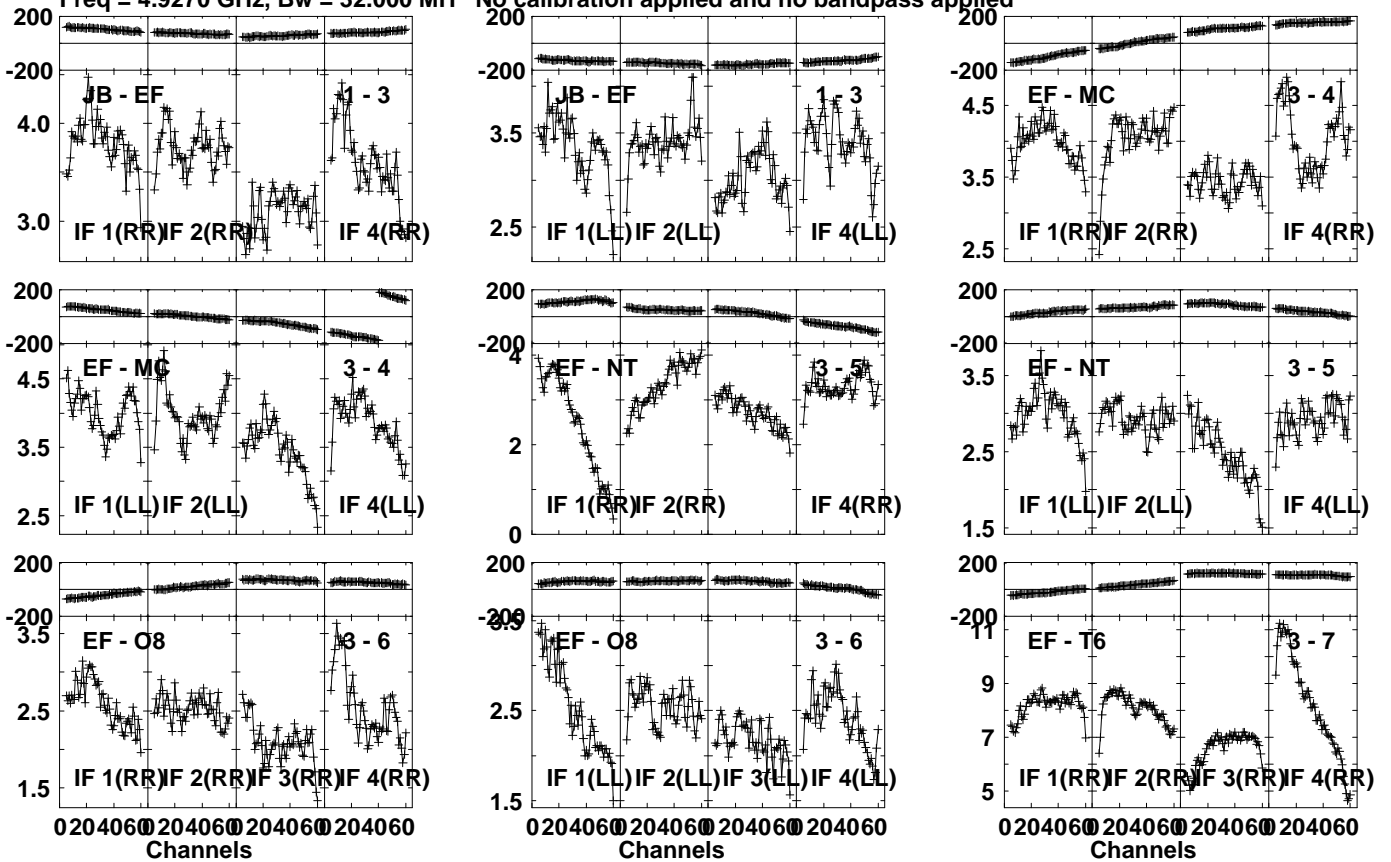
Lower frame: Milli Ampl Jy Top frame: Phas deg
Vector averaged cross-power spectrum Several baselines displayed
Timerange: 00/22:08:51 to 00/22:12:19

Plot file version 49 created 13-MAR-2023 14:51:03

J1333+2725 ET048C.UVDATA.1

Freq = 4.9270 GHz, Bw = 32.000 MH

No calibration applied and no bandpass applied



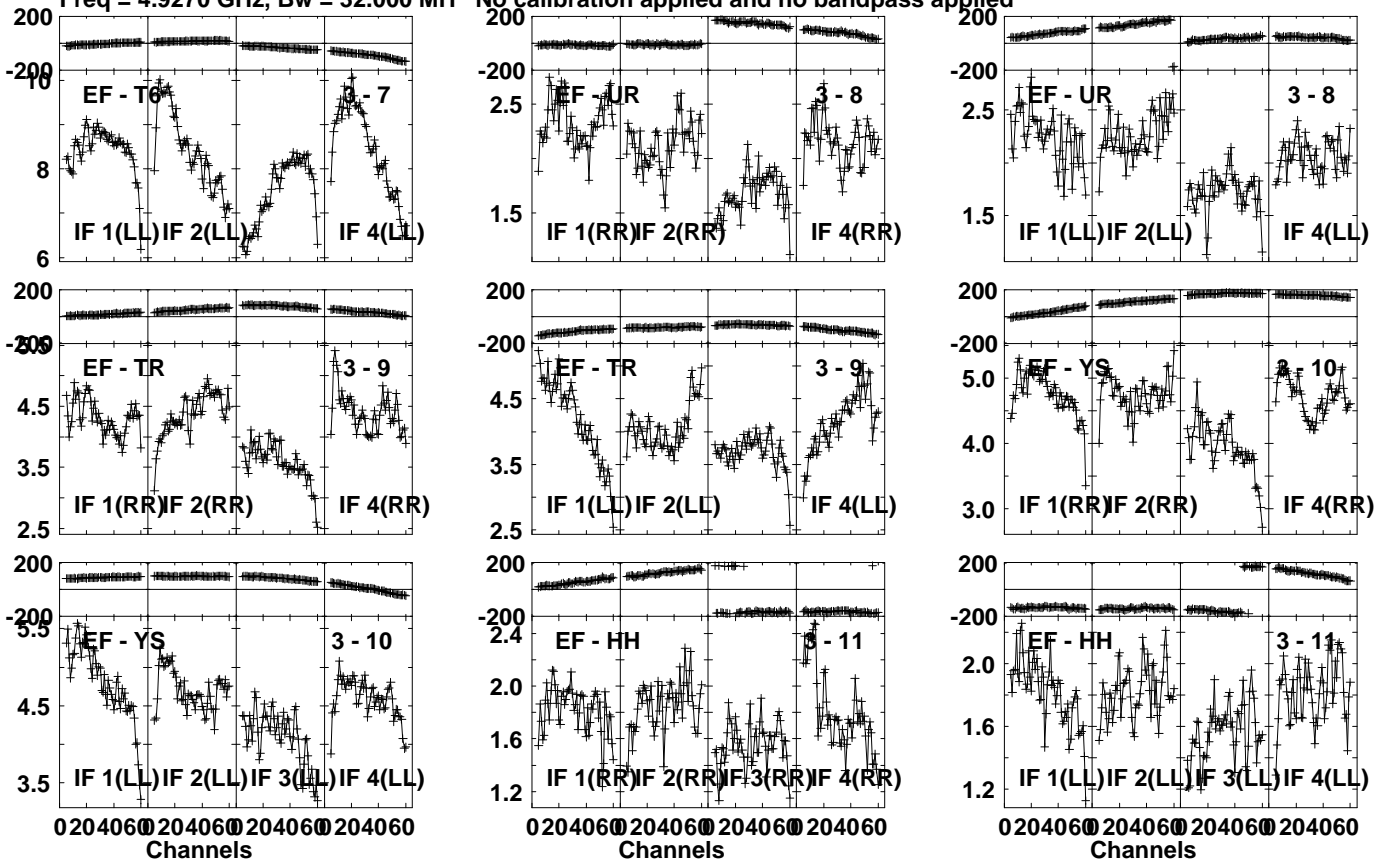
Lower frame: Milli Ampl Jy Top frame: Phas deg
Vector averaged cross-power spectrum Several baselines displayed
Timerange: 00/22:12:21 to 00/22:13:49

Plot file version 50 created 13-MAR-2023 14:51:03

J1333+2725 ET048C.UVDATA.1

Freq = 4.9270 GHz, Bw = 32.000 MH

No calibration applied and no bandpass applied



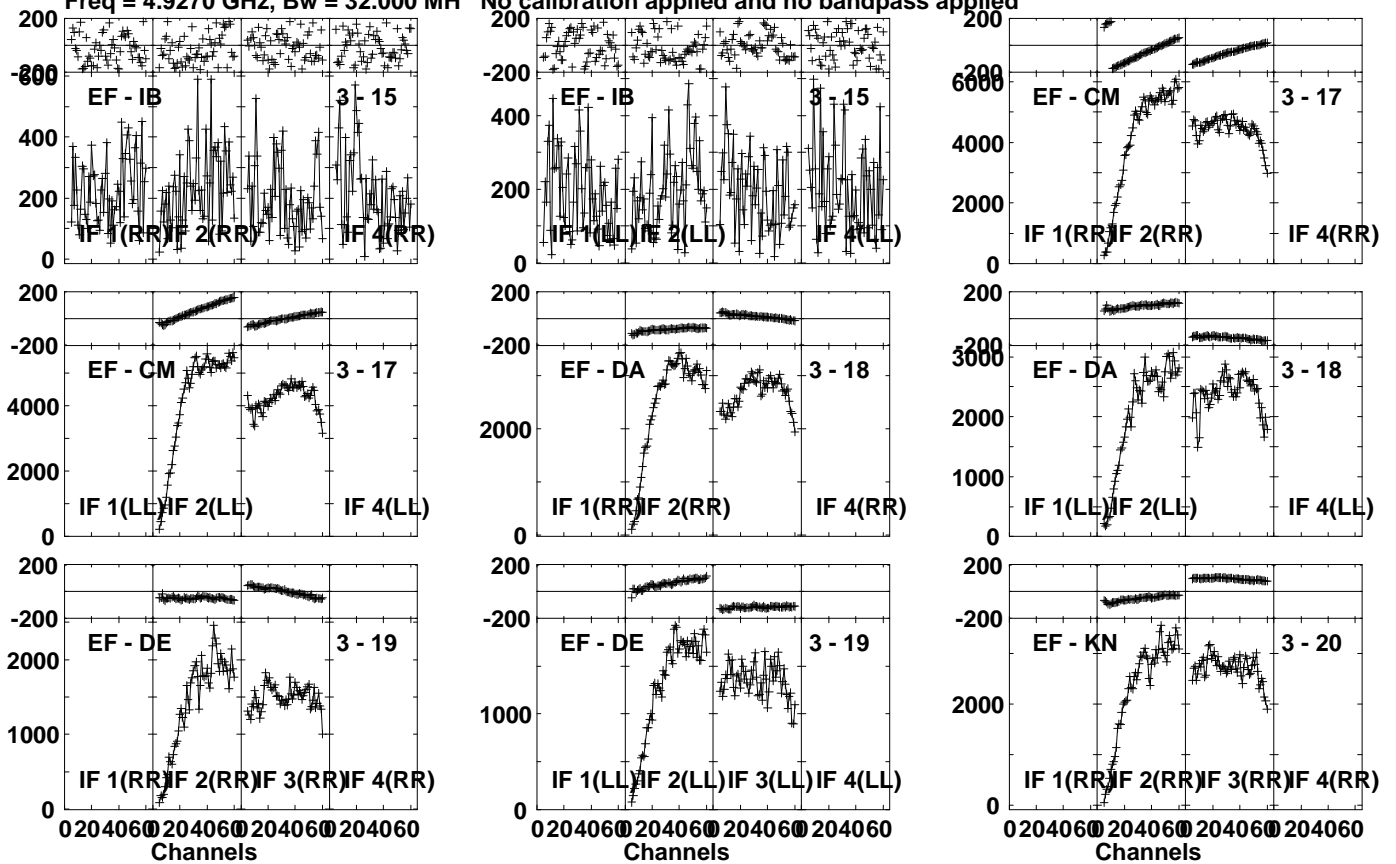
Lower frame: Milli Ampl Jy Top frame: Phas deg
Vector averaged cross-power spectrum Several baselines displayed
Timerange: 00/22:12:21 to 00/22:13:49

Plot file version 51 created 13-MAR-2023 14:51:04

J1333+2725 ET048C.UVDATA.1

Freq = 4.9270 GHz, Bw = 32.000 MH

No calibration applied and no bandpass applied



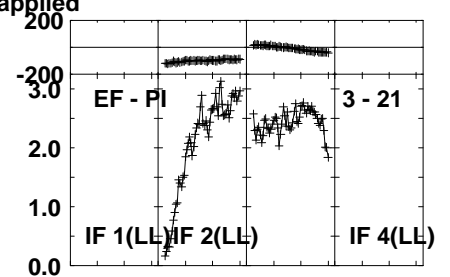
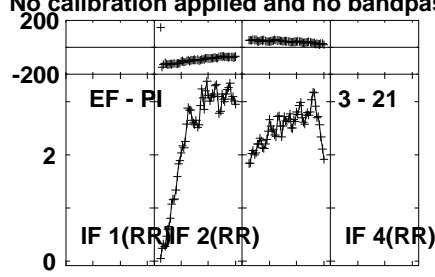
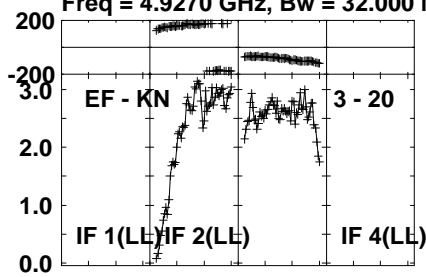
Lower frame: Micro Ampl Jy Top frame: Phas deg
Vector averaged cross-power spectrum Several baselines displayed
Timerange: 00/22:12:21 to 00/22:13:49

Plot file version 52 created 13-MAR-2023 14:51:04

J1333+2725 ET048C.UVDATA.1

Freq = 4.9270 GHz, Bw = 32.000 MH

No calibration applied and no bandpass applied



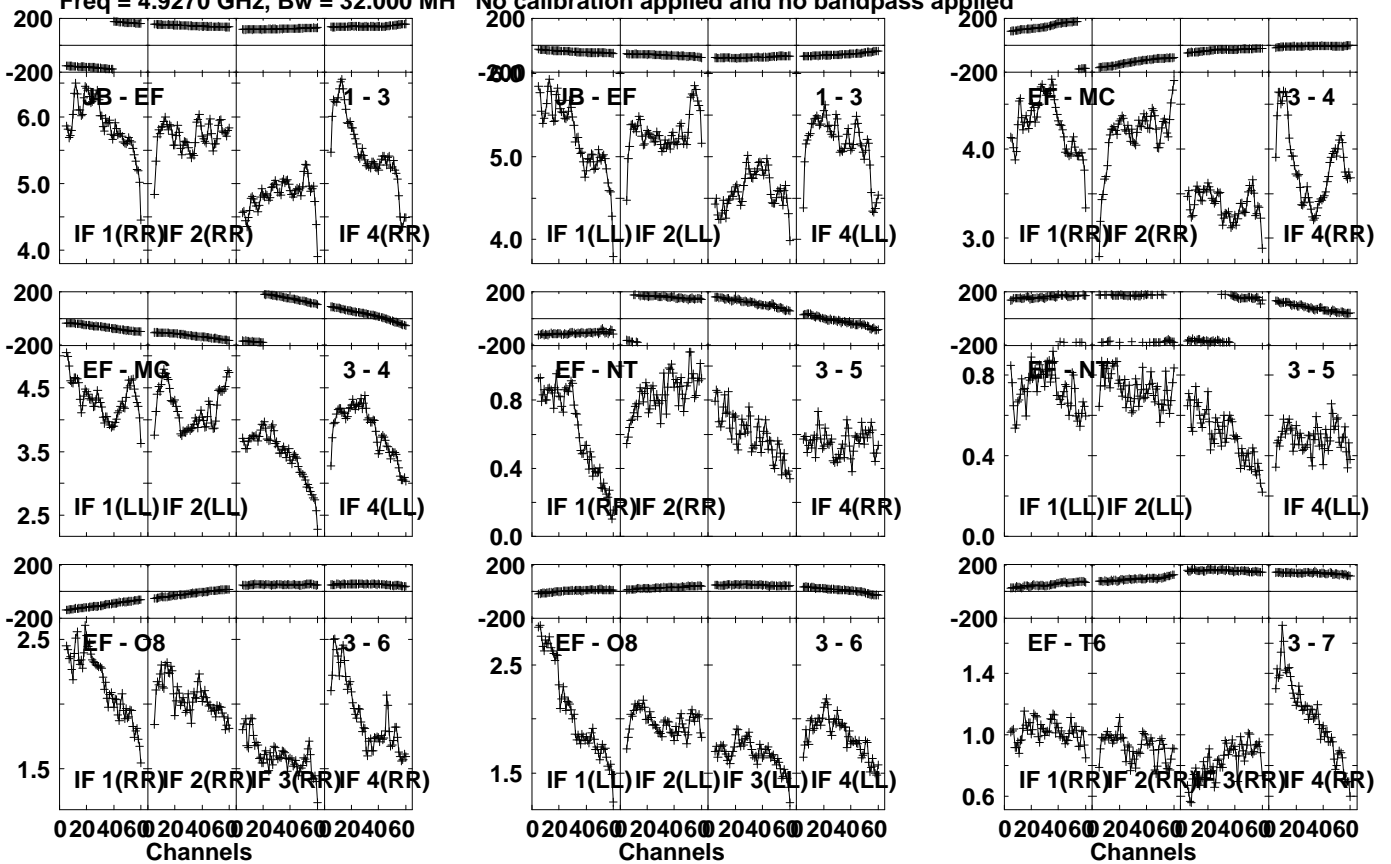
Lower frame: Milli Ampl Jy Top frame: Phas deg
Vector averaged cross-power spectrum Several baselines displayed
Timerange: 00/22:12:21 to 00/22:13:49

Plot file version 53 created 13-MAR-2023 14:51:04

1328+254 ET048C.UVDATA.1

Freq = 4.9270 GHz, Bw = 32.000 MH

No calibration applied and no bandpass applied



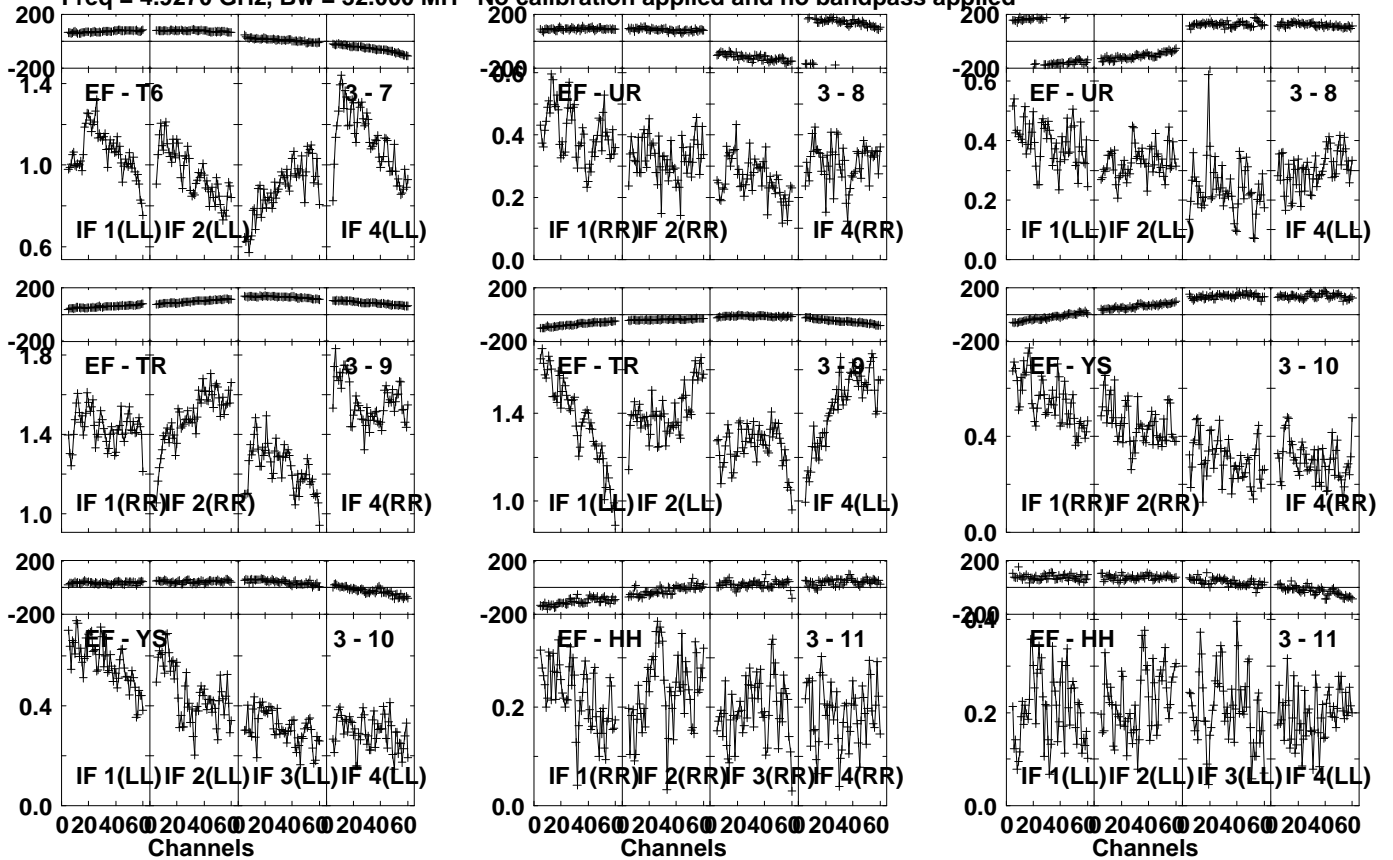
Lower frame: Milli Ampl Jy Top frame: Phas deg
Vector averaged cross-power spectrum Several baselines displayed
Timerange: 00/22:13:53 to 00/22:17:19

Plot file version 54 created 13-MAR-2023 14:51:04

1328+254 ET048C.UVDATA.1

Freq = 4.9270 GHz, Bw = 32.000 MH

No calibration applied and no bandpass applied



Lower frame: Milli Ampl Jy Top frame: Phas deg

Vector averaged cross-power spectrum Several baselines displayed

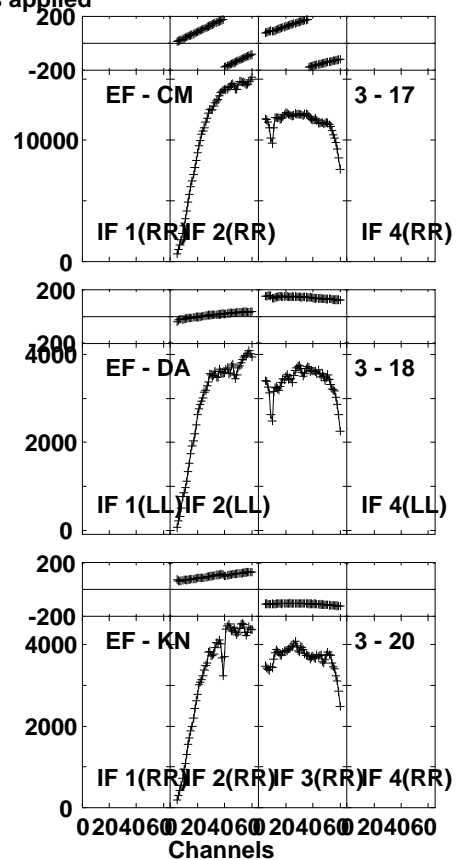
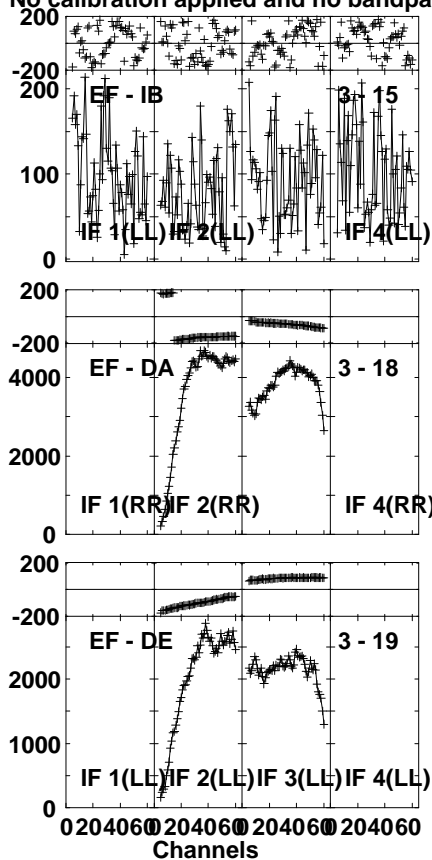
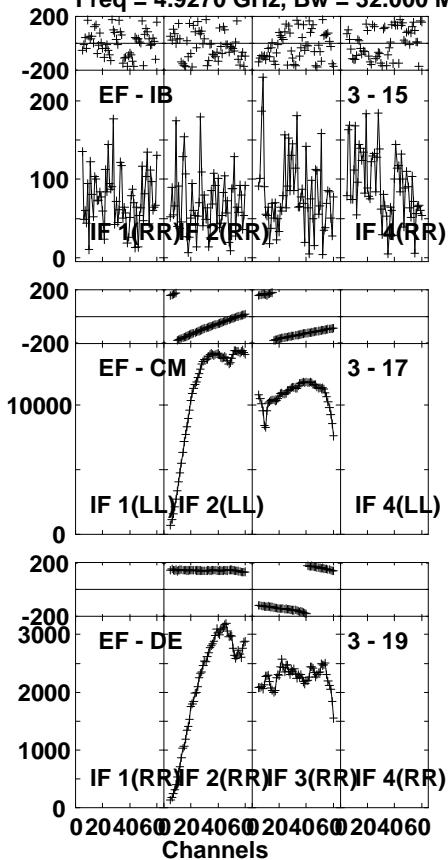
Timerange: 00/22:13:53 to 00/22:17:19

Plot file version 55 created 13-MAR-2023 14:51:04

1328+254 ET048C.UVDATA.1

Freq = 4.9270 GHz, Bw = 32.000 MH

No calibration applied and no bandpass applied



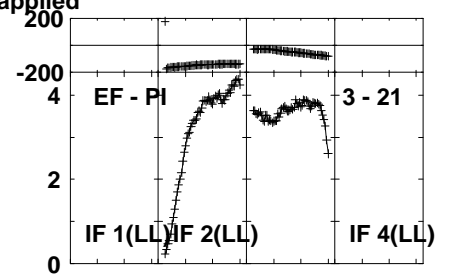
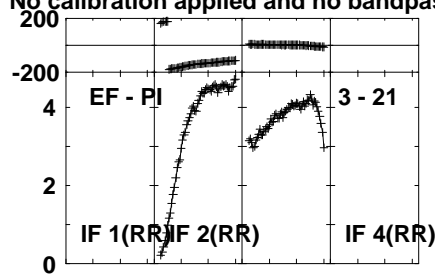
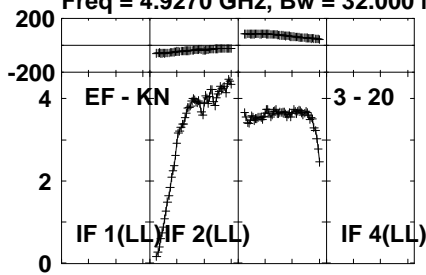
Lower frame: Micro Ampl Jy Top frame: Phas deg
Vector averaged cross-power spectrum Several baselines displayed
Timerange: 00/22:13:53 to 00/22:17:19

Plot file version 56 created 13-MAR-2023 14:51:04

1328+254 ET048C.UVDATA.1

Freq = 4.9270 GHz, Bw = 32.000 MH

No calibration applied and no bandpass applied



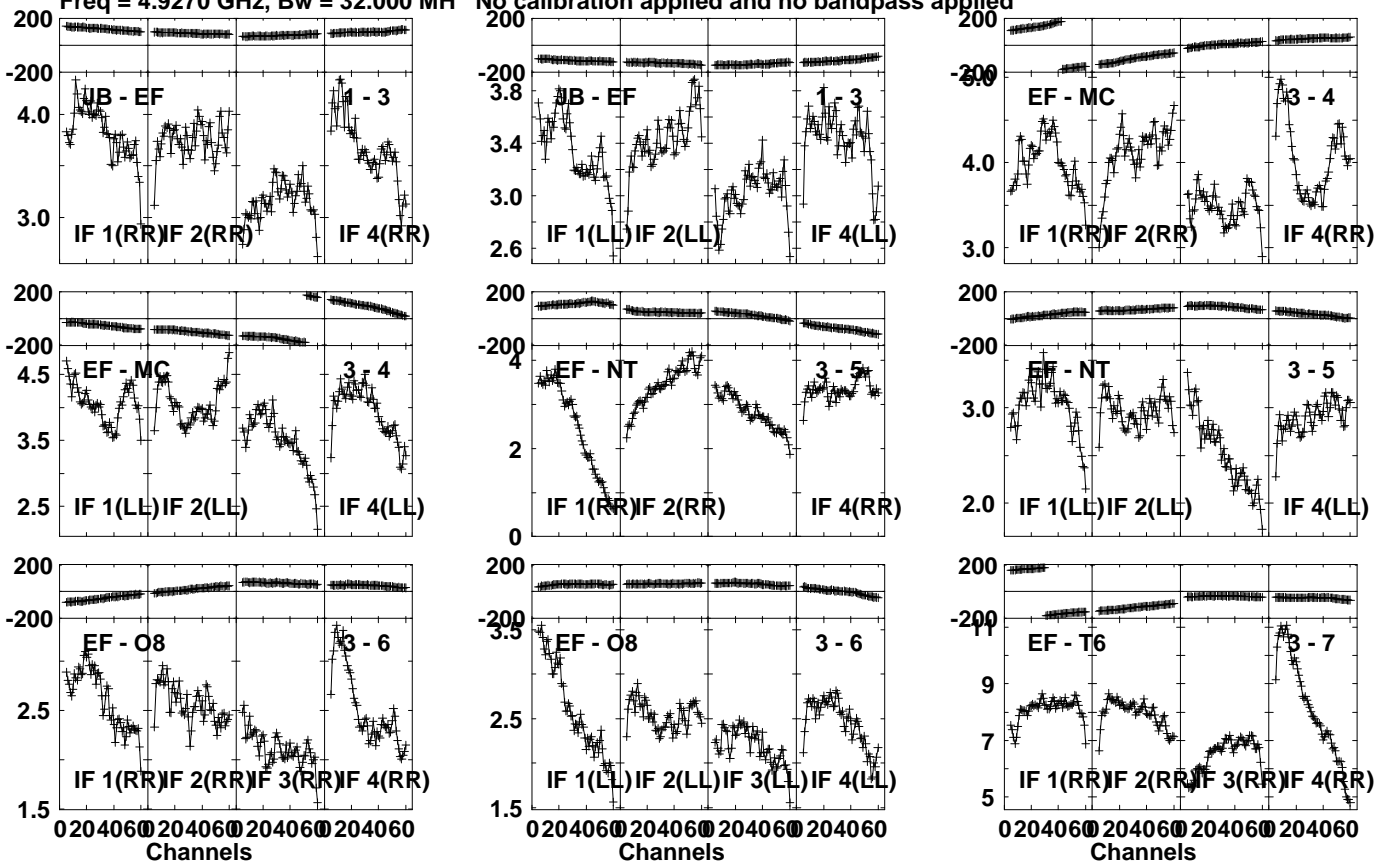
Lower frame: Milli Ampl Jy Top frame: Phas deg
Vector averaged cross-power spectrum Several baselines displayed
Timerange: 00/22:13:53 to 00/22:17:19

Plot file version 57 created 13-MAR-2023 14:51:04

J1333+2725 ET048C.UVDATA.1

Freq = 4.9270 GHz, Bw = 32.000 MH

No calibration applied and no bandpass applied



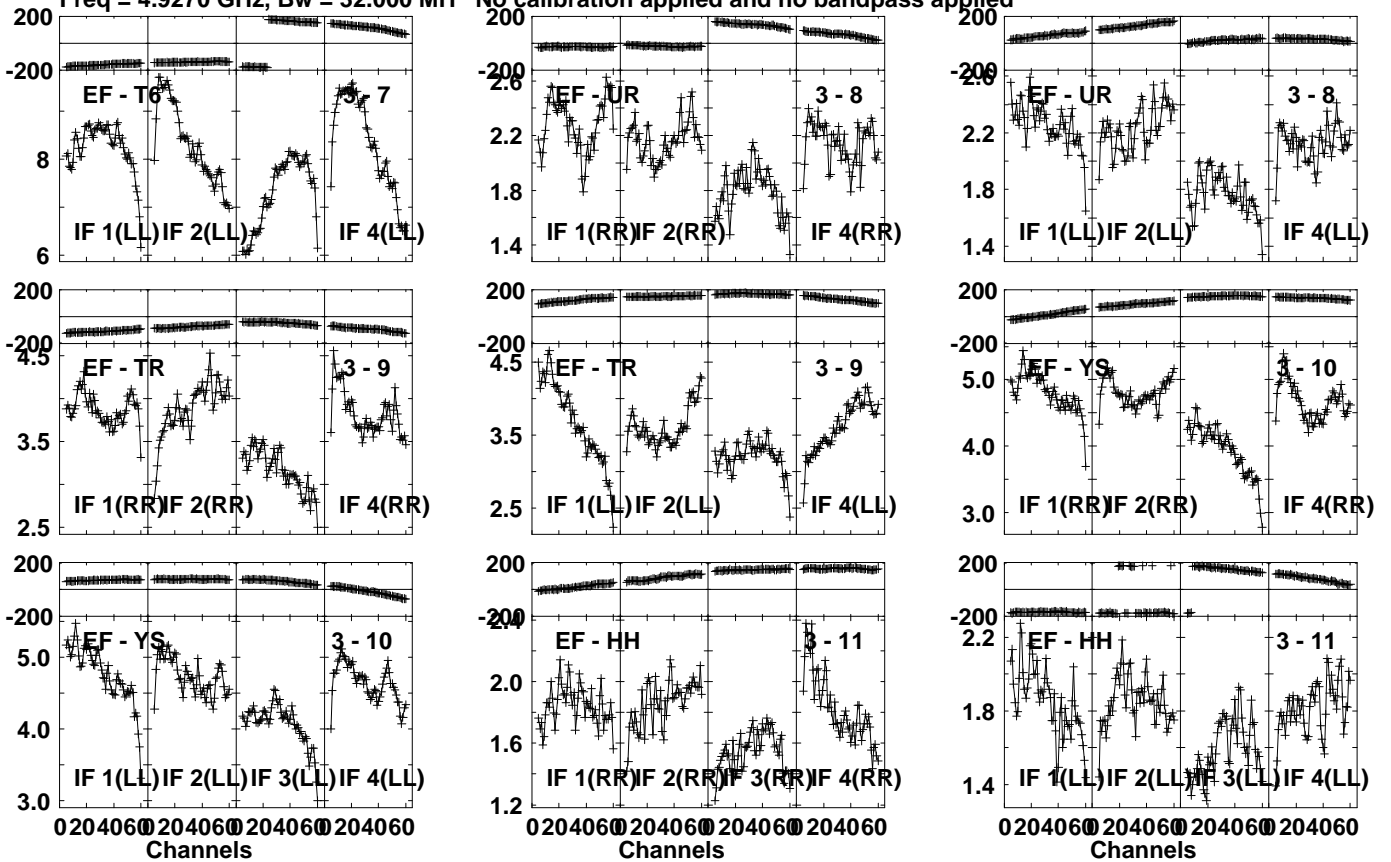
Lower frame: Milli Ampl Jy Top frame: Phas deg
Vector averaged cross-power spectrum Several baselines displayed
Timerange: 00/22:18:01 to 00/22:19:29

Plot file version 58 created 13-MAR-2023 14:51:04

J1333+2725 ET048C.UVDATA.1

Freq = 4.9270 GHz, Bw = 32.000 MH

No calibration applied and no bandpass applied



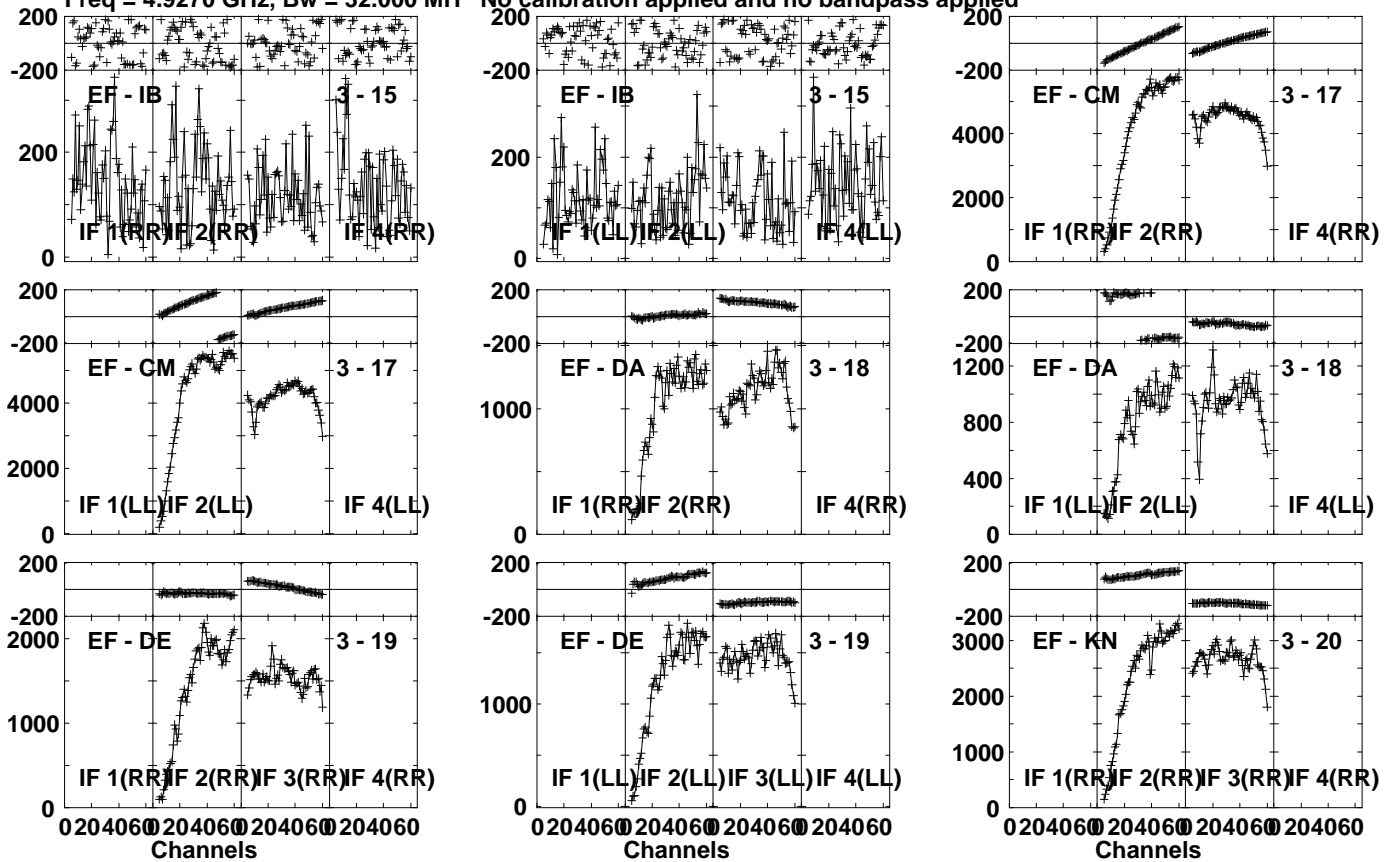
Lower frame: Milli Ampl Jy Top frame: Phas deg
Vector averaged cross-power spectrum Several baselines displayed
Timerange: 00/22:18:01 to 00/22:19:29

Plot file version 59 created 13-MAR-2023 14:51:05

J1333+2725 ET048C.UVDATA.1

Freq = 4.9270 GHz, Bw = 32.000 MH

No calibration applied and no bandpass applied



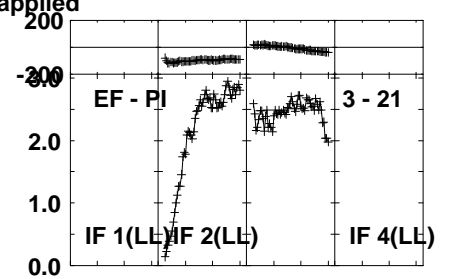
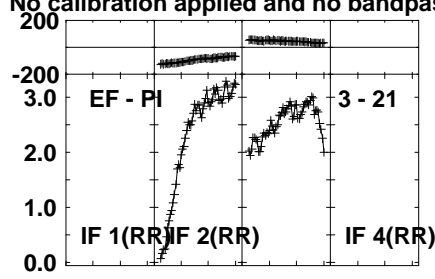
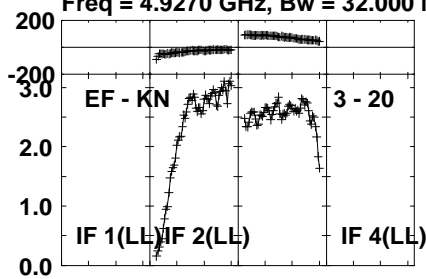
Lower frame: Micro Ampl Jy Top frame: Phas deg
 Vector averaged cross-power spectrum Several baselines displayed
 Timerange: 00/22:18:01 to 00/22:19:29

Plot file version 60 created 13-MAR-2023 14:51:05

J1333+2725 ET048C.UVDATA.1

Freq = 4.9270 GHz, Bw = 32.000 MH

No calibration applied and no bandpass applied



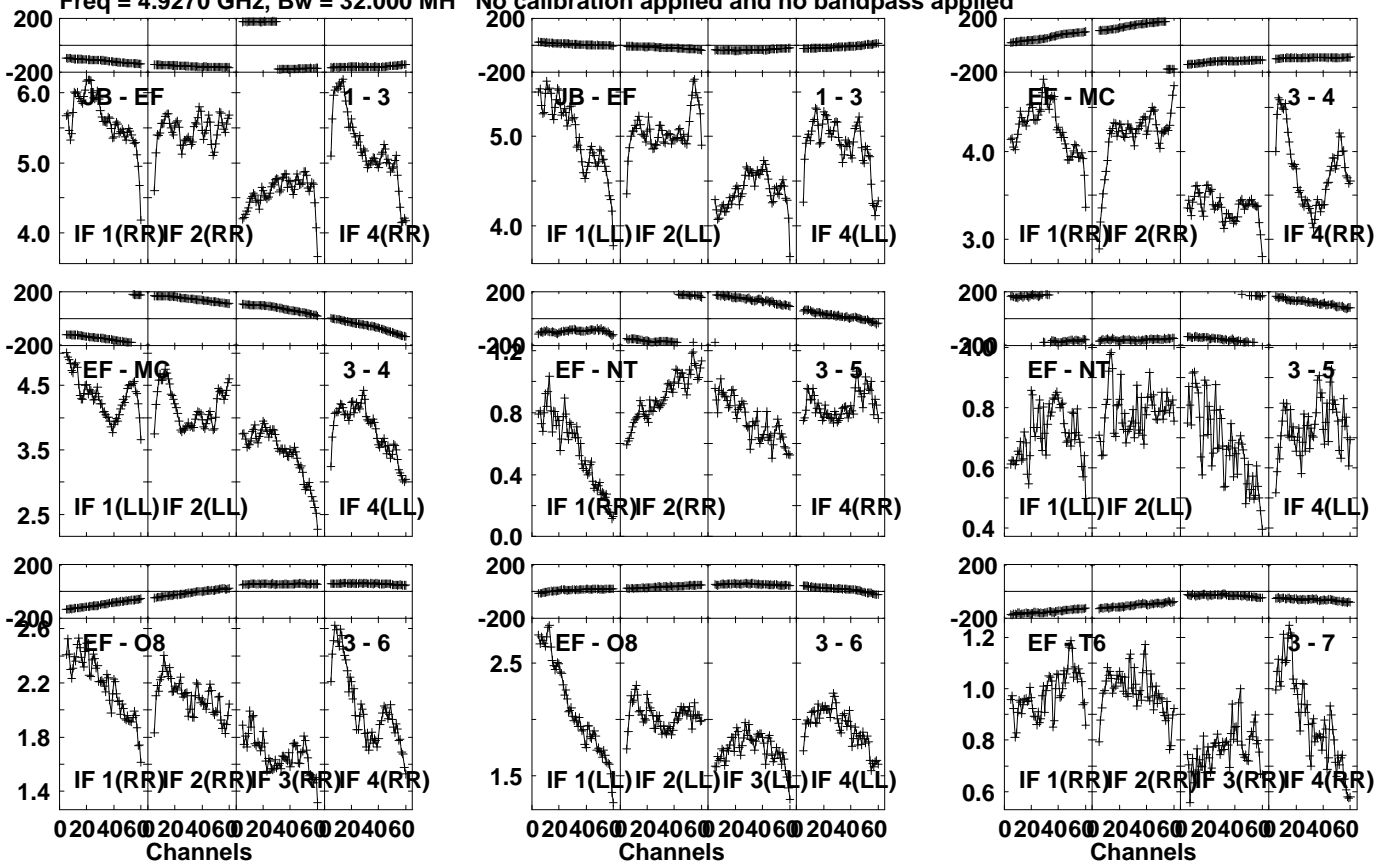
Lower frame: Milli Ampl Jy Top frame: Phas deg
Vector averaged cross-power spectrum Several baselines displayed
Timerange: 00/22:18:01 to 00/22:19:29

Plot file version 61 created 13-MAR-2023 14:51:05

1328+254 ET048C.UVDATA.1

Freq = 4.9270 GHz, Bw = 32.000 MH

No calibration applied and no bandpass applied



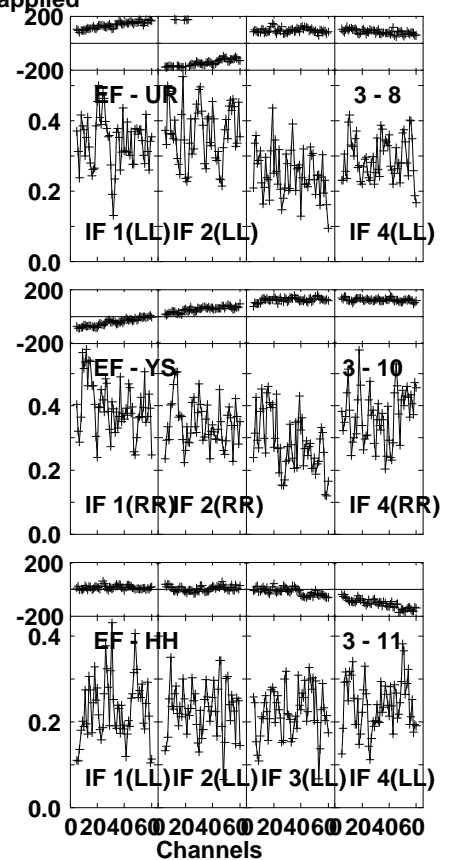
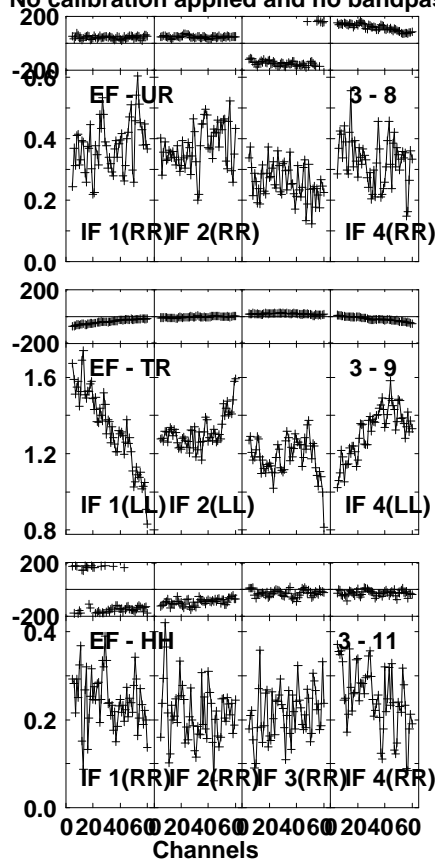
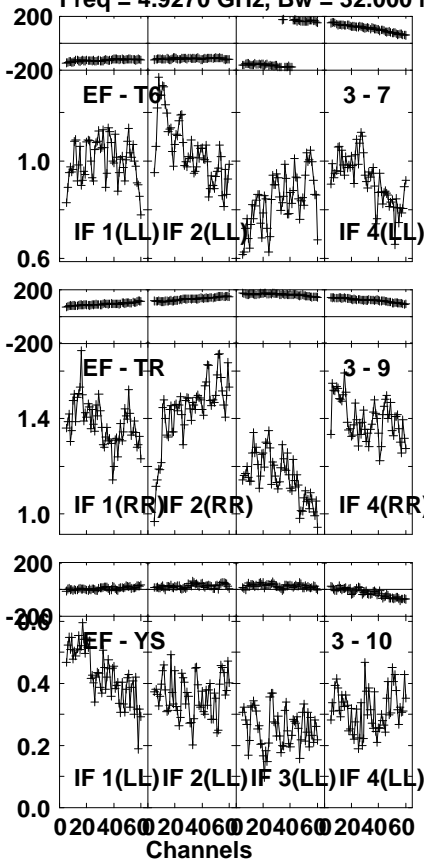
Lower frame: Milli Ampl Jy Top frame: Phas deg
Vector averaged cross-power spectrum Several baselines displayed
Timerange: 00/22:19:31 to 00/22:22:59

Plot file version 62 created 13-MAR-2023 14:51:05

1328+254 ET048C.UVDATA.1

Freq = 4.9270 GHz, Bw = 32.000 MH

No calibration applied and no bandpass applied



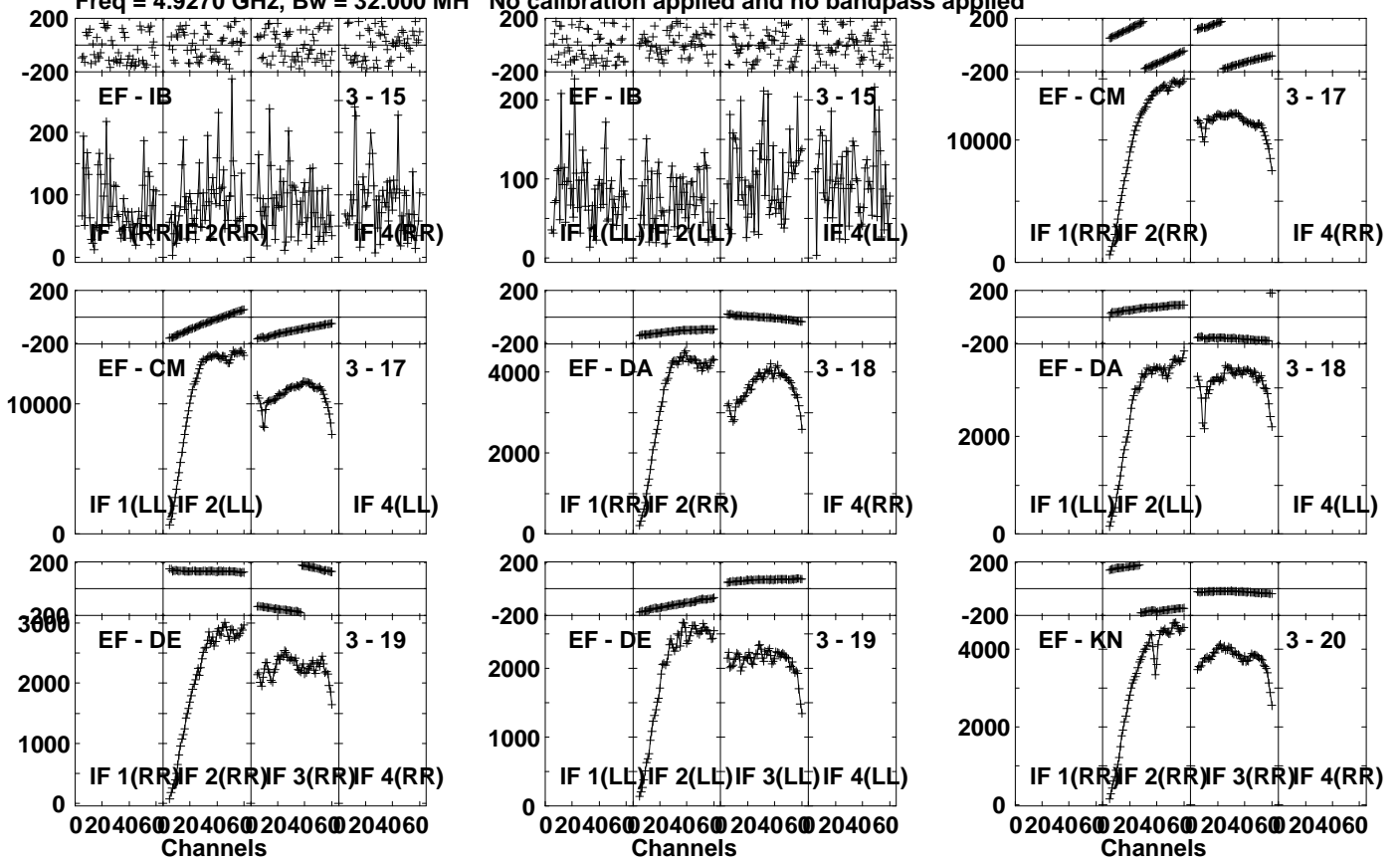
Lower frame: Milli Ampl Jy Top frame: Phas deg
Vector averaged cross-power spectrum Several baselines displayed
Timerange: 00/22:19:31 to 00/22:22:59

Plot file version 63 created 13-MAR-2023 14:51:05

1328+254 ET048C.UVDATA.1

Freq = 4.9270 GHz, Bw = 32.000 MH

No calibration applied and no bandpass applied



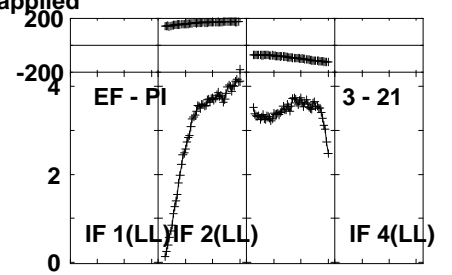
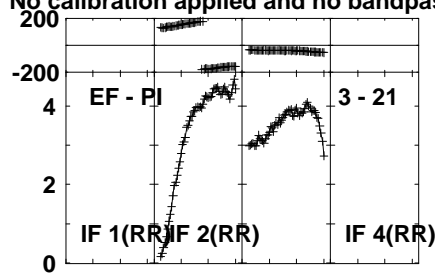
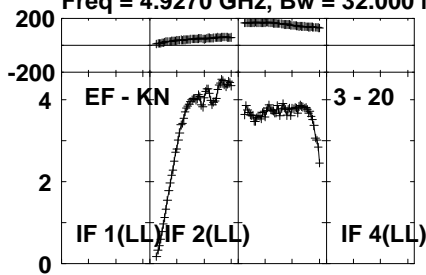
Lower frame: Micro Ampl Jy Top frame: Phas deg
 Vector averaged cross-power spectrum Several baselines displayed
 Timerange: 00/22:19:31 to 00/22:22:59

Plot file version 64 created 13-MAR-2023 14:51:05

1328+254 ET048C.UVDATA.1

Freq = 4.9270 GHz, Bw = 32.000 MH

No calibration applied and no bandpass applied



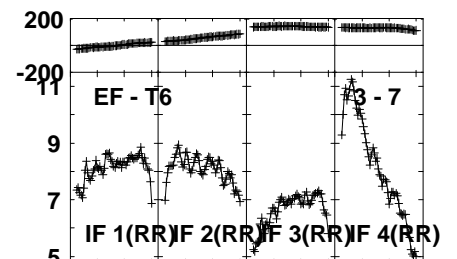
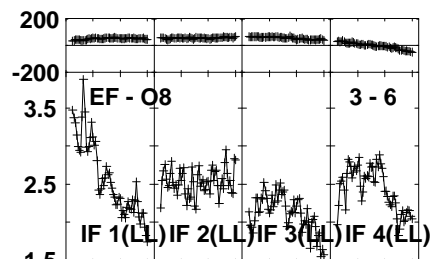
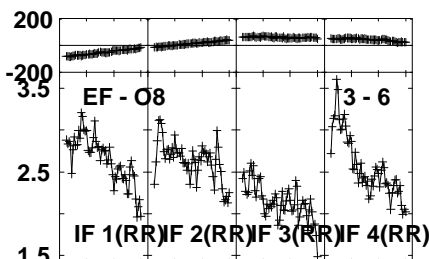
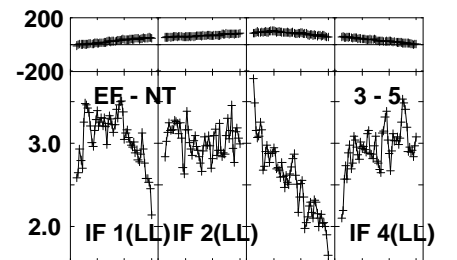
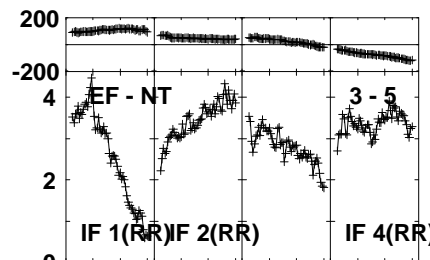
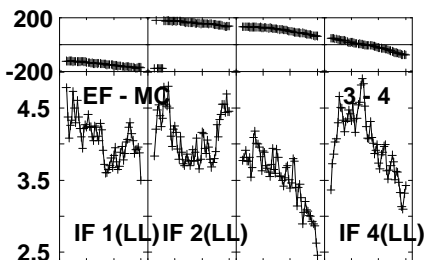
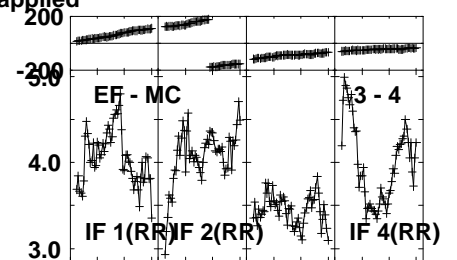
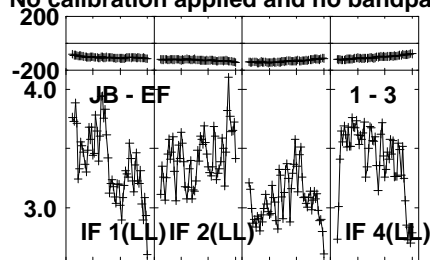
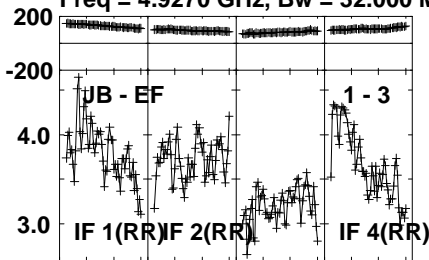
Lower frame: Milli Ampl Jy Top frame: Phas deg
Vector averaged cross-power spectrum Several baselines displayed
Timerange: 00/22:19:31 to 00/22:22:59

Plot file version 65 created 13-MAR-2023 14:51:05

J1333+2725 ET048C.UVDATA.1

Freq = 4.9270 GHz, Bw = 32.000 MH

No calibration applied and no bandpass applied



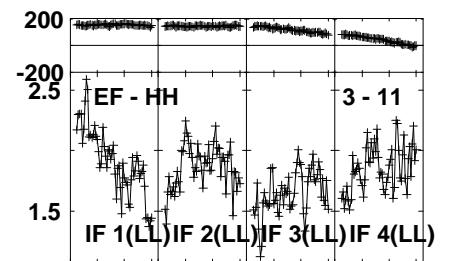
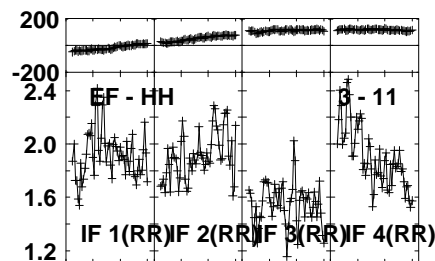
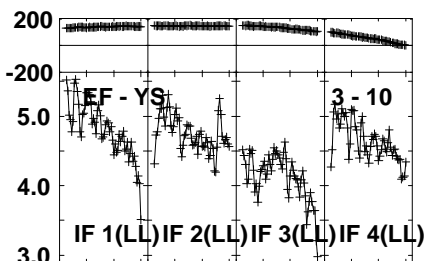
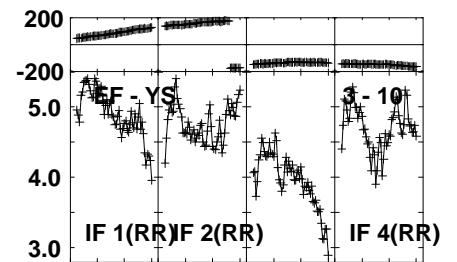
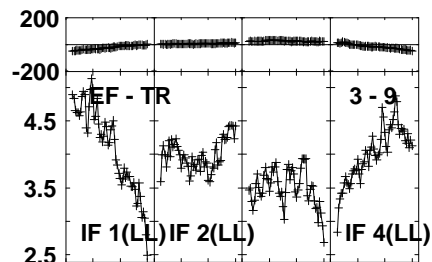
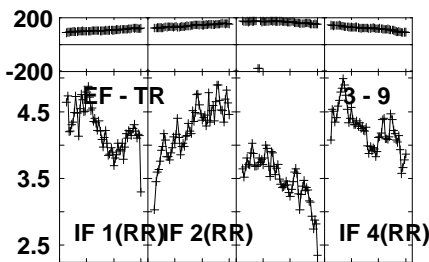
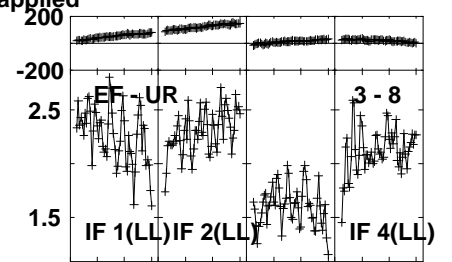
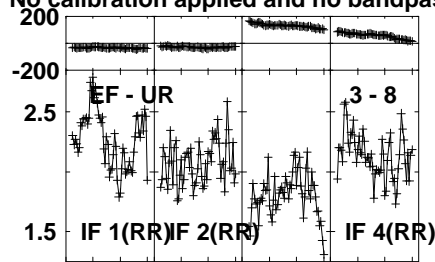
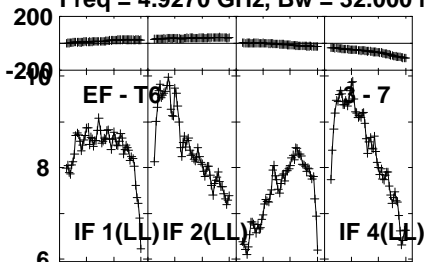
Lower frame: Milli Ampl Jy Top frame: Phas deg
Vector averaged cross-power spectrum Several baselines displayed
Timerange: 00/22:23:01 to 00/22:24:29

Plot file version 66 created 13-MAR-2023 14:51:06

J1333+2725 ET048C.UVDATA.1

Freq = 4.9270 GHz, Bw = 32.000 MH

No calibration applied and no bandpass applied



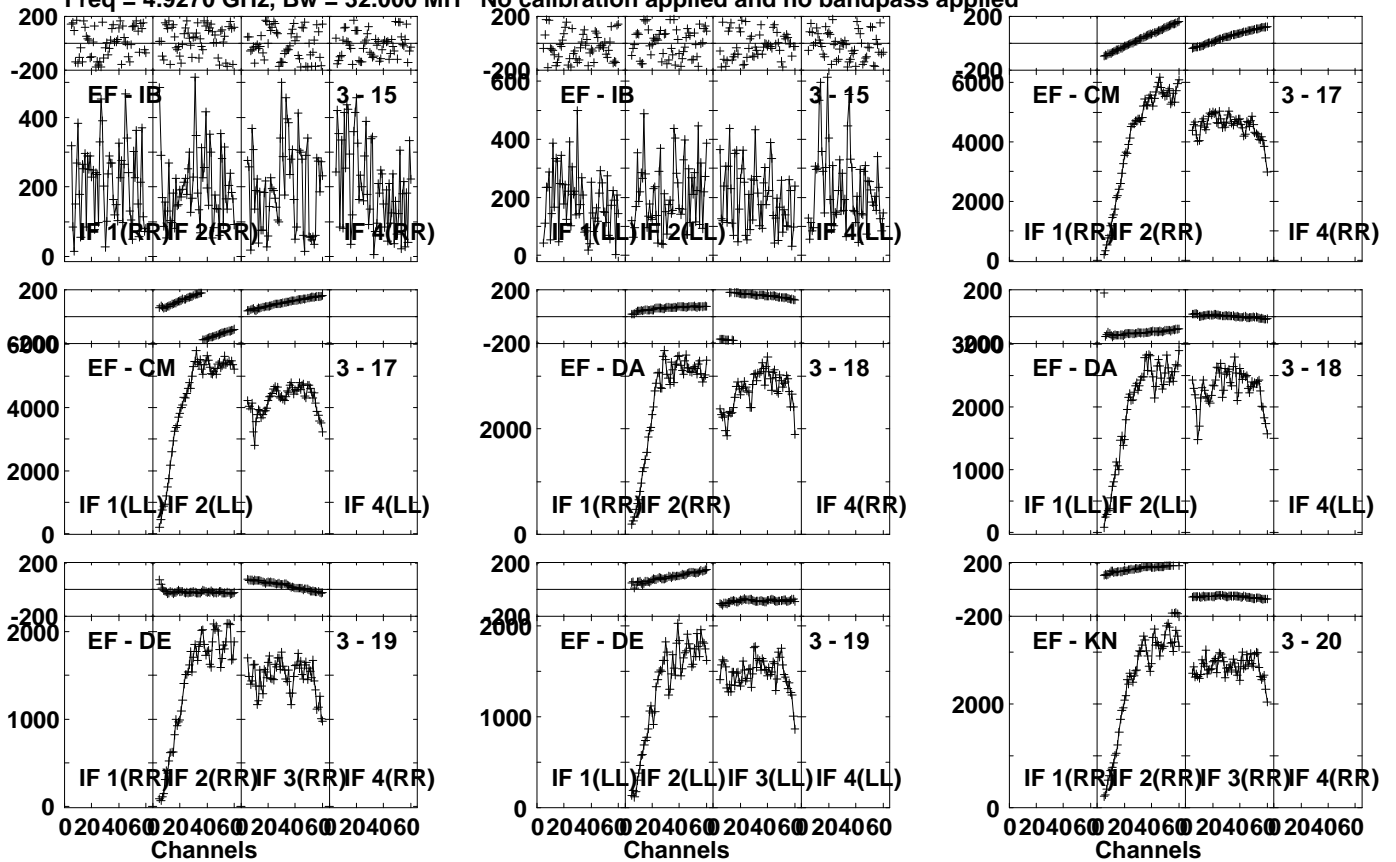
Lower frame: Milli Ampl Jy Top frame: Phas deg
Vector averaged cross-power spectrum Several baselines displayed
Timerange: 00/22:23:01 to 00/22:24:29

Plot file version 67 created 13-MAR-2023 14:51:06

J1333+2725 ET048C.UVDATA.1

Freq = 4.9270 GHz, Bw = 32.000 MH

No calibration applied and no bandpass applied

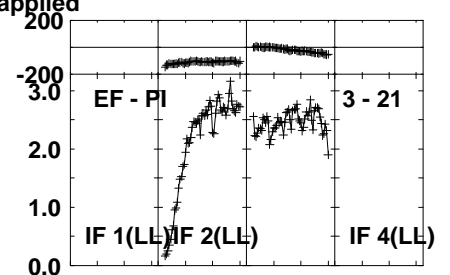
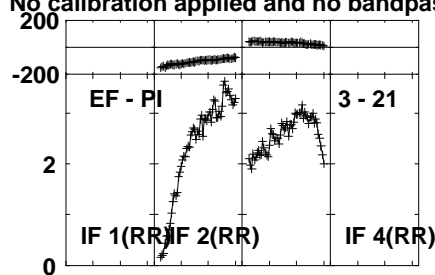
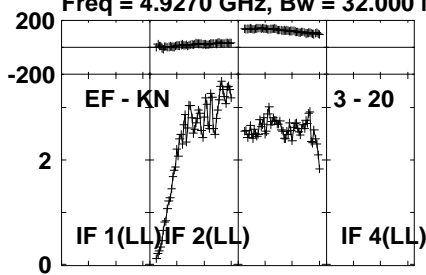


Plot file version 68 created 13-MAR-2023 14:51:06

J1333+2725 ET048C.UVDATA.1

Freq = 4.9270 GHz, Bw = 32.000 MH

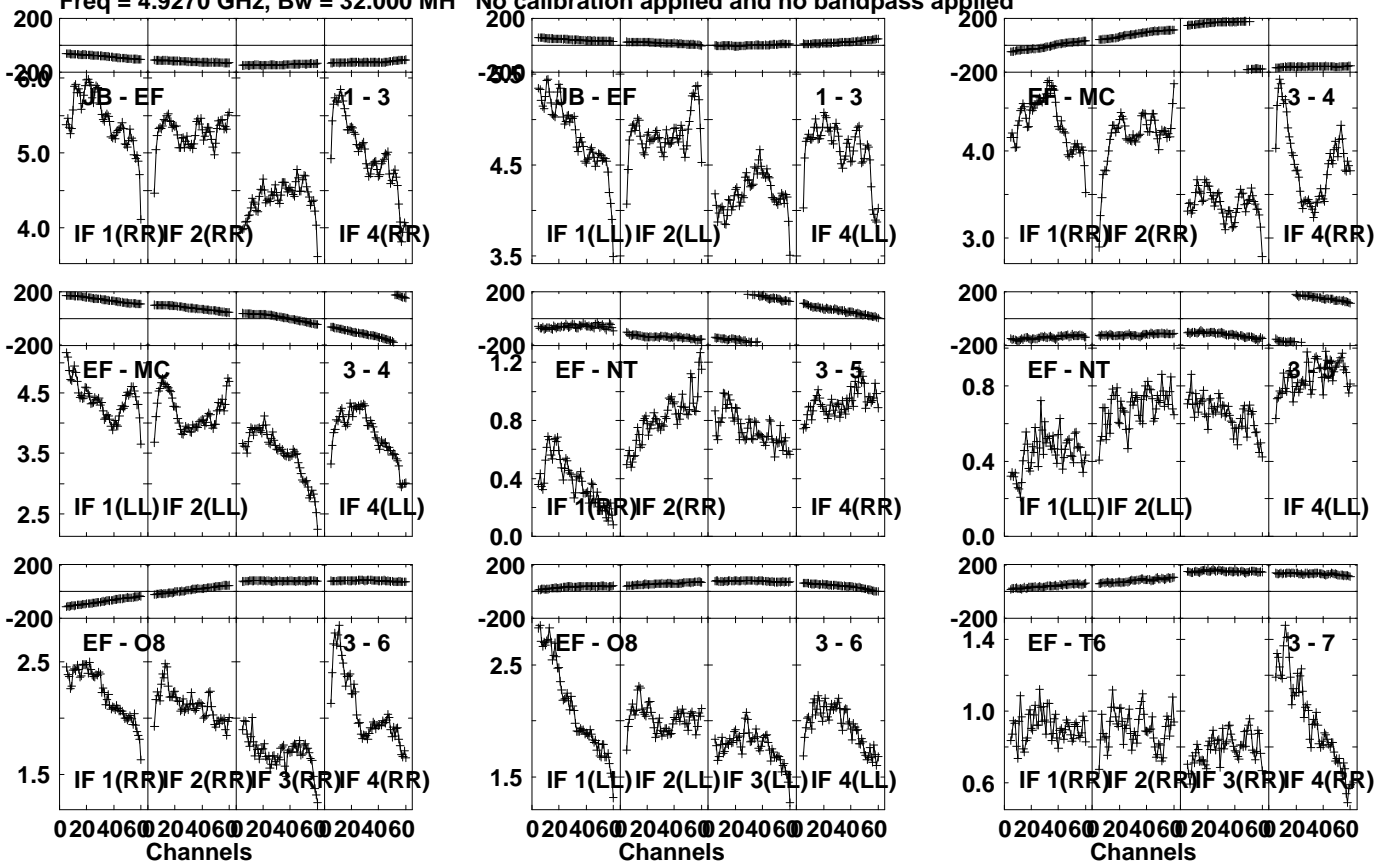
No calibration applied and no bandpass applied



Lower frame: Milli Ampl Jy Top frame: Phas deg
Vector averaged cross-power spectrum Several baselines displayed
Timerange: 00/22:23:01 to 00/22:24:29

Plot file version 69 created 13-MAR-2023 14:51:06
 1328+254 ET048C.UVDATA.1
 Freq = 4.9270 GHz, Bw = 32.000 MH

No calibration applied and no bandpass applied



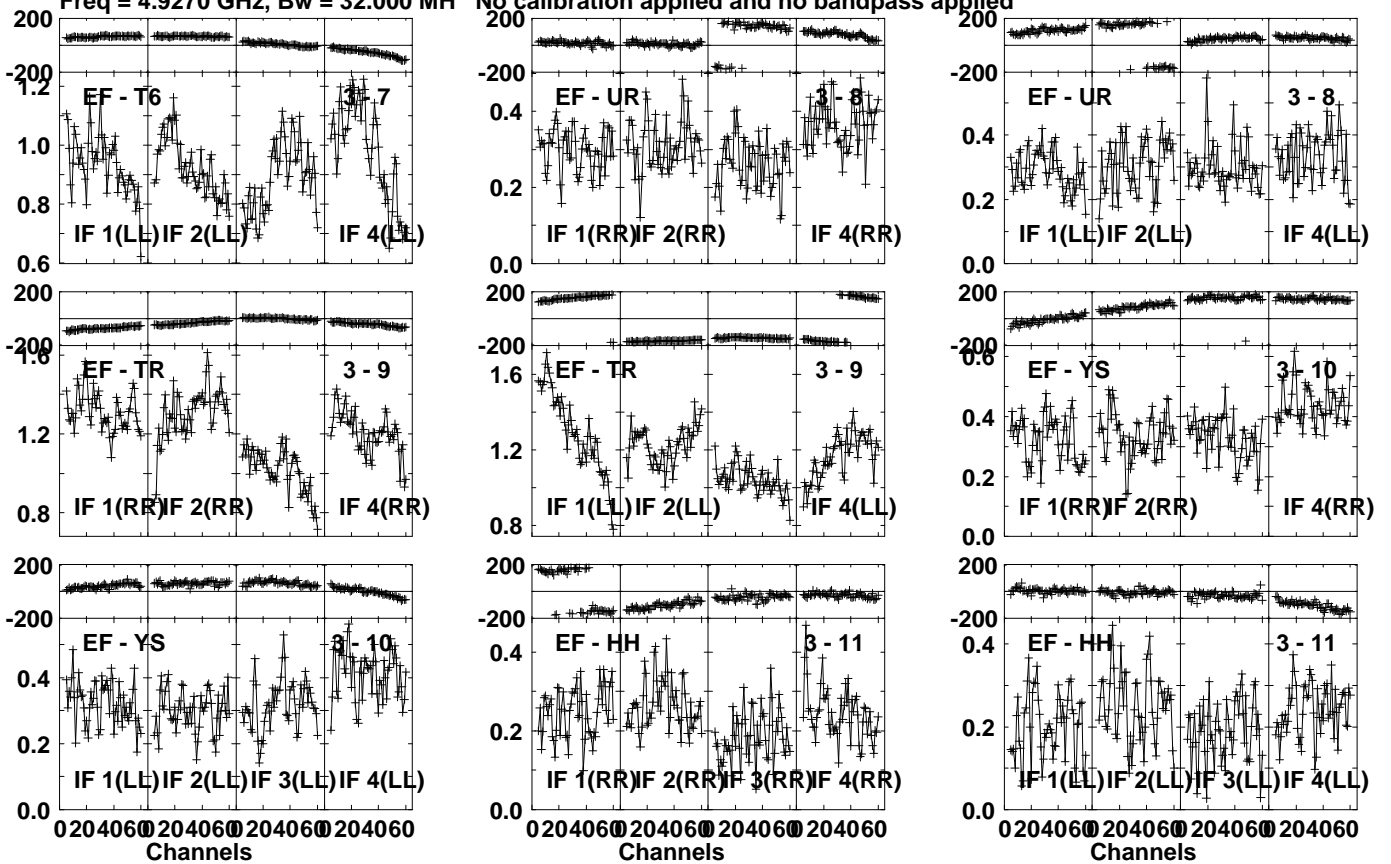
Lower frame: Milli Ampl Jy Top frame: Phas deg
 Vector averaged cross-power spectrum Several baselines displayed
 Timerange: 00/22:24:31 to 00/22:27:59

Plot file version 70 created 13-MAR-2023 14:51:06

1328+254 ET048C.UVDATA.1

Freq = 4.9270 GHz, Bw = 32.000 MH

No calibration applied and no bandpass applied



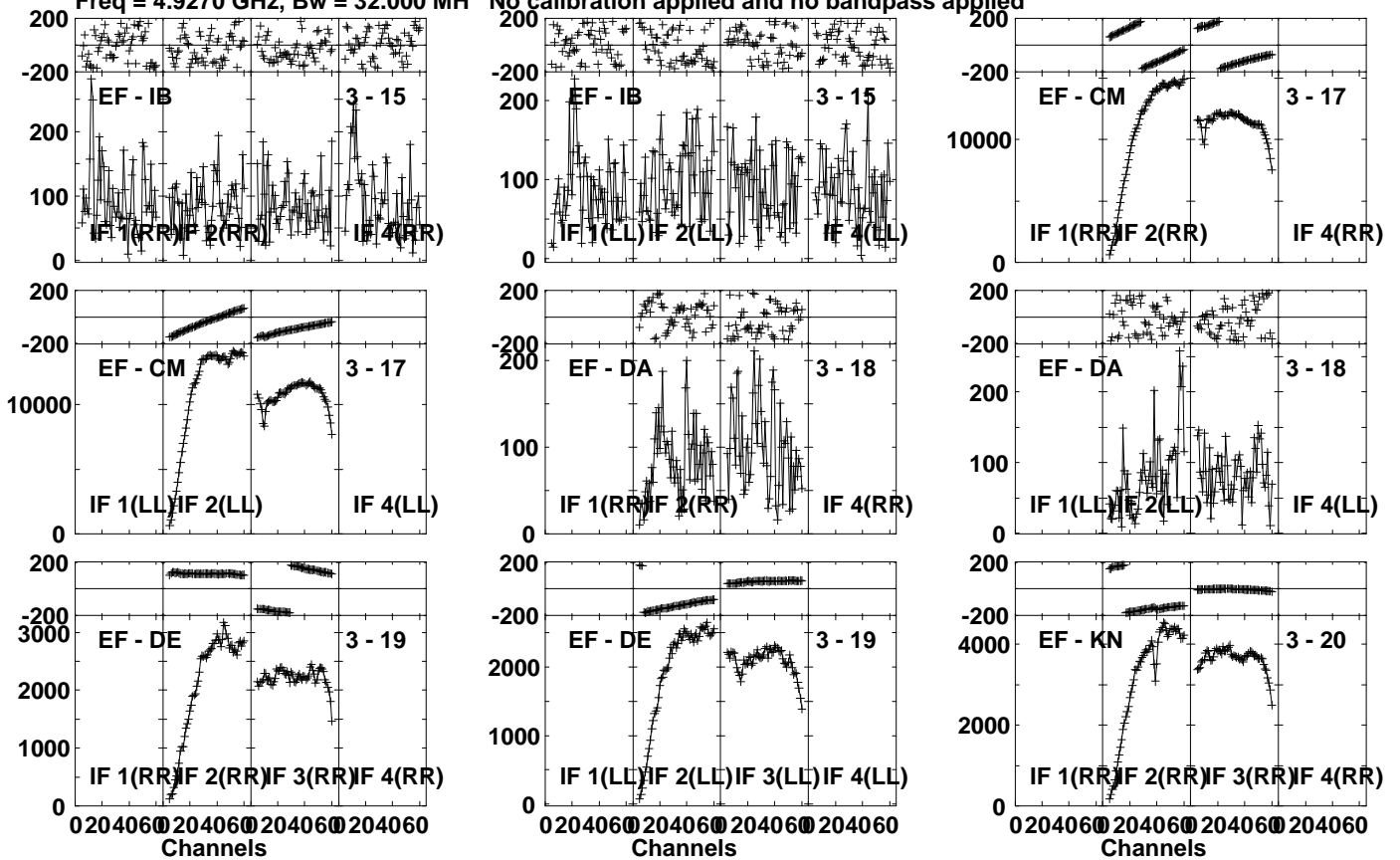
Lower frame: Milli Ampl Jy Top frame: Phas deg
Vector averaged cross-power spectrum Several baselines displayed
Timerange: 00/22:24:31 to 00/22:27:59

Plot file version 71 created 13-MAR-2023 14:51:06

1328+254 ET048C.UVDATA.1

Freq = 4.9270 GHz, Bw = 32.000 MH

No calibration applied and no bandpass applied



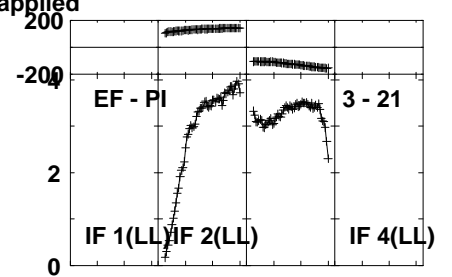
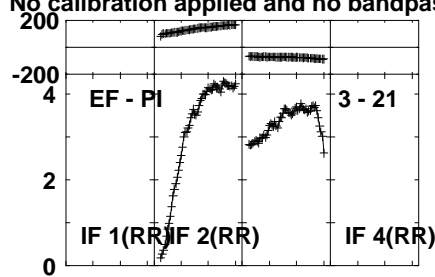
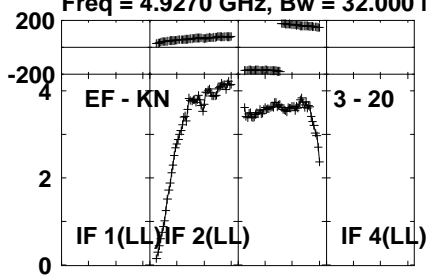
Lower frame: Micro Ampl Jy Top frame: Phas deg
Vector averaged cross-power spectrum Several baselines displayed
Timerange: 00/22:24:31 to 00/22:27:59

Plot file version 72 created 13-MAR-2023 14:51:07

1328+254 ET048C.UVDATA.1

Freq = 4.9270 GHz, Bw = 32.000 MH

No calibration applied and no bandpass applied



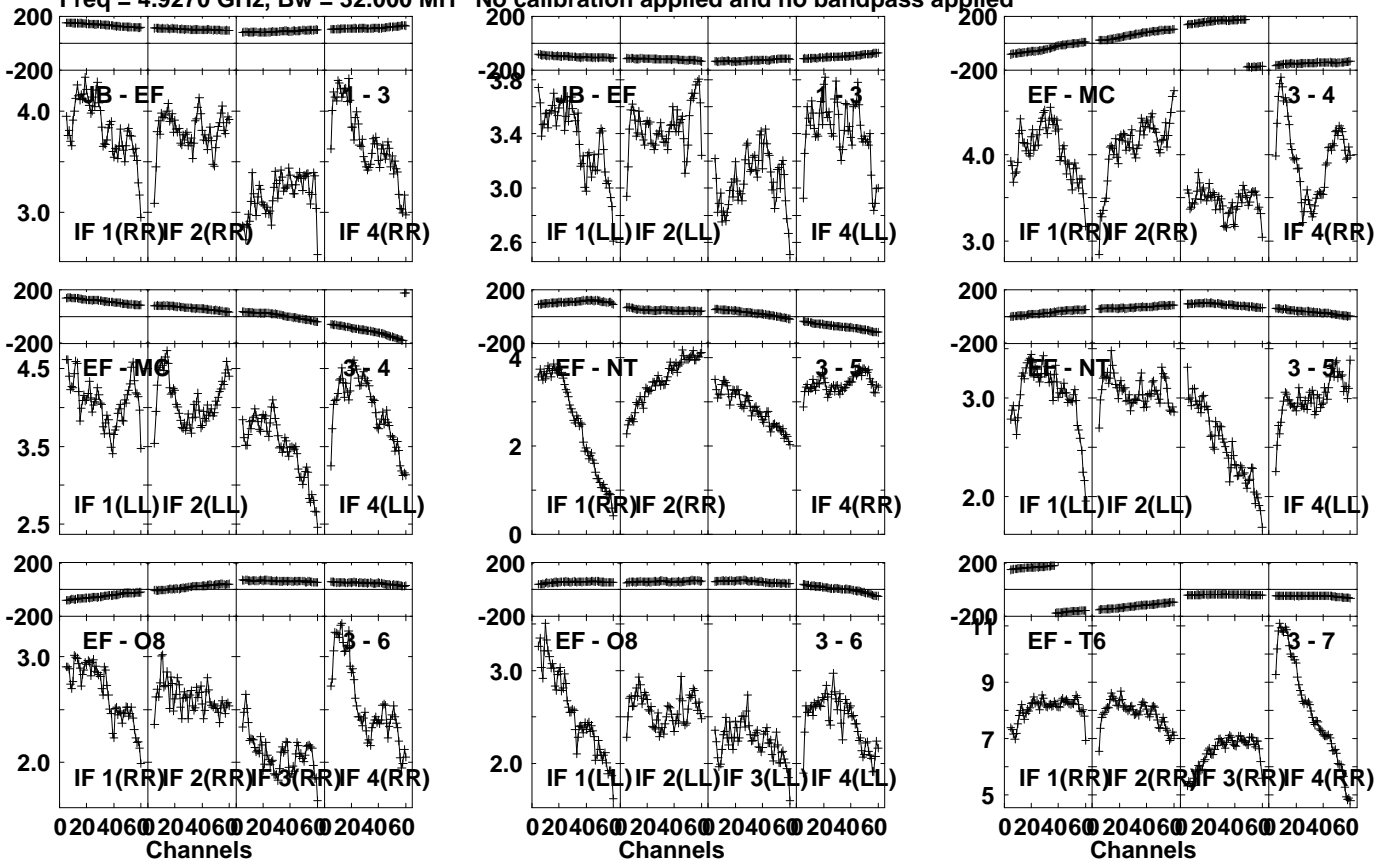
Lower frame: Milli Ampl Jy Top frame: Phas deg
Vector averaged cross-power spectrum Several baselines displayed
Timerange: 00/22:24:31 to 00/22:27:59

Plot file version 73 created 13-MAR-2023 14:51:07

J1333+2725 ET048C.UVDATA.1

Freq = 4.9270 GHz, Bw = 32.000 MH

No calibration applied and no bandpass applied



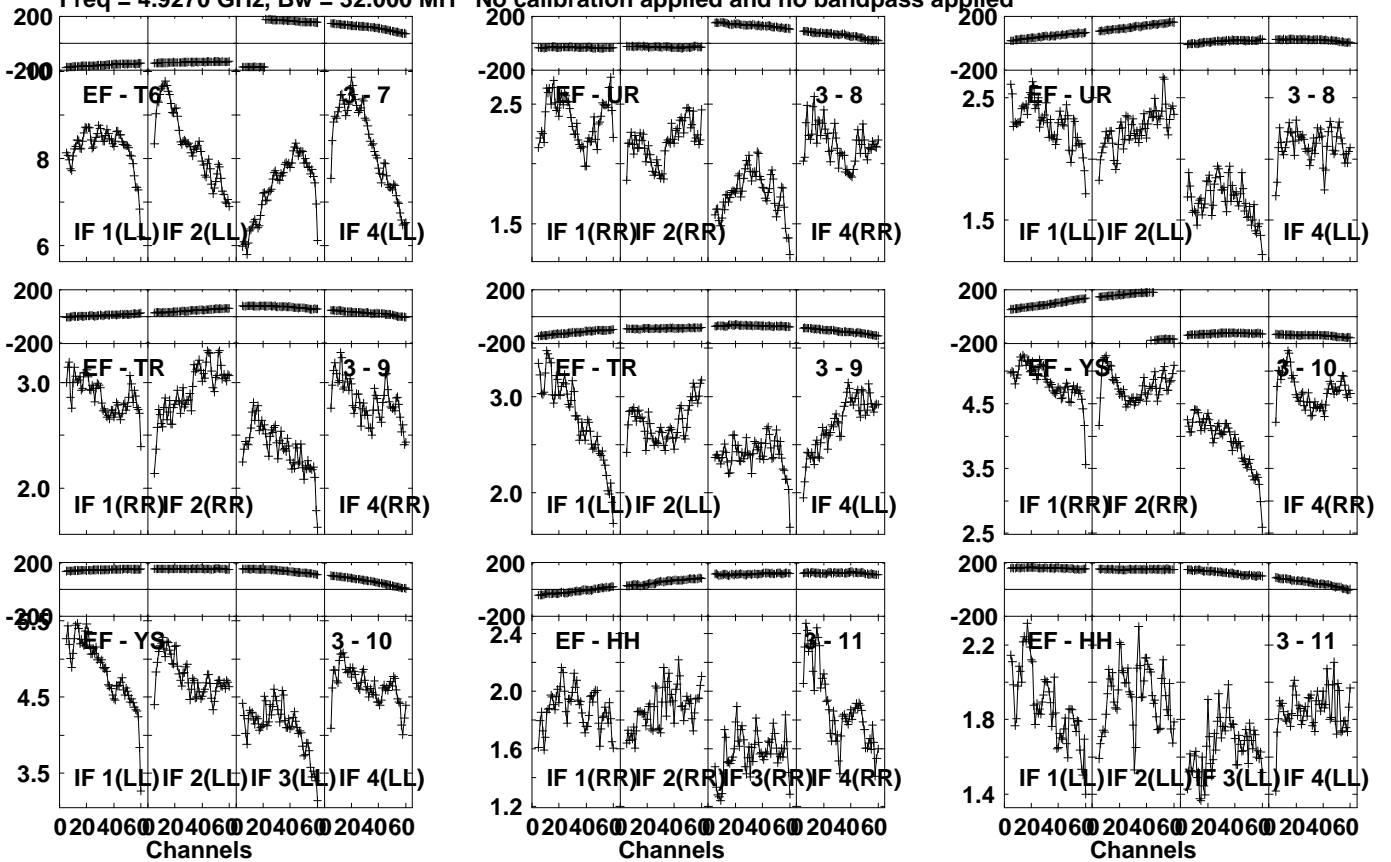
Lower frame: Milli Ampl Jy Top frame: Phas deg
 Vector averaged cross-power spectrum Several baselines displayed
 Timerange: 00/22:28:41 to 00/22:30:09

Plot file version 74 created 13-MAR-2023 14:51:07

J1333+2725 ET048C.UVDATA.1

Freq = 4.9270 GHz, Bw = 32.000 MH

No calibration applied and no bandpass applied



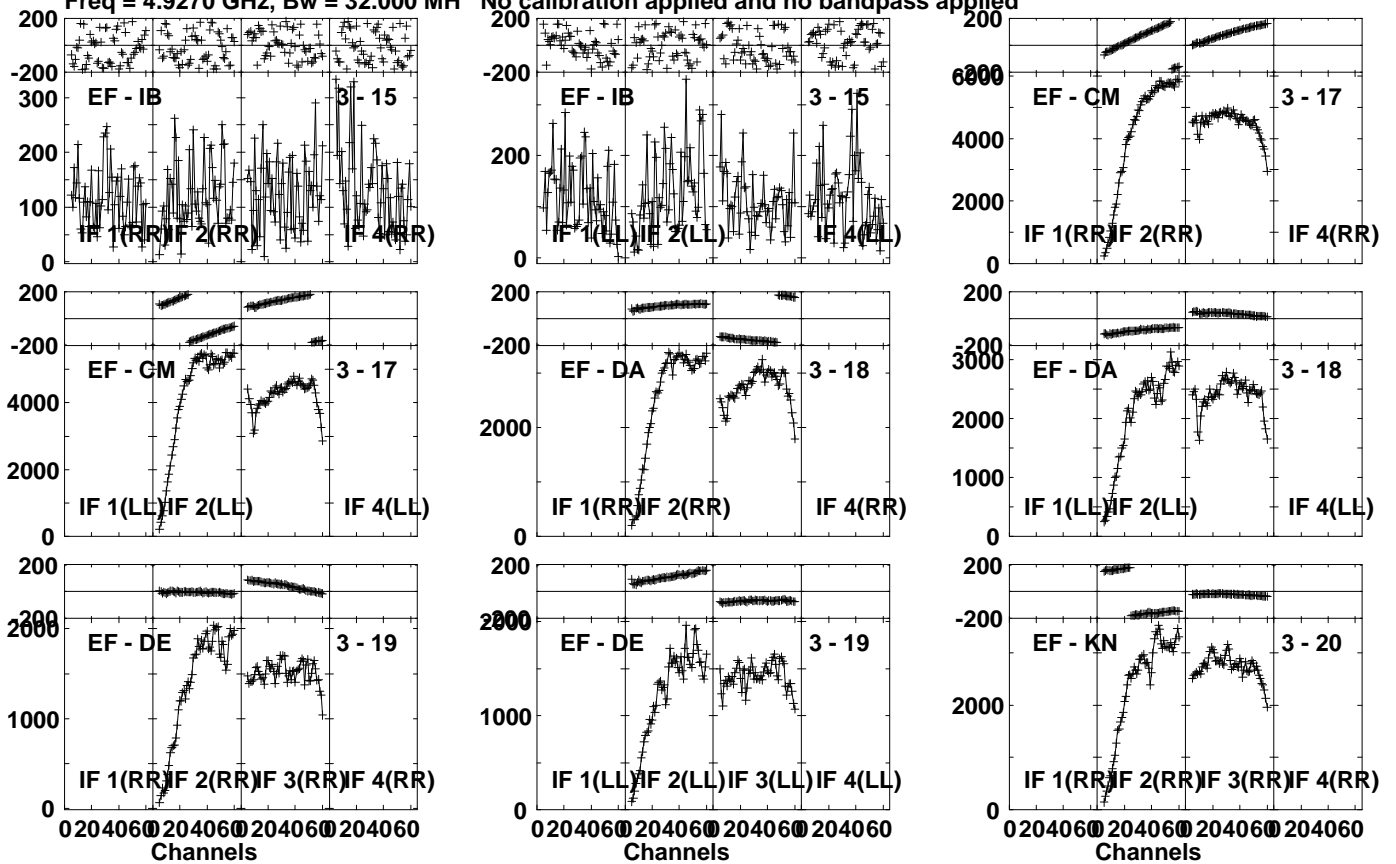
Lower frame: Milli Ampl Jy Top frame: Phas deg
Vector averaged cross-power spectrum Several baselines displayed
Timerange: 00/22:28:41 to 00/22:30:09

Plot file version 75 created 13-MAR-2023 14:51:07

J1333+2725 ET048C.UVDATA.1

Freq = 4.9270 GHz, Bw = 32.000 MH

No calibration applied and no bandpass applied



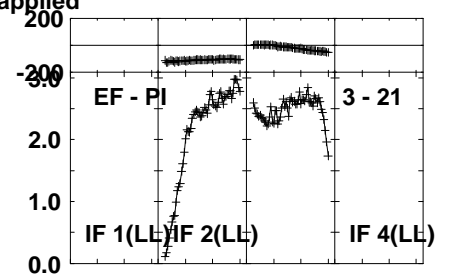
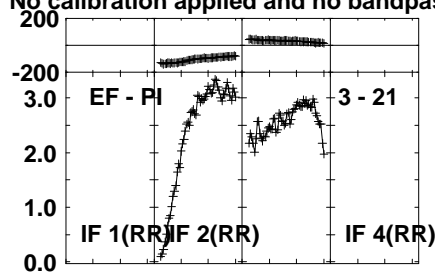
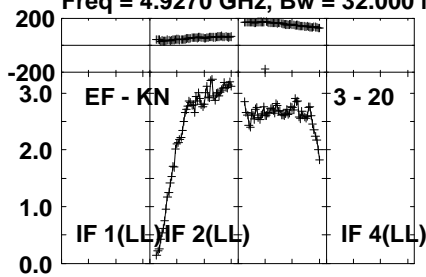
Lower frame: Micro Ampl Jy Top frame: Phas deg
 Vector averaged cross-power spectrum Several baselines displayed
 Timerange: 00/22:28:41 to 00/22:30:09

Plot file version 76 created 13-MAR-2023 14:51:07

J1333+2725 ET048C.UVDATA.1

Freq = 4.9270 GHz, Bw = 32.000 MH

No calibration applied and no bandpass applied



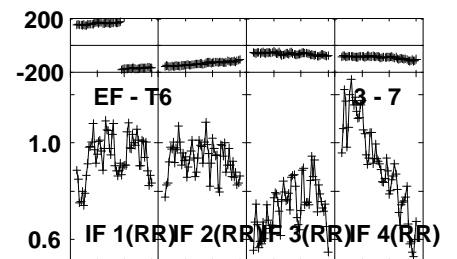
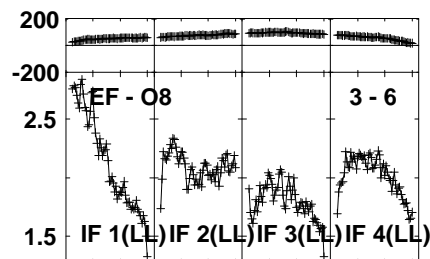
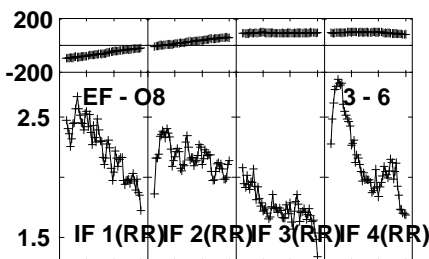
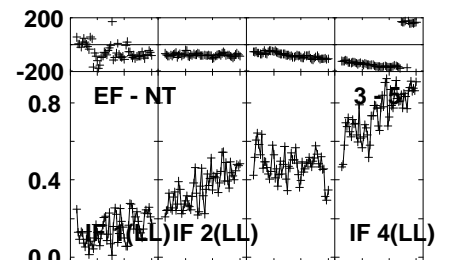
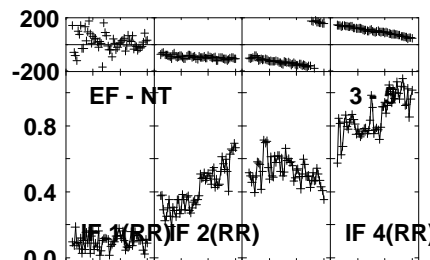
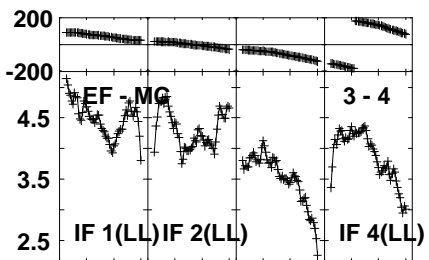
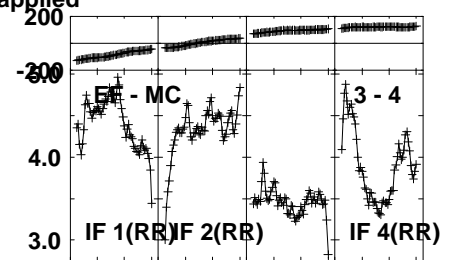
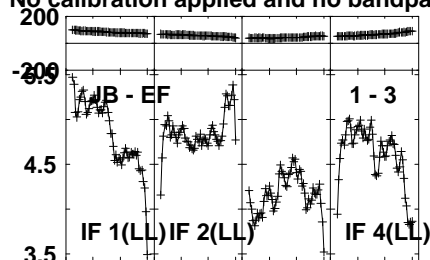
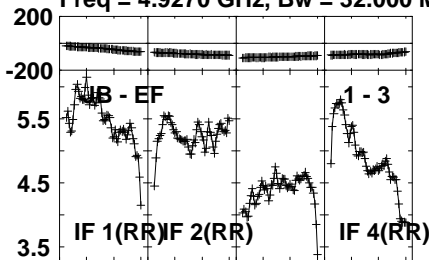
Lower frame: Milli Ampl Jy Top frame: Phas deg
Vector averaged cross-power spectrum Several baselines displayed
Timerange: 00/22:28:41 to 00/22:30:09

Plot file version 77 created 13-MAR-2023 14:51:07

1328+254 ET048C.UVDATA.1

Freq = 4.9270 GHz, Bw = 32.000 MH

No calibration applied and no bandpass applied



0204060 204060 204060 204060
Channels

0204060 204060 204060 204060
Channels

0204060 204060 204060 204060
Channels

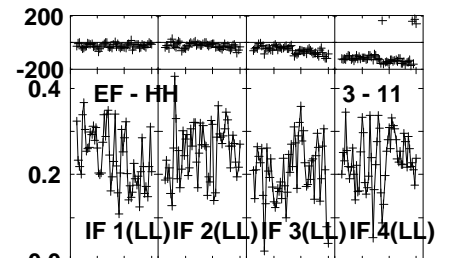
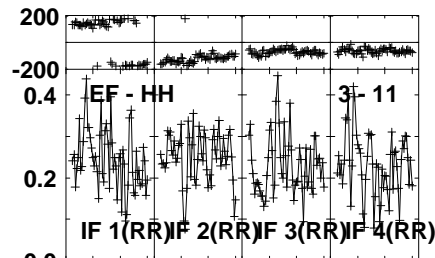
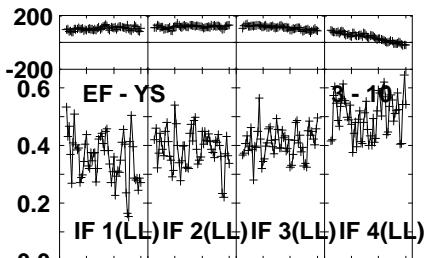
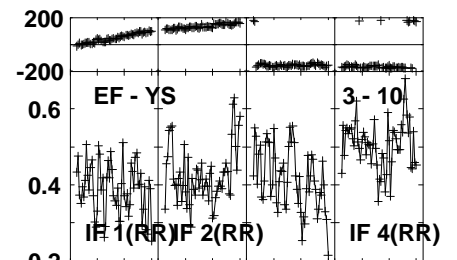
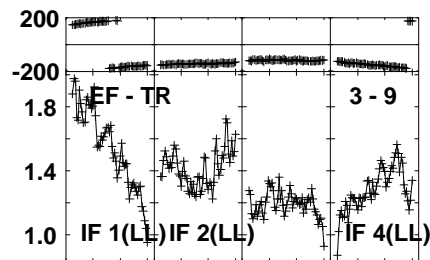
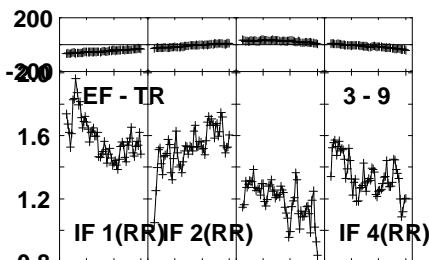
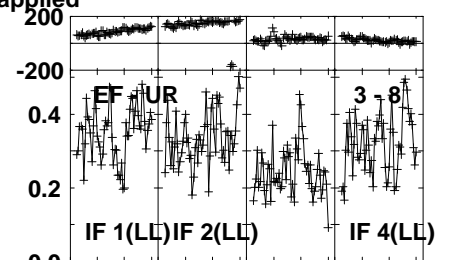
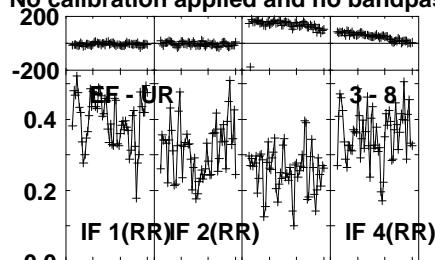
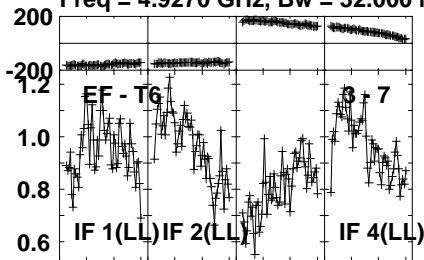
Lower frame: Milli Ampl Jy Top frame: Phas deg
Vector averaged cross-power spectrum Several baselines displayed
Timerange: 00/22:30:11 to 00/22:33:39

Plot file version 78 created 13-MAR-2023 14:51:07

1328+254 ET048C.UVDATA.1

Freq = 4.9270 GHz, Bw = 32.000 MH

No calibration applied and no bandpass applied



020406@20406@20406@20406@
Channels

020406@20406@20406@20406@
Channels

020406@20406@20406@20406@
Channels

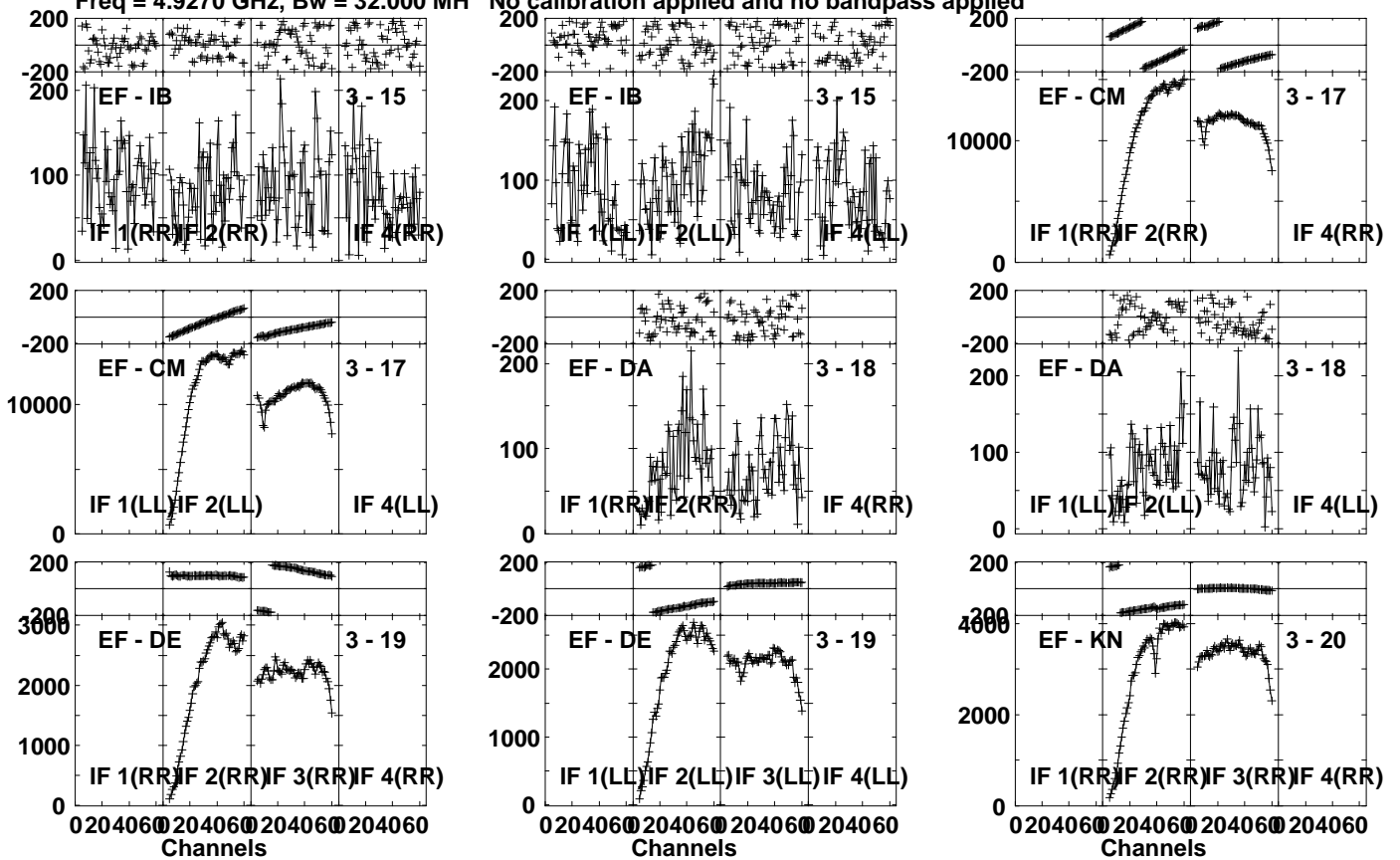
Lower frame: Milli Ampl Jy Top frame: Phas deg
Vector averaged cross-power spectrum Several baselines displayed
Timerange: 00/22:30:11 to 00/22:33:39

Plot file version 79 created 13-MAR-2023 14:51:08

1328+254 ET048C.UVDATA.1

Freq = 4.9270 GHz, Bw = 32.000 MH

No calibration applied and no bandpass applied



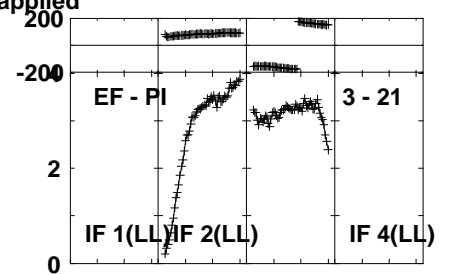
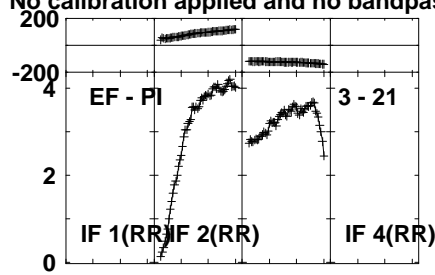
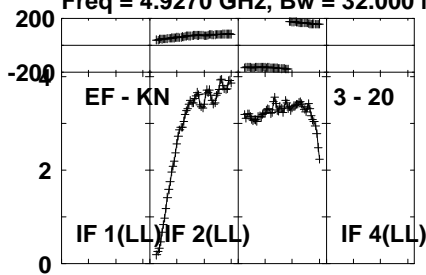
Lower frame: Micro Ampl Jy Top frame: Phas deg
Vector averaged cross-power spectrum Several baselines displayed
Timerange: 00/22:30:11 to 00/22:33:39

Plot file version 80 created 13-MAR-2023 14:51:08

1328+254 ET048C.UVDATA.1

Freq = 4.9270 GHz, Bw = 32.000 MH

No calibration applied and no bandpass applied



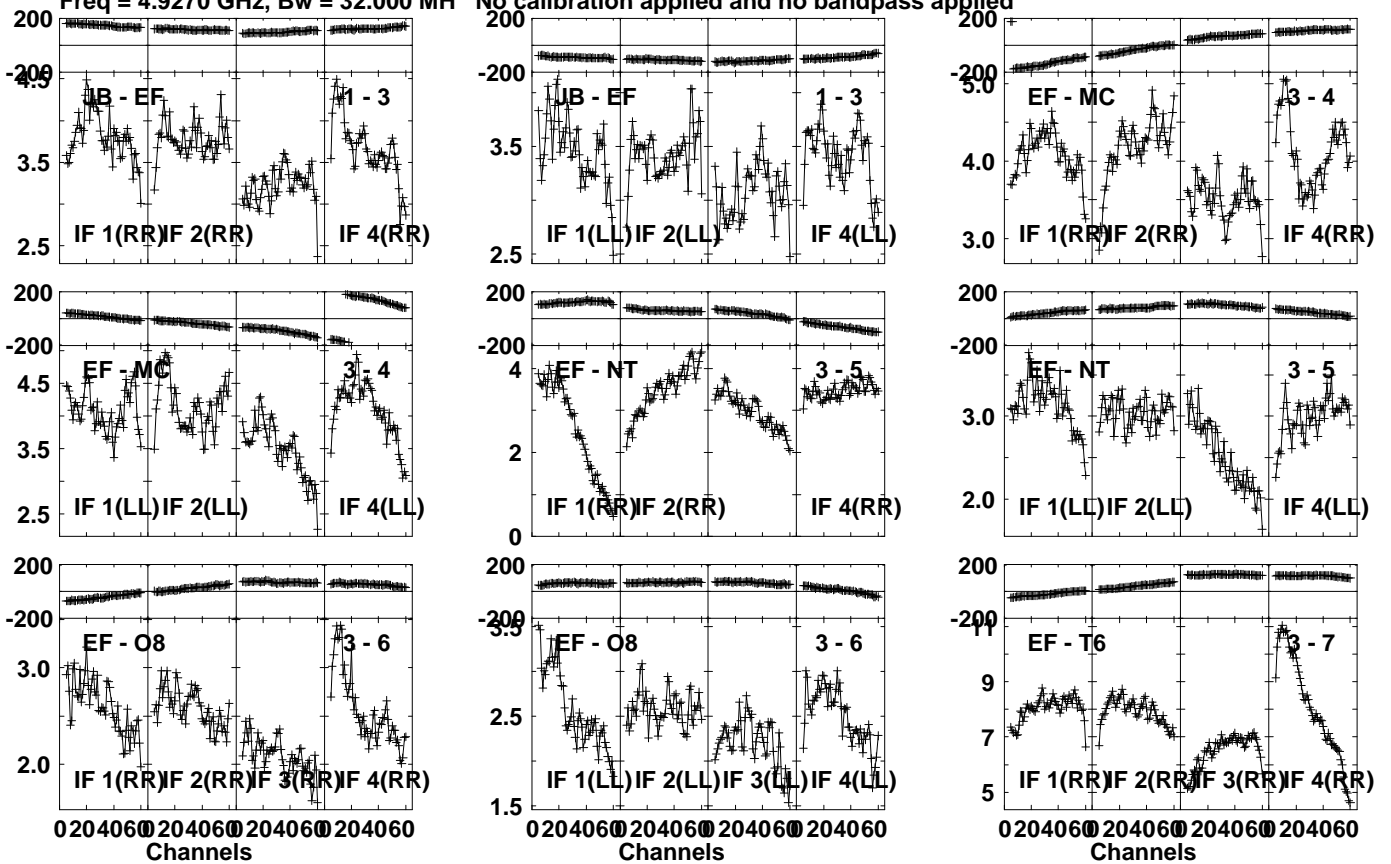
Lower frame: Milli Ampl Jy Top frame: Phas deg
Vector averaged cross-power spectrum Several baselines displayed
Timerange: 00/22:30:11 to 00/22:33:39

Plot file version 81 created 13-MAR-2023 14:51:08

J1333+2725 ET048C.UVDATA.1

Freq = 4.9270 GHz, Bw = 32.000 MH

No calibration applied and no bandpass applied



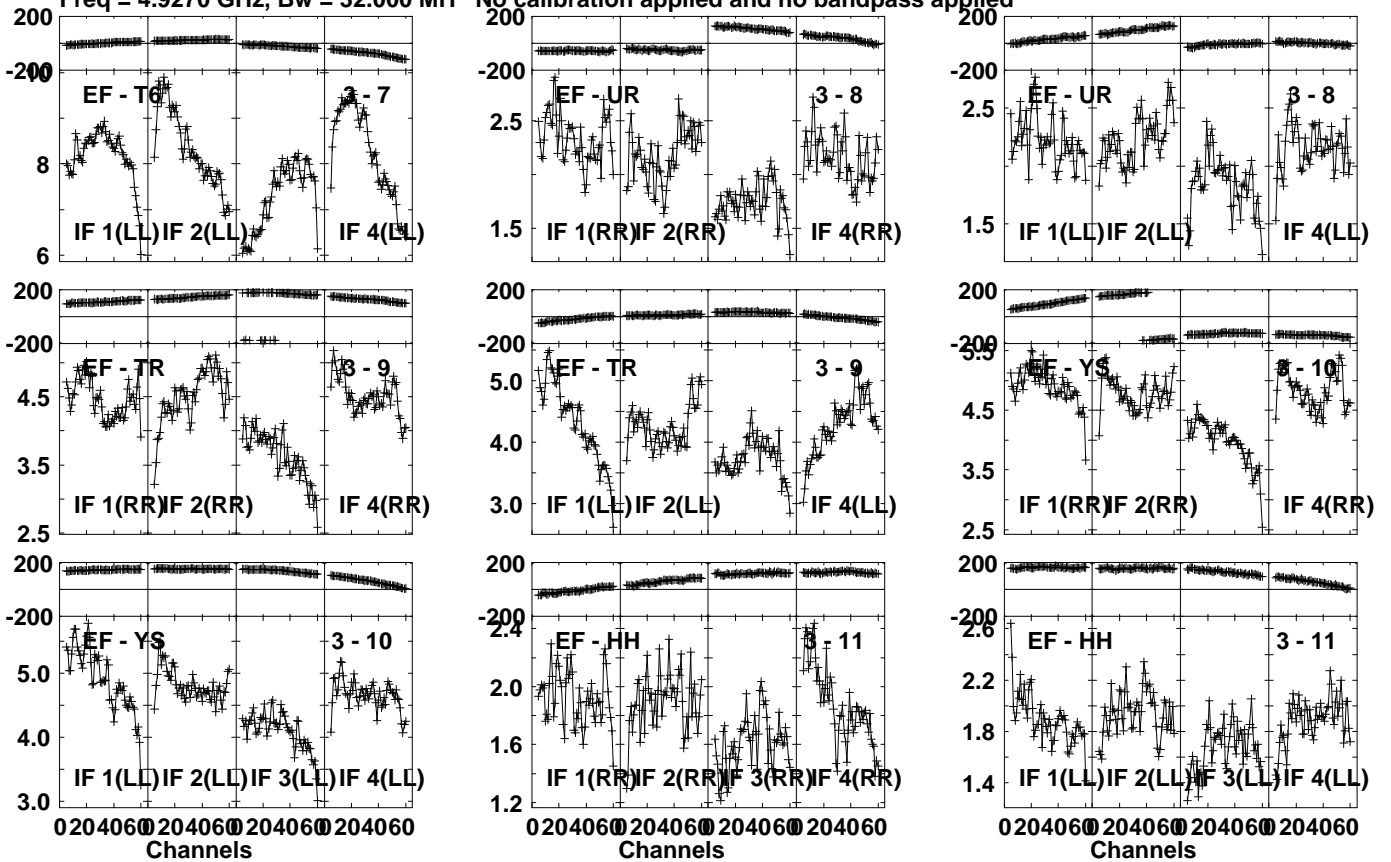
Lower frame: Milli Ampl Jy Top frame: Phas deg
Vector averaged cross-power spectrum Several baselines displayed
Timerange: 00/22:33:41 to 00/22:35:09

Plot file version 82 created 13-MAR-2023 14:51:08

J1333+2725 ET048C.UVDATA.1

Freq = 4.9270 GHz, Bw = 32.000 MH

No calibration applied and no bandpass applied



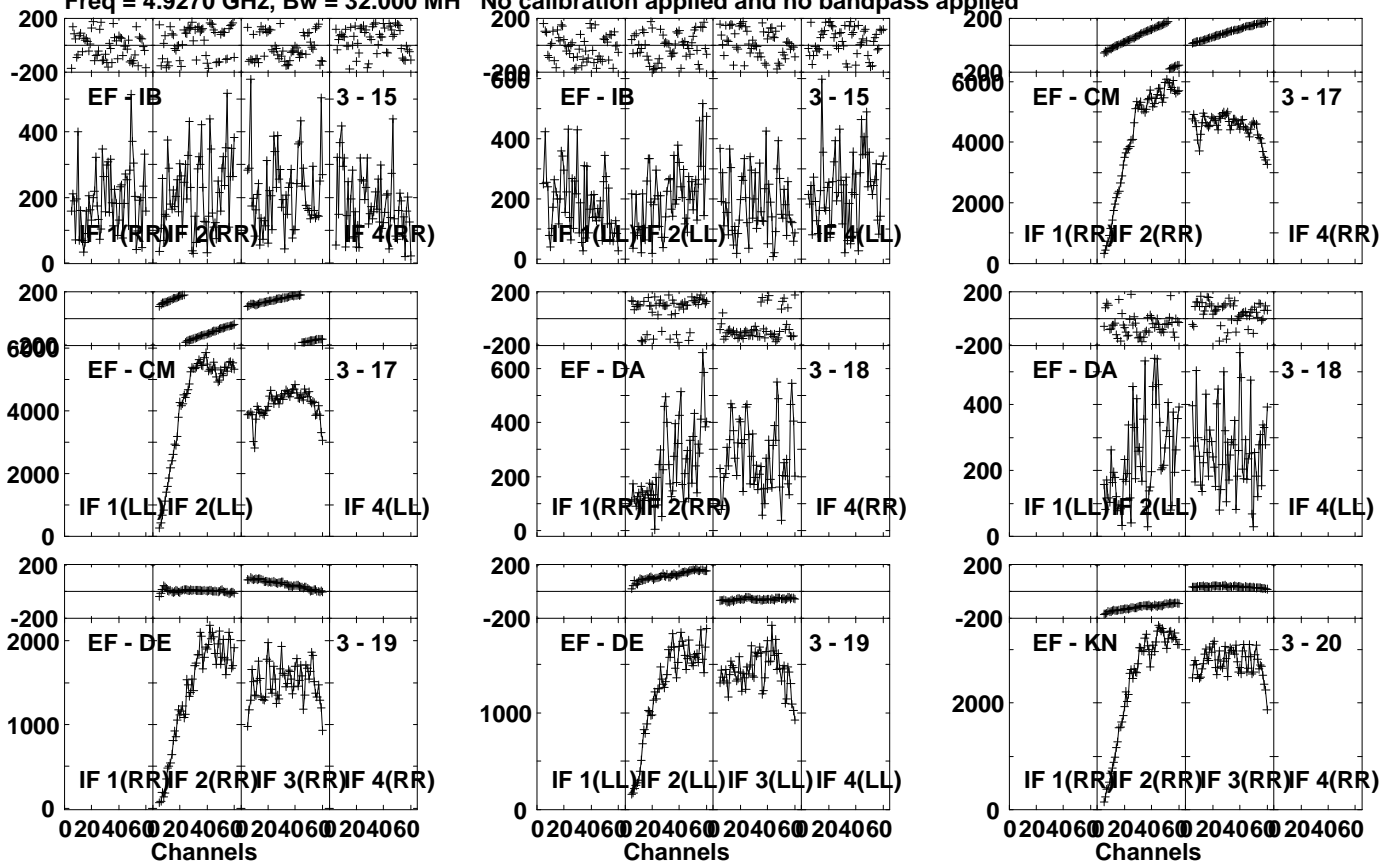
Lower frame: Milli Ampl Jy Top frame: Phas deg
 Vector averaged cross-power spectrum Several baselines displayed
 Timerange: 00/22:33:41 to 00/22:35:09

Plot file version 83 created 13-MAR-2023 14:51:08

J1333+2725 ET048C.UVDATA.1

Freq = 4.9270 GHz, Bw = 32.000 MH

No calibration applied and no bandpass applied



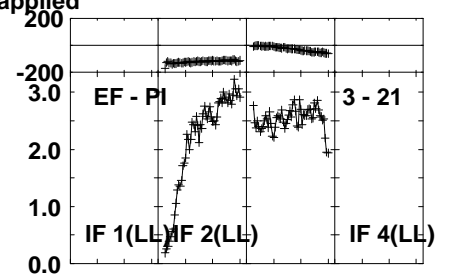
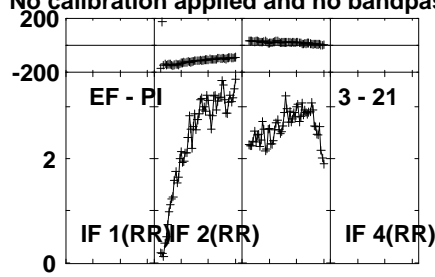
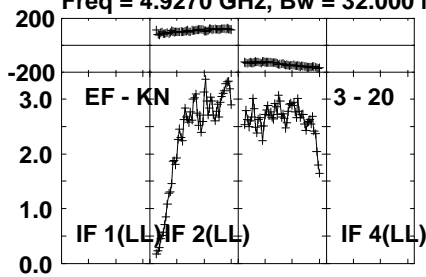
Lower frame: Micro Ampl Jy Top frame: Phas deg
Vector averaged cross-power spectrum Several baselines displayed
Timerange: 00/22:33:41 to 00/22:35:09

Plot file version 84 created 13-MAR-2023 14:51:08

J1333+2725 ET048C.UVDATA.1

Freq = 4.9270 GHz, Bw = 32.000 MH

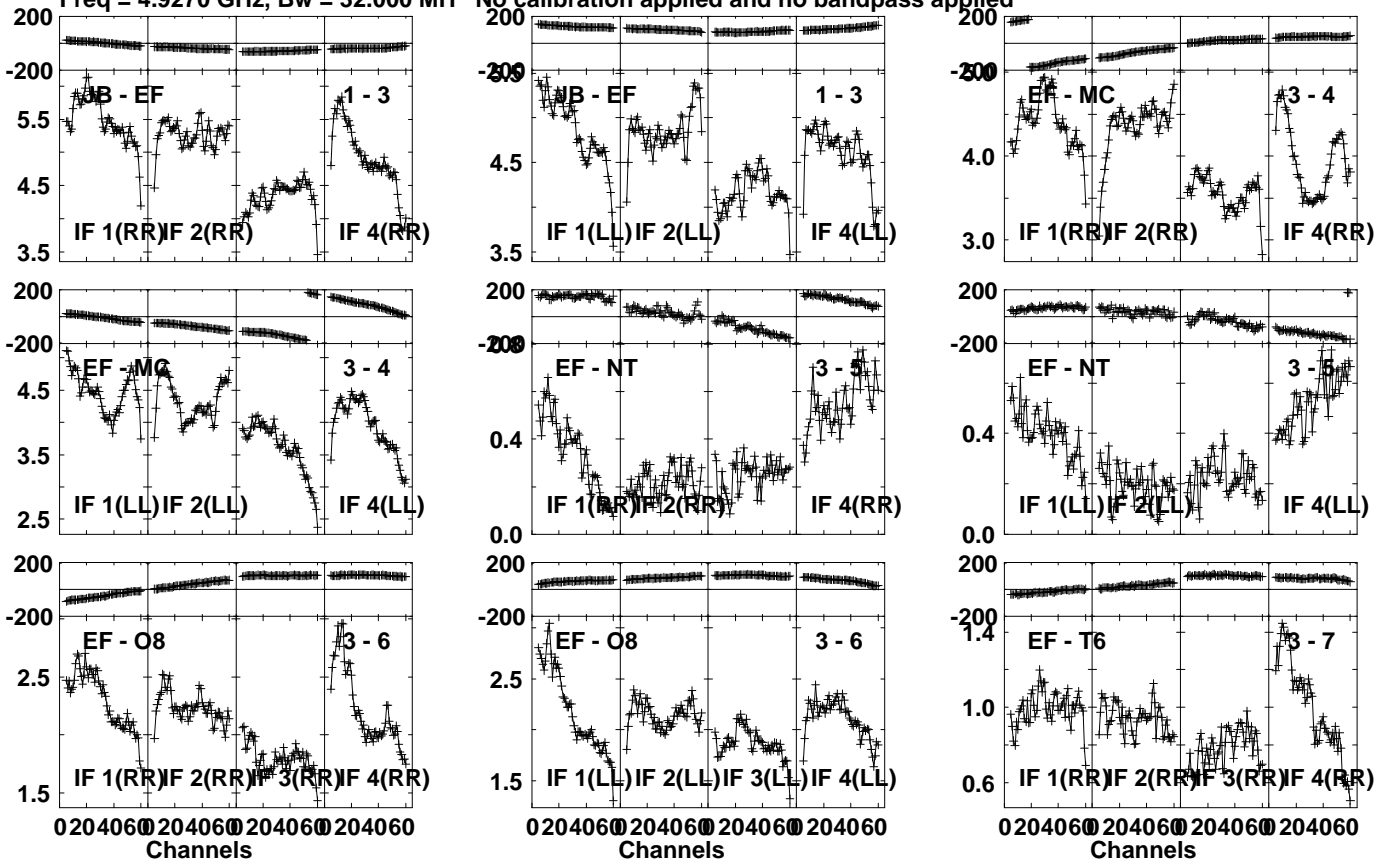
No calibration applied and no bandpass applied



Lower frame: Milli Ampl Jy Top frame: Phas deg
Vector averaged cross-power spectrum Several baselines displayed
Timerange: 00/22:33:41 to 00/22:35:09

Plot file version 85 created 13-MAR-2023 14:51:08
 1328+254 ET048C.UVDATA.1
 Freq = 4.9270 GHz, Bw = 32.000 MH

No calibration applied and no bandpass applied



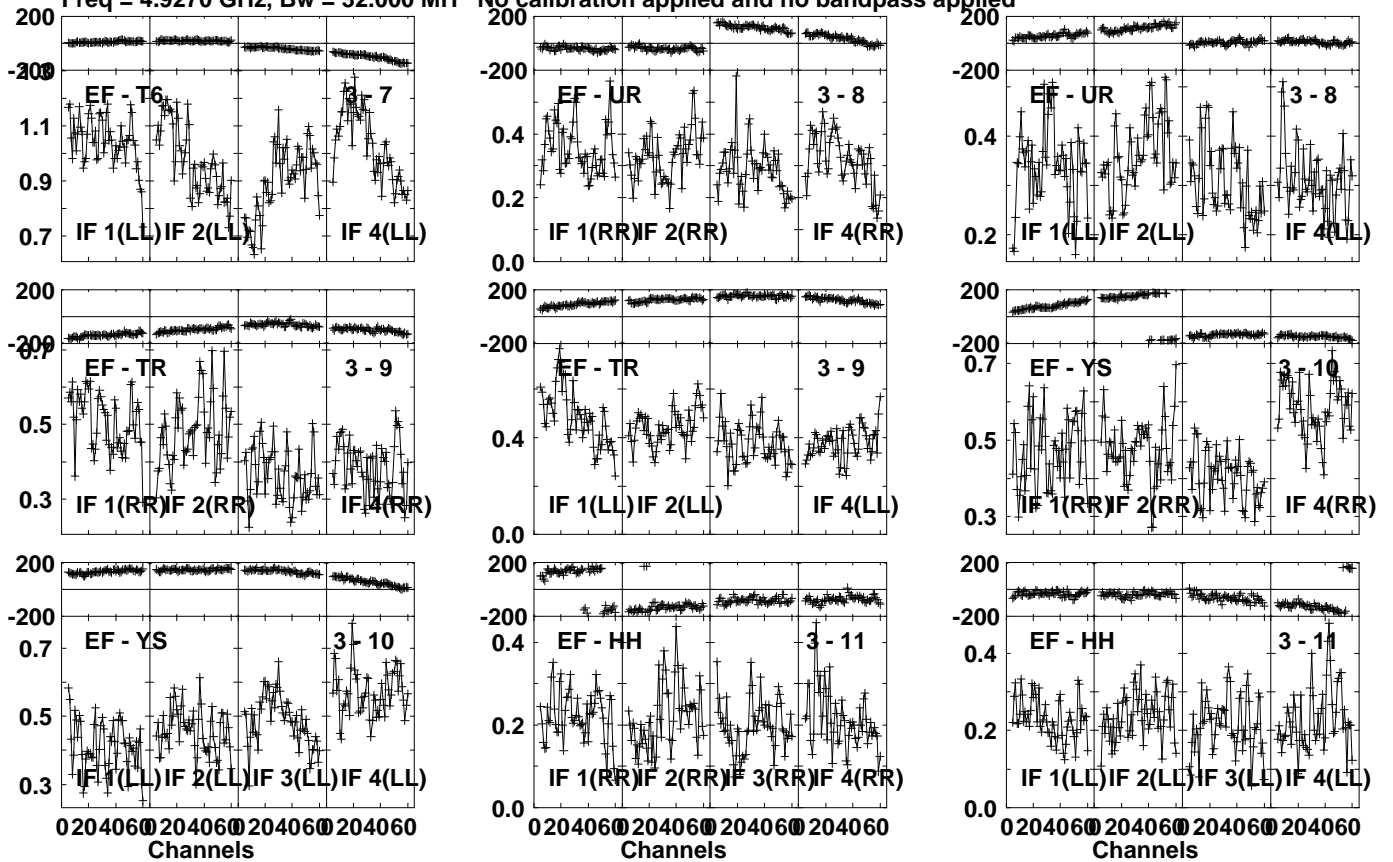
Lower frame: Milli Ampl Jy Top frame: Phas deg
 Vector averaged cross-power spectrum Several baselines displayed
 Timerange: 00/22:35:11 to 00/22:38:39

Plot file version 86 created 13-MAR-2023 14:51:09

1328+254 ET048C.UVDATA.1

Freq = 4.9270 GHz, Bw = 32.000 MH

No calibration applied and no bandpass applied



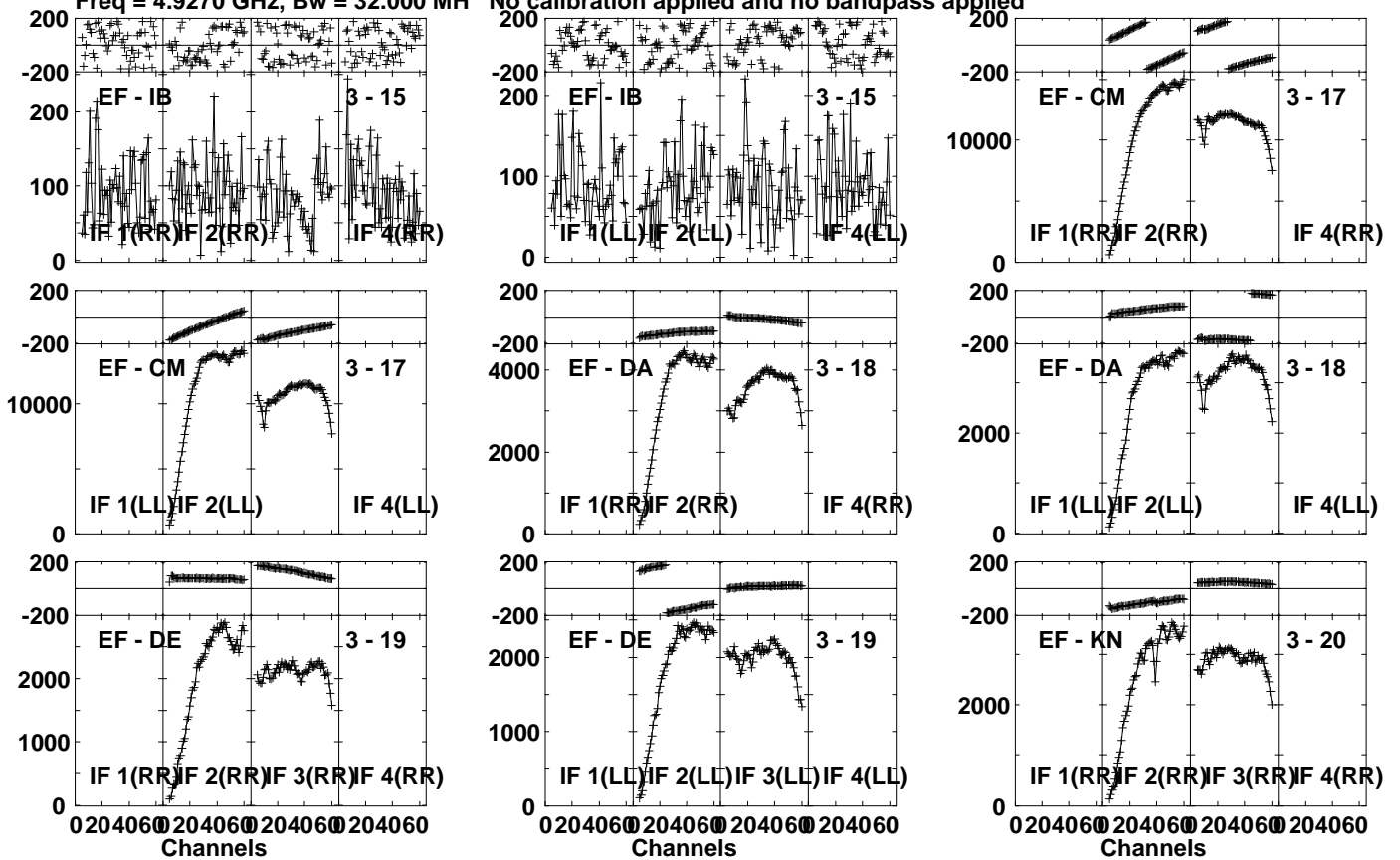
Lower frame: Milli Ampl Jy Top frame: Phas deg
Vector averaged cross-power spectrum Several baselines displayed
Timerange: 00/22:35:11 to 00/22:38:39

Plot file version 87 created 13-MAR-2023 14:51:09

1328+254 ET048C.UVDATA.1

Freq = 4.9270 GHz, Bw = 32.000 MH

No calibration applied and no bandpass applied



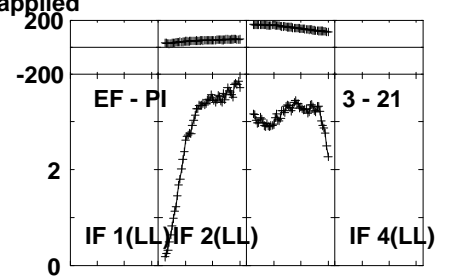
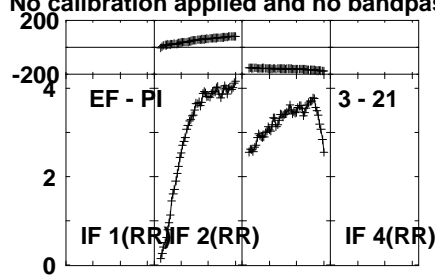
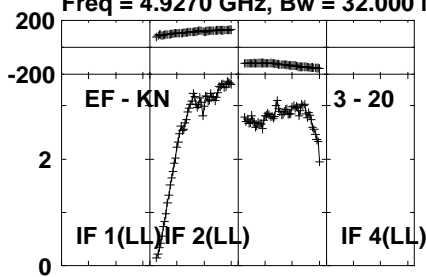
Lower frame: Micro Ampl Jy Top frame: Phas deg
Vector averaged cross-power spectrum Several baselines displayed
Timerange: 00/22:35:11 to 00/22:38:39

Plot file version 88 created 13-MAR-2023 14:51:09

1328+254 ET048C.UVDATA.1

Freq = 4.9270 GHz, Bw = 32.000 MH

No calibration applied and no bandpass applied



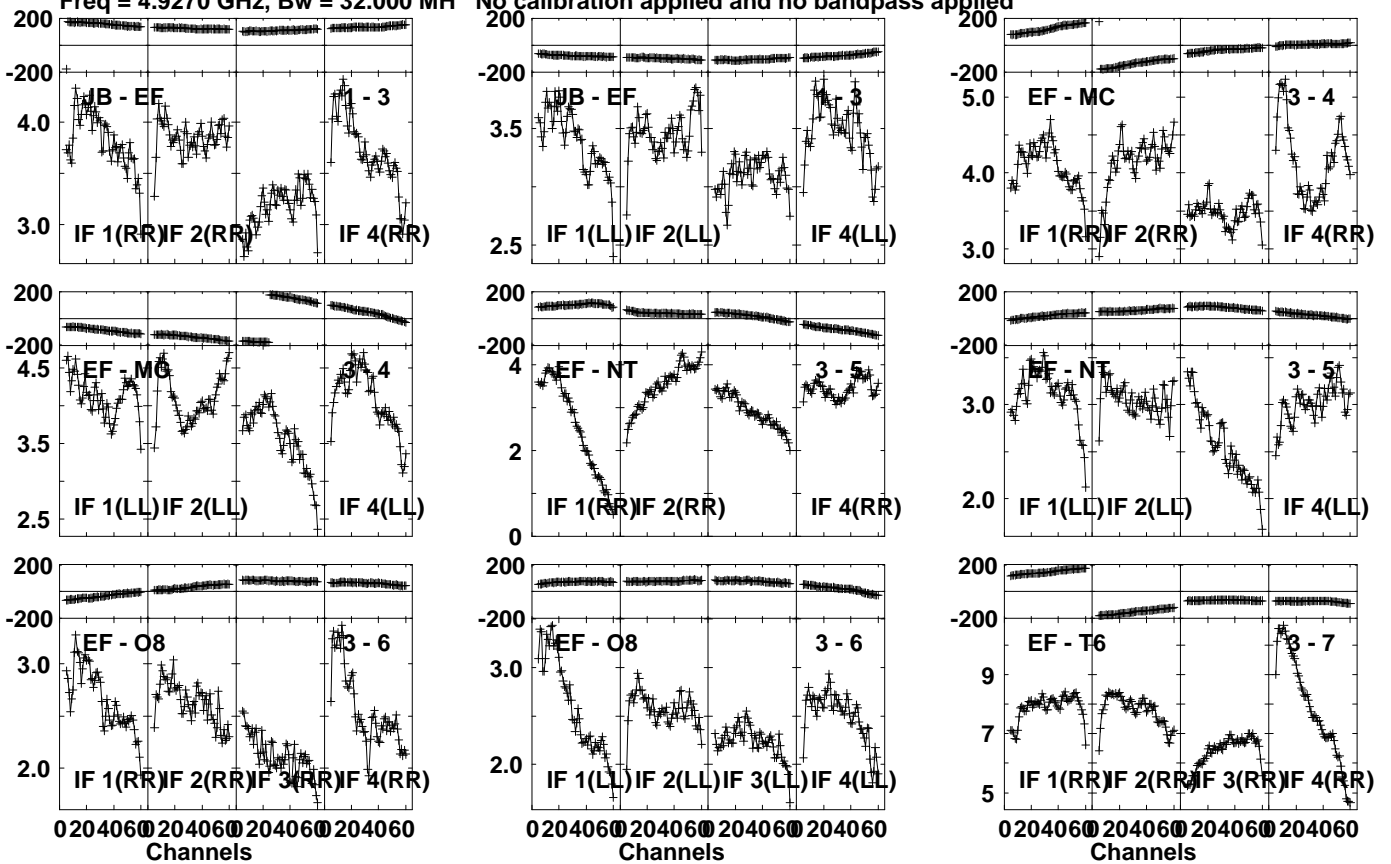
Lower frame: Milli Ampl Jy Top frame: Phas deg
Vector averaged cross-power spectrum Several baselines displayed
Timerange: 00/22:35:11 to 00/22:38:39

Plot file version 89 created 13-MAR-2023 14:51:09

J1333+2725 ET048C.UVDATA.1

Freq = 4.9270 GHz, Bw = 32.000 MH

No calibration applied and no bandpass applied



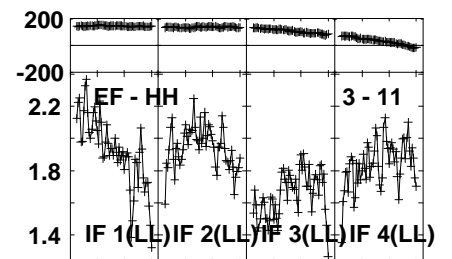
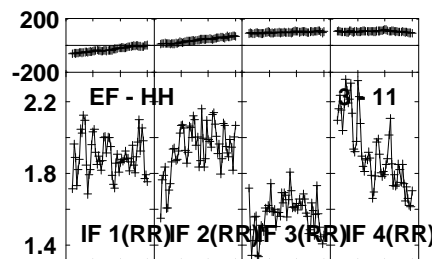
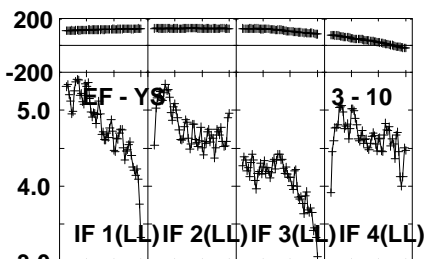
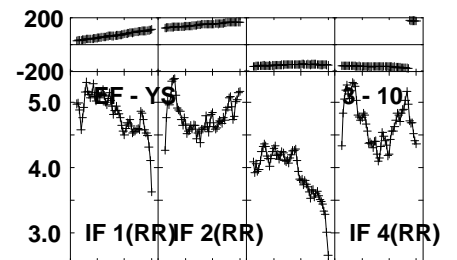
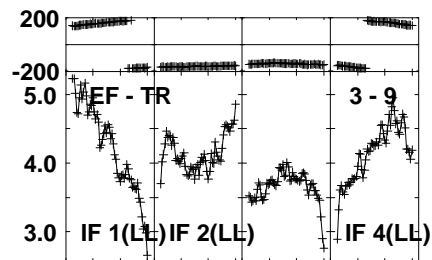
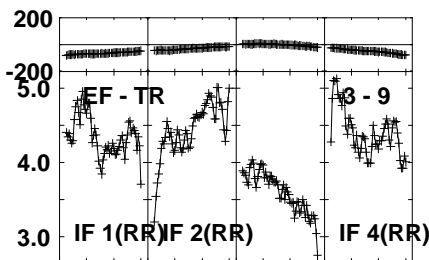
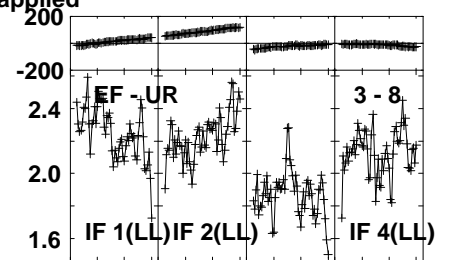
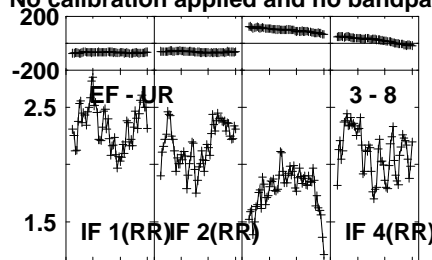
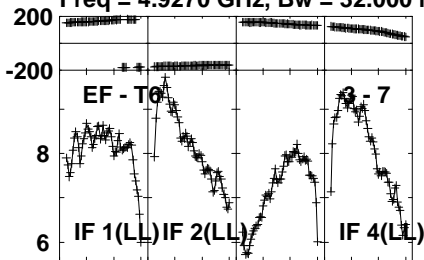
Lower frame: Milli Ampl Jy Top frame: Phas deg
Vector averaged cross-power spectrum Several baselines displayed
Timerange: 00/22:39:21 to 00/22:40:49

Plot file version 90 created 13-MAR-2023 14:51:09

J1333+2725 ET048C.UVDATA.1

Freq = 4.9270 GHz, Bw = 32.000 MH

No calibration applied and no bandpass applied



0204060 204060 204060 204060
Channels

0204060 204060 204060 204060
Channels

0204060 204060 204060 204060
Channels

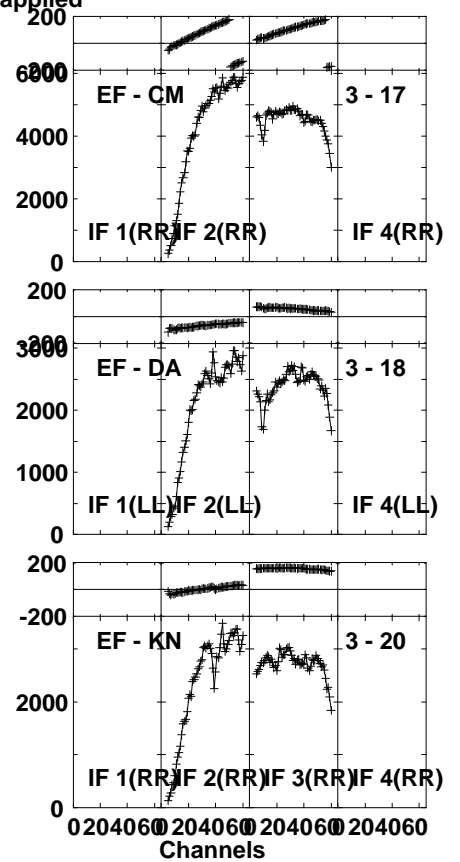
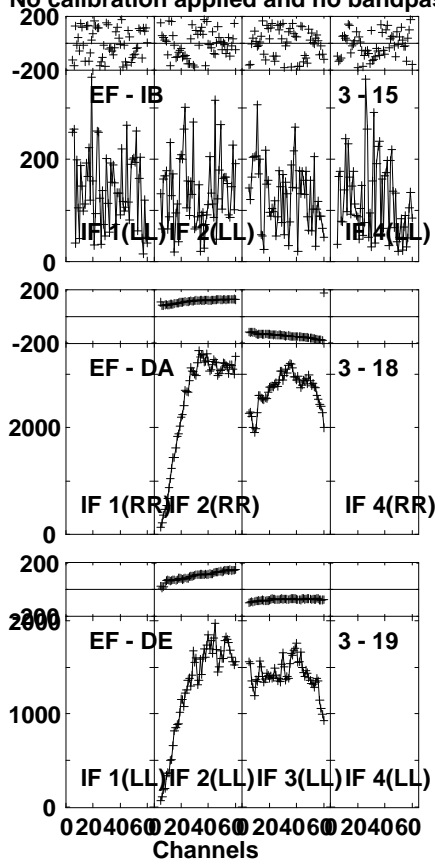
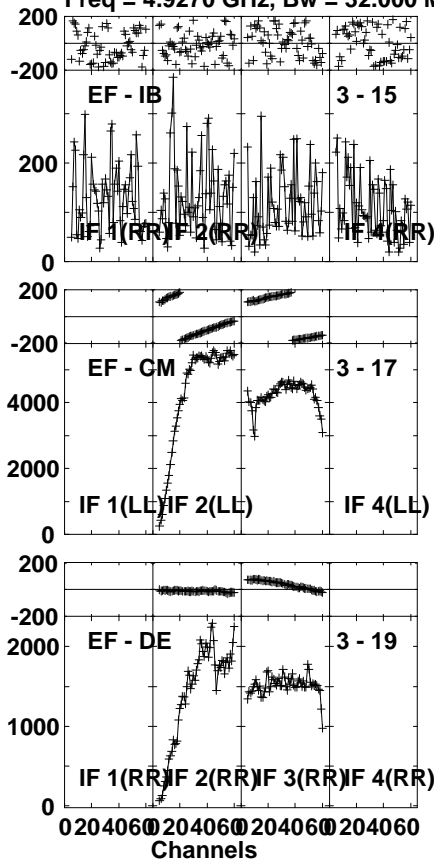
Lower frame: Milli Ampl Jy Top frame: Phas deg
Vector averaged cross-power spectrum Several baselines displayed
Timerange: 00/22:39:21 to 00/22:40:49

Plot file version 91 created 13-MAR-2023 14:51:09

J1333+2725 ET048C.UVDATA.1

Freq = 4.9270 GHz, Bw = 32.000 MH

No calibration applied and no bandpass applied



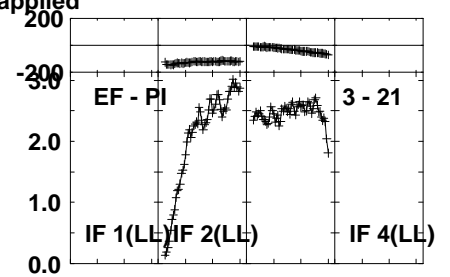
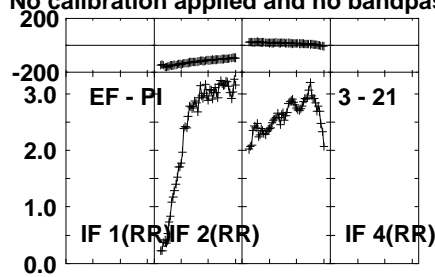
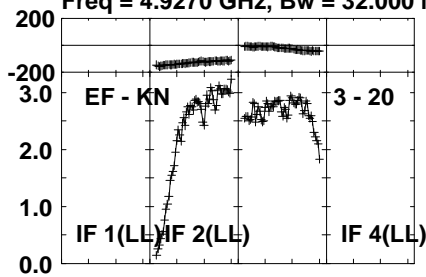
Lower frame: Micro Ampl Jy Top frame: Phas deg
Vector averaged cross-power spectrum Several baselines displayed
Timerange: 00/22:39:21 to 00/22:40:49

Plot file version 92 created 13-MAR-2023 14:51:09

J1333+2725 ET048C.UVDATA.1

Freq = 4.9270 GHz, Bw = 32.000 MH

No calibration applied and no bandpass applied



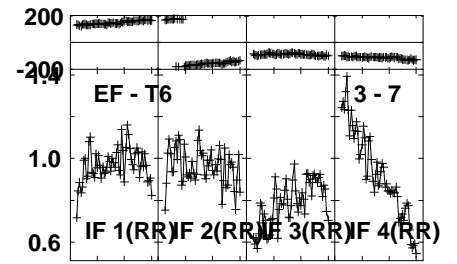
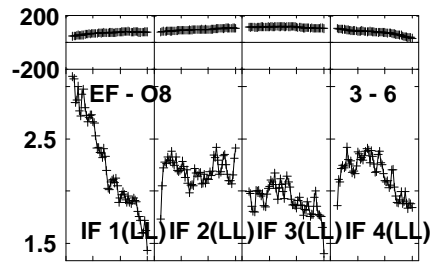
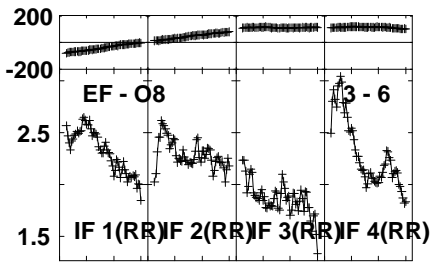
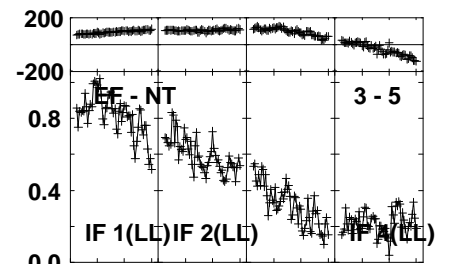
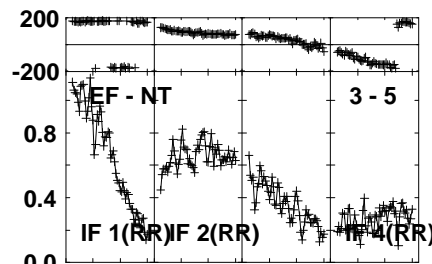
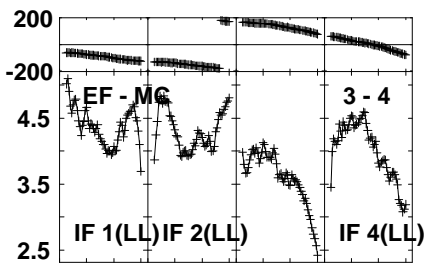
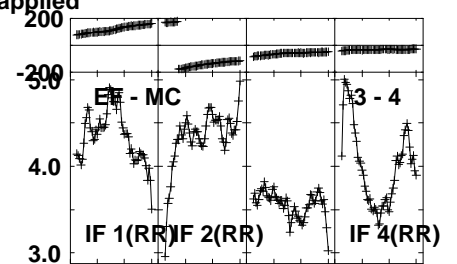
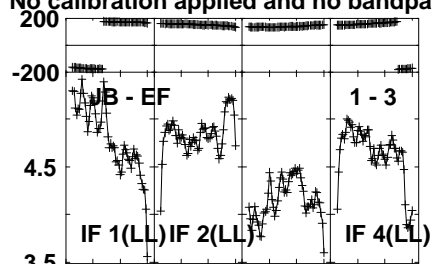
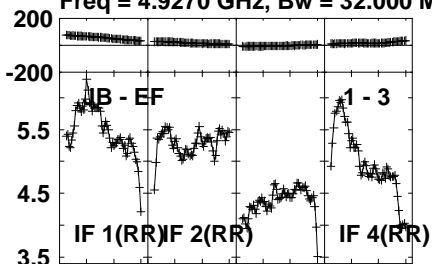
Lower frame: Milli Ampl Jy Top frame: Phas deg
Vector averaged cross-power spectrum Several baselines displayed
Timerange: 00/22:39:21 to 00/22:40:49

Plot file version 93 created 13-MAR-2023 14:51:10

1328+254 ET048C.UVDATA.1

Freq = 4.9270 GHz, Bw = 32.000 MH

No calibration applied and no bandpass applied



0204060 0204060 0204060 0204060
Channels

0204060 0204060 0204060 0204060
Channels

0204060 0204060 0204060 0204060
Channels

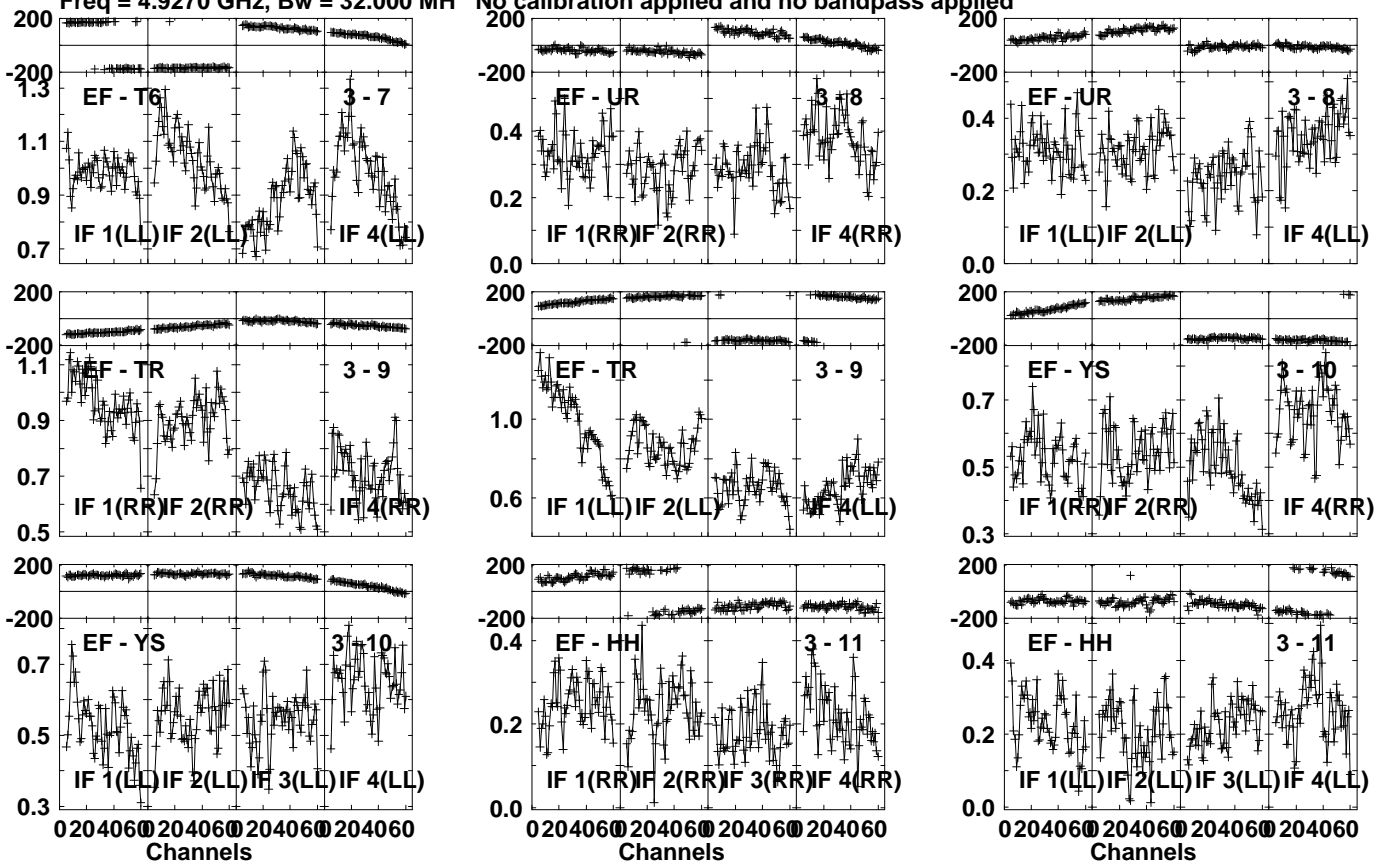
Lower frame: Milli Ampl Jy Top frame: Phas deg
Vector averaged cross-power spectrum Several baselines displayed
Timerange: 00/22:40:51 to 00/22:44:19

Plot file version 94 created 13-MAR-2023 14:51:10

1328+254 ET048C.UVDATA.1

Freq = 4.9270 GHz, Bw = 32.000 MH

No calibration applied and no bandpass applied



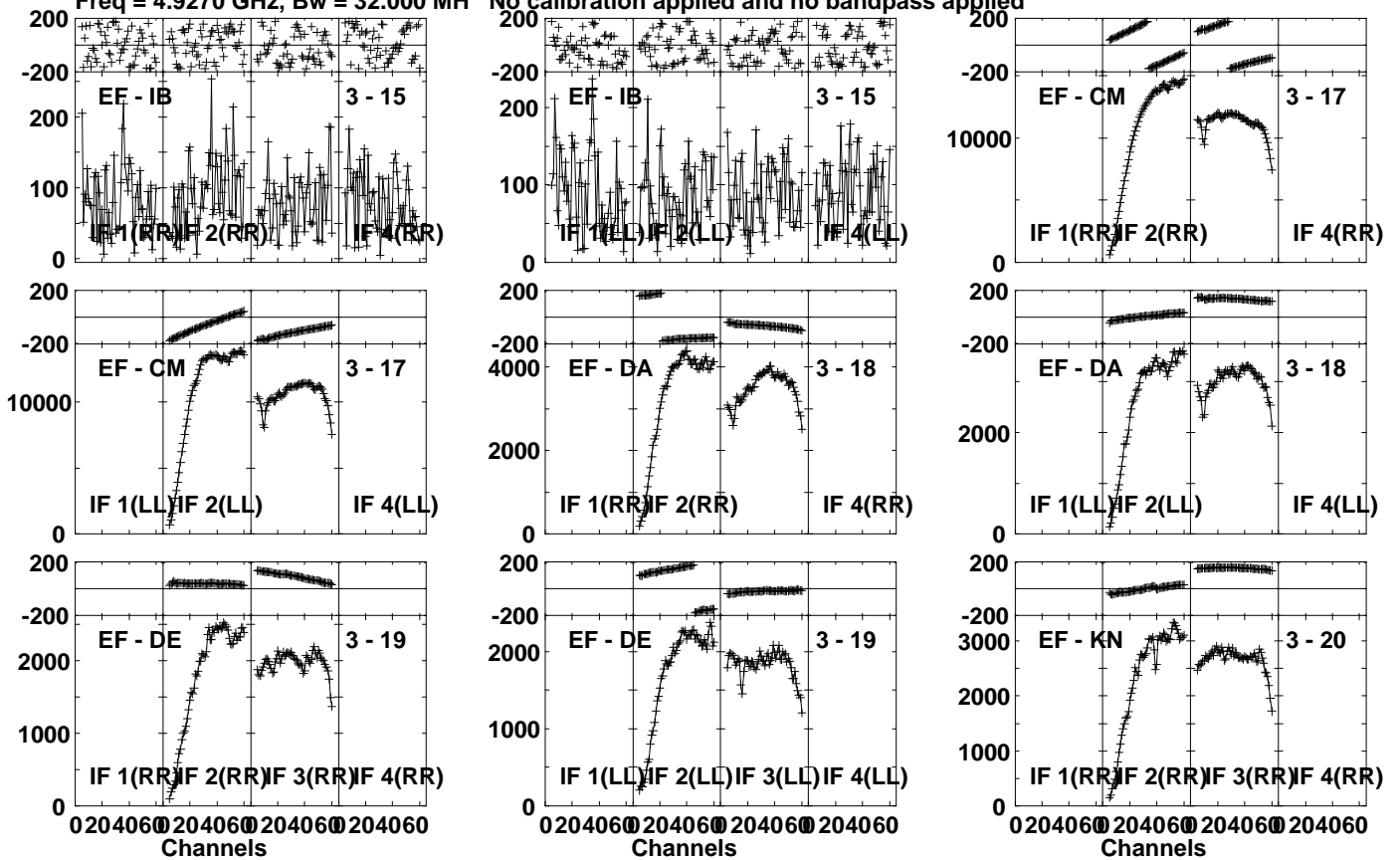
Lower frame: Milli Ampl Jy Top frame: Phas deg
Vector averaged cross-power spectrum Several baselines displayed
Timerange: 00/22:40:51 to 00/22:44:19

Plot file version 95 created 13-MAR-2023 14:51:10

1328+254 ET048C.UVDATA.1

Freq = 4.9270 GHz, Bw = 32.000 MH

No calibration applied and no bandpass applied



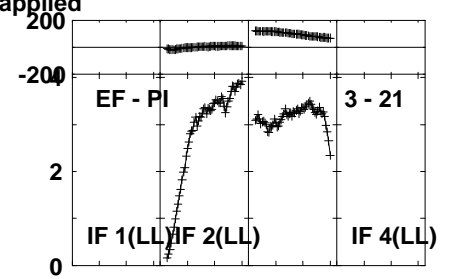
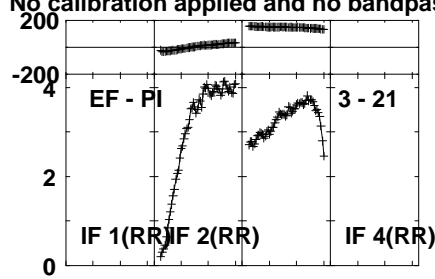
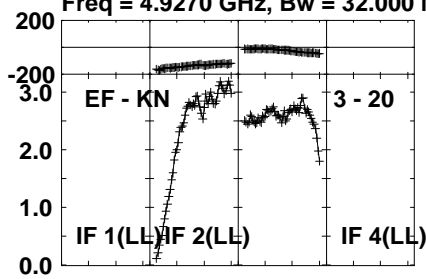
Lower frame: Micro Ampl Jy Top frame: Phas deg
Vector averaged cross-power spectrum Several baselines displayed
Timerange: 00/22:40:51 to 00/22:44:19

Plot file version 96 created 13-MAR-2023 14:51:10

1328+254 ET048C.UVDATA.1

Freq = 4.9270 GHz, Bw = 32.000 MH

No calibration applied and no bandpass applied



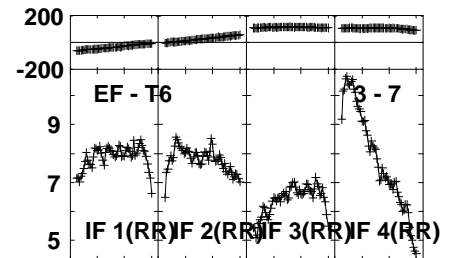
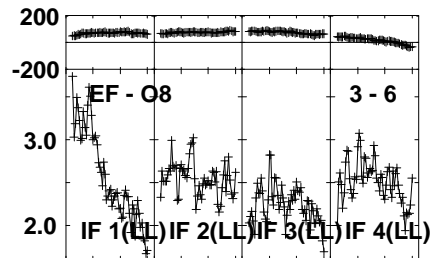
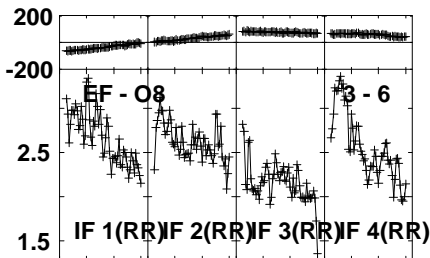
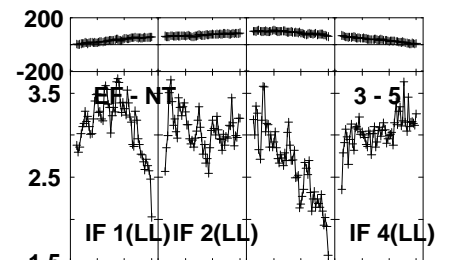
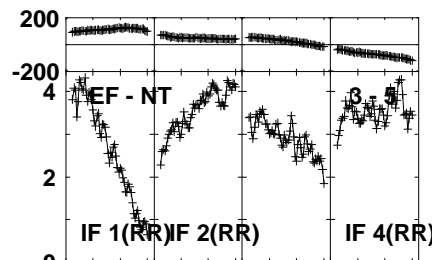
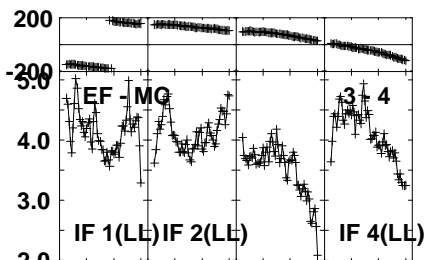
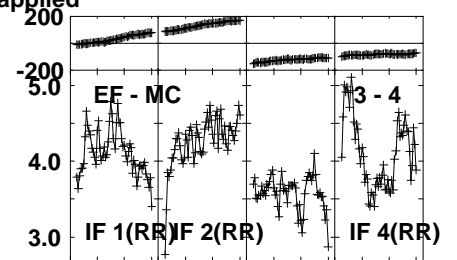
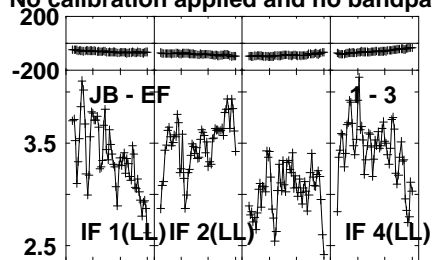
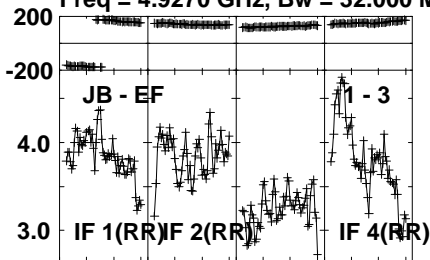
Lower frame: Milli Ampl Jy Top frame: Phas deg
Vector averaged cross-power spectrum Several baselines displayed
Timerange: 00/22:40:51 to 00/22:44:19

Plot file version 97 created 13-MAR-2023 14:51:10

J1333+2725 ET048C.UVDATA.1

Freq = 4.9270 GHz, Bw = 32.000 MH

No calibration applied and no bandpass applied



0204060 204060 204060 204060
Channels

0204060 204060 204060 204060
Channels

0204060 204060 204060 204060
Channels

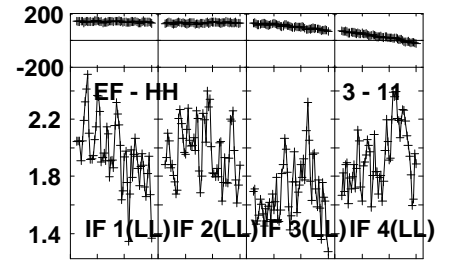
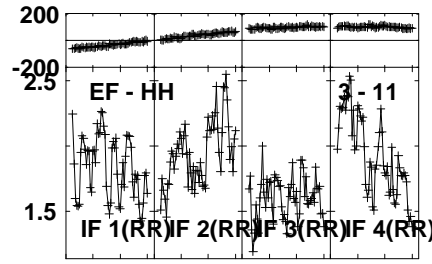
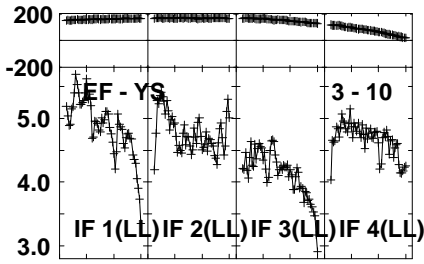
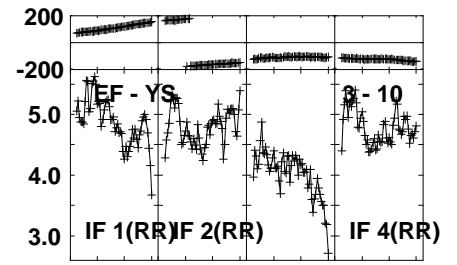
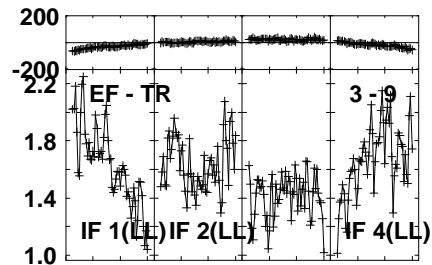
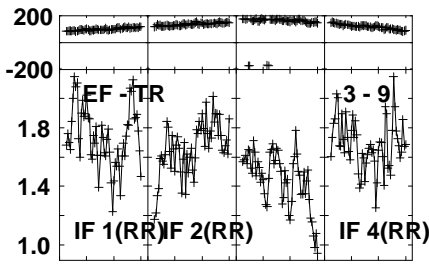
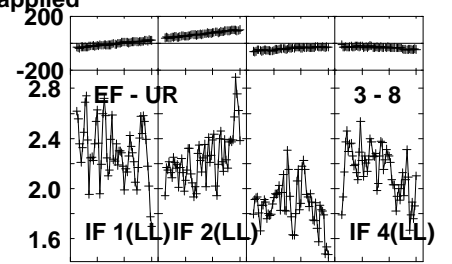
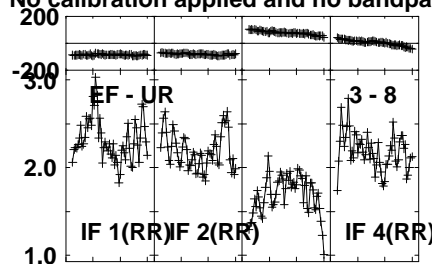
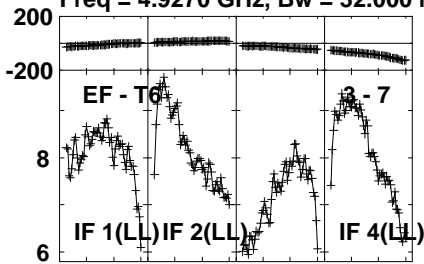
Lower frame: Milli Ampl Jy Top frame: Phas deg
Vector averaged cross-power spectrum Several baselines displayed
Timerange: 00/22:44:21 to 00/22:45:49

Plot file version 98 created 13-MAR-2023 14:51:10

J1333+2725 ET048C.UVDATA.1

Freq = 4.9270 GHz, Bw = 32.000 MH

No calibration applied and no bandpass applied



Lower frame: Milli Ampl Jy Top frame: Phas deg

Vector averaged cross-power spectrum Several baselines displayed

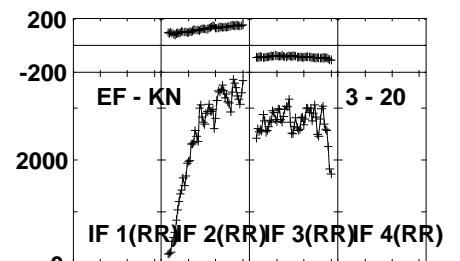
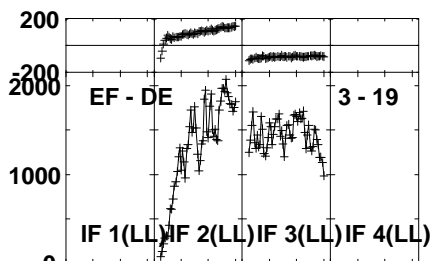
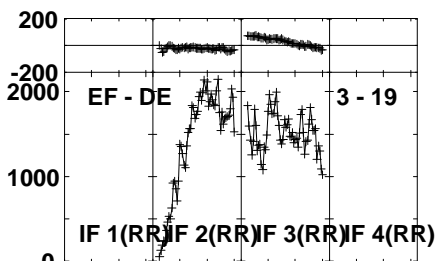
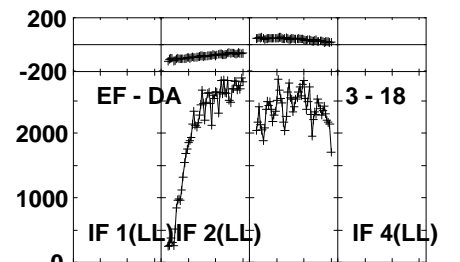
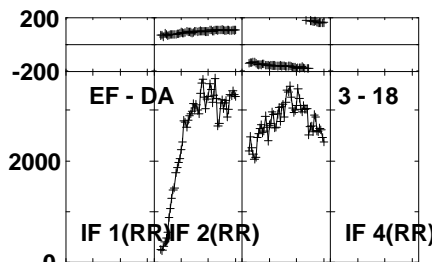
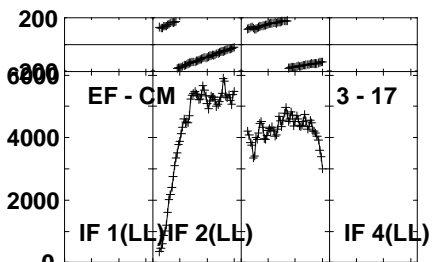
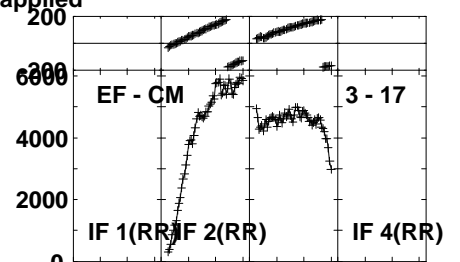
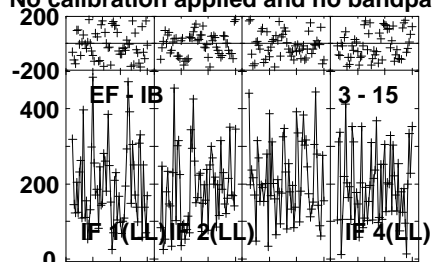
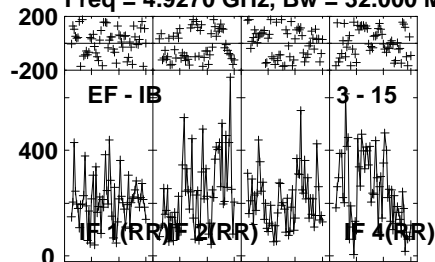
Timerange: 00/22:44:21 to 00/22:45:49

Plot file version 99 created 13-MAR-2023 14:51:10

J1333+2725 ET048C.UVDATA.1

Freq = 4.9270 GHz, Bw = 32.000 MH

No calibration applied and no bandpass applied



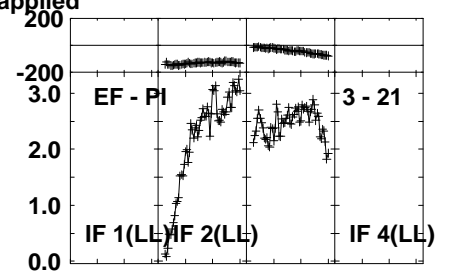
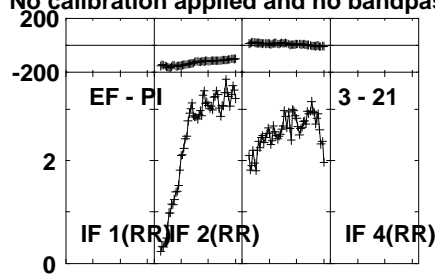
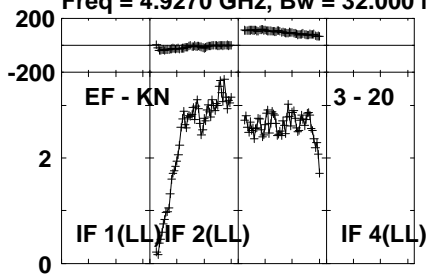
Lower frame: Micro Ampl Jy Top frame: Phas deg
Vector averaged cross-power spectrum Several baselines displayed
Timerange: 00/22:44:21 to 00/22:45:49

Plot file version 100 created 13-MAR-2023 14:51:11

J1333+2725 ET048C.UVDATA.1

Freq = 4.9270 GHz, Bw = 32.000 MH

No calibration applied and no bandpass applied



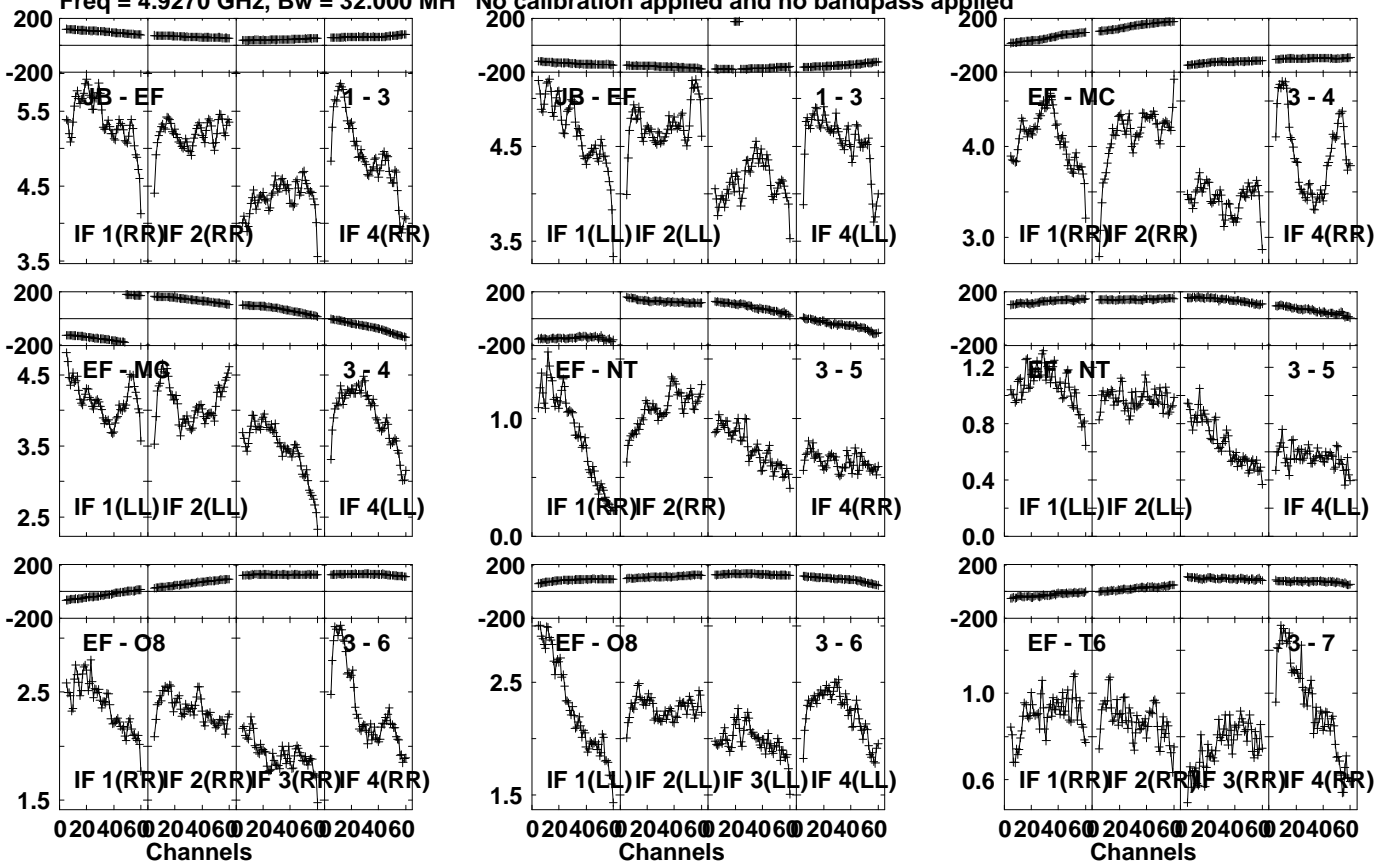
Lower frame: Milli Ampl Jy Top frame: Phas deg
Vector averaged cross-power spectrum Several baselines displayed
Timerange: 00/22:44:21 to 00/22:45:49

Plot file version 101 created 13-MAR-2023 14:51:11

1328+254 ET048C.UVDATA.1

Freq = 4.9270 GHz, Bw = 32.000 MH

No calibration applied and no bandpass applied



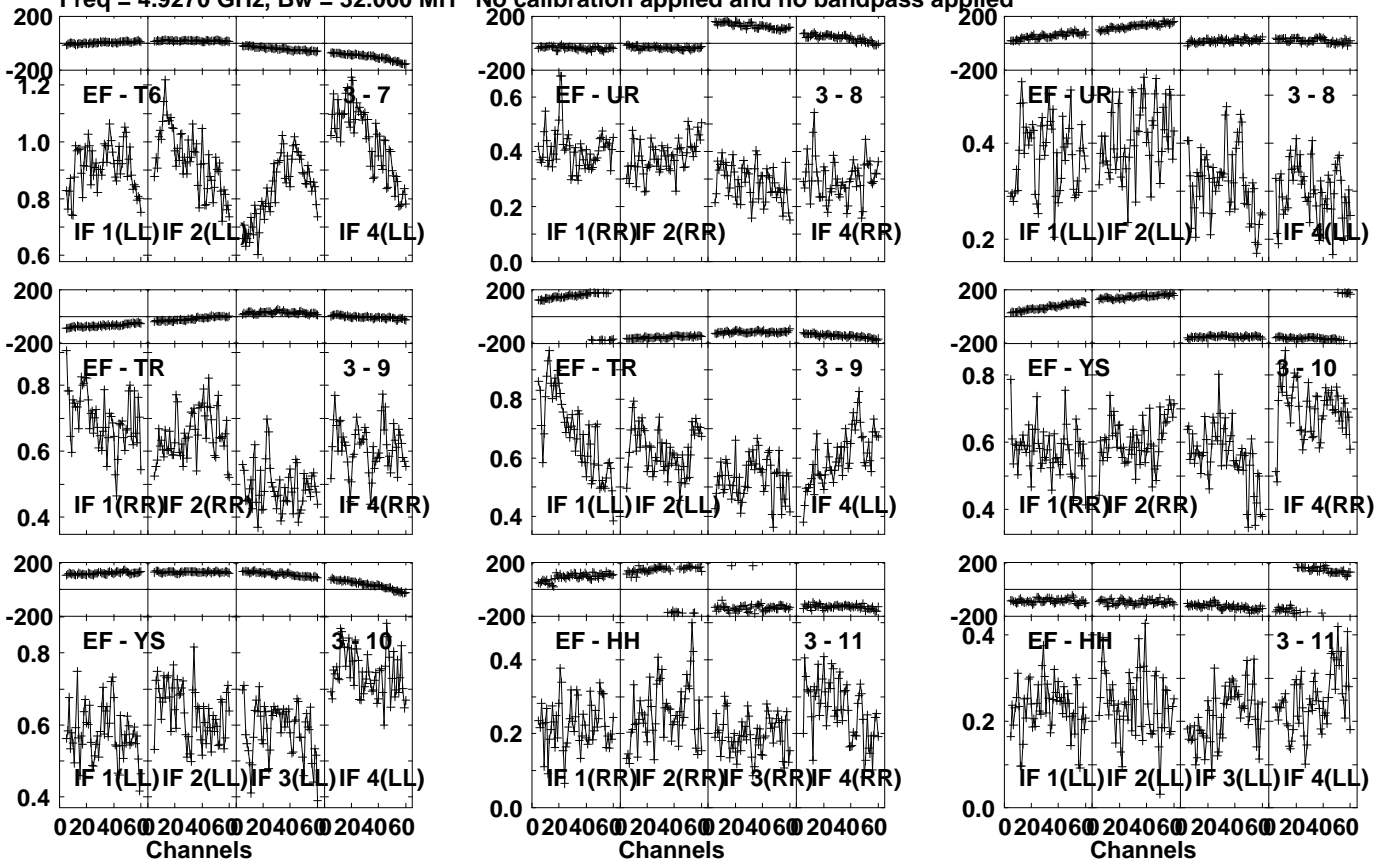
Lower frame: Milli Ampl Jy Top frame: Phas deg
Vector averaged cross-power spectrum Several baselines displayed
Timerange: 00/22:45:51 to 00/22:49:19

Plot file version 102 created 13-MAR-2023 14:51:11

1328+254 ET048C.UVDATA.1

Freq = 4.9270 GHz, Bw = 32.000 MH

No calibration applied and no bandpass applied



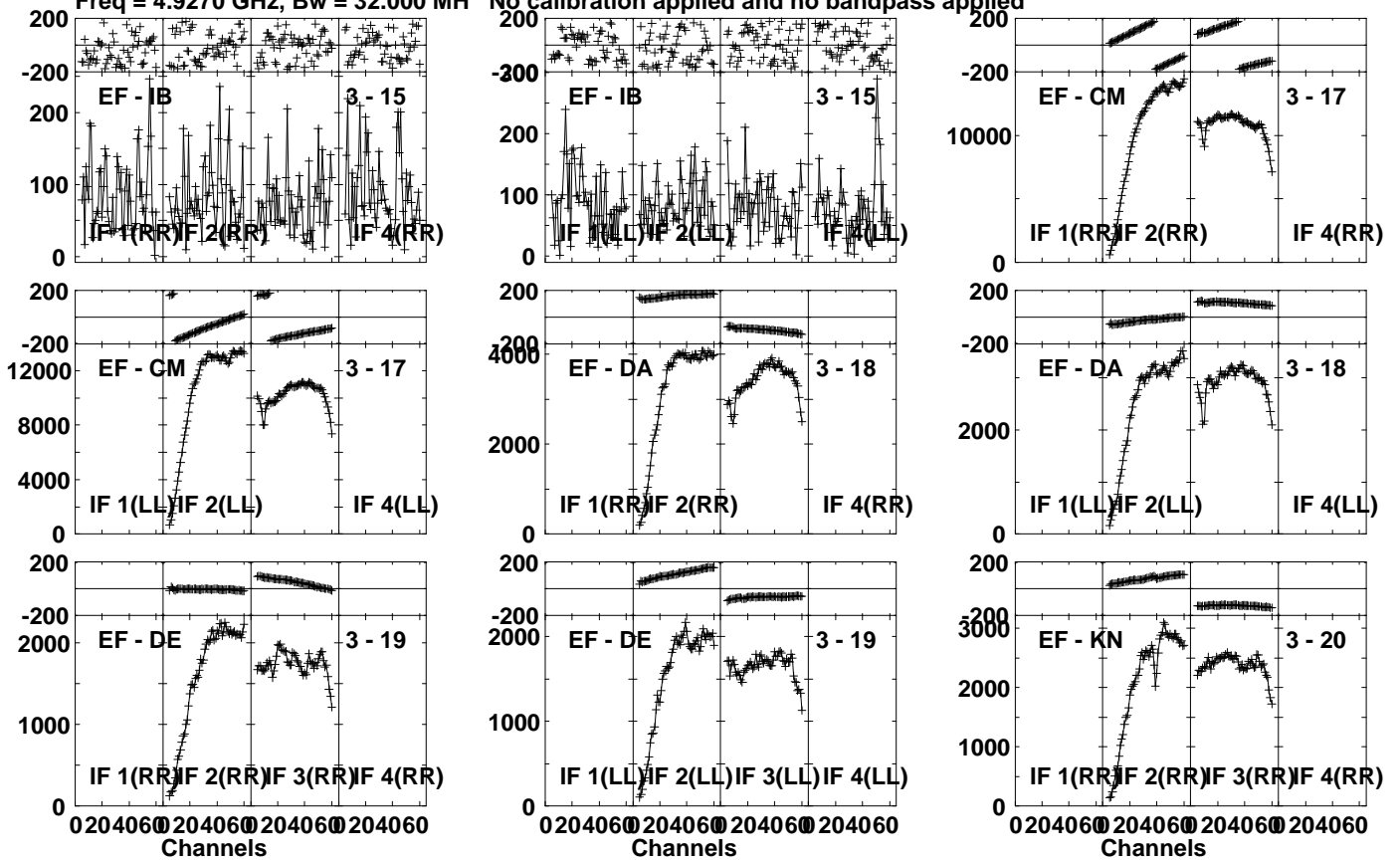
Lower frame: Milli Ampl Jy Top frame: Phas deg
Vector averaged cross-power spectrum Several baselines displayed
Timerange: 00/22:45:51 to 00/22:49:19

Plot file version 103 created 13-MAR-2023 14:51:11

1328+254 ET048C.UVDATA.1

Freq = 4.9270 GHz, Bw = 32.000 MH

No calibration applied and no bandpass applied



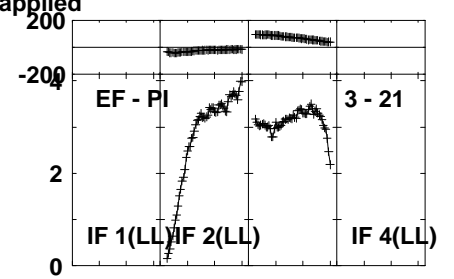
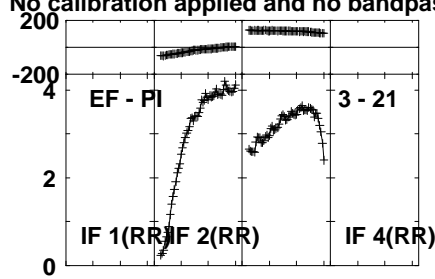
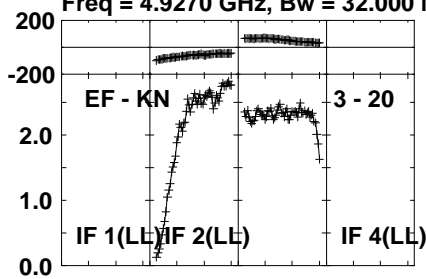
Lower frame: Micro Ampl Jy Top frame: Phas deg
Vector averaged cross-power spectrum Several baselines displayed
Timerange: 00/22:45:51 to 00/22:49:19

Plot file version 104 created 13-MAR-2023 14:51:11

1328+254 ET048C.UVDATA.1

Freq = 4.9270 GHz, Bw = 32.000 MH

No calibration applied and no bandpass applied



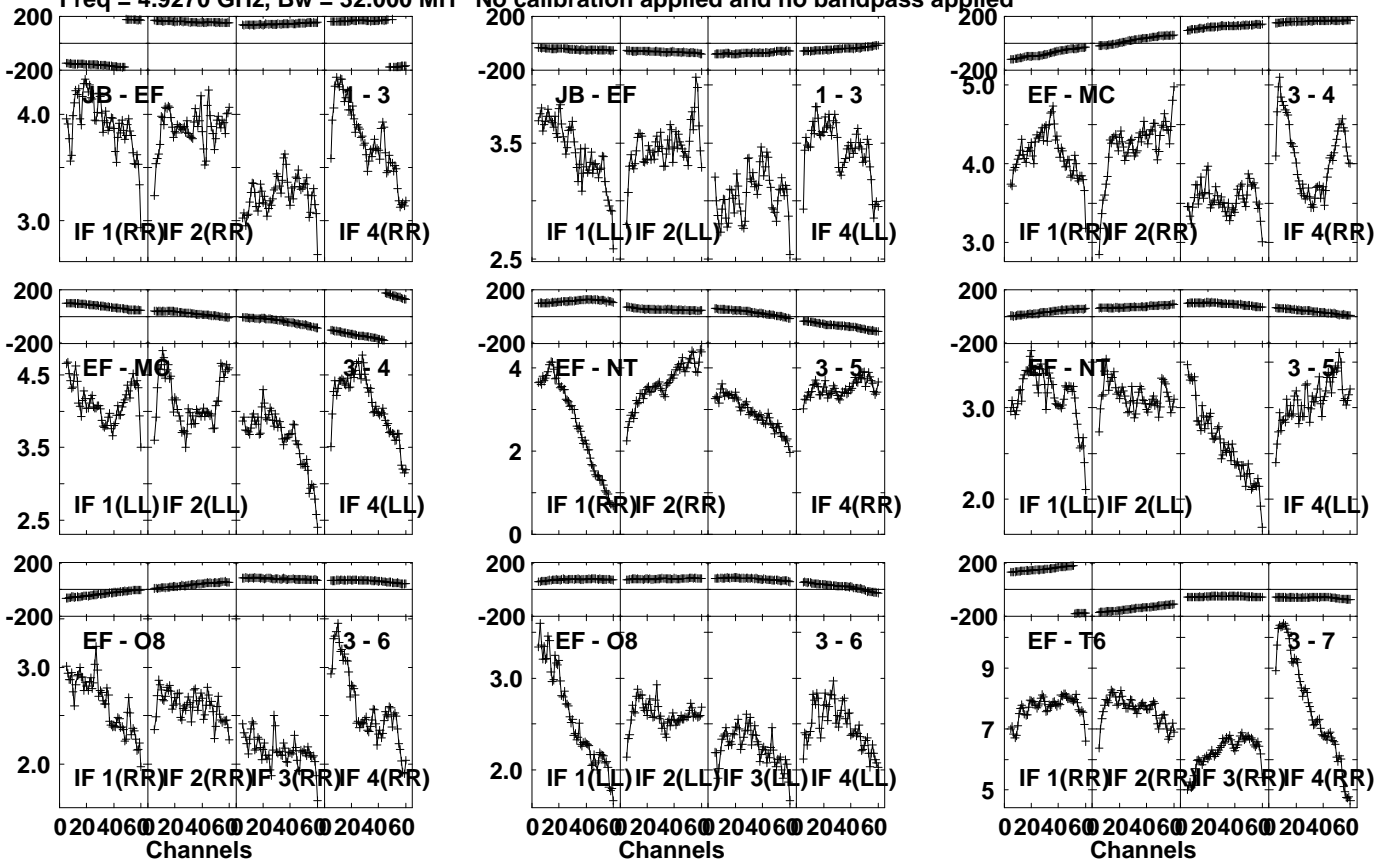
Lower frame: Milli Ampl Jy Top frame: Phas deg
Vector averaged cross-power spectrum Several baselines displayed
Timerange: 00/22:45:51 to 00/22:49:19

Plot file version 105 created 13-MAR-2023 14:51:11

J1333+2725 ET048C.UVDATA.1

Freq = 4.9270 GHz, Bw = 32.000 MH

No calibration applied and no bandpass applied



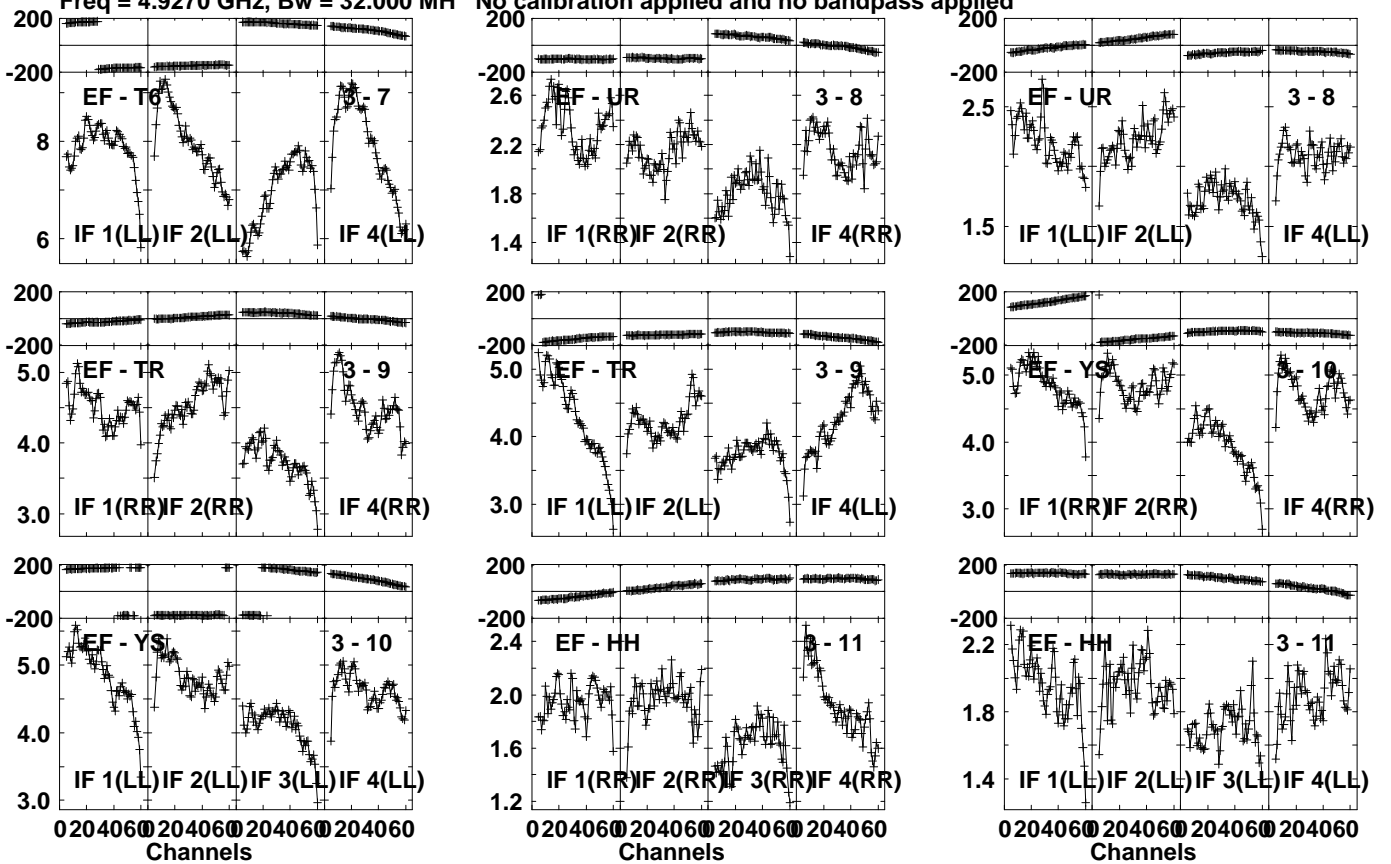
Lower frame: Milli Ampl Jy Top frame: Phas deg
 Vector averaged cross-power spectrum Several baselines displayed
 Timerange: 00/22:50:01 to 00/22:51:29

Plot file version 106 created 13-MAR-2023 14:51:11

J1333+2725 ET048C.UVDATA.1

Freq = 4.9270 GHz, Bw = 32.000 MH

No calibration applied and no bandpass applied



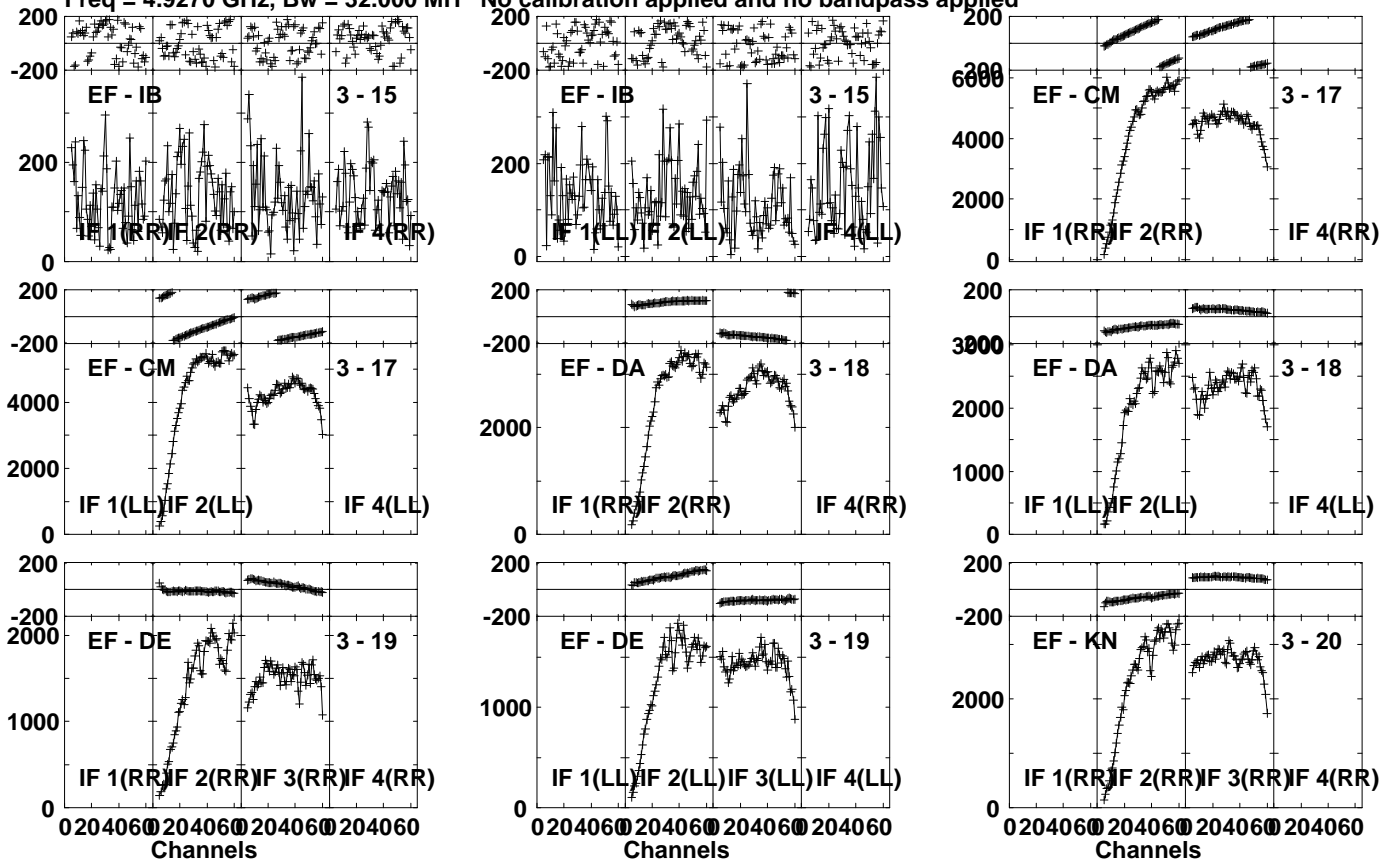
Lower frame: Milli Ampl Jy Top frame: Phas deg
Vector averaged cross-power spectrum Several baselines displayed
Timerange: 00:22:50:01 to 00:22:51:29

Plot file version 107 created 13-MAR-2023 14:51:12

J1333+2725 ET048C.UVDATA.1

Freq = 4.9270 GHz, Bw = 32.000 MH

No calibration applied and no bandpass applied



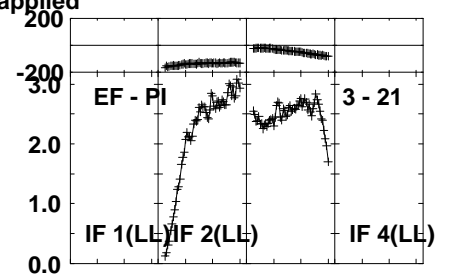
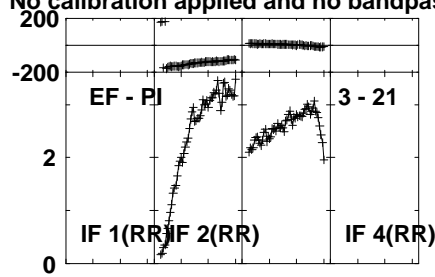
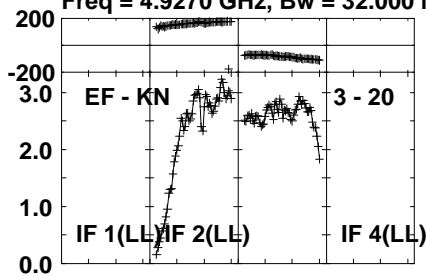
Lower frame: Micro Ampl Jy Top frame: Phas deg
Vector averaged cross-power spectrum Several baselines displayed
Timerange: 00/22:50:01 to 00/22:51:29

Plot file version 108 created 13-MAR-2023 14:51:12

J1333+2725 ET048C.UVDATA.1

Freq = 4.9270 GHz, Bw = 32.000 MH

No calibration applied and no bandpass applied



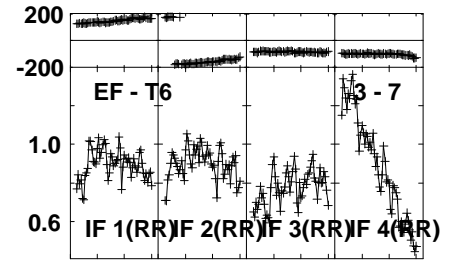
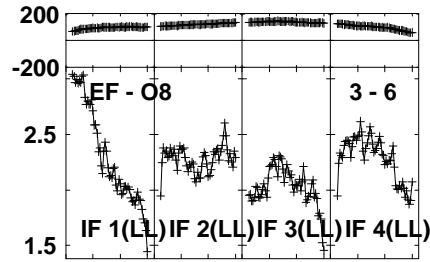
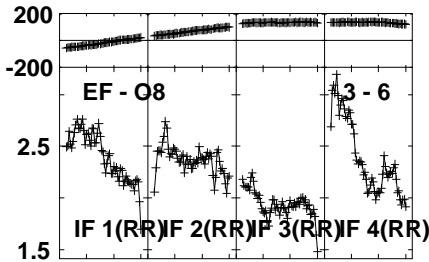
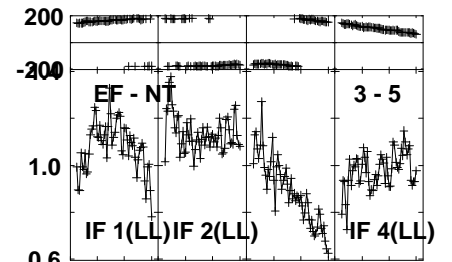
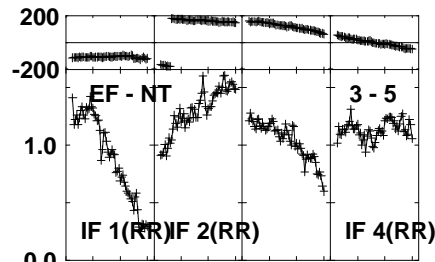
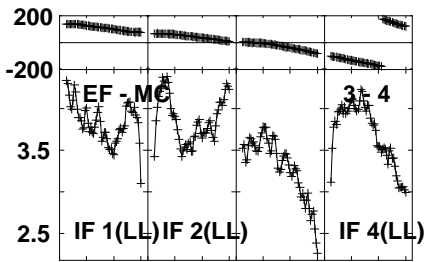
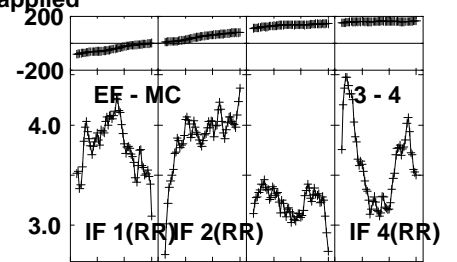
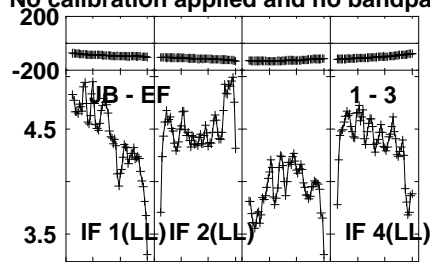
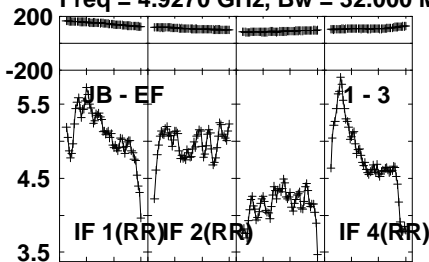
Lower frame: Milli Ampl Jy Top frame: Phas deg
Vector averaged cross-power spectrum Several baselines displayed
Timerange: 00/22:50:01 to 00/22:51:29

Plot file version 109 created 13-MAR-2023 14:51:12

1328+254 ET048C.UVDATA.1

Freq = 4.9270 GHz, Bw = 32.000 MH

No calibration applied and no bandpass applied



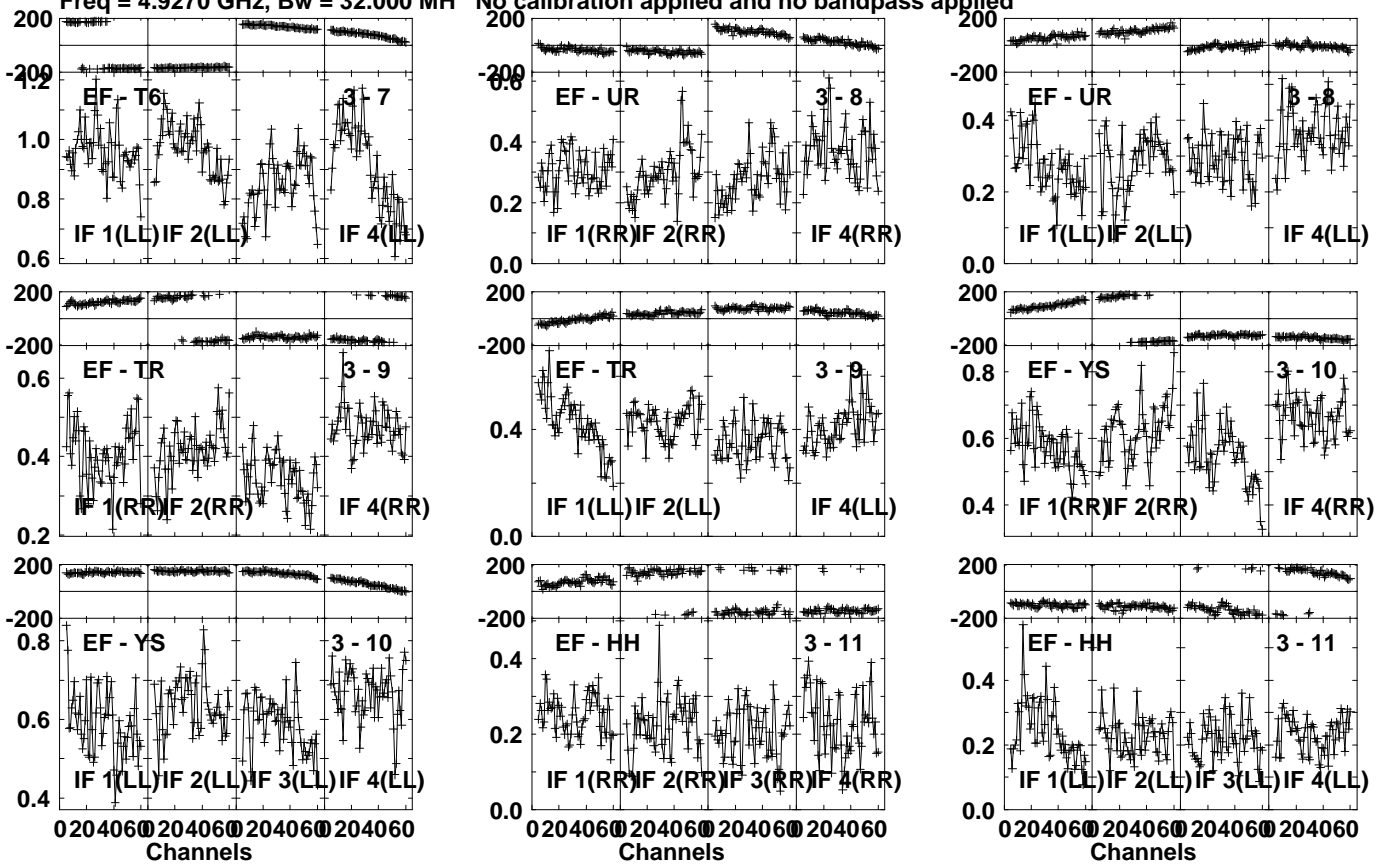
Lower frame: Milli Ampl Jy Top frame: Phas deg
Vector averaged cross-power spectrum Several baselines displayed
Timerange: 00/22:51:31 to 00/22:54:59

Plot file version 110 created 13-MAR-2023 14:51:12

1328+254 ET048C.UVDATA.1

Freq = 4.9270 GHz, Bw = 32.000 MH

No calibration applied and no bandpass applied



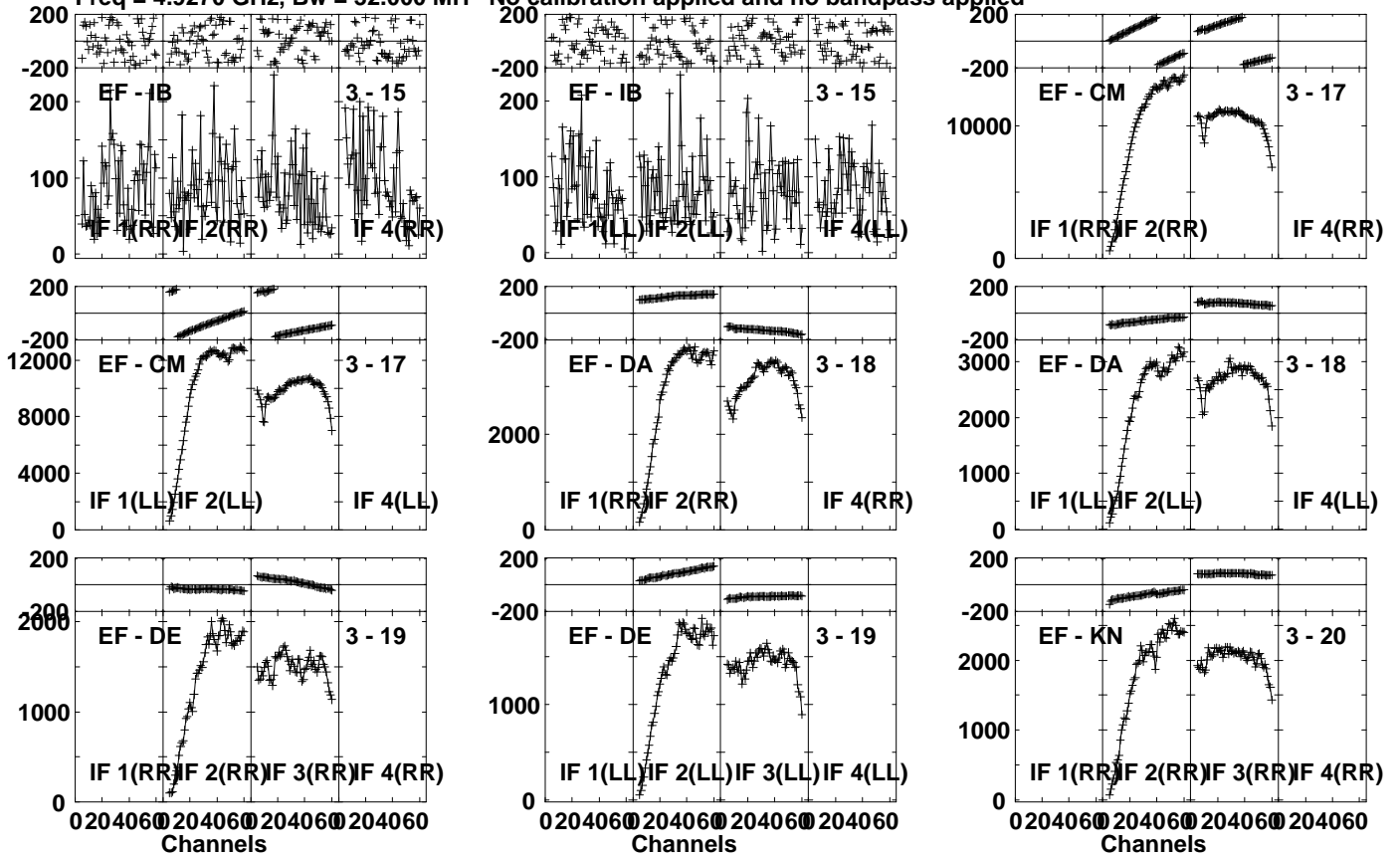
Lower frame: Milli Ampl Jy Top frame: Phas deg
Vector averaged cross-power spectrum Several baselines displayed
Timerange: 00/22:51:31 to 00/22:54:59

Plot file version 111 created 13-MAR-2023 14:51:12

1328+254 ET048C.UVDATA.1

Freq = 4.9270 GHz, Bw = 32.000 MH

No calibration applied and no bandpass applied



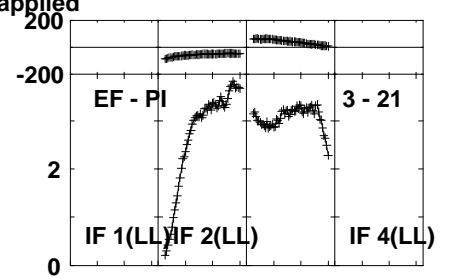
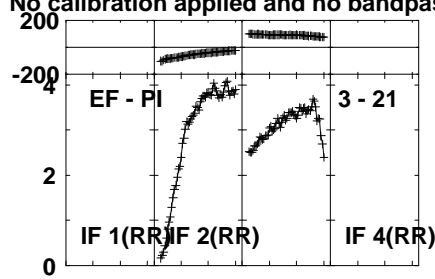
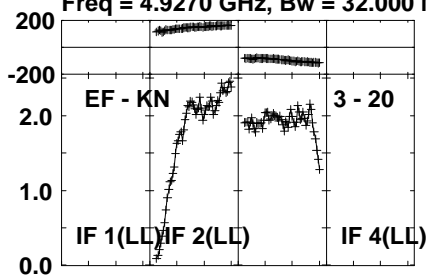
Lower frame: Micro Ampl Jy Top frame: Phas deg
Vector averaged cross-power spectrum Several baselines displayed
Timerange: 00/22:51:31 to 00/22:54:59

Plot file version 112 created 13-MAR-2023 14:51:12

1328+254 ET048C.UVDATA.1

Freq = 4.9270 GHz, Bw = 32.000 MH

No calibration applied and no bandpass applied



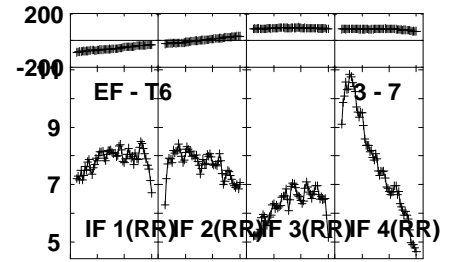
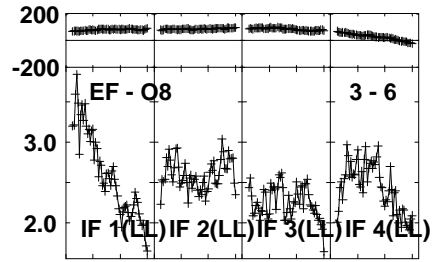
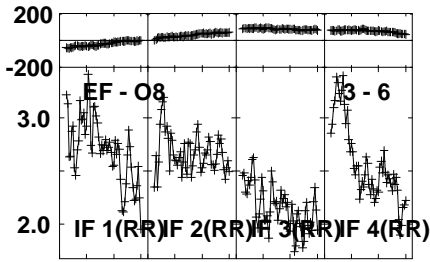
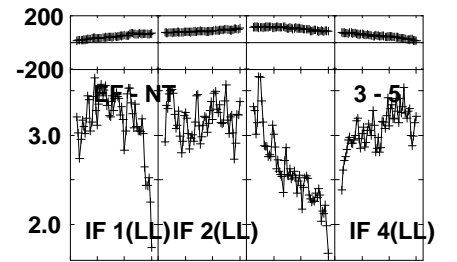
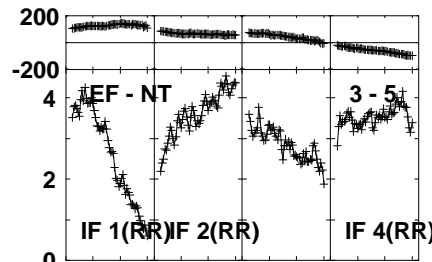
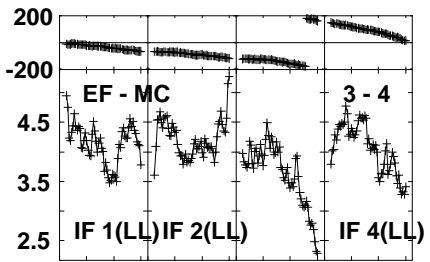
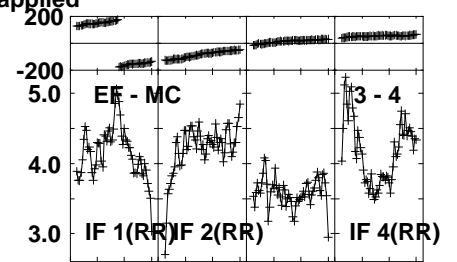
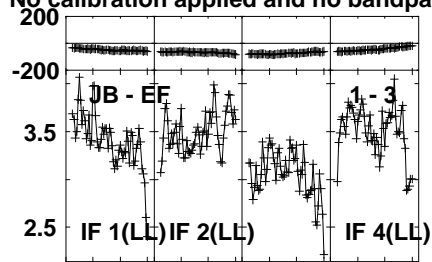
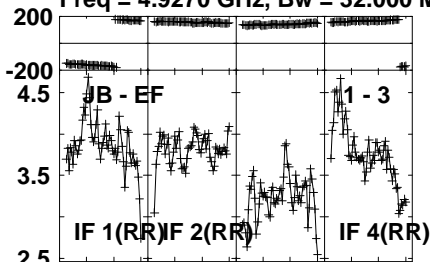
Lower frame: Milli Ampl Jy Top frame: Phas deg
Vector averaged cross-power spectrum Several baselines displayed
Timerange: 00/22:51:31 to 00/22:54:59

Plot file version 113 created 13-MAR-2023 14:51:12

J1333+2725 ET048C.UVDATA.1

Freq = 4.9270 GHz, Bw = 32.000 MH

No calibration applied and no bandpass applied



0204060 204060 204060 204060
Channels

0204060 204060 204060 204060
Channels

0204060 204060 204060 204060
Channels

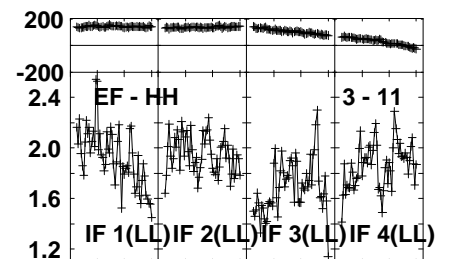
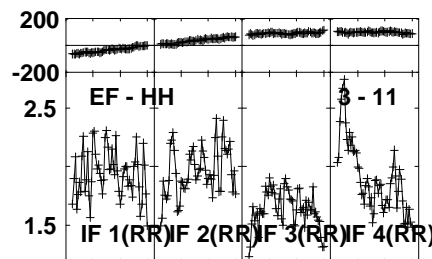
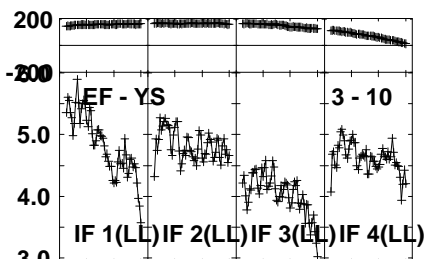
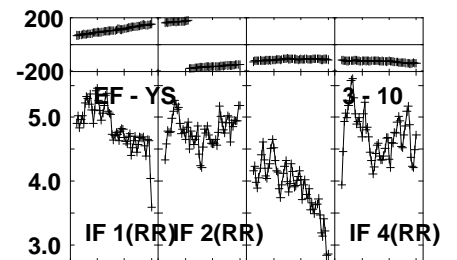
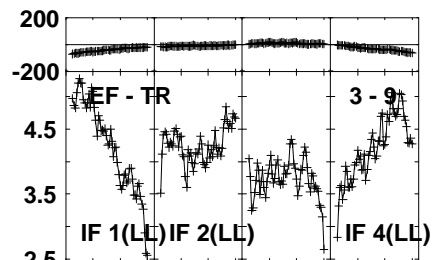
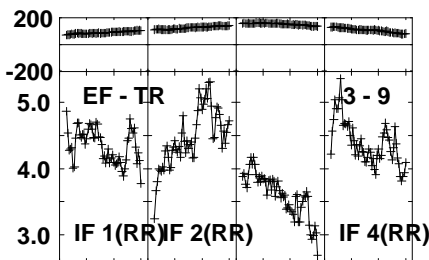
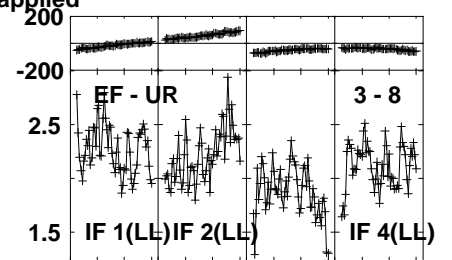
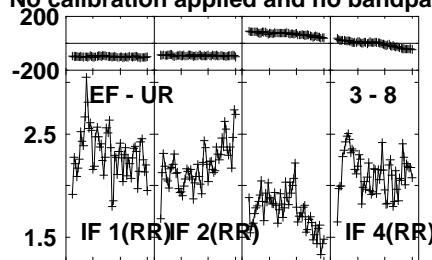
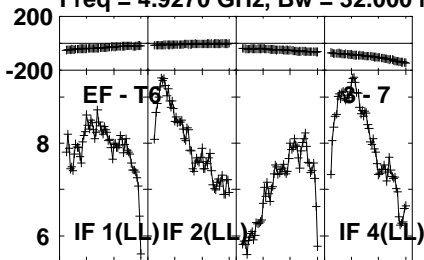
Lower frame: Milli Ampl Jy Top frame: Phas deg
Vector averaged cross-power spectrum Several baselines displayed
Timerange: 00/22:55:01 to 00/22:56:29

Plot file version 114 created 13-MAR-2023 14:51:12

J1333+2725 ET048C.UVDATA.1

Freq = 4.9270 GHz, Bw = 32.000 MH

No calibration applied and no bandpass applied



0204060 204060 204060 204060
Channels

0204060 204060 204060 204060
Channels

0204060 204060 204060 204060
Channels

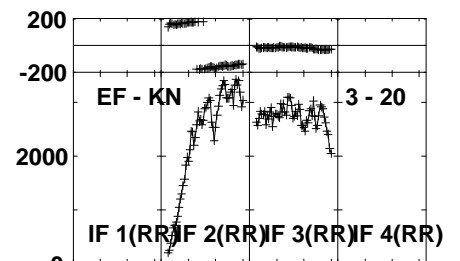
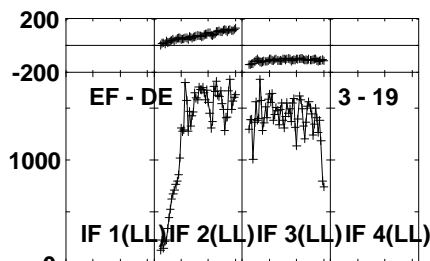
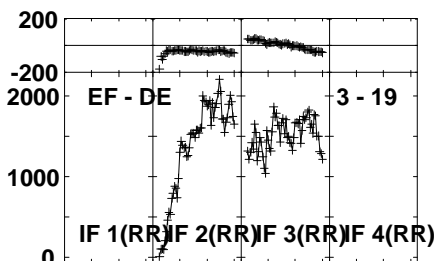
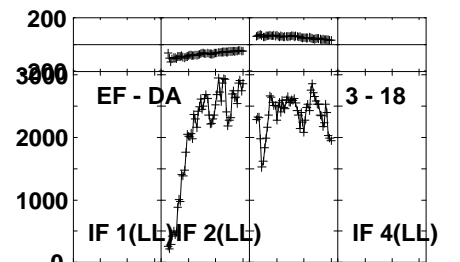
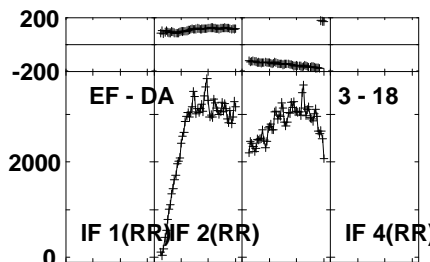
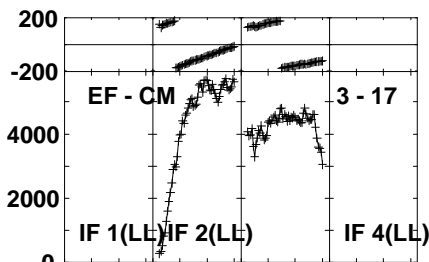
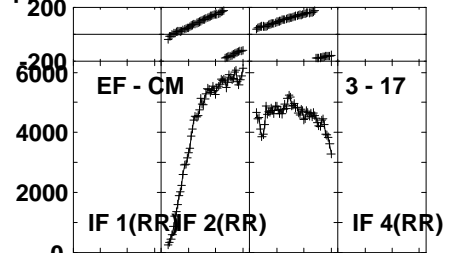
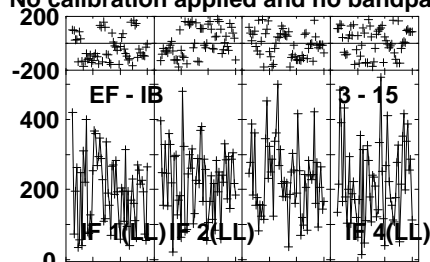
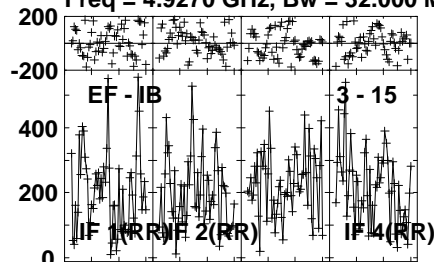
Lower frame: Milli Ampl Jy Top frame: Phas deg
Vector averaged cross-power spectrum Several baselines displayed
Timerange: 00/22:55:01 to 00/22:56:29

Plot file version 115 created 13-MAR-2023 14:51:13

J1333+2725 ET048C.UVDATA.1

Freq = 4.9270 GHz, Bw = 32.000 MH

No calibration applied and no bandpass applied



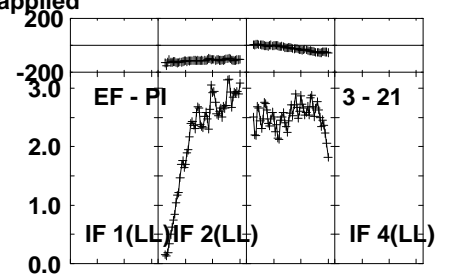
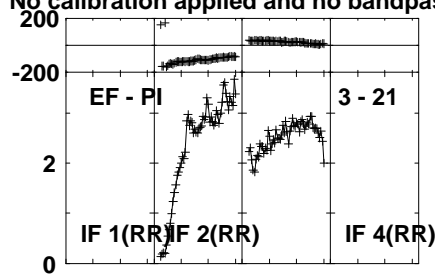
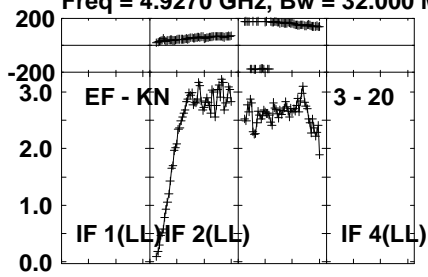
Lower frame: Micro Ampl Jy Top frame: Phas deg
Vector averaged cross-power spectrum Several baselines displayed
Timerange: 00/22:55:01 to 00/22:56:29

Plot file version 116 created 13-MAR-2023 14:51:13

J1333+2725 ET048C.UVDATA.1

Freq = 4.9270 GHz, Bw = 32.000 MH

No calibration applied and no bandpass applied



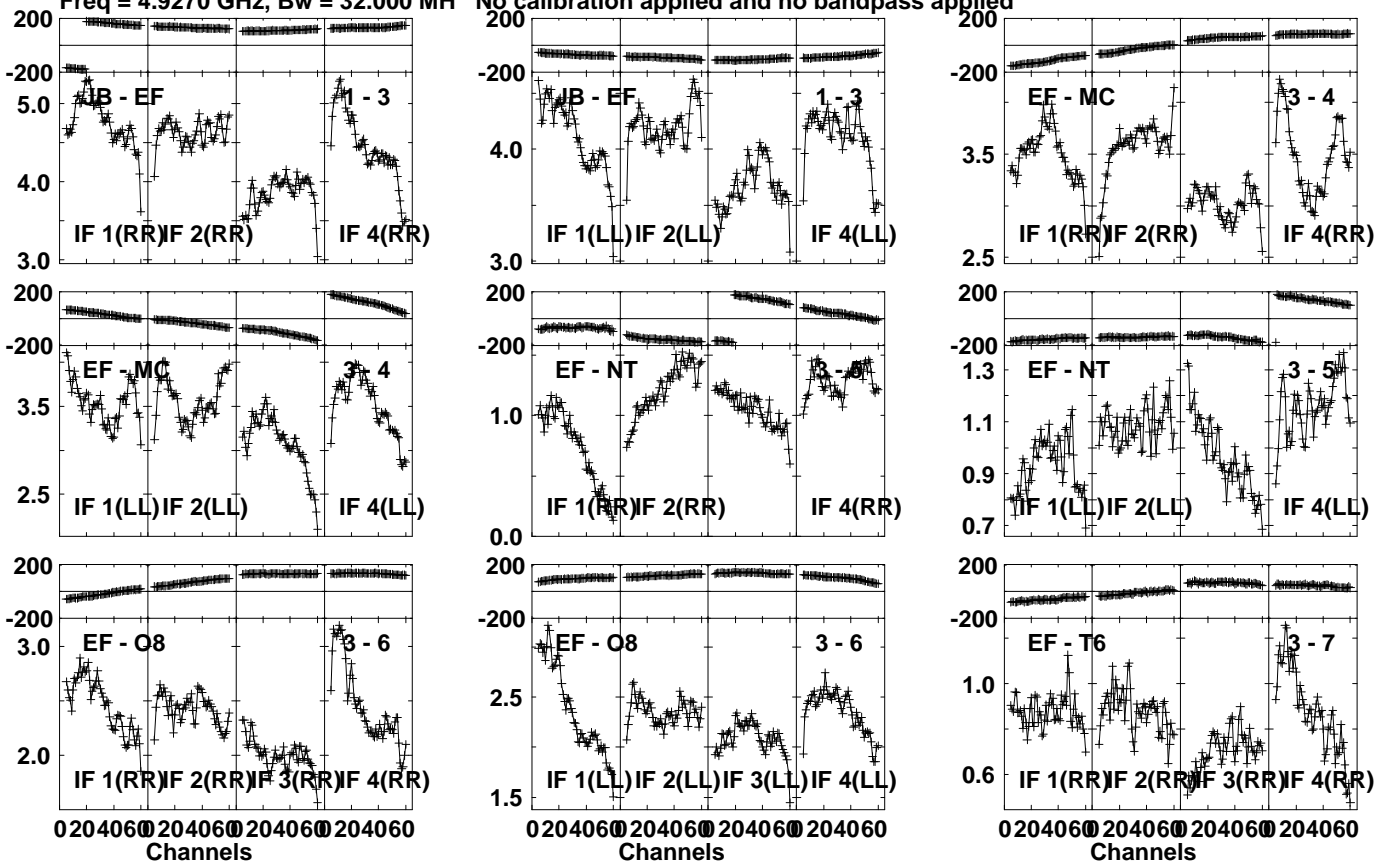
Lower frame: Milli Ampl Jy Top frame: Phas deg
Vector averaged cross-power spectrum Several baselines displayed
Timerange: 00/22:55:01 to 00/22:56:29

Plot file version 117 created 13-MAR-2023 14:51:13

1328+254 ET048C.UVDATA.1

Freq = 4.9270 GHz, Bw = 32.000 MH

No calibration applied and no bandpass applied



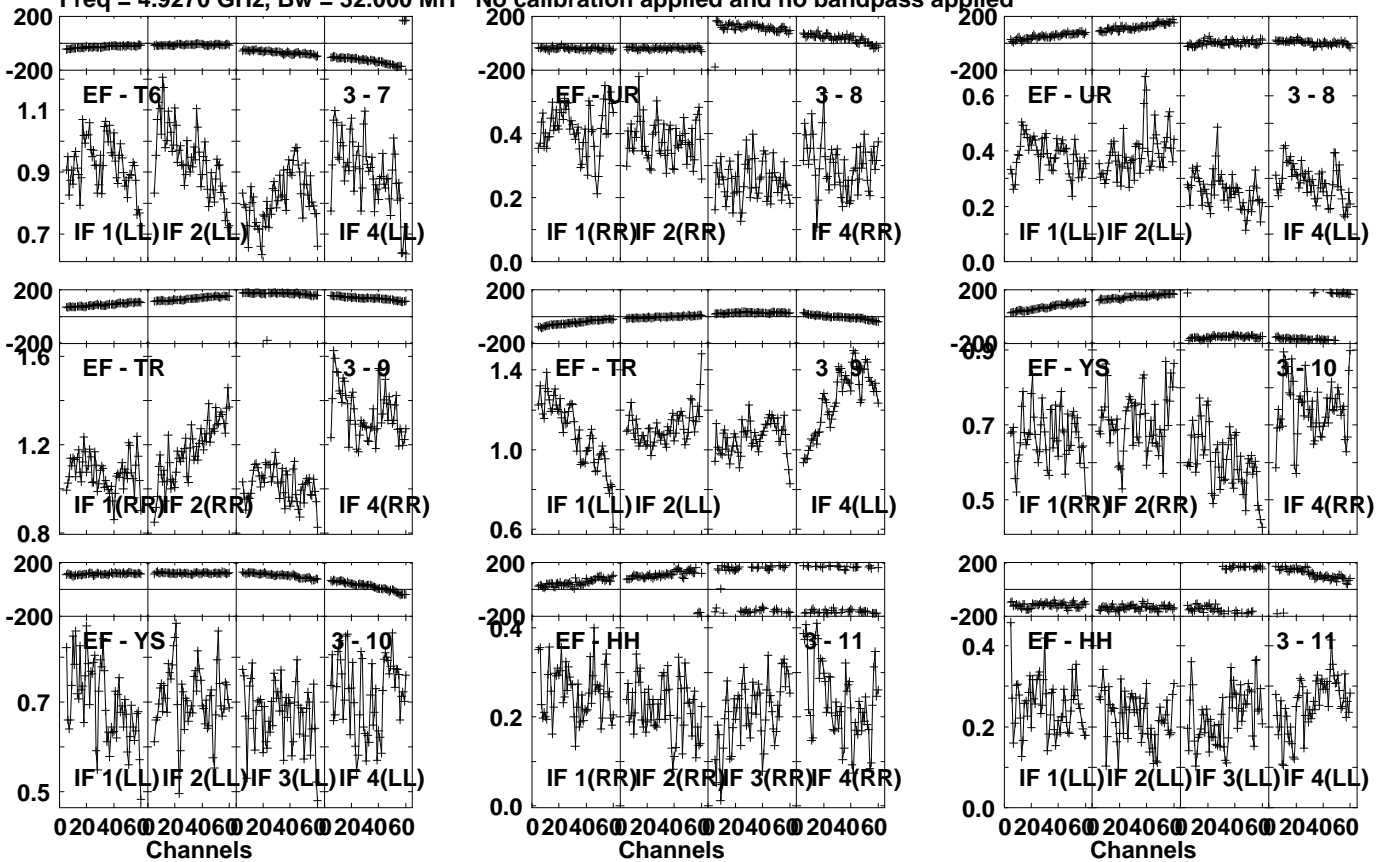
Lower frame: Milli Ampl Jy Top frame: Phas deg
Vector averaged cross-power spectrum Several baselines displayed
Timerange: 00/22:56:31 to 00/22:59:59

Plot file version 118 created 13-MAR-2023 14:51:13

1328+254 ET048C.UVDATA.1

Freq = 4.9270 GHz, Bw = 32.000 MH

No calibration applied and no bandpass applied



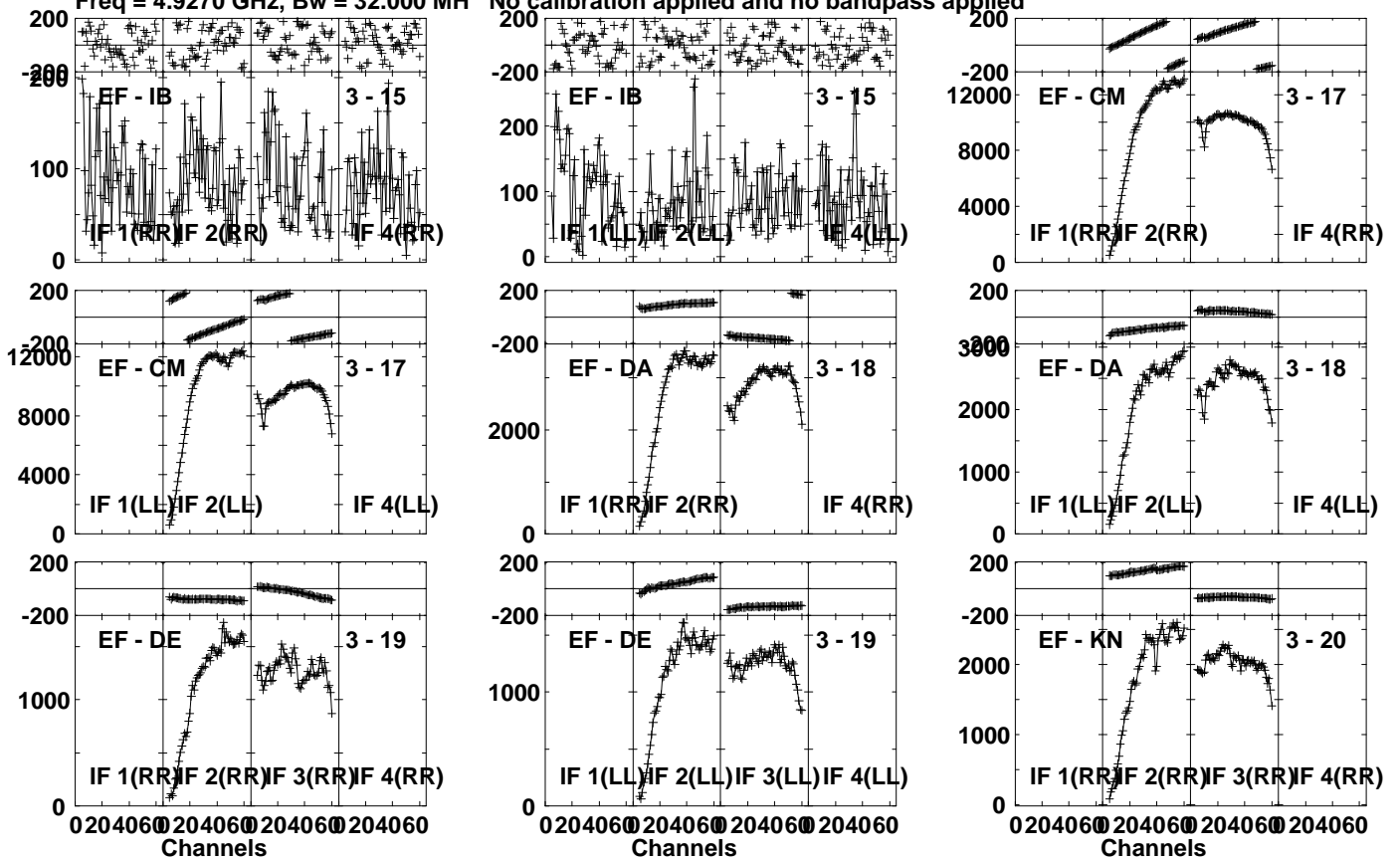
Lower frame: Milli Ampl Jy Top frame: Phas deg
Vector averaged cross-power spectrum Several baselines displayed
Timerange: 00/22:56:31 to 00/22:59:59

Plot file version 119 created 13-MAR-2023 14:51:13

1328+254 ET048C.UVDATA.1

Freq = 4.9270 GHz, Bw = 32.000 MH

No calibration applied and no bandpass applied



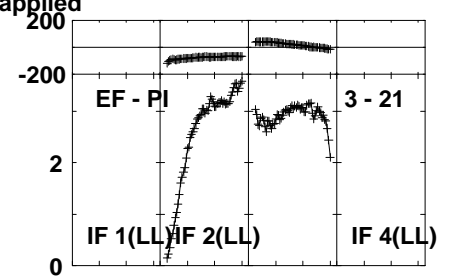
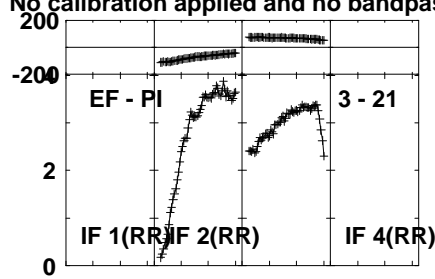
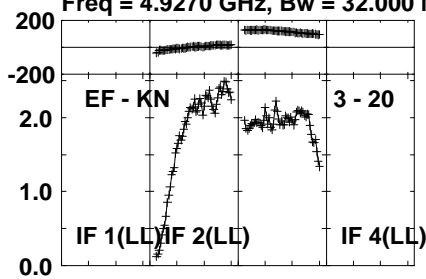
Lower frame: Micro Ampl Jy Top frame: Phas deg
Vector averaged cross-power spectrum Several baselines displayed
Timerange: 00/22:56:31 to 00/22:59:59

Plot file version 120 created 13-MAR-2023 14:51:13

1328+254 ET048C.UVDATA.1

Freq = 4.9270 GHz, Bw = 32.000 MH

No calibration applied and no bandpass applied



Lower frame: Milli Ampl Jy Top frame: Phas deg

Vector averaged cross-power spectrum Several baselines displayed

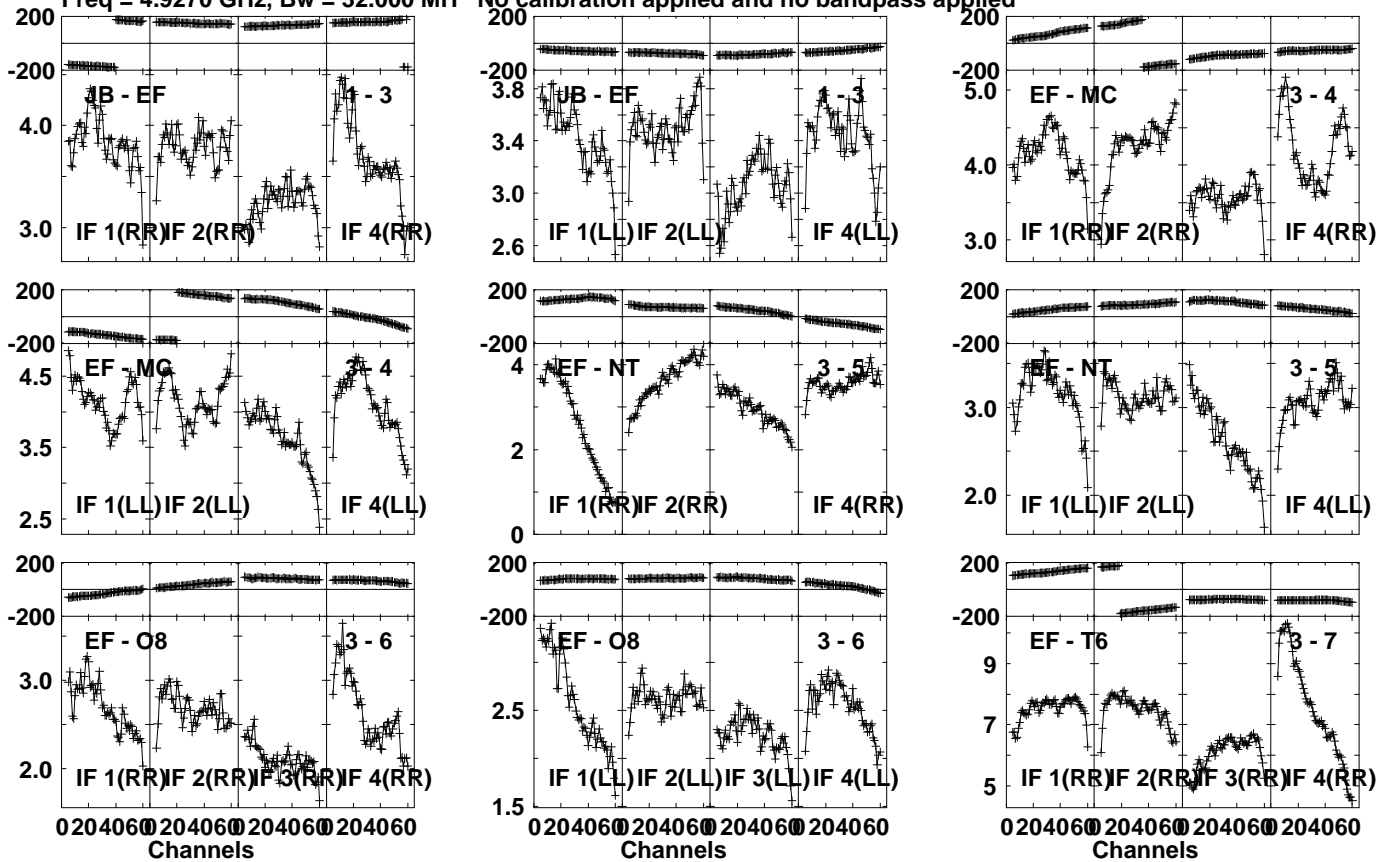
Timerange: 00/22:56:31 to 00/22:59:59

Plot file version 121 created 13-MAR-2023 14:51:13

J1333+2725 ET048C.UVDATA.1

Freq = 4.9270 GHz, Bw = 32.000 MH

No calibration applied and no bandpass applied



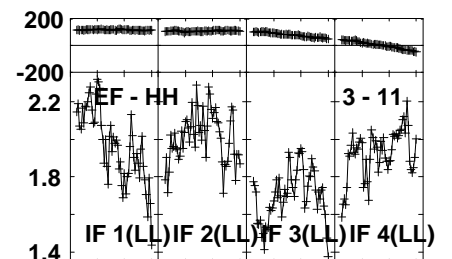
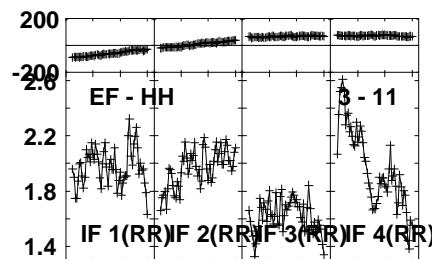
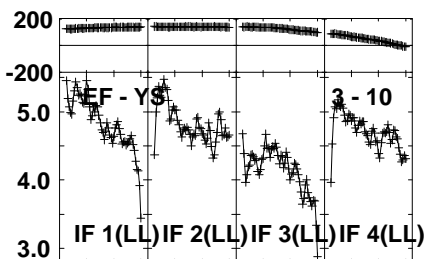
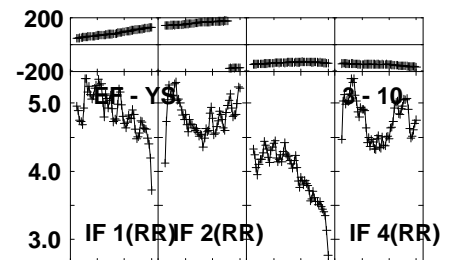
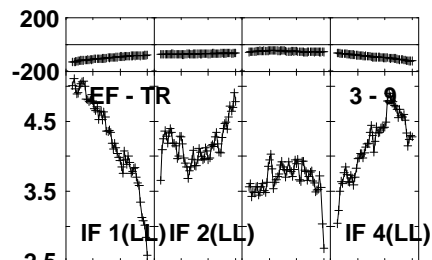
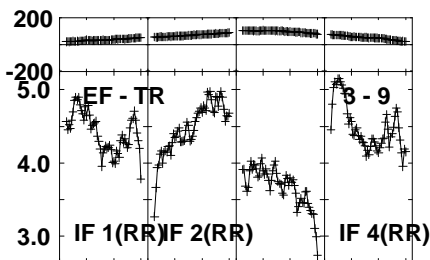
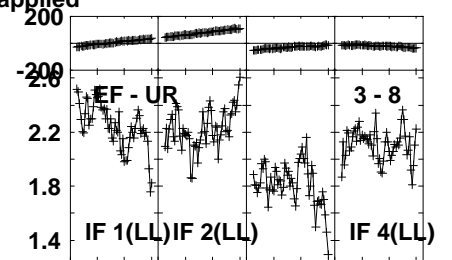
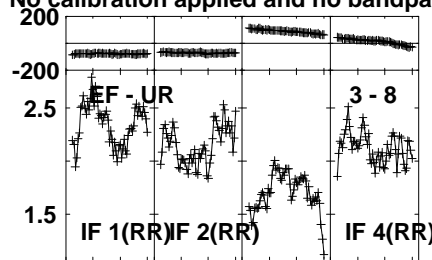
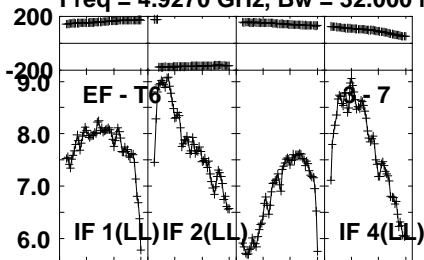
Lower frame: Milli Ampl Jy Top frame: Phas deg
 Vector averaged cross-power spectrum Several baselines displayed
 Timerange: 00/23:00:41 to 00/23:02:09

Plot file version 122 created 13-MAR-2023 14:51:13

J1333+2725 ET048C.UVDATA.1

Freq = 4.9270 GHz, Bw = 32.000 MH

No calibration applied and no bandpass applied



0204060 204060 204060 204060
Channels

0204060 204060 204060 204060
Channels

0204060 204060 204060 204060
Channels

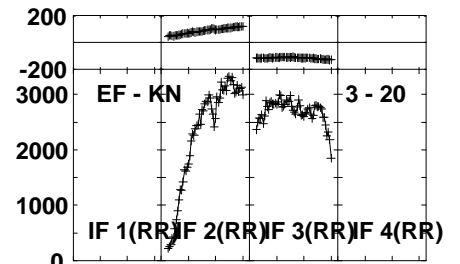
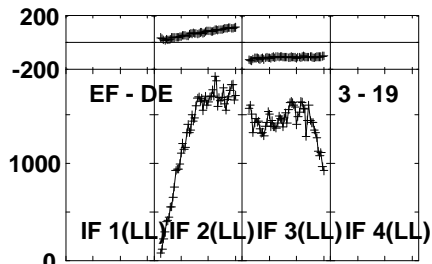
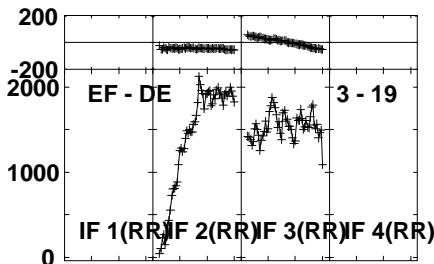
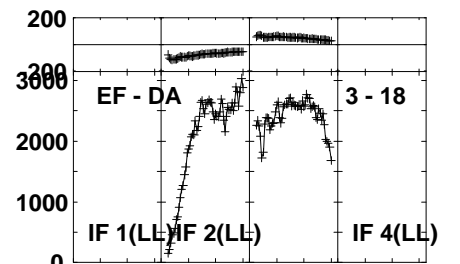
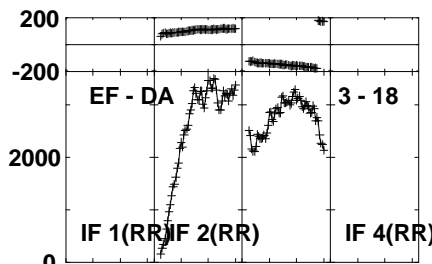
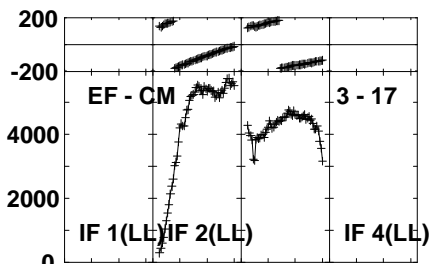
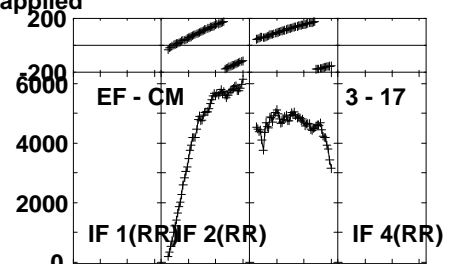
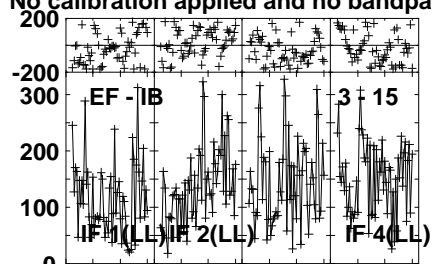
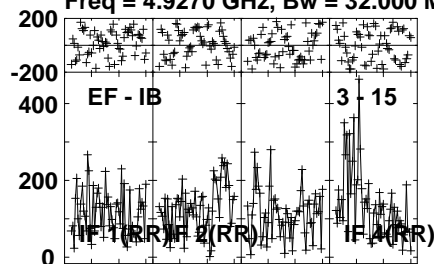
Lower frame: Milli Ampl Jy Top frame: Phas deg
Vector averaged cross-power spectrum Several baselines displayed
Timerange: 00/23:00:41 to 00/23:02:09

Plot file version 123 created 13-MAR-2023 14:51:14

J1333+2725 ET048C.UVDATA.1

Freq = 4.9270 GHz, Bw = 32.000 MH

No calibration applied and no bandpass applied



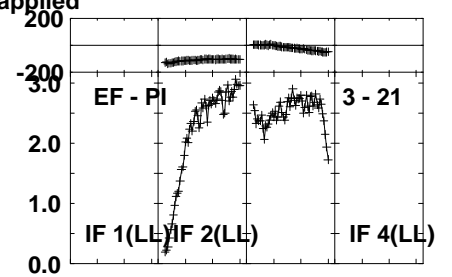
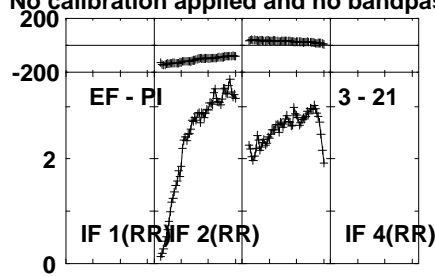
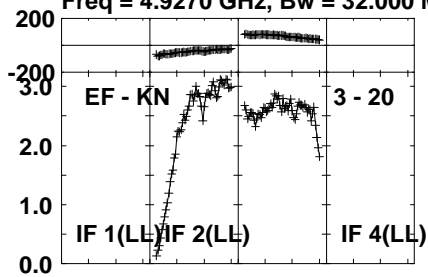
Lower frame: Micro Ampl Jy Top frame: Phas deg
Vector averaged cross-power spectrum Several baselines displayed
Timerange: 00/23:00:41 to 00/23:02:09

Plot file version 124 created 13-MAR-2023 14:51:14

J1333+2725 ET048C.UVDATA.1

Freq = 4.9270 GHz, Bw = 32.000 MH

No calibration applied and no bandpass applied



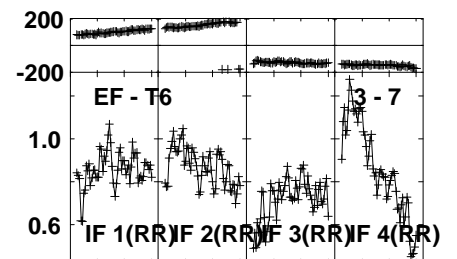
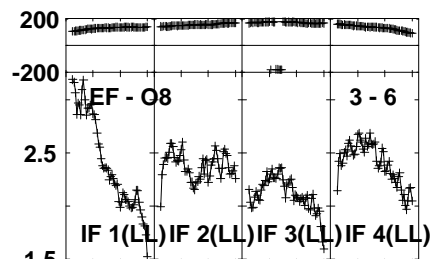
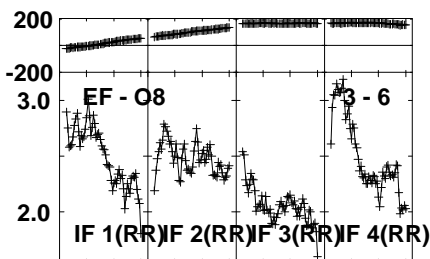
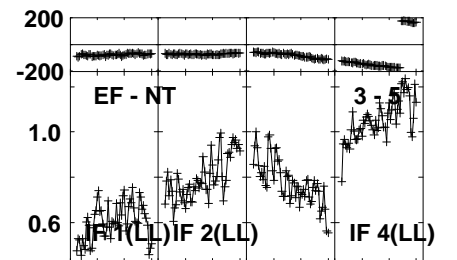
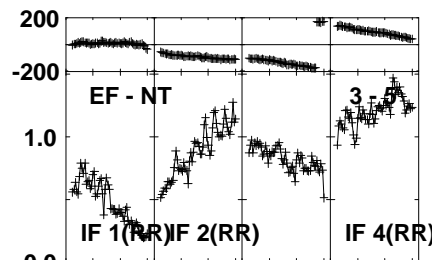
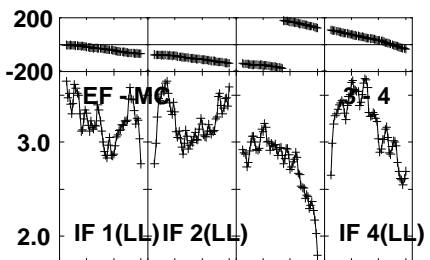
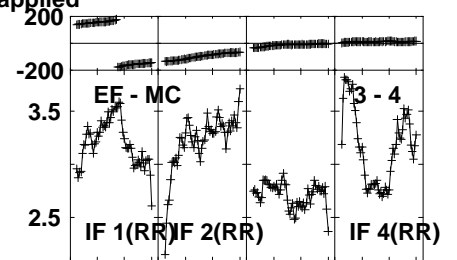
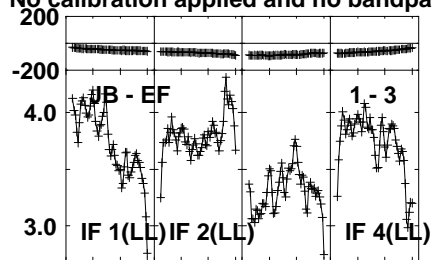
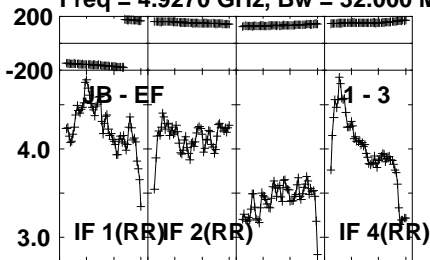
Lower frame: Milli Ampl Jy Top frame: Phas deg
Vector averaged cross-power spectrum Several baselines displayed
Timerange: 00/23:00:41 to 00/23:02:09

Plot file version 125 created 13-MAR-2023 14:51:14

1328+254 ET048C.UVDATA.1

Freq = 4.9270 GHz, Bw = 32.000 MH

No calibration applied and no bandpass applied



0204060 204060 204060 204060
Channels

0204060 204060 204060 204060
Channels

0204060 204060 204060 204060
Channels

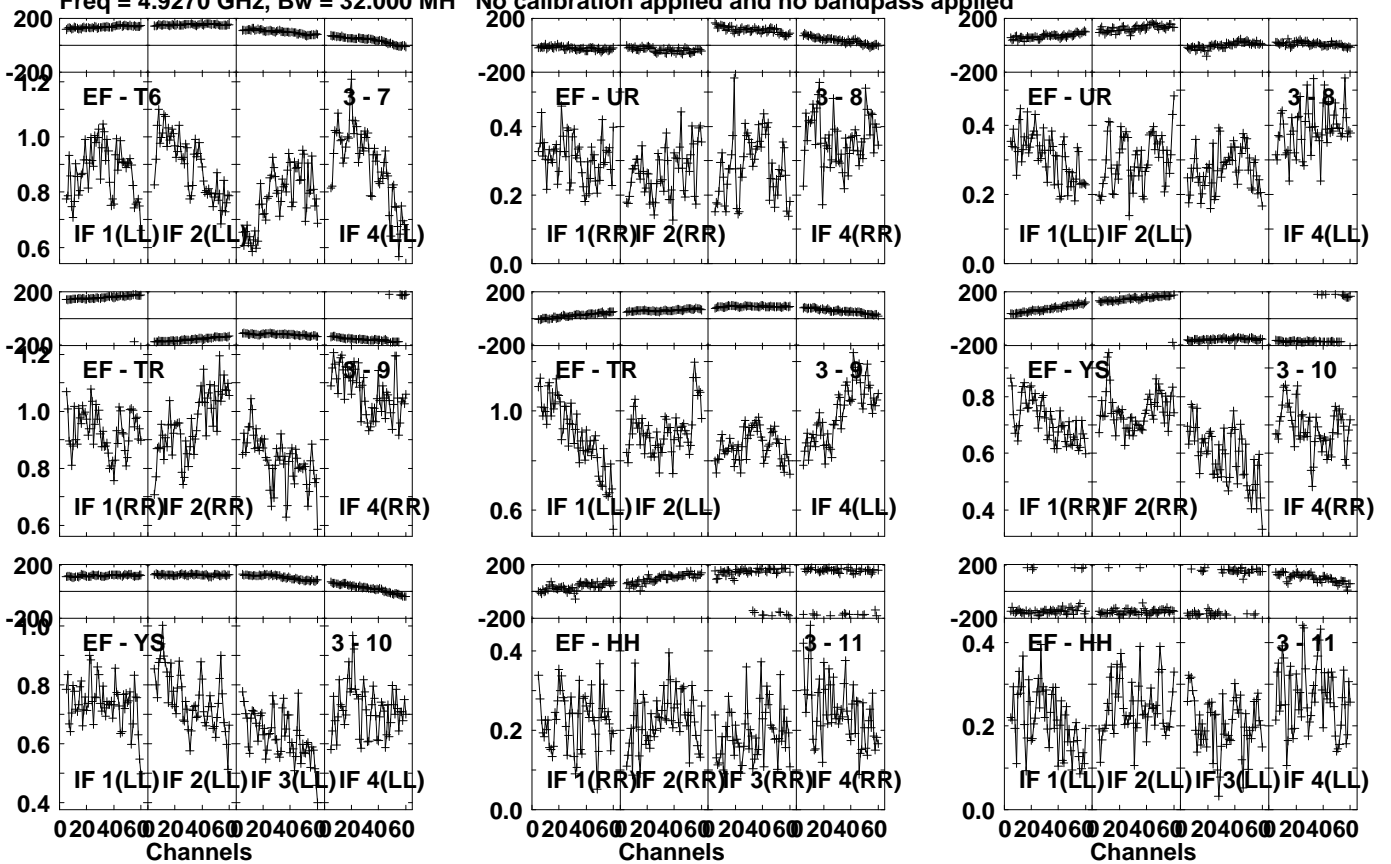
Lower frame: Milli Ampl Jy Top frame: Phas deg
Vector averaged cross-power spectrum Several baselines displayed
Timerange: 00/23:02:11 to 00/23:05:39

Plot file version 126 created 13-MAR-2023 14:51:14

1328+254 ET048C.UVDATA.1

Freq = 4.9270 GHz, Bw = 32.000 MH

No calibration applied and no bandpass applied



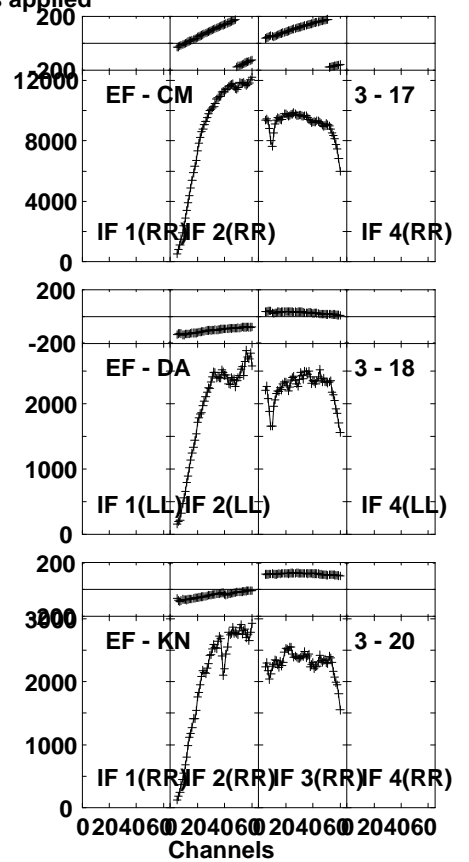
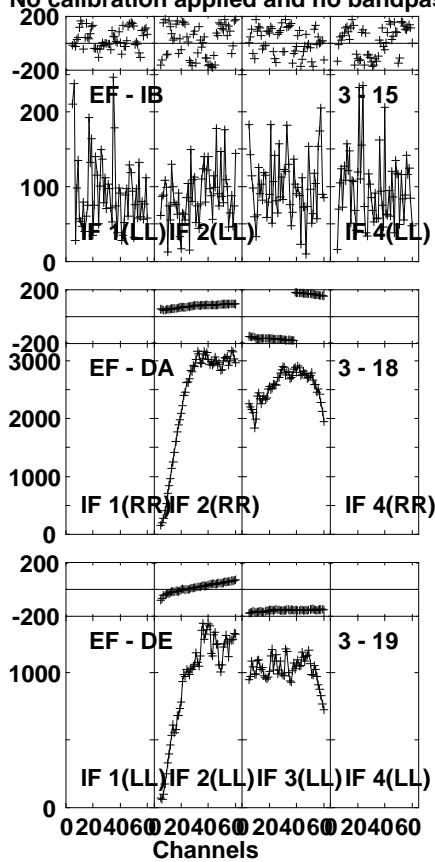
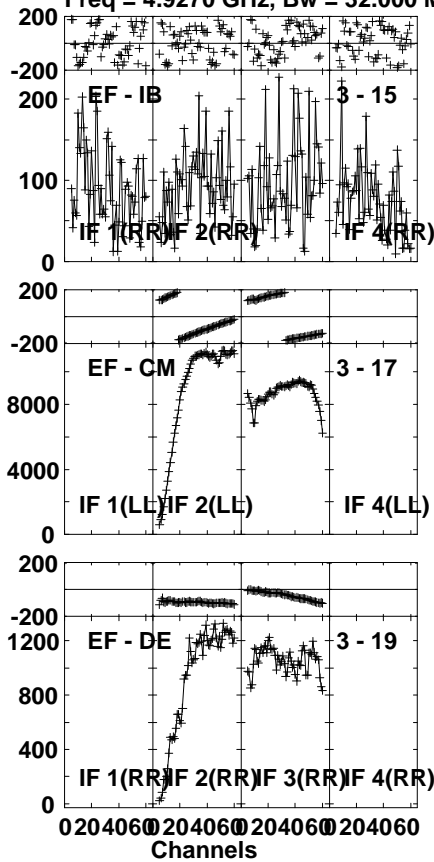
Lower frame: Milli Ampl Jy Top frame: Phas deg
Vector averaged cross-power spectrum Several baselines displayed
Timerange: 00/23:02:11 to 00/23:05:39

Plot file version 127 created 13-MAR-2023 14:51:14

1328+254 ET048C.UVDATA.1

Freq = 4.9270 GHz, Bw = 32.000 MH

No calibration applied and no bandpass applied



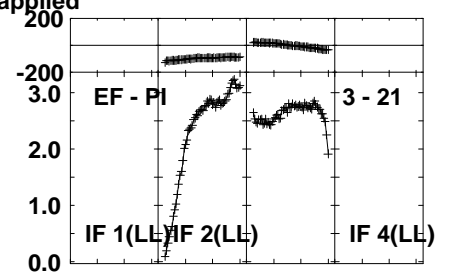
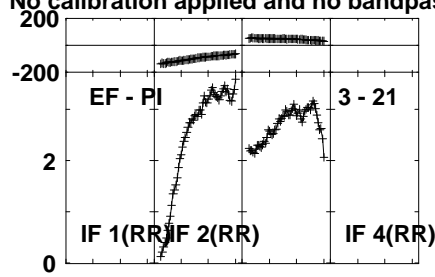
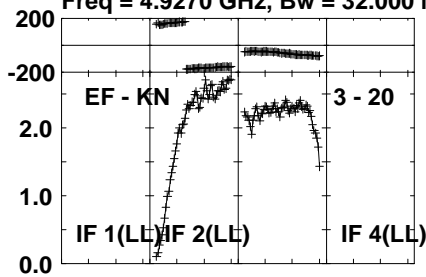
Lower frame: Micro Ampl Jy Top frame: Phas deg
Vector averaged cross-power spectrum Several baselines displayed
Timerange: 00/23:02:11 to 00/23:05:39

Plot file version 128 created 13-MAR-2023 14:51:14

1328+254 ET048C.UVDATA.1

Freq = 4.9270 GHz, Bw = 32.000 MH

No calibration applied and no bandpass applied



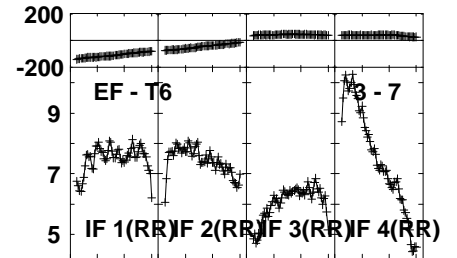
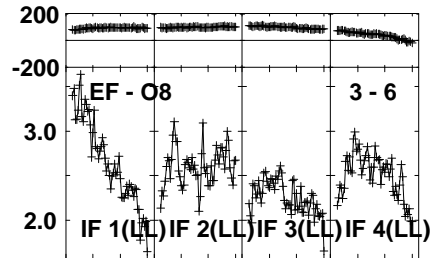
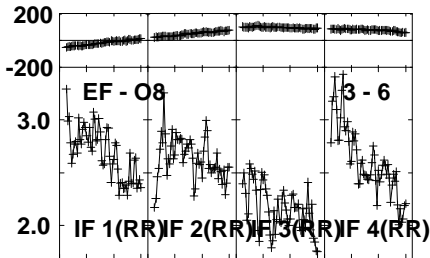
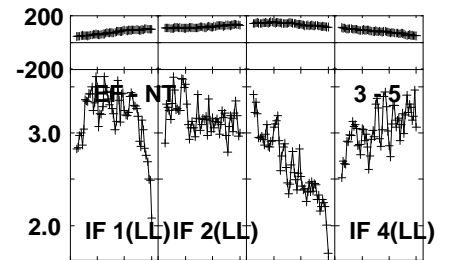
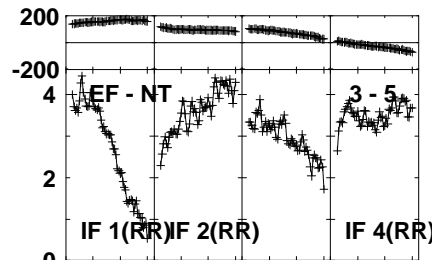
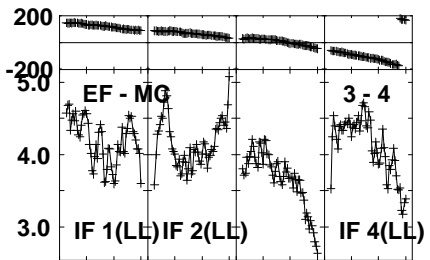
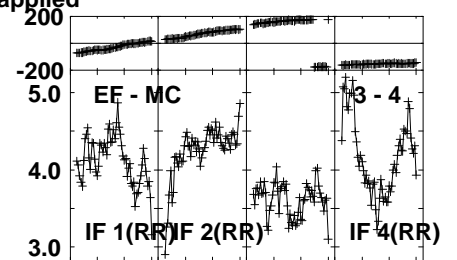
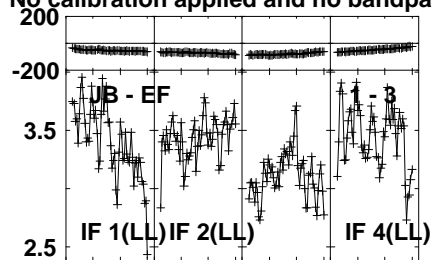
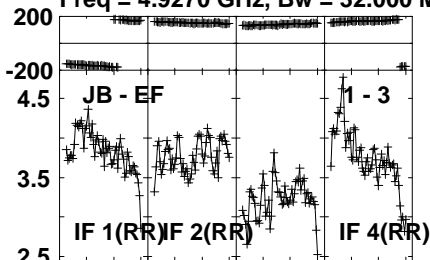
Lower frame: Milli Ampl Jy Top frame: Phas deg
Vector averaged cross-power spectrum Several baselines displayed
Timerange: 00/23:02:11 to 00/23:05:39

Plot file version 129 created 13-MAR-2023 14:51:14

J1333+2725 ET048C.UVDATA.1

Freq = 4.9270 GHz, Bw = 32.000 MH

No calibration applied and no bandpass applied



0204060 204060 204060 204060
Channels

0204060 204060 204060 204060
Channels

0204060 204060 204060 204060
Channels

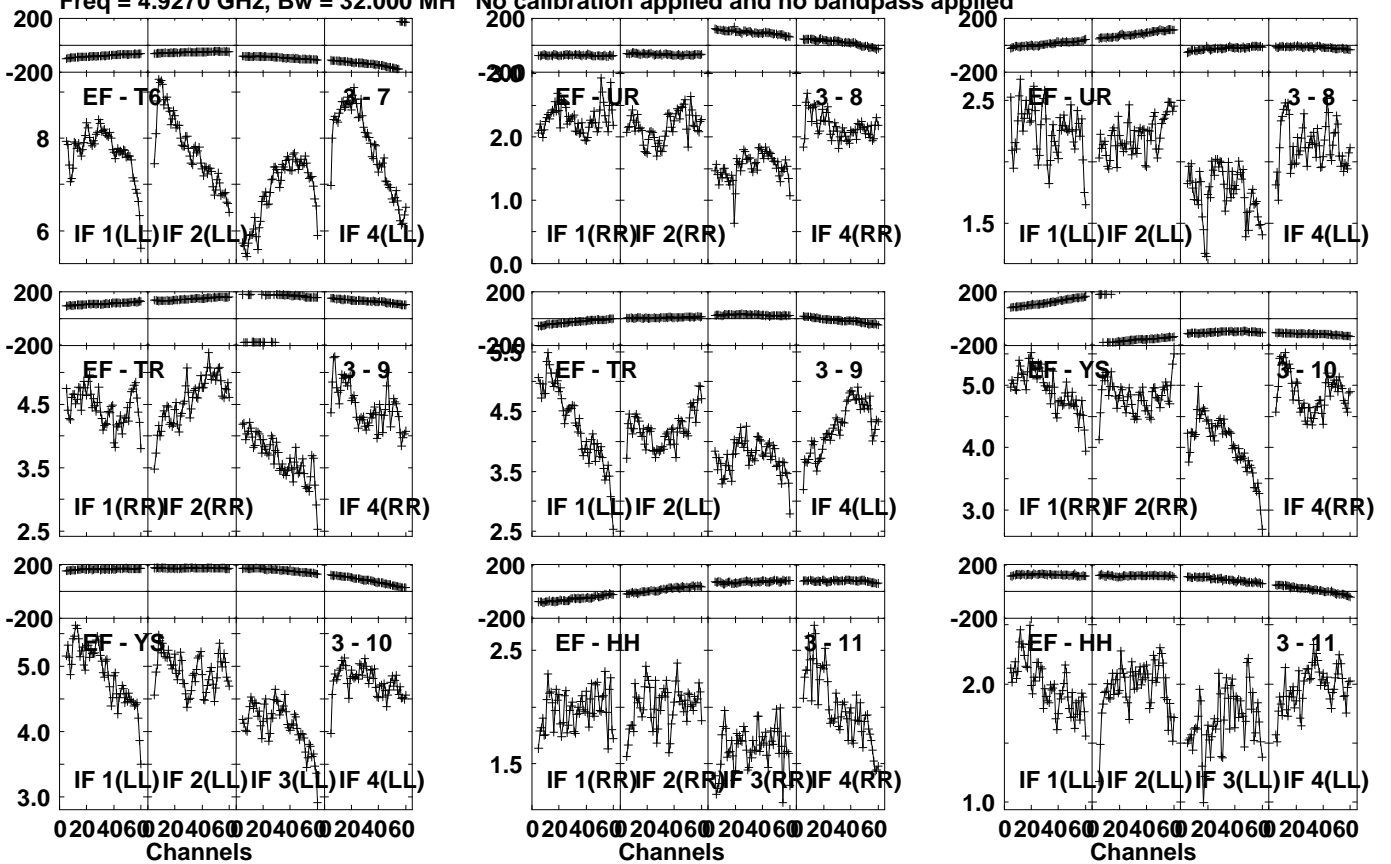
Lower frame: Milli Ampl Jy Top frame: Phas deg
Vector averaged cross-power spectrum Several baselines displayed
Timerange: 00/23:05:41 to 00/23:07:09

Plot file version 130 created 13-MAR-2023 14:51:14

J1333+2725 ET048C.UVDATA.1

Freq = 4.9270 GHz, Bw = 32.000 MH

No calibration applied and no bandpass applied



Lower frame: Milli Ampl Jy Top frame: Phas deg

Vector averaged cross-power spectrum Several baselines displayed

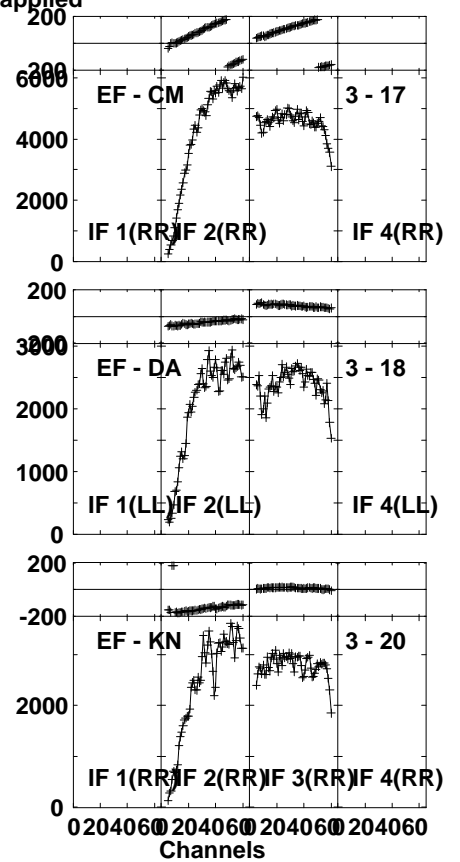
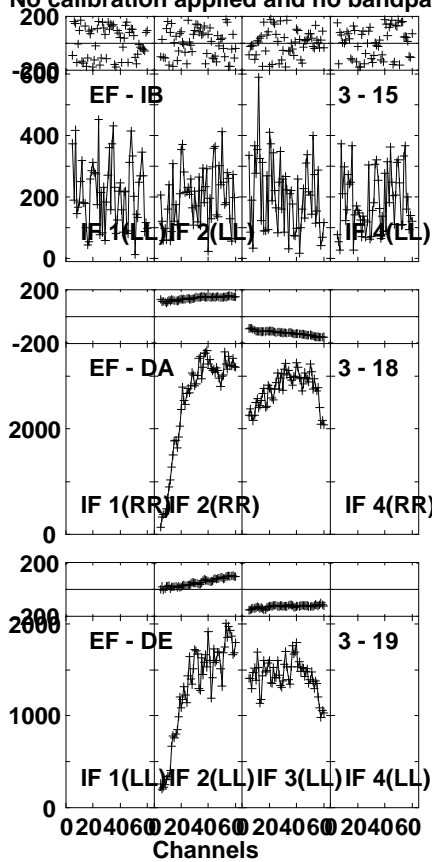
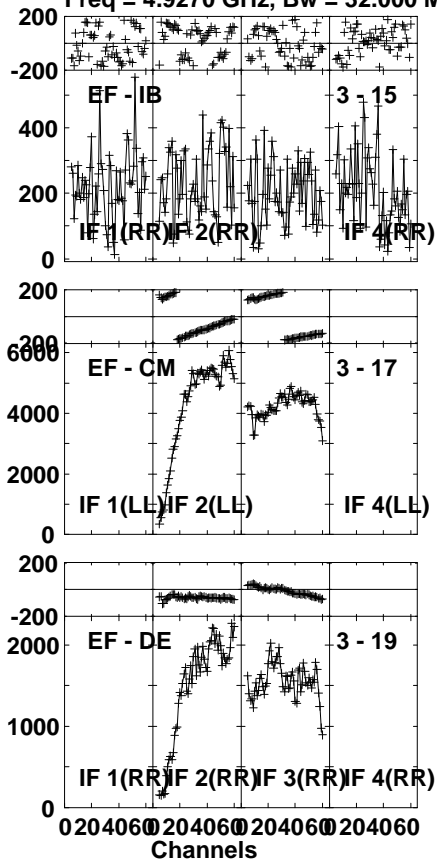
Timerange: 00/23:05:41 to 00/23:07:09

Plot file version 131 created 13-MAR-2023 14:51:15

J1333+2725 ET048C.UVDATA.1

Freq = 4.9270 GHz, Bw = 32.000 MH

No calibration applied and no bandpass applied



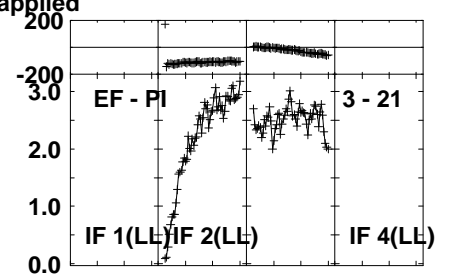
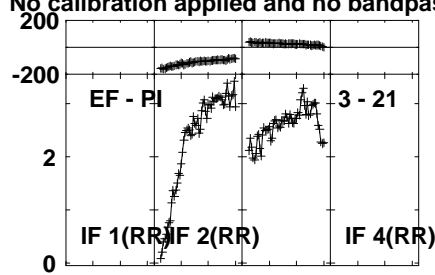
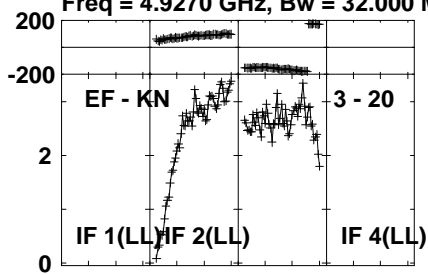
Lower frame: Micro Ampl Jy Top frame: Phas deg
Vector averaged cross-power spectrum Several baselines displayed
Timerange: 00/23:05:41 to 00/23:07:09

Plot file version 132 created 13-MAR-2023 14:51:15

J1333+2725 ET048C.UVDATA.1

Freq = 4.9270 GHz, Bw = 32.000 MH

No calibration applied and no bandpass applied



Lower frame: Milli Ampl Jy Top frame: Phas deg

Vector averaged cross-power spectrum Several baselines displayed

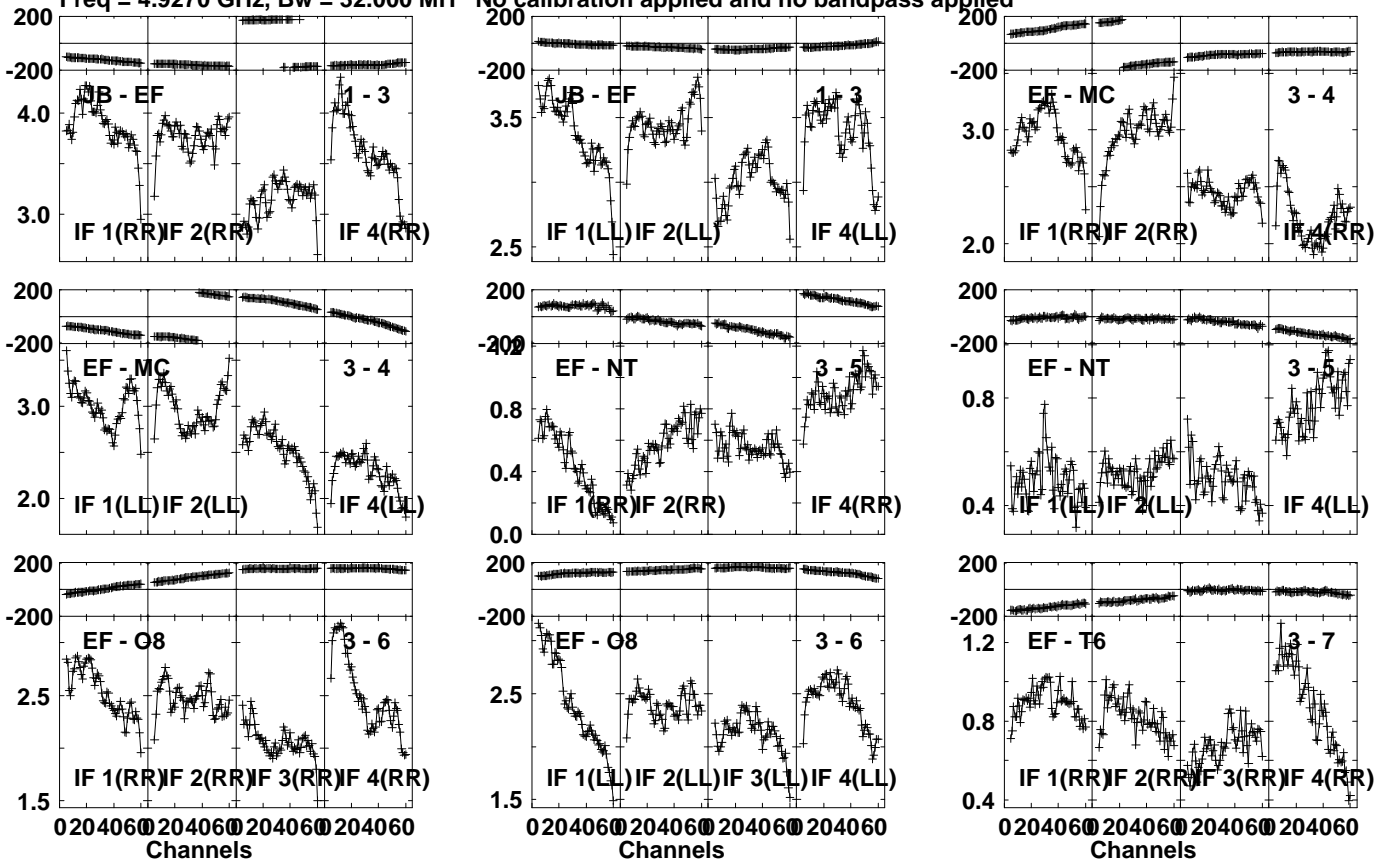
Timerange: 00/23:05:41 to 00/23:07:09

Plot file version 133 created 13-MAR-2023 14:51:15

1328+254 ET048C.UVDATA.1

Freq = 4.9270 GHz, Bw = 32.000 MH

No calibration applied and no bandpass applied



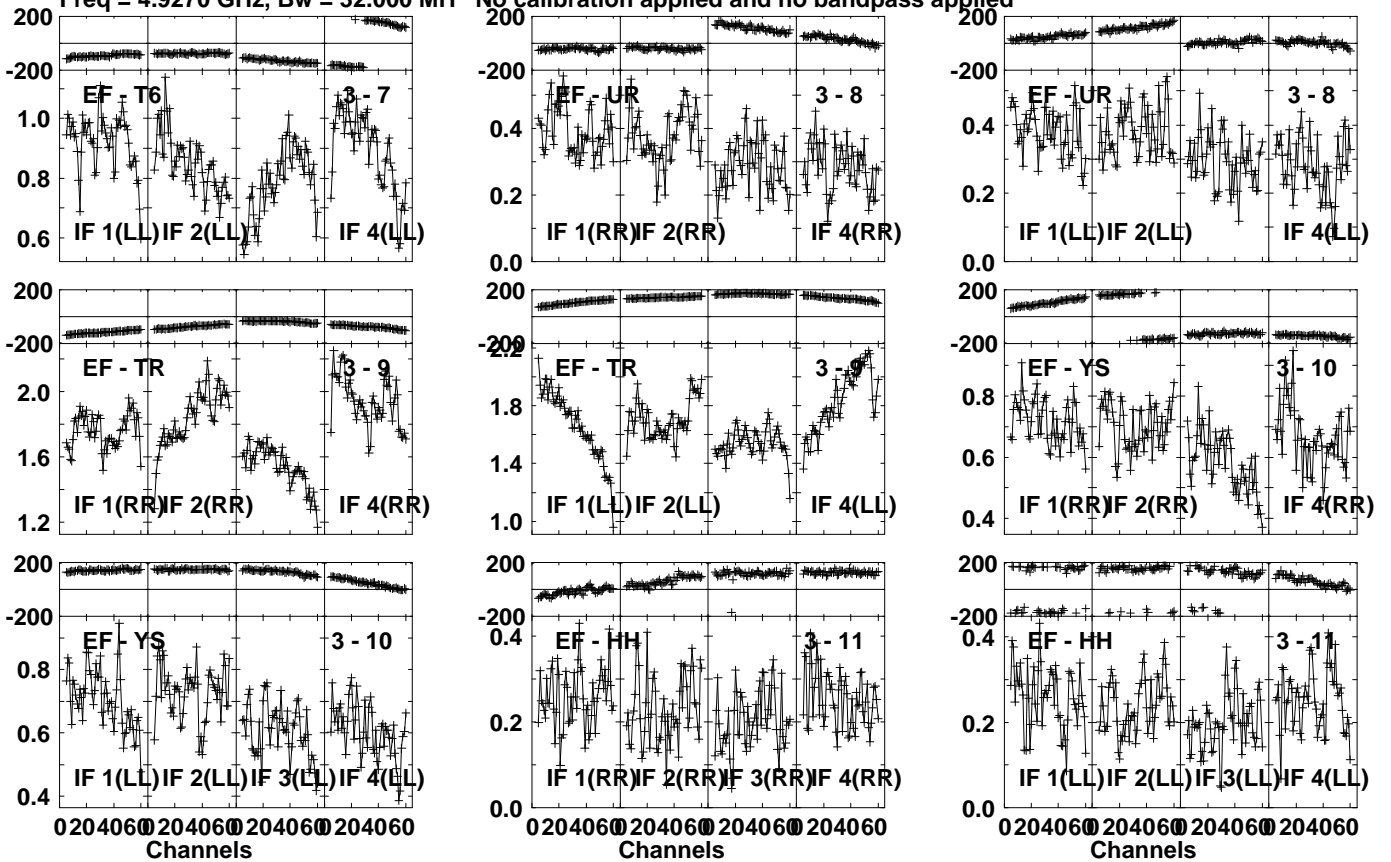
Lower frame: Milli Ampl Jy Top frame: Phas deg
Vector averaged cross-power spectrum Several baselines displayed
Timerange: 00/23:07:11 to 00/23:10:39

Plot file version 134 created 13-MAR-2023 14:51:15

1328+254 ET048C.UVDATA.1

Freq = 4.9270 GHz, Bw = 32.000 MH

No calibration applied and no bandpass applied



Lower frame: Milli Ampl Jy Top frame: Phas deg

Vector averaged cross-power spectrum Several baselines displayed

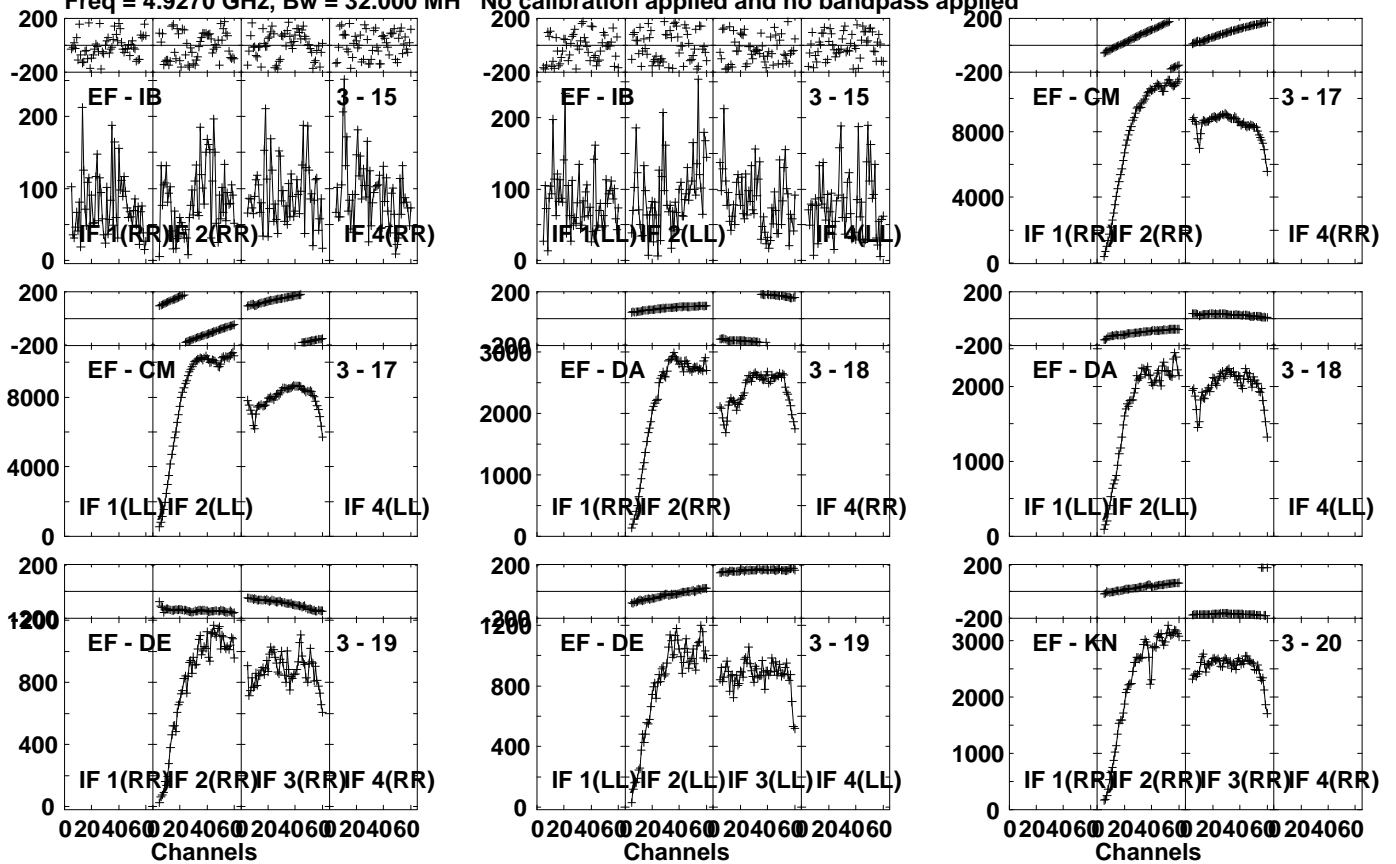
Timerange: 00/23:07:11 to 00/23:10:39

Plot file version 135 created 13-MAR-2023 14:51:15

1328+254 ET048C.UVDATA.1

Freq = 4.9270 GHz, Bw = 32.000 MH

No calibration applied and no bandpass applied



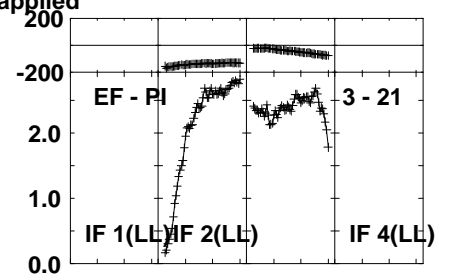
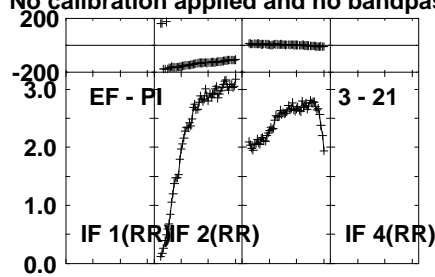
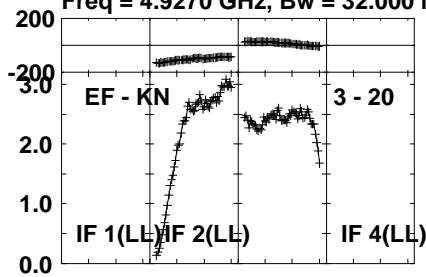
Lower frame: Micro Ampl Jy Top frame: Phas deg
Vector averaged cross-power spectrum Several baselines displayed
Timerange: 00/23:07:11 to 00/23:10:39

Plot file version 136 created 13-MAR-2023 14:51:15

1328+254 ET048C.UVDATA.1

Freq = 4.9270 GHz, Bw = 32.000 MH

No calibration applied and no bandpass applied



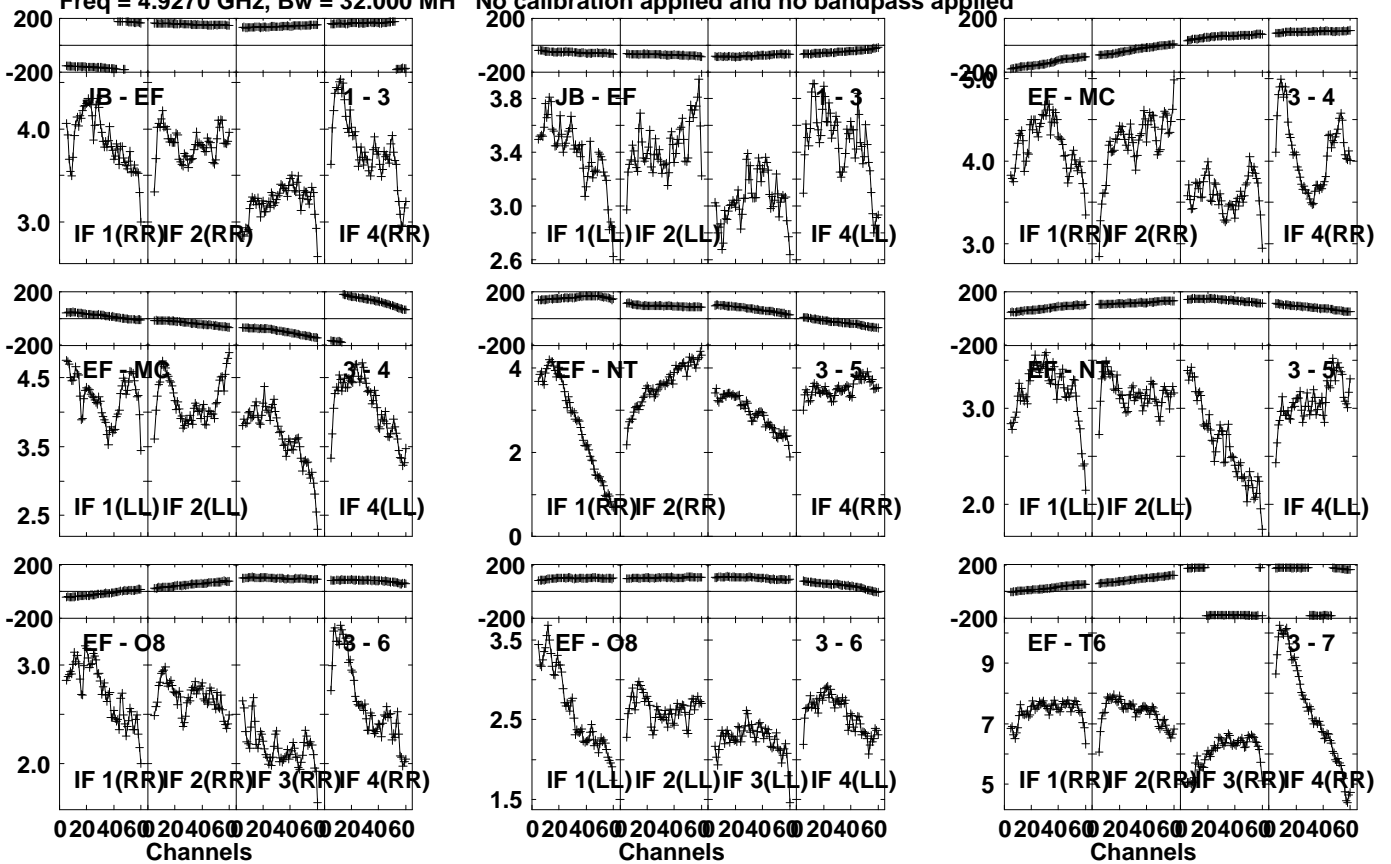
Lower frame: Milli Ampl Jy Top frame: Phas deg
Vector averaged cross-power spectrum Several baselines displayed
Timerange: 00/23:07:11 to 00/23:10:39

Plot file version 137 created 13-MAR-2023 14:51:15

J1333+2725 ET048C.UVDATA.1

Freq = 4.9270 GHz, Bw = 32.000 MH

No calibration applied and no bandpass applied



Lower frame: Milli Ampl Jy Top frame: Phas deg

Vector averaged cross-power spectrum Several baselines displayed

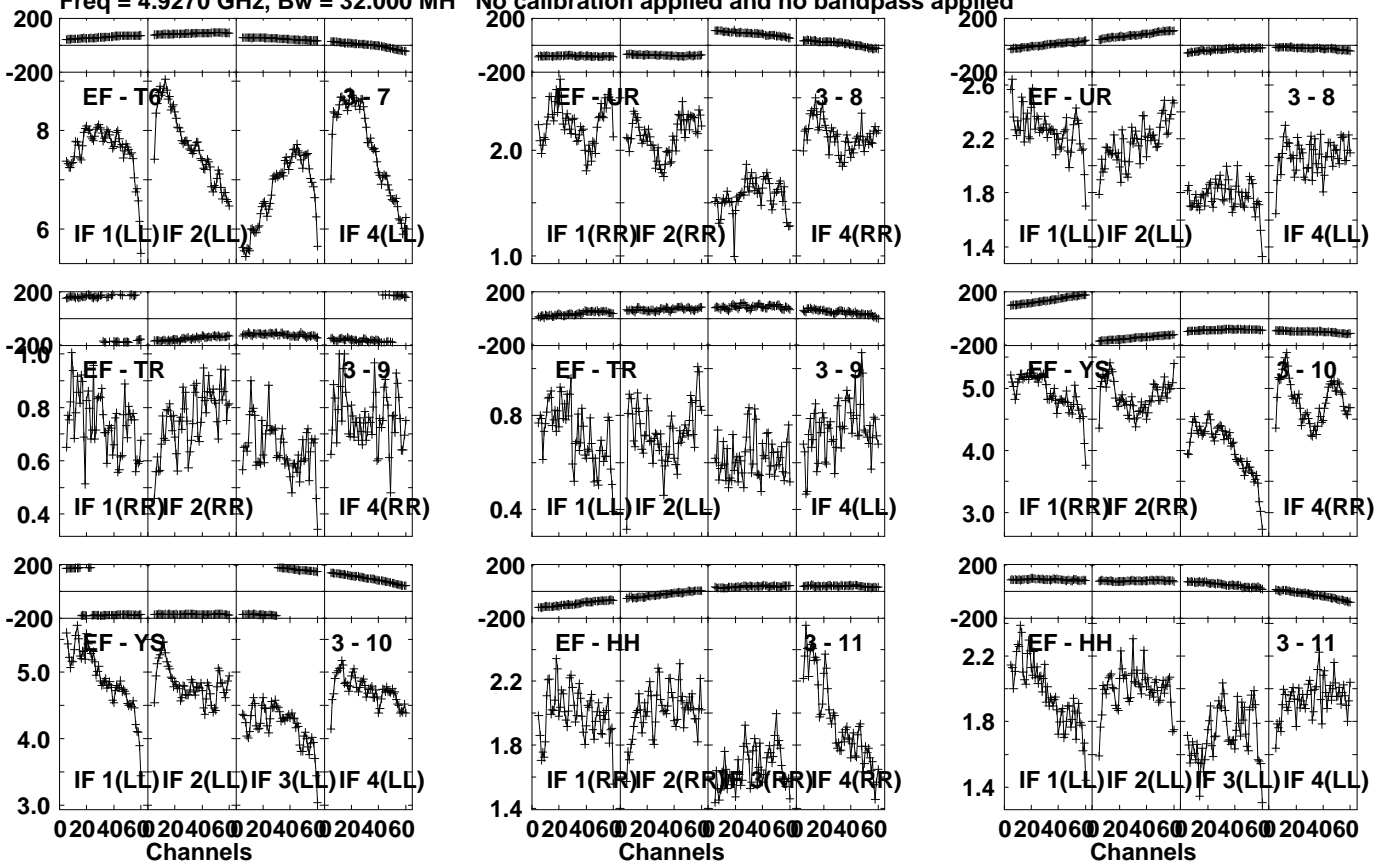
Timerange: 00/23:11:21 to 00/23:12:49

Plot file version 138 created 13-MAR-2023 14:51:16

J1333+2725 ET048C.UVDATA.1

Freq = 4.9270 GHz, Bw = 32.000 MH

No calibration applied and no bandpass applied



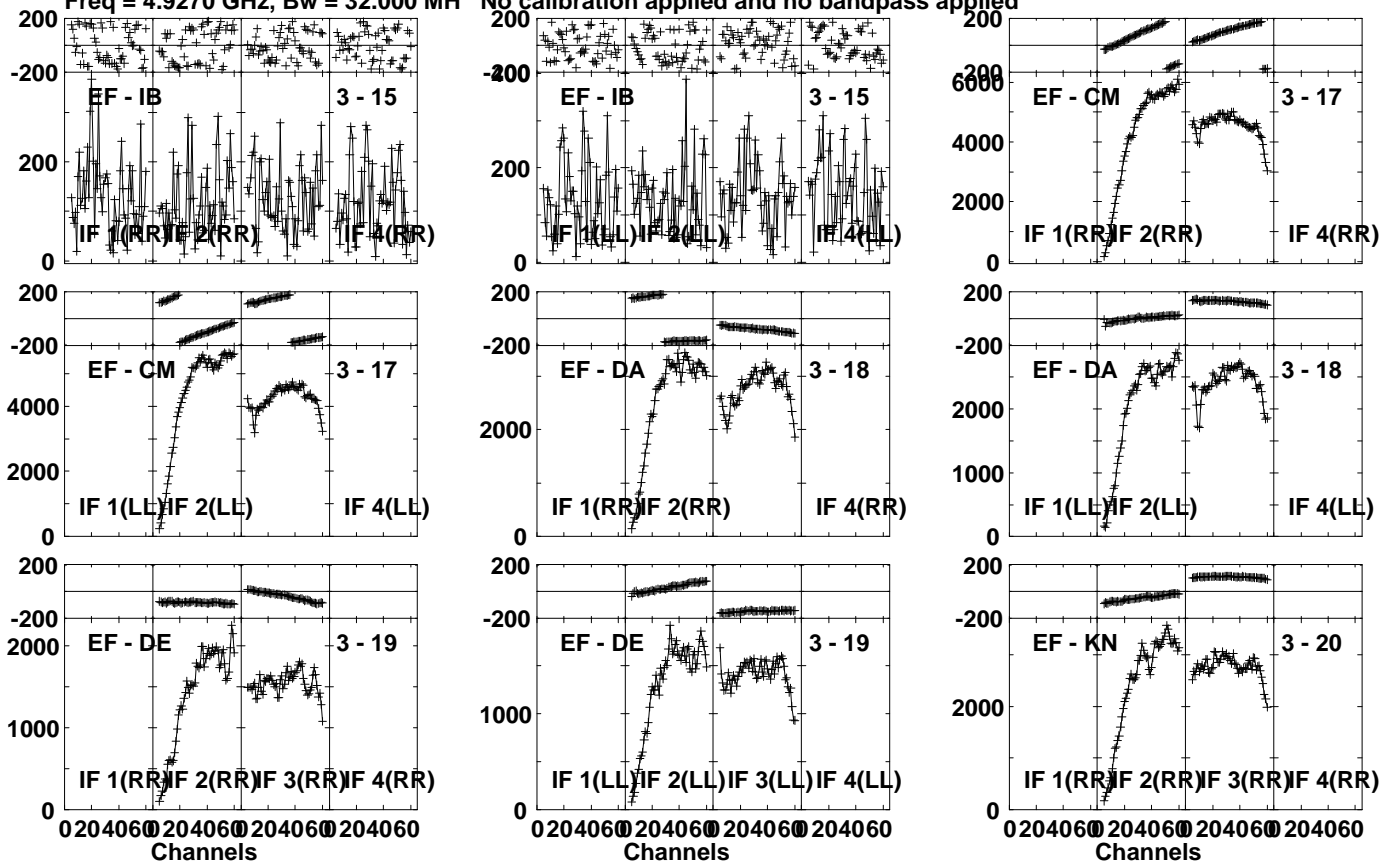
Lower frame: Milli Ampl Jy Top frame: Phas deg
Vector averaged cross-power spectrum Several baselines displayed
Timerange: 00/23:11:21 to 00/23:12:49

Plot file version 139 created 13-MAR-2023 14:51:16

J1333+2725 ET048C.UVDATA.1

Freq = 4.9270 GHz, Bw = 32.000 MH

No calibration applied and no bandpass applied



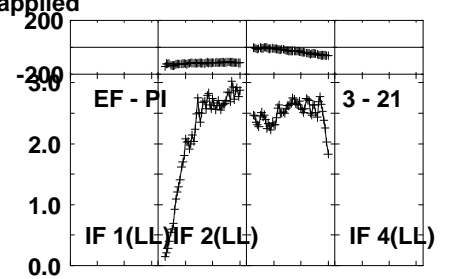
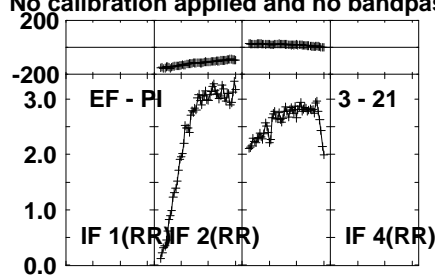
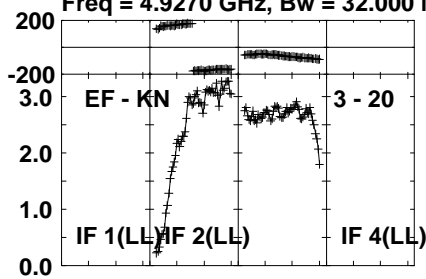
Lower frame: Micro Ampl Jy Top frame: Phas deg
Vector averaged cross-power spectrum Several baselines displayed
Timerange: 00/23:11:21 to 00/23:12:49

Plot file version 140 created 13-MAR-2023 14:51:16

J1333+2725 ET048C.UVDATA.1

Freq = 4.9270 GHz, Bw = 32.000 MH

No calibration applied and no bandpass applied



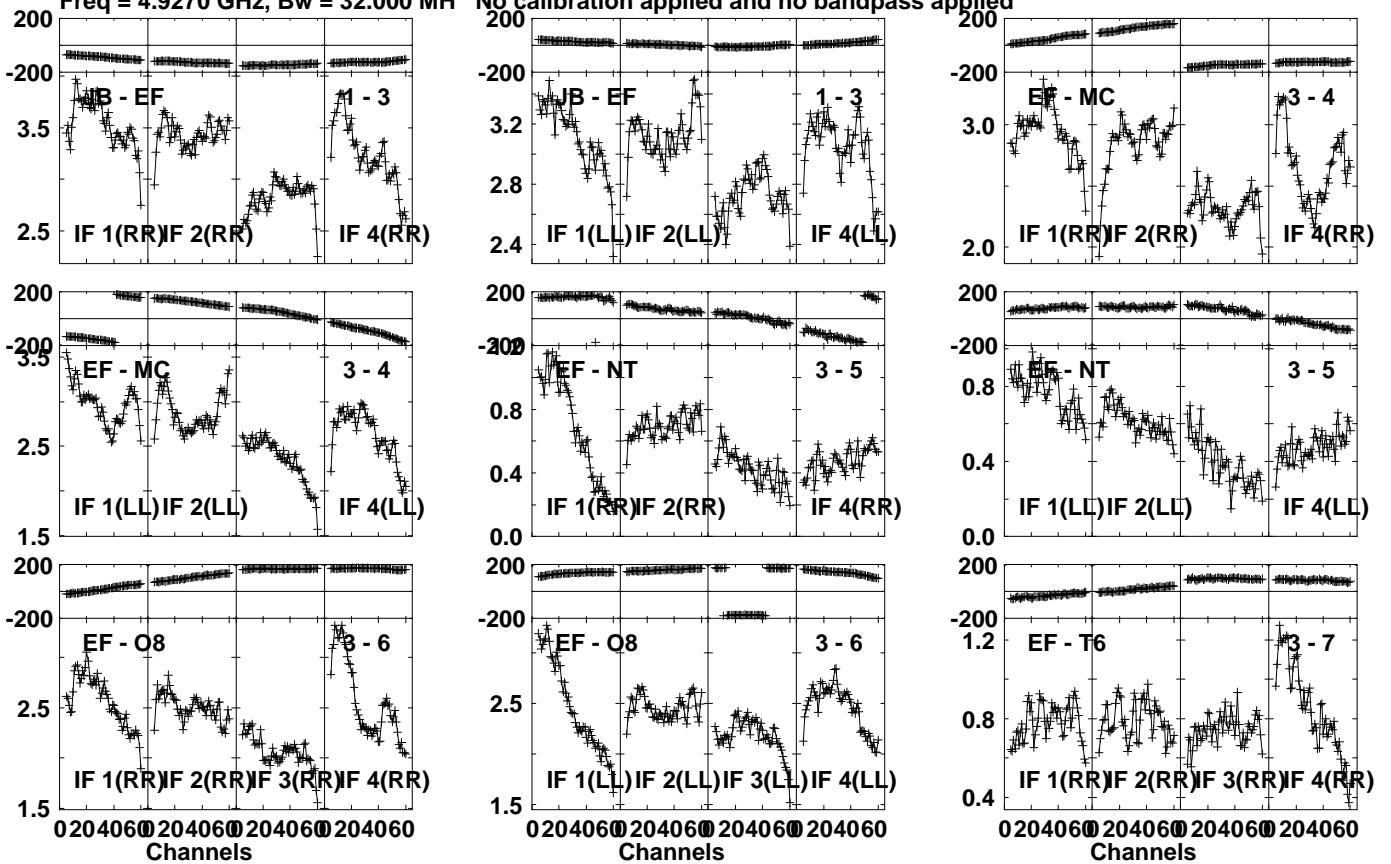
Lower frame: Milli Ampl Jy Top frame: Phas deg
Vector averaged cross-power spectrum Several baselines displayed
Timerange: 00/23:11:21 to 00/23:12:49

Plot file version 141 created 13-MAR-2023 14:51:16

1328+254 ET048C.UVDATA.1

Freq = 4.9270 GHz, Bw = 32.000 MH

No calibration applied and no bandpass applied

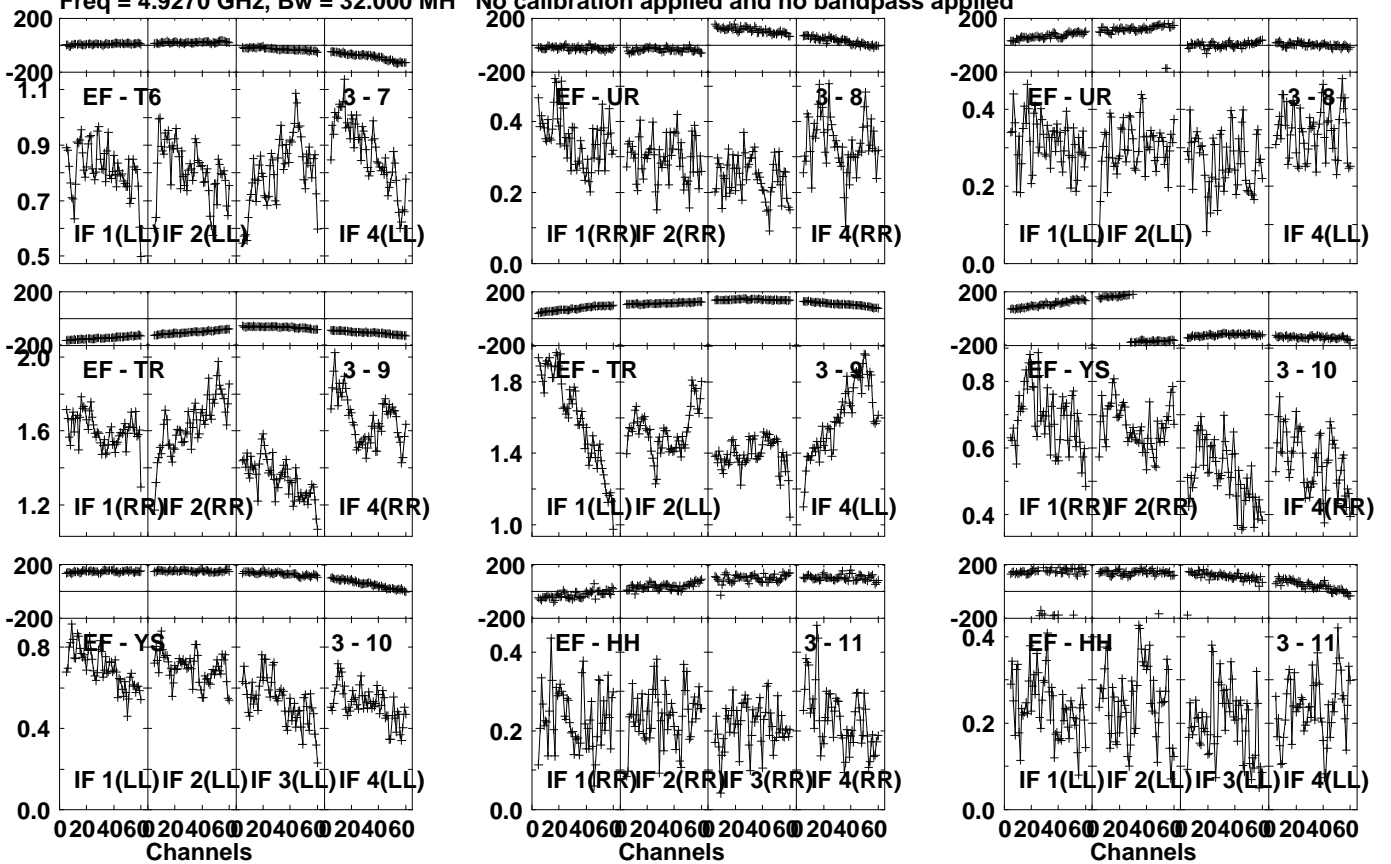


Lower frame: Milli Ampl Jy Top frame: Phas deg
Vector averaged cross-power spectrum Several baselines displayed
Timerange: 00/23:12:51 to 00/23:16:19

Plot file version 142 created 13-MAR-2023 14:51:16

1328+254 ET048C.UVDATA.1

Freq = 4.9270 GHz, Bw = 32.000 MH No calibration applied and no bandpass applied



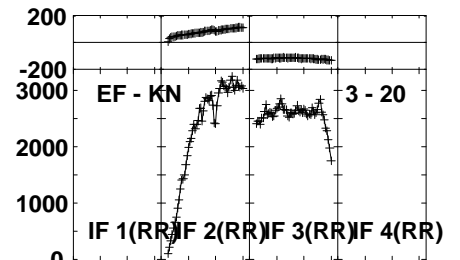
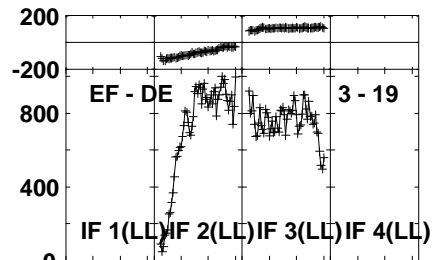
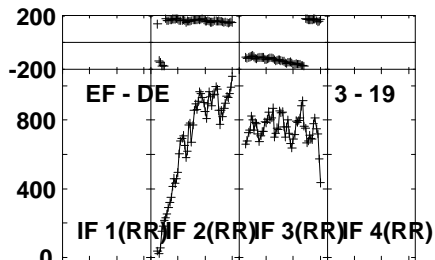
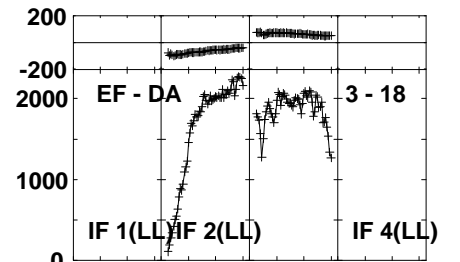
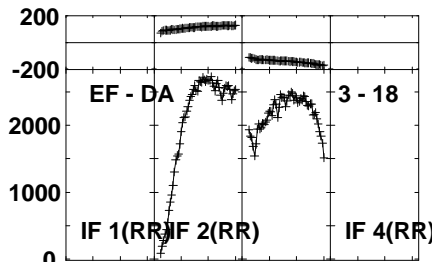
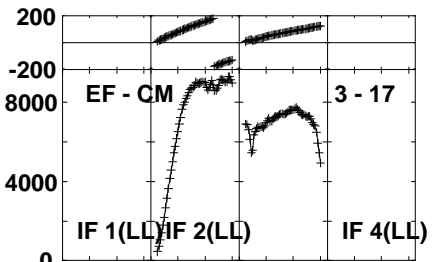
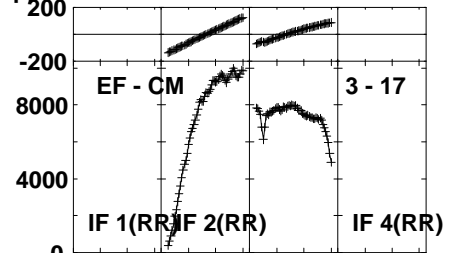
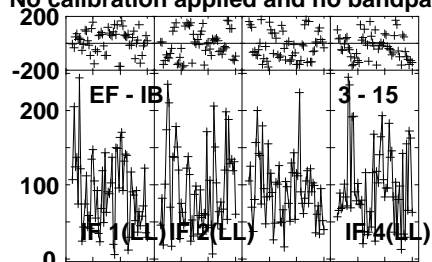
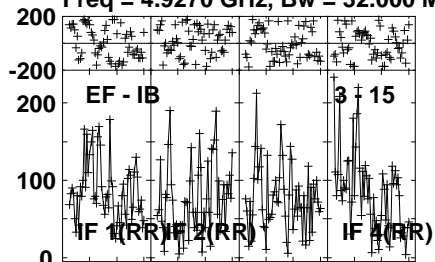
Lower frame: Milli Ampl Jy Top frame: Phas deg
Vector averaged cross-power spectrum Several baselines displayed
Timerange: 00/23:12:51 to 00/23:16:19

Plot file version 143 created 13-MAR-2023 14:51:16

1328+254 ET048C.UVDATA.1

Freq = 4.9270 GHz, Bw = 32.000 MH

No calibration applied and no bandpass applied



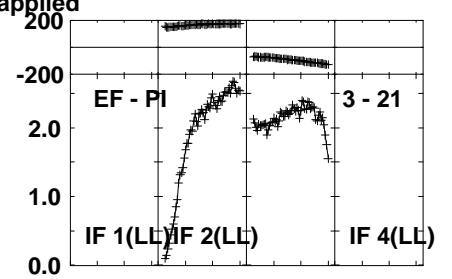
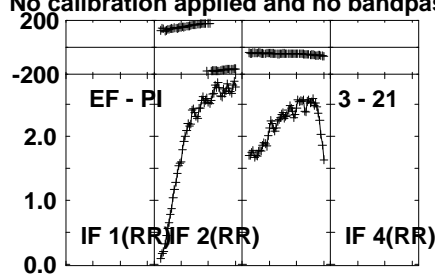
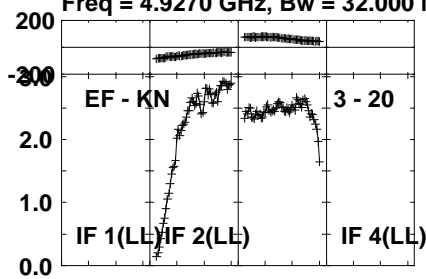
Lower frame: Micro Ampl Jy Top frame: Phas deg
Vector averaged cross-power spectrum Several baselines displayed
Timerange: 00/23:12:51 to 00/23:16:19

Plot file version 144 created 13-MAR-2023 14:51:17

1328+254 ET048C.UVDATA.1

Freq = 4.9270 GHz, Bw = 32.000 MH

No calibration applied and no bandpass applied



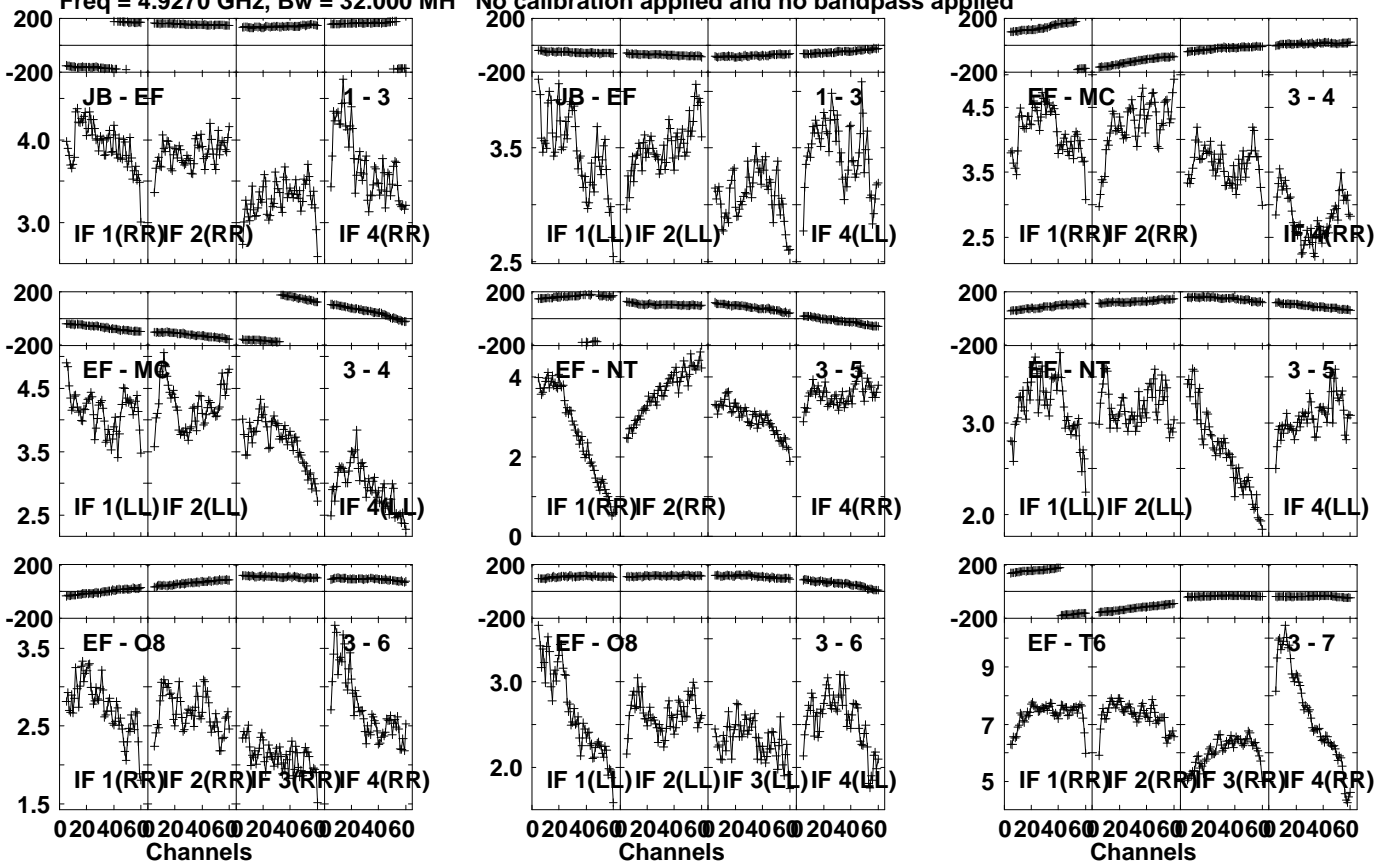
Lower frame: Milli Ampl Jy Top frame: Phas deg
Vector averaged cross-power spectrum Several baselines displayed
Timerange: 00/23:12:51 to 00/23:16:19

Plot file version 145 created 13-MAR-2023 14:51:17

J1333+2725 ET048C.UVDATA.1

Freq = 4.9270 GHz, Bw = 32.000 MH

No calibration applied and no bandpass applied



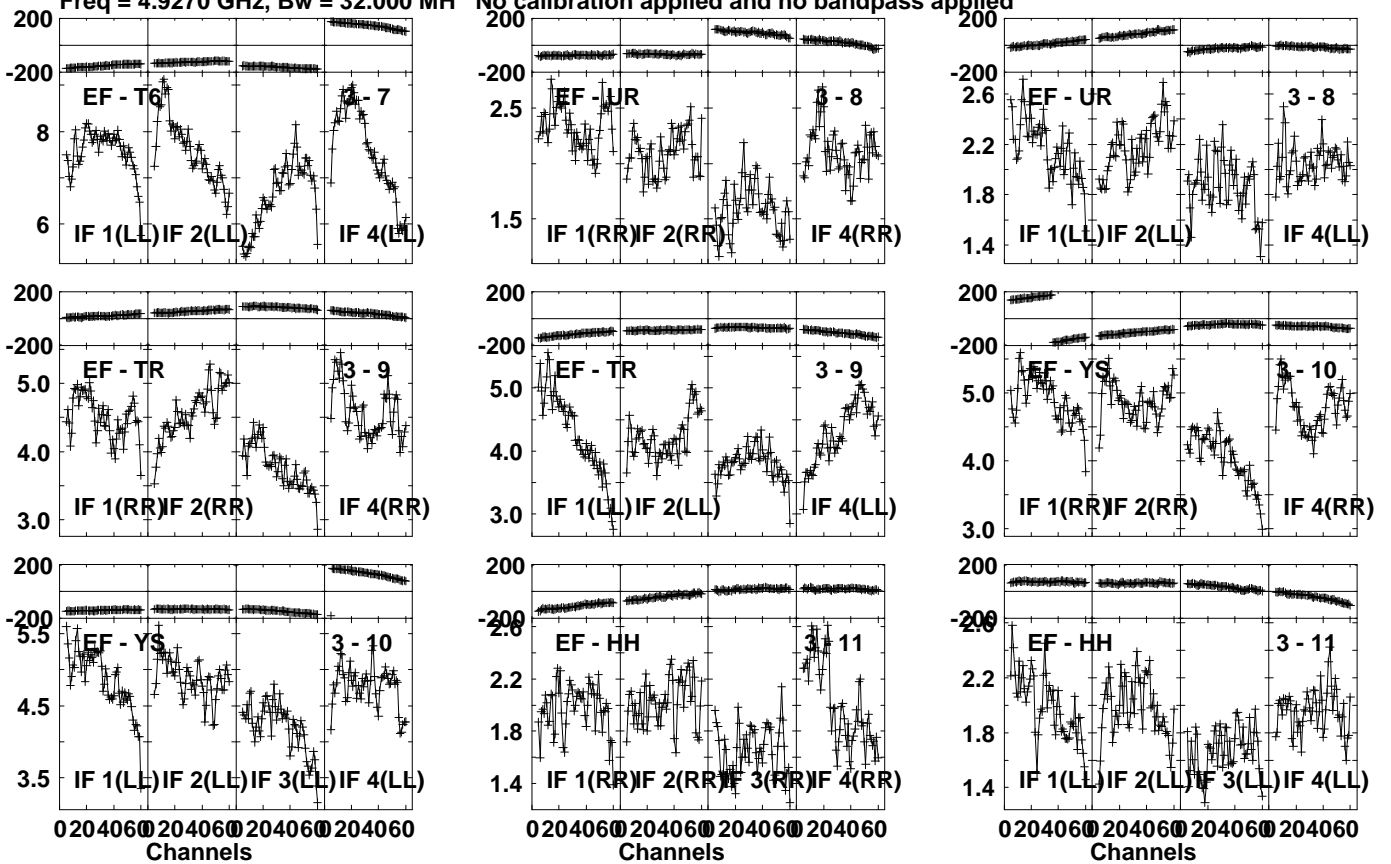
Lower frame: Milli Ampl Jy Top frame: Phas deg
Vector averaged cross-power spectrum Several baselines displayed
Timerange: 00/23:16:21 to 00/23:17:49

Plot file version 146 created 13-MAR-2023 14:51:17

J1333+2725 ET048C.UVDATA.1

Freq = 4.9270 GHz, Bw = 32.000 MH

No calibration applied and no bandpass applied



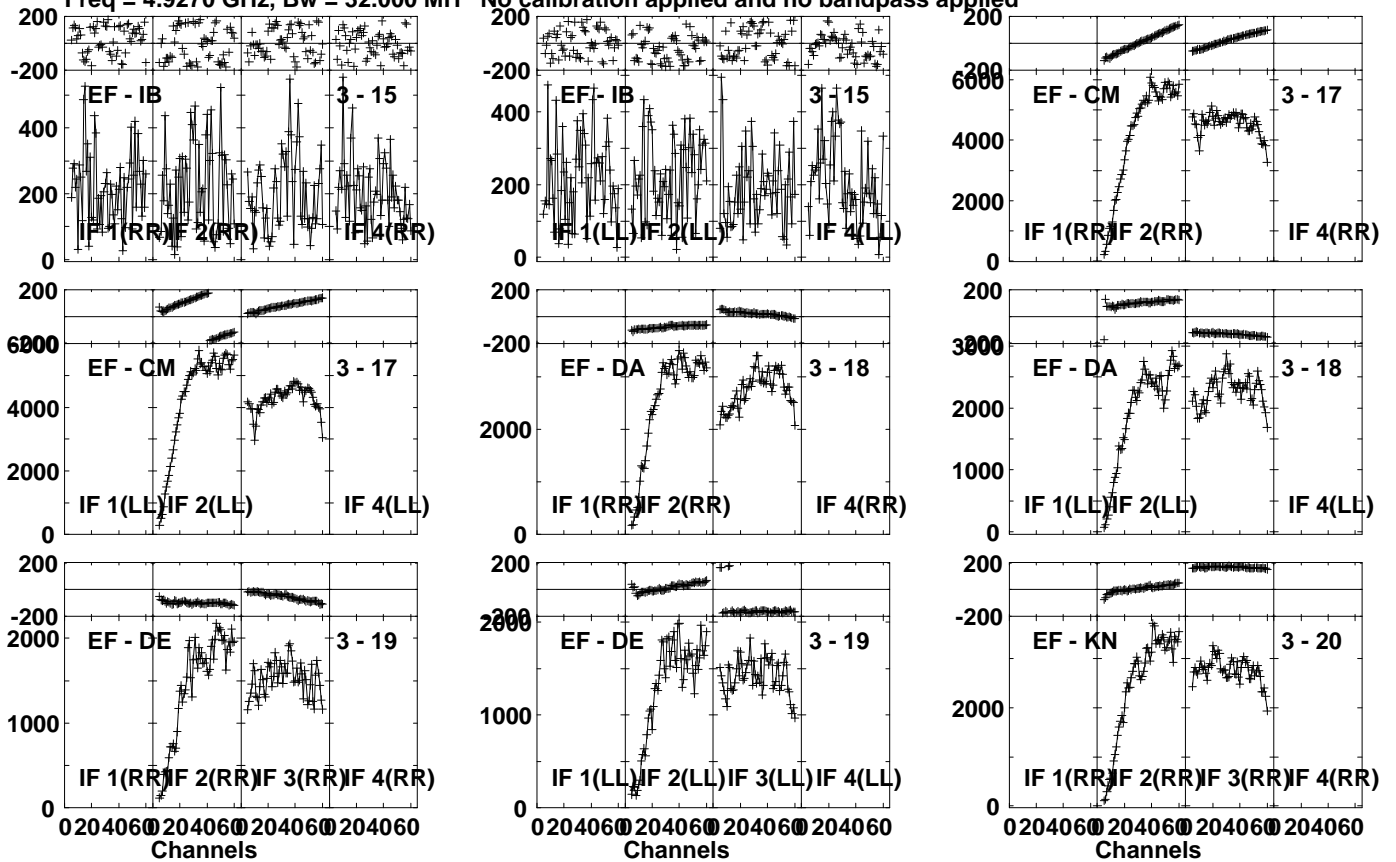
Lower frame: Milli Ampl Jy Top frame: Phas deg
Vector averaged cross-power spectrum Several baselines displayed
Timerange: 00/23:16:21 to 00/23:17:49

Plot file version 147 created 13-MAR-2023 14:51:17

J1333+2725 ET048C.UVDATA.1

Freq = 4.9270 GHz, Bw = 32.000 MH

No calibration applied and no bandpass applied

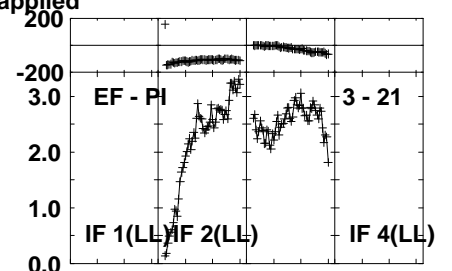
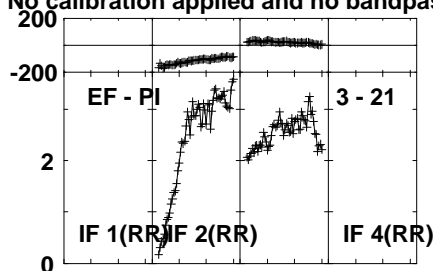
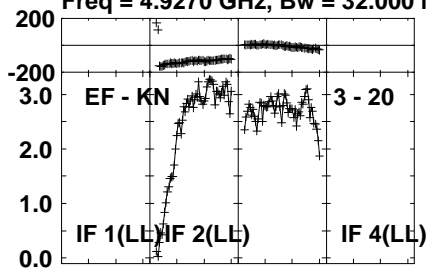


Lower frame: Micro Ampl Jy Top frame: Phas deg
Vector averaged cross-power spectrum Several baselines displayed
Timerange: 00/23:16:21 to 00/23:17:49

Plot file version 148 created 13-MAR-2023 14:51:17

J1333+2725 ET048C.UVDATA.1

Freq = 4.9270 GHz, Bw = 32.000 MH No calibration applied and no bandpass applied

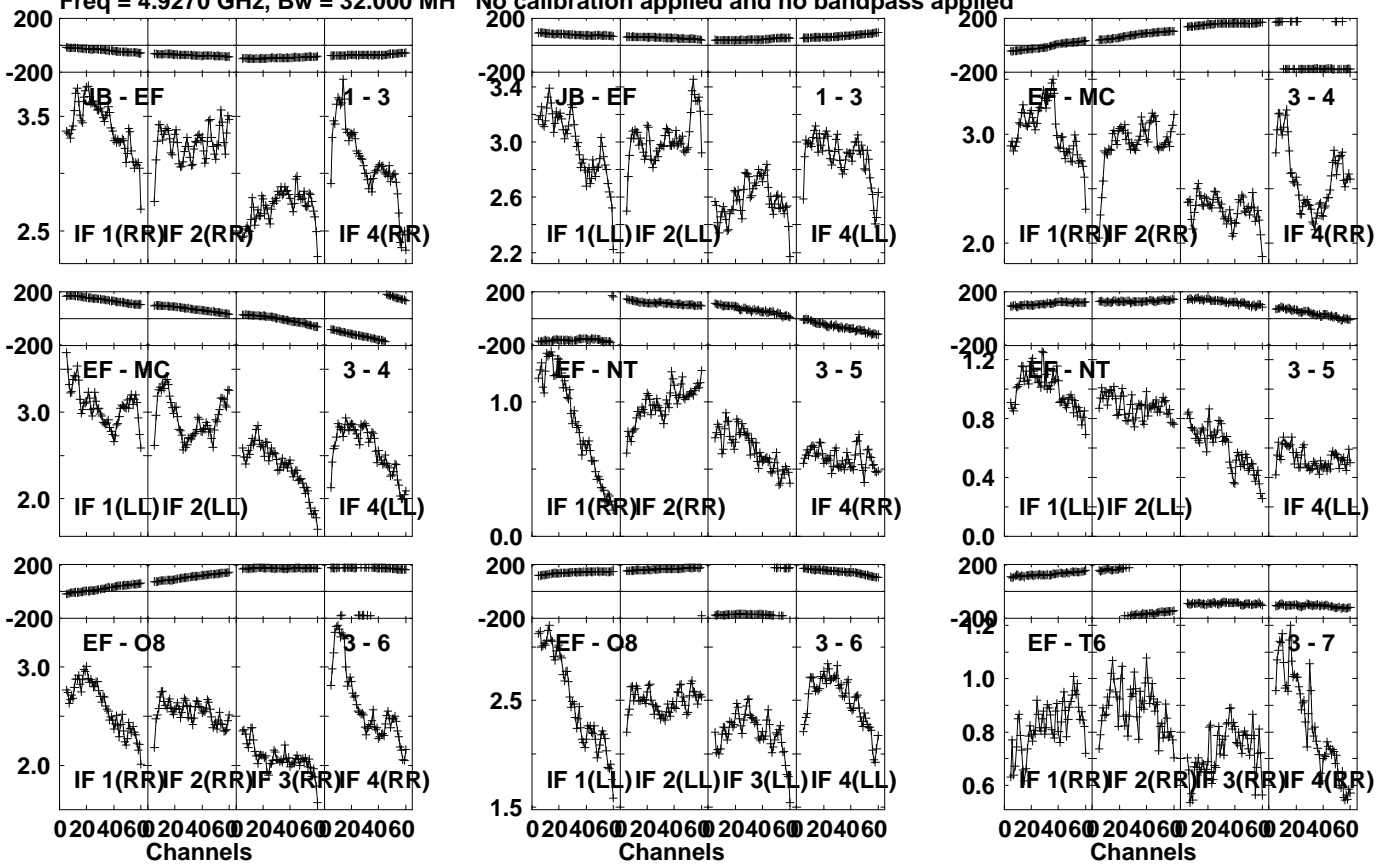


Lower frame: Milli Ampl Jy Top frame: Phas deg
Vector averaged cross-power spectrum Several baselines displayed
Timerange: 00/23:16:21 to 00/23:17:49

Plot file version 149 created 13-MAR-2023 14:51:17
 1328+254 ET048C.UVDATA.1

Freq = 4.9270 GHz, Bw = 32.000 MH

No calibration applied and no bandpass applied



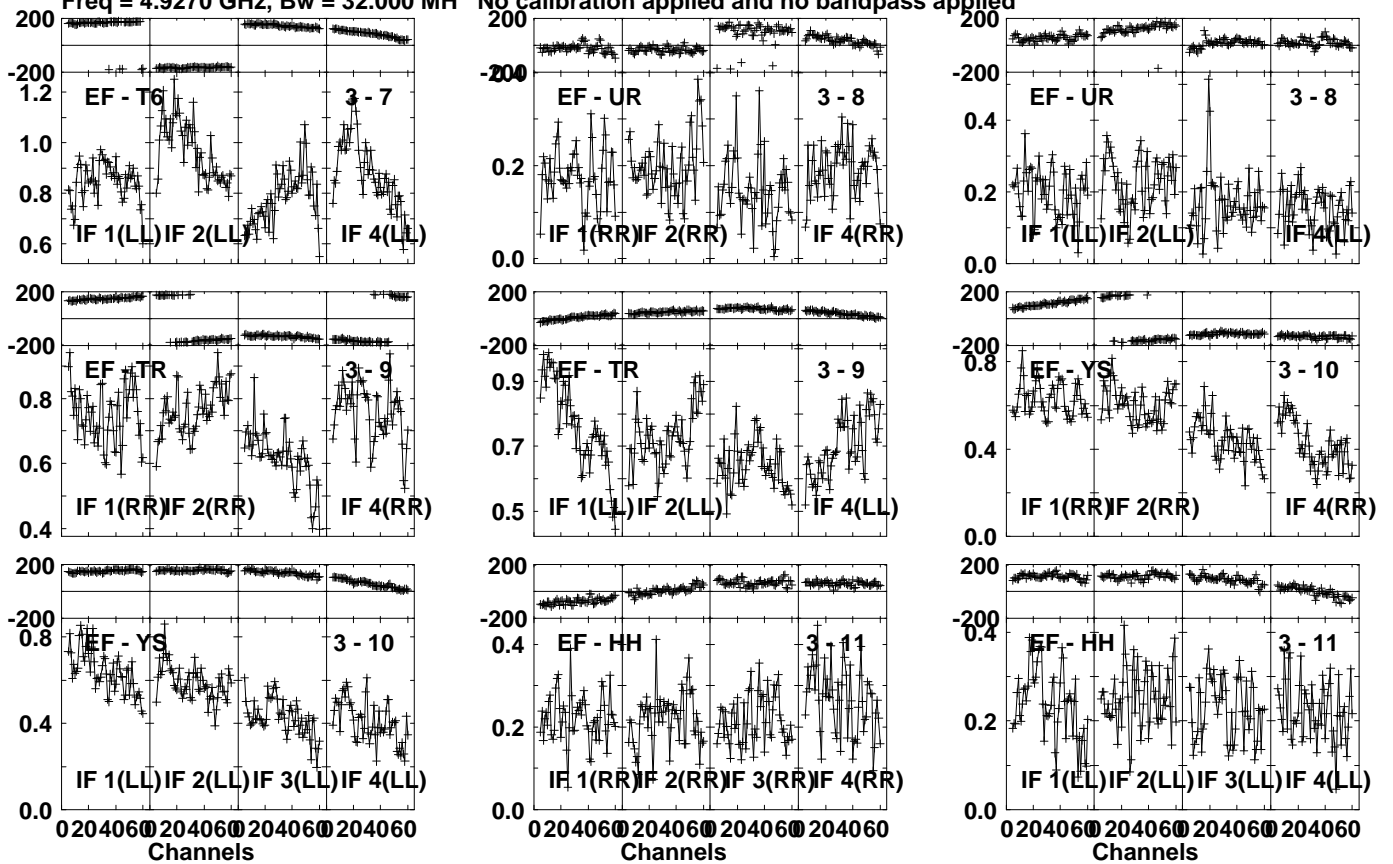
Lower frame: Milli Ampl Jy Top frame: Phas deg
 Vector averaged cross-power spectrum Several baselines displayed
 Timerange: 00/23:17:51 to 00/23:21:19

Plot file version 150 created 13-MAR-2023 14:51:17

1328+254 ET048C.UVDATA.1

Freq = 4.9270 GHz, Bw = 32.000 MH

No calibration applied and no bandpass applied



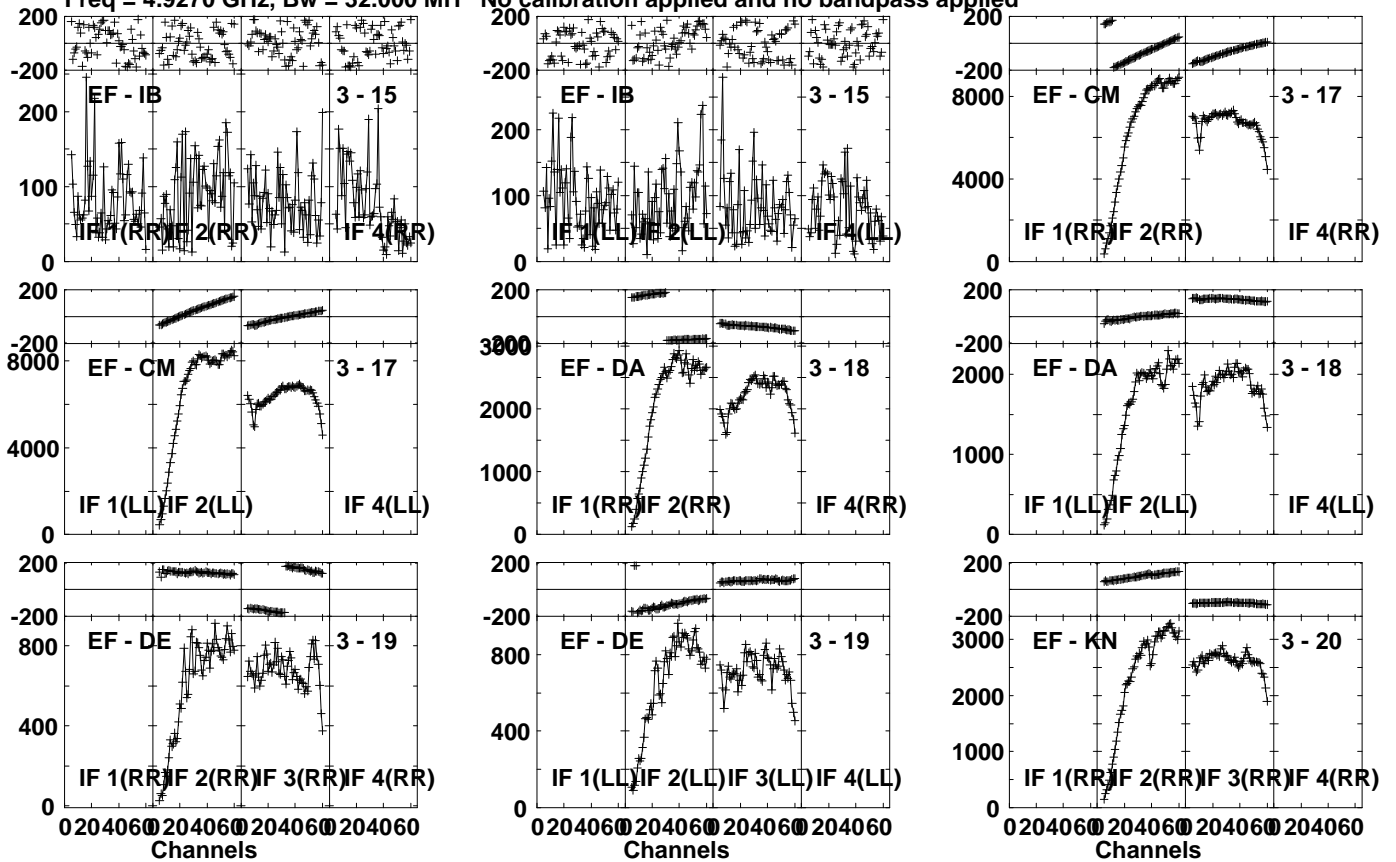
Lower frame: Milli Ampl Jy Top frame: Phas deg
Vector averaged cross-power spectrum Several baselines displayed
Timerange: 00/23:17:51 to 00/23:21:19

Plot file version 151 created 13-MAR-2023 14:51:17

1328+254 ET048C.UVDATA.1

Freq = 4.9270 GHz, Bw = 32.000 MH

No calibration applied and no bandpass applied



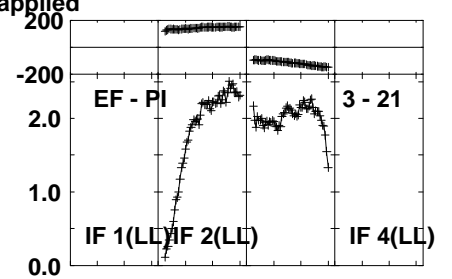
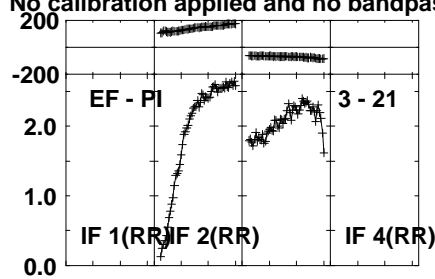
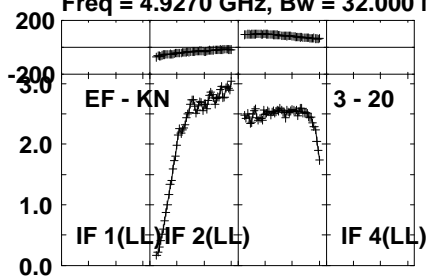
Lower frame: Micro Ampl Jy Top frame: Phas deg
Vector averaged cross-power spectrum Several baselines displayed
Timerange: 00/23:17:51 to 00/23:21:19

Plot file version 152 created 13-MAR-2023 14:51:18

1328+254 ET048C.UVDATA.1

Freq = 4.9270 GHz, Bw = 32.000 MH

No calibration applied and no bandpass applied



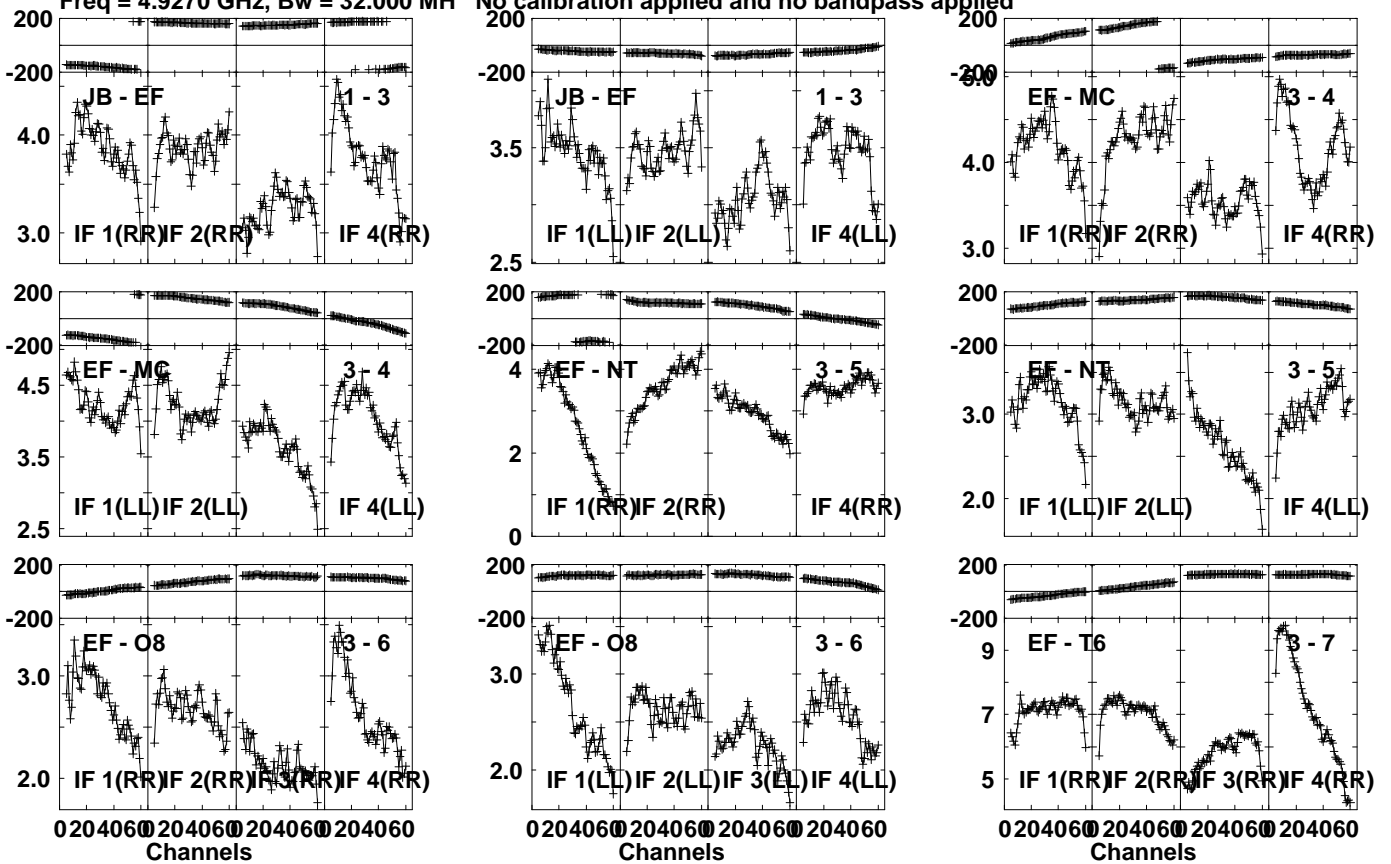
Lower frame: Milli Ampl Jy Top frame: Phas deg
Vector averaged cross-power spectrum Several baselines displayed
Timerange: 00/23:17:51 to 00/23:21:19

Plot file version 153 created 13-MAR-2023 14:51:18

J1333+2725 ET048C.UVDATA.1

Freq = 4.9270 GHz, Bw = 32.000 MH

No calibration applied and no bandpass applied



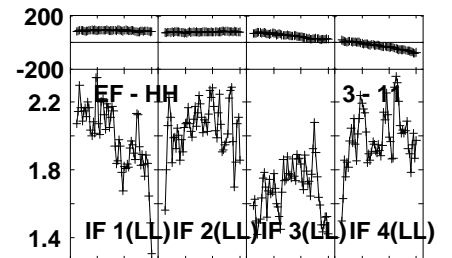
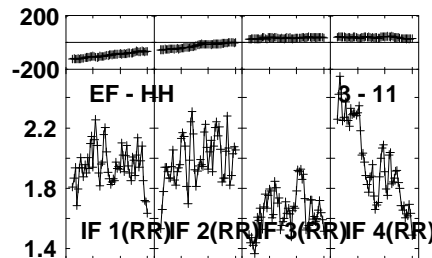
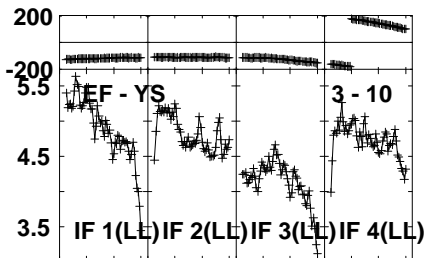
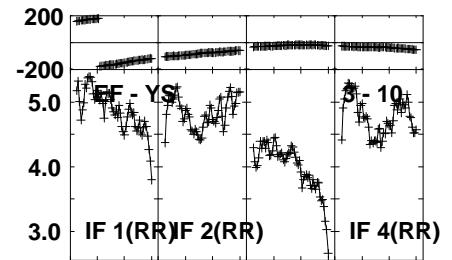
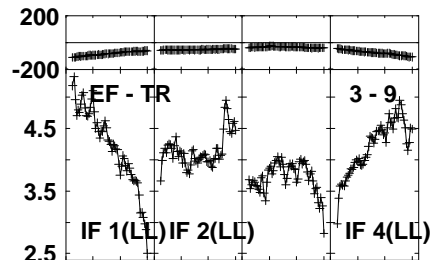
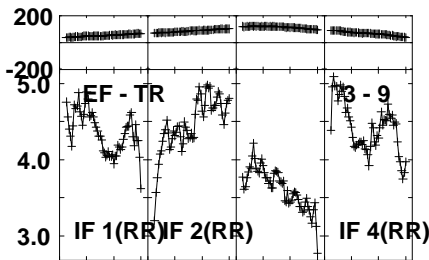
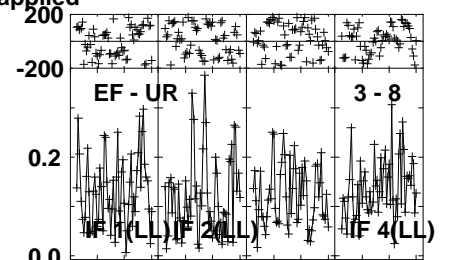
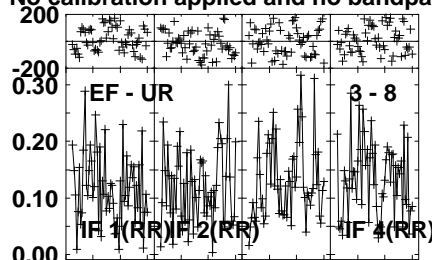
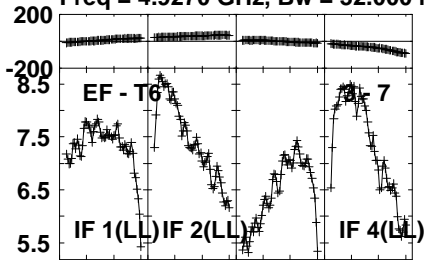
Lower frame: Milli Ampl Jy Top frame: Phas deg
Vector averaged cross-power spectrum Several baselines displayed
Timerange: 00/23:22:01 to 00/23:23:29

Plot file version 154 created 13-MAR-2023 14:51:18

J1333+2725 ET048C.UVDATA.1

Freq = 4.9270 GHz, Bw = 32.000 MH

No calibration applied and no bandpass applied



0204060 204060 204060 204060
Channels

0204060 204060 204060 204060
Channels

0204060 204060 204060 204060
Channels

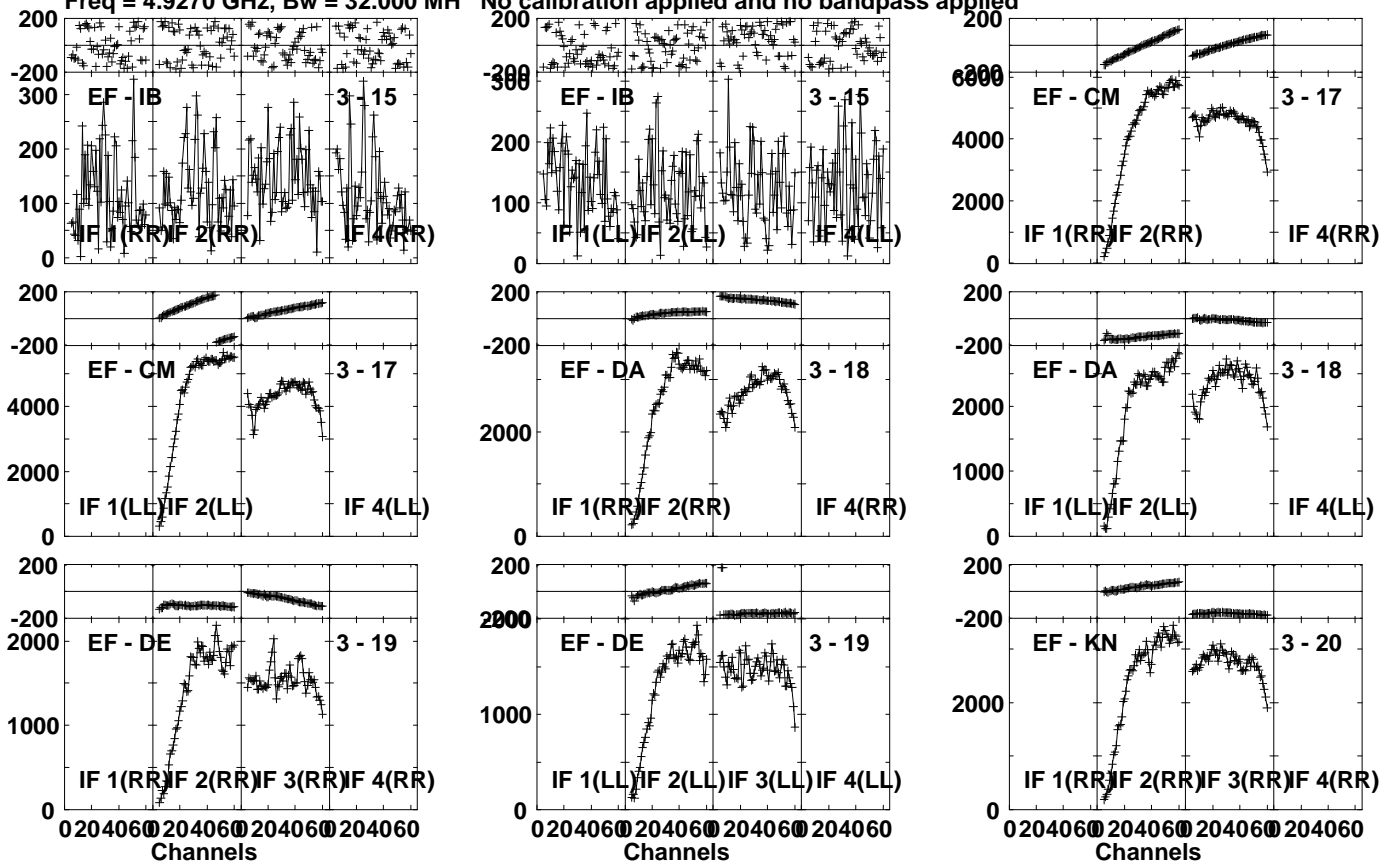
Lower frame: Milli Ampl Jy Top frame: Phas deg
Vector averaged cross-power spectrum Several baselines displayed
Timerange: 00/23:22:01 to 00/23:23:29

Plot file version 155 created 13-MAR-2023 14:51:18

J1333+2725 ET048C.UVDATA.1

Freq = 4.9270 GHz, Bw = 32.000 MH

No calibration applied and no bandpass applied



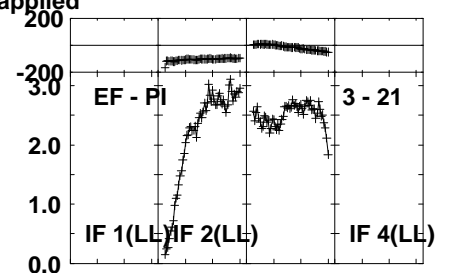
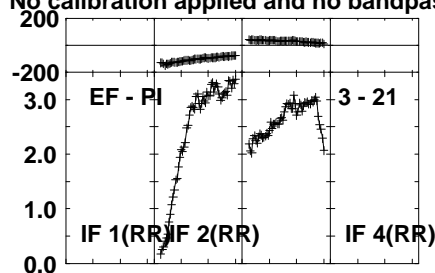
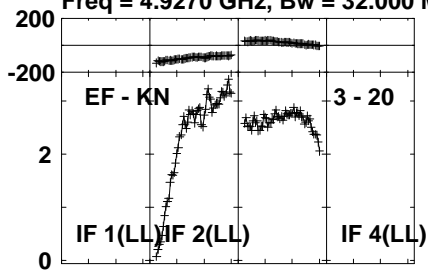
Lower frame: Micro Ampl Jy Top frame: Phas deg
Vector averaged cross-power spectrum Several baselines displayed
Timerange: 00/23:22:01 to 00/23:23:29

Plot file version 156 created 13-MAR-2023 14:51:18

J1333+2725 ET048C.UVDATA.1

Freq = 4.9270 GHz, Bw = 32.000 MH

No calibration applied and no bandpass applied



Lower frame: Milli Ampl Jy Top frame: Phas deg

Vector averaged cross-power spectrum Several baselines displayed

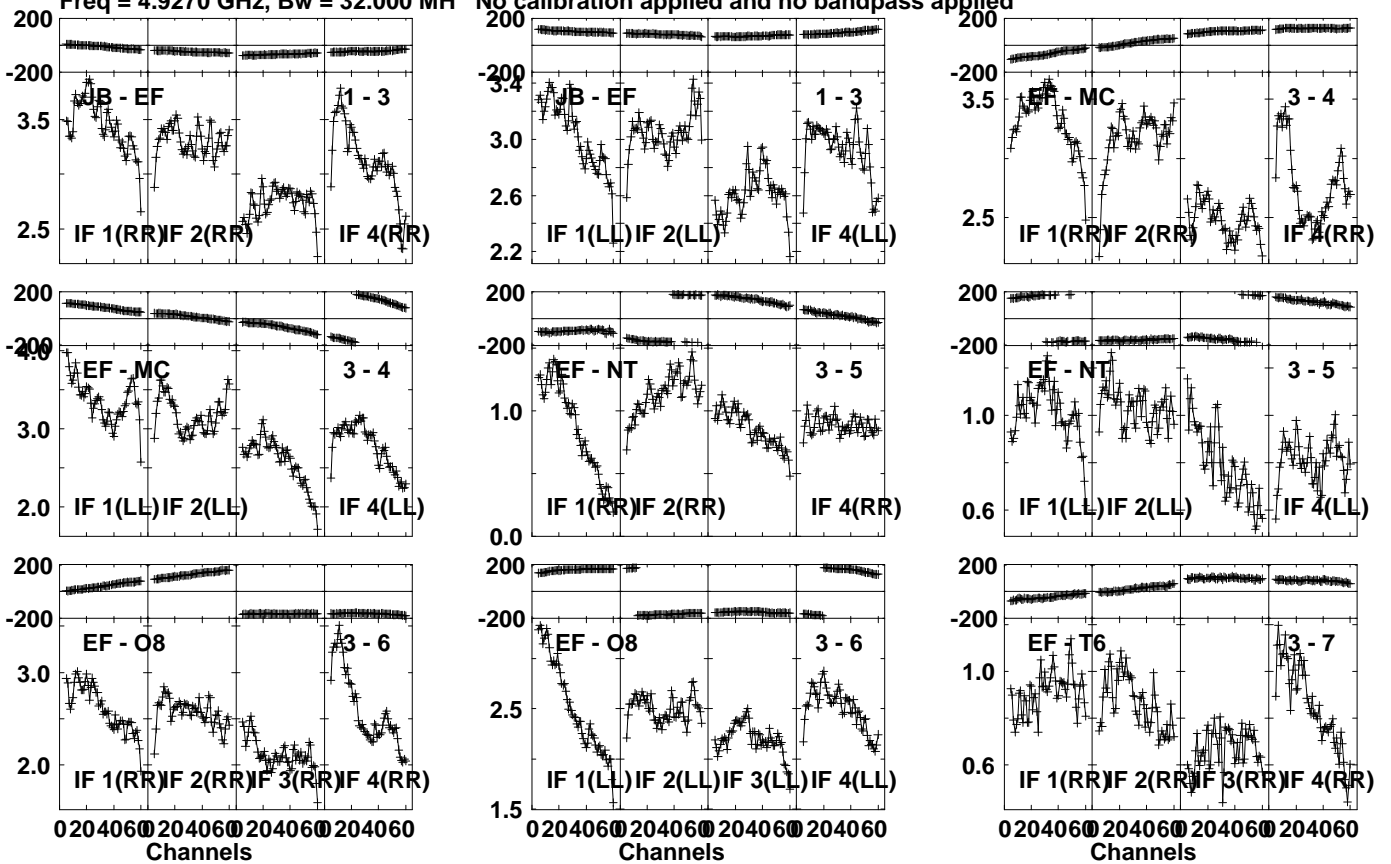
Timerange: 00/23:22:01 to 00/23:23:29

Plot file version 157 created 13-MAR-2023 14:51:18

1328+254 ET048C.UVDATA.1

Freq = 4.9270 GHz, Bw = 32.000 MH

No calibration applied and no bandpass applied



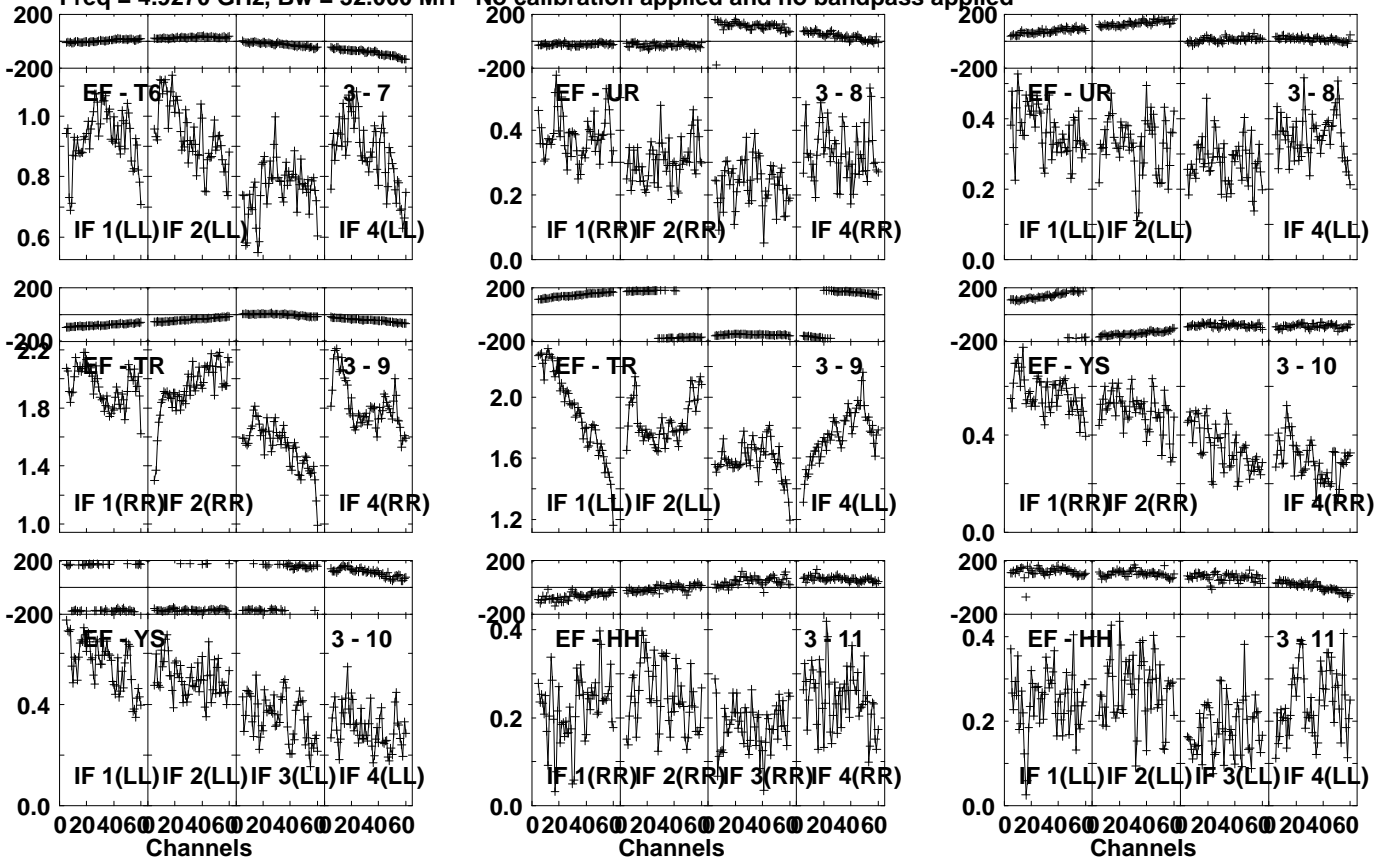
Lower frame: Milli Ampl Jy Top frame: Phas deg
Vector averaged cross-power spectrum Several baselines displayed
Timerange: 00/23:23:31 to 00/23:26:59

Plot file version 158 created 13-MAR-2023 14:51:18

1328+254 ET048C.UVDATA.1

Freq = 4.9270 GHz, Bw = 32.000 MH

No calibration applied and no bandpass applied



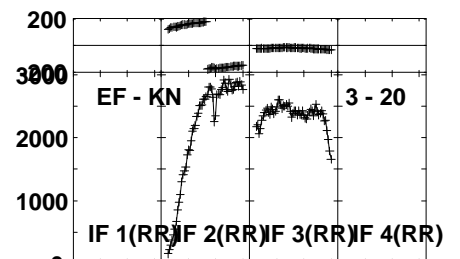
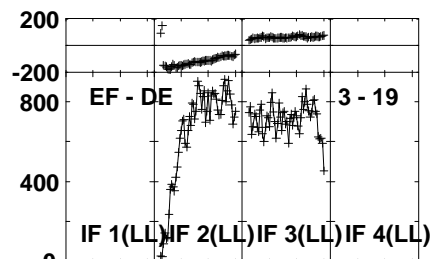
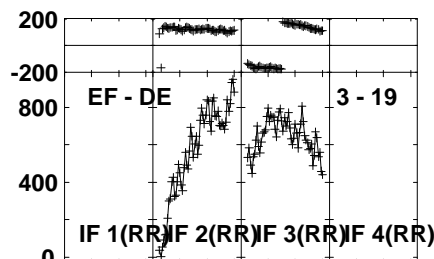
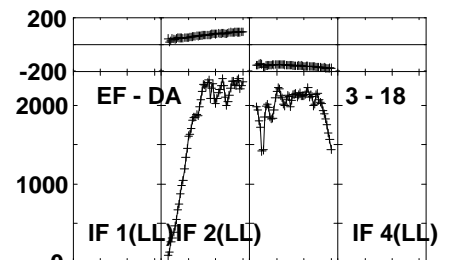
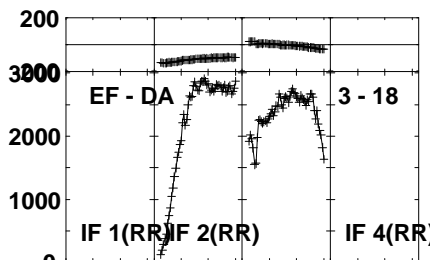
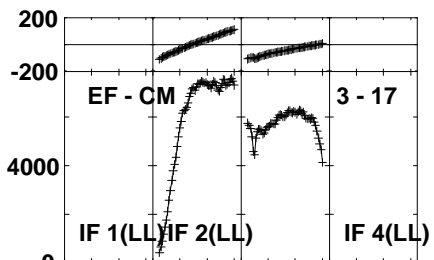
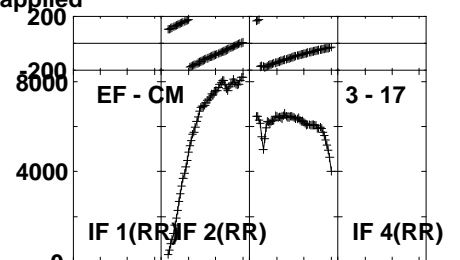
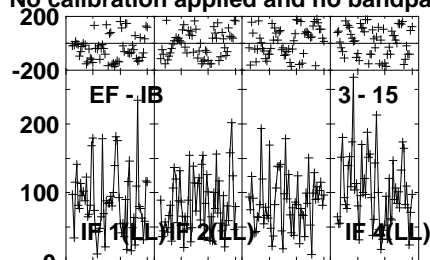
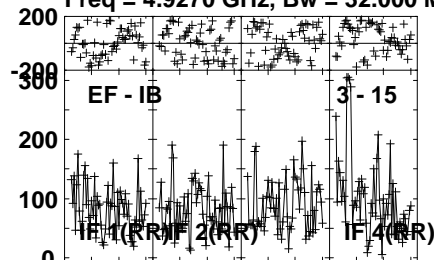
Lower frame: Milli Ampl Jy Top frame: Phas deg
Vector averaged cross-power spectrum Several baselines displayed
Timerange: 00/23:23:31 to 00/23:26:59

Plot file version 159 created 13-MAR-2023 14:51:19

1328+254 ET048C.UVDATA.1

Freq = 4.9270 GHz, Bw = 32.000 MH

No calibration applied and no bandpass applied



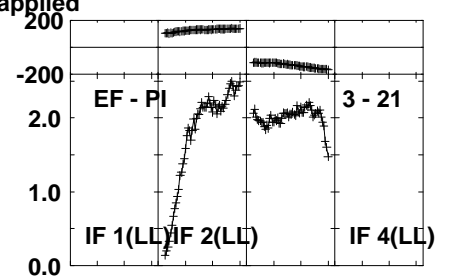
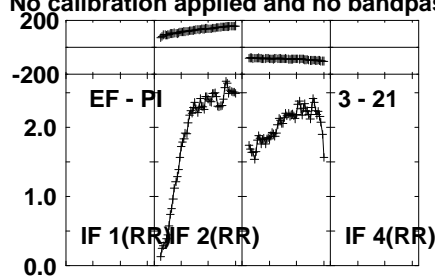
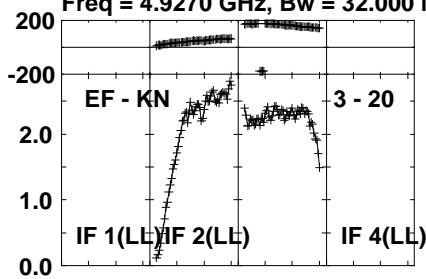
Lower frame: Micro Ampl Jy Top frame: Phas deg
Vector averaged cross-power spectrum Several baselines displayed
Timerange: 00/23:23:31 to 00/23:26:59

Plot file version 160 created 13-MAR-2023 14:51:19

1328+254 ET048C.UVDATA.1

Freq = 4.9270 GHz, Bw = 32.000 MH

No calibration applied and no bandpass applied



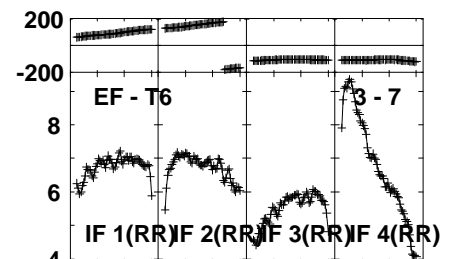
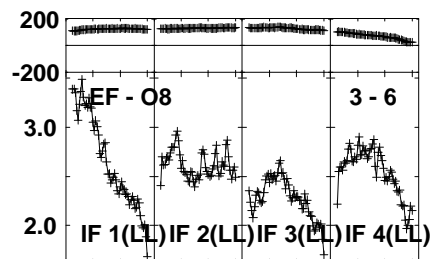
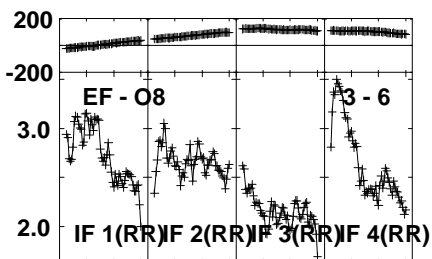
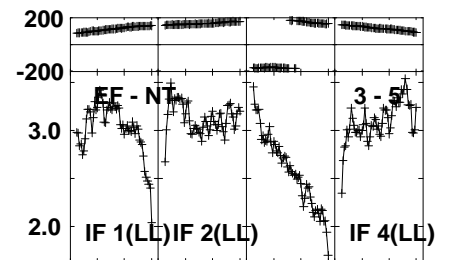
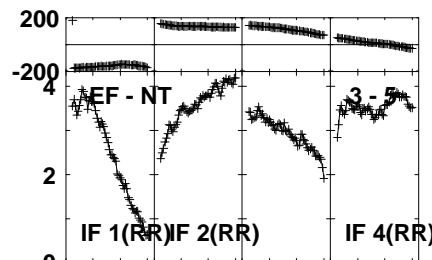
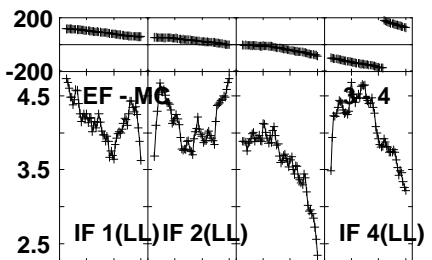
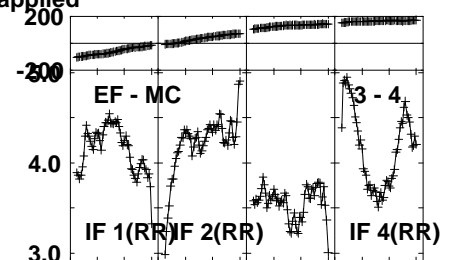
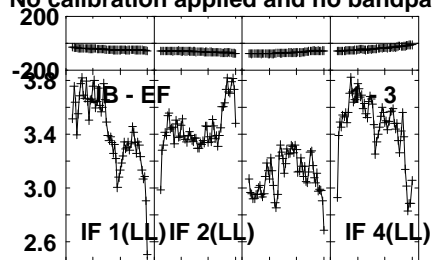
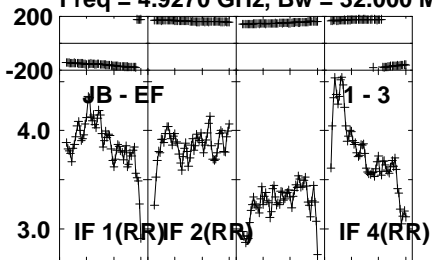
Lower frame: Milli Ampl Jy Top frame: Phas deg
Vector averaged cross-power spectrum Several baselines displayed
Timerange: 00/23:23:31 to 00/23:26:59

Plot file version 161 created 13-MAR-2023 14:51:19

J1333+2725 ET048C.UVDATA.1

Freq = 4.9270 GHz, Bw = 32.000 MH

No calibration applied and no bandpass applied



0204060 204060 204060 204060
Channels

0204060 204060 204060 204060
Channels

0204060 204060 204060 204060
Channels

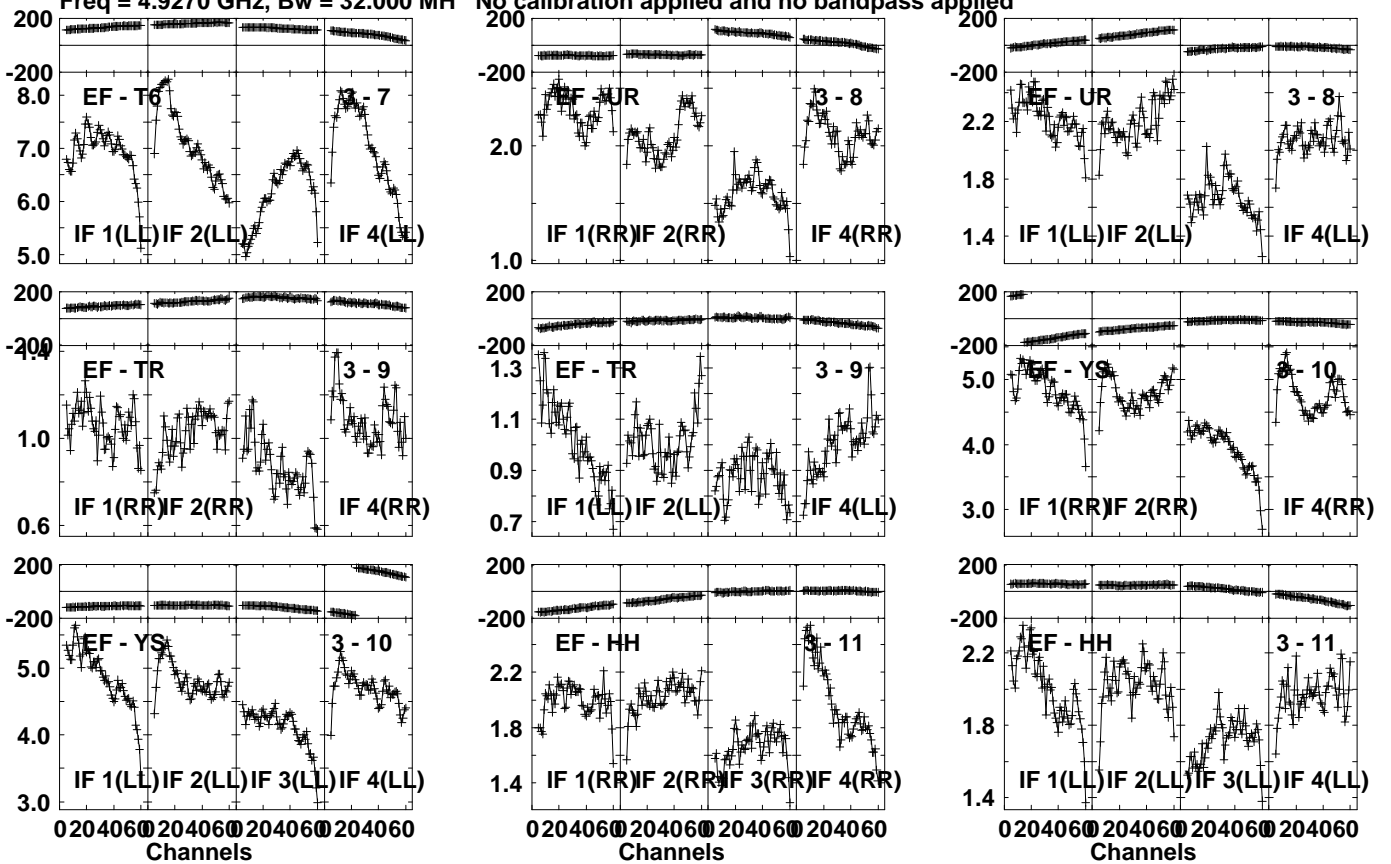
Lower frame: Milli Ampl Jy Top frame: Phas deg
Vector averaged cross-power spectrum Several baselines displayed
Timerange: 00/23:27:01 to 00/23:29:59

Plot file version 162 created 13-MAR-2023 14:51:19

J1333+2725 ET048C.UVDATA.1

Freq = 4.9270 GHz, Bw = 32.000 MH

No calibration applied and no bandpass applied



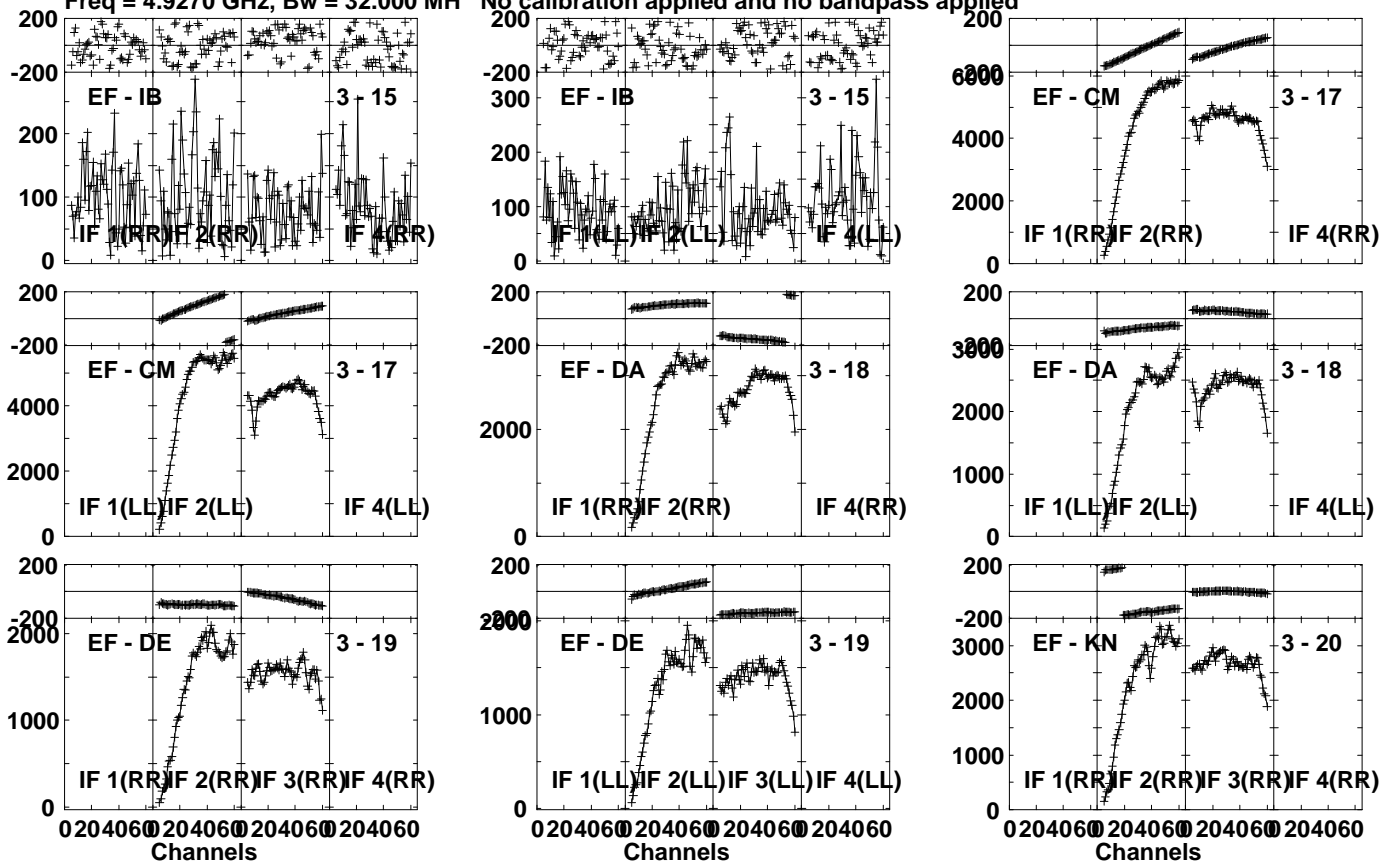
Lower frame: Milli Ampl Jy Top frame: Phas deg
Vector averaged cross-power spectrum Several baselines displayed
Timerange: 00/23:27:01 to 00/23:29:59

Plot file version 163 created 13-MAR-2023 14:51:19

J1333+2725 ET048C.UVDATA.1

Freq = 4.9270 GHz, Bw = 32.000 MH

No calibration applied and no bandpass applied



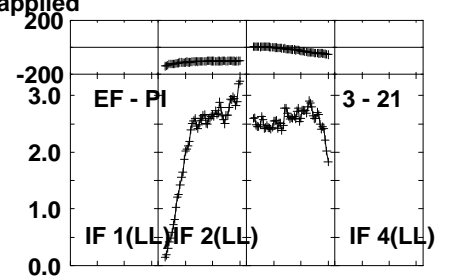
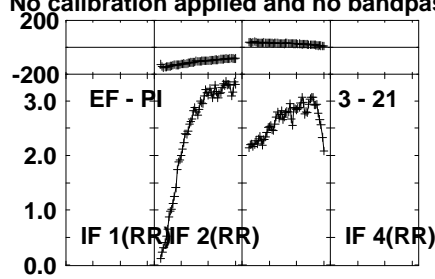
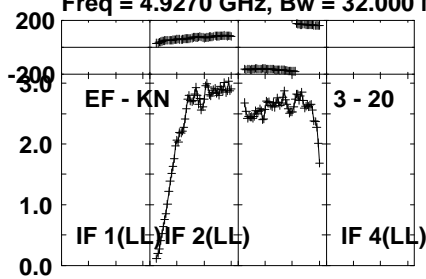
Lower frame: Micro Ampl Jy Top frame: Phas deg
Vector averaged cross-power spectrum Several baselines displayed
Timerange: 00/23:27:01 to 00/23:29:59

Plot file version 164 created 13-MAR-2023 14:51:19

J1333+2725 ET048C.UVDATA.1

Freq = 4.9270 GHz, Bw = 32.000 MH

No calibration applied and no bandpass applied



Lower frame: Milli Ampl Jy Top frame: Phas deg
Vector averaged cross-power spectrum Several baselines displayed
Timerange: 00/23:27:01 to 00/23:29:59