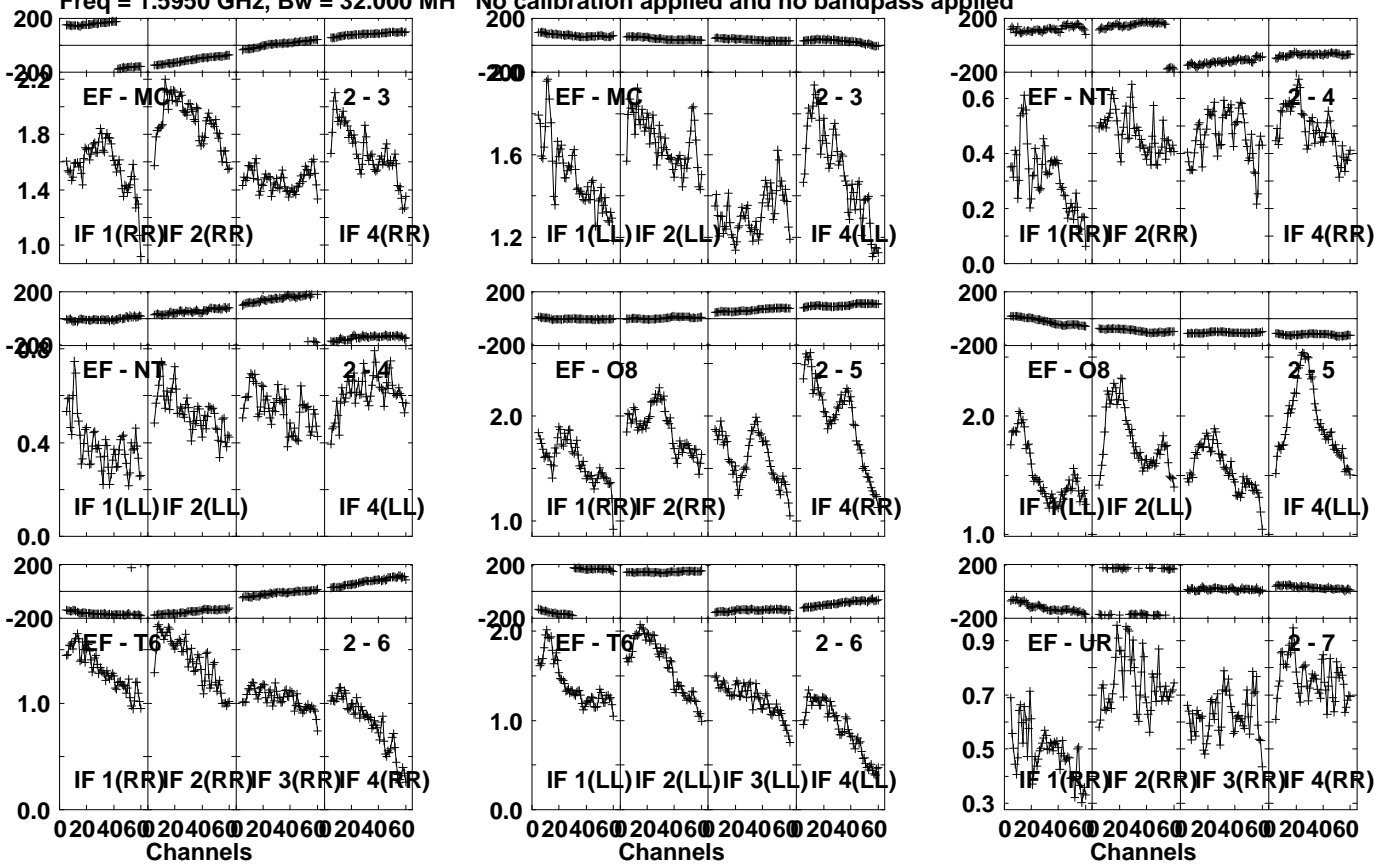


Plot file version 1 created 17-APR-2023 11:20:12

3C66A EV024A 1.UVDATA.1

Freq = 1.5950 GHz, Bw = 32.000 MH

No calibration applied and no bandpass applied

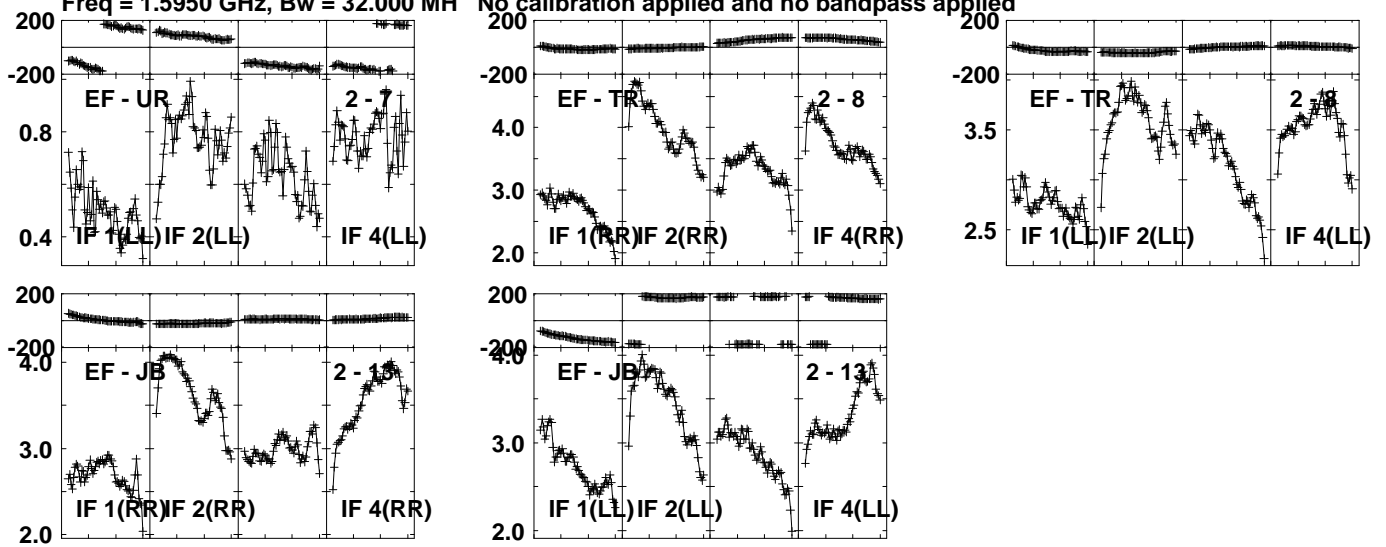


Lower frame: Milli Ampl Jy Top frame: Phas deg
Vector averaged cross-power spectrum Several baselines displayed
Timerange: 00/08:37:01 to 00/08:49:59

Plot file version 2 created 17-APR-2023 11:20:12

3C66A EV024A 1.UVDATA.1

Freq = 1.5950 GHz, Bw = 32.000 MH No calibration applied and no bandpass applied



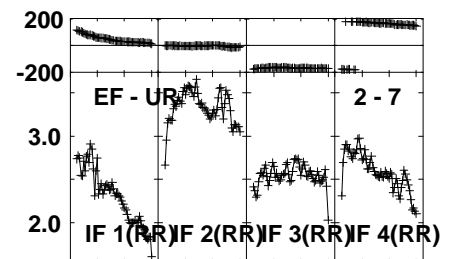
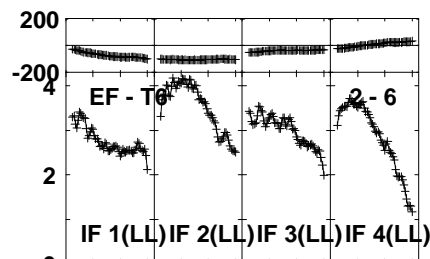
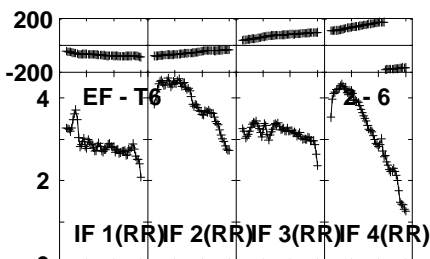
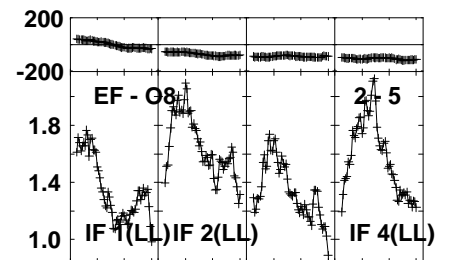
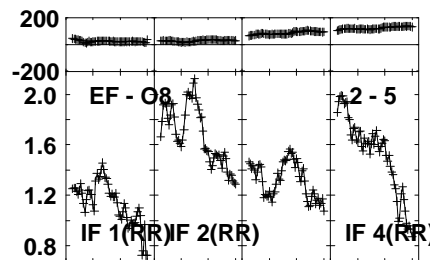
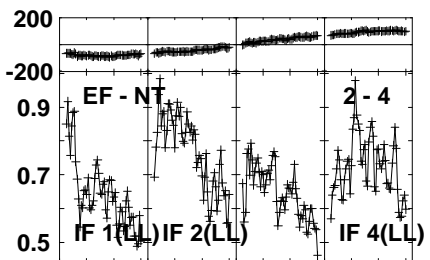
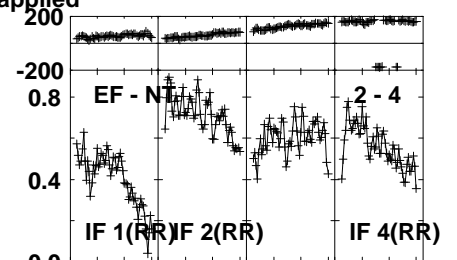
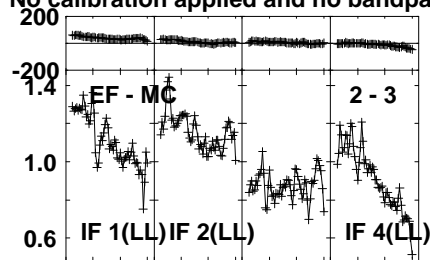
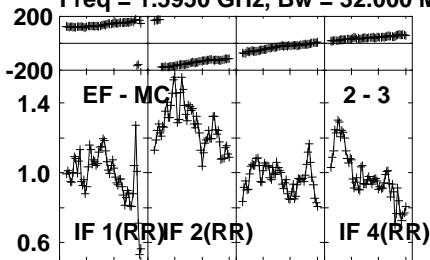
Lower frame: Milli Ampl Jy Top frame: Phas deg
Vector averaged cross-power spectrum Several baselines displayed
Timerange: 00/08:37:01 to 00/08:49:59

Plot file version 3 created 17-APR-2023 11:20:12

3C66A EV024A 1.UVDATA.1

Freq = 1.5950 GHz, Bw = 32.000 MH

No calibration applied and no bandpass applied



0204060 204060 204060 204060
Channels

0204060 204060 204060 204060
Channels

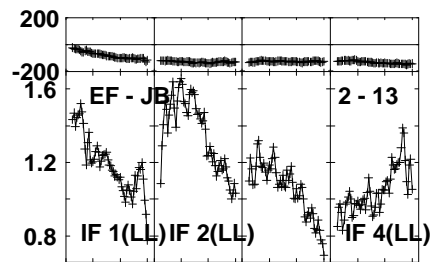
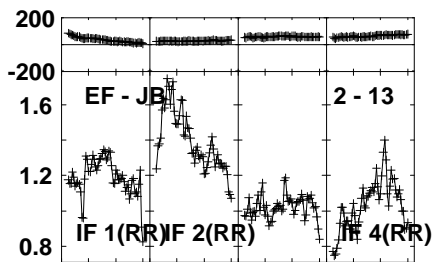
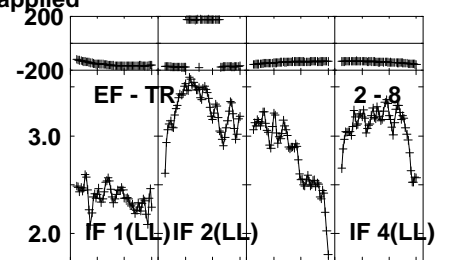
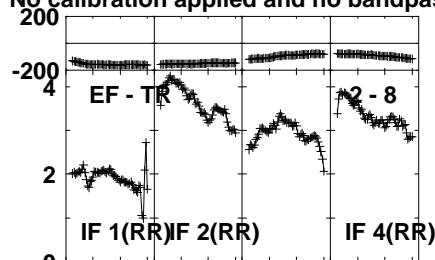
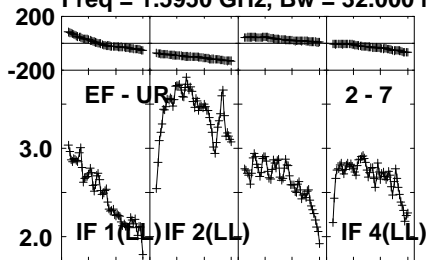
0204060 204060 204060 204060
Channels

Lower frame: Milli Ampl Jy Top frame: Phas deg
Vector averaged cross-power spectrum Several baselines displayed
Timerange: 00:08:50:31 to 00:09:04:59

Plot file version 4 created 17-APR-2023 11:20:13

3C66A EV024A 1.UVDATA.1

Freq = 1.5950 GHz, Bw = 32.000 MH No calibration applied and no bandpass applied

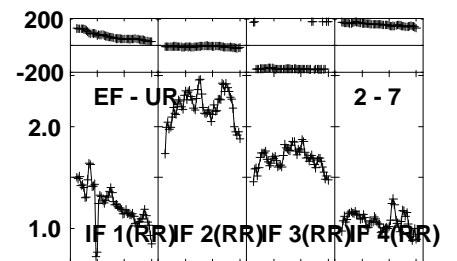
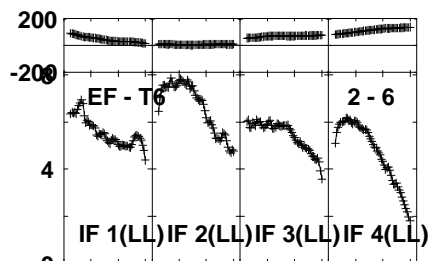
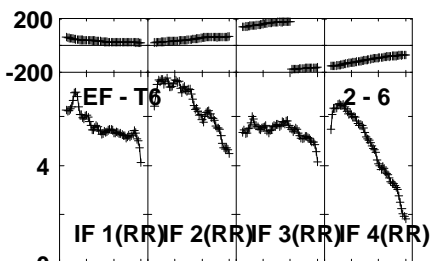
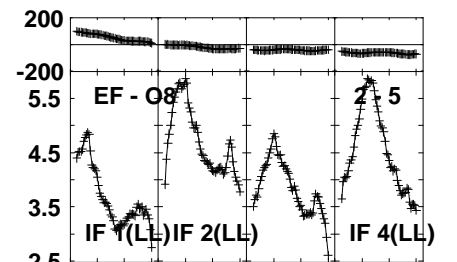
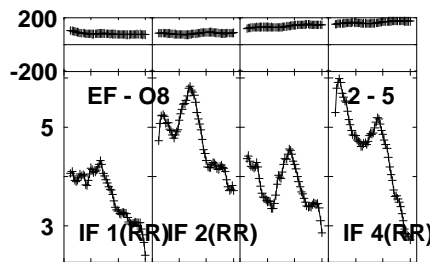
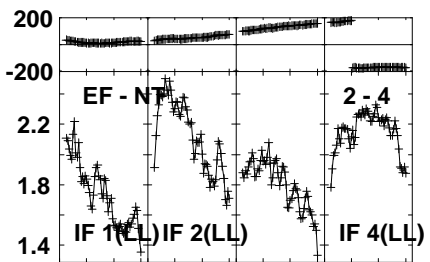
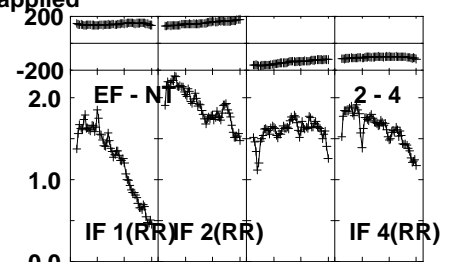
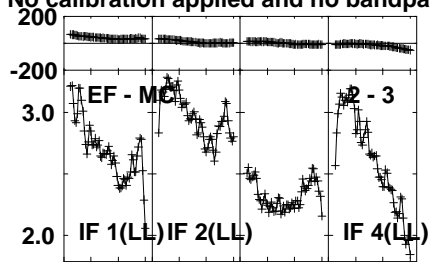
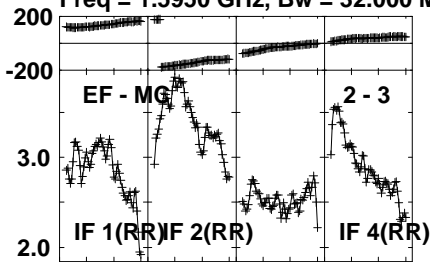


Lower frame: Milli Ampl Jy Top frame: Phas deg
Vector averaged cross-power spectrum Several baselines displayed
Timerange: 00/08:50:31 to 00/09:04:59

Plot file version 5 created 17-APR-2023 11:20:13

3C66A EV024A 1.UVDATA.1

Freq = 1.5950 GHz, Bw = 32.000 MH No calibration applied and no bandpass applied



0204060 204060 204060 204060
Channels

0204060 204060 204060 204060
Channels

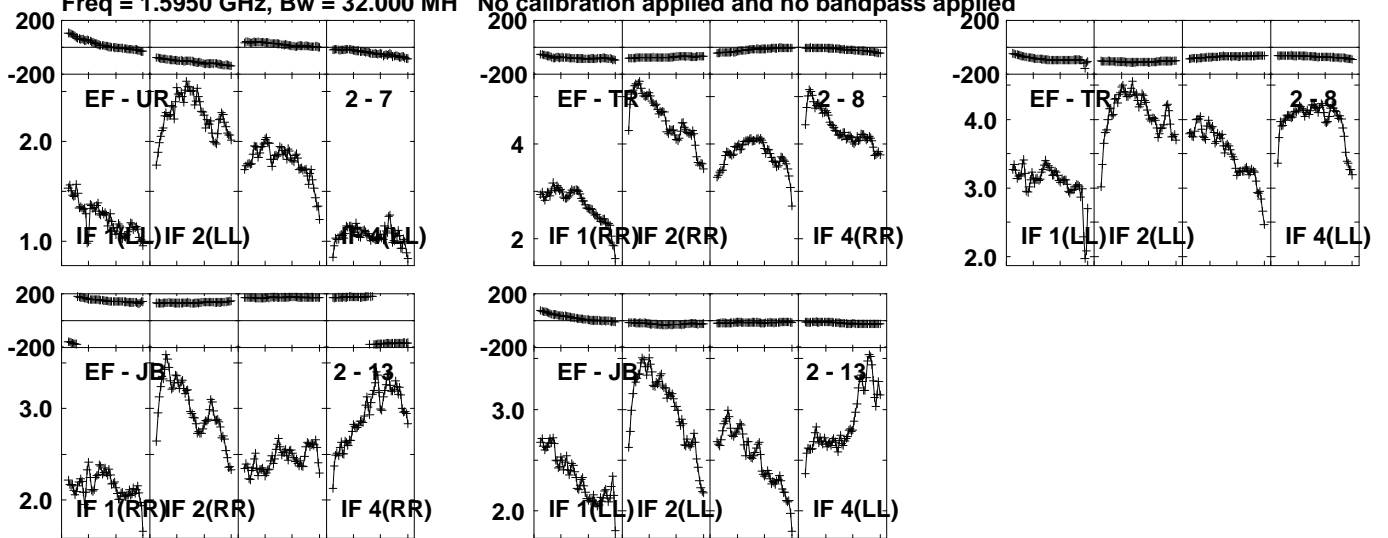
0204060 204060 204060 204060
Channels

Lower frame: Milli Ampl Jy Top frame: Phas deg
Vector averaged cross-power spectrum Several baselines displayed
Timerange: 00/09:05:31 to 00/09:19:59

Plot file version 6 created 17-APR-2023 11:20:13

3C66A EV024A 1.UVDATA.1

Freq = 1.5950 GHz, Bw = 32.000 MH No calibration applied and no bandpass applied



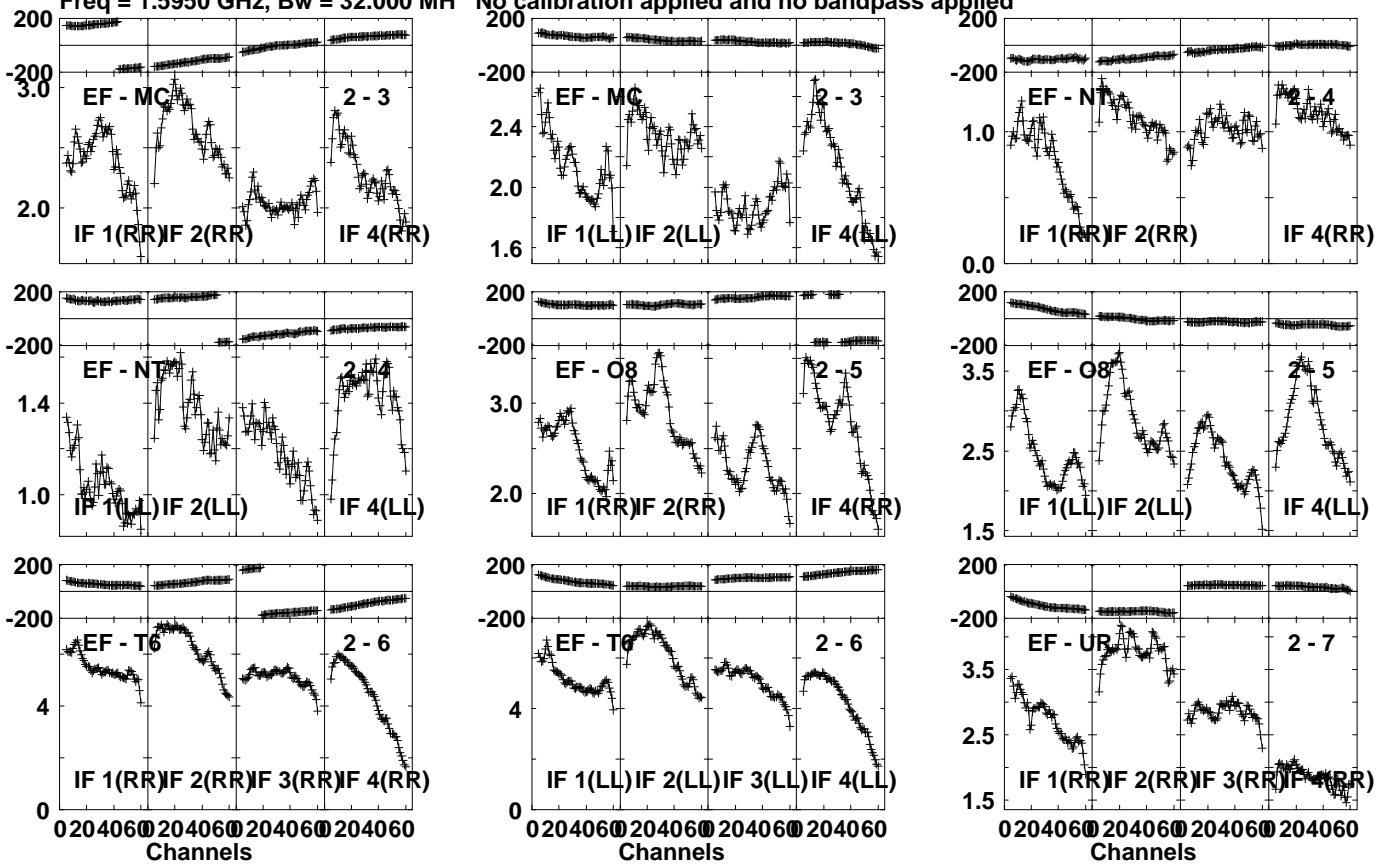
Lower frame: Milli Ampl Jy Top frame: Phas deg
Vector averaged cross-power spectrum Several baselines displayed
Timerange: 00/09:05:31 to 00/09:19:59

Plot file version 7 created 17-APR-2023 11:20:14

3C66A EV024A 1.UVDATA.1

Freq = 1.5950 GHz, Bw = 32.000 MH

No calibration applied and no bandpass applied

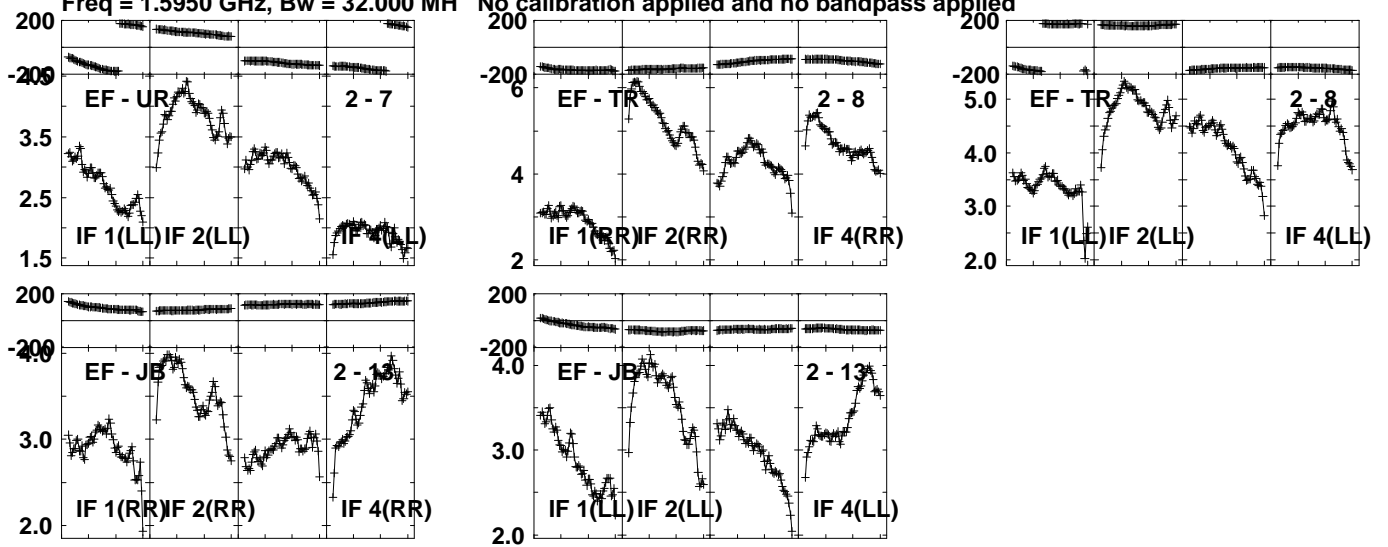


Lower frame: Milli Amp Jy Top frame: Phas deg
Vector averaged cross-power spectrum Several baselines displayed
Timerange: 00/09:20:31 to 00/09:34:59

Plot file version 8 created 17-APR-2023 11:20:14

3C66A EV024A 1.UVDATA.1

Freq = 1.5950 GHz, Bw = 32.000 MH No calibration applied and no bandpass applied

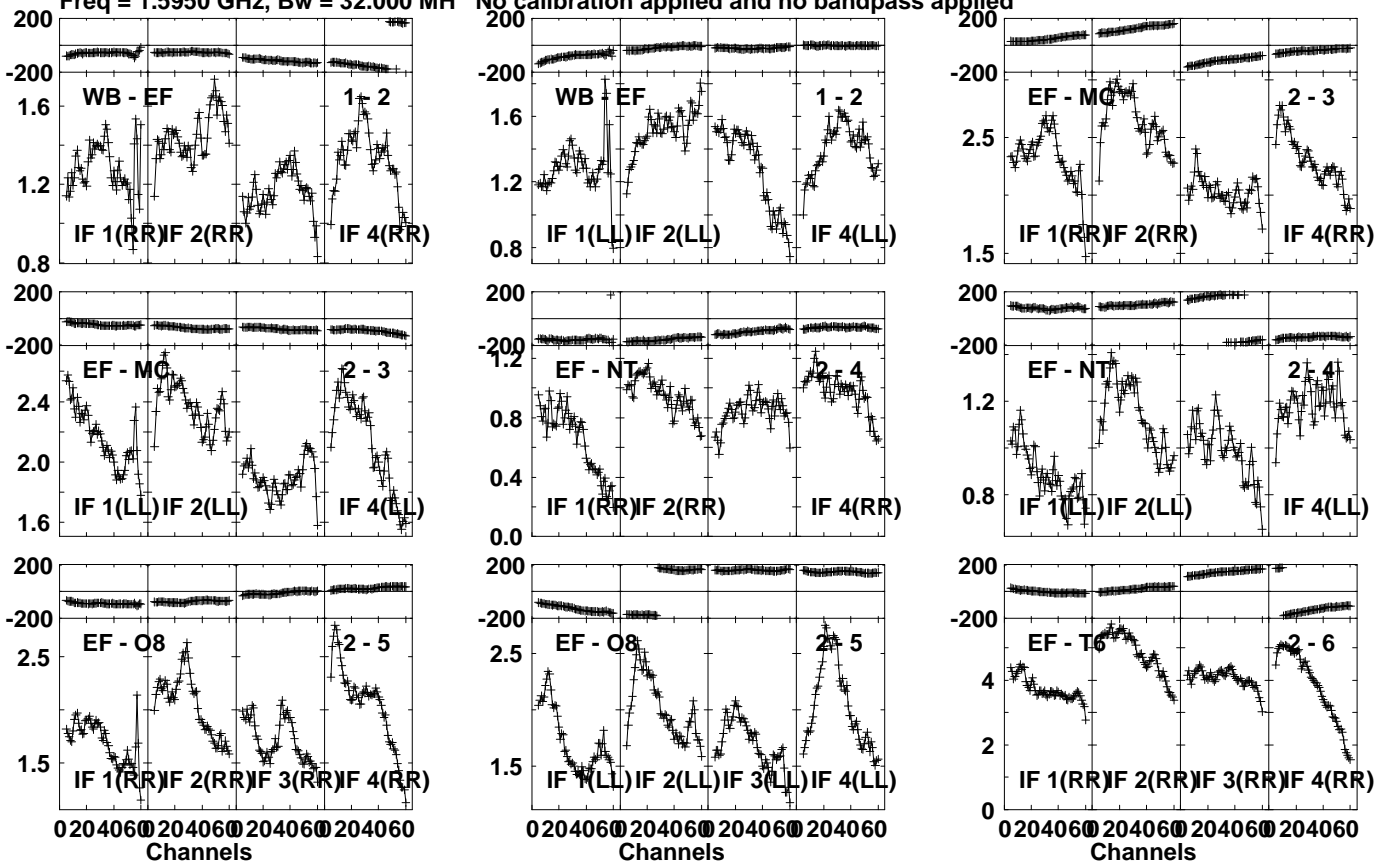


Lower frame: Milli Ampl Jy Top frame: Phas deg
Vector averaged cross-power spectrum Several baselines displayed
Timerange: 00/09:20:31 to 00/09:34:59

Plot file version 9 created 17-APR-2023 11:20:14

3C66A EV024A 1.UVDATA.1

Freq = 1.5950 GHz, Bw = 32.000 MH No calibration applied and no bandpass applied



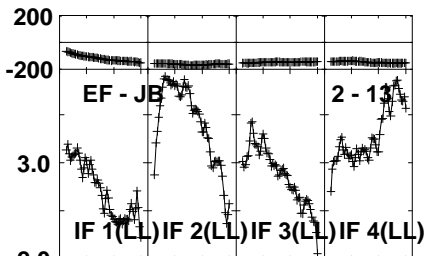
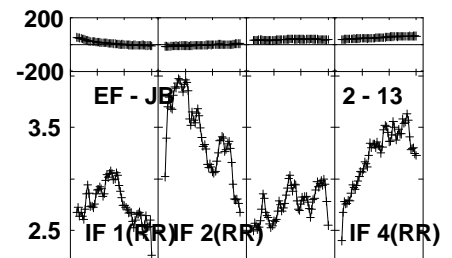
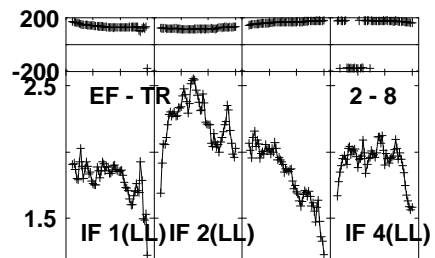
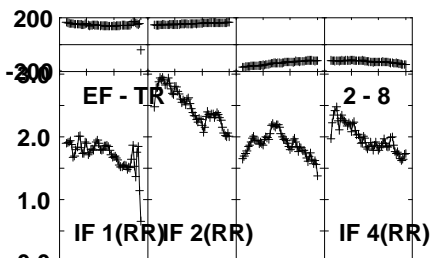
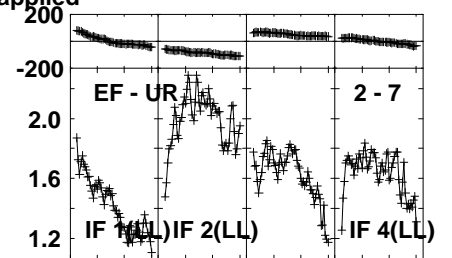
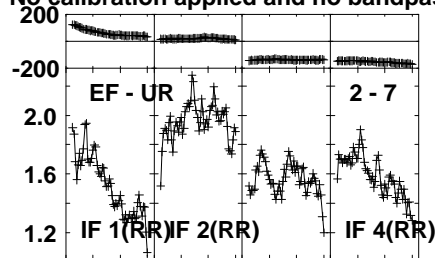
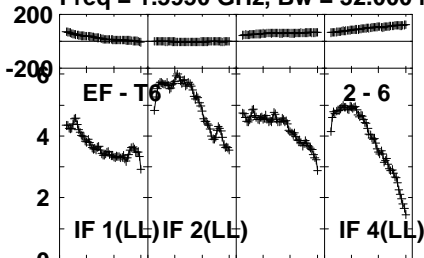
Lower frame: Milli Ampl Jy Top frame: Phas deg
Vector averaged cross-power spectrum Several baselines displayed
Timerange: 00/09:35:31 to 00/09:49:59

Plot file version 10 created 17-APR-2023 11:20:14

3C66A EV024A 1.UVDATA.1

Freq = 1.5950 GHz, Bw = 32.000 MH

No calibration applied and no bandpass applied



020406@20406@20406@20406@

Channels

Lower frame: Milli Ampl Jy Top frame: Phas deg

Vector averaged cross-power spectrum Several baselines displayed

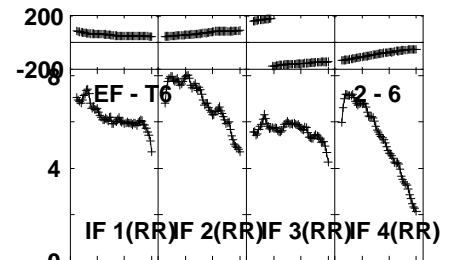
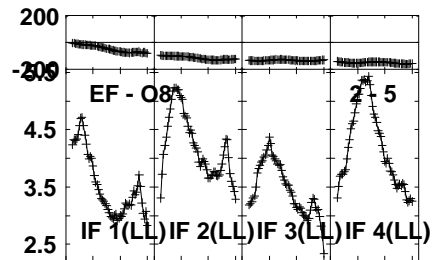
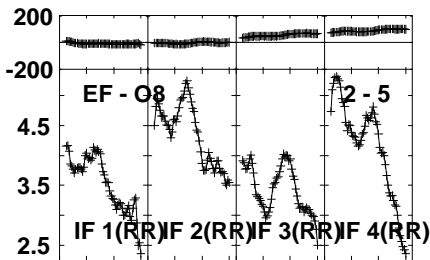
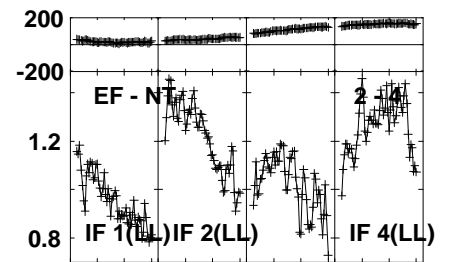
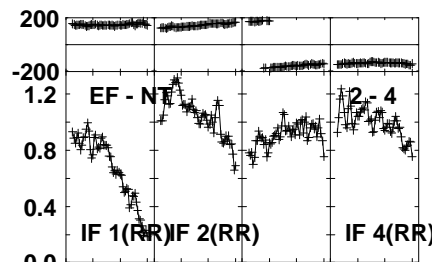
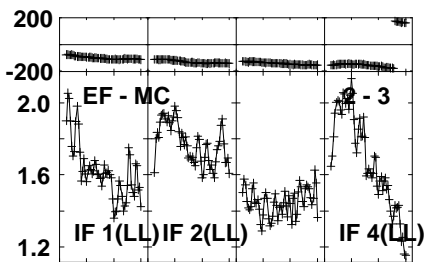
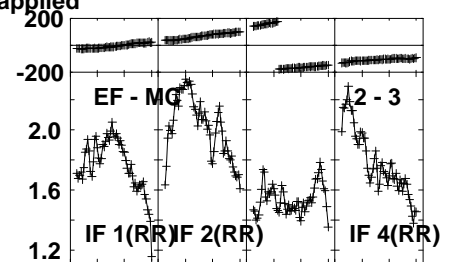
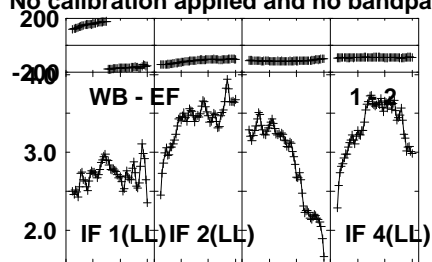
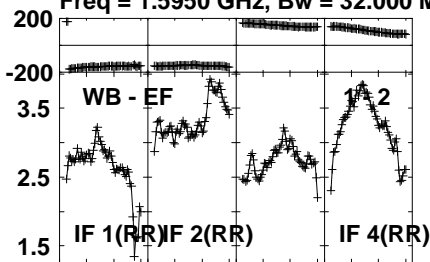
Timerange: 00/09:35:31 to 00/09:49:59

Plot file version 11 created 17-APR-2023 11:20:15

3C66A EV024A 1.UVDATA.1

Freq = 1.5950 GHz, Bw = 32.000 MH

No calibration applied and no bandpass applied



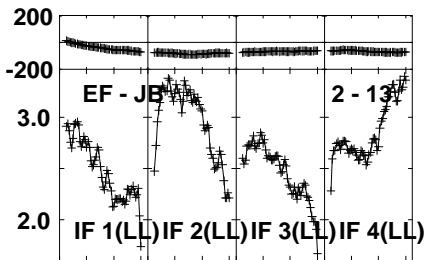
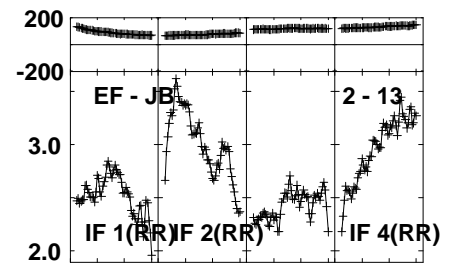
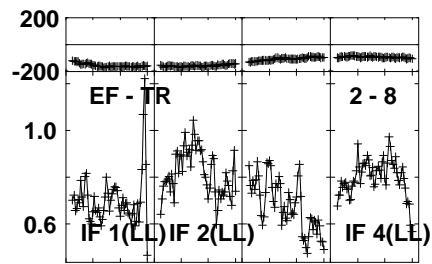
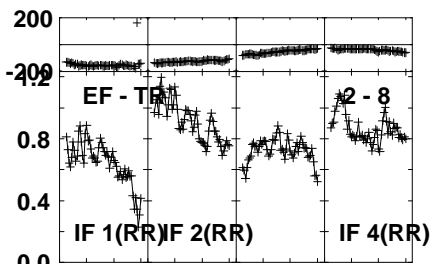
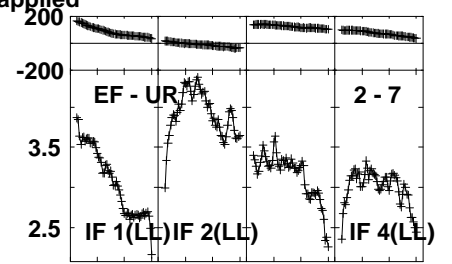
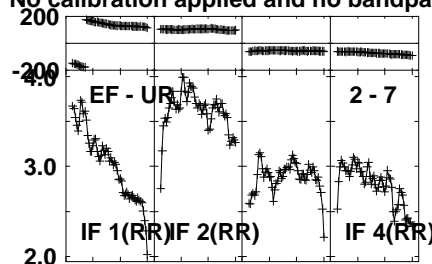
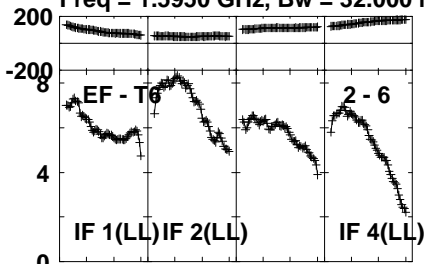
Lower frame: Milli Ampl Jy Top frame: Phas deg
Vector averaged cross-power spectrum Several baselines displayed
Timerange: 00/09:50:31 to 00/10:04:59

Plot file version 12 created 17-APR-2023 11:20:15

3C66A EV024A 1.UVDATA.1

Freq = 1.5950 GHz, Bw = 32.000 MH

No calibration applied and no bandpass applied



020406@20406@20406@204060

Channels

Lower frame: Milli Ampl Jy Top frame: Phas deg

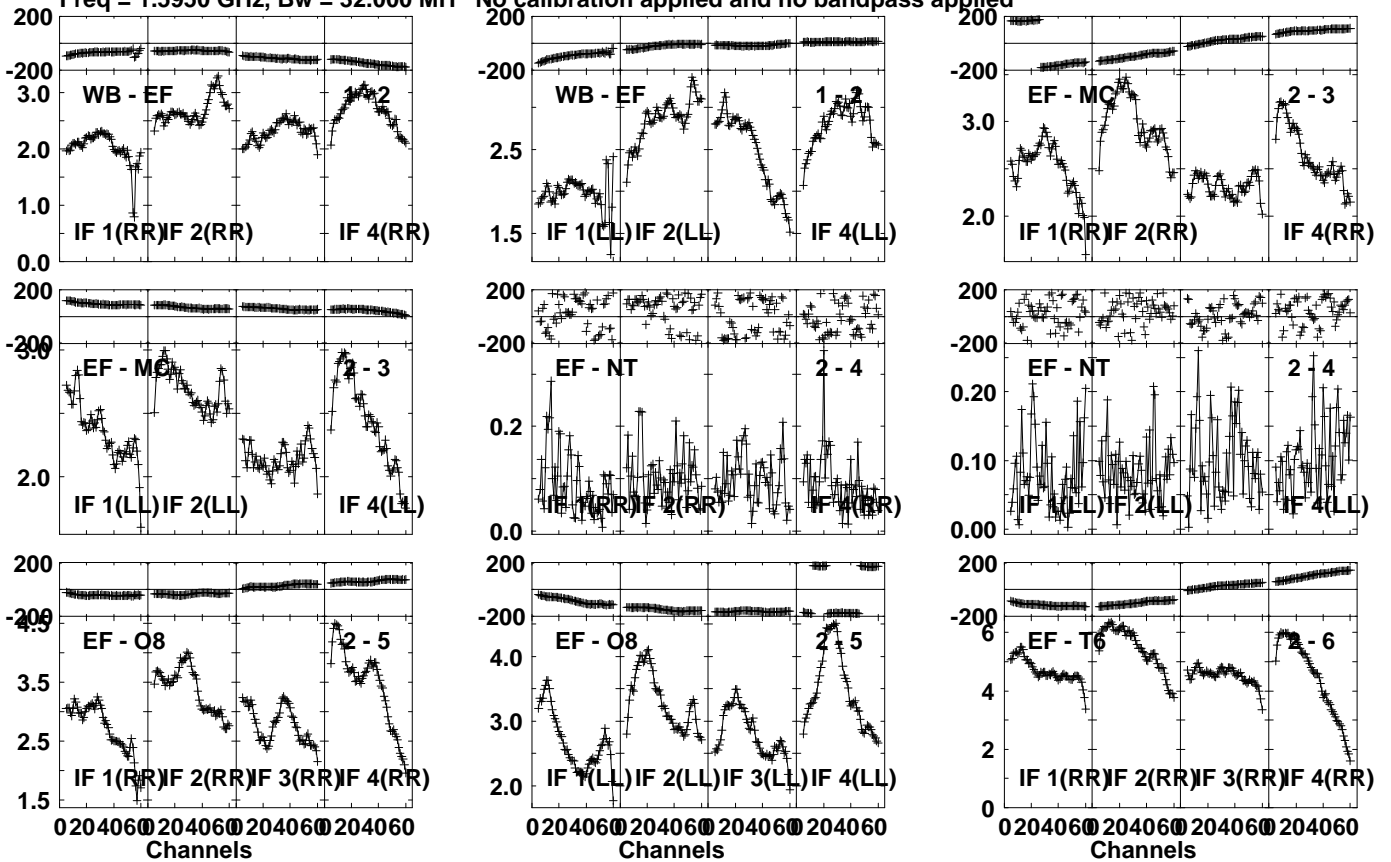
Vector averaged cross-power spectrum Several baselines displayed

Timerange: 00/09:50:31 to 00/10:04:59

Plot file version 13 created 17-APR-2023 11:20:16

3C66A EV024A 1.UVDATA.1

Freq = 1.5950 GHz, Bw = 32.000 MH No calibration applied and no bandpass applied

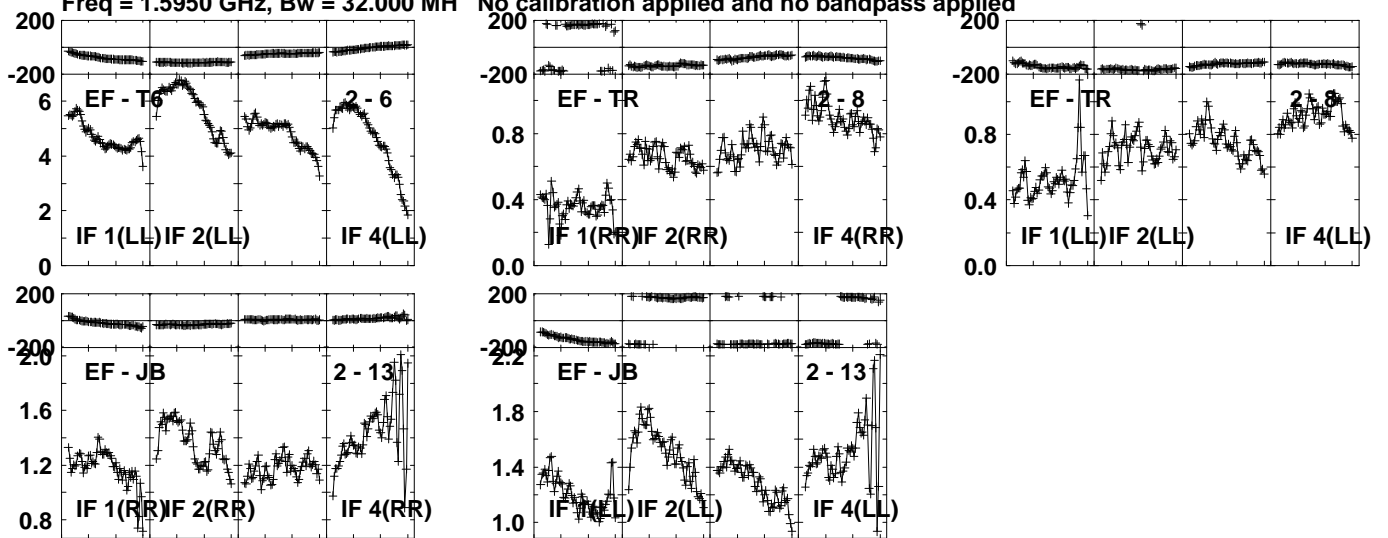


Lower frame: Milli Ampl Jy Top frame: Phas deg
Vector averaged cross-power spectrum Several baselines displayed
Timerange: 00/10:05:33 to 00/10:19:59

Plot file version 14 created 17-APR-2023 11:20:16

3C66A EV024A 1.UVDATA.1

Freq = 1.5950 GHz, Bw = 32.000 MH No calibration applied and no bandpass applied



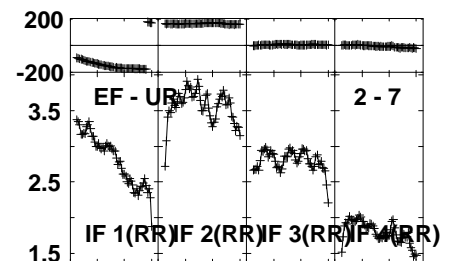
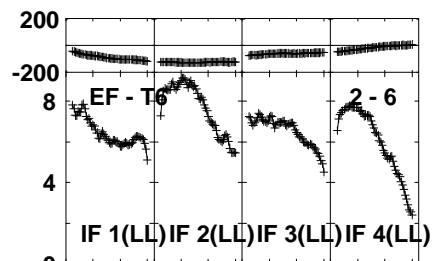
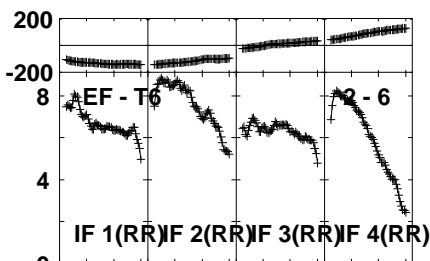
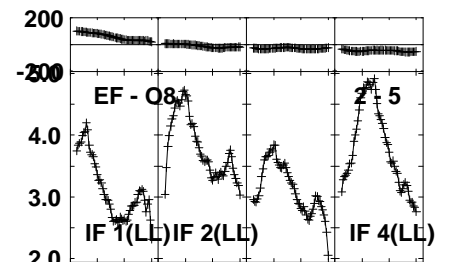
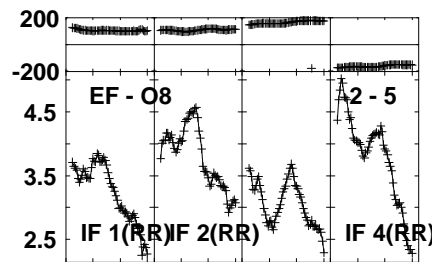
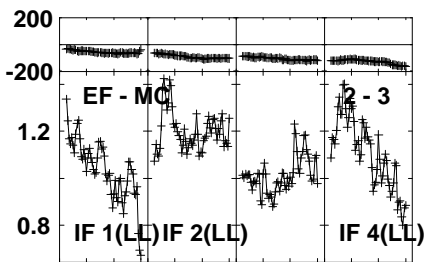
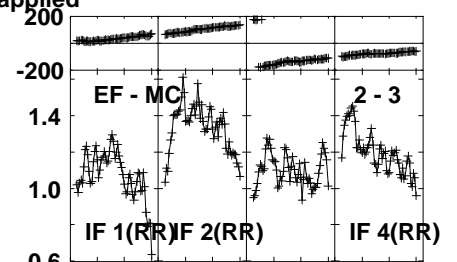
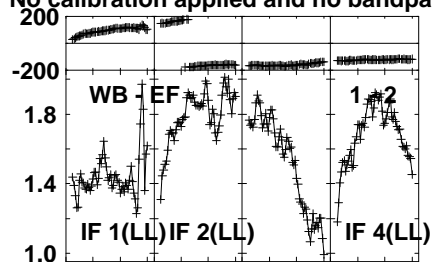
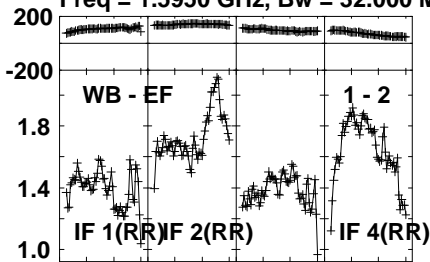
Lower frame: Milli Ampl Jy Top frame: Phas deg
Vector averaged cross-power spectrum Several baselines displayed
Timerange: 00/10:05:33 to 00/10:19:59

Plot file version 15 created 17-APR-2023 11:20:16

3C66A EV024A 1.UVDATA.1

Freq = 1.5950 GHz, Bw = 32.000 MH

No calibration applied and no bandpass applied



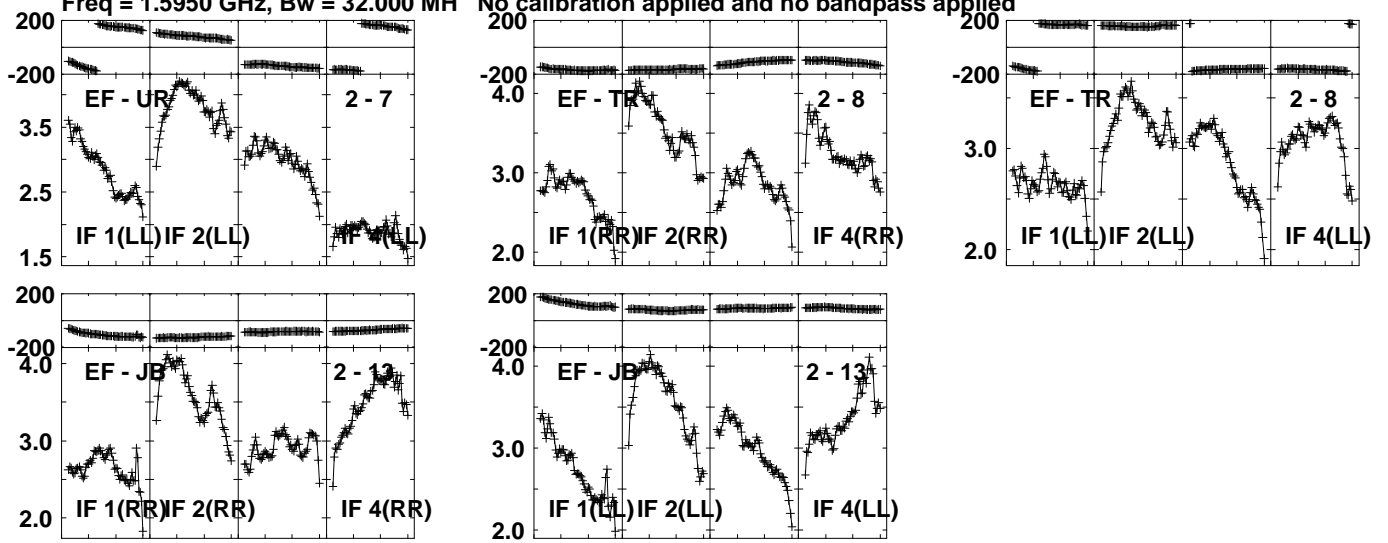
Lower frame: Milli Ampl Jy Top frame: Phas deg
Vector averaged cross-power spectrum Several baselines displayed
Timerange: 00/10:20:31 to 00/10:34:59

Plot file version 16 created 17-APR-2023 11:20:16

3C66A EV024A 1.UVDATA.1

Freq = 1.5950 GHz, Bw = 32.000 MH

No calibration applied and no bandpass applied



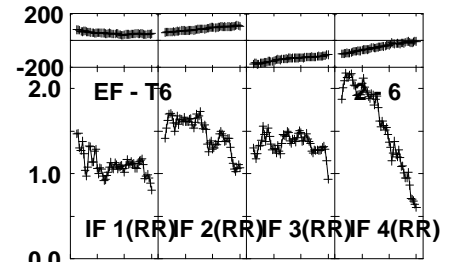
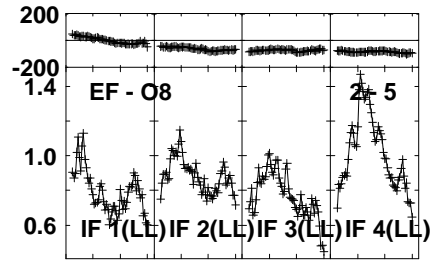
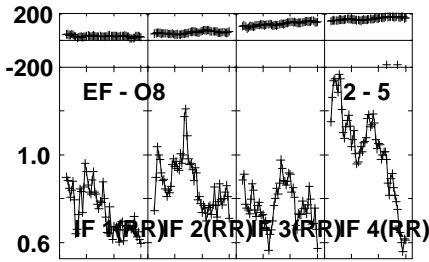
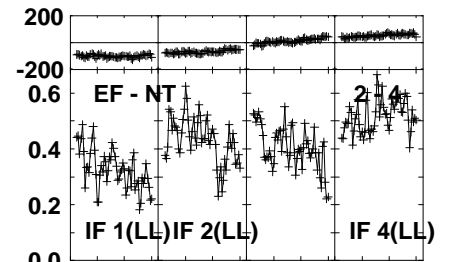
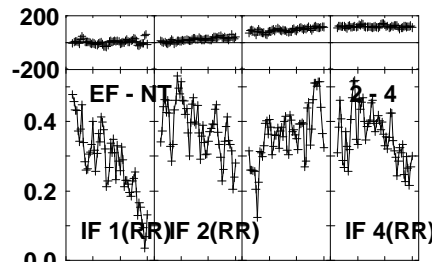
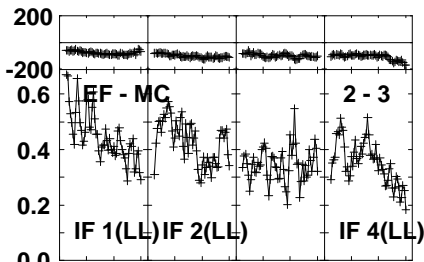
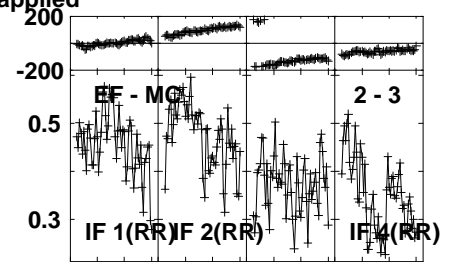
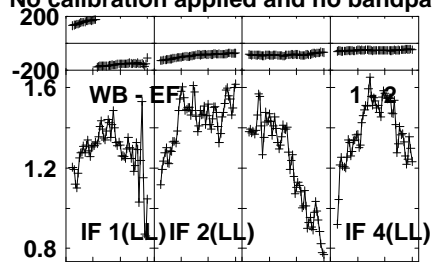
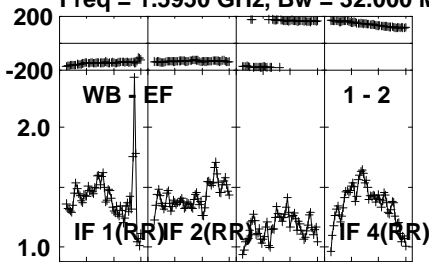
Lower frame: Milli Ampl Jy Top frame: Phas deg
Vector averaged cross-power spectrum Several baselines displayed
Timerange: 00/10:20:31 to 00/10:34:59

Plot file version 17 created 17-APR-2023 11:20:17

3C66A EV024A 1.UVDATA.1

Freq = 1.5950 GHz, Bw = 32.000 MH

No calibration applied and no bandpass applied



020406@20406@20406@20406@
Channels

020406@20406@20406@20406@
Channels

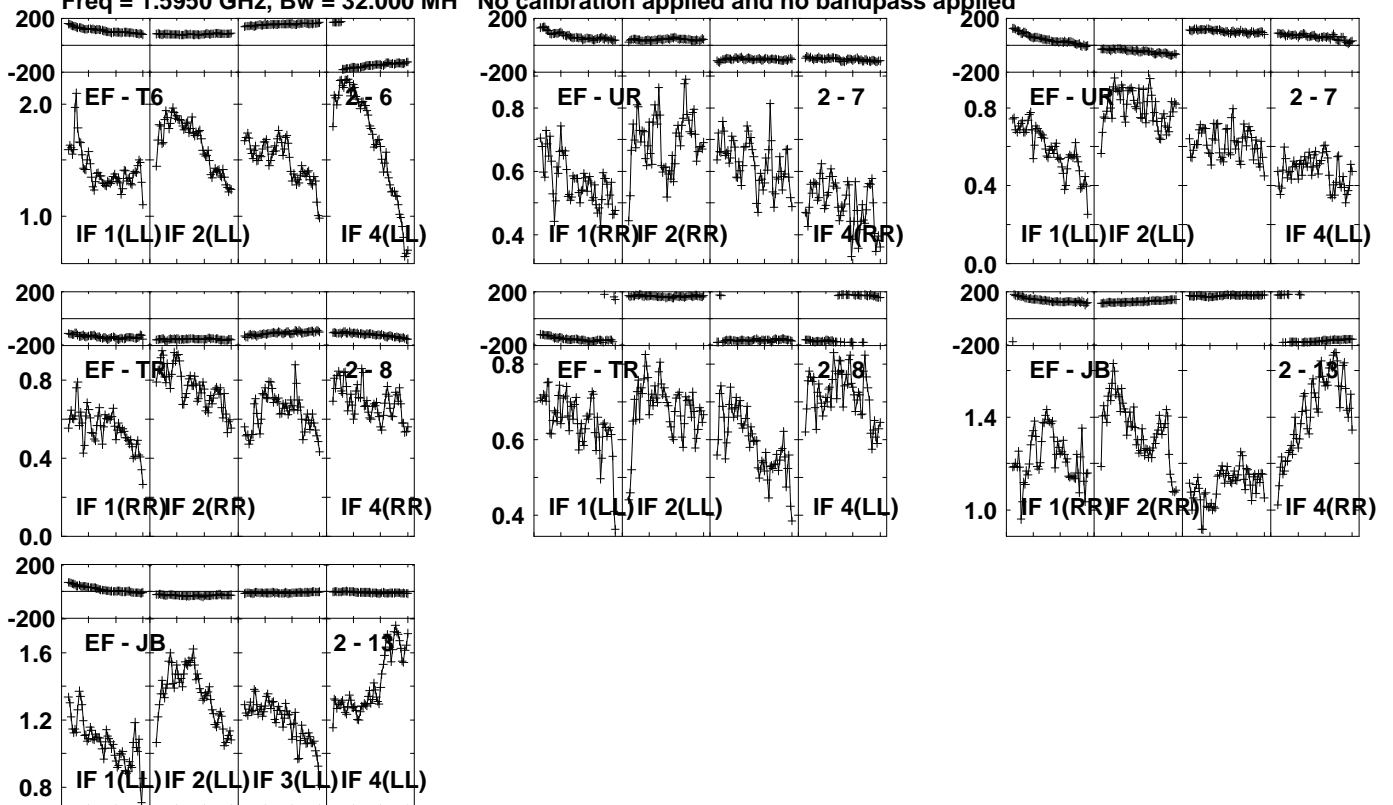
020406@20406@20406@20406@
Channels

Lower frame: Milli Ampl Jy Top frame: Phas deg
Vector averaged cross-power spectrum Several baselines displayed
Timerange: 00/10:35:33 to 00/10:49:59

Plot file version 18 created 17-APR-2023 11:20:17

3C66A EV024A 1.UVDATA.1

Freq = 1.5950 GHz, Bw = 32.000 MH No calibration applied and no bandpass applied



0204060 204060 204060 204060

Channels

Lower frame: Milli Ampl Jy Top frame: Phas deg

Vector averaged cross-power spectrum Several baselines displayed

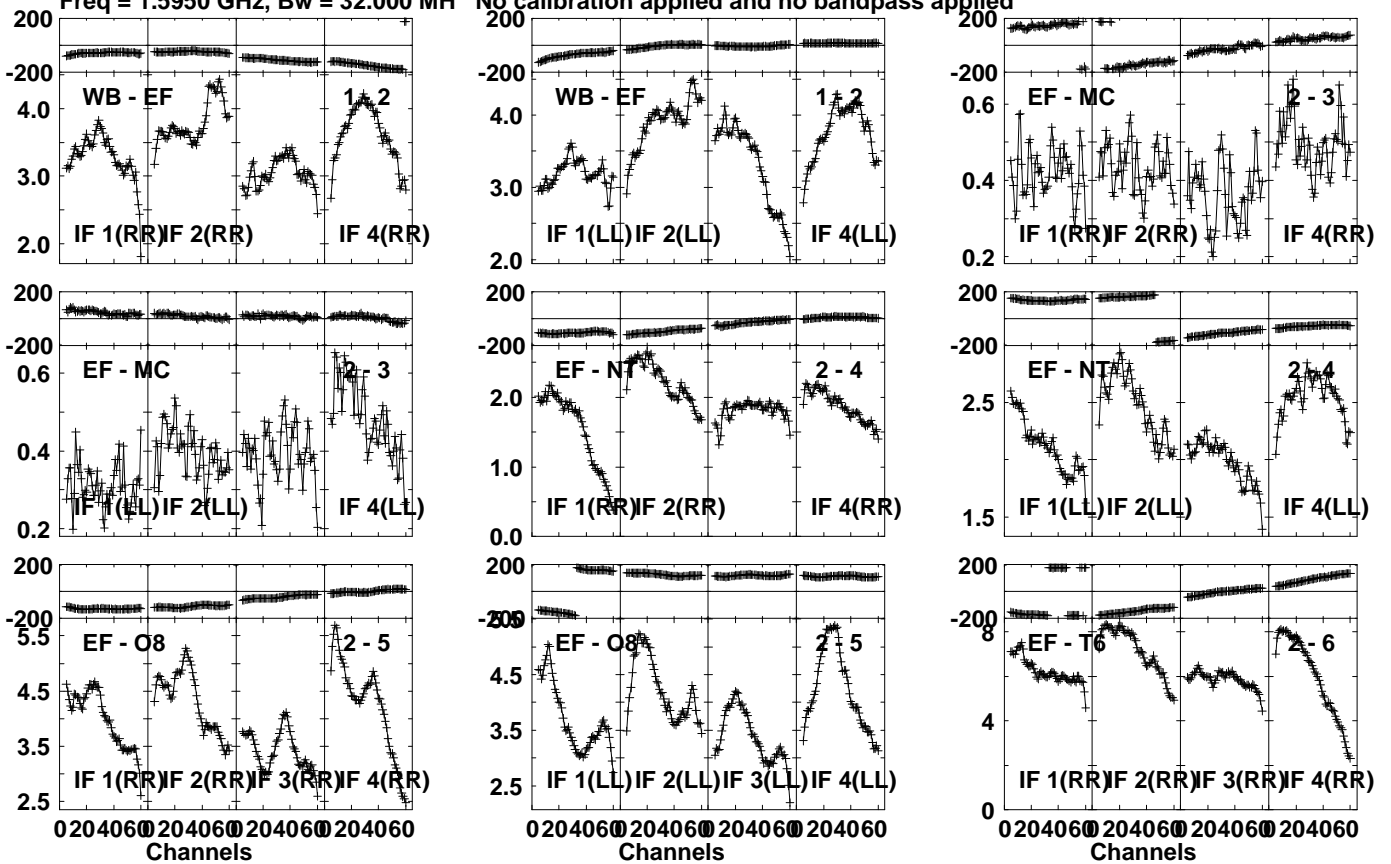
Timerange: 00/10:35:33 to 00/10:49:59

Plot file version 19 created 17-APR-2023 11:20:17

3C66A EV024A 1.UVDATA.1

Freq = 1.5950 GHz, Bw = 32.000 MH

No calibration applied and no bandpass applied



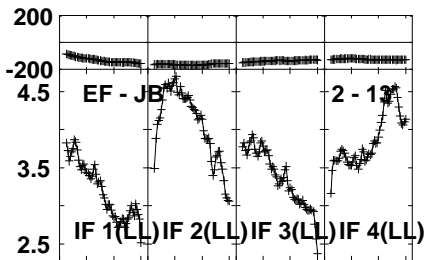
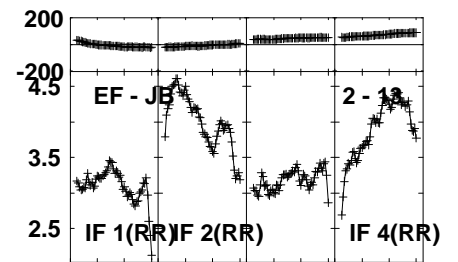
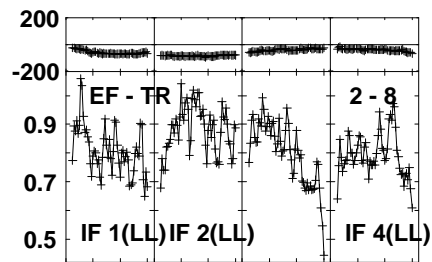
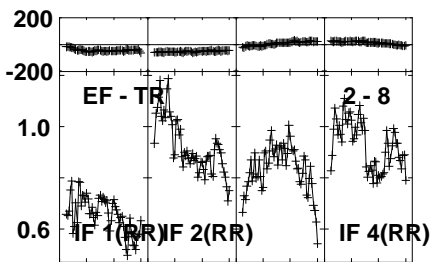
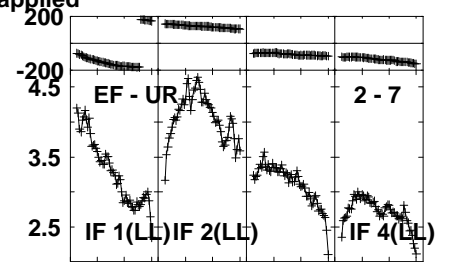
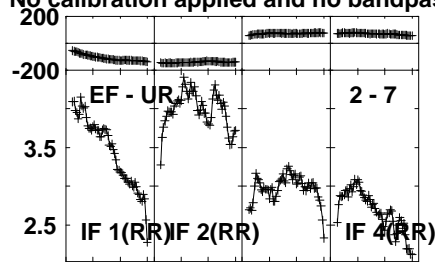
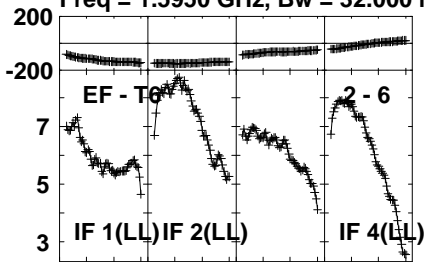
Lower frame: Milli Ampl Jy Top frame: Phas deg
Vector averaged cross-power spectrum Several baselines displayed
Timerange: 00/10:50:31 to 00/11:04:59

Plot file version 20 created 17-APR-2023 11:20:18

3C66A EV024A 1.UVDATA.1

Freq = 1.5950 GHz, Bw = 32.000 MH

No calibration applied and no bandpass applied



020406@20406@20406@204060

Channels

Lower frame: Milli Ampl Jy Top frame: Phas deg

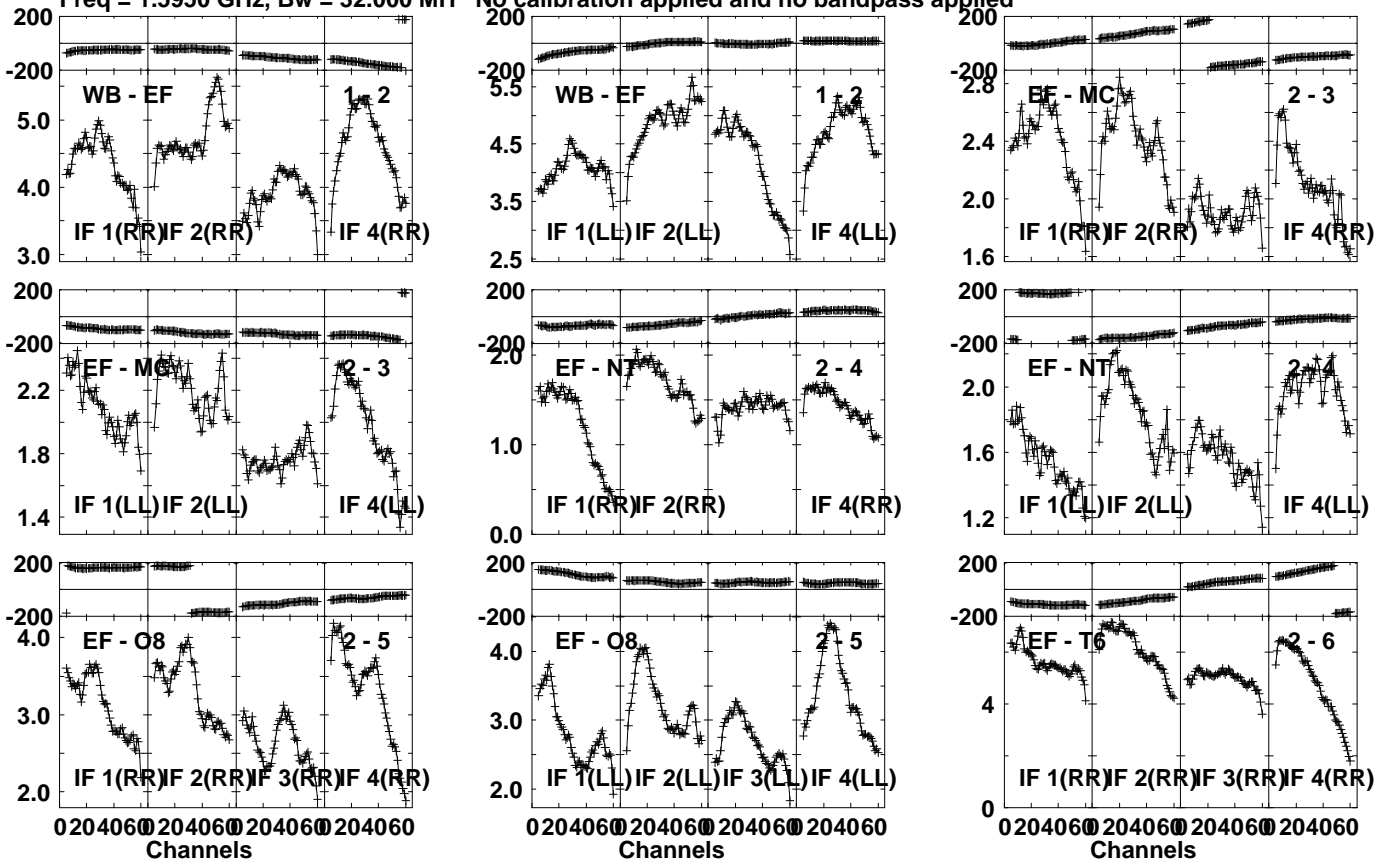
Vector averaged cross-power spectrum Several baselines displayed

Timerange: 00/10:50:31 to 00/11:04:59

Plot file version 21 created 17-APR-2023 11:20:18

3C66A EV024A 1.UVDATA.1

Freq = 1.5950 GHz, Bw = 32.000 MH No calibration applied and no bandpass applied



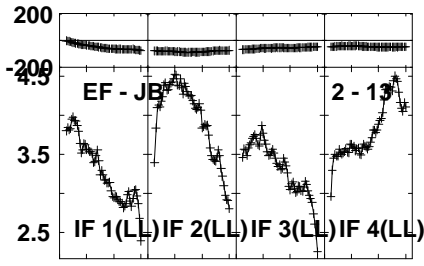
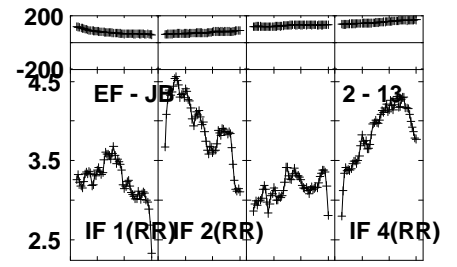
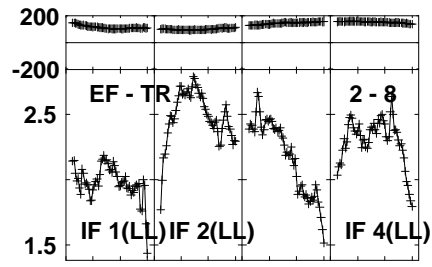
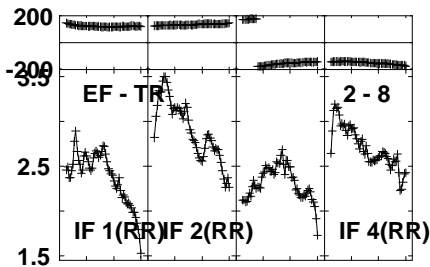
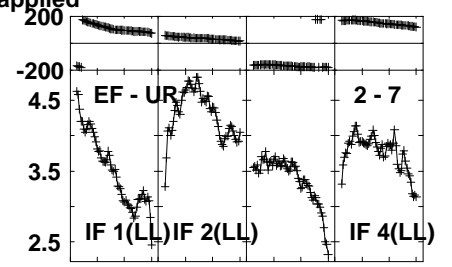
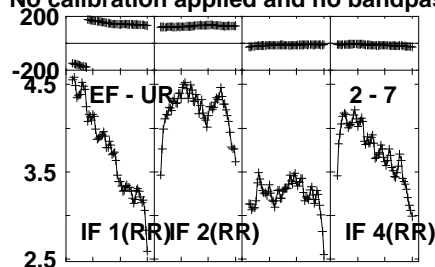
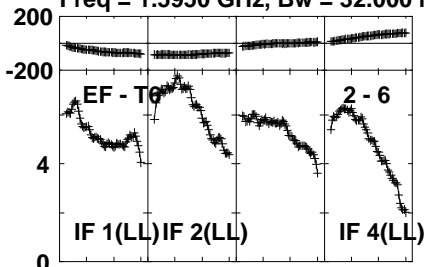
Lower frame: Milli Ampl Jy Top frame: Phas deg
Vector averaged cross-power spectrum Several baselines displayed
Timerange: 00/11:05:31 to 00/11:19:59

Plot file version 22 created 17-APR-2023 11:20:18

3C66A EV024A 1.UVDATA.1

Freq = 1.5950 GHz, Bw = 32.000 MH

No calibration applied and no bandpass applied



020406@20406@20406@204060

Channels

Lower frame: Milli Ampl Jy Top frame: Phas deg

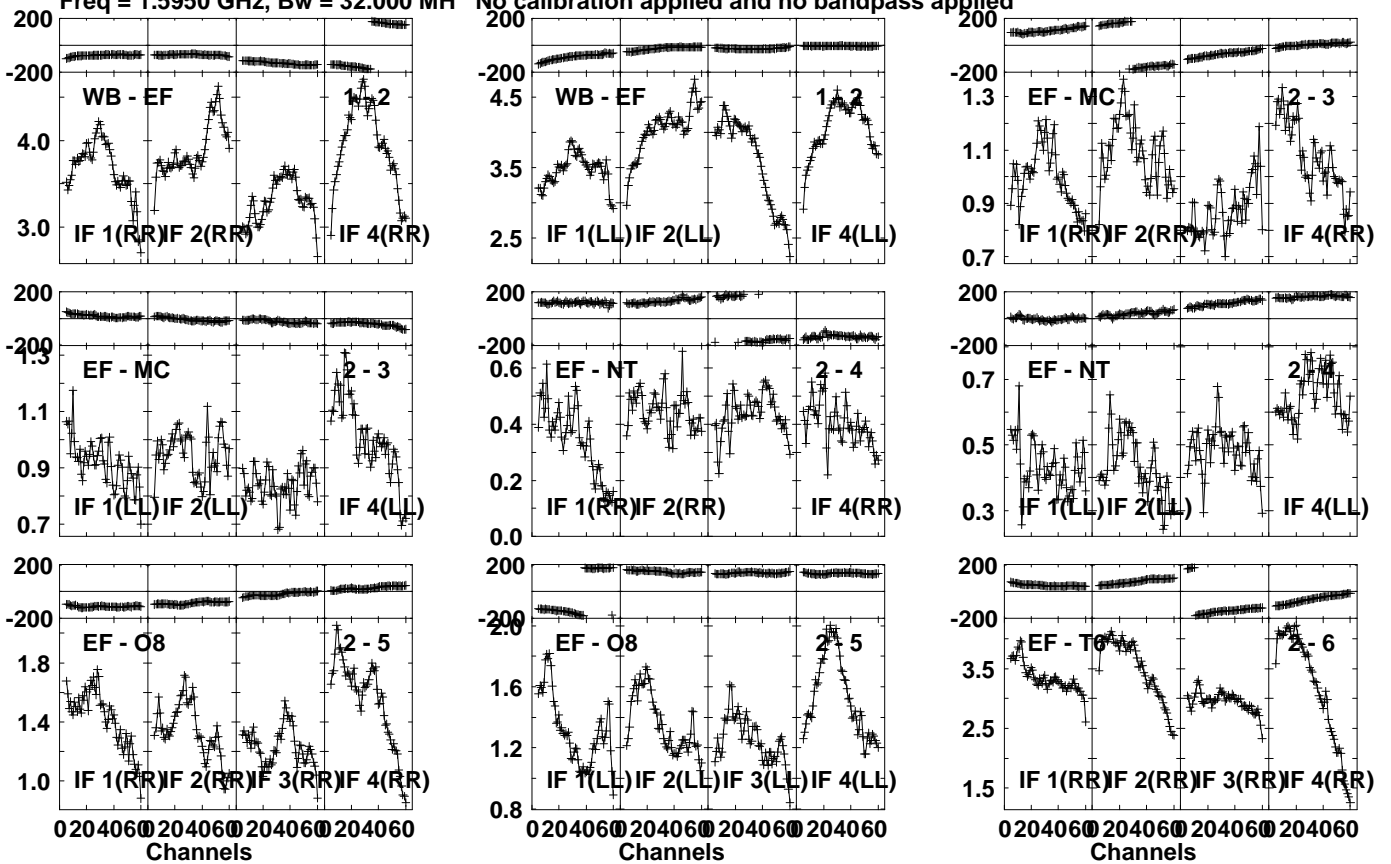
Vector averaged cross-power spectrum Several baselines displayed

Timerange: 00/11:05:31 to 00/11:19:59

Plot file version 23 created 17-APR-2023 11:20:19

3C66A EV024A 1.UVDATA.1

Freq = 1.5950 GHz, Bw = 32.000 MH No calibration applied and no bandpass applied



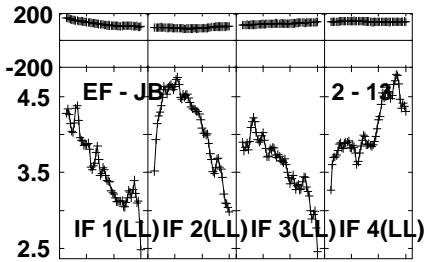
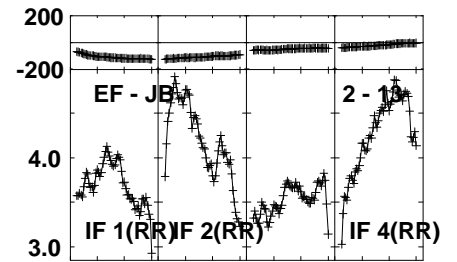
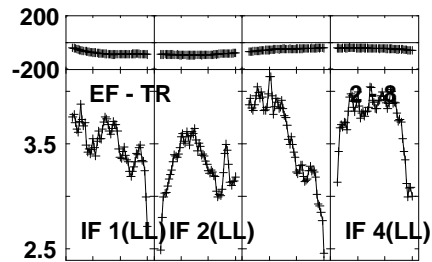
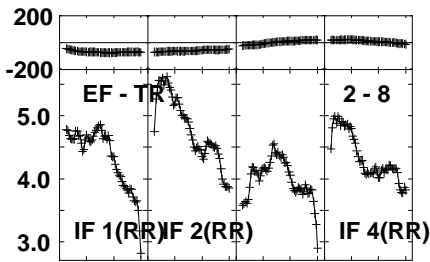
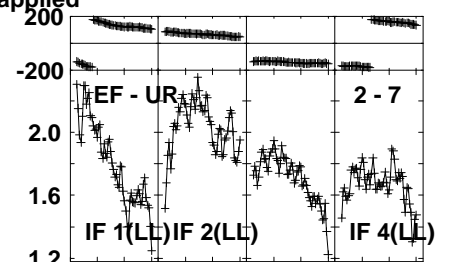
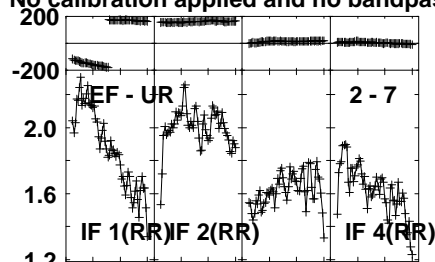
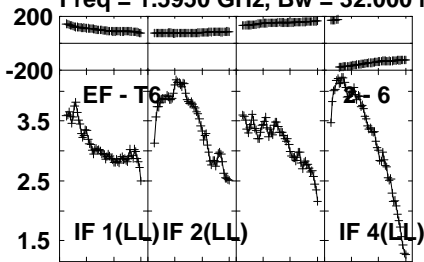
Lower frame: Milli Ampl Jy Top frame: Phas deg
Vector averaged cross-power spectrum Several baselines displayed
Timerange: 00/11:20:33 to 00/11:34:59

Plot file version 24 created 17-APR-2023 11:20:19

3C66A EV024A 1.UVDATA.1

Freq = 1.5950 GHz, Bw = 32.000 MH

No calibration applied and no bandpass applied



020406@20406@20406@20406@

Channels

Lower frame: Milli Ampl Jy Top frame: Phas deg

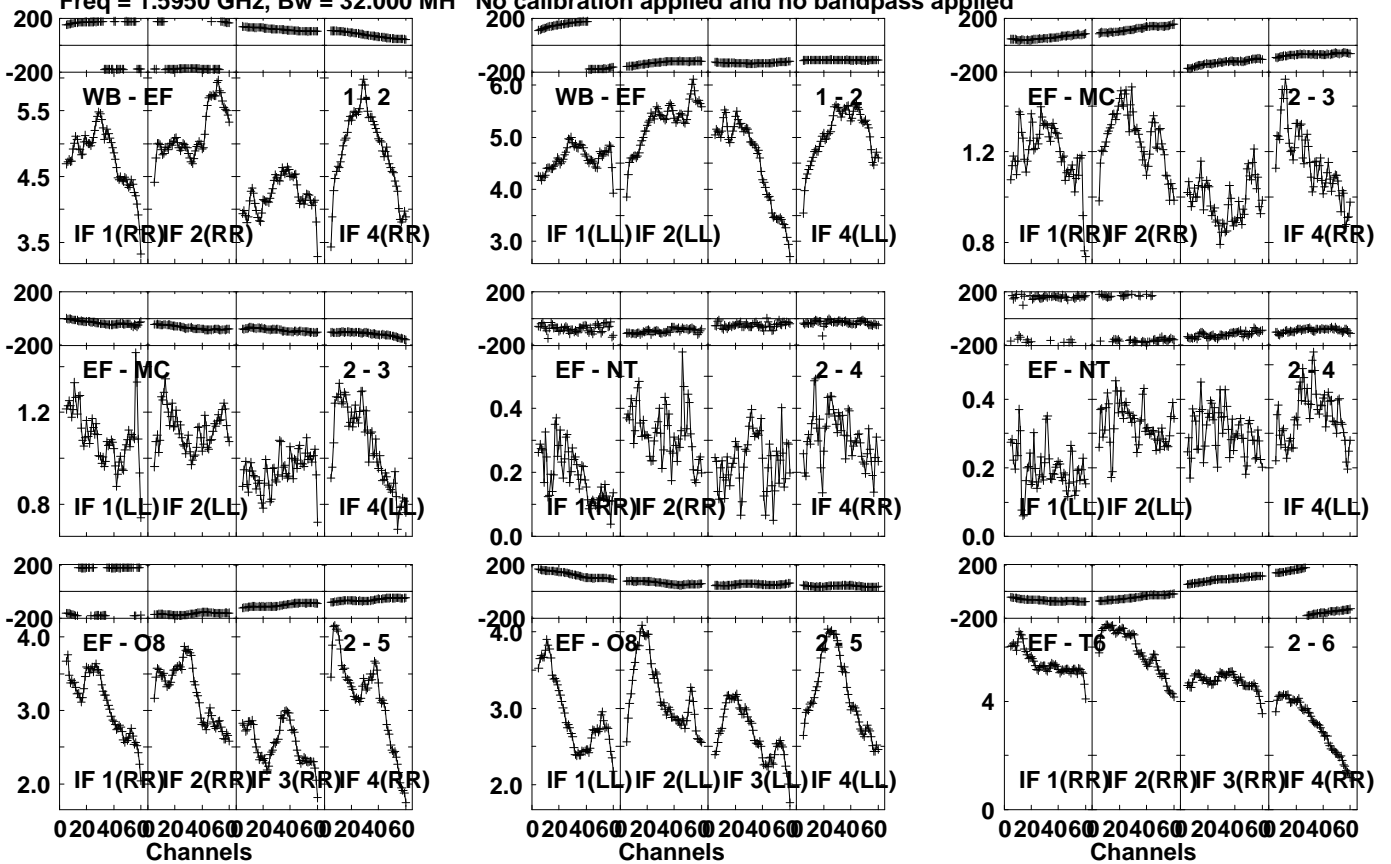
Vector averaged cross-power spectrum Several baselines displayed

Timerange: 00/11:20:33 to 00/11:34:59

Plot file version 25 created 17-APR-2023 11:20:19

3C66A EV024A 1.UVDATA.1

Freq = 1.5950 GHz, Bw = 32.000 MH No calibration applied and no bandpass applied



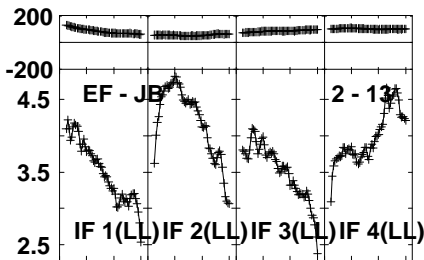
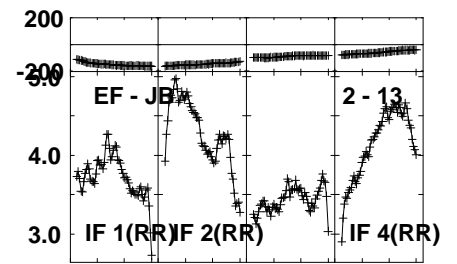
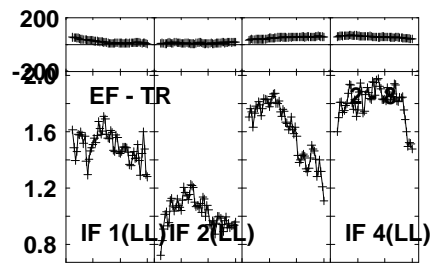
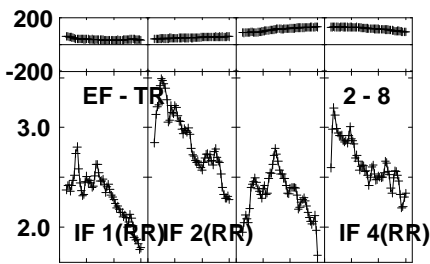
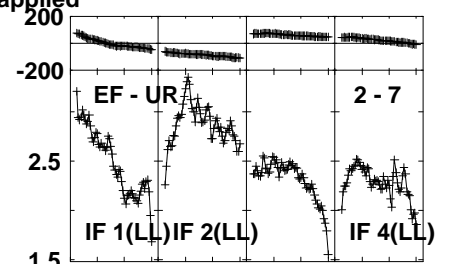
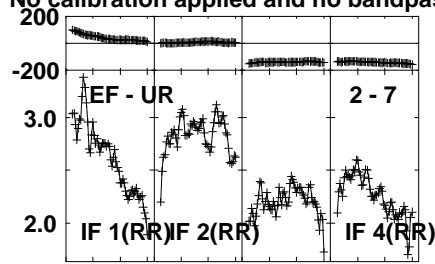
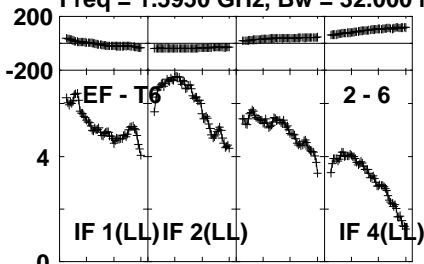
Lower frame: Milli Ampl Jy Top frame: Phas deg
Vector averaged cross-power spectrum Several baselines displayed
Timerange: 00/11:35:33 to 00/11:49:59

Plot file version 26 created 17-APR-2023 11:20:20

3C66A EV024A 1.UVDATA.1

Freq = 1.5950 GHz, Bw = 32.000 MH

No calibration applied and no bandpass applied



020406@20406@20406@20406@

Channels

Lower frame: Milli Ampl Jy Top frame: Phas deg

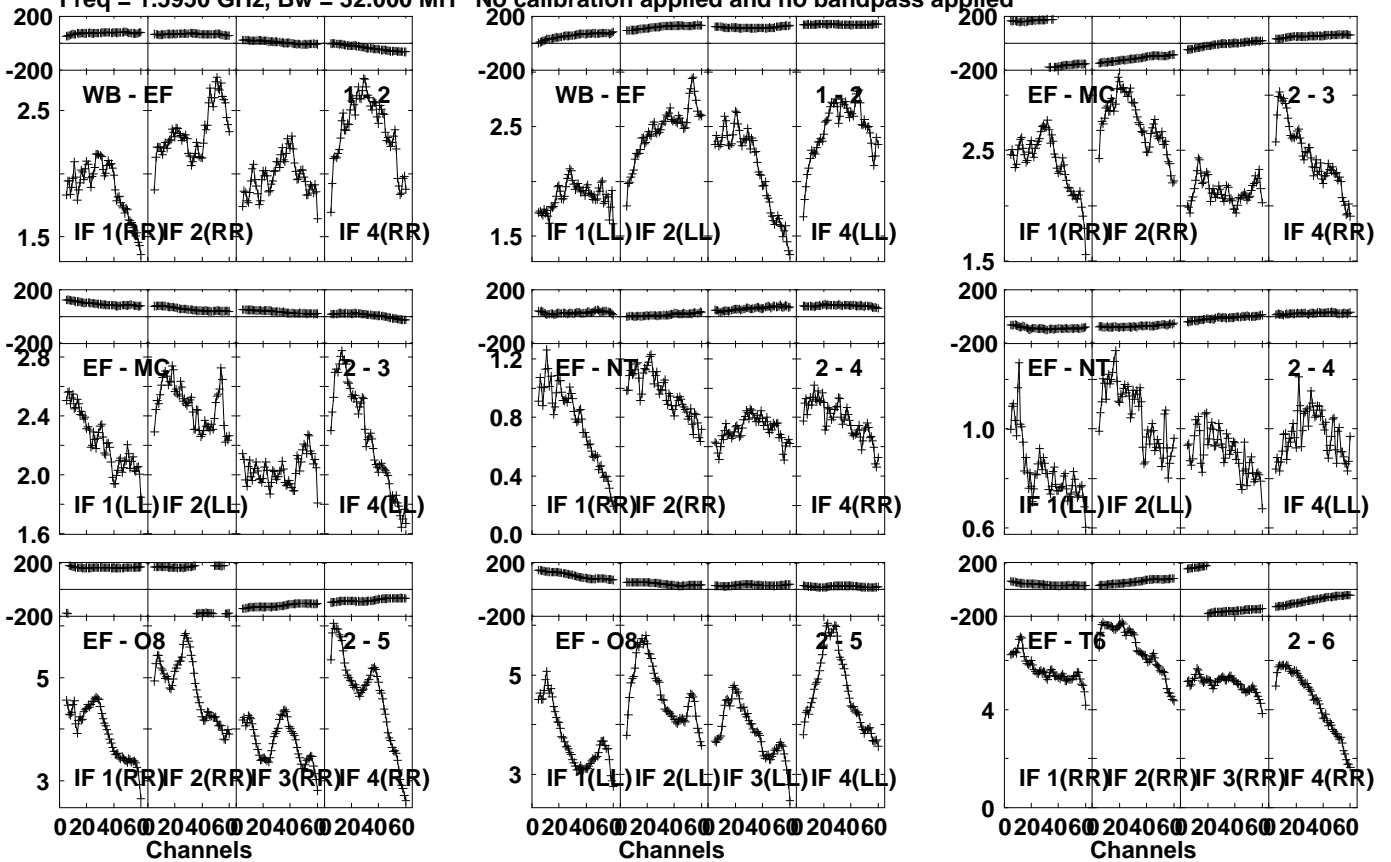
Vector averaged cross-power spectrum Several baselines displayed

Timerange: 00/11:35:33 to 00/11:49:59

Plot file version 27 created 17-APR-2023 11:20:20

3C66A EV024A 1.UVDATA.1

Freq = 1.5950 GHz, Bw = 32.000 MH No calibration applied and no bandpass applied

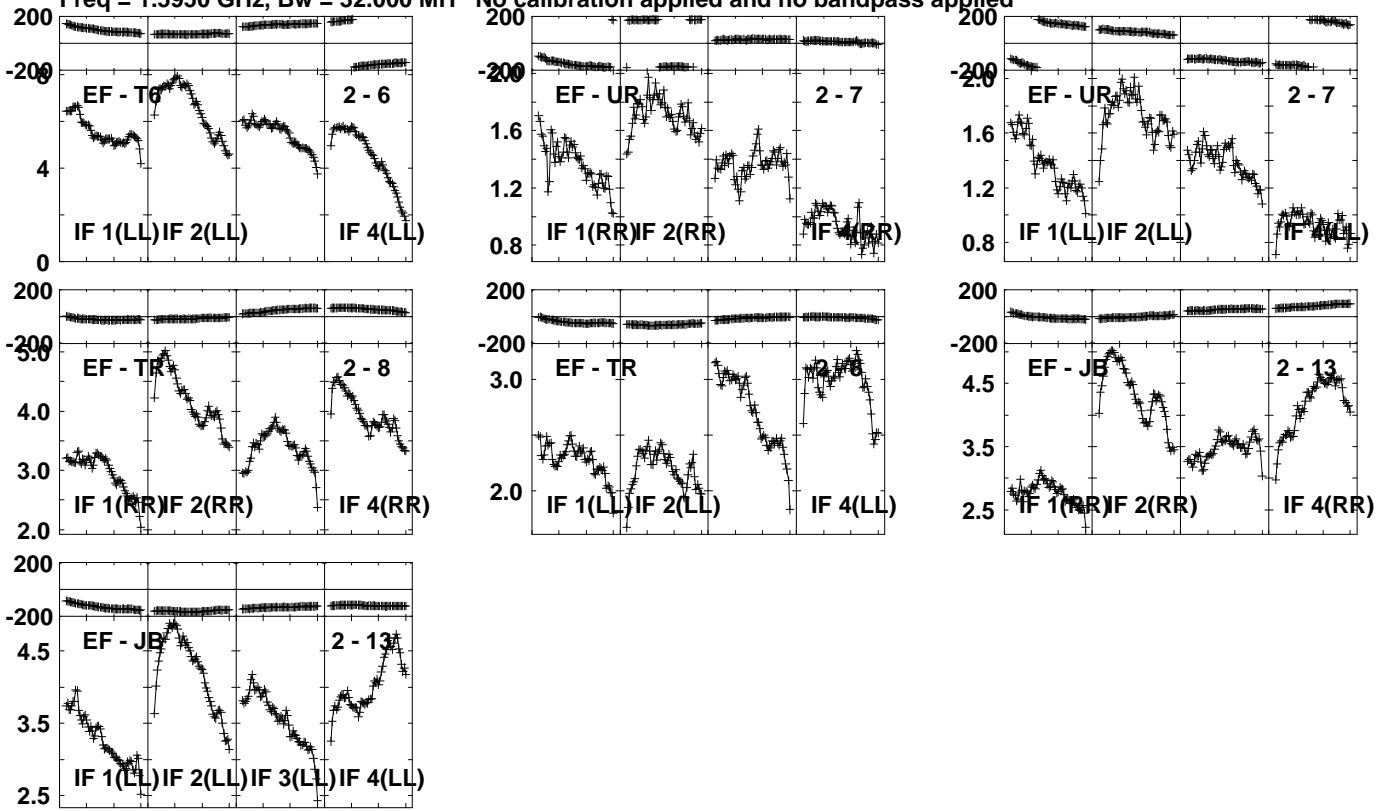


Lower frame: Milli Ampl Jy Top frame: Phas deg
Vector averaged cross-power spectrum Several baselines displayed
Timerange: 00/11:50:33 to 00/12:04:59

Plot file version 28 created 17-APR-2023 11:20:20

3C66A EV024A 1.UVDATA.1

Freq = 1.5950 GHz, Bw = 32.000 MH No calibration applied and no bandpass applied



020406@20406@20406@20406@

Channels

Lower frame: Milli Ampl Jy Top frame: Phas deg

Vector averaged cross-power spectrum Several baselines displayed

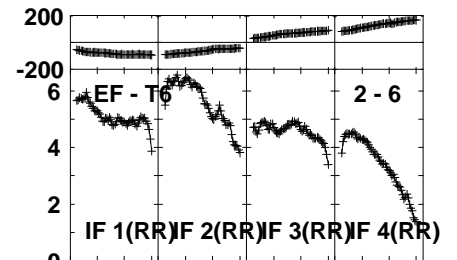
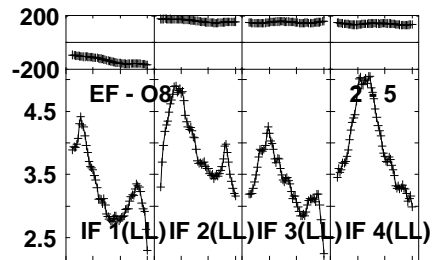
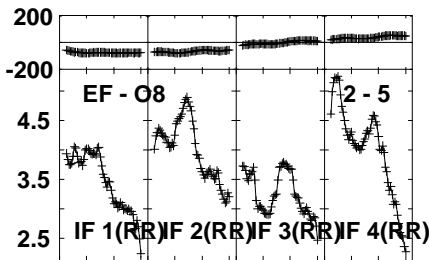
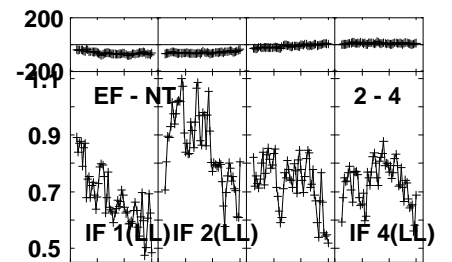
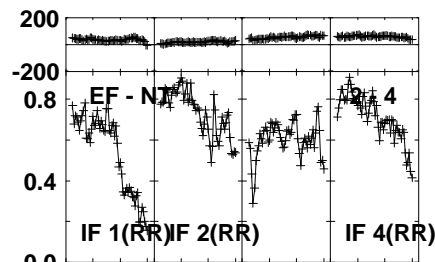
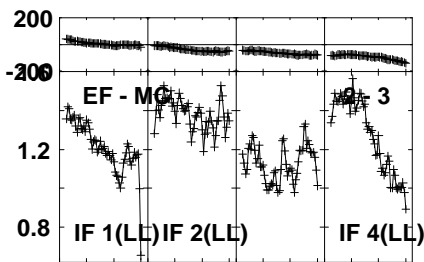
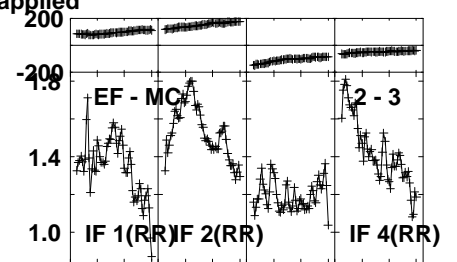
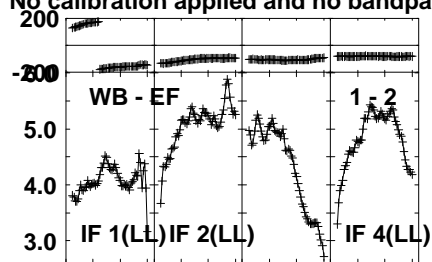
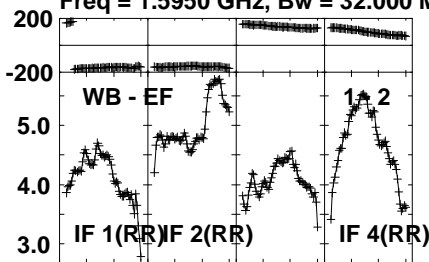
Timerange: 00/11:50:33 to 00/12:04:59

Plot file version 29 created 17-APR-2023 11:20:21

3C66A EV024A 1.UVDATA.1

Freq = 1.5950 GHz, Bw = 32.000 MH

No calibration applied and no bandpass applied



0204060 204060 204060 204060
Channels

0204060 204060 204060 204060
Channels

0204060 204060 204060 204060
Channels

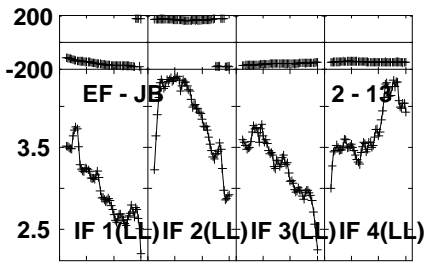
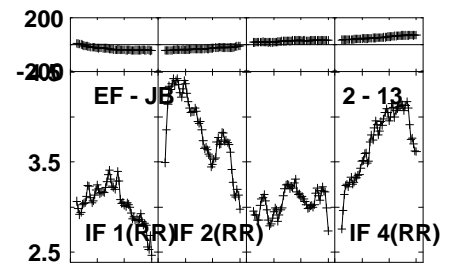
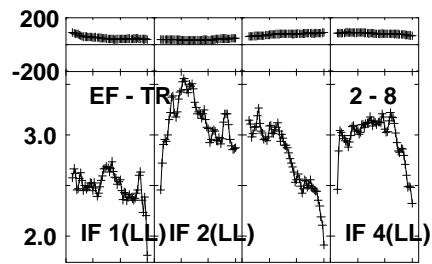
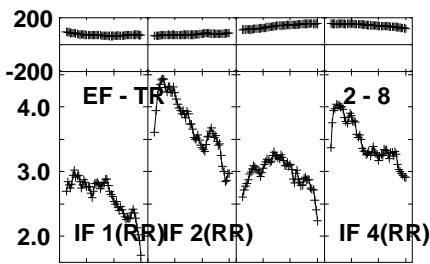
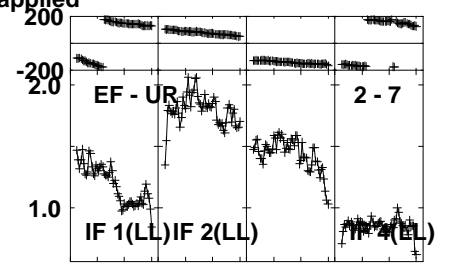
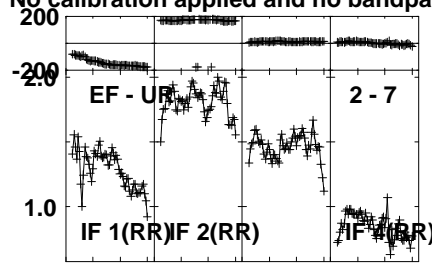
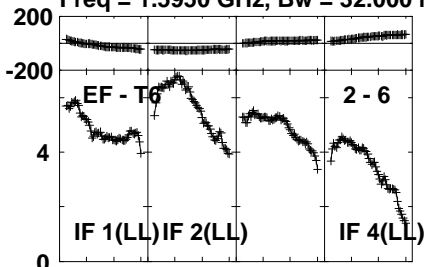
Lower frame: Milli Ampl Jy Top frame: Phas deg
Vector averaged cross-power spectrum Several baselines displayed
Timerange: 00/12:05:31 to 00/12:19:59

Plot file version 30 created 17-APR-2023 11:20:21

3C66A EV024A 1.UVDATA.1

Freq = 1.5950 GHz, Bw = 32.000 MH

No calibration applied and no bandpass applied



020406@20406@20406@20406@

Channels

Lower frame: Milli Ampl Jy Top frame: Phas deg

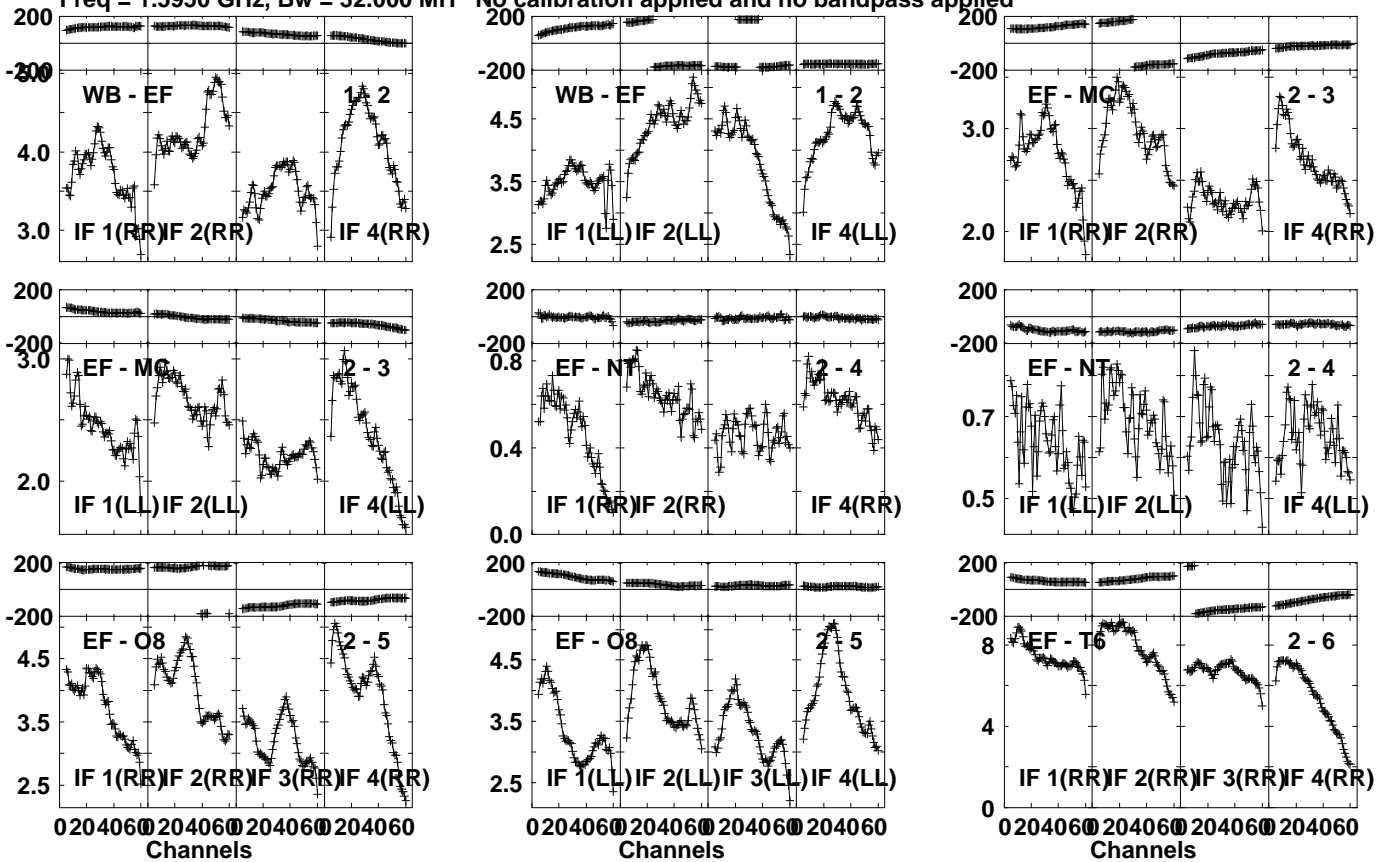
Vector averaged cross-power spectrum Several baselines displayed

Timerange: 00/12:05:31 to 00/12:19:59

Plot file version 31 created 17-APR-2023 11:20:22

3C66A EV024A 1.UVDATA.1

Freq = 1.5950 GHz, Bw = 32.000 MH No calibration applied and no bandpass applied



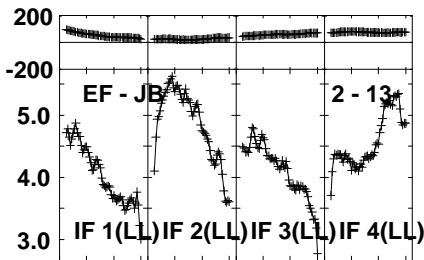
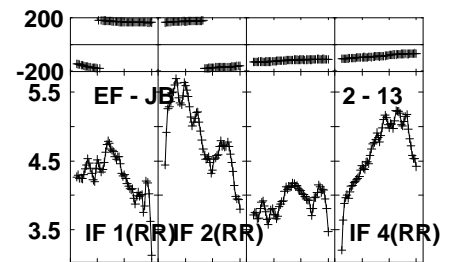
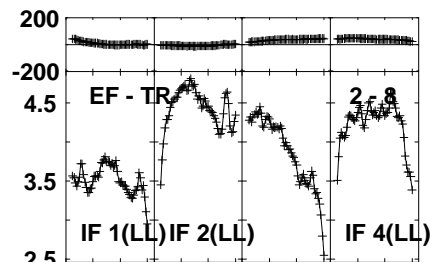
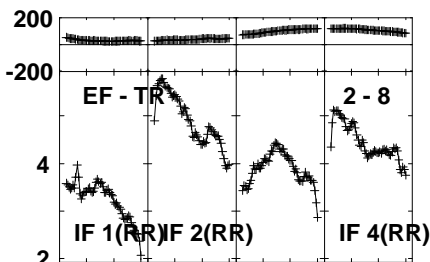
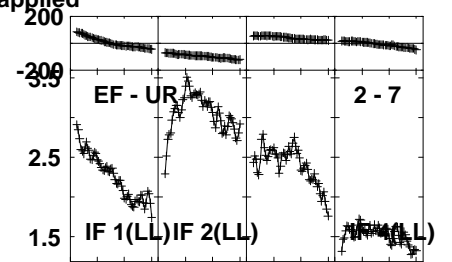
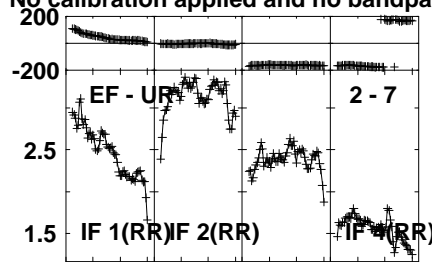
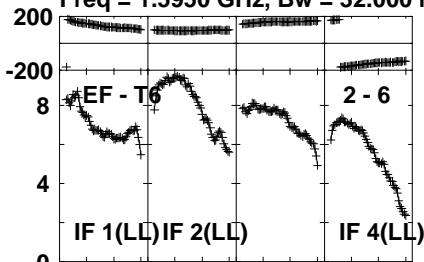
Lower frame: Milli Ampl Jy Top frame: Phas deg
Vector averaged cross-power spectrum Several baselines displayed
Timerange: 00/12:20:33 to 00/12:34:59

Plot file version 32 created 17-APR-2023 11:20:22

3C66A EV024A 1.UVDATA.1

Freq = 1.5950 GHz, Bw = 32.000 MH

No calibration applied and no bandpass applied



020406@20406@20406@20406@

Channels

Lower frame: Milli Ampl Jy Top frame: Phas deg

Vector averaged cross-power spectrum Several baselines displayed

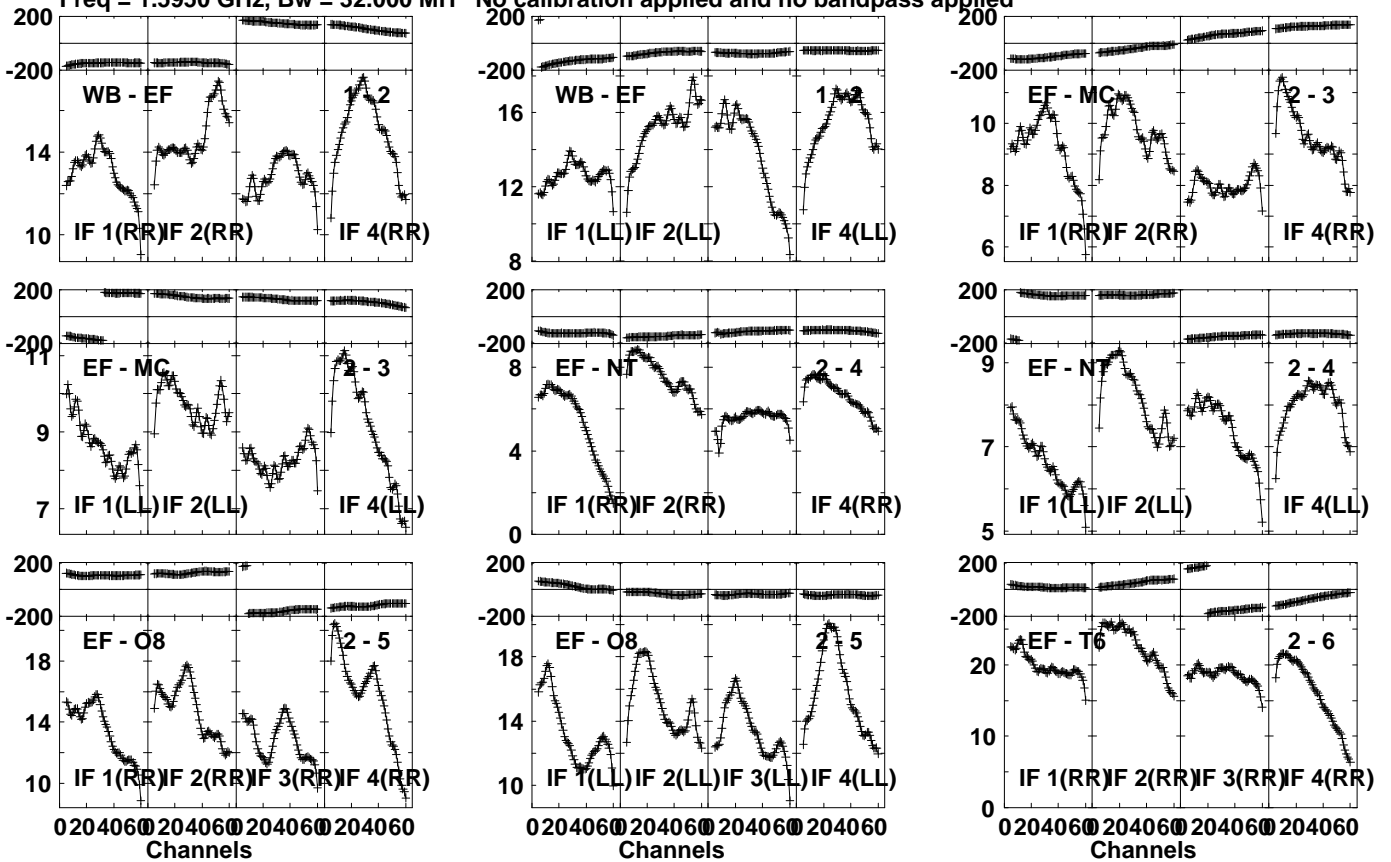
Timerange: 00/12:20:33 to 00/12:34:59

Plot file version 33 created 17-APR-2023 11:20:22

0133+476 EV024A 1.UVDATA.1

Freq = 1.5950 GHz, Bw = 32.000 MH

No calibration applied and no bandpass applied



Lower frame: Milli Ampl Jy Top frame: Phas deg

Vector averaged cross-power spectrum Several baselines displayed

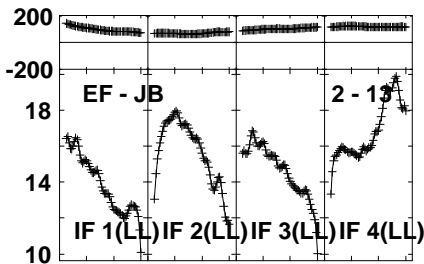
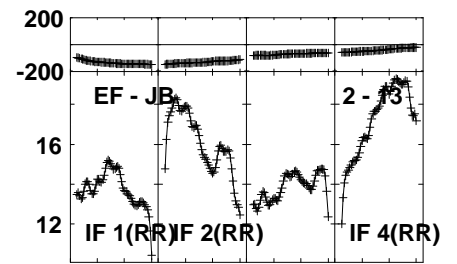
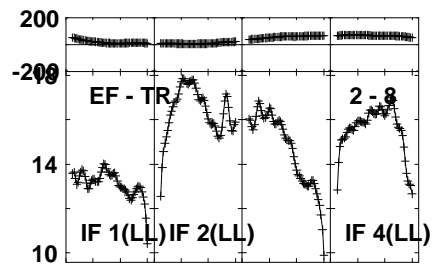
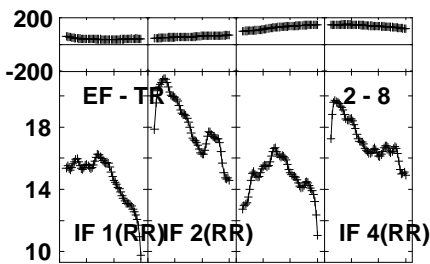
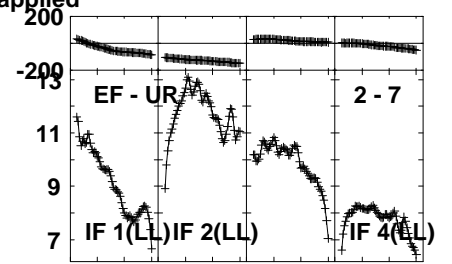
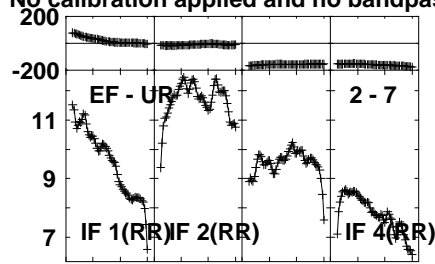
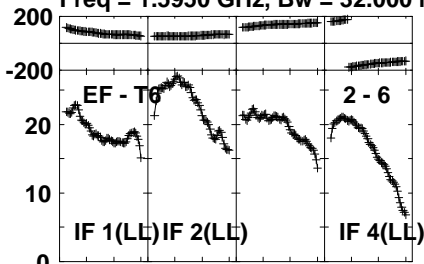
Timerange: 00/12:37:01 to 00/12:41:59

Plot file version 34 created 17-APR-2023 11:20:22

0133+476 EV024A 1.UVDATA.1

Freq = 1.5950 GHz, Bw = 32.000 MH

No calibration applied and no bandpass applied



0204060 204060 204060 204060

Channels

Lower frame: Milli Ampl Jy Top frame: Phas deg

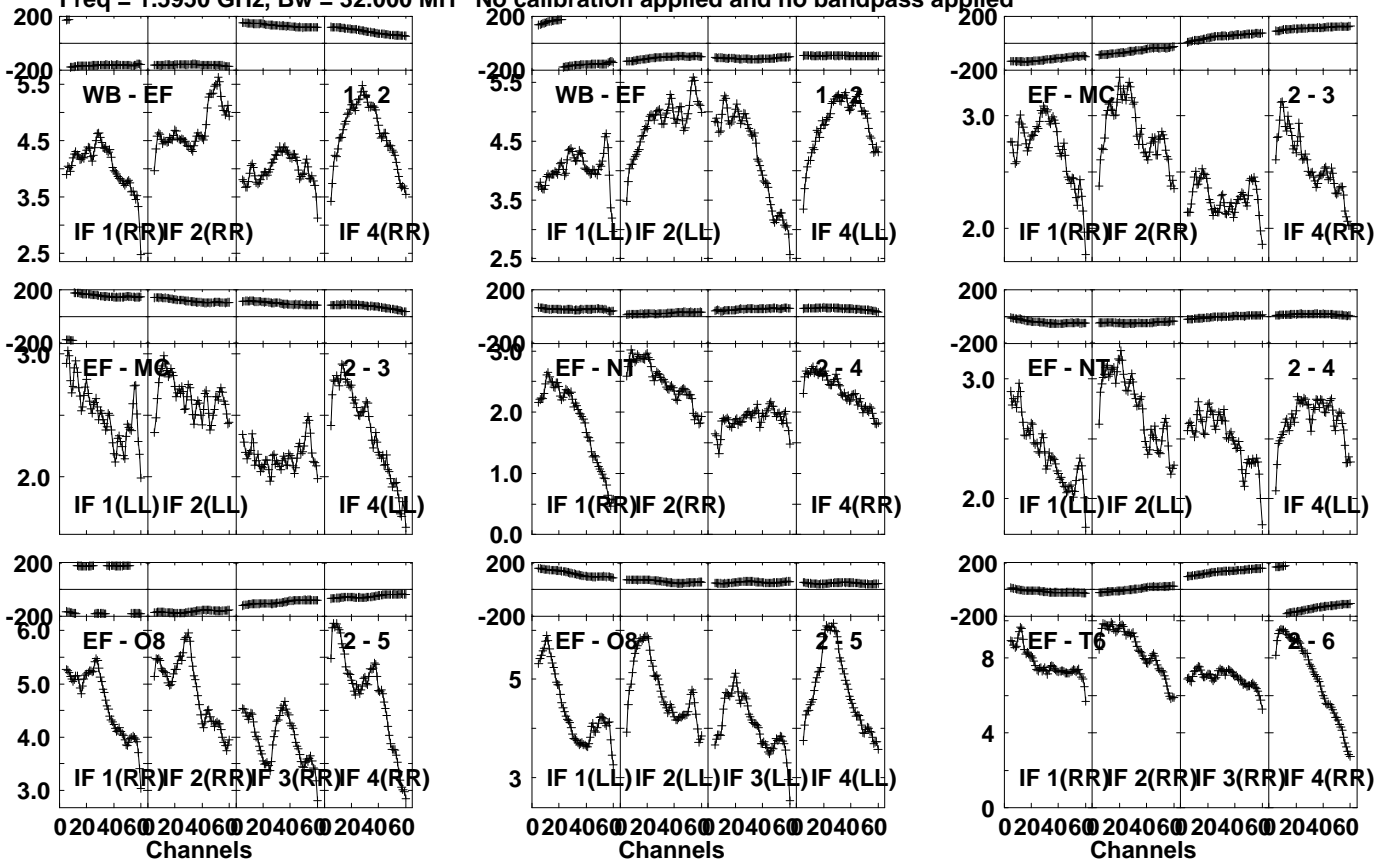
Vector averaged cross-power spectrum Several baselines displayed

Timerange: 00/12:37:01 to 00/12:41:59

Plot file version 35 created 17-APR-2023 11:20:23

3C66A EV024A 1.UVDATA.1

Freq = 1.5950 GHz, Bw = 32.000 MH No calibration applied and no bandpass applied



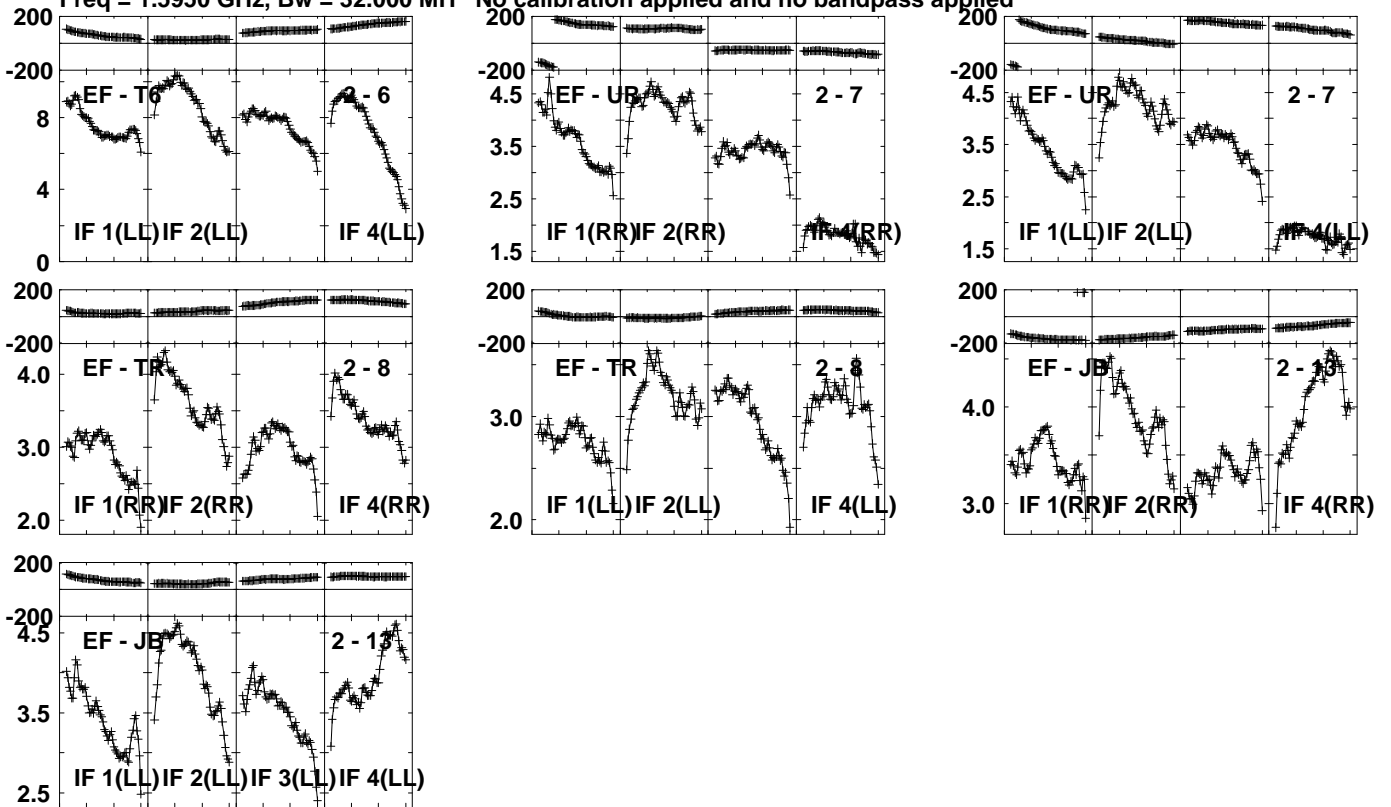
Lower frame: Milli Ampl Jy Top frame: Phas deg
Vector averaged cross-power spectrum Several baselines displayed
Timerange: 00/12:44:01 to 00/12:56:59

Plot file version 36 created 17-APR-2023 11:20:23

3C66A EV024A 1.UVDATA.1

Freq = 1.5950 GHz, Bw = 32.000 MH

No calibration applied and no bandpass applied



020406@20406@20406@20406@

Channels

Lower frame: Milli Ampl Jy Top frame: Phas deg

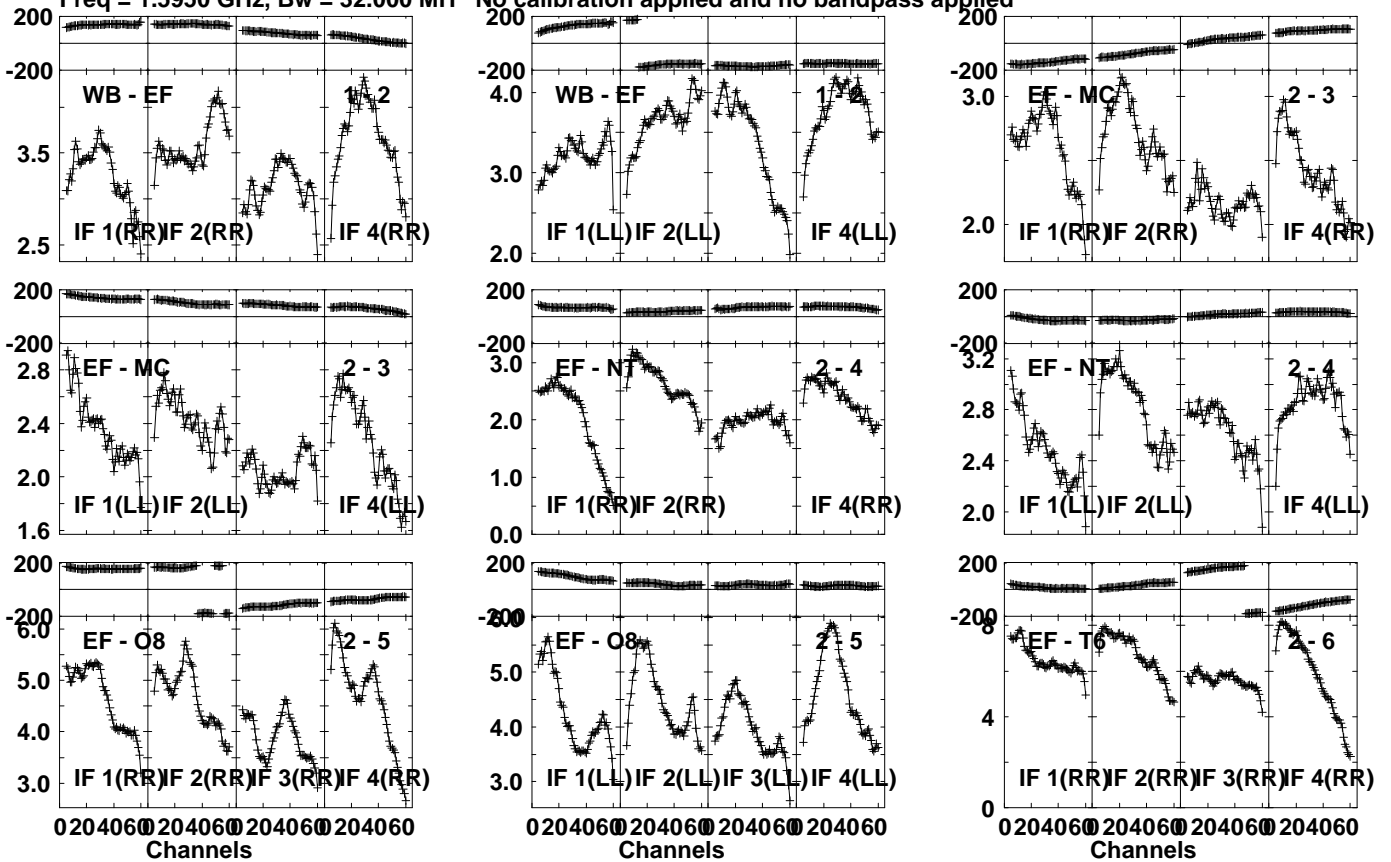
Vector averaged cross-power spectrum Several baselines displayed

Timerange: 00/12:44:01 to 00/12:56:59

Plot file version 37 created 17-APR-2023 11:20:23

3C66A EV024A 1.UVDATA.1

Freq = 1.5950 GHz, Bw = 32.000 MH No calibration applied and no bandpass applied

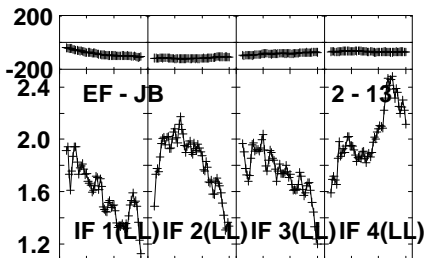
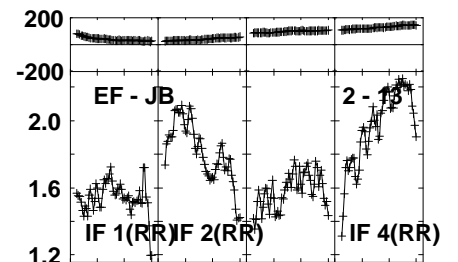
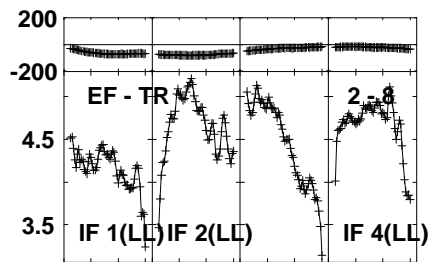
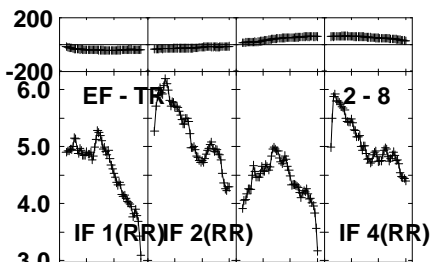
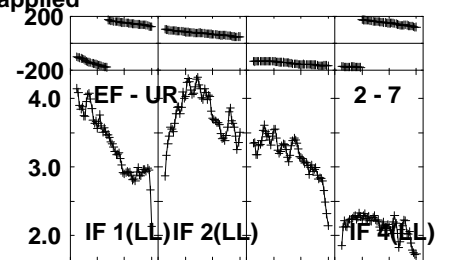
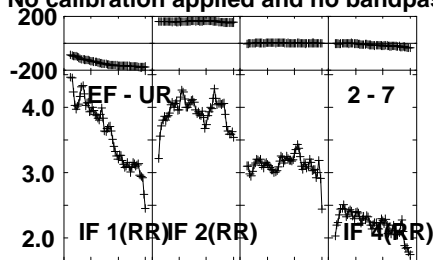
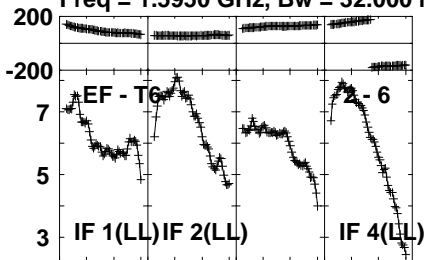


Lower frame: Milli Ampl Jy Top frame: Phas deg
Vector averaged cross-power spectrum Several baselines displayed
Timerange: 00/12:57:33 to 00/13:11:59

Plot file version 38 created 17-APR-2023 11:20:24

3C66A EV024A 1.UVDATA.1

Freq = 1.5950 GHz, Bw = 32.000 MH No calibration applied and no bandpass applied



0204060 204060 204060 204060

Channels

Lower frame: Milli Ampl Jy Top frame: Phas deg

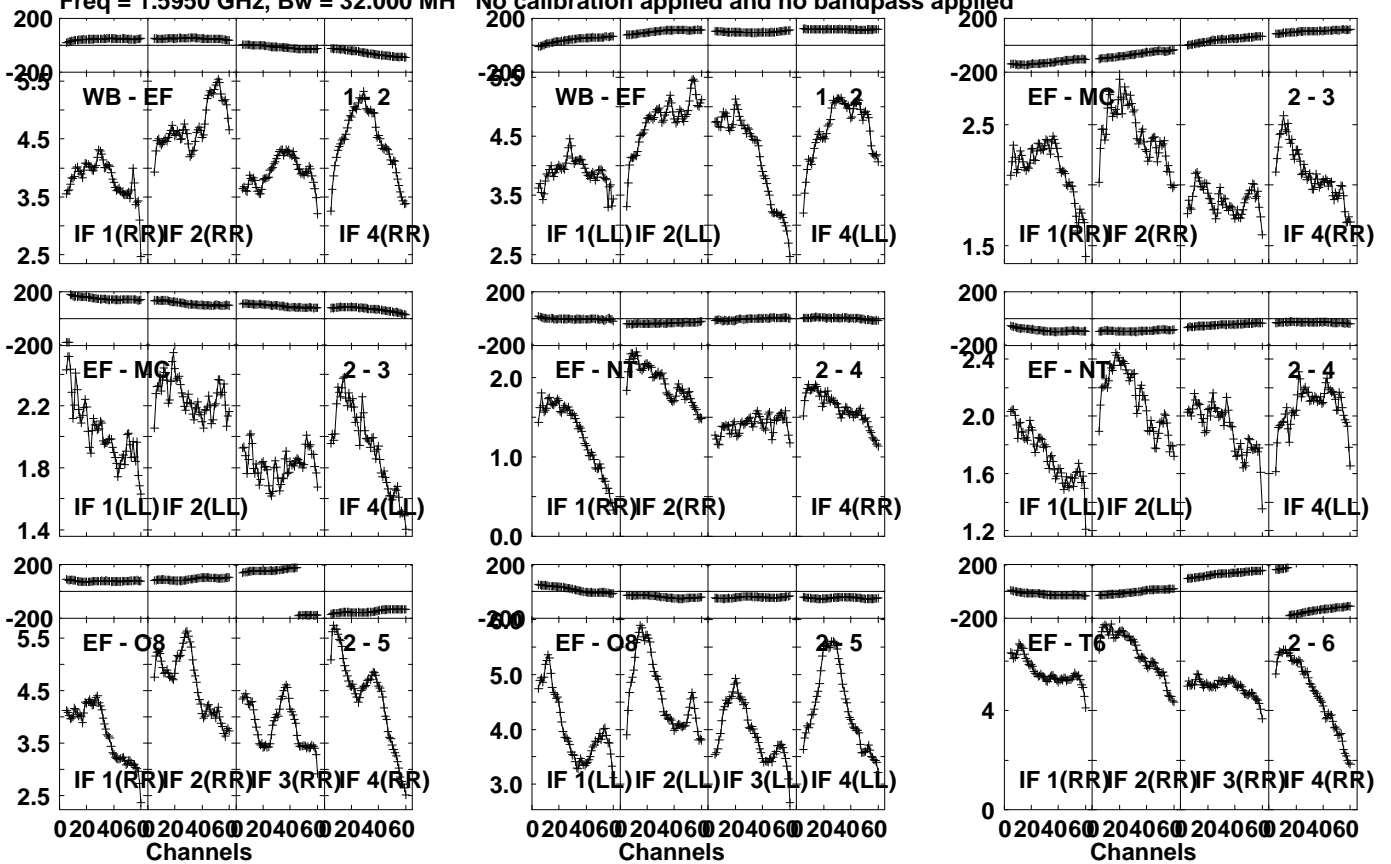
Vector averaged cross-power spectrum Several baselines displayed

Timerange: 00/12:57:33 to 00/13:11:59

Plot file version 39 created 17-APR-2023 11:20:24

3C66A EV024A 1.UVDATA.1

Freq = 1.5950 GHz, Bw = 32.000 MH No calibration applied and no bandpass applied



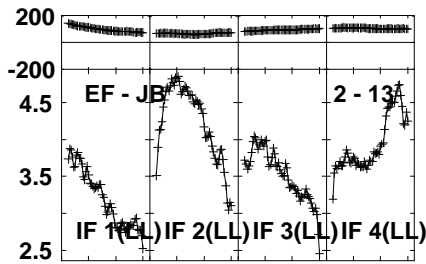
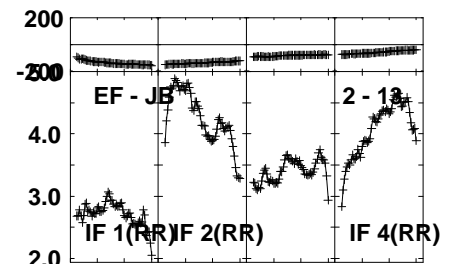
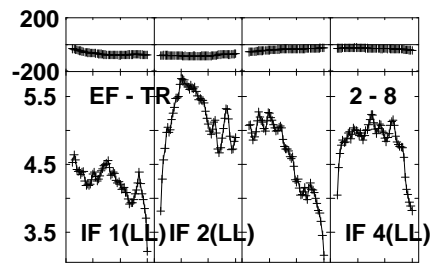
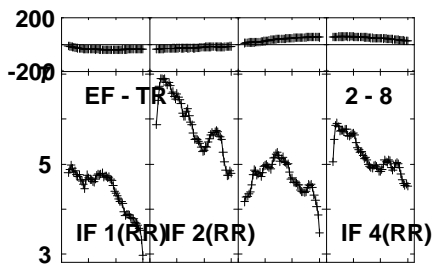
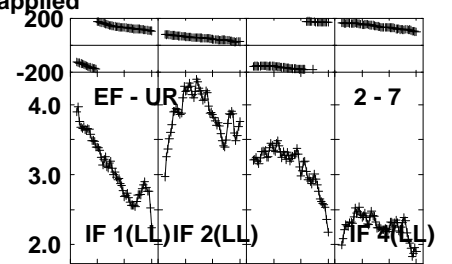
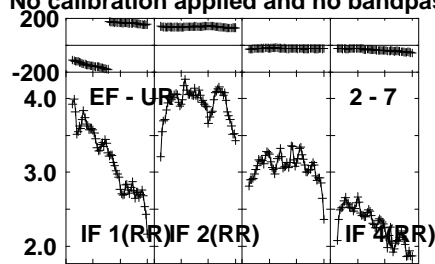
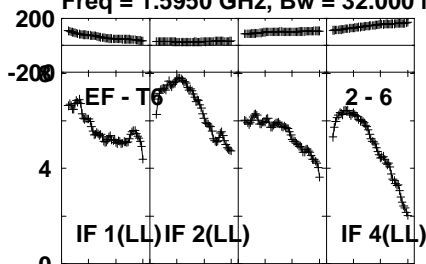
Lower frame: Milli Ampl Jy Top frame: Phas deg
Vector averaged cross-power spectrum Several baselines displayed
Timerange: 00/13:12:33 to 00/13:26:59

Plot file version 40 created 17-APR-2023 11:20:24

3C66A EV024A 1.UVDATA.1

Freq = 1.5950 GHz, Bw = 32.000 MH

No calibration applied and no bandpass applied



020406@20406@20406@20406@

Channels

Lower frame: Milli Ampl Jy Top frame: Phas deg

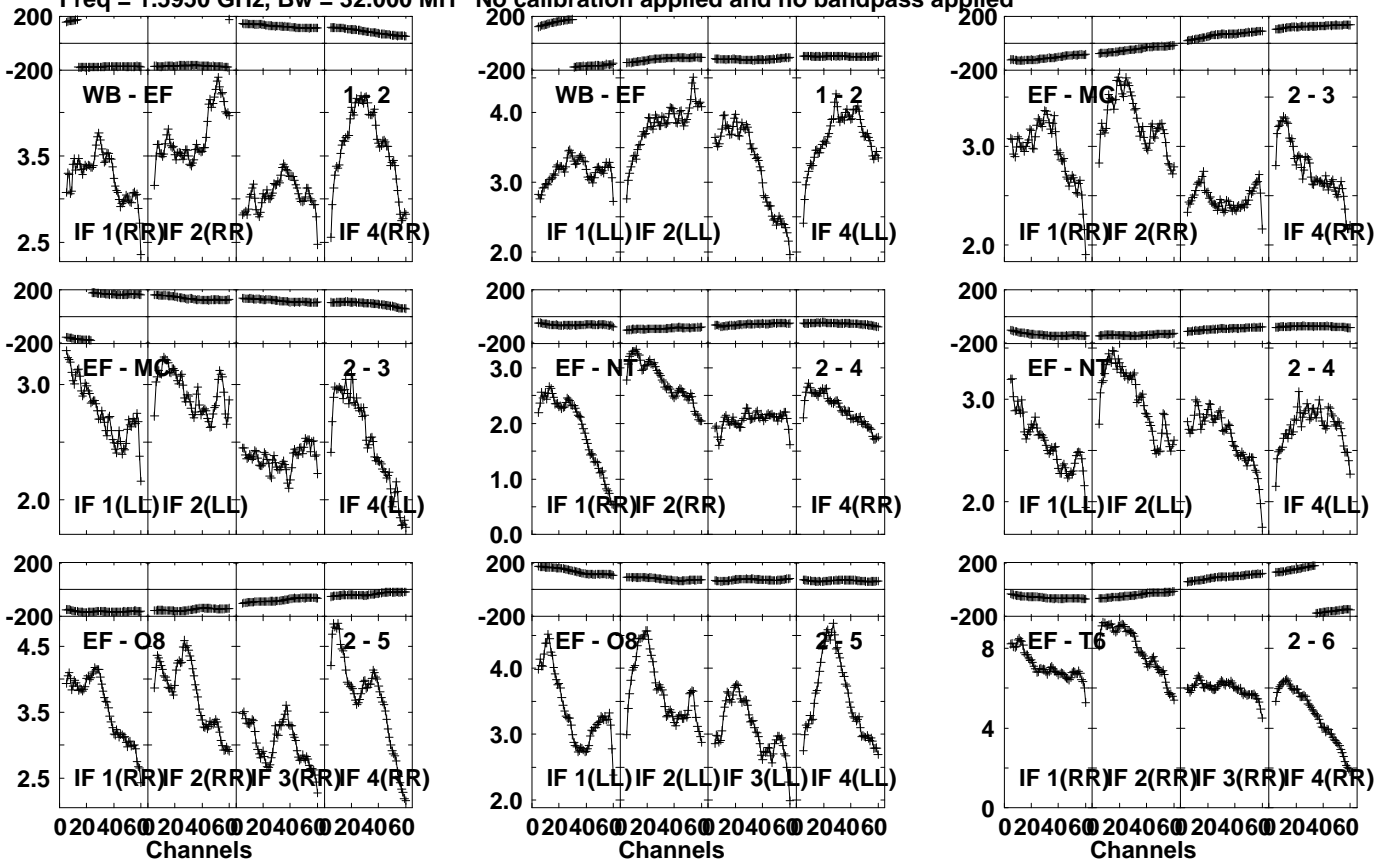
Vector averaged cross-power spectrum Several baselines displayed

Timerange: 00/13:12:33 to 00/13:26:59

Plot file version 41 created 17-APR-2023 11:20:25

3C66A EV024A 1.UVDATA.1

Freq = 1.5950 GHz, Bw = 32.000 MH No calibration applied and no bandpass applied



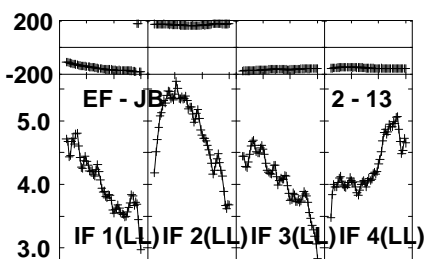
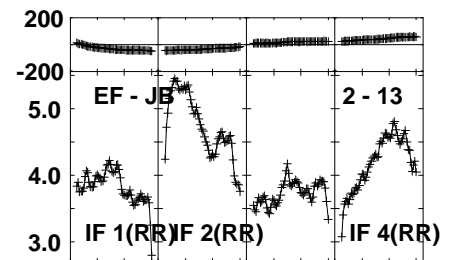
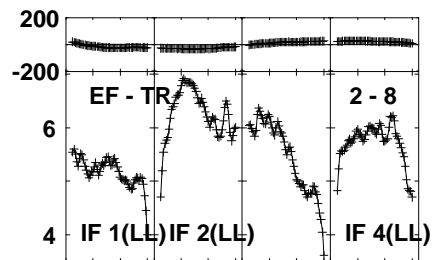
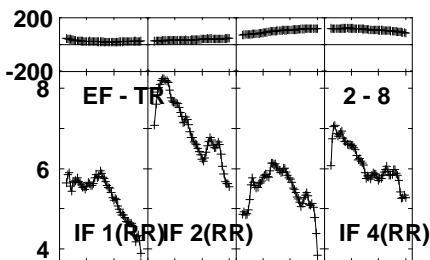
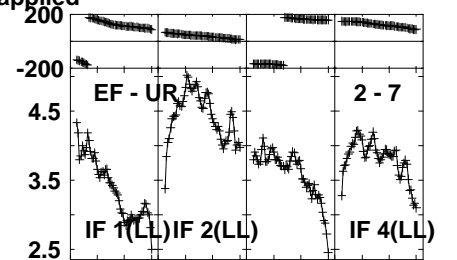
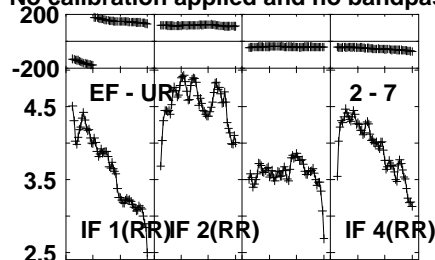
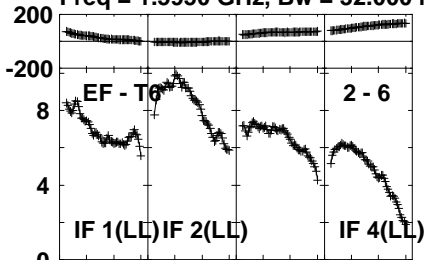
Lower frame: Milli Ampl Jy Top frame: Phas deg
Vector averaged cross-power spectrum Several baselines displayed
Timerange: 00/13:27:31 to 00/13:41:59

Plot file version 42 created 17-APR-2023 11:20:25

3C66A EV024A 1.UVDATA.1

Freq = 1.5950 GHz, Bw = 32.000 MH

No calibration applied and no bandpass applied



020406@20406@20406@204060

Channels

Lower frame: Milli Ampl Jy Top frame: Phas deg

Vector averaged cross-power spectrum Several baselines displayed

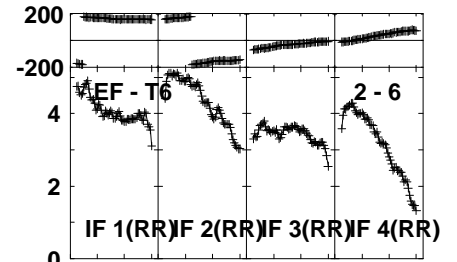
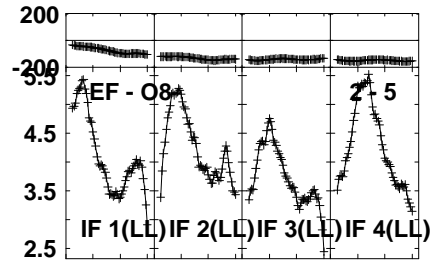
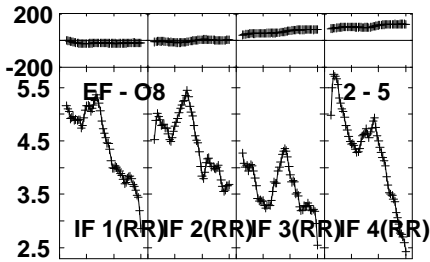
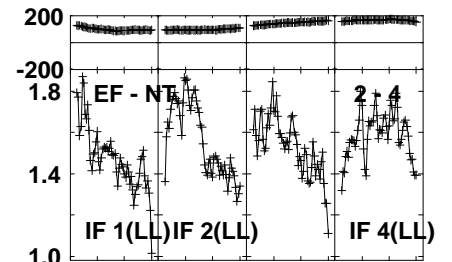
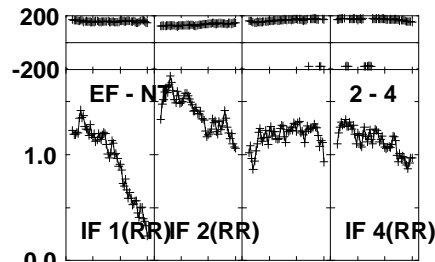
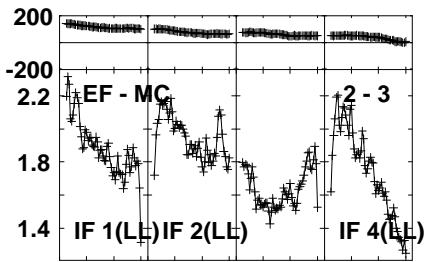
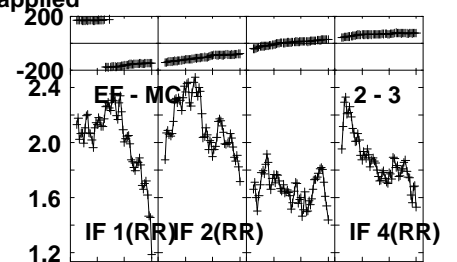
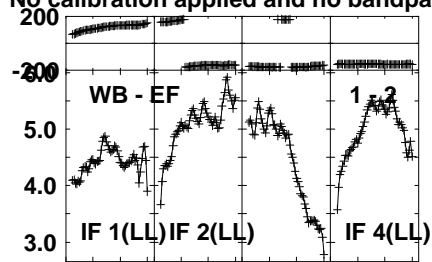
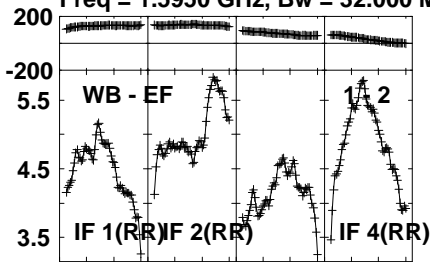
Timerange: 00/13:27:31 to 00/13:41:59

Plot file version 43 created 17-APR-2023 11:20:26

3C66A EV024A 1.UVDATA.1

Freq = 1.5950 GHz, Bw = 32.000 MH

No calibration applied and no bandpass applied



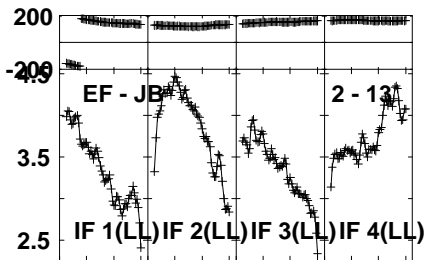
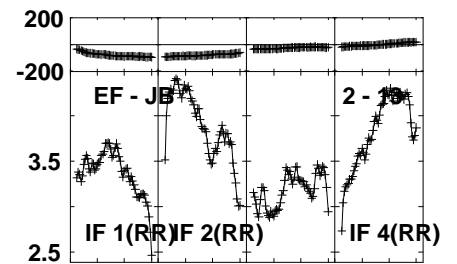
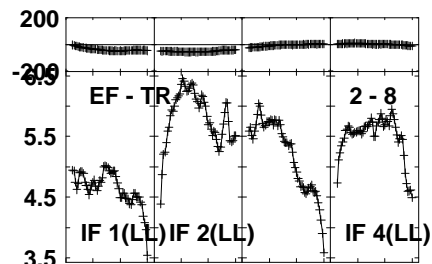
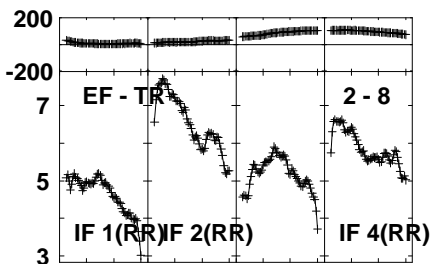
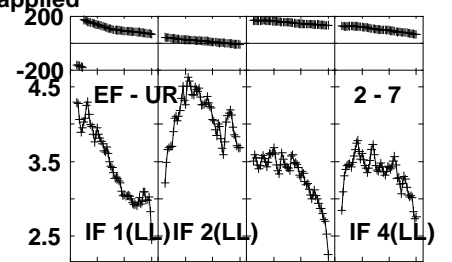
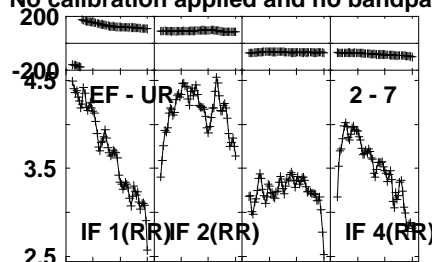
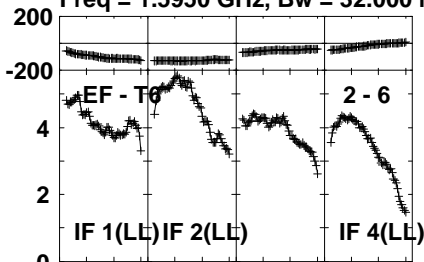
Lower frame: Milli Ampl Jy Top frame: Phas deg
Vector averaged cross-power spectrum Several baselines displayed
Timerange: 00/13:42:33 to 00/13:56:59

Plot file version 44 created 17-APR-2023 11:20:26

3C66A EV024A 1.UVDATA.1

Freq = 1.5950 GHz, Bw = 32.000 MH

No calibration applied and no bandpass applied



020406@20406@20406@20406@

Channels

Lower frame: Milli Ampl Jy Top frame: Phas deg

Vector averaged cross-power spectrum Several baselines displayed

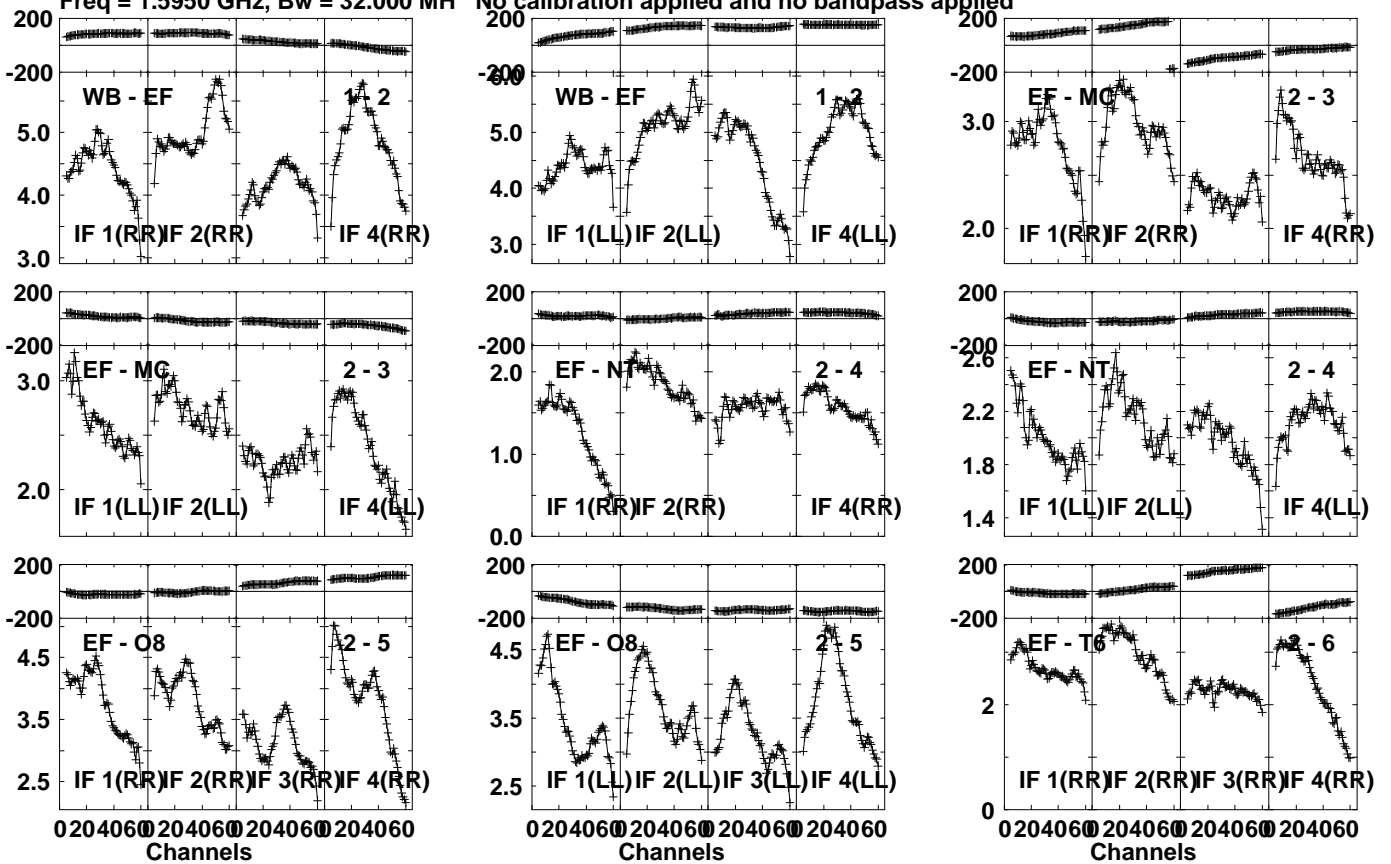
Timerange: 00/13:42:33 to 00/13:56:59

Plot file version 45 created 17-APR-2023 11:20:26

3C66A EV024A 1.UVDATA.1

Freq = 1.5950 GHz, Bw = 32.000 MH

No calibration applied and no bandpass applied

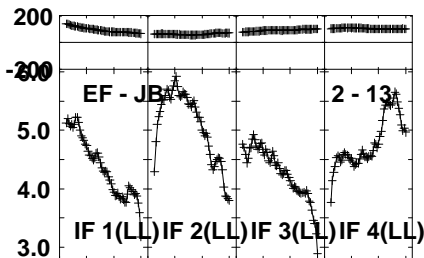
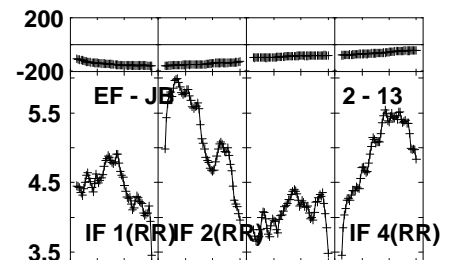
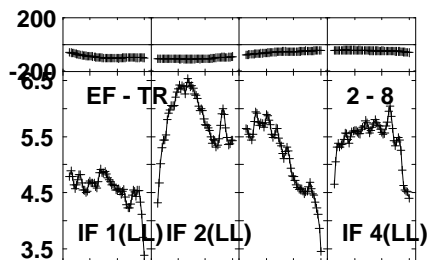
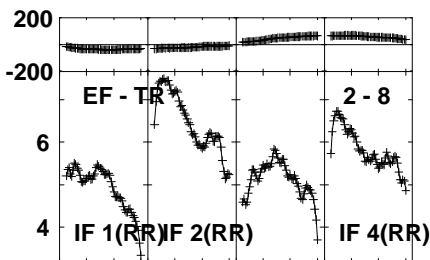
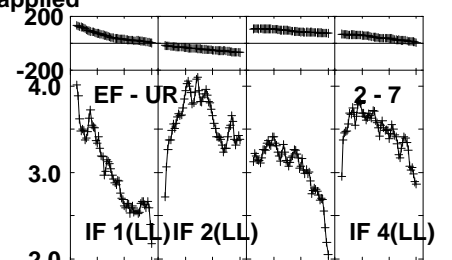
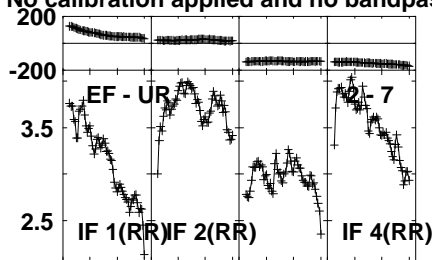
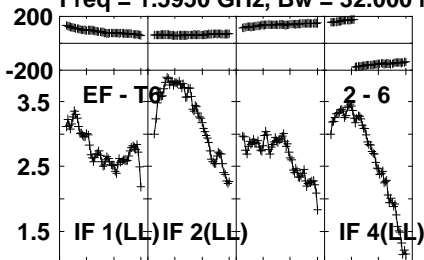


Lower frame: Milli Ampl Jy Top frame: Phas deg
Vector averaged cross-power spectrum Several baselines displayed
Timerange: 00/13:57:33 to 00/14:11:59

Plot file version 46 created 17-APR-2023 11:20:27

3C66A EV024A 1.UVDATA.1

Freq = 1.5950 GHz, Bw = 32.000 MH No calibration applied and no bandpass applied



020406@20406@20406@20406@

Channels

Lower frame: Milli Ampl Jy Top frame: Phas deg

Vector averaged cross-power spectrum Several baselines displayed

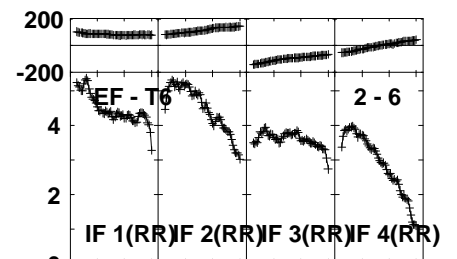
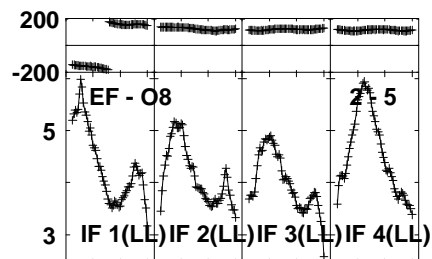
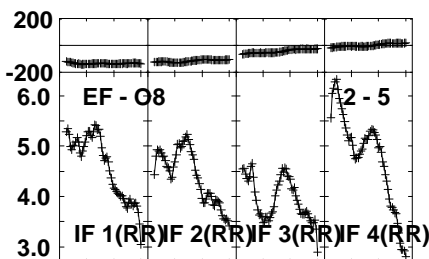
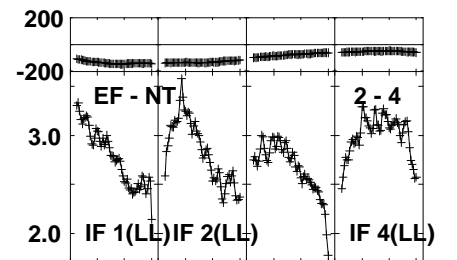
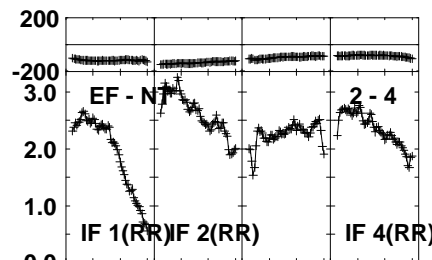
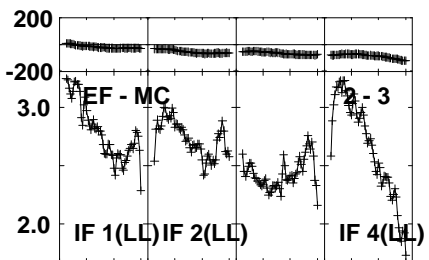
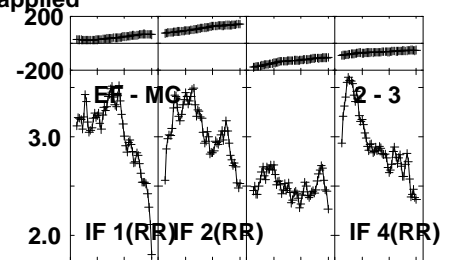
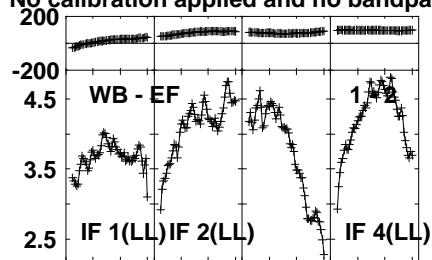
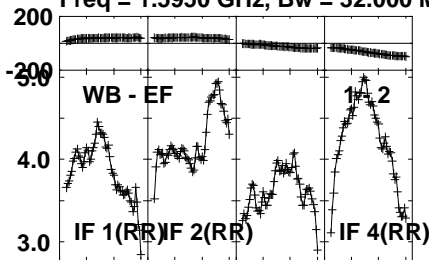
Timerange: 00/13:57:33 to 00/14:11:59

Plot file version 47 created 17-APR-2023 11:20:27

3C66A EV024A 1.UVDATA.1

Freq = 1.5950 GHz, Bw = 32.000 MH

No calibration applied and no bandpass applied



0204060 204060 204060 204060

Channels

0204060 204060 204060 204060

Channels

0204060 204060 204060 204060

Channels

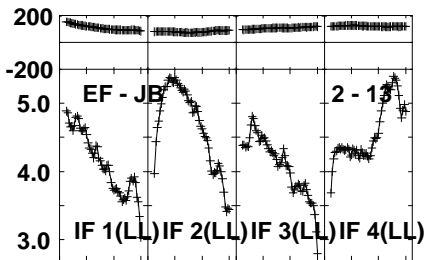
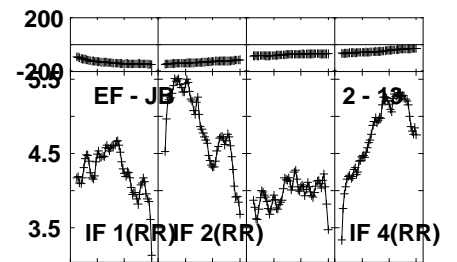
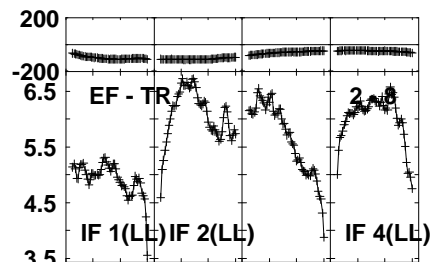
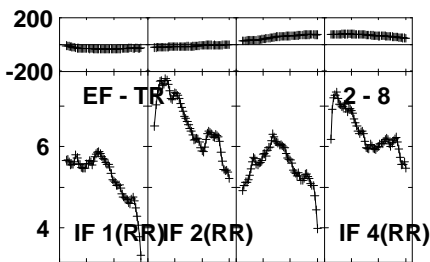
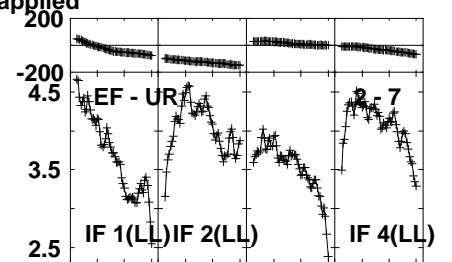
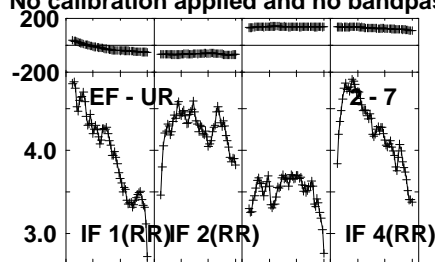
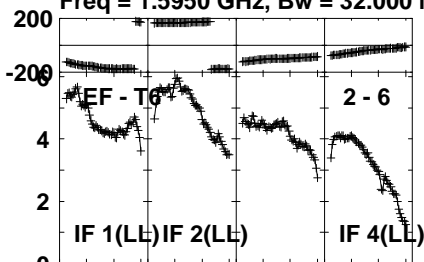
Lower frame: Milli Ampl Jy Top frame: Phas deg
Vector averaged cross-power spectrum Several baselines displayed
Timerange: 00/14:12:33 to 00/14:26:59

Plot file version 48 created 17-APR-2023 11:20:27

3C66A EV024A 1.UVDATA.1

Freq = 1.5950 GHz, Bw = 32.000 MH

No calibration applied and no bandpass applied



020406@20406@20406@20406@

Channels

Lower frame: Milli Ampl Jy Top frame: Phas deg

Vector averaged cross-power spectrum Several baselines displayed

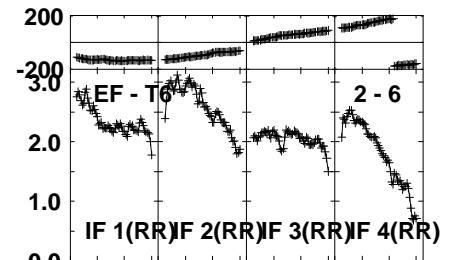
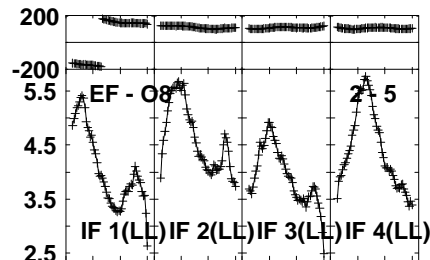
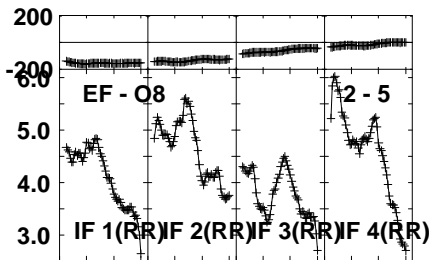
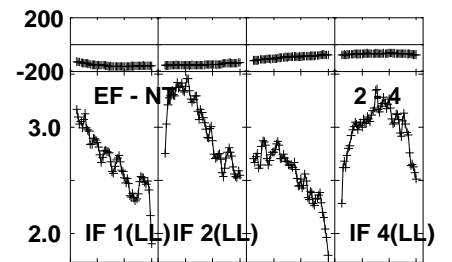
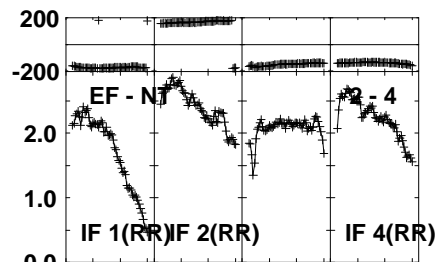
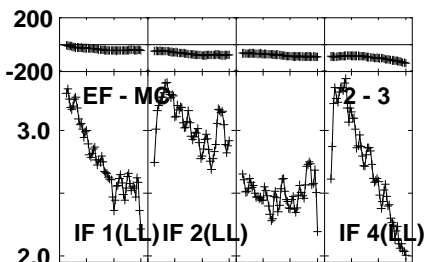
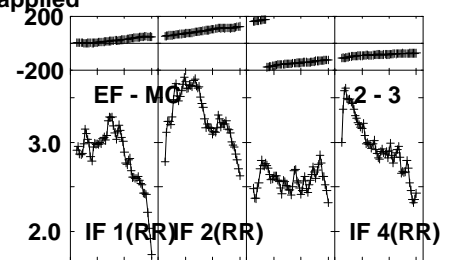
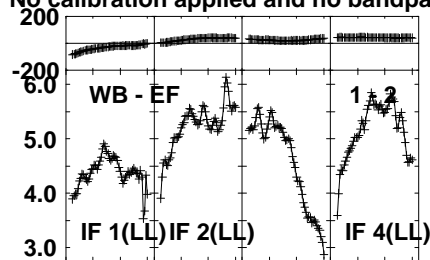
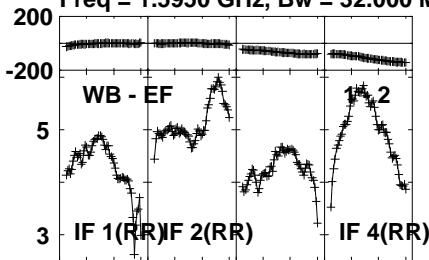
Timerange: 00/14:12:33 to 00/14:26:59

Plot file version 49 created 17-APR-2023 11:20:28

3C66A EV024A 1.UVDATA.1

Freq = 1.5950 GHz, Bw = 32.000 MH

No calibration applied and no bandpass applied



0204060 204060 204060 204060
Channels

0204060 204060 204060 204060
Channels

0204060 204060 204060 204060
Channels

Lower frame: Milli Ampl Jy Top frame: Phas deg

Vector averaged cross-power spectrum Several baselines displayed

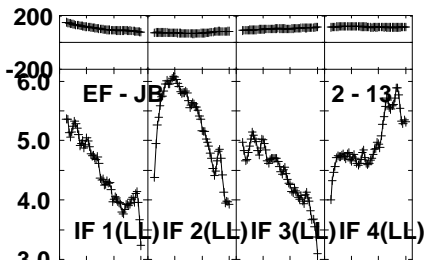
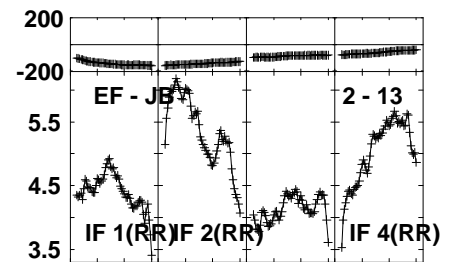
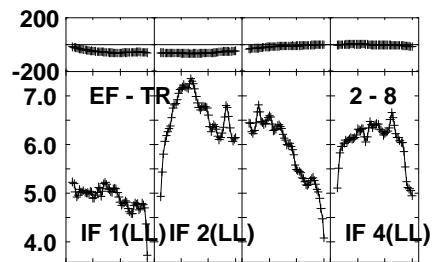
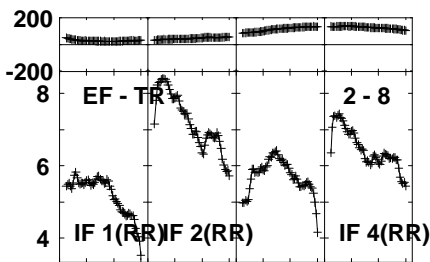
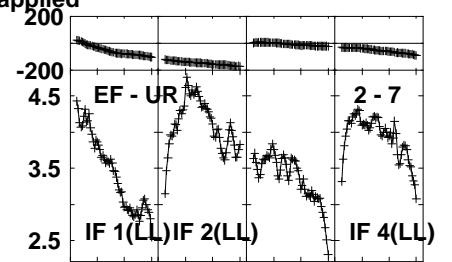
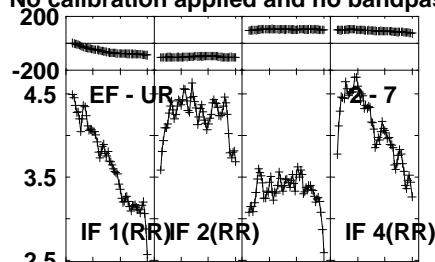
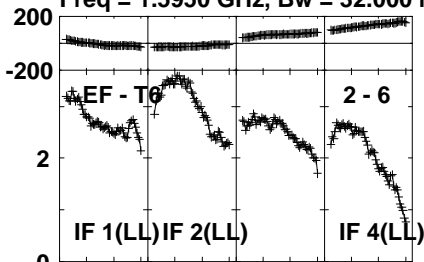
Timerange: 00/14:27:33 to 00/14:41:59

Plot file version 50 created 17-APR-2023 11:20:28

3C66A EV024A 1.UVDATA.1

Freq = 1.5950 GHz, Bw = 32.000 MH

No calibration applied and no bandpass applied



020406@20406@20406@20406@

Channels

Lower frame: Milli Ampl Jy Top frame: Phas deg

Vector averaged cross-power spectrum Several baselines displayed

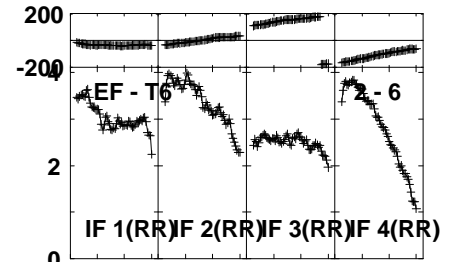
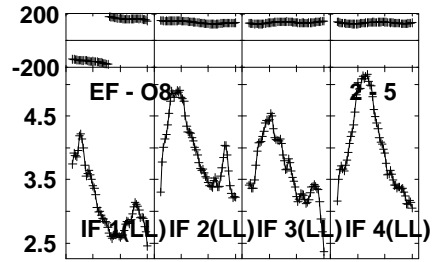
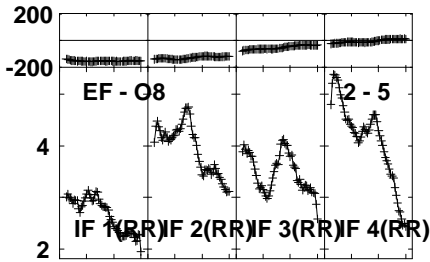
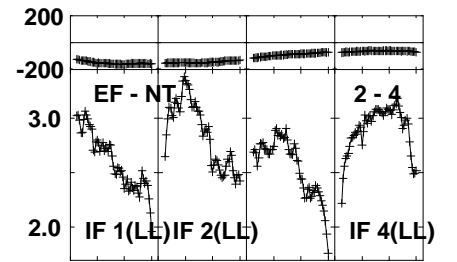
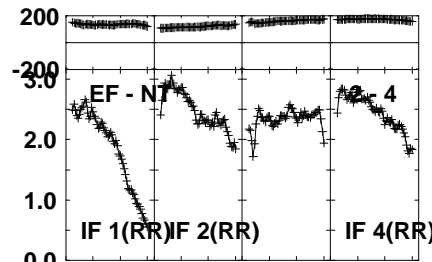
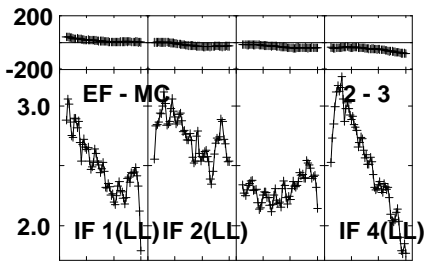
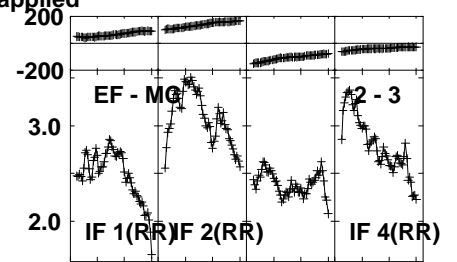
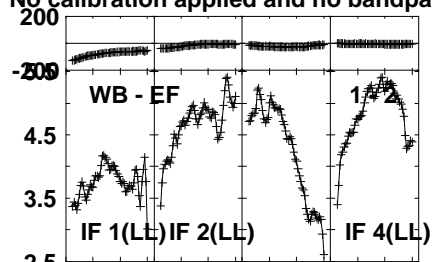
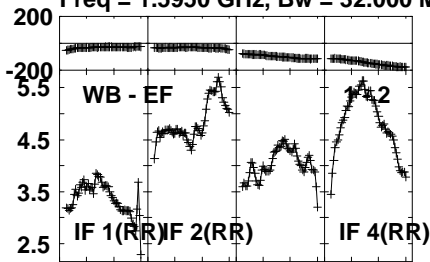
Timerange: 00/14:27:33 to 00/14:41:59

Plot file version 51 created 17-APR-2023 11:20:29

3C66A EV024A 1.UVDATA.1

Freq = 1.5950 GHz, Bw = 32.000 MH

No calibration applied and no bandpass applied



0204060 204060 204060 204060
Channels

0204060 204060 204060 204060
Channels

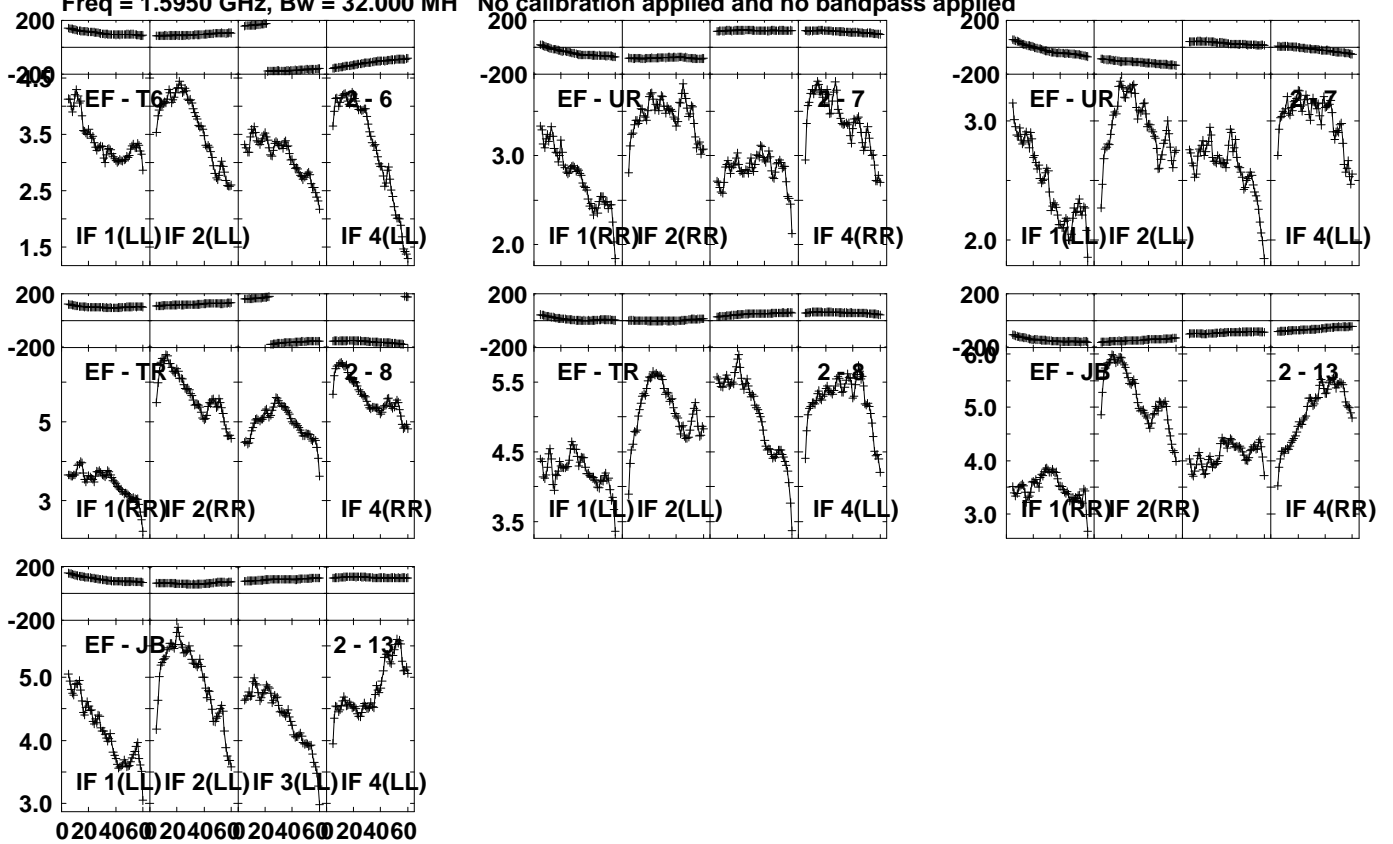
0204060 204060 204060 204060
Channels

Lower frame: Milli Ampl Jy Top frame: Phas deg
Vector averaged cross-power spectrum Several baselines displayed
Timerange: 00/14:42:33 to 00/14:56:59

Plot file version 52 created 17-APR-2023 11:20:29

3C66A EV024A 1.UVDATA.1

Freq = 1.5950 GHz, Bw = 32.000 MH No calibration applied and no bandpass applied

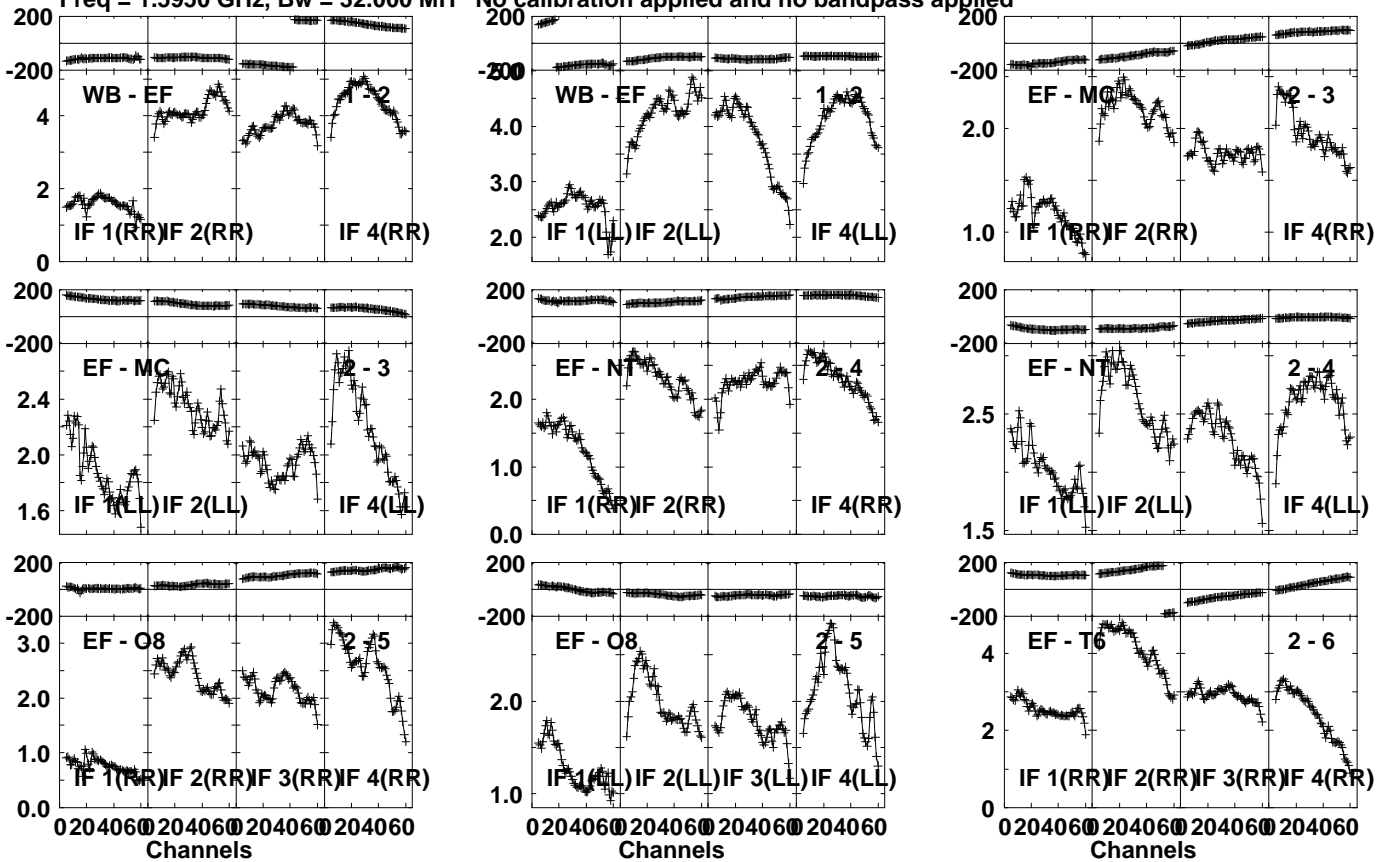


020406@20406@20406@20406@
Channels
Lower frame: Milli Ampl Jy Top frame: Phas deg
Vector averaged cross-power spectrum Several baselines displayed
Timerange: 00/14:42:33 to 00/14:56:59

Plot file version 53 created 17-APR-2023 11:20:29

3C66A EV024A 1.UVDATA.1

Freq = 1.5950 GHz, Bw = 32.000 MH No calibration applied and no bandpass applied



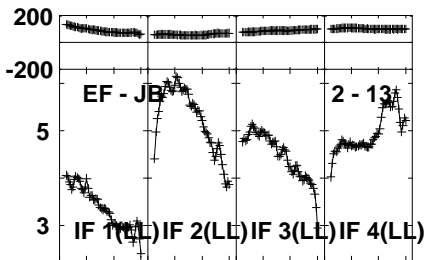
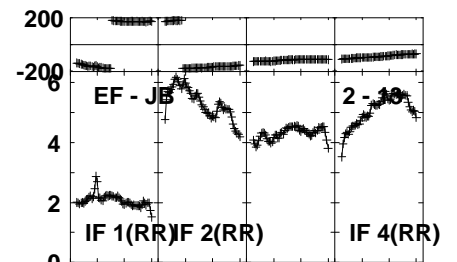
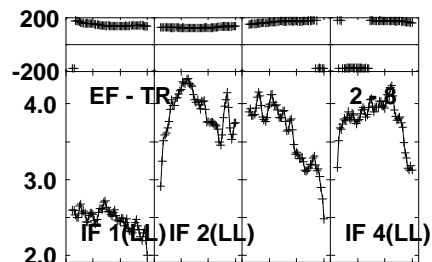
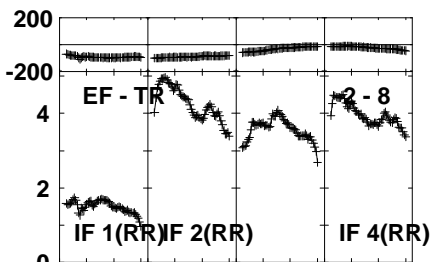
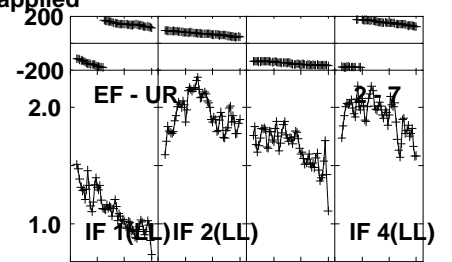
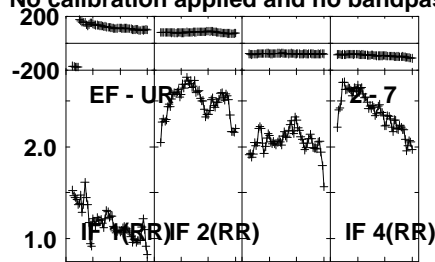
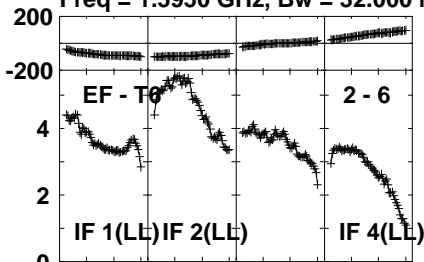
Lower frame: Milli Ampl Jy Top frame: Phas deg
Vector averaged cross-power spectrum Several baselines displayed
Timerange: 00/14:57:33 to 00/15:11:59

Plot file version 54 created 17-APR-2023 11:20:30

3C66A EV024A 1.UVDATA.1

Freq = 1.5950 GHz, Bw = 32.000 MH

No calibration applied and no bandpass applied



0204060 204060 204060 204060

Channels

Lower frame: Milli Ampl Jy Top frame: Phas deg

Vector averaged cross-power spectrum Several baselines displayed

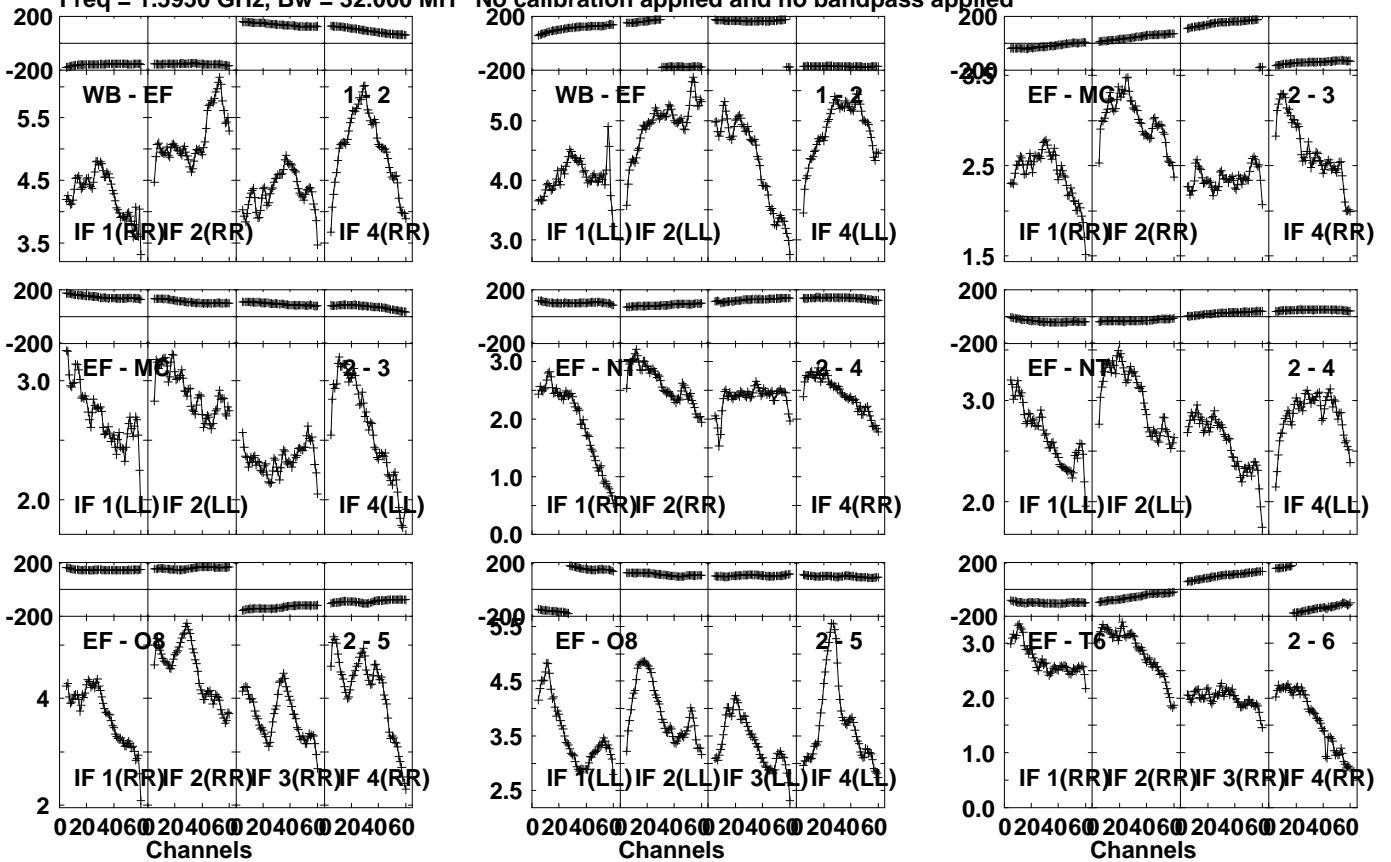
Timerange: 00/14:57:33 to 00/15:11:59

Plot file version 55 created 17-APR-2023 11:20:30

3C66A EV024A 1.UVDATA.1

Freq = 1.5950 GHz, Bw = 32.000 MH

No calibration applied and no bandpass applied

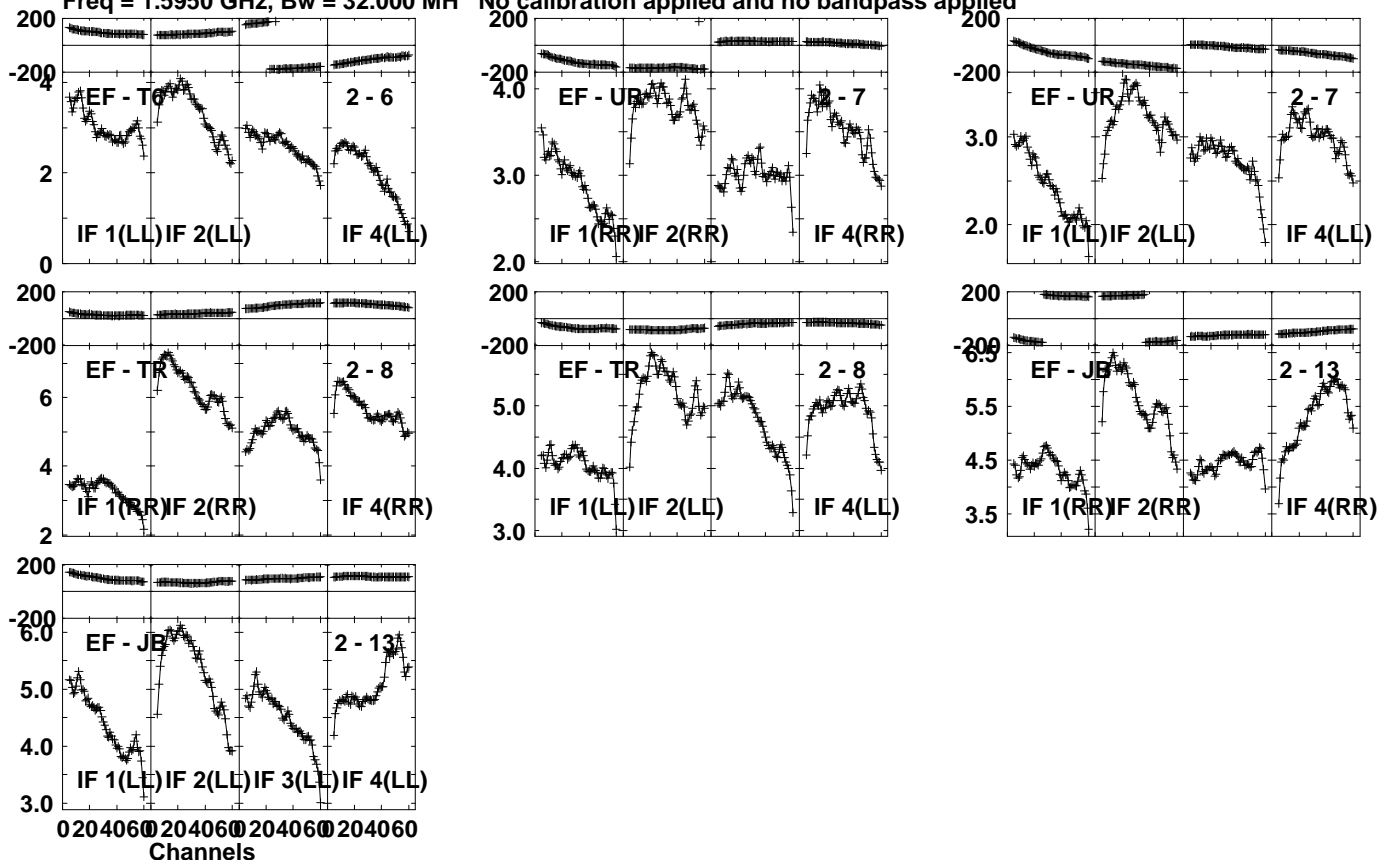


Lower frame: Milli Ampl Jy Top frame: Phas deg
Vector averaged cross-power spectrum Several baselines displayed
Timerange: 00/15:12:33 to 00/15:26:59

Plot file version 56 created 17-APR-2023 11:20:31

3C66A EV024A 1.UVDATA.1

Freq = 1.5950 GHz, Bw = 32.000 MH No calibration applied and no bandpass applied

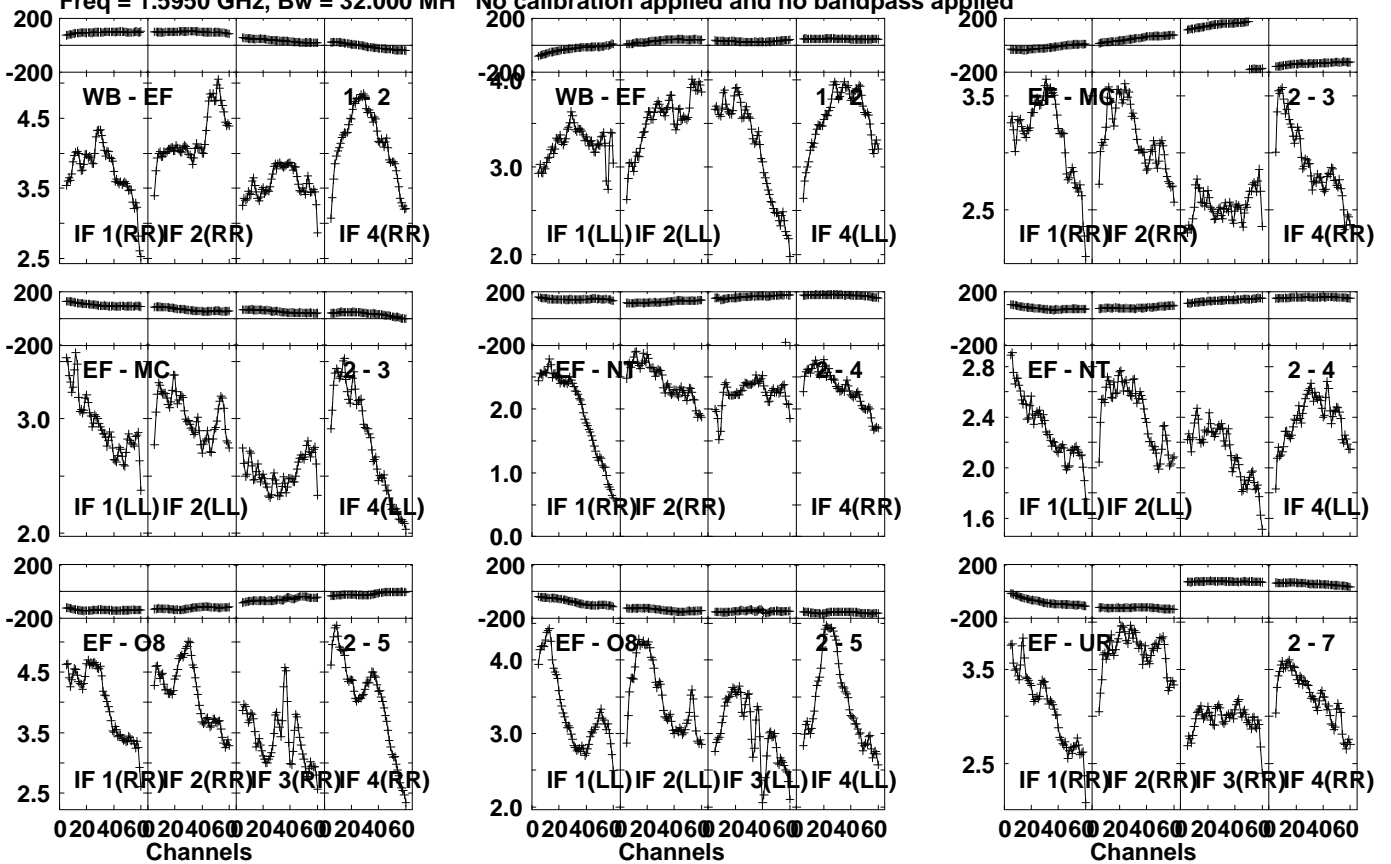


Lower frame: Milli Ampl Jy Top frame: Phas deg
Vector averaged cross-power spectrum Several baselines displayed
Timerange: 00/15:12:33 to 00/15:26:59

Plot file version 57 created 17-APR-2023 11:20:31

3C66A EV024A 1.UVDATA.1

Freq = 1.5950 GHz, Bw = 32.000 MH No calibration applied and no bandpass applied

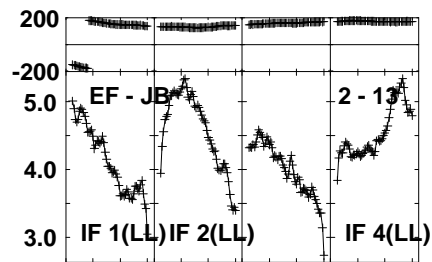
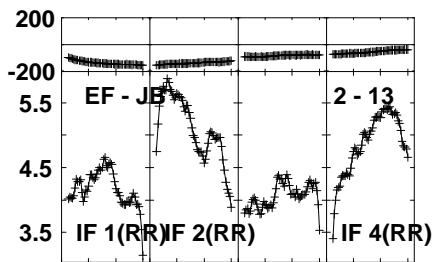
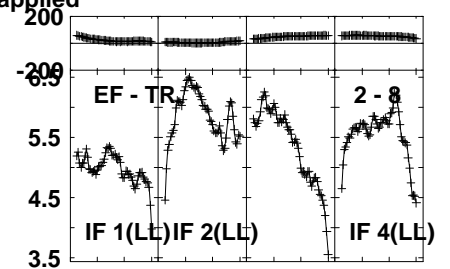
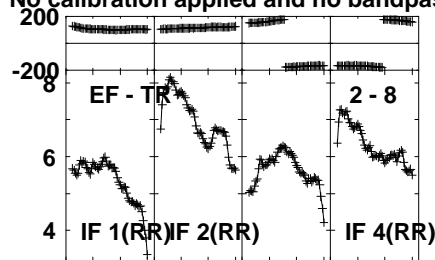
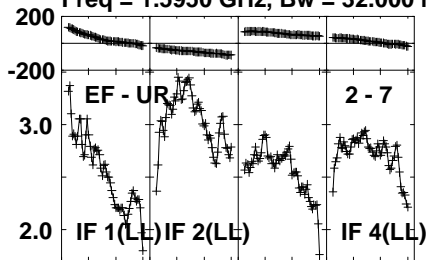


Lower frame: Milli Ampl Jy Top frame: Phas deg
Vector averaged cross-power spectrum Several baselines displayed
Timerange: 00/15:27:33 to 00/15:41:59

Plot file version 58 created 17-APR-2023 11:20:31

3C66A EV024A 1.UVDATA.1

Freq = 1.5950 GHz, Bw = 32.000 MH No calibration applied and no bandpass applied

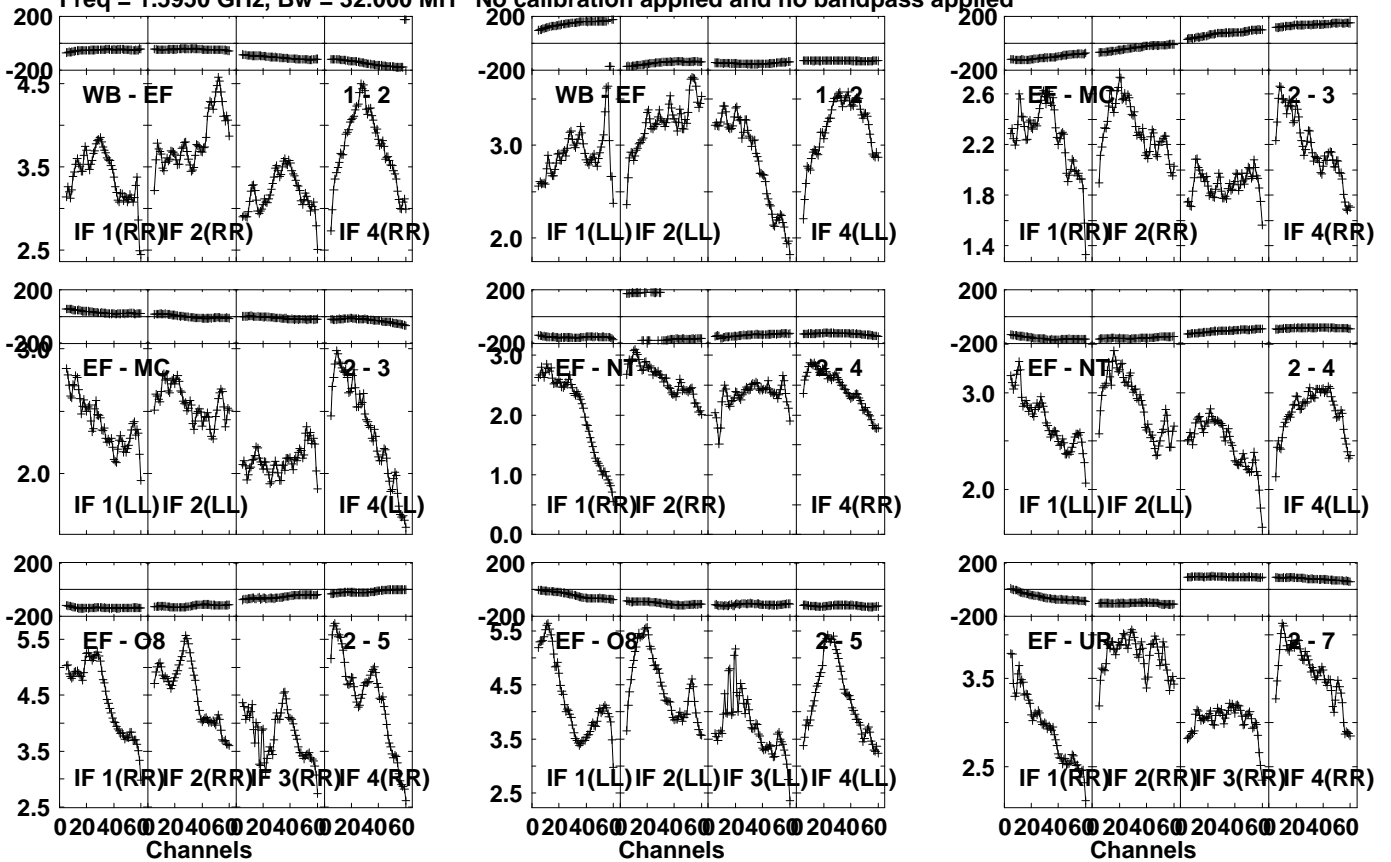


Lower frame: Milli Ampl Jy Top frame: Phas deg
Vector averaged cross-power spectrum Several baselines displayed
Timerange: 00/15:27:33 to 00/15:41:59

Plot file version 59 created 17-APR-2023 11:20:32

3C66A EV024A 1.UVDATA.1

Freq = 1.5950 GHz, Bw = 32.000 MH No calibration applied and no bandpass applied

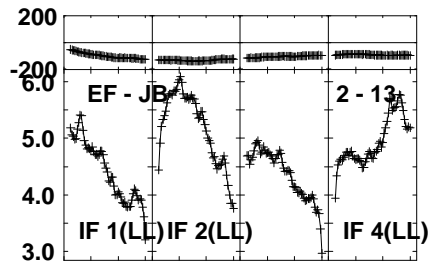
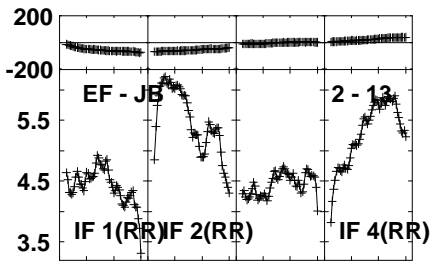
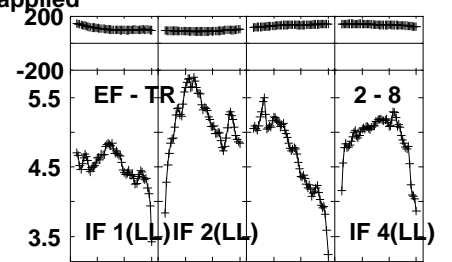
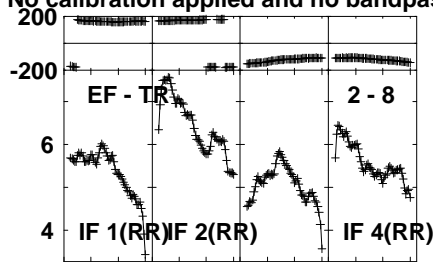
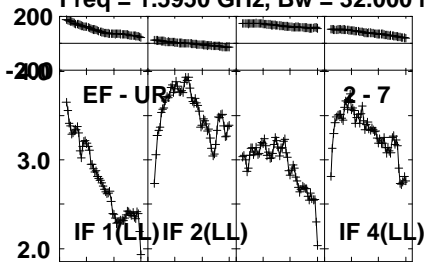


Lower frame: Milli Ampl Jy Top frame: Phas deg
Vector averaged cross-power spectrum Several baselines displayed
Timerange: 00/15:42:33 to 00/15:56:59

Plot file version 60 created 17-APR-2023 11:20:32

3C66A EV024A 1.UVDATA.1

Freq = 1.5950 GHz, Bw = 32.000 MH No calibration applied and no bandpass applied



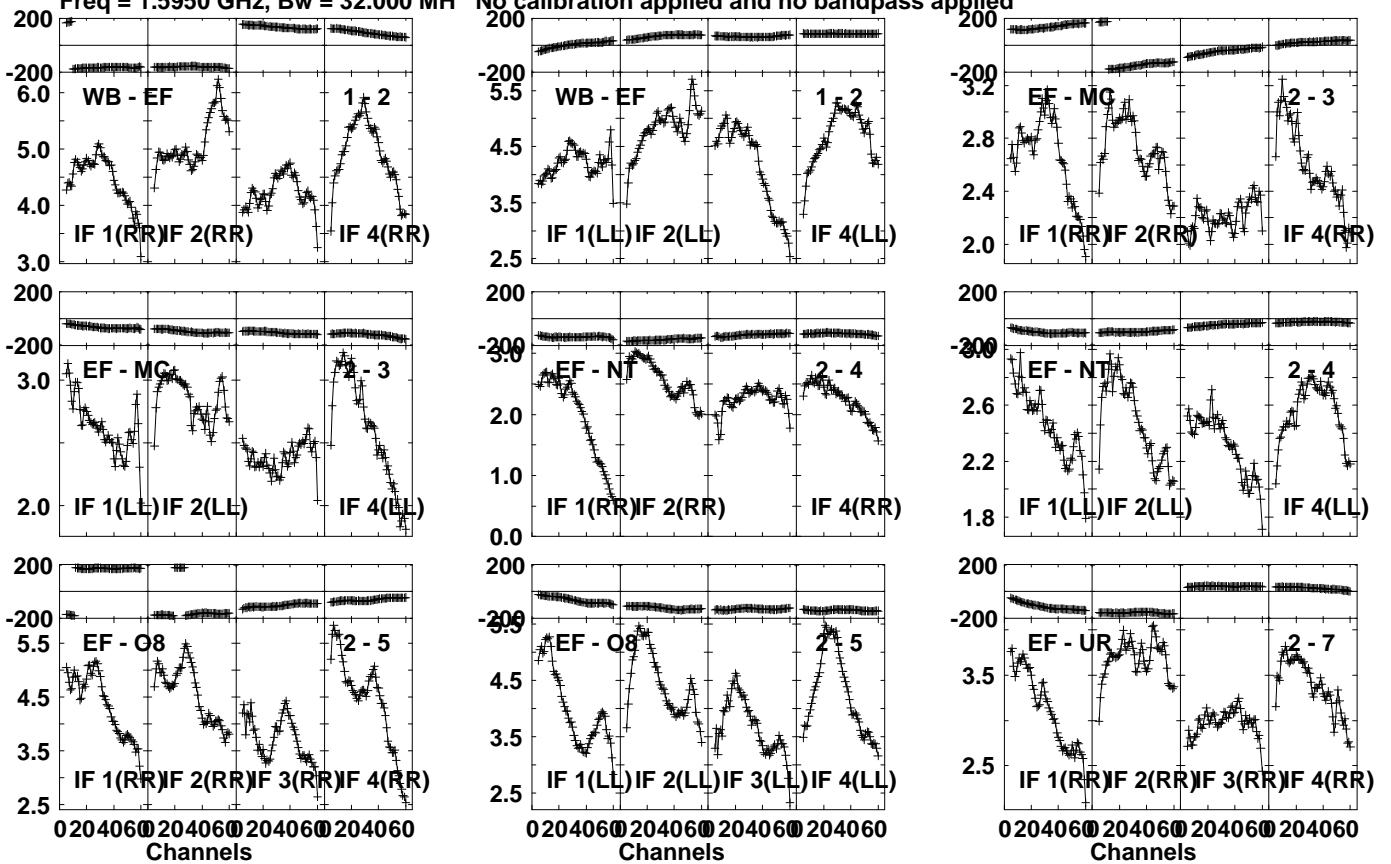
Lower frame: Milli Ampl Jy Top frame: Phas deg
Vector averaged cross-power spectrum Several baselines displayed
Timerange: 00/15:42:33 to 00/15:56:59

Plot file version 61 created 17-APR-2023 11:20:32

3C66A EV024A 1.UVDATA.1

Freq = 1.5950 GHz, Bw = 32.000 MH

No calibration applied and no bandpass applied

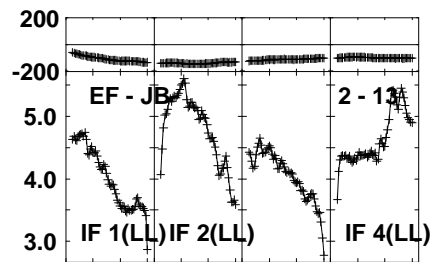
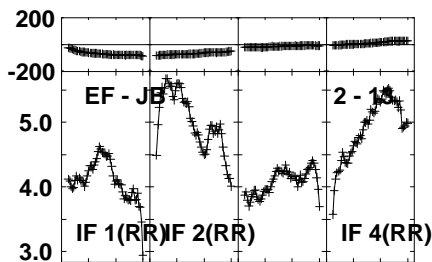
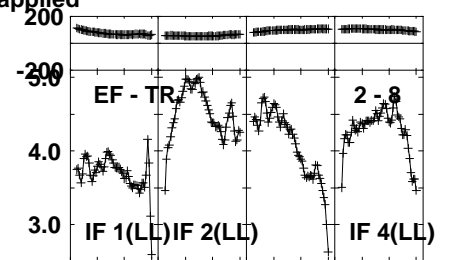
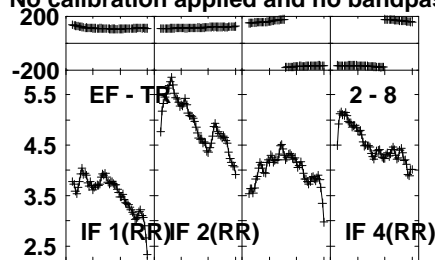
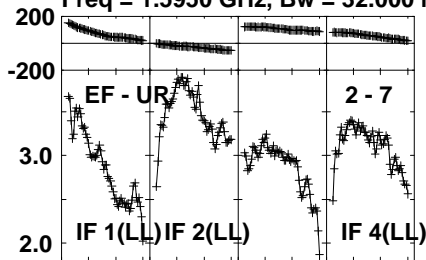


Lower frame: Milli Ampl Jy Top frame: Phas deg
Vector averaged cross-power spectrum Several baselines displayed
Timerange: 00/15:57:33 to 00/16:11:59

Plot file version 62 created 17-APR-2023 11:20:33

3C66A EV024A 1.UVDATA.1

Freq = 1.5950 GHz, Bw = 32.000 MH No calibration applied and no bandpass applied



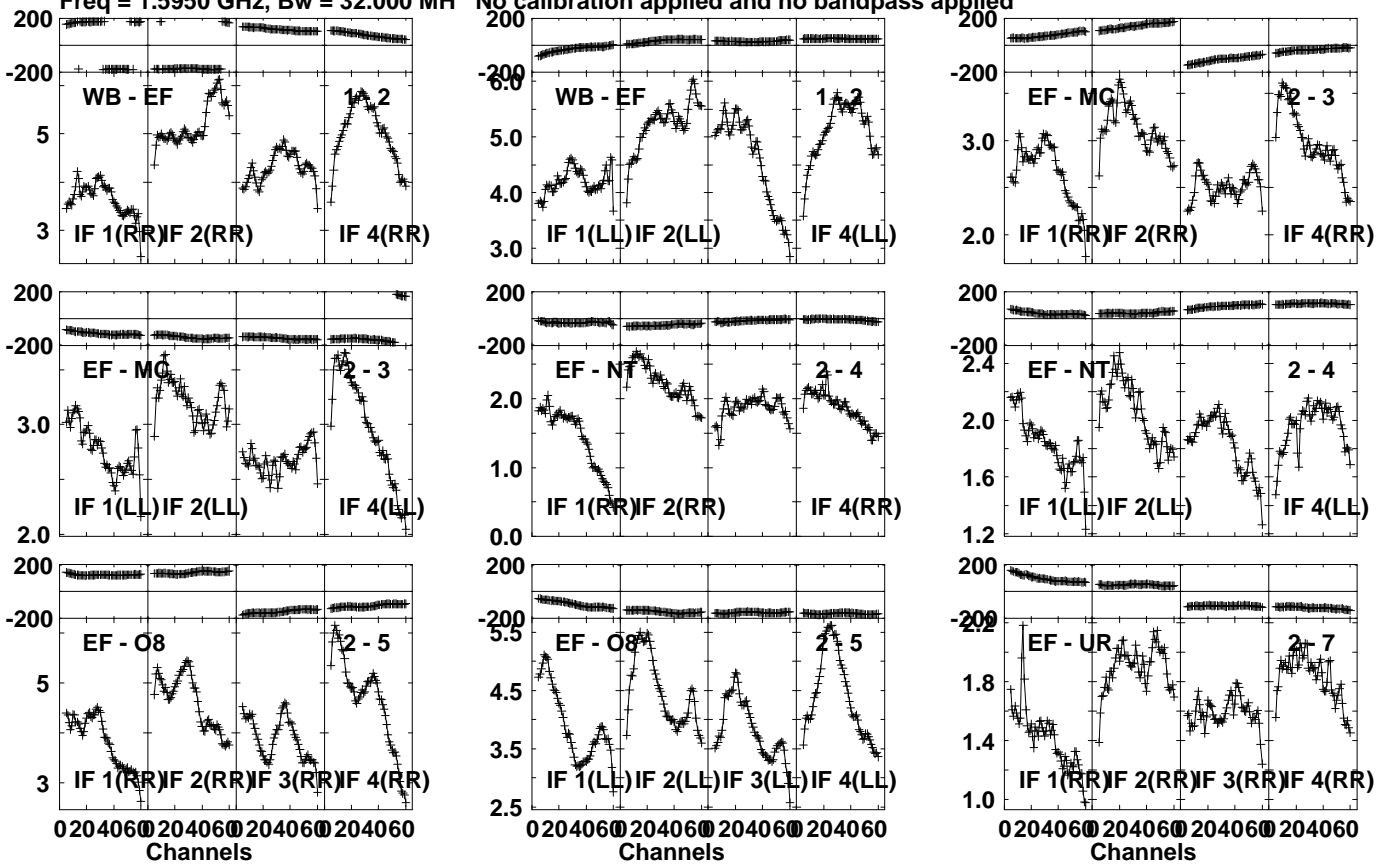
Lower frame: Milli Ampl Jy Top frame: Phas deg
Vector averaged cross-power spectrum Several baselines displayed
Timerange: 00/15:57:33 to 00/16:11:59

Plot file version 63 created 17-APR-2023 11:20:33

3C66A EV024A 1.UVDATA.1

Freq = 1.5950 GHz, Bw = 32.000 MH

No calibration applied and no bandpass applied

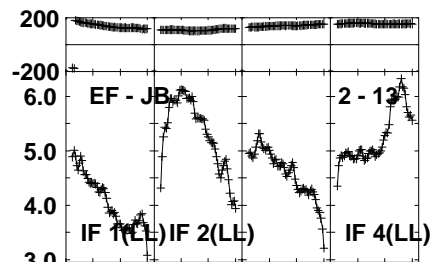
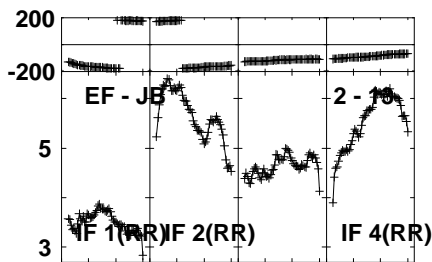
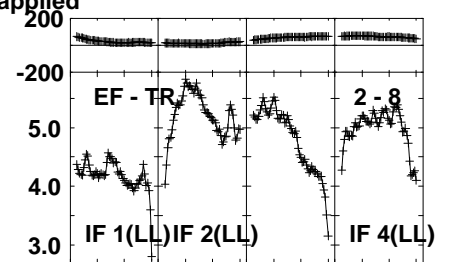
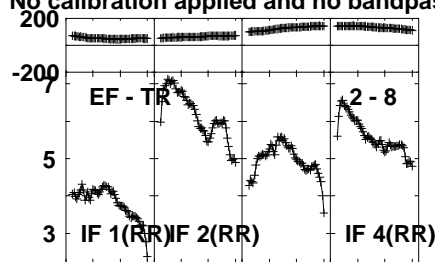
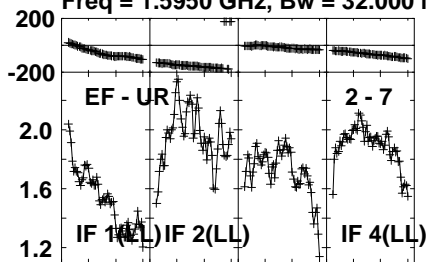


Lower frame: Milli Ampl Jy Top frame: Phas deg
Vector averaged cross-power spectrum Several baselines displayed
Timerange: 00/16:12:33 to 00/16:26:59

Plot file version 64 created 17-APR-2023 11:20:33

3C66A EV024A 1.UVDATA.1

Freq = 1.5950 GHz, Bw = 32.000 MH No calibration applied and no bandpass applied



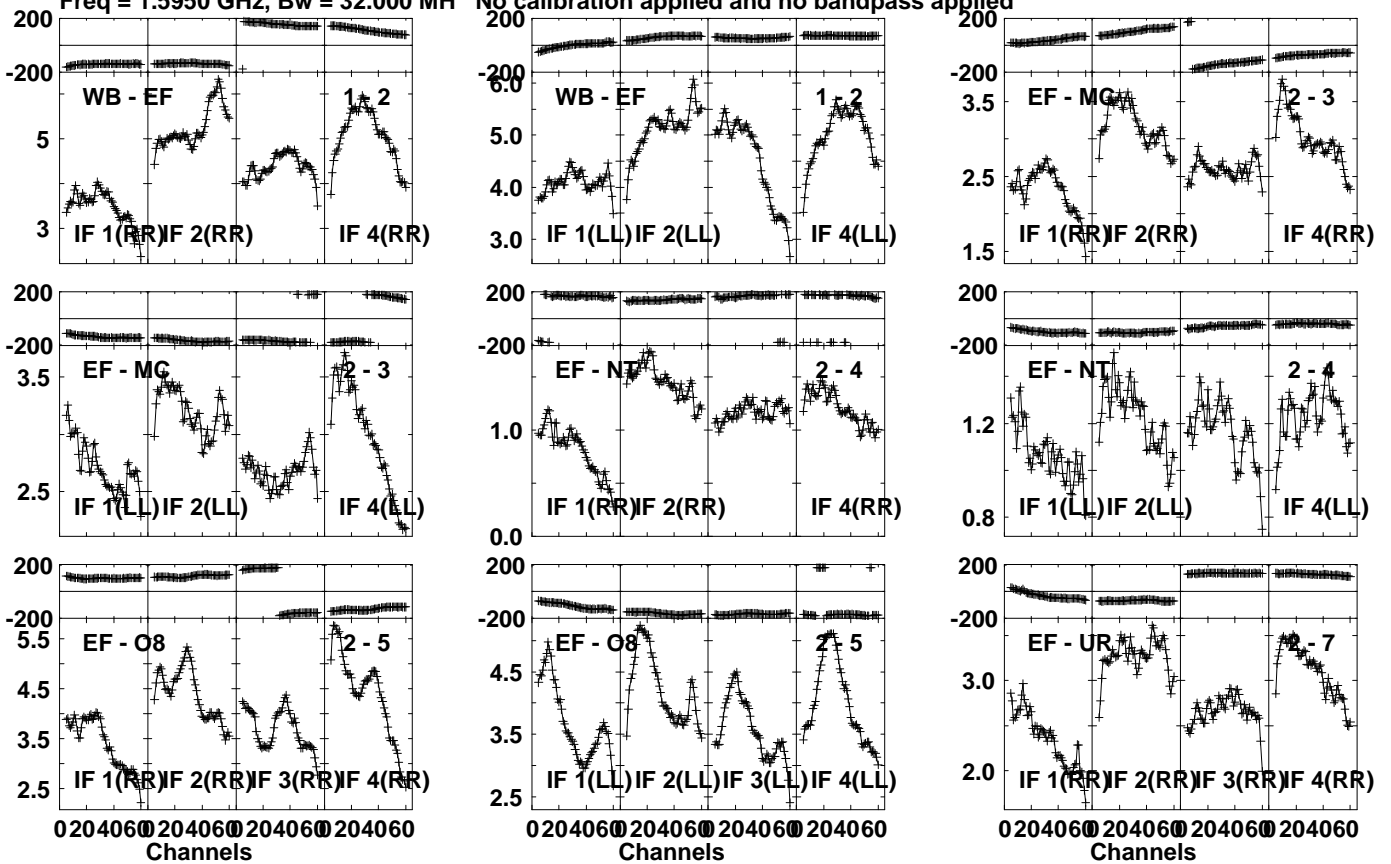
Lower frame: Milli Ampl Jy Top frame: Phas deg
Vector averaged cross-power spectrum Several baselines displayed
Timerange: 00/16:12:33 to 00/16:26:59

Plot file version 65 created 17-APR-2023 11:20:34

3C66A EV024A 1.UVDATA.1

Freq = 1.5950 GHz, Bw = 32.000 MH

No calibration applied and no bandpass applied

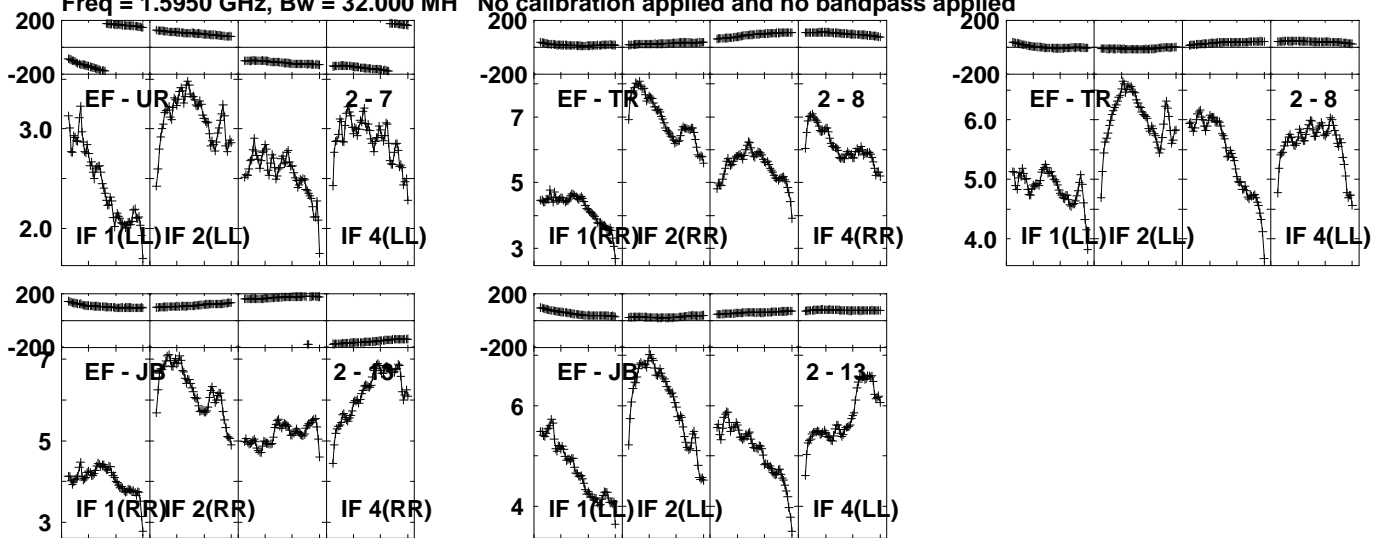


Lower frame: Milli Ampl Jy Top frame: Phas deg
Vector averaged cross-power spectrum Several baselines displayed
Timerange: 00/16:27:33 to 00/16:41:59

Plot file version 66 created 17-APR-2023 11:20:34

3C66A EV024A 1.UVDATA.1

Freq = 1.5950 GHz, Bw = 32.000 MH No calibration applied and no bandpass applied



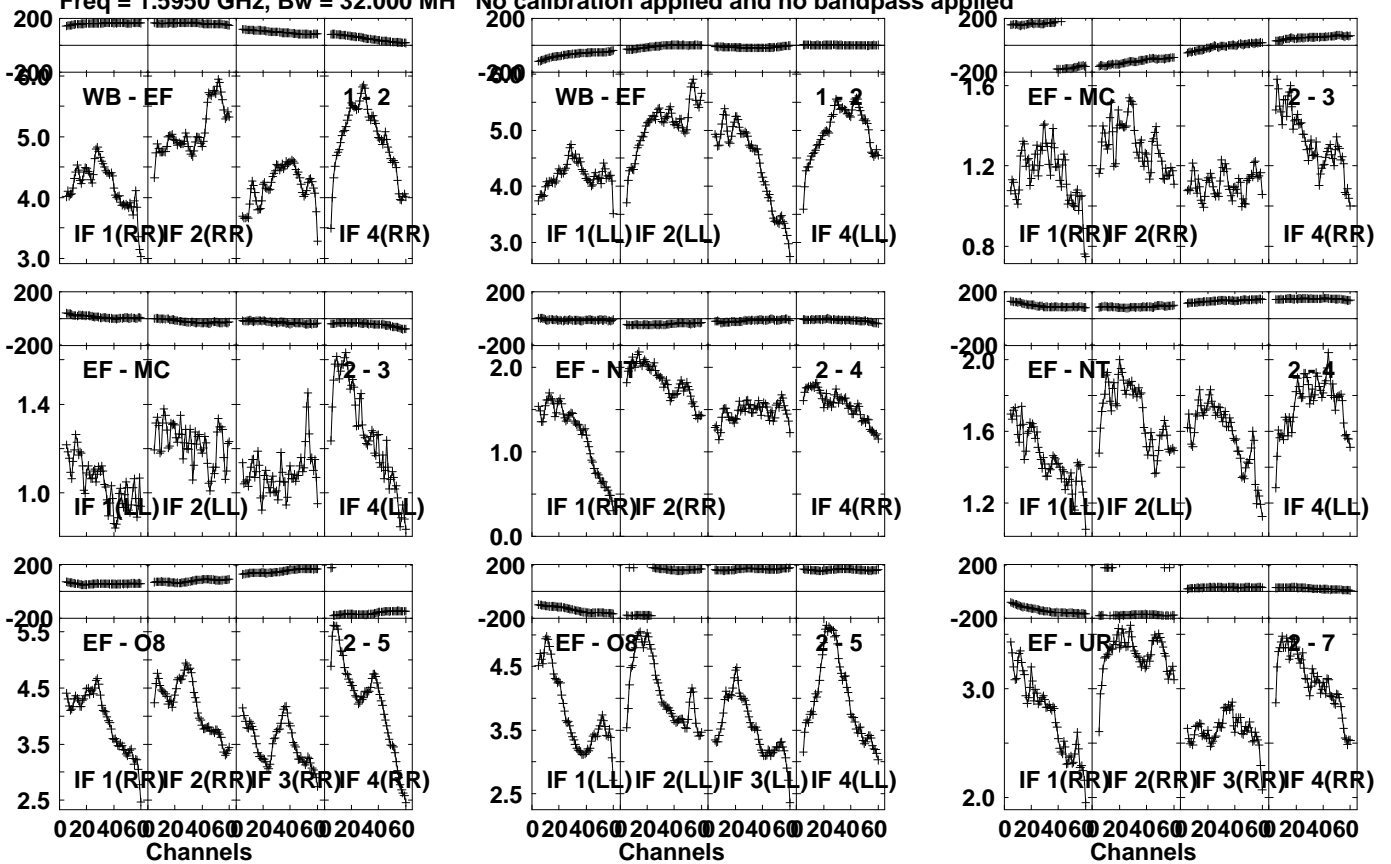
Lower frame: Milli Ampl Jy Top frame: Phas deg
Vector averaged cross-power spectrum Several baselines displayed
Timerange: 00/16:27:33 to 00/16:41:59

Plot file version 67 created 17-APR-2023 11:20:34

3C66A EV024A 1.UVDATA.1

Freq = 1.5950 GHz, Bw = 32.000 MH

No calibration applied and no bandpass applied

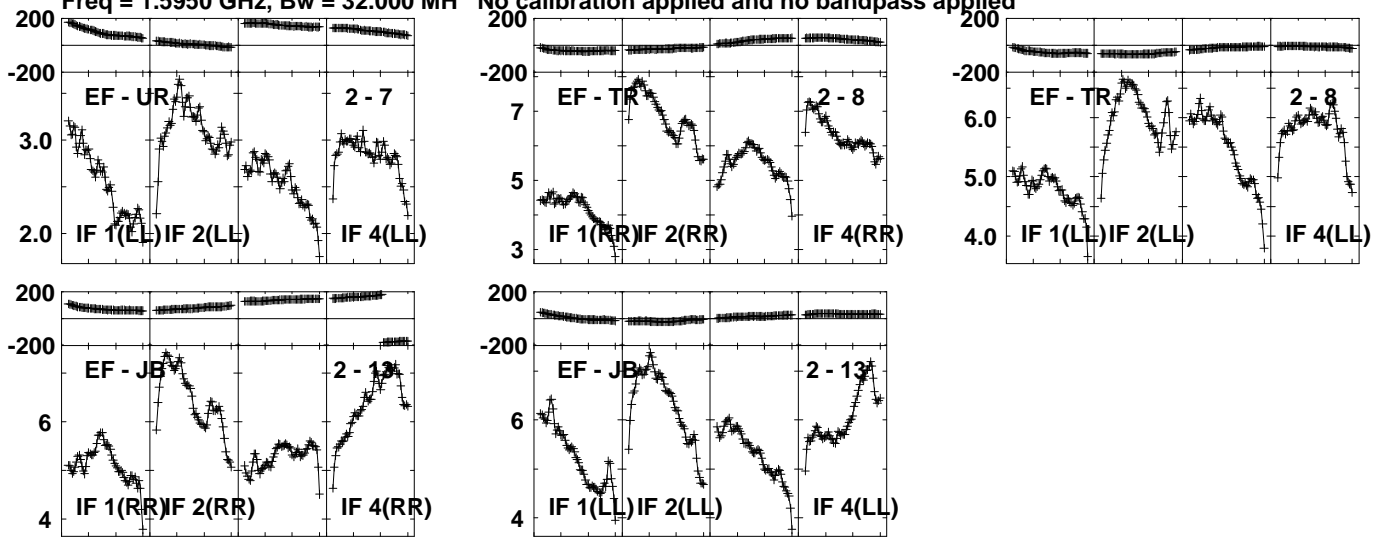


Lower frame: Milli Ampl Jy Top frame: Phas deg
Vector averaged cross-power spectrum Several baselines displayed
Timerange: 00/16:42:33 to 00/16:56:59

Plot file version 68 created 17-APR-2023 11:20:34

3C66A EV024A 1.UVDATA.1

Freq = 1.5950 GHz, Bw = 32.000 MH No calibration applied and no bandpass applied



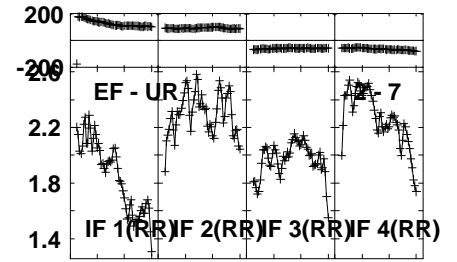
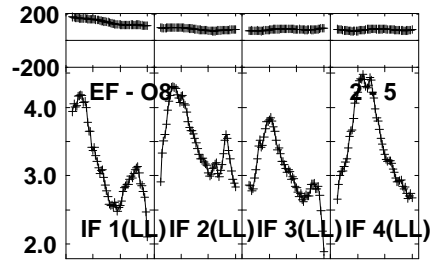
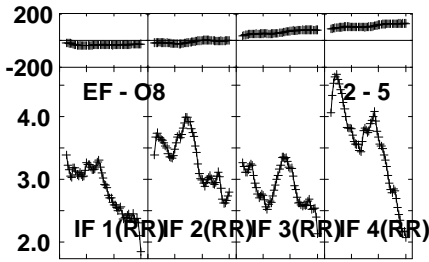
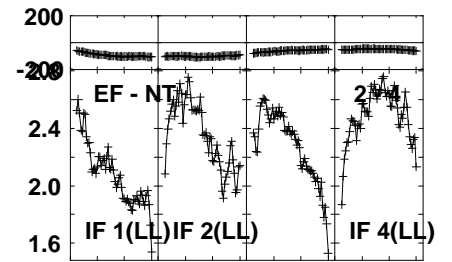
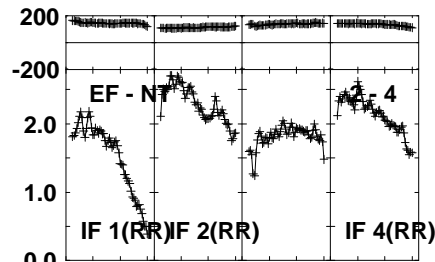
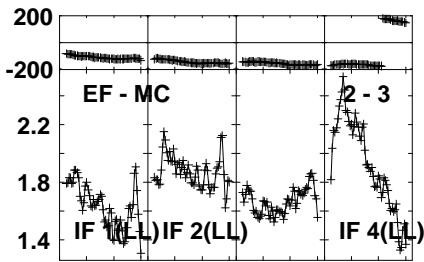
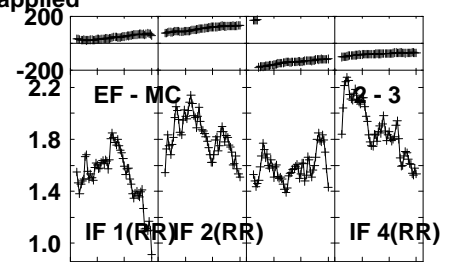
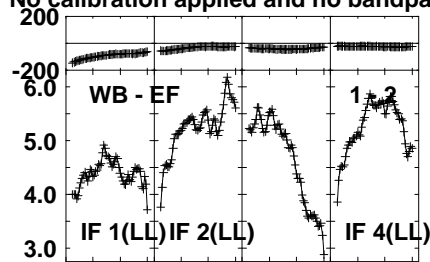
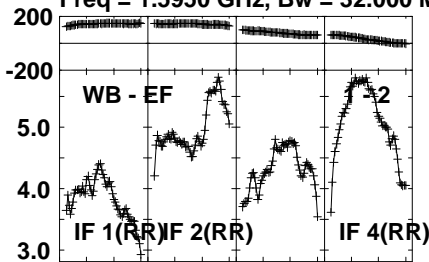
Lower frame: Milli Ampl Jy Top frame: Phas deg
Vector averaged cross-power spectrum Several baselines displayed
Timerange: 00/16:42:33 to 00/16:56:59

Plot file version 69 created 17-APR-2023 11:20:35

3C66A EV024A 1.UVDATA.1

Freq = 1.5950 GHz, Bw = 32.000 MH

No calibration applied and no bandpass applied



0204060 204060 204060 204060
Channels

0204060 204060 204060 204060
Channels

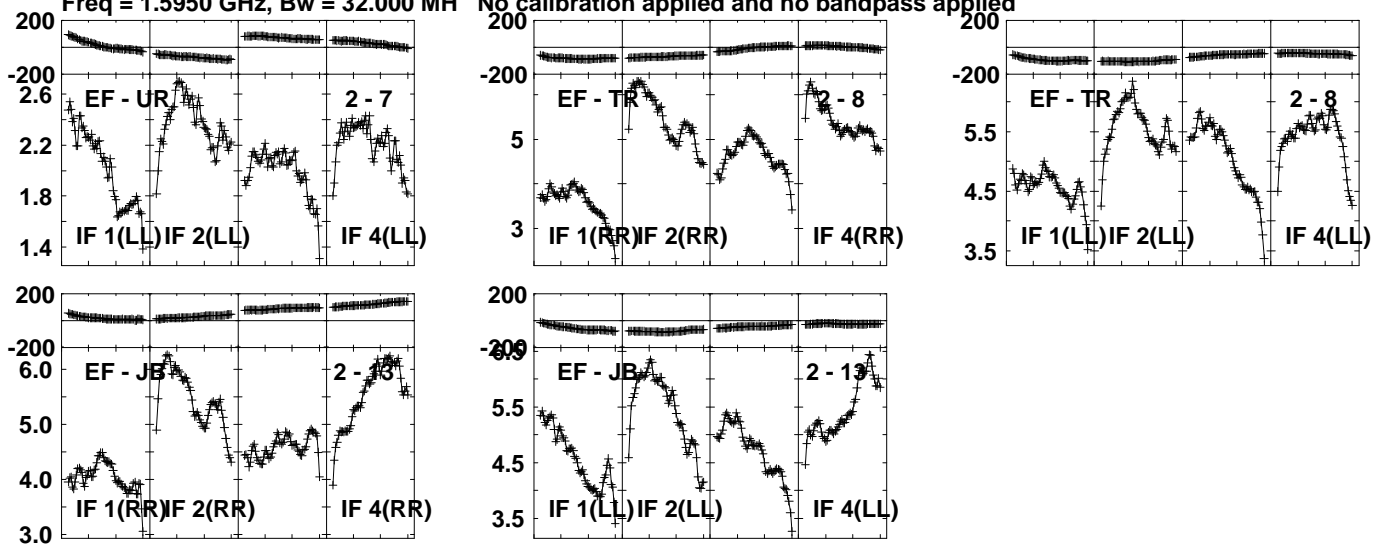
0204060 204060 204060 204060
Channels

Lower frame: Milli Ampl Jy Top frame: Phas deg
Vector averaged cross-power spectrum Several baselines displayed
Timerange: 00/16:57:33 to 00/17:11:59

Plot file version 70 created 17-APR-2023 11:20:35

3C66A EV024A 1.UVDATA.1

Freq = 1.5950 GHz, Bw = 32.000 MH No calibration applied and no bandpass applied



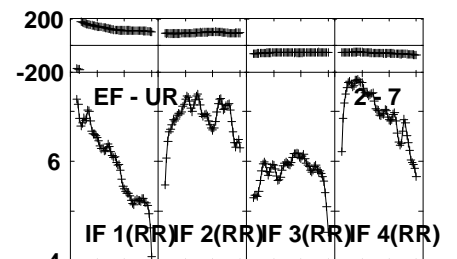
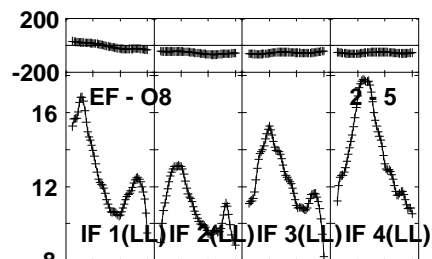
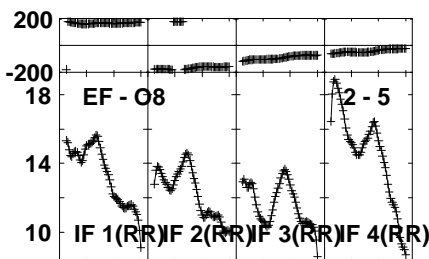
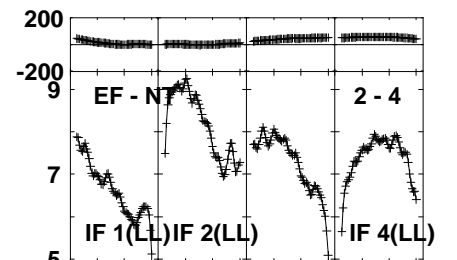
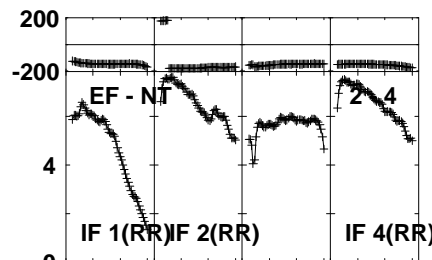
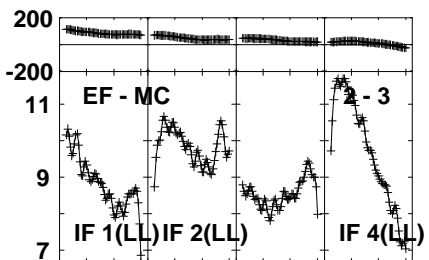
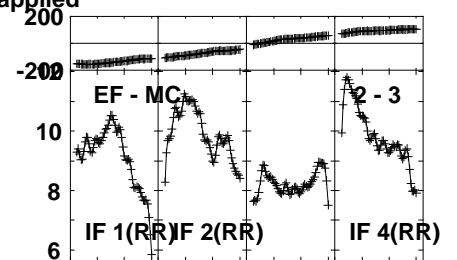
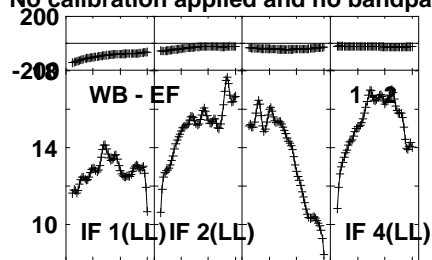
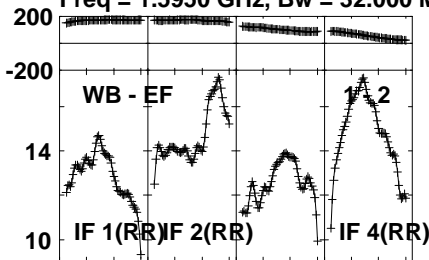
Lower frame: Milli Ampl Jy Top frame: Phas deg
Vector averaged cross-power spectrum Several baselines displayed
Timerange: 00/16:57:33 to 00/17:11:59

Plot file version 71 created 17-APR-2023 11:20:35

0133+476 EV024A 1.UVDATA.1

Freq = 1.5950 GHz, Bw = 32.000 MH

No calibration applied and no bandpass applied



0204060 204060 204060 204060
Channels

0204060 204060 204060 204060
Channels

0204060 204060 204060 204060
Channels

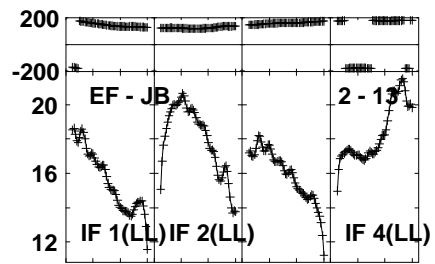
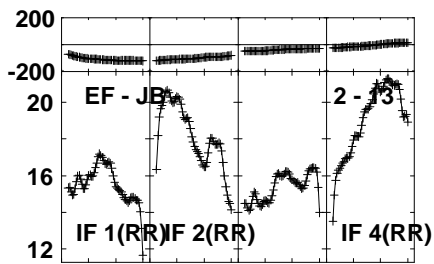
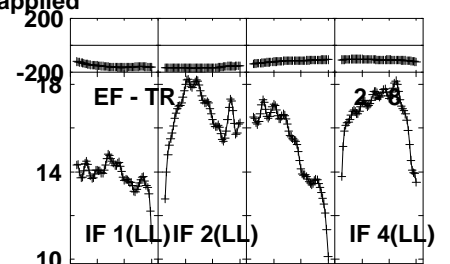
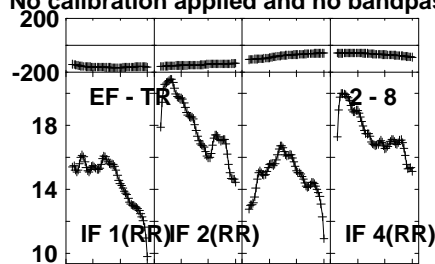
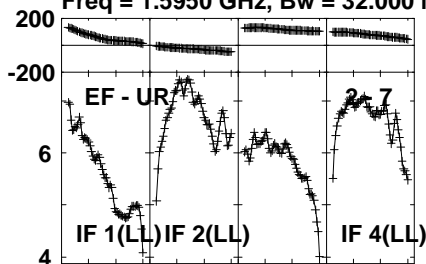
Lower frame: Milli Ampl Jy Top frame: Phas deg
Vector averaged cross-power spectrum Several baselines displayed
Timerange: 00/17:15:01 to 00/17:19:59

Plot file version 72 created 17-APR-2023 11:20:35

0133+476 EV024A 1.UVDATA.1

Freq = 1.5950 GHz, Bw = 32.000 MH

No calibration applied and no bandpass applied



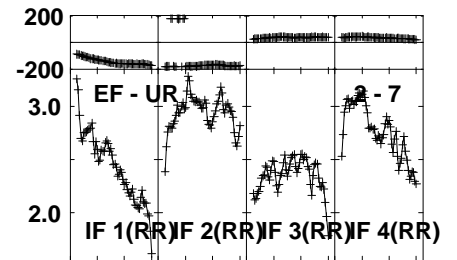
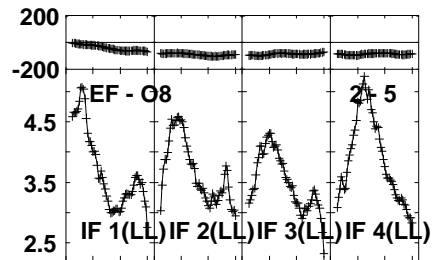
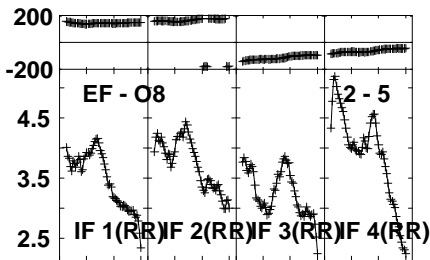
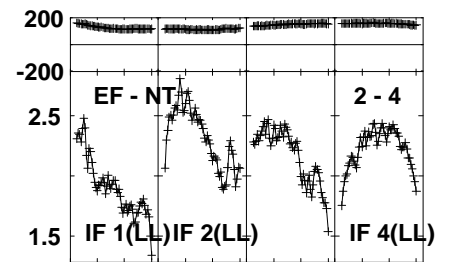
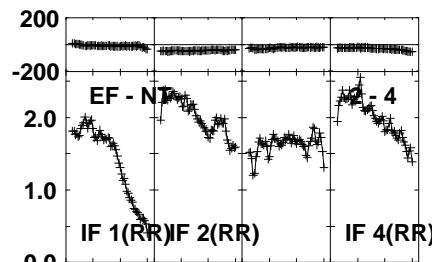
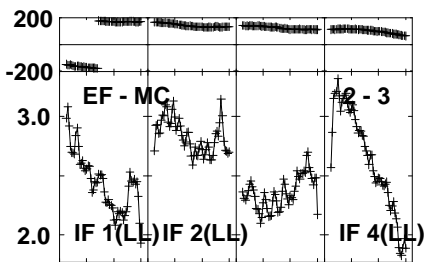
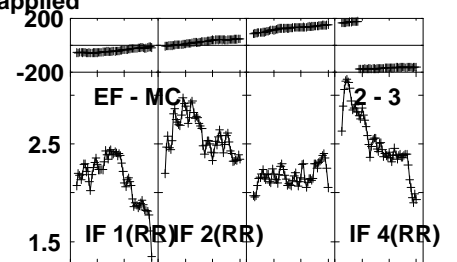
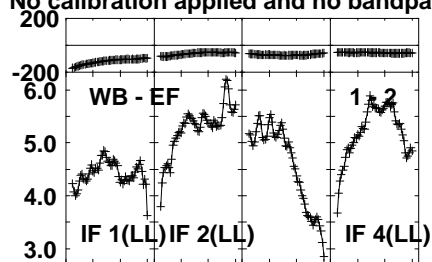
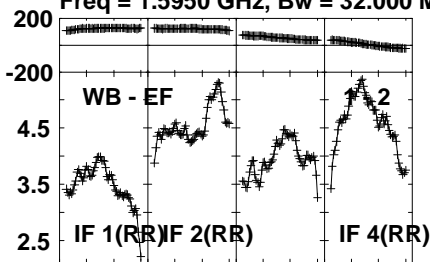
Lower frame: Milli Ampl Jy Top frame: Phas deg
Vector averaged cross-power spectrum Several baselines displayed
Timerange: 00/17:15:01 to 00/17:19:59

Plot file version 73 created 17-APR-2023 11:20:36

3C66A EV024A 1.UVDATA.1

Freq = 1.5950 GHz, Bw = 32.000 MH

No calibration applied and no bandpass applied



0204060 204060 204060 204060
Channels

0204060 204060 204060 204060
Channels

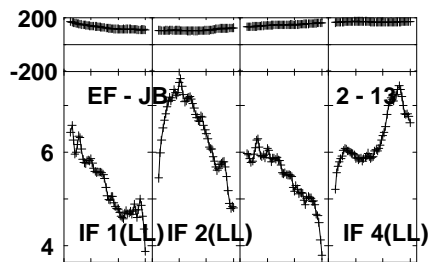
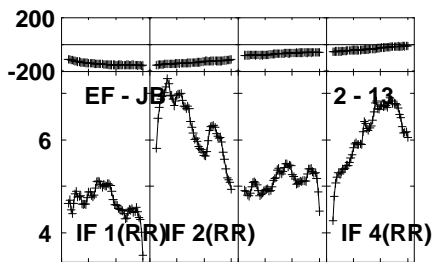
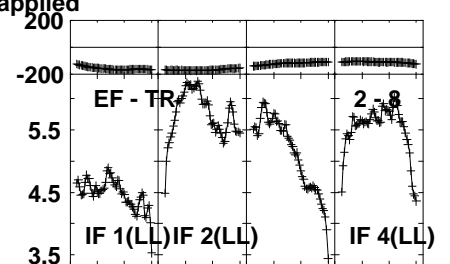
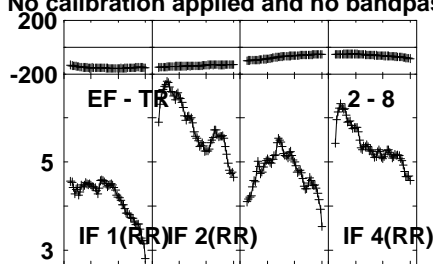
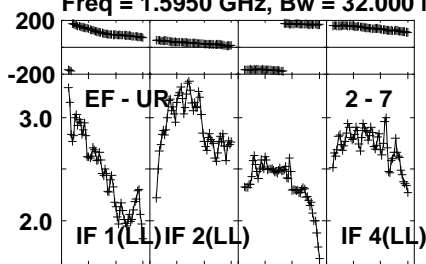
0204060 204060 204060 204060
Channels

Lower frame: Milli Ampl Jy Top frame: Phas deg
Vector averaged cross-power spectrum Several baselines displayed
Timerange: 00/17:23:03 to 00/17:35:59

Plot file version 74 created 17-APR-2023 11:20:36

3C66A EV024A 1.UVDATA.1

Freq = 1.5950 GHz, Bw = 32.000 MH No calibration applied and no bandpass applied

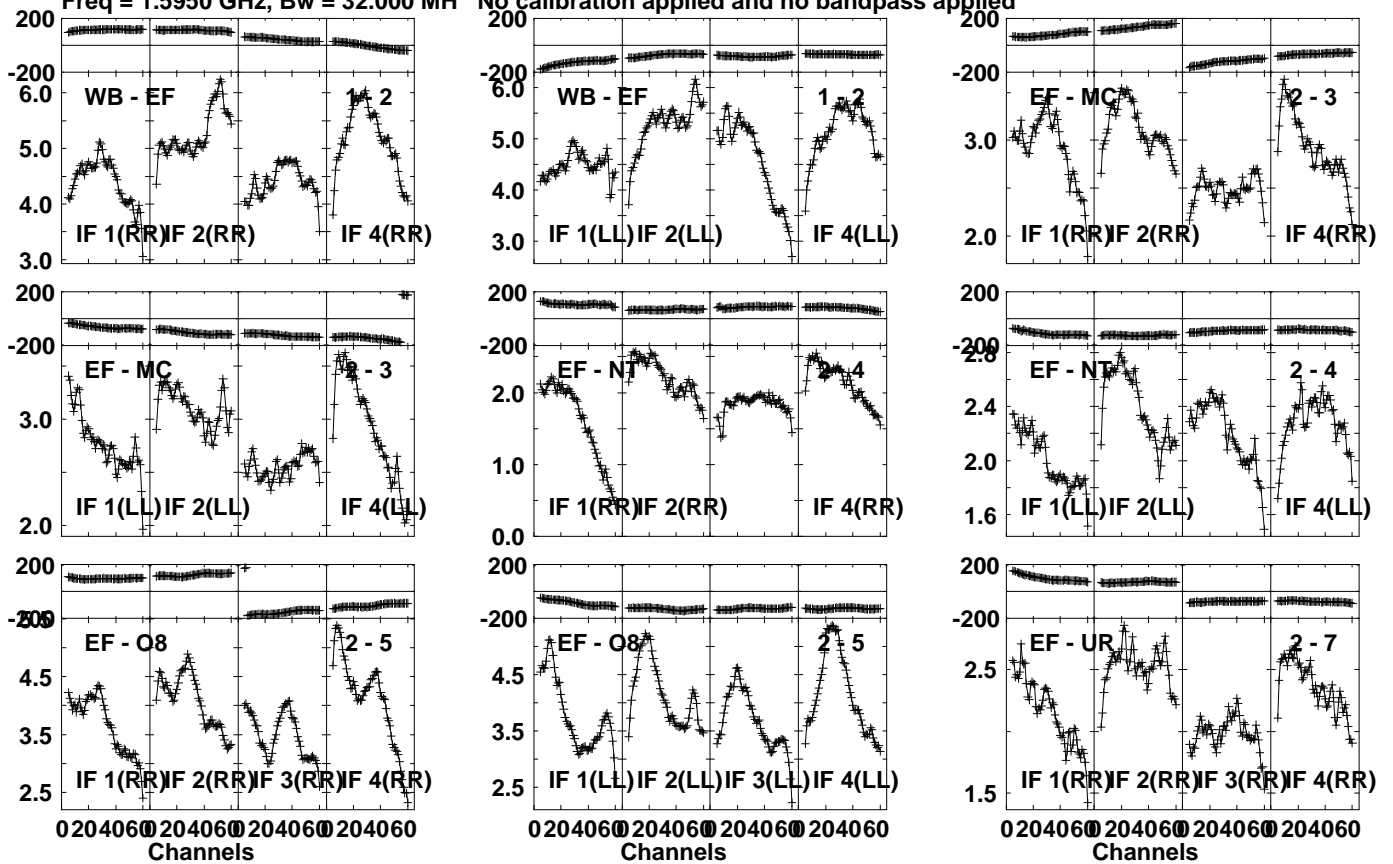


Lower frame: Milli Ampl Jy Top frame: Phas deg
Vector averaged cross-power spectrum Several baselines displayed
Timerange: 00/17:23:03 to 00/17:35:59

Plot file version 75 created 17-APR-2023 11:20:36

3C66A EV024A 1.UVDATA.1

Freq = 1.5950 GHz, Bw = 32.000 MH No calibration applied and no bandpass applied

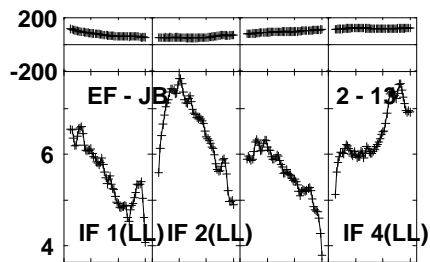
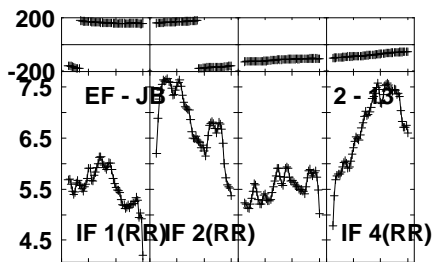
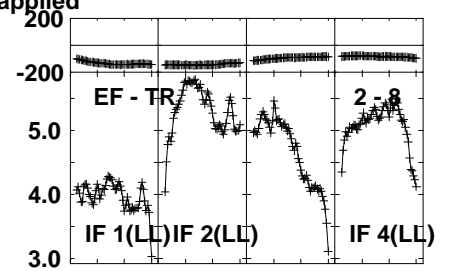
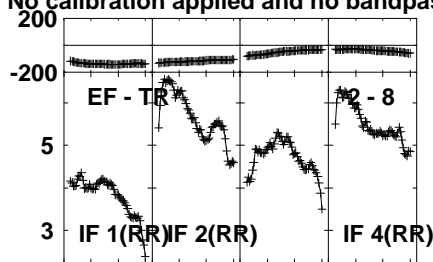
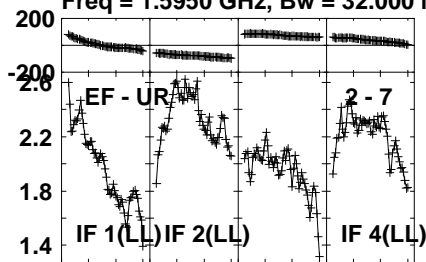


Lower frame: Milli Ampl Jy Top frame: Phas deg
 Vector averaged cross-power spectrum Several baselines displayed
 Timerange: 00/17:36:33 to 00/17:50:59

Plot file version 76 created 17-APR-2023 11:20:36

3C66A EV024A 1.UVDATA.1

Freq = 1.5950 GHz, Bw = 32.000 MH No calibration applied and no bandpass applied

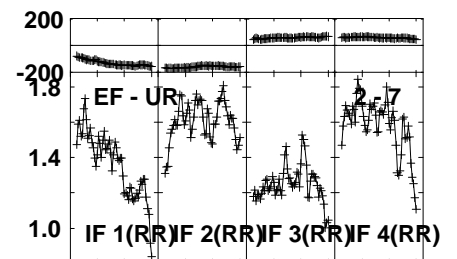
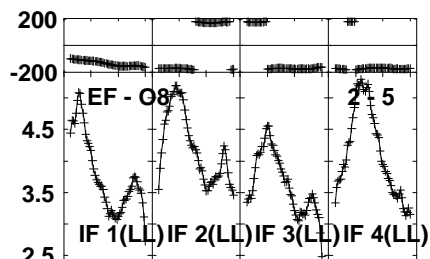
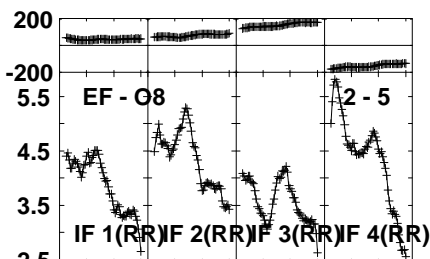
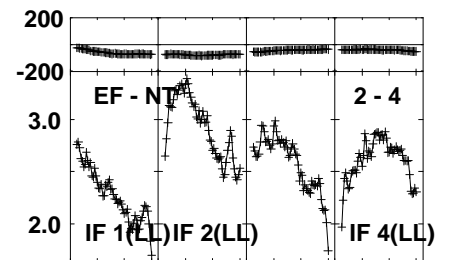
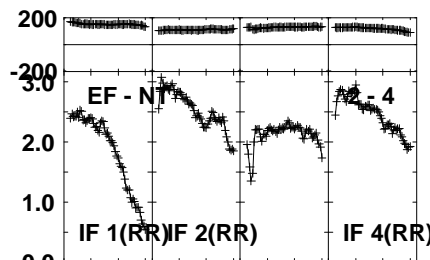
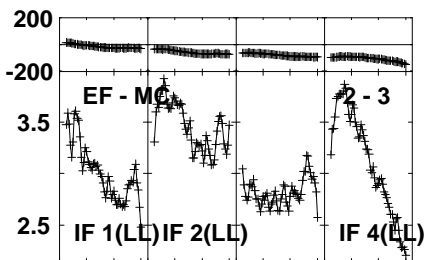
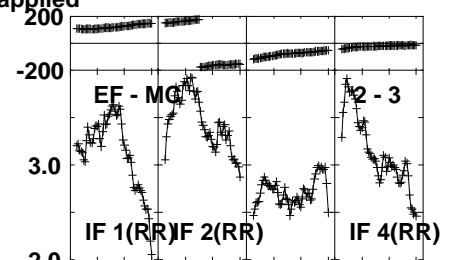
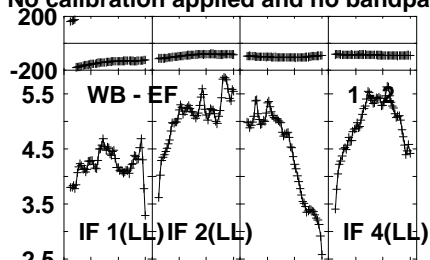
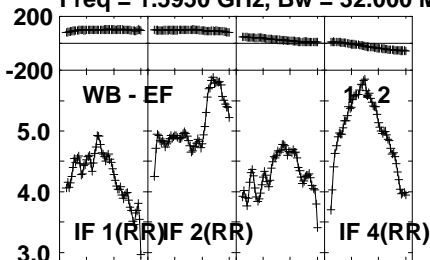


Lower frame: Milli Ampl Jy Top frame: Phas deg
Vector averaged cross-power spectrum Several baselines displayed
Timerange: 00/17:36:33 to 00/17:50:59

Plot file version 77 created 17-APR-2023 11:20:37

3C66A EV024A 1.UVDATA.1

Freq = 1.5950 GHz, Bw = 32.000 MH No calibration applied and no bandpass applied



020406@20406@20406@20406@
Channels

020406@20406@20406@20406@
Channels

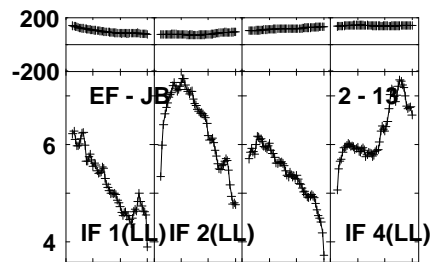
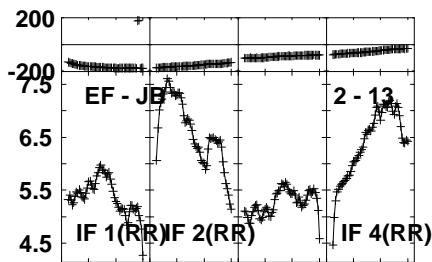
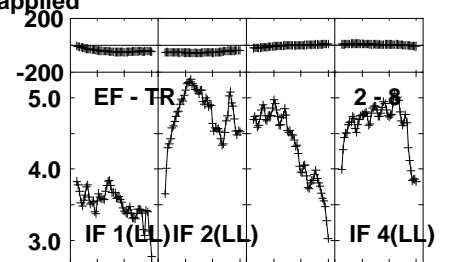
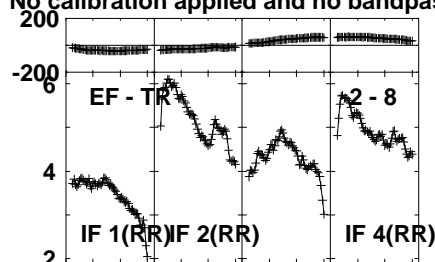
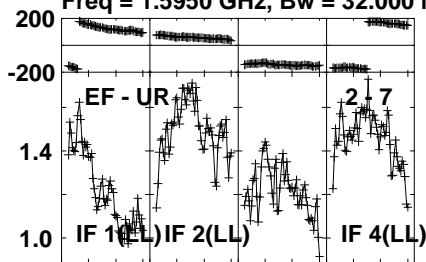
020406@20406@20406@20406@
Channels

Lower frame: Milli Ampl Jy Top frame: Phas deg
Vector averaged cross-power spectrum Several baselines displayed
Timerange: 00/17:51:33 to 00/18:05:59

Plot file version 78 created 17-APR-2023 11:20:37

3C66A EV024A 1.UVDATA.1

Freq = 1.5950 GHz, Bw = 32.000 MH No calibration applied and no bandpass applied



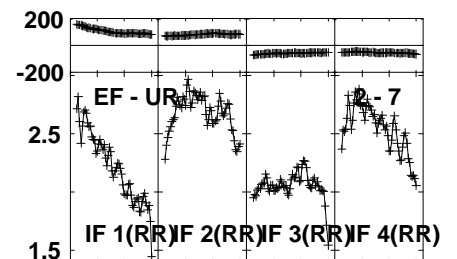
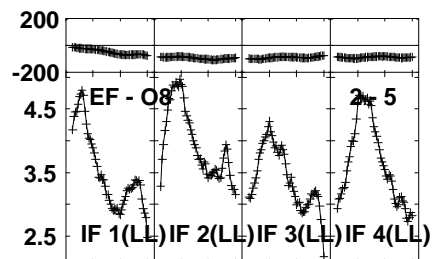
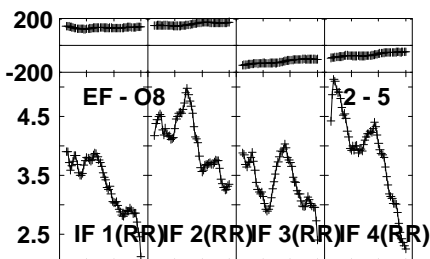
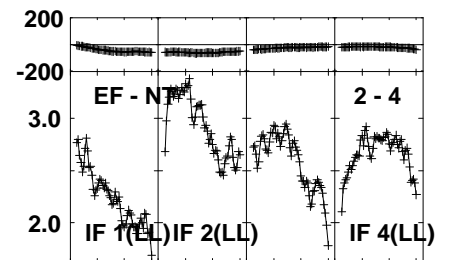
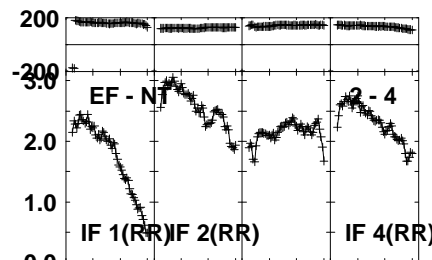
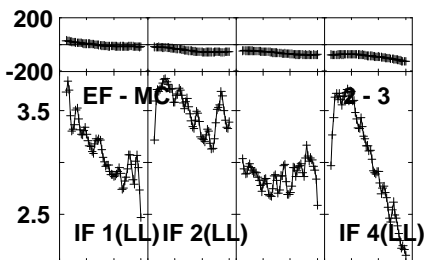
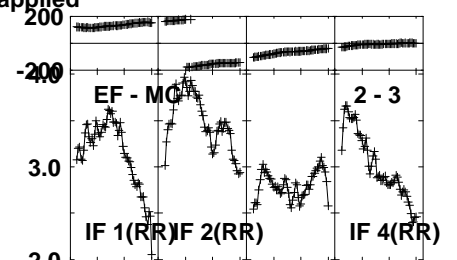
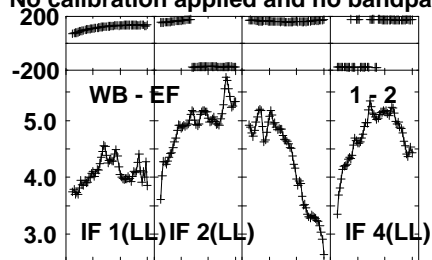
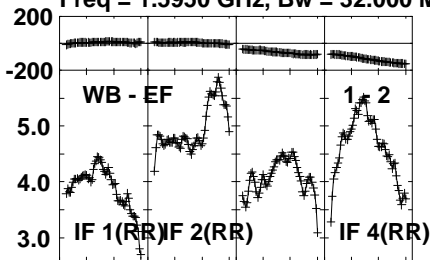
Lower frame: Milli Ampl Jy Top frame: Phas deg
Vector averaged cross-power spectrum Several baselines displayed
Timerange: 00/17:51:33 to 00/18:05:59

Plot file version 79 created 17-APR-2023 11:20:37

3C66A EV024A 1.UVDATA.1

Freq = 1.5950 GHz, Bw = 32.000 MH

No calibration applied and no bandpass applied



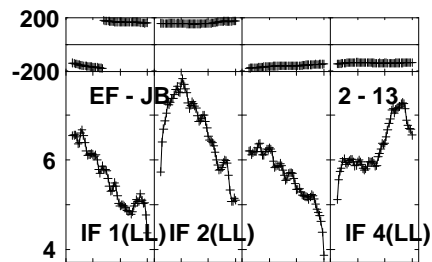
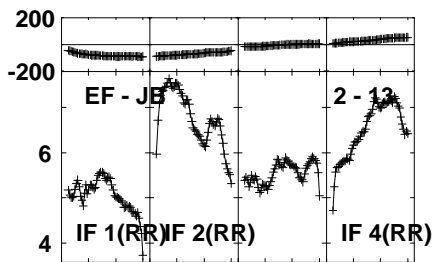
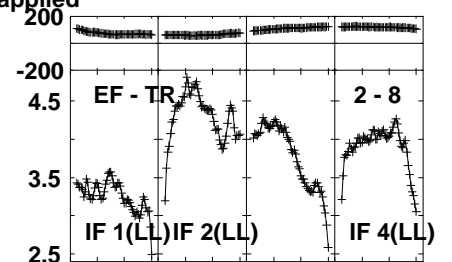
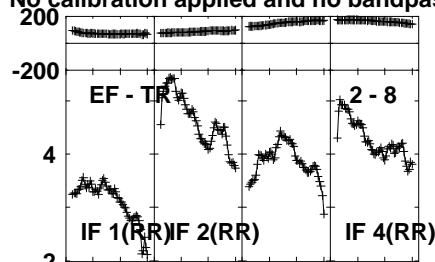
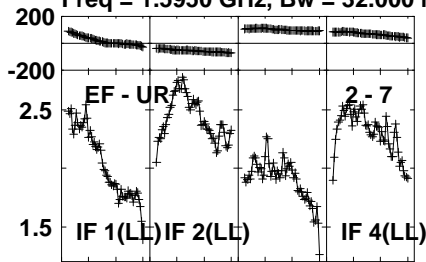
Lower frame: Milli Ampl Jy Top frame: Phas deg
Vector averaged cross-power spectrum Several baselines displayed
Timerange: 00:18:06:33 to 00:18:20:59

Plot file version 80 created 17-APR-2023 11:20:38

3C66A EV024A 1.UVDATA.1

Freq = 1.5950 GHz, Bw = 32.000 MH

No calibration applied and no bandpass applied



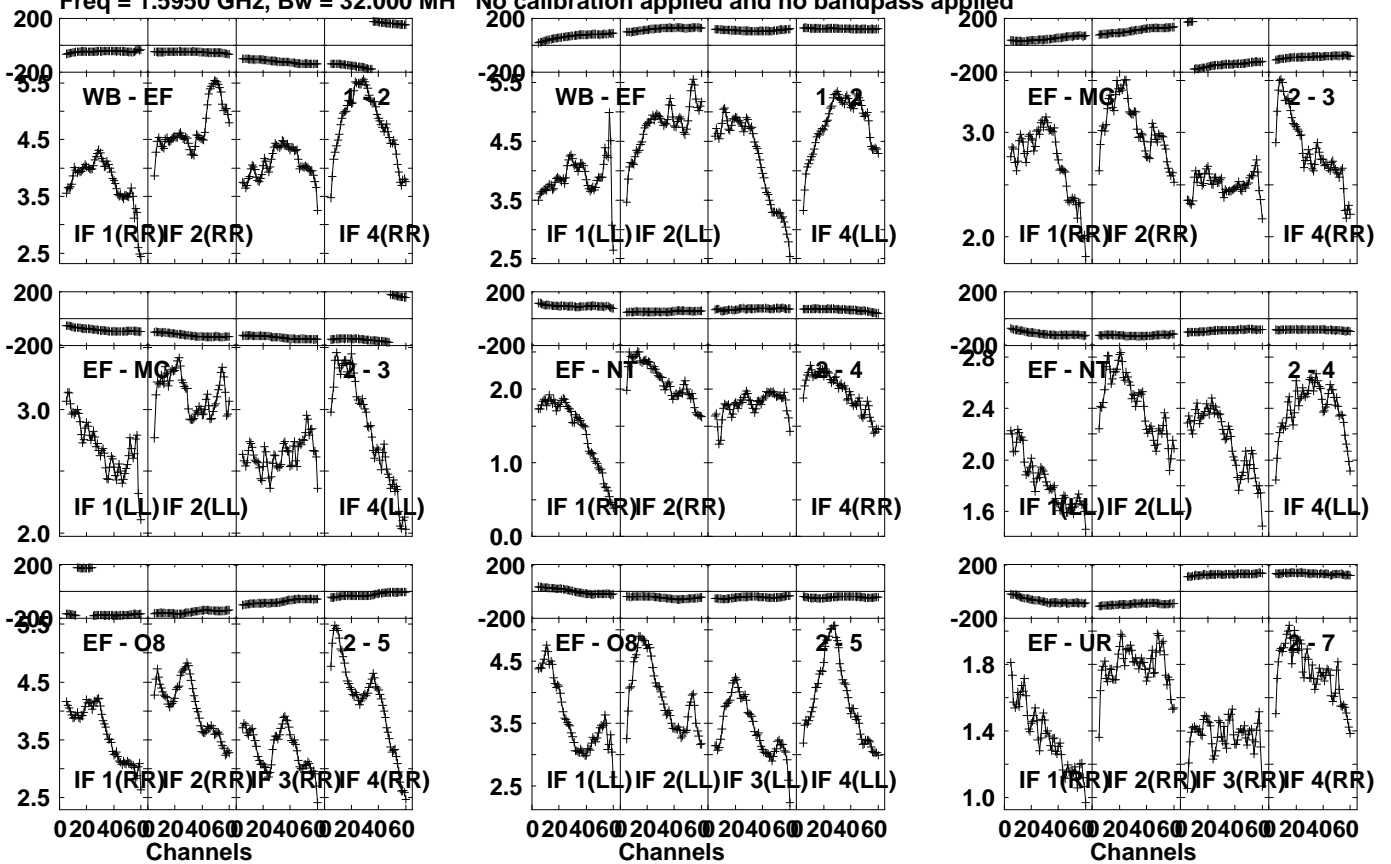
Lower frame: Milli Ampl Jy Top frame: Phas deg
Vector averaged cross-power spectrum Several baselines displayed
Timerange: 00/18:06:33 to 00/18:20:59

Plot file version 81 created 17-APR-2023 11:20:38

3C66A EV024A 1.UVDATA.1

Freq = 1.5950 GHz, Bw = 32.000 MH

No calibration applied and no bandpass applied



Lower frame: Milli Ampl Jy Top frame: Phas deg

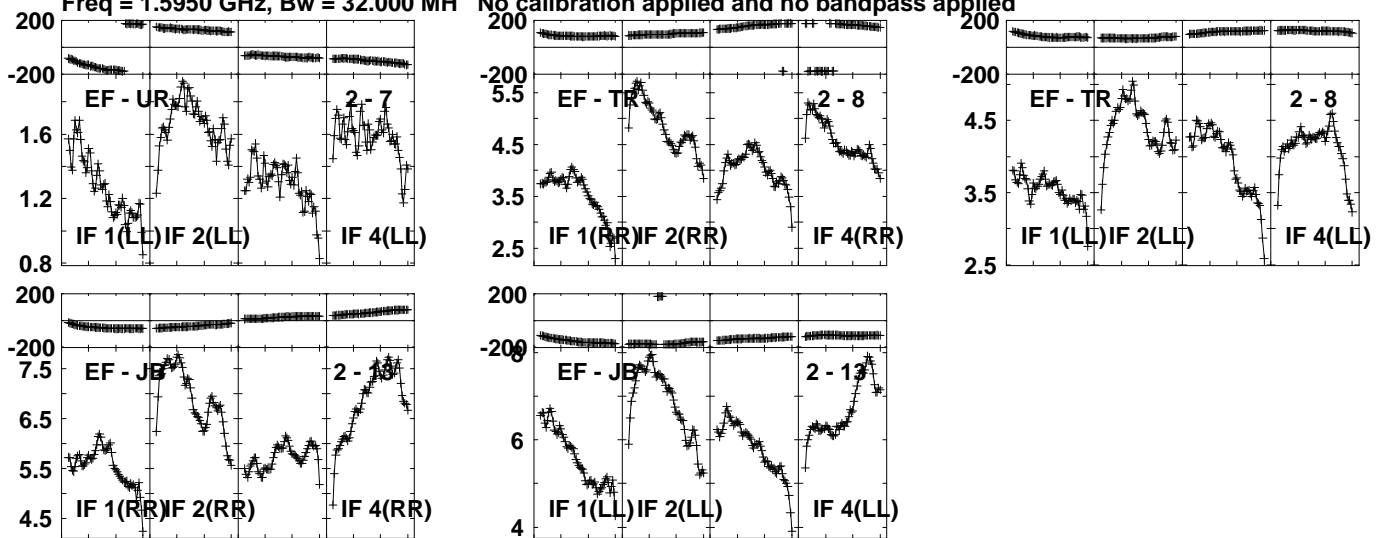
Vector averaged cross-power spectrum Several baselines displayed

Timerange: 00/18:21:33 to 00/18:35:59

Plot file version 82 created 17-APR-2023 11:20:38

3C66A EV024A 1.UVDATA.1

Freq = 1.5950 GHz, Bw = 32.000 MH No calibration applied and no bandpass applied



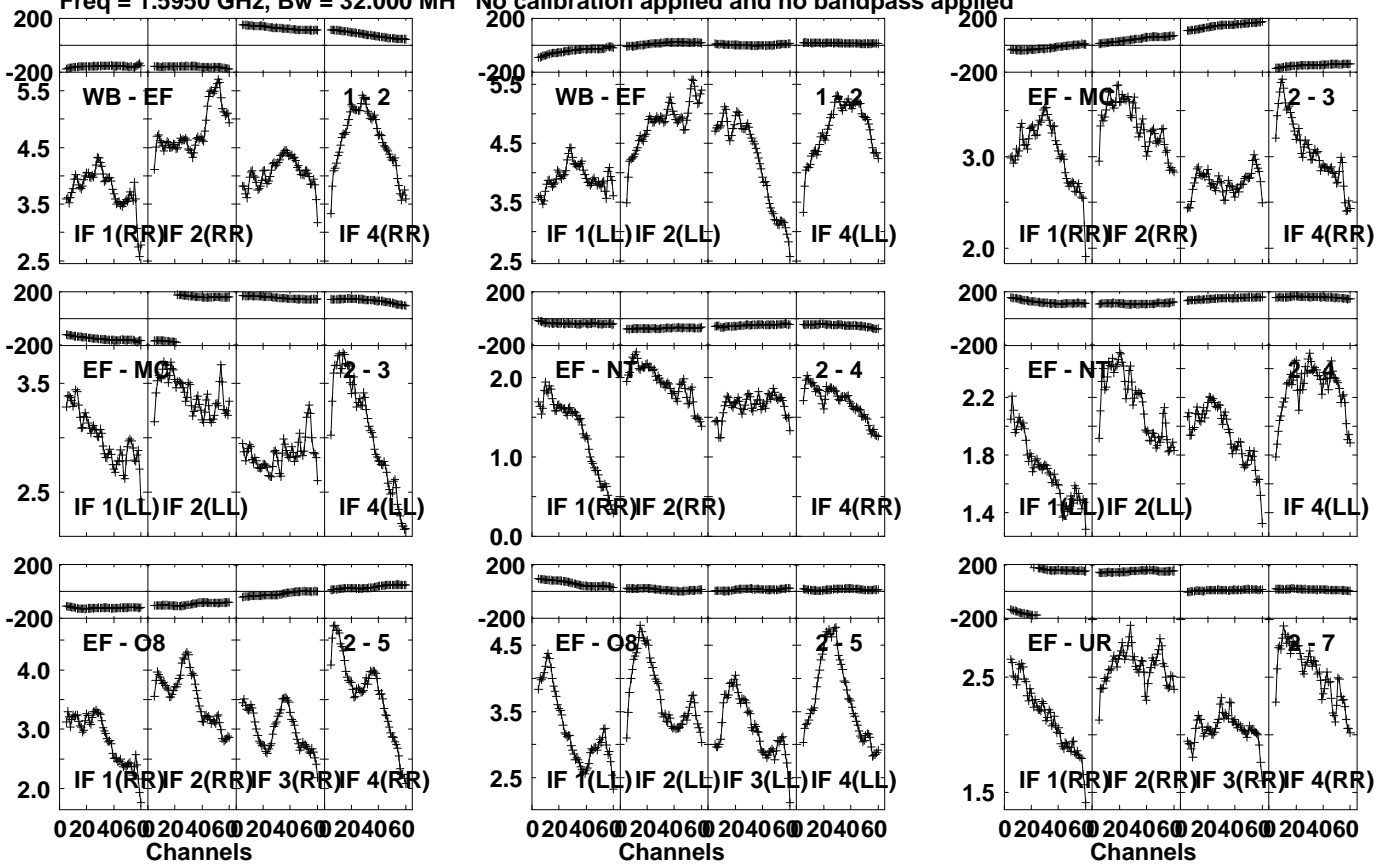
Lower frame: Milli Ampl Jy Top frame: Phas deg
Vector averaged cross-power spectrum Several baselines displayed
Timerange: 00/18:21:33 to 00/18:35:59

Plot file version 83 created 17-APR-2023 11:20:39

3C66A EV024A 1.UVDATA.1

Freq = 1.5950 GHz, Bw = 32.000 MH

No calibration applied and no bandpass applied

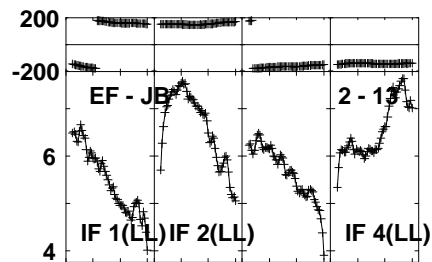
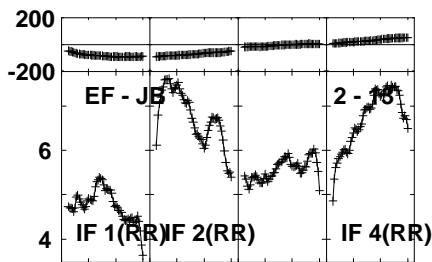
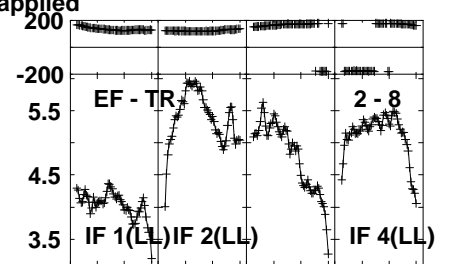
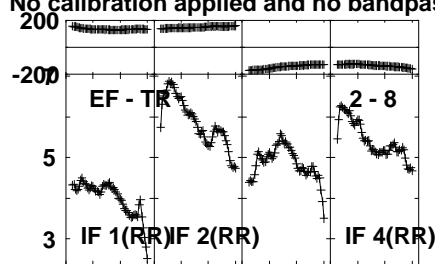
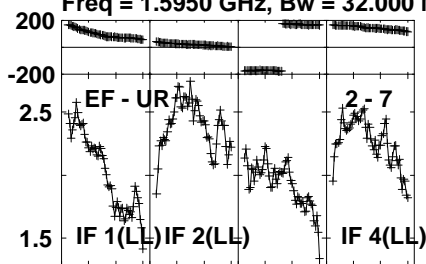


Lower frame: Milli Ampl Jy Top frame: Phas deg
Vector averaged cross-power spectrum Several baselines displayed
Timerange: 00/18:36:33 to 00/18:50:59

Plot file version 84 created 17-APR-2023 11:20:39

3C66A EV024A 1.UVDATA.1

Freq = 1.5950 GHz, Bw = 32.000 MH No calibration applied and no bandpass applied



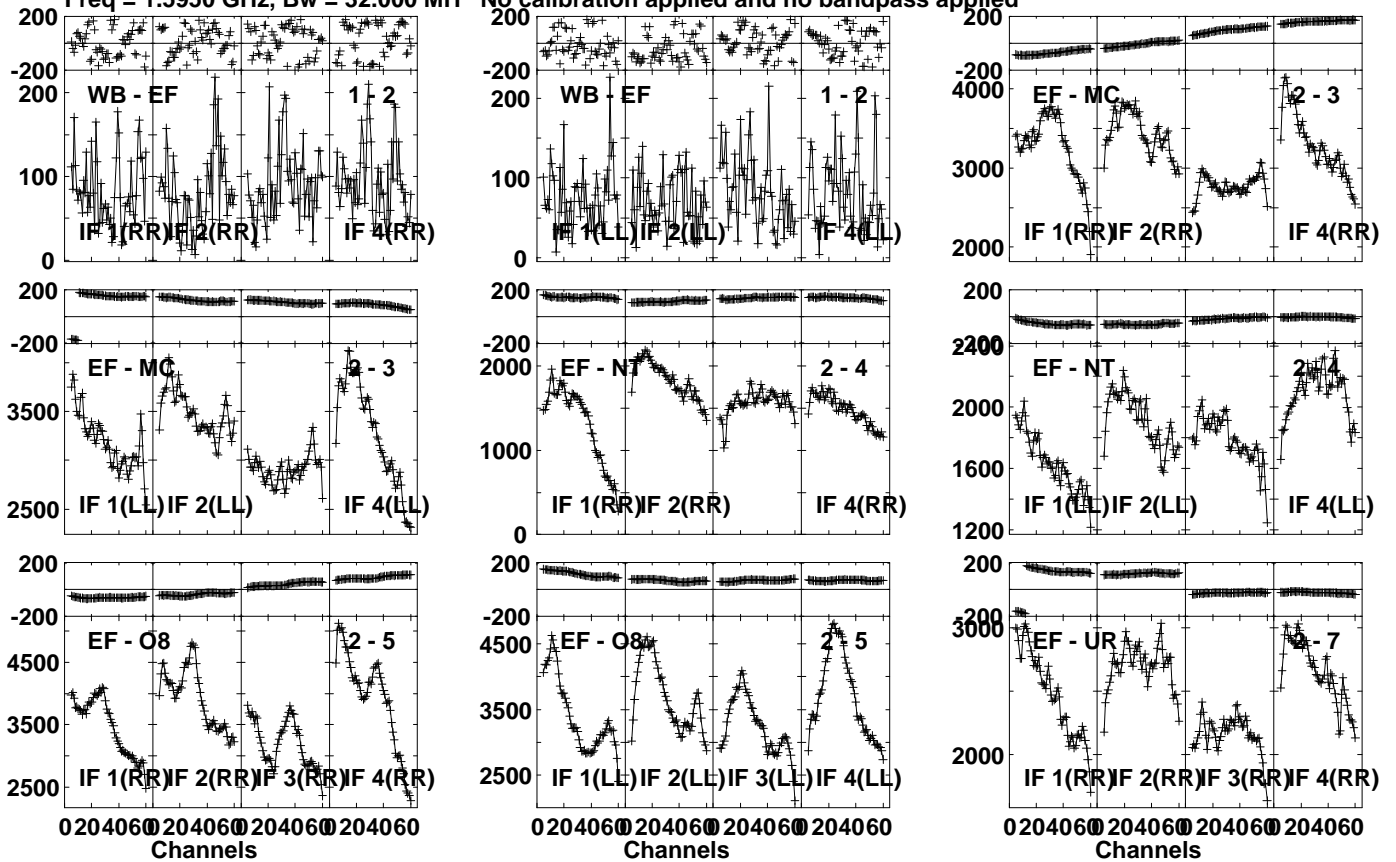
Lower frame: Milli Ampl Jy Top frame: Phas deg
Vector averaged cross-power spectrum Several baselines displayed
Timerange: 00/18:36:33 to 00/18:50:59

Plot file version 85 created 17-APR-2023 11:20:39

3C66A EV024A 1.UVDATA.1

Freq = 1.5950 GHz, Bw = 32.000 MH

No calibration applied and no bandpass applied

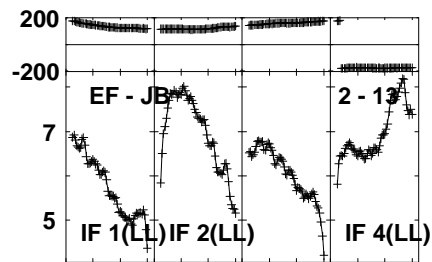
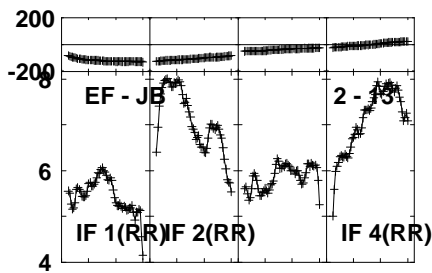
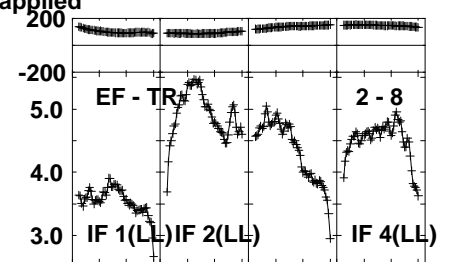
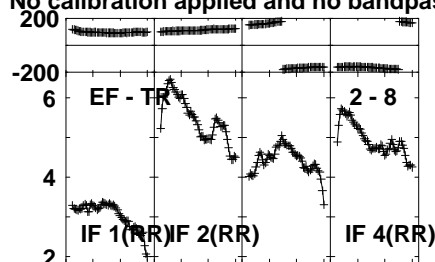
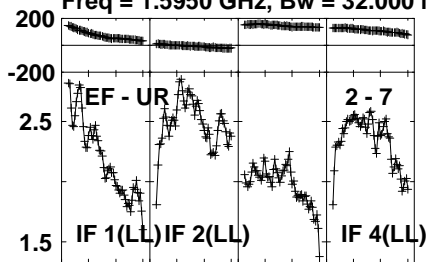


Lower frame: Micro Ampl Jy Top frame: Phas deg
Vector averaged cross-power spectrum Several baselines displayed
Timerange: 00/18:51:33 to 00/19:05:59

Plot file version 86 created 17-APR-2023 11:20:39

3C66A EV024A 1.UVDATA.1

Freq = 1.5950 GHz, Bw = 32.000 MH No calibration applied and no bandpass applied

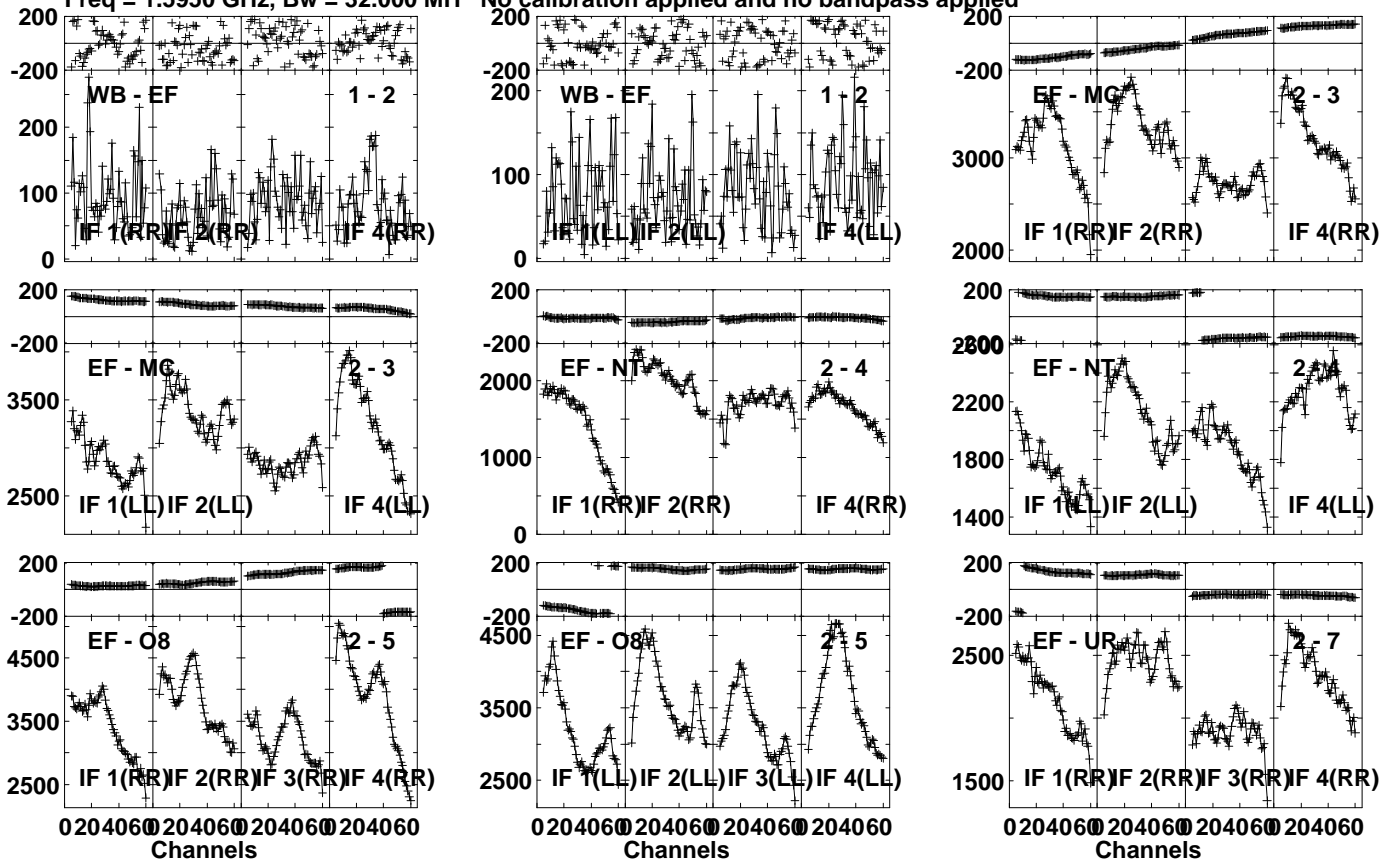


Lower frame: Milli Ampl Jy Top frame: Phas deg
Vector averaged cross-power spectrum Several baselines displayed
Timerange: 00/18:51:33 to 00/19:05:59

Plot file version 87 created 17-APR-2023 11:20:40

3C66A EV024A 1.UVDATA.1

Freq = 1.5950 GHz, Bw = 32.000 MH No calibration applied and no bandpass applied

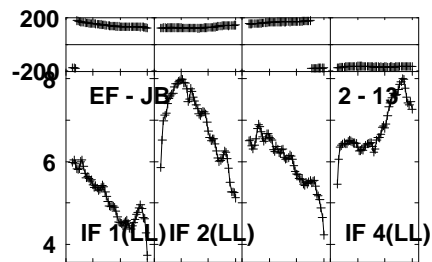
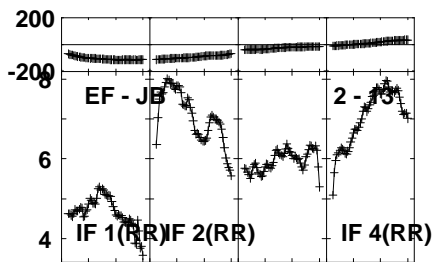
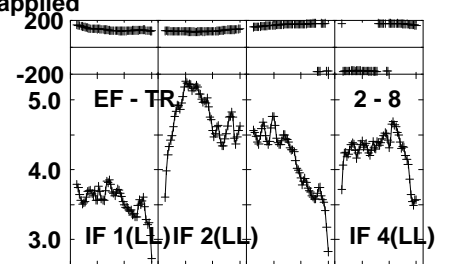
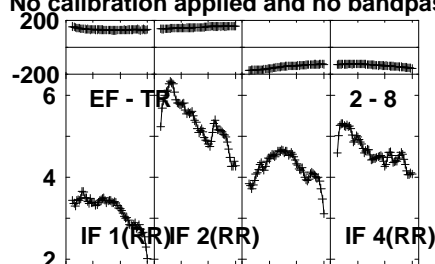
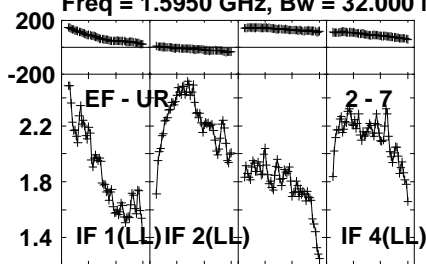


Lower frame: Micro Ampl Jy Top frame: Phas deg
Vector averaged cross-power spectrum Several baselines displayed
Timerange: 00:19:06:33 to 00:19:20:59

Plot file version 88 created 17-APR-2023 11:20:40

3C66A EV024A 1.UVDATA.1

Freq = 1.5950 GHz, Bw = 32.000 MH No calibration applied and no bandpass applied



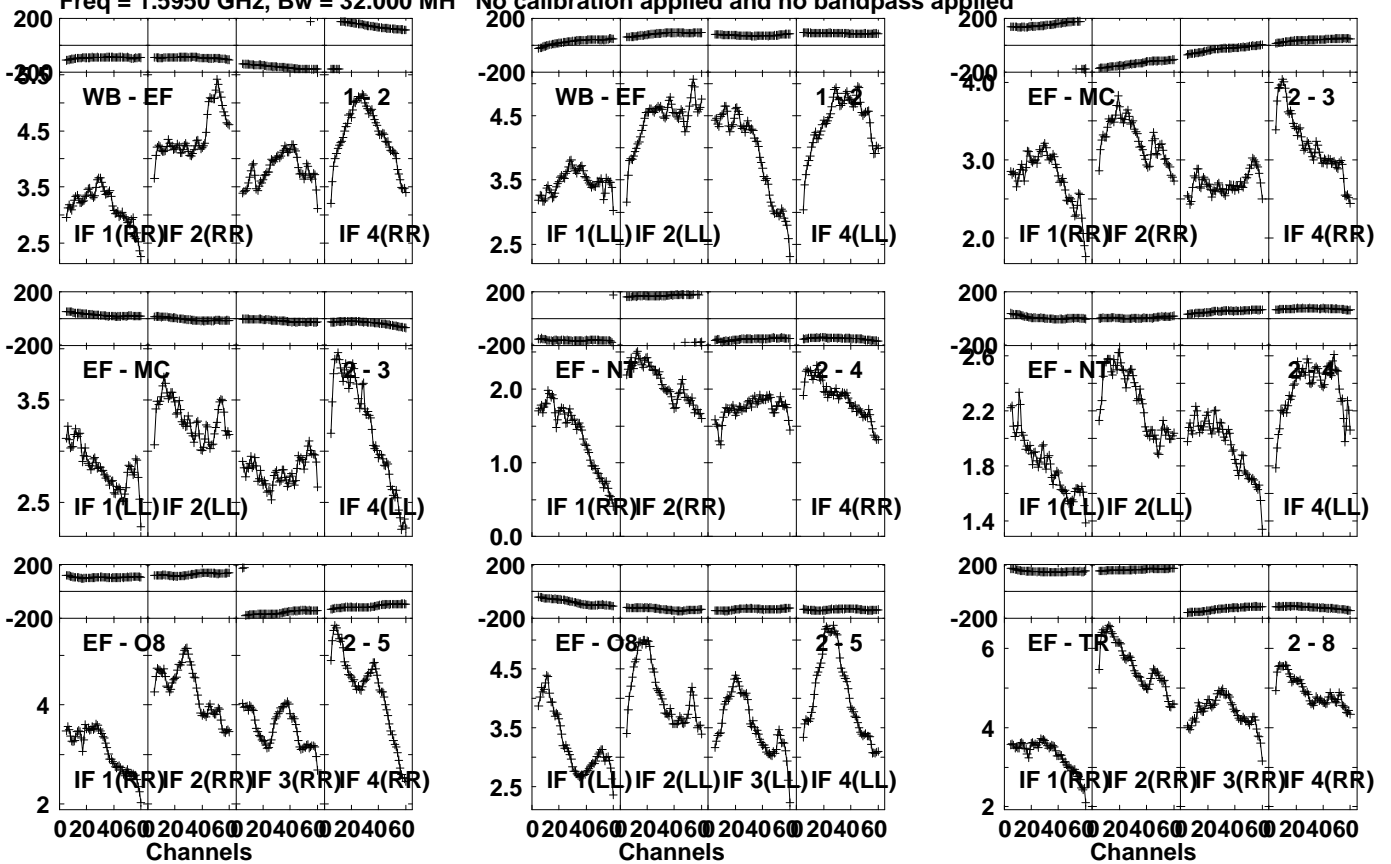
Lower frame: Milli Ampl Jy Top frame: Phas deg
Vector averaged cross-power spectrum Several baselines displayed
Timerange: 00/19:06:33 to 00/19:20:59

Plot file version 89 created 17-APR-2023 11:20:40

3C66A EV024A 1.UVDATA.1

Freq = 1.5950 GHz, Bw = 32.000 MH

No calibration applied and no bandpass applied

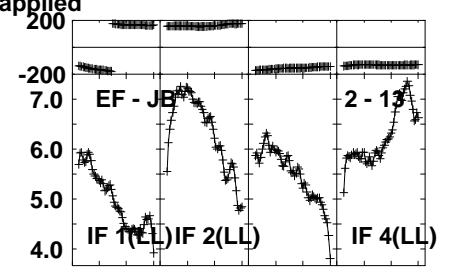
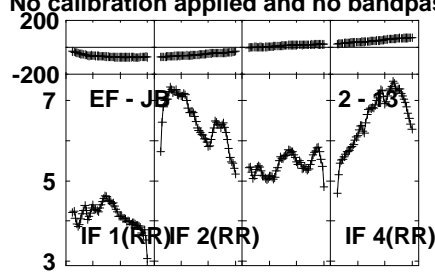
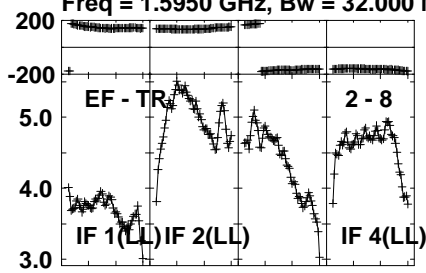


Lower frame: Milli Ampl Jy Top frame: Phas deg
Vector averaged cross-power spectrum Several baselines displayed
Timerange: 00/19:21:33 to 00/19:35:59

Plot file version 90 created 17-APR-2023 11:20:41

3C66A EV024A 1.UVDATA.1

Freq = 1.5950 GHz, Bw = 32.000 MH No calibration applied and no bandpass applied



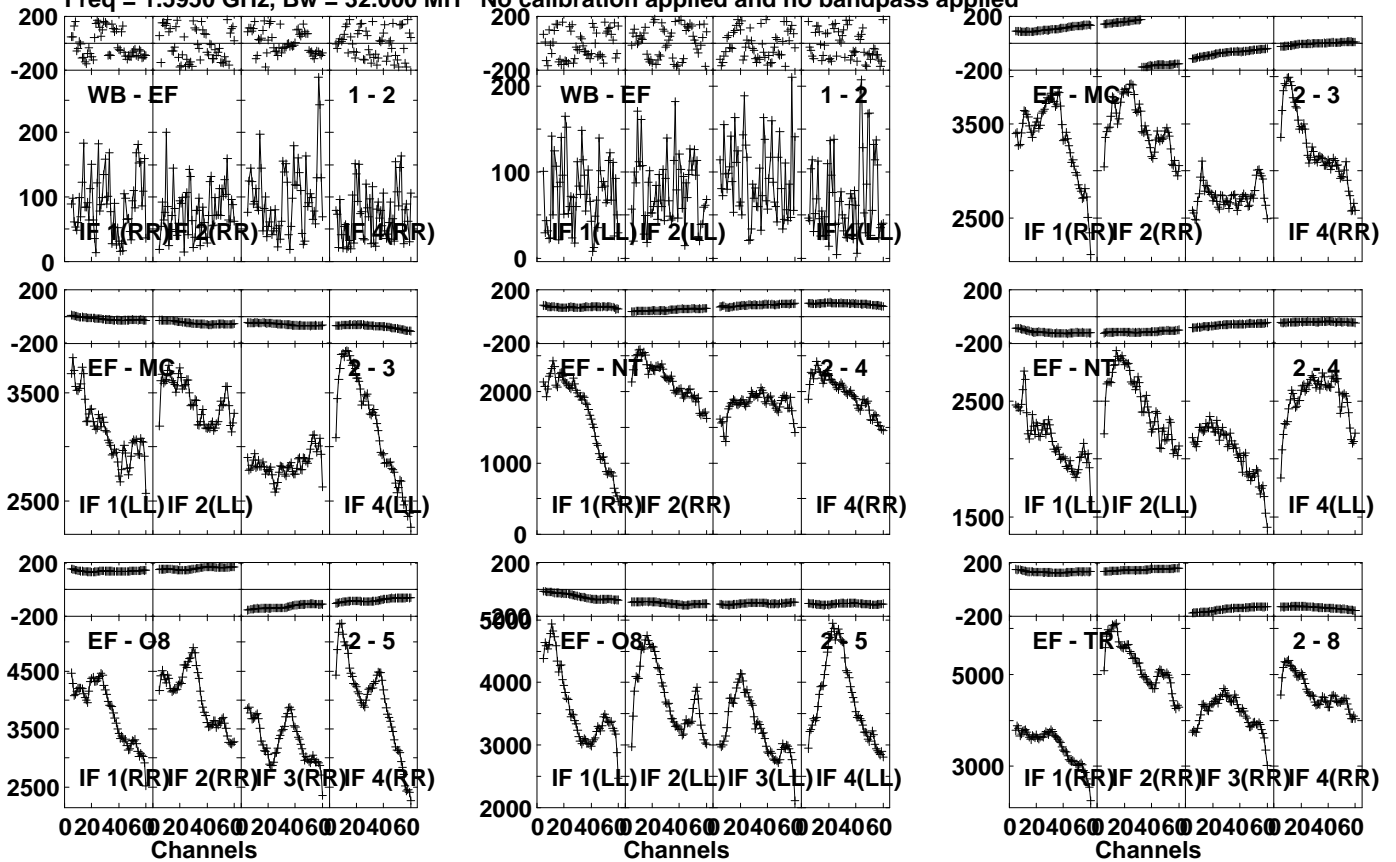
Lower frame: Milli Ampl Jy Top frame: Phas deg
Vector averaged cross-power spectrum Several baselines displayed
Timerange: 00/19:21:33 to 00/19:35:59

Plot file version 91 created 17-APR-2023 11:20:41

3C66A EV024A 1.UVDATA.1

Freq = 1.5950 GHz, Bw = 32.000 MH

No calibration applied and no bandpass applied

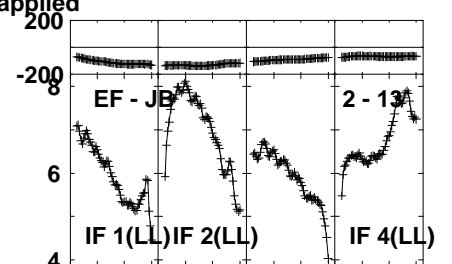
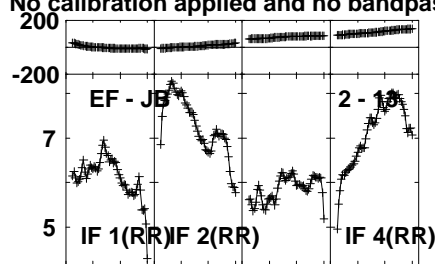
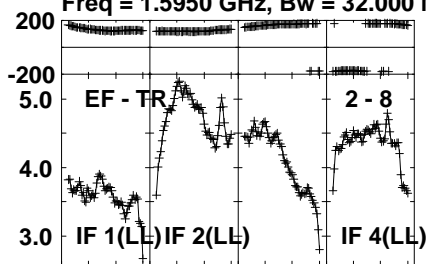


Lower frame: Micro Ampl Jy Top frame: Phas deg
Vector averaged cross-power spectrum Several baselines displayed
Timerange: 00/19:36:33 to 00/19:50:59

Plot file version 92 created 17-APR-2023 11:20:41

3C66A EV024A 1.UVDATA.1

Freq = 1.5950 GHz, Bw = 32.000 MH No calibration applied and no bandpass applied

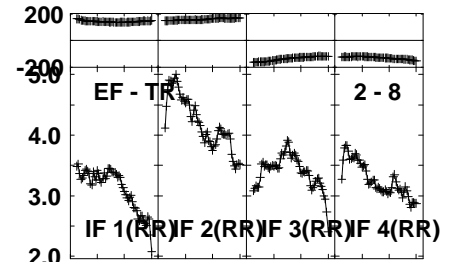
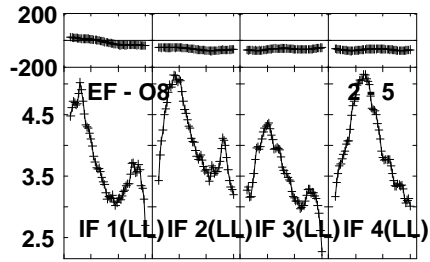
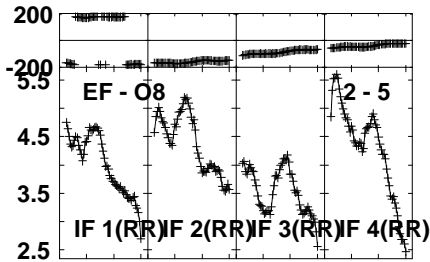
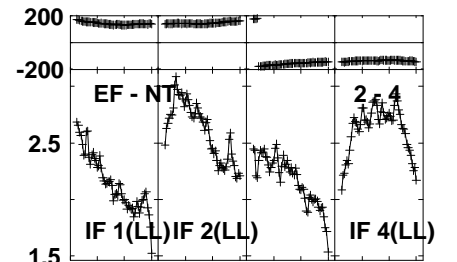
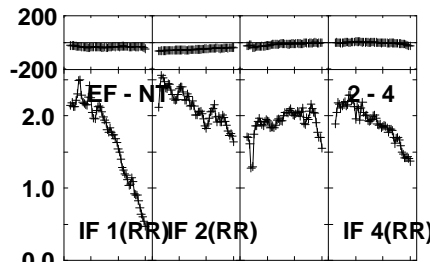
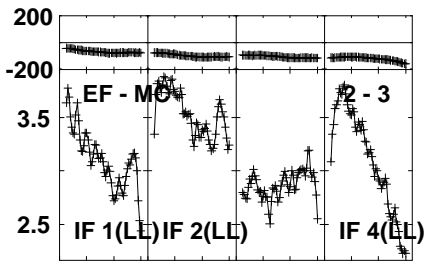
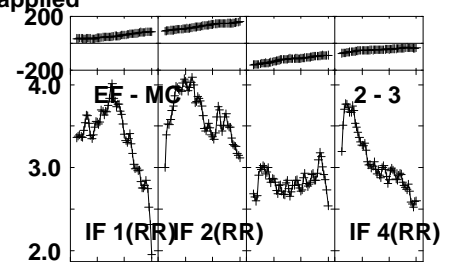
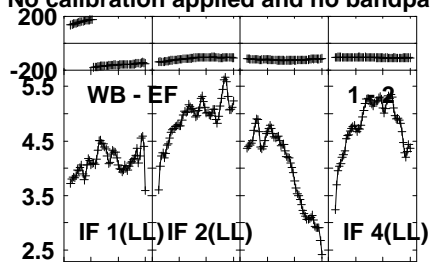
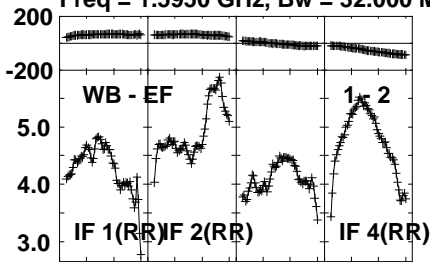


Lower frame: Milli Ampl Jy Top frame: Phas deg
Vector averaged cross-power spectrum Several baselines displayed
Timerange: 00/19:36:33 to 00/19:50:59

Plot file version 93 created 17-APR-2023 11:20:41

3C66A EV024A 1.UVDATA.1

Freq = 1.5950 GHz, Bw = 32.000 MH No calibration applied and no bandpass applied



0204060 204060 204060 204060
Channels

0204060 204060 204060 204060
Channels

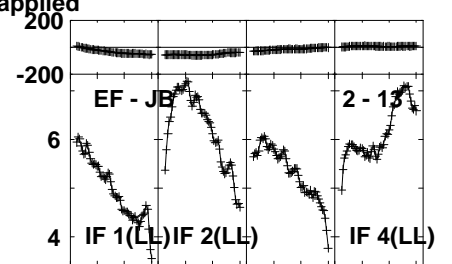
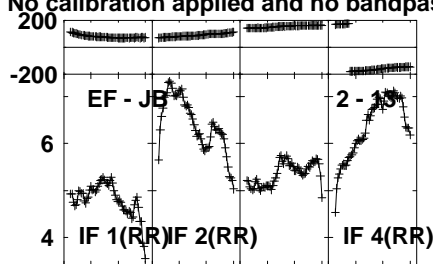
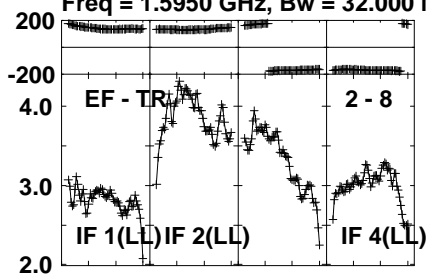
0204060 204060 204060 204060
Channels

Lower frame: Milli Ampl Jy Top frame: Phas deg
Vector averaged cross-power spectrum Several baselines displayed
Timerange: 00/19:51:33 to 00/20:05:59

Plot file version 94 created 17-APR-2023 11:20:42

3C66A EV024A 1.UVDATA.1

Freq = 1.5950 GHz, Bw = 32.000 MH No calibration applied and no bandpass applied

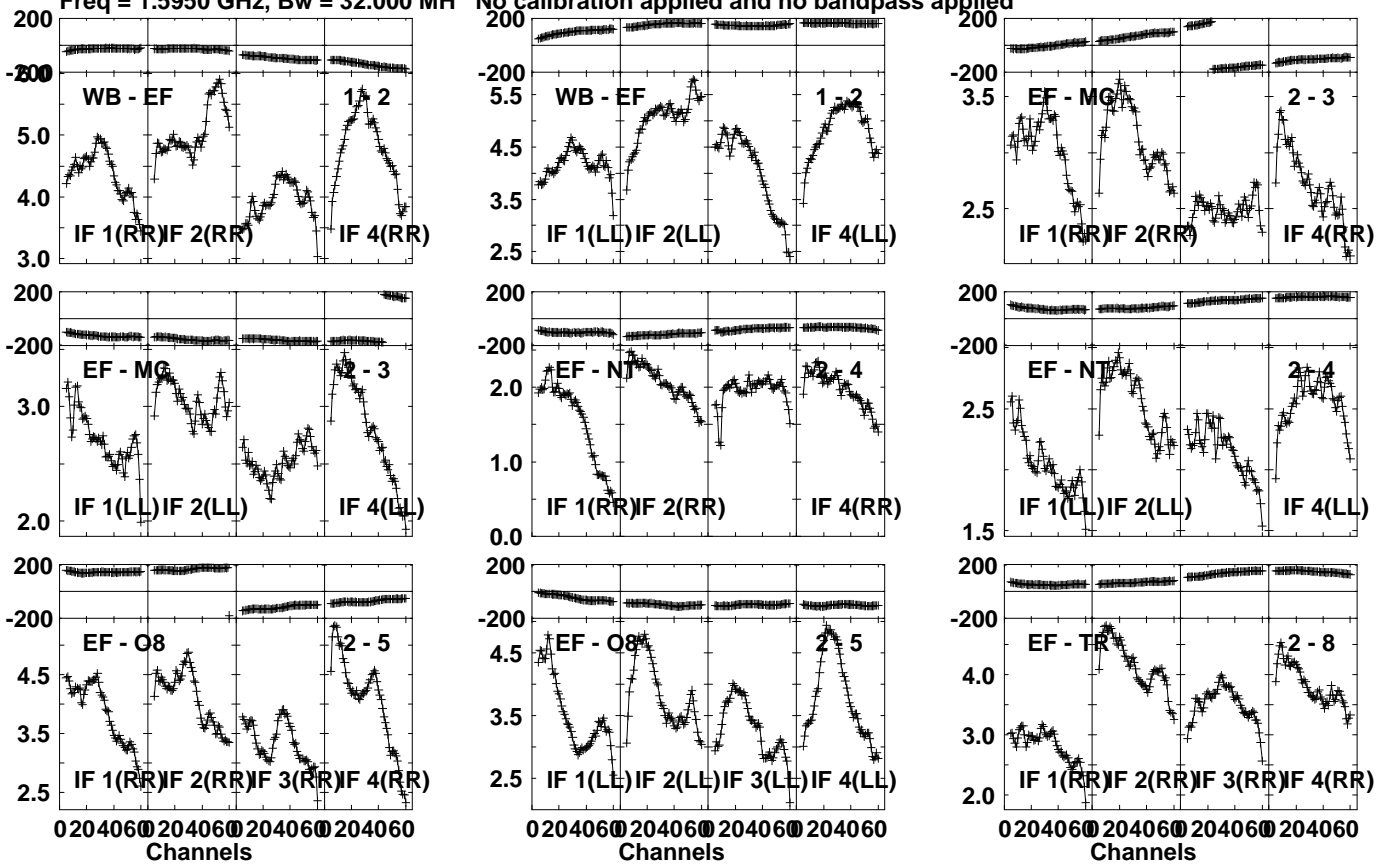


Lower frame: Milli Ampl Jy Top frame: Phas deg
Vector averaged cross-power spectrum Several baselines displayed
Timerange: 00/19:51:33 to 00/20:05:59

Plot file version 95 created 17-APR-2023 11:20:42

3C66A EV024A 1.UVDATA.1

Freq = 1.5950 GHz, Bw = 32.000 MH No calibration applied and no bandpass applied

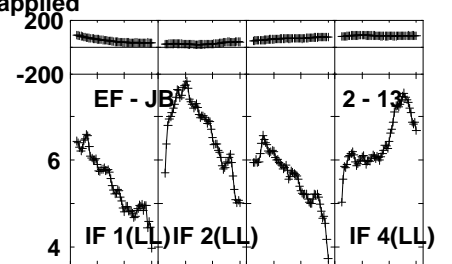
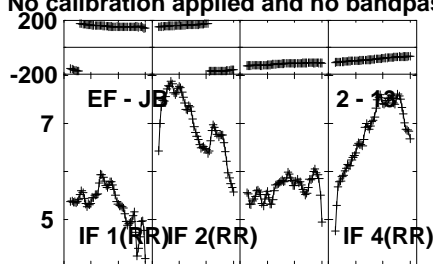
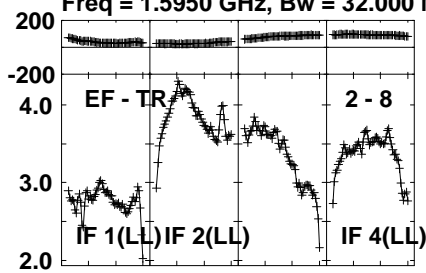


Lower frame: Milli Ampl Jy Top frame: Phas deg
Vector averaged cross-power spectrum Several baselines displayed
Timerange: 00/20:06:33 to 00/20:20:59

Plot file version 96 created 17-APR-2023 11:20:42

3C66A EV024A 1.UVDATA.1

Freq = 1.5950 GHz, Bw = 32.000 MH No calibration applied and no bandpass applied



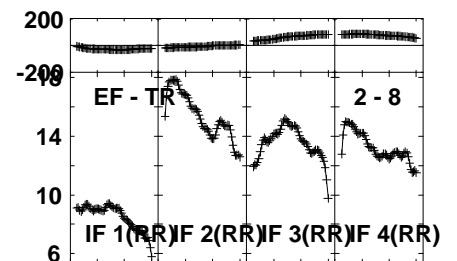
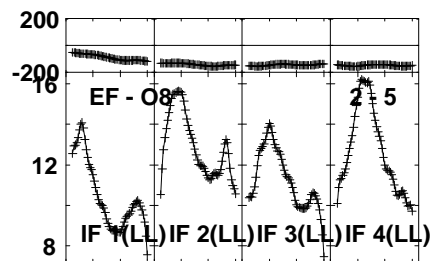
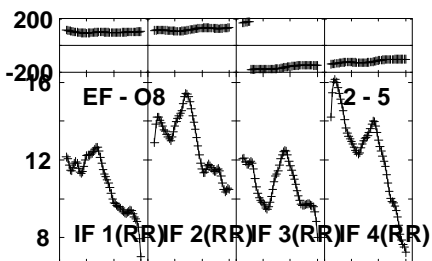
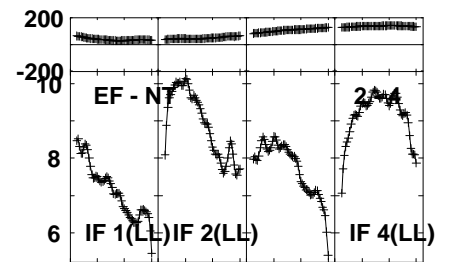
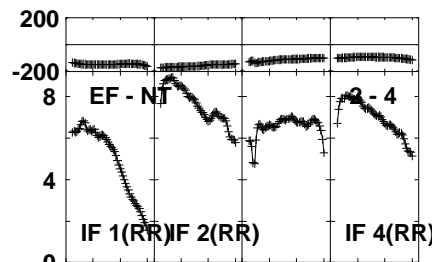
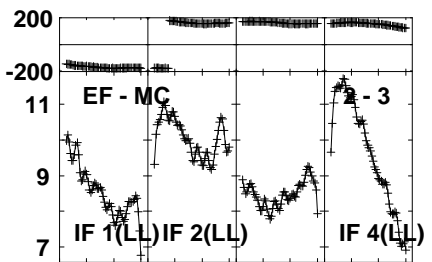
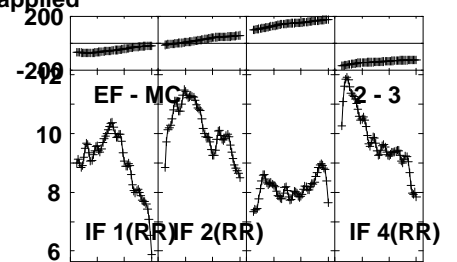
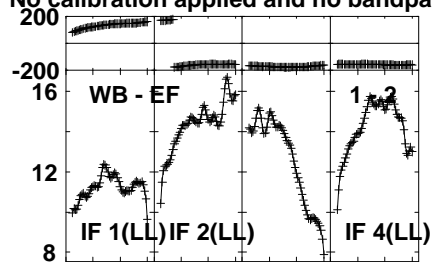
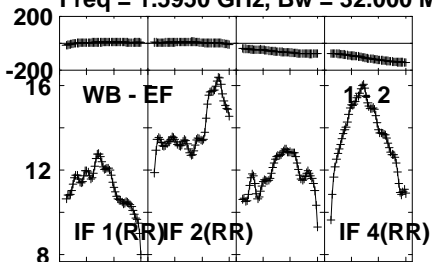
Lower frame: Milli Ampl Jy Top frame: Phas deg
Vector averaged cross-power spectrum Several baselines displayed
Timerange: 00/20:06:33 to 00/20:20:59

Plot file version 97 created 17-APR-2023 11:20:42

0133+476 EV024A 1.UVDATA.1

Freq = 1.5950 GHz, Bw = 32.000 MH

No calibration applied and no bandpass applied



0204060 204060 204060 204060
Channels

0204060 204060 204060 204060
Channels

0204060 204060 204060 204060
Channels

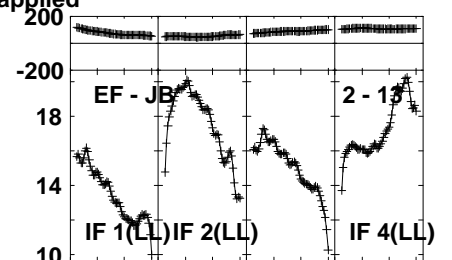
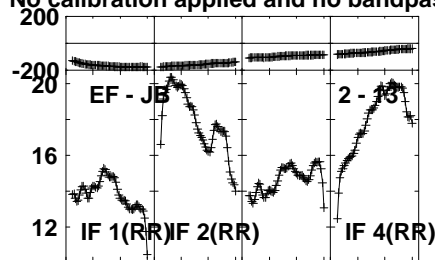
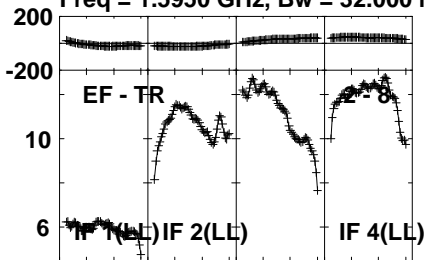
Lower frame: Milli Ampl Jy Top frame: Phas deg
Vector averaged cross-power spectrum Several baselines displayed
Timerange: 00/20:23:01 to 00/20:27:59

Plot file version 98 created 17-APR-2023 11:20:42

0133+476 EV024A 1.UVDATA.1

Freq = 1.5950 GHz, Bw = 32.000 MH

No calibration applied and no bandpass applied



Lower frame: Milli Ampl Jy Top frame: Phas deg
Vector averaged cross-power spectrum Several baselines displayed
Timerange: 00/20:23:01 to 00/20:27:59