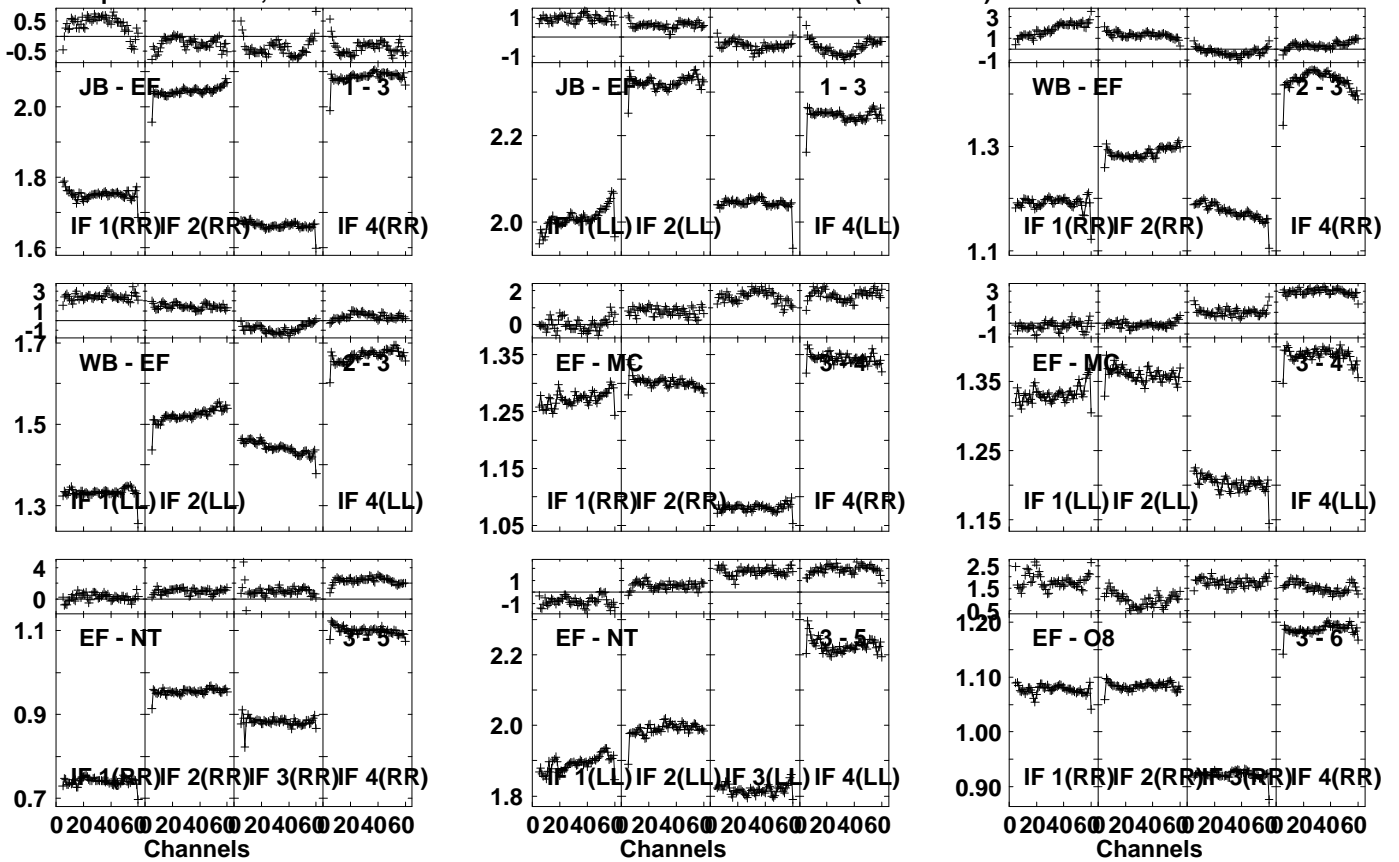


Plot file version 1 created 20-AUG-2022 03:10:37

0133+476 EV024B 1.UVDATA.1

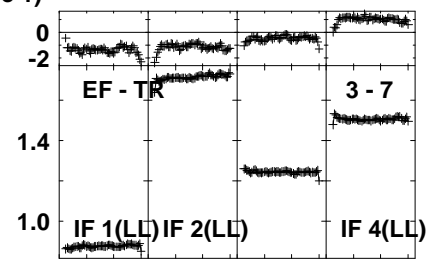
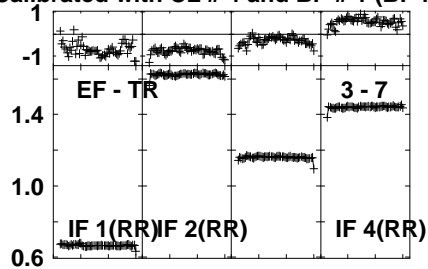
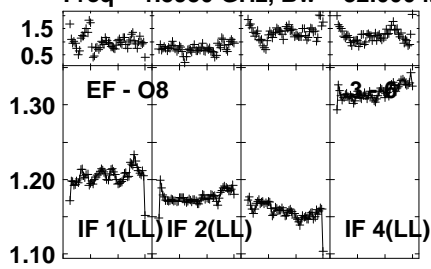
Freq = 1.5950 GHz, Bw = 32.000 MH Calibrated with CL # 4 and BP # 1 (BP mode 1)



Lower frame: Ampl Jy Top frame: Phas deg
Vector averaged cross-power spectrum Several baselines displayed
Timerange: 00/13:00:11 to 00/13:04:59

Plot file version 2 created 20-AUG-2022 03:10:37
 0133+476 EV024B 1.UVDATA.1
 Freq = 1.5950 GHz, Bw = 32.000 MH

Calibrated with CL # 4 and BP # 1 (BP mode 1)

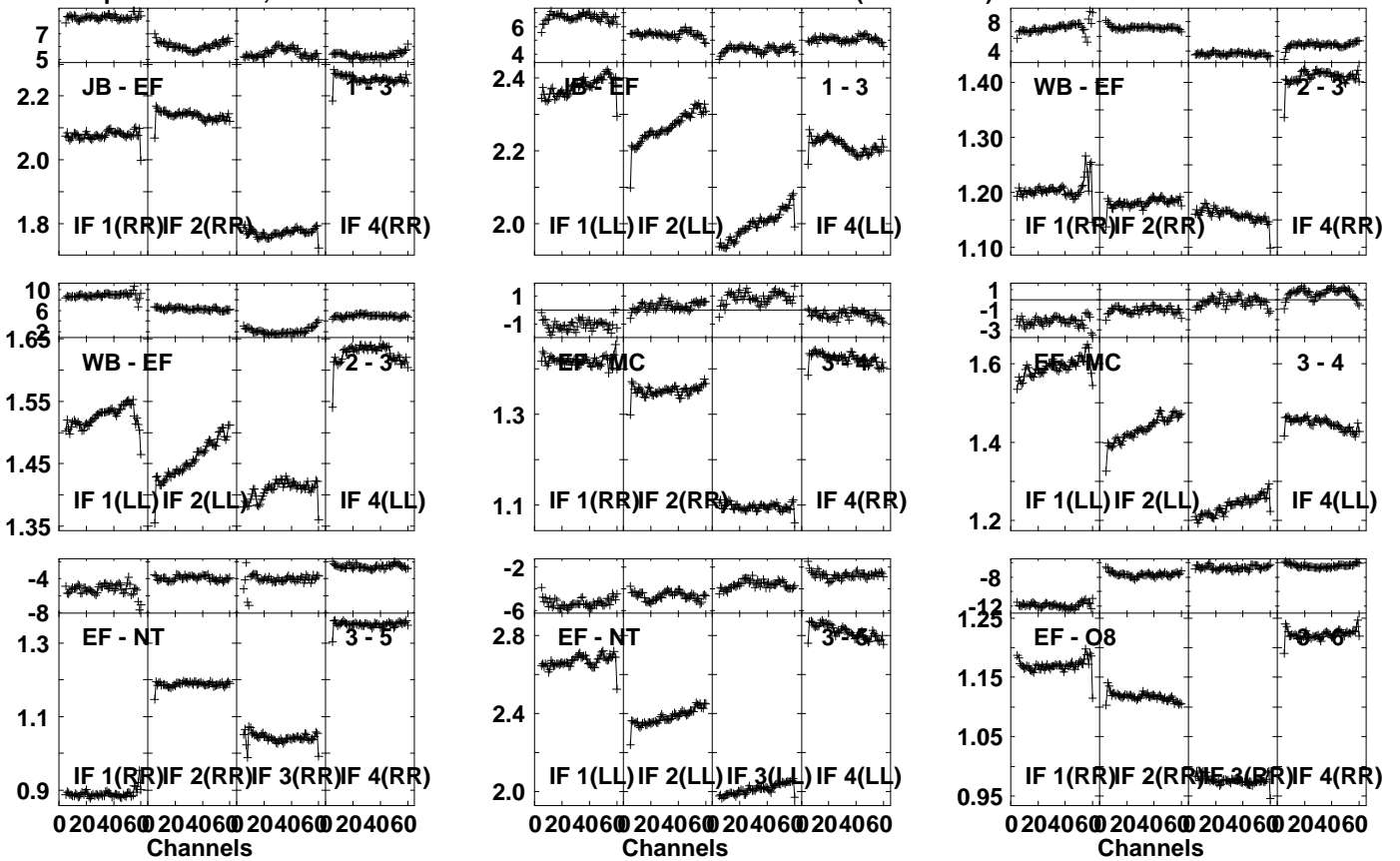


Lower frame: Ampl Jy Top frame: Phas deg
 Vector averaged cross-power spectrum Several baselines displayed
 Timerange: 00/13:00:11 to 00/13:04:59

Plot file version 3 created 20-AUG-2022 03:10:53

0133+476 EV024B 1.UVDATA.1

Freq = 1.5950 GHz, Bw = 32.000 MH Calibrated with CL # 4 and BP # 1 (BP mode 1)

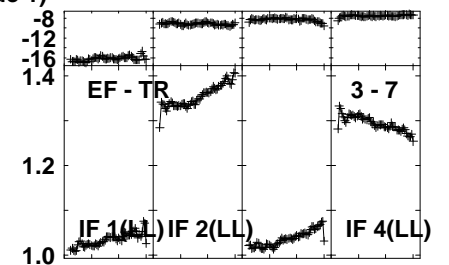
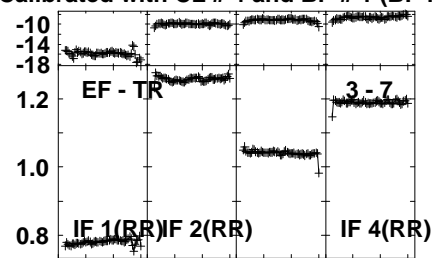
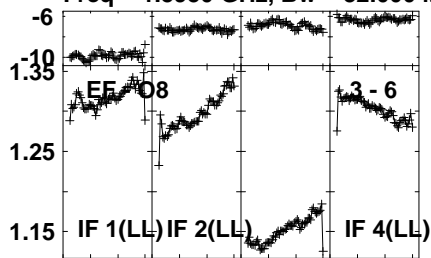


Lower frame: Ampl Jy Top frame: Phas deg
Vector averaged cross-power spectrum Several baselines displayed
Timerange: 00/15:52:01 to 00/15:56:59

Plot file version 4 created 20-AUG-2022 03:10:54

0133+476 EV024B 1.UVDATA.1

Freq = 1.5950 GHz, Bw = 32.000 MH Calibrated with CL # 4 and BP # 1 (BP mode 1)

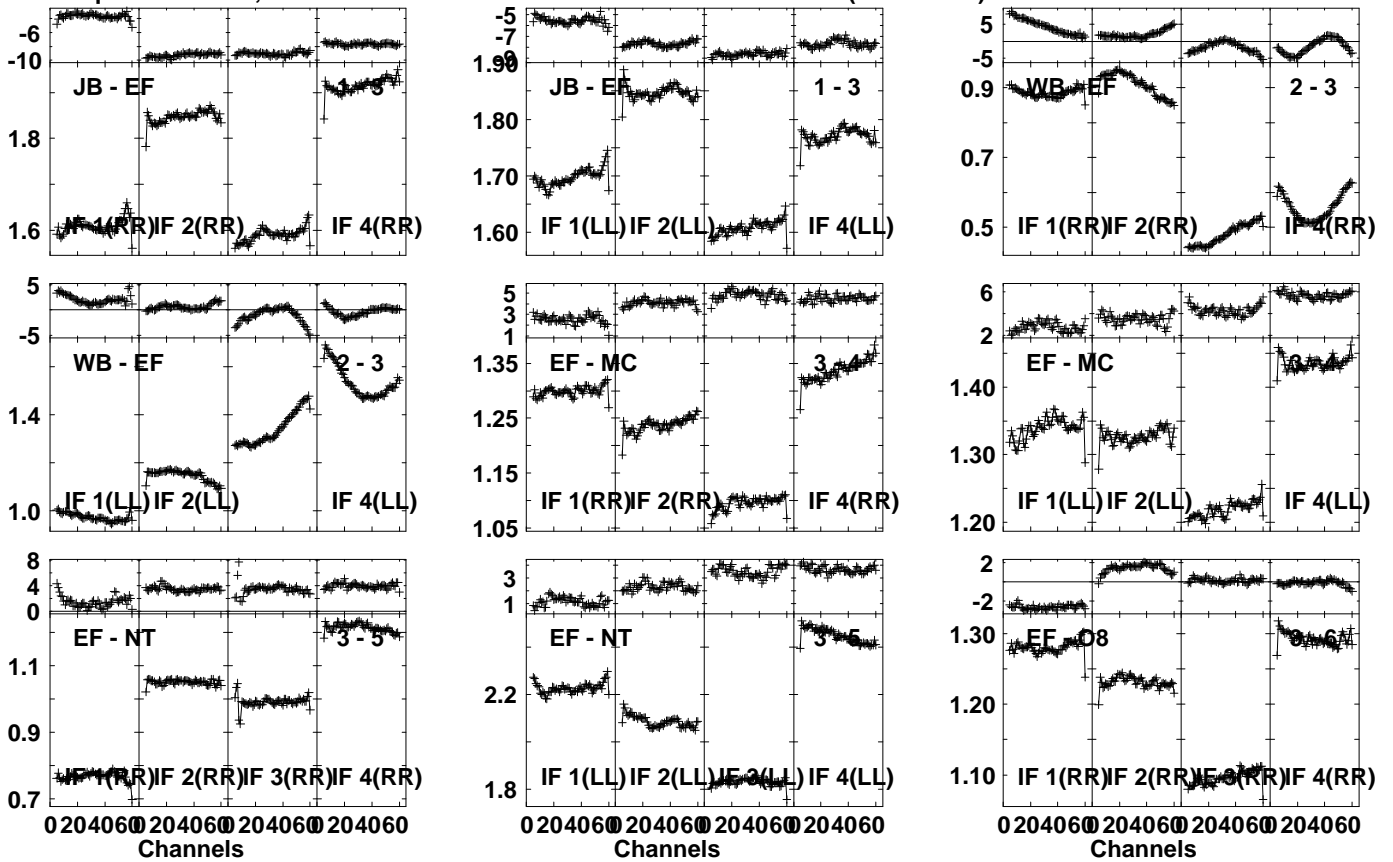


Lower frame: Ampl Jy Top frame: Phas deg
Vector averaged cross-power spectrum Several baselines displayed
Timerange: 00/15:52:01 to 00/15:56:59

Plot file version 5 created 20-AUG-2022 03:10:58

0133+476 EV024B 1.UVDATA.1

Freq = 1.5950 GHz, Bw = 32.000 MH Calibrated with CL # 4 and BP # 1 (BP mode 1)

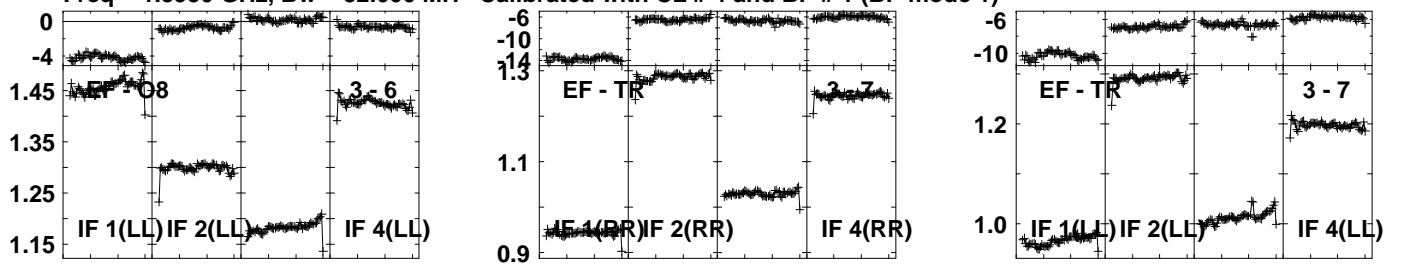


Lower frame: Ampl Jy Top frame: Phas deg
Vector averaged cross-power spectrum Several baselines displayed
Timerange: 01/04:00:09 to 01/04:04:59

Plot file version 6 created 20-AUG-2022 03:10:58

0133+476 EV024B 1.UVDATA.1

Freq = 1.5950 GHz, Bw = 32.000 MH Calibrated with CL # 4 and BP # 1 (BP mode 1)



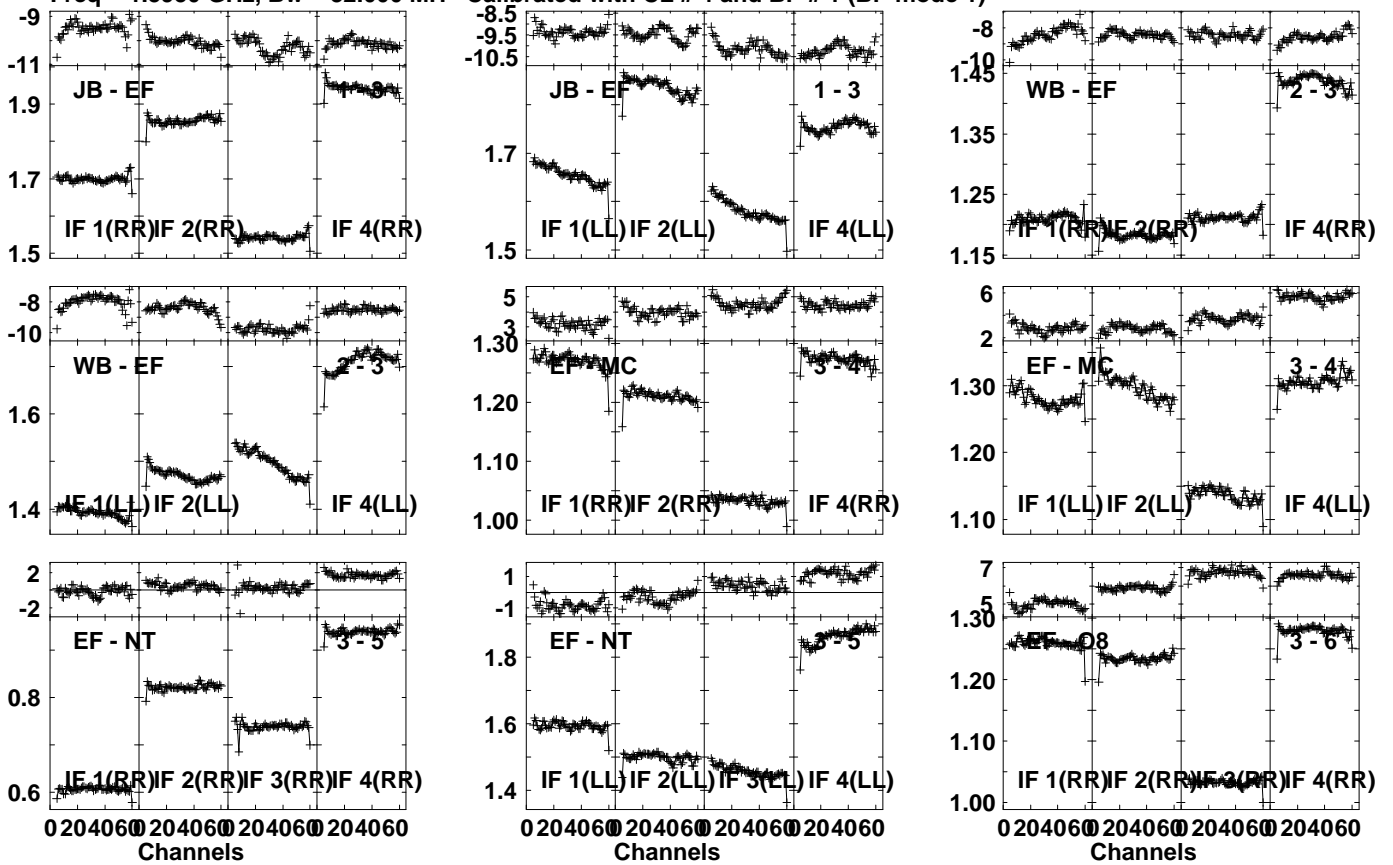
Lower frame: Ampl Jy Top frame: Phas deg
Vector averaged cross-power spectrum Several baselines displayed
Timerange: 01/04:00:09 to 01/04:04:59

Plot file version 7 created 20-AUG-2022 03:11:30

0133+476 EV024B 1.UVDATA.1

Freq = 1.5950 GHz, Bw = 32.000 MH

Calibrated with CL # 4 and BP # 1 (BP mode 1)

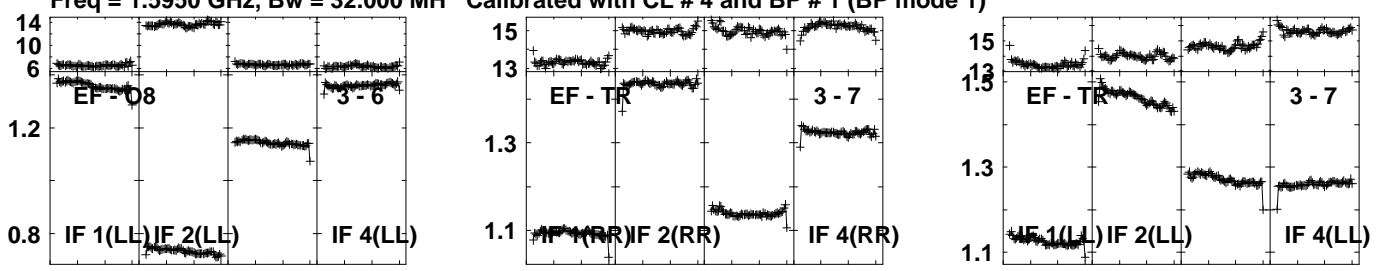


Lower frame: Ampl Jy Top frame: Phas deg
 Vector averaged cross-power spectrum Several baselines displayed
 Timerange: 01/08:23:01 to 01/08:27:59

Plot file version 8 created 20-AUG-2022 03:11:30

0133+476 EV024B 1.UVDATA.1

Freq = 1.5950 GHz, Bw = 32.000 MH Calibrated with CL # 4 and BP # 1 (BP mode 1)

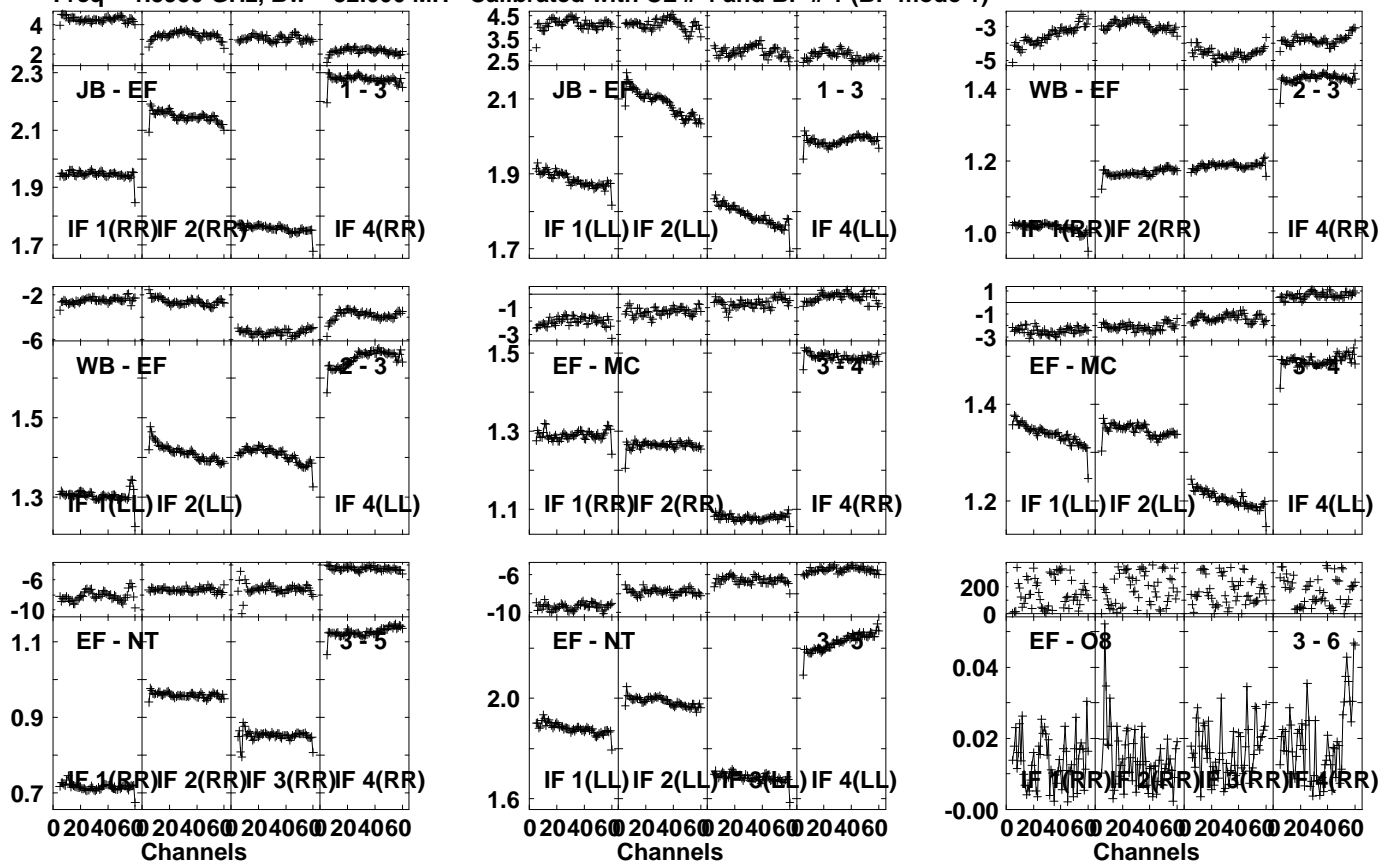


Lower frame: Ampl Jy Top frame: Phas deg
Vector averaged cross-power spectrum Several baselines displayed
Timerange: 01/08:23:01 to 01/08:27:59

Plot file version 9 created 20-AUG-2022 03:12:00

0133+476 EV024B 1.UVDATA.1

Freq = 1.5950 GHz, Bw = 32.000 MH Calibrated with CL # 4 and BP # 1 (BP mode 1)

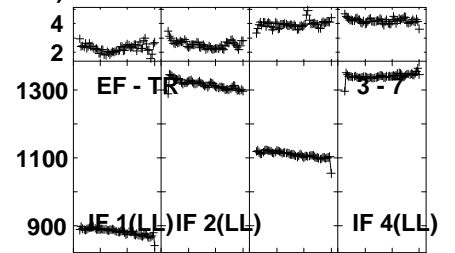
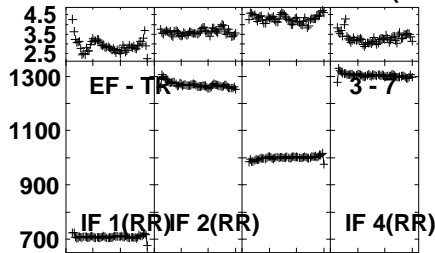
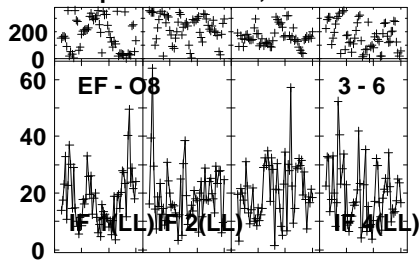


Lower frame: Ampl Jy Top frame: Phas deg
 Vector averaged cross-power spectrum Several baselines displayed
 Timerange: 01/12:55:01 to 01/12:59:59

Plot file version 10 created 20-AUG-2022 03:12:00

0133+476 EV024B 1.UVDATA.1

Freq = 1.5950 GHz, Bw = 32.000 MH Calibrated with CL # 4 and BP # 1 (BP mode 1)



Lower frame: Milli Ampl Jy Top frame: Phas deg
Vector averaged cross-power spectrum Several baselines displayed
Timerange: 01/12:55:01 to 01/12:59:59