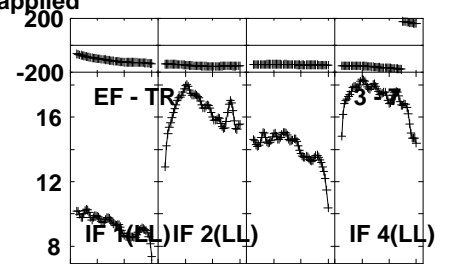
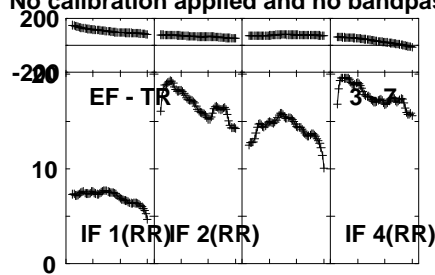
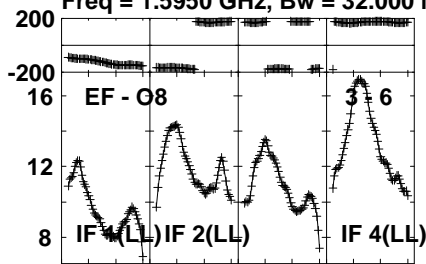


Plot file version 2 created 20-AUG-2022 03:07:53

0133+476 EV024B 1.UVDATA.1

Freq = 1.5950 GHz, Bw = 32.000 MH

No calibration applied and no bandpass applied

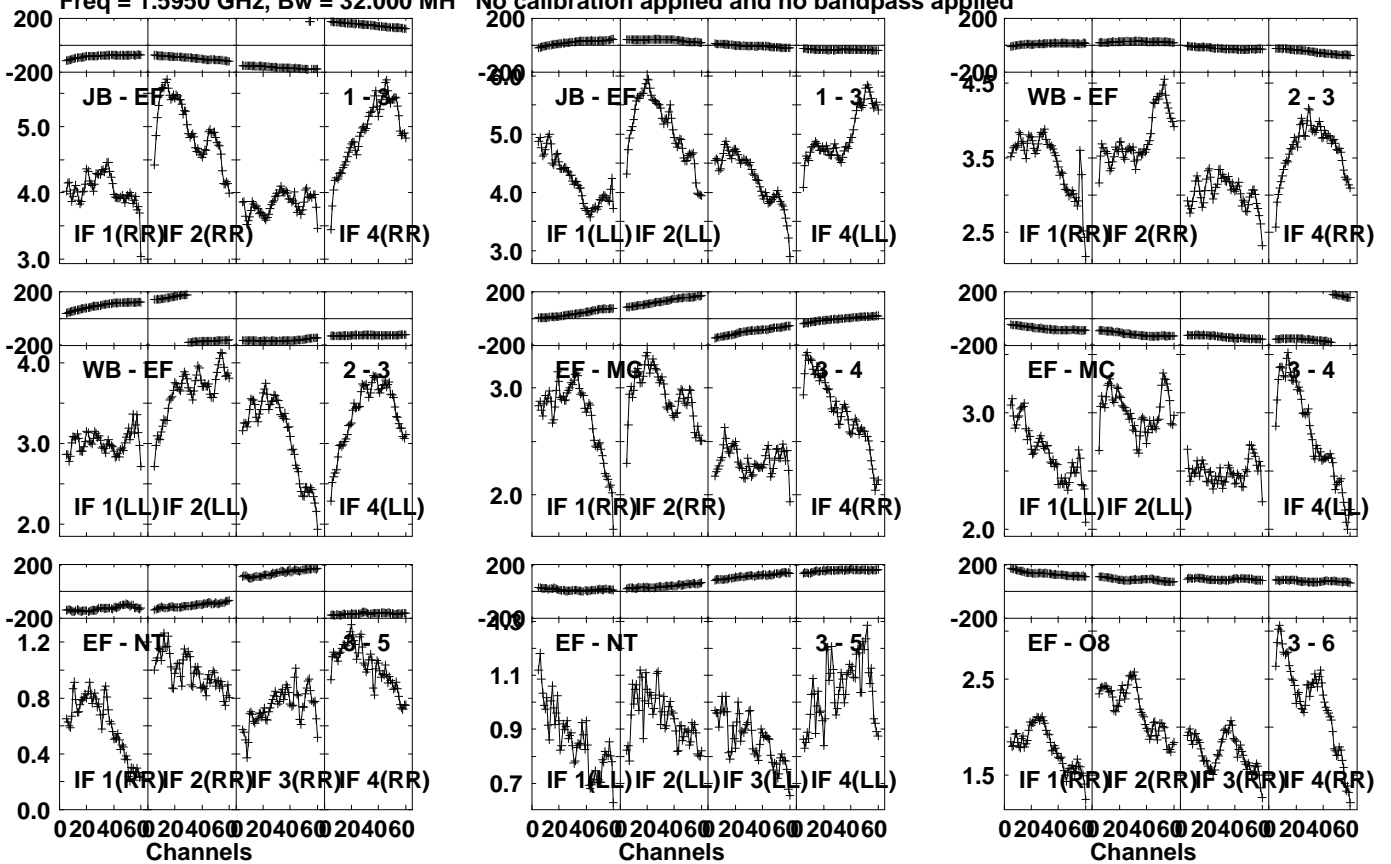


Lower frame: Milli Ampl Jy Top frame: Phas deg
Vector averaged cross-power spectrum Several baselines displayed
Timerange: 00/13:00:11 to 00/13:04:59

Plot file version 3 created 20-AUG-2022 03:07:53

3C66A EV024B 1.UVDATA.1

Freq = 1.5950 GHz, Bw = 32.000 MH No calibration applied and no bandpass applied

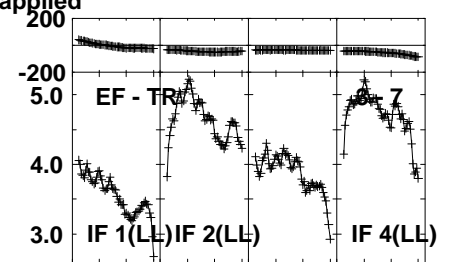
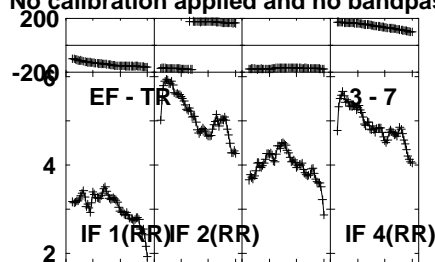
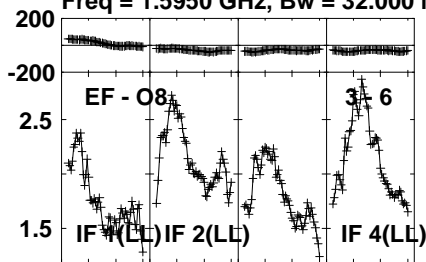


Lower frame: Milli Ampl Jy Top frame: Phas deg
Vector averaged cross-power spectrum Several baselines displayed
Timerange: 00/13:07:01 to 00/13:19:59

Plot file version 4 created 20-AUG-2022 03:07:54

3C66A EV024B 1.UVDATA.1

Freq = 1.5950 GHz, Bw = 32.000 MH No calibration applied and no bandpass applied

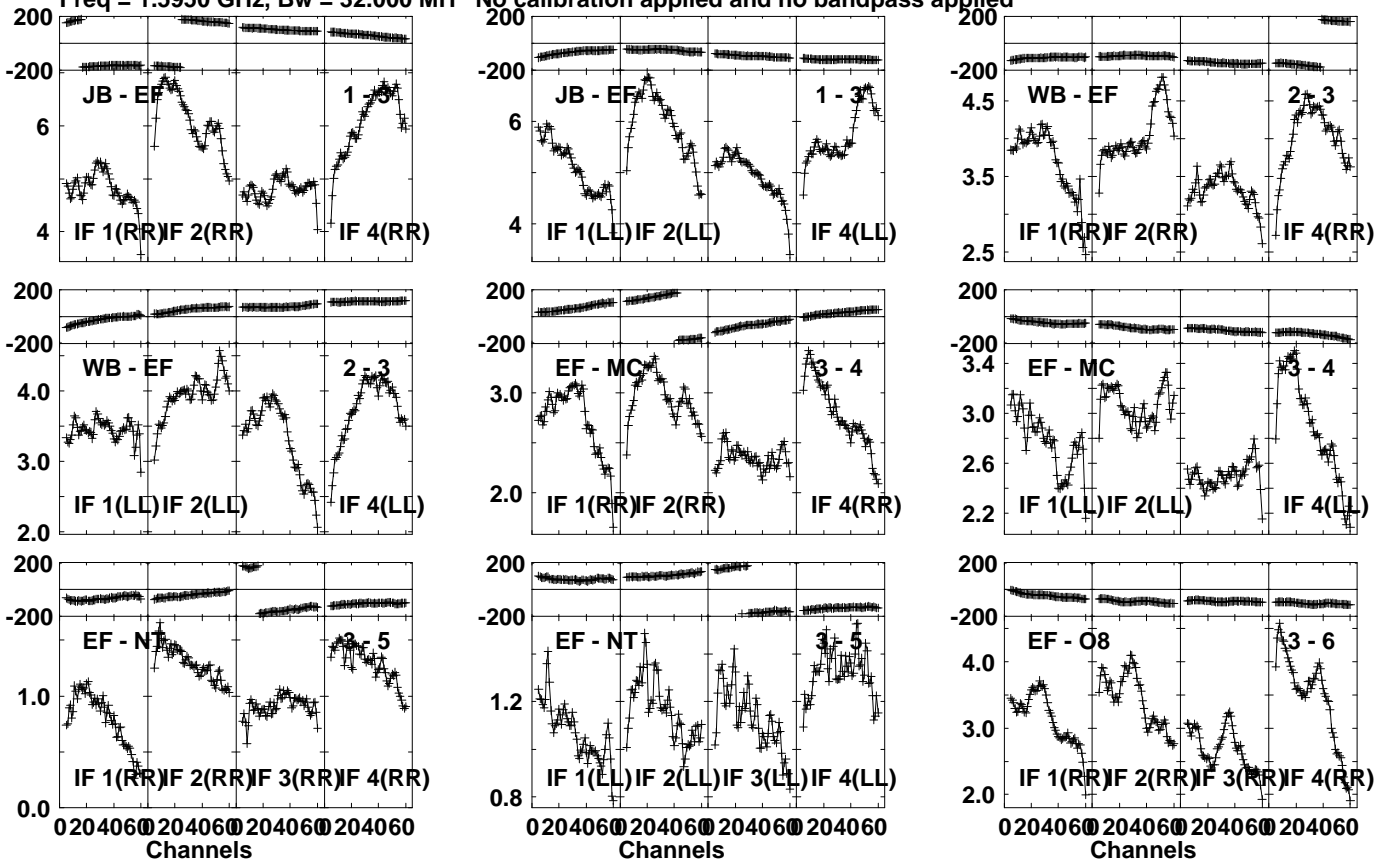


Lower frame: Milli Ampl Jy Top frame: Phas deg
Vector averaged cross-power spectrum Several baselines displayed
Timerange: 00/13:07:01 to 00/13:19:59

Plot file version 5 created 20-AUG-2022 03:07:54

3C66A EV024B 1.UVDATA.1

Freq = 1.5950 GHz, Bw = 32.000 MH No calibration applied and no bandpass applied

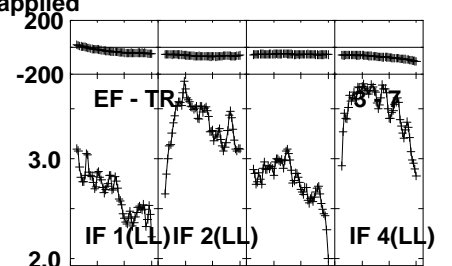
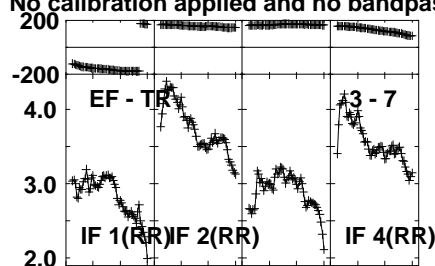
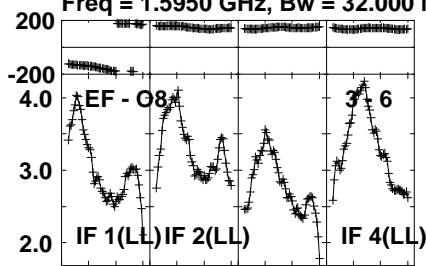


Lower frame: Milli Ampl Jy Top frame: Phas deg
 Vector averaged cross-power spectrum Several baselines displayed
 Timerange: 00/13:20:31 to 00/13:34:59

Plot file version 6 created 20-AUG-2022 03:07:54

3C66A EV024B 1.UVDATA.1

Freq = 1.5950 GHz, Bw = 32.000 MH No calibration applied and no bandpass applied

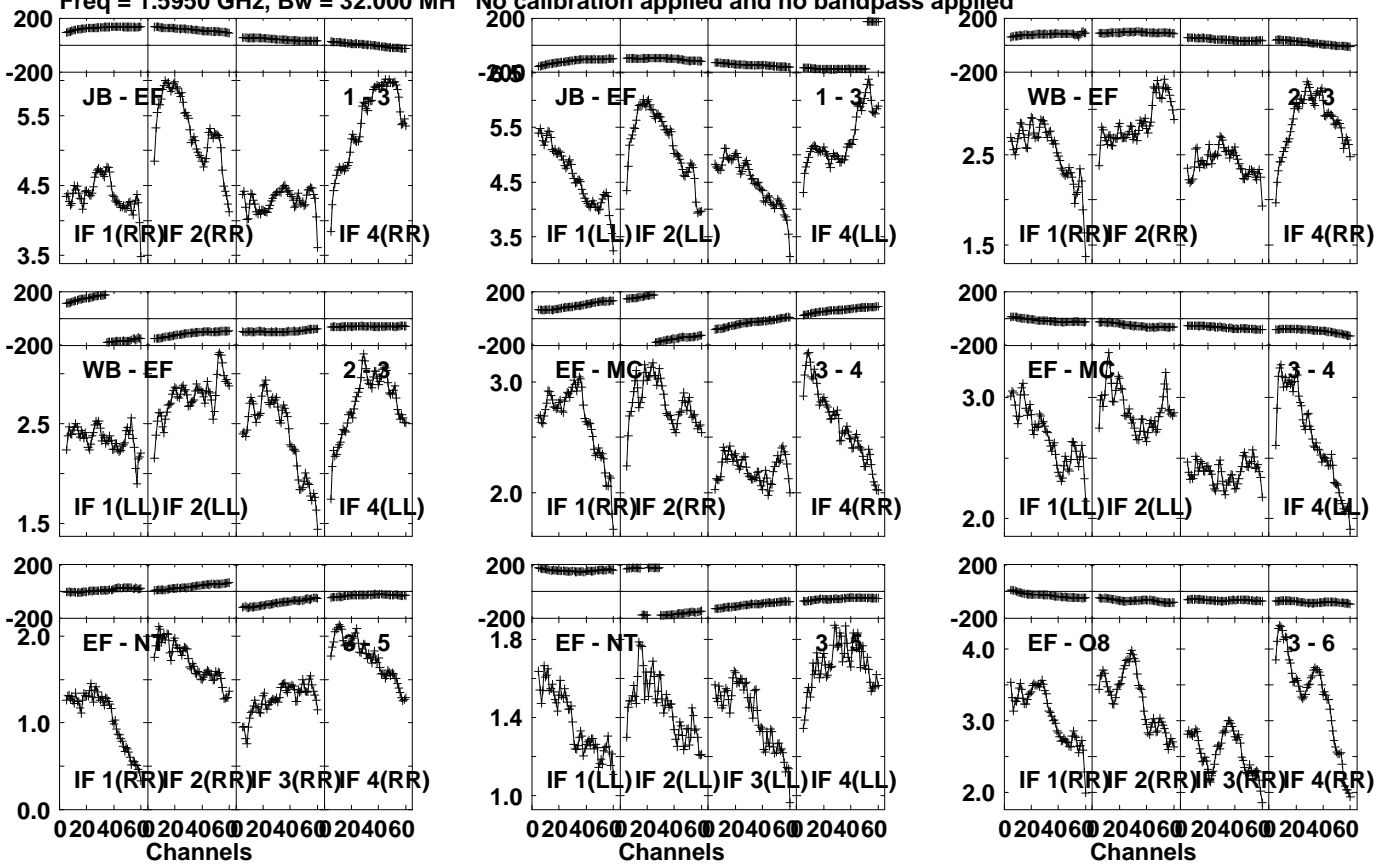


Lower frame: Milli Ampl Jy Top frame: Phas deg
Vector averaged cross-power spectrum Several baselines displayed
Timerange: 00/13:20:31 to 00/13:34:59

Plot file version 7 created 20-AUG-2022 03:07:54

3C66A EV024B 1.UVDATA.1

Freq = 1.5950 GHz, Bw = 32.000 MH No calibration applied and no bandpass applied

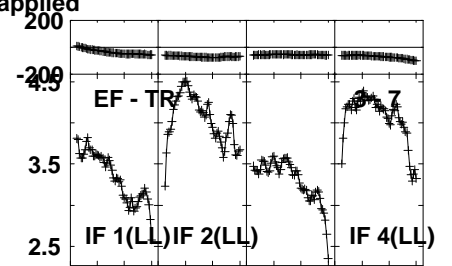
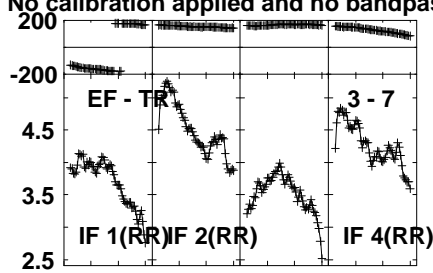
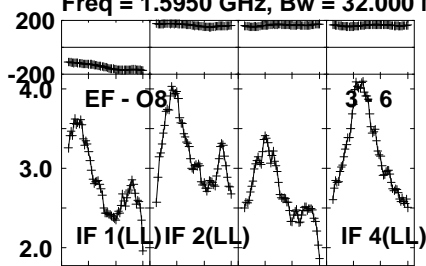


Lower frame: Milli Ampl Jy Top frame: Phas deg
Vector averaged cross-power spectrum Several baselines displayed
Timerange: 00/13:35:31 to 00/13:49:59

Plot file version 8 created 20-AUG-2022 03:07:55

3C66A EV024B 1.UVDATA.1

Freq = 1.5950 GHz, Bw = 32.000 MH No calibration applied and no bandpass applied



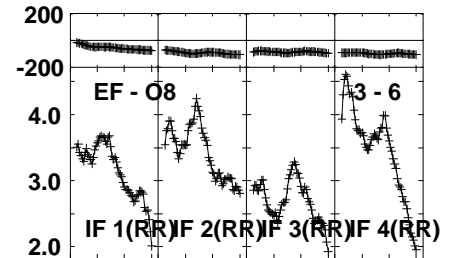
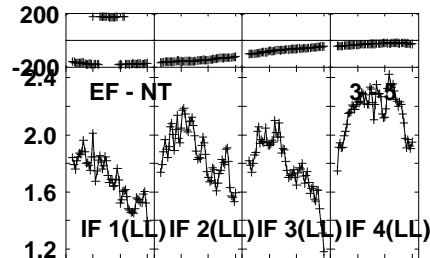
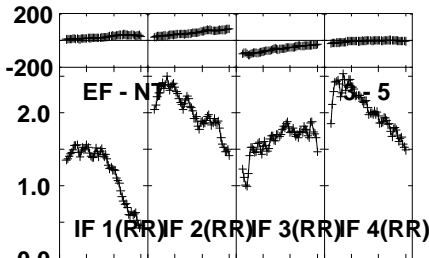
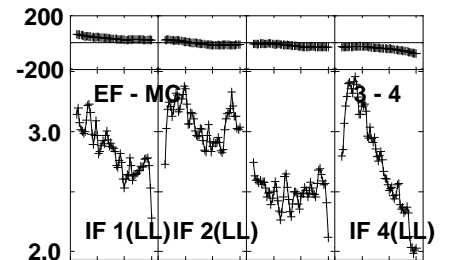
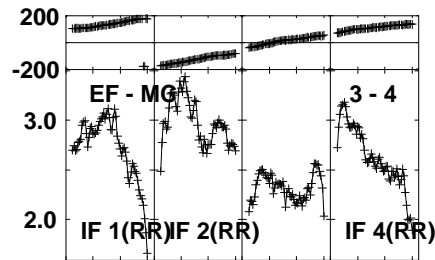
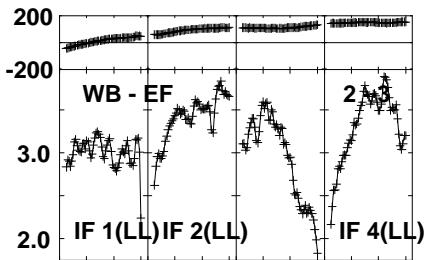
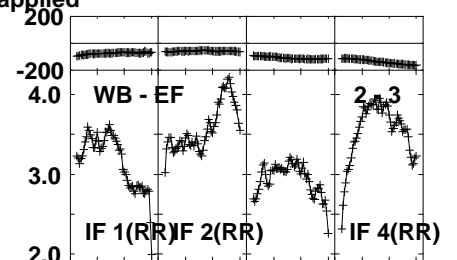
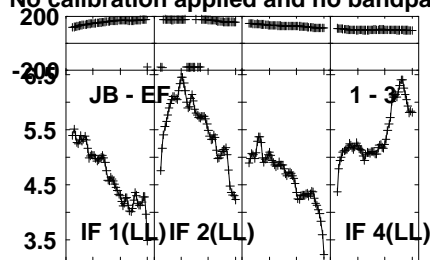
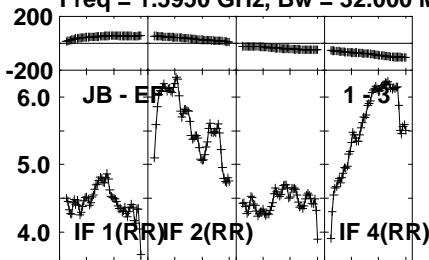
Lower frame: Milli Ampl Jy Top frame: Phas deg
Vector averaged cross-power spectrum Several baselines displayed
Timerange: 00/13:35:31 to 00/13:49:59

Plot file version 9 created 20-AUG-2022 03:07:55

3C66A EV024B 1.UVDATA.1

Freq = 1.5950 GHz, Bw = 32.000 MH

No calibration applied and no bandpass applied



0204060 204060 204060 204060
Channels

0204060 204060 204060 204060
Channels

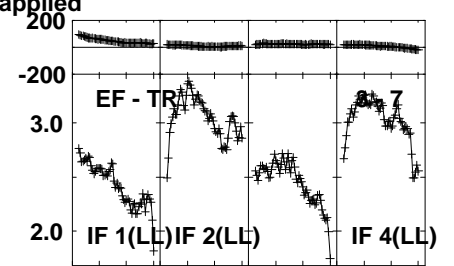
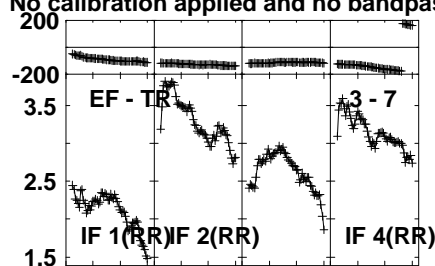
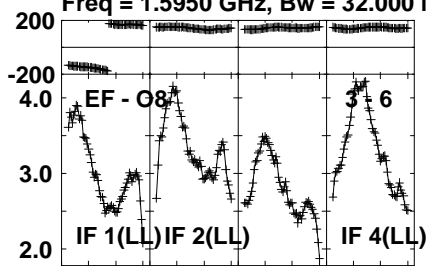
0204060 204060 204060 204060
Channels

Lower frame: Milli Ampl Jy Top frame: Phas deg
Vector averaged cross-power spectrum Several baselines displayed
Timerange: 00/13:50:31 to 00/14:04:59

Plot file version 10 created 20-AUG-2022 03:07:55

3C66A EV024B 1.UVDATA.1

Freq = 1.5950 GHz, Bw = 32.000 MH No calibration applied and no bandpass applied

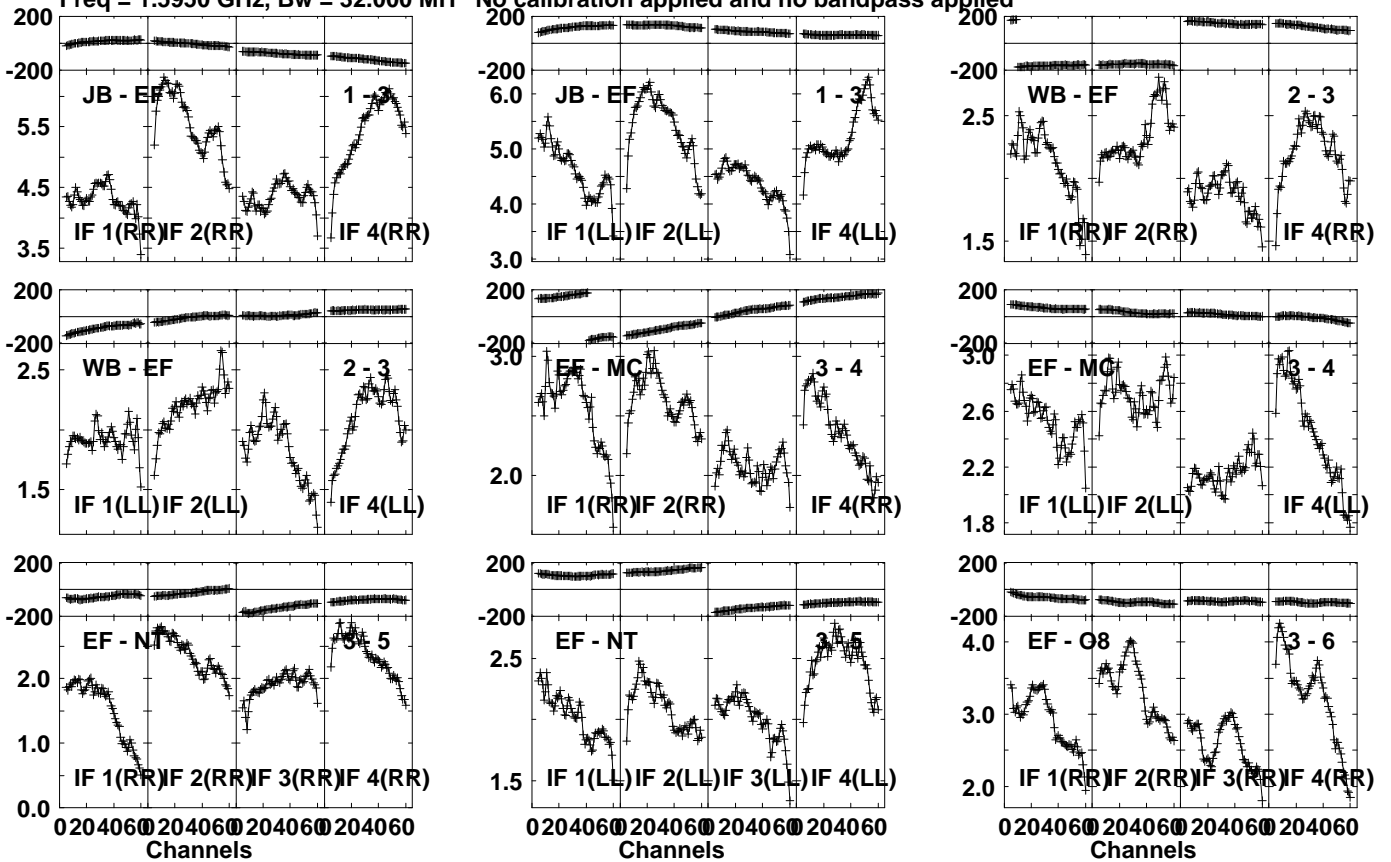


Lower frame: Milli Ampl Jy Top frame: Phas deg
Vector averaged cross-power spectrum Several baselines displayed
Timerange: 00/13:50:31 to 00/14:04:59

Plot file version 11 created 20-AUG-2022 03:07:55

3C66A EV024B 1.UVDATA.1

Freq = 1.5950 GHz, Bw = 32.000 MH No calibration applied and no bandpass applied

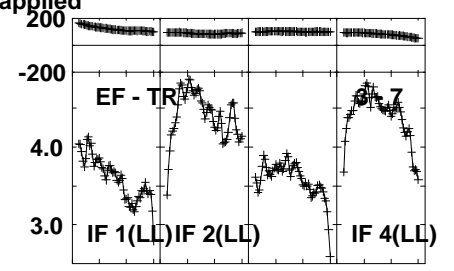
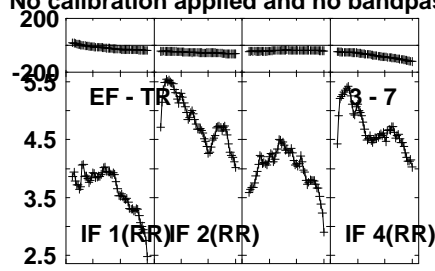
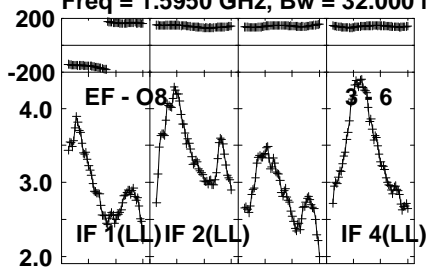


Lower frame: Milli Ampl Jy Top frame: Phas deg
 Vector averaged cross-power spectrum Several baselines displayed
 Timerange: 00/14:05:31 to 00/14:19:59

Plot file version 12 created 20-AUG-2022 03:07:56

3C66A EV024B 1.UVDATA.1

Freq = 1.5950 GHz, Bw = 32.000 MH No calibration applied and no bandpass applied



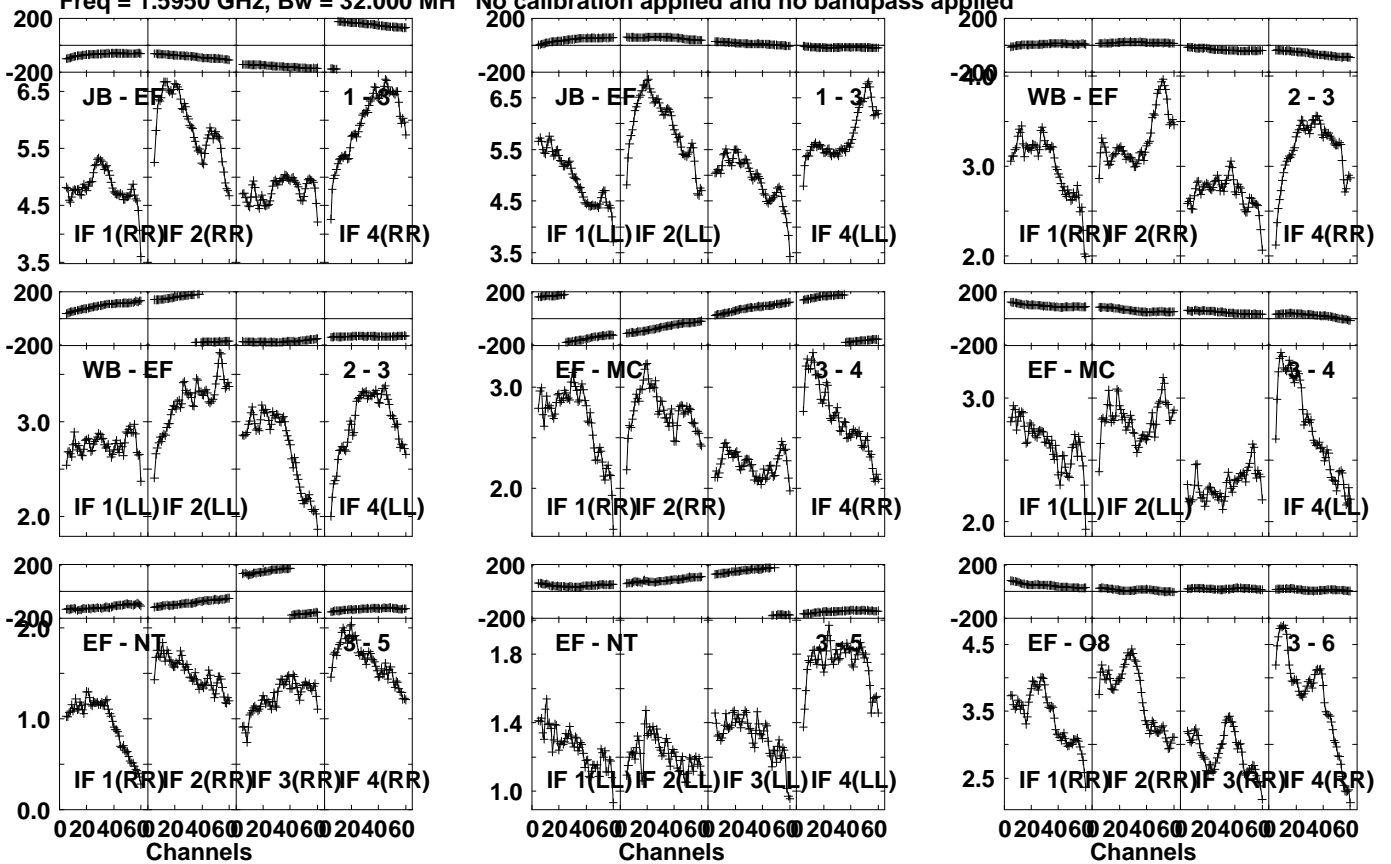
Lower frame: Milli Ampl Jy Top frame: Phas deg
Vector averaged cross-power spectrum Several baselines displayed
Timerange: 00/14:05:31 to 00/14:19:59

Plot file version 13 created 20-AUG-2022 03:07:56

3C66A EV024B 1.UVDATA.1

Freq = 1.5950 GHz, Bw = 32.000 MH

No calibration applied and no bandpass applied



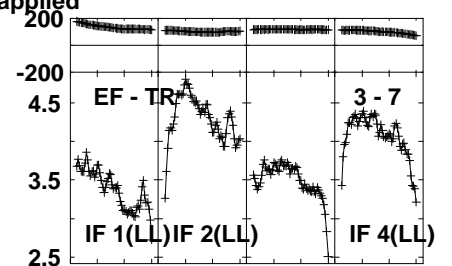
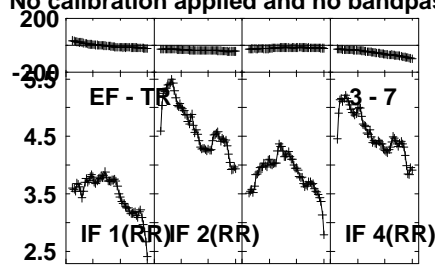
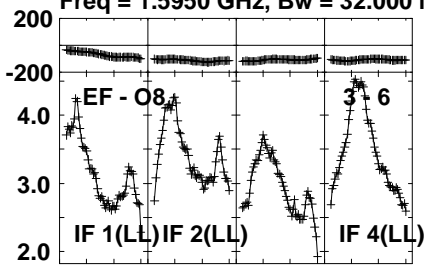
Lower frame: Milli Ampl Jy Top frame: Phas deg
Vector averaged cross-power spectrum Several baselines displayed
Timerange: 00/14:20:31 to 00/14:34:59

Plot file version 14 created 20-AUG-2022 03:07:56

3C66A EV024B 1.UVDATA.1

Freq = 1.5950 GHz, Bw = 32.000 MH

No calibration applied and no bandpass applied

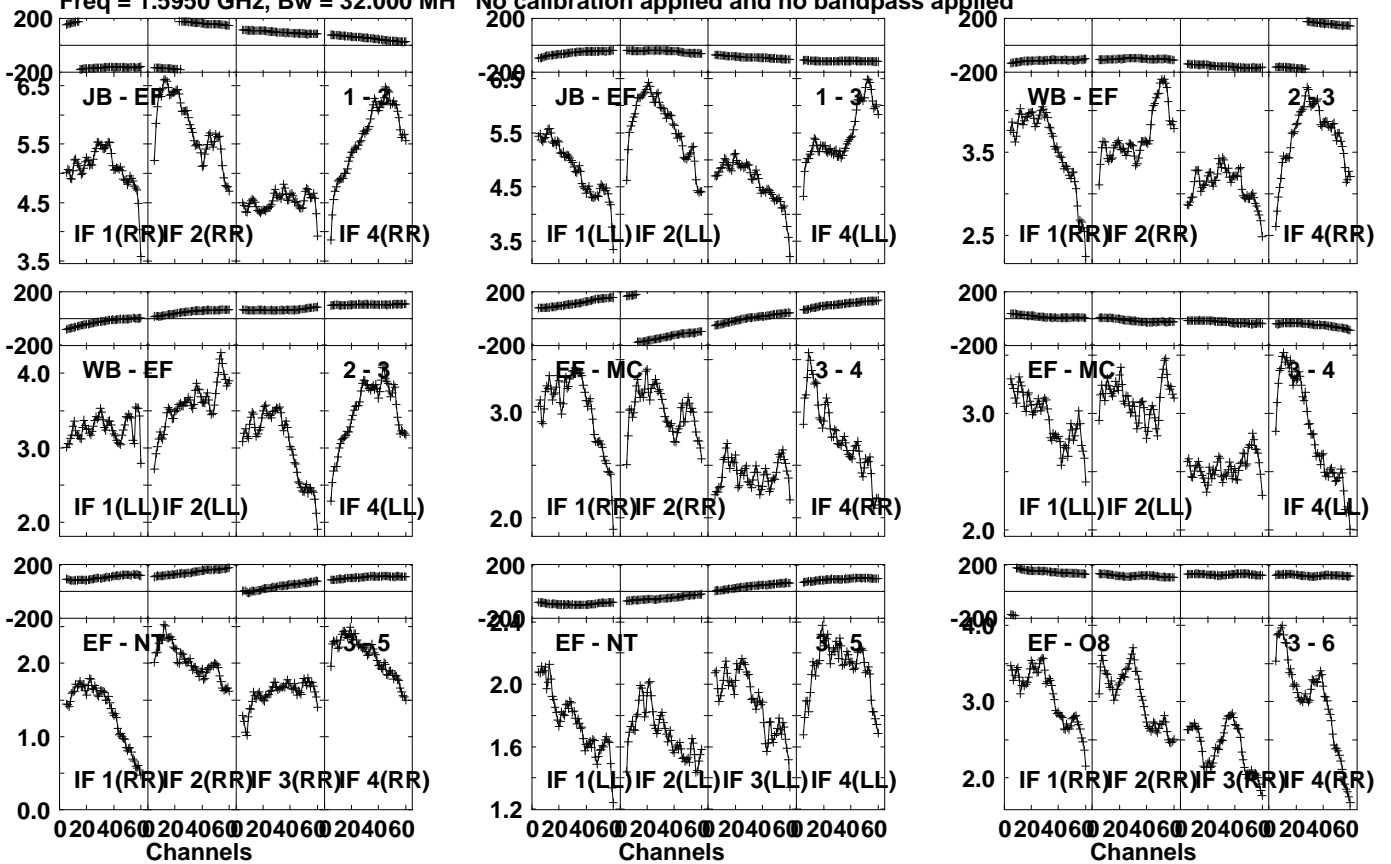


Lower frame: Milli Ampl Jy Top frame: Phas deg
Vector averaged cross-power spectrum Several baselines displayed
Timerange: 00/14:20:31 to 00/14:34:59

Plot file version 15 created 20-AUG-2022 03:07:56

3C66A EV024B 1.UVDATA.1

Freq = 1.5950 GHz, Bw = 32.000 MH No calibration applied and no bandpass applied



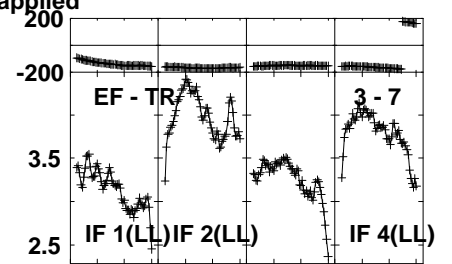
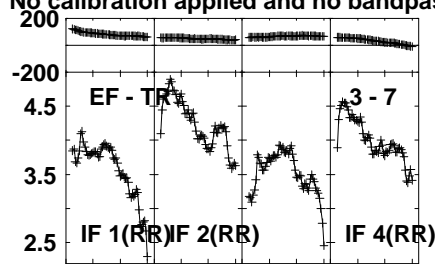
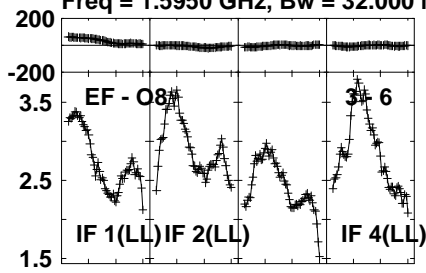
Lower frame: Milli Ampl Jy Top frame: Phas deg
Vector averaged cross-power spectrum Several baselines displayed
Timerange: 00/14:35:31 to 00/14:49:59

Plot file version 16 created 20-AUG-2022 03:07:57

3C66A EV024B 1.UVDATA.1

Freq = 1.5950 GHz, Bw = 32.000 MH

No calibration applied and no bandpass applied



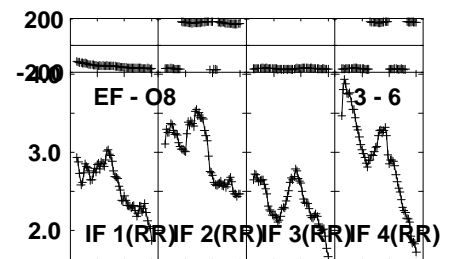
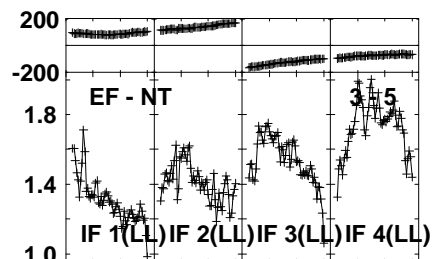
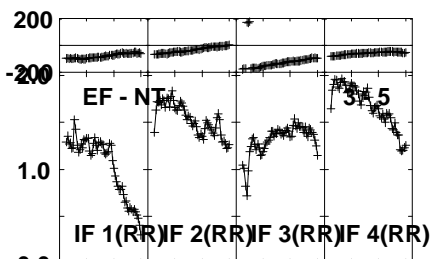
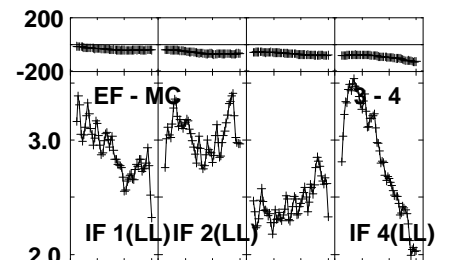
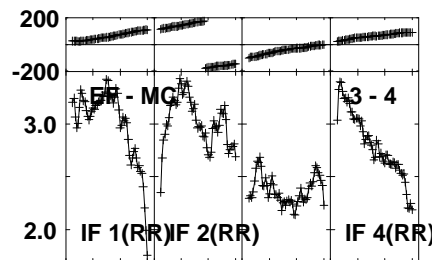
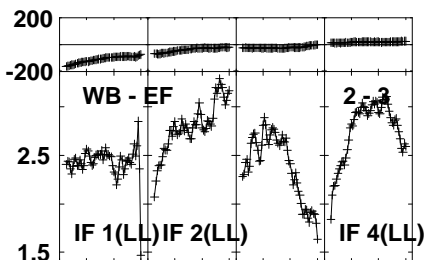
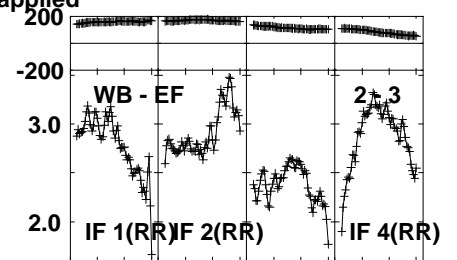
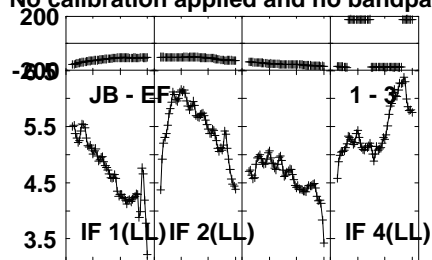
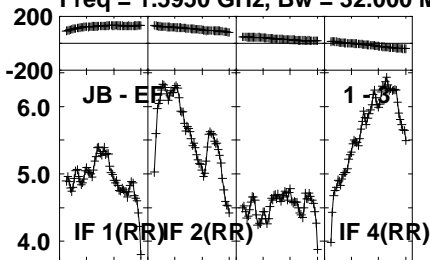
Lower frame: Milli Ampl Jy Top frame: Phas deg
Vector averaged cross-power spectrum Several baselines displayed
Timerange: 00/14:35:31 to 00/14:49:59

Plot file version 17 created 20-AUG-2022 03:07:57

3C66A EV024B 1.UVDATA.1

Freq = 1.5950 GHz, Bw = 32.000 MH

No calibration applied and no bandpass applied



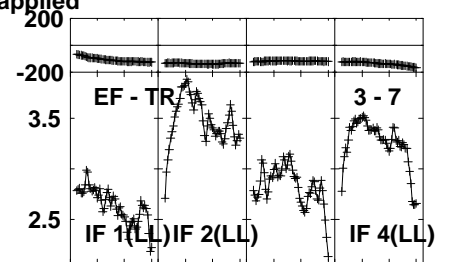
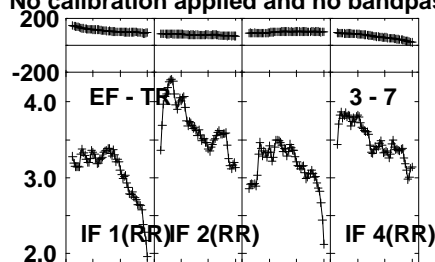
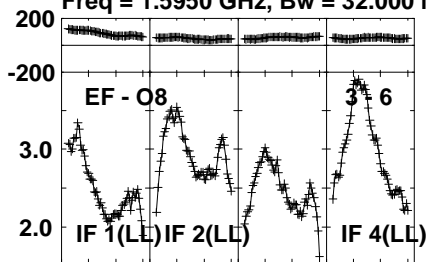
Lower frame: Milli Ampl Jy Top frame: Phas deg
Vector averaged cross-power spectrum Several baselines displayed
Timerange: 00/14:50:31 to 00/15:04:59

Plot file version 18 created 20-AUG-2022 03:07:57

3C66A EV024B 1.UVDATA.1

Freq = 1.5950 GHz, Bw = 32.000 MH

No calibration applied and no bandpass applied



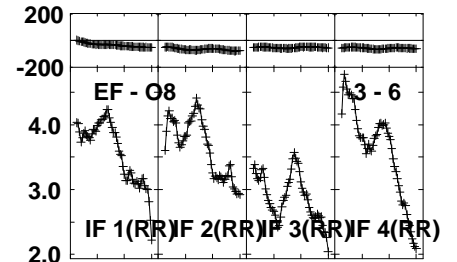
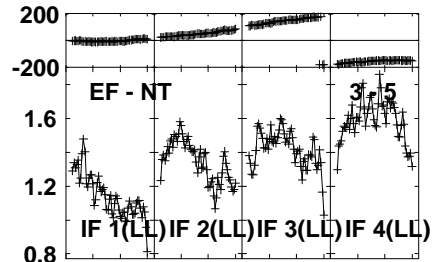
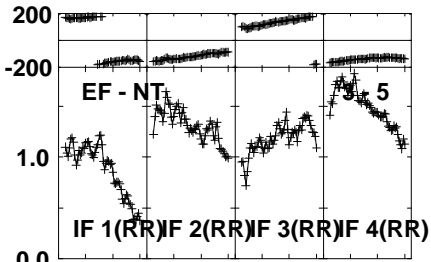
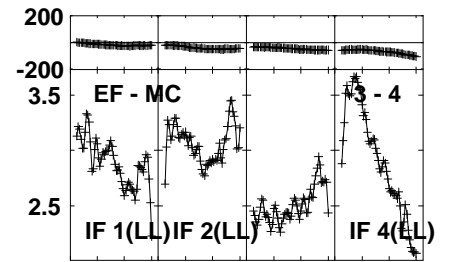
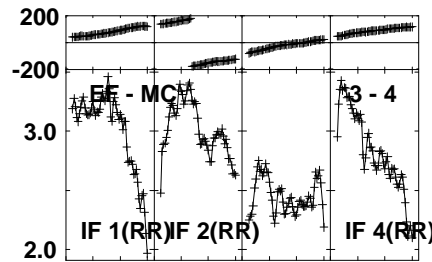
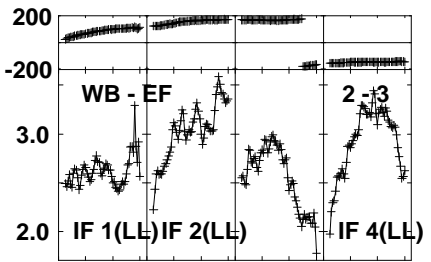
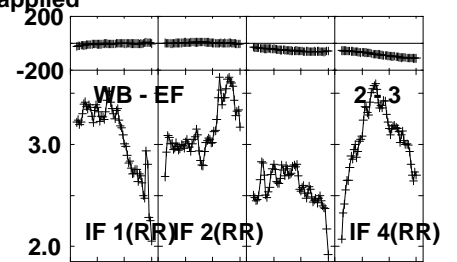
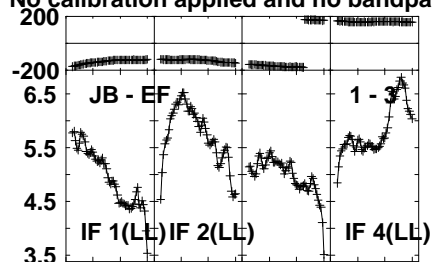
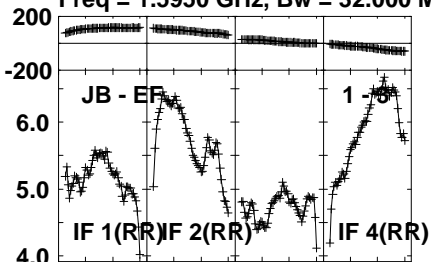
Lower frame: Milli Ampl Jy Top frame: Phas deg
Vector averaged cross-power spectrum Several baselines displayed
Timerange: 00/14:50:31 to 00/15:04:59

Plot file version 19 created 20-AUG-2022 03:07:57

3C66A EV024B 1.UVDATA.1

Freq = 1.5950 GHz, Bw = 32.000 MH

No calibration applied and no bandpass applied

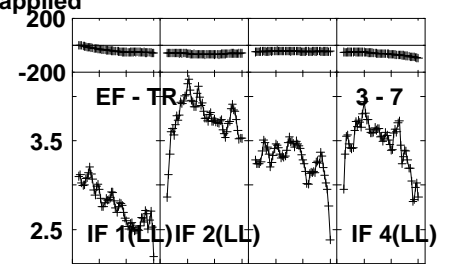
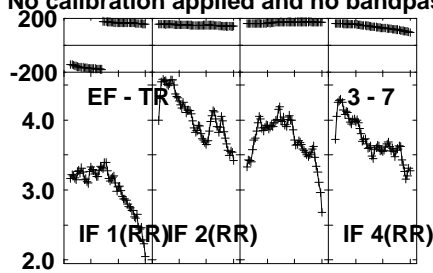
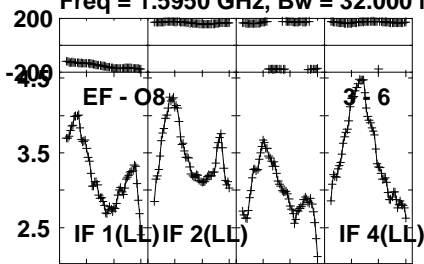


Lower frame: Milli Ampl Jy Top frame: Phas deg
Vector averaged cross-power spectrum Several baselines displayed
Timerange: 00/15:05:31 to 00/15:19:59

Plot file version 20 created 20-AUG-2022 03:07:57

3C66A EV024B 1.UVDATA.1

Freq = 1.5950 GHz, Bw = 32.000 MH No calibration applied and no bandpass applied



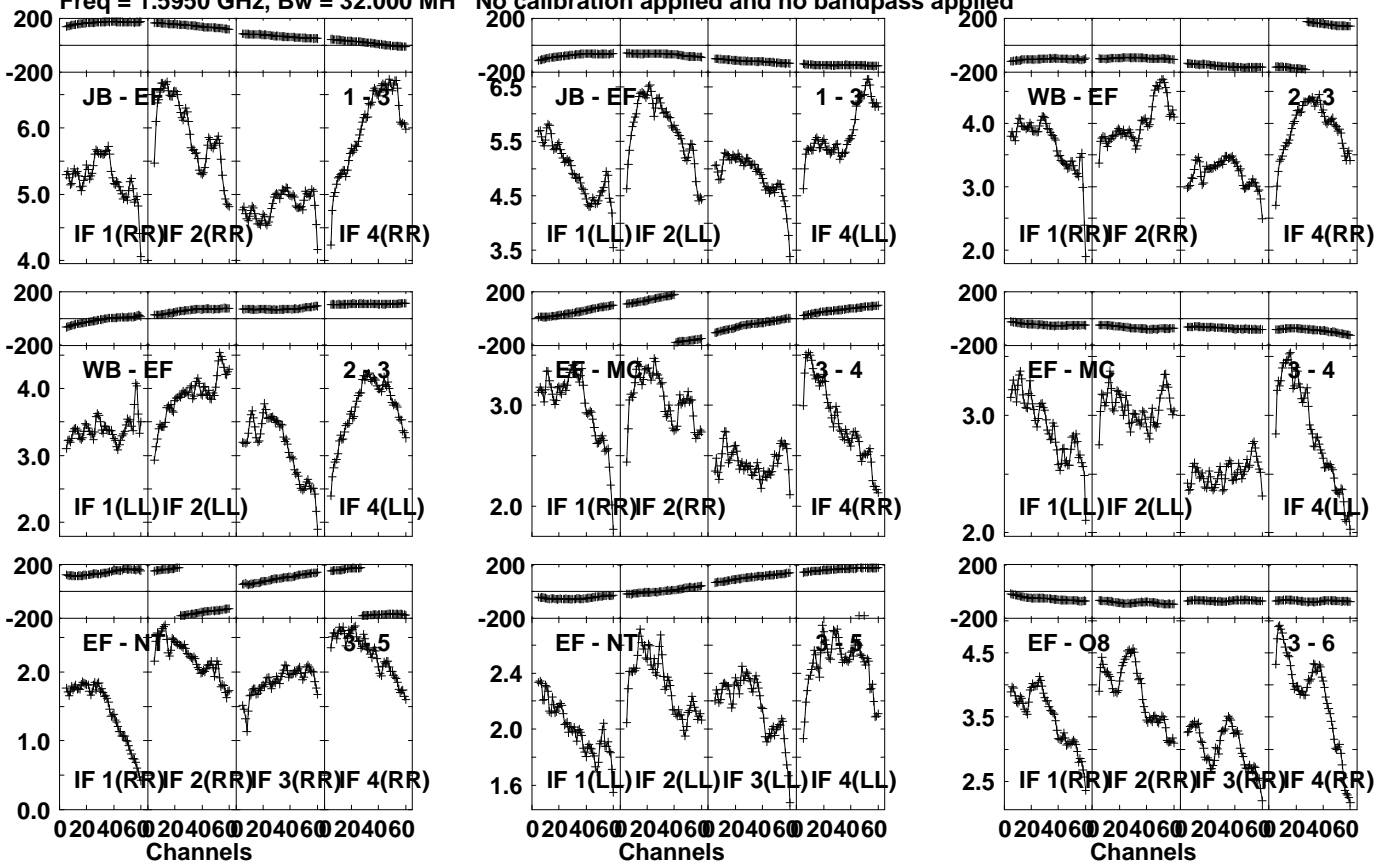
Lower frame: Milli Ampl Jy Top frame: Phas deg
Vector averaged cross-power spectrum Several baselines displayed
Timerange: 00/15:05:31 to 00/15:19:59

Plot file version 21 created 20-AUG-2022 03:07:58

3C66A EV024B 1.UVDATA.1

Freq = 1.5950 GHz, Bw = 32.000 MH

No calibration applied and no bandpass applied

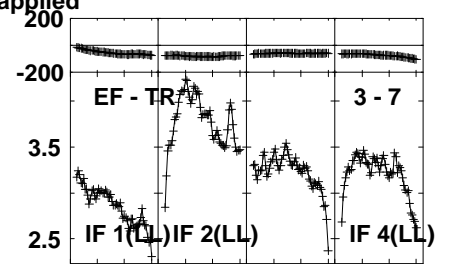
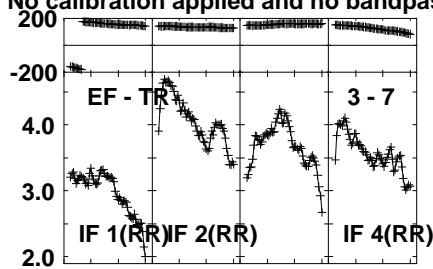
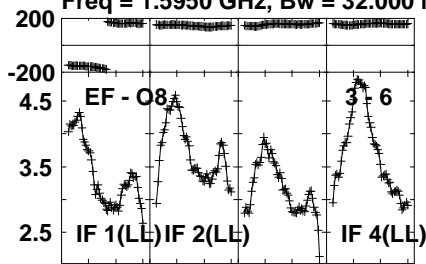


Lower frame: Milli Ampl Jy Top frame: Phas deg
Vector averaged cross-power spectrum Several baselines displayed
Timerange: 00/15:20:31 to 00/15:34:59

Plot file version 22 created 20-AUG-2022 03:07:58

3C66A EV024B 1.UVDATA.1

Freq = 1.5950 GHz, Bw = 32.000 MH No calibration applied and no bandpass applied



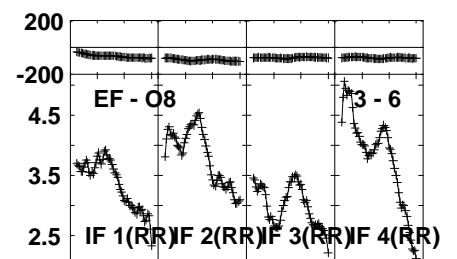
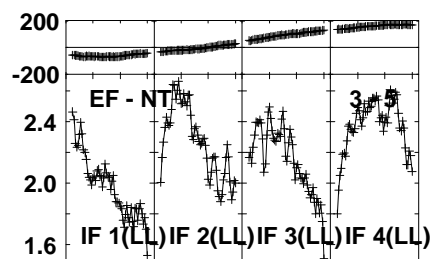
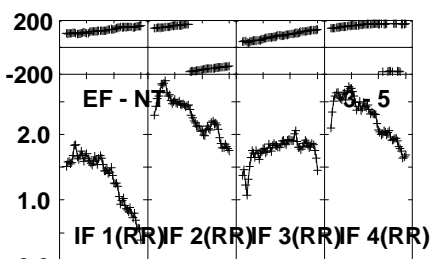
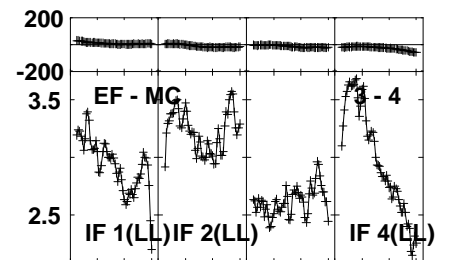
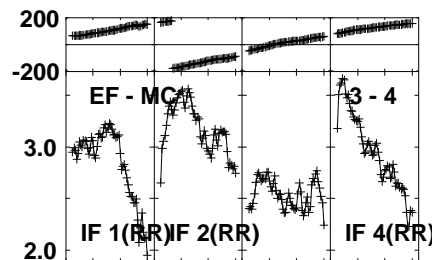
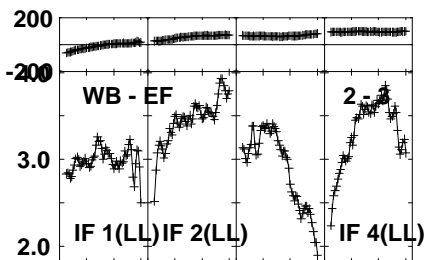
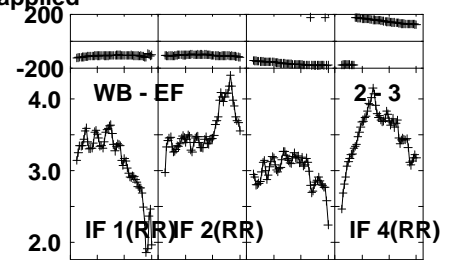
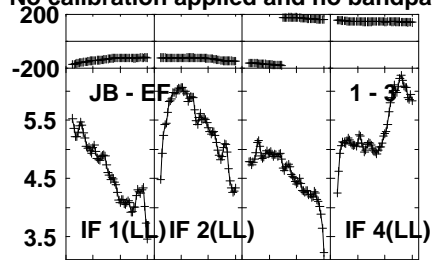
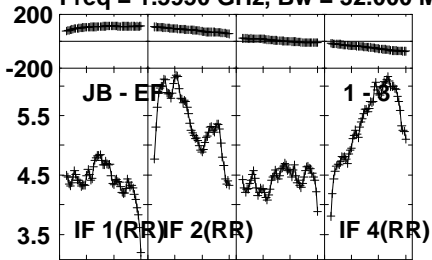
Lower frame: Milli Ampl Jy Top frame: Phas deg
Vector averaged cross-power spectrum Several baselines displayed
Timerange: 00/15:20:31 to 00/15:34:59

Plot file version 23 created 20-AUG-2022 03:07:58

3C66A EV024B 1.UVDATA.1

Freq = 1.5950 GHz, Bw = 32.000 MH

No calibration applied and no bandpass applied



020406@20406@20406@204060
Channels

020406@20406@20406@204060
Channels

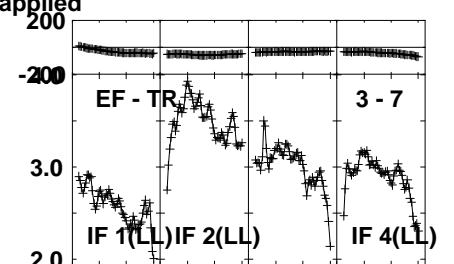
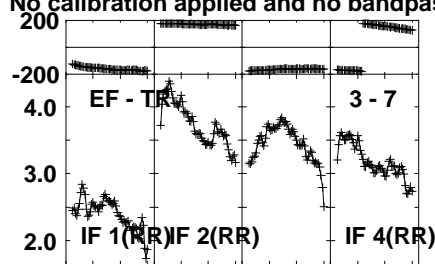
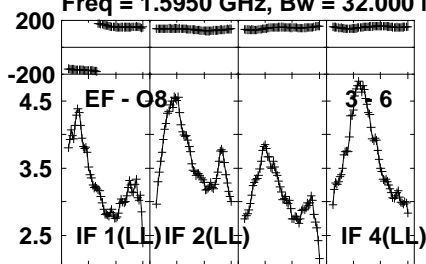
020406@20406@20406@204060
Channels

Lower frame: Milli Ampl Jy Top frame: Phas deg
Vector averaged cross-power spectrum Several baselines displayed
Timerange: 00/15:35:31 to 00/15:49:59

Plot file version 24 created 20-AUG-2022 03:07:58

3C66A EV024B 1.UVDATA.1

Freq = 1.5950 GHz, Bw = 32.000 MH No calibration applied and no bandpass applied



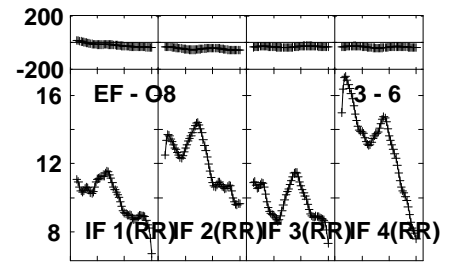
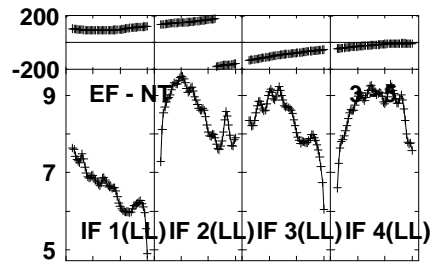
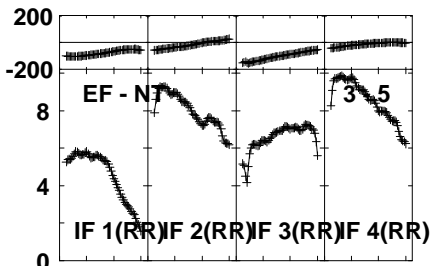
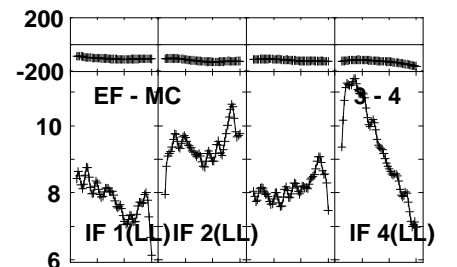
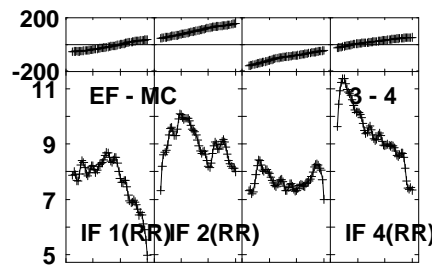
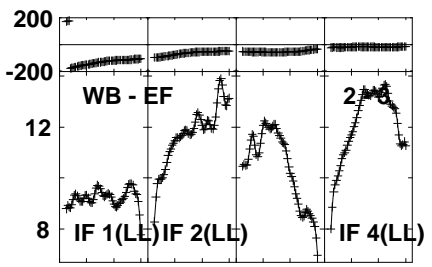
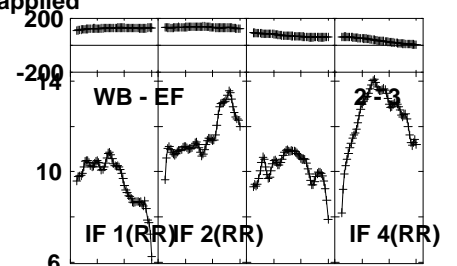
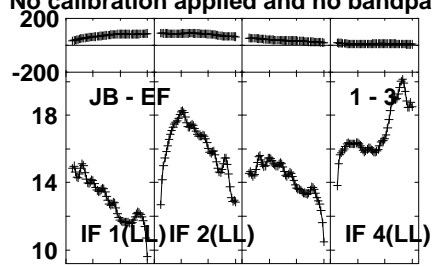
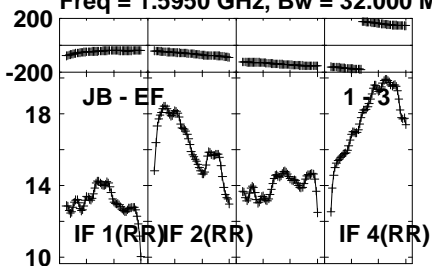
Lower frame: Milli Ampl Jy Top frame: Phas deg
Vector averaged cross-power spectrum Several baselines displayed
Timerange: 00/15:35:31 to 00/15:49:59

Plot file version 25 created 20-AUG-2022 03:07:59

0133+476 EV024B 1.UVDATA.1

Freq = 1.5950 GHz, Bw = 32.000 MH

No calibration applied and no bandpass applied



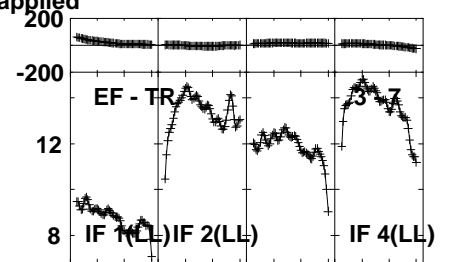
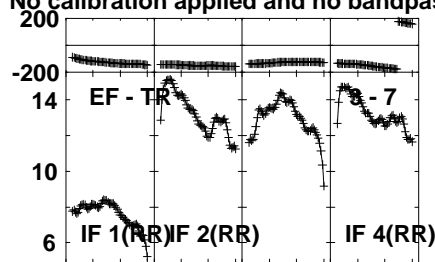
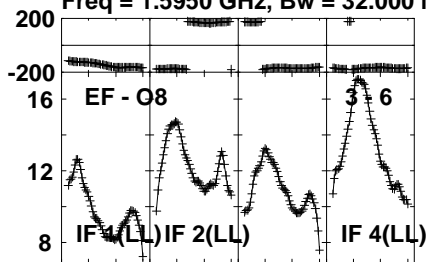
Lower frame: Milli Ampl Jy Top frame: Phas deg
Vector averaged cross-power spectrum Several baselines displayed
Timerange: 00/15:52:01 to 00/15:56:59

Plot file version 26 created 20-AUG-2022 03:07:59

0133+476 EV024B 1.UVDATA.1

Freq = 1.5950 GHz, Bw = 32.000 MH

No calibration applied and no bandpass applied



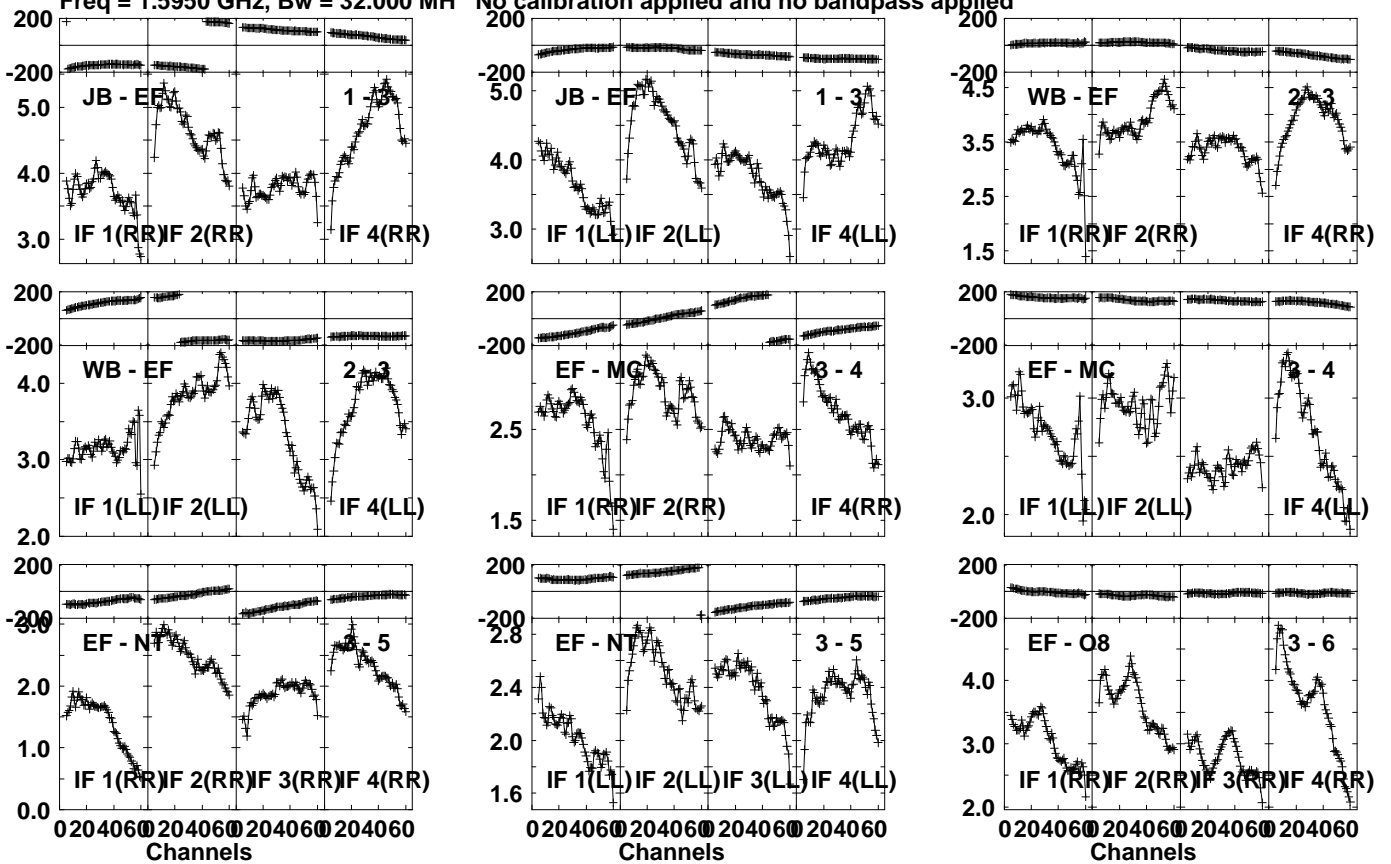
Lower frame: Milli Ampl Jy Top frame: Phas deg
Vector averaged cross-power spectrum Several baselines displayed
Timerange: 00/15:52:01 to 00/15:56:59

Plot file version 27 created 20-AUG-2022 03:07:59

3C66A EV024B 1.UVDATA.1

Freq = 1.5950 GHz, Bw = 32.000 MH

No calibration applied and no bandpass applied



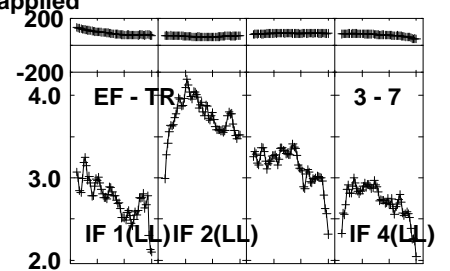
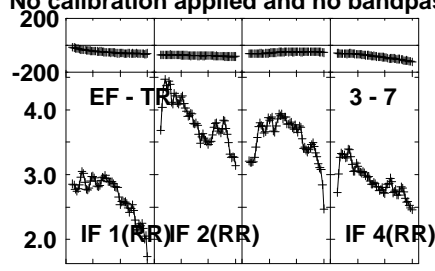
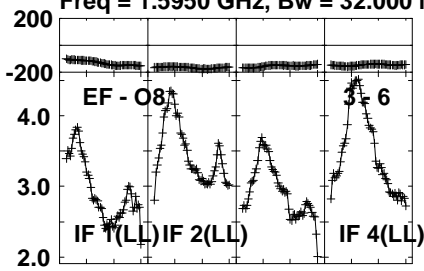
Lower frame: Milli Ampl Jy Top frame: Phas deg
Vector averaged cross-power spectrum Several baselines displayed
Timerange: 00/15:59:01 to 00/16:11:59

Plot file version 28 created 20-AUG-2022 03:07:59

3C66A EV024B 1.UVDATA.1

Freq = 1.5950 GHz, Bw = 32.000 MH

No calibration applied and no bandpass applied



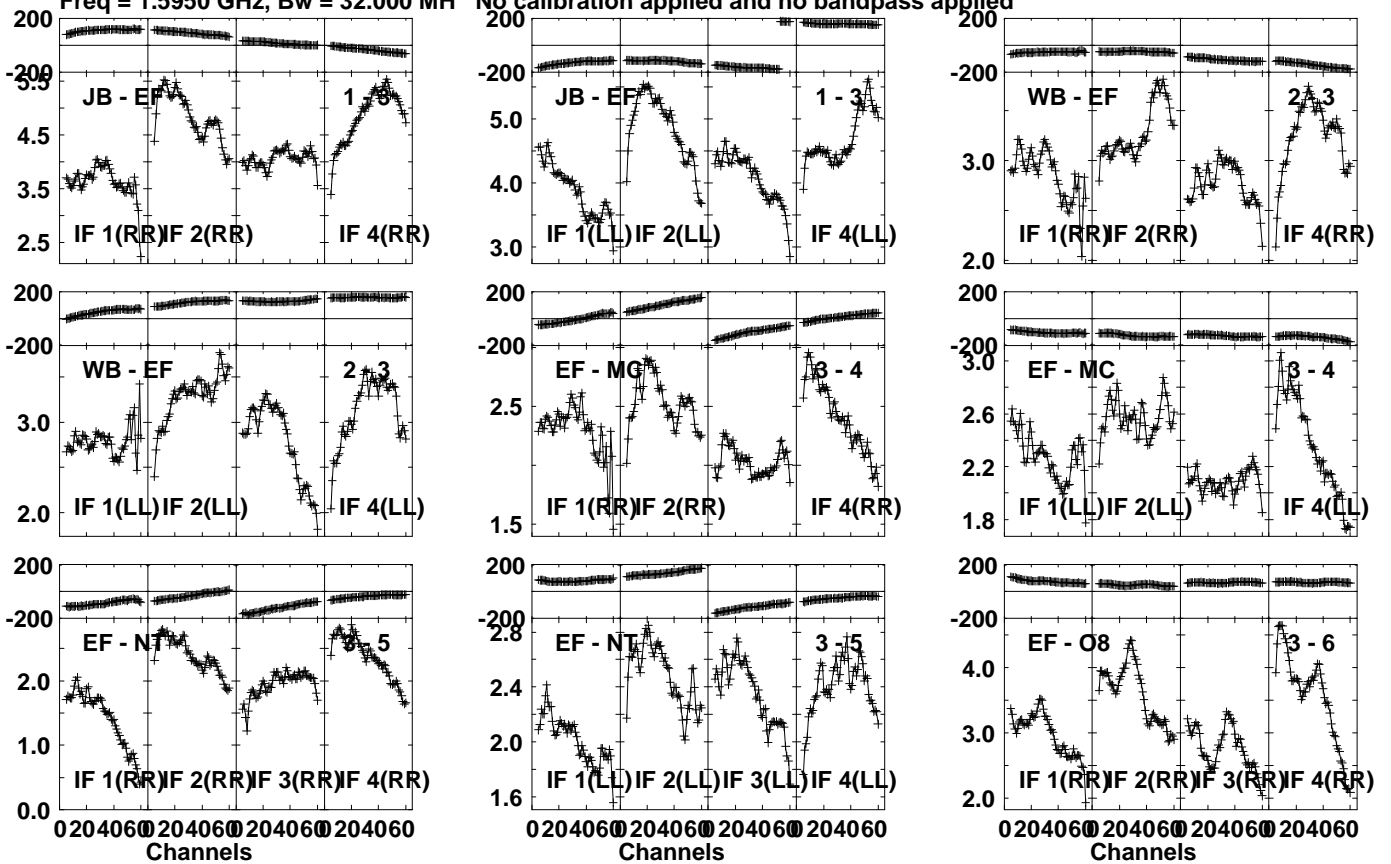
Lower frame: Milli Ampl Jy Top frame: Phas deg
Vector averaged cross-power spectrum Several baselines displayed
Timerange: 00/15:59:01 to 00/16:11:59

Plot file version 29 created 20-AUG-2022 03:07:59

3C66A EV024B 1.UVDATA.1

Freq = 1.5950 GHz, Bw = 32.000 MH

No calibration applied and no bandpass applied



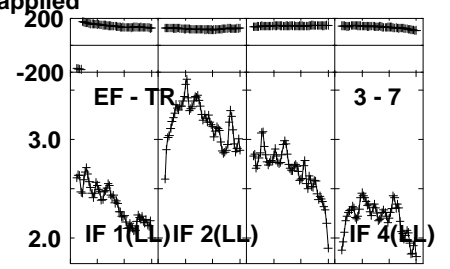
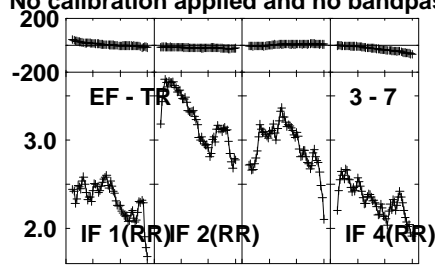
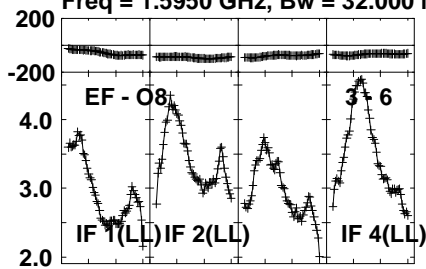
Lower frame: Milli Ampl Jy Top frame: Phas deg
 Vector averaged cross-power spectrum Several baselines displayed
 Timerange: 00/16:12:31 to 00/16:26:59

Plot file version 30 created 20-AUG-2022 03:07:59

3C66A EV024B 1.UVDATA.1

Freq = 1.5950 GHz, Bw = 32.000 MH

No calibration applied and no bandpass applied

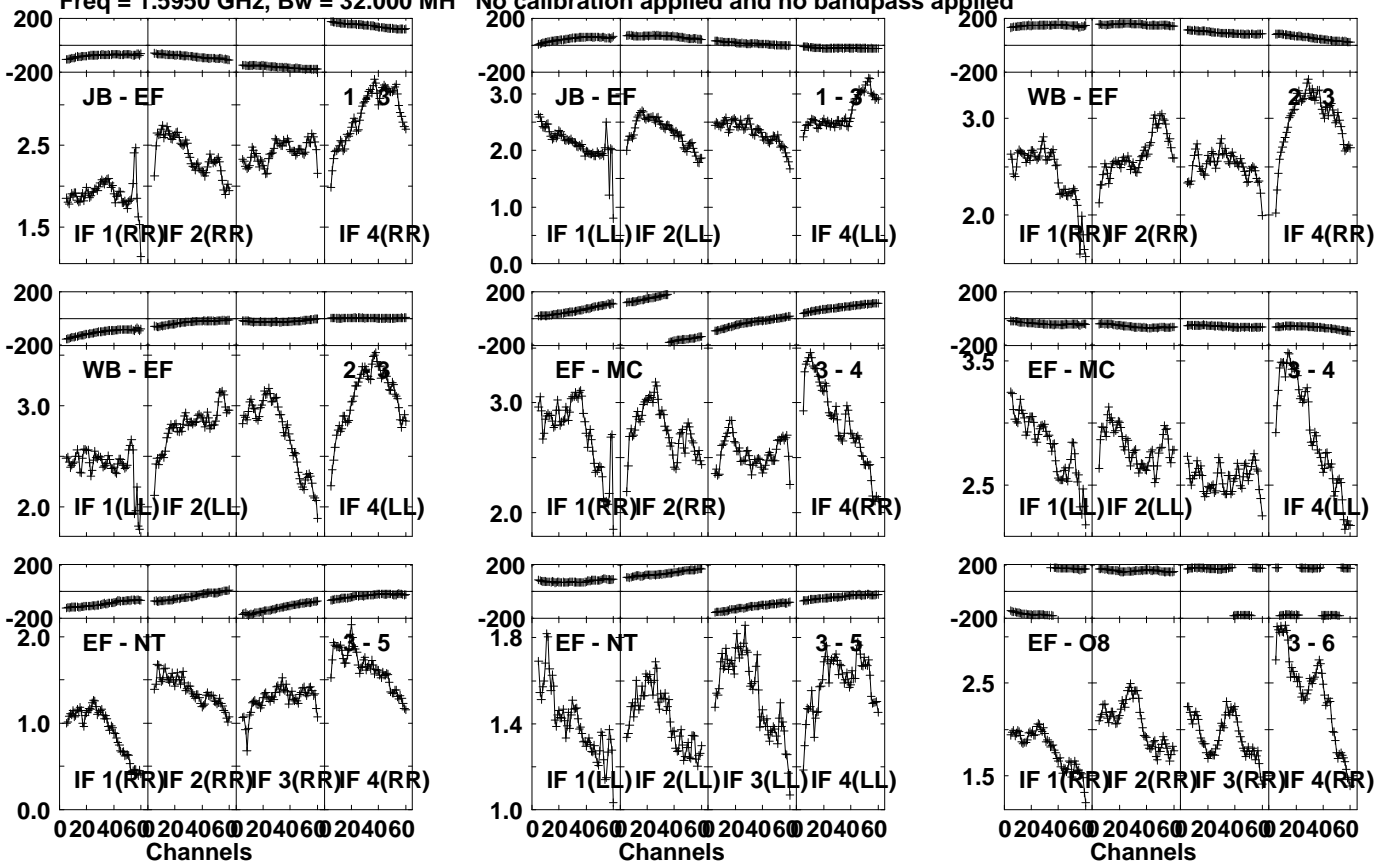


Lower frame: Milli Ampl Jy Top frame: Phas deg
Vector averaged cross-power spectrum Several baselines displayed
Timerange: 00/16:12:31 to 00/16:26:59

Plot file version 31 created 20-AUG-2022 03:08:00

3C66A EV024B 1.UVDATA.1

Freq = 1.5950 GHz, Bw = 32.000 MH No calibration applied and no bandpass applied



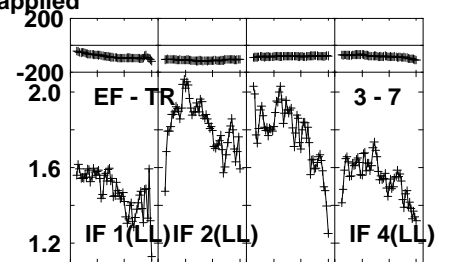
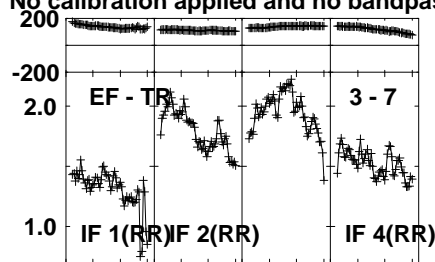
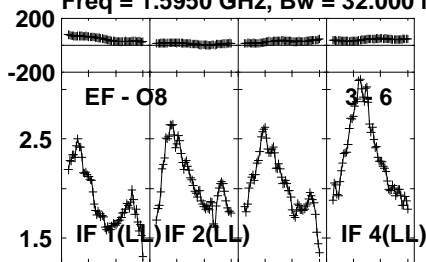
Lower frame: Milli Ampl Jy Top frame: Phas deg
 Vector averaged cross-power spectrum Several baselines displayed
 Timerange: 00/16:27:31 to 00/16:41:59

Plot file version 32 created 20-AUG-2022 03:08:00

3C66A EV024B 1.UVDATA.1

Freq = 1.5950 GHz, Bw = 32.000 MH

No calibration applied and no bandpass applied



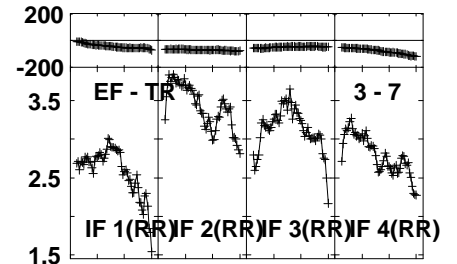
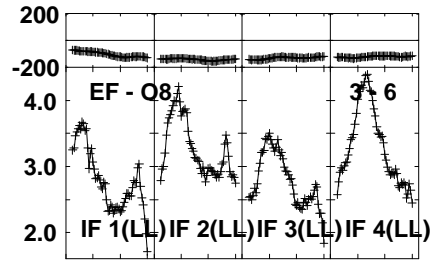
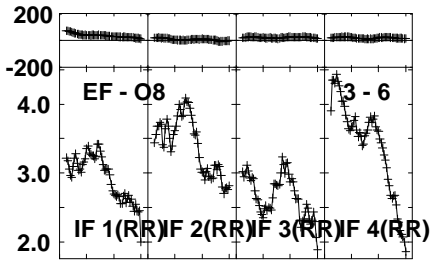
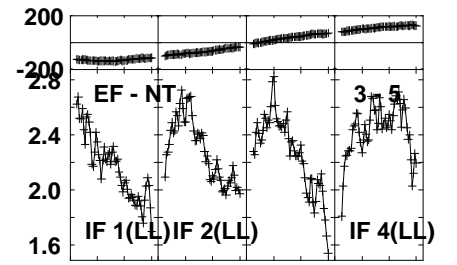
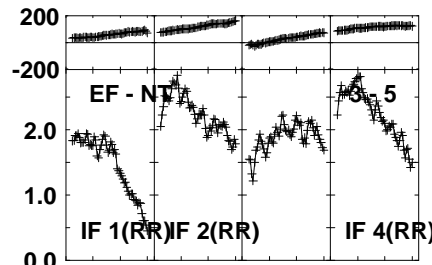
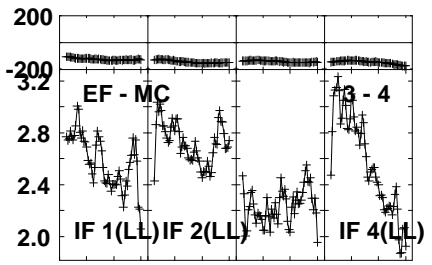
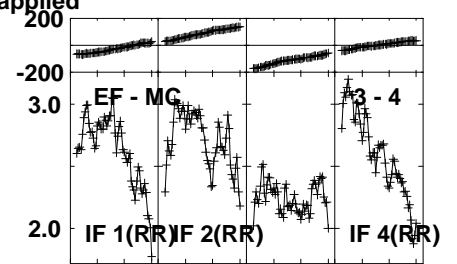
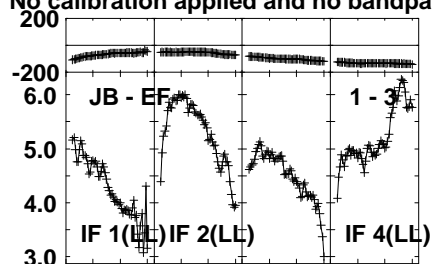
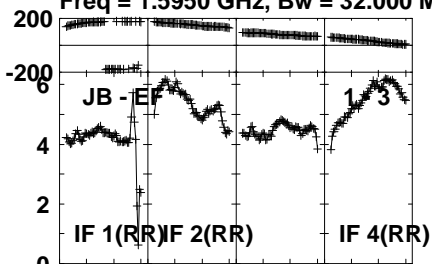
Lower frame: Milli Ampl Jy Top frame: Phas deg
Vector averaged cross-power spectrum Several baselines displayed
Timerange: 00/16:27:31 to 00/16:41:59

Plot file version 33 created 20-AUG-2022 03:08:00

3C66A EV024B 1.UVDATA.1

Freq = 1.5950 GHz, Bw = 32.000 MH

No calibration applied and no bandpass applied

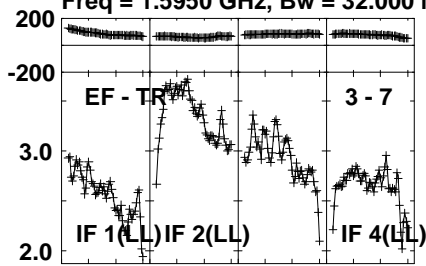


Lower frame: Milli Ampl Jy Top frame: Phas deg
Vector averaged cross-power spectrum Several baselines displayed
Timerange: 00/16:42:31 to 00/16:49:59

Plot file version 34 created 20-AUG-2022 03:08:00

3C66A EV024B 1.UVDATA.1

Freq = 1.5950 GHz, Bw = 32.000 MH No calibration applied and no bandpass applied



Lower frame: Milli Ampl Jy Top frame: Phas deg

Vector averaged cross-power spectrum Several baselines displayed

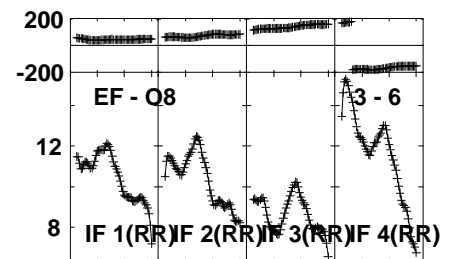
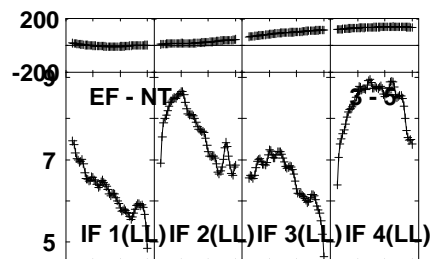
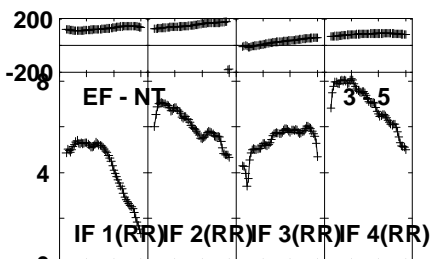
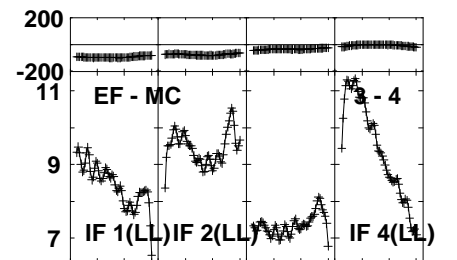
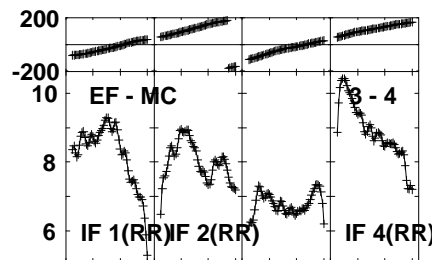
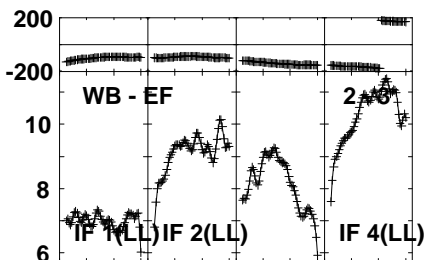
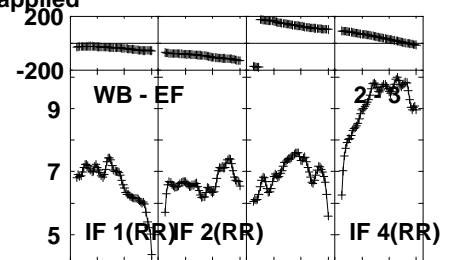
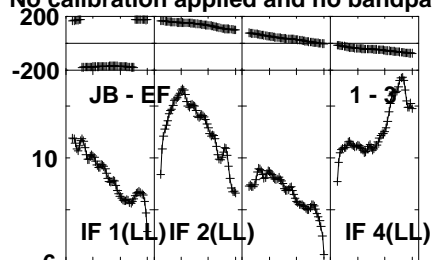
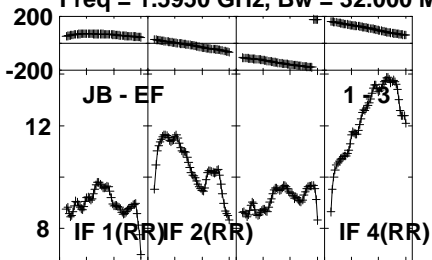
Timerange: 00/16:42:31 to 00/16:49:59

Plot file version 35 created 20-AUG-2022 03:08:00

0133+476 EV024B 1.UVDATA.1

Freq = 1.5950 GHz, Bw = 32.000 MH

No calibration applied and no bandpass applied



0204060 204060 204060 204060
Channels

0204060 204060 204060 204060
Channels

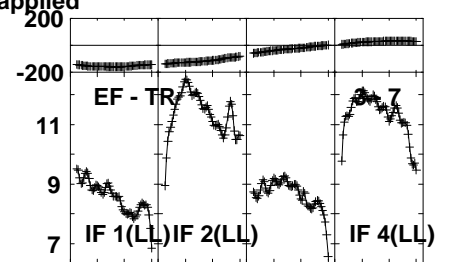
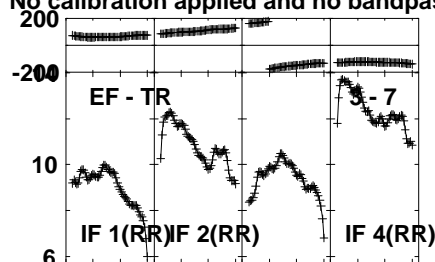
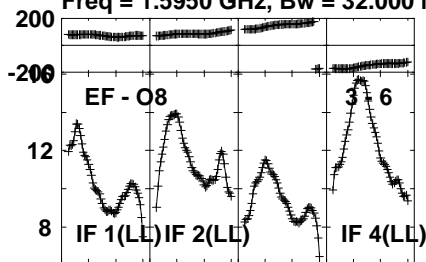
0204060 204060 204060 204060
Channels

Lower frame: Milli Ampl Jy Top frame: Phas deg
Vector averaged cross-power spectrum Several baselines displayed
Timerange: 01/04:00:09 to 01/04:04:59

Plot file version 36 created 20-AUG-2022 03:08:00

0133+476 EV024B 1.UVDATA.1

Freq = 1.5950 GHz, Bw = 32.000 MH No calibration applied and no bandpass applied



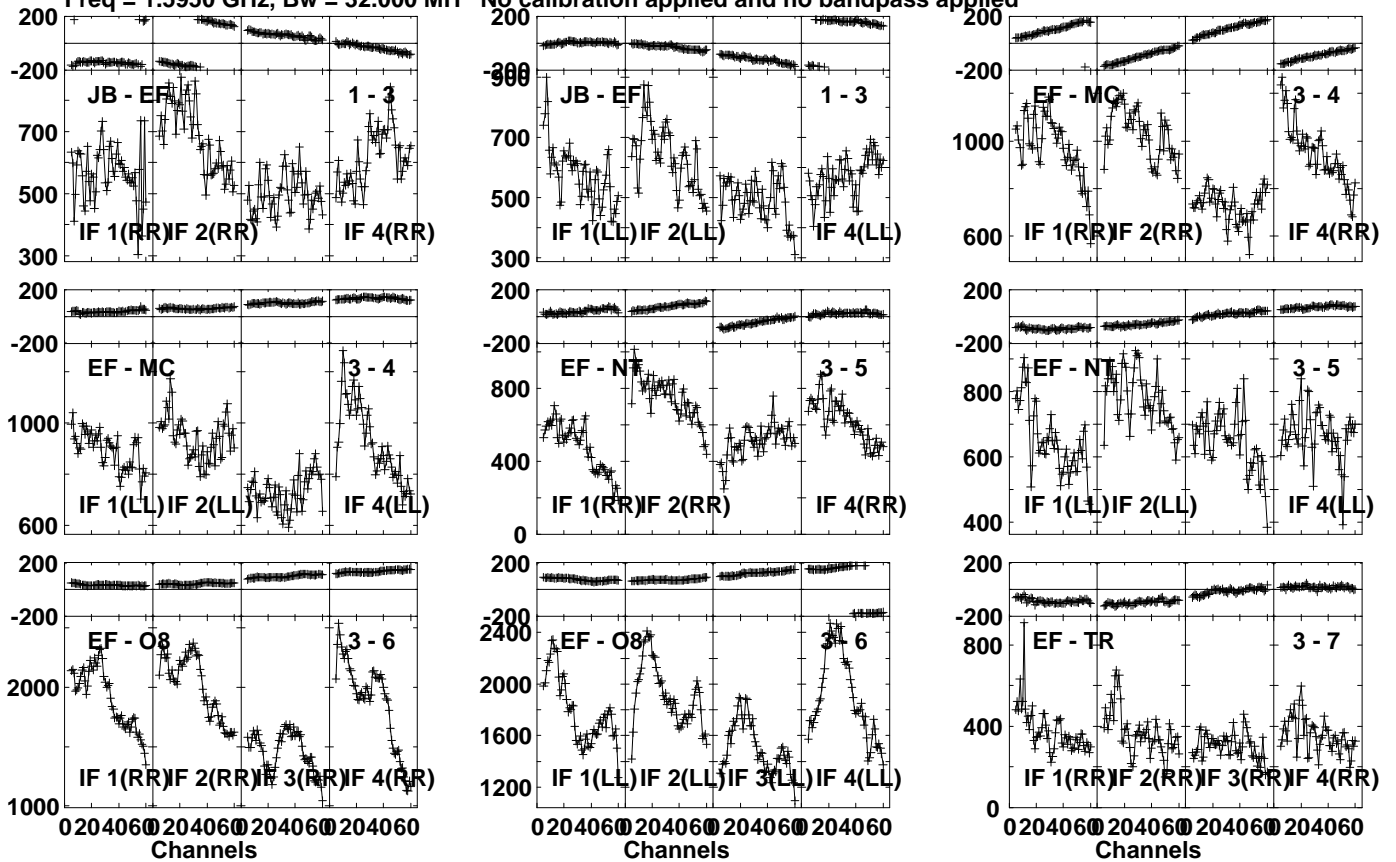
Lower frame: Milli Ampl Jy Top frame: Phas deg
Vector averaged cross-power spectrum Several baselines displayed
Timerange: 01/04:00:09 to 01/04:04:59

Plot file version 37 created 20-AUG-2022 03:08:00

3C66A EV024B 1.UVDATA.1

Freq = 1.5950 GHz, Bw = 32.000 MH

No calibration applied and no bandpass applied

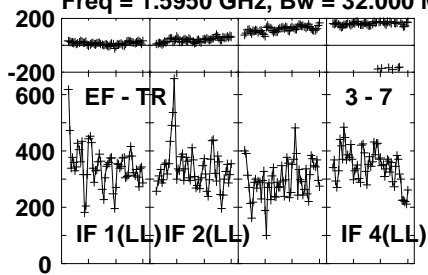


Lower frame: Micro Ampl Jy Top frame: Phas deg
Vector averaged cross-power spectrum Several baselines displayed
Timerange: 01/04:07:01 to 01/04:19:59

Plot file version 38 created 20-AUG-2022 03:08:01

3C66A EV024B 1.UVDATA.1

Freq = 1.5950 GHz, Bw = 32.000 MH No calibration applied and no bandpass applied



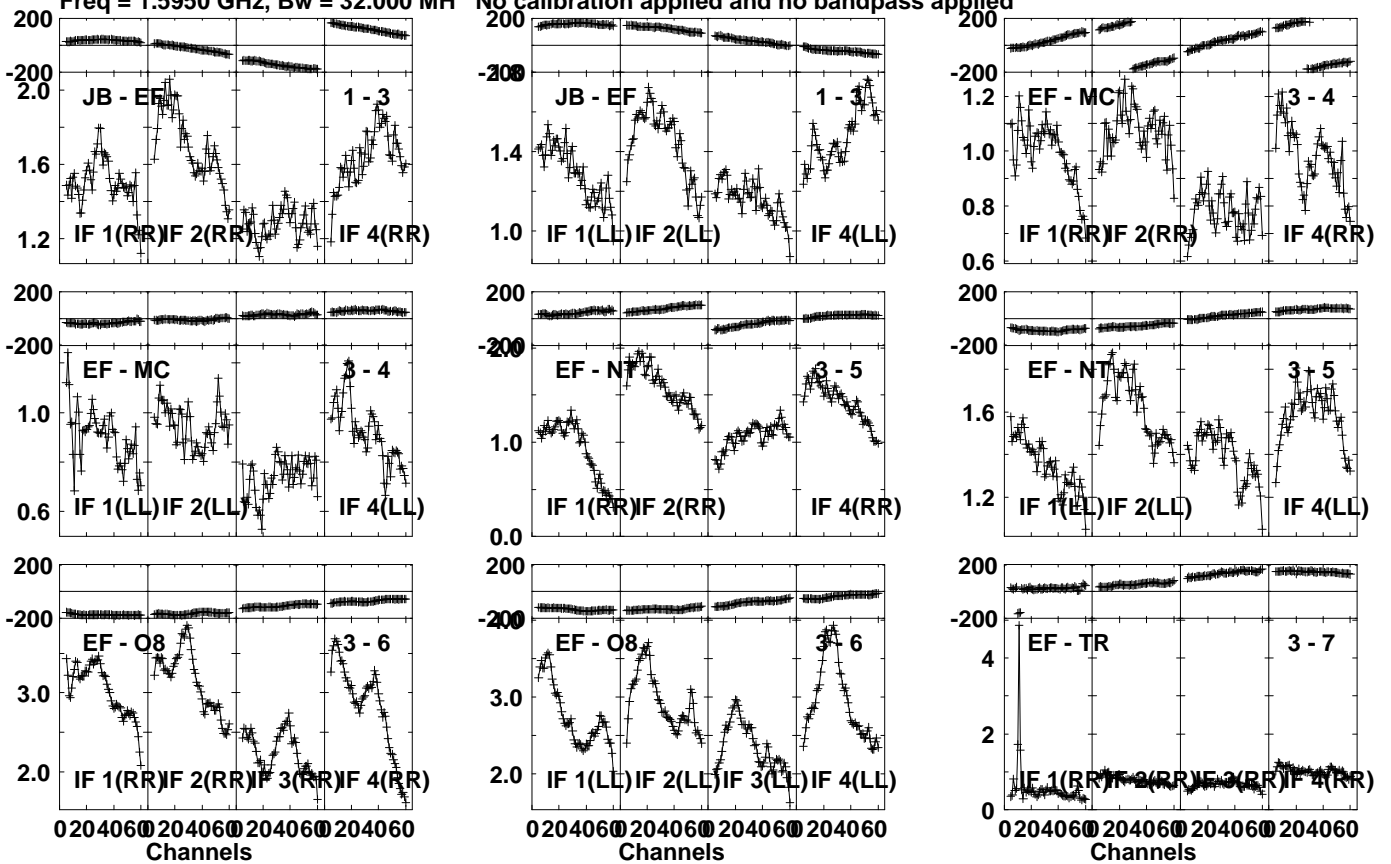
Lower frame: Micro Ampl Jy Top frame: Phas deg
Vector averaged cross-power spectrum Several baselines displayed
Timerange: 01/04:07:01 to 01/04:19:59

Plot file version 39 created 20-AUG-2022 03:08:01

3C66A EV024B 1.UVDATA.1

Freq = 1.5950 GHz, Bw = 32.000 MH

No calibration applied and no bandpass applied

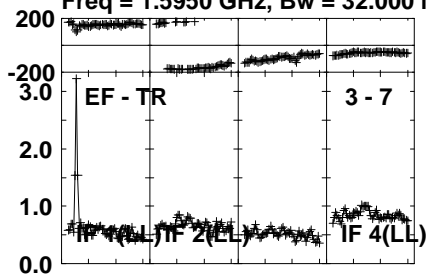


Lower frame: Milli Ampl Jy Top frame: Phas deg
 Vector averaged cross-power spectrum Several baselines displayed
 Timerange: 01/04:20:31 to 01/04:34:59

Plot file version 40 created 20-AUG-2022 03:08:01

3C66A EV024B 1.UVDATA.1

Freq = 1.5950 GHz, Bw = 32.000 MH No calibration applied and no bandpass applied



Lower frame: Milli Ampl Jy Top frame: Phas deg

Vector averaged cross-power spectrum Several baselines displayed

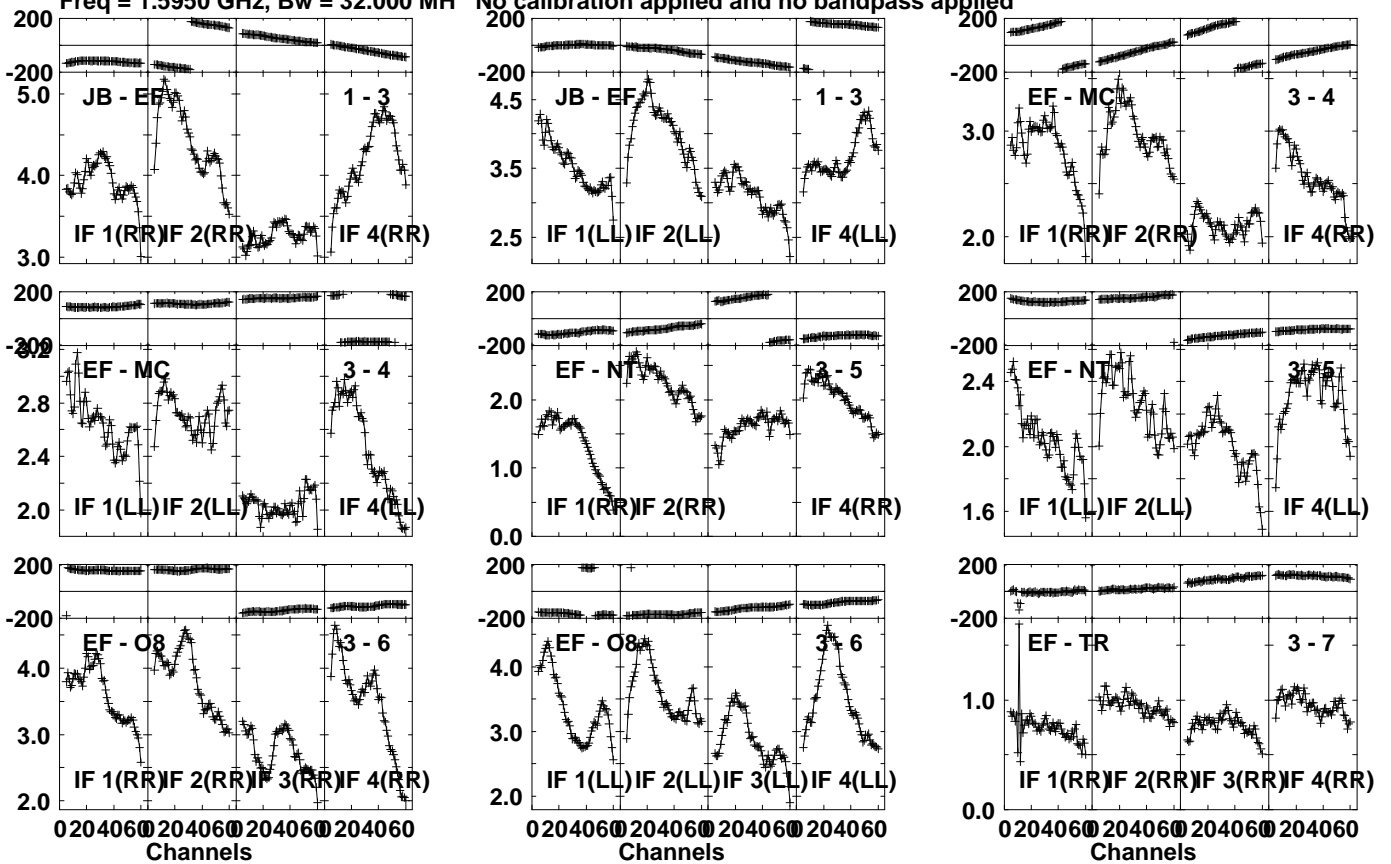
Timerange: 01/04:20:31 to 01/04:34:59

Plot file version 41 created 20-AUG-2022 03:08:01

3C66A EV024B 1.UVDATA.1

Freq = 1.5950 GHz, Bw = 32.000 MH

No calibration applied and no bandpass applied

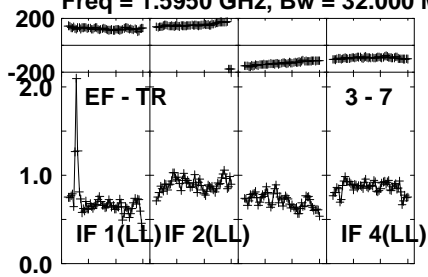


Lower frame: Milli Ampl Jy Top frame: Phas deg
Vector averaged cross-power spectrum Several baselines displayed
Timerange: 01/04:35:31 to 01/04:49:59

Plot file version 42 created 20-AUG-2022 03:08:01

3C66A EV024B 1.UVDATA.1

Freq = 1.5950 GHz, Bw = 32.000 MH No calibration applied and no bandpass applied



Lower frame: Milli Ampl Jy Top frame: Phas deg

Vector averaged cross-power spectrum Several baselines displayed

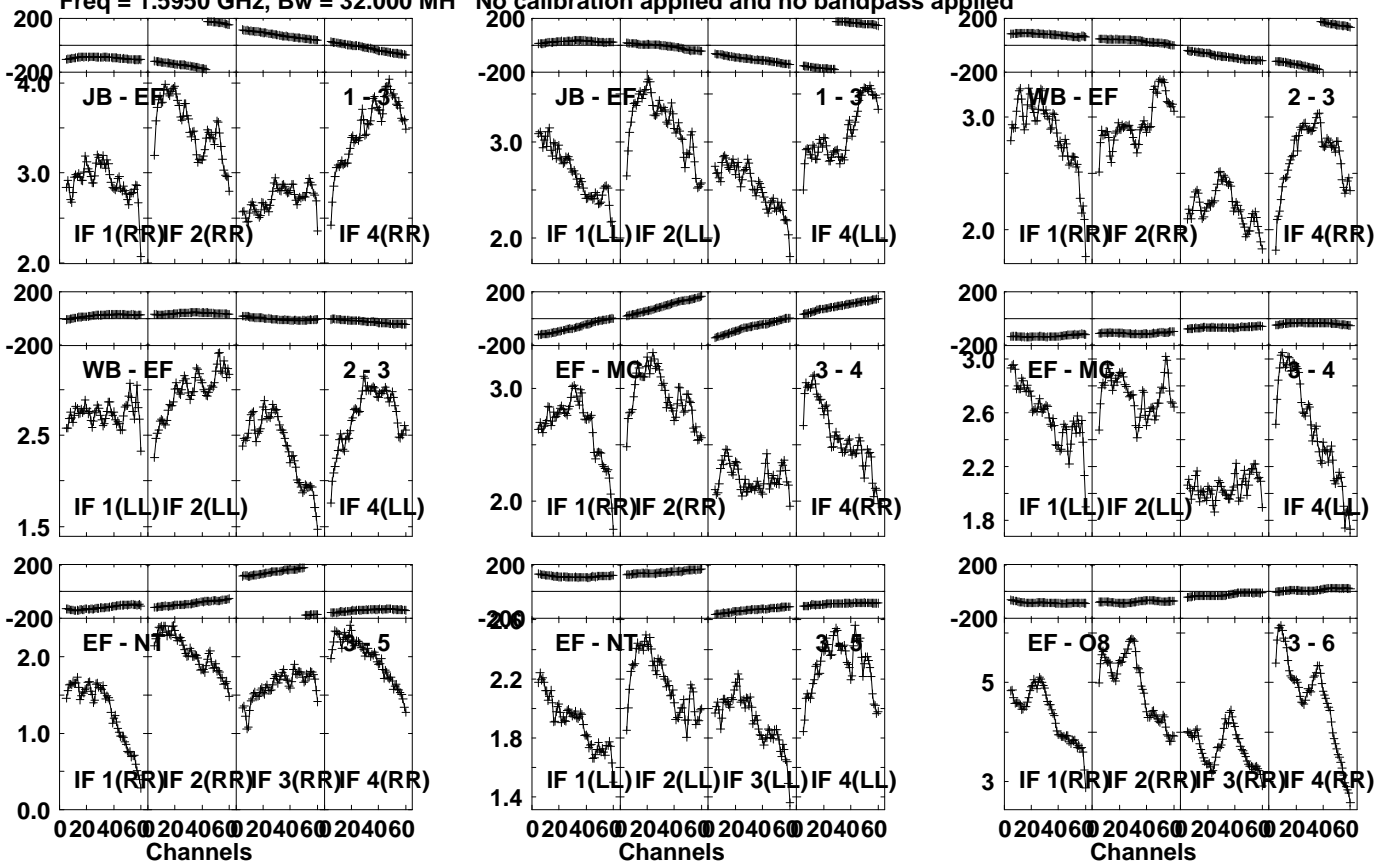
Timerange: 01/04:35:31 to 01/04:49:59

Plot file version 43 created 20-AUG-2022 03:08:02

3C66A EV024B 1.UVDATA.1

Freq = 1.5950 GHz, Bw = 32.000 MH

No calibration applied and no bandpass applied



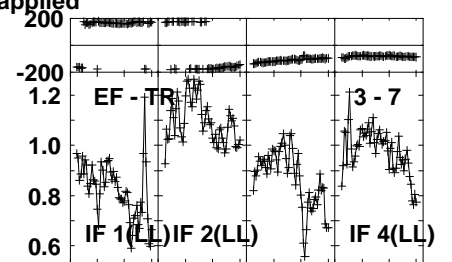
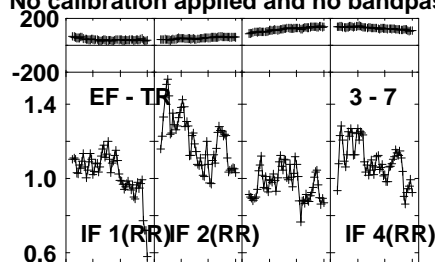
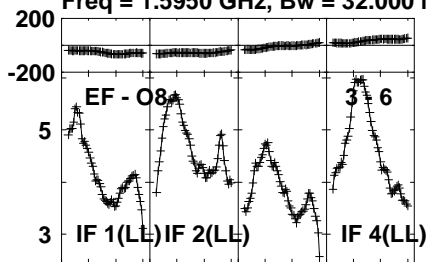
Lower frame: Milli Ampl Jy Top frame: Phas deg
 Vector averaged cross-power spectrum Several baselines displayed
 Timerange: 01/04:50:31 to 01/05:04:59

Plot file version 44 created 20-AUG-2022 03:08:02

3C66A EV024B 1.UVDATA.1

Freq = 1.5950 GHz, Bw = 32.000 MH

No calibration applied and no bandpass applied



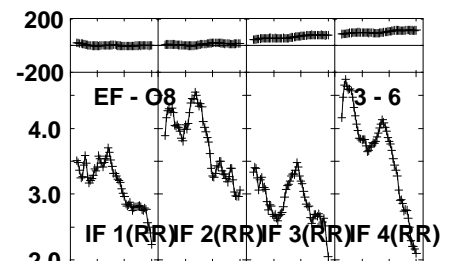
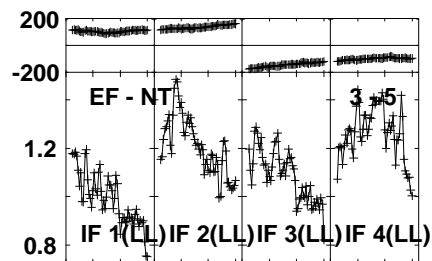
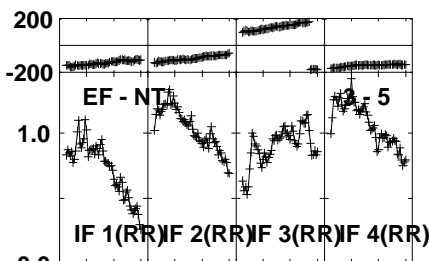
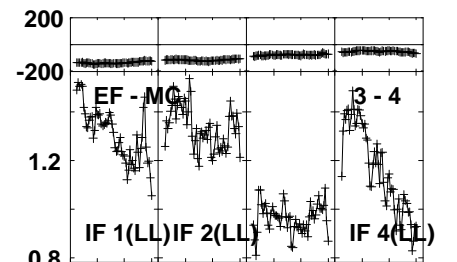
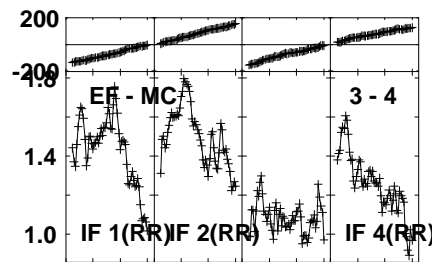
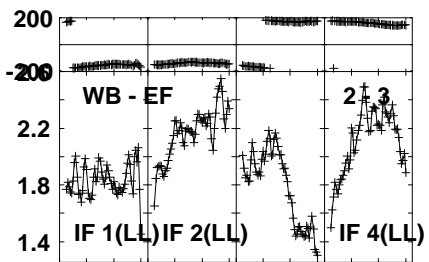
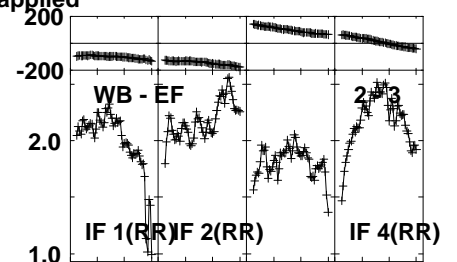
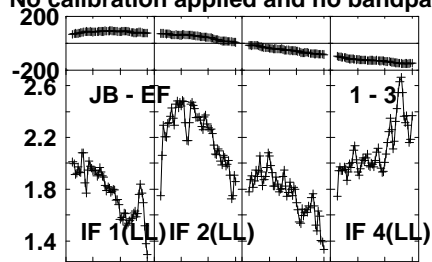
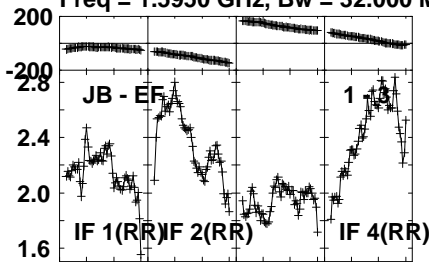
Lower frame: Milli Ampl Jy Top frame: Phas deg
Vector averaged cross-power spectrum Several baselines displayed
Timerange: 01/04:50:31 to 01/05:04:59

Plot file version 45 created 20-AUG-2022 03:08:02

3C66A EV024B 1.UVDATA.1

Freq = 1.5950 GHz, Bw = 32.000 MH

No calibration applied and no bandpass applied



0204060 204060 204060 204060
Channels

0204060 204060 204060 204060
Channels

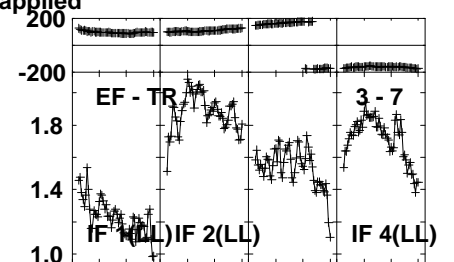
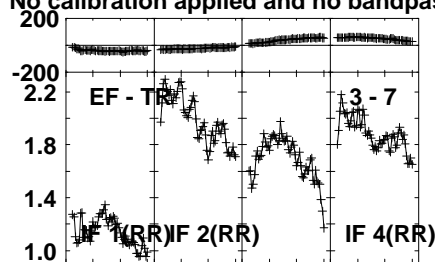
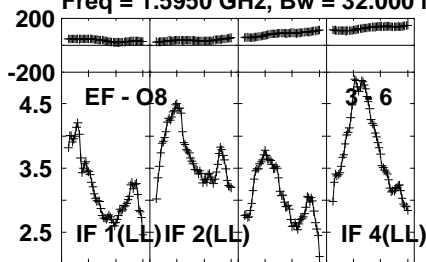
0204060 204060 204060 204060
Channels

Lower frame: Milli Ampl Jy Top frame: Phas deg
 Vector averaged cross-power spectrum Several baselines displayed
 Timerange: 01/05:05:31 to 01/05:19:59

Plot file version 46 created 20-AUG-2022 03:08:02

3C66A EV024B 1.UVDATA.1

Freq = 1.5950 GHz, Bw = 32.000 MH No calibration applied and no bandpass applied



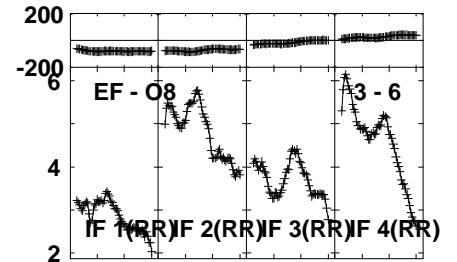
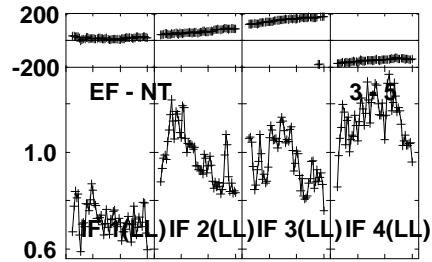
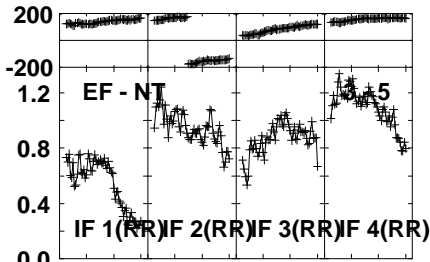
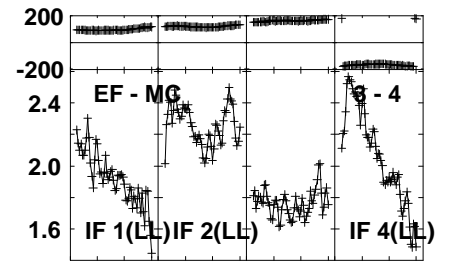
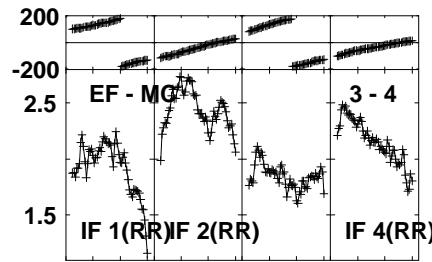
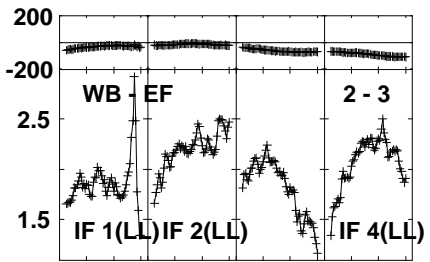
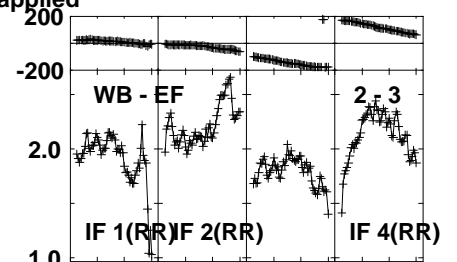
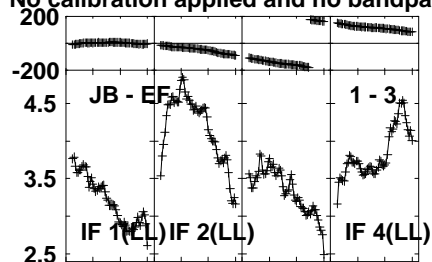
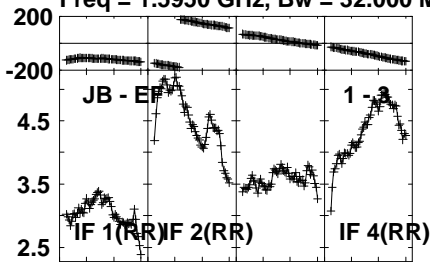
Lower frame: Milli Ampl Jy Top frame: Phas deg
Vector averaged cross-power spectrum Several baselines displayed
Timerange: 01/05:05:31 to 01/05:19:59

Plot file version 47 created 20-AUG-2022 03:08:03

3C66A EV024B 1.UVDATA.1

Freq = 1.5950 GHz, Bw = 32.000 MH

No calibration applied and no bandpass applied

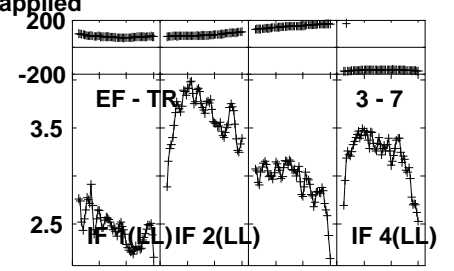
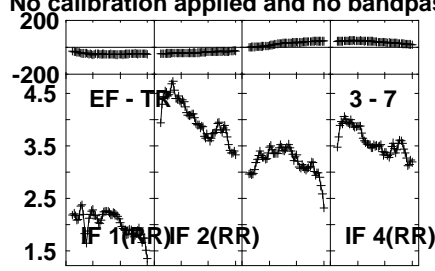
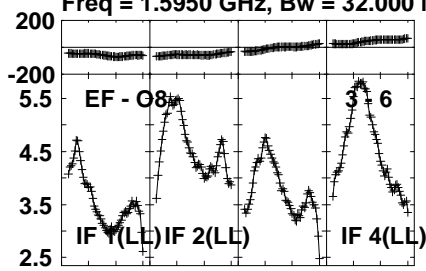


Lower frame: Milli Ampl Jy Top frame: Phas deg
Vector averaged cross-power spectrum Several baselines displayed
Timerange: 01/05:20:31 to 01/05:34:59

Plot file version 48 created 20-AUG-2022 03:08:03

3C66A EV024B 1.UVDATA.1

Freq = 1.5950 GHz, Bw = 32.000 MH No calibration applied and no bandpass applied



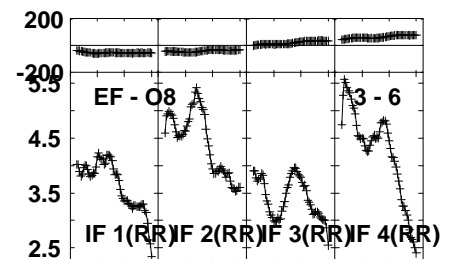
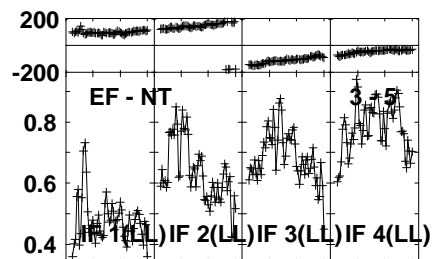
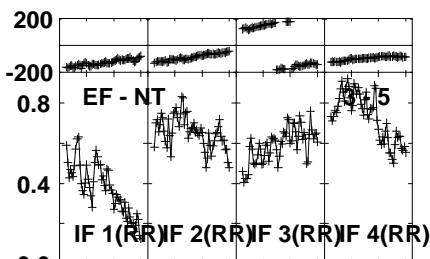
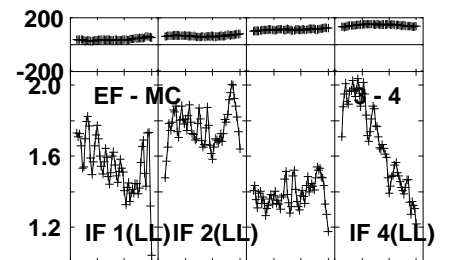
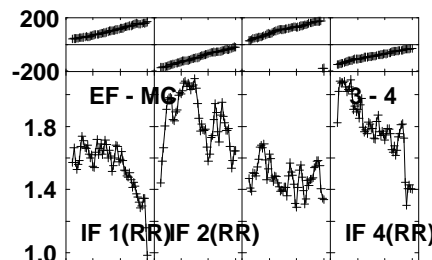
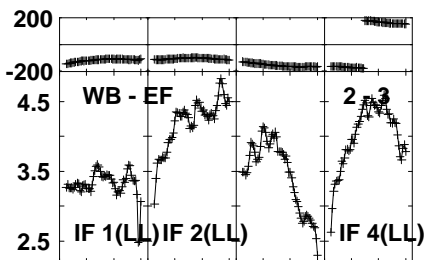
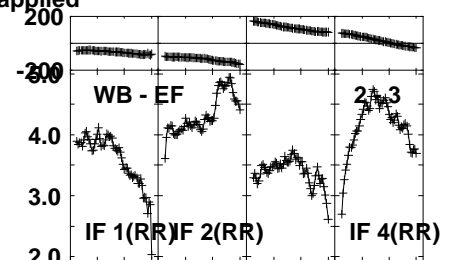
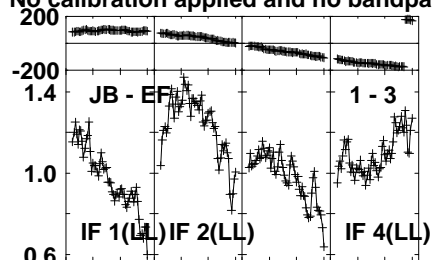
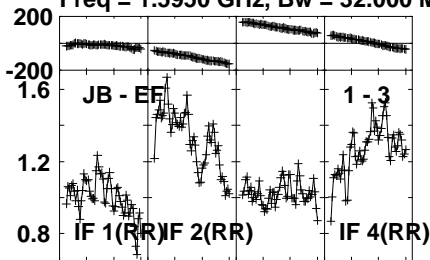
Lower frame: Milli Ampl Jy Top frame: Phas deg
Vector averaged cross-power spectrum Several baselines displayed
Timerange: 01/05:20:31 to 01/05:34:59

Plot file version 49 created 20-AUG-2022 03:08:03

3C66A EV024B 1.UVDATA.1

Freq = 1.5950 GHz, Bw = 32.000 MH

No calibration applied and no bandpass applied



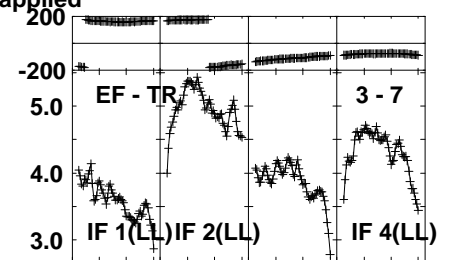
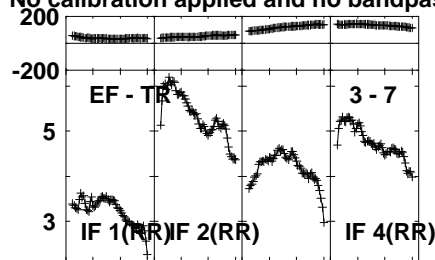
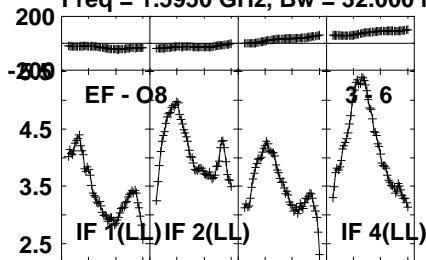
Lower frame: Milli Ampl Jy Top frame: Phas deg
Vector averaged cross-power spectrum Several baselines displayed
Timerange: 01/05:35:31 to 01/05:49:59

Plot file version 50 created 20-AUG-2022 03:08:03

3C66A EV024B 1.UVDATA.1

Freq = 1.5950 GHz, Bw = 32.000 MH

No calibration applied and no bandpass applied



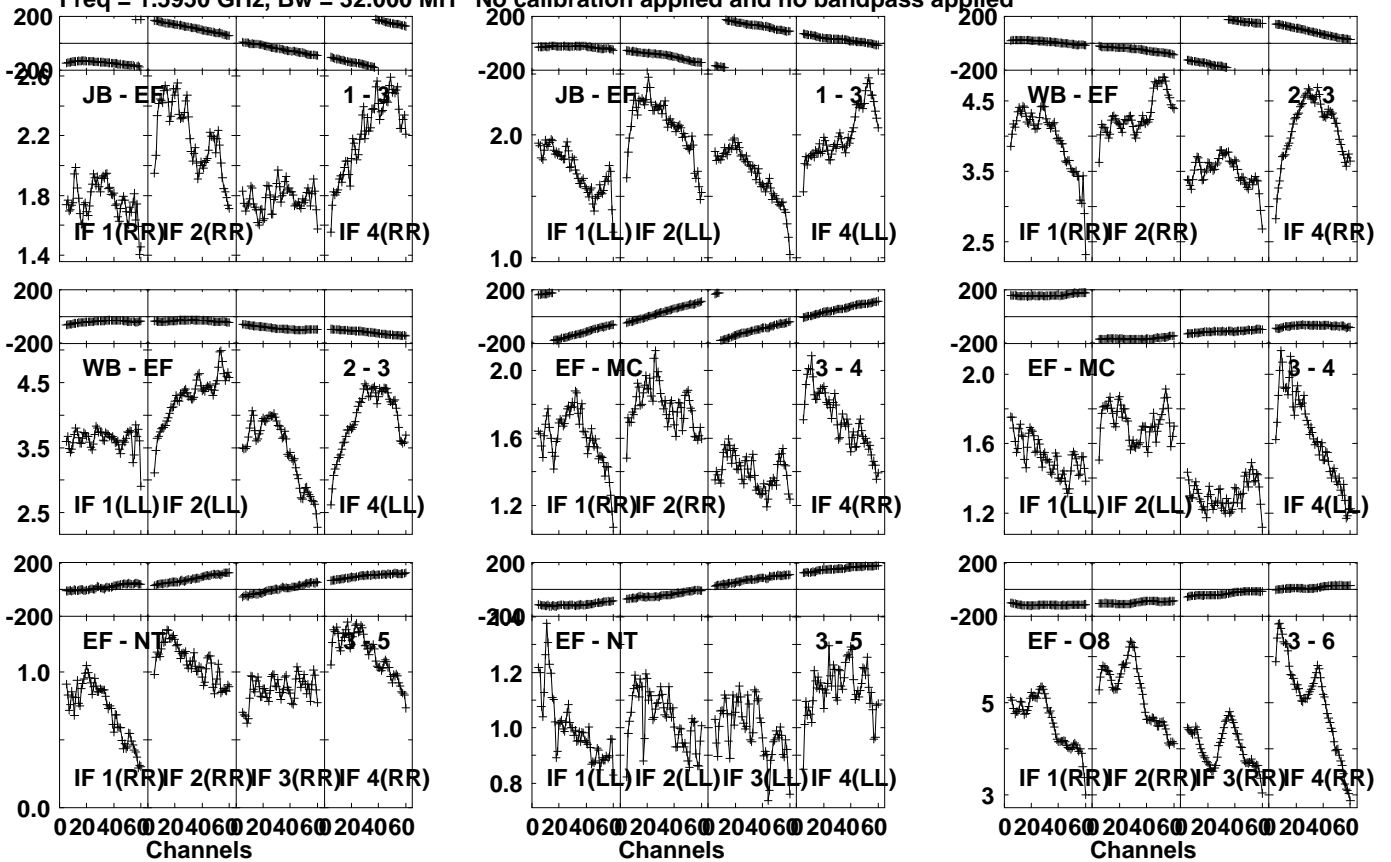
Lower frame: Milli Ampl Jy Top frame: Phas deg
Vector averaged cross-power spectrum Several baselines displayed
Timerange: 01/05:35:31 to 01/05:49:59

Plot file version 51 created 20-AUG-2022 03:08:04

3C66A EV024B 1.UVDATA.1

Freq = 1.5950 GHz, Bw = 32.000 MH

No calibration applied and no bandpass applied

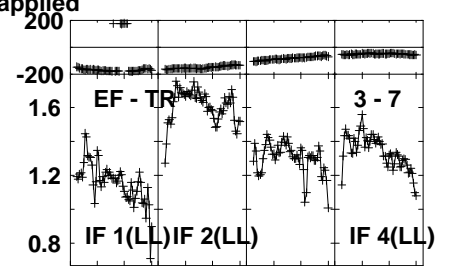
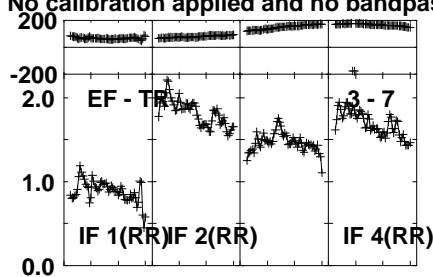
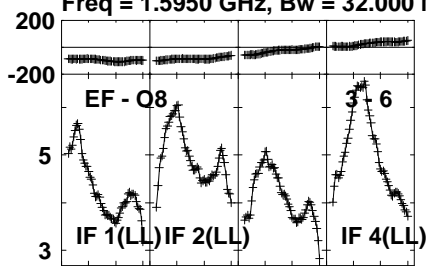


Lower frame: Milli Ampl Jy Top frame: Phas deg
Vector averaged cross-power spectrum Several baselines displayed
Timerange: 01/05:50:31 to 01/06:04:59

Plot file version 52 created 20-AUG-2022 03:08:04

3C66A EV024B 1.UVDATA.1

Freq = 1.5950 GHz, Bw = 32.000 MH No calibration applied and no bandpass applied



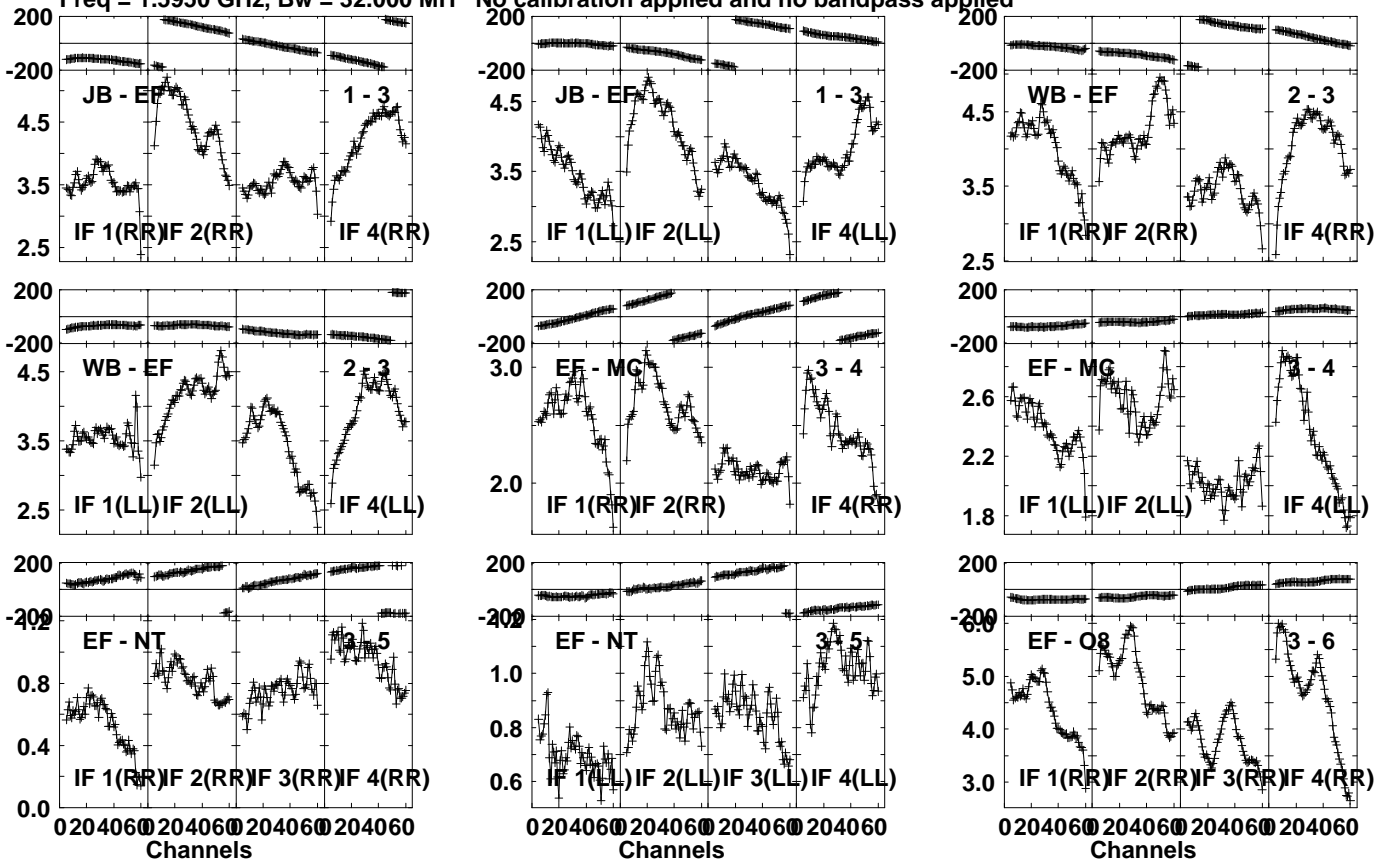
Lower frame: Milli Ampl Jy Top frame: Phas deg
Vector averaged cross-power spectrum Several baselines displayed
Timerange: 01/05:50:31 to 01/06:04:59

Plot file version 53 created 20-AUG-2022 03:08:04

3C66A EV024B 1.UVDATA.1

Freq = 1.5950 GHz, Bw = 32.000 MH

No calibration applied and no bandpass applied



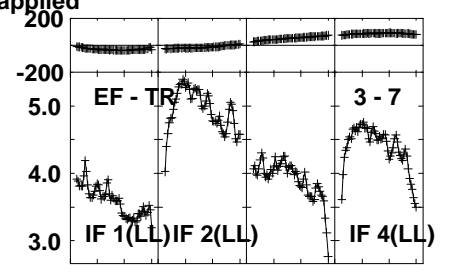
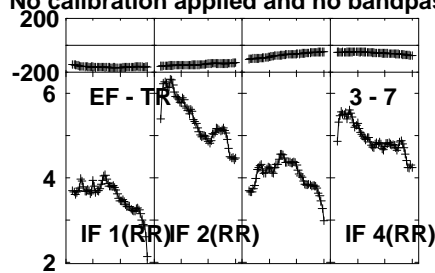
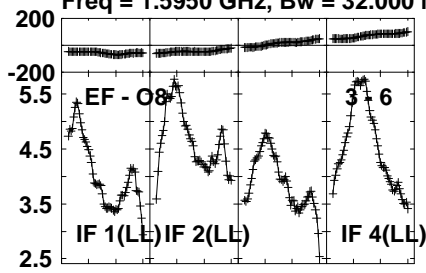
Lower frame: Milli Ampl Jy Top frame: Phas deg
Vector averaged cross-power spectrum Several baselines displayed
Timerange: 01/06:05:31 to 01/06:19:59

Plot file version 54 created 20-AUG-2022 03:08:04

3C66A EV024B 1.UVDATA.1

Freq = 1.5950 GHz, Bw = 32.000 MH

No calibration applied and no bandpass applied



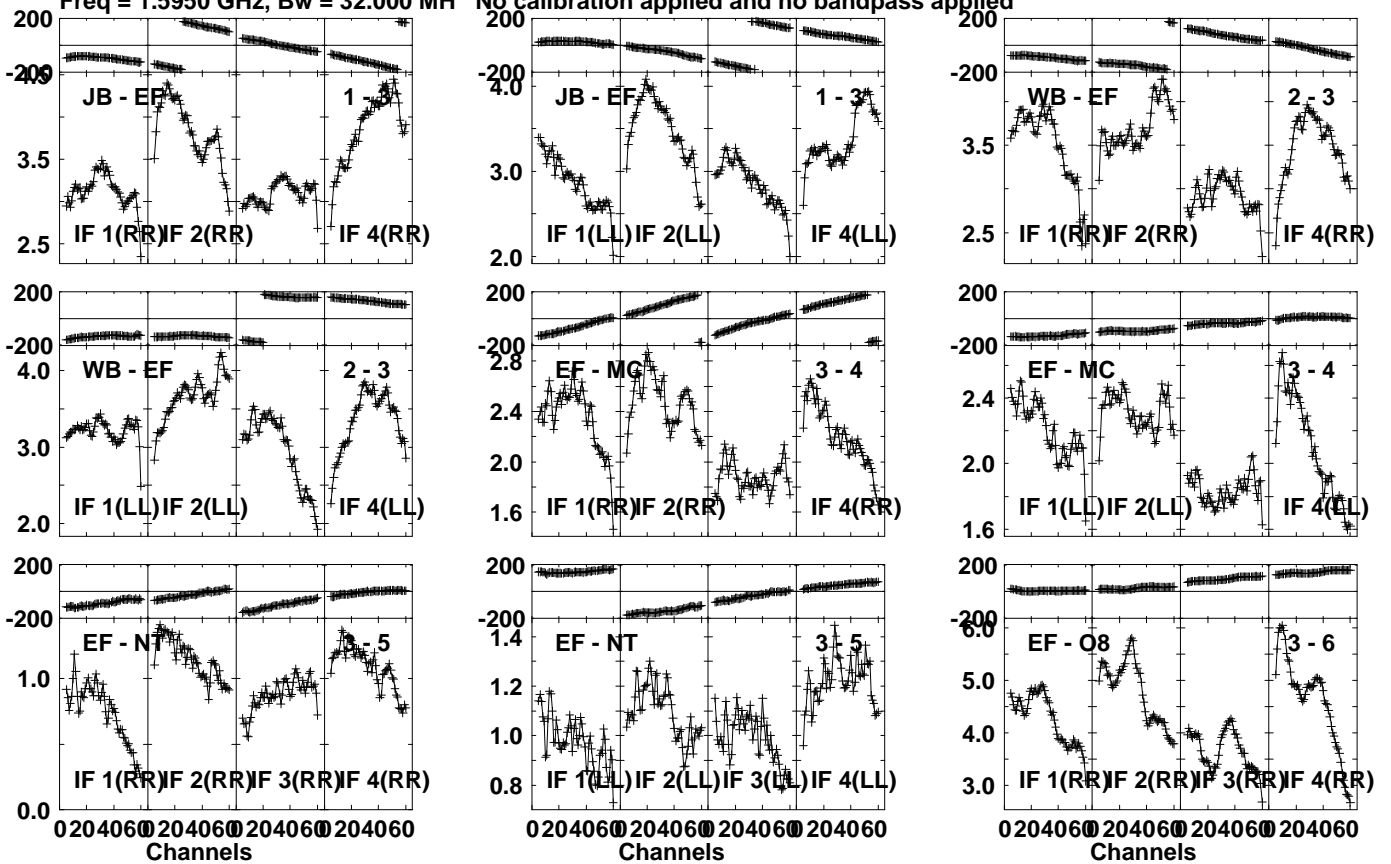
Lower frame: Milli Ampl Jy Top frame: Phas deg
Vector averaged cross-power spectrum Several baselines displayed
Timerange: 01/06:05:31 to 01/06:19:59

Plot file version 55 created 20-AUG-2022 03:08:05

3C66A EV024B 1.UVDATA.1

Freq = 1.5950 GHz, Bw = 32.000 MH

No calibration applied and no bandpass applied

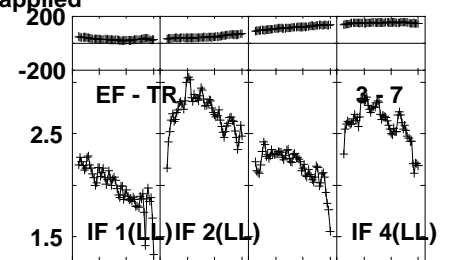
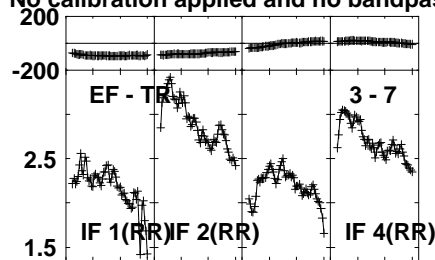
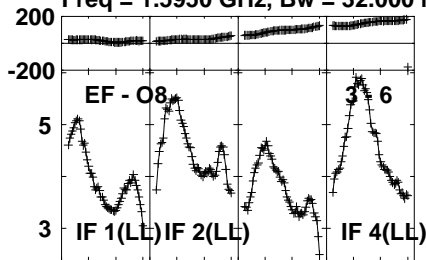


Lower frame: Milli Ampl Jy Top frame: Phas deg
Vector averaged cross-power spectrum Several baselines displayed
Timerange: 01/06:20:31 to 01/06:34:59

Plot file version 56 created 20-AUG-2022 03:08:05

3C66A EV024B 1.UVDATA.1

Freq = 1.5950 GHz, Bw = 32.000 MH No calibration applied and no bandpass applied

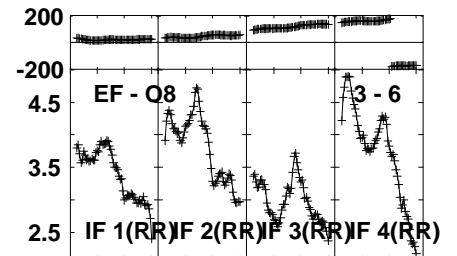
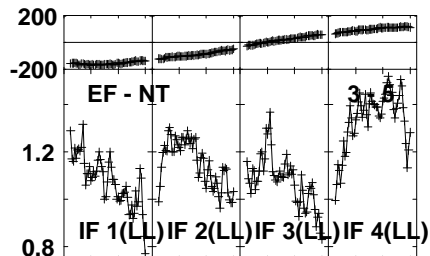
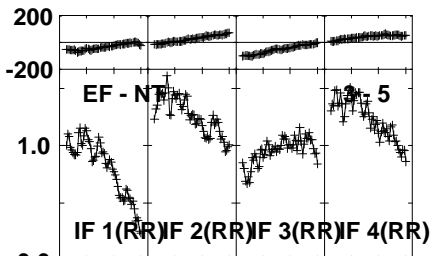
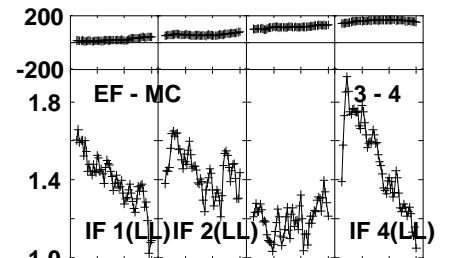
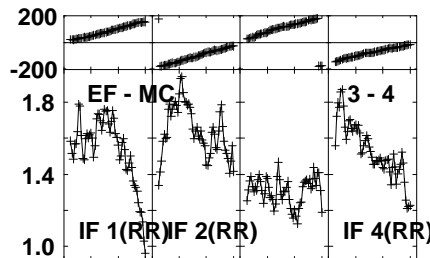
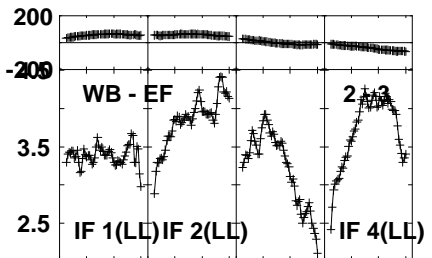
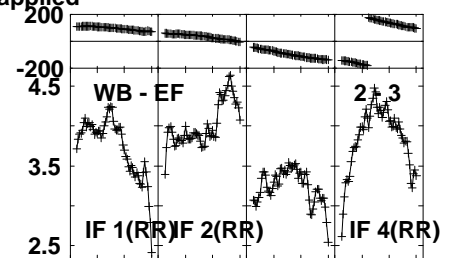
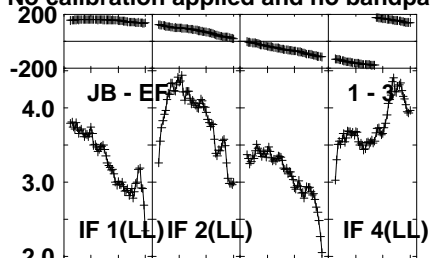
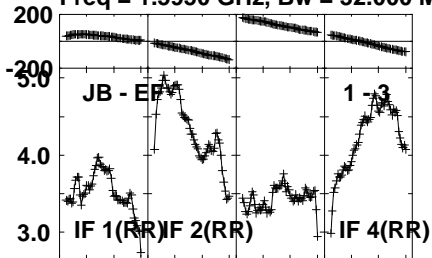


Lower frame: Milli Ampl Jy Top frame: Phas deg
Vector averaged cross-power spectrum Several baselines displayed
Timerange: 01/06:20:31 to 01/06:34:59

Plot file version 57 created 20-AUG-2022 03:08:05

3C66A EV024B 1.UVDATA.1

Freq = 1.5950 GHz, Bw = 32.000 MH No calibration applied and no bandpass applied

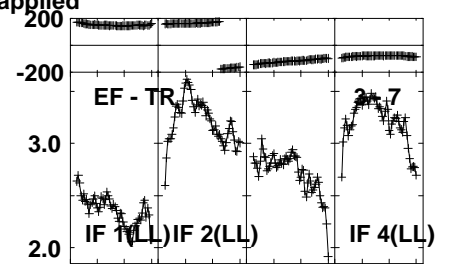
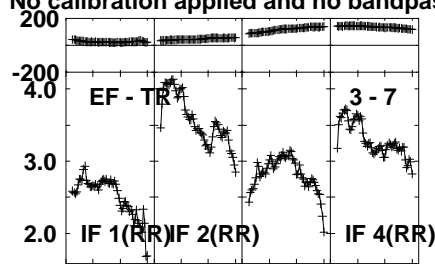
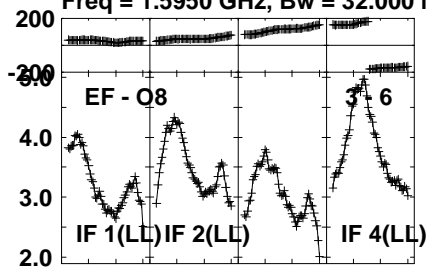


Lower frame: Milli Ampl Jy Top frame: Phas deg
Vector averaged cross-power spectrum Several baselines displayed
Timerange: 01/06:35:31 to 01/06:49:59

Plot file version 58 created 20-AUG-2022 03:08:05

3C66A EV024B 1.UVDATA.1

Freq = 1.5950 GHz, Bw = 32.000 MH No calibration applied and no bandpass applied



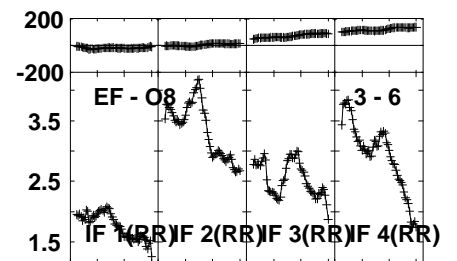
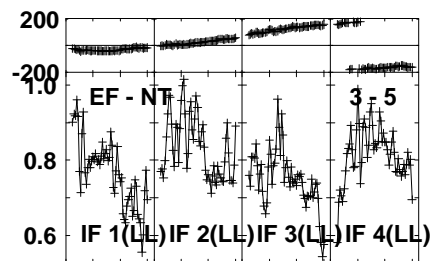
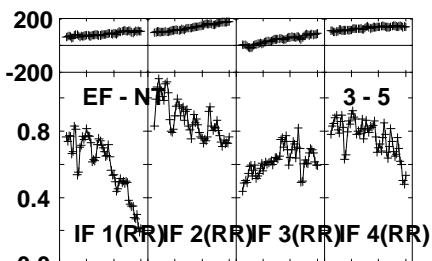
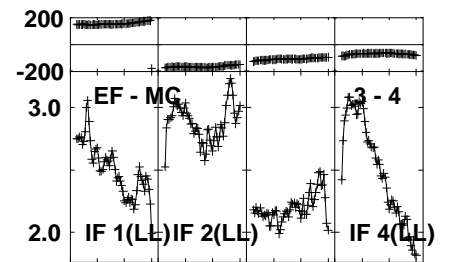
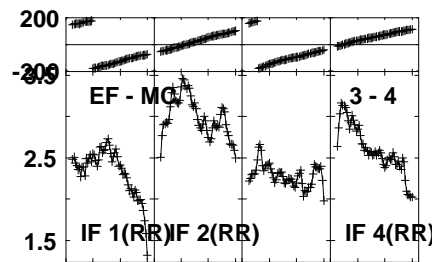
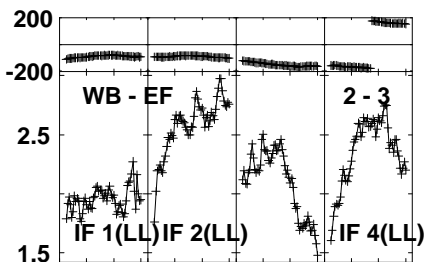
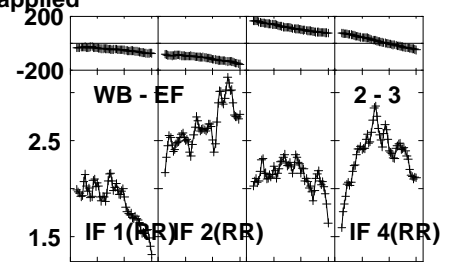
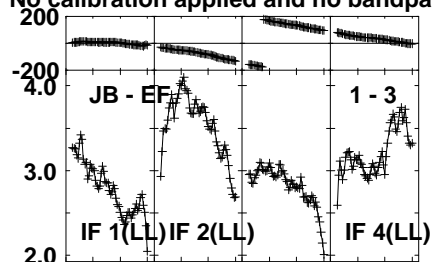
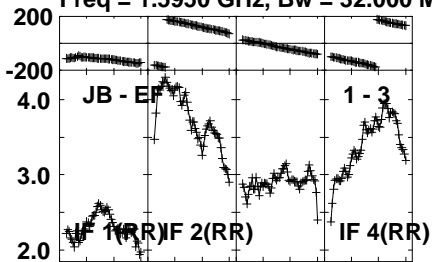
Lower frame: Milli Ampl Jy Top frame: Phas deg
Vector averaged cross-power spectrum Several baselines displayed
Timerange: 01/06:35:31 to 01/06:49:59

Plot file version 59 created 20-AUG-2022 03:08:06

3C66A EV024B 1.UVDATA.1

Freq = 1.5950 GHz, Bw = 32.000 MH

No calibration applied and no bandpass applied



0204060 204060 204060 204060
Channels

0204060 204060 204060 204060
Channels

0204060 204060 204060 204060
Channels

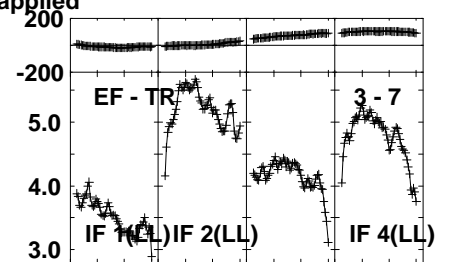
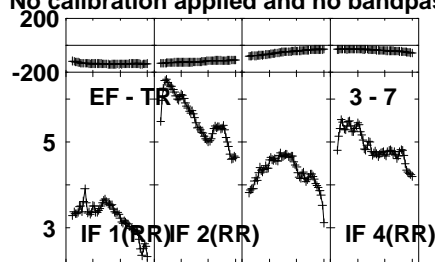
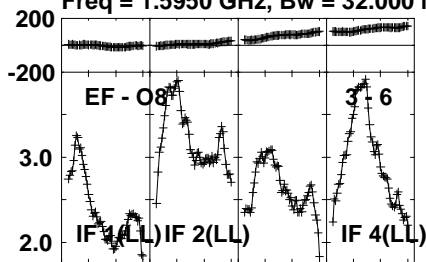
Lower frame: Milli Ampl Jy Top frame: Phas deg
Vector averaged cross-power spectrum Several baselines displayed
Timerange: 01/06:50:31 to 01/07:04:59

Plot file version 60 created 20-AUG-2022 03:08:06

3C66A EV024B 1.UVDATA.1

Freq = 1.5950 GHz, Bw = 32.000 MH

No calibration applied and no bandpass applied



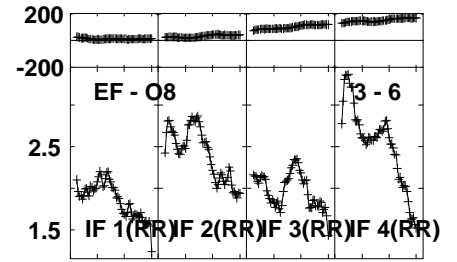
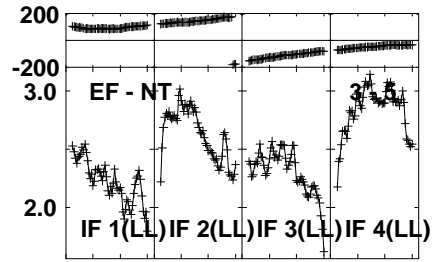
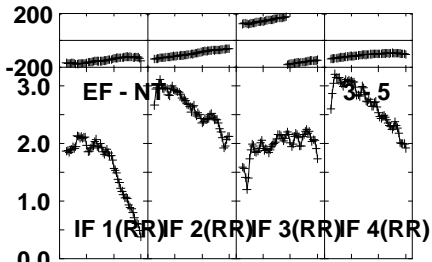
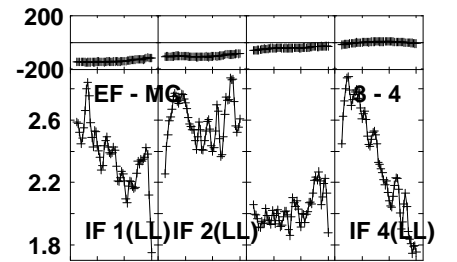
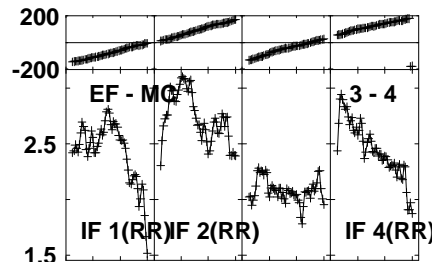
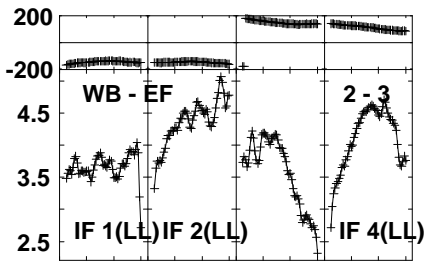
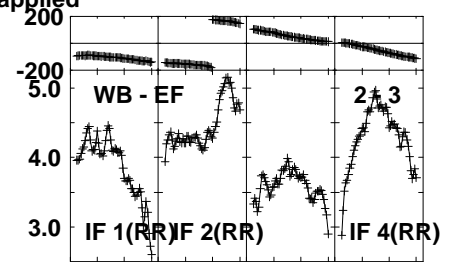
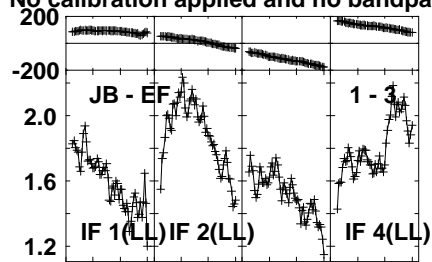
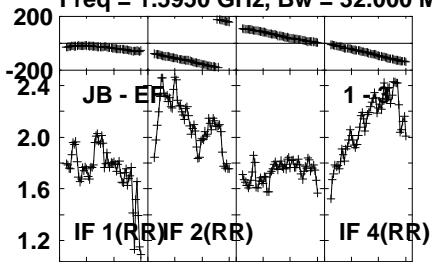
Lower frame: Milli Ampl Jy Top frame: Phas deg
Vector averaged cross-power spectrum Several baselines displayed
Timerange: 01/06:50:31 to 01/07:04:59

Plot file version 61 created 20-AUG-2022 03:08:06

3C66A EV024B 1.UVDATA.1

Freq = 1.5950 GHz, Bw = 32.000 MH

No calibration applied and no bandpass applied

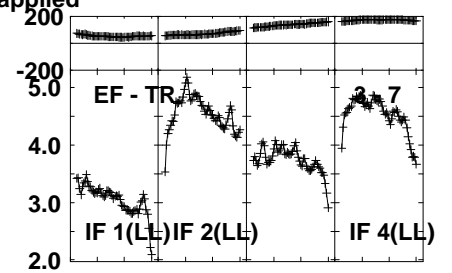
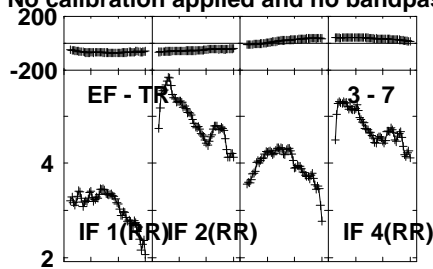
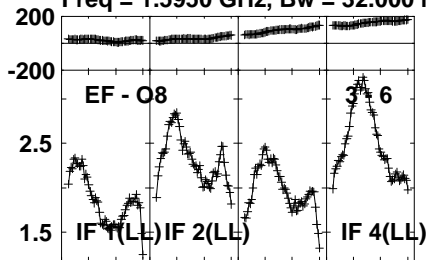


Lower frame: Milli Ampl Jy Top frame: Phas deg
Vector averaged cross-power spectrum Several baselines displayed
Timerange: 01/07:05:31 to 01/07:19:59

Plot file version 62 created 20-AUG-2022 03:08:06

3C66A EV024B 1.UVDATA.1

Freq = 1.5950 GHz, Bw = 32.000 MH No calibration applied and no bandpass applied



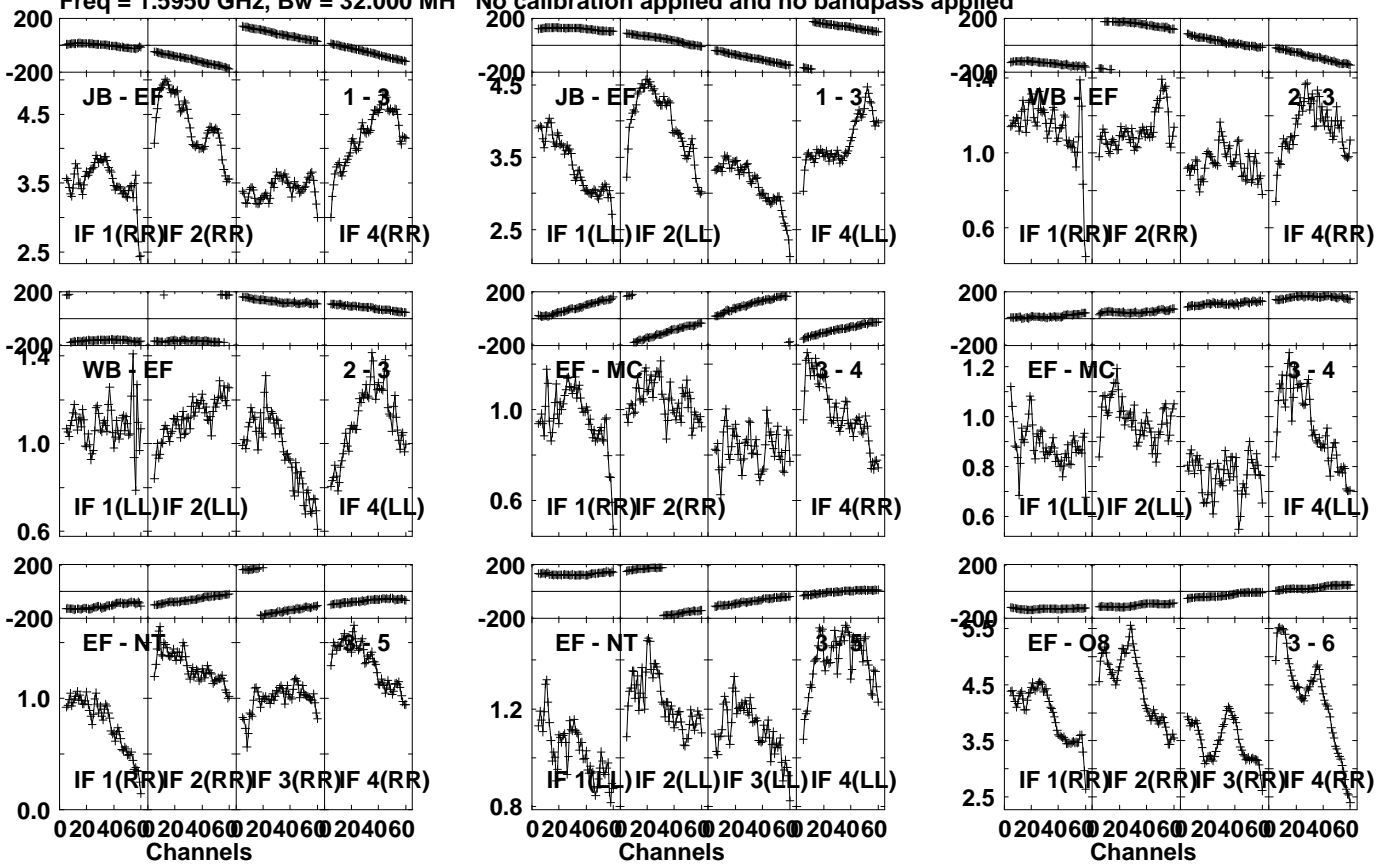
Lower frame: Milli Ampl Jy Top frame: Phas deg
Vector averaged cross-power spectrum Several baselines displayed
Timerange: 01/07:05:31 to 01/07:19:59

Plot file version 63 created 20-AUG-2022 03:08:07

3C66A EV024B 1.UVDATA.1

Freq = 1.5950 GHz, Bw = 32.000 MH

No calibration applied and no bandpass applied



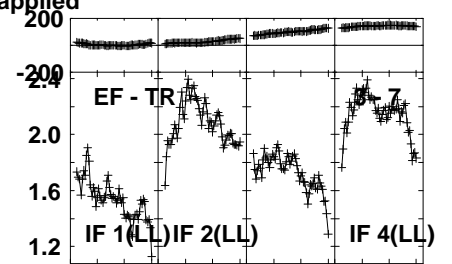
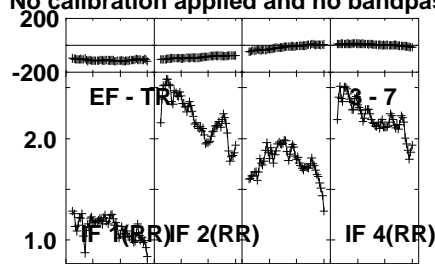
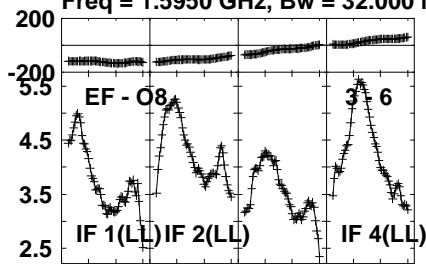
Lower frame: Milli Ampl Jy Top frame: Phas deg
Vector averaged cross-power spectrum Several baselines displayed
Timerange: 01/07:20:31 to 01/07:34:59

Plot file version 64 created 20-AUG-2022 03:08:07

3C66A EV024B 1.UVDATA.1

Freq = 1.5950 GHz, Bw = 32.000 MH

No calibration applied and no bandpass applied



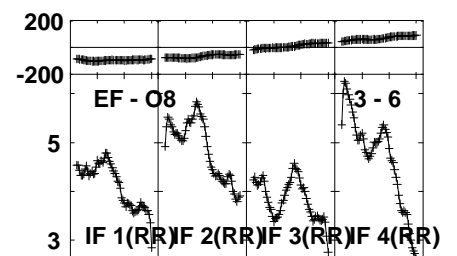
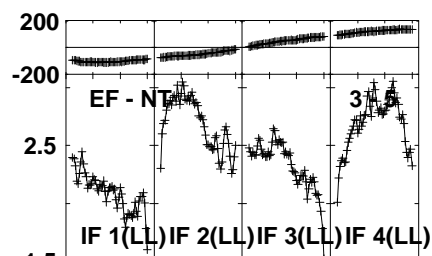
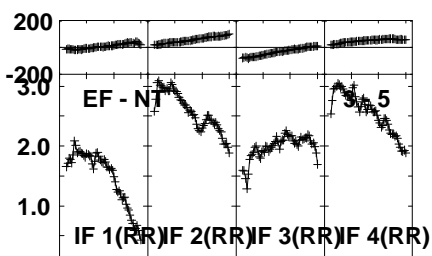
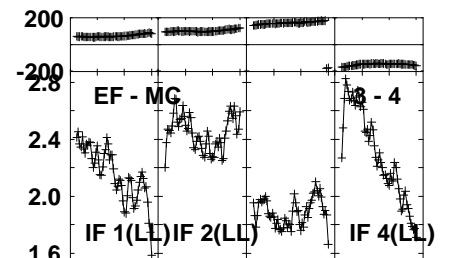
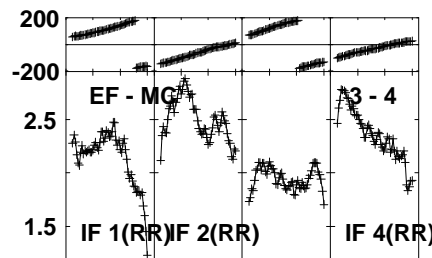
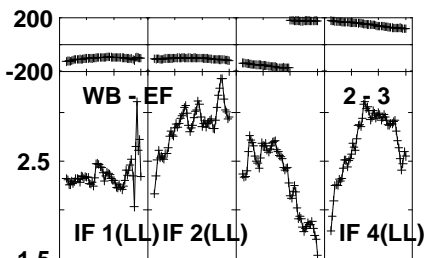
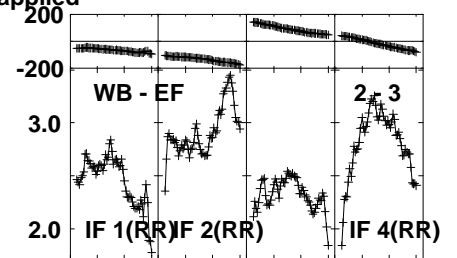
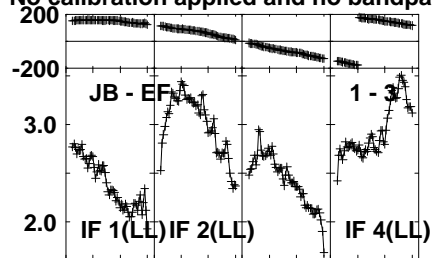
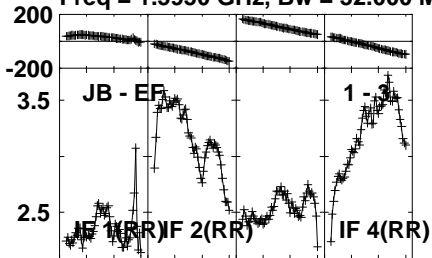
Lower frame: Milli Ampl Jy Top frame: Phas deg
Vector averaged cross-power spectrum Several baselines displayed
Timerange: 01/07:20:31 to 01/07:34:59

Plot file version 65 created 20-AUG-2022 03:08:07

3C66A EV024B 1.UVDATA.1

Freq = 1.5950 GHz, Bw = 32.000 MH

No calibration applied and no bandpass applied



0204060 204060 204060 204060
Channels

0204060 204060 204060 204060
Channels

0204060 204060 204060 204060
Channels

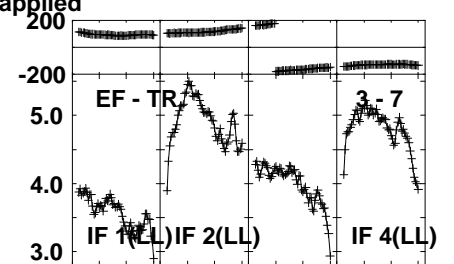
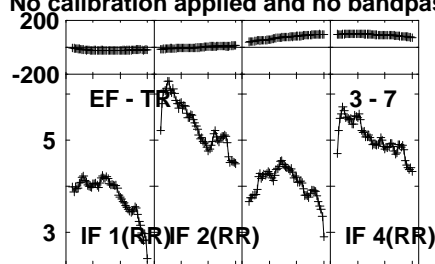
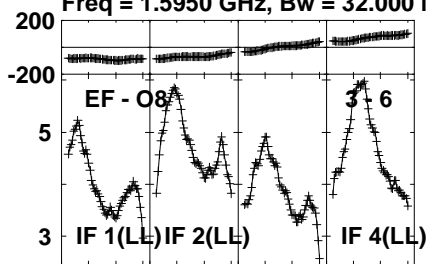
Lower frame: Milli Ampl Jy Top frame: Phas deg
Vector averaged cross-power spectrum Several baselines displayed
Timerange: 01/07:35:31 to 01/07:49:59

Plot file version 66 created 20-AUG-2022 03:08:07

3C66A EV024B 1.UVDATA.1

Freq = 1.5950 GHz, Bw = 32.000 MH

No calibration applied and no bandpass applied

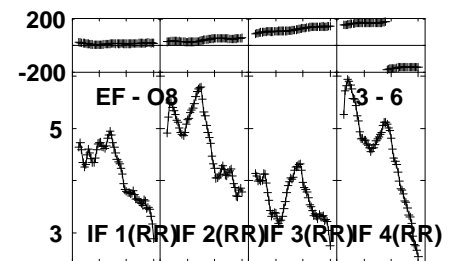
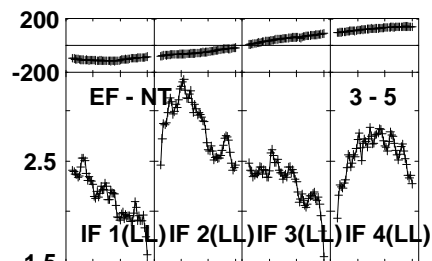
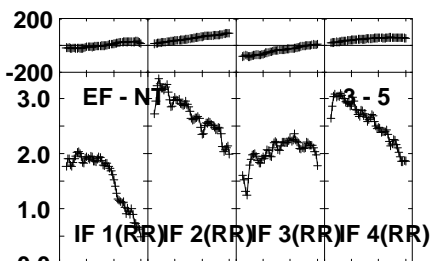
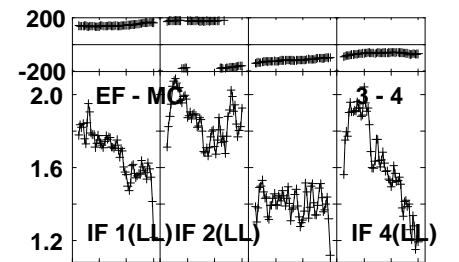
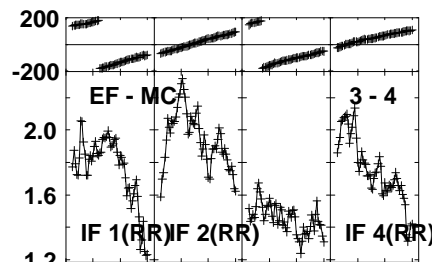
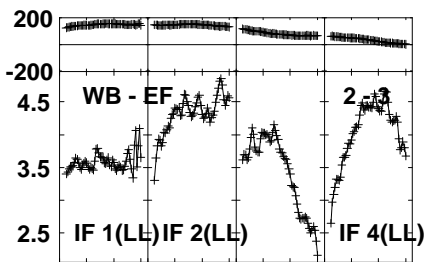
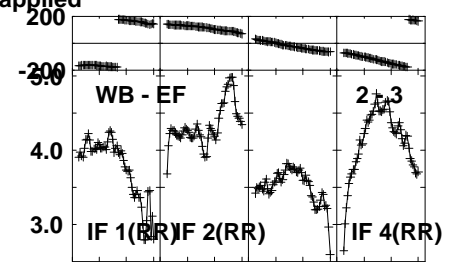
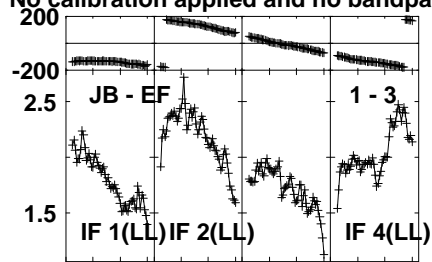
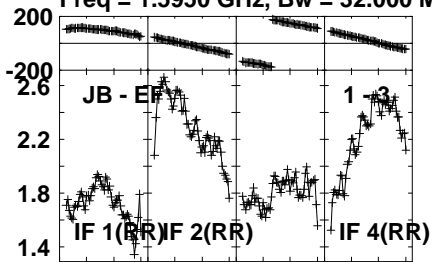


Lower frame: Milli Ampl Jy Top frame: Phas deg
Vector averaged cross-power spectrum Several baselines displayed
Timerange: 01/07:35:31 to 01/07:49:59

Plot file version 67 created 20-AUG-2022 03:08:08

3C66A EV024B 1.UVDATA.1

Freq = 1.5950 GHz, Bw = 32.000 MH No calibration applied and no bandpass applied



0204060 204060 204060 204060
Channels

0204060 204060 204060 204060
Channels

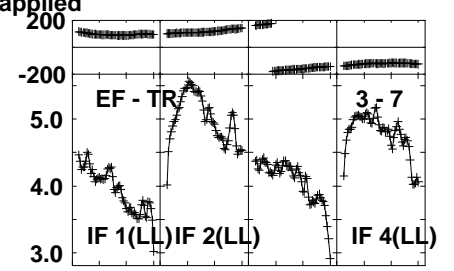
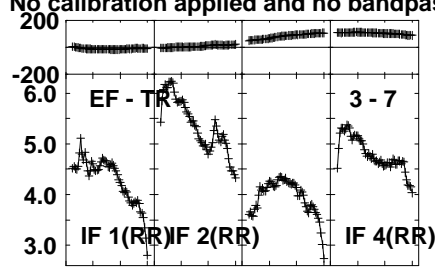
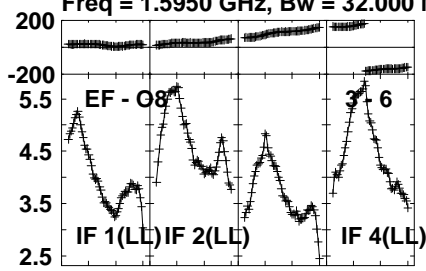
0204060 204060 204060 204060
Channels

Lower frame: Milli Ampl Jy Top frame: Phas deg
Vector averaged cross-power spectrum Several baselines displayed
Timerange: 01/07:50:31 to 01/08:04:59

Plot file version 68 created 20-AUG-2022 03:08:08

3C66A EV024B 1.UVDATA.1

Freq = 1.5950 GHz, Bw = 32.000 MH No calibration applied and no bandpass applied



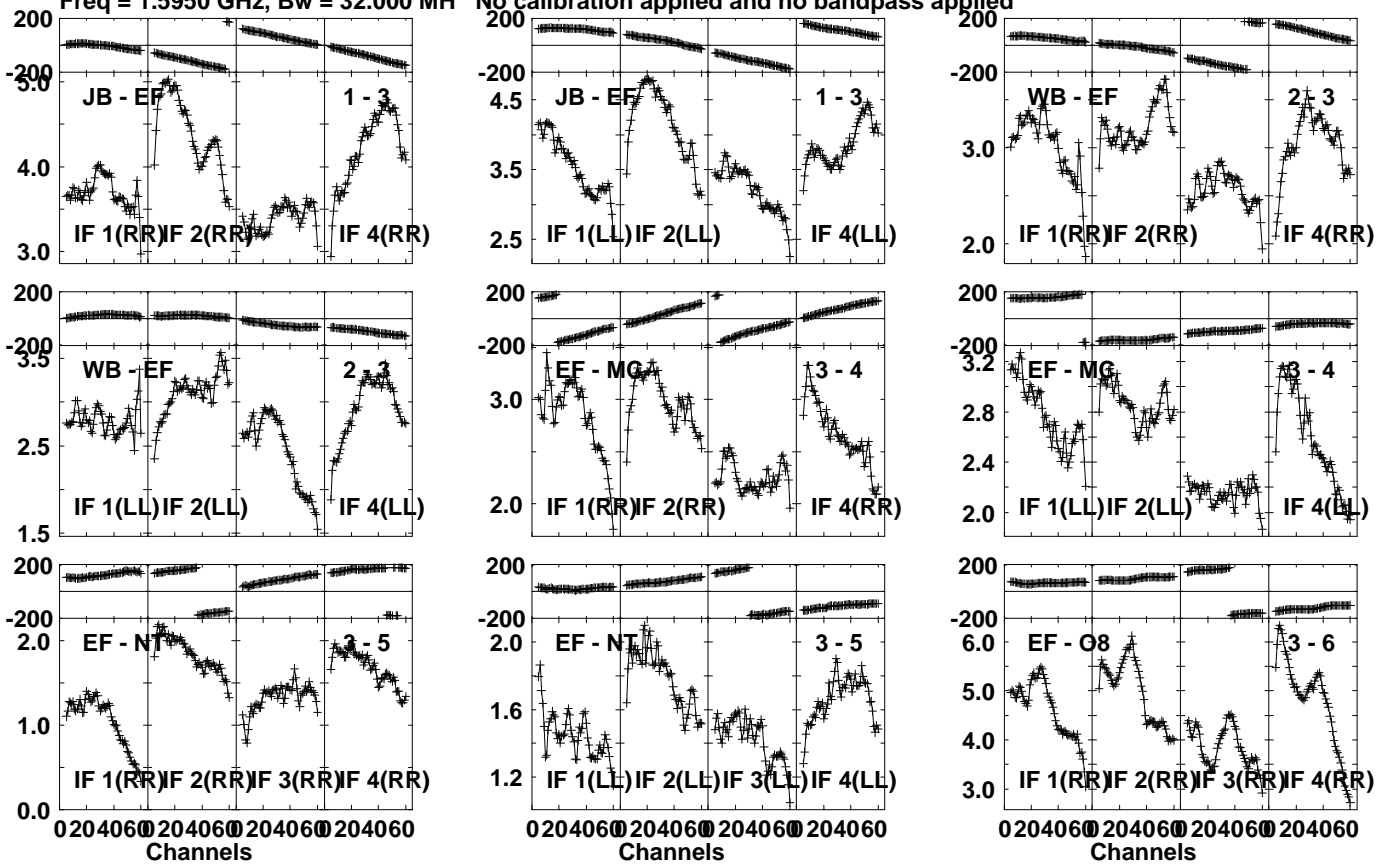
Lower frame: Milli Ampl Jy Top frame: Phas deg
Vector averaged cross-power spectrum Several baselines displayed
Timerange: 01/07:50:31 to 01/08:04:59

Plot file version 69 created 20-AUG-2022 03:08:08

3C66A EV024B 1.UVDATA.1

Freq = 1.5950 GHz, Bw = 32.000 MH

No calibration applied and no bandpass applied

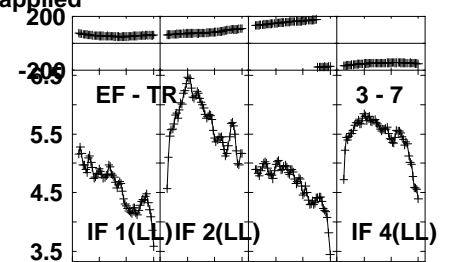
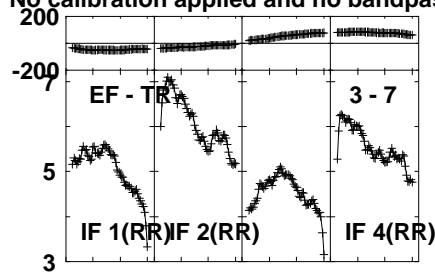
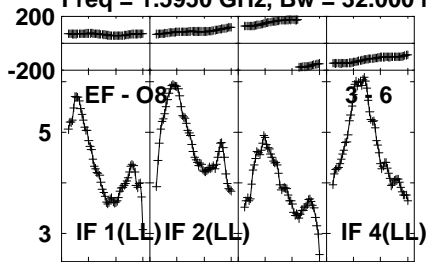


Lower frame: Milli Ampl Jy Top frame: Phas deg
Vector averaged cross-power spectrum Several baselines displayed
Timerange: 01/08:05:31 to 01/08:19:59

Plot file version 70 created 20-AUG-2022 03:08:08

3C66A EV024B 1.UVDATA.1

Freq = 1.5950 GHz, Bw = 32.000 MH No calibration applied and no bandpass applied



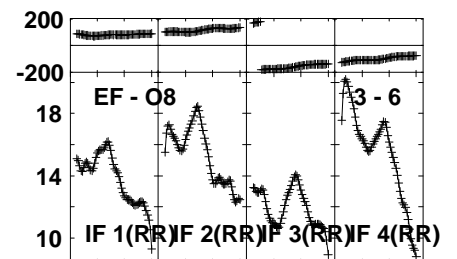
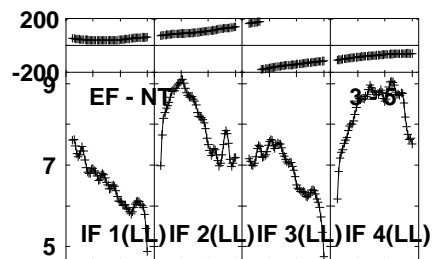
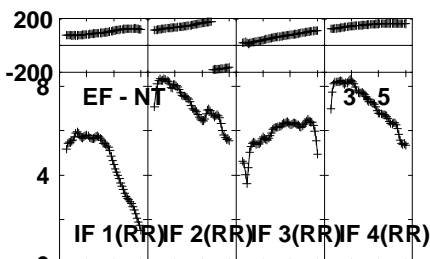
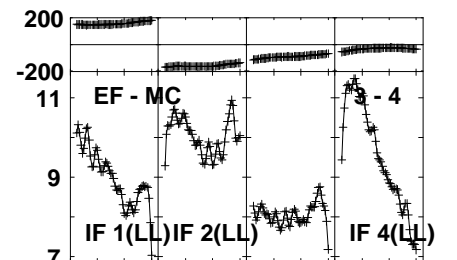
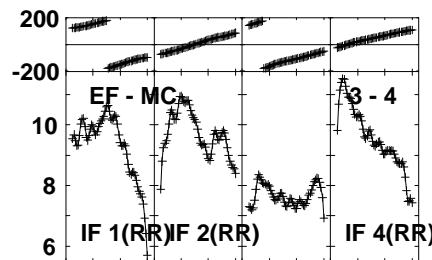
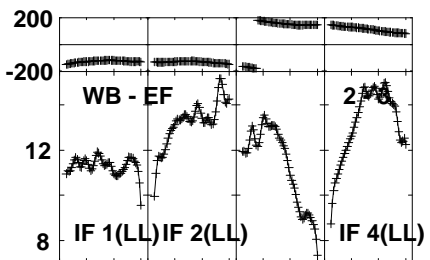
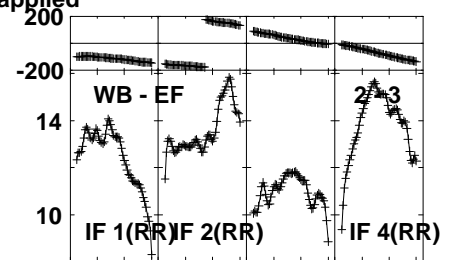
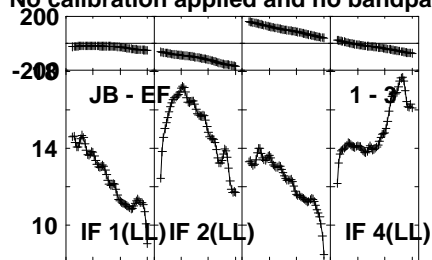
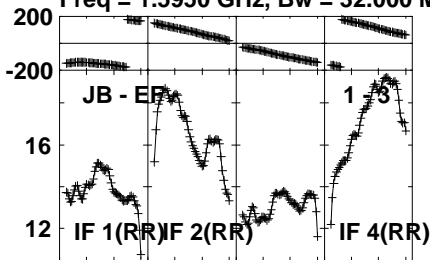
Lower frame: Milli Ampl Jy Top frame: Phas deg
Vector averaged cross-power spectrum Several baselines displayed
Timerange: 01/08:05:31 to 01/08:19:59

Plot file version 71 created 20-AUG-2022 03:08:09

0133+476 EV024B 1.UVDATA.1

Freq = 1.5950 GHz, Bw = 32.000 MH

No calibration applied and no bandpass applied



0204060 204060 204060 204060

Channels Lower frame: Milli Ampl Jy Top frame: Phas deg

Vector averaged cross-power spectrum Several baselines displayed

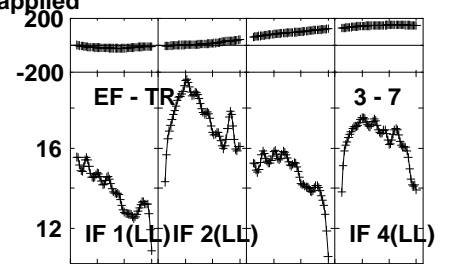
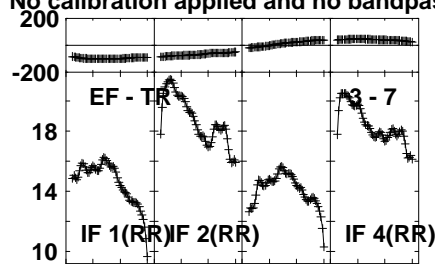
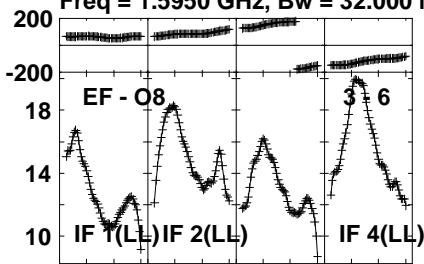
Timerange: 01/08:23:01 to 01/08:27:59

Plot file version 72 created 20-AUG-2022 03:08:09

0133+476 EV024B 1.UVDATA.1

Freq = 1.5950 GHz, Bw = 32.000 MH

No calibration applied and no bandpass applied



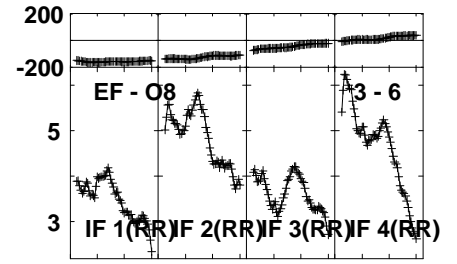
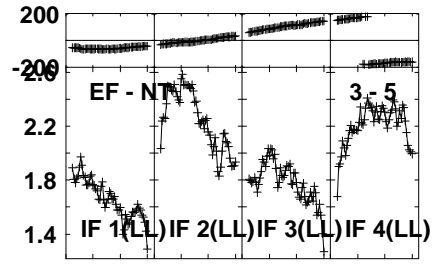
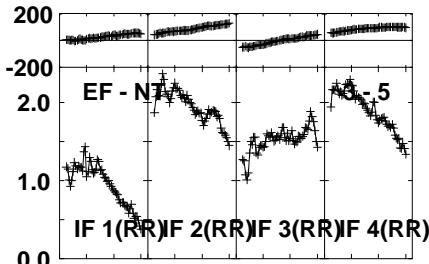
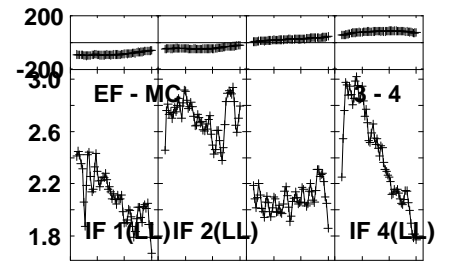
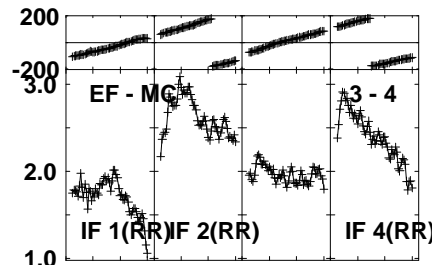
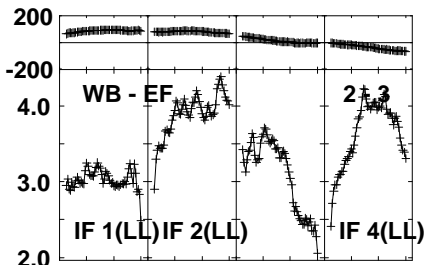
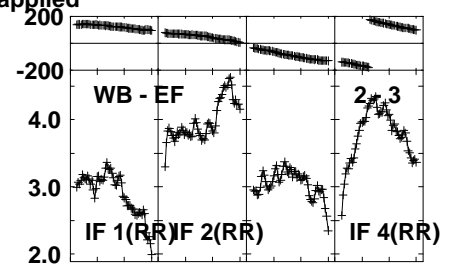
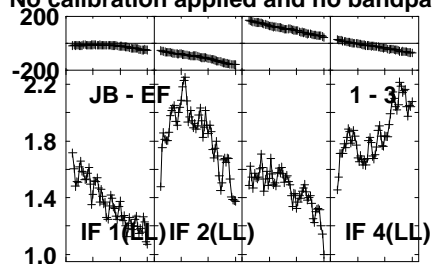
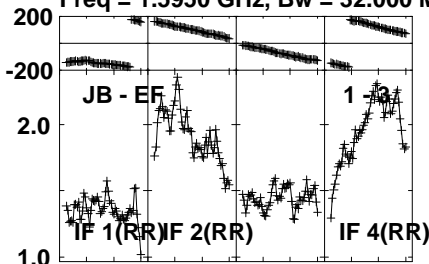
Lower frame: Milli Ampl Jy Top frame: Phas deg
Vector averaged cross-power spectrum Several baselines displayed
Timerange: 01/08:23:01 to 01/08:27:59

Plot file version 73 created 20-AUG-2022 03:08:09

3C66A EV024B 1.UVDATA.1

Freq = 1.5950 GHz, Bw = 32.000 MH

No calibration applied and no bandpass applied

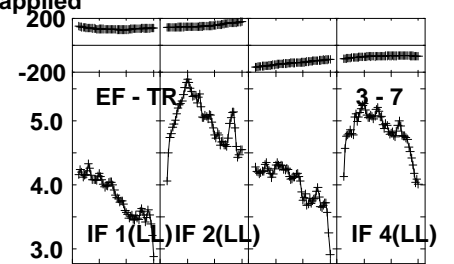
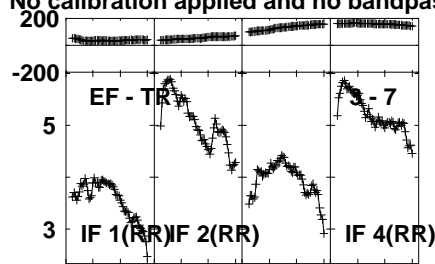
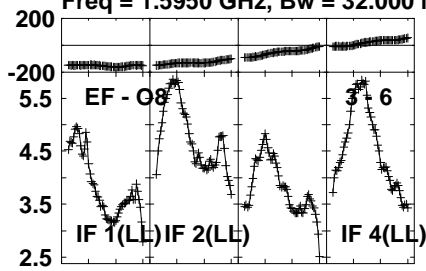


Lower frame: Milli Ampl Jy Top frame: Phas deg
Vector averaged cross-power spectrum Several baselines displayed
Timerange: 01/08:31:01 to 01/08:43:59

Plot file version 74 created 20-AUG-2022 03:08:09

3C66A EV024B 1.UVDATA.1

Freq = 1.5950 GHz, Bw = 32.000 MH No calibration applied and no bandpass applied



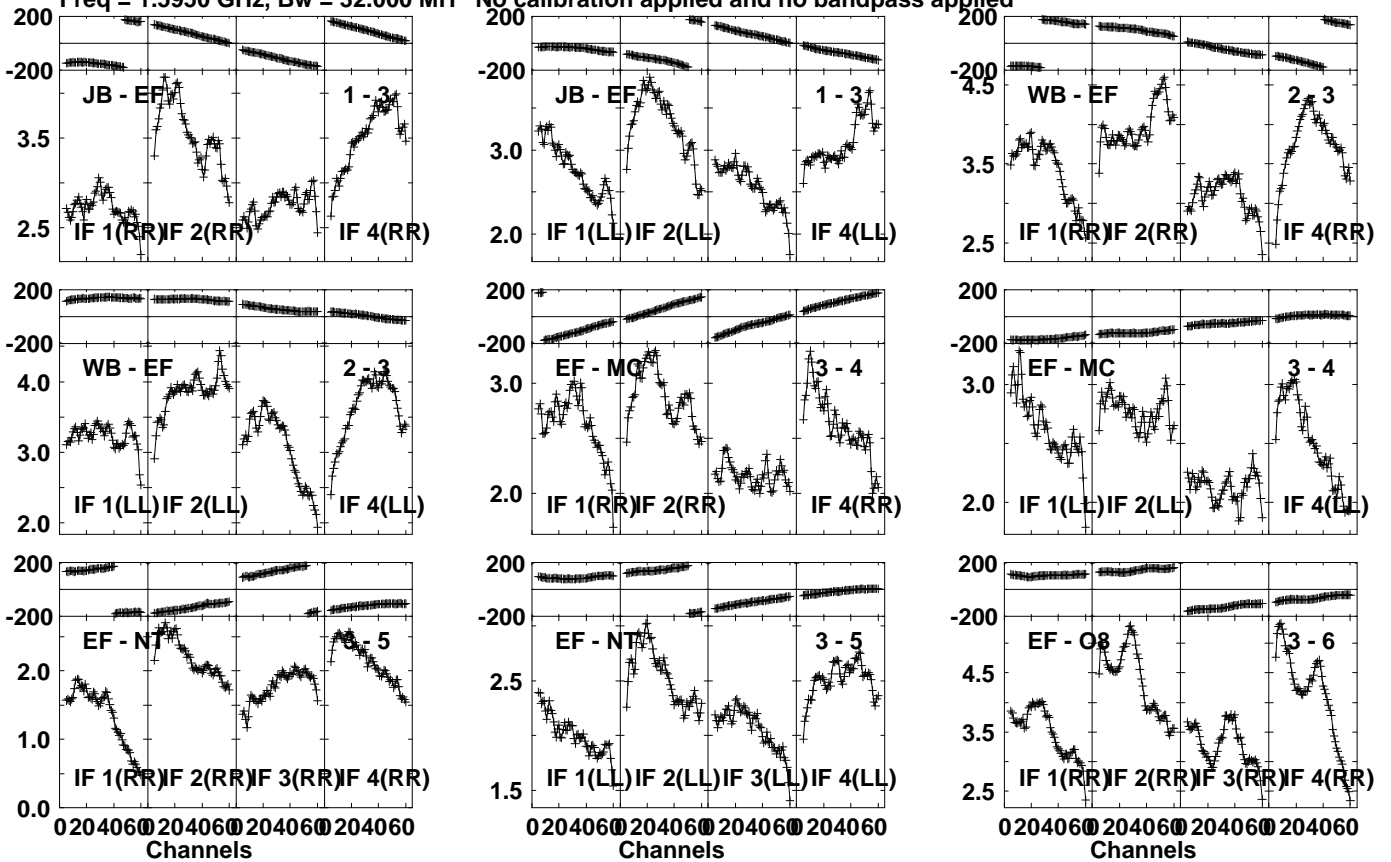
Lower frame: Milli Ampl Jy Top frame: Phas deg
Vector averaged cross-power spectrum Several baselines displayed
Timerange: 01/08:31:01 to 01/08:43:59

Plot file version 75 created 20-AUG-2022 03:08:09

3C66A EV024B 1.UVDATA.1

Freq = 1.5950 GHz, Bw = 32.000 MH

No calibration applied and no bandpass applied



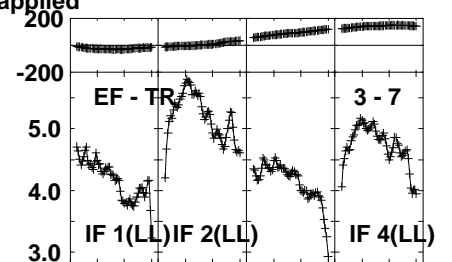
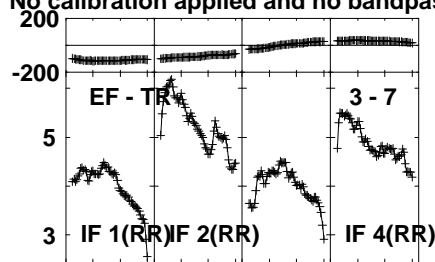
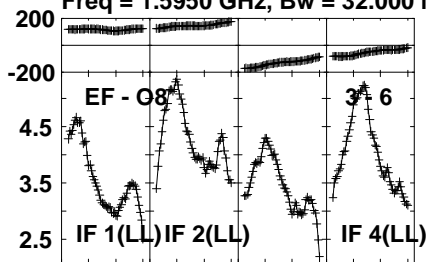
Lower frame: Milli Ampl Jy Top frame: Phas deg
Vector averaged cross-power spectrum Several baselines displayed
Timerange: 01/08:44:31 to 01/08:58:59

Plot file version 76 created 20-AUG-2022 03:08:09

3C66A EV024B 1.UVDATA.1

Freq = 1.5950 GHz, Bw = 32.000 MH

No calibration applied and no bandpass applied



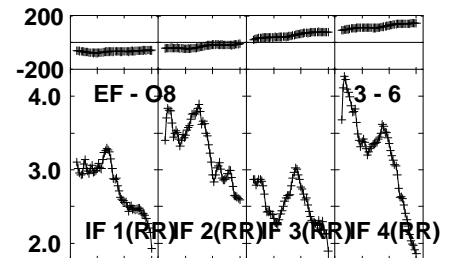
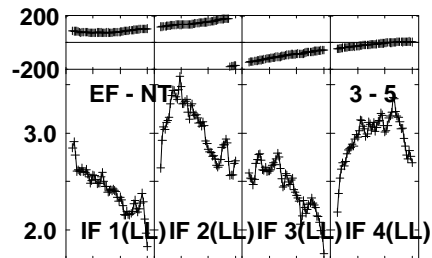
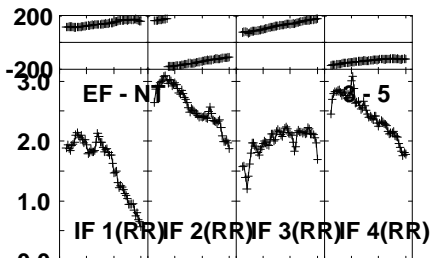
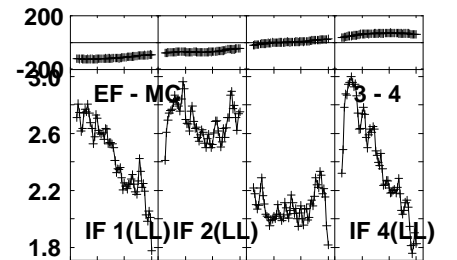
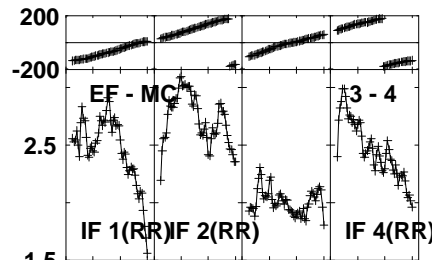
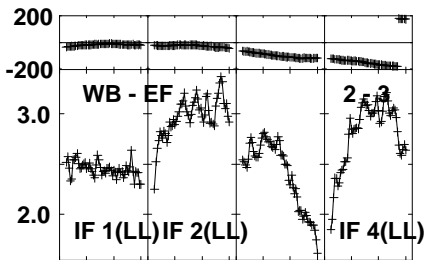
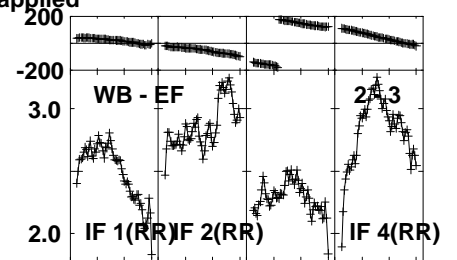
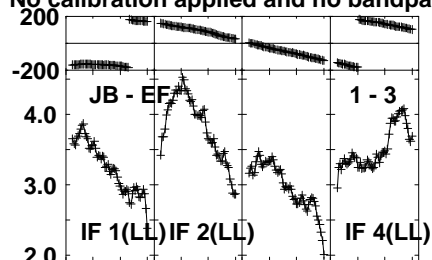
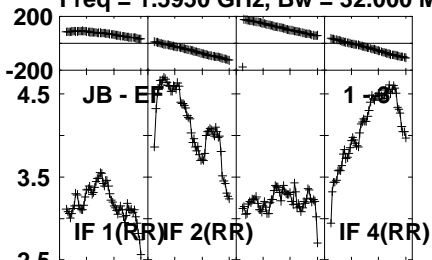
Lower frame: Milli Ampl Jy Top frame: Phas deg
Vector averaged cross-power spectrum Several baselines displayed
Timerange: 01/08:44:31 to 01/08:58:59

Plot file version 77 created 20-AUG-2022 03:08:10

3C66A EV024B 1.UVDATA.1

Freq = 1.5950 GHz, Bw = 32.000 MH

No calibration applied and no bandpass applied



0204060 204060 204060 204060
Channels

0204060 204060 204060 204060
Channels

0204060 204060 204060 204060
Channels

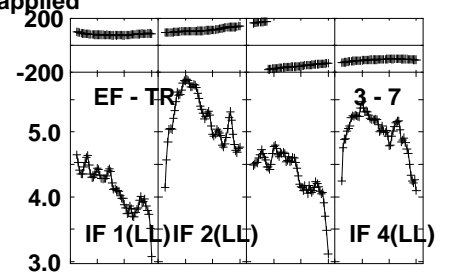
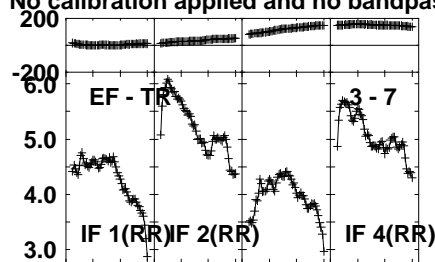
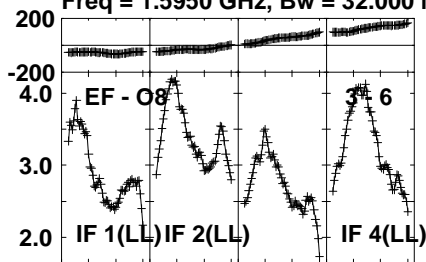
Lower frame: Milli Ampl Jy Top frame: Phas deg
Vector averaged cross-power spectrum Several baselines displayed
Timerange: 01/08:59:31 to 01/09:13:59

Plot file version 78 created 20-AUG-2022 03:08:10

3C66A EV024B 1.UVDATA.1

Freq = 1.5950 GHz, Bw = 32.000 MH

No calibration applied and no bandpass applied



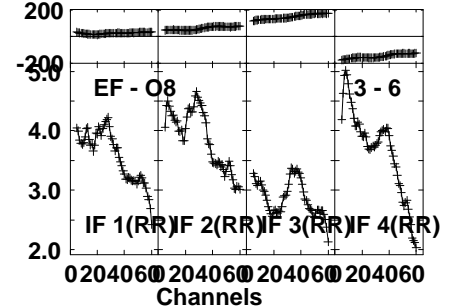
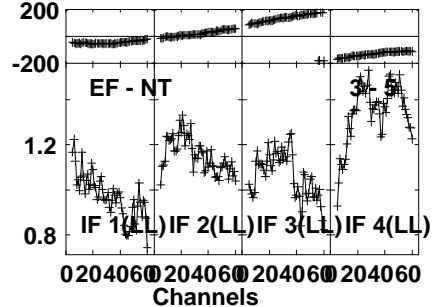
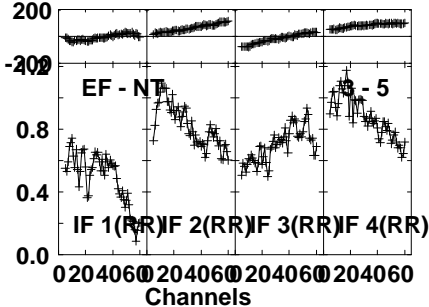
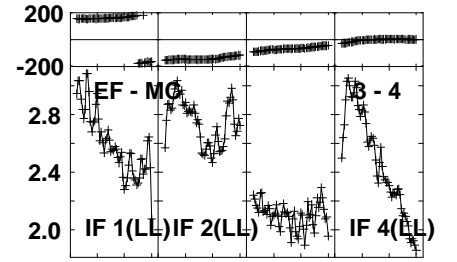
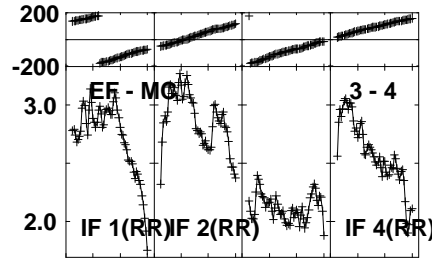
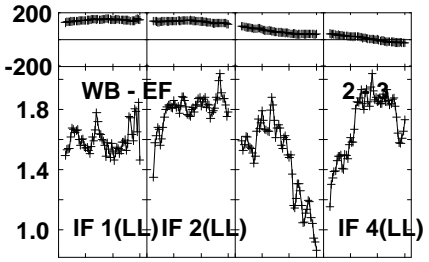
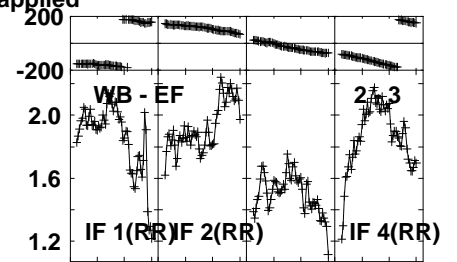
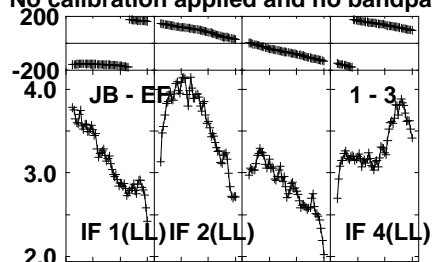
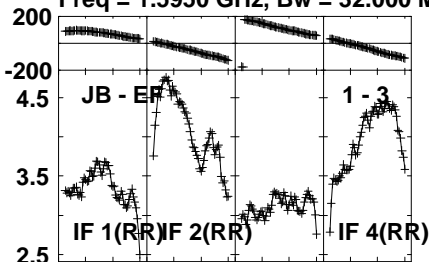
Lower frame: Milli Ampl Jy Top frame: Phas deg
Vector averaged cross-power spectrum Several baselines displayed
Timerange: 01/08:59:31 to 01/09:13:59

Plot file version 79 created 20-AUG-2022 03:08:10

3C66A EV024B 1.UVDATA.1

Freq = 1.5950 GHz, Bw = 32.000 MH

No calibration applied and no bandpass applied

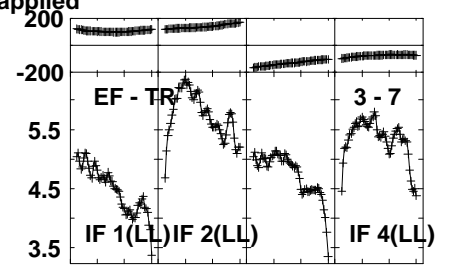
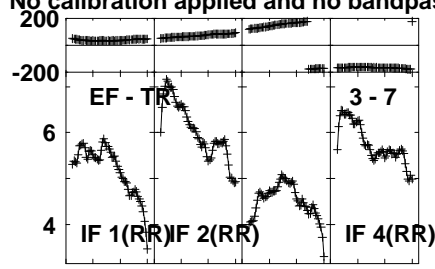
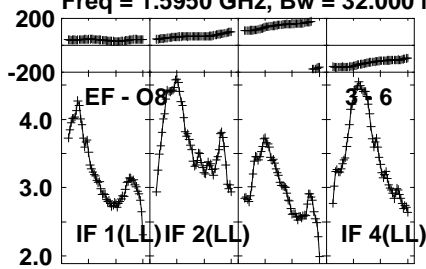


Lower frame: Milli Ampl Jy Top frame: Phas deg
 Vector averaged cross-power spectrum Several baselines displayed
 Timerange: 01/09:14:31 to 01/09:28:59

Plot file version 80 created 20-AUG-2022 03:08:11

3C66A EV024B 1.UVDATA.1

Freq = 1.5950 GHz, Bw = 32.000 MH No calibration applied and no bandpass applied



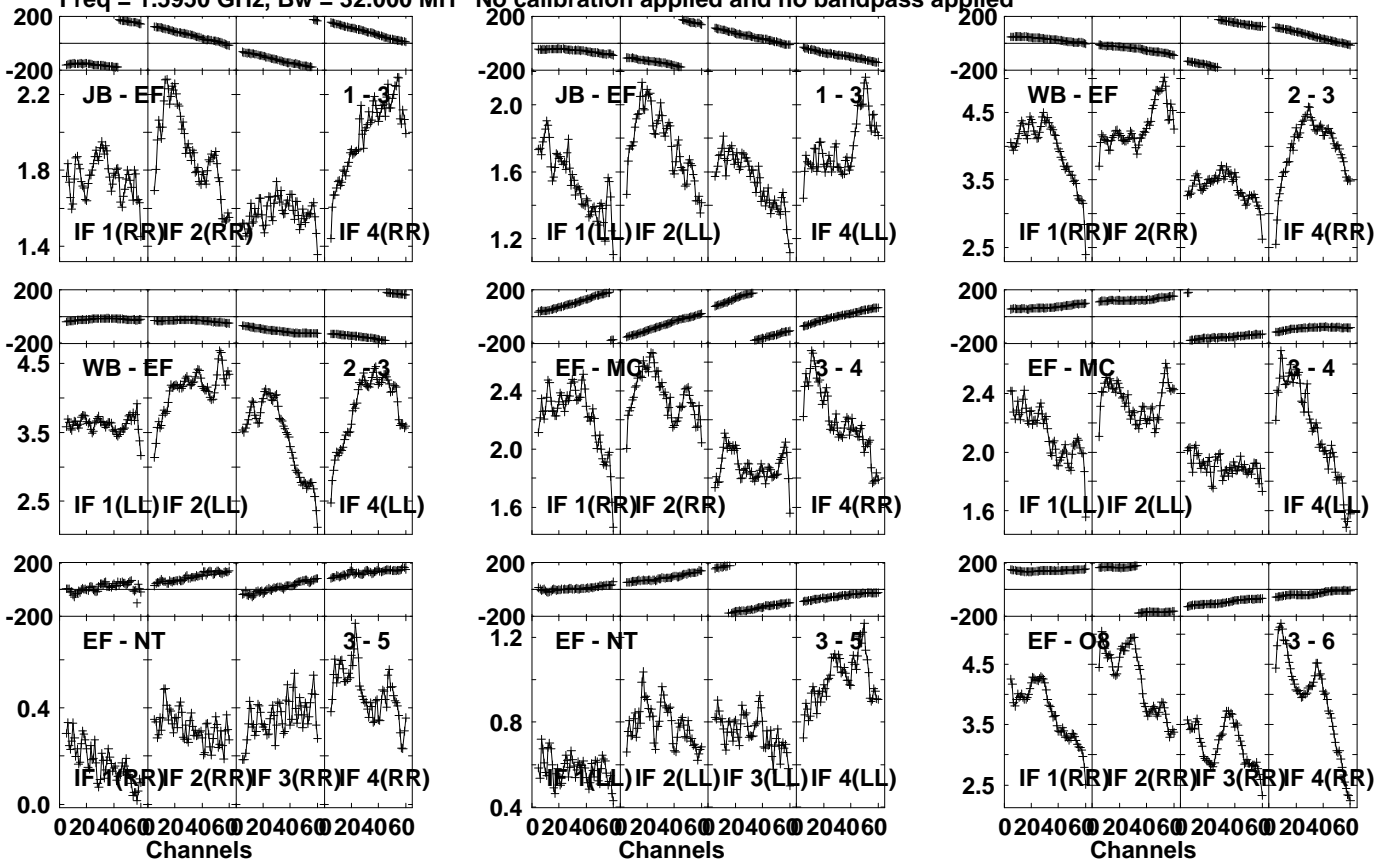
Lower frame: Milli Ampl Jy Top frame: Phas deg
Vector averaged cross-power spectrum Several baselines displayed
Timerange: 01/09:14:31 to 01/09:28:59

Plot file version 81 created 20-AUG-2022 03:08:11

3C66A EV024B 1.UVDATA.1

Freq = 1.5950 GHz, Bw = 32.000 MH

No calibration applied and no bandpass applied

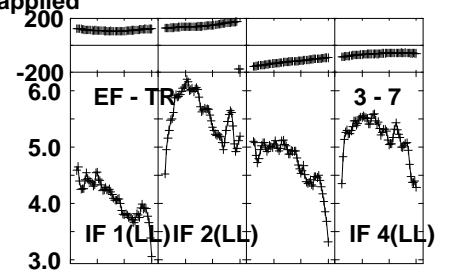
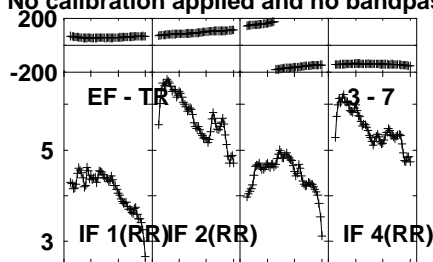
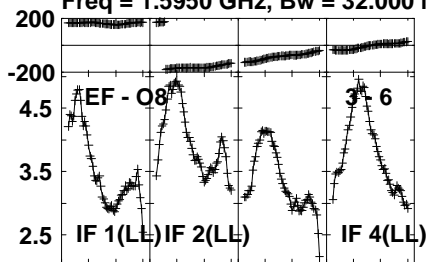


Lower frame: Milli Ampl Jy Top frame: Phas deg
Vector averaged cross-power spectrum Several baselines displayed
Timerange: 01/09:29:31 to 01/09:43:59

Plot file version 82 created 20-AUG-2022 03:08:11

3C66A EV024B 1.UVDATA.1

Freq = 1.5950 GHz, Bw = 32.000 MH No calibration applied and no bandpass applied



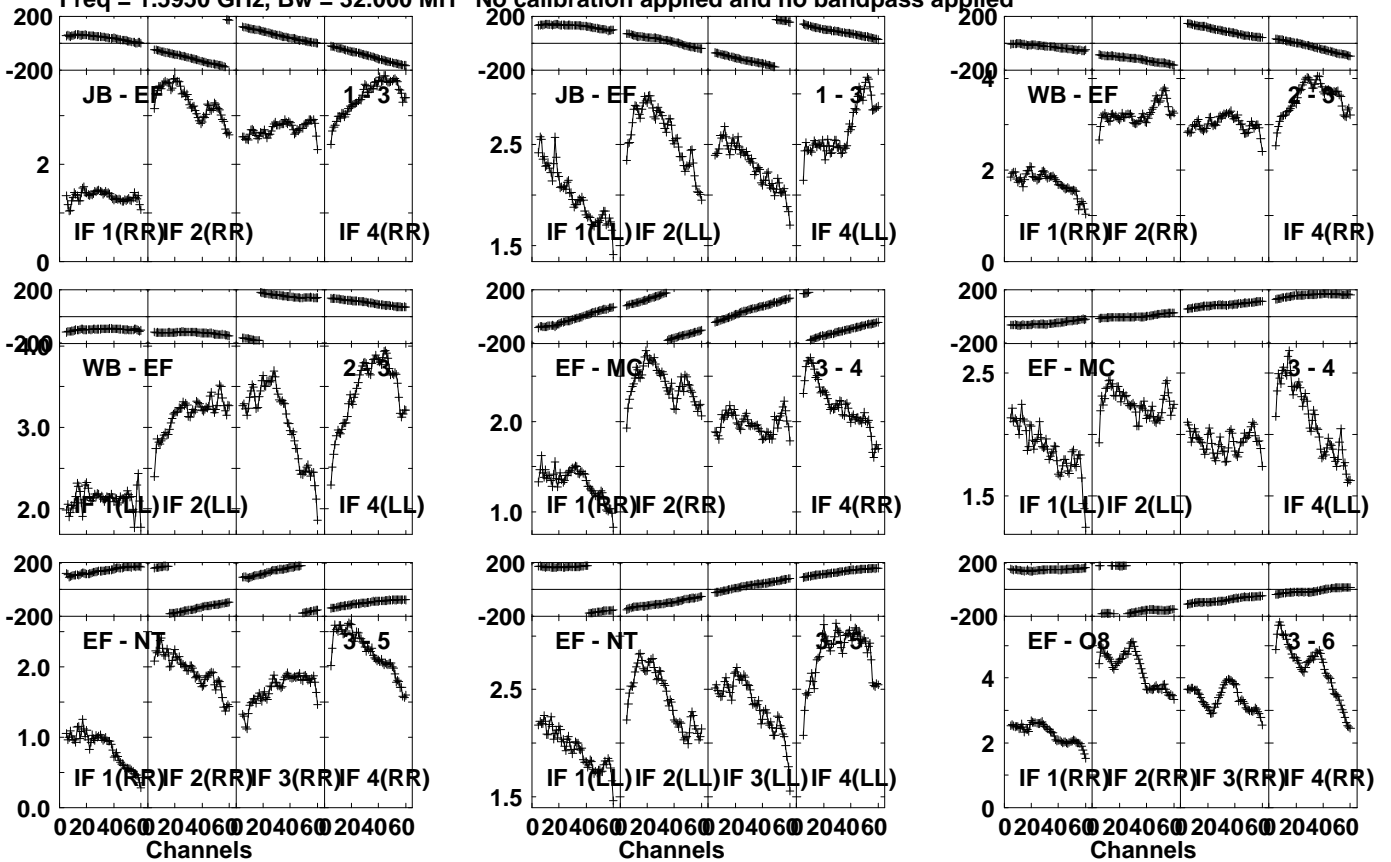
Lower frame: Milli Ampl Jy Top frame: Phas deg
Vector averaged cross-power spectrum Several baselines displayed
Timerange: 01/09:29:31 to 01/09:43:59

Plot file version 83 created 20-AUG-2022 03:08:11

3C66A EV024B 1.UVDATA.1

Freq = 1.5950 GHz, Bw = 32.000 MH

No calibration applied and no bandpass applied



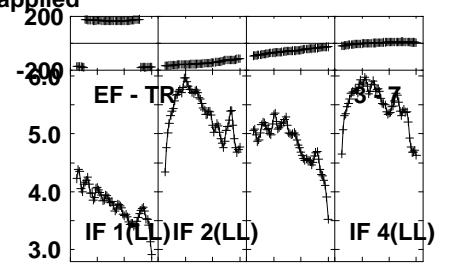
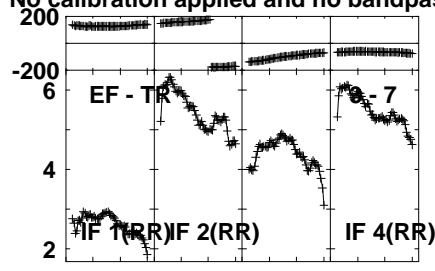
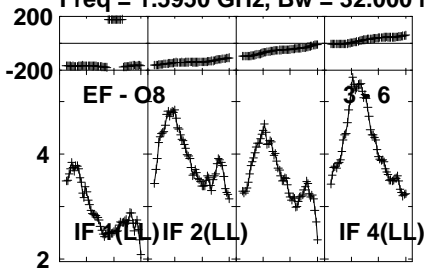
Lower frame: Milli Ampl Jy Top frame: Phas deg
Vector averaged cross-power spectrum Several baselines displayed
Timerange: 01/09:44:31 to 01/09:58:59

Plot file version 84 created 20-AUG-2022 03:08:12

3C66A EV024B 1.UVDATA.1

Freq = 1.5950 GHz, Bw = 32.000 MH

No calibration applied and no bandpass applied



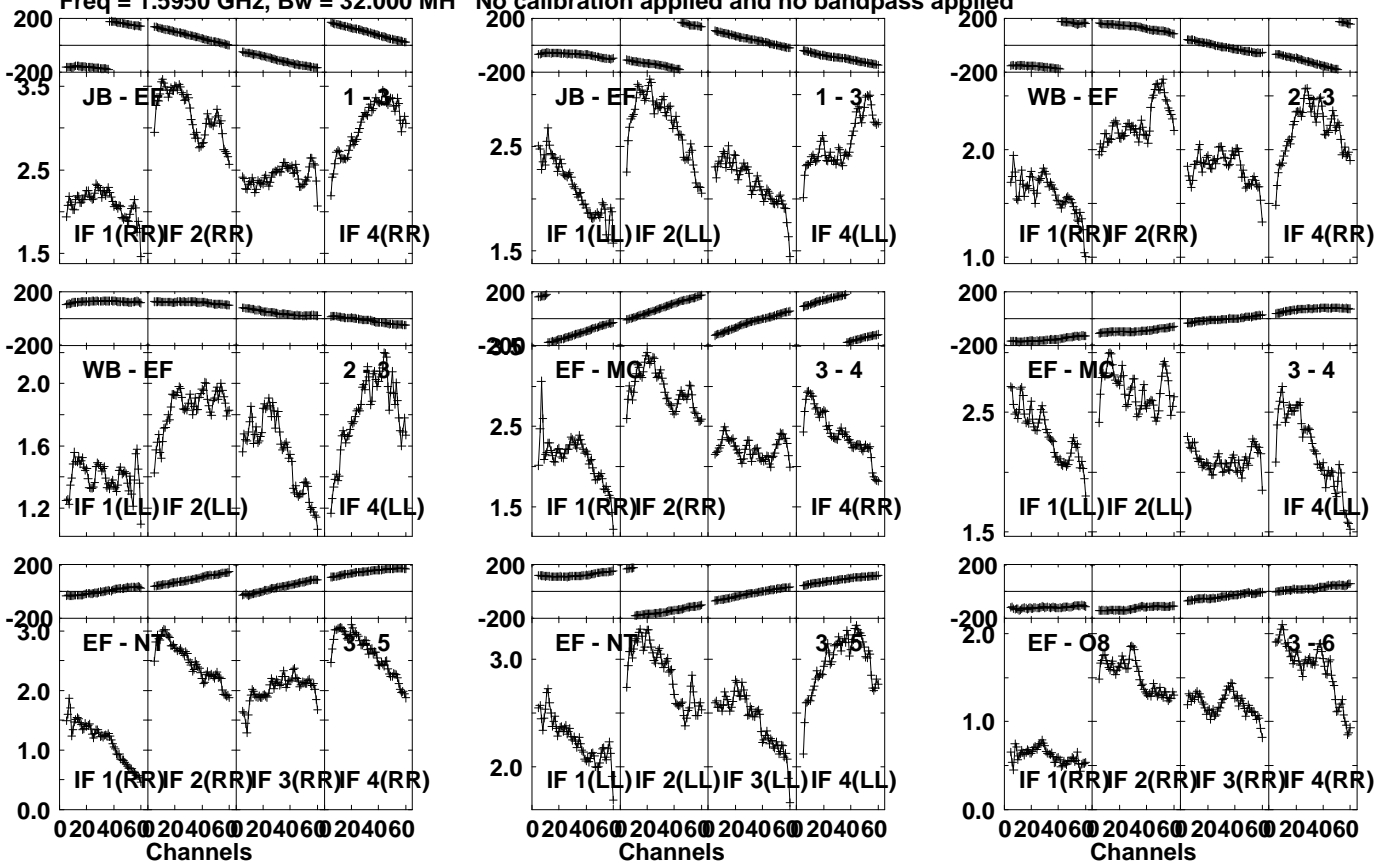
Lower frame: Milli Ampl Jy Top frame: Phas deg
Vector averaged cross-power spectrum Several baselines displayed
Timerange: 01/09:44:31 to 01/09:58:59

Plot file version 85 created 20-AUG-2022 03:08:12

3C66A EV024B 1.UVDATA.1

Freq = 1.5950 GHz, Bw = 32.000 MH

No calibration applied and no bandpass applied



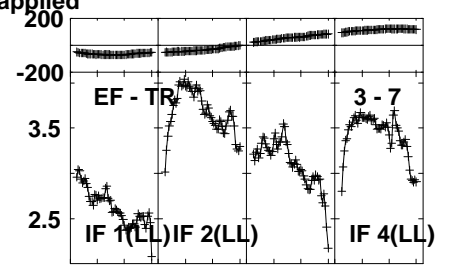
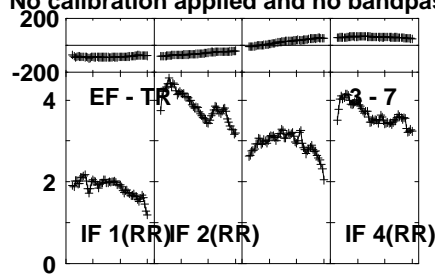
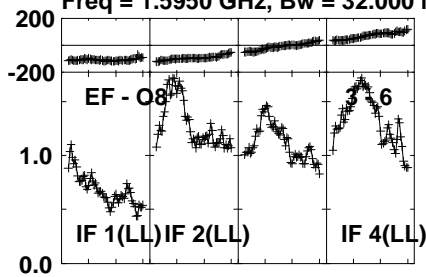
Lower frame: Milli Ampl Jy Top frame: Phas deg
Vector averaged cross-power spectrum Several baselines displayed
Timerange: 01/09:59:31 to 01/10:13:59

Plot file version 86 created 20-AUG-2022 03:08:12

3C66A EV024B 1.UVDATA.1

Freq = 1.5950 GHz, Bw = 32.000 MH

No calibration applied and no bandpass applied

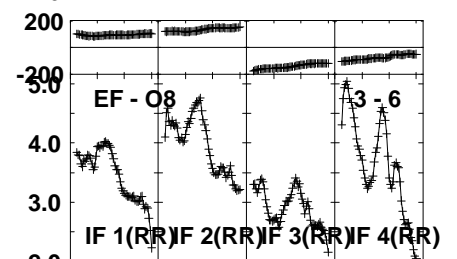
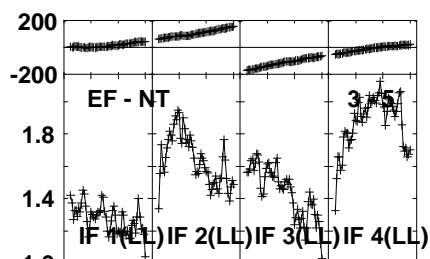
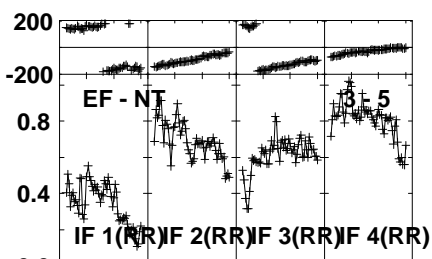
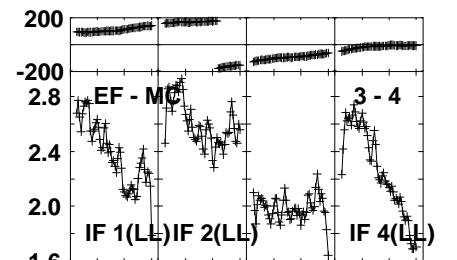
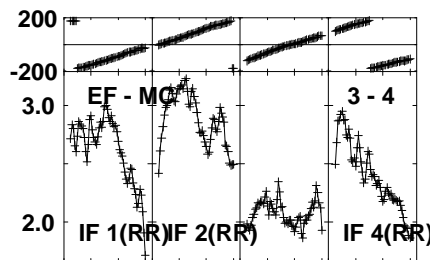
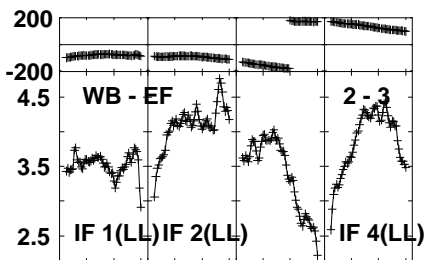
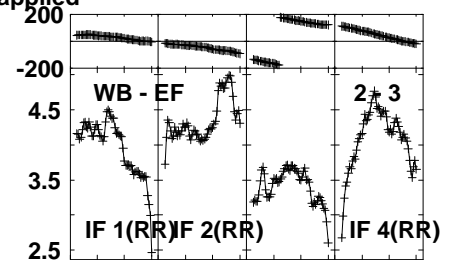
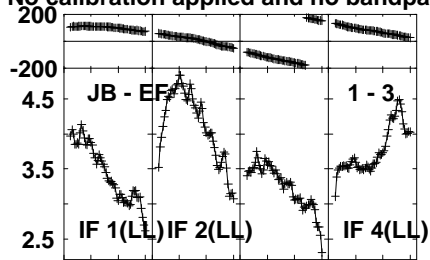
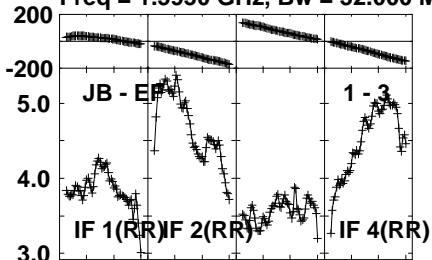


Lower frame: Milli Ampl Jy Top frame: Phas deg
Vector averaged cross-power spectrum Several baselines displayed
Timerange: 01/09:59:31 to 01/10:13:59

Plot file version 87 created 20-AUG-2022 03:08:12

3C66A EV024B 1.UVDATA.1

Freq = 1.5950 GHz, Bw = 32.000 MH No calibration applied and no bandpass applied

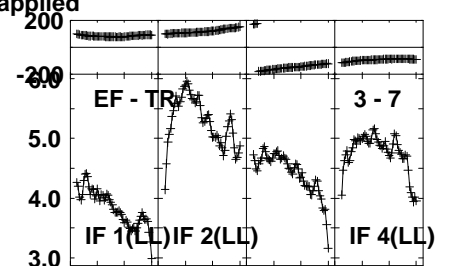
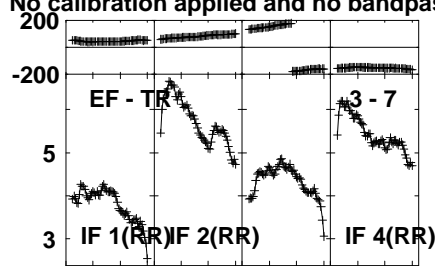
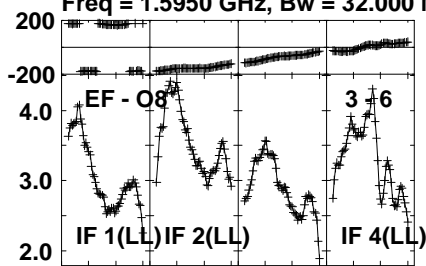


Lower frame: Milli Ampl Jy Top frame: Phas deg
Vector averaged cross-power spectrum Several baselines displayed
Timerange: 01/10:14:31 to 01/10:28:59

Plot file version 88 created 20-AUG-2022 03:08:13

3C66A EV024B 1.UVDATA.1

Freq = 1.5950 GHz, Bw = 32.000 MH No calibration applied and no bandpass applied



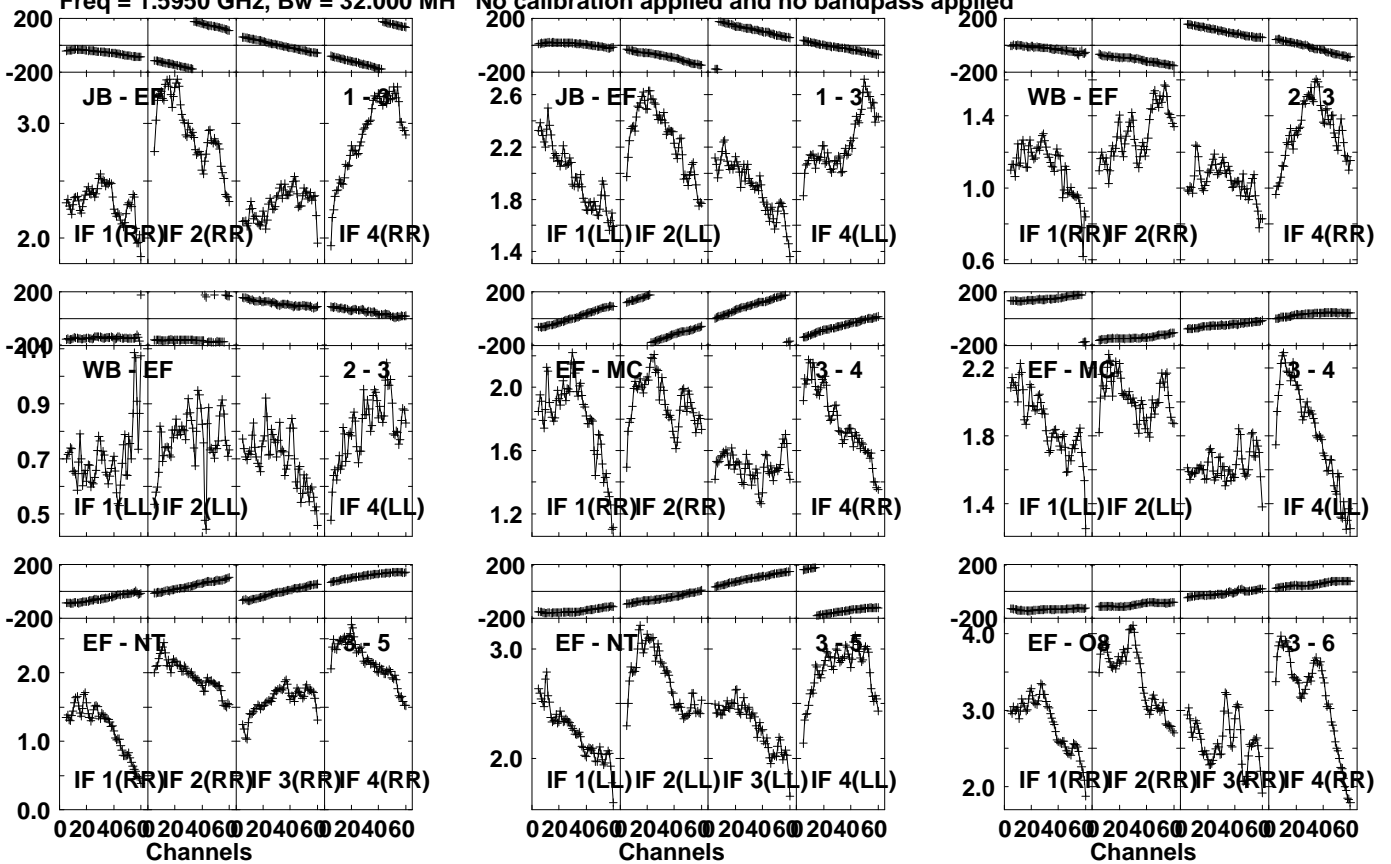
Lower frame: Milli Ampl Jy Top frame: Phas deg
Vector averaged cross-power spectrum Several baselines displayed
Timerange: 01/10:14:31 to 01/10:28:59

Plot file version 89 created 20-AUG-2022 03:08:13

3C66A EV024B 1.UVDATA.1

Freq = 1.5950 GHz, Bw = 32.000 MH

No calibration applied and no bandpass applied



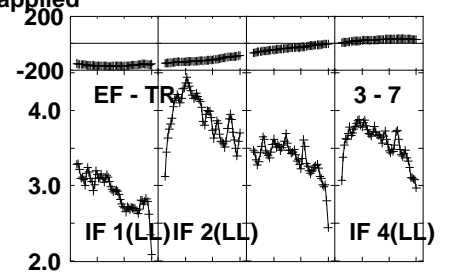
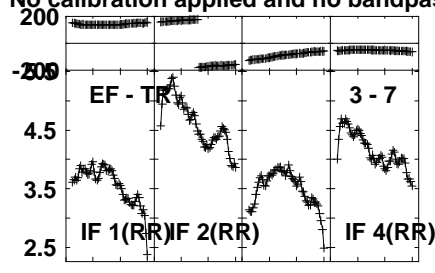
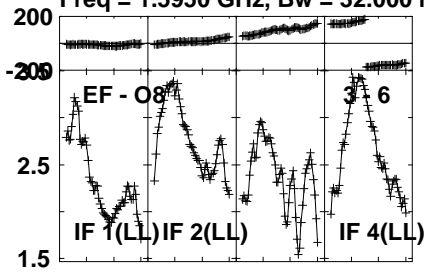
Lower frame: Milli Ampl Jy Top frame: Phas deg
Vector averaged cross-power spectrum Several baselines displayed
Timerange: 01/10:29:31 to 01/10:43:59

Plot file version 90 created 20-AUG-2022 03:08:13

3C66A EV024B 1.UVDATA.1

Freq = 1.5950 GHz, Bw = 32.000 MH

No calibration applied and no bandpass applied



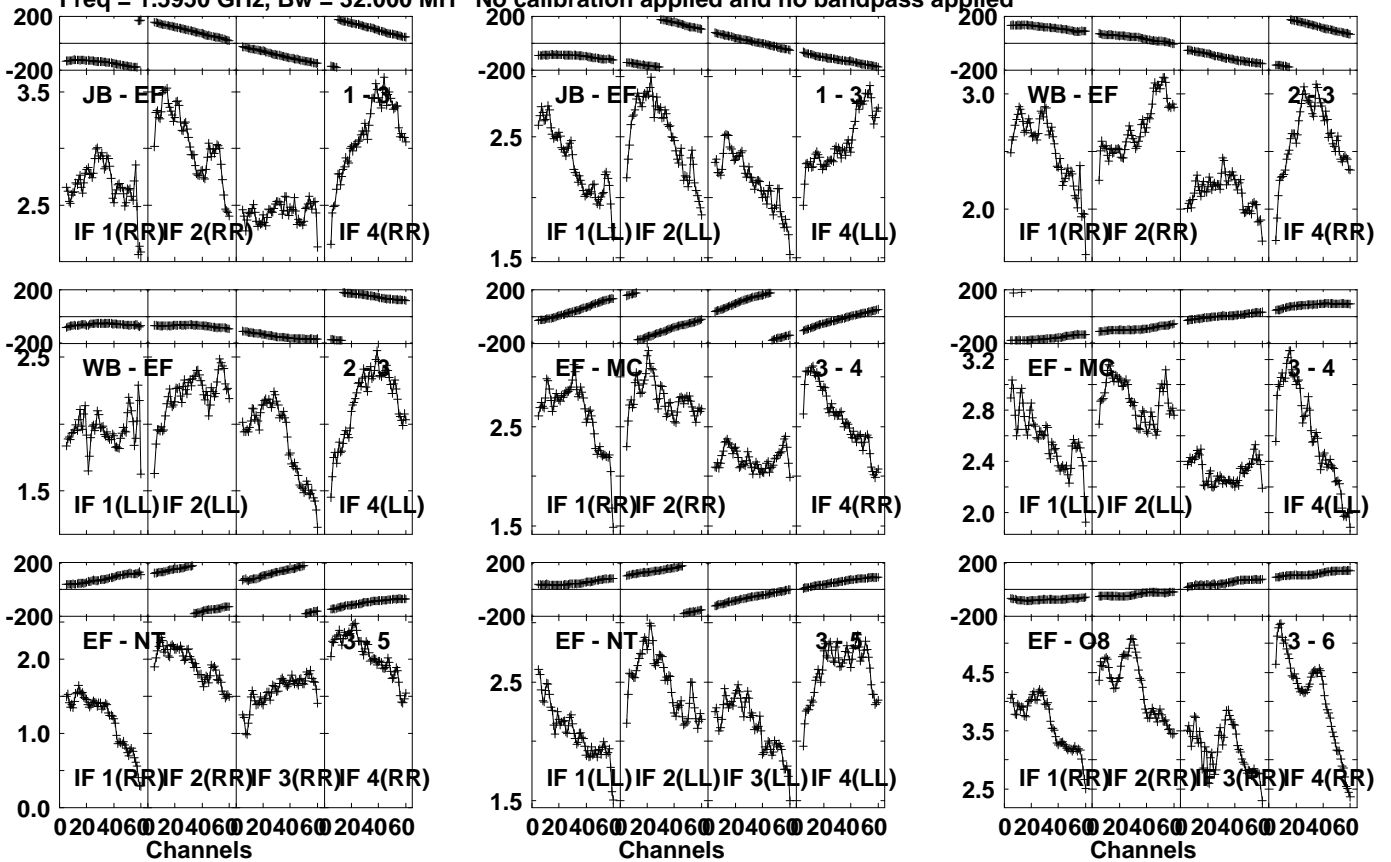
Lower frame: Milli Ampl Jy Top frame: Phas deg
Vector averaged cross-power spectrum Several baselines displayed
Timerange: 01/10:29:31 to 01/10:43:59

Plot file version 91 created 20-AUG-2022 03:08:13

3C66A EV024B 1.UVDATA.1

Freq = 1.5950 GHz, Bw = 32.000 MH

No calibration applied and no bandpass applied

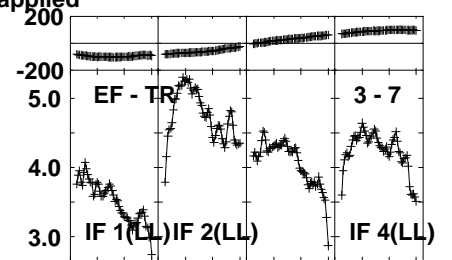
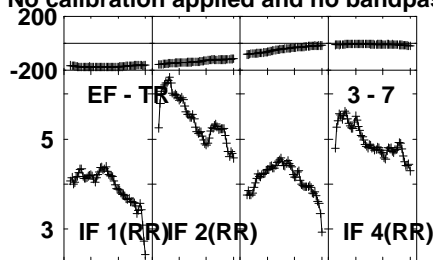
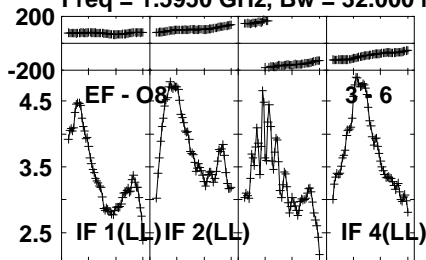


Lower frame: Milli Ampl Jy Top frame: Phas deg
Vector averaged cross-power spectrum Several baselines displayed
Timerange: 01/10:44:31 to 01/10:58:59

Plot file version 92 created 20-AUG-2022 03:08:14

3C66A EV024B 1.UVDATA.1

Freq = 1.5950 GHz, Bw = 32.000 MH No calibration applied and no bandpass applied



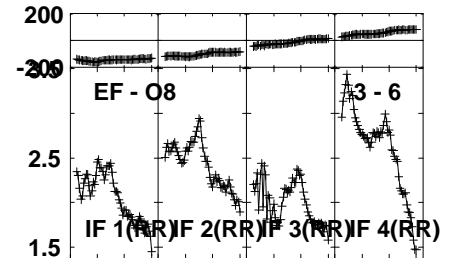
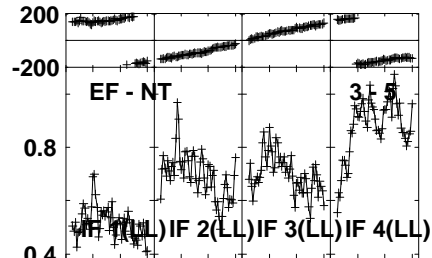
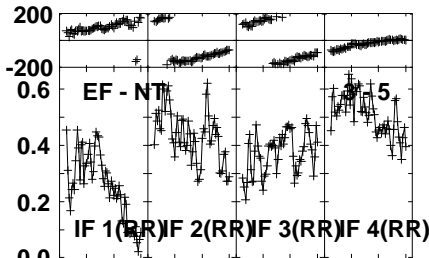
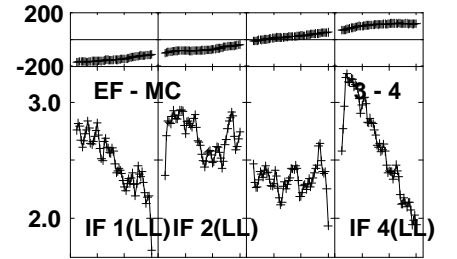
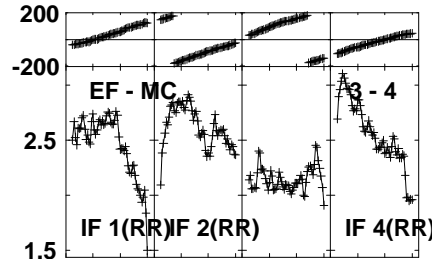
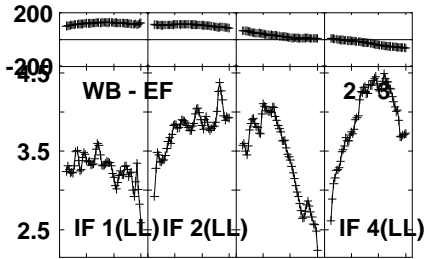
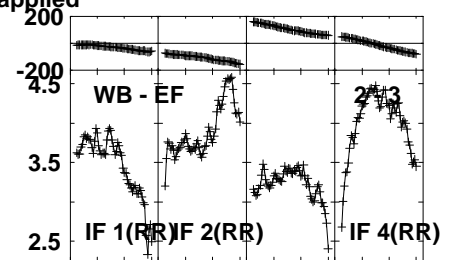
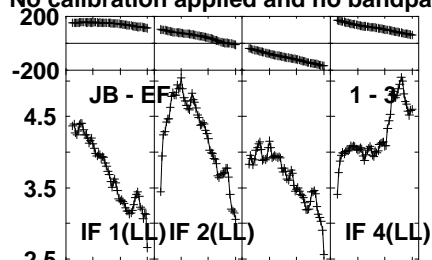
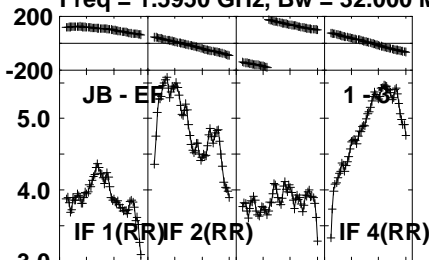
Lower frame: Milli Ampl Jy Top frame: Phas deg
Vector averaged cross-power spectrum Several baselines displayed
Timerange: 01/10:44:31 to 01/10:58:59

Plot file version 93 created 20-AUG-2022 03:08:14

3C66A EV024B 1.UVDATA.1

Freq = 1.5950 GHz, Bw = 32.000 MH

No calibration applied and no bandpass applied



0204060 204060 204060 204060
 Channels

0204060 204060 204060 204060
 Channels

0204060 204060 204060 204060
 Channels

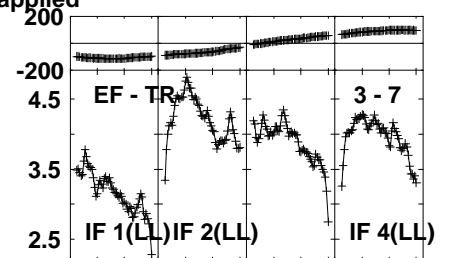
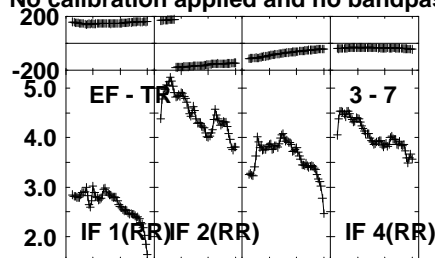
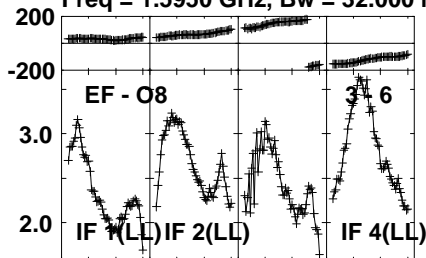
Lower frame: Milli Ampl Jy Top frame: Phas deg
 Vector averaged cross-power spectrum Several baselines displayed
 Timerange: 01/10:59:31 to 01/11:13:59

Plot file version 94 created 20-AUG-2022 03:08:14

3C66A EV024B 1.UVDATA.1

Freq = 1.5950 GHz, Bw = 32.000 MH

No calibration applied and no bandpass applied



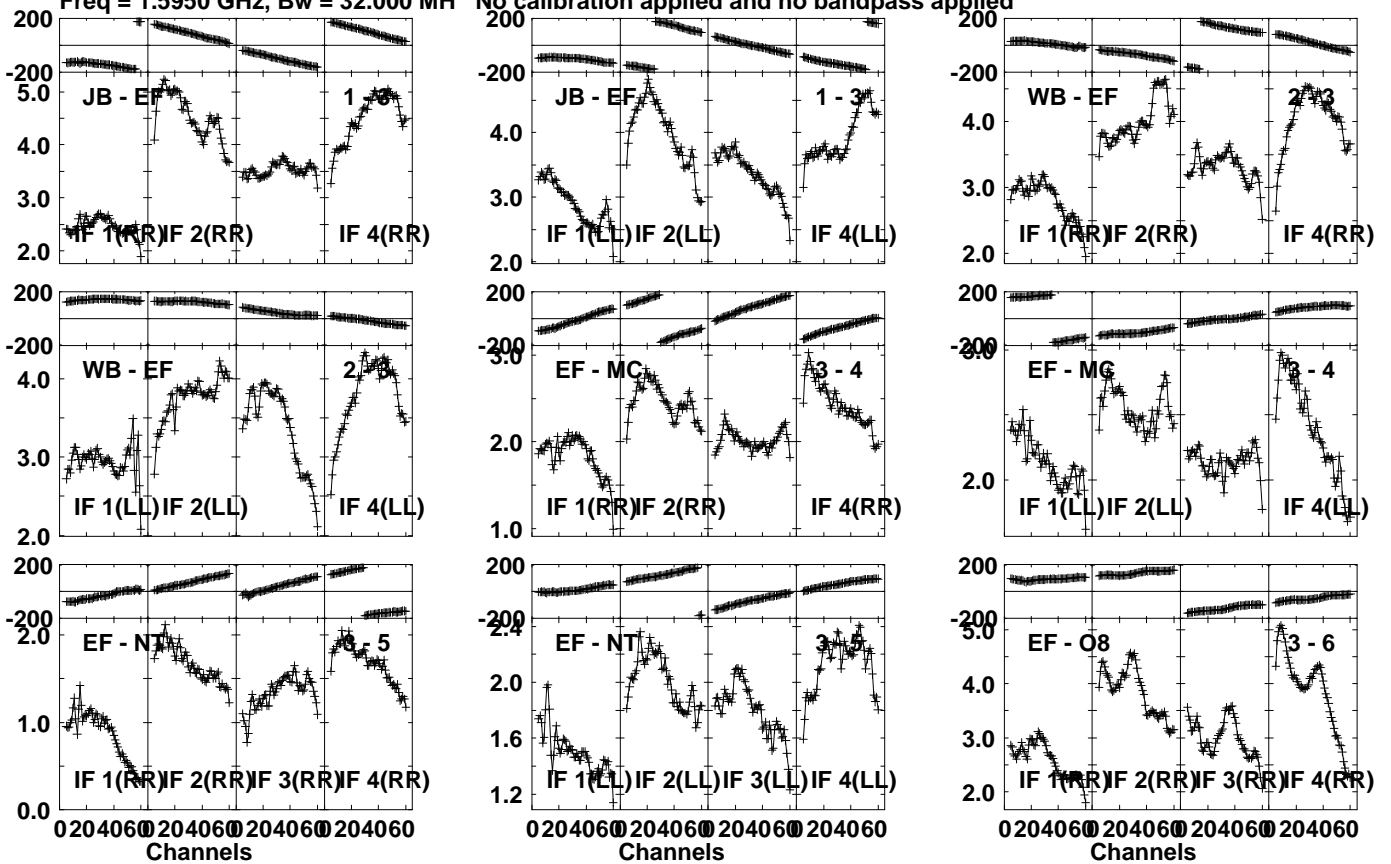
Lower frame: Milli Ampl Jy Top frame: Phas deg
Vector averaged cross-power spectrum Several baselines displayed
Timerange: 01/10:59:31 to 01/11:13:59

Plot file version 95 created 20-AUG-2022 03:08:14

3C66A EV024B 1.UVDATA.1

Freq = 1.5950 GHz, Bw = 32.000 MH

No calibration applied and no bandpass applied



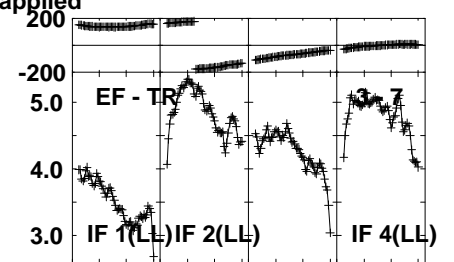
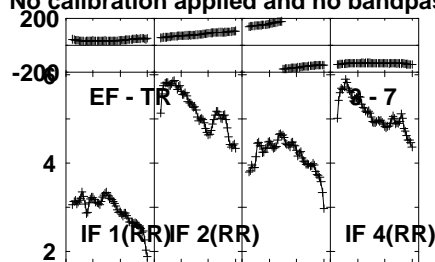
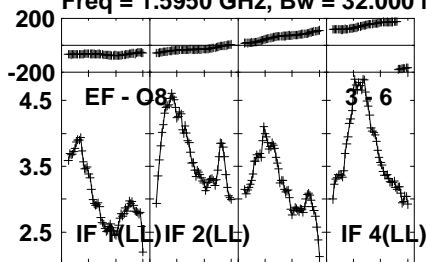
Lower frame: Milli Ampl Jy Top frame: Phas deg
Vector averaged cross-power spectrum Several baselines displayed
Timerange: 01/11:14:31 to 01/11:28:59

Plot file version 96 created 20-AUG-2022 03:08:15

3C66A EV024B 1.UVDATA.1

Freq = 1.5950 GHz, Bw = 32.000 MH

No calibration applied and no bandpass applied



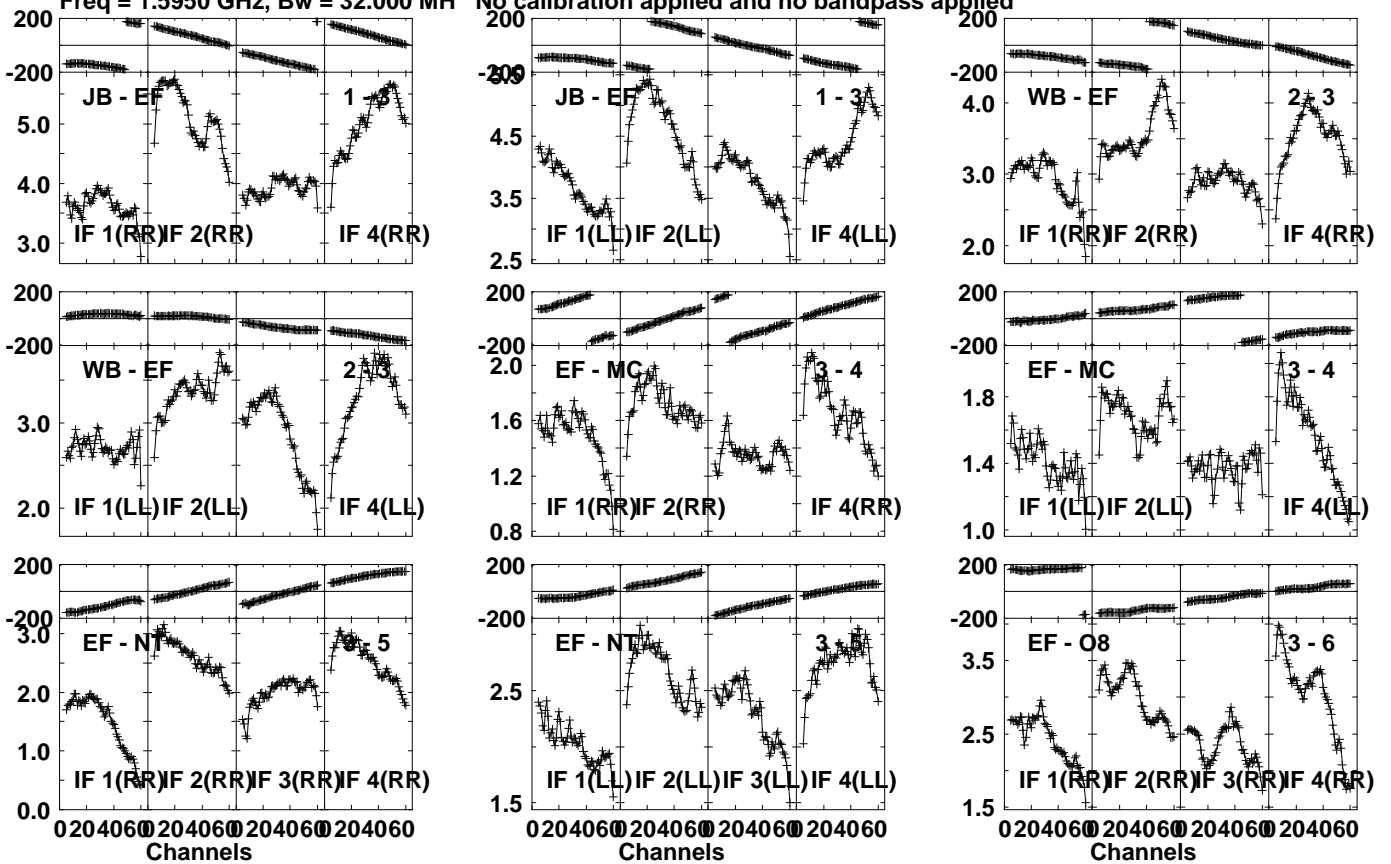
Lower frame: Milli Ampl Jy Top frame: Phas deg
Vector averaged cross-power spectrum Several baselines displayed
Timerange: 01/11:14:31 to 01/11:28:59

Plot file version 97 created 20-AUG-2022 03:08:15

3C66A EV024B 1.UVDATA.1

Freq = 1.5950 GHz, Bw = 32.000 MH

No calibration applied and no bandpass applied



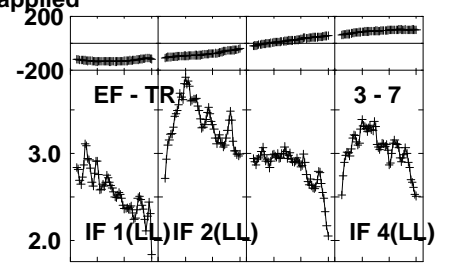
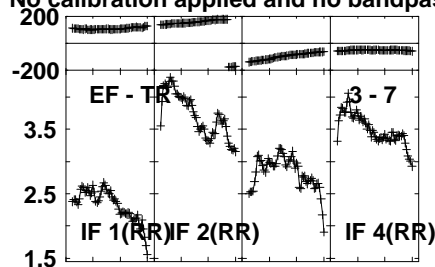
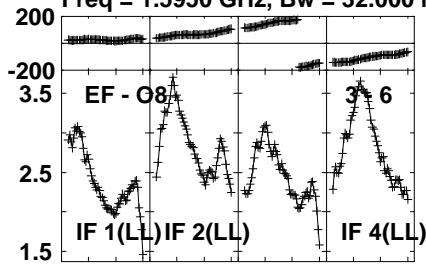
Lower frame: Milli Ampl Jy Top frame: Phas deg
 Vector averaged cross-power spectrum Several baselines displayed
 Timerange: 01/11:29:31 to 01/11:43:59

Plot file version 98 created 20-AUG-2022 03:08:15

3C66A EV024B 1.UVDATA.1

Freq = 1.5950 GHz, Bw = 32.000 MH

No calibration applied and no bandpass applied



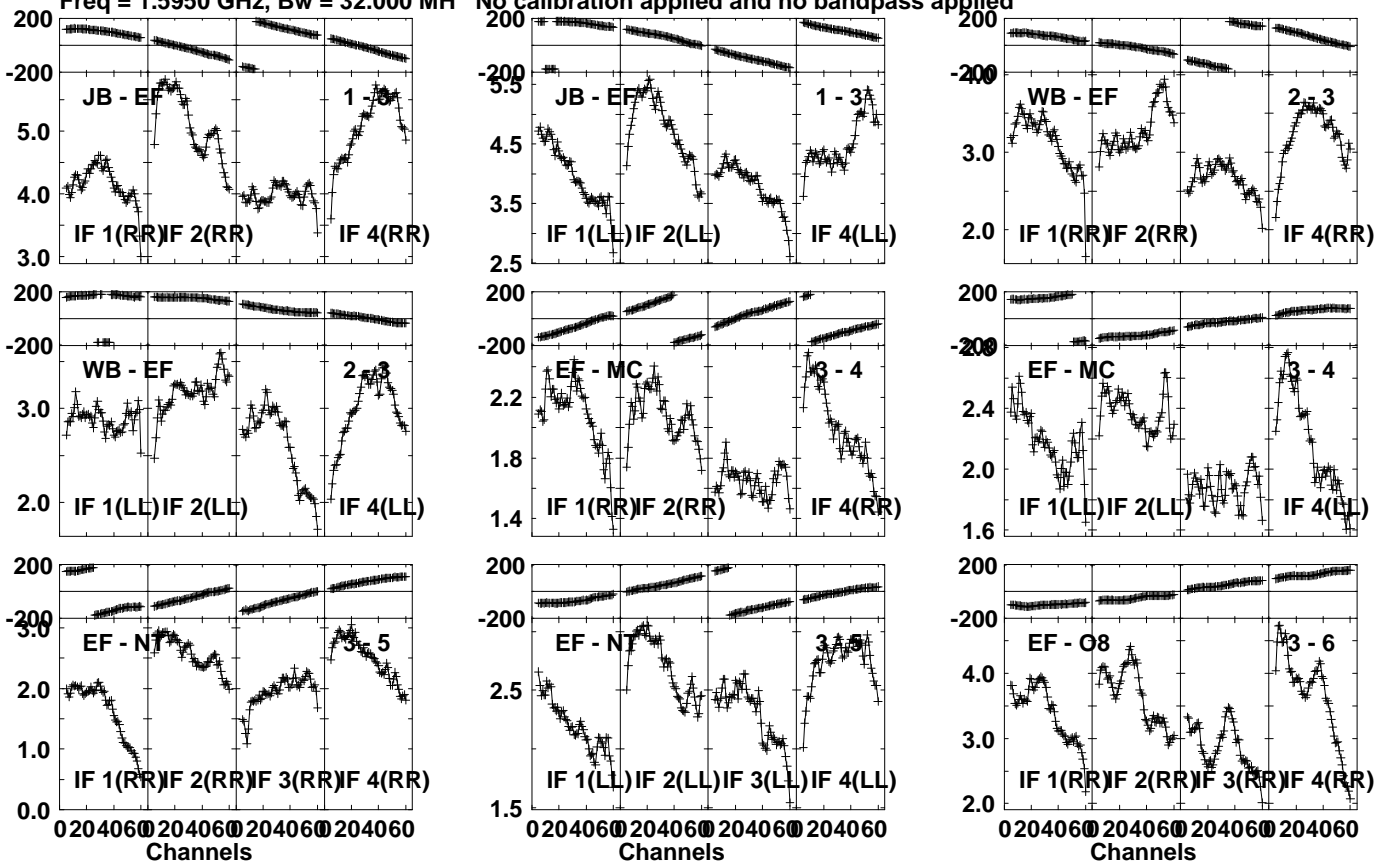
Lower frame: Milli Ampl Jy Top frame: Phas deg
Vector averaged cross-power spectrum Several baselines displayed
Timerange: 01/11:29:31 to 01/11:43:59

Plot file version 99 created 20-AUG-2022 03:08:15

3C66A EV024B 1.UVDATA.1

Freq = 1.5950 GHz, Bw = 32.000 MH

No calibration applied and no bandpass applied

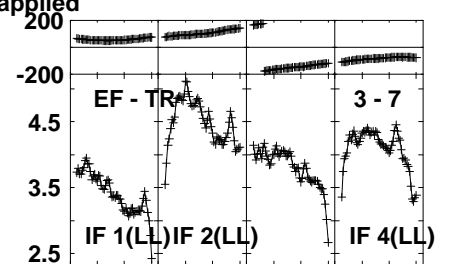
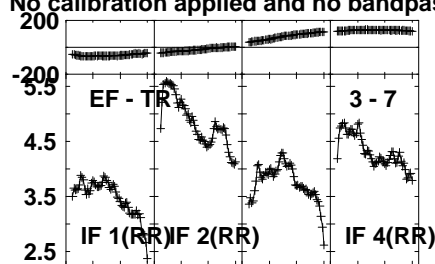
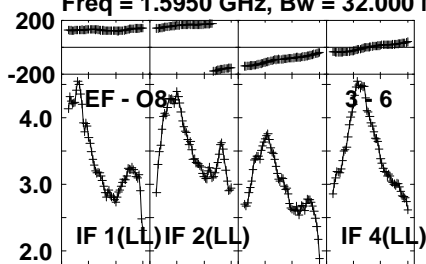


Lower frame: Milli Ampl Jy Top frame: Phas deg
Vector averaged cross-power spectrum Several baselines displayed
Timerange: 01/11:44:31 to 01/11:58:59

Plot file version 100 created 20-AUG-2022 03:08:16

3C66A EV024B 1.UVDATA.1

Freq = 1.5950 GHz, Bw = 32.000 MH No calibration applied and no bandpass applied

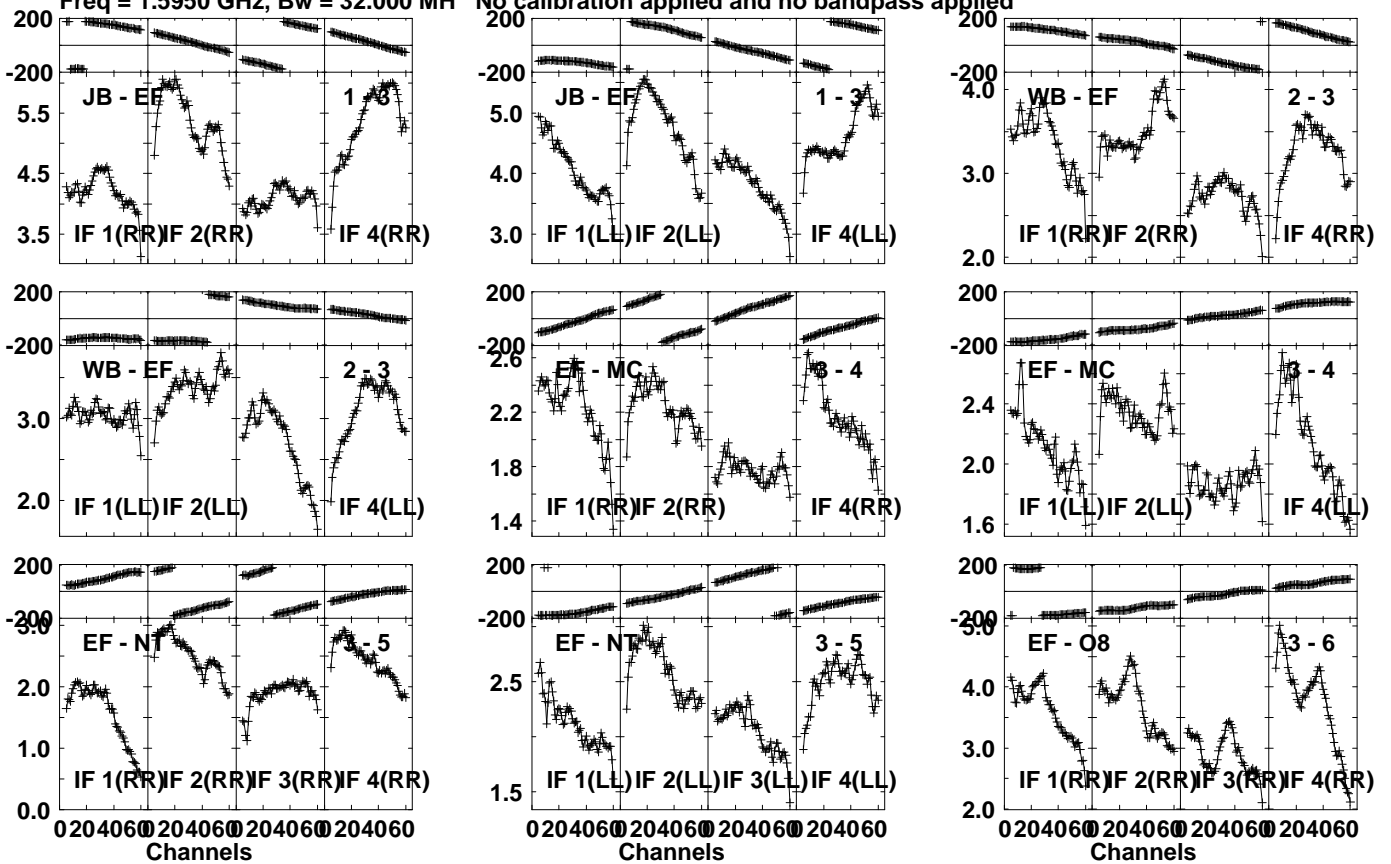


Lower frame: Milli Ampl Jy Top frame: Phas deg
Vector averaged cross-power spectrum Several baselines displayed
Timerange: 01/11:44:31 to 01/11:58:59

Plot file version 101 created 20-AUG-2022 03:08:16

3C66A EV024B 1.UVDATA.1

Freq = 1.5950 GHz, Bw = 32.000 MH No calibration applied and no bandpass applied

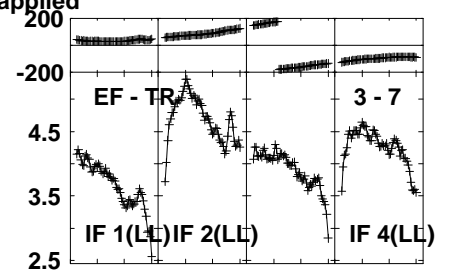
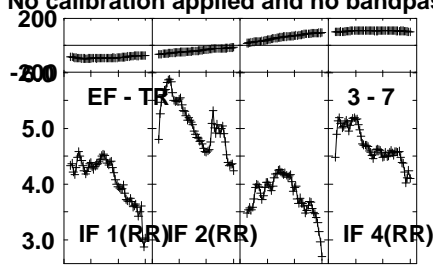
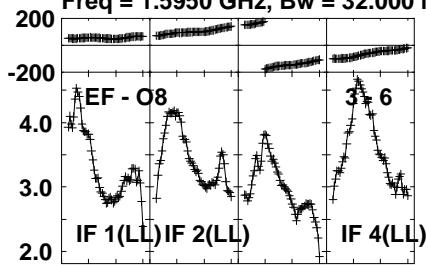


Lower frame: Milli Ampl Jy Top frame: Phas deg
Vector averaged cross-power spectrum Several baselines displayed
Timerange: 01/11:59:31 to 01/12:13:59

Plot file version 102 created 20-AUG-2022 03:08:16

3C66A EV024B 1.UVDATA.1

Freq = 1.5950 GHz, Bw = 32.000 MH No calibration applied and no bandpass applied

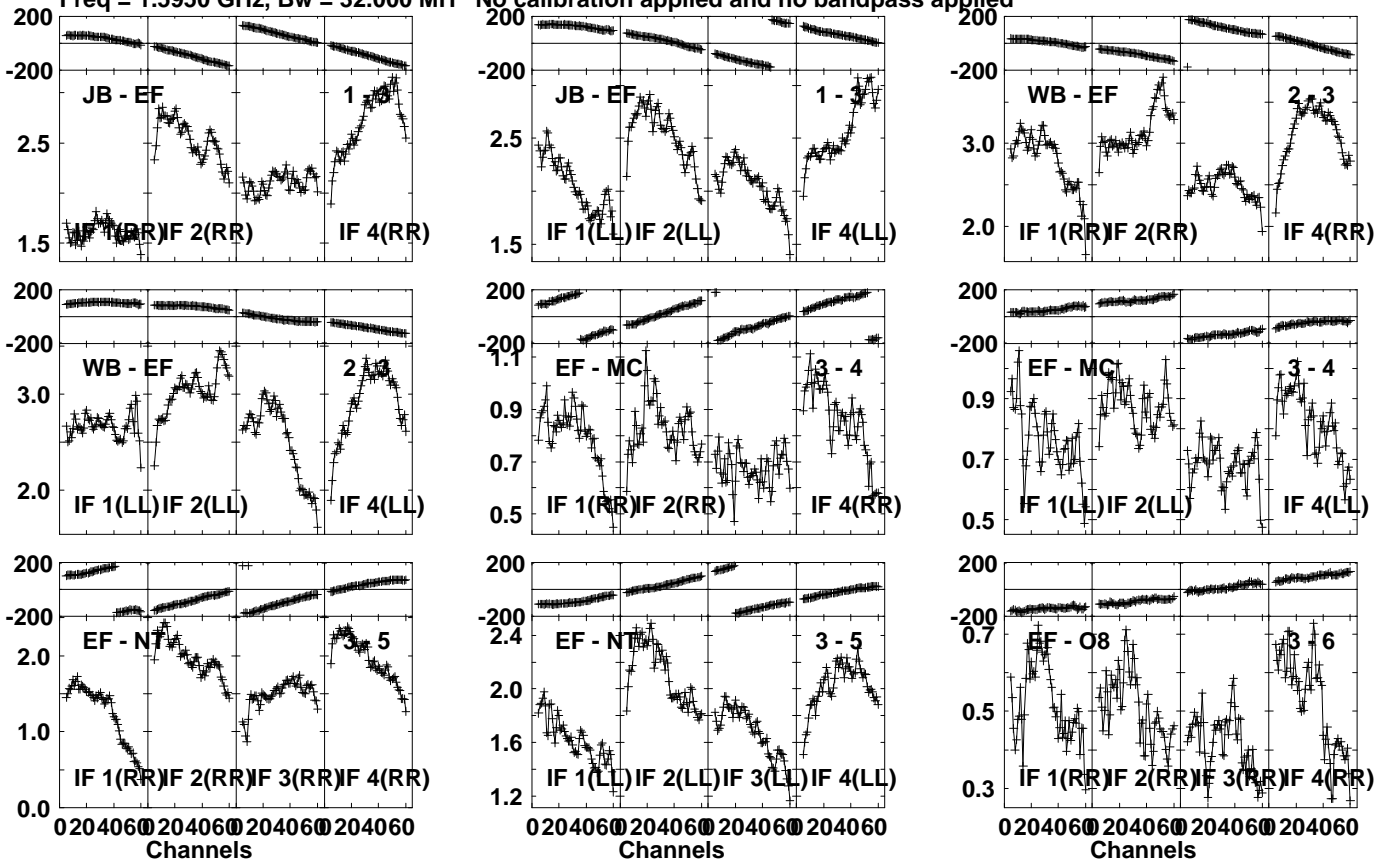


Lower frame: Milli Ampl Jy Top frame: Phas deg
Vector averaged cross-power spectrum Several baselines displayed
Timerange: 01/11:59:31 to 01/12:13:59

Plot file version 103 created 20-AUG-2022 03:08:16

3C66A EV024B 1.UVDATA.1

Freq = 1.5950 GHz, Bw = 32.000 MH No calibration applied and no bandpass applied

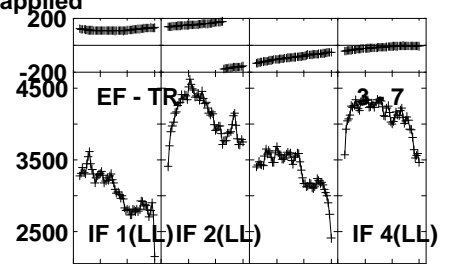
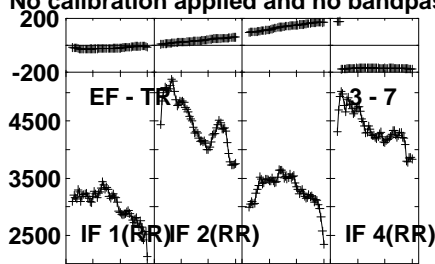
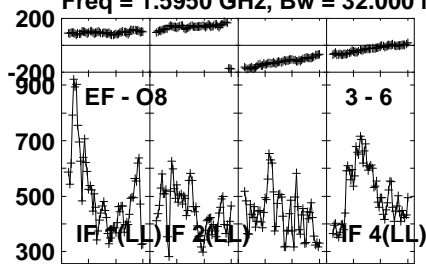


Lower frame: Milli Ampl Jy Top frame: Phas deg
 Vector averaged cross-power spectrum Several baselines displayed
 Timerange: 01/12:14:31 to 01/12:28:59

Plot file version 104 created 20-AUG-2022 03:08:17

3C66A EV024B 1.UVDATA.1

Freq = 1.5950 GHz, Bw = 32.000 MH No calibration applied and no bandpass applied

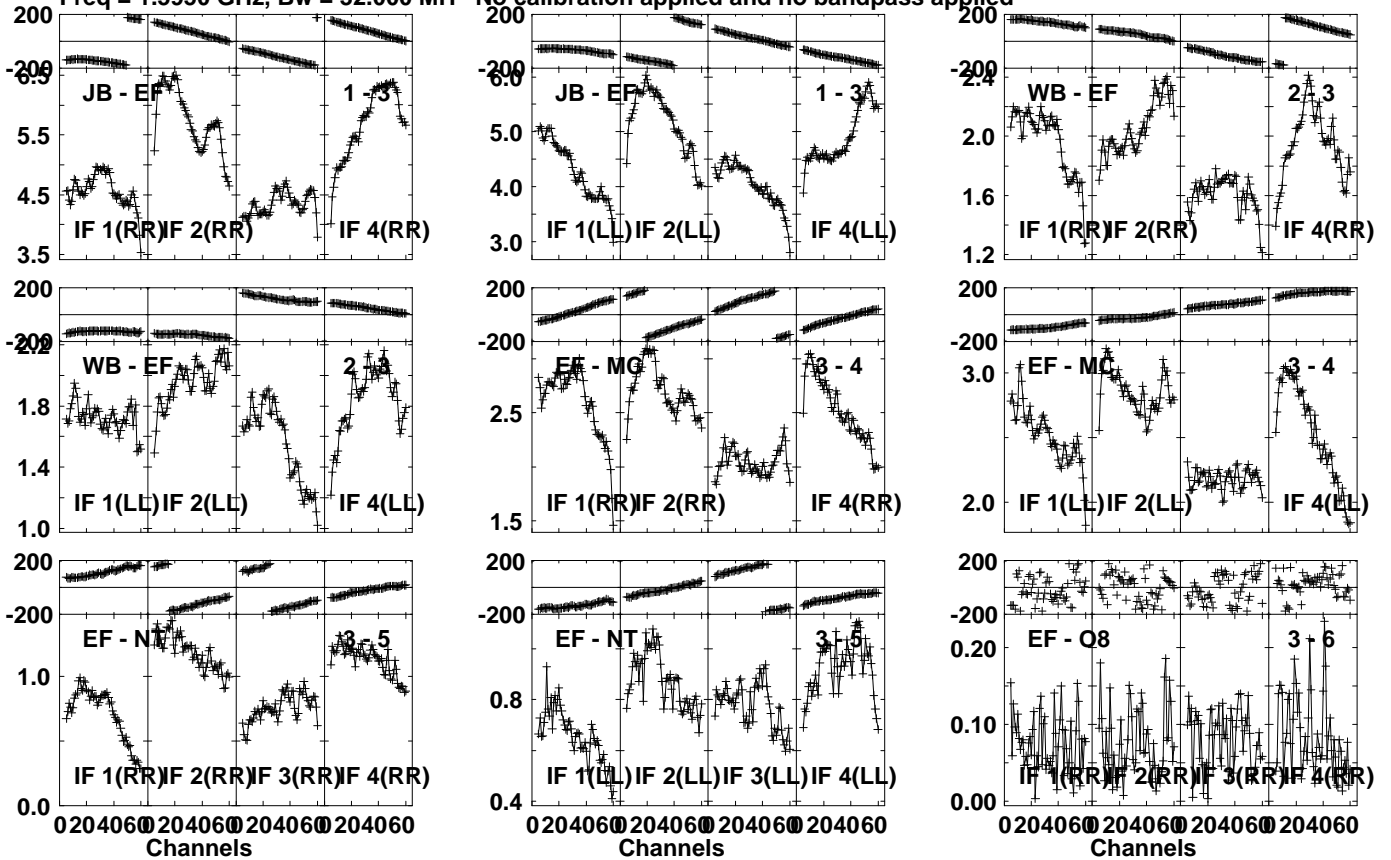


Lower frame: Micro Ampl Jy Top frame: Phas deg
Vector averaged cross-power spectrum Several baselines displayed
Timerange: 01/12:14:31 to 01/12:28:59

Plot file version 105 created 20-AUG-2022 03:08:17

3C66A EV024B 1.UVDATA.1

Freq = 1.5950 GHz, Bw = 32.000 MH No calibration applied and no bandpass applied

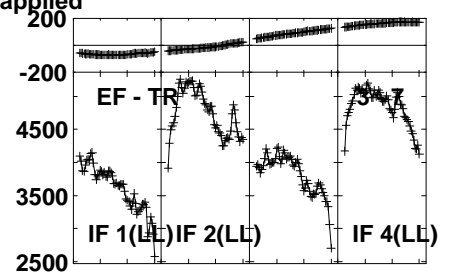
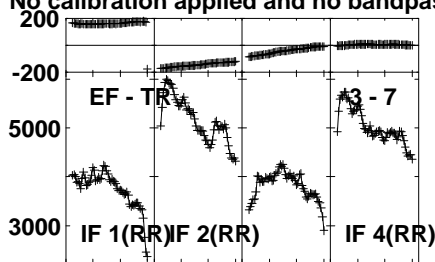
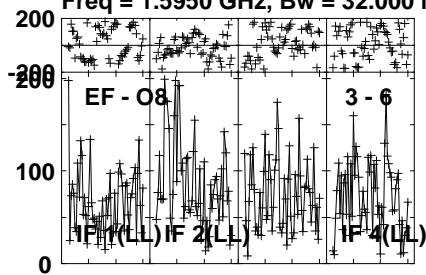


Lower frame: Milli Ampl Jy Top frame: Phas deg
Vector averaged cross-power spectrum Several baselines displayed
Timerange: 01/12:29:31 to 01/12:43:59

Plot file version 106 created 20-AUG-2022 03:08:17

3C66A EV024B 1.UVDATA.1

Freq = 1.5950 GHz, Bw = 32.000 MH No calibration applied and no bandpass applied

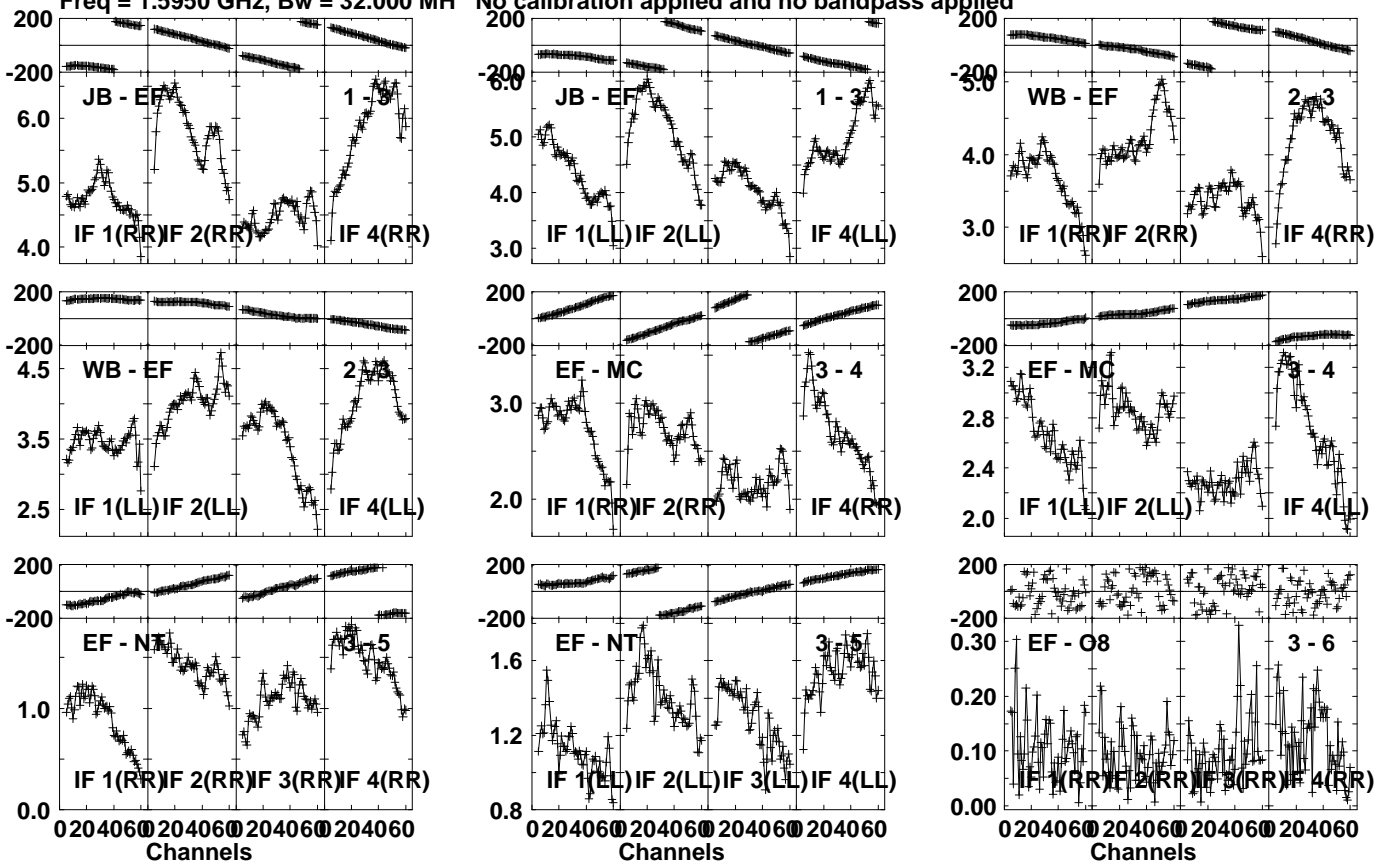


Lower frame: Micro Ampl Jy Top frame: Phas deg
Vector averaged cross-power spectrum Several baselines displayed
Timerange: 01/12:29:31 to 01/12:43:59

Plot file version 107 created 20-AUG-2022 03:08:17

3C66A EV024B 1.UVDATA.1

Freq = 1.5950 GHz, Bw = 32.000 MH No calibration applied and no bandpass applied

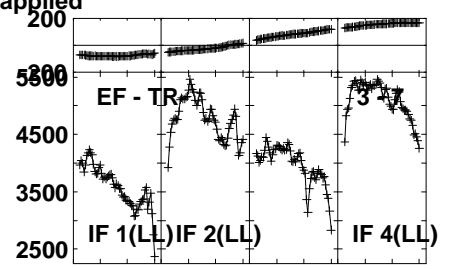
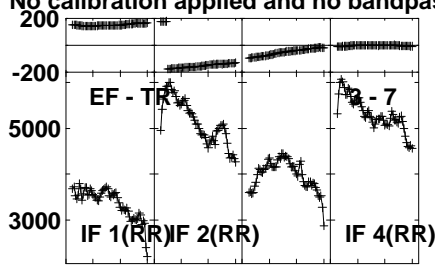
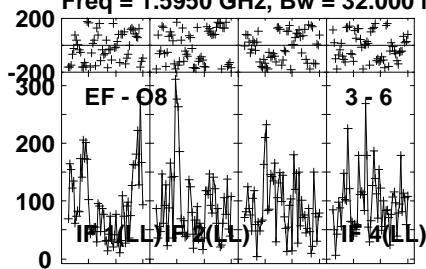


Lower frame: Milli Ampl Jy Top frame: Phas deg
Vector averaged cross-power spectrum Several baselines displayed
Timerange: 01/12:44:31 to 01/12:52:59

Plot file version 108 created 20-AUG-2022 03:08:18

3C66A EV024B 1.UVDATA.1

Freq = 1.5950 GHz, Bw = 32.000 MH No calibration applied and no bandpass applied



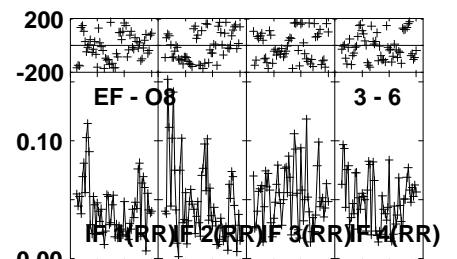
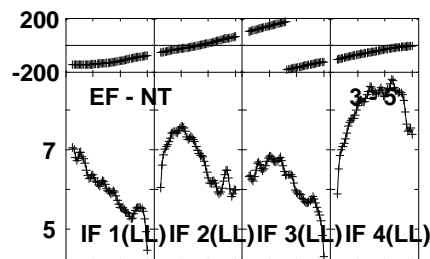
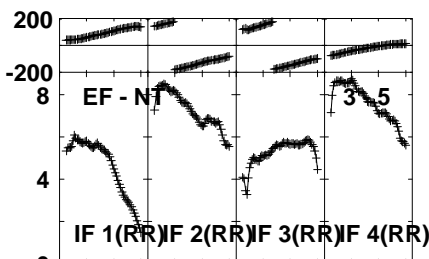
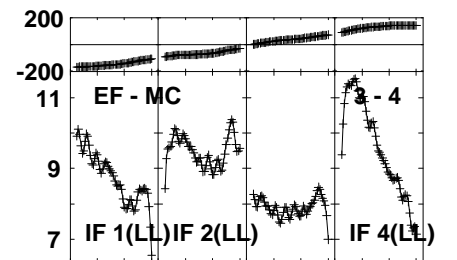
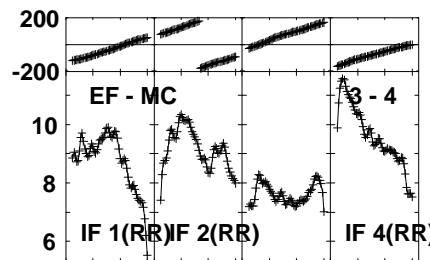
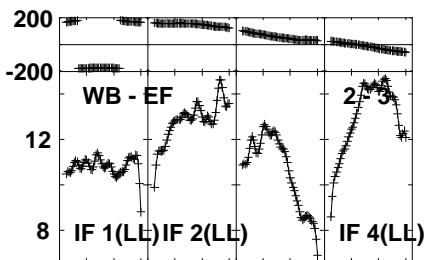
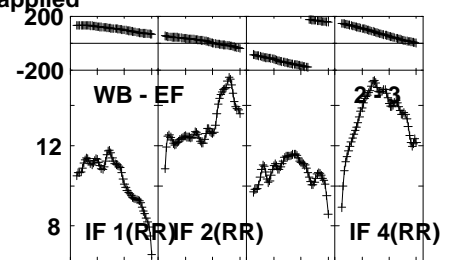
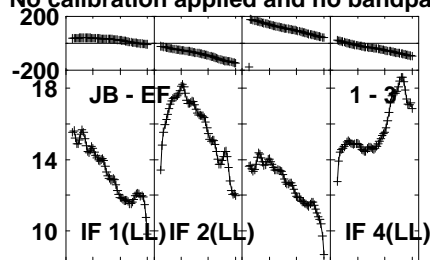
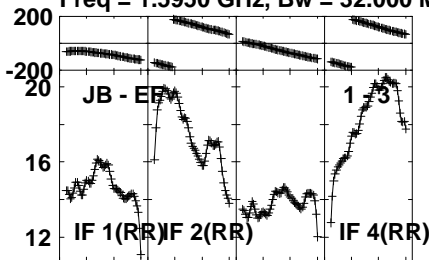
Lower frame: Micro Ampl Jy Top frame: Phas deg
Vector averaged cross-power spectrum Several baselines displayed
Timerange: 01/12:44:31 to 01/12:52:59

Plot file version 109 created 20-AUG-2022 03:08:18

0133+476 EV024B 1.UVDATA.1

Freq = 1.5950 GHz, Bw = 32.000 MH

No calibration applied and no bandpass applied

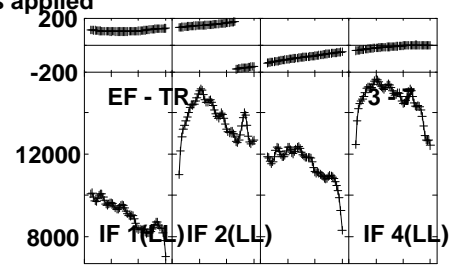
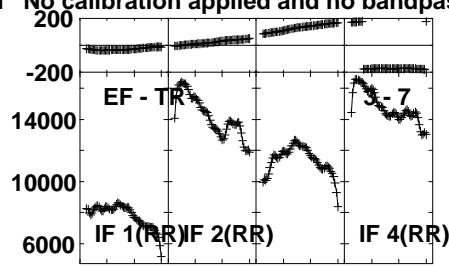
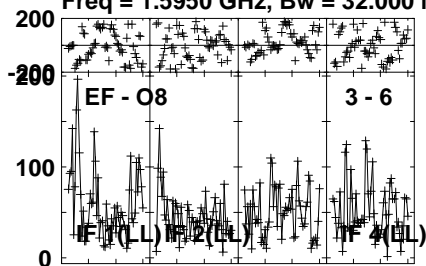


Lower frame: Milli Ampl Jy Top frame: Phas deg
Vector averaged cross-power spectrum Several baselines displayed
Timerange: 01/12:55:01 to 01/12:59:59

Plot file version 110 created 20-AUG-2022 03:08:18

0133+476 EV024B 1.UVDATA.1

Freq = 1.5950 GHz, Bw = 32.000 MH No calibration applied and no bandpass applied



Lower frame: Micro Ampl Jy Top frame: Phas deg
Vector averaged cross-power spectrum Several baselines displayed
Timerange: 01/12:55:01 to 01/12:59:59