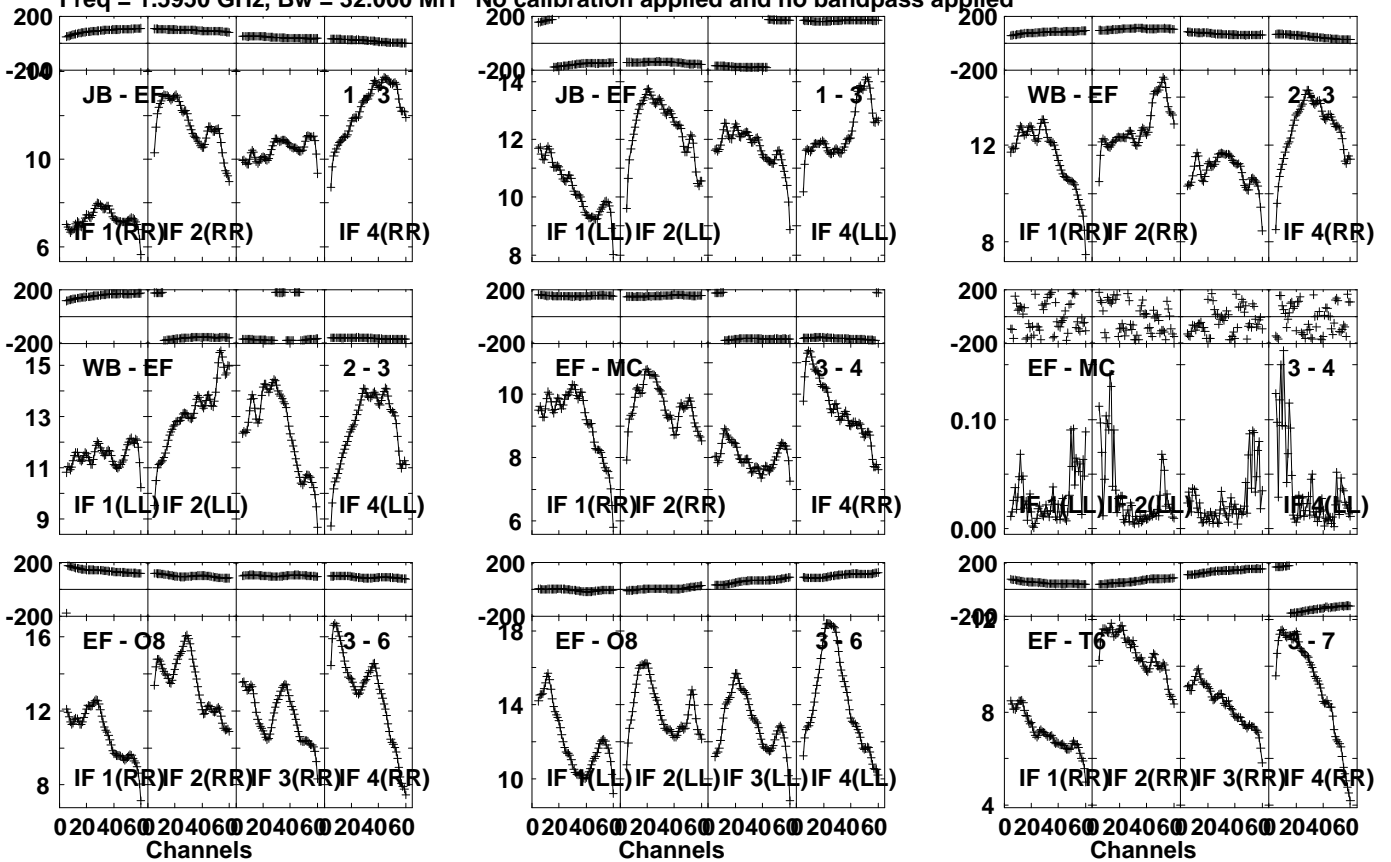


Plot file version 1 created 02-MAY-2023 03:18:58

0133+476 EV024C 1.UVDATA.1

Freq = 1.5950 GHz, Bw = 32.000 MH No calibration applied and no bandpass applied



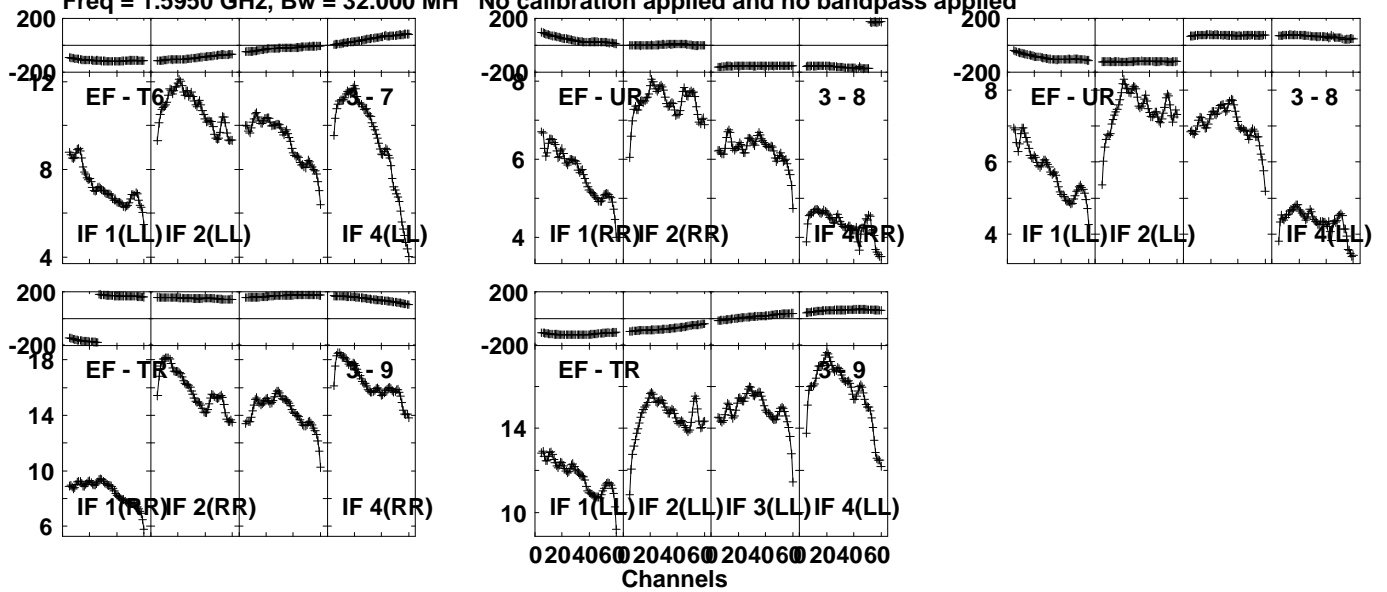
Lower frame: Milli Ampl Jy Top frame: Phas deg
Vector averaged cross-power spectrum Several baselines displayed
Timerange: 00/03:00:01 to 00/03:04:59

Plot file version 2 created 02-MAY-2023 03:18:58

0133+476 EV024C 1.UVDATA.1

Freq = 1.5950 GHz, Bw = 32.000 MH

No calibration applied and no bandpass applied

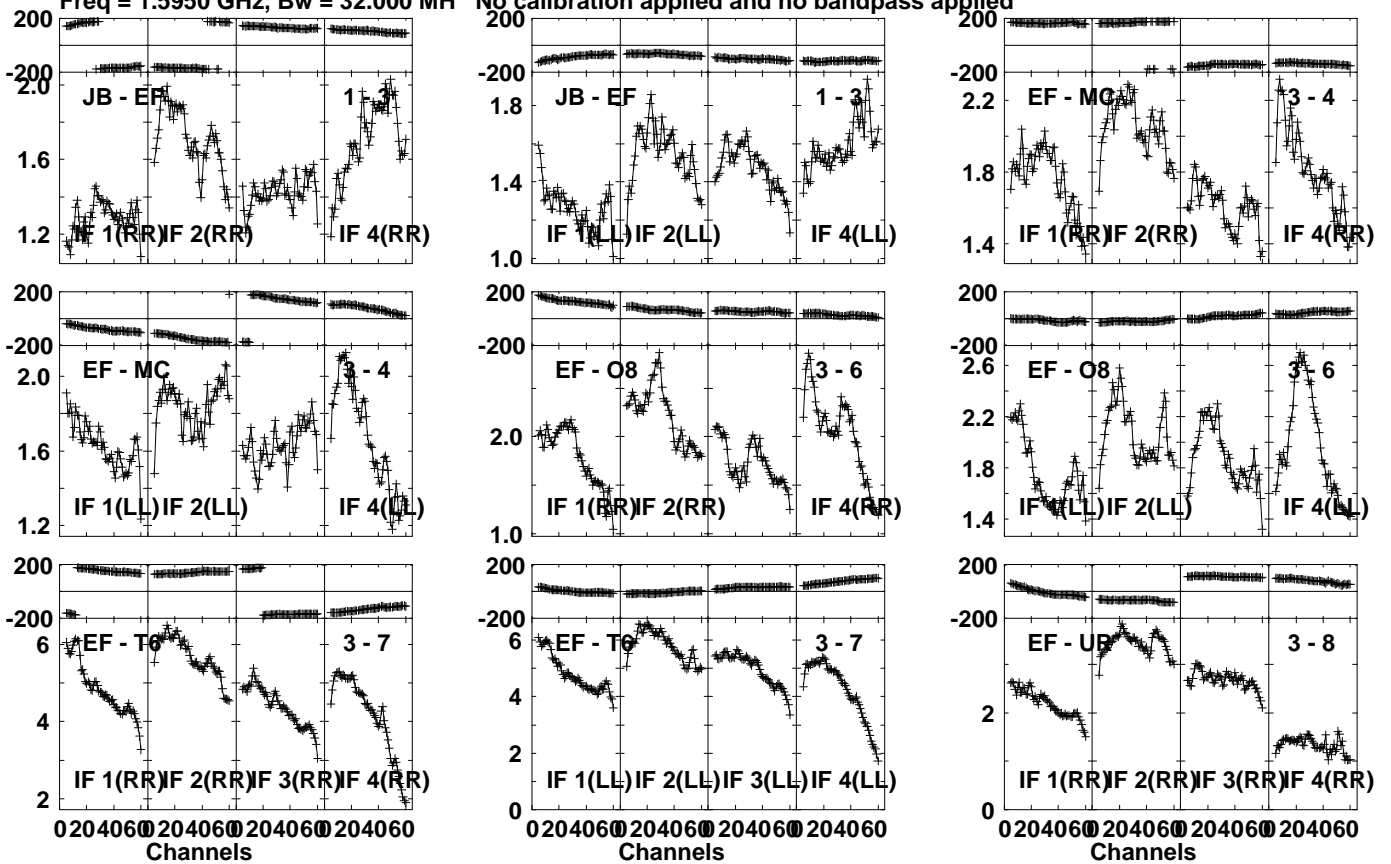


Lower frame: Milli Ampl Jy Top frame: Phas deg
Vector averaged cross-power spectrum Several baselines displayed
Timerange: 00/03:00:01 to 00/03:04:59

Plot file version 3 created 02-MAY-2023 03:18:58

3C66A EV024C 1.UVDATA.1

Freq = 1.5950 GHz, Bw = 32.000 MH No calibration applied and no bandpass applied

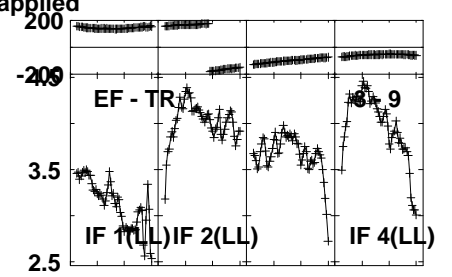
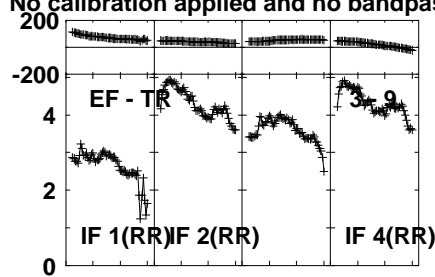
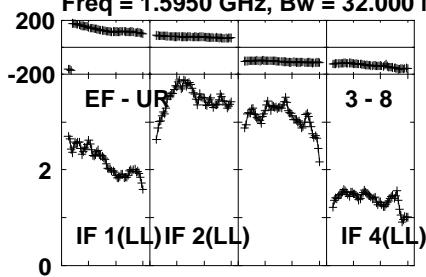


Lower frame: Milli Ampl Jy Top frame: Phas deg
Vector averaged cross-power spectrum Several baselines displayed
Timerange: 00/03:07:01 to 00/03:19:59

Plot file version 4 created 02-MAY-2023 03:18:58

3C66A EV024C 1.UVDATA.1

Freq = 1.5950 GHz, Bw = 32.000 MH No calibration applied and no bandpass applied

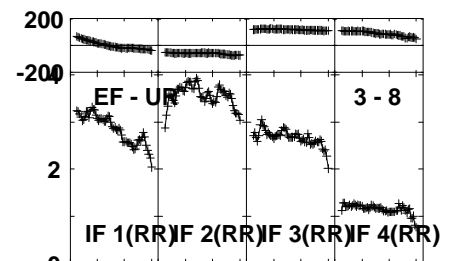
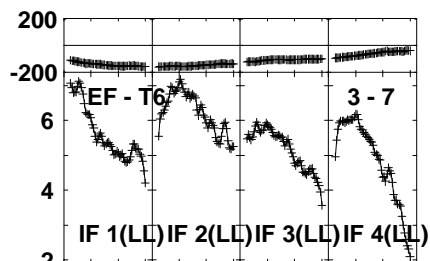
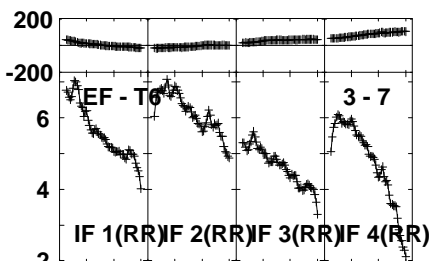
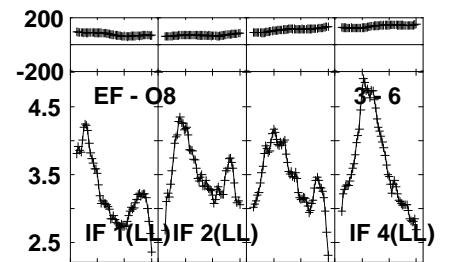
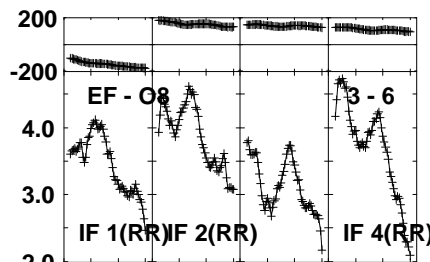
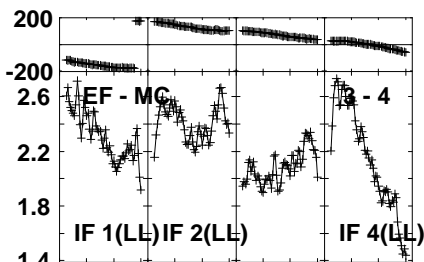
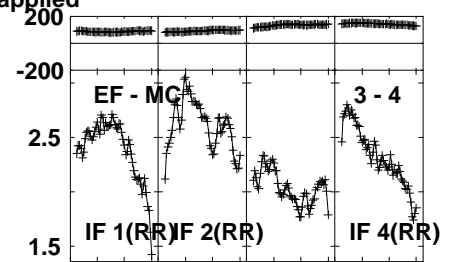
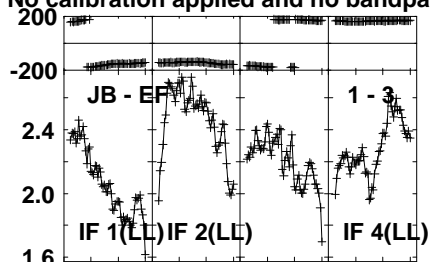
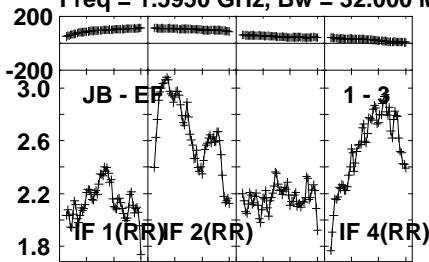


Lower frame: Milli Ampl Jy Top frame: Phas deg
Vector averaged cross-power spectrum Several baselines displayed
Timerange: 00/03:07:01 to 00/03:19:59

Plot file version 5 created 02-MAY-2023 03:18:58

3C66A EV024C 1.UVDATA.1

Freq = 1.5950 GHz, Bw = 32.000 MH No calibration applied and no bandpass applied

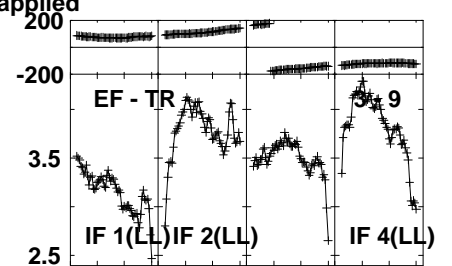
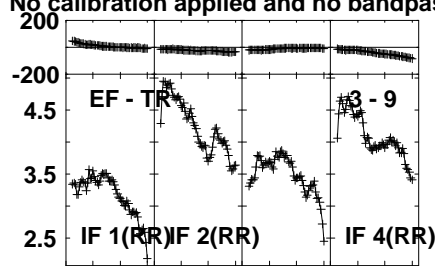
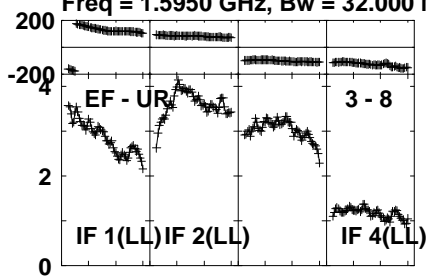


Lower frame: Milli Ampl Jy Top frame: Phas deg
Vector averaged cross-power spectrum Several baselines displayed
Timerange: 00/03:20:31 to 00/03:34:59

Plot file version 6 created 02-MAY-2023 03:18:59

3C66A EV024C 1.UVDATA.1

Freq = 1.5950 GHz, Bw = 32.000 MH No calibration applied and no bandpass applied

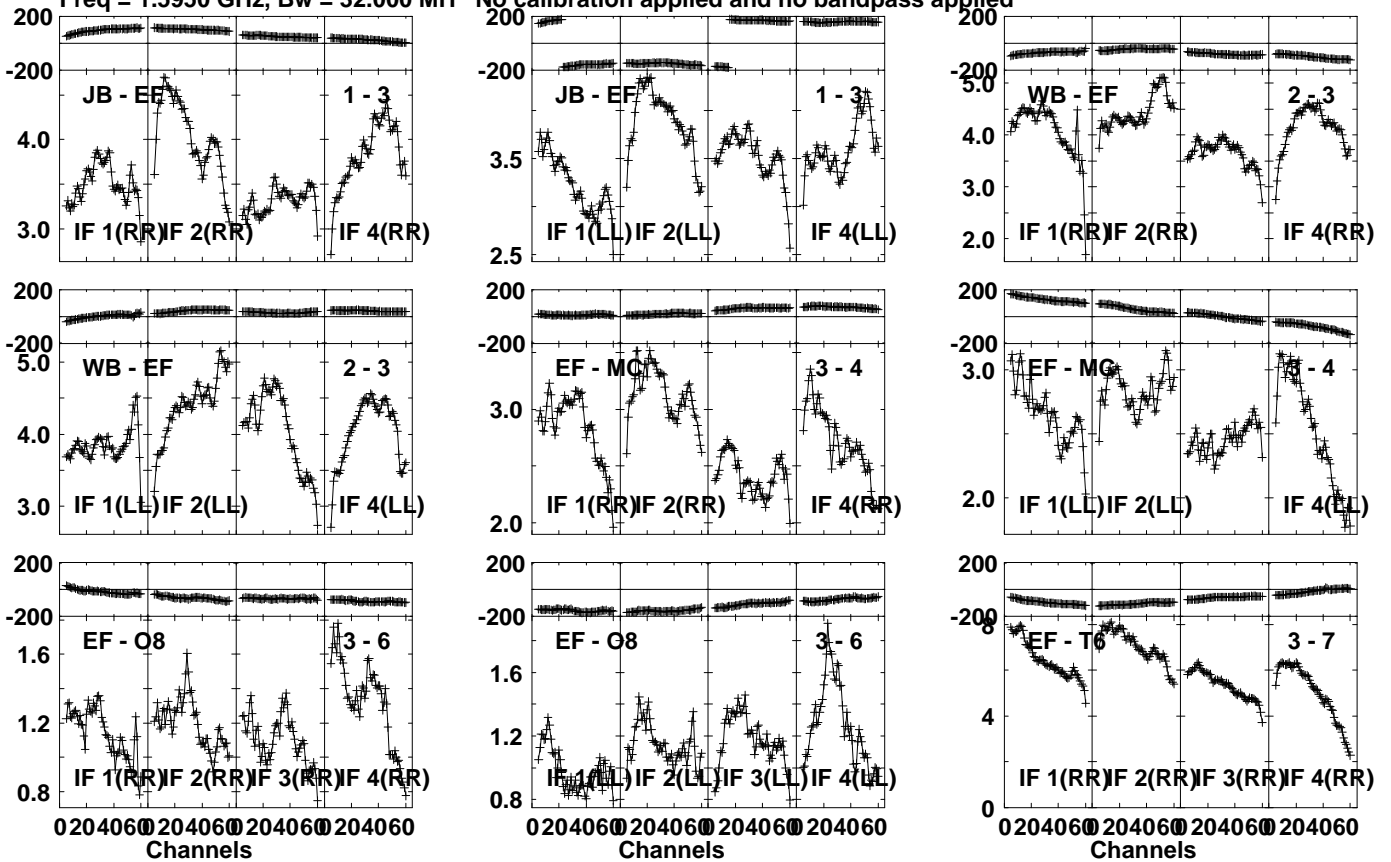


Lower frame: Milli Ampl Jy Top frame: Phas deg
Vector averaged cross-power spectrum Several baselines displayed
Timerange: 00/03:20:31 to 00/03:34:59

Plot file version 7 created 02-MAY-2023 03:18:59

3C66A EV024C 1.UVDATA.1

Freq = 1.5950 GHz, Bw = 32.000 MH No calibration applied and no bandpass applied

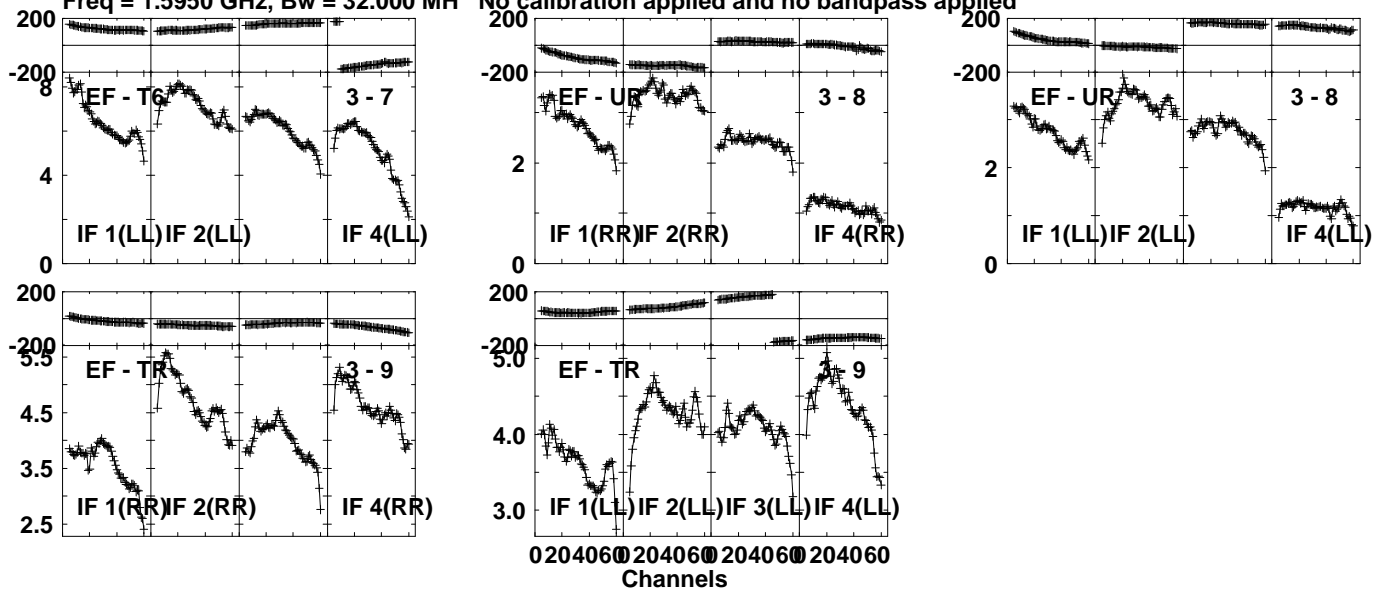


Lower frame: Milli Ampl Jy Top frame: Phas deg
Vector averaged cross-power spectrum Several baselines displayed
Timerange: 00/03:35:31 to 00/03:49:59

Plot file version 8 created 02-MAY-2023 03:18:59

3C66A EV024C 1.UVDATA.1

Freq = 1.5950 GHz, Bw = 32.000 MH No calibration applied and no bandpass applied



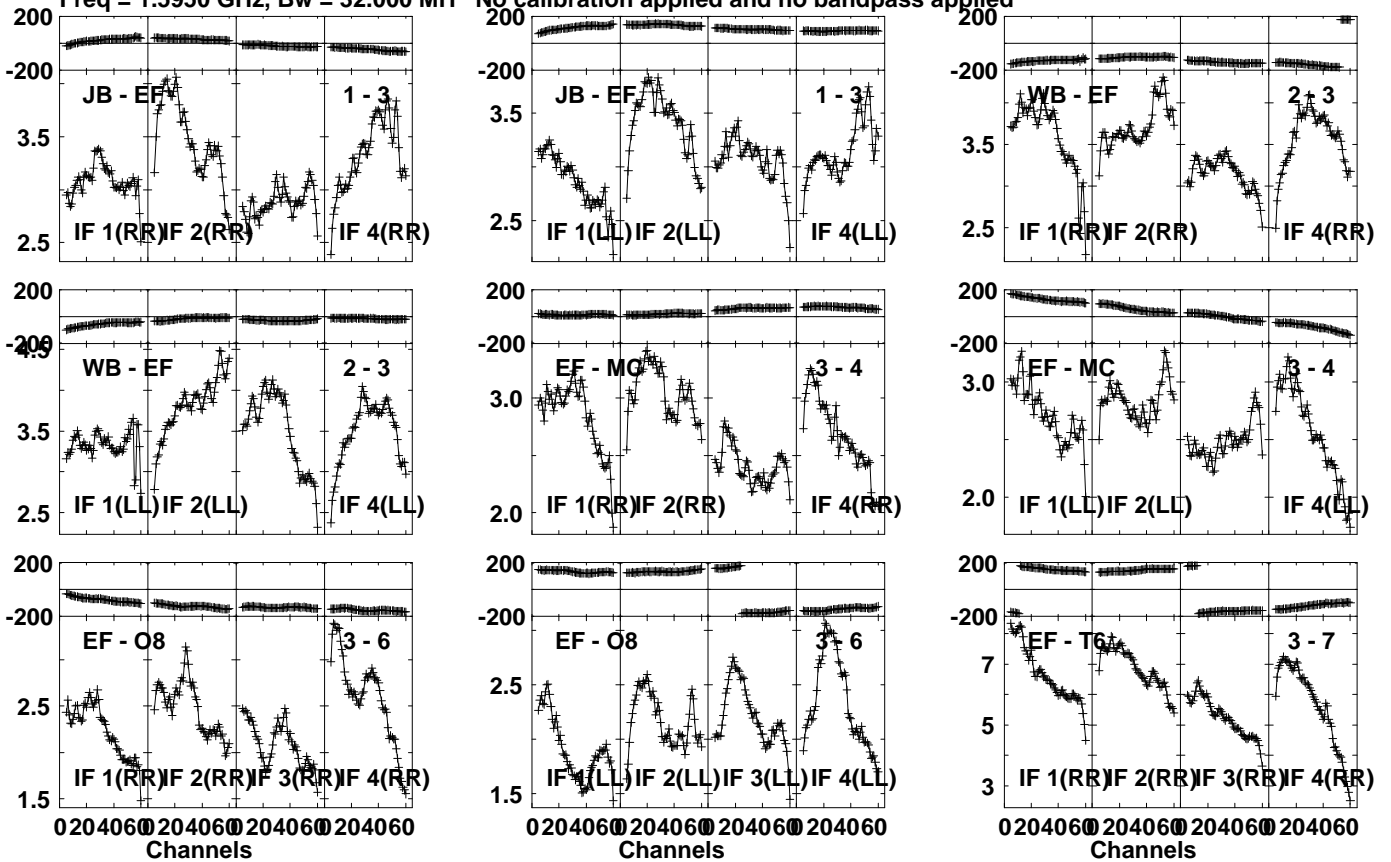
Lower frame: Milli Ampl Jy Top frame: Phas deg
Vector averaged cross-power spectrum Several baselines displayed
Timerange: 00/03:35:31 to 00/03:49:59

Plot file version 9 created 02-MAY-2023 03:18:59

3C66A EV024C 1.UVDATA.1

Freq = 1.5950 GHz, Bw = 32.000 MH

No calibration applied and no bandpass applied



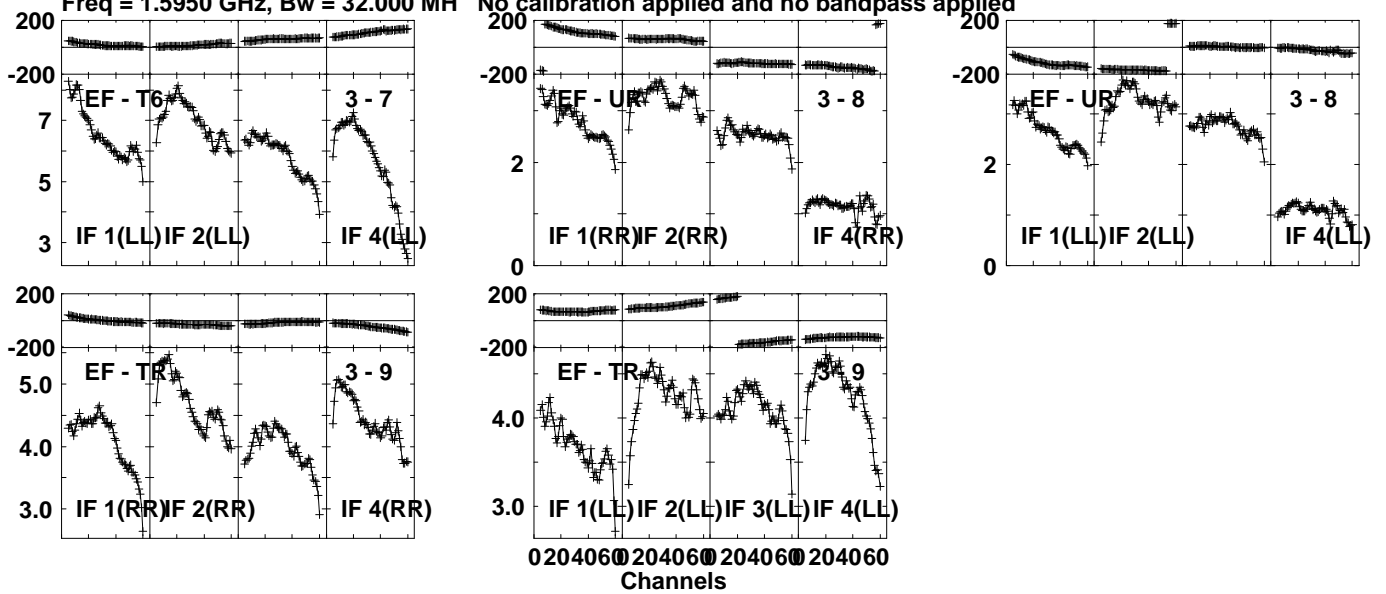
Lower frame: Milli Ampl Jy Top frame: Phas deg
Vector averaged cross-power spectrum Several baselines displayed
Timerange: 00/03:50:31 to 00/04:04:59

Plot file version 10 created 02-MAY-2023 03:19:00

3C66A EV024C 1.UVDATA.1

Freq = 1.5950 GHz, Bw = 32.000 MH

No calibration applied and no bandpass applied



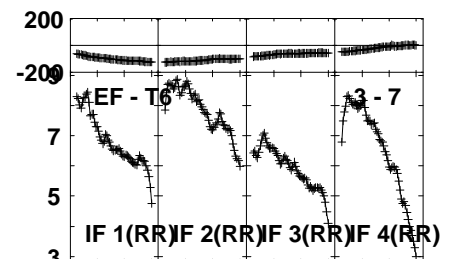
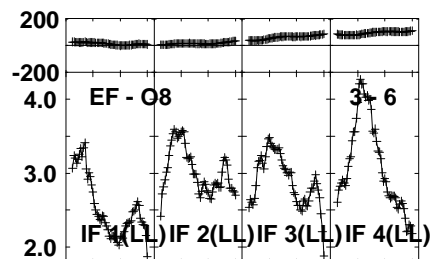
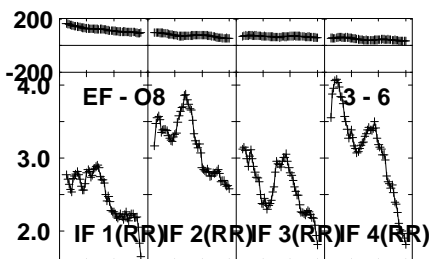
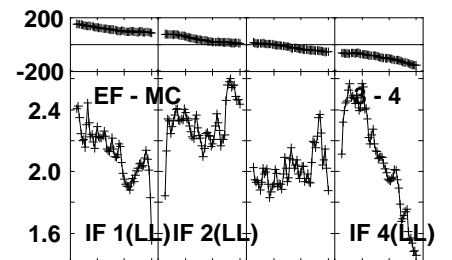
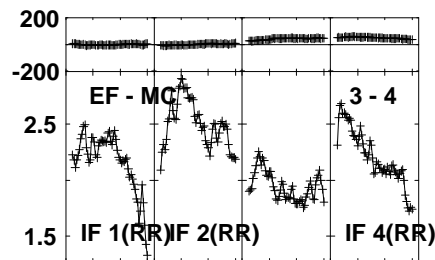
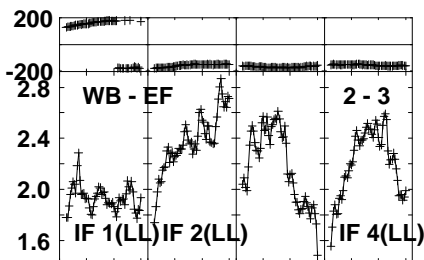
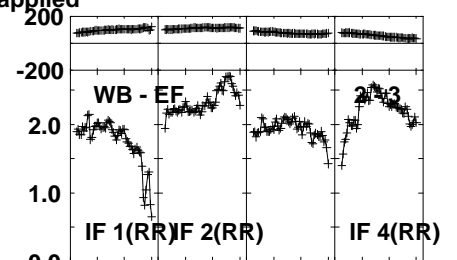
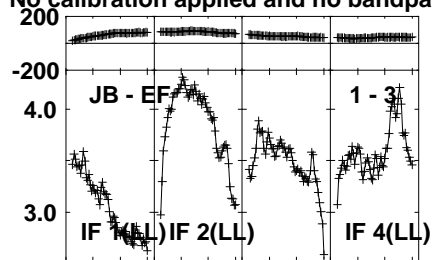
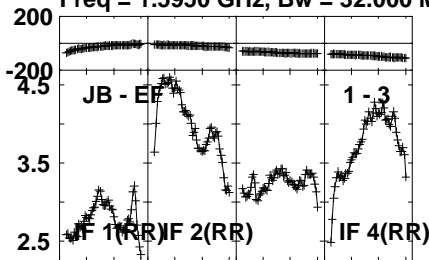
Lower frame: Milli Ampl Jy Top frame: Phas deg
Vector averaged cross-power spectrum Several baselines displayed
Timerange: 00/03:50:31 to 00/04:04:59

Plot file version 11 created 02-MAY-2023 03:19:00

3C66A EV024C 1.UVDATA.1

Freq = 1.5950 GHz, Bw = 32.000 MH

No calibration applied and no bandpass applied



0204060 204060 204060 204060
Channels

0204060 204060 204060 204060
Channels

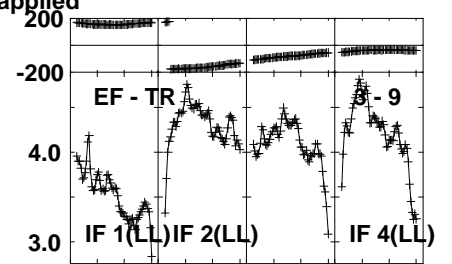
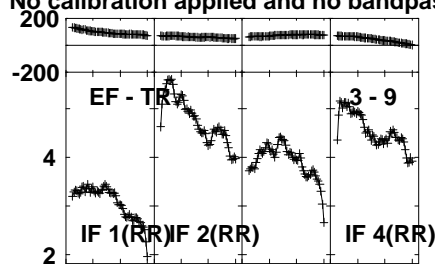
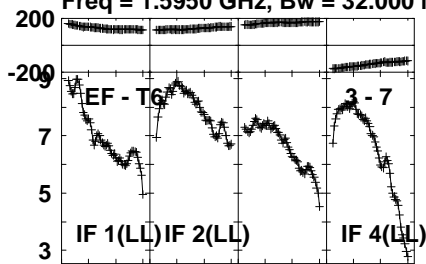
0204060 204060 204060 204060
Channels

Lower frame: Milli Ampl Jy Top frame: Phas deg
Vector averaged cross-power spectrum Several baselines displayed
Timerange: 00/04:05:31 to 00/04:19:59

Plot file version 12 created 02-MAY-2023 03:19:00

3C66A EV024C 1.UVDATA.1

Freq = 1.5950 GHz, Bw = 32.000 MH No calibration applied and no bandpass applied



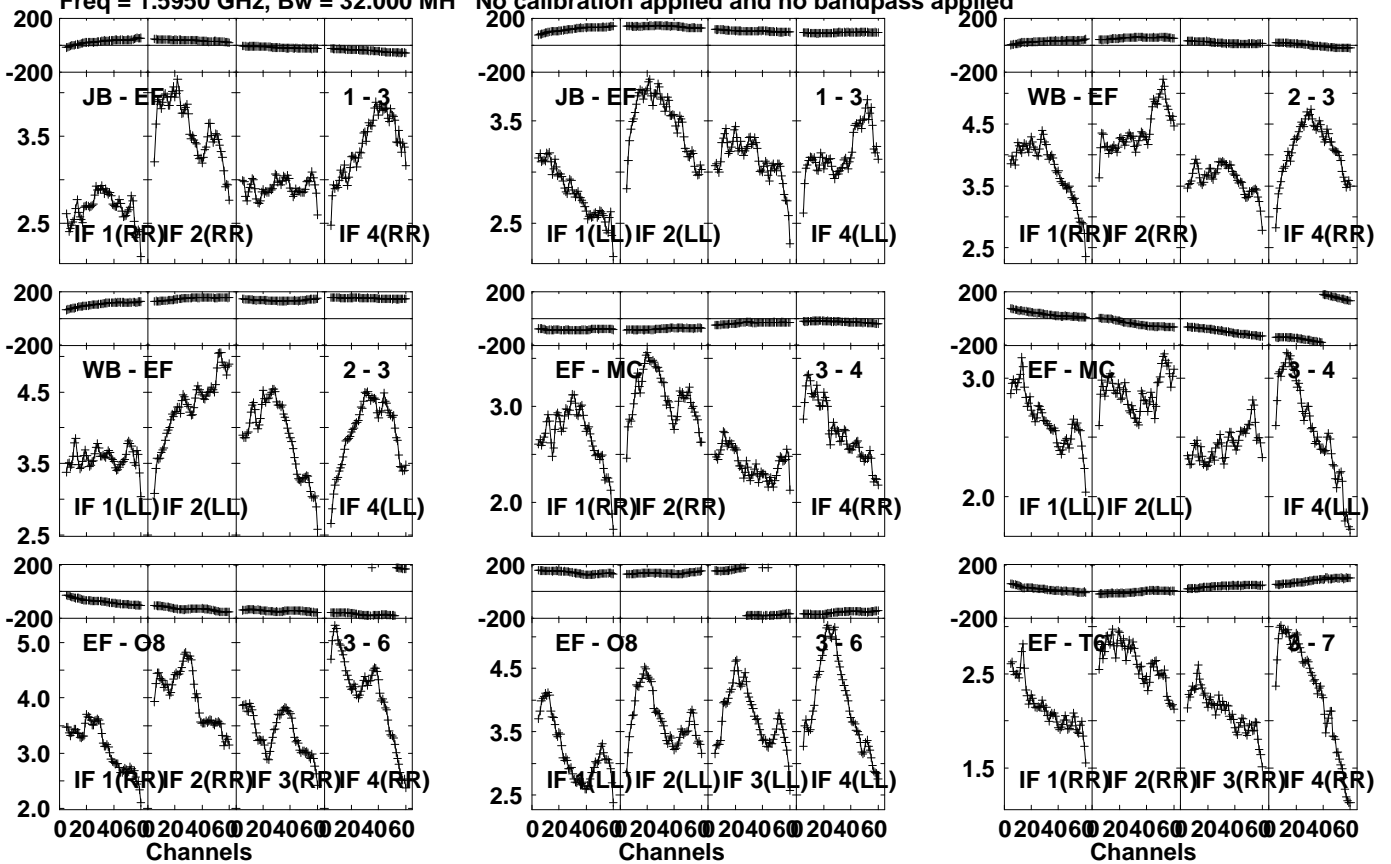
Lower frame: Milli Ampl Jy Top frame: Phas deg
Vector averaged cross-power spectrum Several baselines displayed
Timerange: 00/04:05:31 to 00/04:19:59

Plot file version 13 created 02-MAY-2023 03:19:00

3C66A EV024C 1.UVDATA.1

Freq = 1.5950 GHz, Bw = 32.000 MH

No calibration applied and no bandpass applied



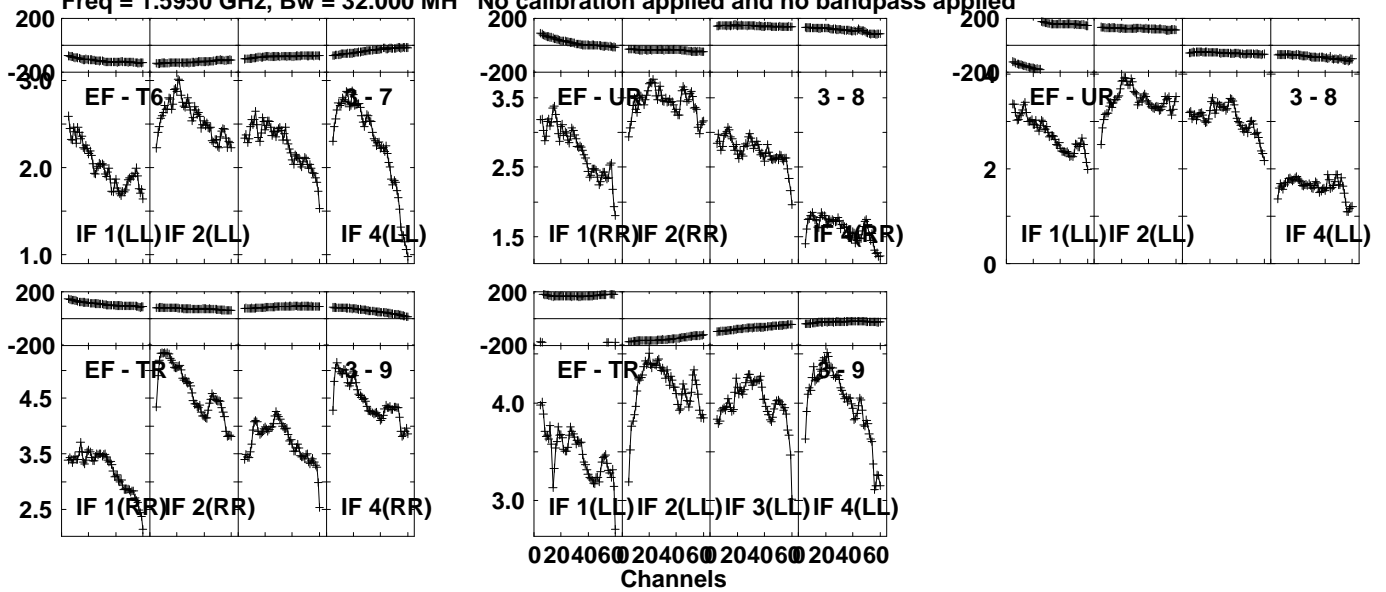
Lower frame: Milli Ampl Jy Top frame: Phas deg
Vector averaged cross-power spectrum Several baselines displayed
Timerange: 00/04:20:31 to 00/04:34:59

Plot file version 14 created 02-MAY-2023 03:19:00

3C66A EV024C 1.UVDATA.1

Freq = 1.5950 GHz, Bw = 32.000 MH

No calibration applied and no bandpass applied

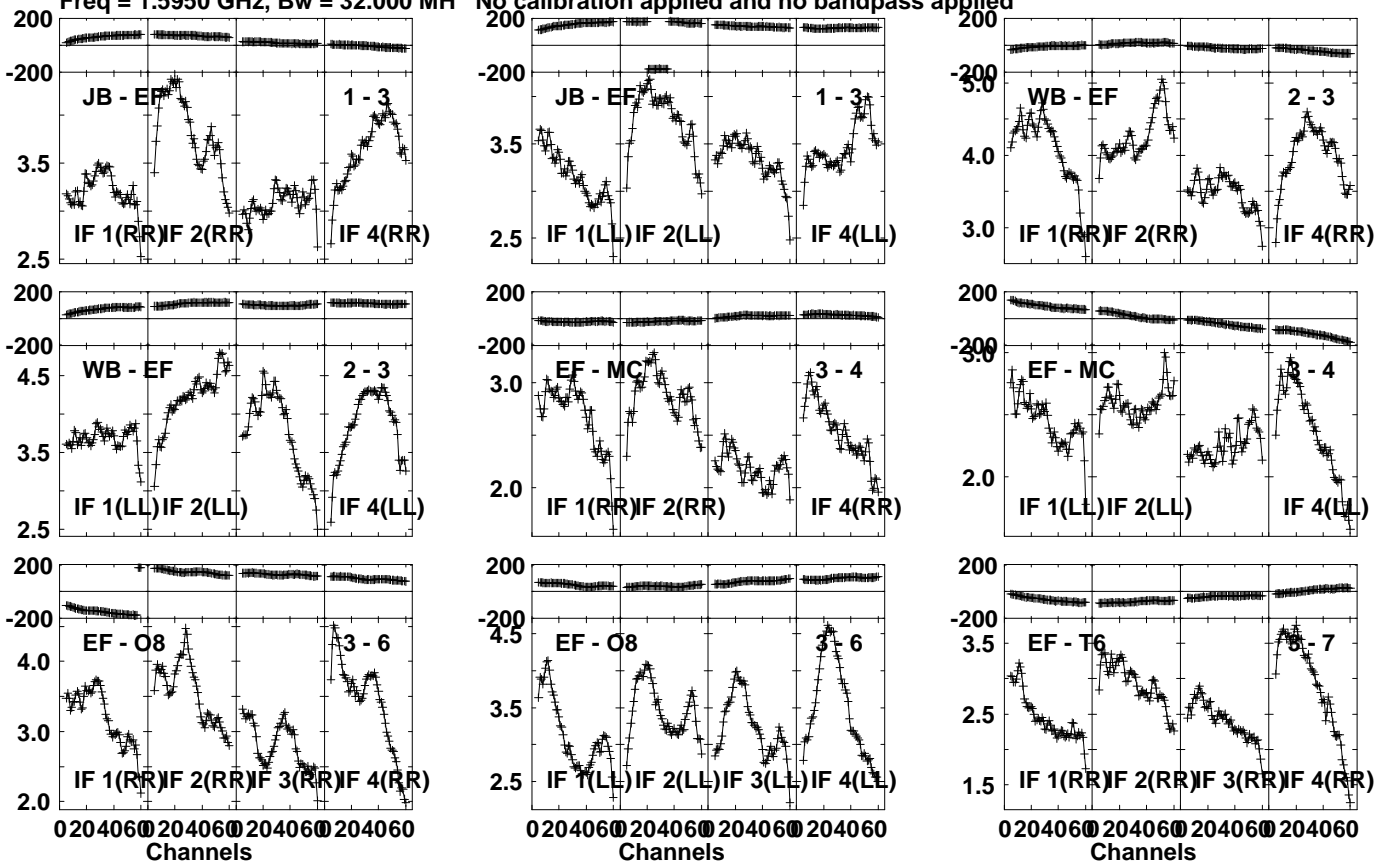


Lower frame: Milli Ampl Jy Top frame: Phas deg
Vector averaged cross-power spectrum Several baselines displayed
Timerange: 00/04:20:31 to 00/04:34:59

Plot file version 15 created 02-MAY-2023 03:19:01

3C66A EV024C 1.UVDATA.1

Freq = 1.5950 GHz, Bw = 32.000 MH No calibration applied and no bandpass applied

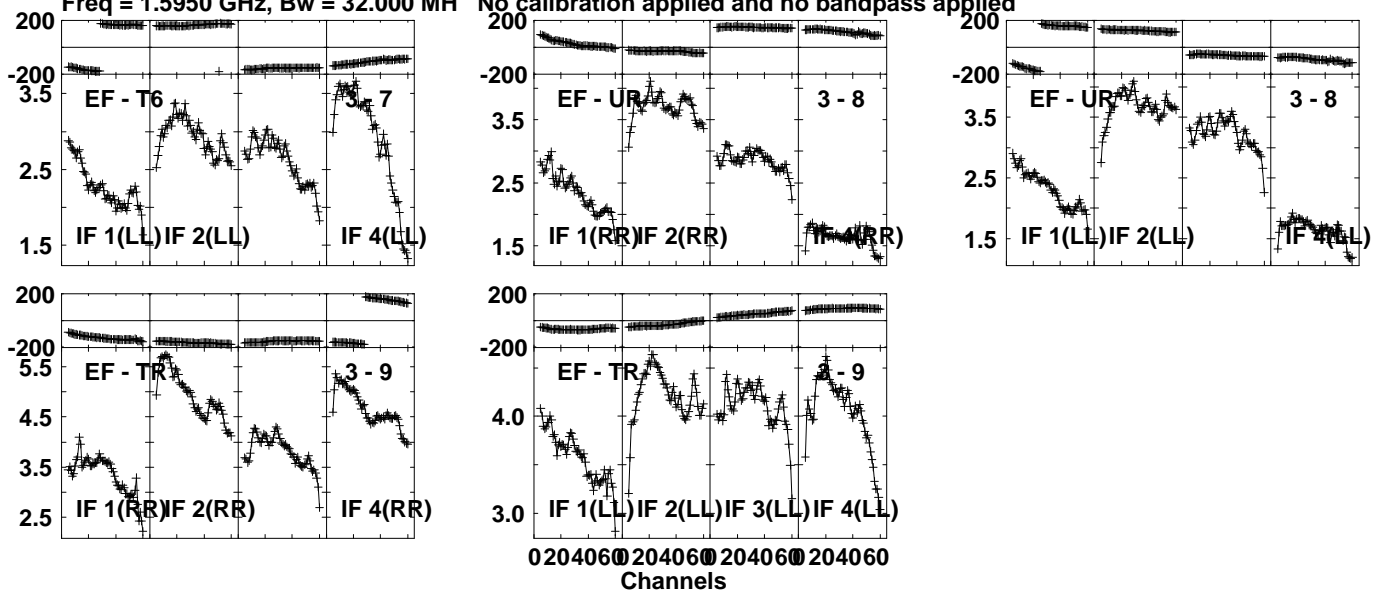


Lower frame: Milli Ampl Jy Top frame: Phas deg
Vector averaged cross-power spectrum Several baselines displayed
Timerange: 00/04:35:31 to 00/04:49:59

Plot file version 16 created 02-MAY-2023 03:19:01

3C66A EV024C 1.UVDATA.1

Freq = 1.5950 GHz, Bw = 32.000 MH No calibration applied and no bandpass applied



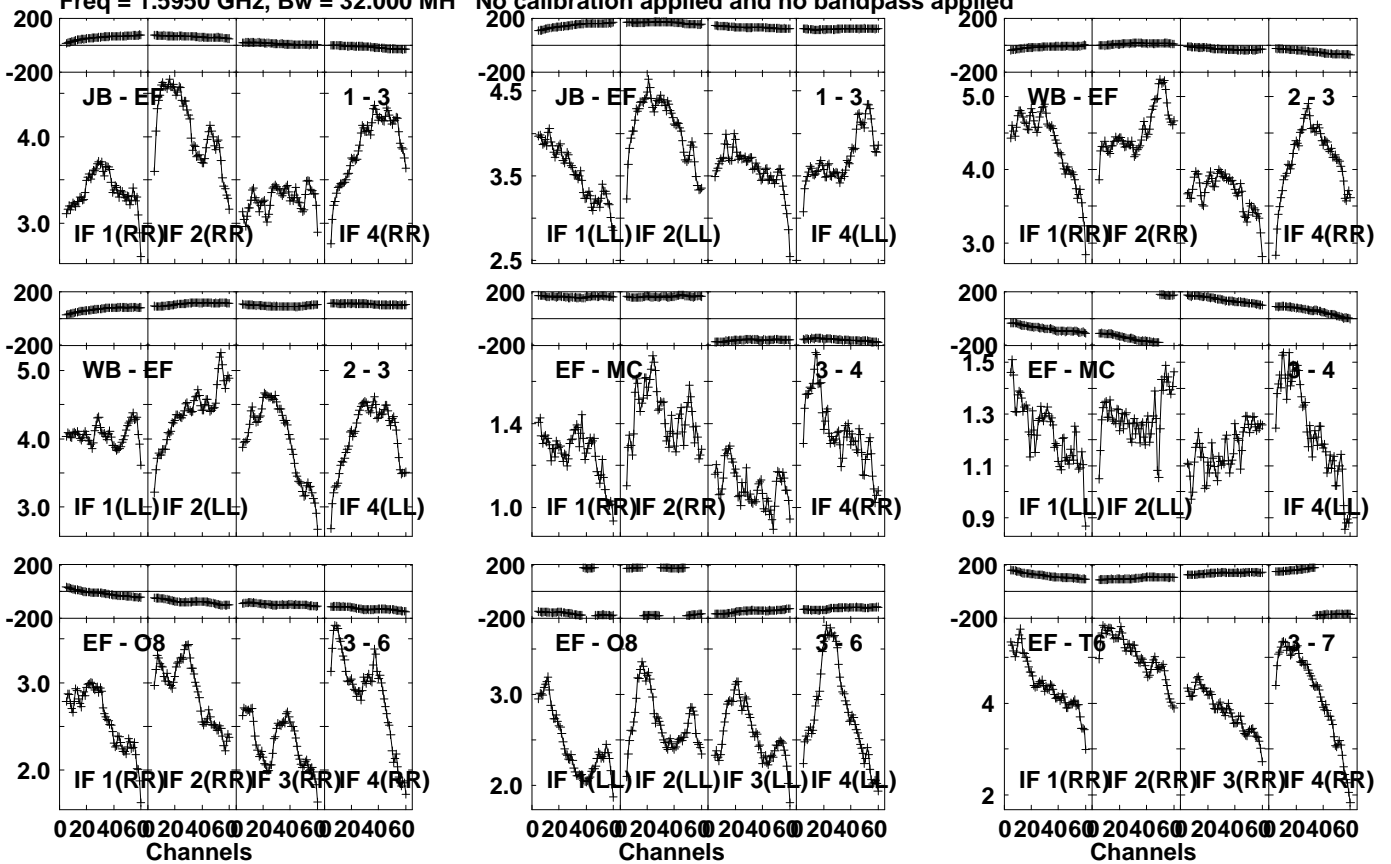
Lower frame: Milli Ampl Jy Top frame: Phas deg
Vector averaged cross-power spectrum Several baselines displayed
Timerange: 00/04:35:31 to 00/04:49:59

Plot file version 17 created 02-MAY-2023 03:19:01

3C66A EV024C 1.UVDATA.1

Freq = 1.5950 GHz, Bw = 32.000 MH

No calibration applied and no bandpass applied



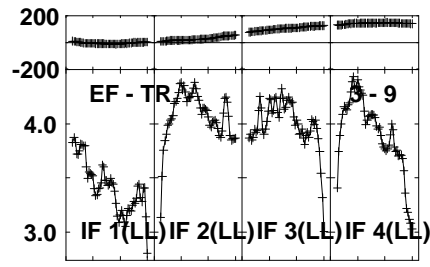
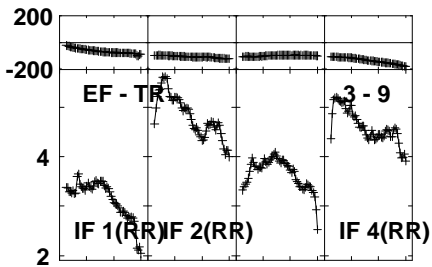
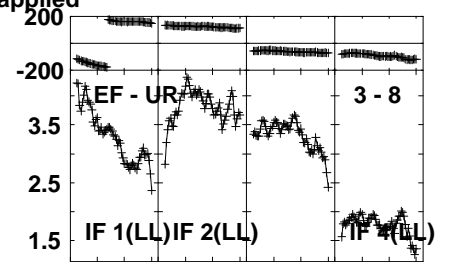
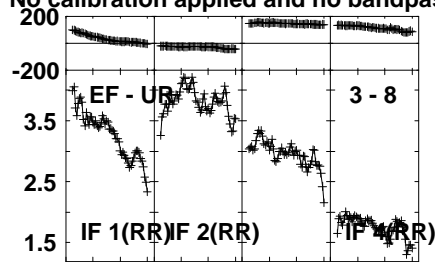
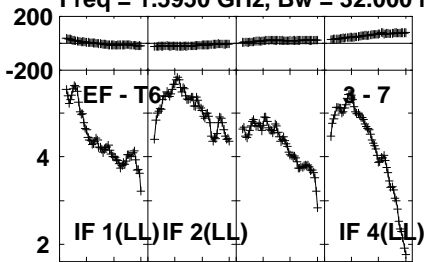
Lower frame: Milli Ampl Jy Top frame: Phas deg
Vector averaged cross-power spectrum Several baselines displayed
Timerange: 00/04:50:31 to 00/05:04:59

Plot file version 18 created 02-MAY-2023 03:19:01

3C66A EV024C 1.UVDATA.1

Freq = 1.5950 GHz, Bw = 32.000 MH

No calibration applied and no bandpass applied



0204060 204060 204060 204060
Channels

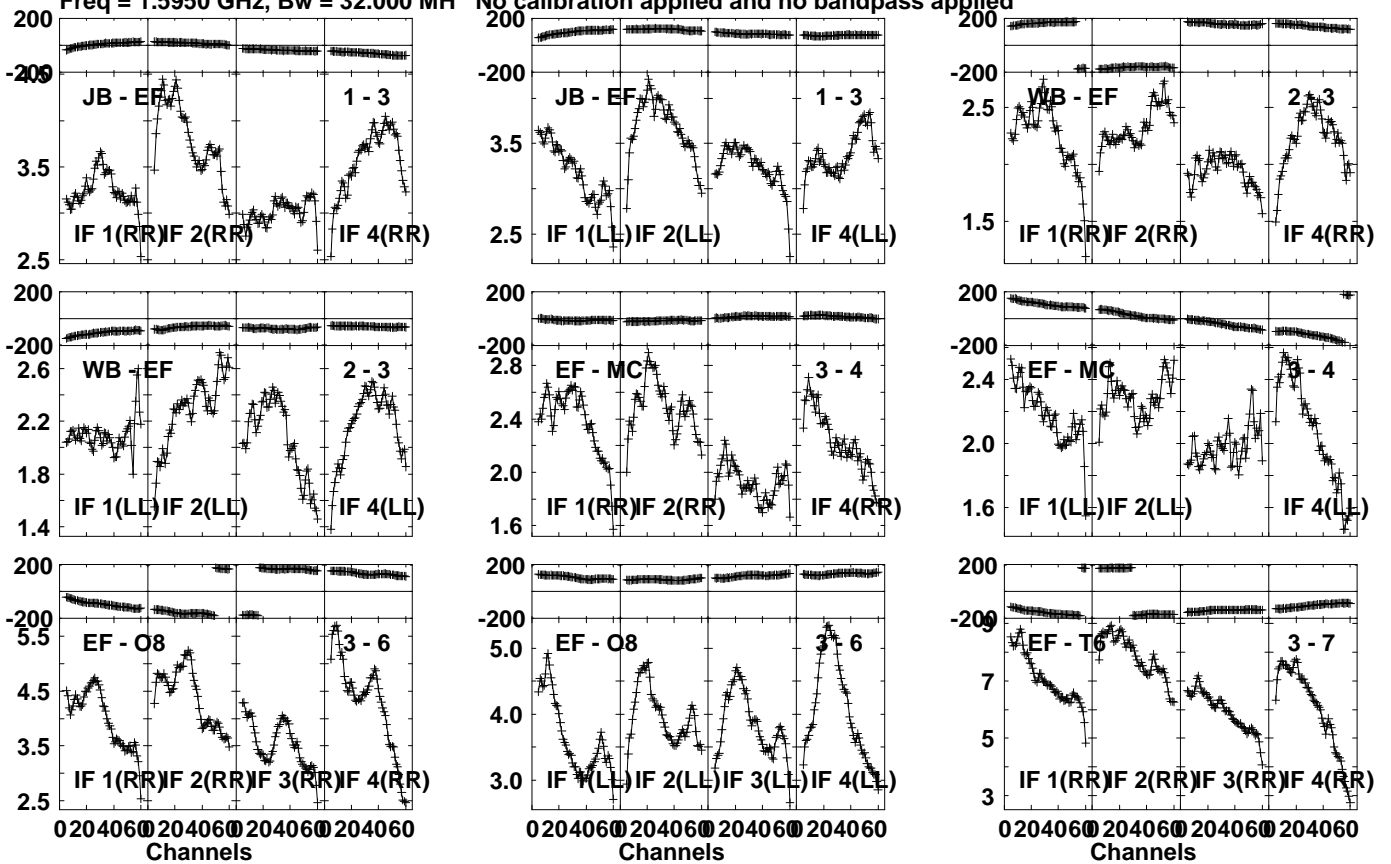
Lower frame: Milli Ampl Jy Top frame: Phas deg
Vector averaged cross-power spectrum Several baselines displayed
Timerange: 00/04:50:31 to 00/05:04:59

Plot file version 19 created 02-MAY-2023 03:19:02

3C66A EV024C 1.UVDATA.1

Freq = 1.5950 GHz, Bw = 32.000 MH

No calibration applied and no bandpass applied



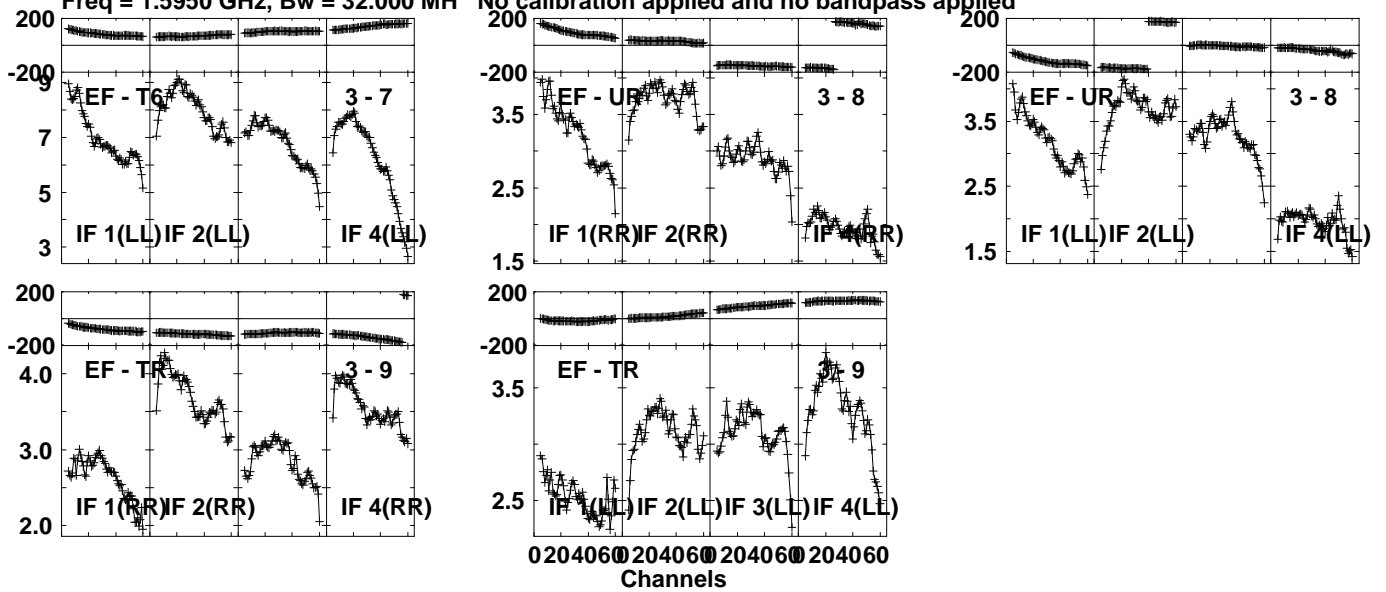
Lower frame: Milli Ampl Jy Top frame: Phas deg
Vector averaged cross-power spectrum Several baselines displayed
Timerange: 00/05:05:31 to 00/05:19:59

Plot file version 20 created 02-MAY-2023 03:19:02

3C66A EV024C 1.UVDATA.1

Freq = 1.5950 GHz, Bw = 32.000 MH

No calibration applied and no bandpass applied

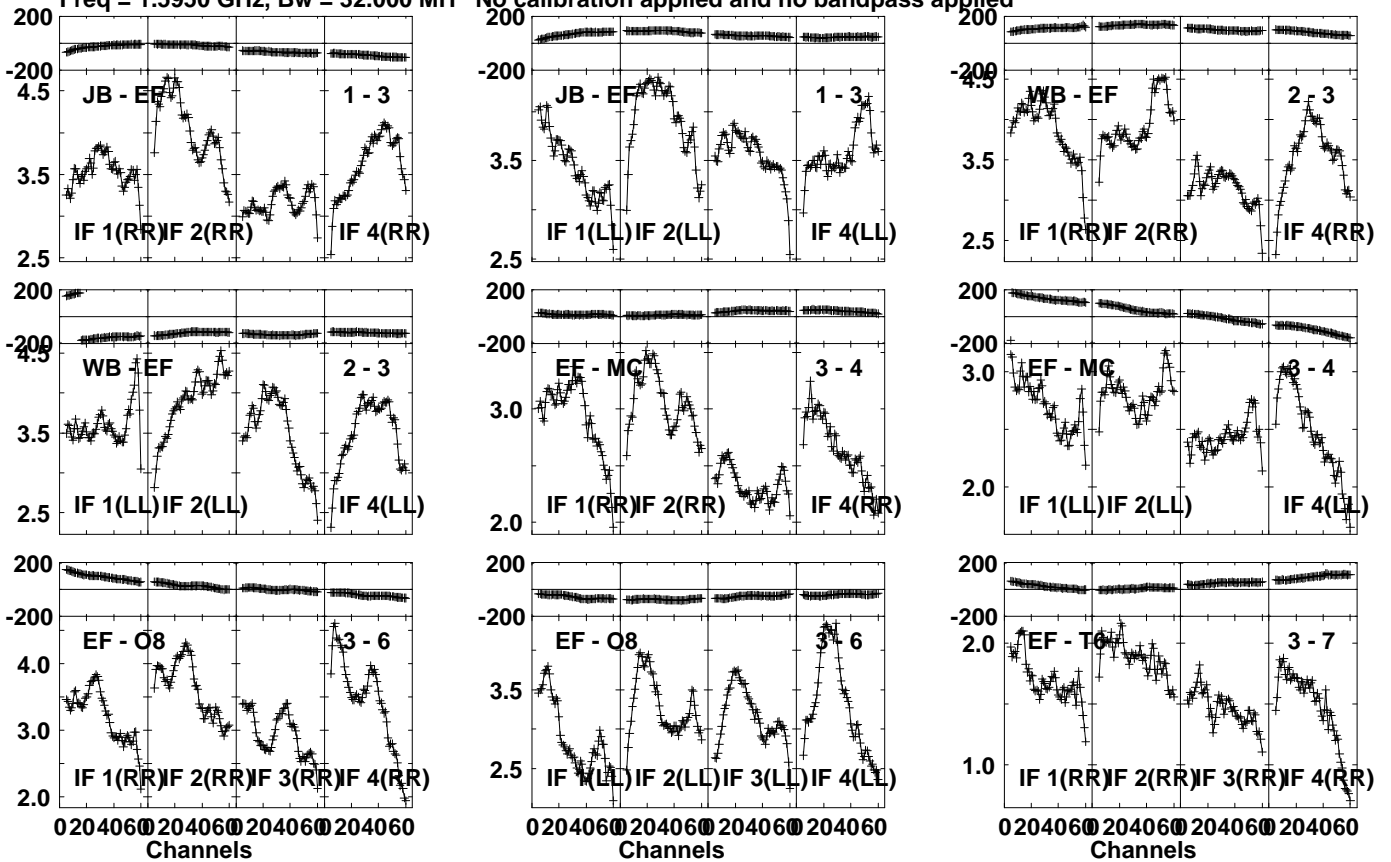


Lower frame: Milli Ampl Jy Top frame: Phas deg
Vector averaged cross-power spectrum Several baselines displayed
Timerange: 00/05:05:31 to 00/05:19:59

Plot file version 21 created 02-MAY-2023 03:19:02

3C66A EV024C 1.UVDATA.1

Freq = 1.5950 GHz, Bw = 32.000 MH No calibration applied and no bandpass applied



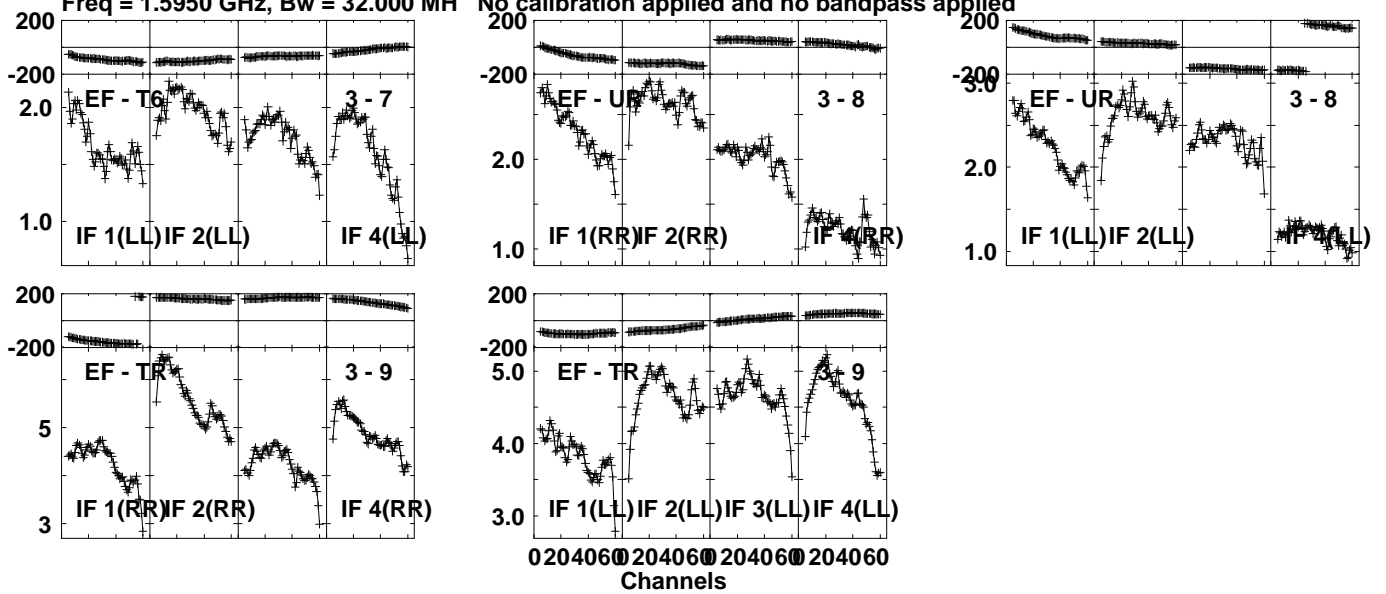
Lower frame: Milli Ampl Jy Top frame: Phas deg
 Vector averaged cross-power spectrum Several baselines displayed
 Timerange: 00/05:20:33 to 00/05:34:59

Plot file version 22 created 02-MAY-2023 03:19:02

3C66A EV024C 1.UVDATA.1

Freq = 1.5950 GHz, Bw = 32.000 MH

No calibration applied and no bandpass applied



Lower frame: Milli Ampl Jy Top frame: Phas deg

Vector averaged cross-power spectrum Several baselines displayed

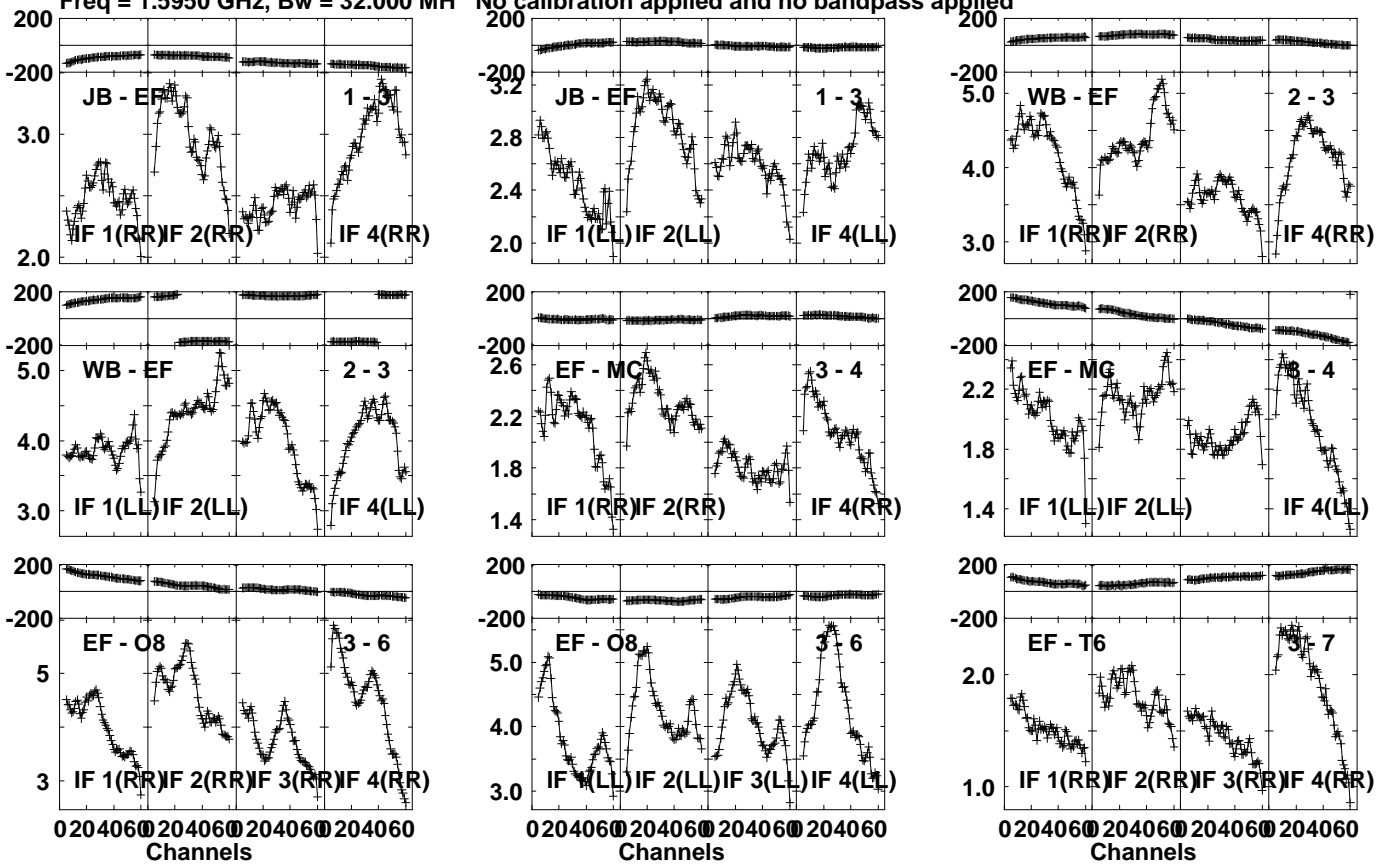
Timerange: 00/05:20:33 to 00/05:34:59

Plot file version 23 created 02-MAY-2023 03:19:03

3C66A EV024C 1.UVDATA.1

Freq = 1.5950 GHz, Bw = 32.000 MH

No calibration applied and no bandpass applied



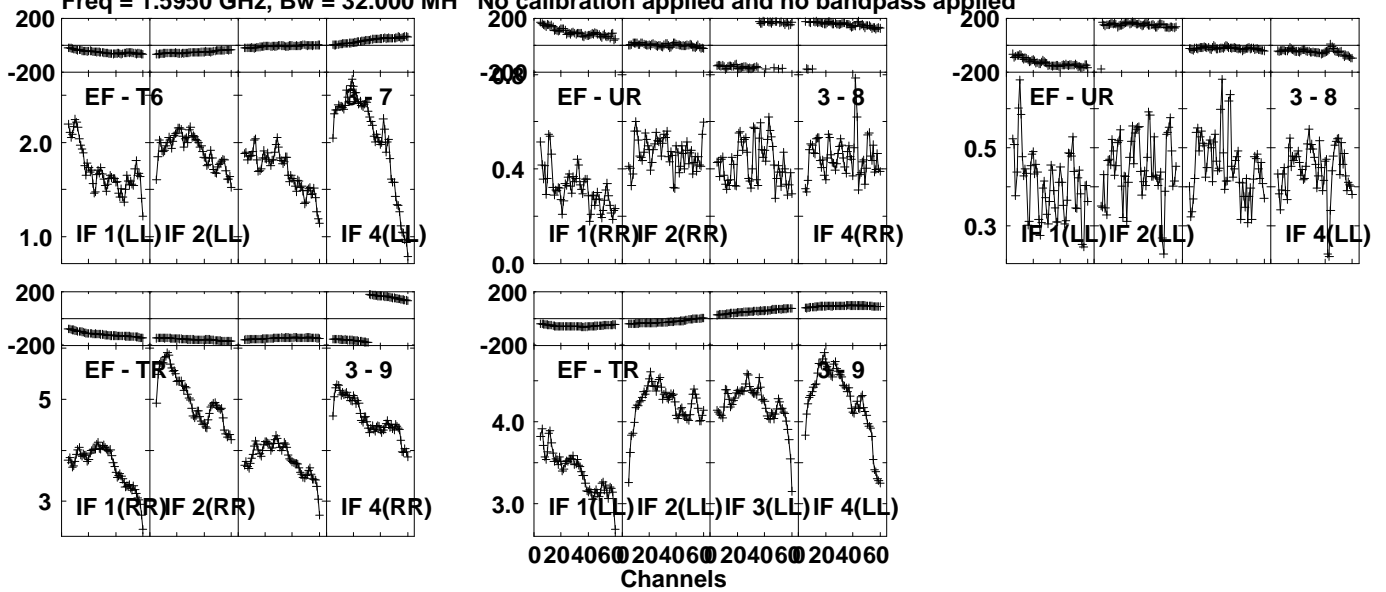
Lower frame: Milli Ampl Jy Top frame: Phas deg
Vector averaged cross-power spectrum Several baselines displayed
Timerange: 00/05:35:31 to 00/05:49:59

Plot file version 24 created 02-MAY-2023 03:19:03

3C66A EV024C 1.UVDATA.1

Freq = 1.5950 GHz, Bw = 32.000 MH

No calibration applied and no bandpass applied



Lower frame: Milli Ampl Jy Top frame: Phas deg

Vector averaged cross-power spectrum Several baselines displayed

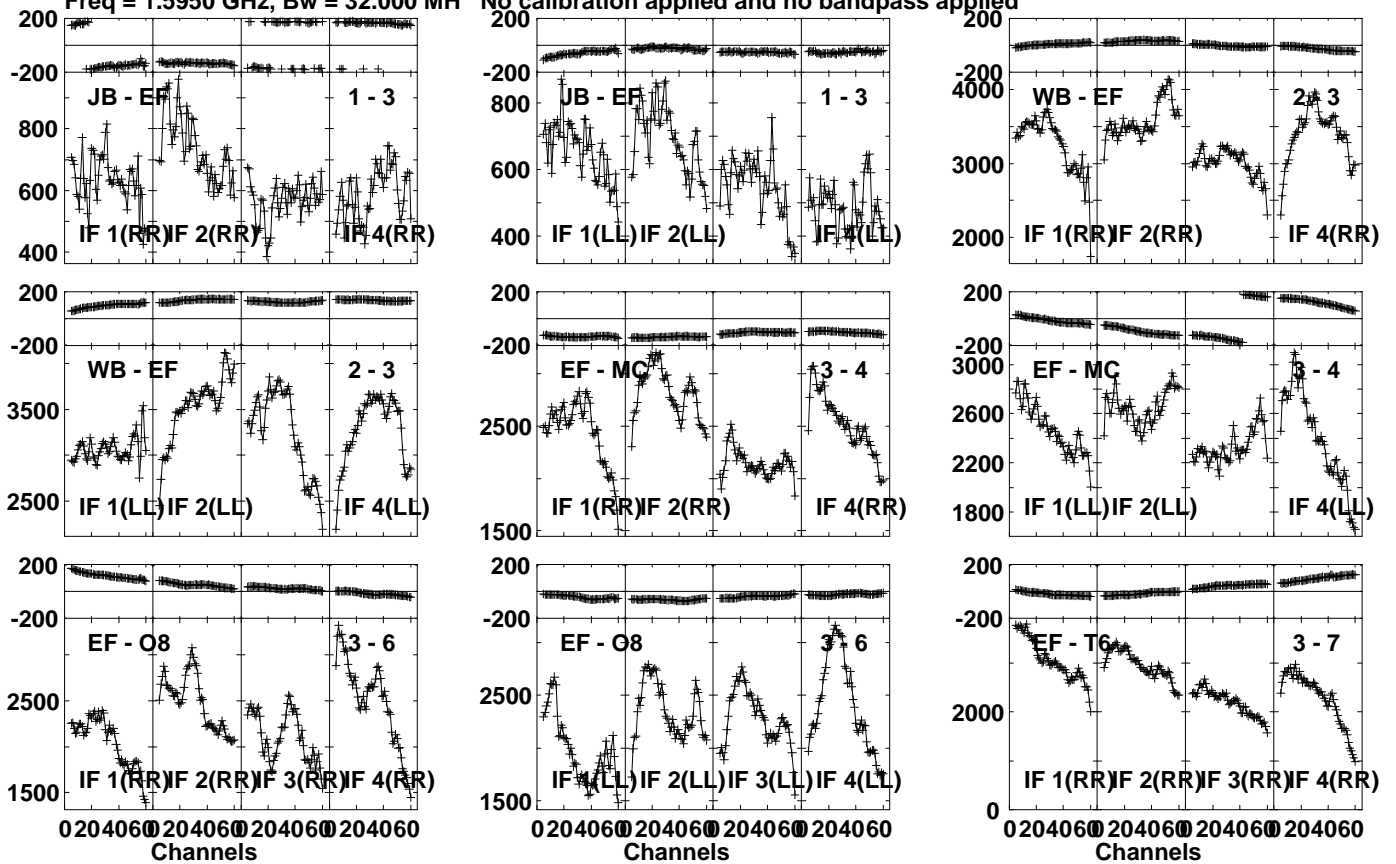
Timerange: 00/05:35:31 to 00/05:49:59

Plot file version 25 created 02-MAY-2023 03:19:03

3C66A EV024C 1.UVDATA.1

Freq = 1.5950 GHz, Bw = 32.000 MH

No calibration applied and no bandpass applied



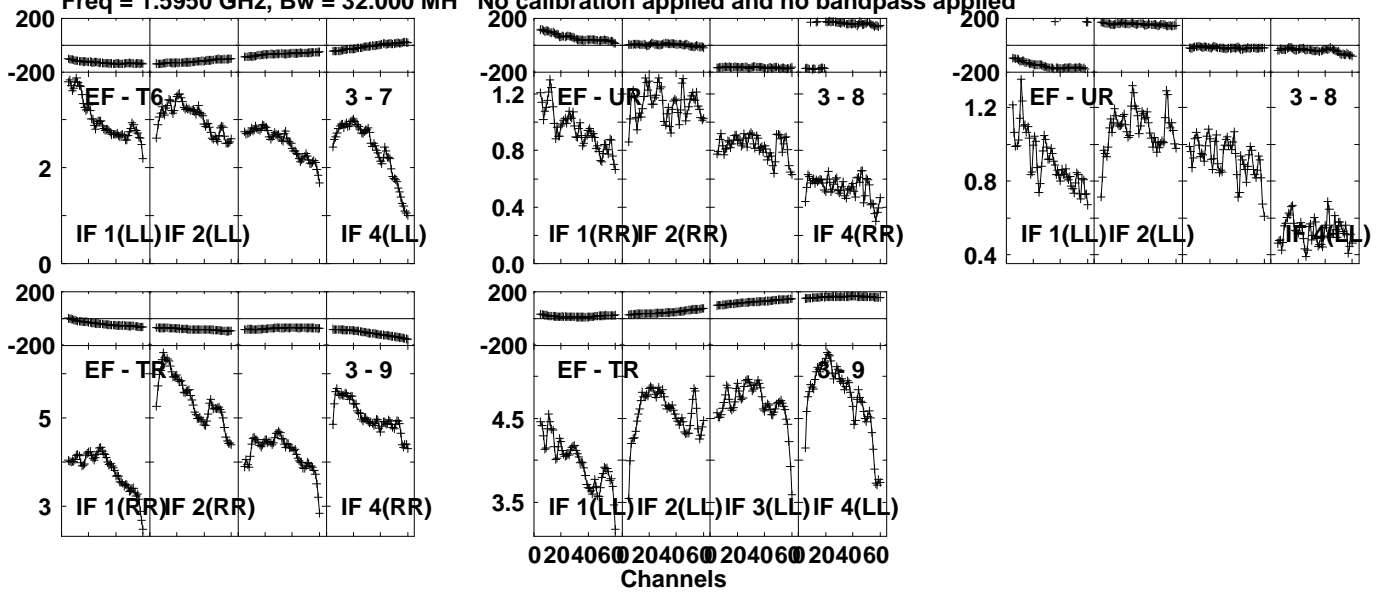
Lower frame: Micro Ampl Jy Top frame: Phas deg
Vector averaged cross-power spectrum Several baselines displayed
Timerange: 00/05:50:31 to 00/06:04:59

Plot file version 26 created 02-MAY-2023 03:19:03

3C66A EV024C 1.UVDATA.1

Freq = 1.5950 GHz, Bw = 32.000 MH

No calibration applied and no bandpass applied



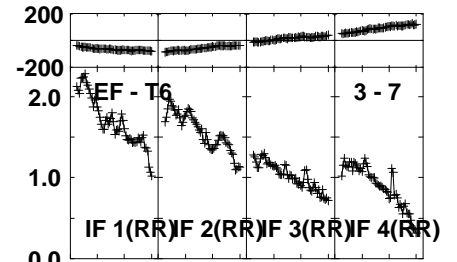
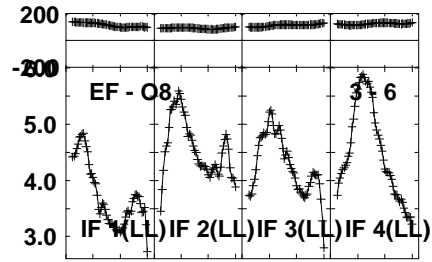
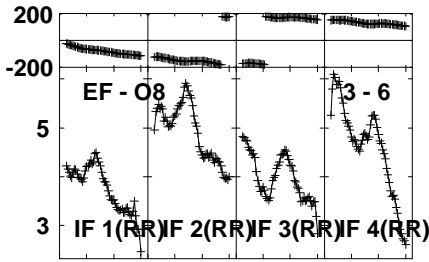
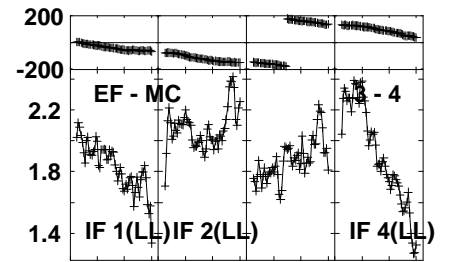
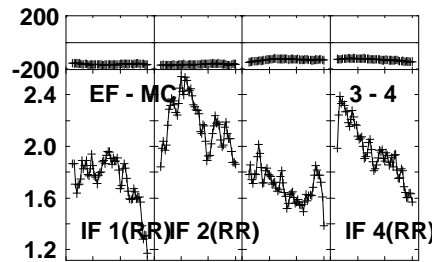
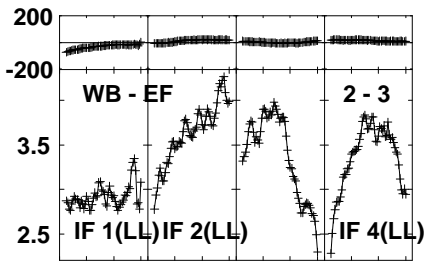
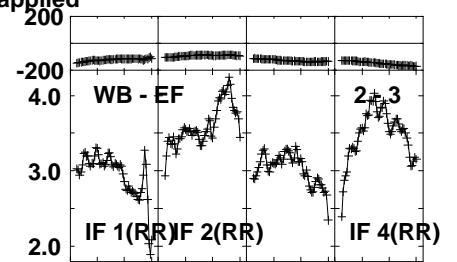
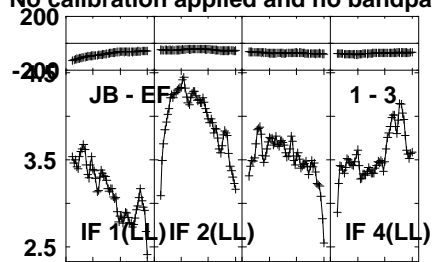
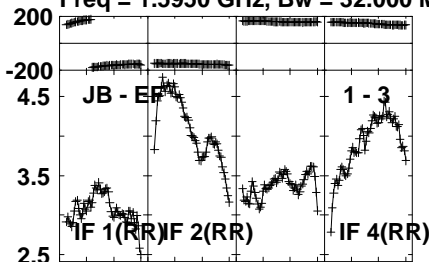
Lower frame: Milli Ampl Jy Top frame: Phas deg
Vector averaged cross-power spectrum Several baselines displayed
Timerange: 00/05:50:31 to 00/06:04:59

Plot file version 27 created 02-MAY-2023 03:19:04

3C66A EV024C 1.UVDATA.1

Freq = 1.5950 GHz, Bw = 32.000 MH

No calibration applied and no bandpass applied



0204060 204060 204060 204060

Lower frame: Milli Ampl Jy Top frame: Phas deg

Vector averaged cross-power spectrum Several baselines displayed

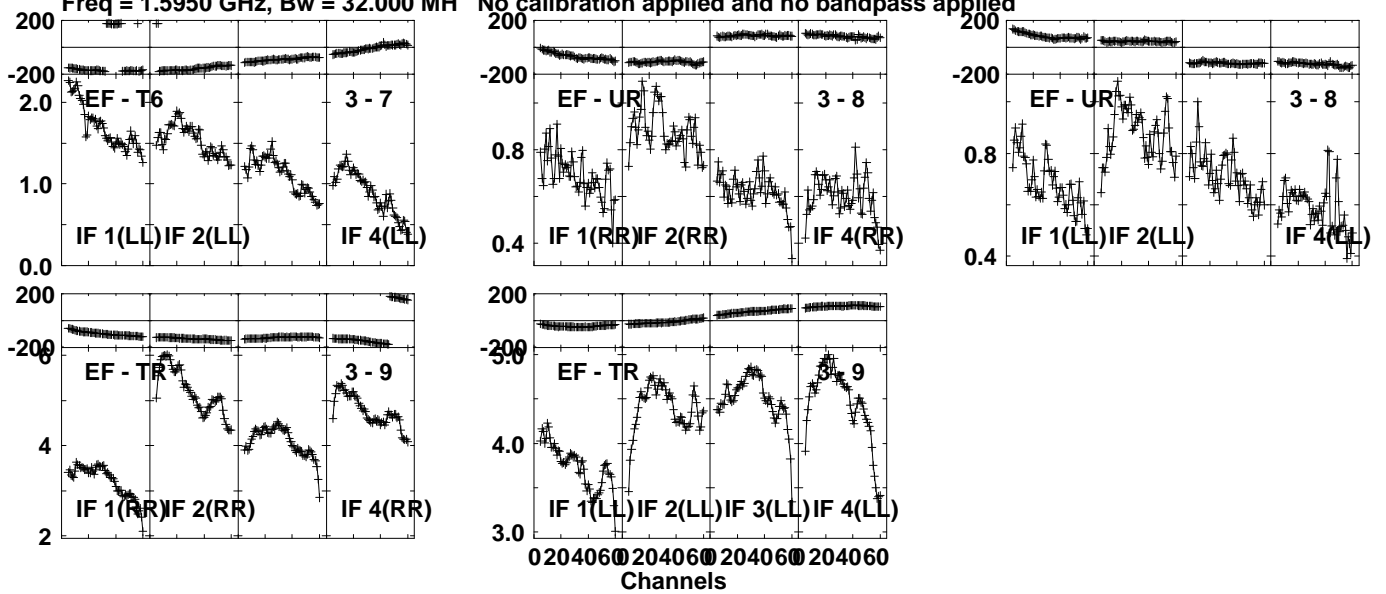
Timerange: 00/06:05:31 to 00/06:19:59

Plot file version 28 created 02-MAY-2023 03:19:04

3C66A EV024C 1.UVDATA.1

Freq = 1.5950 GHz, Bw = 32.000 MH

No calibration applied and no bandpass applied



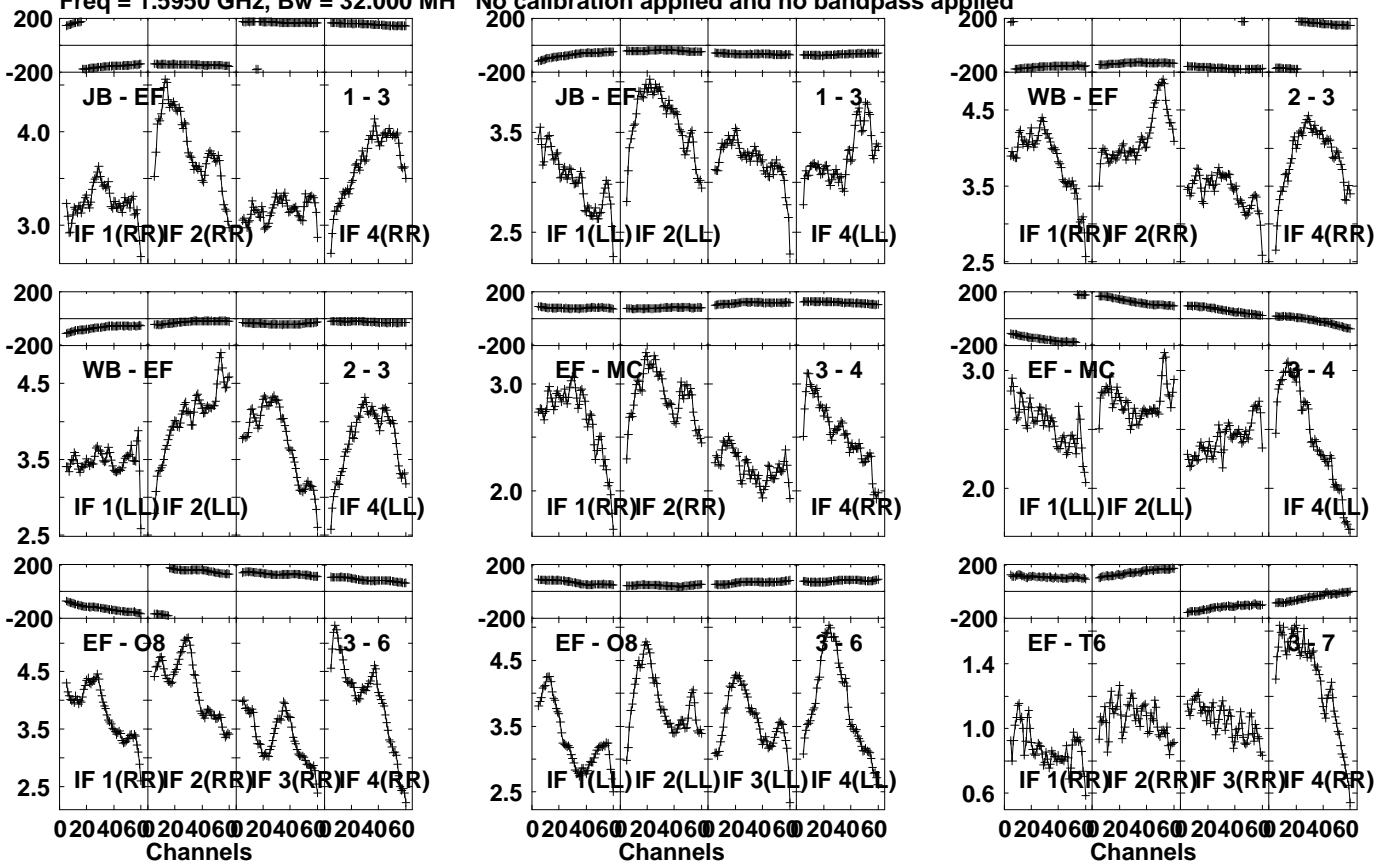
Lower frame: Milli Ampl Jy Top frame: Phas deg
Vector averaged cross-power spectrum Several baselines displayed
Timerange: 00/06:05:31 to 00/06:19:59

Plot file version 29 created 02-MAY-2023 03:19:04

3C66A EV024C 1.UVDATA.1

Freq = 1.5950 GHz, Bw = 32.000 MH

No calibration applied and no bandpass applied

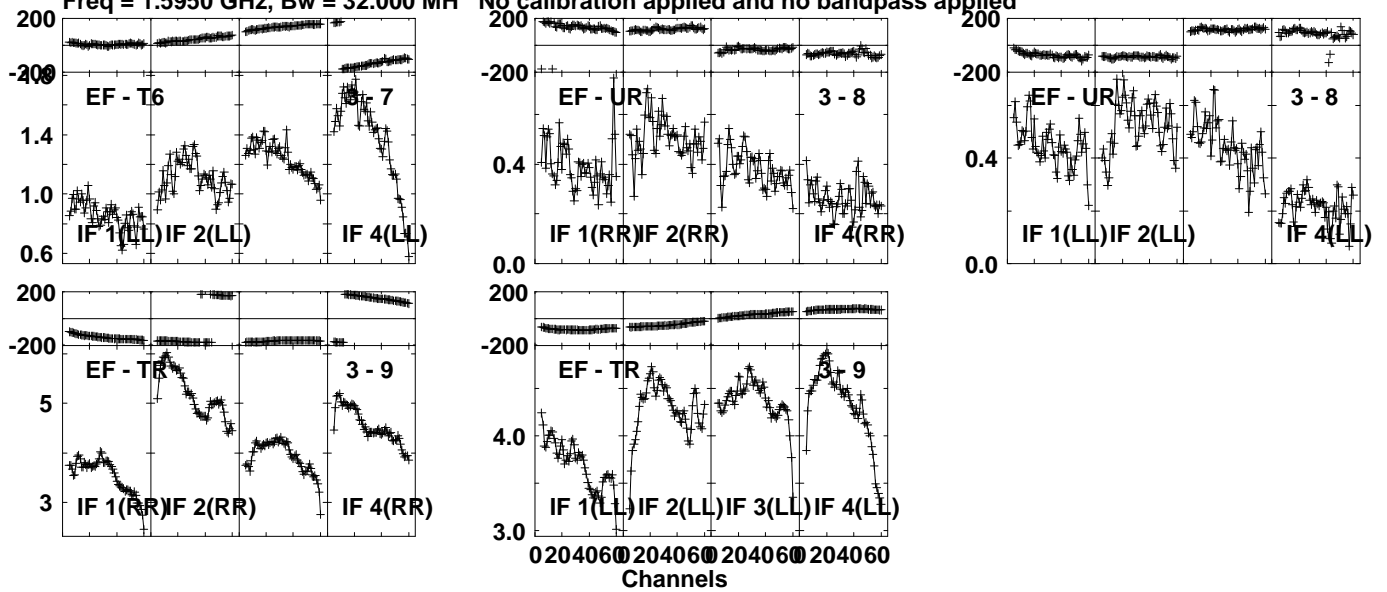


Lower frame: Milli Ampl Jy Top frame: Phas deg
Vector averaged cross-power spectrum Several baselines displayed
Timerange: 00/06:20:31 to 00/06:34:59

Plot file version 30 created 02-MAY-2023 03:19:04

3C66A EV024C 1.UVDATA.1

Freq = 1.5950 GHz, Bw = 32.000 MH No calibration applied and no bandpass applied



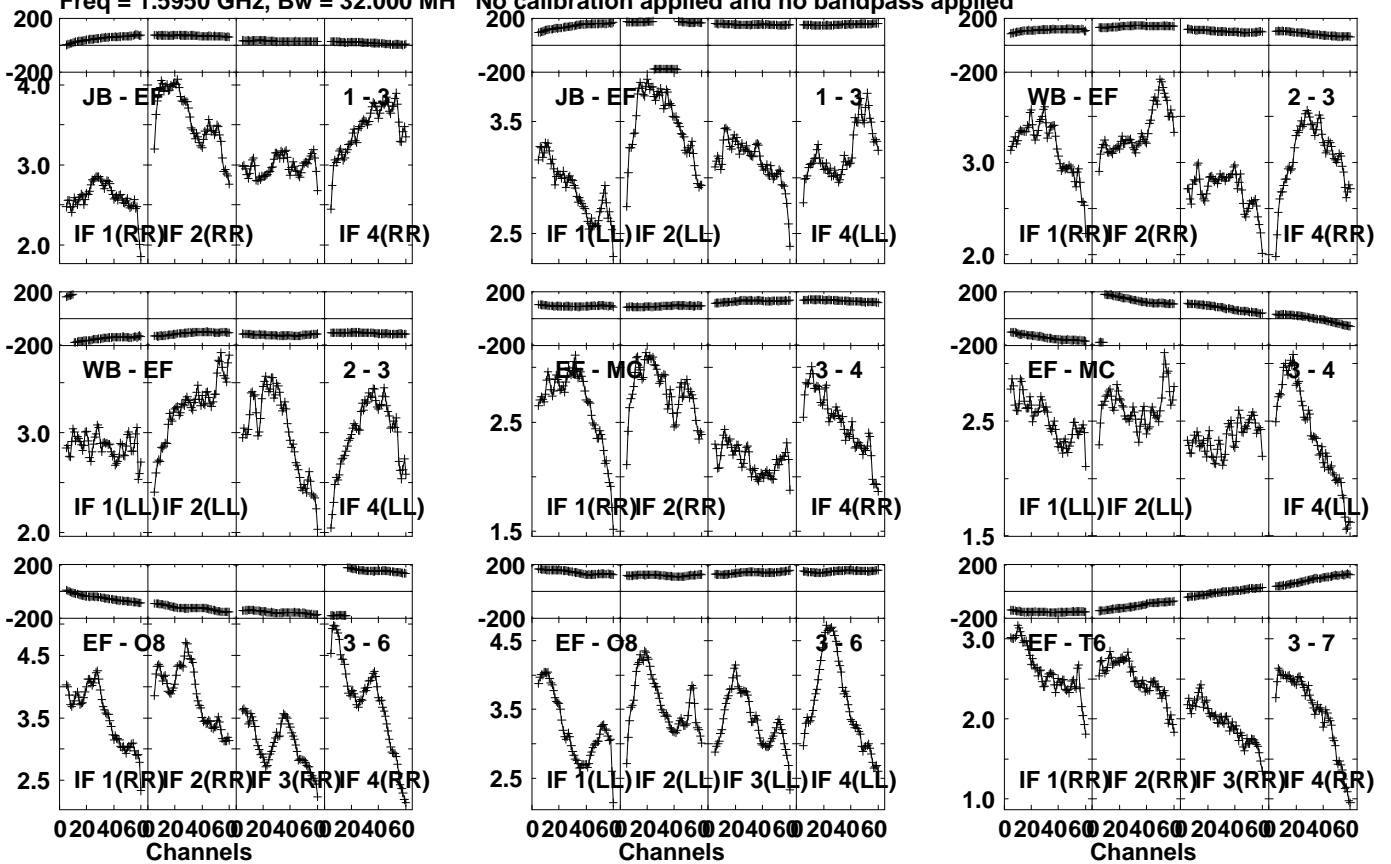
Lower frame: Milli Ampl Jy Top frame: Phas deg
Vector averaged cross-power spectrum Several baselines displayed
Timerange: 00/06:20:31 to 00/06:34:59

Plot file version 31 created 02-MAY-2023 03:19:05

3C66A EV024C 1.UVDATA.1

Freq = 1.5950 GHz, Bw = 32.000 MH

No calibration applied and no bandpass applied



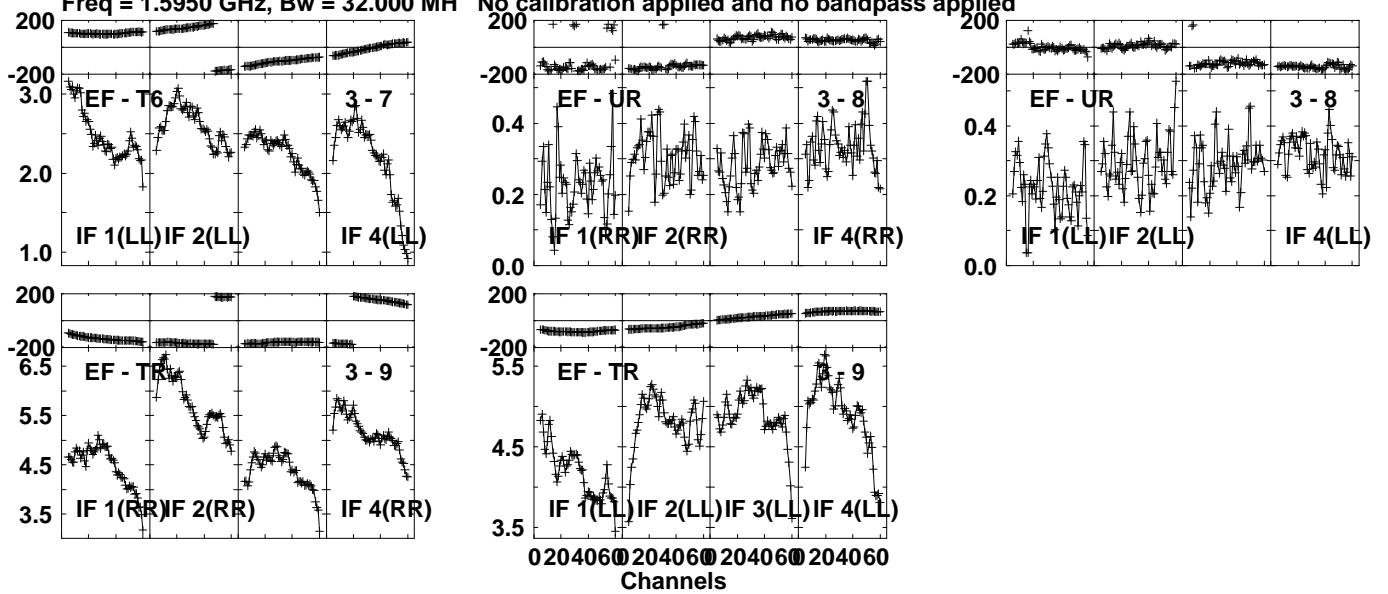
Lower frame: Milli Ampl Jy Top frame: Phas deg
Vector averaged cross-power spectrum Several baselines displayed
Timerange: 00/06:35:33 to 00/06:49:59

Plot file version 32 created 02-MAY-2023 03:19:05

3C66A EV024C 1.UVDATA.1

Freq = 1.5950 GHz, Bw = 32.000 MH

No calibration applied and no bandpass applied



Lower frame: Milli Ampl Jy Top frame: Phas deg

Vector averaged cross-power spectrum Several baselines displayed

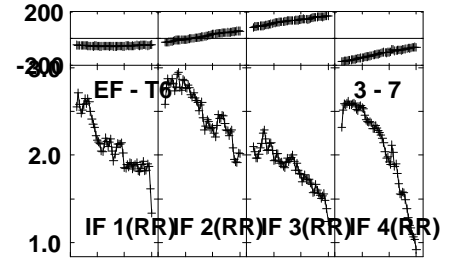
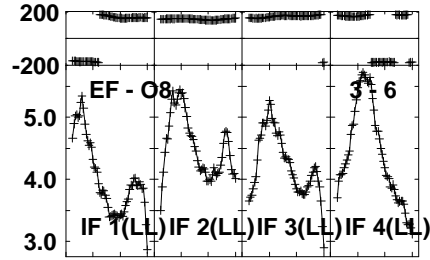
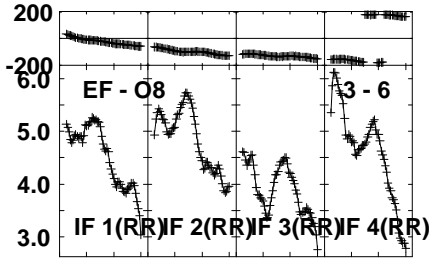
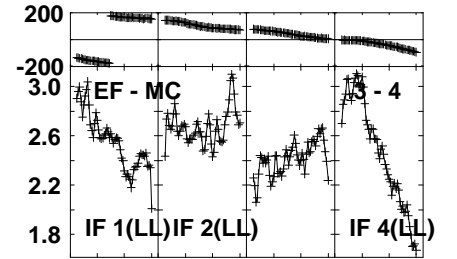
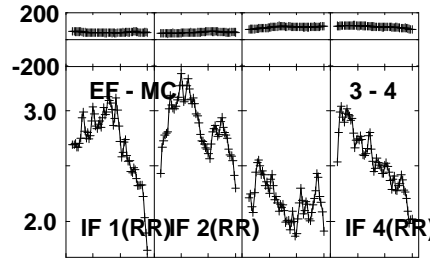
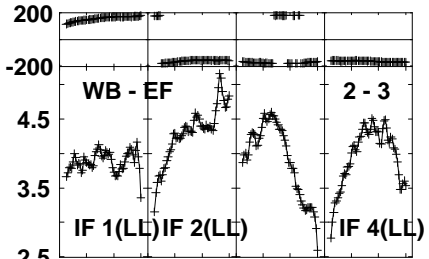
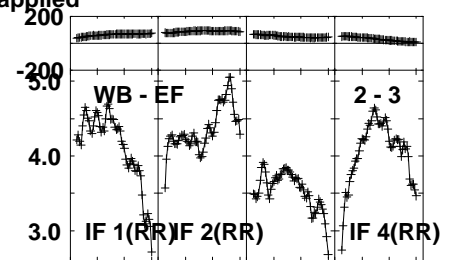
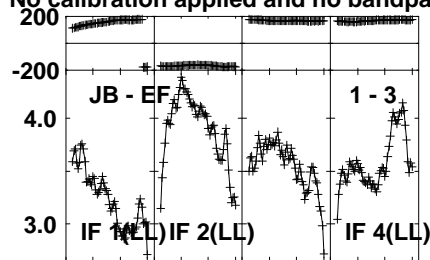
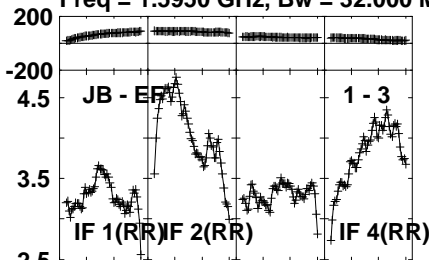
Timerange: 00/06:35:33 to 00/06:49:59

Plot file version 33 created 02-MAY-2023 03:19:05

3C66A EV024C 1.UVDATA.1

Freq = 1.5950 GHz, Bw = 32.000 MH

No calibration applied and no bandpass applied

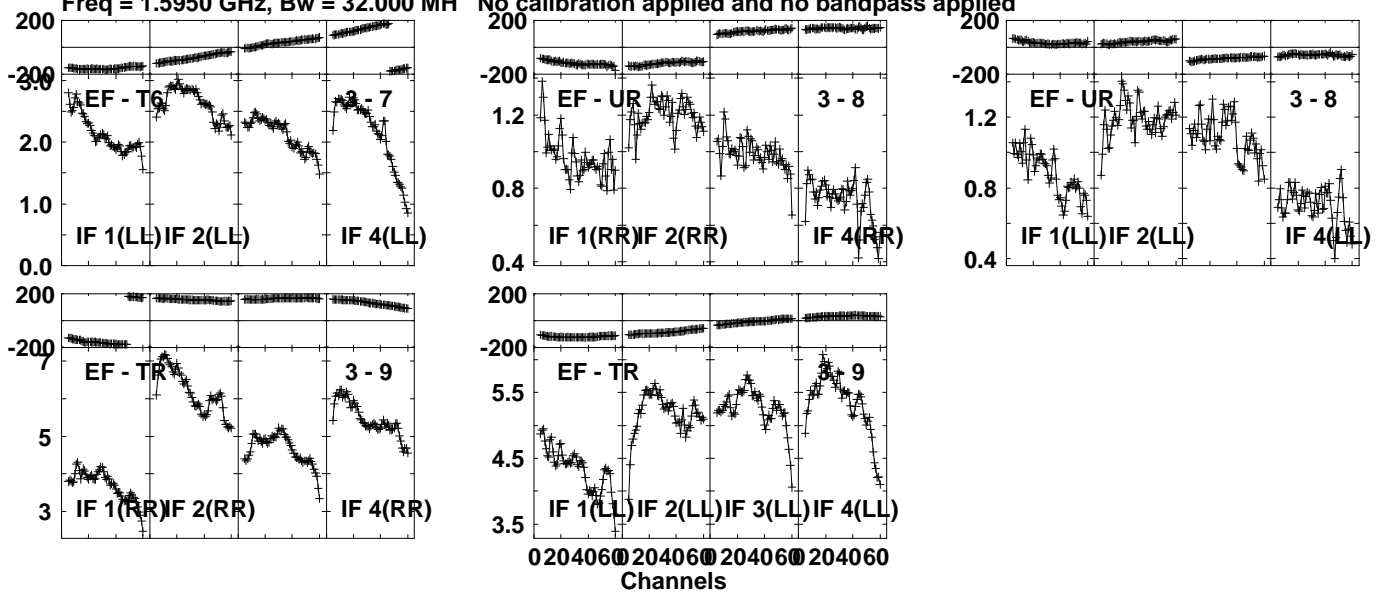


Lower frame: Milli Ampl Jy Top frame: Phas deg
Vector averaged cross-power spectrum Several baselines displayed
Timerange: 00/06:50:33 to 00/07:04:59

Plot file version 34 created 02-MAY-2023 03:19:05

3C66A EV024C 1.UVDATA.1

Freq = 1.5950 GHz, Bw = 32.000 MH No calibration applied and no bandpass applied



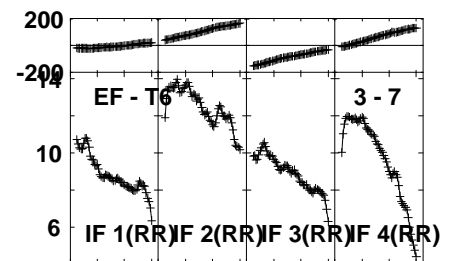
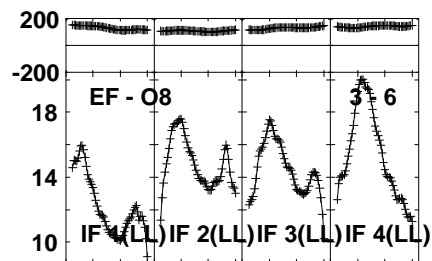
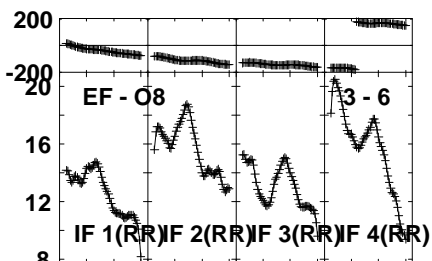
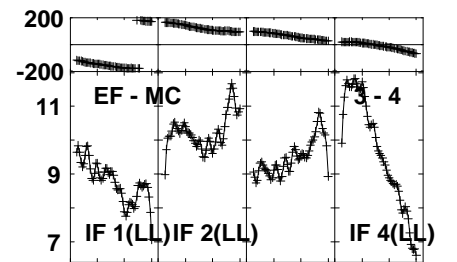
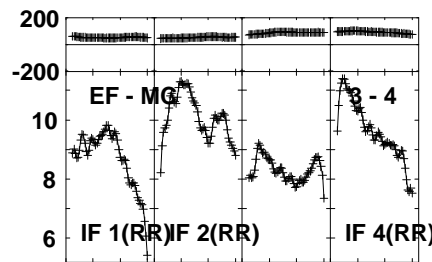
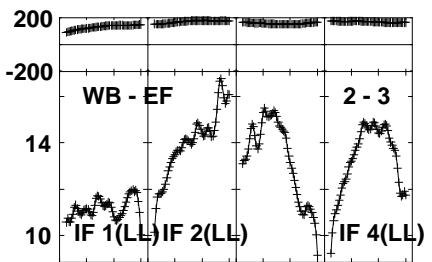
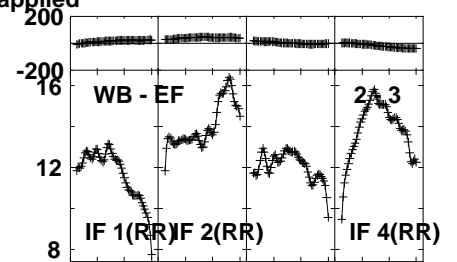
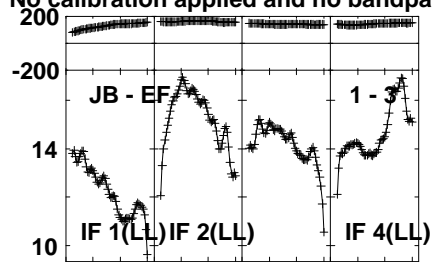
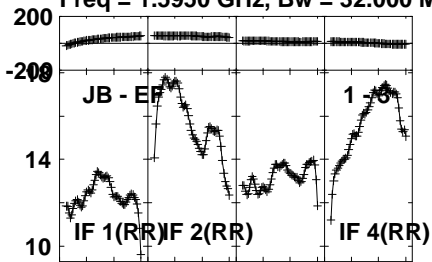
Lower frame: Milli Ampl Jy Top frame: Phas deg
Vector averaged cross-power spectrum Several baselines displayed
Timerange: 00/06:50:33 to 00/07:04:59

Plot file version 35 created 02-MAY-2023 03:19:05

0133+476 EV024C 1.UVDATA.1

Freq = 1.5950 GHz, Bw = 32.000 MH

No calibration applied and no bandpass applied



0204060 204060 204060 204060
Channels

0204060 204060 204060 204060
Channels

0204060 204060 204060 204060
Channels

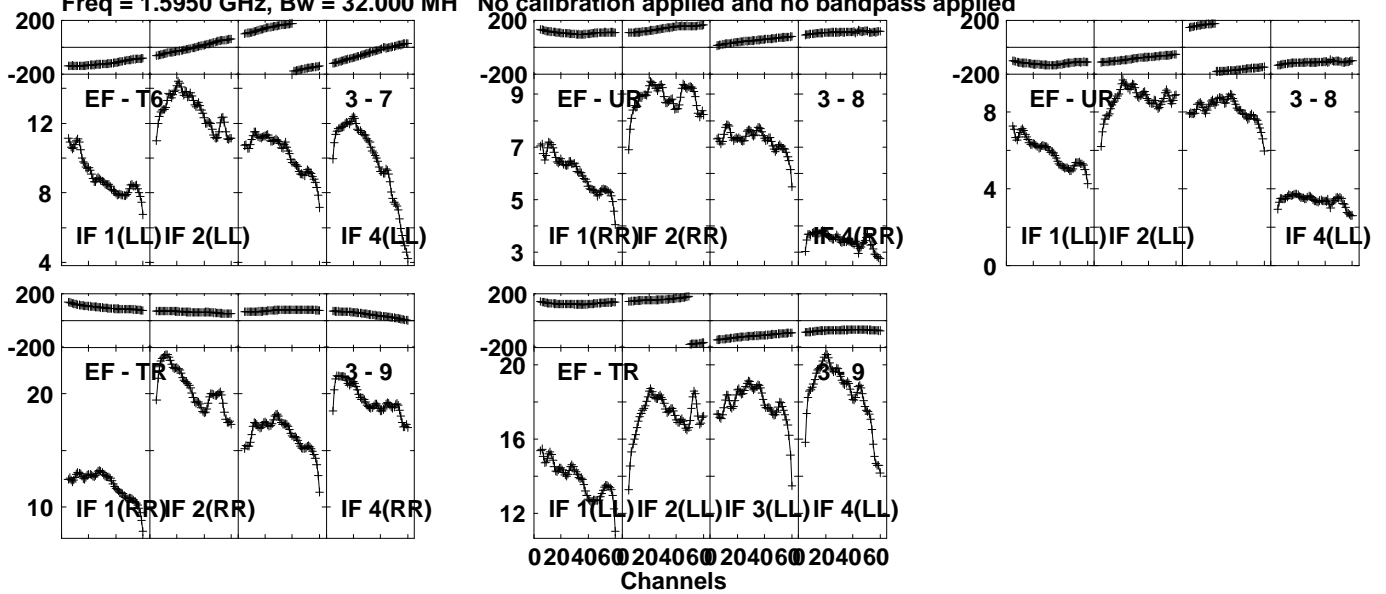
Lower frame: Milli Ampl Jy Top frame: Phas deg
Vector averaged cross-power spectrum Several baselines displayed
Timerange: 00/07:07:01 to 00/07:11:59

Plot file version 36 created 02-MAY-2023 03:19:05

0133+476 EV024C 1.UVDATA.1

Freq = 1.5950 GHz, Bw = 32.000 MH

No calibration applied and no bandpass applied



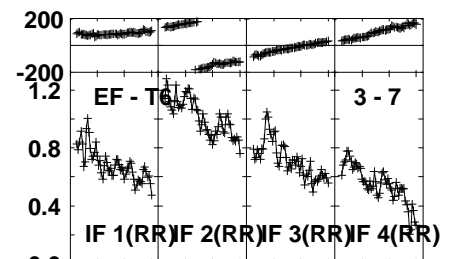
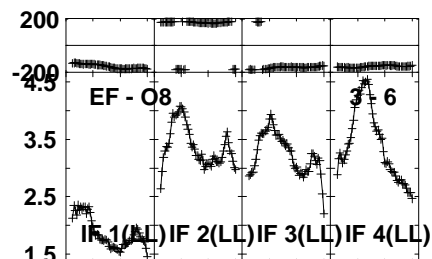
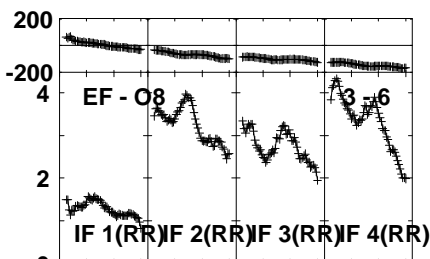
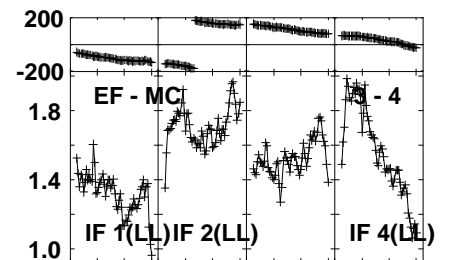
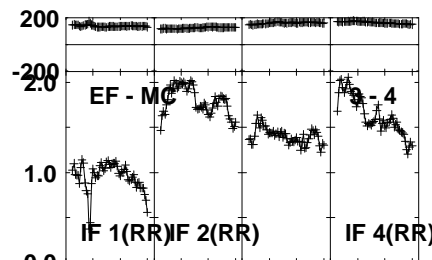
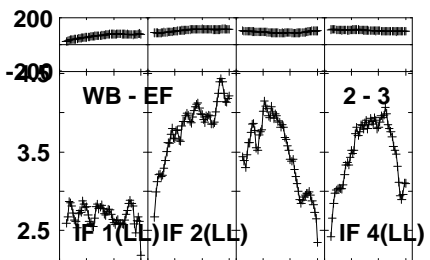
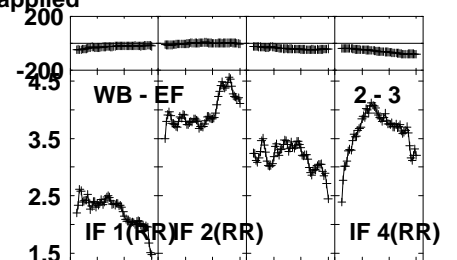
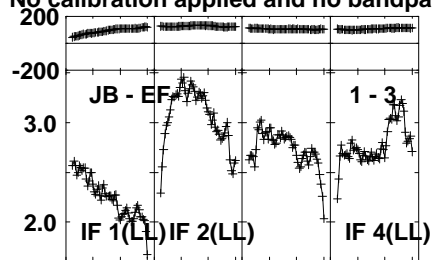
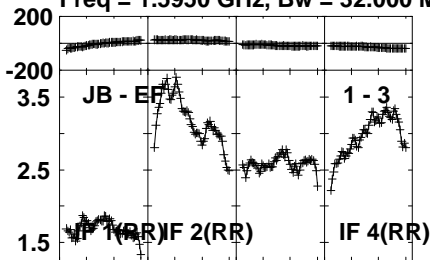
Lower frame: Milli Ampl Jy Top frame: Phas deg
Vector averaged cross-power spectrum Several baselines displayed
Timerange: 00/07:07:01 to 00/07:11:59

Plot file version 37 created 02-MAY-2023 03:19:06

3C66A EV024C 1.UVDATA.1

Freq = 1.5950 GHz, Bw = 32.000 MH

No calibration applied and no bandpass applied



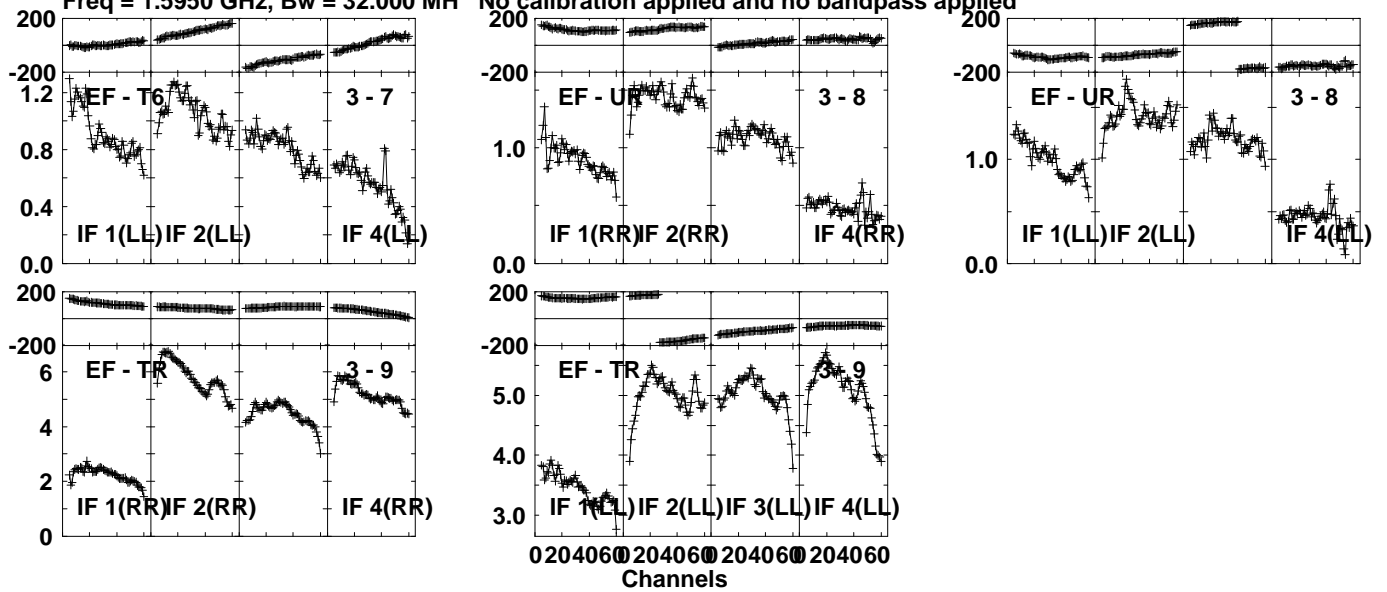
Lower frame: Milli Ampl Jy Top frame: Phas deg
Vector averaged cross-power spectrum Several baselines displayed
Timerange: 00/07:14:03 to 00/07:28:59

Plot file version 38 created 02-MAY-2023 03:19:06

3C66A EV024C 1.UVDATA.1

Freq = 1.5950 GHz, Bw = 32.000 MH

No calibration applied and no bandpass applied



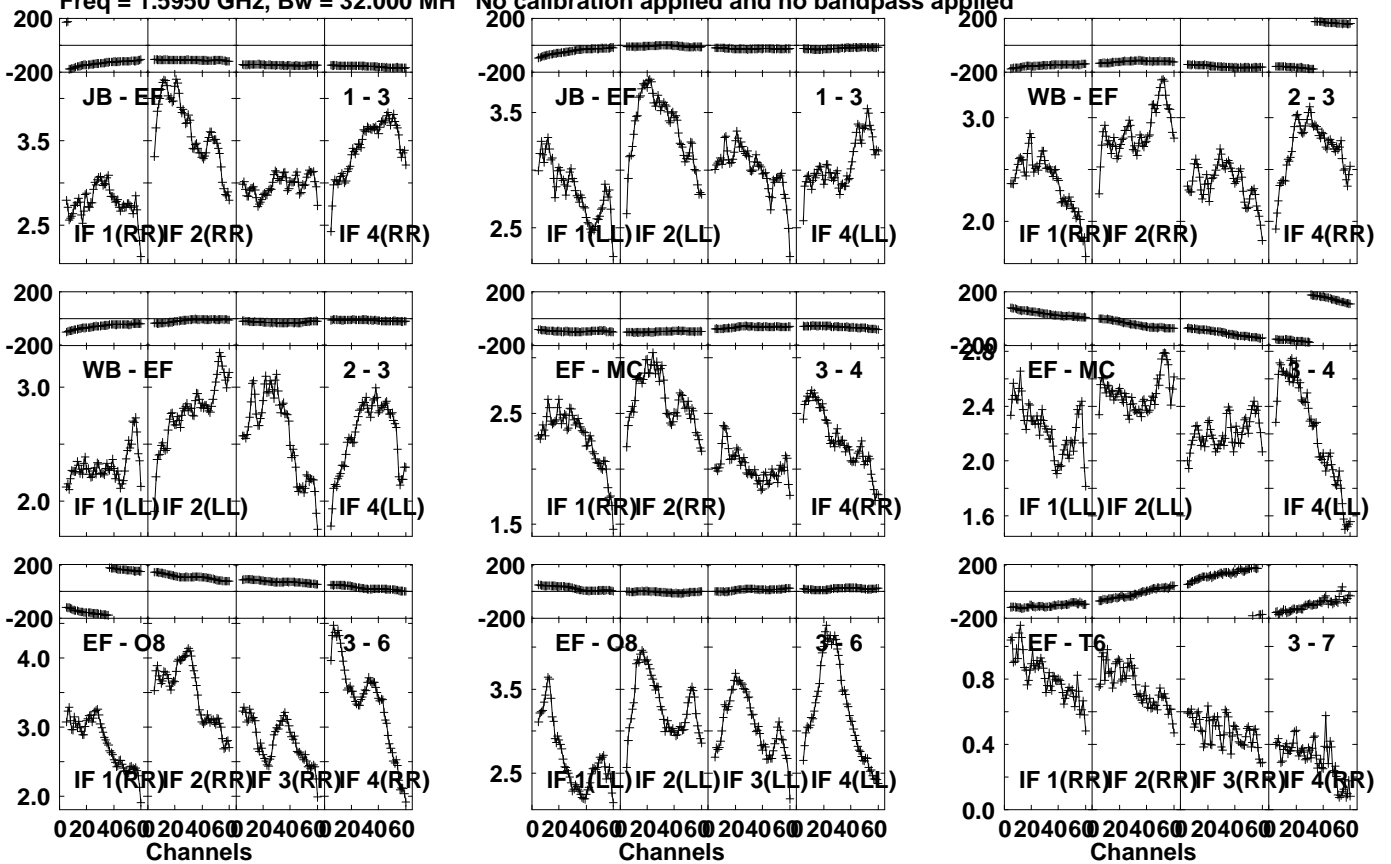
Lower frame: Milli Ampl Jy Top frame: Phas deg
Vector averaged cross-power spectrum Several baselines displayed
Timerange: 00/07:14:03 to 00/07:28:59

Plot file version 39 created 02-MAY-2023 03:19:06

3C66A EV024C 1.UVDATA.1

Freq = 1.5950 GHz, Bw = 32.000 MH

No calibration applied and no bandpass applied



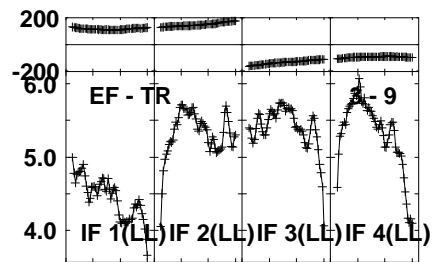
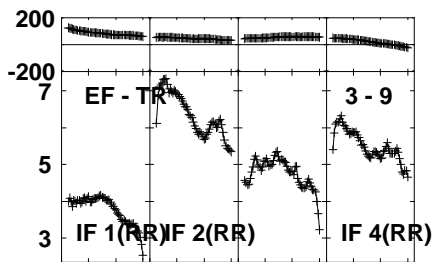
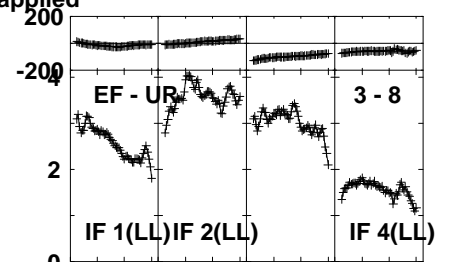
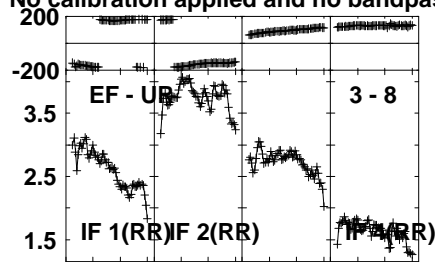
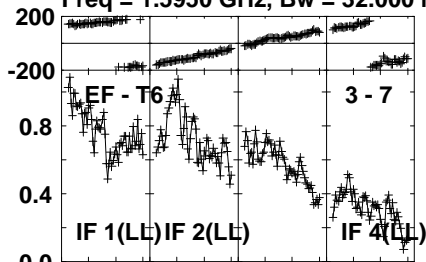
Lower frame: Milli Ampl Jy Top frame: Phas deg
Vector averaged cross-power spectrum Several baselines displayed
Timerange: 00/07:29:33 to 00/07:43:59

Plot file version 40 created 02-MAY-2023 03:19:06

3C66A EV024C 1.UVDATA.1

Freq = 1.5950 GHz, Bw = 32.000 MH

No calibration applied and no bandpass applied



0204060 204060 204060 204060
Channels

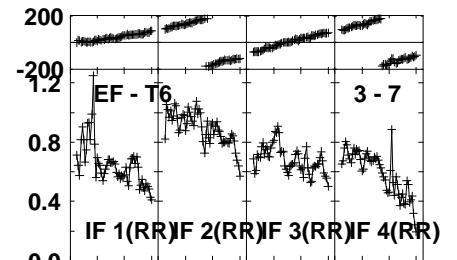
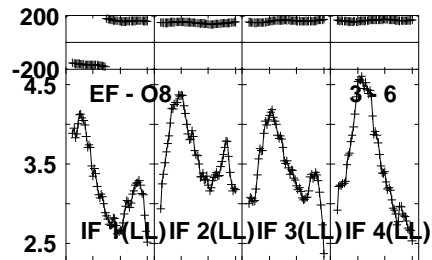
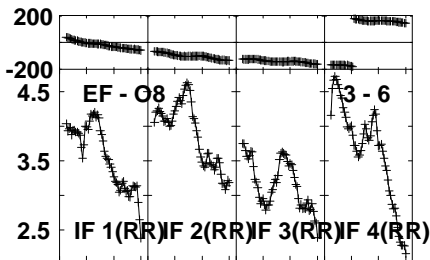
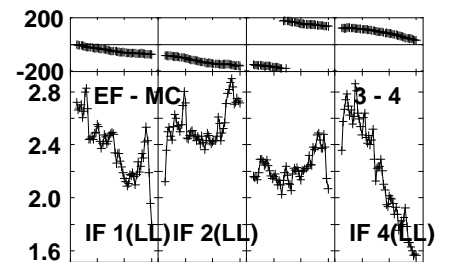
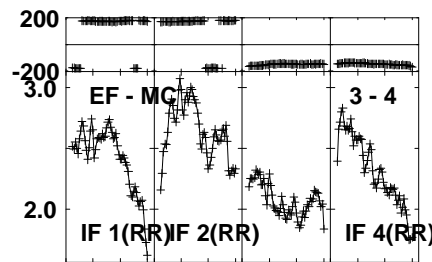
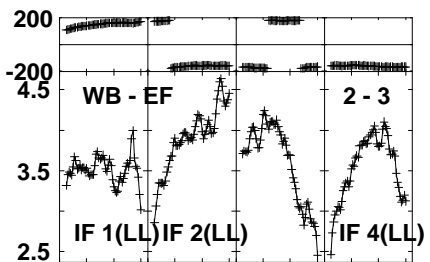
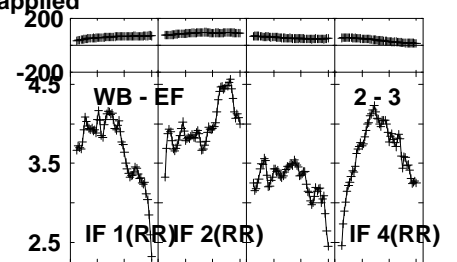
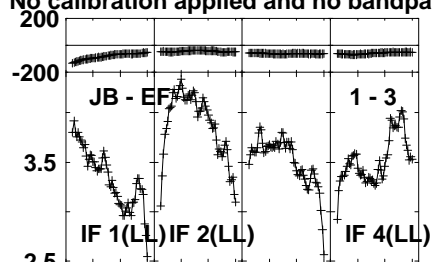
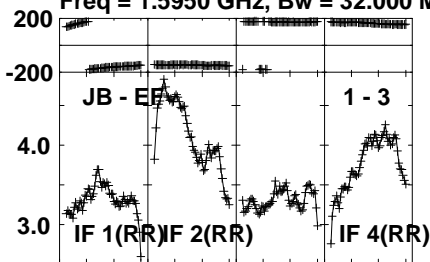
Lower frame: Milli Ampl Jy Top frame: Phas deg
Vector averaged cross-power spectrum Several baselines displayed
Timerange: 00/07:29:33 to 00/07:43:59

Plot file version 41 created 02-MAY-2023 03:19:07

3C66A EV024C 1.UVDATA.1

Freq = 1.5950 GHz, Bw = 32.000 MH

No calibration applied and no bandpass applied



0204060 204060 204060 204060
Channels

0204060 204060 204060 204060
Channels

0204060 204060 204060 204060
Channels

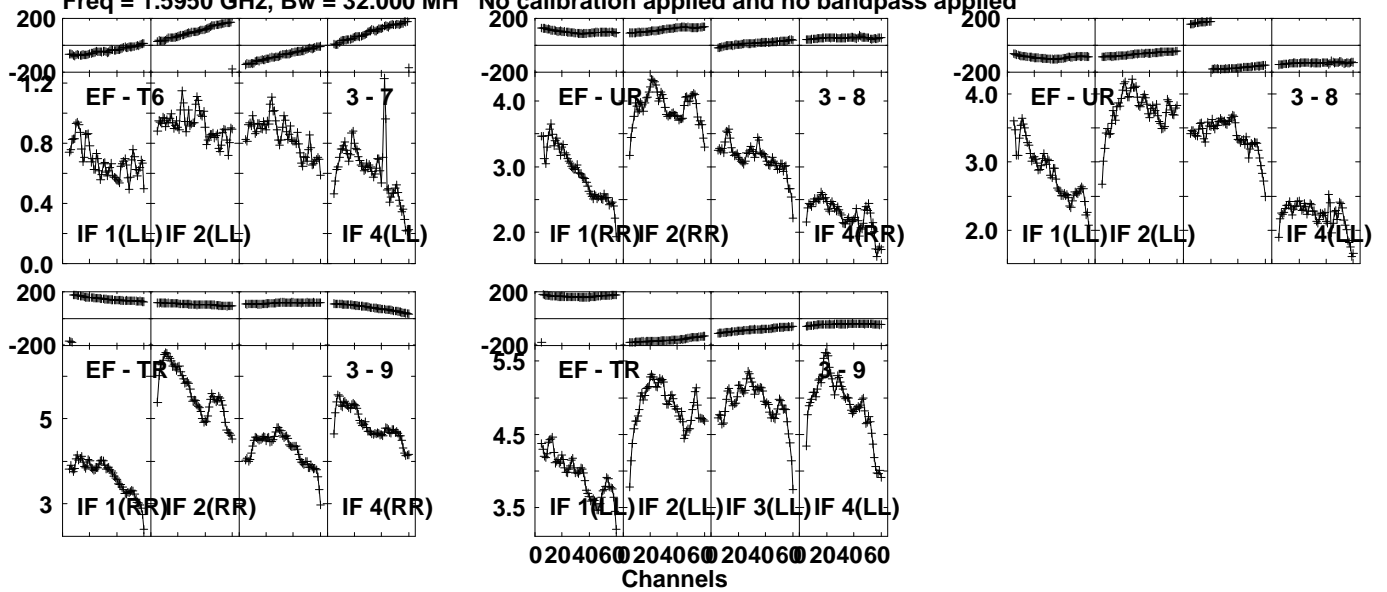
Lower frame: Milli Ampl Jy Top frame: Phas deg
Vector averaged cross-power spectrum Several baselines displayed
Timerange: 00/07:44:33 to 00/07:58:59

Plot file version 42 created 02-MAY-2023 03:19:07

3C66A EV024C 1.UVDATA.1

Freq = 1.5950 GHz, Bw = 32.000 MH

No calibration applied and no bandpass applied



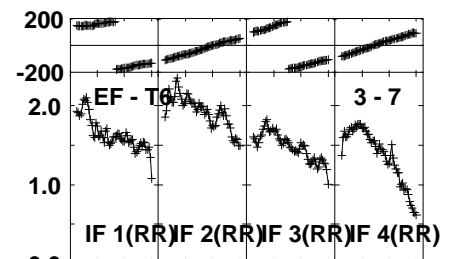
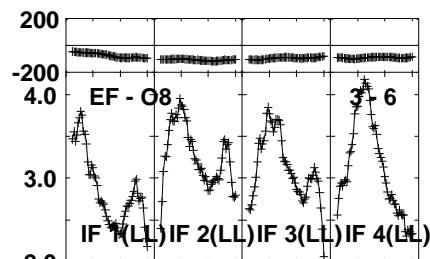
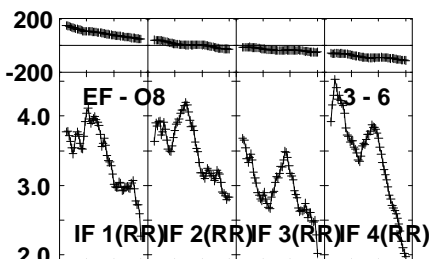
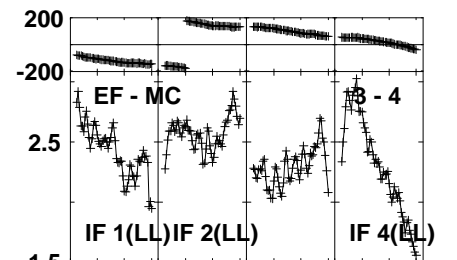
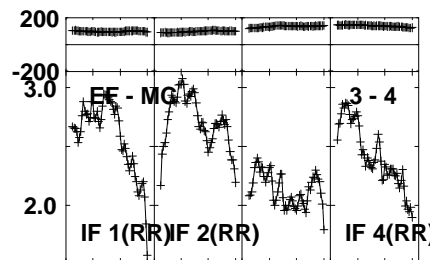
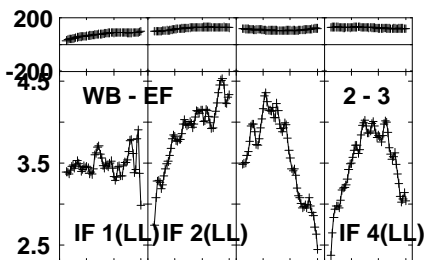
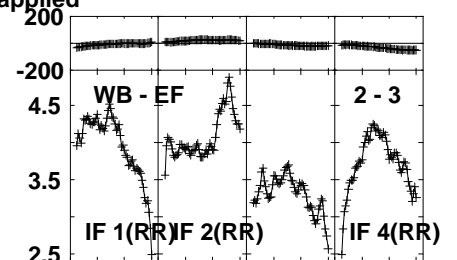
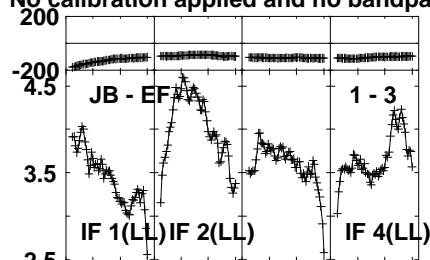
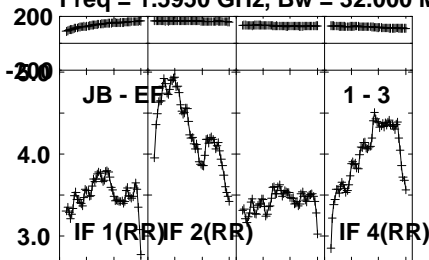
Lower frame: Milli Ampl Jy Top frame: Phas deg
Vector averaged cross-power spectrum Several baselines displayed
Timerange: 00/07:44:33 to 00/07:58:59

Plot file version 43 created 02-MAY-2023 03:19:07

3C66A EV024C 1.UVDATA.1

Freq = 1.5950 GHz, Bw = 32.000 MH

No calibration applied and no bandpass applied



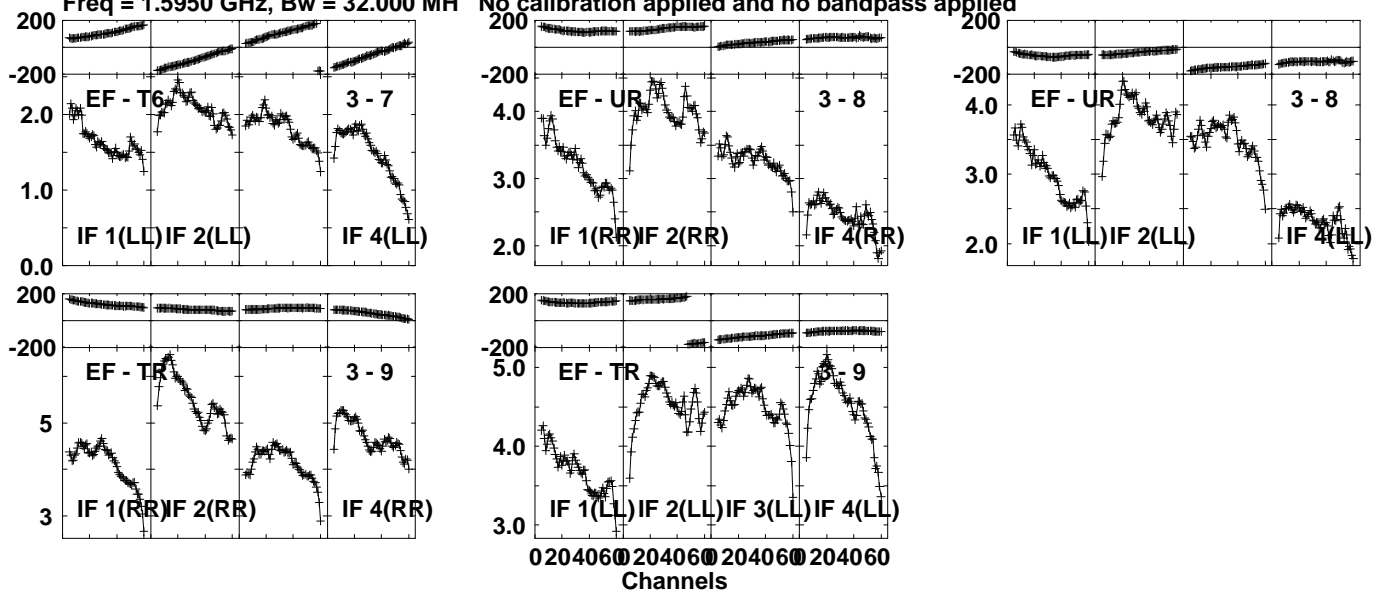
Lower frame: Milli Ampl Jy Top frame: Phas deg
 Vector averaged cross-power spectrum Several baselines displayed
 Timerange: 00/07:59:33 to 00/08:13:59

Plot file version 44 created 02-MAY-2023 03:19:07

3C66A EV024C 1.UVDATA.1

Freq = 1.5950 GHz, Bw = 32.000 MH

No calibration applied and no bandpass applied



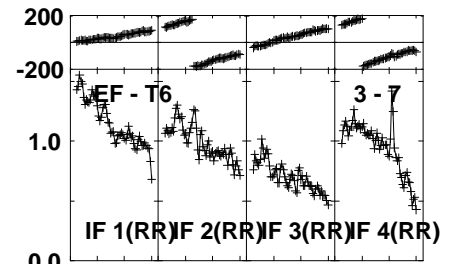
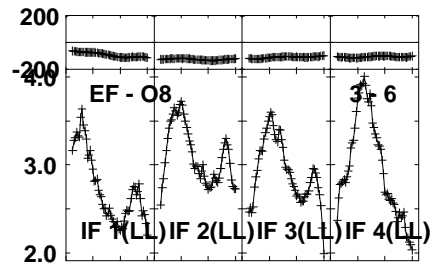
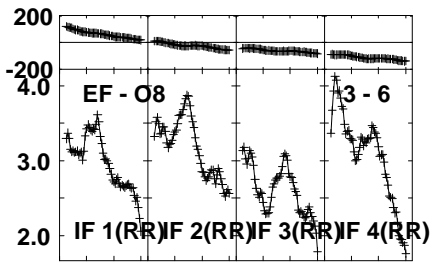
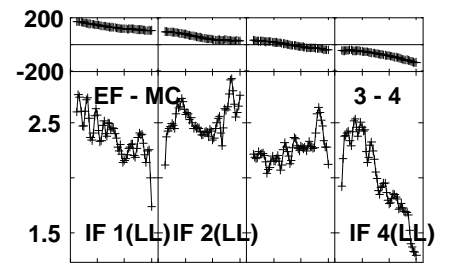
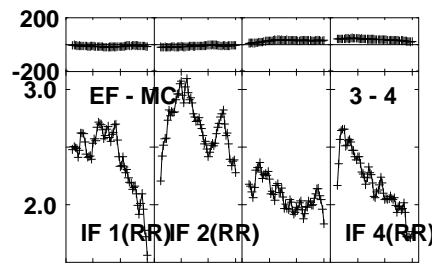
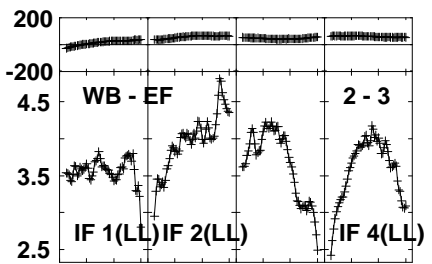
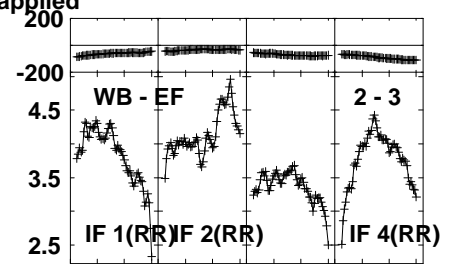
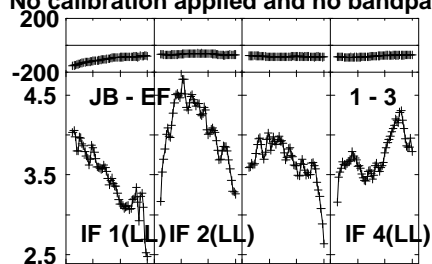
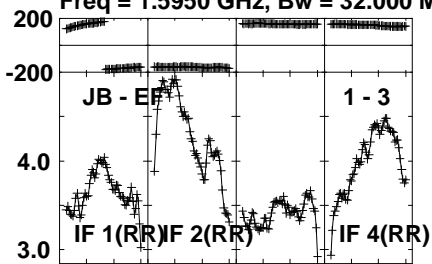
Lower frame: Milli Ampl Jy Top frame: Phas deg
Vector averaged cross-power spectrum Several baselines displayed
Timerange: 00/07:59:33 to 00/08:13:59

Plot file version 45 created 02-MAY-2023 03:19:08

3C66A EV024C 1.UVDATA.1

Freq = 1.5950 GHz, Bw = 32.000 MH

No calibration applied and no bandpass applied



0204060 204060 204060 204060
Channels

0204060 204060 204060 204060
Channels

0204060 204060 204060 204060
Channels

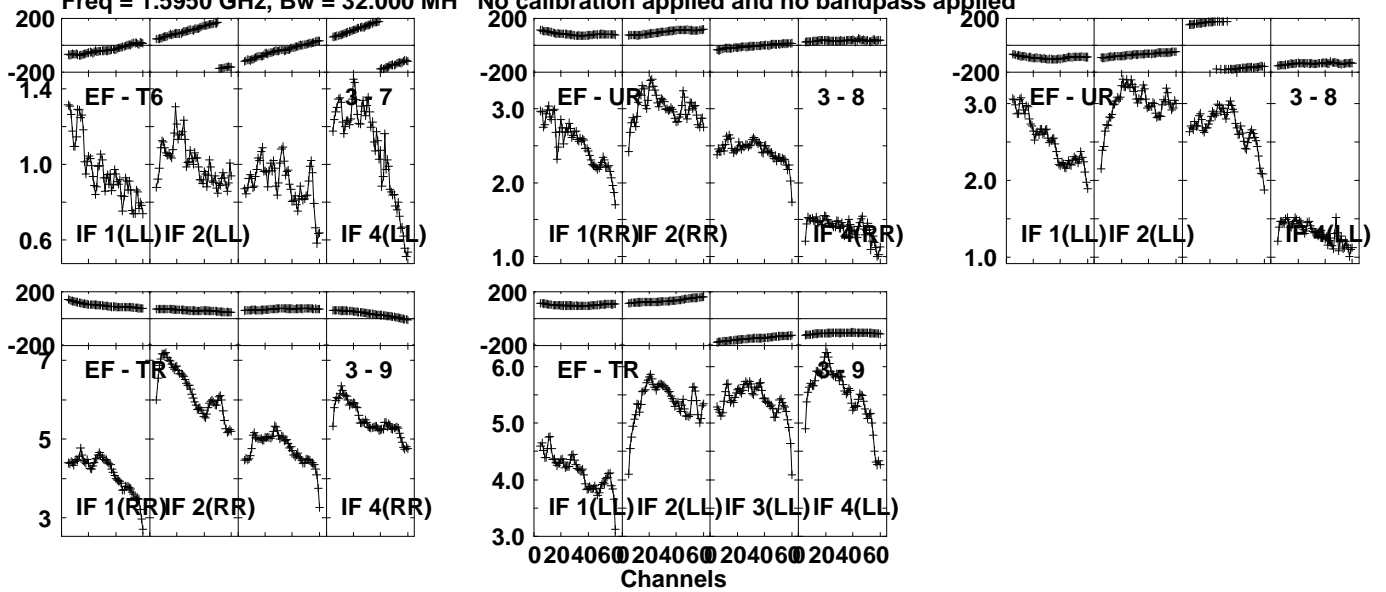
Lower frame: Milli Ampl Jy Top frame: Phas deg
Vector averaged cross-power spectrum Several baselines displayed
Timerange: 00/08:14:33 to 00/08:28:59

Plot file version 46 created 02-MAY-2023 03:19:08

3C66A EV024C 1.UVDATA.1

Freq = 1.5950 GHz, Bw = 32.000 MH

No calibration applied and no bandpass applied

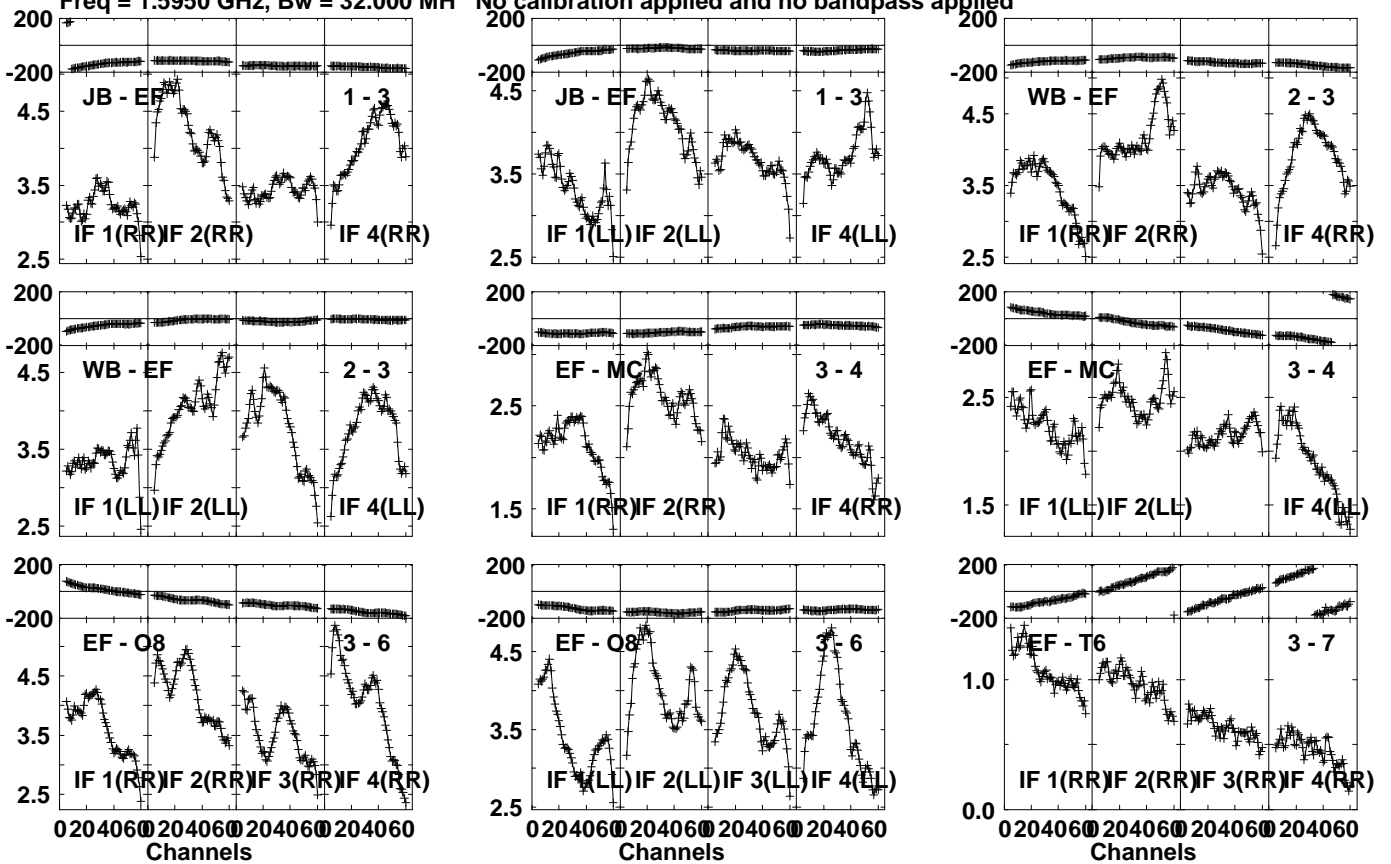


Lower frame: Milli Ampl Jy Top frame: Phas deg
Vector averaged cross-power spectrum Several baselines displayed
Timerange: 00/08:14:33 to 00/08:28:59

Plot file version 47 created 02-MAY-2023 03:19:08

3C66A EV024C 1.UVDATA.1

Freq = 1.5950 GHz, Bw = 32.000 MH No calibration applied and no bandpass applied



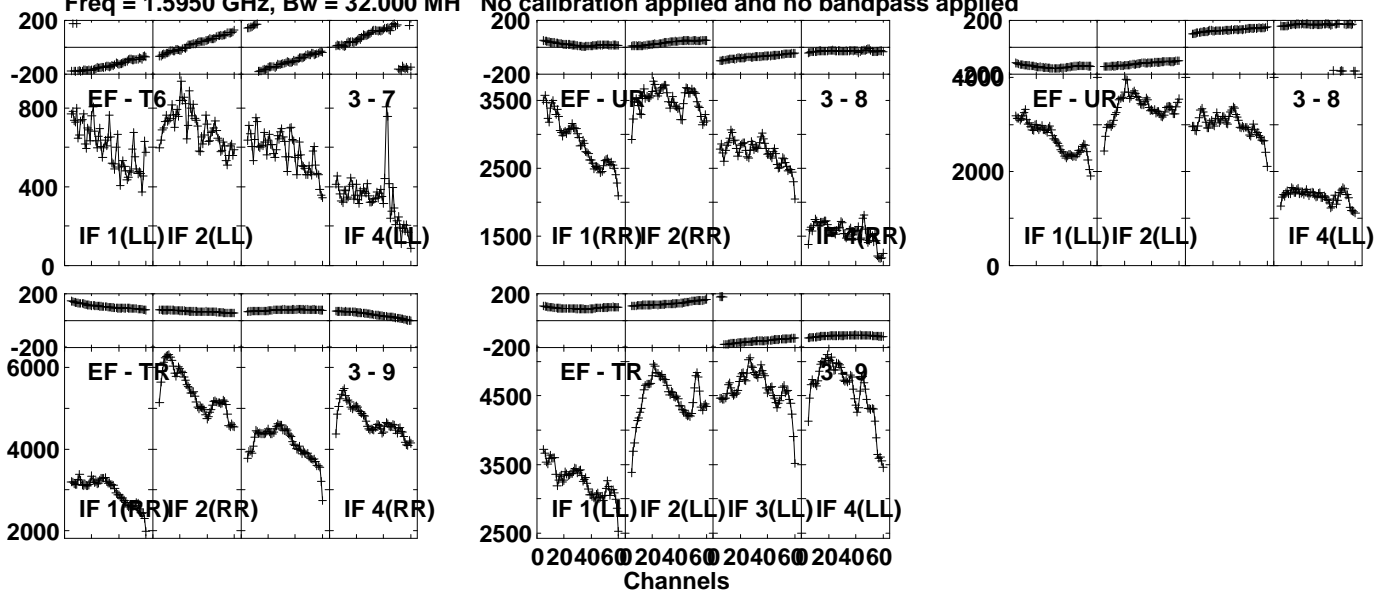
Lower frame: Milli Ampl Jy Top frame: Phas deg
Vector averaged cross-power spectrum Several baselines displayed
Timerange: 00/08:29:33 to 00/08:43:59

Plot file version 48 created 02-MAY-2023 03:19:08

3C66A EV024C 1.UVDATA.1

Freq = 1.5950 GHz, Bw = 32.000 MH

No calibration applied and no bandpass applied

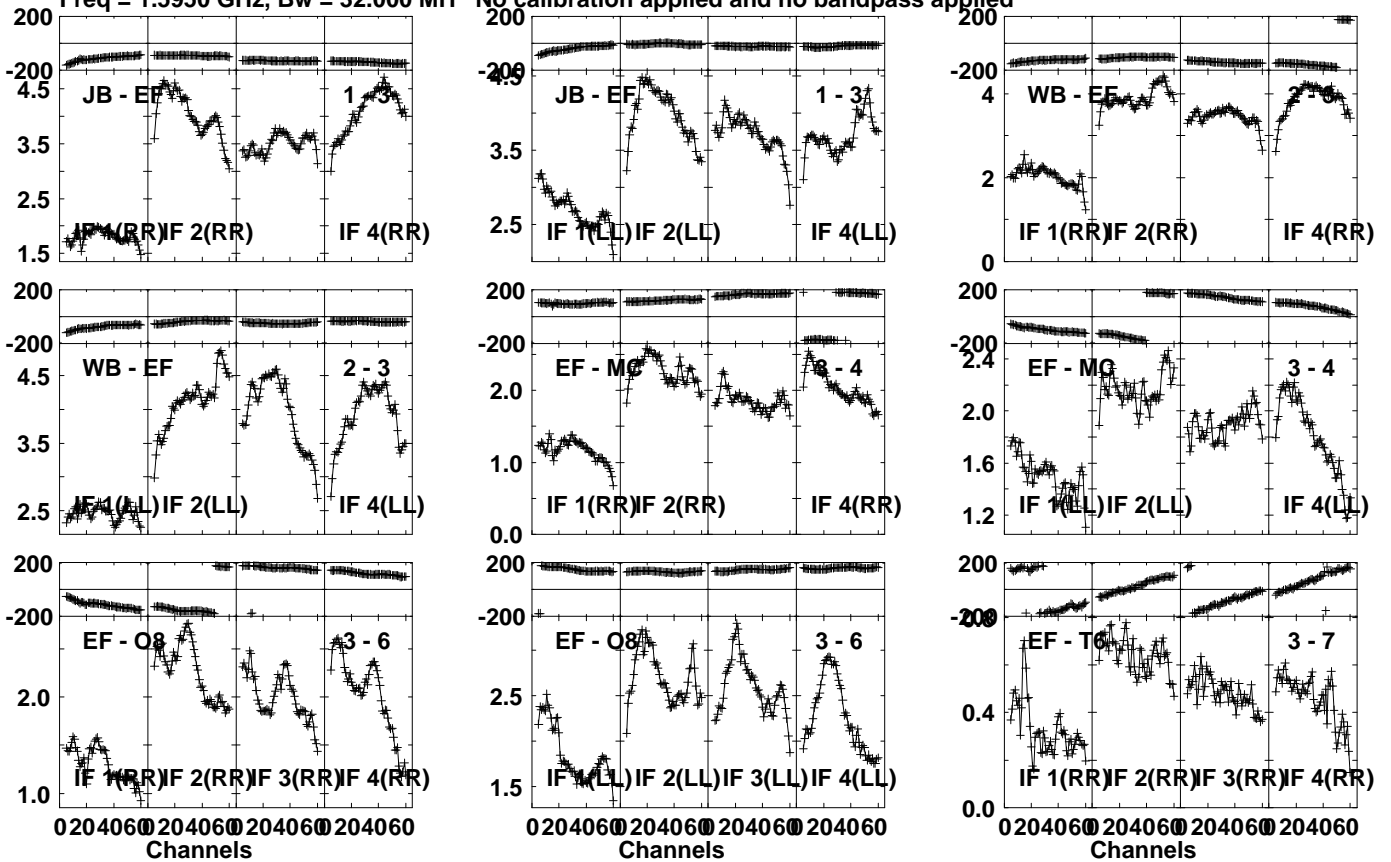


Lower frame: Micro Ampl Jy Top frame: Phas deg
 Vector averaged cross-power spectrum Several baselines displayed
 Timerange: 00/08:29:33 to 00/08:43:59

Plot file version 49 created 02-MAY-2023 03:19:09

3C66A EV024C 1.UVDATA.1

Freq = 1.5950 GHz, Bw = 32.000 MH No calibration applied and no bandpass applied



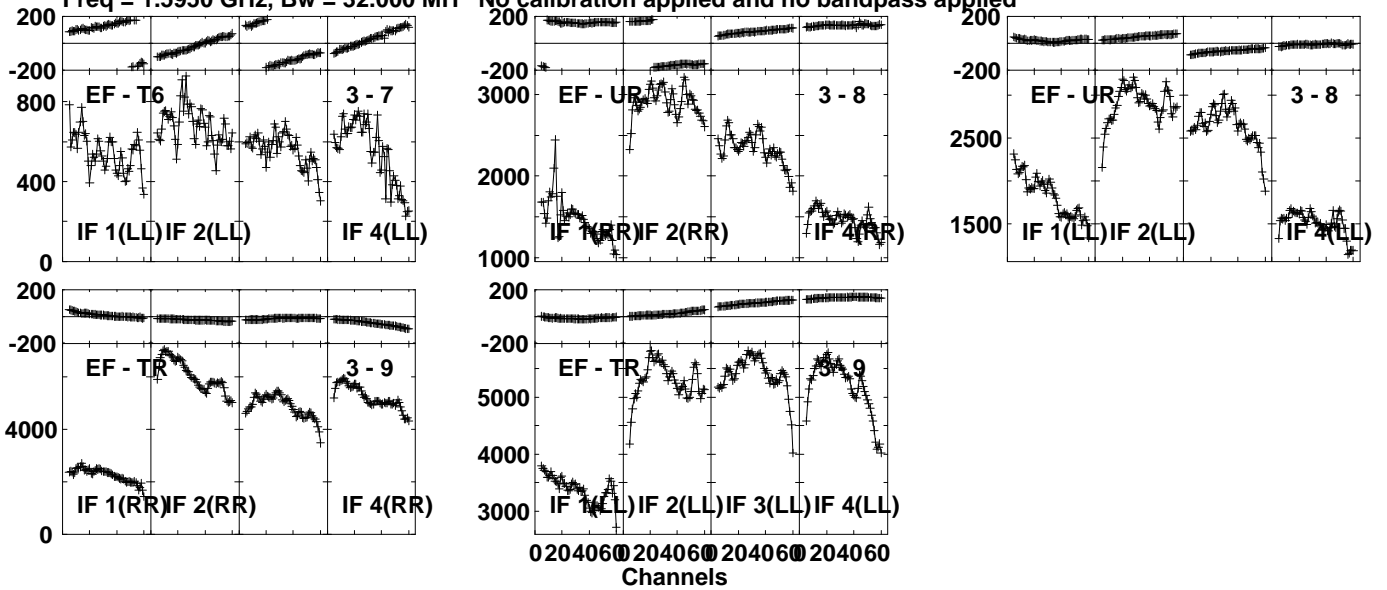
Lower frame: Milli Ampl Jy Top frame: Phas deg
Vector averaged cross-power spectrum Several baselines displayed
Timerange: 00/08:44:33 to 00/08:58:59

Plot file version 50 created 02-MAY-2023 03:19:09

3C66A EV024C 1.UVDATA.1

Freq = 1.5950 GHz, Bw = 32.000 MH

No calibration applied and no bandpass applied



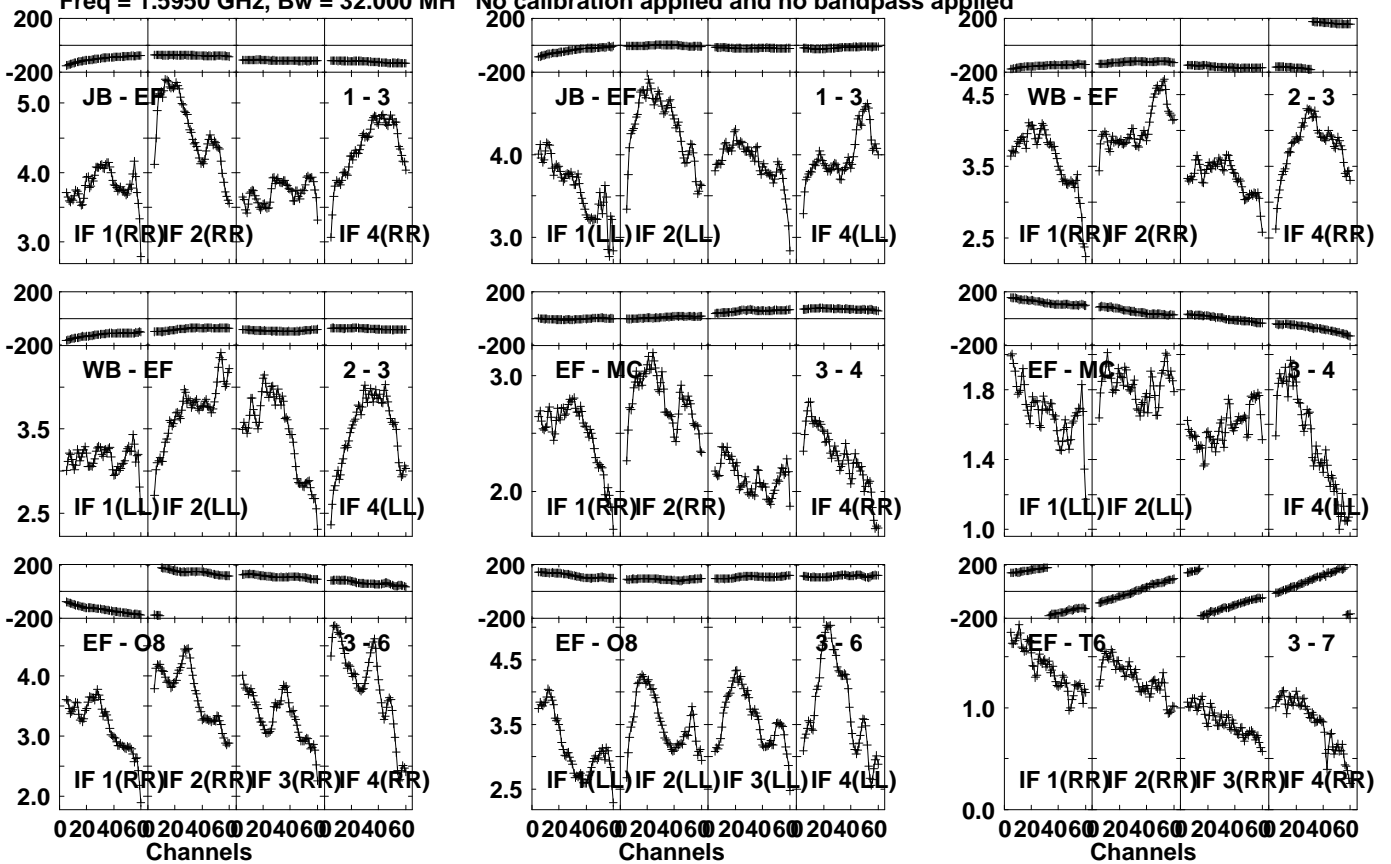
Lower frame: Micro Ampl Jy Top frame: Phas deg
Vector averaged cross-power spectrum Several baselines displayed
Timerange: 00/08:44:33 to 00/08:58:59

Plot file version 51 created 02-MAY-2023 03:19:09

3C66A EV024C 1.UVDATA.1

Freq = 1.5950 GHz, Bw = 32.000 MH

No calibration applied and no bandpass applied

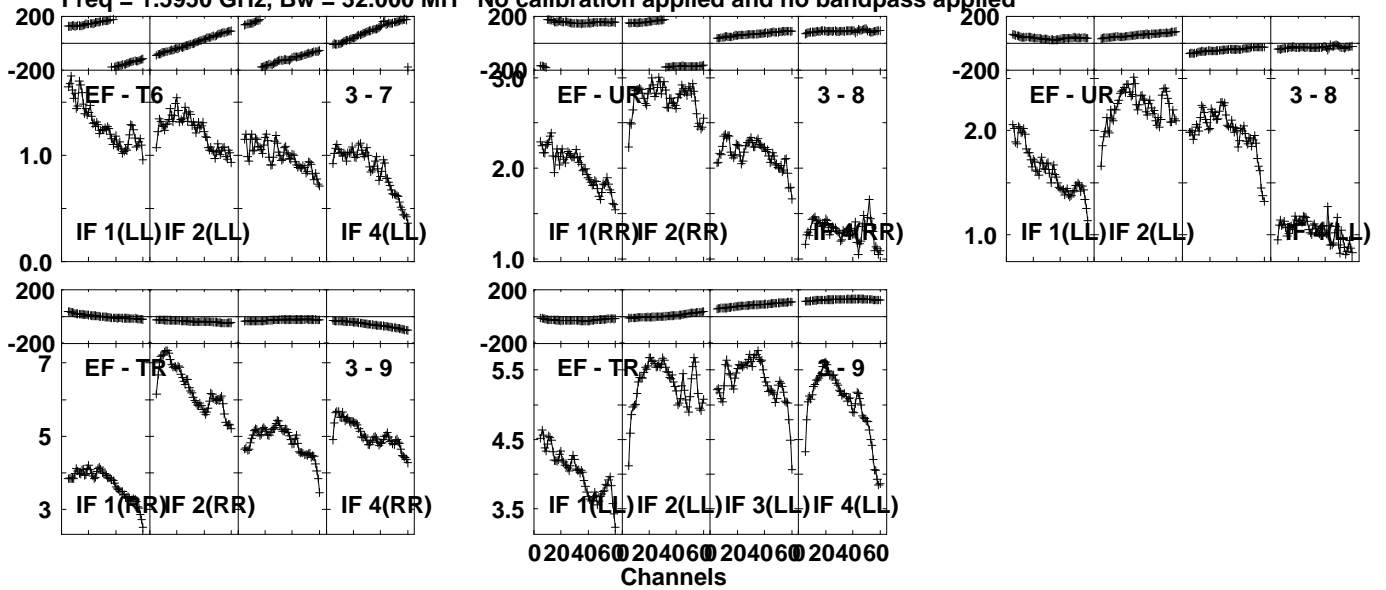


Lower frame: Milli Ampl Jy Top frame: Phas deg
Vector averaged cross-power spectrum Several baselines displayed
Timerange: 00/08:59:33 to 00/09:13:59

Plot file version 52 created 02-MAY-2023 03:19:09

3C66A EV024C 1.UVDATA.1

Freq = 1.5950 GHz, Bw = 32.000 MH No calibration applied and no bandpass applied



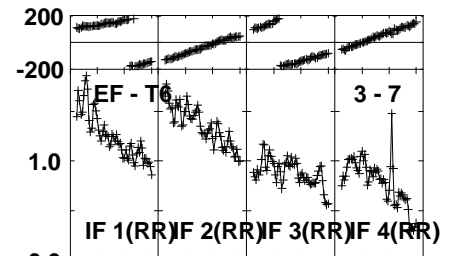
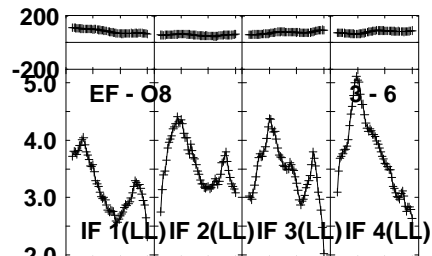
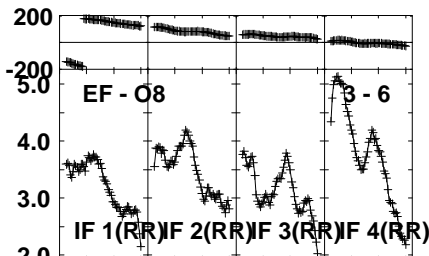
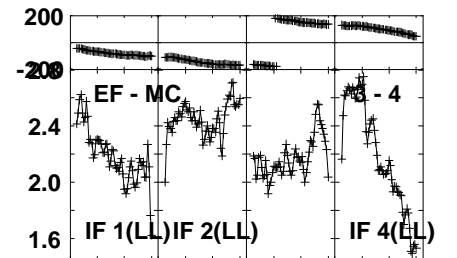
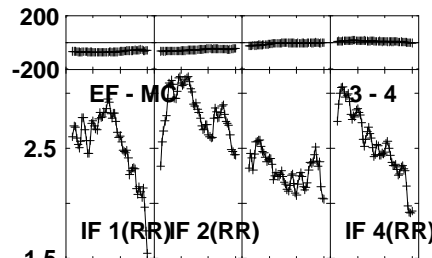
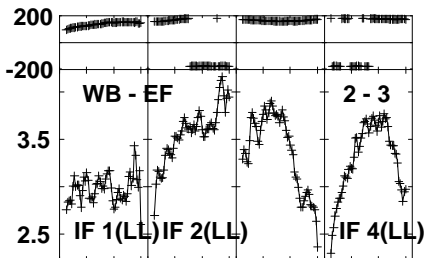
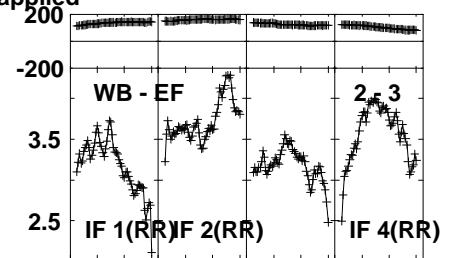
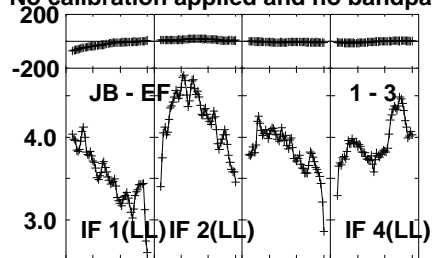
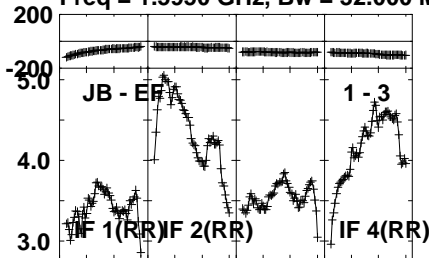
Lower frame: Milli Ampl Jy Top frame: Phas deg
Vector averaged cross-power spectrum Several baselines displayed
Timerange: 00/08:59:33 to 00/09:13:59

Plot file version 53 created 02-MAY-2023 03:19:09

3C66A EV024C 1.UVDATA.1

Freq = 1.5950 GHz, Bw = 32.000 MH

No calibration applied and no bandpass applied

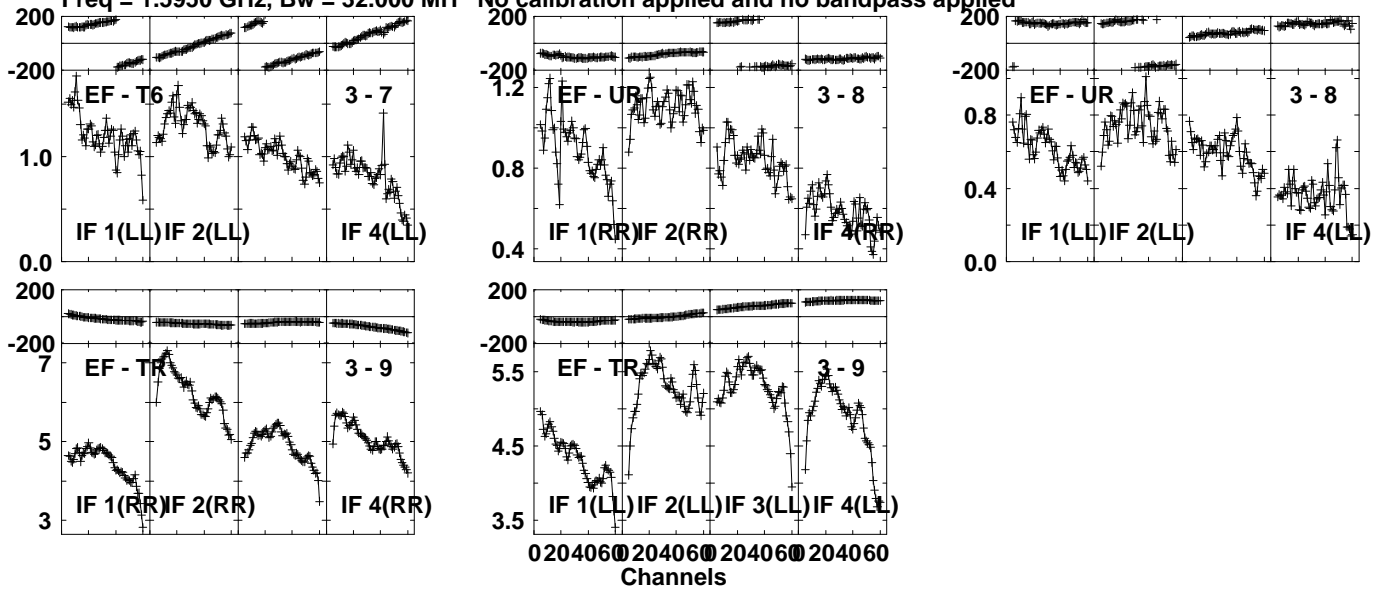


Lower frame: Milli Ampl Jy Top frame: Phas deg
Vector averaged cross-power spectrum Several baselines displayed
Timerange: 00/09:14:33 to 00/09:28:59

Plot file version 54 created 02-MAY-2023 03:19:10

3C66A EV024C 1.UVDATA.1

Freq = 1.5950 GHz, Bw = 32.000 MH No calibration applied and no bandpass applied



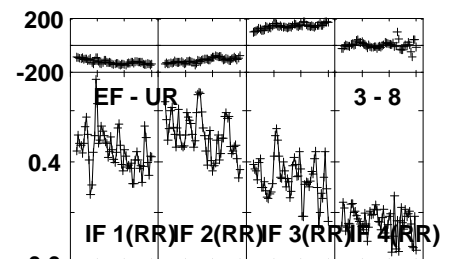
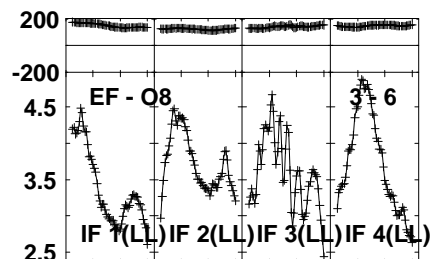
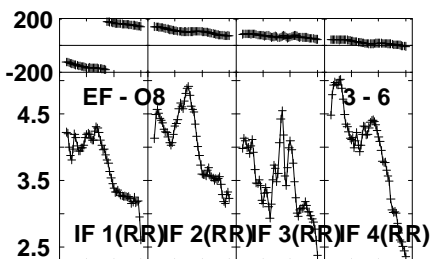
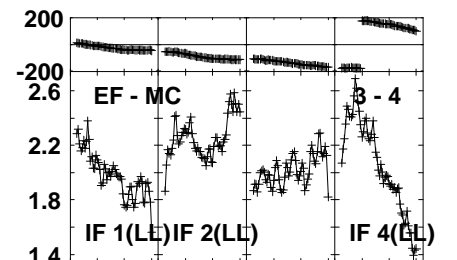
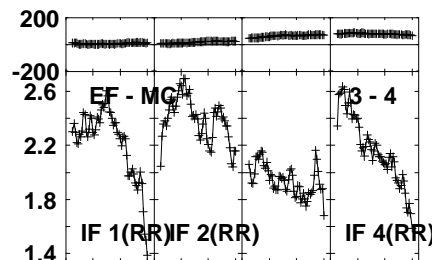
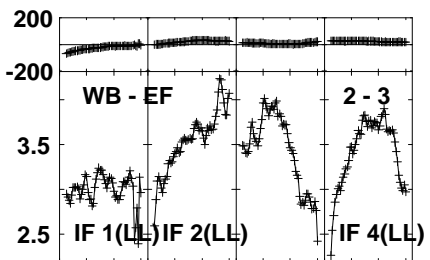
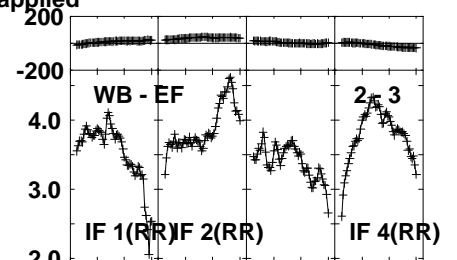

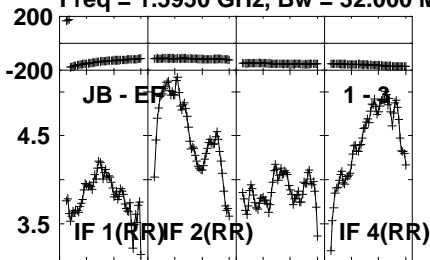
Lower frame: Milli Ampl Jy Top frame: Phas deg
Vector averaged cross-power spectrum Several baselines displayed
Timerange: 00/09:14:33 to 00/09:28:59

Plot file version 55 created 02-MAY-2023 03:19:10

3C66A EV024C 1.UVDATA.1

Freq = 1.5950 GHz, Bw = 32.000 MH

No calibration applied and no bandpass applied



0204060 204060 204060 204060
Channels

0204060 204060 204060 204060
Channels

0204060 204060 204060 204060
Channels

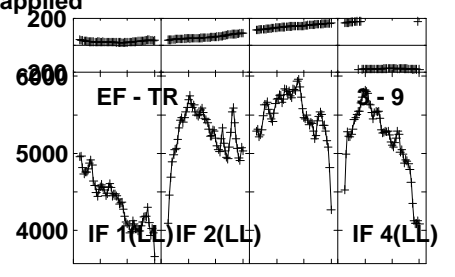
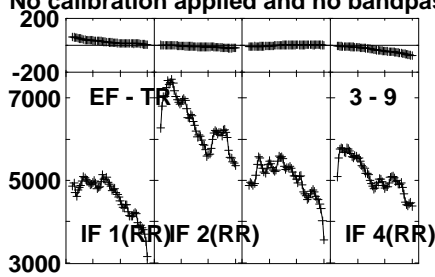
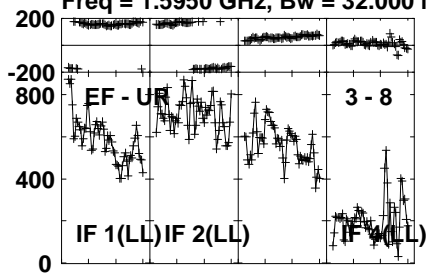
Lower frame: Milli Ampl Jy Top frame: Phas deg
Vector averaged cross-power spectrum Several baselines displayed
Timerange: 00/09:29:33 to 00/09:43:59

Plot file version 56 created 02-MAY-2023 03:19:10

3C66A EV024C 1.UVDATA.1

Freq = 1.5950 GHz, Bw = 32.000 MH

No calibration applied and no bandpass applied

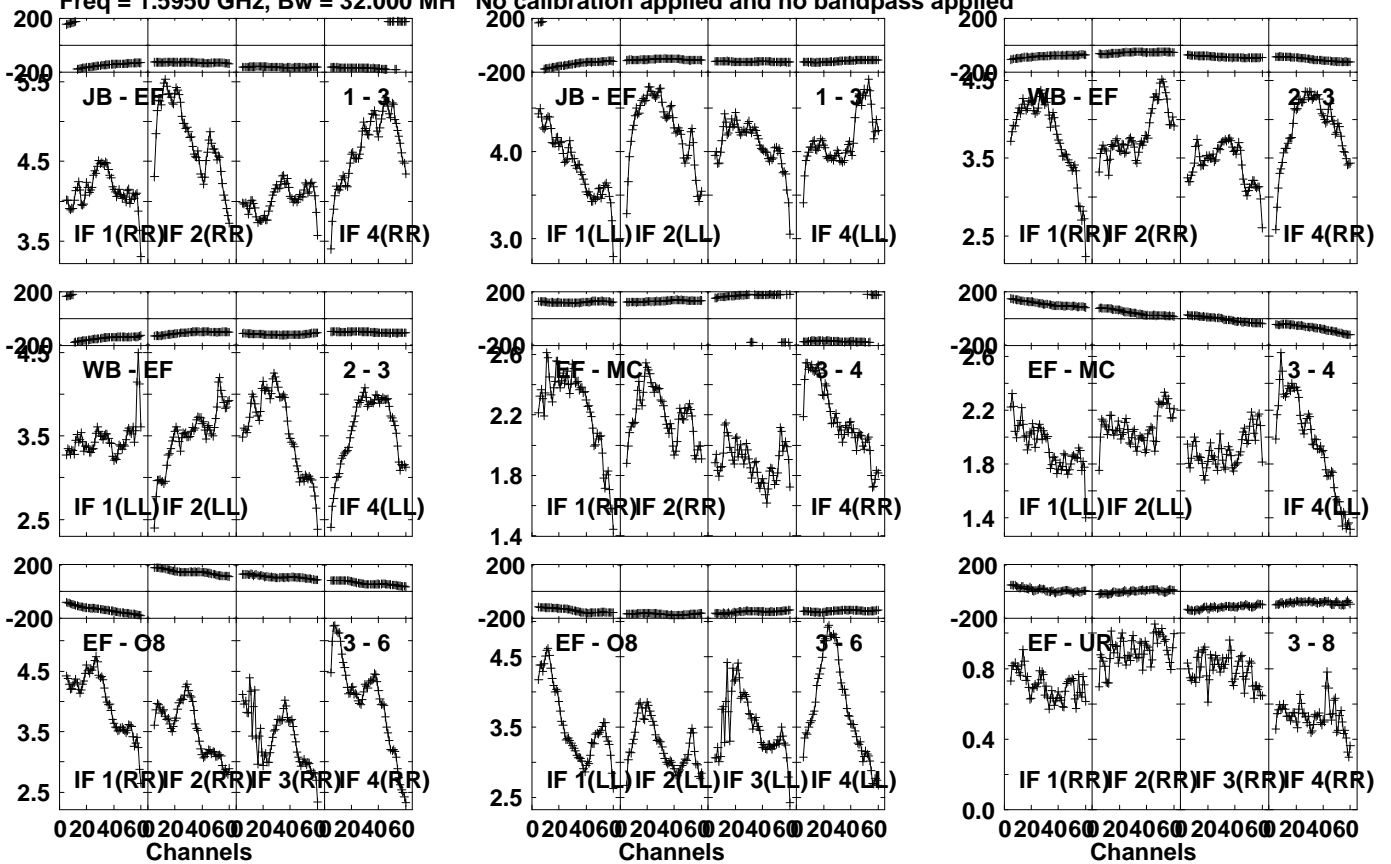


Lower frame: Micro Ampl Jy Top frame: Phas deg
Vector averaged cross-power spectrum Several baselines displayed
Timerange: 00/09:29:33 to 00/09:43:59

Plot file version 57 created 02-MAY-2023 03:19:10

3C66A EV024C 1.UVDATA.1

Freq = 1.5950 GHz, Bw = 32.000 MH No calibration applied and no bandpass applied



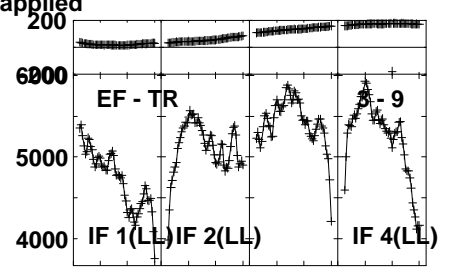
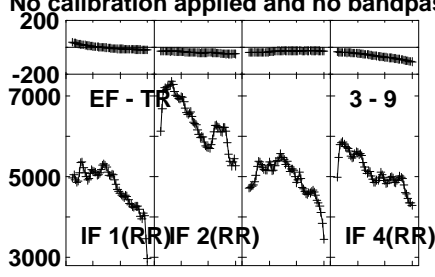
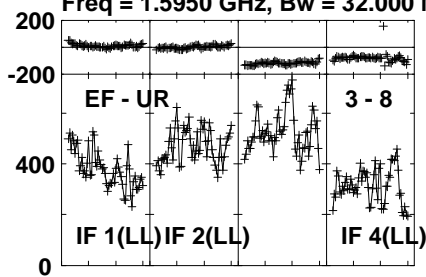
Lower frame: Milli Ampl Jy Top frame: Phas deg
Vector averaged cross-power spectrum Several baselines displayed
Timerange: 00/09:44:33 to 00/09:58:59

Plot file version 58 created 02-MAY-2023 03:19:11

3C66A EV024C 1.UVDATA.1

Freq = 1.5950 GHz, Bw = 32.000 MH

No calibration applied and no bandpass applied

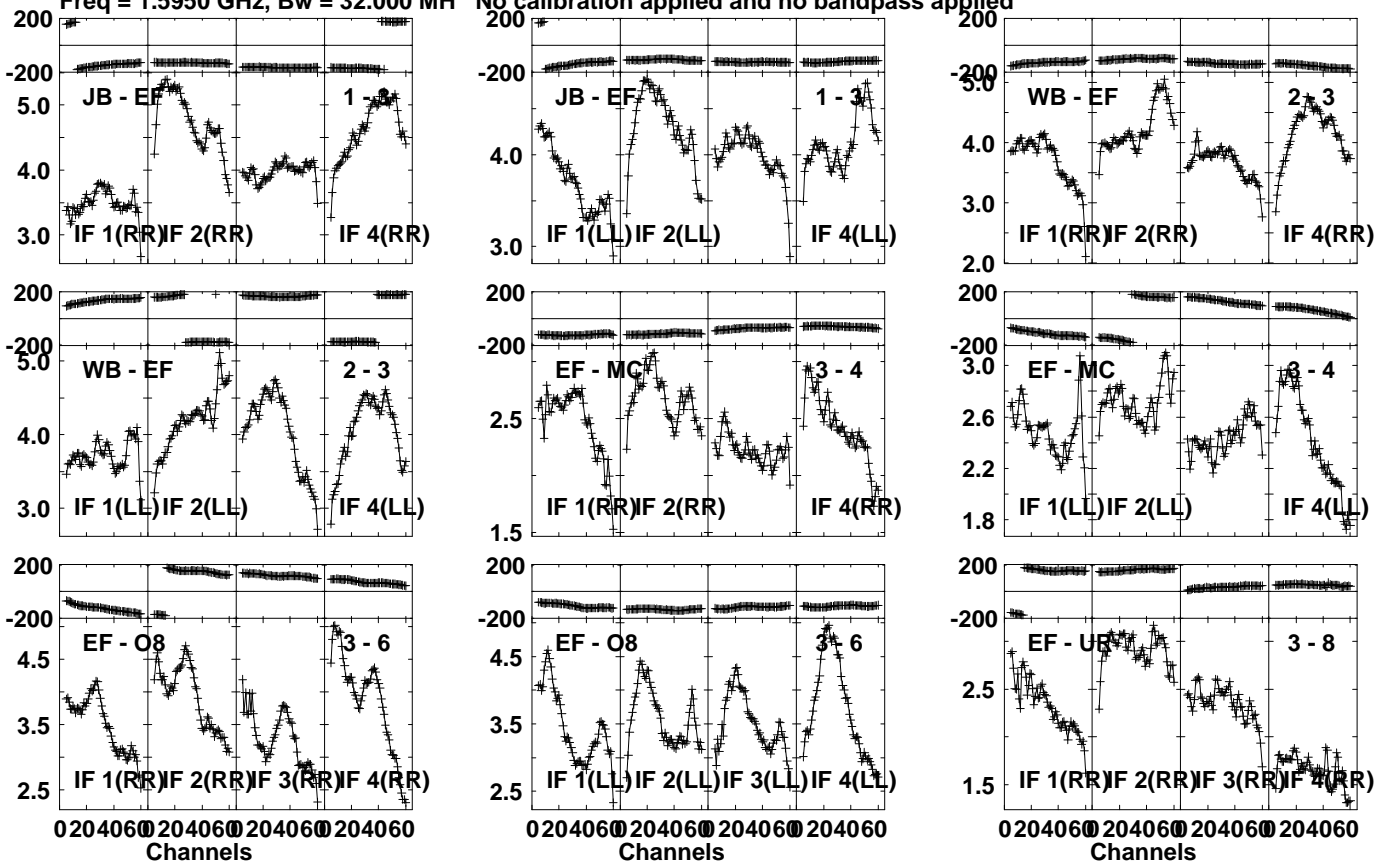


Lower frame: Micro Ampl Jy Top frame: Phas deg
Vector averaged cross-power spectrum Several baselines displayed
Timerange: 00/09:44:33 to 00/09:58:59

Plot file version 59 created 02-MAY-2023 03:19:11

3C66A EV024C 1.UVDATA.1

Freq = 1.5950 GHz, Bw = 32.000 MH No calibration applied and no bandpass applied

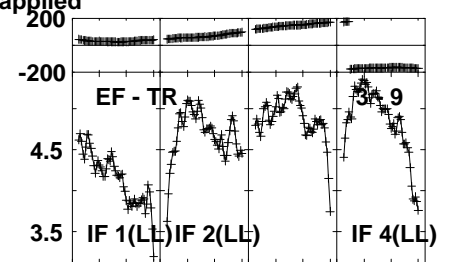
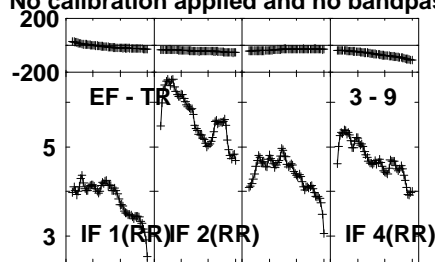
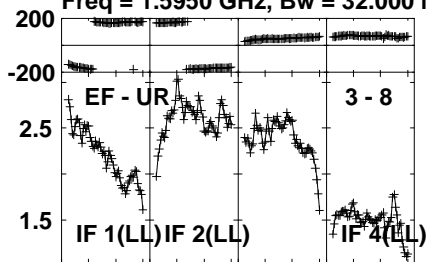


Lower frame: Milli Ampl Jy Top frame: Phas deg
Vector averaged cross-power spectrum Several baselines displayed
Timerange: 00/09:59:33 to 00/10:13:59

Plot file version 60 created 02-MAY-2023 03:19:11

3C66A EV024C 1.UVDATA.1

Freq = 1.5950 GHz, Bw = 32.000 MH No calibration applied and no bandpass applied



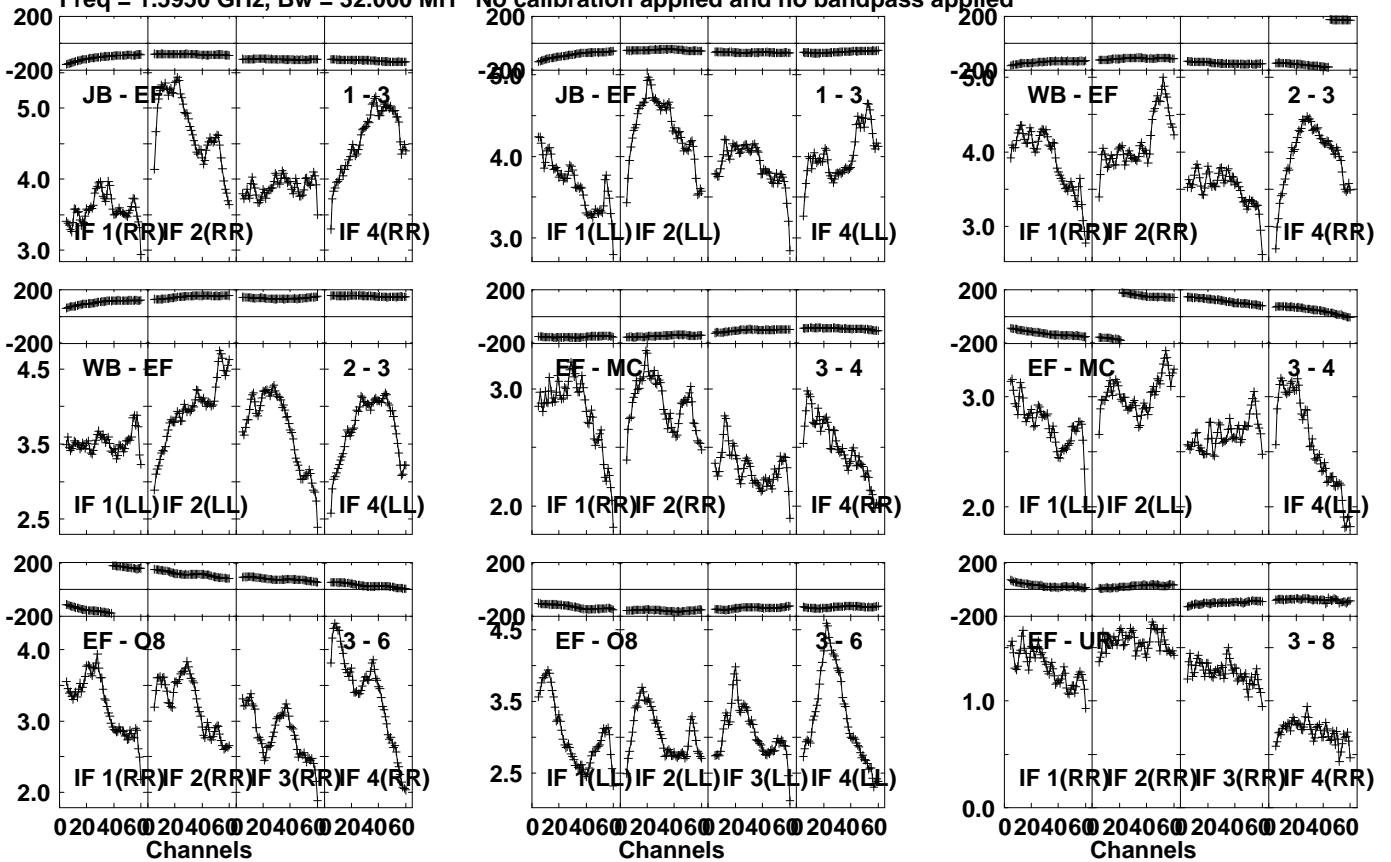
Lower frame: Milli Ampl Jy Top frame: Phas deg
Vector averaged cross-power spectrum Several baselines displayed
Timerange: 00/09:59:33 to 00/10:13:59

Plot file version 61 created 02-MAY-2023 03:19:11

3C66A EV024C 1.UVDATA.1

Freq = 1.5950 GHz, Bw = 32.000 MH

No calibration applied and no bandpass applied

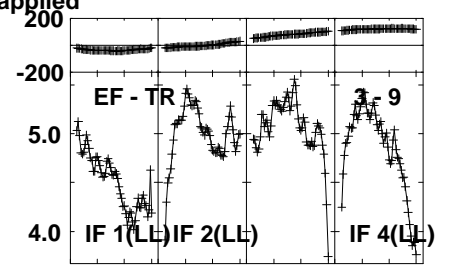
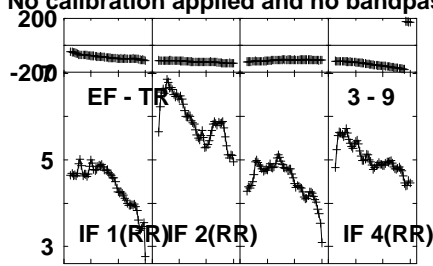
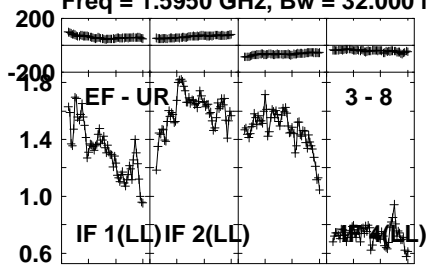


Lower frame: Milli Ampl Jy Top frame: Phas deg
Vector averaged cross-power spectrum Several baselines displayed
Timerange: 00/10:14:33 to 00/10:28:59

Plot file version 62 created 02-MAY-2023 03:19:11

3C66A EV024C 1.UVDATA.1

Freq = 1.5950 GHz, Bw = 32.000 MH No calibration applied and no bandpass applied

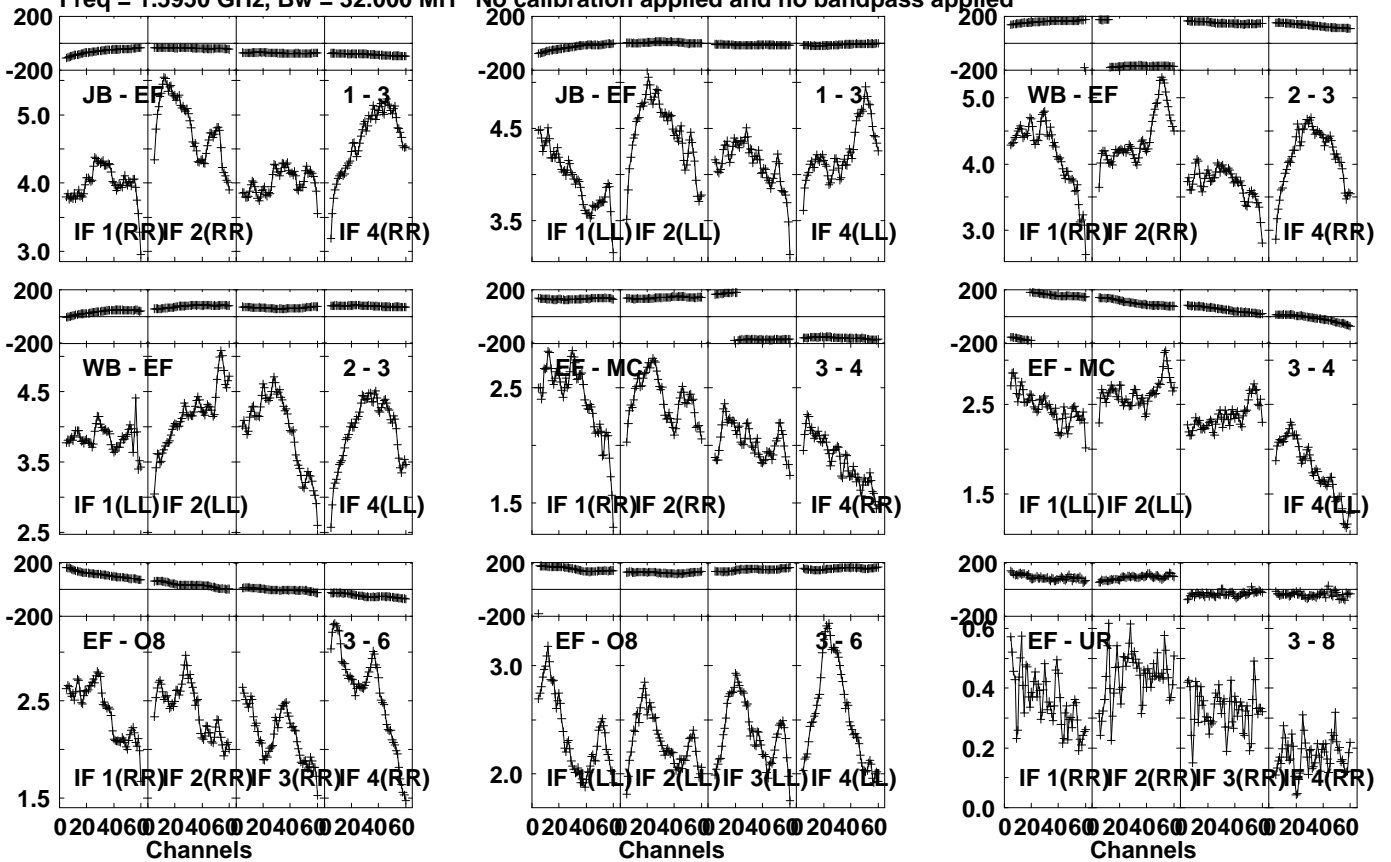


Lower frame: Milli Ampl Jy Top frame: Phas deg
Vector averaged cross-power spectrum Several baselines displayed
Timerange: 00/10:14:33 to 00/10:28:59

Plot file version 63 created 02-MAY-2023 03:19:11

3C66A EV024C 1.UVDATA.1

Freq = 1.5950 GHz, Bw = 32.000 MH No calibration applied and no bandpass applied

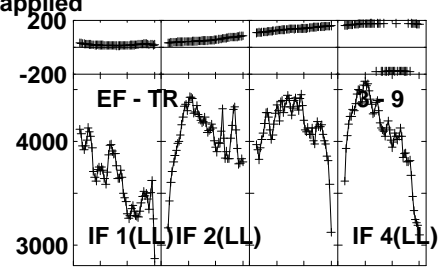
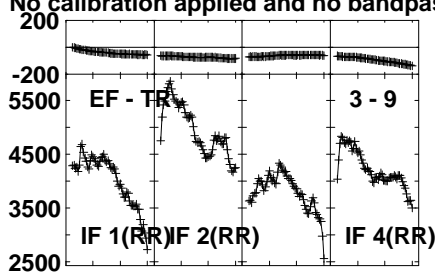
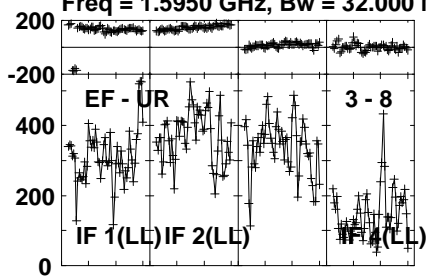


Lower frame: Milli Ampl Jy Top frame: Phas deg
Vector averaged cross-power spectrum Several baselines displayed
Timerange: 00/10:29:33 to 00/10:43:59

Plot file version 64 created 02-MAY-2023 03:19:12

3C66A EV024C 1.UVDATA.1

Freq = 1.5950 GHz, Bw = 32.000 MH No calibration applied and no bandpass applied



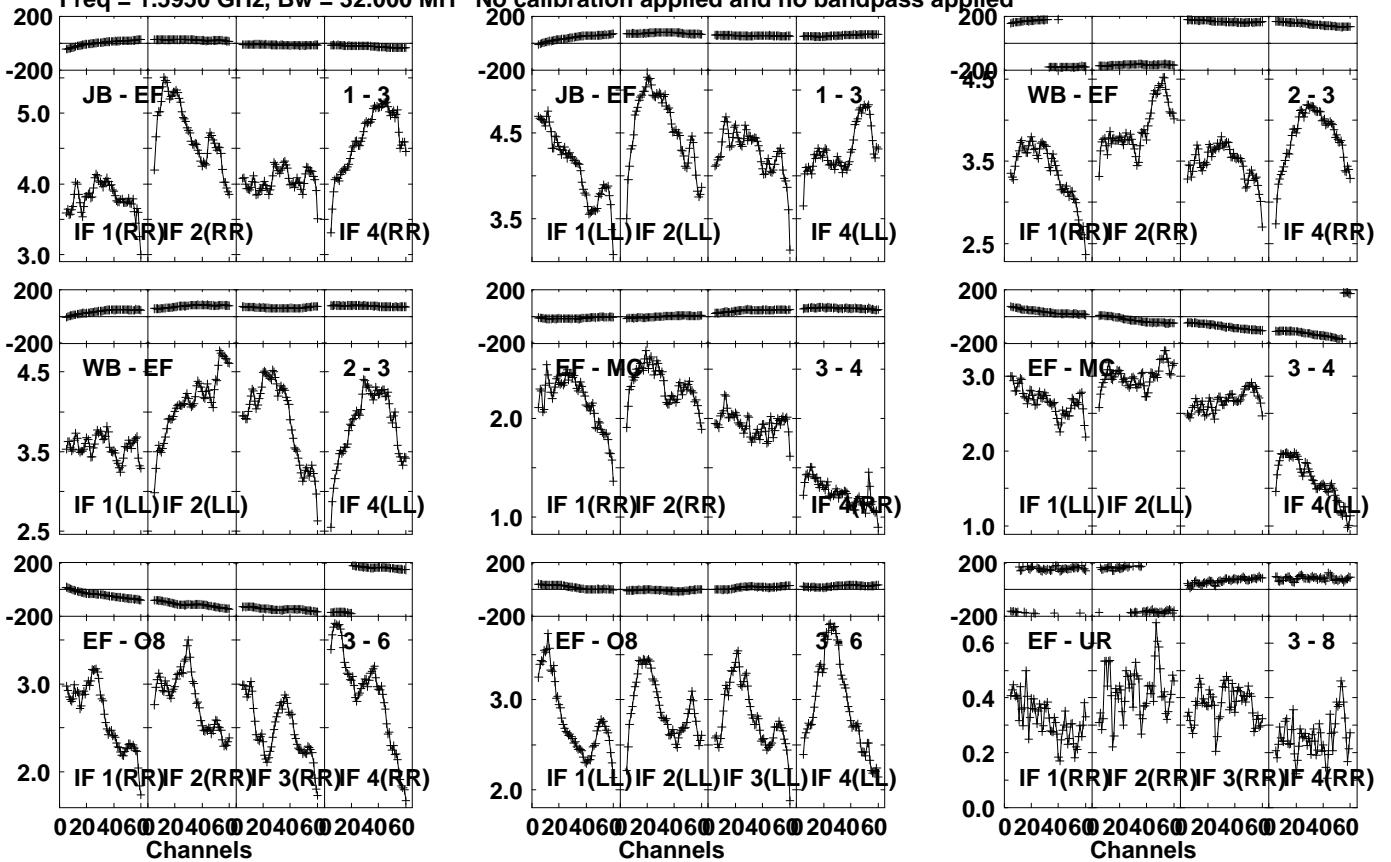
Lower frame: Micro Ampl Jy Top frame: Phas deg
Vector averaged cross-power spectrum Several baselines displayed
Timerange: 00/10:29:33 to 00/10:43:59

Plot file version 65 created 02-MAY-2023 03:19:12

3C66A EV024C 1.UVDATA.1

Freq = 1.5950 GHz, Bw = 32.000 MH

No calibration applied and no bandpass applied

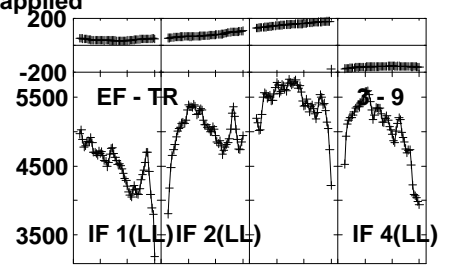
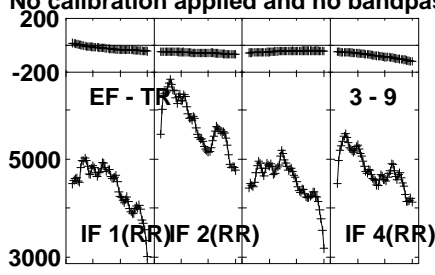
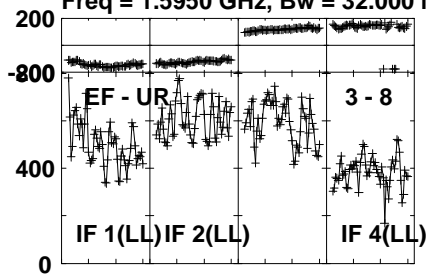


Lower frame: Milli Ampl Jy Top frame: Phas deg
Vector averaged cross-power spectrum Several baselines displayed
Timerange: 00/10:44:33 to 00/10:58:59

Plot file version 66 created 02-MAY-2023 03:19:12

3C66A EV024C 1.UVDATA.1

Freq = 1.5950 GHz, Bw = 32.000 MH No calibration applied and no bandpass applied



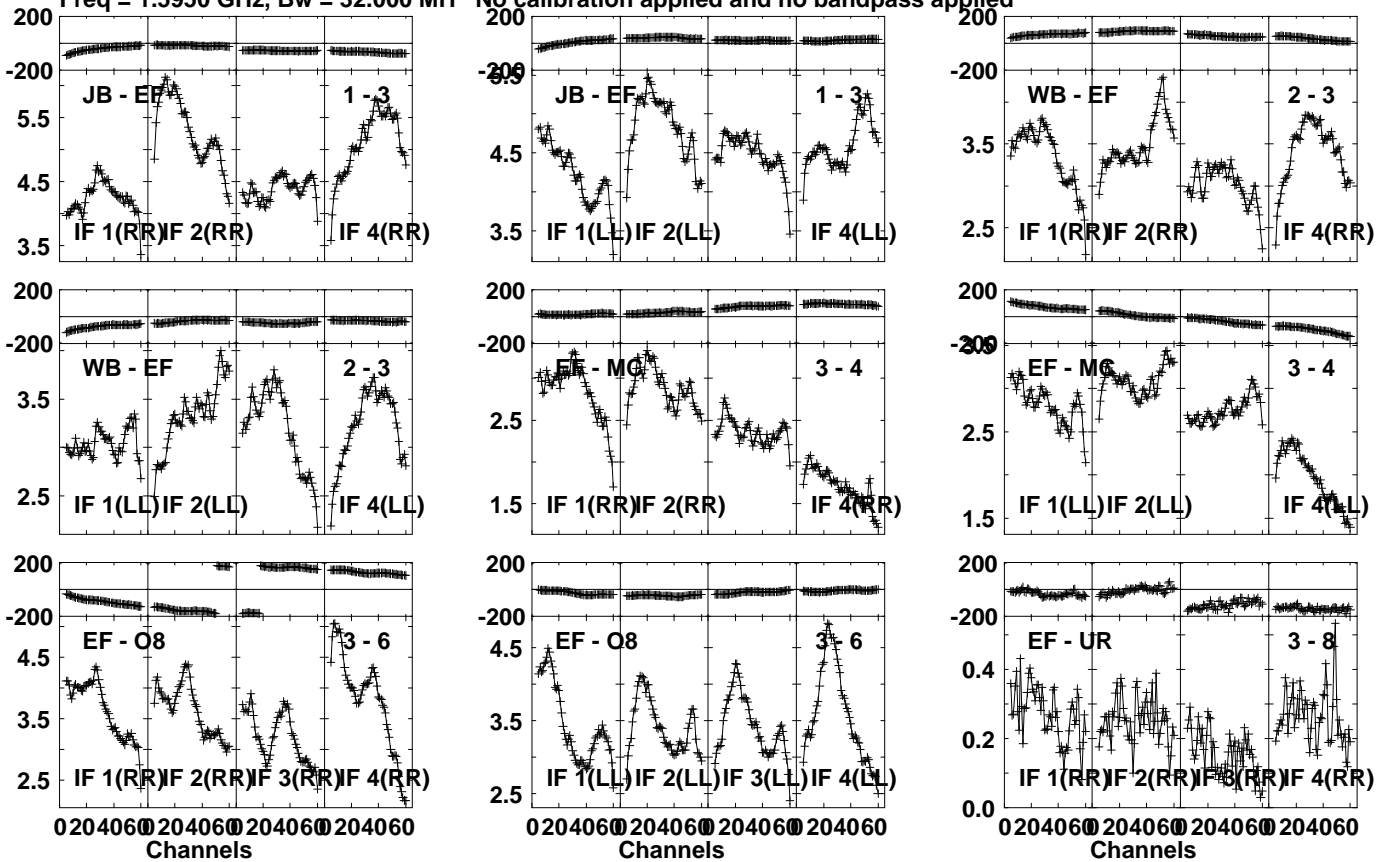
Lower frame: Micro Ampl Jy Top frame: Phas deg
Vector averaged cross-power spectrum Several baselines displayed
Timerange: 00/10:44:33 to 00/10:58:59

Plot file version 67 created 02-MAY-2023 03:19:12

3C66A EV024C 1.UVDATA.1

Freq = 1.5950 GHz, Bw = 32.000 MH

No calibration applied and no bandpass applied

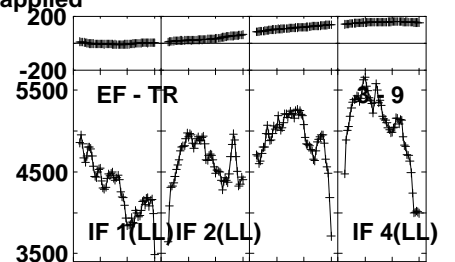
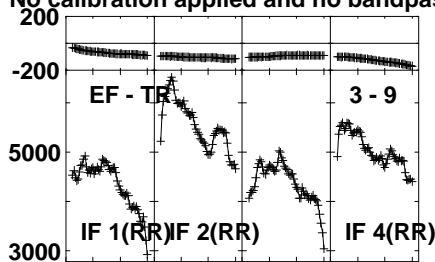
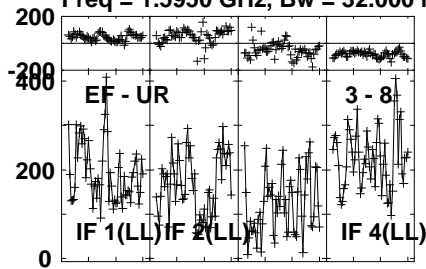


Lower frame: Milli Ampl Jy Top frame: Phas deg
 Vector averaged cross-power spectrum Several baselines displayed
 Timerange: 00/10:59:33 to 00/11:13:59

Plot file version 68 created 02-MAY-2023 03:19:13

3C66A EV024C 1.UVDATA.1

Freq = 1.5950 GHz, Bw = 32.000 MH No calibration applied and no bandpass applied



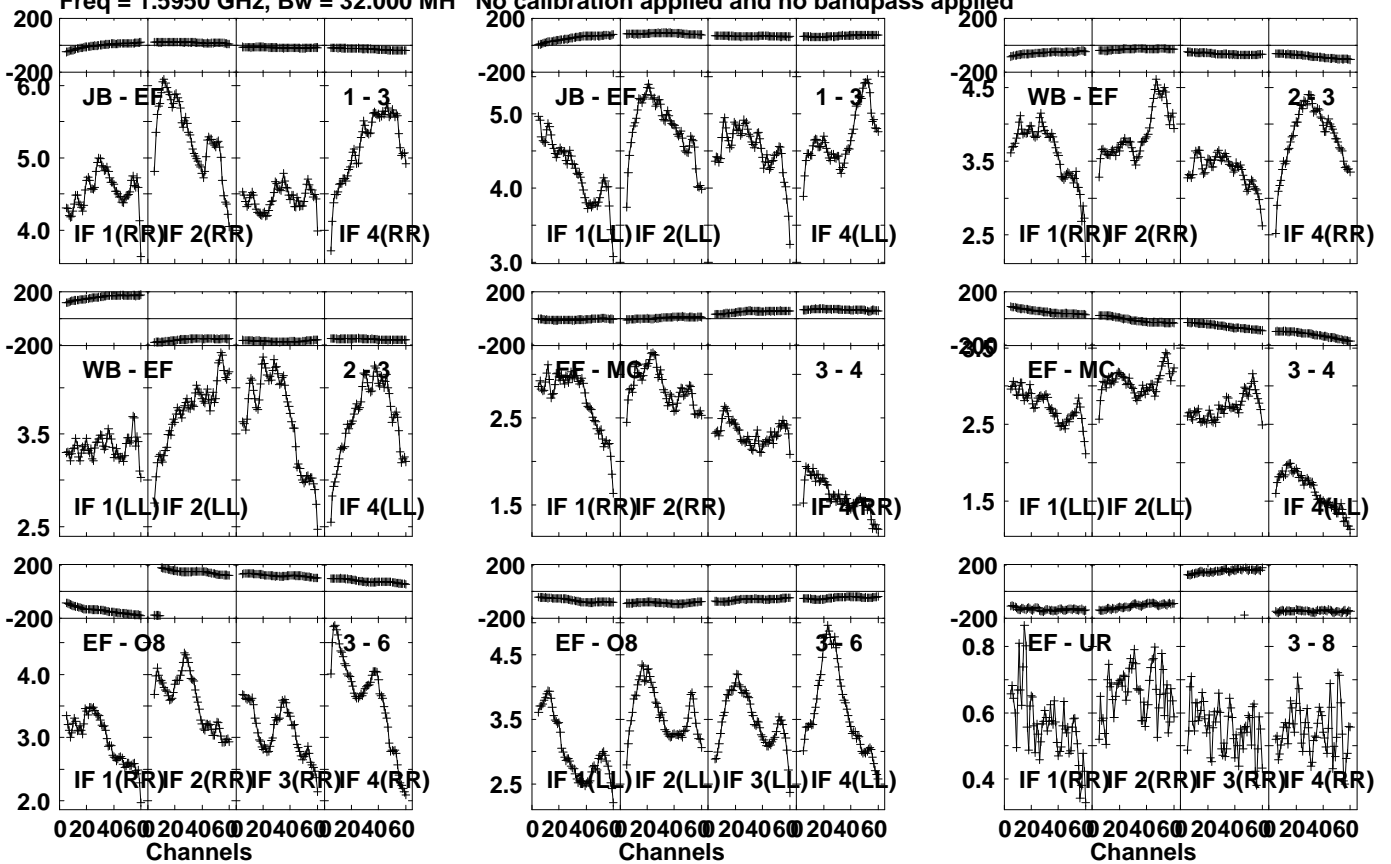
Lower frame: Micro Ampl Jy Top frame: Phas deg
Vector averaged cross-power spectrum Several baselines displayed
Timerange: 00/10:59:33 to 00/11:13:59

Plot file version 69 created 02-MAY-2023 03:19:13

3C66A EV024C 1.UVDATA.1

Freq = 1.5950 GHz, Bw = 32.000 MH

No calibration applied and no bandpass applied

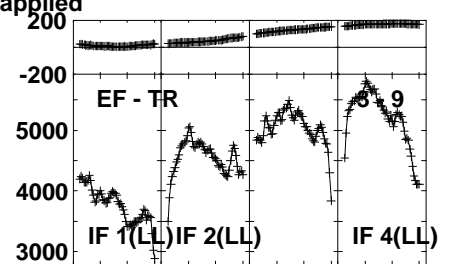
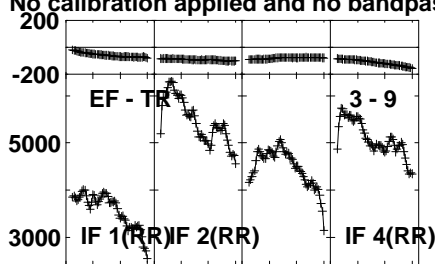
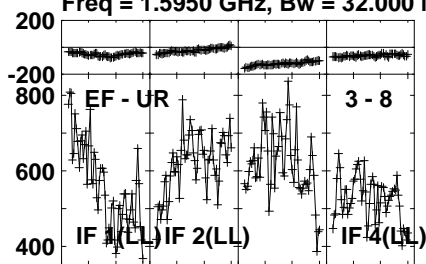


Lower frame: Milli Ampl Jy Top frame: Phas deg
Vector averaged cross-power spectrum Several baselines displayed
Timerange: 00/11:14:33 to 00/11:28:59

Plot file version 70 created 02-MAY-2023 03:19:13

3C66A EV024C 1.UVDATA.1

Freq = 1.5950 GHz, Bw = 32.000 MH No calibration applied and no bandpass applied



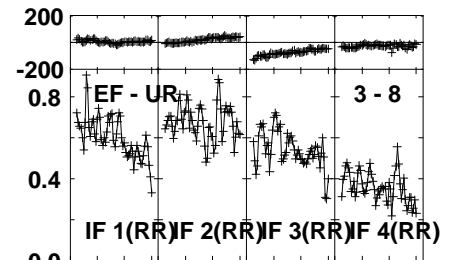
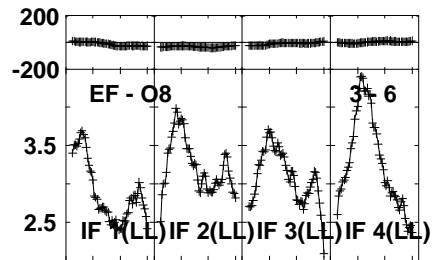
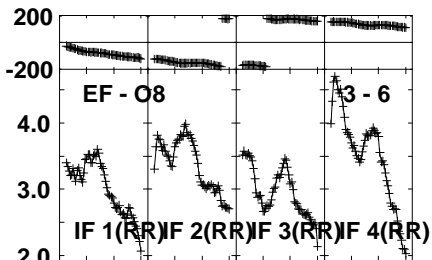
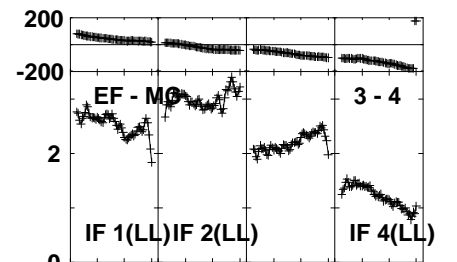
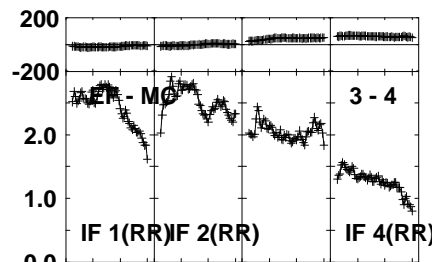
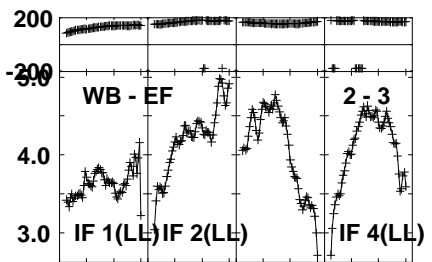
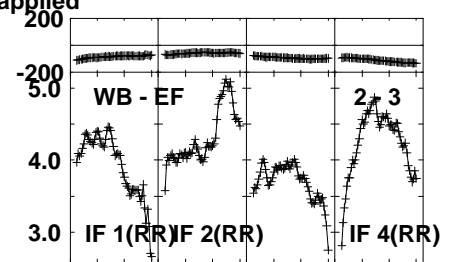
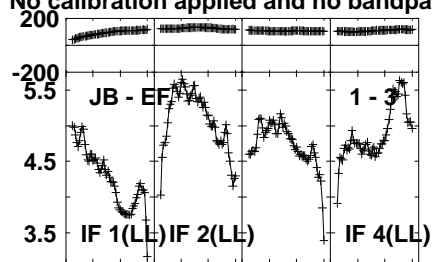
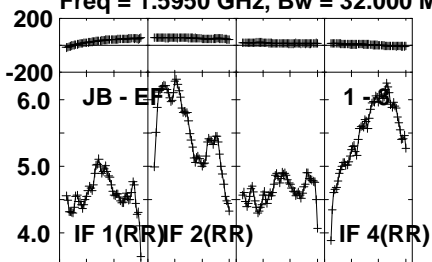
Lower frame: Micro Ampl Jy Top frame: Phas deg
Vector averaged cross-power spectrum Several baselines displayed
Timerange: 00/11:14:33 to 00/11:28:59

Plot file version 71 created 02-MAY-2023 03:19:13

3C66A EV024C 1.UVDATA.1

Freq = 1.5950 GHz, Bw = 32.000 MH

No calibration applied and no bandpass applied



0204060 204060 204060 204060
Channels

0204060 204060 204060 204060
Channels

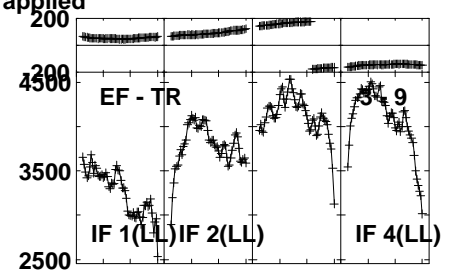
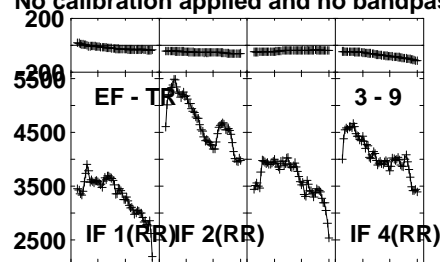
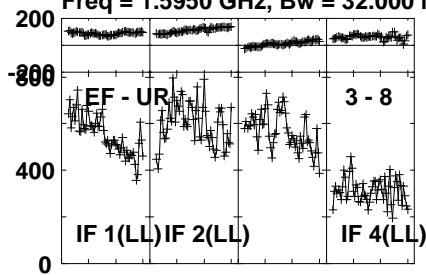
0204060 204060 204060 204060
Channels

Lower frame: Milli Ampl Jy Top frame: Phas deg
Vector averaged cross-power spectrum Several baselines displayed
Timerange: 00/11:29:33 to 00/11:43:59

Plot file version 72 created 02-MAY-2023 03:19:13

3C66A EV024C 1.UVDATA.1

Freq = 1.5950 GHz, Bw = 32.000 MH No calibration applied and no bandpass applied



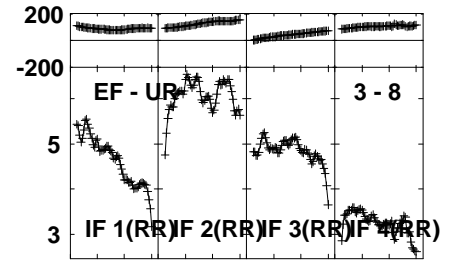
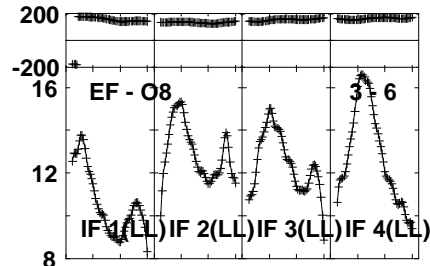
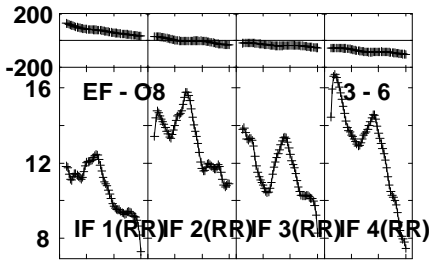
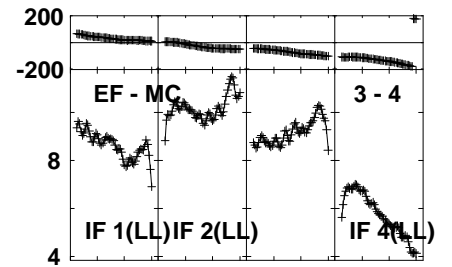
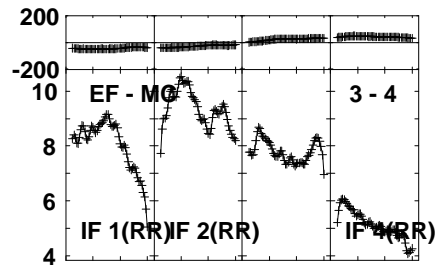
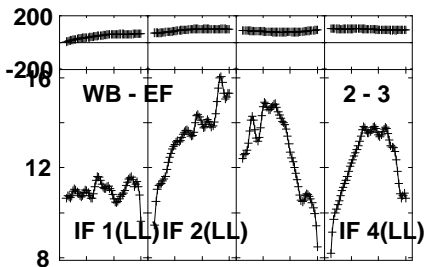
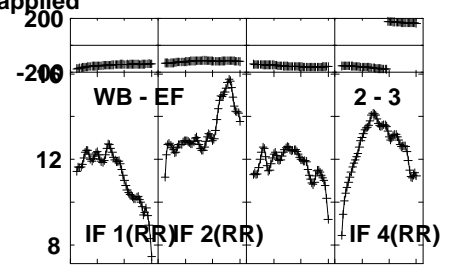
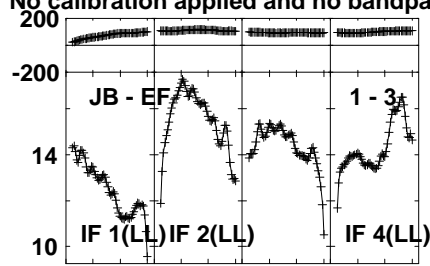
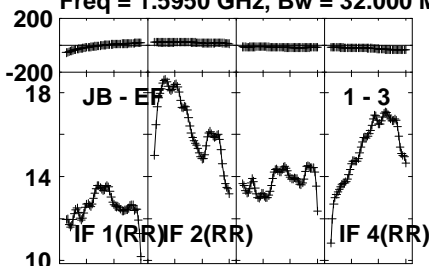
Lower frame: Micro Ampl Jy Top frame: Phas deg
Vector averaged cross-power spectrum Several baselines displayed
Timerange: 00/11:29:33 to 00/11:43:59

Plot file version 73 created 02-MAY-2023 03:19:13

0133+476 EV024C 1.UVDATA.1

Freq = 1.5950 GHz, Bw = 32.000 MH

No calibration applied and no bandpass applied



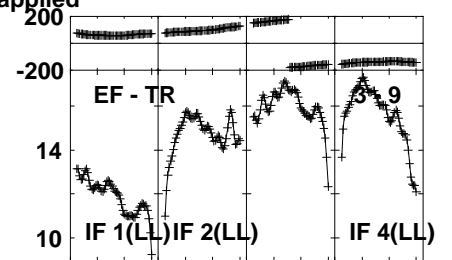
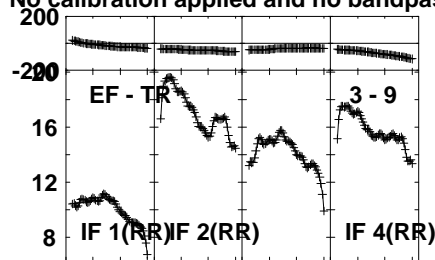
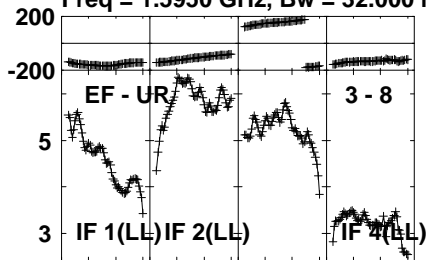
Lower frame: Milli Ampl Jy Top frame: Phas deg
Vector averaged cross-power spectrum Several baselines displayed
Timerange: 00/11:47:01 to 00/11:51:59

Plot file version 74 created 02-MAY-2023 03:19:13

0133+476 EV024C 1.UVDATA.1

Freq = 1.5950 GHz, Bw = 32.000 MH

No calibration applied and no bandpass applied



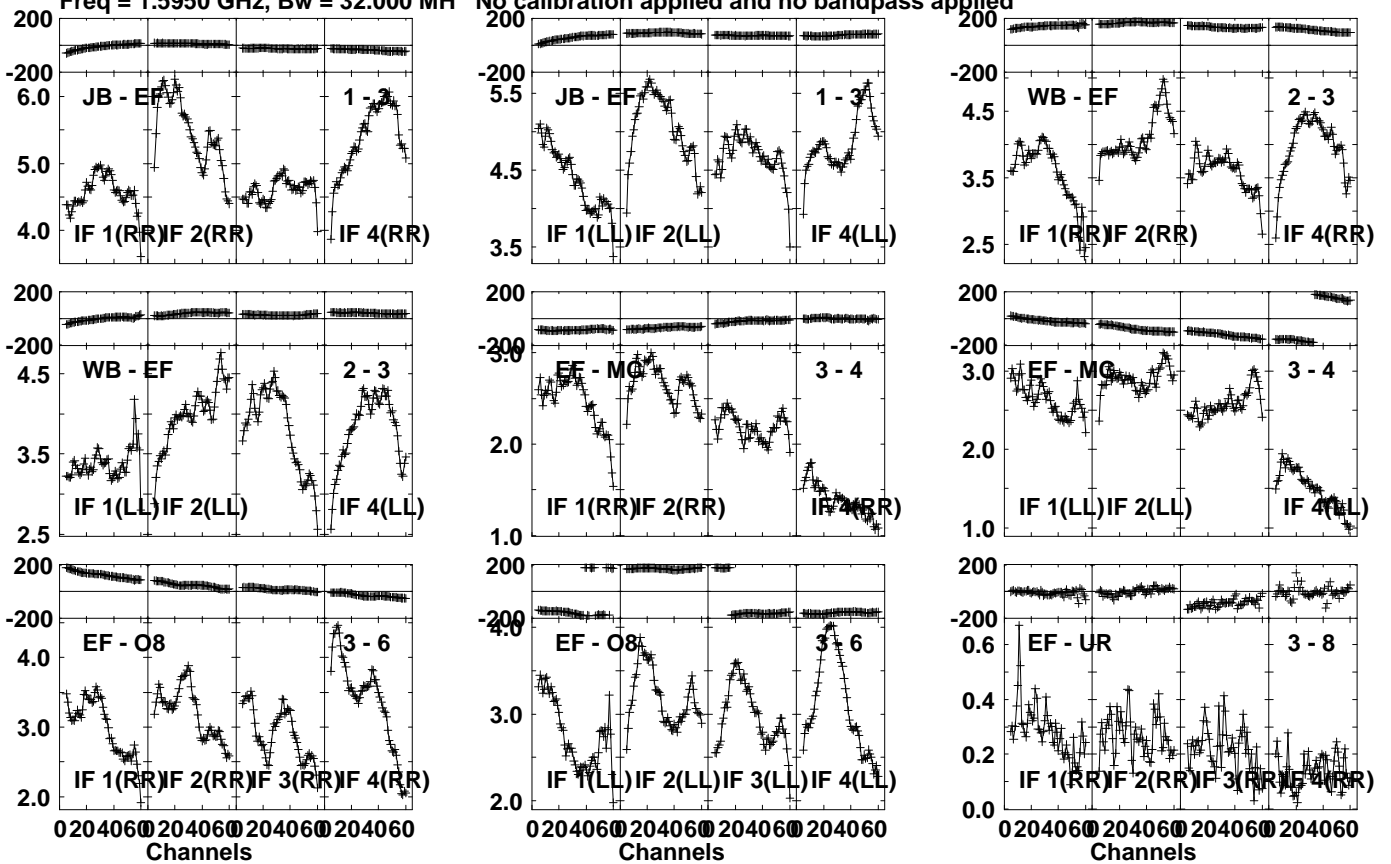
Lower frame: Milli Ampl Jy Top frame: Phas deg
Vector averaged cross-power spectrum Several baselines displayed
Timerange: 00/11:47:01 to 00/11:51:59

Plot file version 75 created 02-MAY-2023 03:19:13

3C66A EV024C 1.UVDATA.1

Freq = 1.5950 GHz, Bw = 32.000 MH

No calibration applied and no bandpass applied

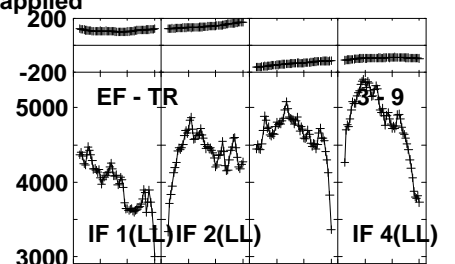
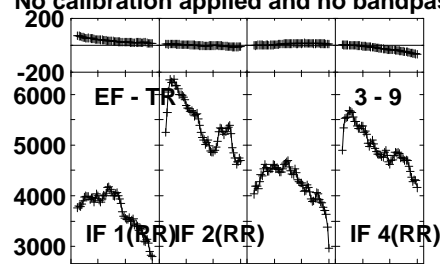
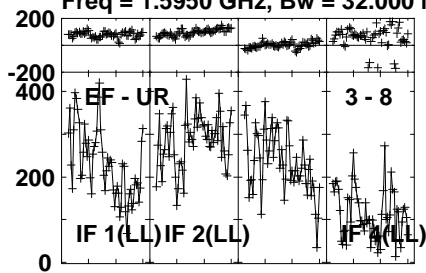


Lower frame: Milli Ampl Jy Top frame: Phas deg
Vector averaged cross-power spectrum Several baselines displayed
Timerange: 00/11:55:03 to 00/12:07:59

Plot file version 76 created 02-MAY-2023 03:19:14

3C66A EV024C 1.UVDATA.1

Freq = 1.5950 GHz, Bw = 32.000 MH No calibration applied and no bandpass applied

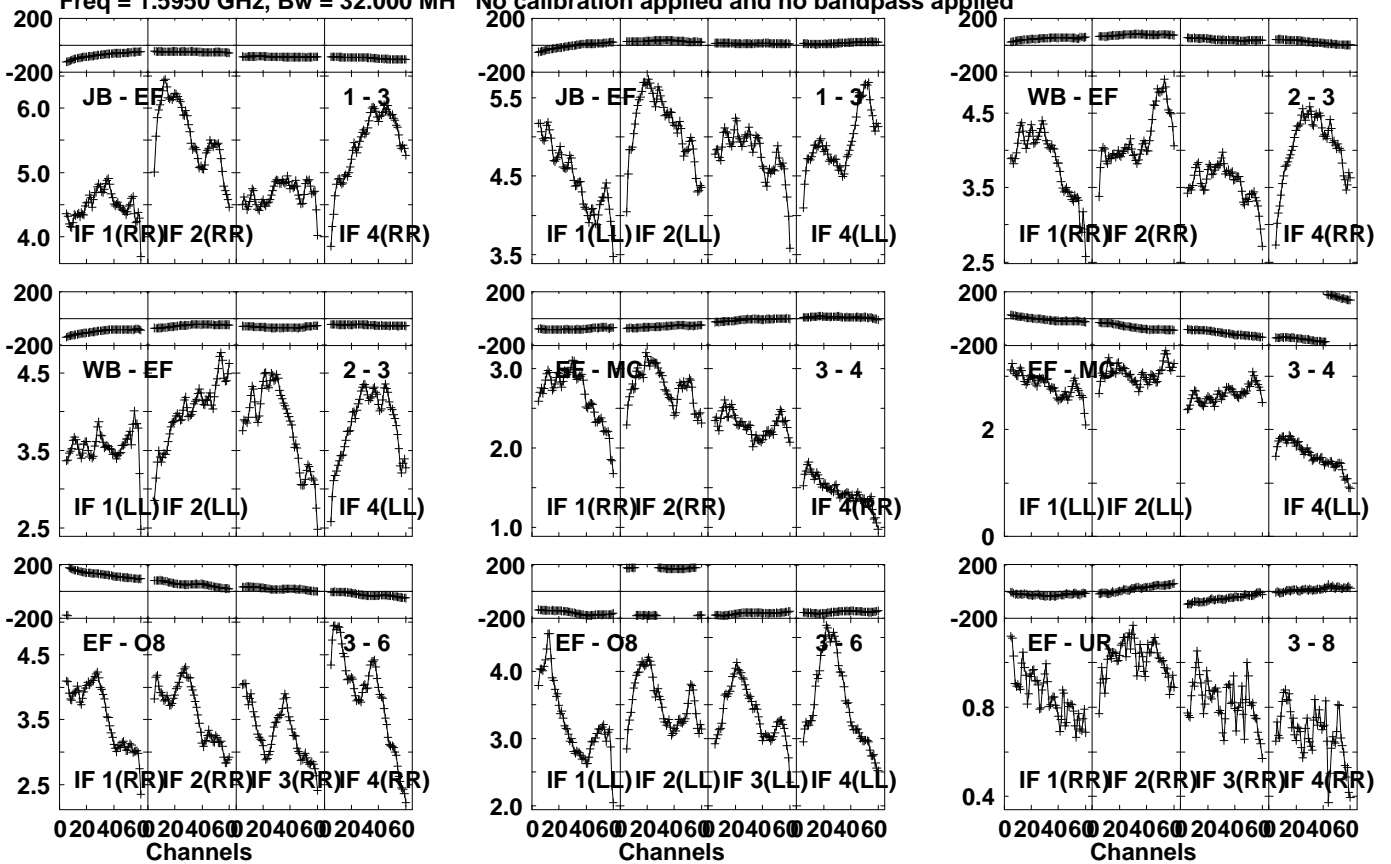


Lower frame: Micro Ampl Jy Top frame: Phas deg
Vector averaged cross-power spectrum Several baselines displayed
Timerange: 00/11:55:03 to 00/12:07:59

Plot file version 77 created 02-MAY-2023 03:19:14

3C66A EV024C 1.UVDATA.1

Freq = 1.5950 GHz, Bw = 32.000 MH No calibration applied and no bandpass applied

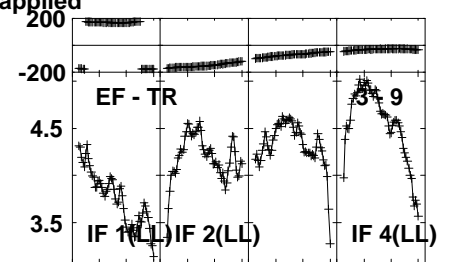
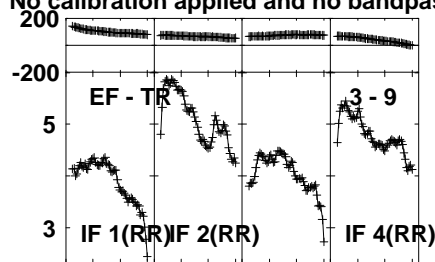
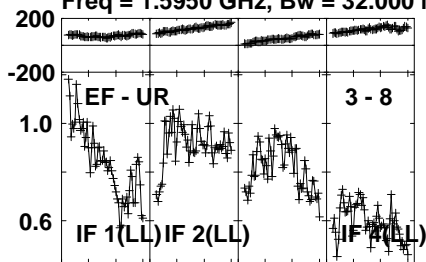


Lower frame: Milli Ampl Jy Top frame: Phas deg
 Vector averaged cross-power spectrum Several baselines displayed
 Timerange: 00/12:08:33 to 00/12:22:59

Plot file version 78 created 02-MAY-2023 03:19:14

3C66A EV024C 1.UVDATA.1

Freq = 1.5950 GHz, Bw = 32.000 MH No calibration applied and no bandpass applied



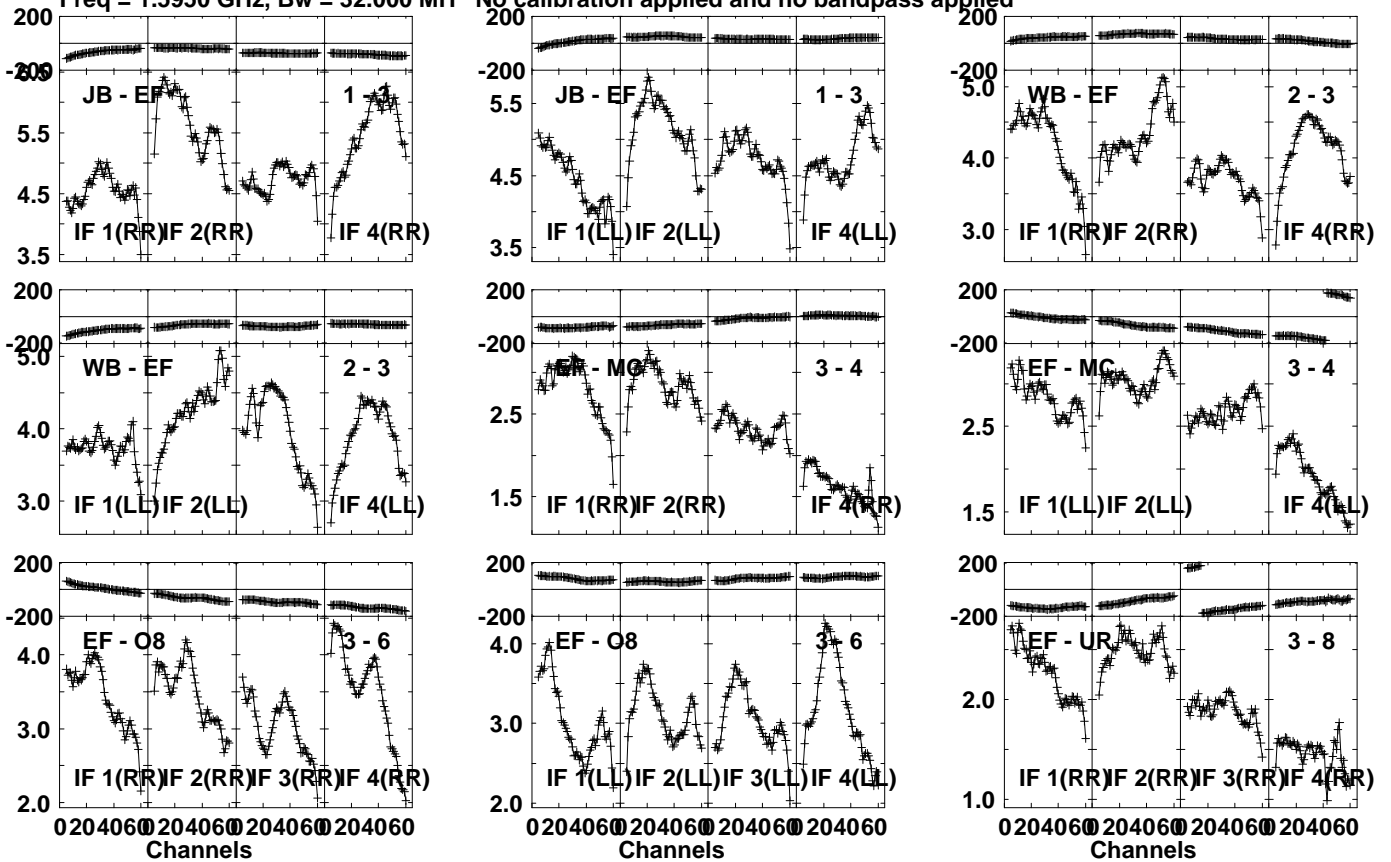
Lower frame: Milli Ampl Jy Top frame: Phas deg
Vector averaged cross-power spectrum Several baselines displayed
Timerange: 00/12:08:33 to 00/12:22:59

Plot file version 79 created 02-MAY-2023 03:19:14

3C66A EV024C 1.UVDATA.1

Freq = 1.5950 GHz, Bw = 32.000 MH

No calibration applied and no bandpass applied

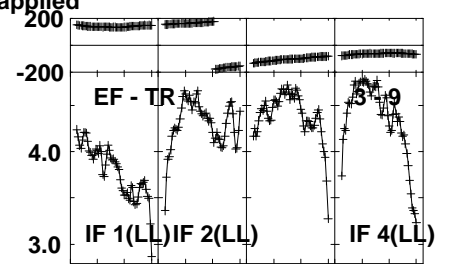
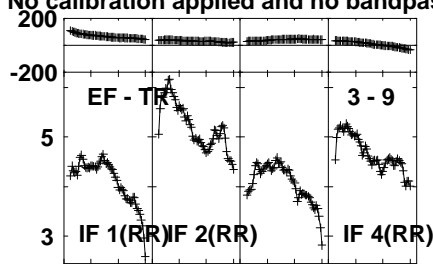
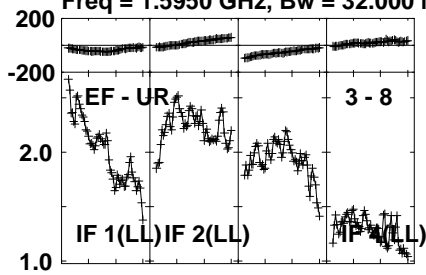


Lower frame: Milli Ampl Jy Top frame: Phas deg
 Vector averaged cross-power spectrum Several baselines displayed
 Timerange: 00/12:23:33 to 00/12:37:59

Plot file version 80 created 02-MAY-2023 03:19:14

3C66A EV024C 1.UVDATA.1

Freq = 1.5950 GHz, Bw = 32.000 MH No calibration applied and no bandpass applied



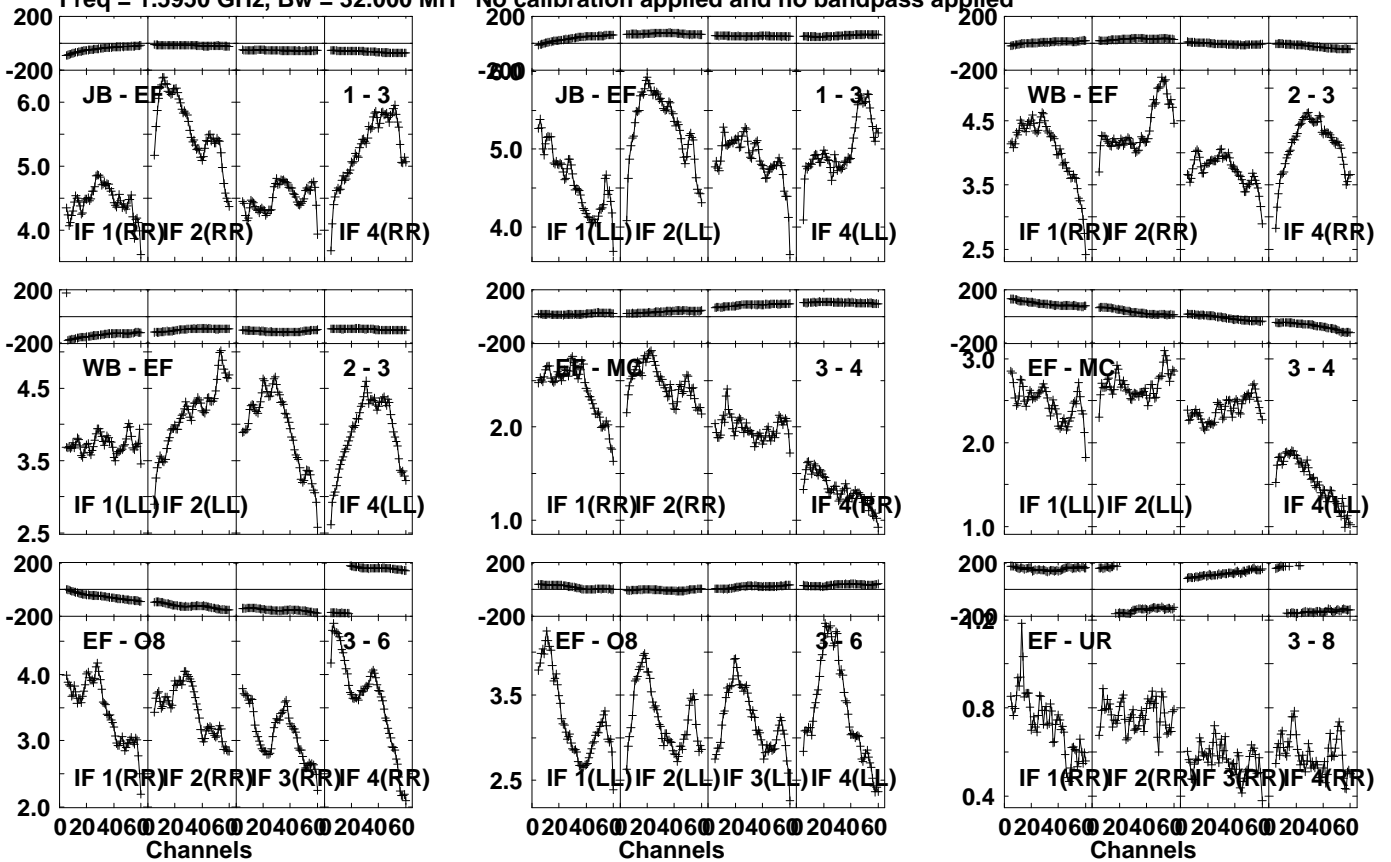
Lower frame: Milli Ampl Jy Top frame: Phas deg
Vector averaged cross-power spectrum Several baselines displayed
Timerange: 00/12:23:33 to 00/12:37:59

Plot file version 81 created 02-MAY-2023 03:19:15

3C66A EV024C 1.UVDATA.1

Freq = 1.5950 GHz, Bw = 32.000 MH

No calibration applied and no bandpass applied



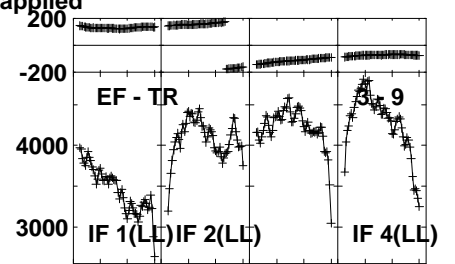
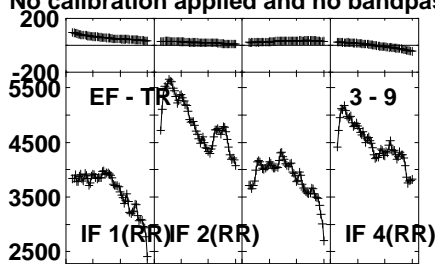
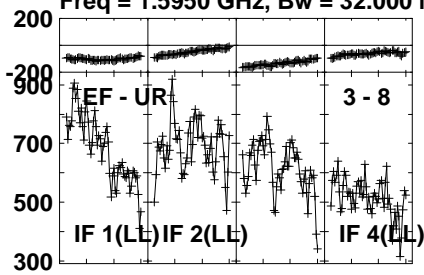
Lower frame: Milli Ampl Jy Top frame: Phas deg
Vector averaged cross-power spectrum Several baselines displayed
Timerange: 00/12:38:33 to 00/12:52:59

Plot file version 82 created 02-MAY-2023 03:19:15

3C66A EV024C 1.UVDATA.1

Freq = 1.5950 GHz, Bw = 32.000 MH

No calibration applied and no bandpass applied



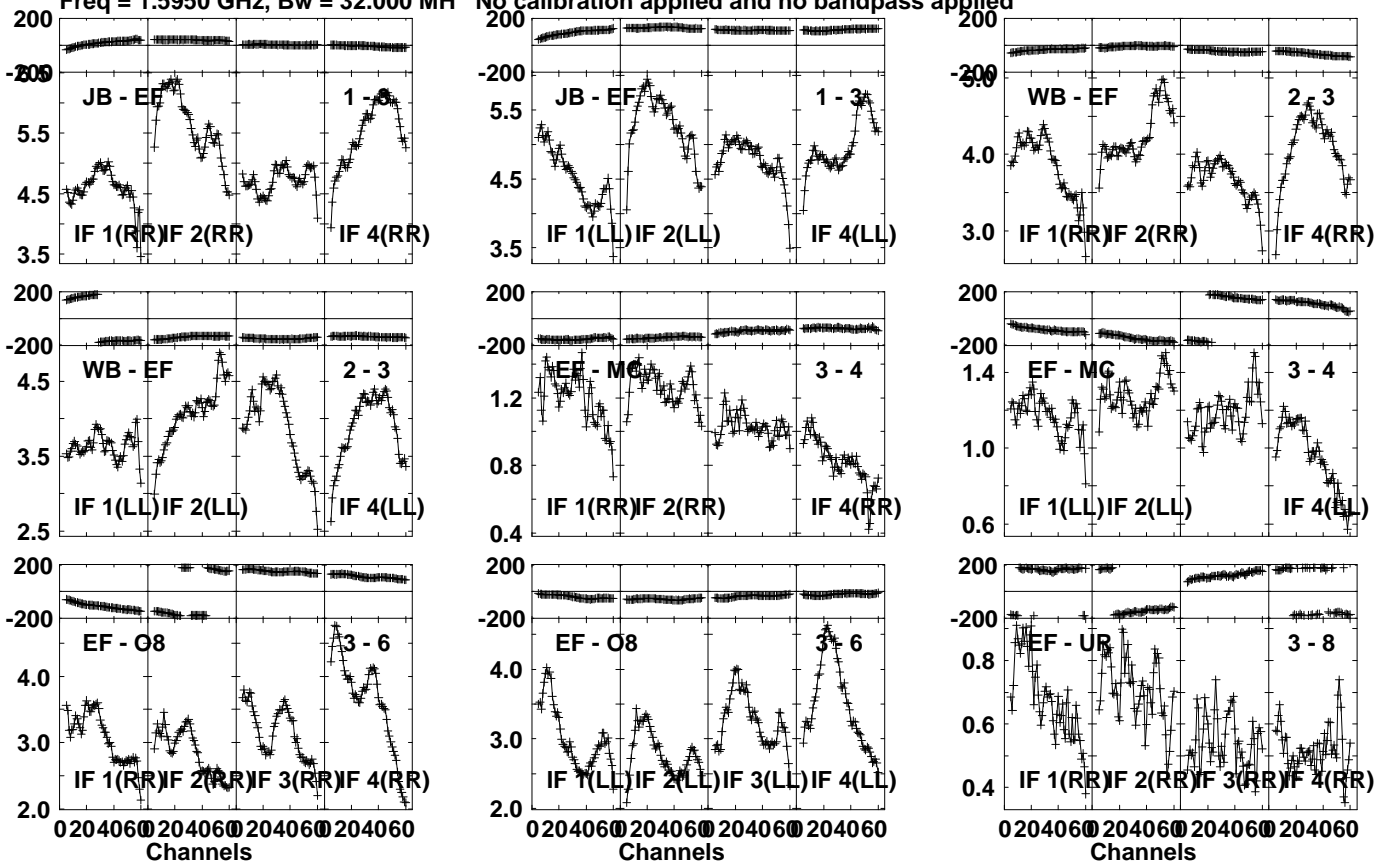
Lower frame: Micro Ampl Jy Top frame: Phas deg
Vector averaged cross-power spectrum Several baselines displayed
Timerange: 00/12:38:33 to 00/12:52:59

Plot file version 83 created 02-MAY-2023 03:19:15

3C66A EV024C 1.UVDATA.1

Freq = 1.5950 GHz, Bw = 32.000 MH

No calibration applied and no bandpass applied



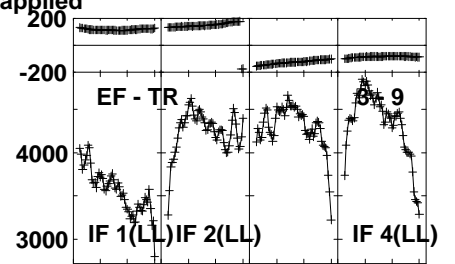
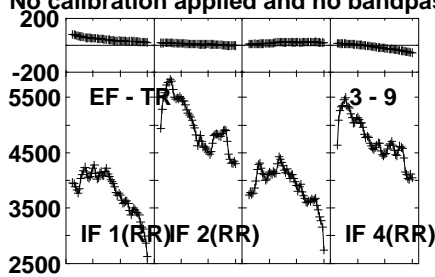
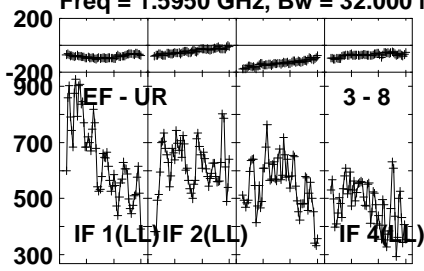
Lower frame: Milli Ampl Jy Top frame: Phas deg
Vector averaged cross-power spectrum Several baselines displayed
Timerange: 00:12:53:33 to 00:13:07:59

Plot file version 84 created 02-MAY-2023 03:19:15

3C66A EV024C 1.UVDATA.1

Freq = 1.5950 GHz, Bw = 32.000 MH

No calibration applied and no bandpass applied



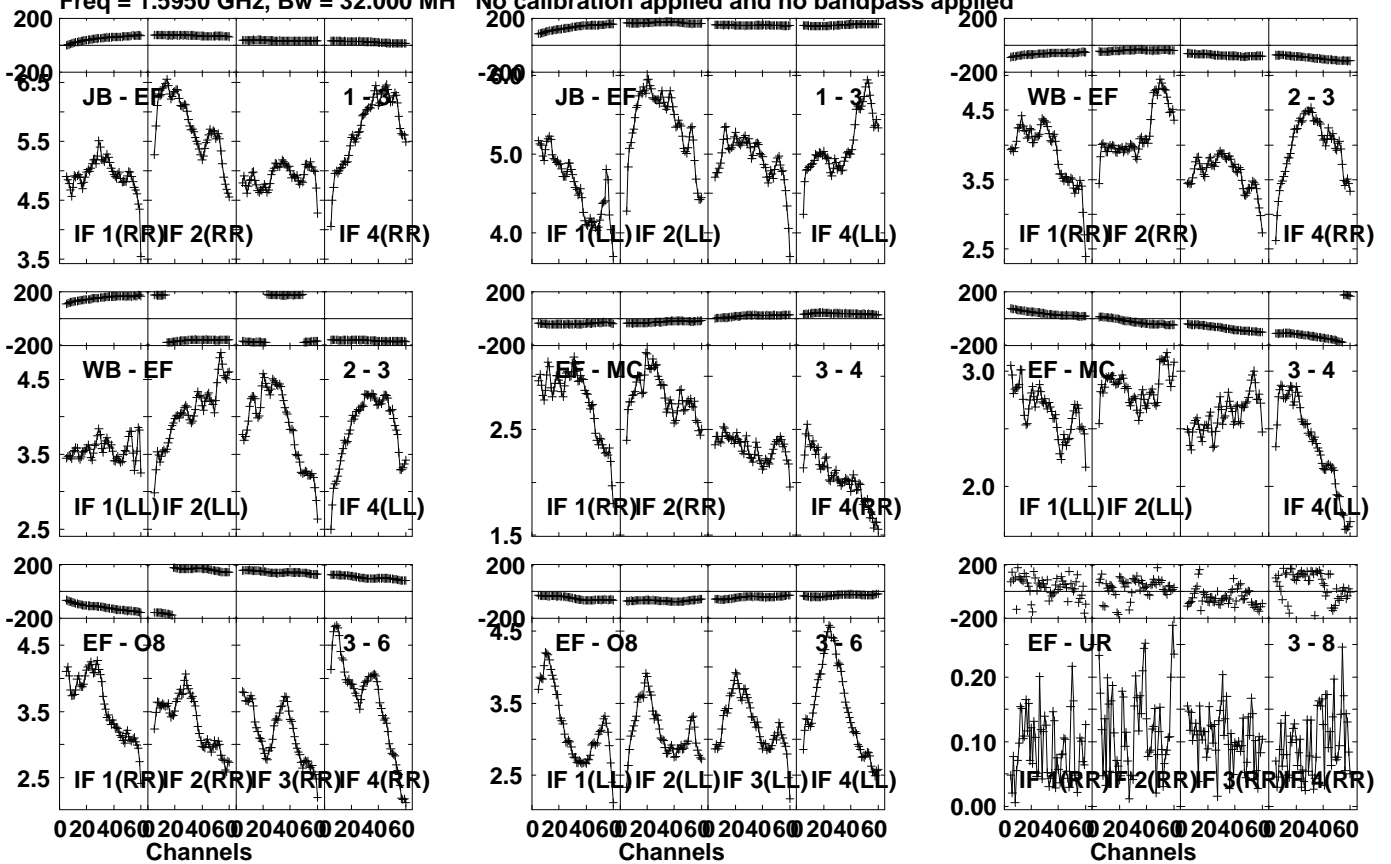
Lower frame: Micro Ampl Jy Top frame: Phas deg
Vector averaged cross-power spectrum Several baselines displayed
Timerange: 00/12:53:33 to 00/13:07:59

Plot file version 85 created 02-MAY-2023 03:19:15

3C66A EV024C 1.UVDATA.1

Freq = 1.5950 GHz, Bw = 32.000 MH

No calibration applied and no bandpass applied

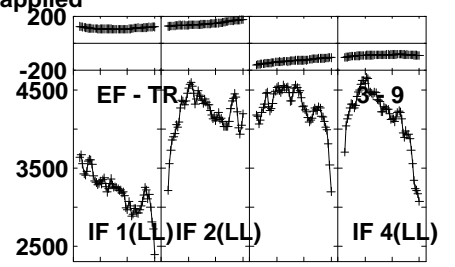
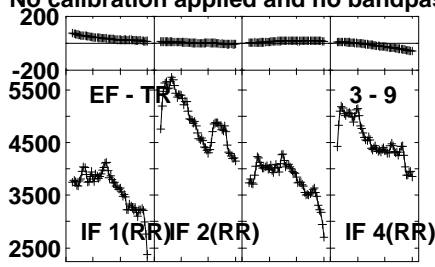
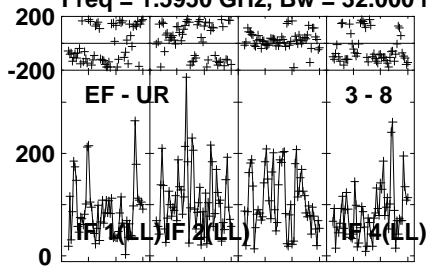


Lower frame: Milli Ampl Jy Top frame: Phas deg
Vector averaged cross-power spectrum Several baselines displayed
Timerange: 00/13:08:33 to 00/13:22:59

Plot file version 86 created 02-MAY-2023 03:19:16

3C66A EV024C 1.UVDATA.1

Freq = 1.5950 GHz, Bw = 32.000 MH No calibration applied and no bandpass applied



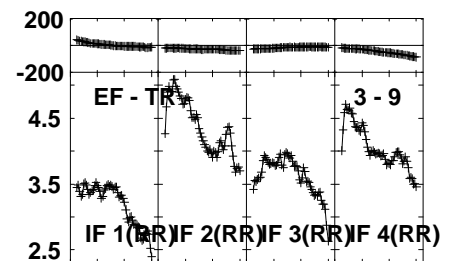
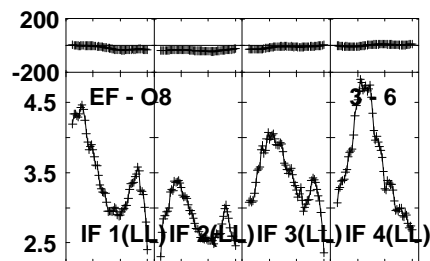
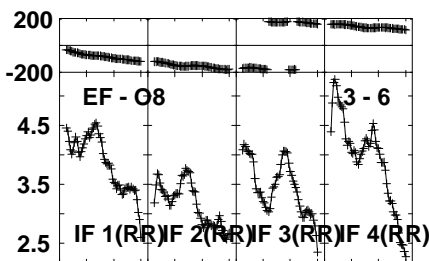
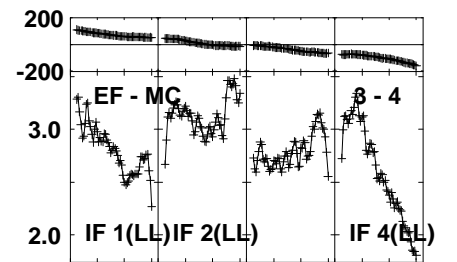
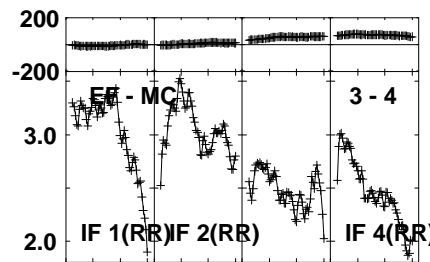
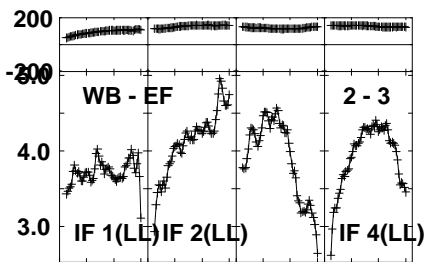
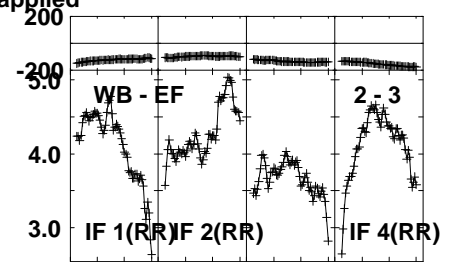
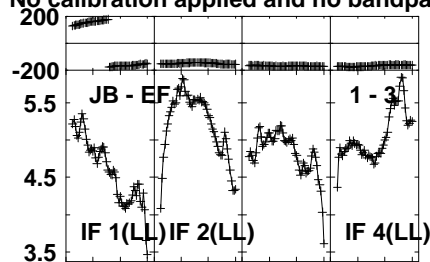
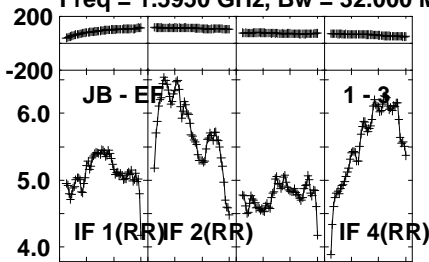
Lower frame: Micro Ampl Jy Top frame: Phas deg
Vector averaged cross-power spectrum Several baselines displayed
Timerange: 00/13:08:33 to 00/13:22:59

Plot file version 87 created 02-MAY-2023 03:19:16

3C66A EV024C 1.UVDATA.1

Freq = 1.5950 GHz, Bw = 32.000 MH

No calibration applied and no bandpass applied



0204060 204060 204060 204060
Channels

0204060 204060 204060 204060
Channels

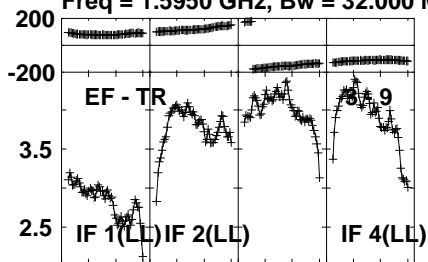
0204060 204060 204060 204060
Channels

Lower frame: Milli Ampl Jy Top frame: Phas deg
Vector averaged cross-power spectrum Several baselines displayed
Timerange: 00/13:23:31 to 00/13:37:59

Plot file version 88 created 02-MAY-2023 03:19:16

3C66A EV024C 1.UVDATA.1

Freq = 1.5950 GHz, Bw = 32.000 MH No calibration applied and no bandpass applied



Lower frame: Milli Ampl Jy Top frame: Phas deg

Vector averaged cross-power spectrum Several baselines displayed

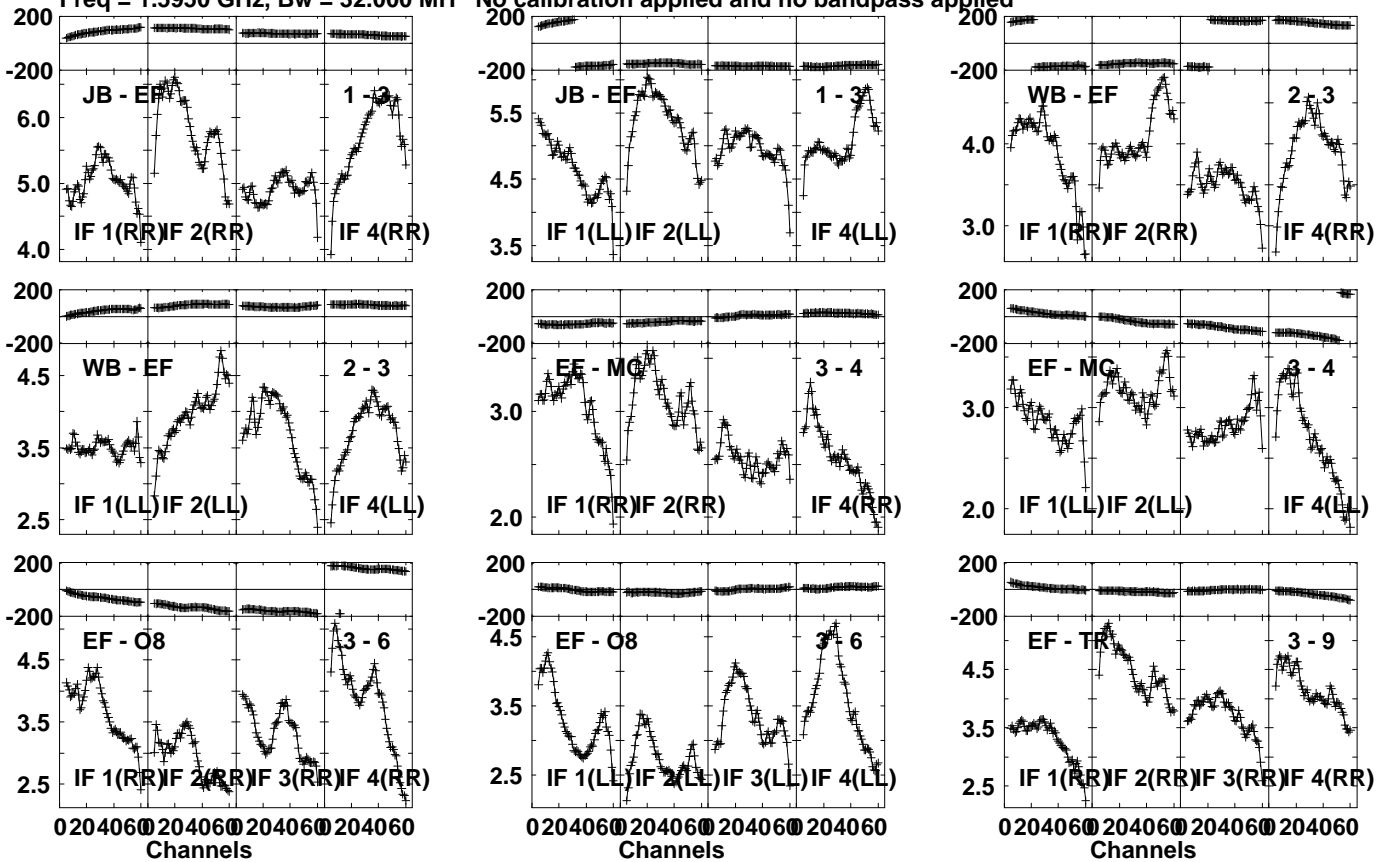
Timerange: 00/13:23:31 to 00/13:37:59

Plot file version 89 created 02-MAY-2023 03:19:16

3C66A EV024C 1.UVDATA.1

Freq = 1.5950 GHz, Bw = 32.000 MH

No calibration applied and no bandpass applied

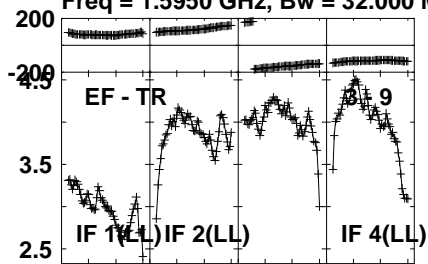


Lower frame: Milli Ampl Jy Top frame: Phas deg
Vector averaged cross-power spectrum Several baselines displayed
Timerange: 00/13:38:33 to 00/13:52:59

Plot file version 90 created 02-MAY-2023 03:19:16

3C66A EV024C 1.UVDATA.1

Freq = 1.5950 GHz, Bw = 32.000 MH No calibration applied and no bandpass applied



Lower frame: Milli Ampl Jy Top frame: Phas deg

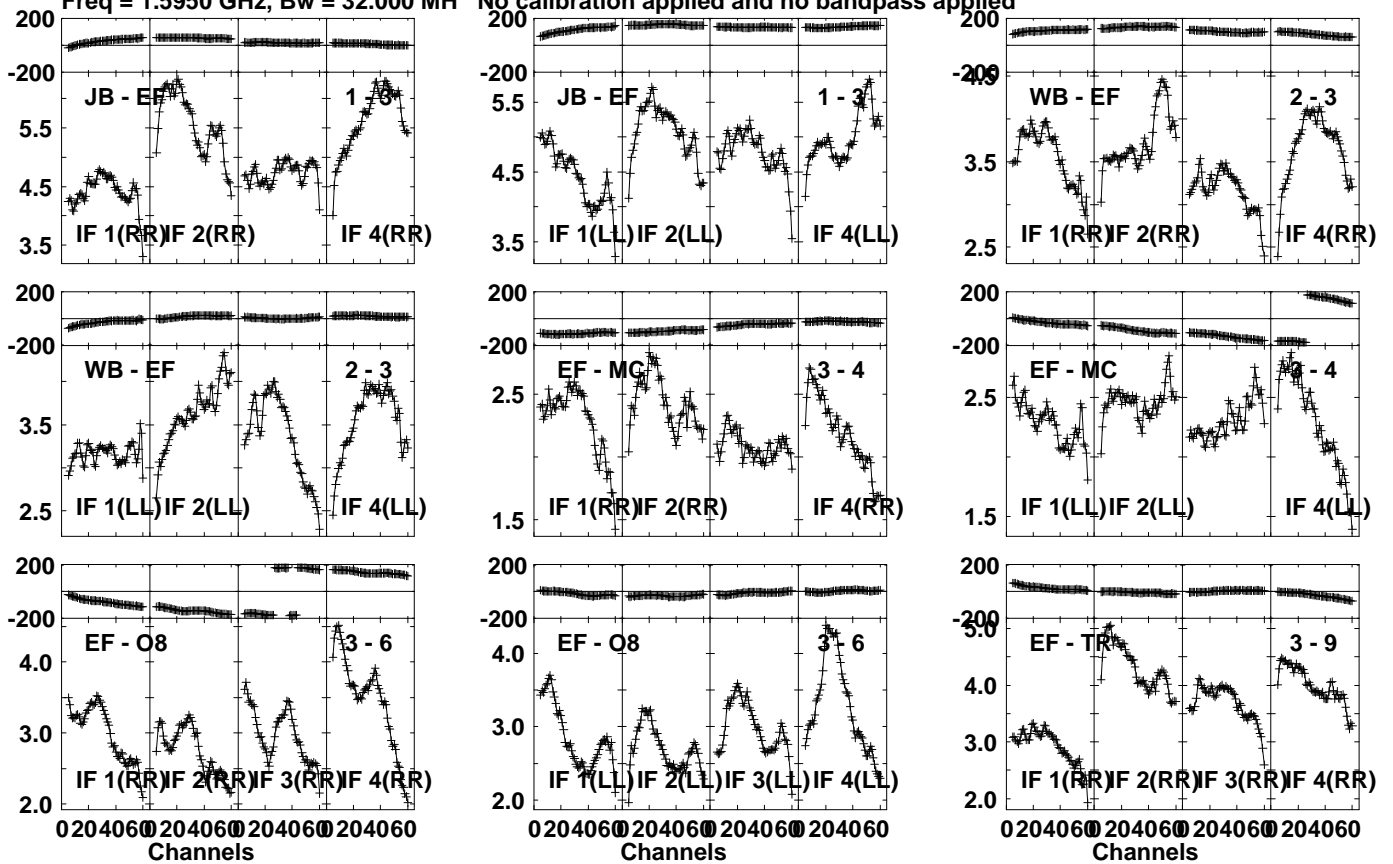
Vector averaged cross-power spectrum Several baselines displayed

Timerange: 00/13:38:33 to 00/13:52:59

Plot file version 91 created 02-MAY-2023 03:19:16

3C66A EV024C 1.UVDATA.1

Freq = 1.5950 GHz, Bw = 32.000 MH No calibration applied and no bandpass applied

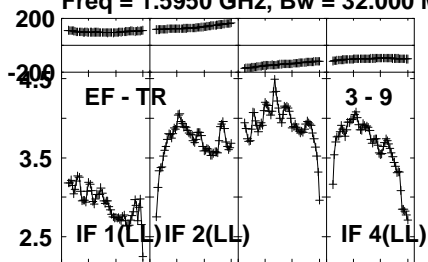


Lower frame: Milli Ampl Jy Top frame: Phas deg
 Vector averaged cross-power spectrum Several baselines displayed
 Timerange: 00:13:53:33 to 00:14:07:59

Plot file version 92 created 02-MAY-2023 03:19:17

3C66A EV024C 1.UVDATA.1

Freq = 1.5950 GHz, Bw = 32.000 MH No calibration applied and no bandpass applied



Lower frame: Milli Ampl Jy Top frame: Phas deg

Vector averaged cross-power spectrum Several baselines displayed

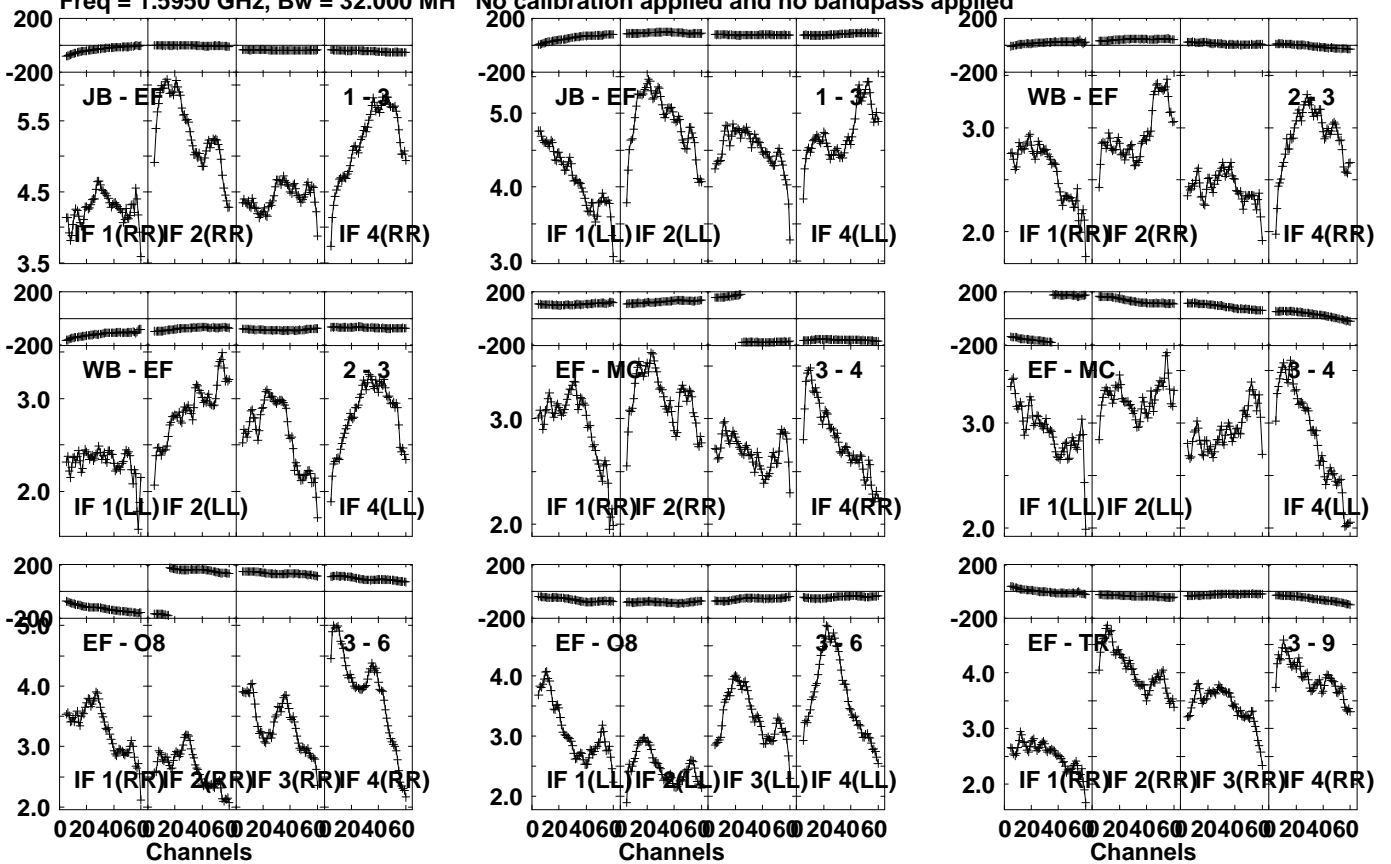
Timerange: 00/13:53:33 to 00/14:07:59

Plot file version 93 created 02-MAY-2023 03:19:17

3C66A EV024C 1.UVDATA.1

Freq = 1.5950 GHz, Bw = 32.000 MH

No calibration applied and no bandpass applied

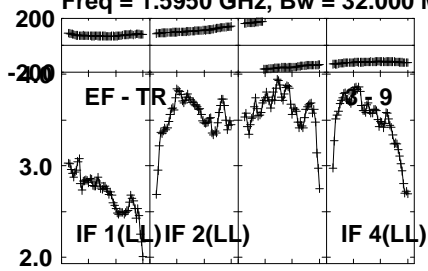


Lower frame: Milli Ampl Jy Top frame: Phas deg
Vector averaged cross-power spectrum Several baselines displayed
Timerange: 00/14:08:33 to 00/14:22:59

Plot file version 94 created 02-MAY-2023 03:19:17

3C66A EV024C 1.UVDATA.1

Freq = 1.5950 GHz, Bw = 32.000 MH No calibration applied and no bandpass applied



Lower frame: Milli Ampl Jy Top frame: Phas deg

Vector averaged cross-power spectrum Several baselines displayed

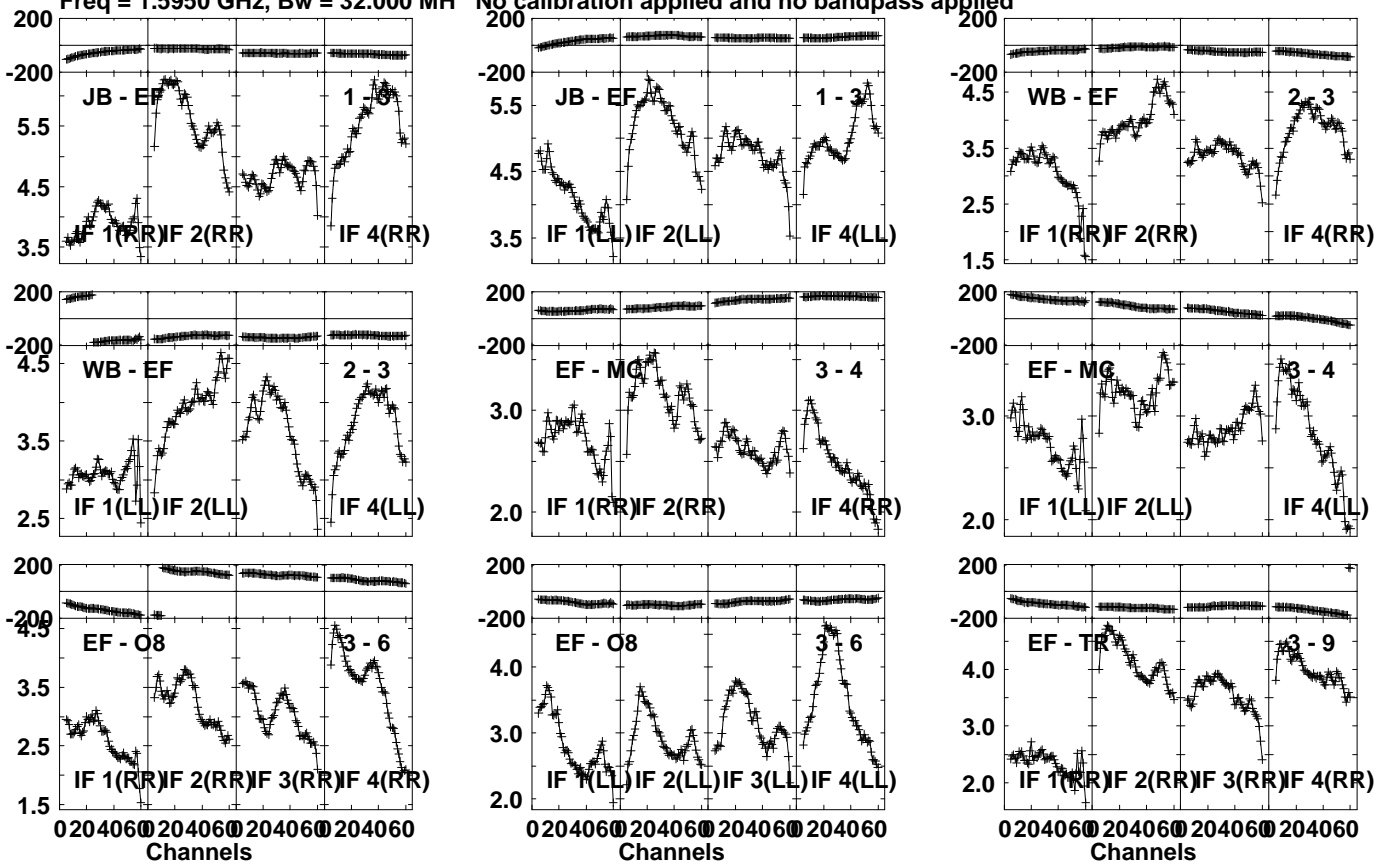
Timerange: 00/14:08:33 to 00/14:22:59

Plot file version 95 created 02-MAY-2023 03:19:17

3C66A EV024C 1.UVDATA.1

Freq = 1.5950 GHz, Bw = 32.000 MH

No calibration applied and no bandpass applied

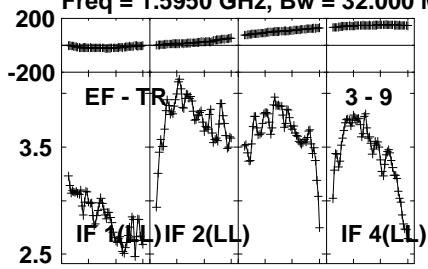


Lower frame: Milli Ampl Jy Top frame: Phas deg
 Vector averaged cross-power spectrum Several baselines displayed
 Timerange: 00/14:23:33 to 00/14:37:59

Plot file version 96 created 02-MAY-2023 03:19:17

3C66A EV024C 1.UVDATA.1

Freq = 1.5950 GHz, Bw = 32.000 MH No calibration applied and no bandpass applied



Lower frame: Milli Ampl Jy Top frame: Phas deg

Vector averaged cross-power spectrum Several baselines displayed

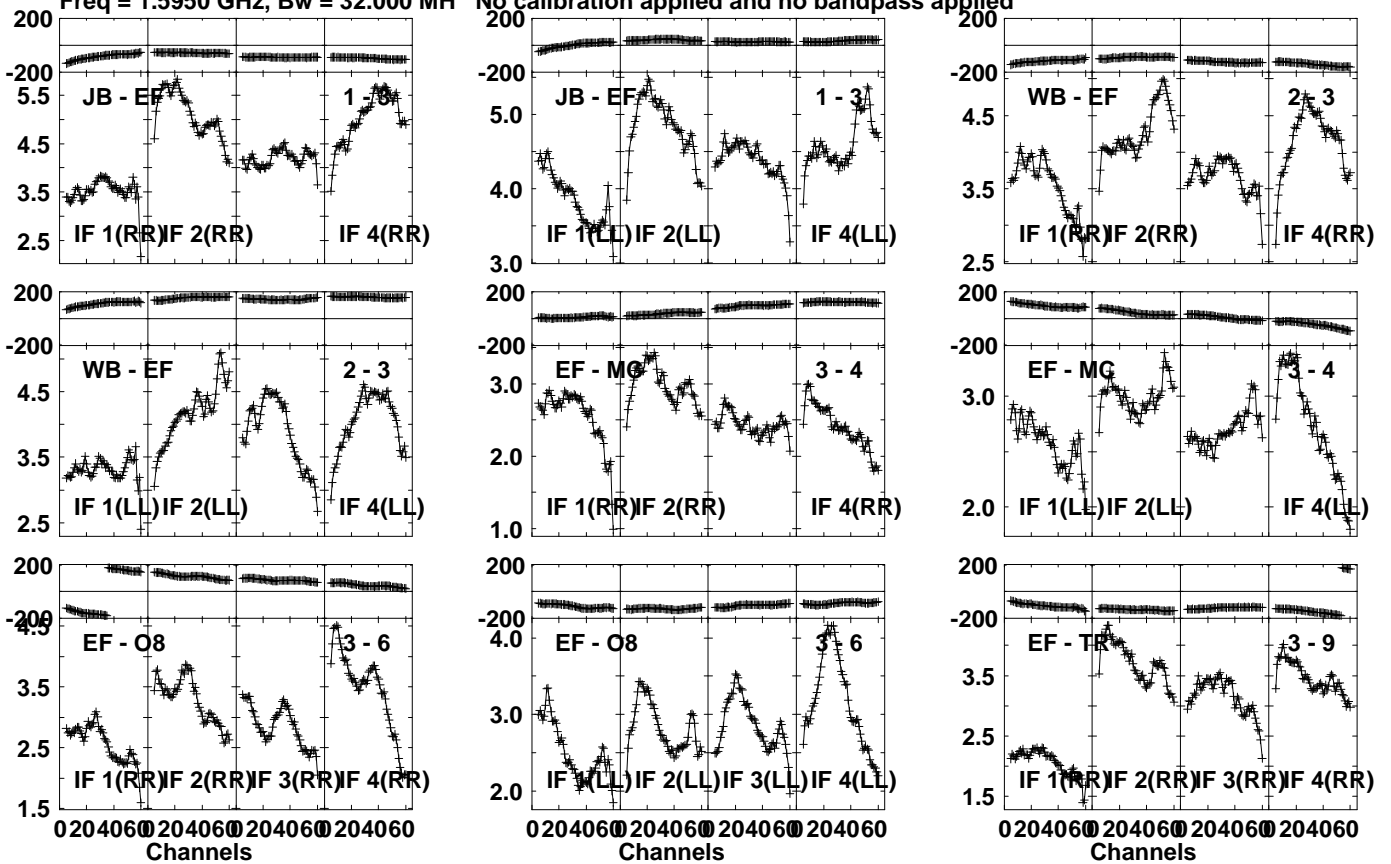
Timerange: 00/14:23:33 to 00/14:37:59

Plot file version 97 created 02-MAY-2023 03:19:17

3C66A EV024C 1.UVDATA.1

Freq = 1.5950 GHz, Bw = 32.000 MH

No calibration applied and no bandpass applied

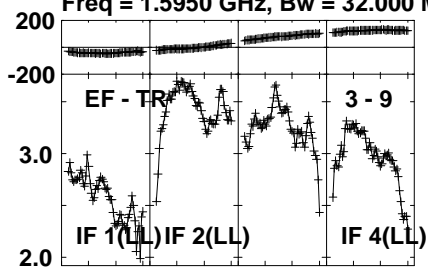


Lower frame: Milli Ampl Jy Top frame: Phas deg
Vector averaged cross-power spectrum Several baselines displayed
Timerange: 00/14:38:31 to 00/14:52:59

Plot file version 98 created 02-MAY-2023 03:19:17

3C66A EV024C 1.UVDATA.1

Freq = 1.5950 GHz, Bw = 32.000 MH No calibration applied and no bandpass applied



Lower frame: Milli Ampl Jy Top frame: Phas deg

Vector averaged cross-power spectrum Several baselines displayed

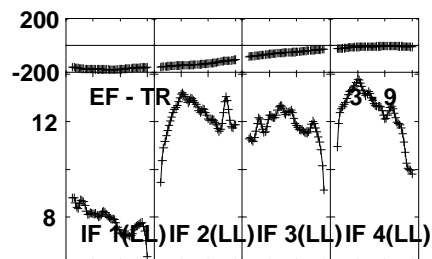
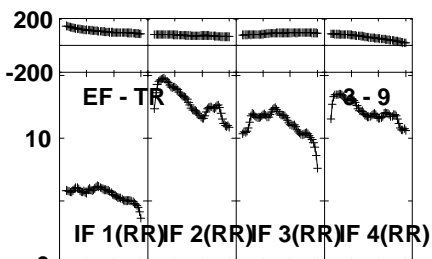
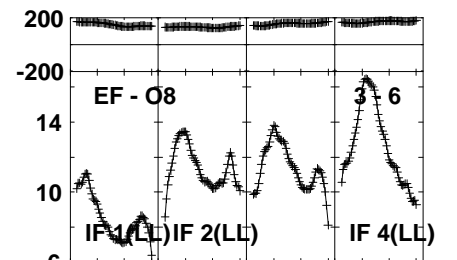
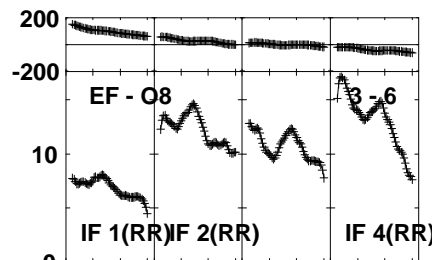
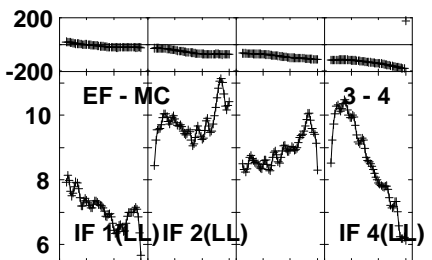
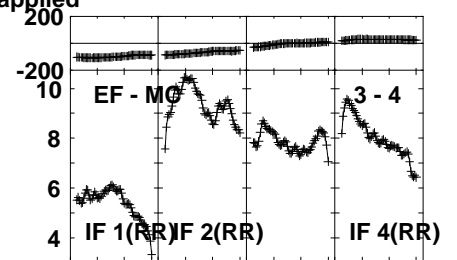
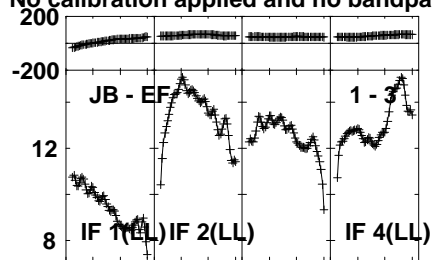
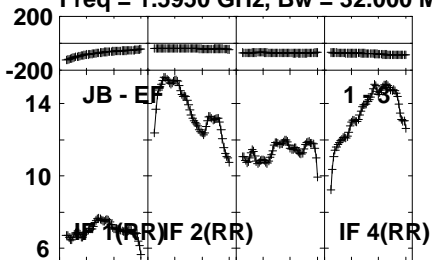
Timerange: 00/14:38:31 to 00/14:52:59

Plot file version 99 created 02-MAY-2023 03:19:17

0133+476 EV024C 1.UVDATA.1

Freq = 1.5950 GHz, Bw = 32.000 MH

No calibration applied and no bandpass applied



0204060 204060 204060 204060
Channels

0204060 204060 204060 204060
Channels

Lower frame: Milli Ampl Jy Top frame: Phas deg
Vector averaged cross-power spectrum Several baselines displayed
Timerange: 00/14:55:01 to 00/14:59:59