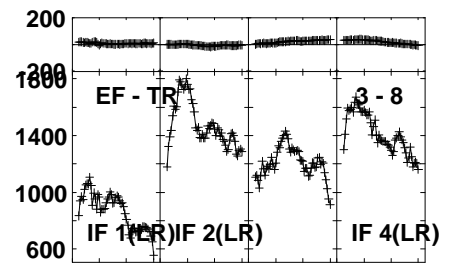
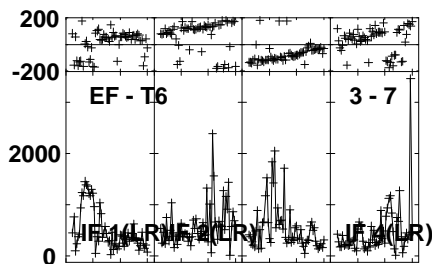
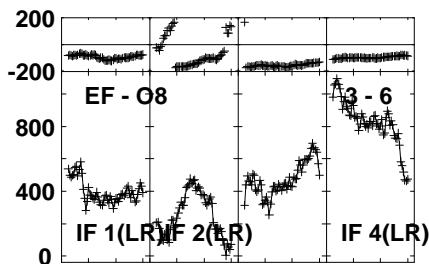
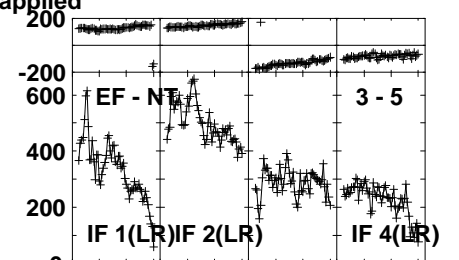
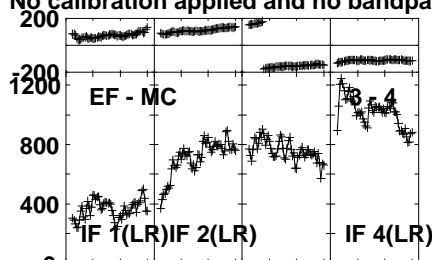
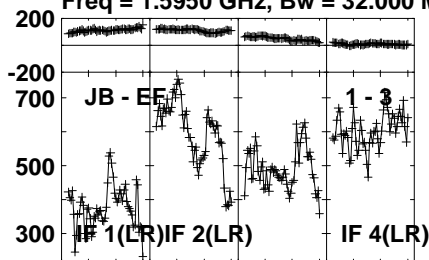


Plot file version 1 created 28-NOV-2022 17:09:27

0133+476 EV024E 2.UVDATA.1

Freq = 1.5950 GHz, Bw = 32.000 MH No calibration applied and no bandpass applied

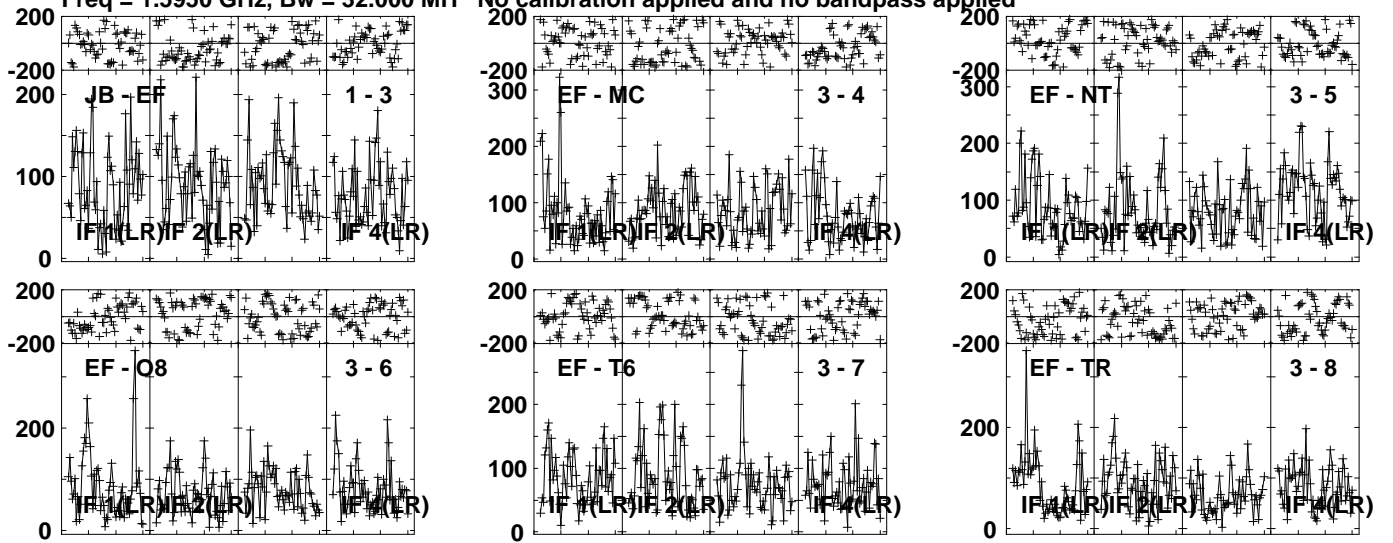


Lower frame: Micro Ampl Jy Top frame: Phas deg  
Vector averaged cross-power spectrum Several baselines displayed  
Timerange: 00/15:30:01 to 00/15:34:59

Plot file version 2 created 28-NOV-2022 17:09:27

NVSS0222 EV024E 2.UVDATA.1

Freq = 1.5950 GHz, Bw = 32.000 MH No calibration applied and no bandpass applied



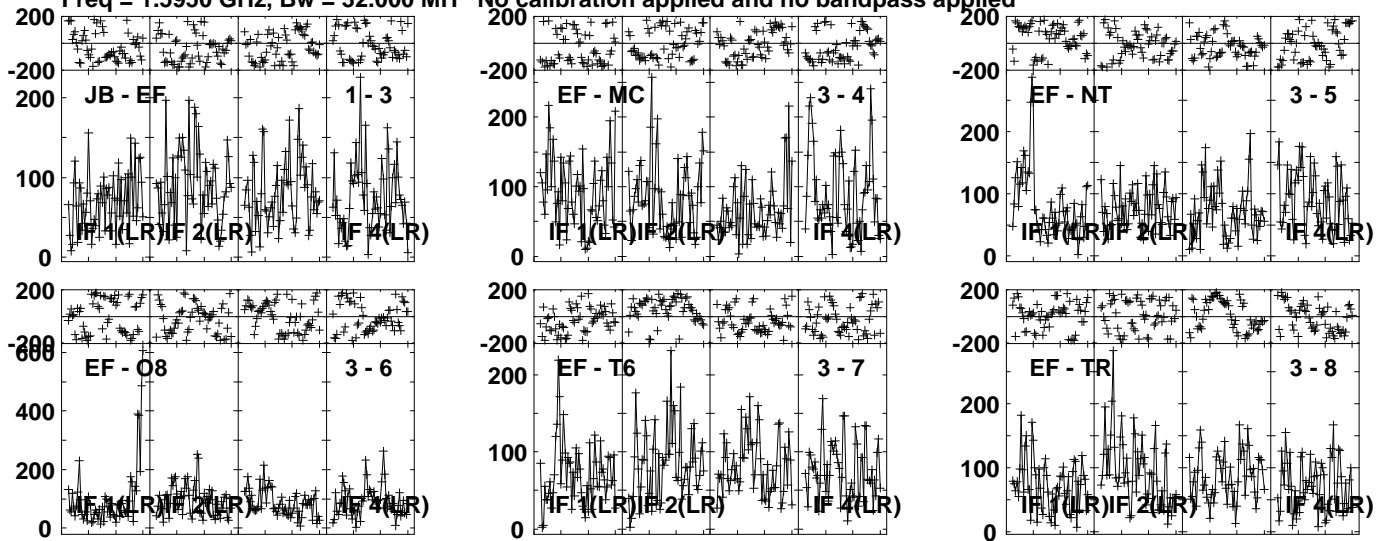
Lower frame: Micro Ampl Jy Top frame: Phas deg  
Vector averaged cross-power spectrum Several baselines displayed  
Timerange: 00/15:36:11 to 00/15:50:09

Plot file version 3 created 28-NOV-2022 17:09:28

NVSS0222 EV024E 2.UVDATA.1

Freq = 1.5950 GHz, Bw = 32.000 MH

No calibration applied and no bandpass applied



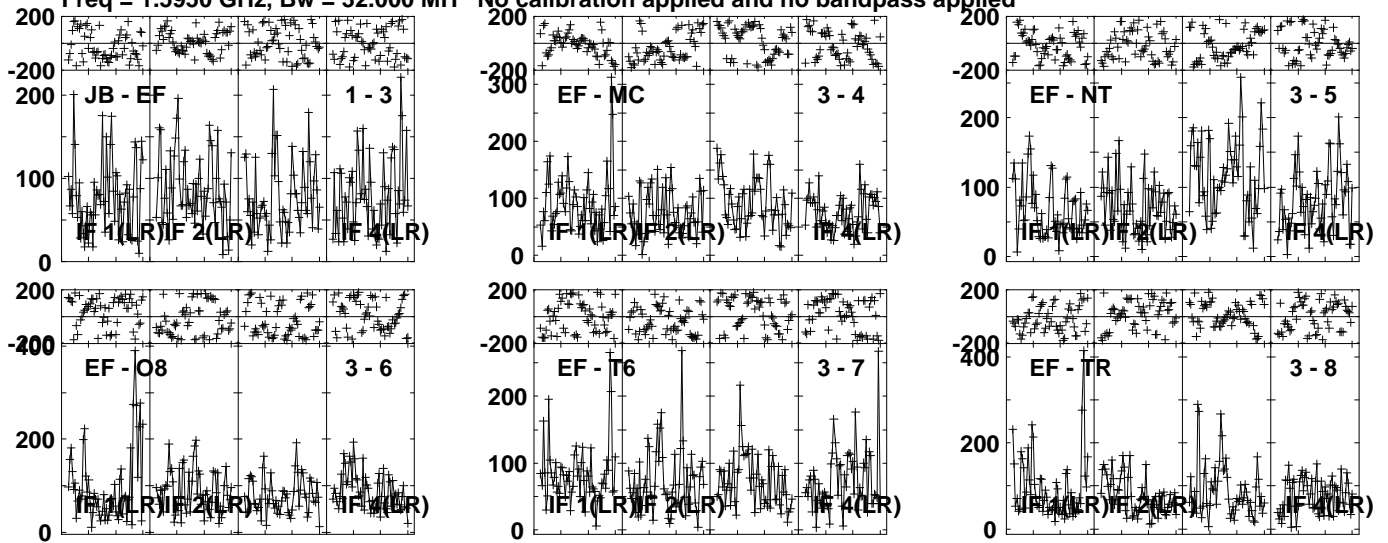
Lower frame: Micro Ampl Jy Top frame: Phas deg  
Vector averaged cross-power spectrum Several baselines displayed  
Timerange: 00/15:50:41 to 00/16:05:09

Plot file version 4 created 28-NOV-2022 17:09:28

NVSS0222 EV024E 2.UVDATA.1

Freq = 1.5950 GHz, Bw = 32.000 MH

No calibration applied and no bandpass applied

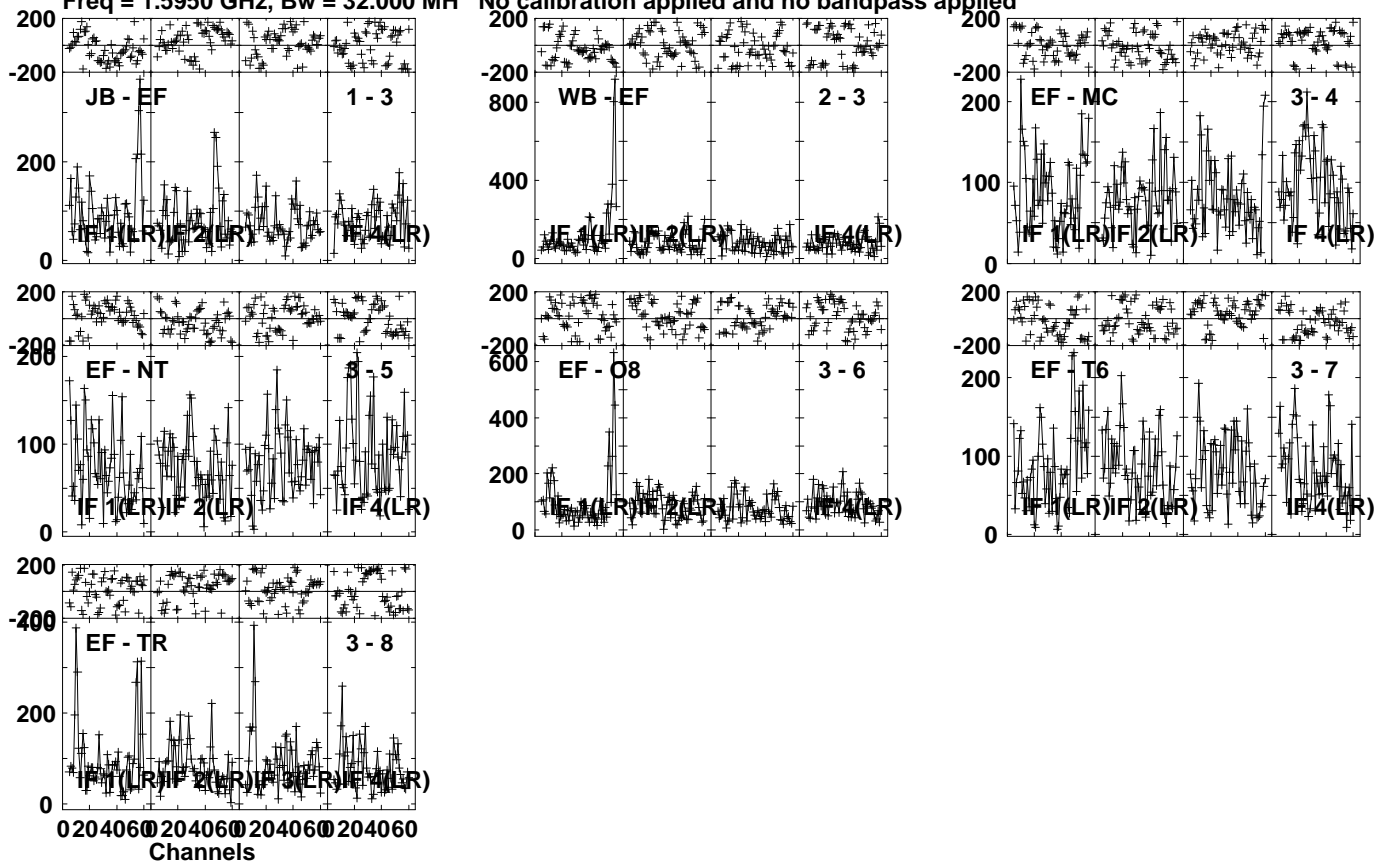


Lower frame: Micro Ampl Jy Top frame: Phas deg  
Vector averaged cross-power spectrum Several baselines displayed  
Timerange: 00/16:05:41 to 00/16:20:09

Plot file version 5 created 28-NOV-2022 17:09:29

NVSS0222 EV024E 2.UVDATA.1

Freq = 1.5950 GHz, Bw = 32.000 MH No calibration applied and no bandpass applied

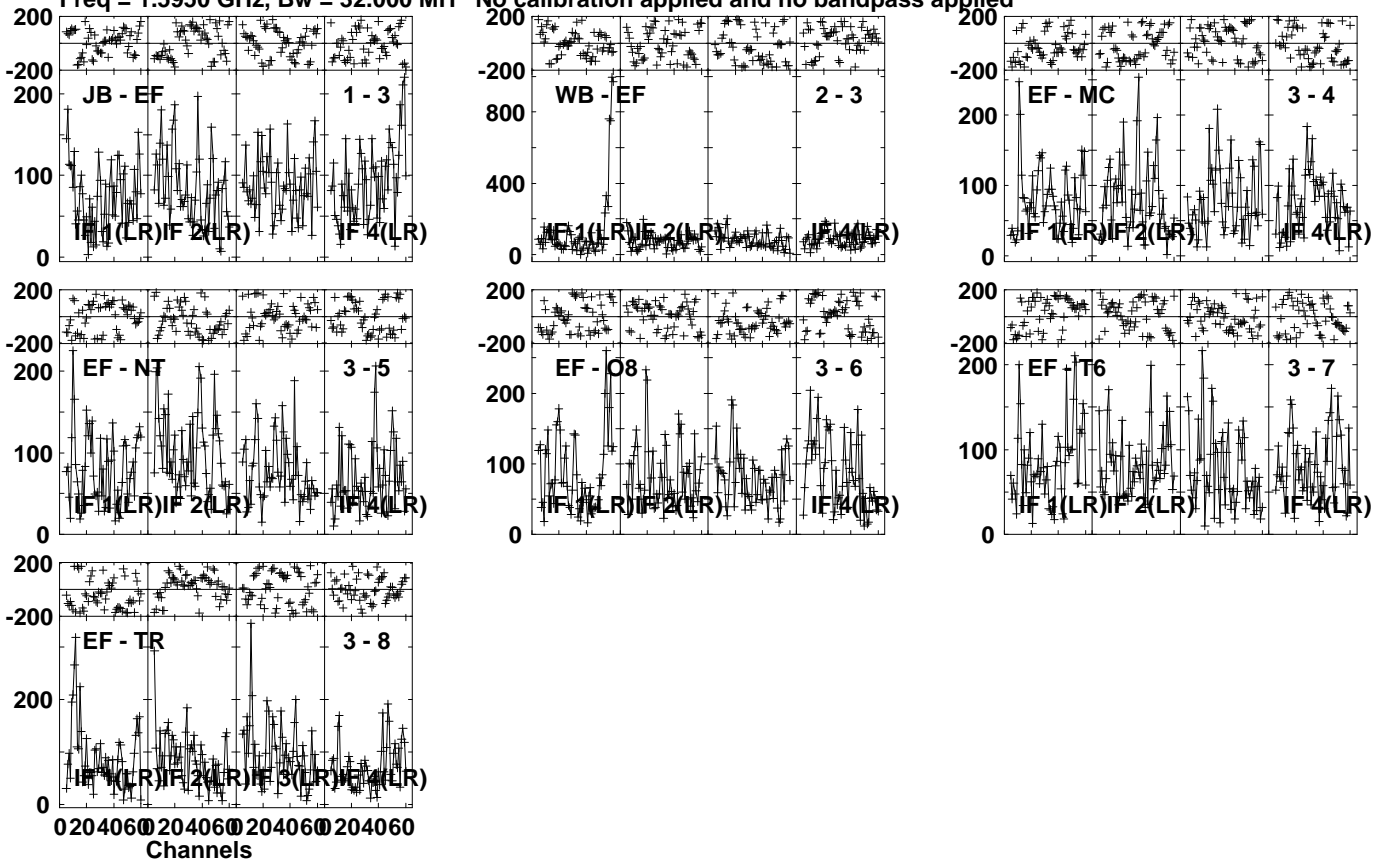


Lower frame: Micro Ampl Jy Top frame: Phas deg  
Vector averaged cross-power spectrum Several baselines displayed  
Timerange: 00/16:20:41 to 00/16:35:09

Plot file version 6 created 28-NOV-2022 17:09:30

NVSS0222 EV024E 2.UVDATA.1

Freq = 1.5950 GHz, Bw = 32.000 MH No calibration applied and no bandpass applied

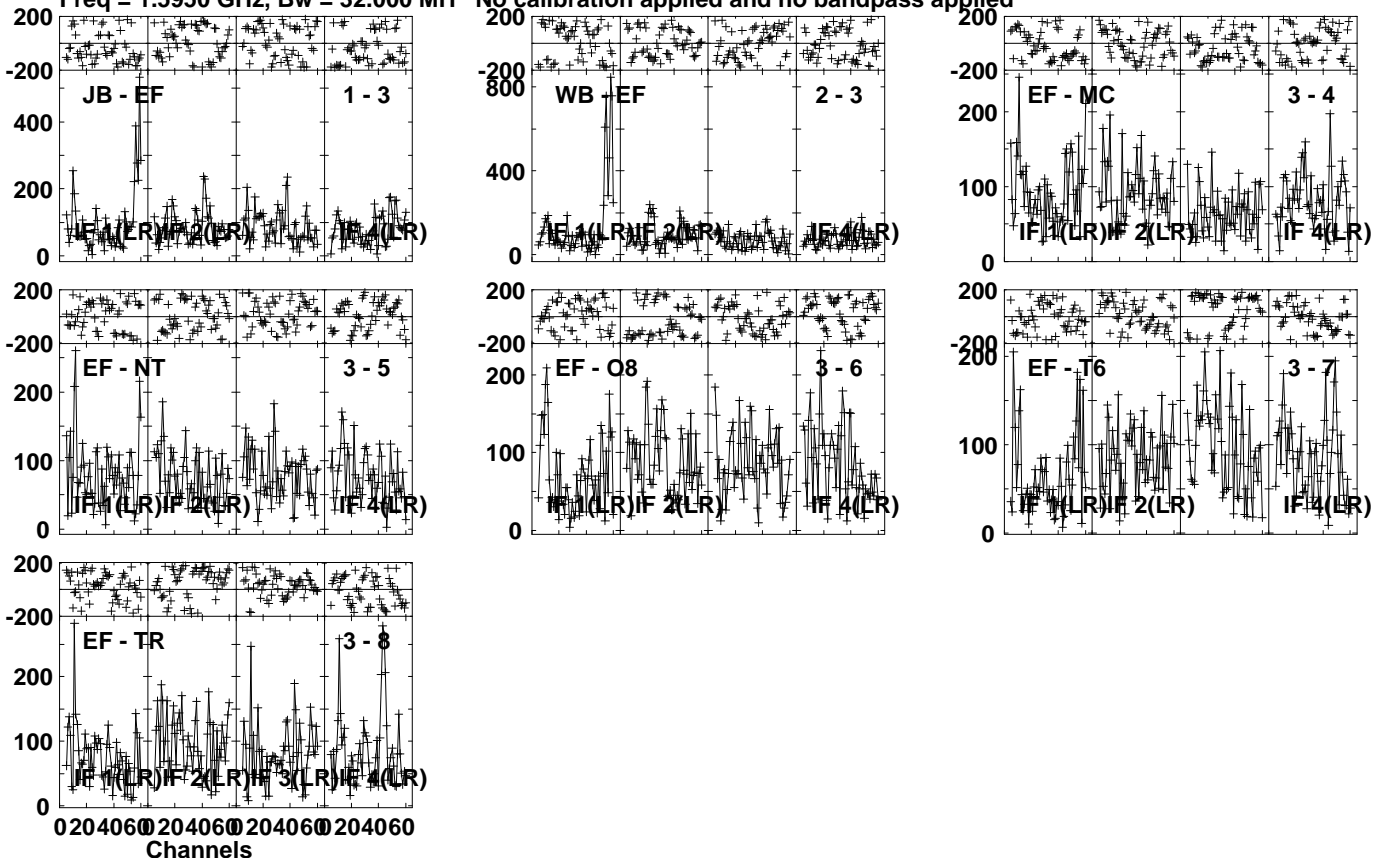


Lower frame: Micro Ampl Jy Top frame: Phas deg  
Vector averaged cross-power spectrum Several baselines displayed  
Timerange: 00/16:35:41 to 00/16:50:09

Plot file version 7 created 28-NOV-2022 17:09:30

NVSS0222 EV024E 2.UVDATA.1

Freq = 1.5950 GHz, Bw = 32.000 MH No calibration applied and no bandpass applied

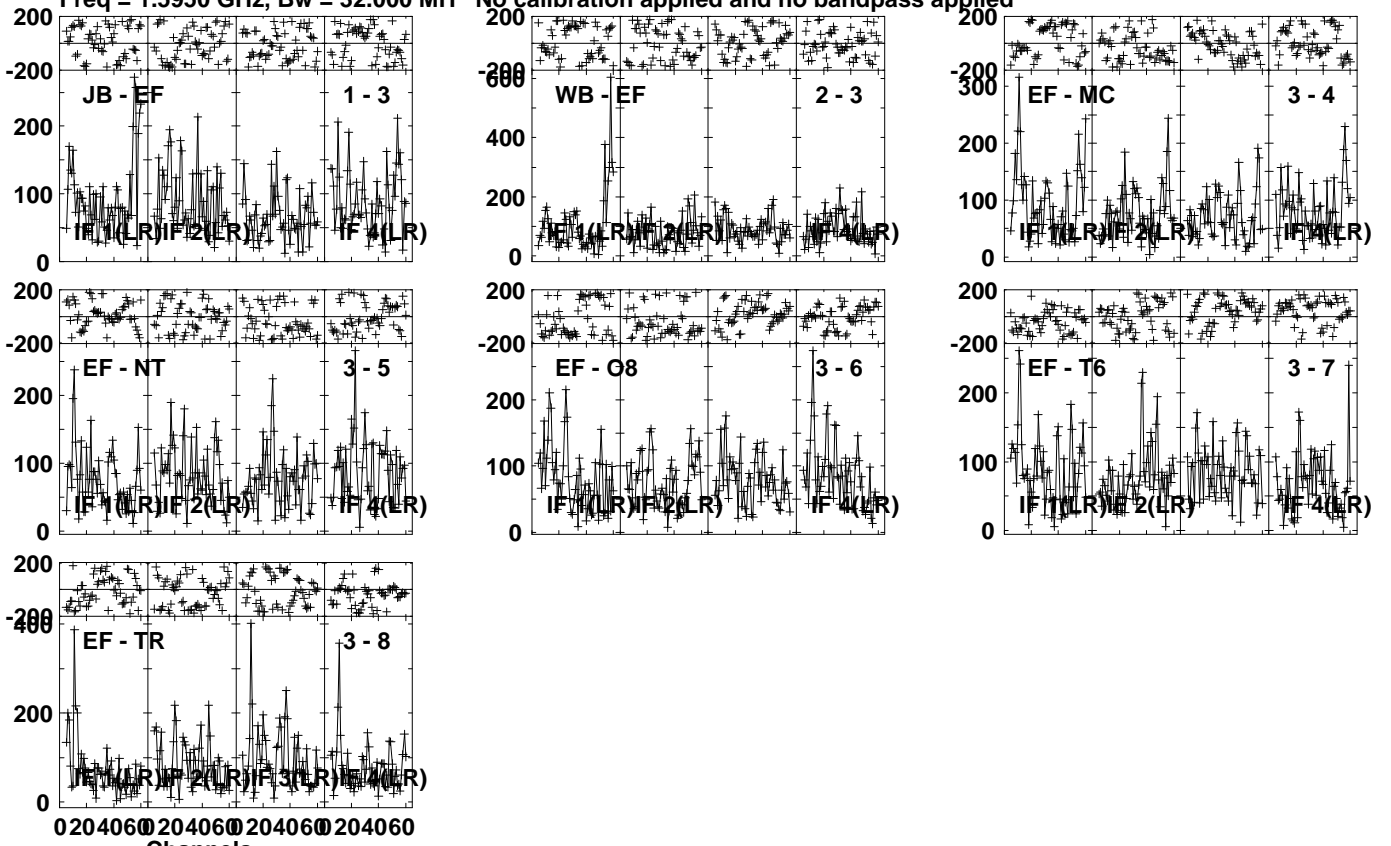


Lower frame: Micro Ampl Jy Top frame: Phas deg  
Vector averaged cross-power spectrum Several baselines displayed  
Timerange: 00/16:50:41 to 00/17:05:09

Plot file version 8 created 28-NOV-2022 17:09:31

NVSS0222 EV024E 2.UVDATA.1

Freq = 1.5950 GHz, Bw = 32.000 MH No calibration applied and no bandpass applied



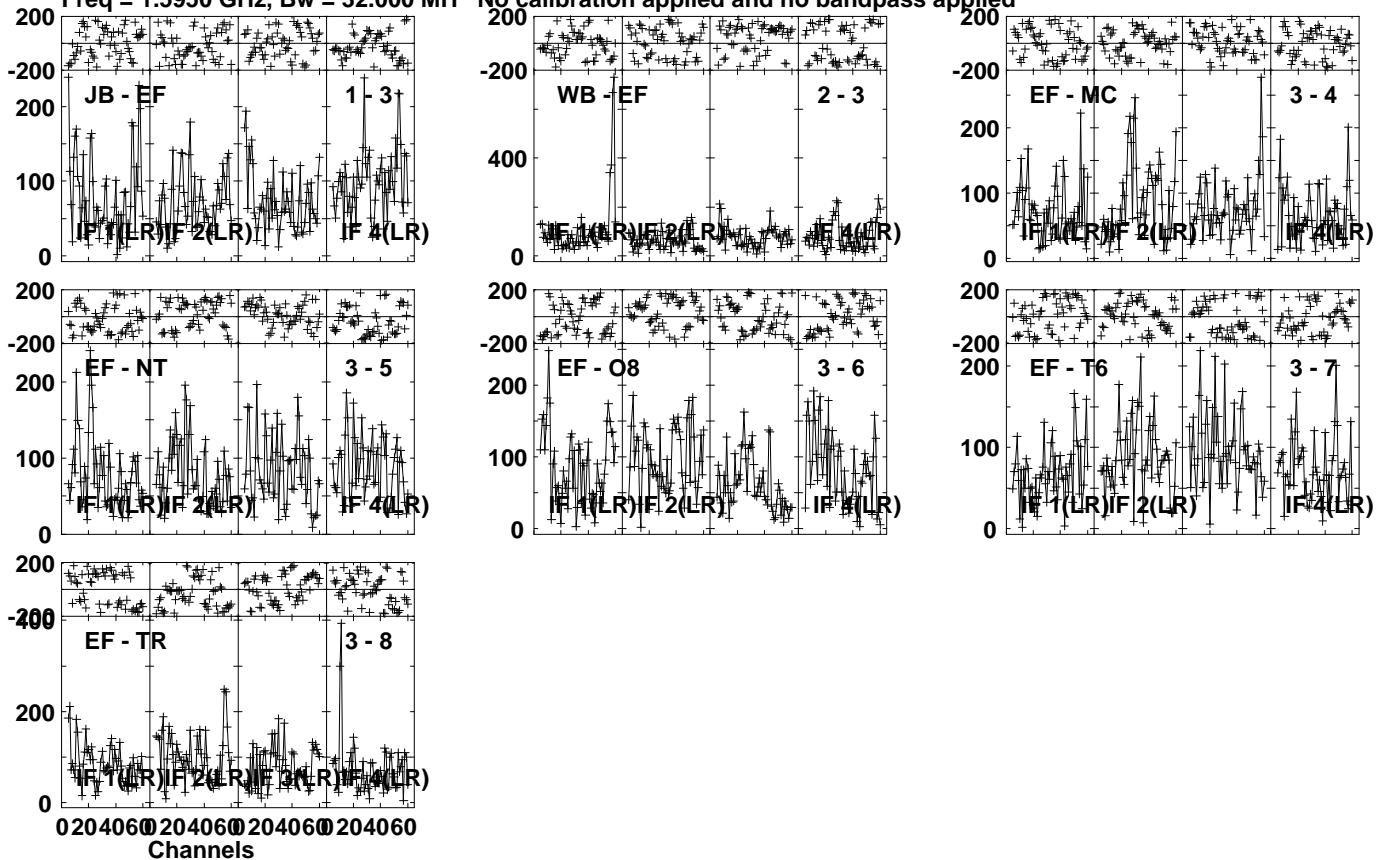
Lower frame: Micro Ampl Jy Top frame: Phas deg  
Vector averaged cross-power spectrum Several baselines displayed  
Timerange: 00/17:05:41 to 00/17:20:09



Plot file version 9 created 28-NOV-2022 17:09:31

NVSS0222 EV024E 2.UVDATA.1

Freq = 1.5950 GHz, Bw = 32.000 MH No calibration applied and no bandpass applied



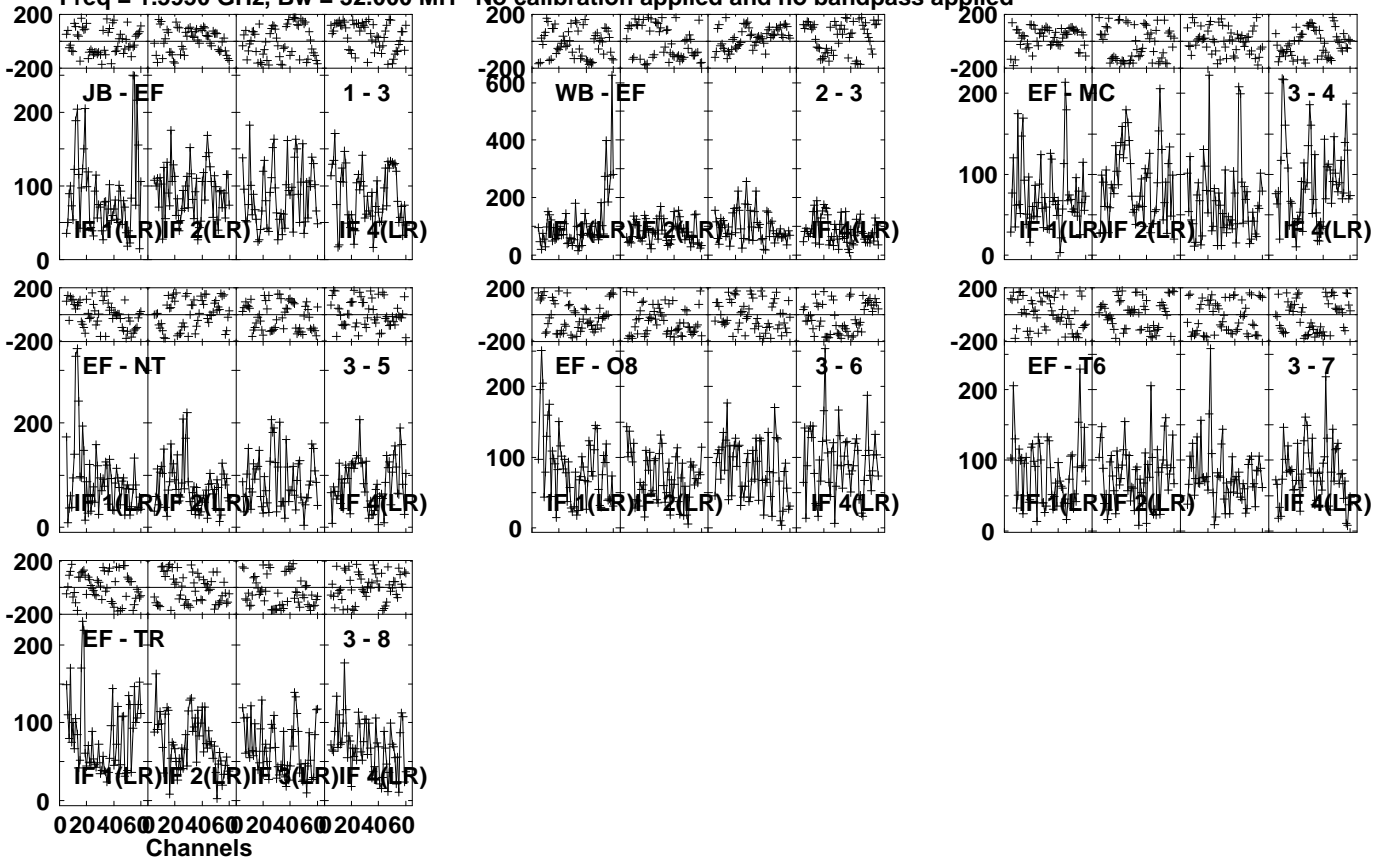
Lower frame: Micro Ampl Jy Top frame: Phas deg  
Vector averaged cross-power spectrum Several baselines displayed  
Timerange: 00/17:20:41 to 00/17:35:09

Plot file version 10 created 28-NOV-2022 17:09:32

NVSS0222 EV024E 2.UVDATA.1

Freq = 1.5950 GHz, Bw = 32.000 MH

No calibration applied and no bandpass applied



Lower frame: Micro Ampl Jy Top frame: Phas deg

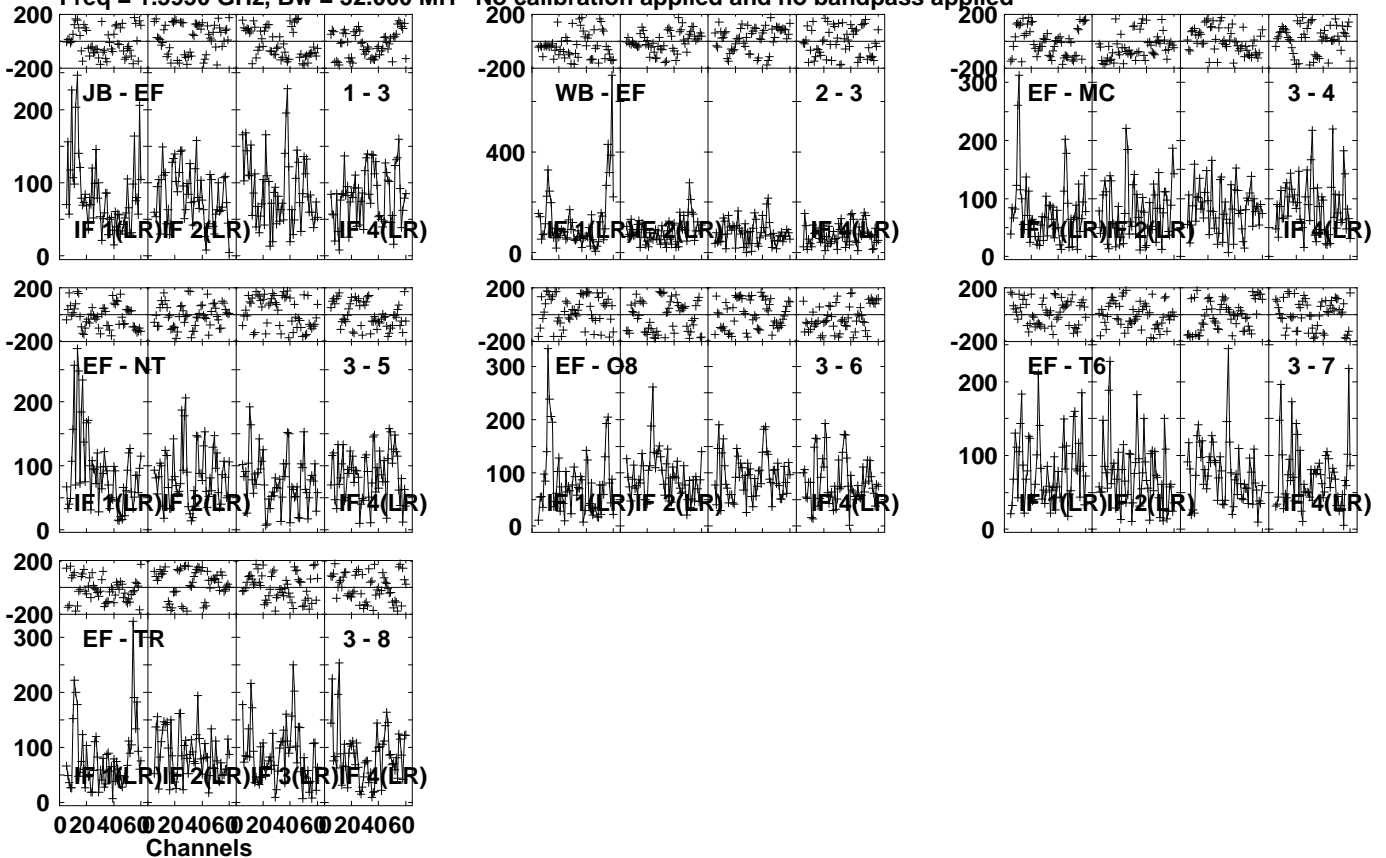
Vector averaged cross-power spectrum Several baselines displayed

Timerange: 00/17:35:41 to 00/17:50:09

Plot file version 11 created 28-NOV-2022 17:09:32

NVSS0222 EV024E 2.UVDATA.1

Freq = 1.5950 GHz, Bw = 32.000 MH No calibration applied and no bandpass applied



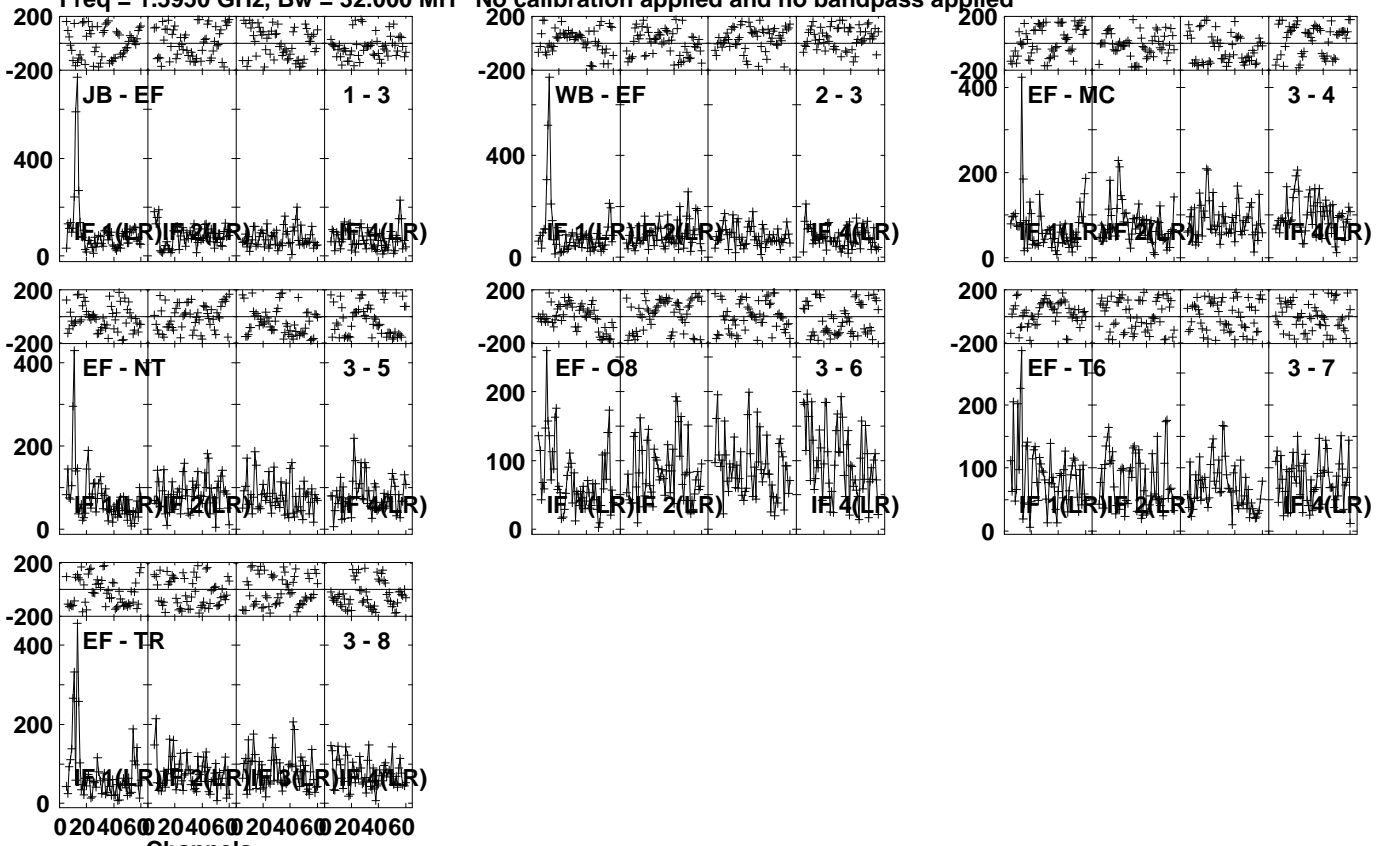
Lower frame: Micro Ampl Jy Top frame: Phas deg  
Vector averaged cross-power spectrum Several baselines displayed  
Timerange: 00/17:50:41 to 00/18:05:09

Plot file version 12 created 28-NOV-2022 17:09:33

NVSS0222 EV024E 2.UVDATA.1

Freq = 1.5950 GHz, Bw = 32.000 MH

No calibration applied and no bandpass applied



Lower frame: Micro Ampl Jy Top frame: Phas deg

Vector averaged cross-power spectrum Several baselines displayed

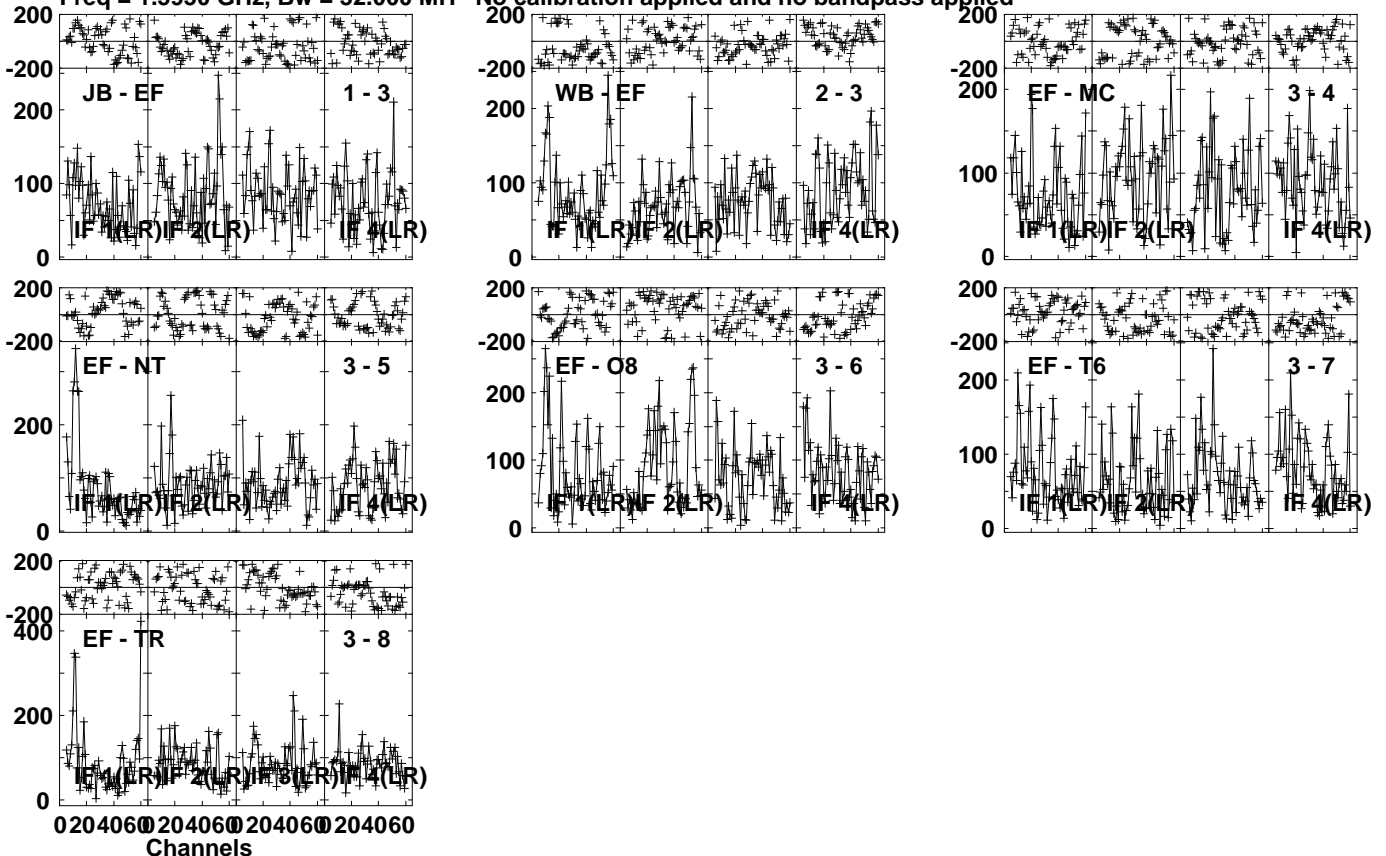
Timerange: 00/18:05:41 to 00/18:20:09

Plot file version 13 created 28-NOV-2022 17:09:34

NVSS0222 EV024E 2.UVDATA.1

Freq = 1.5950 GHz, Bw = 32.000 MH

No calibration applied and no bandpass applied



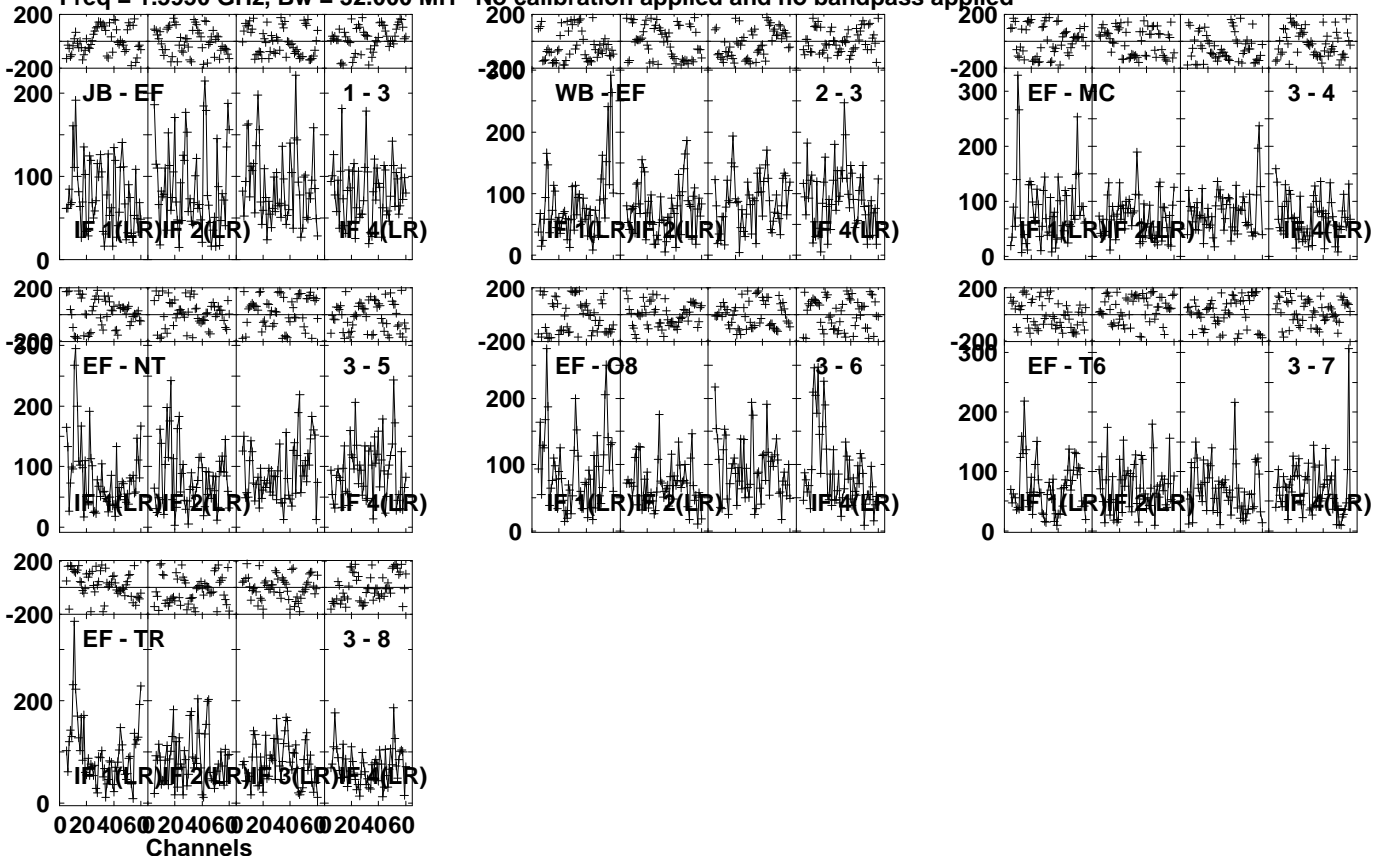
Lower frame: Micro Ampl Jy Top frame: Phas deg  
Vector averaged cross-power spectrum Several baselines displayed  
Timerange: 00/18:20:41 to 00/18:35:09

Plot file version 14 created 28-NOV-2022 17:09:34

NVSS0222 EV024E 2.UVDATA.1

Freq = 1.5950 GHz, Bw = 32.000 MH

No calibration applied and no bandpass applied



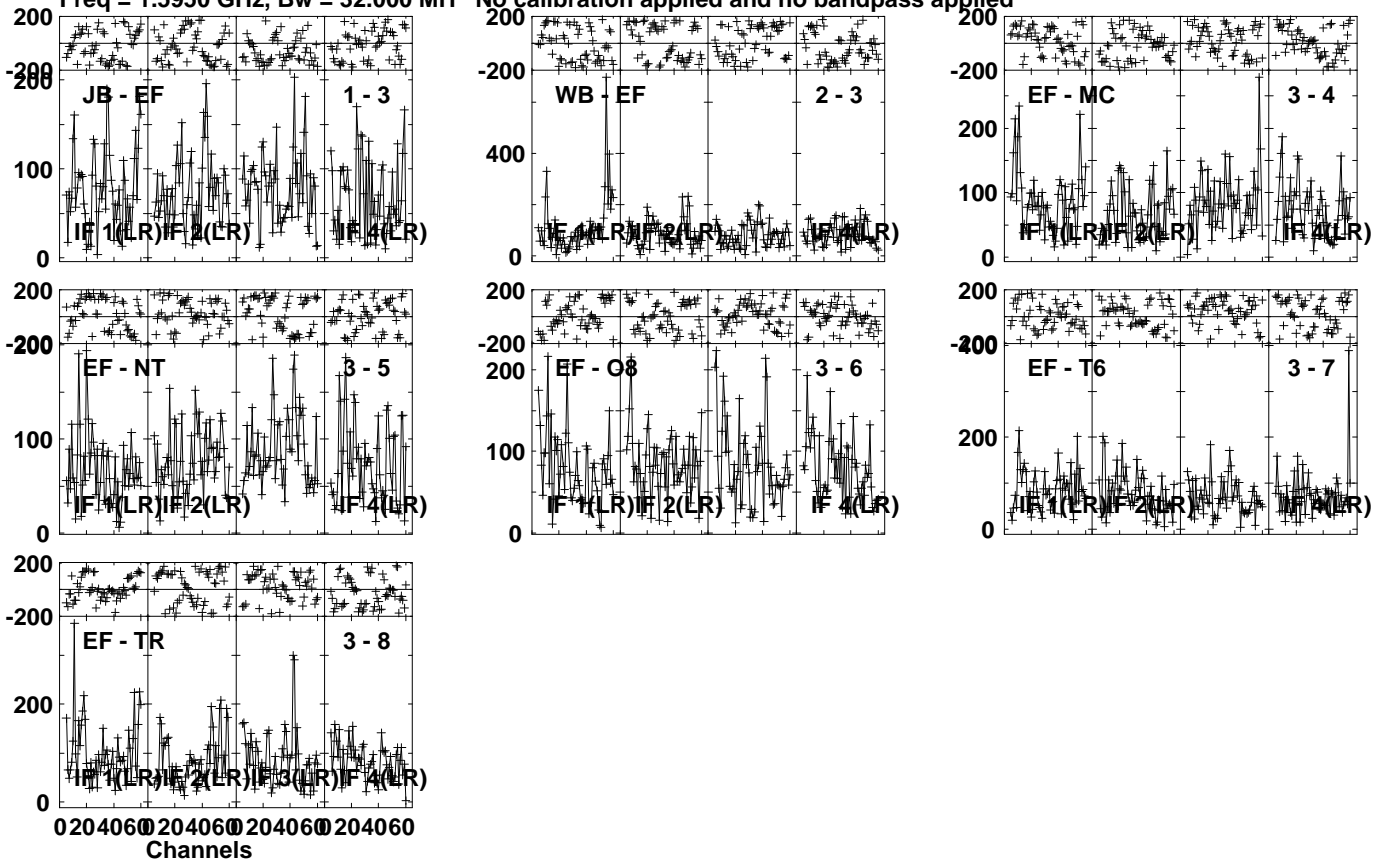
Lower frame: Micro Ampl Jy Top frame: Phas deg  
Vector averaged cross-power spectrum Several baselines displayed  
Timerange: 00/18:35:41 to 00/18:50:09

Plot file version 15 created 28-NOV-2022 17:09:35

NVSS0222 EV024E 2.UVDATA.1

Freq = 1.5950 GHz, Bw = 32.000 MH

No calibration applied and no bandpass applied



Lower frame: Micro Ampl Jy Top frame: Phas deg

Vector averaged cross-power spectrum Several baselines displayed

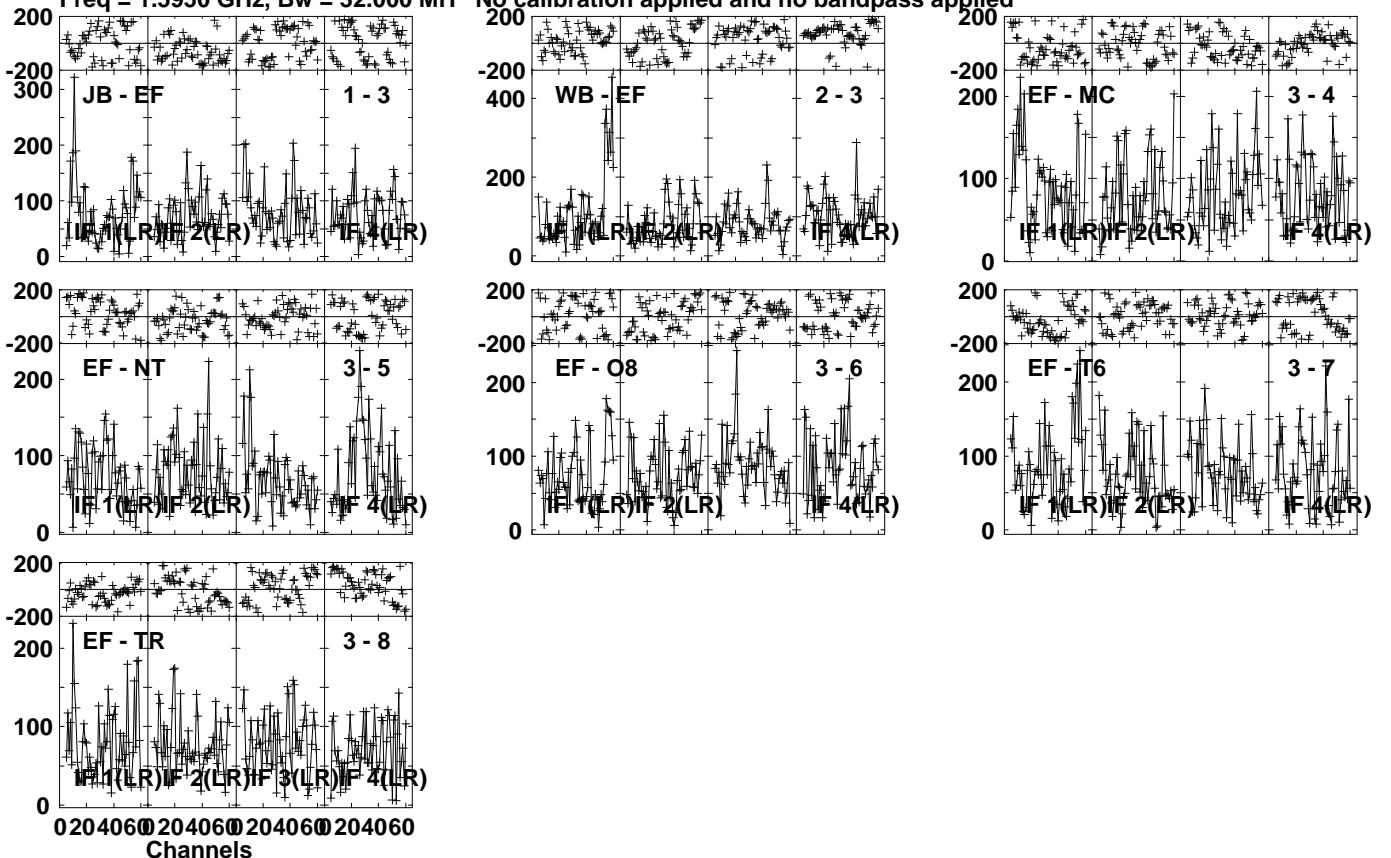
Timerange: 00/18:50:41 to 00/19:05:09

Plot file version 16 created 28-NOV-2022 17:09:36

NVSS0222 EV024E 2.UVDATA.1

Freq = 1.5950 GHz, Bw = 32.000 MH

No calibration applied and no bandpass applied



Lower frame: Micro Ampl Jy Top frame: Phas deg

Vector averaged cross-power spectrum Several baselines displayed

Timerange: 00/19:05:41 to 00/19:20:09

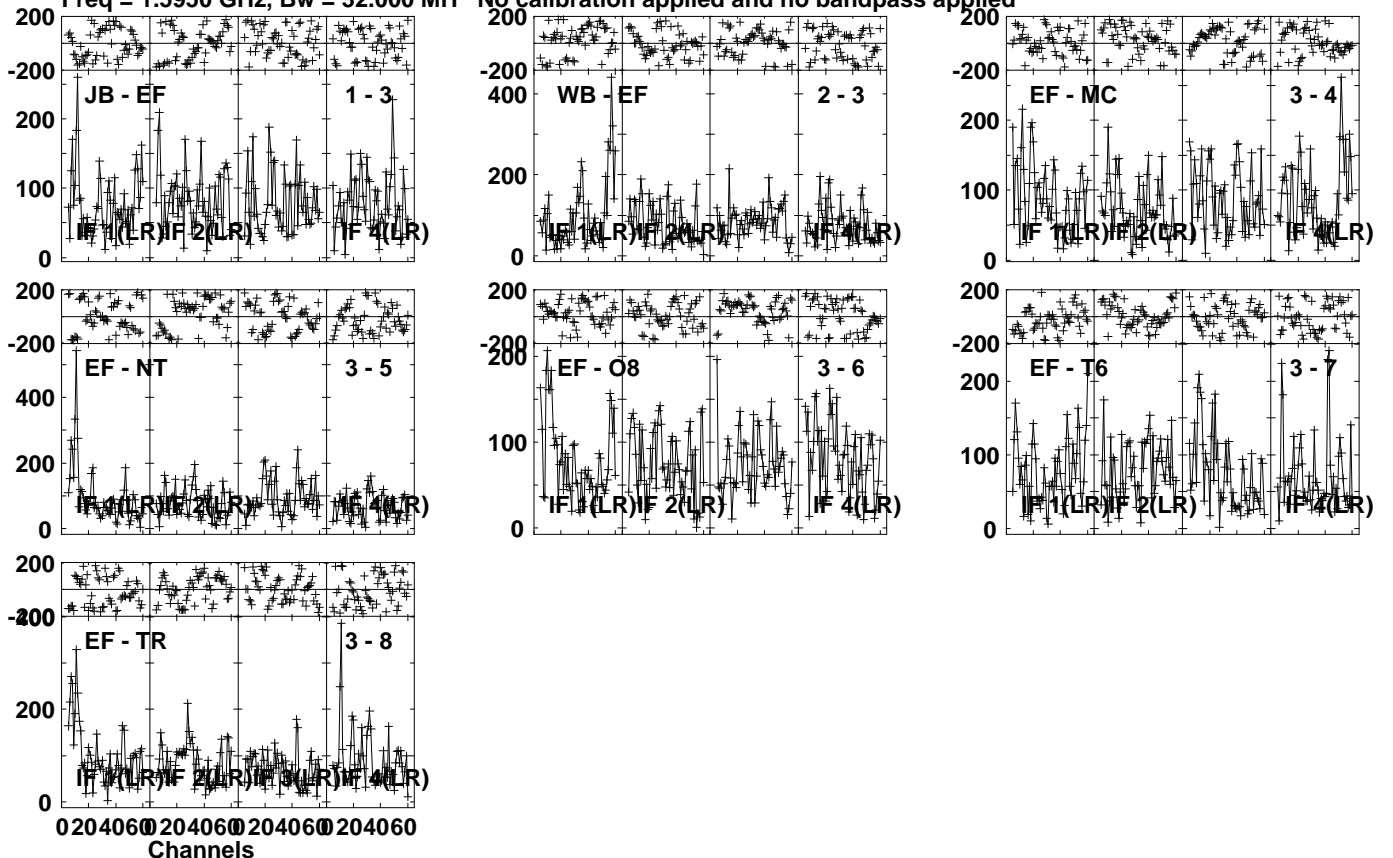


Plot file version 17 created 28-NOV-2022 17:09:36

NVSS0222 EV024E 2.UVDATA.1

Freq = 1.5950 GHz, Bw = 32.000 MH

No calibration applied and no bandpass applied



Lower frame: Micro Ampl Jy Top frame: Phas deg

Vector averaged cross-power spectrum Several baselines displayed

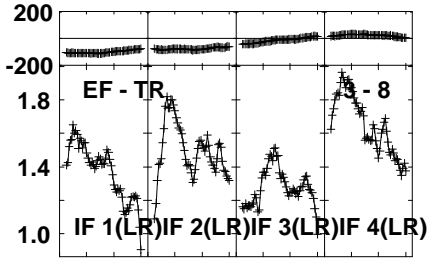
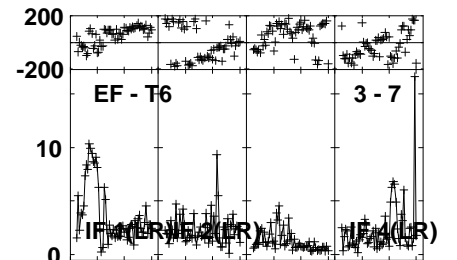
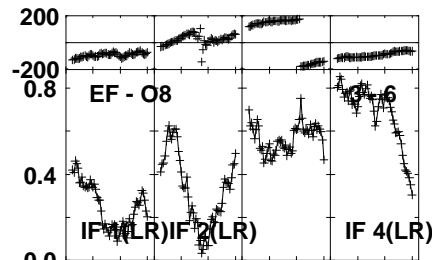
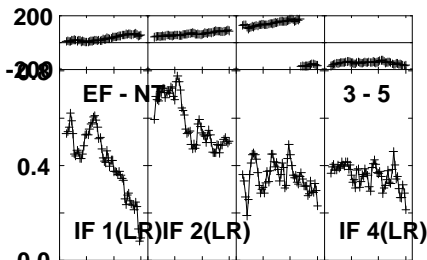
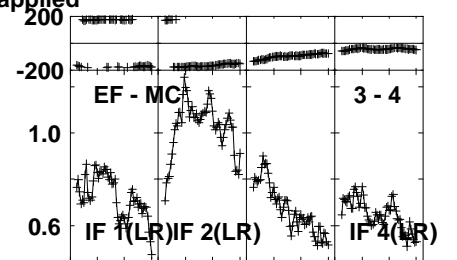
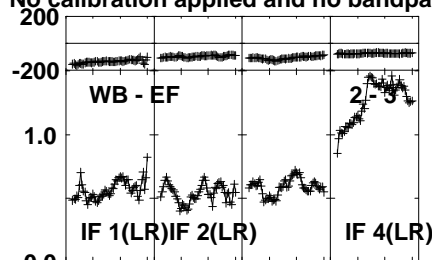
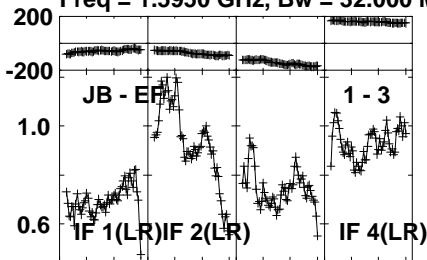
Timerange: 00/19:20:41 to 00/19:35:09

Plot file version 18 created 28-NOV-2022 17:09:37

0133+476 EV024E 2.UVDATA.1

Freq = 1.5950 GHz, Bw = 32.000 MH

No calibration applied and no bandpass applied



0204060 204060 204060 204060

Channels

Lower frame: Milli Ampl Jy Top frame: Phas deg

Vector averaged cross-power spectrum Several baselines displayed

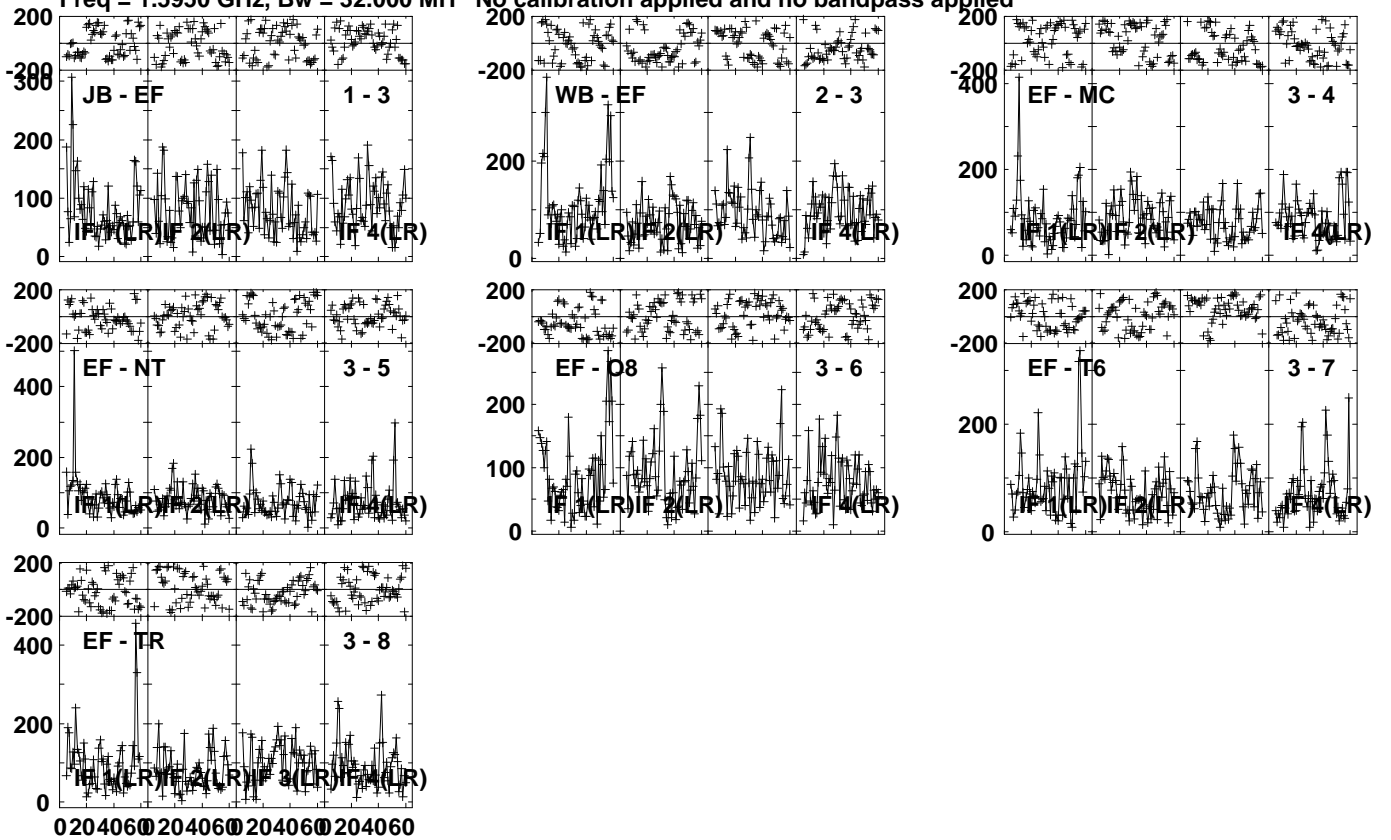
Timerange: 00/19:40:11 to 00/19:45:09

Plot file version 19 created 28-NOV-2022 17:09:37

NVSS0222 EV024E 2.UVDATA.1

Freq = 1.5950 GHz, Bw = 32.000 MH

No calibration applied and no bandpass applied



Lower frame: Micro Ampl Jy Top frame: Phas deg

Vector averaged cross-power spectrum Several baselines displayed

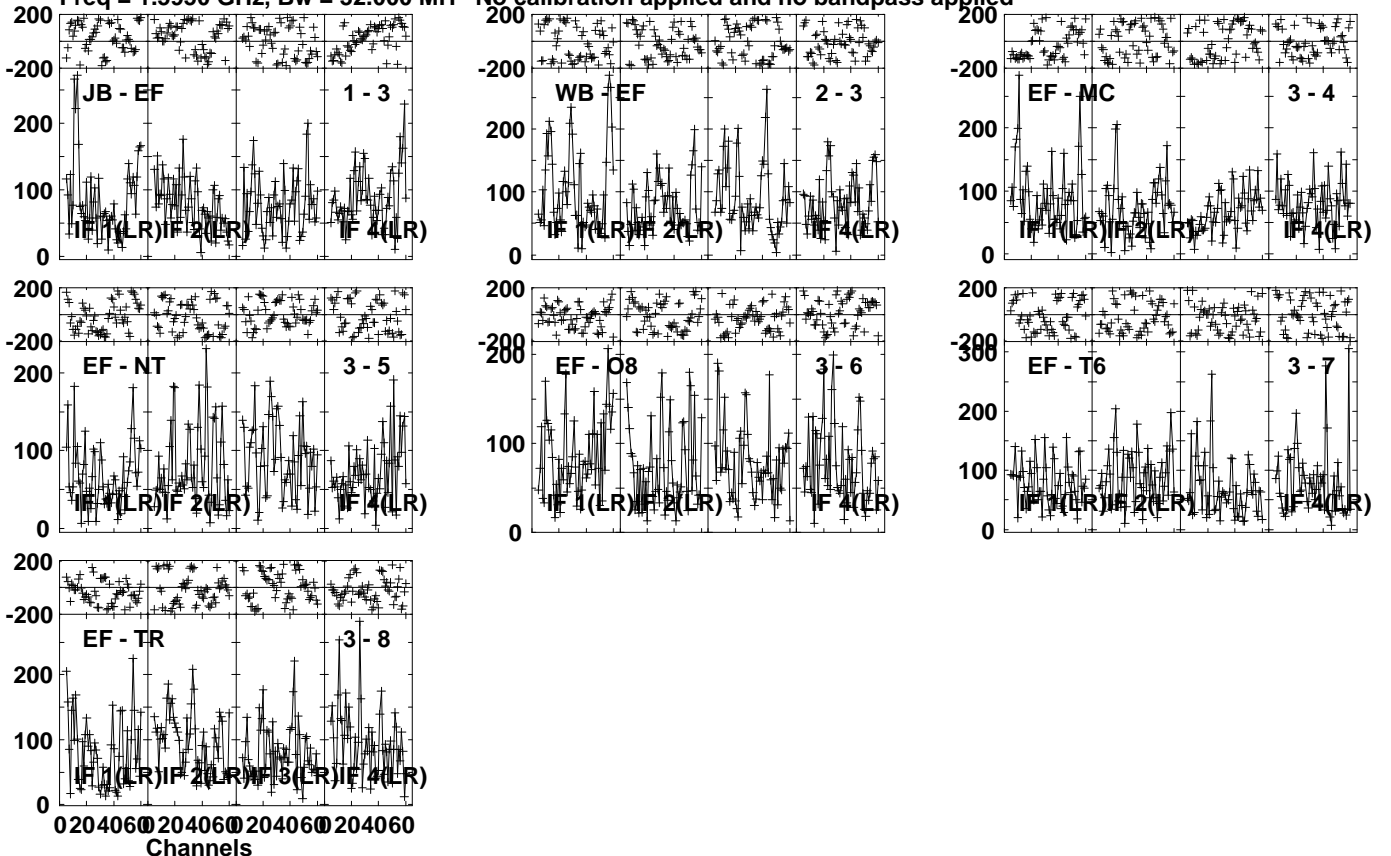
Timerange: 00/19:46:21 to 00/20:00:19

Plot file version 20 created 28-NOV-2022 17:09:38

NVSS0222 EV024E 2.UVDATA.1

Freq = 1.5950 GHz, Bw = 32.000 MH

No calibration applied and no bandpass applied



Lower frame: Micro Ampl Jy Top frame: Phas deg

Vector averaged cross-power spectrum Several baselines displayed

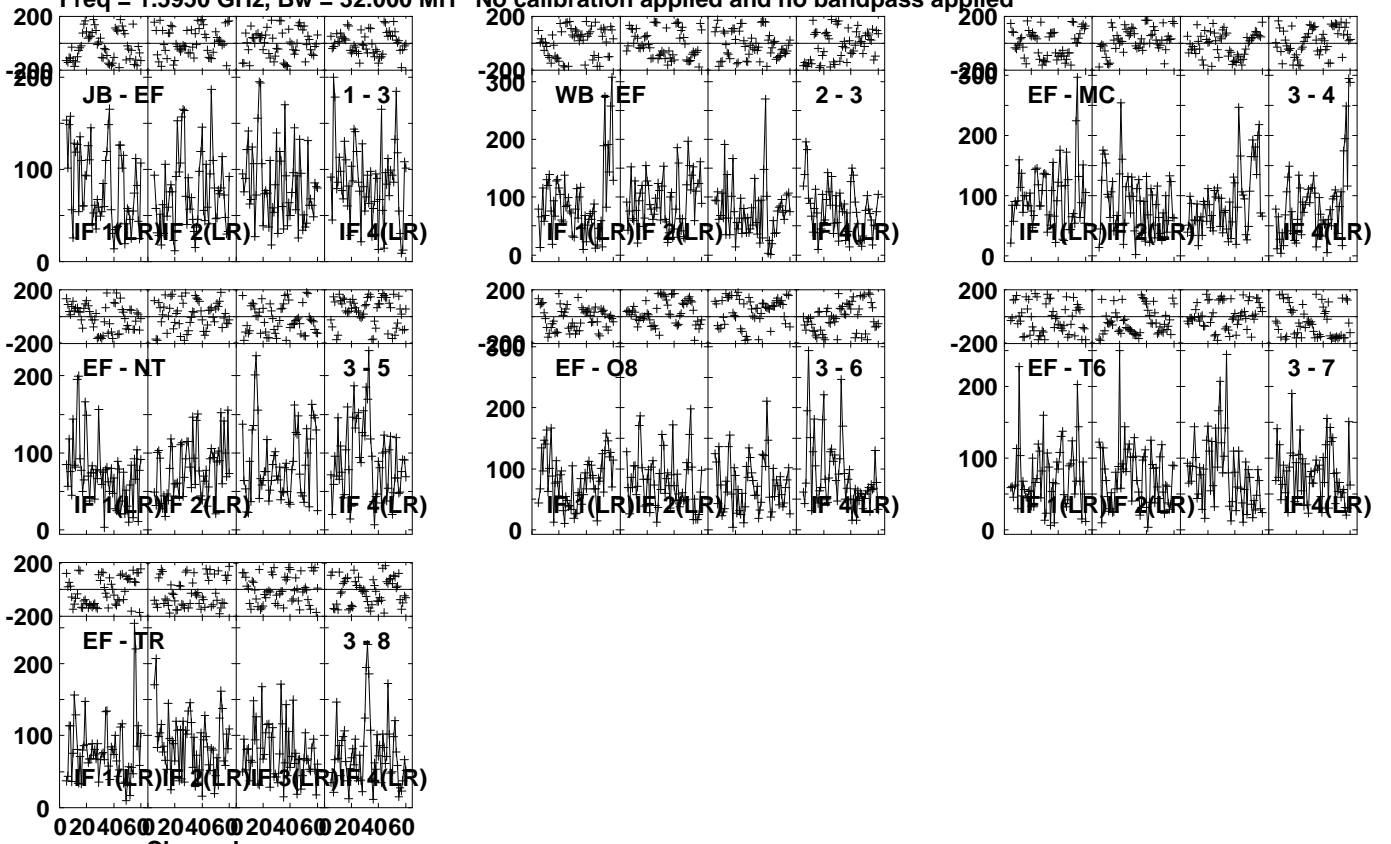
Timerange: 00/20:00:51 to 00/20:15:19

Plot file version 21 created 28-NOV-2022 17:09:39

NVSS0222 EV024E 2.UVDATA.1

Freq = 1.5950 GHz, Bw = 32.000 MH

No calibration applied and no bandpass applied



Lower frame: Micro Ampl Jy Top frame: Phas deg

Vector averaged cross-power spectrum Several baselines displayed

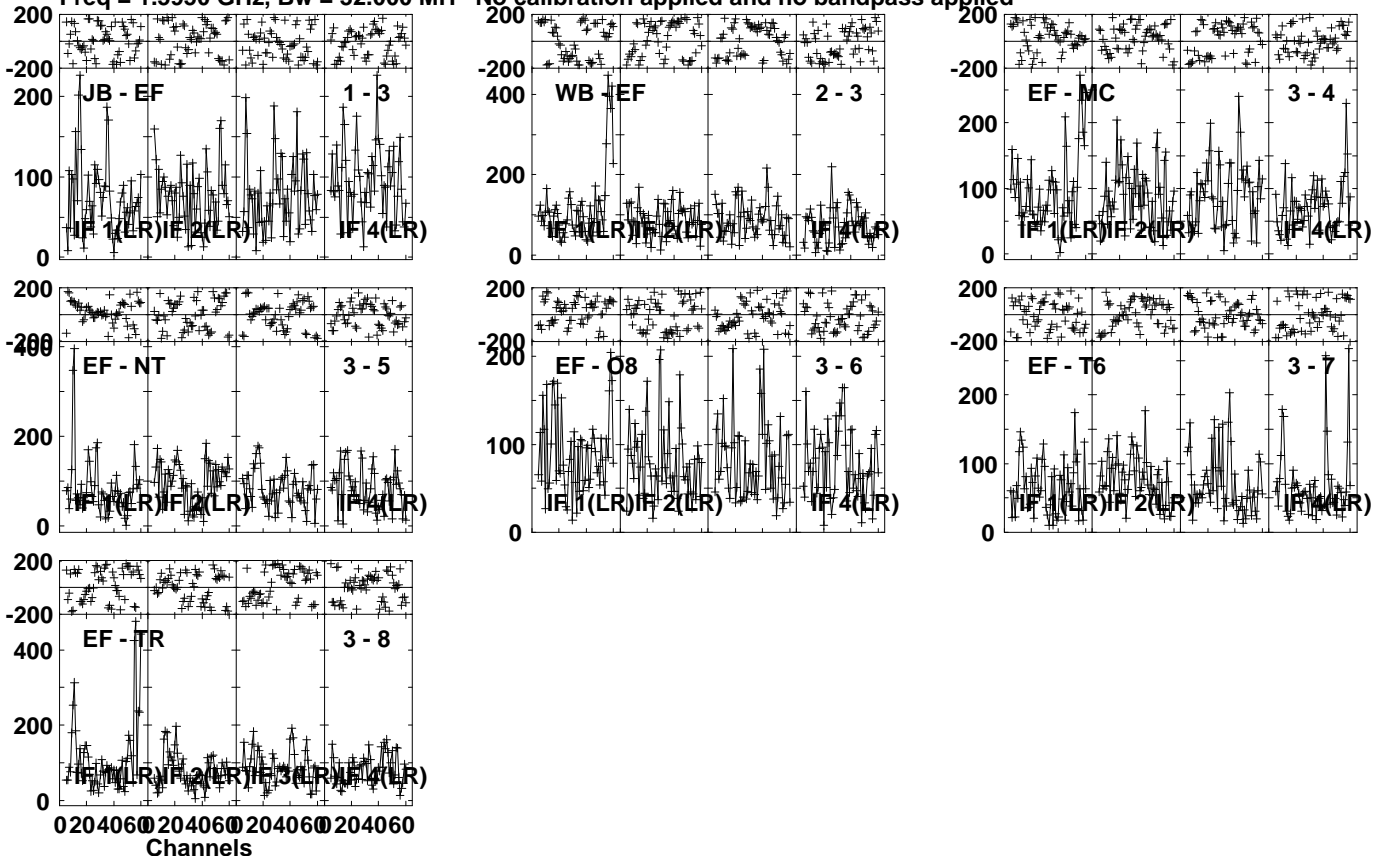
Timerange: 00/20:15:51 to 00/20:30:19

Plot file version 22 created 28-NOV-2022 17:09:40

NVSS0222 EV024E 2.UVDATA.1

Freq = 1.5950 GHz, Bw = 32.000 MH

No calibration applied and no bandpass applied



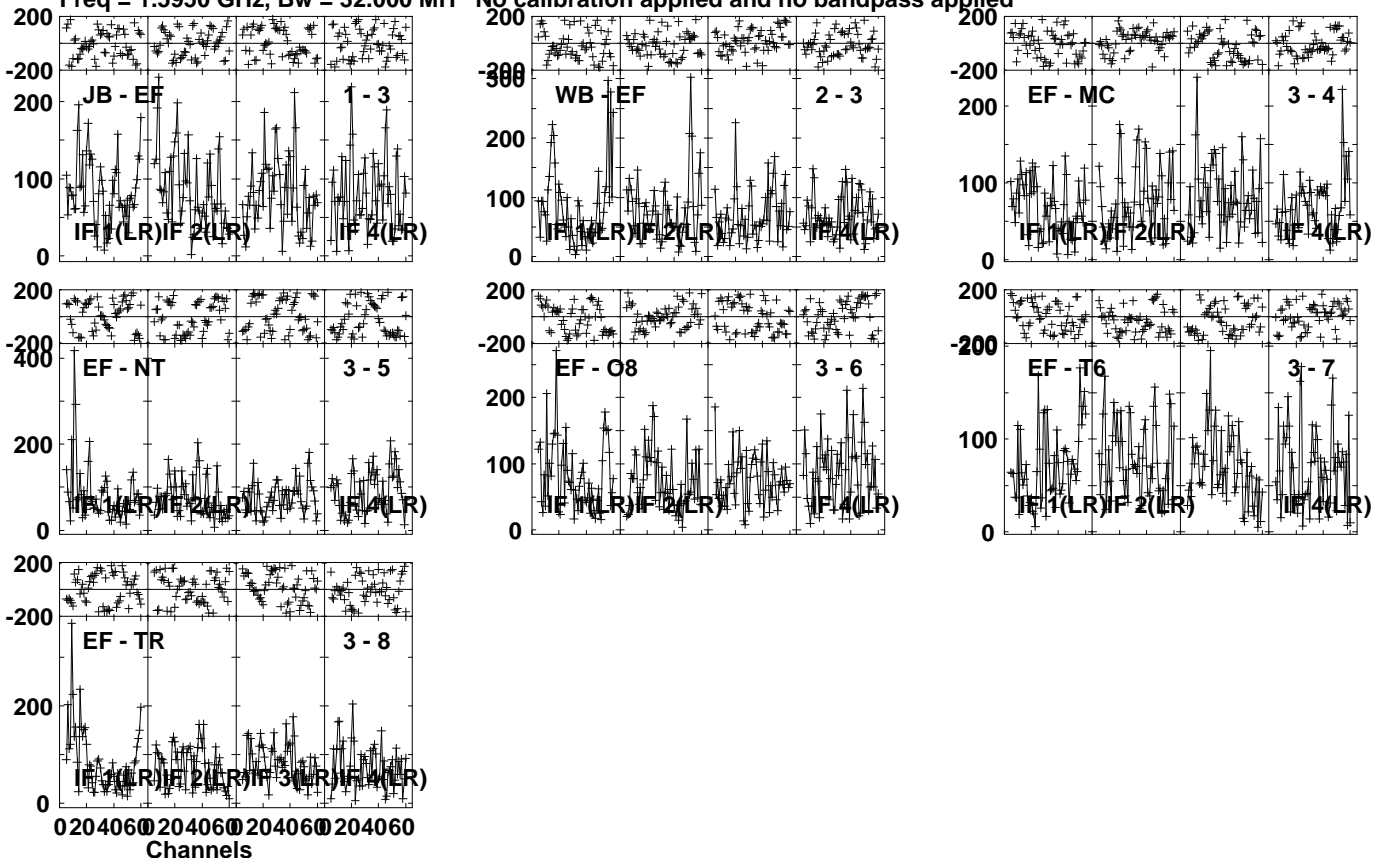
Lower frame: Micro Ampl Jy Top frame: Phas deg  
Vector averaged cross-power spectrum Several baselines displayed  
Timerange: 00/20:30:51 to 00/20:45:19

Plot file version 23 created 28-NOV-2022 17:09:40

NVSS0222 EV024E 2.UVDATA.1

Freq = 1.5950 GHz, Bw = 32.000 MH

No calibration applied and no bandpass applied



Lower frame: Micro Ampl Jy Top frame: Phas deg

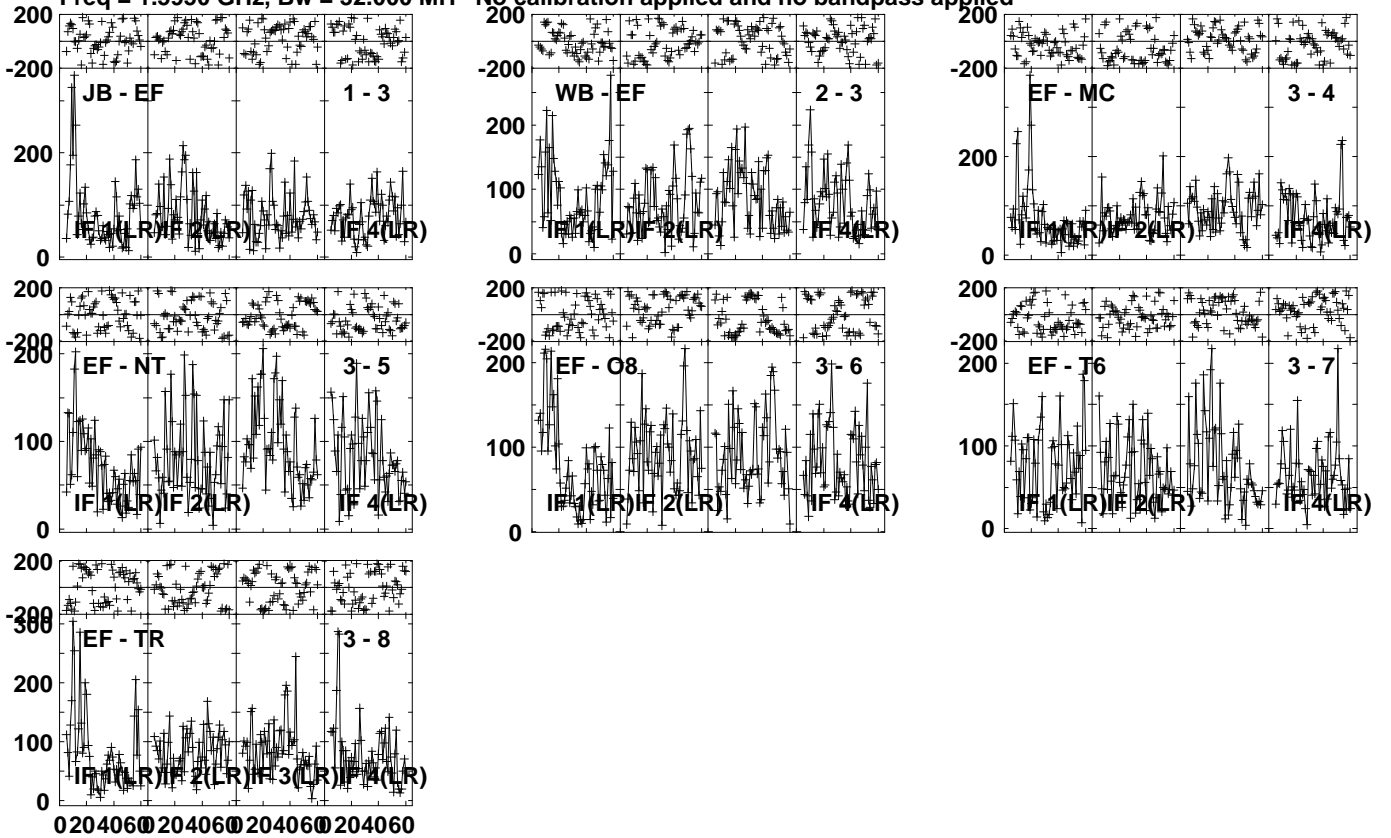
Vector averaged cross-power spectrum Several baselines displayed

Timerange: 00/20:45:51 to 00/21:00:19

Plot file version 24 created 28-NOV-2022 17:09:41

NVSS0222 EV024E 2.UVDATA.1

Freq = 1.5950 GHz, Bw = 32.000 MH No calibration applied and no bandpass applied



Lower frame: Micro Ampl Jy Top frame: Phas deg

Vector averaged cross-power spectrum Several baselines displayed

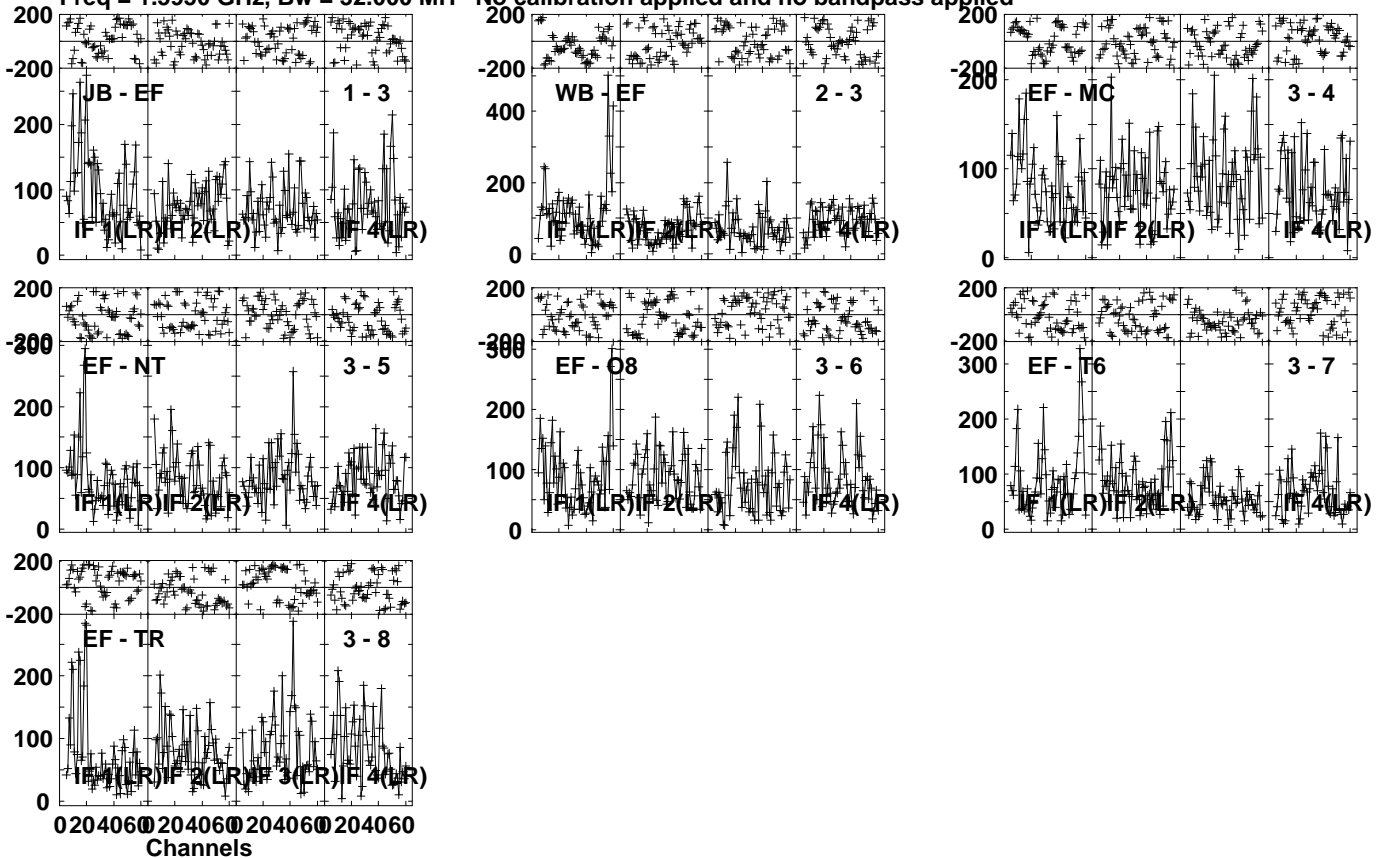
Timerange: 00/21:00:51 to 00/21:15:19



Plot file version 25 created 28-NOV-2022 17:09:41

NVSS0222 EV024E 2.UVDATA.1

Freq = 1.5950 GHz, Bw = 32.000 MH No calibration applied and no bandpass applied



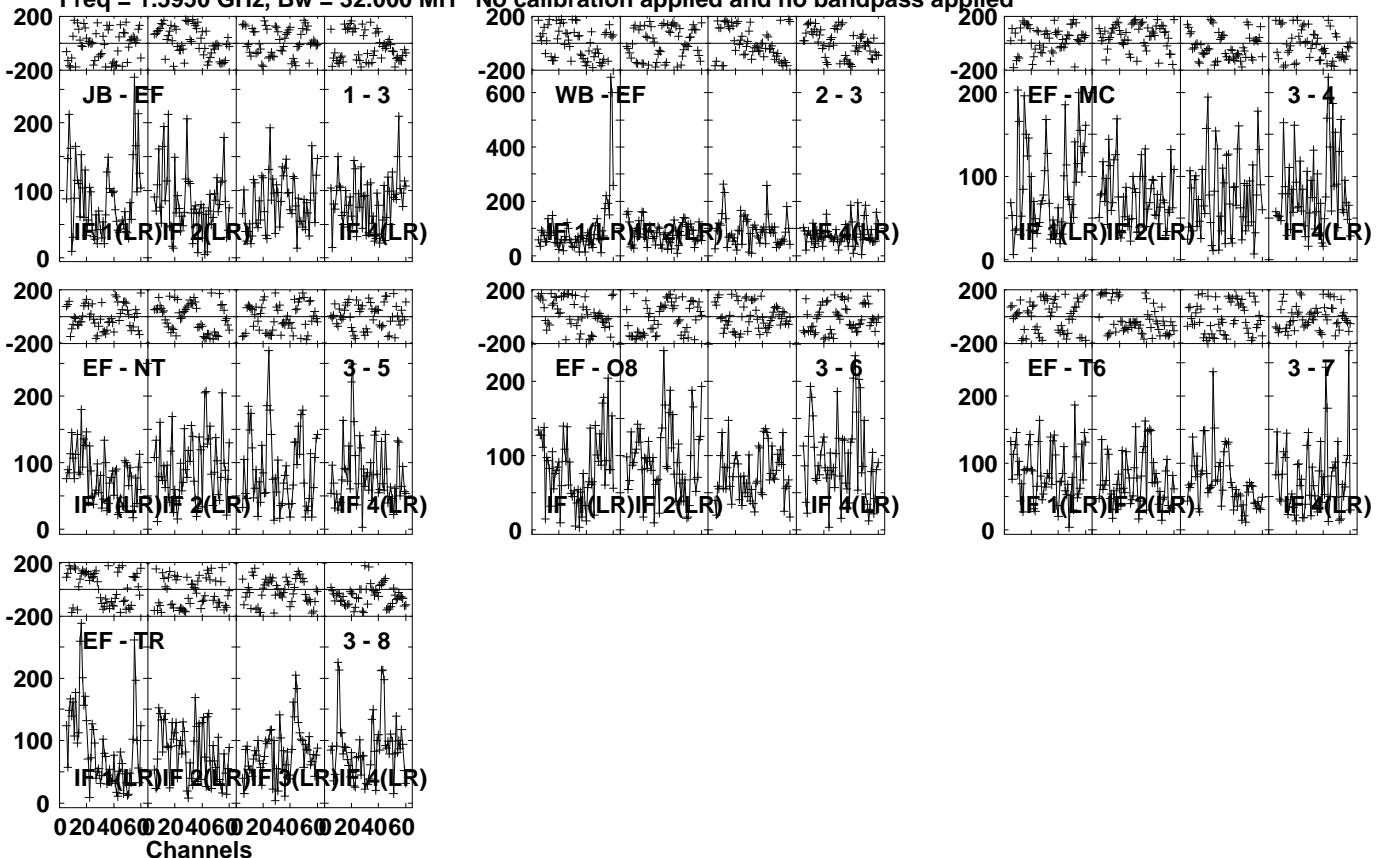
Lower frame: Micro Ampl Jy Top frame: Phas deg  
Vector averaged cross-power spectrum Several baselines displayed  
Timerange: 00/21:15:51 to 00/21:30:19

Plot file version 26 created 28-NOV-2022 17:09:42

NVSS0222 EV024E 2.UVDATA.1

Freq = 1.5950 GHz, Bw = 32.000 MH

No calibration applied and no bandpass applied

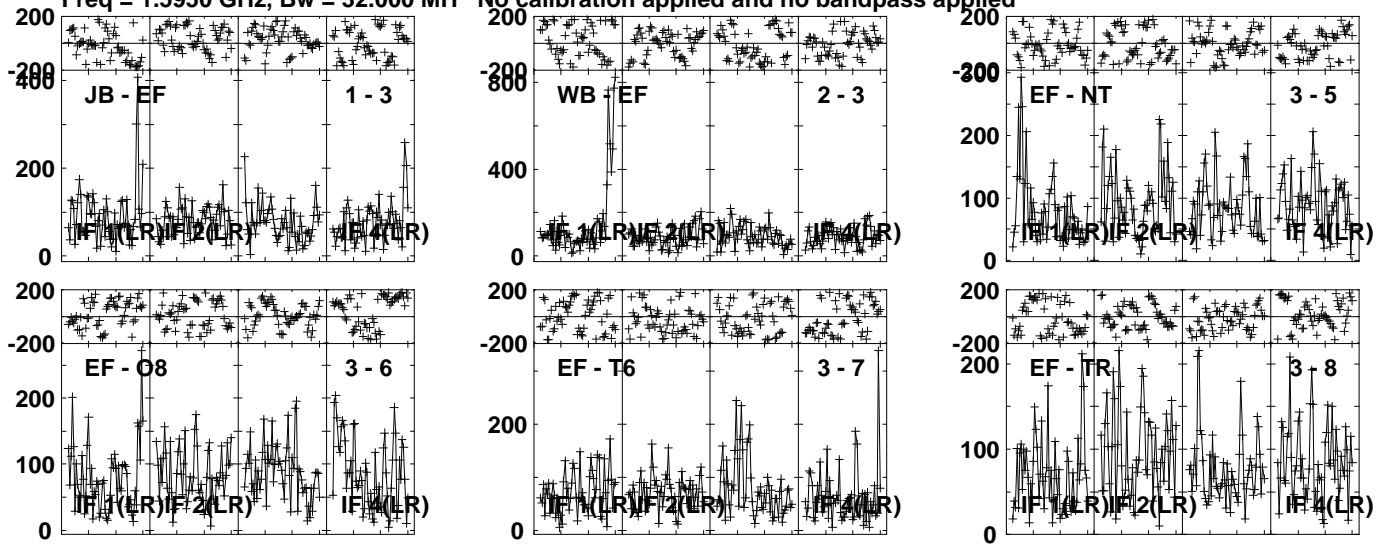


Lower frame: Micro Ampl Jy Top frame: Phas deg  
Vector averaged cross-power spectrum Several baselines displayed  
Timerange: 00/21:30:51 to 00/21:45:19

Plot file version 27 created 28-NOV-2022 17:09:43

NVSS0222 EV024E 2.UVDATA.1

Freq = 1.5950 GHz, Bw = 32.000 MH No calibration applied and no bandpass applied

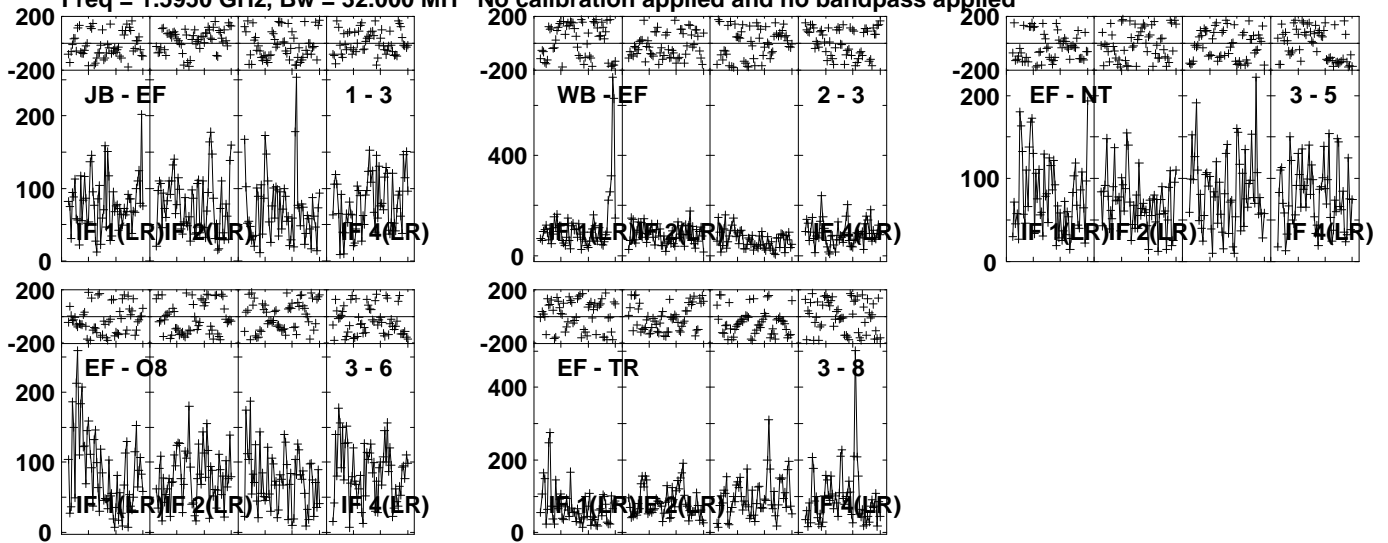


Lower frame: Micro Ampl Jy Top frame: Phas deg  
Vector averaged cross-power spectrum Several baselines displayed  
Timerange: 00/21:45:51 to 00/22:00:19

Plot file version 28 created 28-NOV-2022 17:09:43

NVSS0222 EV024E 2.UVDATA.1

Freq = 1.5950 GHz, Bw = 32.000 MH No calibration applied and no bandpass applied



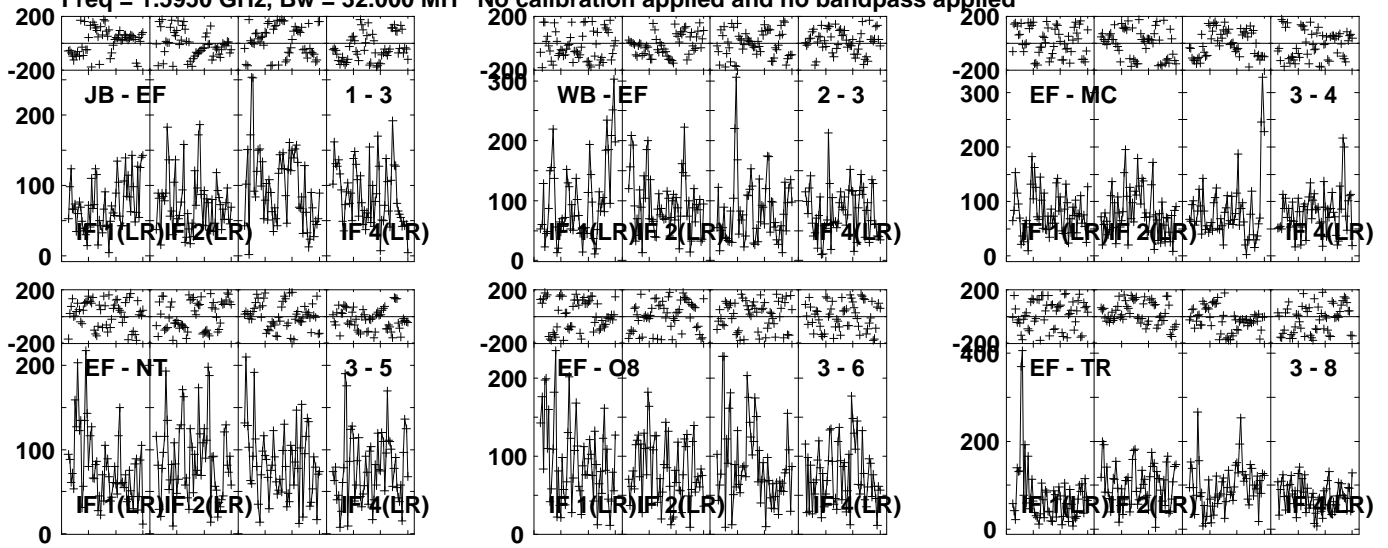
Lower frame: Micro Ampl Jy Top frame: Phas deg  
Vector averaged cross-power spectrum Several baselines displayed  
Timerange: 00/22:00:51 to 00/22:15:19

Plot file version 29 created 28-NOV-2022 17:09:43

NVSS0222 EV024E 2.UVDATA.1

Freq = 1.5950 GHz, Bw = 32.000 MH

No calibration applied and no bandpass applied



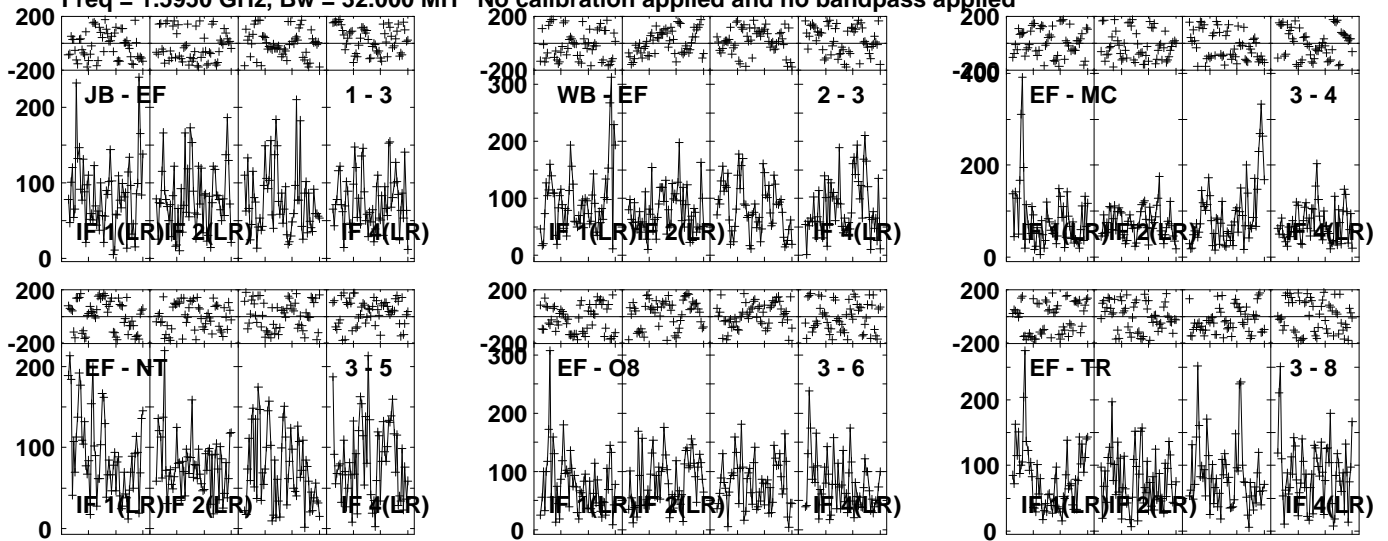
Lower frame: Micro Ampl Jy Top frame: Phas deg  
Vector averaged cross-power spectrum Several baselines displayed  
Timerange: 00/22:15:51 to 00/22:30:19

Plot file version 30 created 28-NOV-2022 17:09:44

NVSS0222 EV024E 2.UVDATA.1

Freq = 1.5950 GHz, Bw = 32.000 MH

No calibration applied and no bandpass applied



Lower frame: Micro Ampl Jy Top frame: Phas deg

Vector averaged cross-power spectrum Several baselines displayed

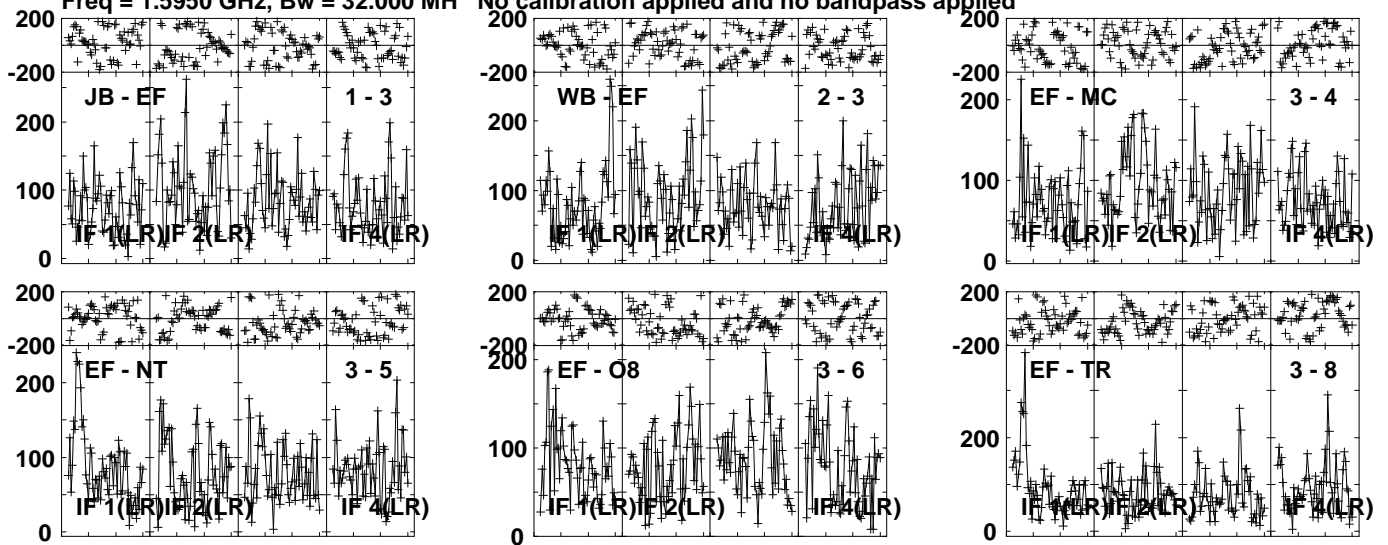
Timerange: 00/22:30:51 to 00/22:45:19

Plot file version 31 created 28-NOV-2022 17:09:44

NVSS0222 EV024E 2.UVDATA.1

Freq = 1.5950 GHz, Bw = 32.000 MH

No calibration applied and no bandpass applied



Lower frame: Micro Ampl Jy Top frame: Phas deg

Vector averaged cross-power spectrum Several baselines displayed

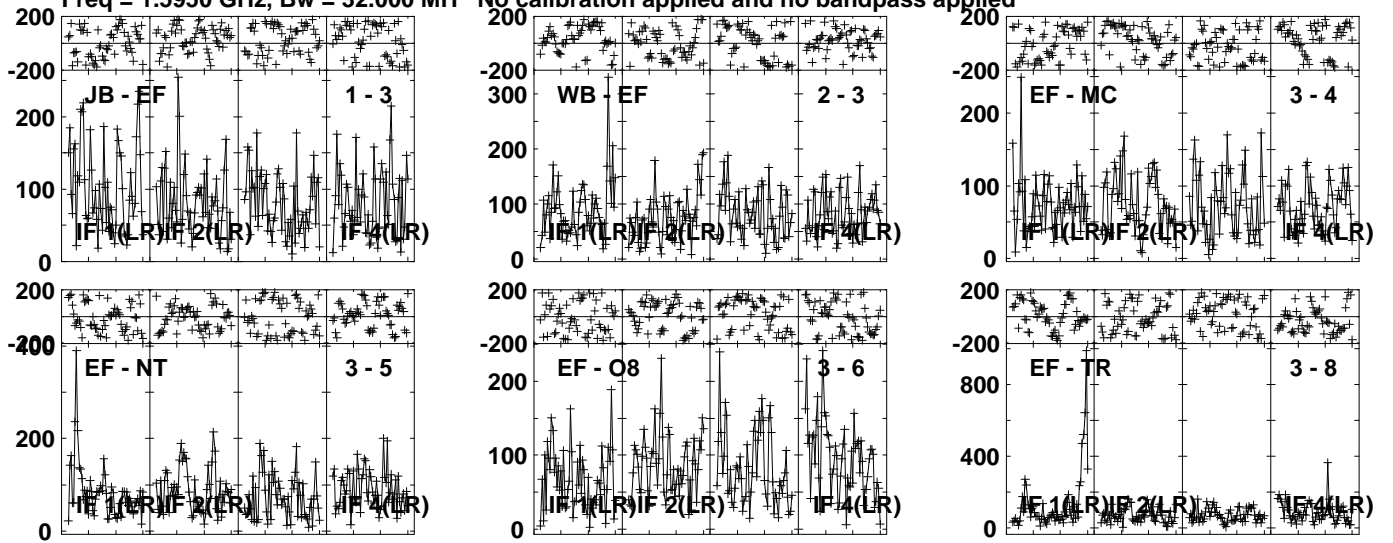
Timerange: 00/22:45:51 to 00/23:00:19

Plot file version 32 created 28-NOV-2022 17:09:45

NVSS0222 EV024E 2.UVDATA.1

Freq = 1.5950 GHz, Bw = 32.000 MH

No calibration applied and no bandpass applied



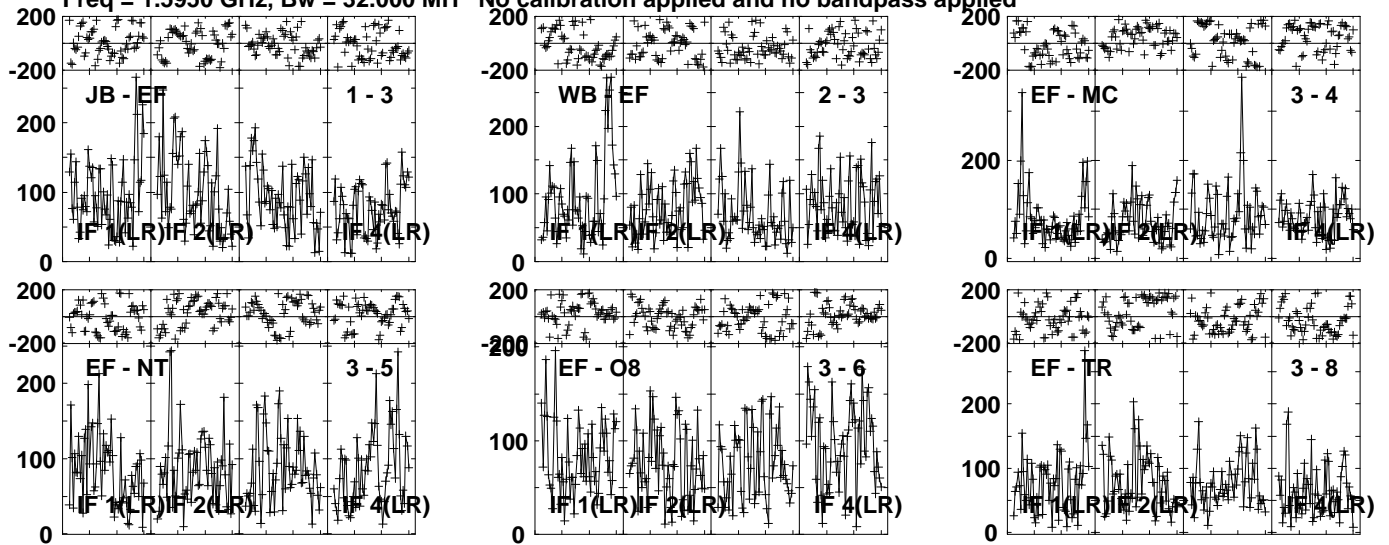
Lower frame: Micro Ampl Jy Top frame: Phas deg  
Vector averaged cross-power spectrum Several baselines displayed  
Timerange: 00/23:00:51 to 00/23:15:19



Plot file version 33 created 28-NOV-2022 17:09:45

NVSS0222 EV024E 2.UVDATA.1

Freq = 1.5950 GHz, Bw = 32.000 MH No calibration applied and no bandpass applied



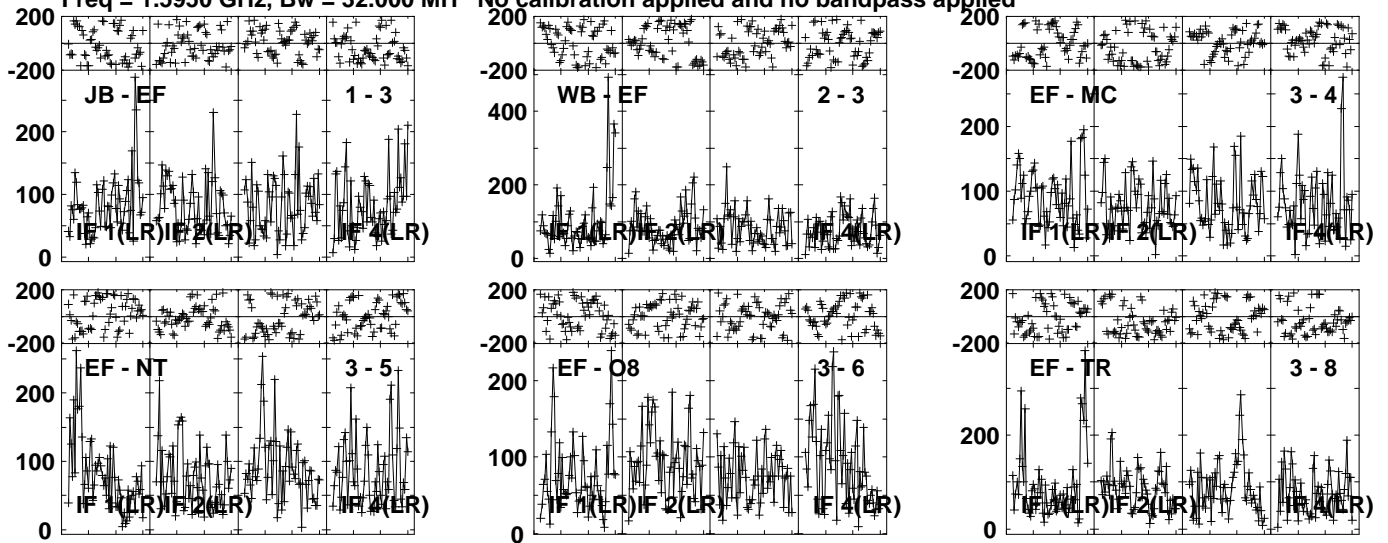
Lower frame: Micro Ampl Jy Top frame: Phas deg  
Vector averaged cross-power spectrum Several baselines displayed  
Timerange: 00/23:15:51 to 00/23:30:19

Plot file version 34 created 28-NOV-2022 17:09:46

NVSS0222 EV024E 2.UVDATA.1

Freq = 1.5950 GHz, Bw = 32.000 MH

No calibration applied and no bandpass applied



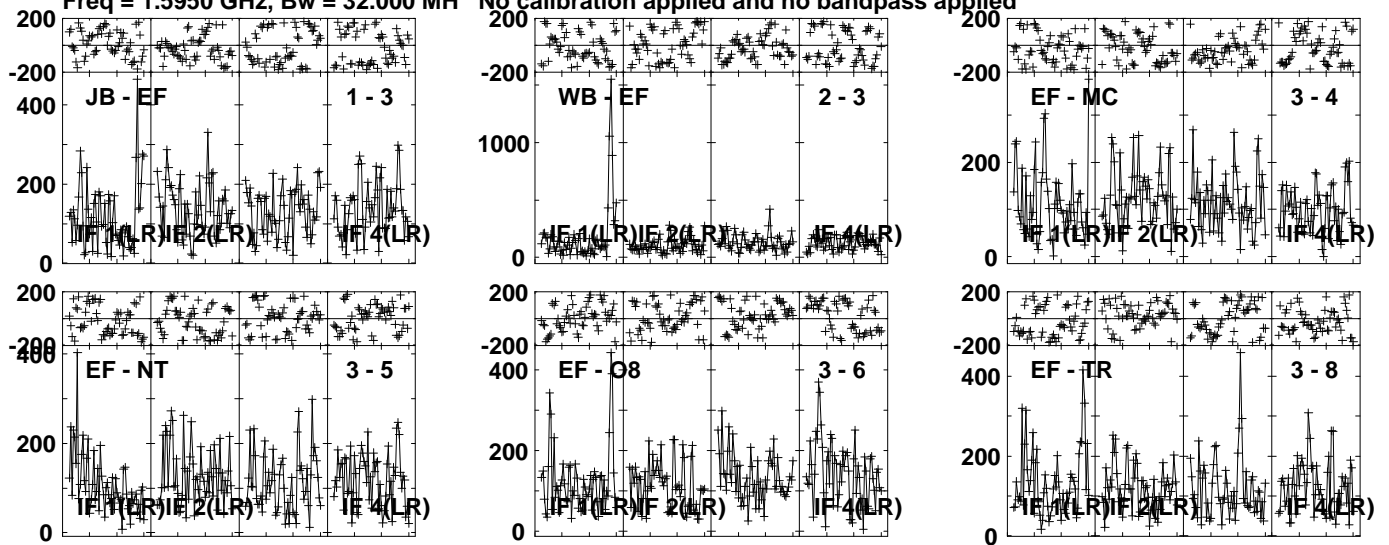
Lower frame: Micro Ampl Jy Top frame: Phas deg  
Vector averaged cross-power spectrum Several baselines displayed  
Timerange: 00/23:30:51 to 00/23:45:19

Plot file version 35 created 28-NOV-2022 17:09:46

NVSS0222 EV024E 2.UVDATA.1

Freq = 1.5950 GHz, Bw = 32.000 MH

No calibration applied and no bandpass applied

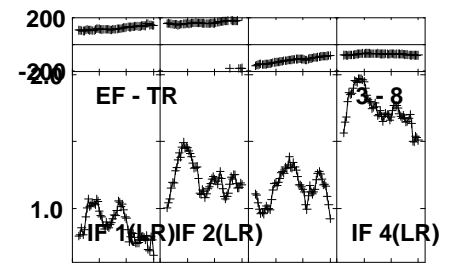
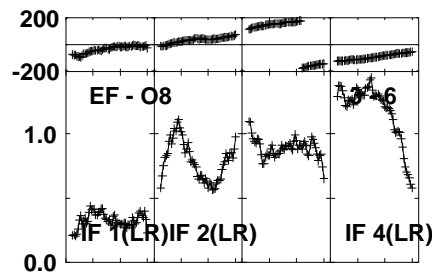
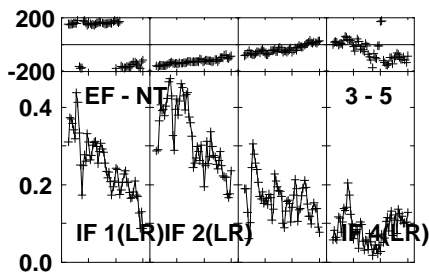
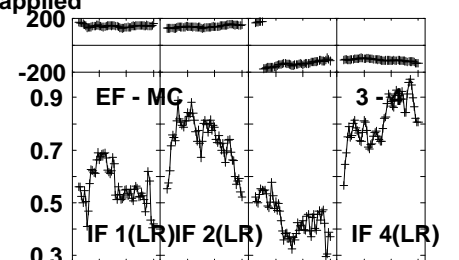
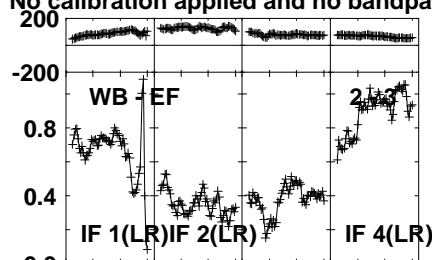
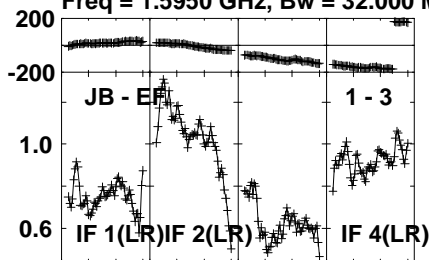


Lower frame: Micro Ampl Jy Top frame: Phas deg  
Vector averaged cross-power spectrum Several baselines displayed  
Timerange: 00/23:45:51 to 00/23:52:19

Plot file version 36 created 28-NOV-2022 17:09:46

0133+476 EV024E 2.UVDATA.1

Freq = 1.5950 GHz, Bw = 32.000 MH No calibration applied and no bandpass applied

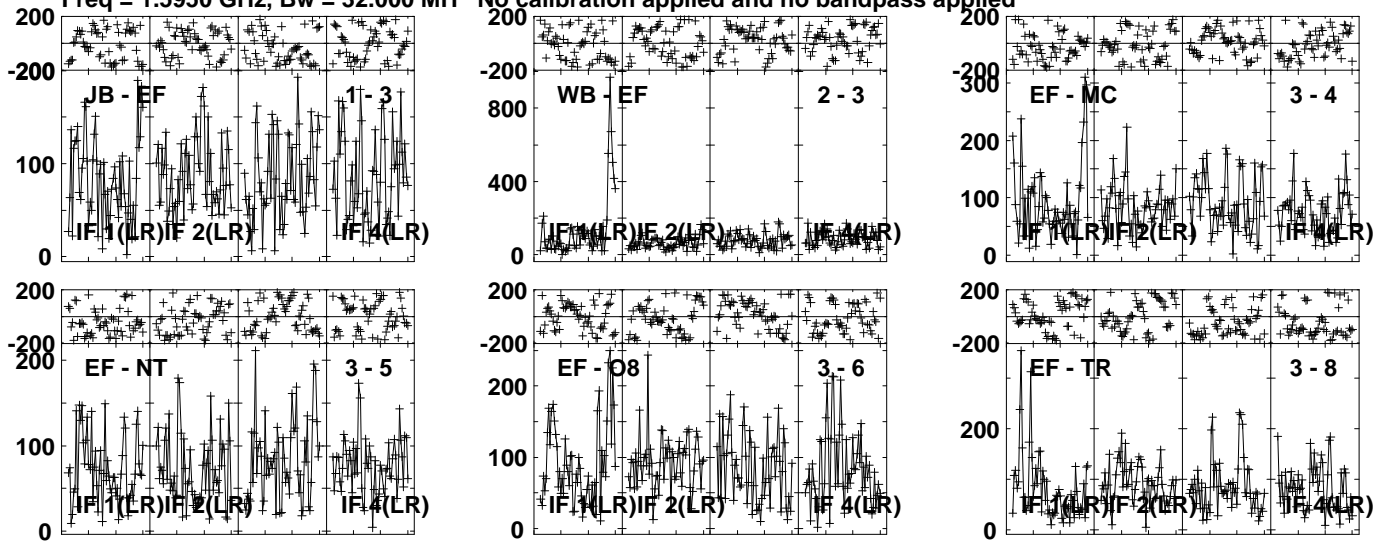


Lower frame: Milli Ampl Jy Top frame: Phas deg  
Vector averaged cross-power spectrum Several baselines displayed  
Timerange: 00/23:57:21 to 01/00:02:19

Plot file version 37 created 28-NOV-2022 17:09:47

NVSS0222 EV024E 2.UVDATA.1

Freq = 1.5950 GHz, Bw = 32.000 MH No calibration applied and no bandpass applied

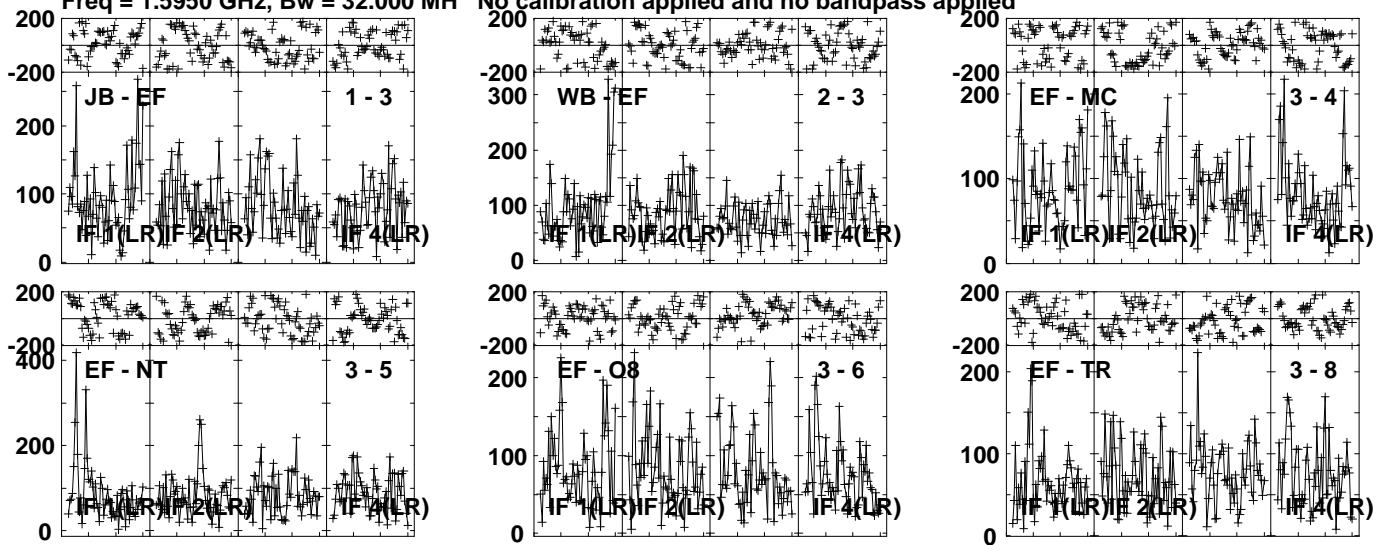


Lower frame: Micro Ampl Jy Top frame: Phas deg  
Vector averaged cross-power spectrum Several baselines displayed  
Timerange: 01/00:04:21 to 01/00:18:19

Plot file version 38 created 28-NOV-2022 17:09:47

NVSS0222 EV024E 2.UVDATA.1

Freq = 1.5950 GHz, Bw = 32.000 MH No calibration applied and no bandpass applied

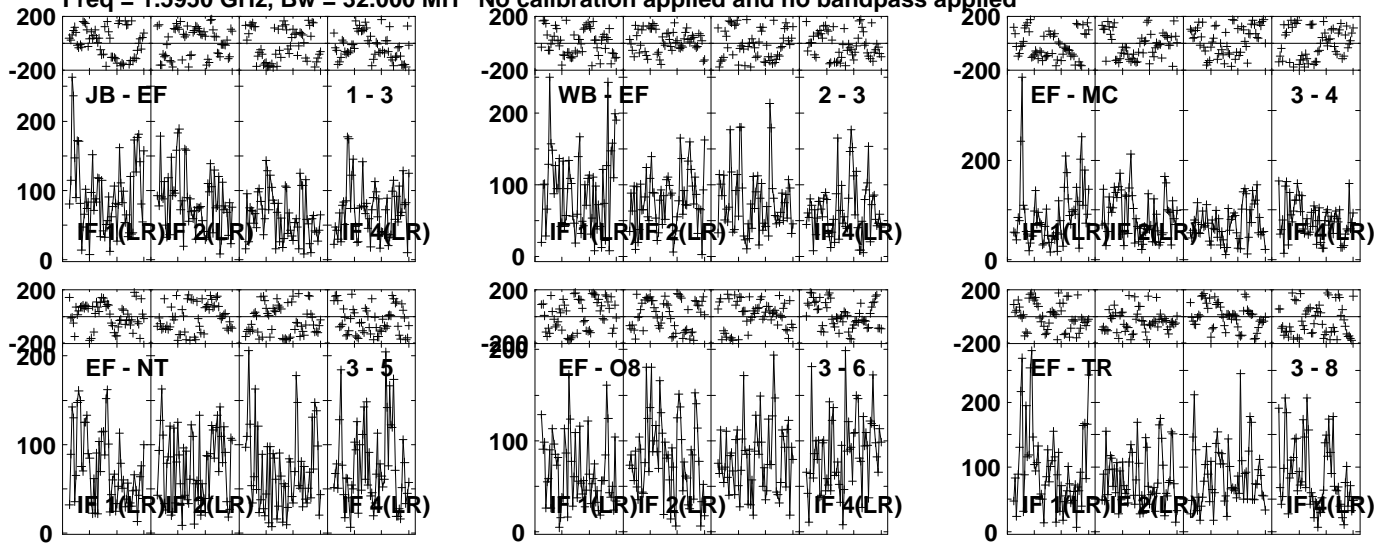


Lower frame: Micro Ampl Jy Top frame: Phas deg  
Vector averaged cross-power spectrum Several baselines displayed  
Timerange: 01/00:18:51 to 01/00:33:19

Plot file version 39 created 28-NOV-2022 17:09:48

NVSS0222 EV024E 2.UVDATA.1

Freq = 1.5950 GHz, Bw = 32.000 MH No calibration applied and no bandpass applied



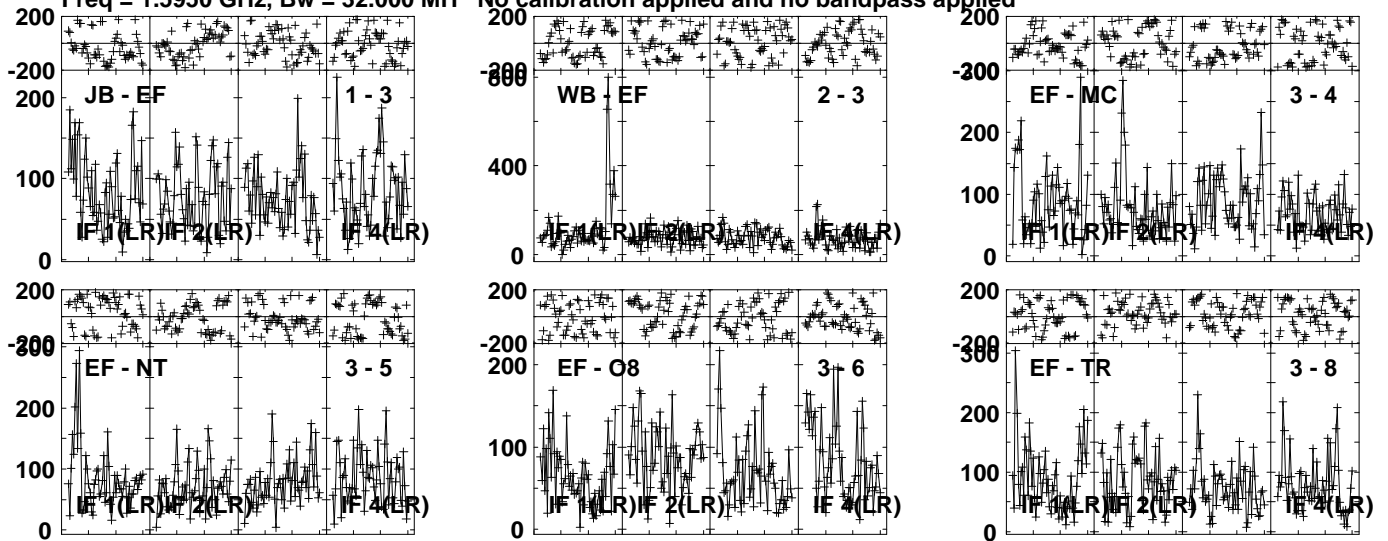
Lower frame: Micro Ampl Jy Top frame: Phas deg  
Vector averaged cross-power spectrum Several baselines displayed  
Timerange: 01/00:33:51 to 01/00:48:19

Plot file version 40 created 28-NOV-2022 17:09:48

NVSS0222 EV024E 2.UVDATA.1

Freq = 1.5950 GHz, Bw = 32.000 MH

No calibration applied and no bandpass applied



Lower frame: Micro Ampl Jy Top frame: Phas deg  
Vector averaged cross-power spectrum Several baselines displayed  
Timerange: 01/00:48:51 to 01/01:03:19

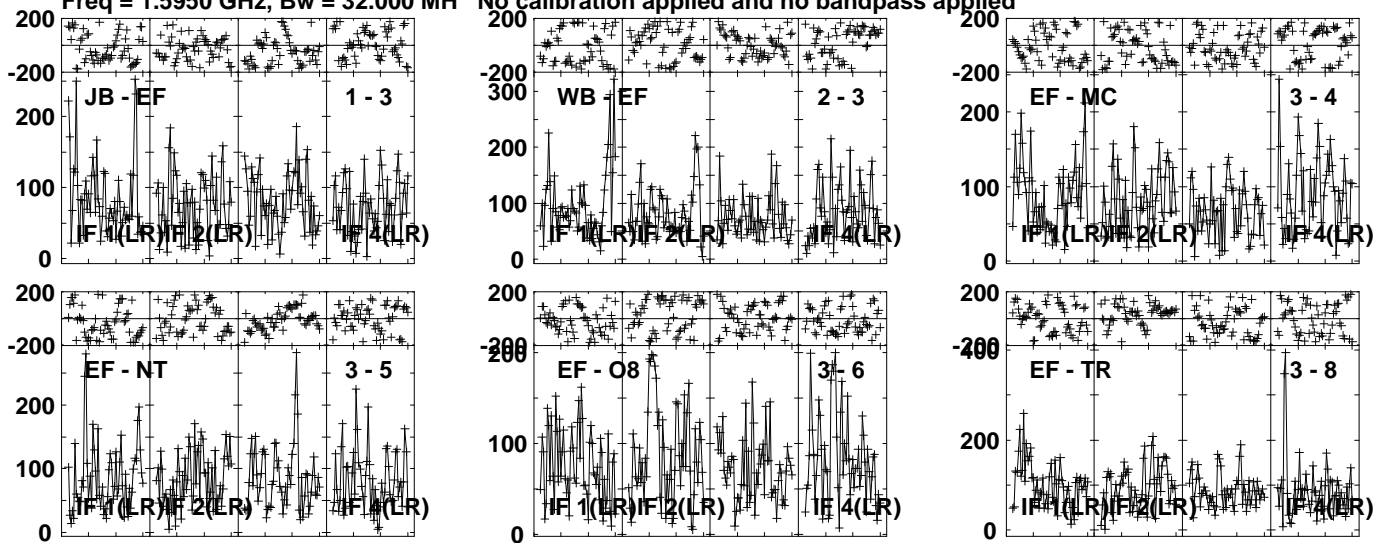


Plot file version 41 created 28-NOV-2022 17:09:49

NVSS0222 EV024E 2.UVDATA.1

Freq = 1.5950 GHz, Bw = 32.000 MH

No calibration applied and no bandpass applied



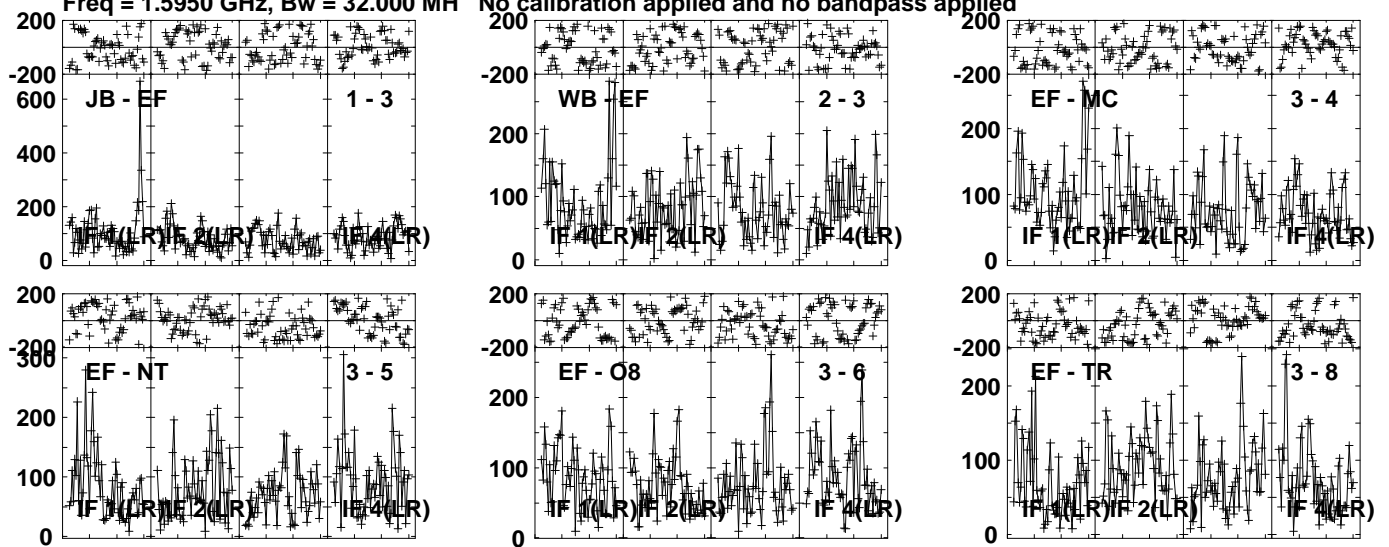
Lower frame: Micro Ampl Jy Top frame: Phas deg  
Vector averaged cross-power spectrum Several baselines displayed  
Timerange: 01/01:03:51 to 01/01:18:19

Plot file version 42 created 28-NOV-2022 17:09:50

NVSS0222 EV024E 2.UVDATA.1

Freq = 1.5950 GHz, Bw = 32.000 MH

No calibration applied and no bandpass applied

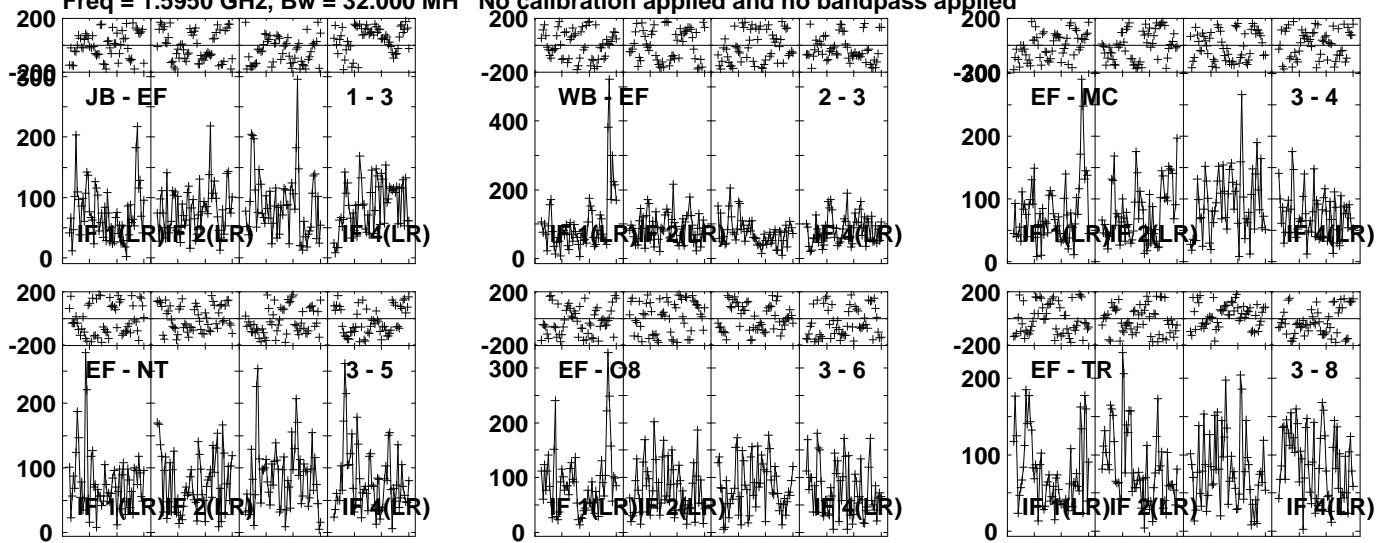


Lower frame: Micro Ampl Jy Top frame: Phas deg  
Vector averaged cross-power spectrum Several baselines displayed  
Timerange: 01/01:18:51 to 01/01:33:19

Plot file version 43 created 28-NOV-2022 17:09:50

NVSS0222 EV024E 2.UVDATA.1

Freq = 1.5950 GHz, Bw = 32.000 MH No calibration applied and no bandpass applied

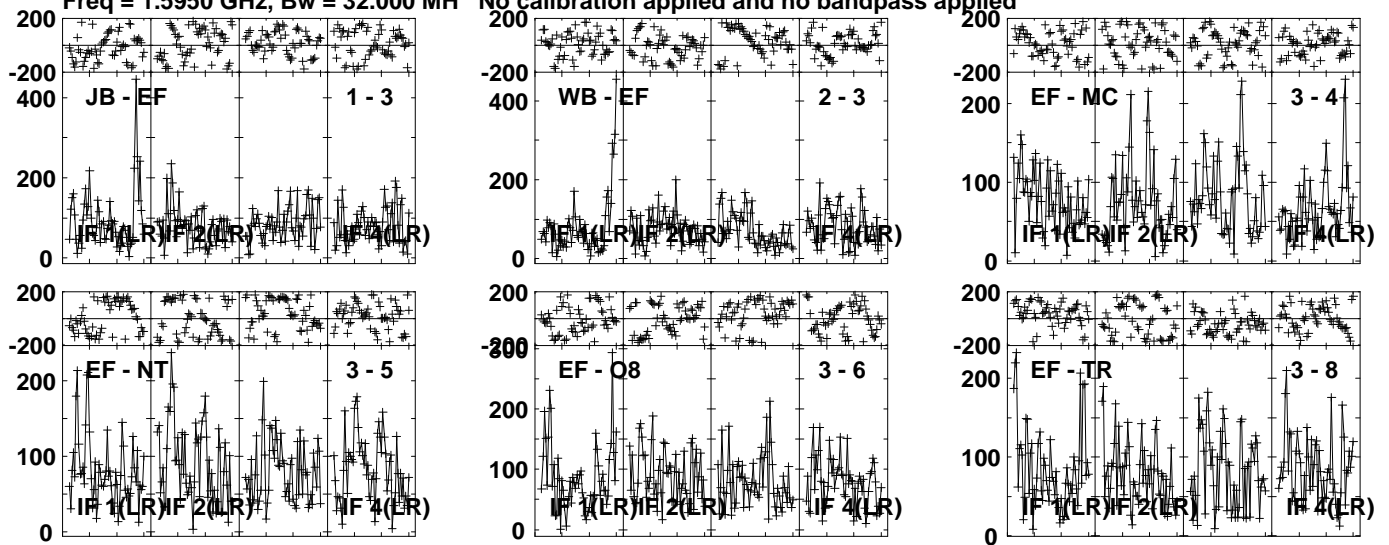


Lower frame: Micro Ampl Jy Top frame: Phas deg  
Vector averaged cross-power spectrum Several baselines displayed  
Timerange: 01/01:33:51 to 01/01:48:19

Plot file version 44 created 28-NOV-2022 17:09:51

NVSS0222 EV024E 2.UVDATA.1

Freq = 1.5950 GHz, Bw = 32.000 MH No calibration applied and no bandpass applied

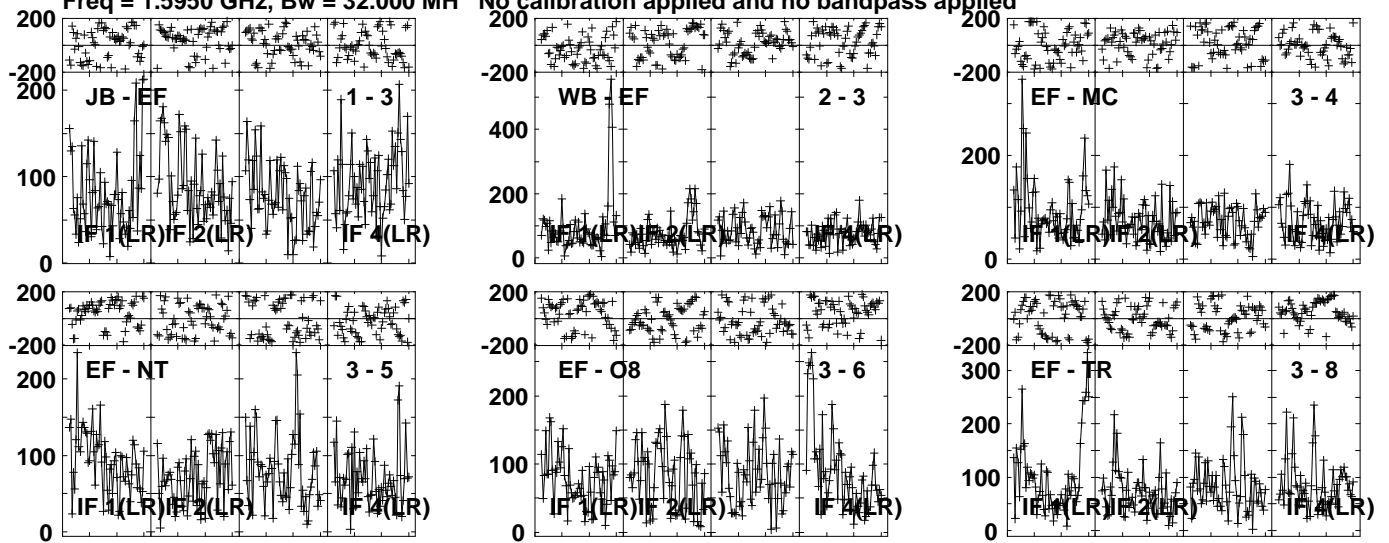


Lower frame: Micro Ampl Jy Top frame: Phas deg  
Vector averaged cross-power spectrum Several baselines displayed  
Timerange: 01/01:48:51 to 01/02:03:19

Plot file version 45 created 28-NOV-2022 17:09:51

NVSS0222 EV024E 2.UVDATA.1

Freq = 1.5950 GHz, Bw = 32.000 MH No calibration applied and no bandpass applied

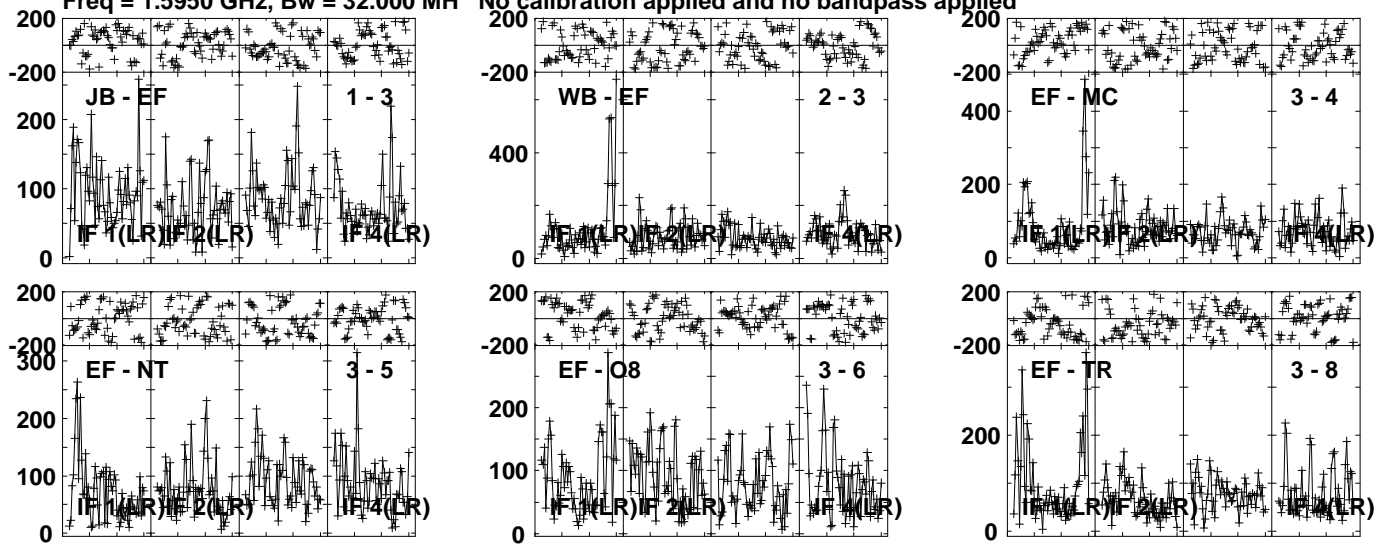


Lower frame: Micro Ampl Jy Top frame: Phas deg  
Vector averaged cross-power spectrum Several baselines displayed  
Timerange: 01/02:03:51 to 01/02:18:19

Plot file version 46 created 28-NOV-2022 17:09:52

NVSS0222 EV024E 2.UVDATA.1

Freq = 1.5950 GHz, Bw = 32.000 MH No calibration applied and no bandpass applied



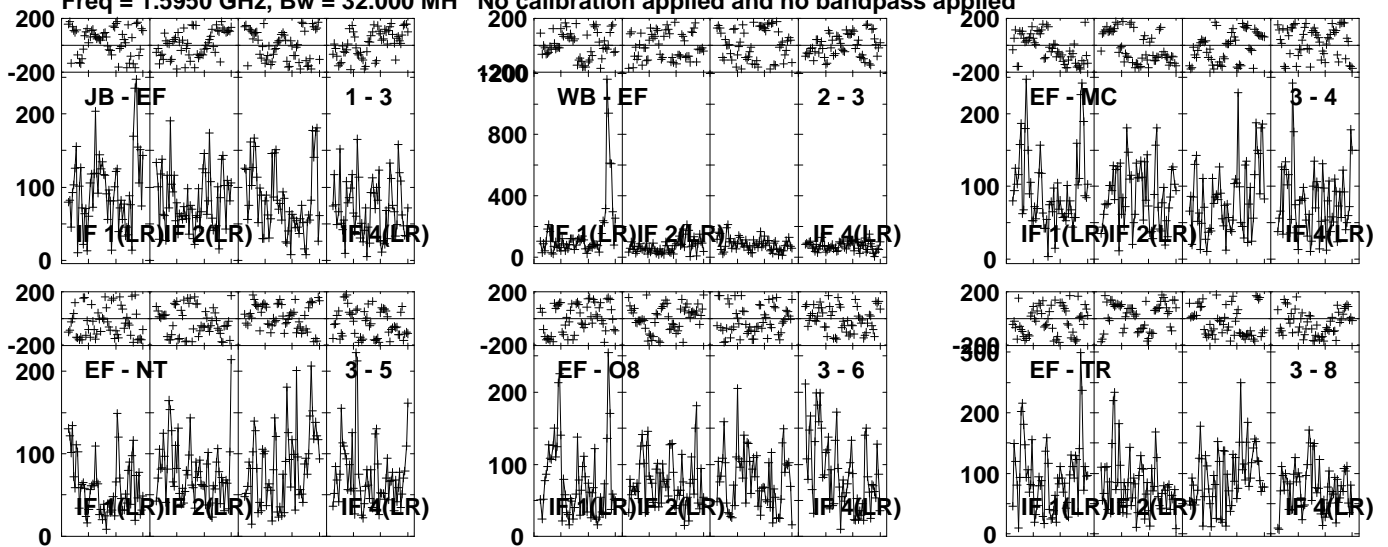
Lower frame: Micro Ampl Jy Top frame: Phas deg  
Vector averaged cross-power spectrum Several baselines displayed  
Timerange: 01/02:18:51 to 01/02:33:19

Plot file version 47 created 28-NOV-2022 17:09:52

NVSS0222 EV024E 2.UVDATA.1

Freq = 1.5950 GHz, Bw = 32.000 MH

No calibration applied and no bandpass applied

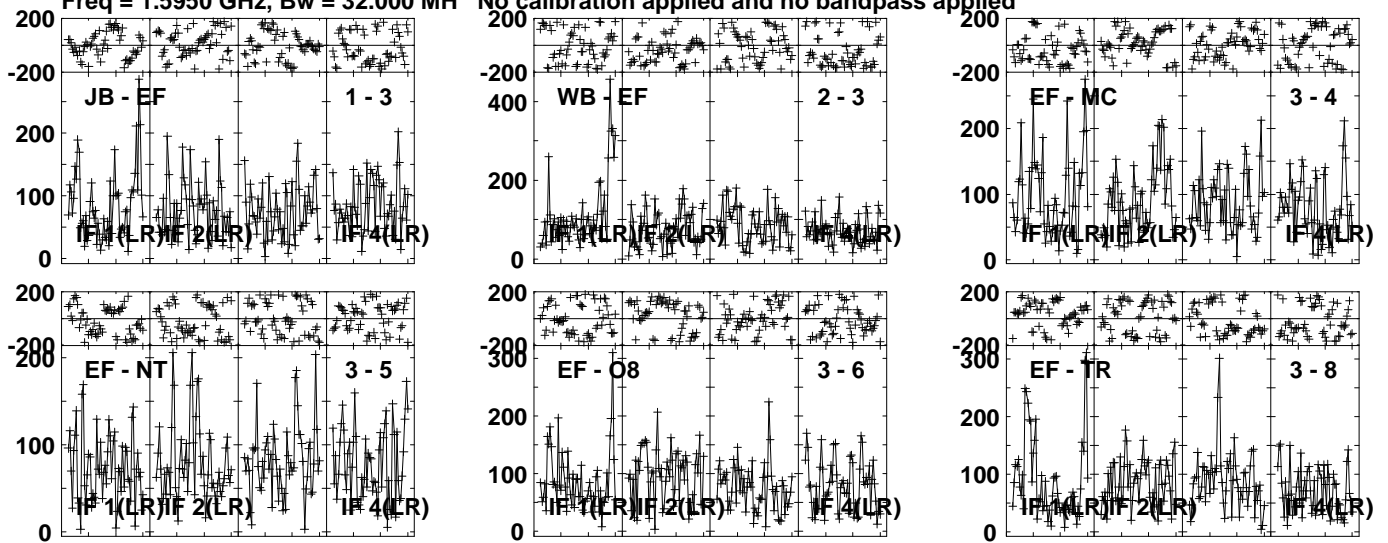


Lower frame: Micro Ampl Jy Top frame: Phas deg  
Vector averaged cross-power spectrum Several baselines displayed  
Timerange: 01/02:33:51 to 01/02:48:19

Plot file version 48 created 28-NOV-2022 17:09:53

NVSS0222 EV024E 2.UVDATA.1

Freq = 1.5950 GHz, Bw = 32.000 MH No calibration applied and no bandpass applied



Lower frame: Micro Ampl Jy Top frame: Phas deg  
Vector averaged cross-power spectrum Several baselines displayed  
Timerange: 01/02:48:51 to 01/03:03:19

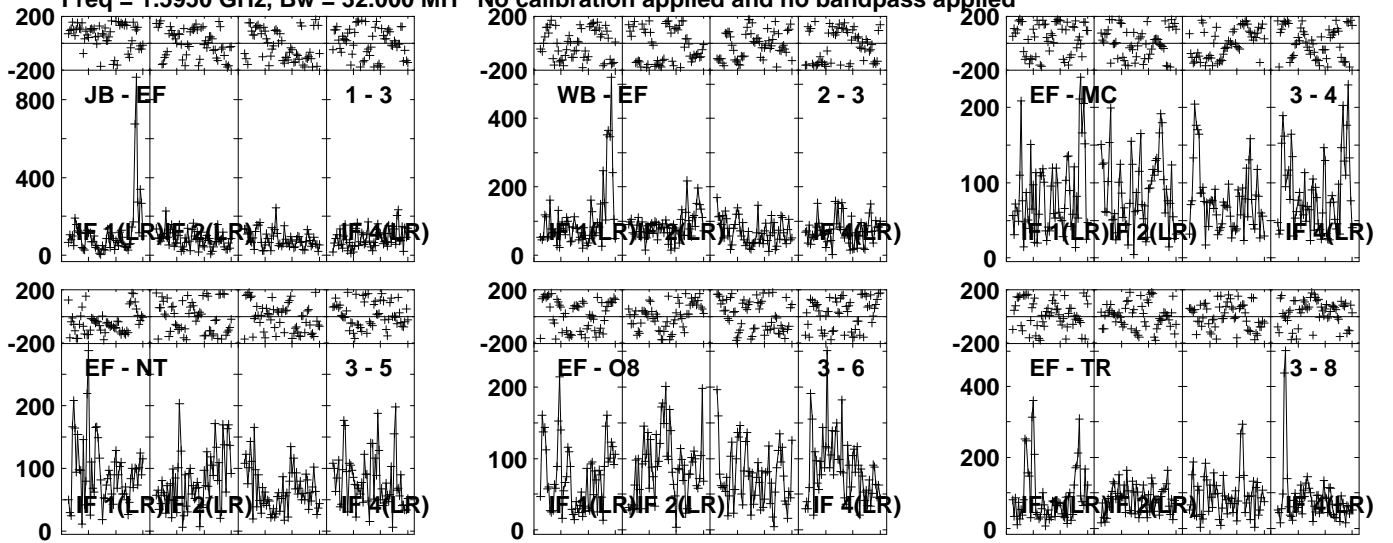


Plot file version 49 created 28-NOV-2022 17:09:53

NVSS0222 EV024E 2.UVDATA.1

Freq = 1.5950 GHz, Bw = 32.000 MH

No calibration applied and no bandpass applied



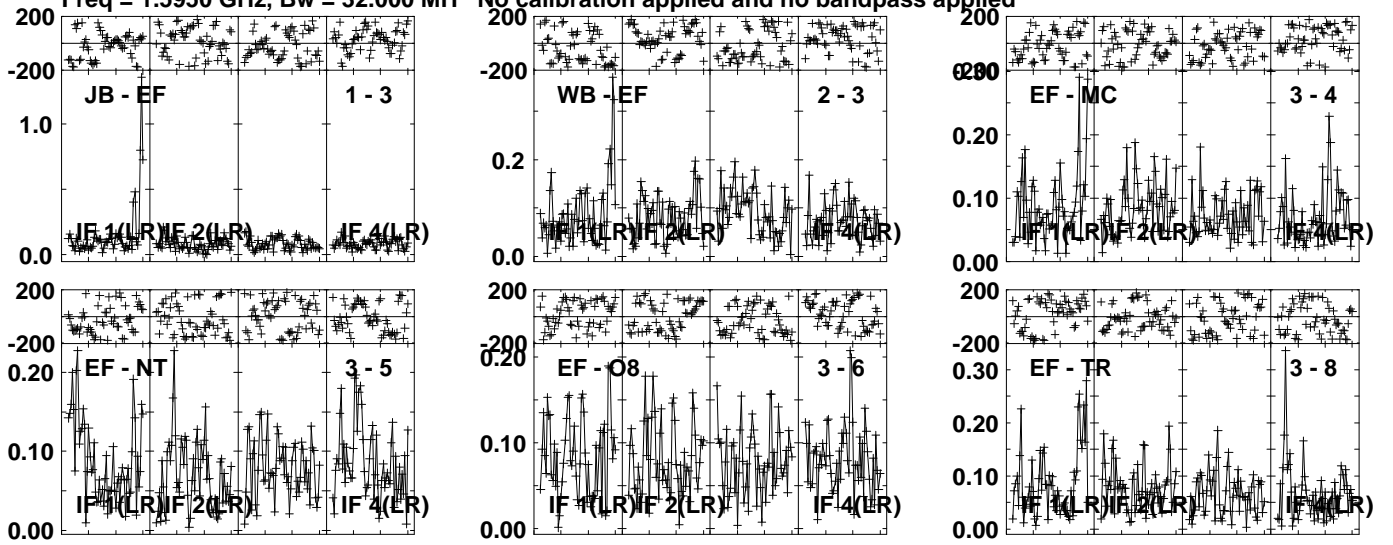
Lower frame: Micro Ampl Jy Top frame: Phas deg  
Vector averaged cross-power spectrum Several baselines displayed  
Timerange: 01/03:03:51 to 01/03:18:19

Plot file version 50 created 28-NOV-2022 17:09:54

NVSS0222 EV024E 2.UVDATA.1

Freq = 1.5950 GHz, Bw = 32.000 MH

No calibration applied and no bandpass applied



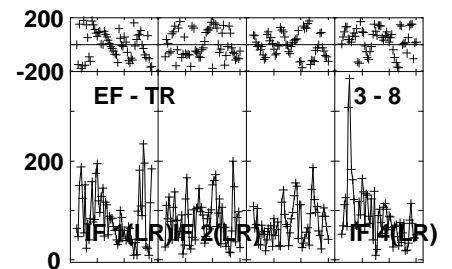
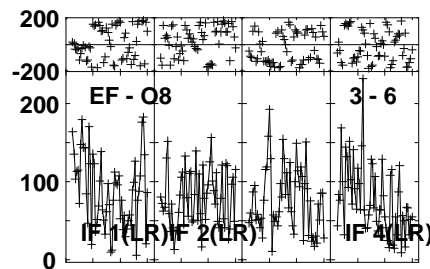
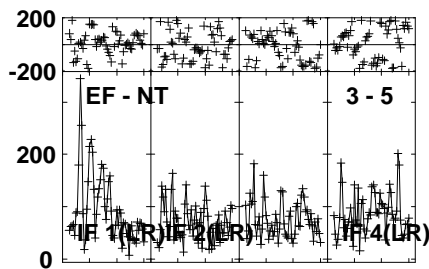
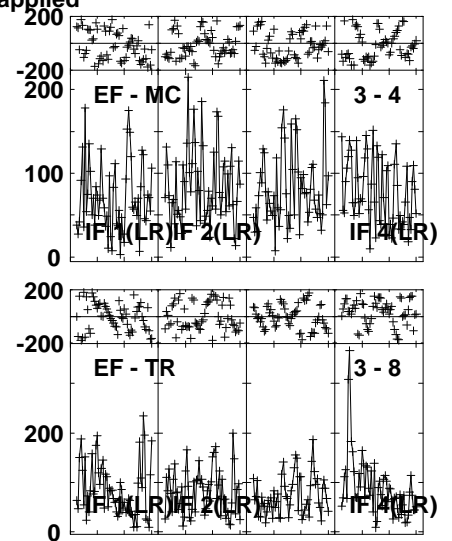
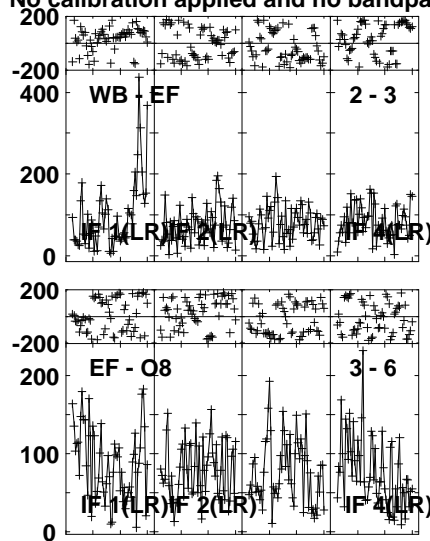
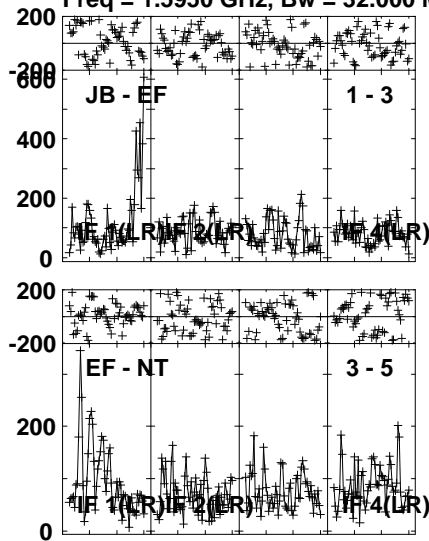
Lower frame: Milli Ampl Jy Top frame: Phas deg  
Vector averaged cross-power spectrum Several baselines displayed  
Timerange: 01/03:18:51 to 01/03:33:19

Plot file version 51 created 28-NOV-2022 17:09:55

NVSS0222 EV024E 2.UVDATA.1

Freq = 1.5950 GHz, Bw = 32.000 MH

No calibration applied and no bandpass applied

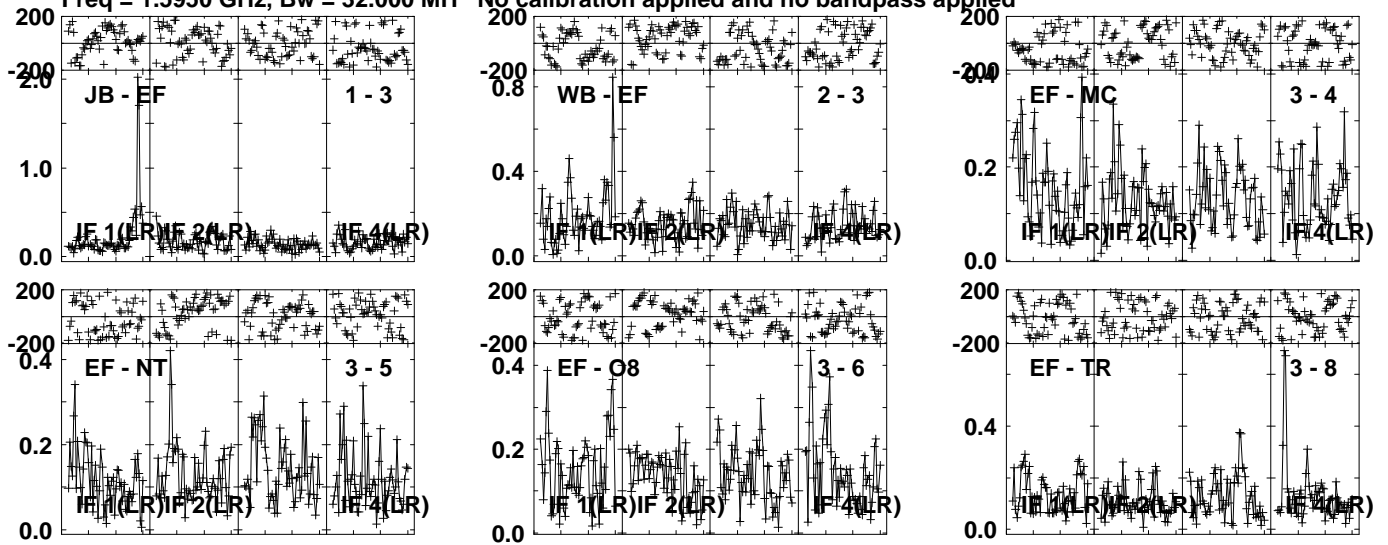


Lower frame: Micro Ampl Jy Top frame: Phas deg  
Vector averaged cross-power spectrum Several baselines displayed  
Timerange: 01/03:33:51 to 01/03:48:19

Plot file version 52 created 28-NOV-2022 17:09:55

NVSS0222 EV024E 2.UVDATA.1

Freq = 1.5950 GHz, Bw = 32.000 MH No calibration applied and no bandpass applied

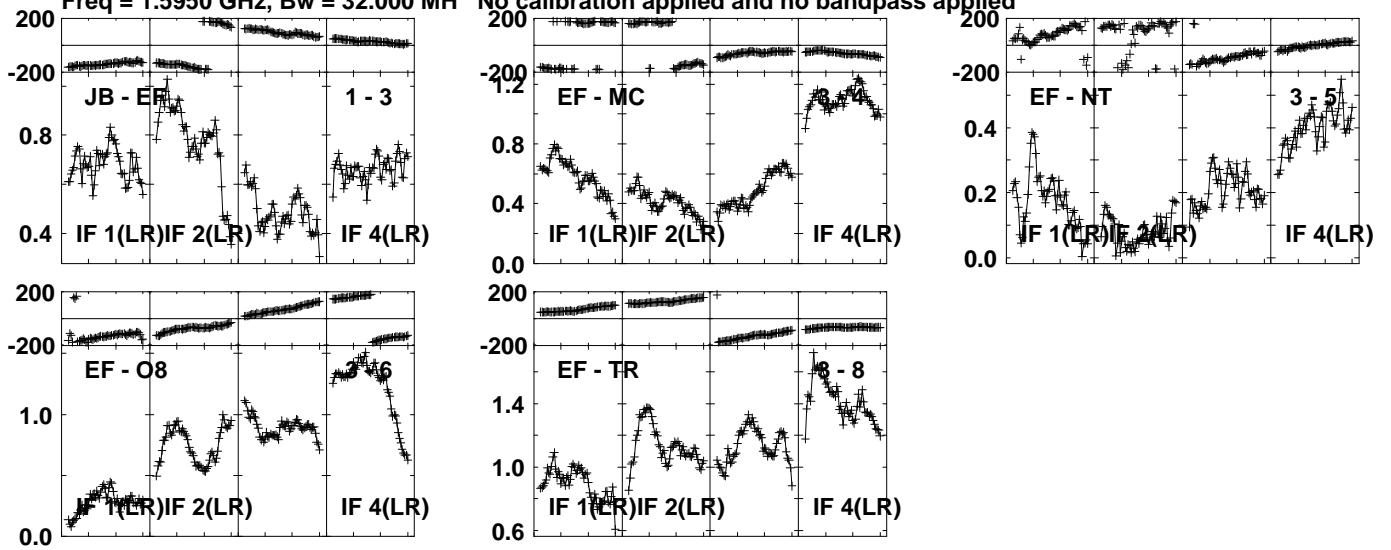


Lower frame: Milli Ampl Jy Top frame: Phas deg  
Vector averaged cross-power spectrum Several baselines displayed  
Timerange: 01/03:48:51 to 01/03:53:59

Plot file version 53 created 28-NOV-2022 17:09:55

0133+476 EV024E 2.UVDATA.1

Freq = 1.5950 GHz, Bw = 32.000 MH No calibration applied and no bandpass applied



Lower frame: Milli Ampl Jy Top frame: Phas deg  
Vector averaged cross-power spectrum Several baselines displayed  
Timerange: 01/03:55:01 to 01/03:59:59