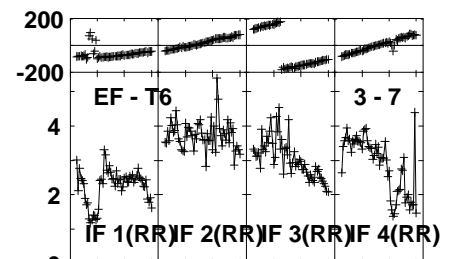
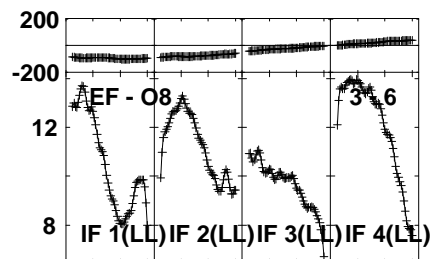
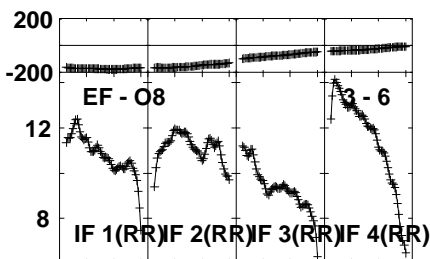
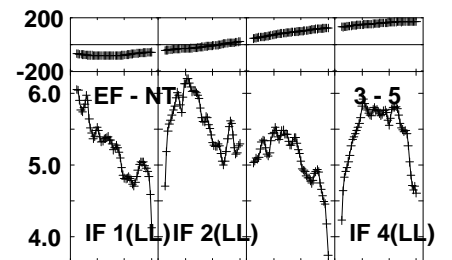
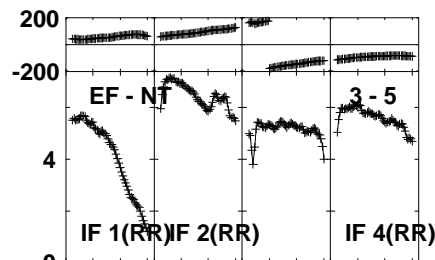
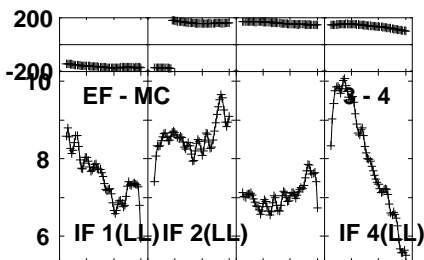
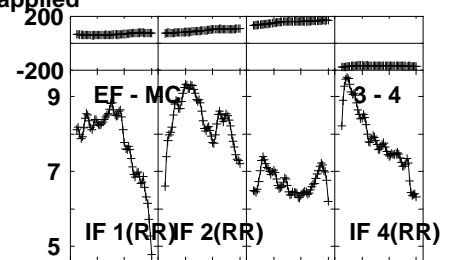
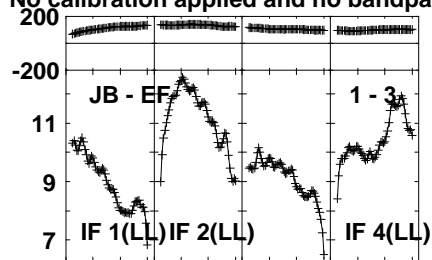
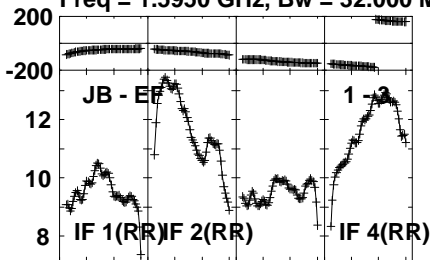


Plot file version 1 created 28-NOV-2022 17:08:54

0133+476 EV024E 2.UVDATA.1

Freq = 1.5950 GHz, Bw = 32.000 MH

No calibration applied and no bandpass applied



0204060 204060 204060 204060
Channels

0204060 204060 204060 204060
Channels

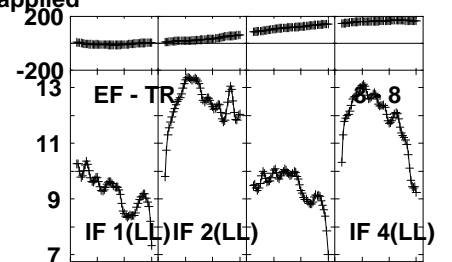
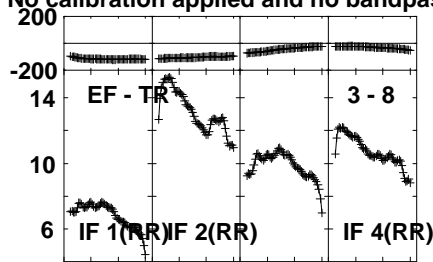
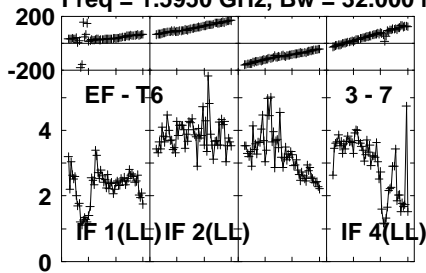
0204060 204060 204060 204060
Channels

Lower frame: Milli Ampl Jy Top frame: Phas deg
Vector averaged cross-power spectrum Several baselines displayed
Timerange: 00/15:30:01 to 00/15:34:59

Plot file version 2 created 28-NOV-2022 17:08:54

0133+476 EV024E 2.UVDATA.1

Freq = 1.5950 GHz, Bw = 32.000 MH No calibration applied and no bandpass applied



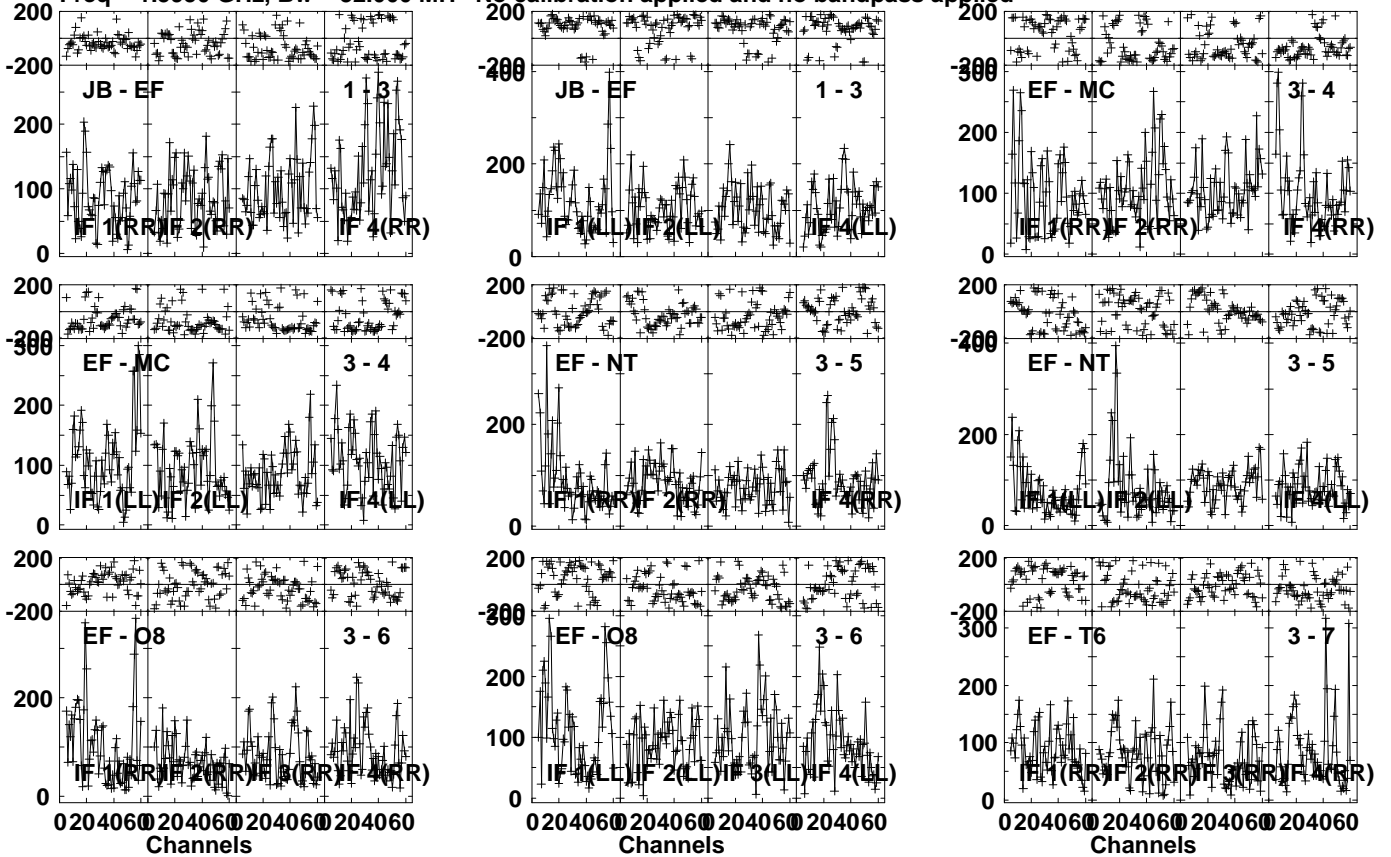
Lower frame: Milli Ampl Jy Top frame: Phas deg
Vector averaged cross-power spectrum Several baselines displayed
Timerange: 00/15:30:01 to 00/15:34:59

Plot file version 3 created 28-NOV-2022 17:08:54

NVSS0222 EV024E 2.UVDATA.1

Freq = 1.5950 GHz, Bw = 32.000 MH

No calibration applied and no bandpass applied

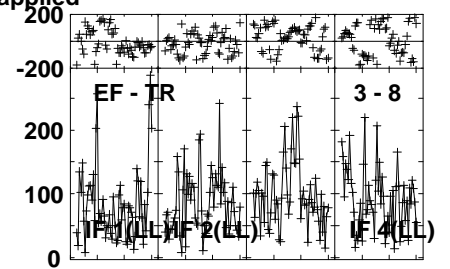
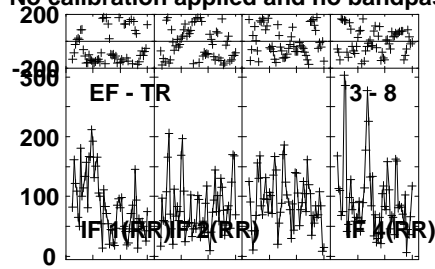
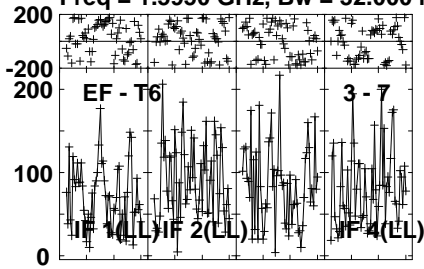


Lower frame: Micro Ampl Jy Top frame: Phas deg
Vector averaged cross-power spectrum Several baselines displayed
Timerange: 00/15:36:11 to 00/15:50:09

Plot file version 4 created 28-NOV-2022 17:08:54

NVSS0222 EV024E 2.UVDATA.1

Freq = 1.5950 GHz, Bw = 32.000 MH No calibration applied and no bandpass applied

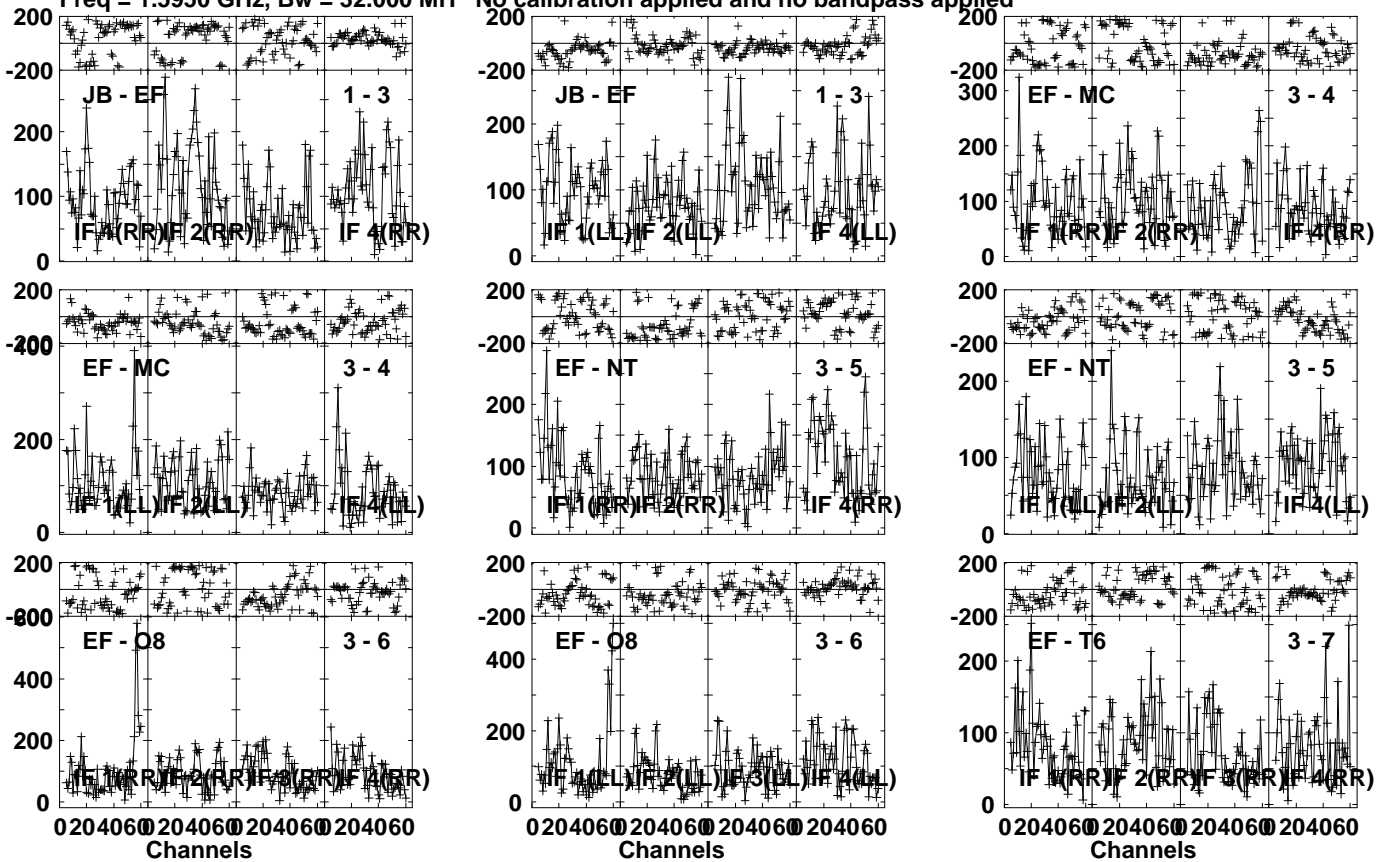


Lower frame: Micro Ampl Jy Top frame: Phas deg
Vector averaged cross-power spectrum Several baselines displayed
Timerange: 00/15:36:11 to 00/15:50:09

Plot file version 5 created 28-NOV-2022 17:08:55

NVSS0222 EV024E 2.UVDATA.1

Freq = 1.5950 GHz, Bw = 32.000 MH No calibration applied and no bandpass applied

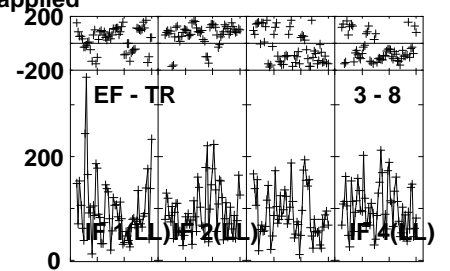
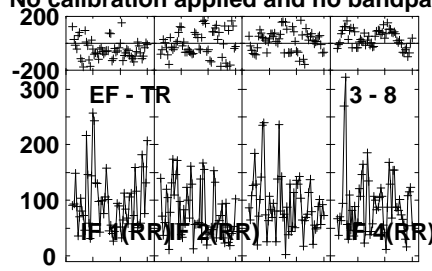
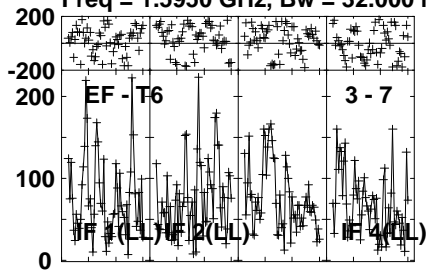


Lower frame: Micro Ampl Jy Top frame: Phas deg
Vector averaged cross-power spectrum Several baselines displayed
Timerange: 00/15:50:41 to 00/16:05:09

Plot file version 6 created 28-NOV-2022 17:08:55

NVSS0222 EV024E 2.UVDATA.1

Freq = 1.5950 GHz, Bw = 32.000 MH No calibration applied and no bandpass applied



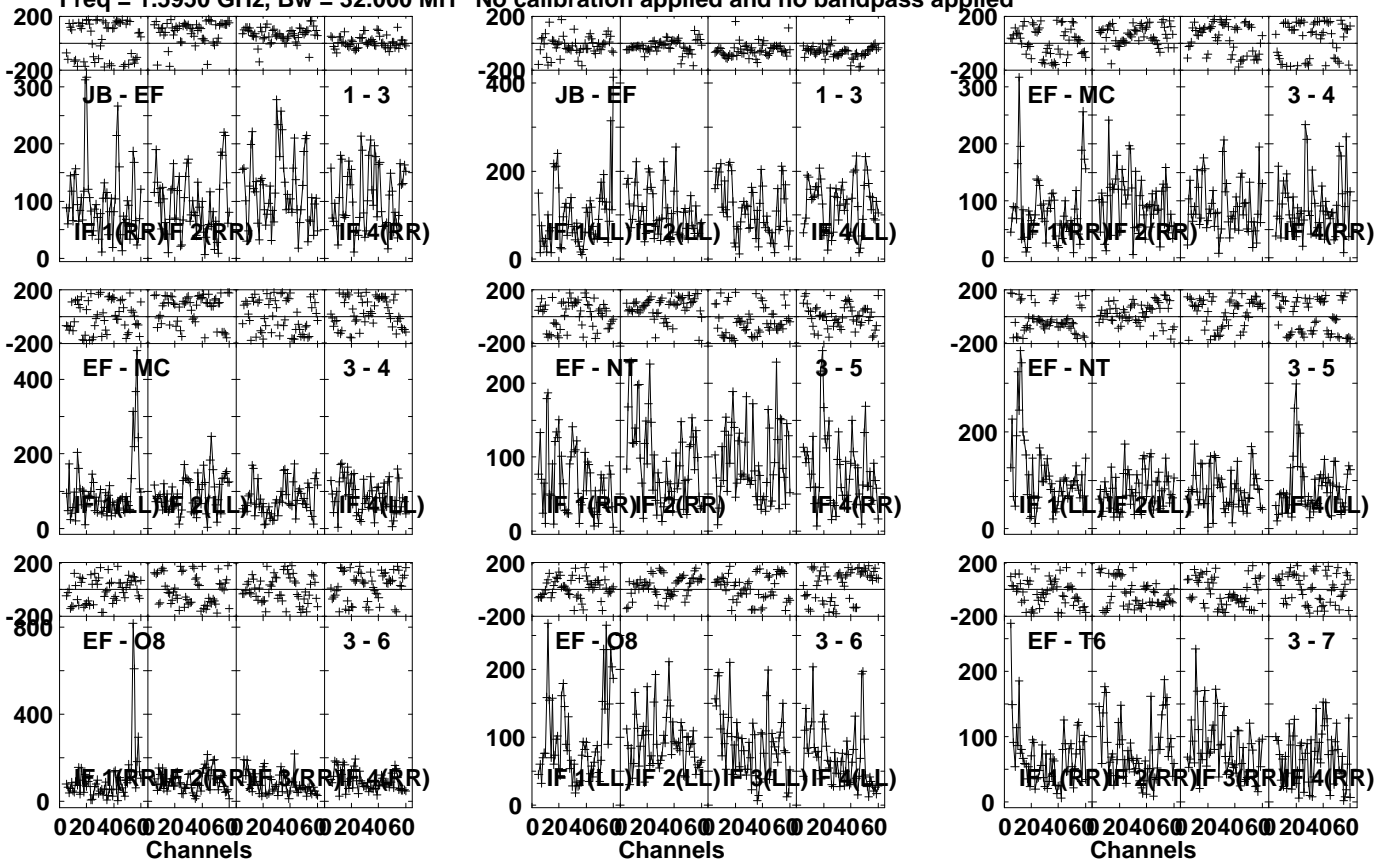
Lower frame: Micro Ampl Jy Top frame: Phas deg
Vector averaged cross-power spectrum Several baselines displayed
Timerange: 00/15:50:41 to 00/16:05:09

Plot file version 7 created 28-NOV-2022 17:08:55

NVSS0222 EV024E 2.UVDATA.1

Freq = 1.5950 GHz, Bw = 32.000 MH

No calibration applied and no bandpass applied

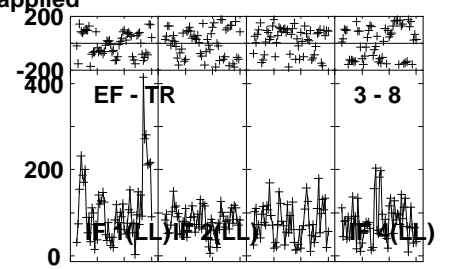
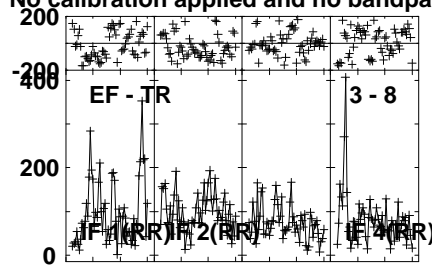
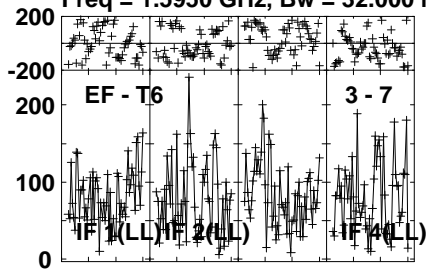


Lower frame: Micro Ampl Jy Top frame: Phas deg
Vector averaged cross-power spectrum Several baselines displayed
Timerange: 00/16:05:41 to 00/16:20:09

Plot file version 8 created 28-NOV-2022 17:08:55

NVSS0222 EV024E 2.UVDATA.1

Freq = 1.5950 GHz, Bw = 32.000 MH No calibration applied and no bandpass applied



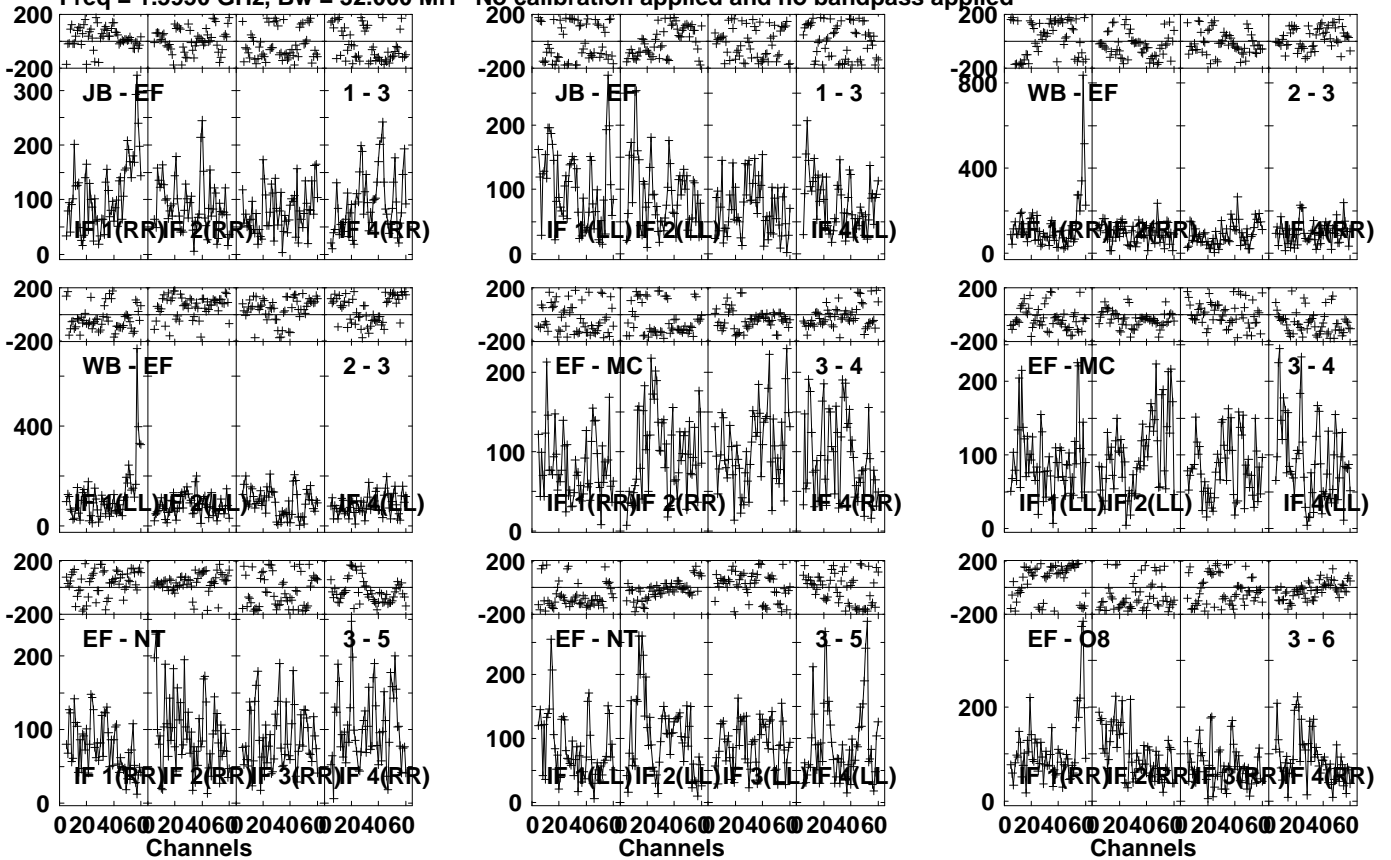
Lower frame: Micro Ampl Jy Top frame: Phas deg
Vector averaged cross-power spectrum Several baselines displayed
Timerange: 00/16:05:41 to 00/16:20:09

Plot file version 9 created 28-NOV-2022 17:08:56

NVSS0222 EV024E 2.UVDATA.1

Freq = 1.5950 GHz, Bw = 32.000 MH

No calibration applied and no bandpass applied



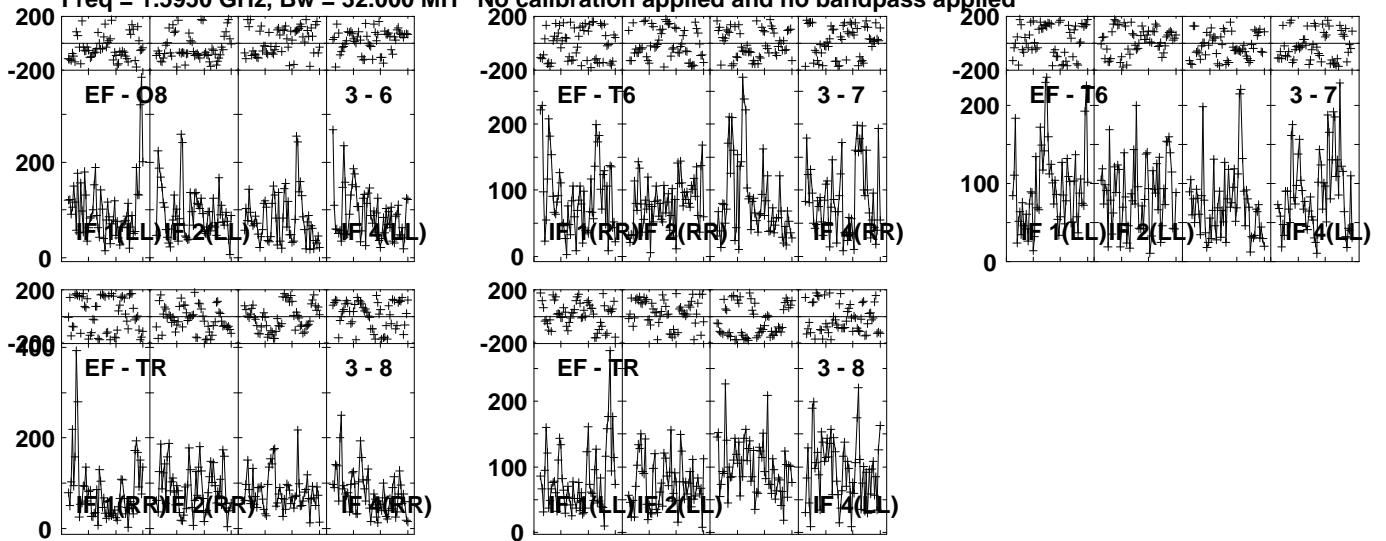
Lower frame: Micro Ampl Jy Top frame: Phas deg
Vector averaged cross-power spectrum Several baselines displayed
Timerange: 00/16:20:41 to 00/16:35:09

Plot file version 10 created 28-NOV-2022 17:08:56

NVSS0222 EV024E 2.UVDATA.1

Freq = 1.5950 GHz, Bw = 32.000 MH

No calibration applied and no bandpass applied



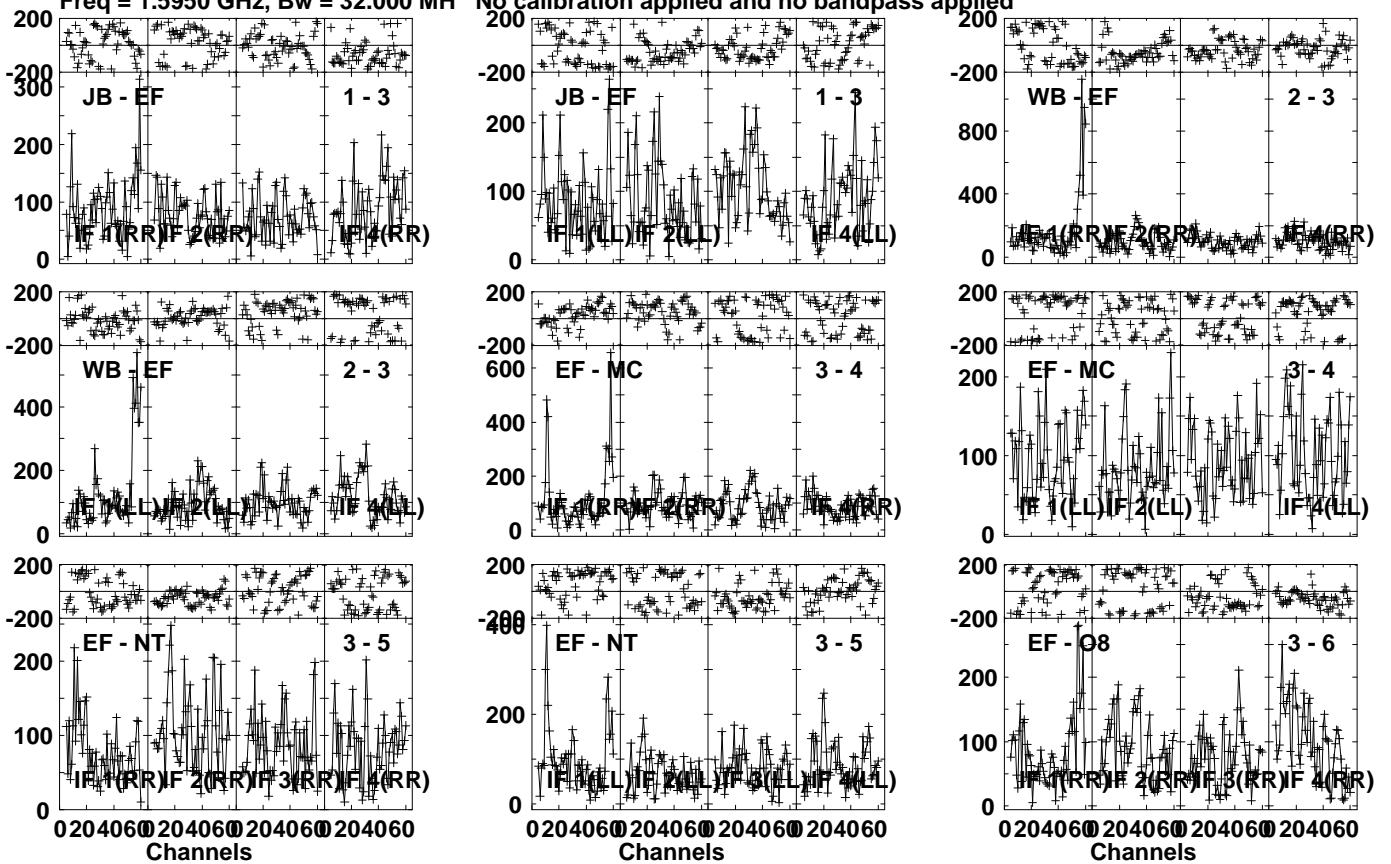
Lower frame: Micro Ampl Jy Top frame: Phas deg
Vector averaged cross-power spectrum Several baselines displayed
Timerange: 00/16:20:41 to 00/16:35:09

Plot file version 11 created 28-NOV-2022 17:08:56

NVSS0222 EV024E 2.UVDATA.1

Freq = 1.5950 GHz, Bw = 32.000 MH

No calibration applied and no bandpass applied



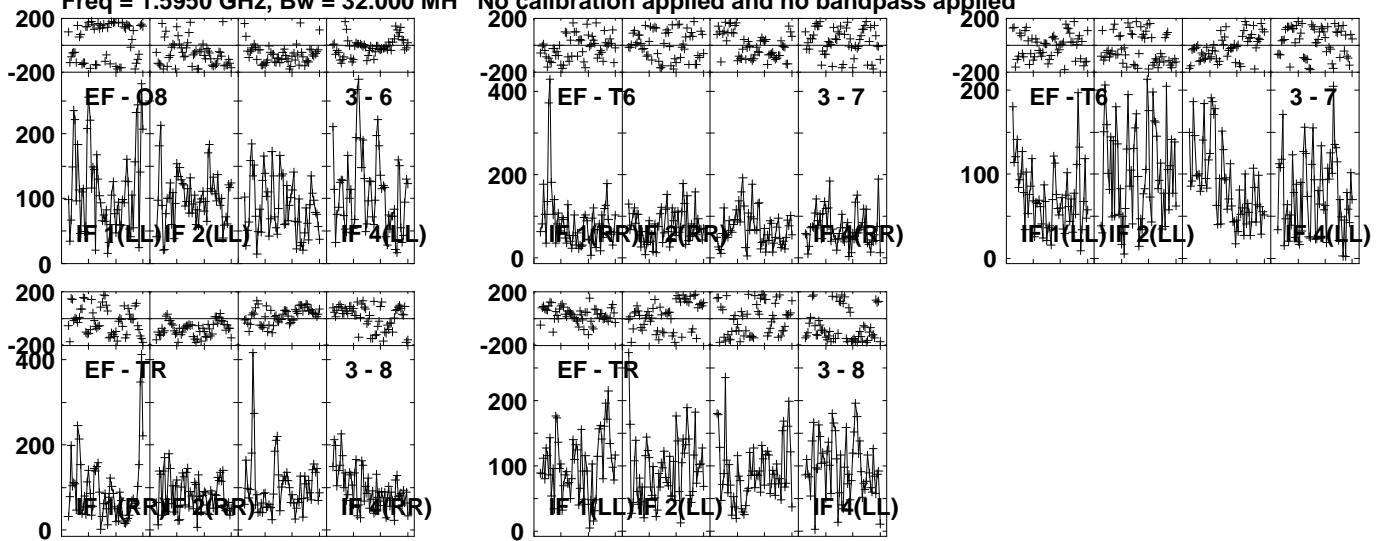
Lower frame: Micro Ampl Jy Top frame: Phas deg
Vector averaged cross-power spectrum Several baselines displayed
Timerange: 00/16:35:41 to 00/16:50:09

Plot file version 12 created 28-NOV-2022 17:08:57

NVSS0222 EV024E 2.UVDATA.1

Freq = 1.5950 GHz, Bw = 32.000 MH

No calibration applied and no bandpass applied



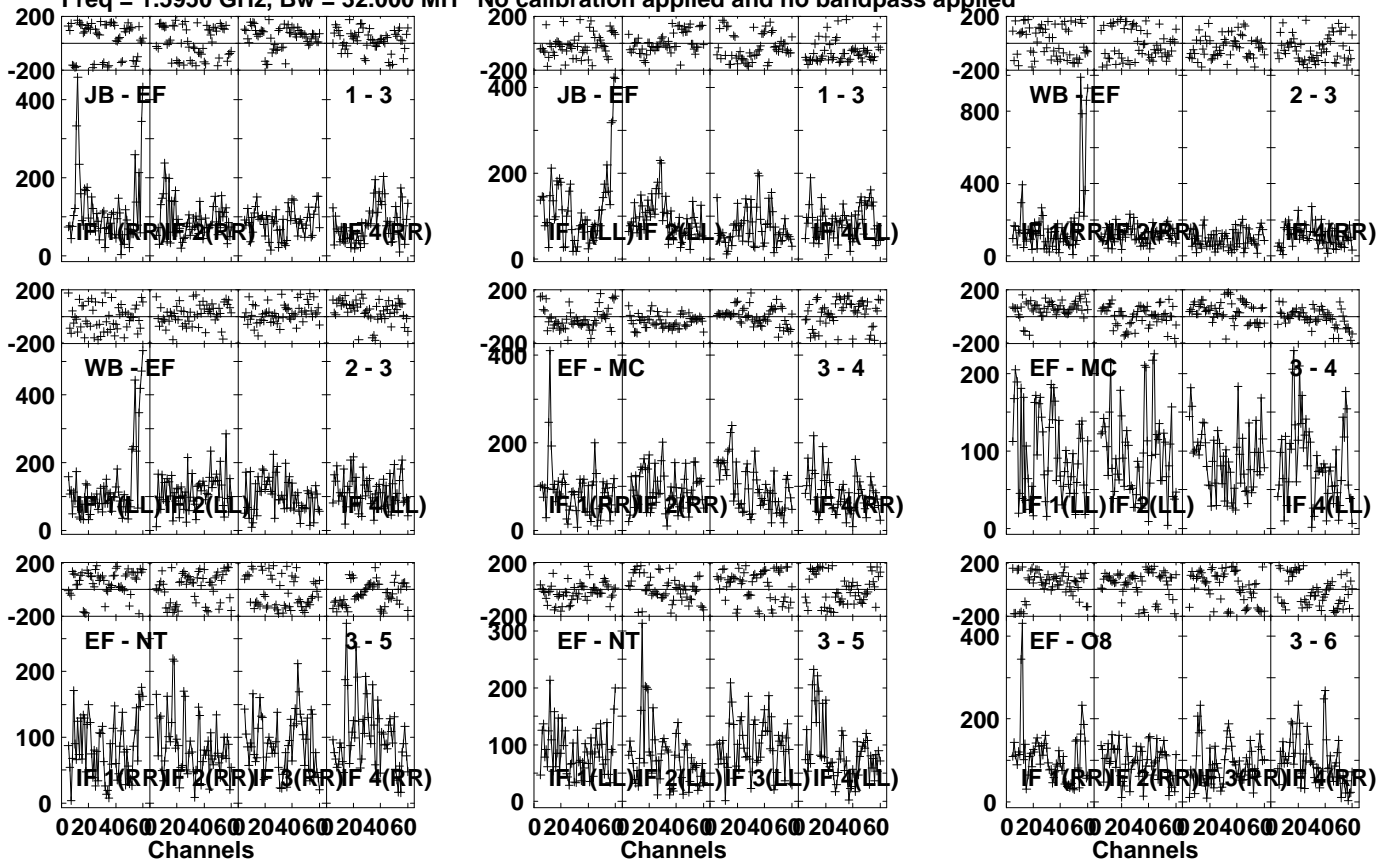
Lower frame: Micro Ampl Jy Top frame: Phas deg
Vector averaged cross-power spectrum Several baselines displayed
Timerange: 00/16:35:41 to 00/16:50:09

Plot file version 13 created 28-NOV-2022 17:08:57

NVSS0222 EV024E 2.UVDATA.1

Freq = 1.5950 GHz, Bw = 32.000 MH

No calibration applied and no bandpass applied



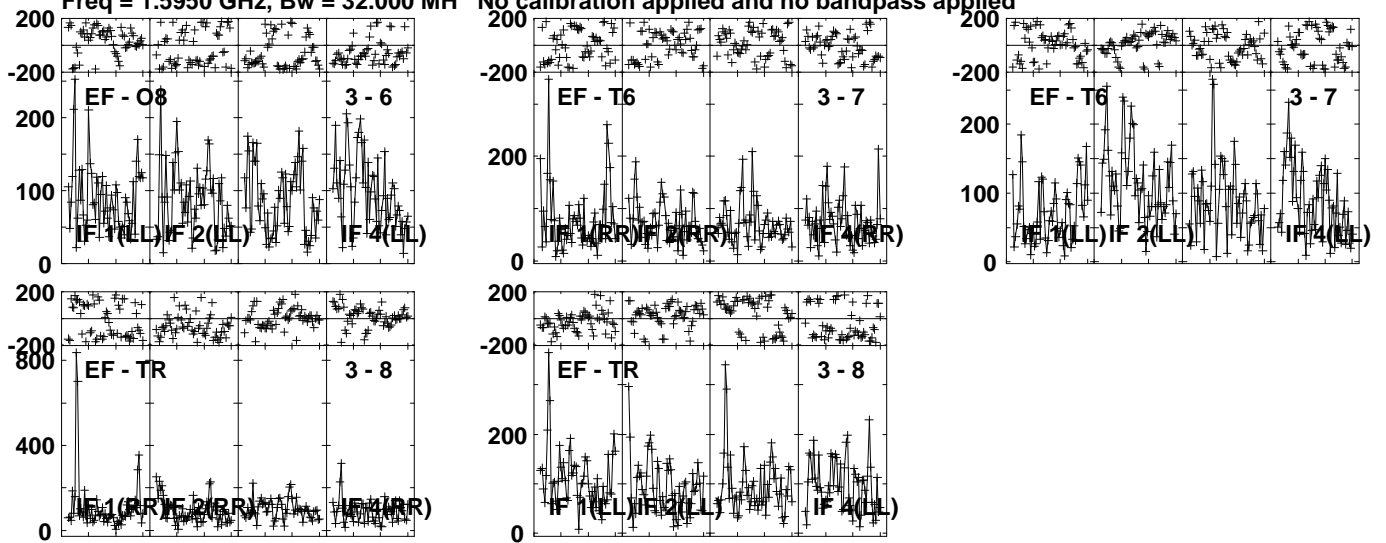
Lower frame: Micro Ampl Jy Top frame: Phas deg
Vector averaged cross-power spectrum Several baselines displayed
Timerange: 00/16:50:41 to 00/17:05:09

Plot file version 14 created 28-NOV-2022 17:08:57

NVSS0222 EV024E 2.UVDATA.1

Freq = 1.5950 GHz, Bw = 32.000 MH

No calibration applied and no bandpass applied



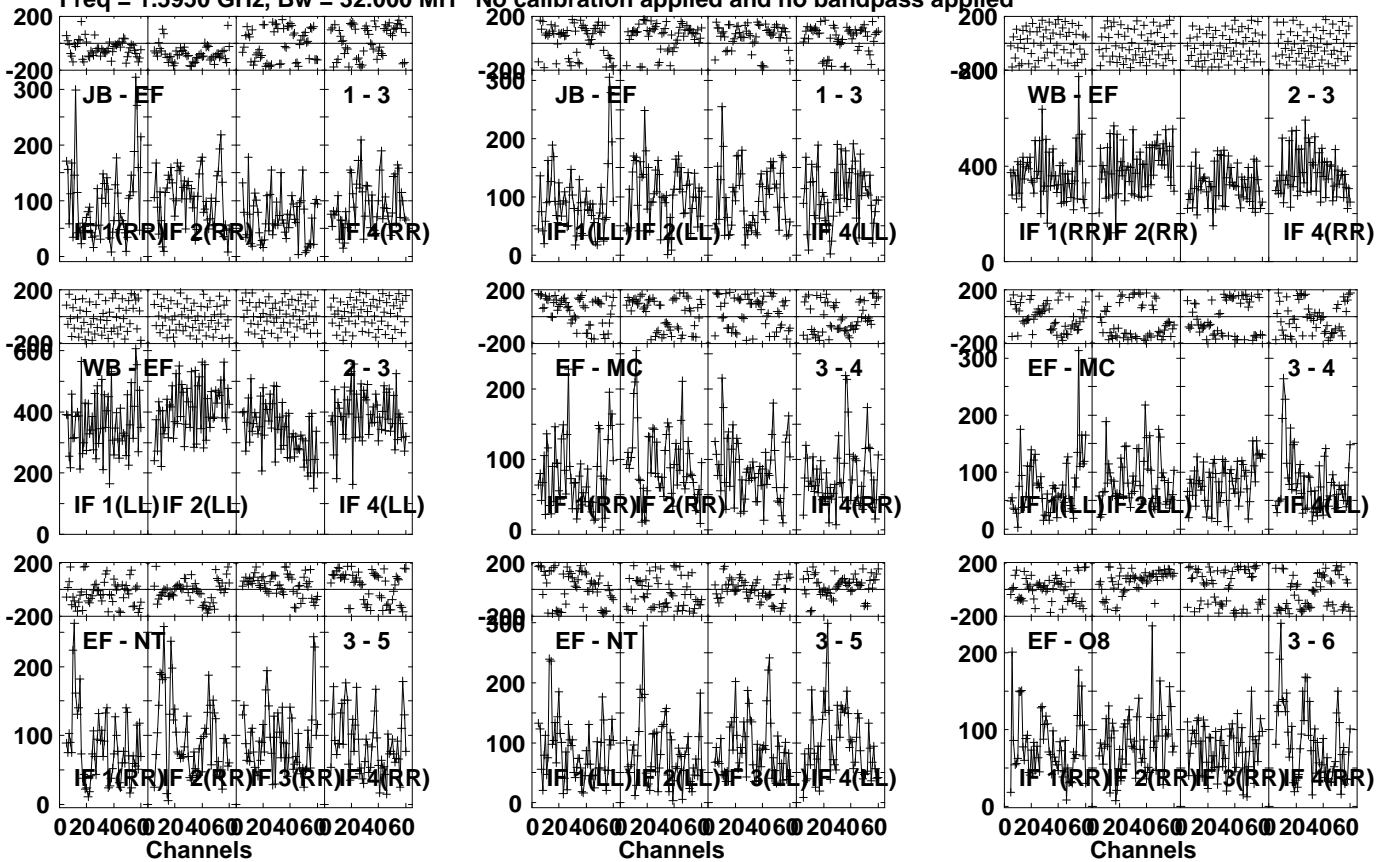
Lower frame: Micro Ampl Jy Top frame: Phas deg
Vector averaged cross-power spectrum Several baselines displayed
Timerange: 00/16:50:41 to 00/17:05:09

Plot file version 15 created 28-NOV-2022 17:08:57

NVSS0222 EV024E 2.UVDATA.1

Freq = 1.5950 GHz, Bw = 32.000 MH

No calibration applied and no bandpass applied

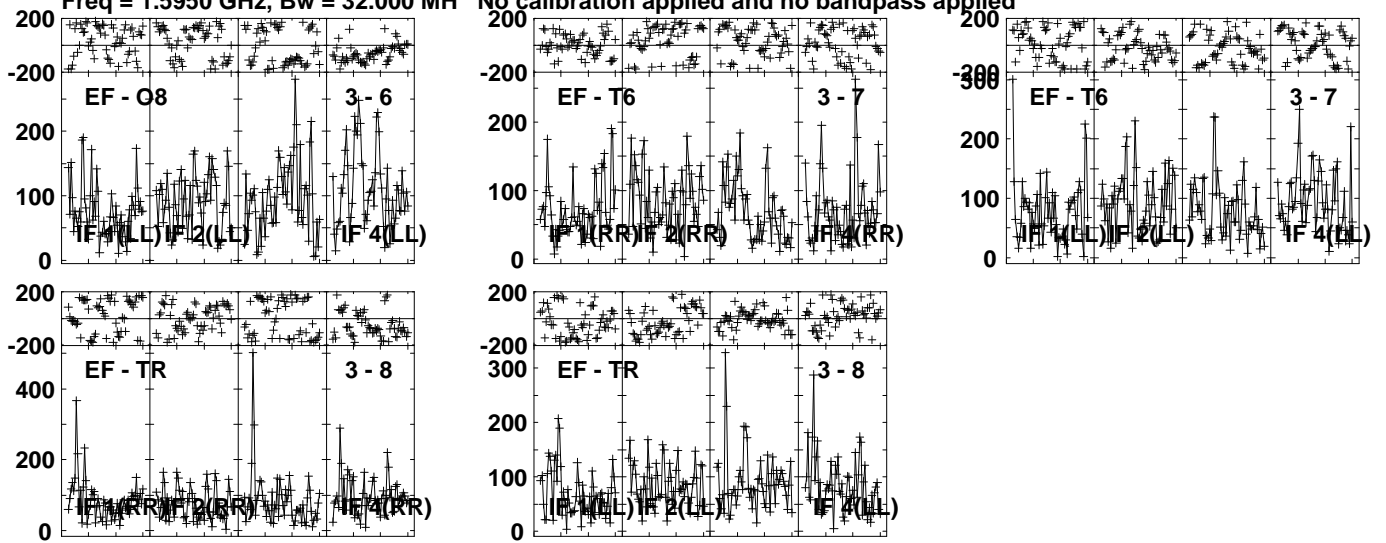


Lower frame: Micro Ampl Jy Top frame: Phas deg
Vector averaged cross-power spectrum Several baselines displayed
Timerange: 00/17:05:41 to 00/17:20:09

Plot file version 16 created 28-NOV-2022 17:08:58

NVSS0222 EV024E 2.UVDATA.1

Freq = 1.5950 GHz, Bw = 32.000 MH No calibration applied and no bandpass applied



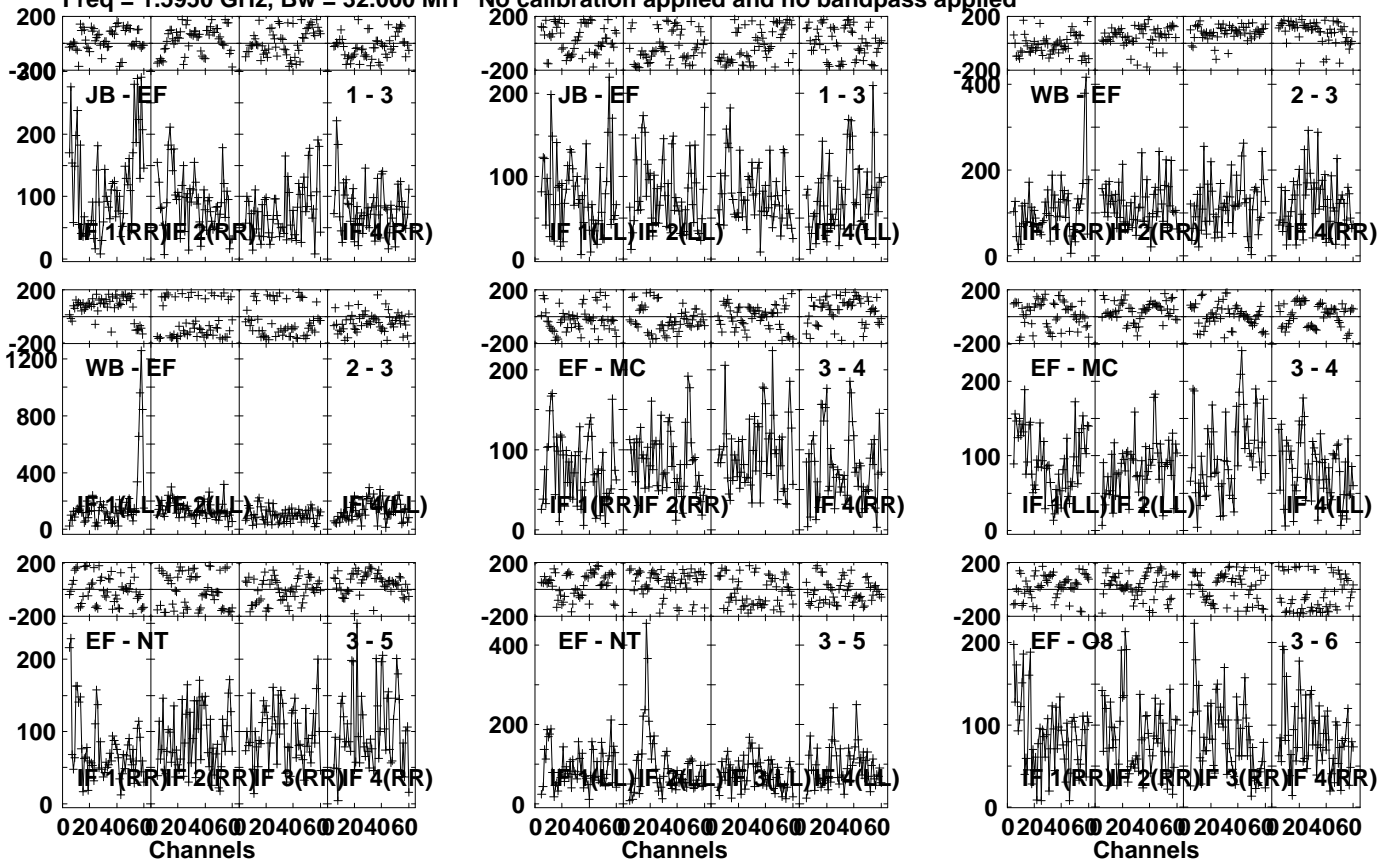
Lower frame: Micro Ampl Jy Top frame: Phas deg
Vector averaged cross-power spectrum Several baselines displayed
Timerange: 00/17:05:41 to 00/17:20:09

Plot file version 17 created 28-NOV-2022 17:08:58

NVSS0222 EV024E 2.UVDATA.1

Freq = 1.5950 GHz, Bw = 32.000 MH

No calibration applied and no bandpass applied

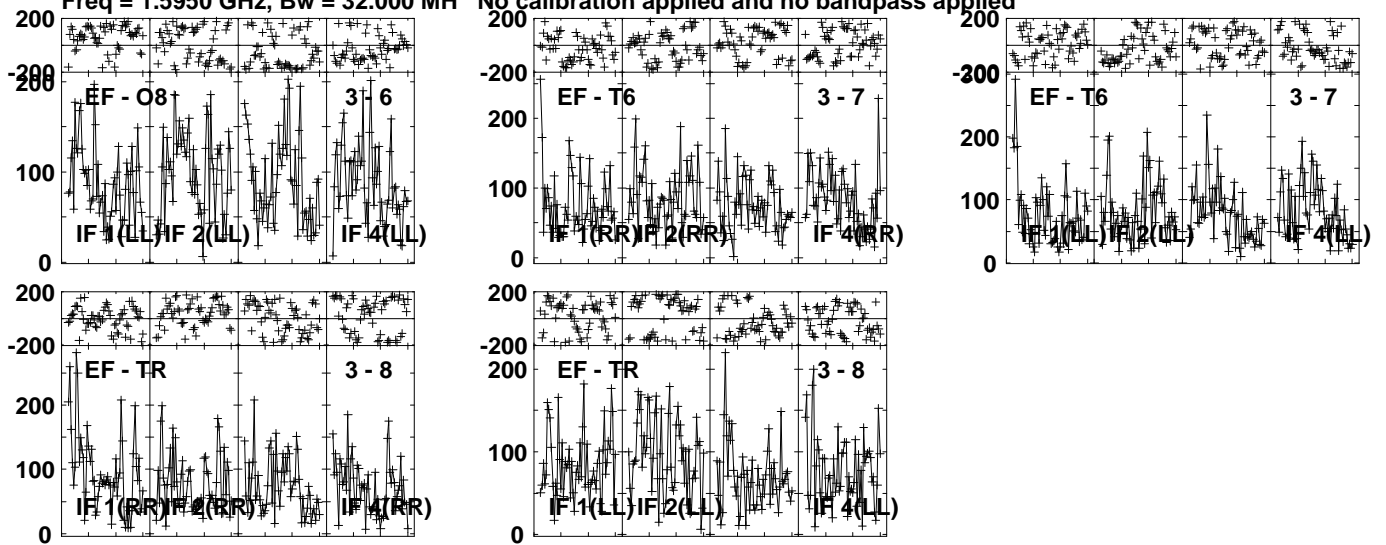


Lower frame: Micro Ampl Jy Top frame: Phas deg
Vector averaged cross-power spectrum Several baselines displayed
Timerange: 00/17:20:41 to 00/17:35:09

Plot file version 18 created 28-NOV-2022 17:08:58

NVSS0222 EV024E 2.UVDATA.1

Freq = 1.5950 GHz, Bw = 32.000 MH No calibration applied and no bandpass applied



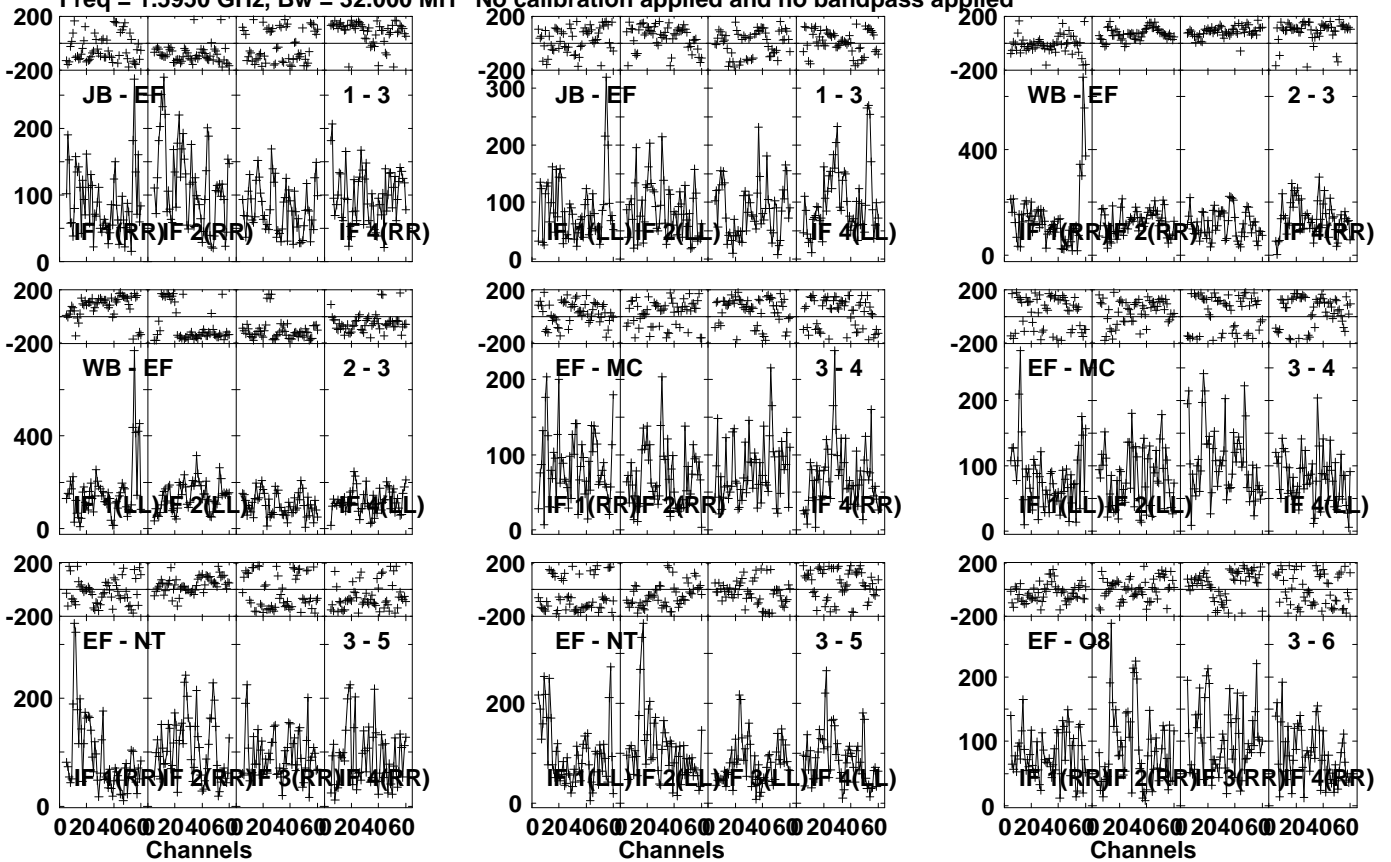
Lower frame: Micro Ampl Jy Top frame: Phas deg
Vector averaged cross-power spectrum Several baselines displayed
Timerange: 00/17:20:41 to 00/17:35:09

Plot file version 19 created 28-NOV-2022 17:08:59

NVSS0222 EV024E 2.UVDATA.1

Freq = 1.5950 GHz, Bw = 32.000 MH

No calibration applied and no bandpass applied



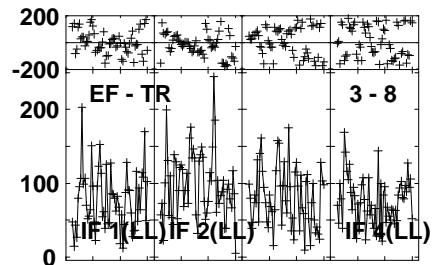
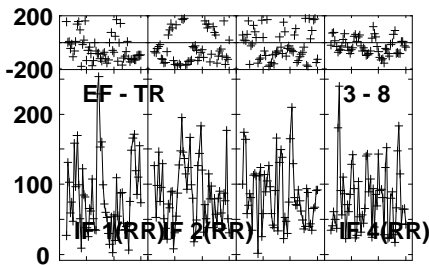
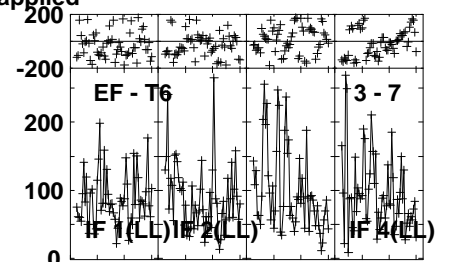
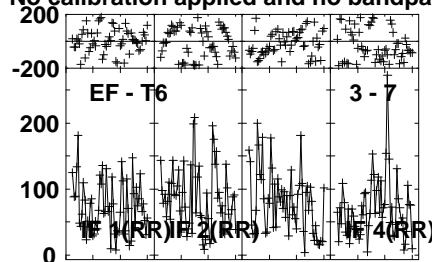
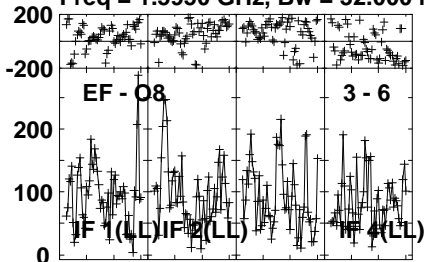
Lower frame: Micro Ampl Jy Top frame: Phas deg
 Vector averaged cross-power spectrum Several baselines displayed
 Timerange: 00/17:35:41 to 00/17:50:09

Plot file version 20 created 28-NOV-2022 17:08:59

NVSS0222 EV024E 2.UVDATA.1

Freq = 1.5950 GHz, Bw = 32.000 MH

No calibration applied and no bandpass applied



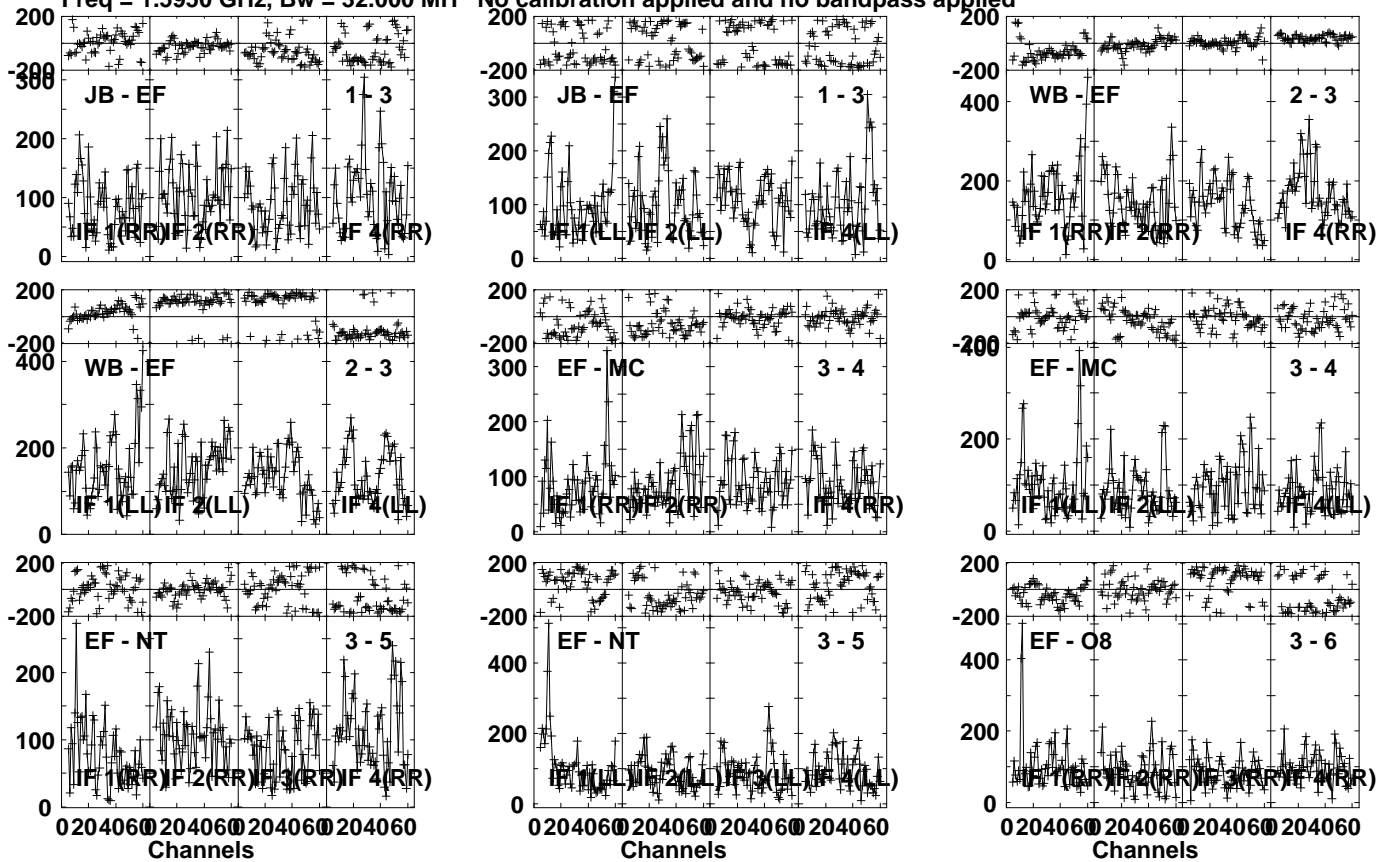
Lower frame: Micro Ampl Jy Top frame: Phas deg
Vector averaged cross-power spectrum Several baselines displayed
Timerange: 00/17:35:41 to 00/17:50:09

Plot file version 21 created 28-NOV-2022 17:08:59

NVSS0222 EV024E 2.UVDATA.1

Freq = 1.5950 GHz, Bw = 32.000 MH

No calibration applied and no bandpass applied

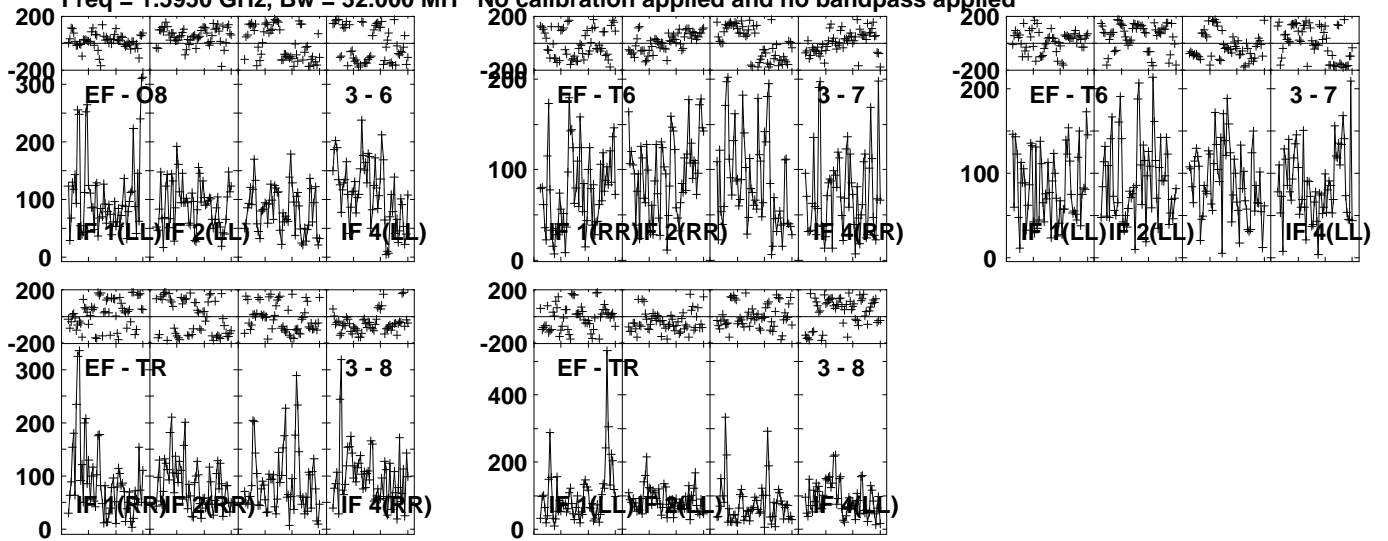


Lower frame: Micro Ampl Jy Top frame: Phas deg
Vector averaged cross-power spectrum Several baselines displayed
Timerange: 00/17:50:41 to 00/18:05:09

Plot file version 22 created 28-NOV-2022 17:09:00

NVSS0222 EV024E 2.UVDATA.1

Freq = 1.5950 GHz, Bw = 32.000 MH No calibration applied and no bandpass applied



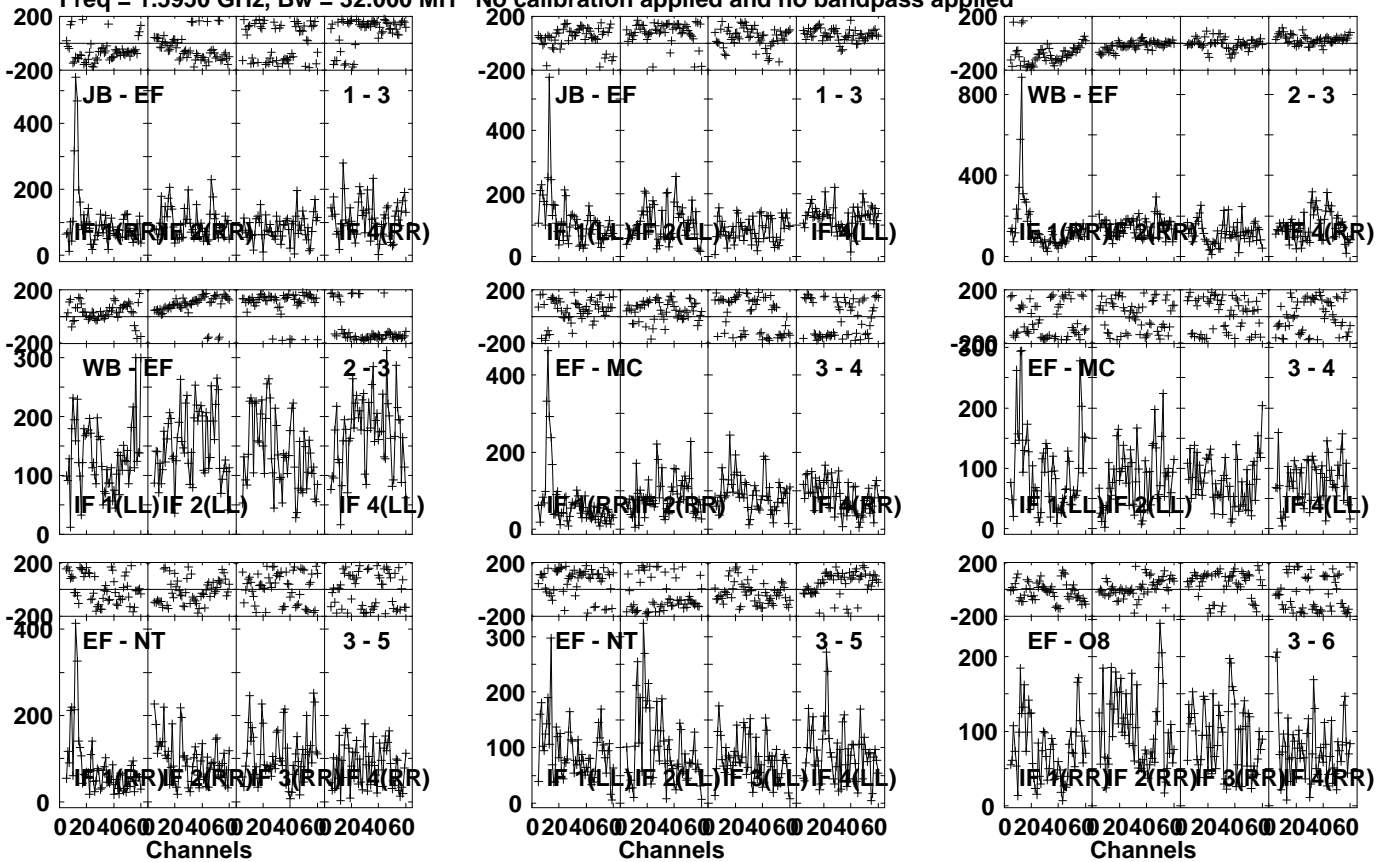
Lower frame: Micro Ampl Jy Top frame: Phas deg
Vector averaged cross-power spectrum Several baselines displayed
Timerange: 00/17:50:41 to 00/18:05:09

Plot file version 23 created 28-NOV-2022 17:09:00

NVSS0222 EV024E 2.UVDATA.1

Freq = 1.5950 GHz, Bw = 32.000 MH

No calibration applied and no bandpass applied

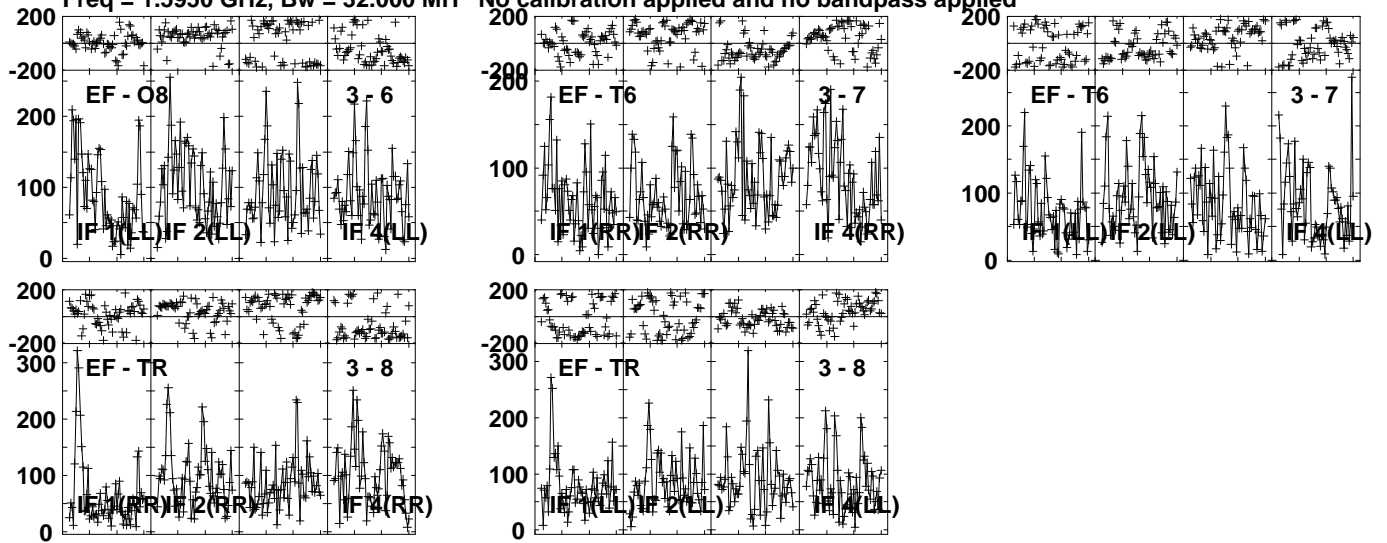


Lower frame: Micro Ampl Jy Top frame: Phas deg
 Vector averaged cross-power spectrum Several baselines displayed
 Timerange: 00/18:05:41 to 00/18:20:09

Plot file version 24 created 28-NOV-2022 17:09:00

NVSS0222 EV024E 2.UVDATA.1

Freq = 1.5950 GHz, Bw = 32.000 MH No calibration applied and no bandpass applied



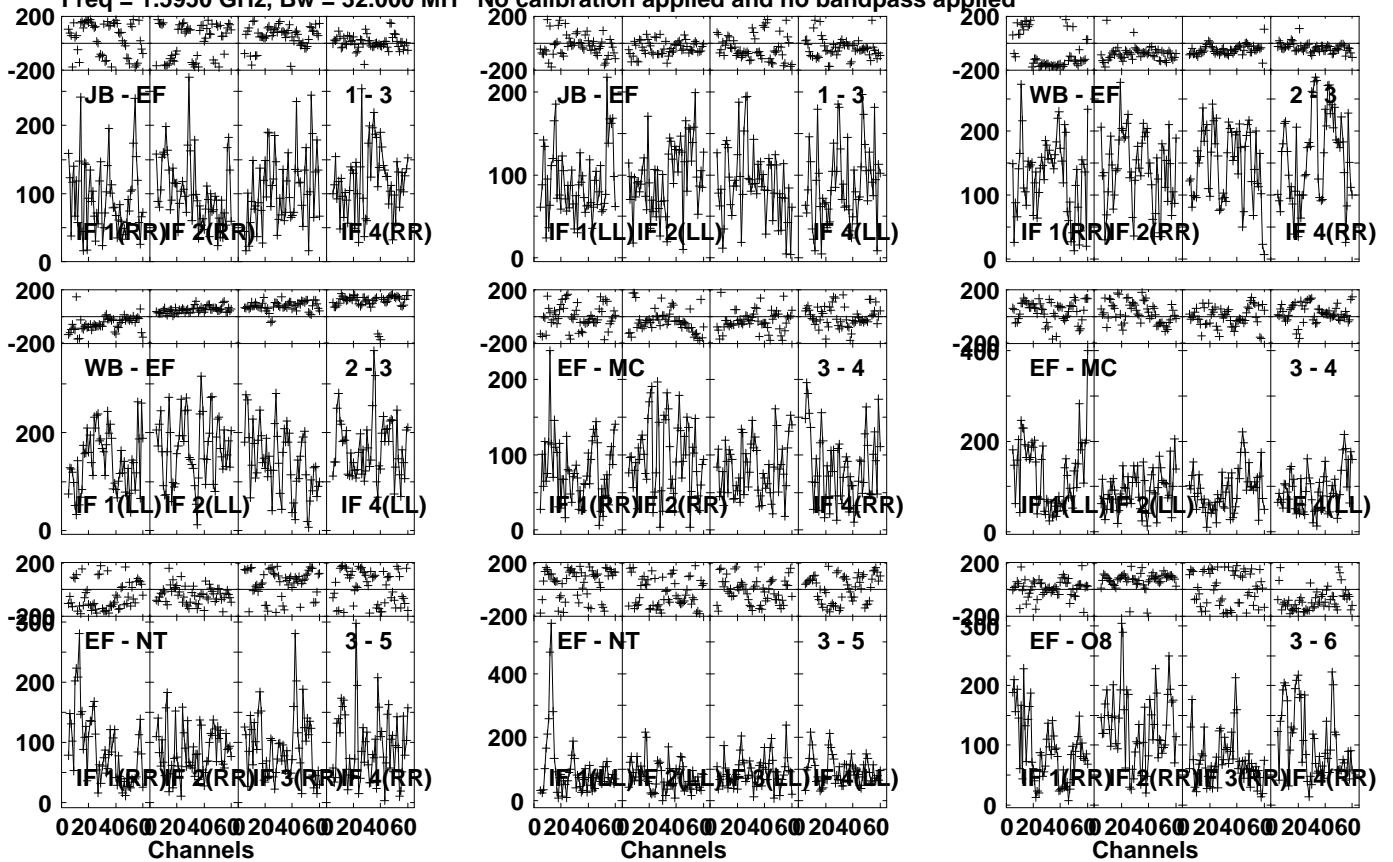
Lower frame: Micro Ampl Jy Top frame: Phas deg
Vector averaged cross-power spectrum Several baselines displayed
Timerange: 00/18:05:41 to 00/18:20:09

Plot file version 25 created 28-NOV-2022 17:09:01

NVSS0222 EV024E 2.UVDATA.1

Freq = 1.5950 GHz, Bw = 32.000 MH

No calibration applied and no bandpass applied



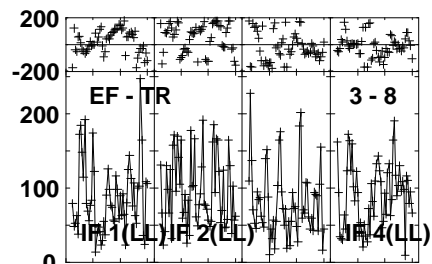
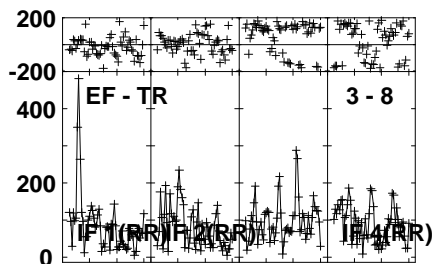
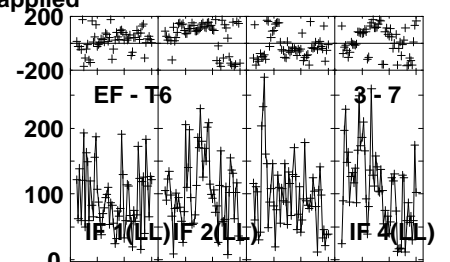
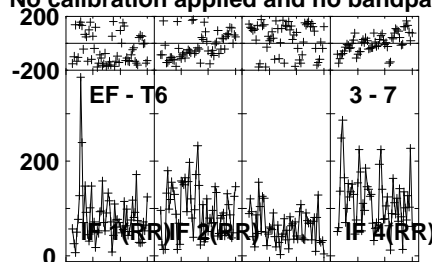
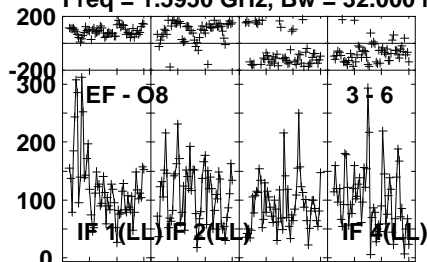
Lower frame: Micro Ampl Jy Top frame: Phas deg
 Vector averaged cross-power spectrum Several baselines displayed
 Timerange: 00/18:20:41 to 00/18:35:09

Plot file version 26 created 28-NOV-2022 17:09:01

NVSS0222 EV024E 2.UVDATA.1

Freq = 1.5950 GHz, Bw = 32.000 MH

No calibration applied and no bandpass applied



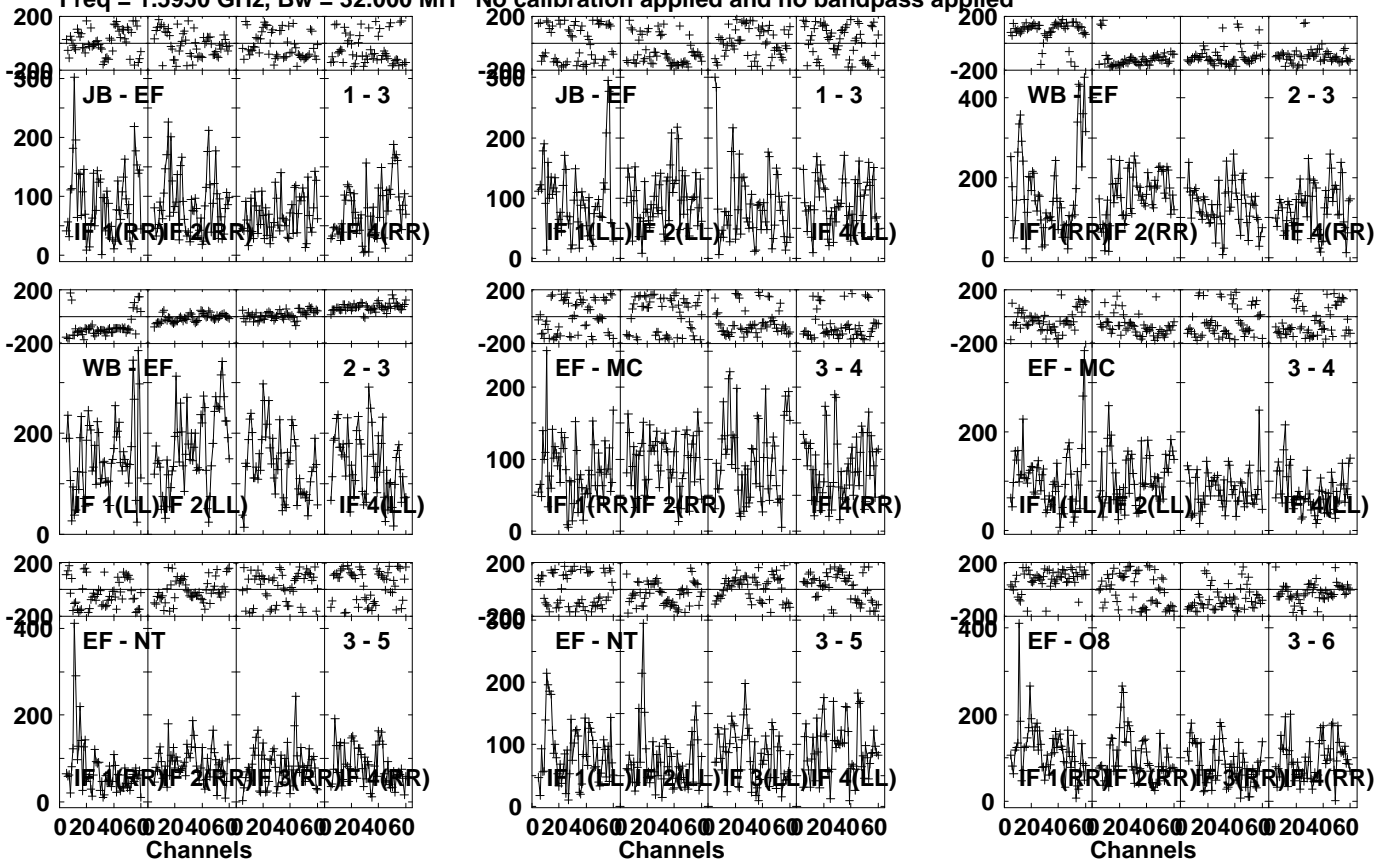
Lower frame: Micro Ampl Jy Top frame: Phas deg
Vector averaged cross-power spectrum Several baselines displayed
Timerange: 00/18:20:41 to 00/18:35:09

Plot file version 27 created 28-NOV-2022 17:09:01

NVSS0222 EV024E 2.UVDATA.1

Freq = 1.5950 GHz, Bw = 32.000 MH

No calibration applied and no bandpass applied



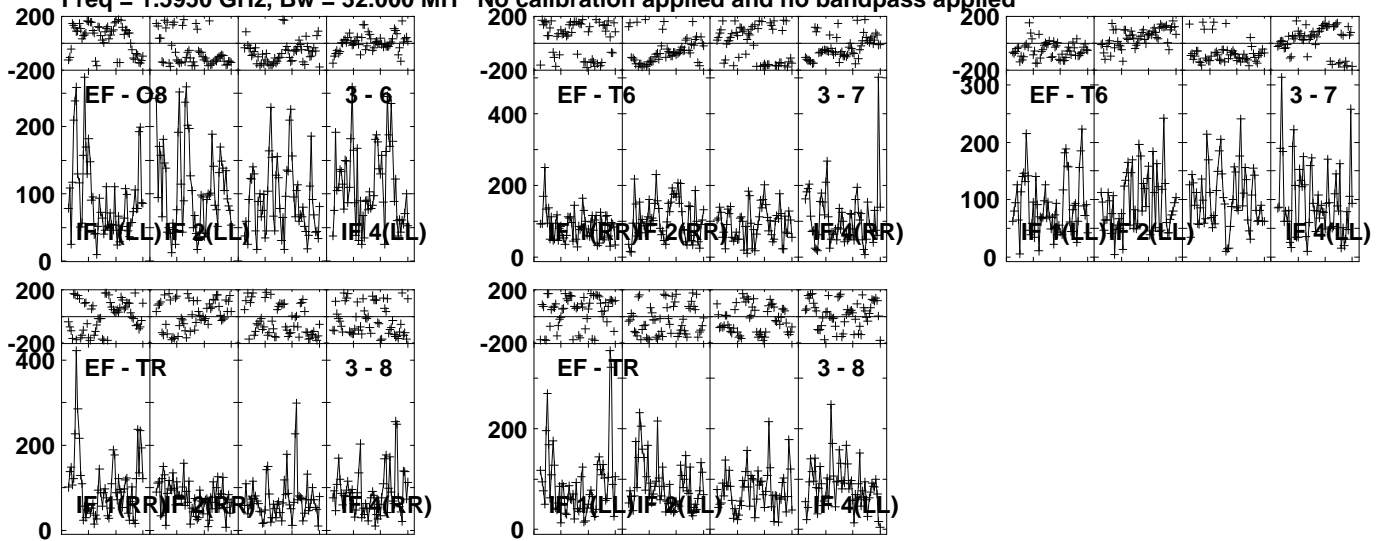
Lower frame: Micro Ampl Jy Top frame: Phas deg
Vector averaged cross-power spectrum Several baselines displayed
Timerange: 00/18:35:41 to 00/18:50:09

Plot file version 28 created 28-NOV-2022 17:09:01

NVSS0222 EV024E 2.UVDATA.1

Freq = 1.5950 GHz, Bw = 32.000 MH

No calibration applied and no bandpass applied



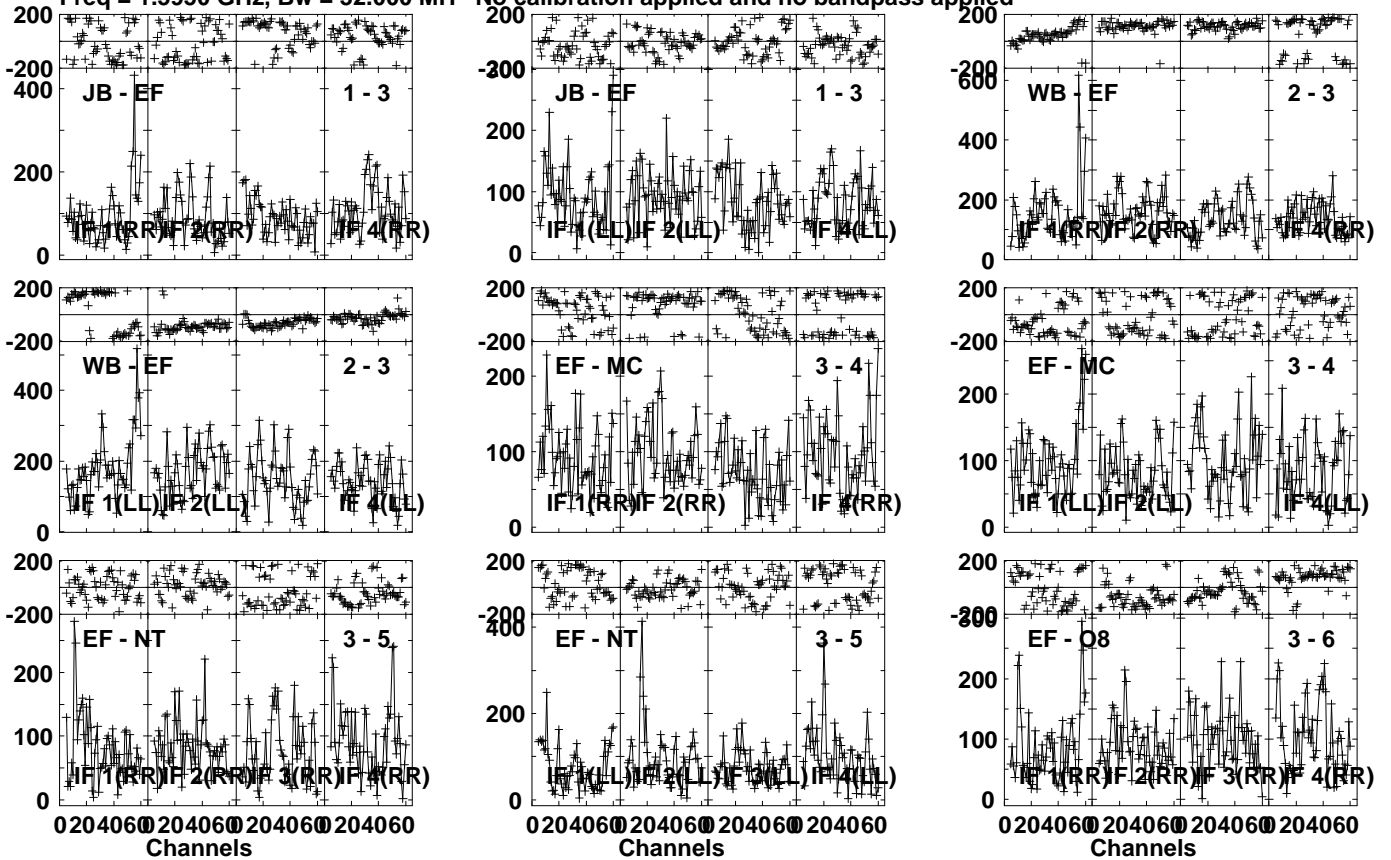
Lower frame: Micro Ampl Jy Top frame: Phas deg
Vector averaged cross-power spectrum Several baselines displayed
Timerange: 00/18:35:41 to 00/18:50:09

Plot file version 29 created 28-NOV-2022 17:09:02

NVSS0222 EV024E 2.UVDATA.1

Freq = 1.5950 GHz, Bw = 32.000 MH

No calibration applied and no bandpass applied



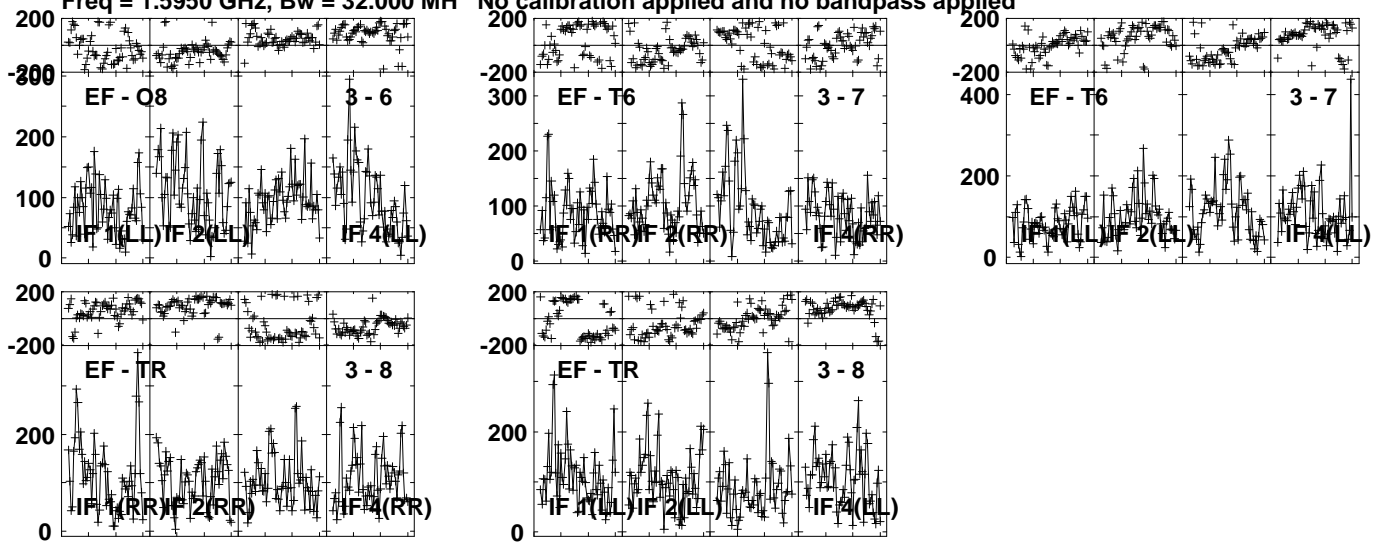
Lower frame: Micro Ampl Jy Top frame: Phas deg
 Vector averaged cross-power spectrum Several baselines displayed
 Timerange: 00/18:50:41 to 00/19:05:09

Plot file version 30 created 28-NOV-2022 17:09:02

NVSS0222 EV024E 2.UVDATA.1

Freq = 1.5950 GHz, Bw = 32.000 MH

No calibration applied and no bandpass applied



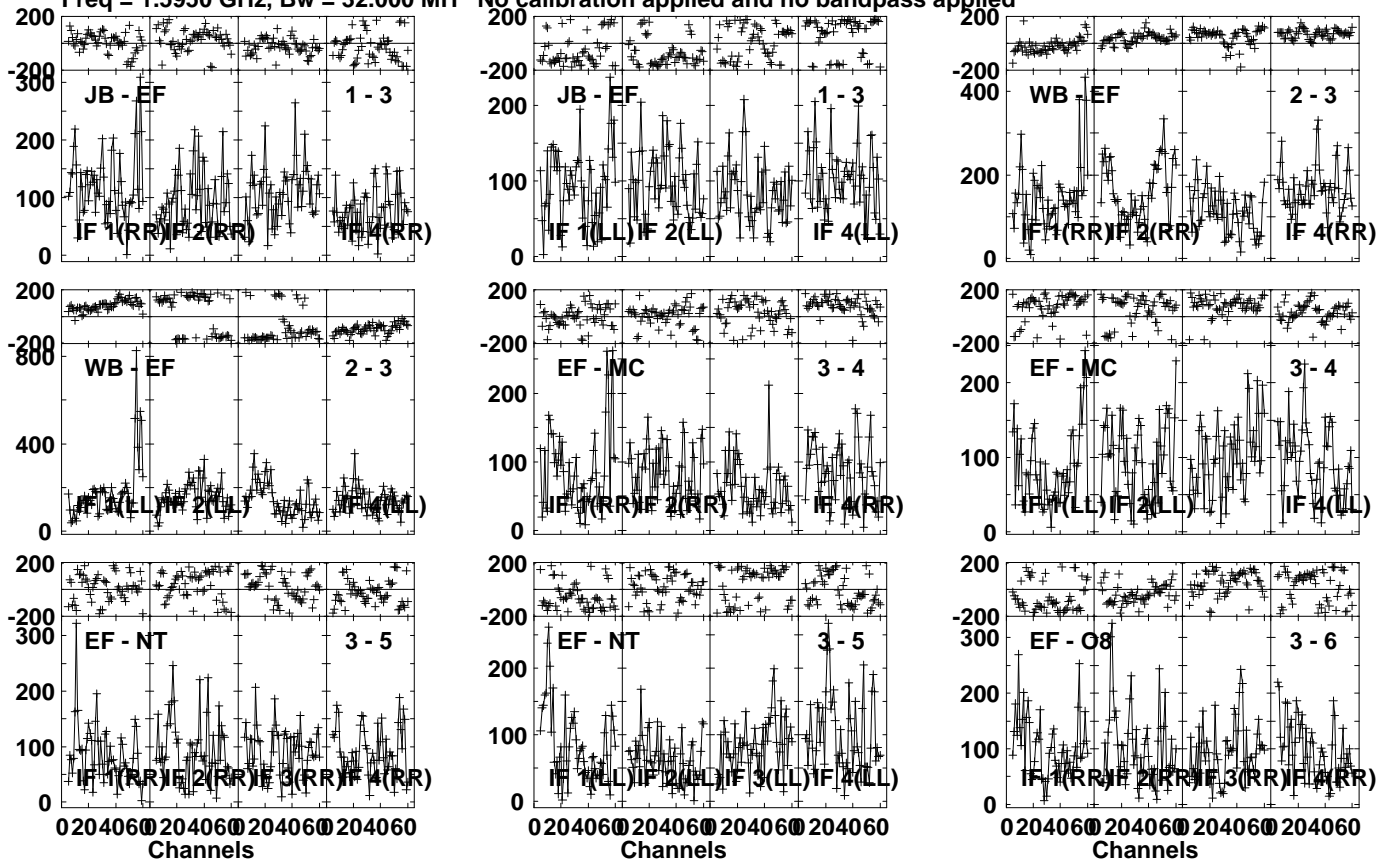
Lower frame: Micro Ampl Jy Top frame: Phas deg
Vector averaged cross-power spectrum Several baselines displayed
Timerange: 00:18:50:41 to 00:19:05:09

Plot file version 31 created 28-NOV-2022 17:09:02

NVSS0222 EV024E 2.UVDATA.1

Freq = 1.5950 GHz, Bw = 32.000 MH

No calibration applied and no bandpass applied



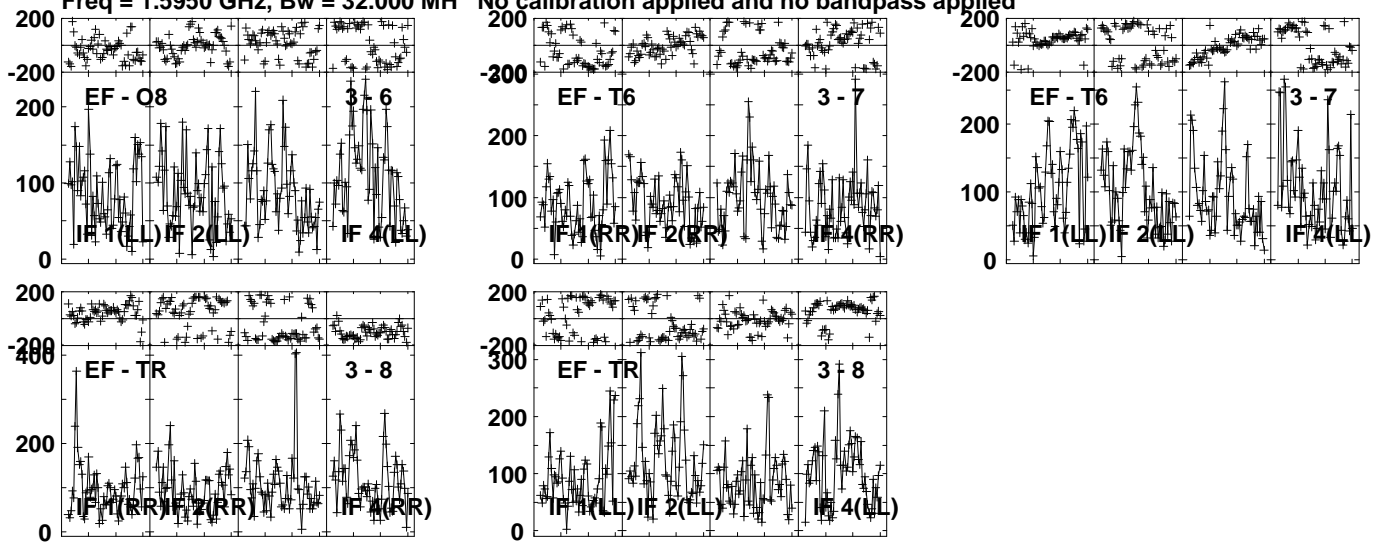
Lower frame: Micro Ampl Jy Top frame: Phas deg
Vector averaged cross-power spectrum Several baselines displayed
Timerange: 00/19:05:41 to 00/19:20:09

Plot file version 32 created 28-NOV-2022 17:09:03

NVSS0222 EV024E 2.UVDATA.1

Freq = 1.5950 GHz, Bw = 32.000 MH

No calibration applied and no bandpass applied



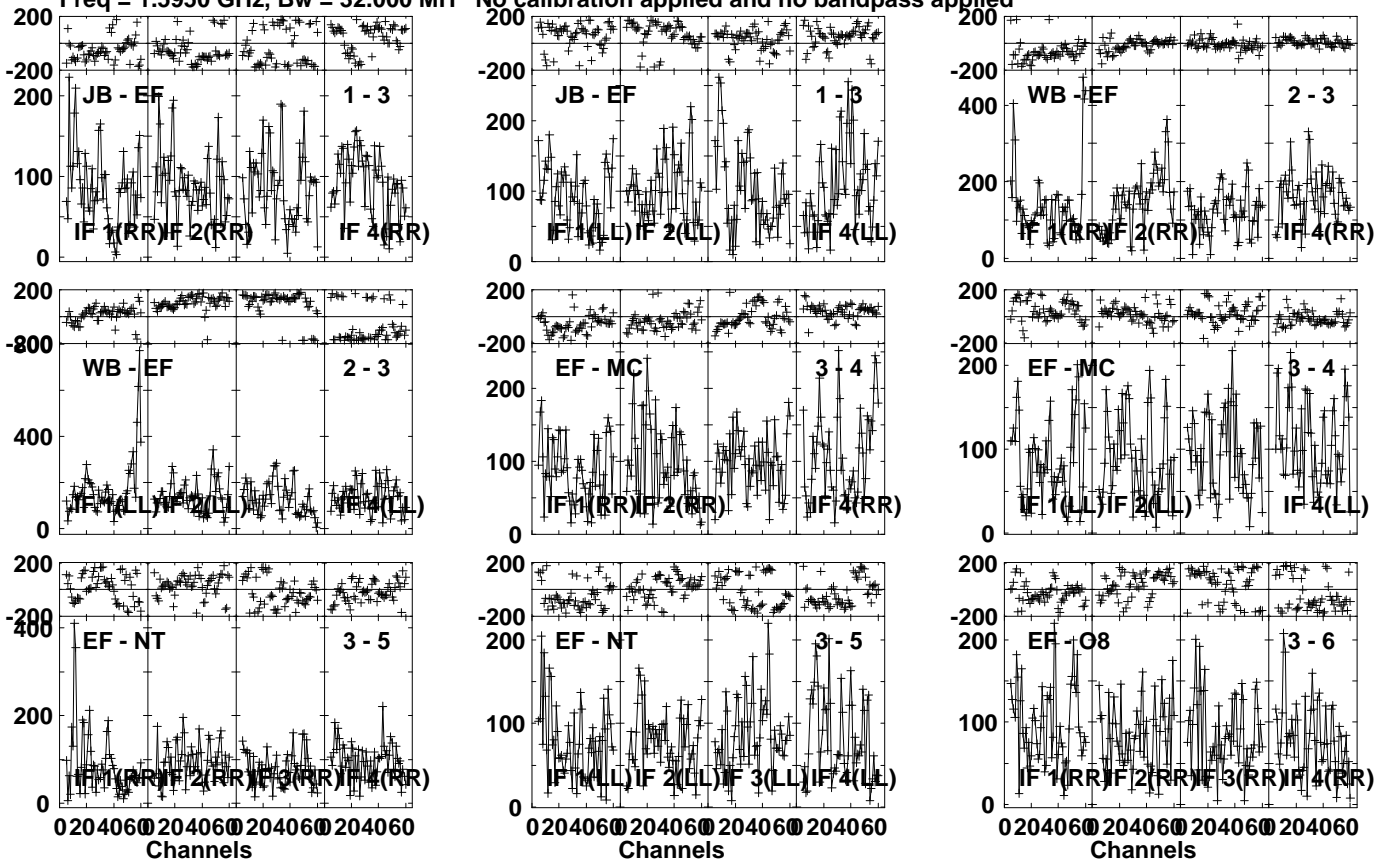
Lower frame: Micro Ampl Jy Top frame: Phas deg
Vector averaged cross-power spectrum Several baselines displayed
Timerange: 00/19:05:41 to 00/19:20:09

Plot file version 33 created 28-NOV-2022 17:09:03

NVSS0222 EV024E 2.UVDATA.1

Freq = 1.5950 GHz, Bw = 32.000 MH

No calibration applied and no bandpass applied

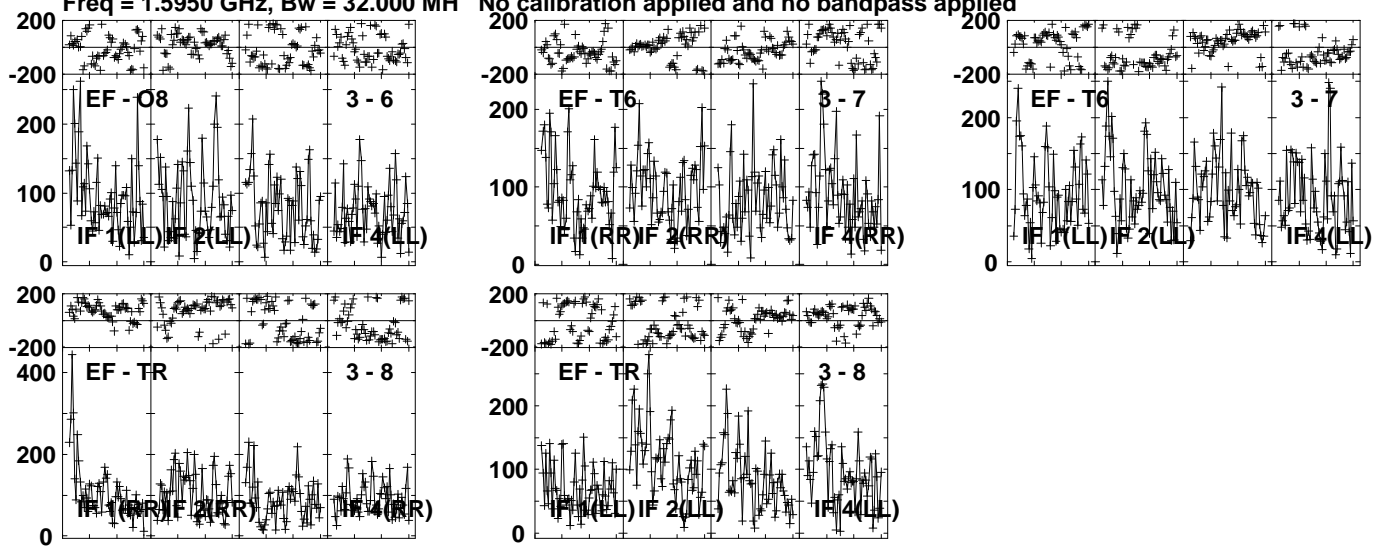


Lower frame: Micro Ampl Jy Top frame: Phas deg
Vector averaged cross-power spectrum Several baselines displayed
Timerange: 00:19:20:41 to 00:19:35:09

Plot file version 34 created 28-NOV-2022 17:09:03

NVSS0222 EV024E 2.UVDATA.1

Freq = 1.5950 GHz, Bw = 32.000 MH No calibration applied and no bandpass applied



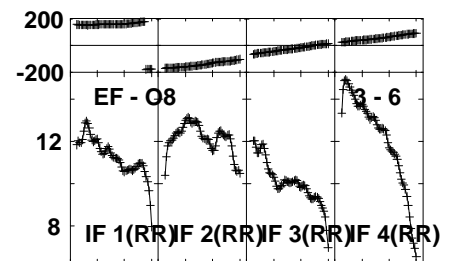
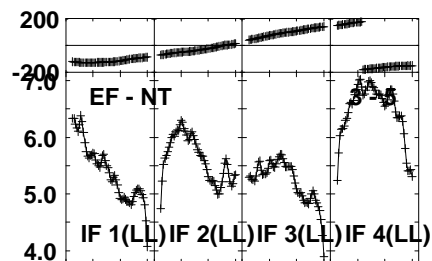
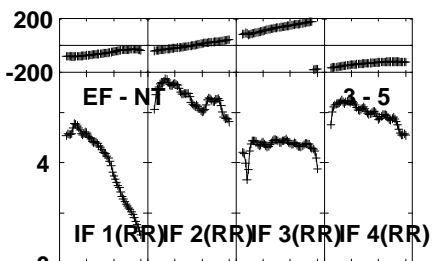
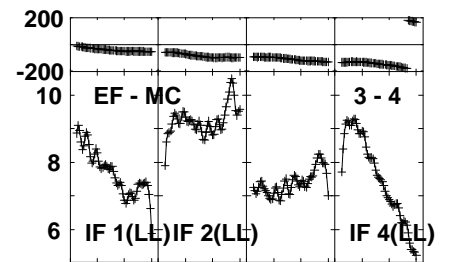
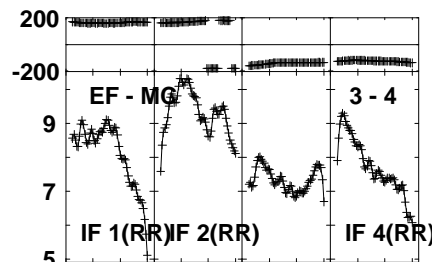
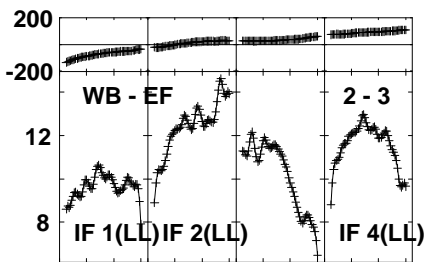
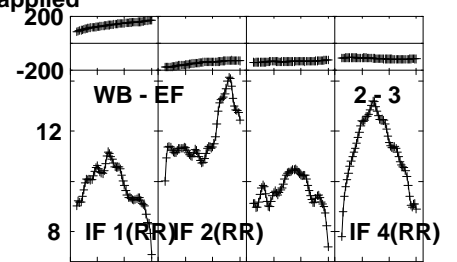
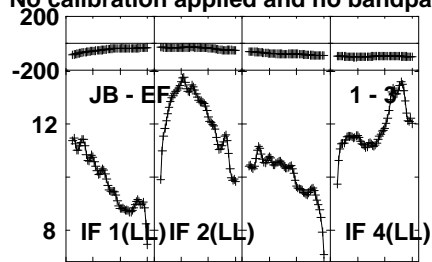
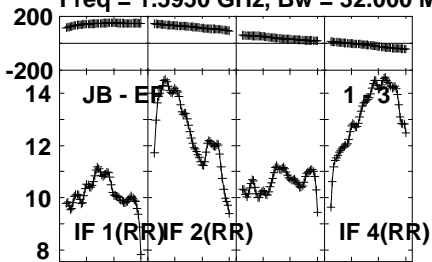
Lower frame: Micro Ampl Jy Top frame: Phas deg
Vector averaged cross-power spectrum Several baselines displayed
Timerange: 00/19:20:41 to 00/19:35:09

Plot file version 35 created 28-NOV-2022 17:09:04

0133+476 EV024E 2.UVDATA.1

Freq = 1.5950 GHz, Bw = 32.000 MH

No calibration applied and no bandpass applied

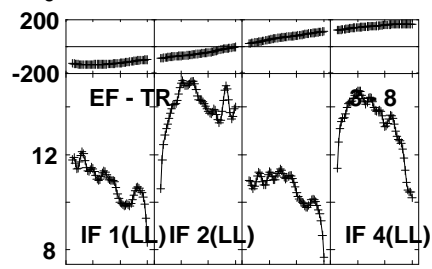
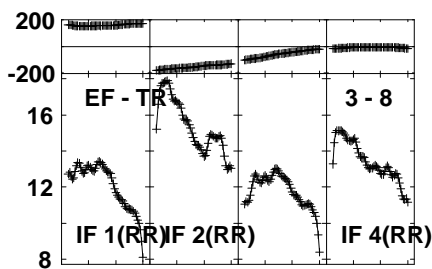
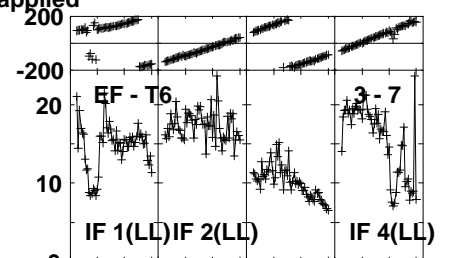
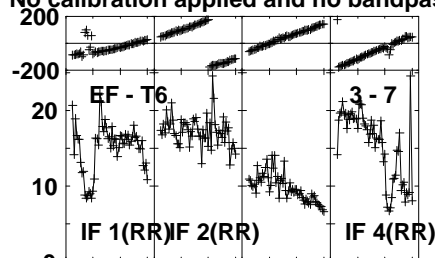
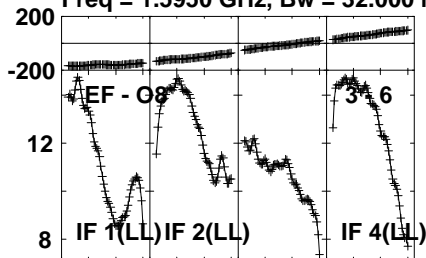


Lower frame: Milli Ampl Jy Top frame: Phas deg
Vector averaged cross-power spectrum Several baselines displayed
Timerange: 00/19:40:11 to 00/19:45:09

Plot file version 36 created 28-NOV-2022 17:09:04

0133+476 EV024E 2.UVDATA.1

Freq = 1.5950 GHz, Bw = 32.000 MH No calibration applied and no bandpass applied



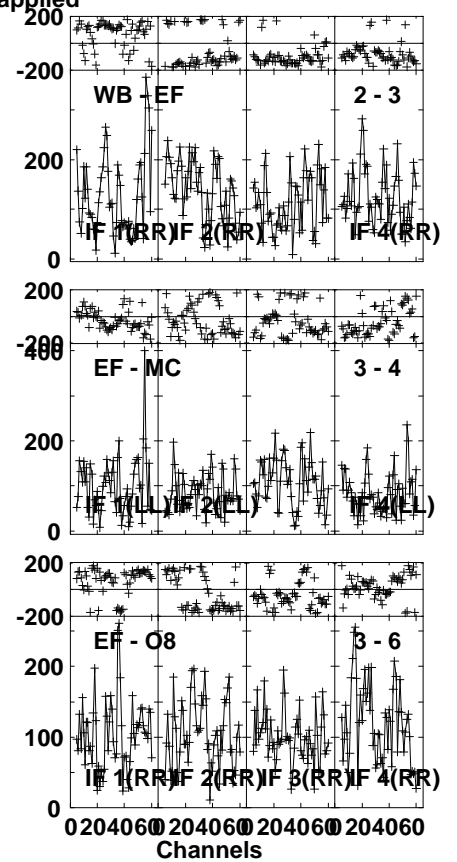
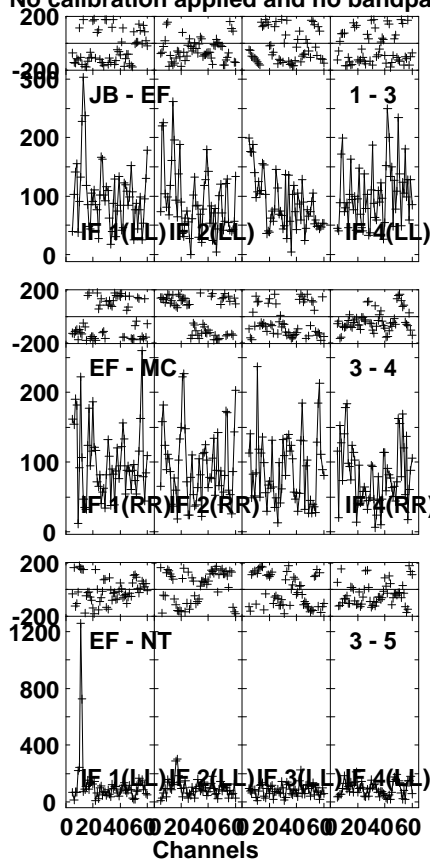
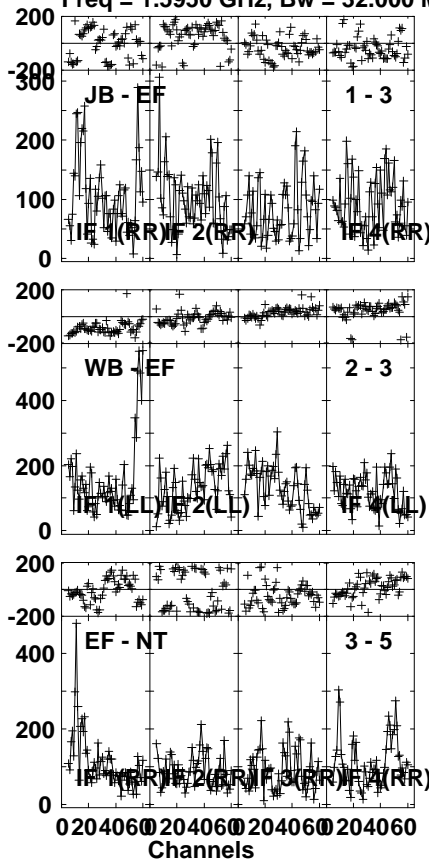
Lower frame: Milli Ampl Jy Top frame: Phas deg
Vector averaged cross-power spectrum Several baselines displayed
Timerange: 00/19:40:11 to 00/19:45:09

Plot file version 37 created 28-NOV-2022 17:09:04

NVSS0222 EV024E 2.UVDATA.1

Freq = 1.5950 GHz, Bw = 32.000 MH

No calibration applied and no bandpass applied



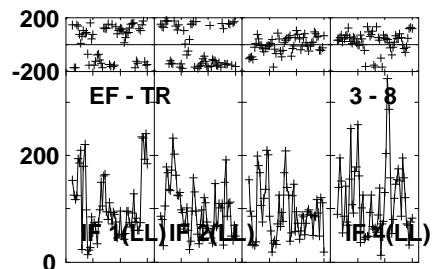
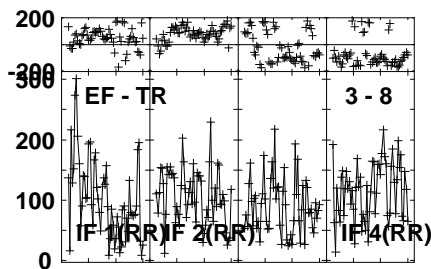
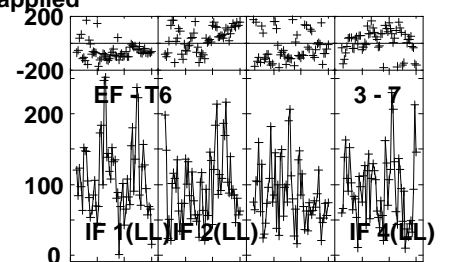
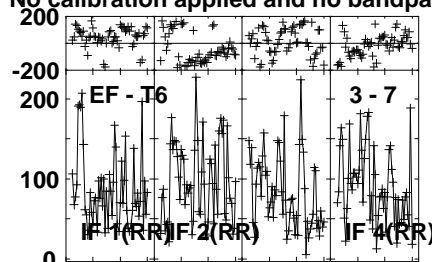
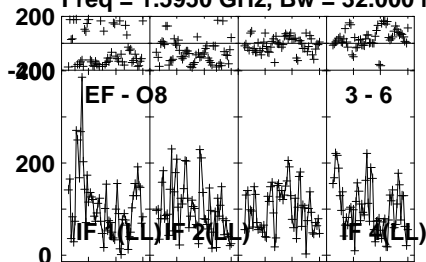
Lower frame: Micro Ampl Jy Top frame: Phas deg
 Vector averaged cross-power spectrum Several baselines displayed
 Timerange: 00/19:46:21 to 00/20:00:19

Plot file version 38 created 28-NOV-2022 17:09:05

NVSS0222 EV024E 2.UVDATA.1

Freq = 1.5950 GHz, Bw = 32.000 MH

No calibration applied and no bandpass applied



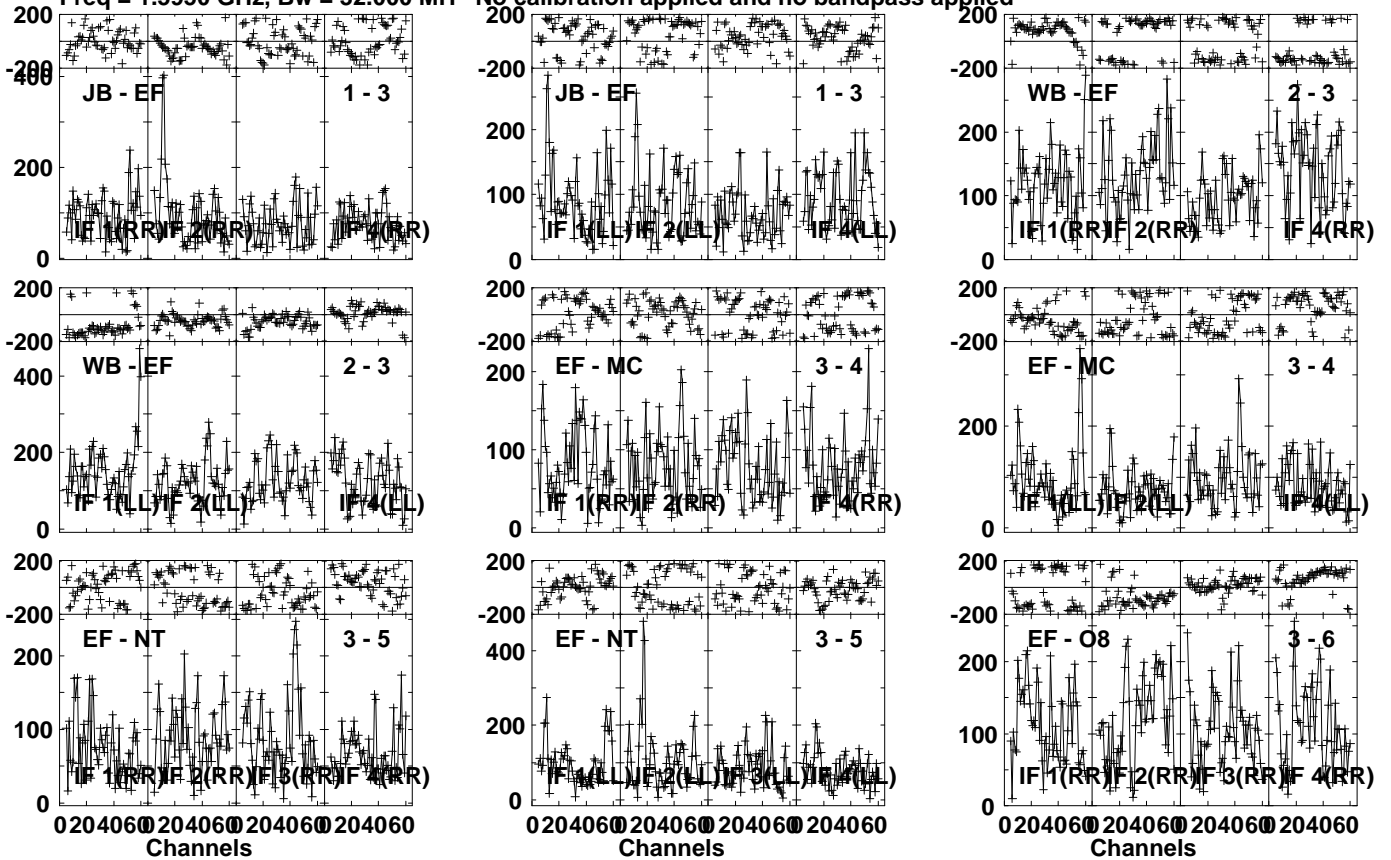
Lower frame: Micro Ampl Jy Top frame: Phas deg
Vector averaged cross-power spectrum Several baselines displayed
Timerange: 00/19:46:21 to 00/20:00:19

Plot file version 39 created 28-NOV-2022 17:09:05

NVSS0222 EV024E 2.UVDATA.1

Freq = 1.5950 GHz, Bw = 32.000 MH

No calibration applied and no bandpass applied



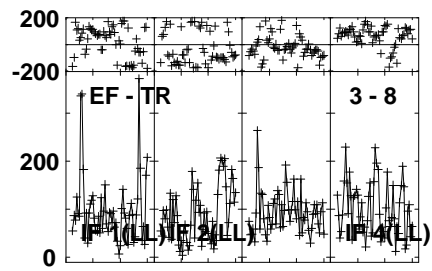
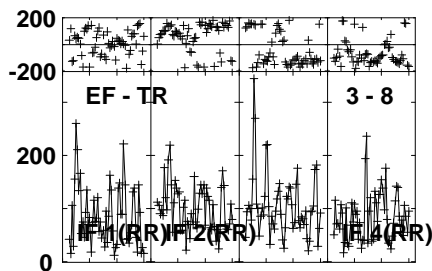
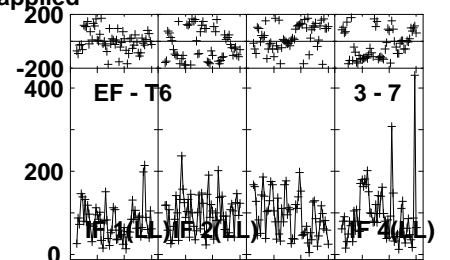
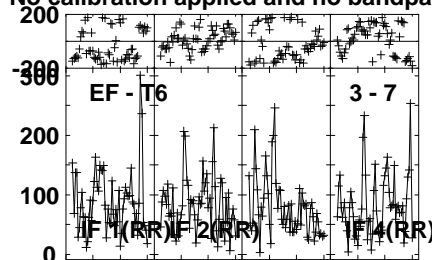
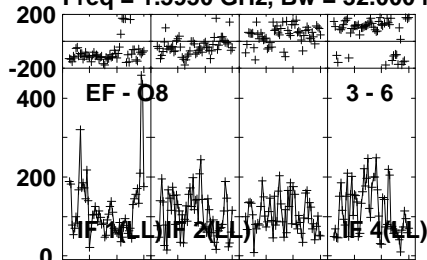
Lower frame: Micro Ampl Jy Top frame: Phas deg
Vector averaged cross-power spectrum Several baselines displayed
Timerange: 00/20:00:51 to 00/20:15:19

Plot file version 40 created 28-NOV-2022 17:09:05

NVSS0222 EV024E 2.UVDATA.1

Freq = 1.5950 GHz, Bw = 32.000 MH

No calibration applied and no bandpass applied



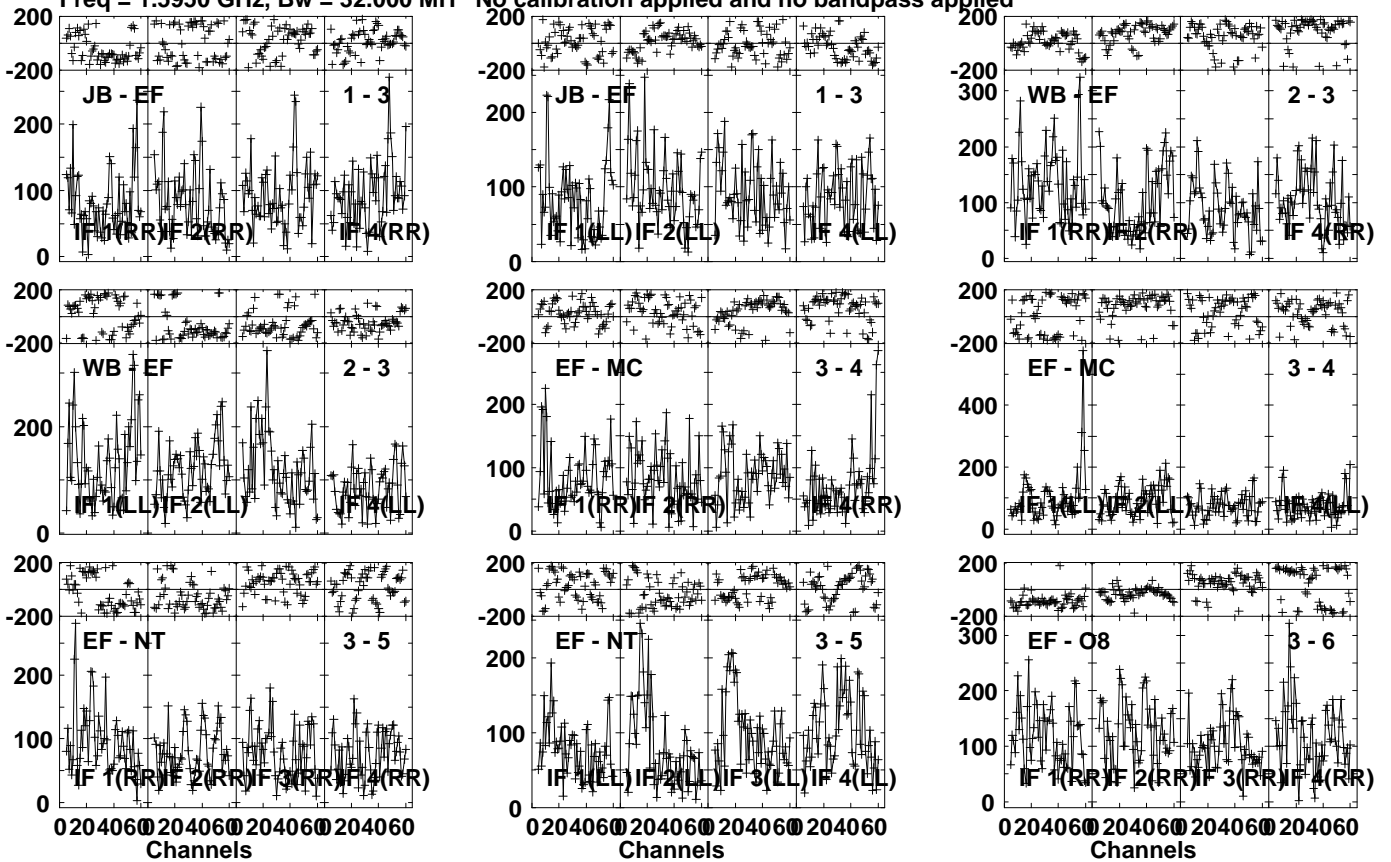
Lower frame: Micro Ampl Jy Top frame: Phas deg
Vector averaged cross-power spectrum Several baselines displayed
Timerange: 00/20:00:51 to 00/20:15:19

Plot file version 41 created 28-NOV-2022 17:09:06

NVSS0222 EV024E 2.UVDATA.1

Freq = 1.5950 GHz, Bw = 32.000 MH

No calibration applied and no bandpass applied



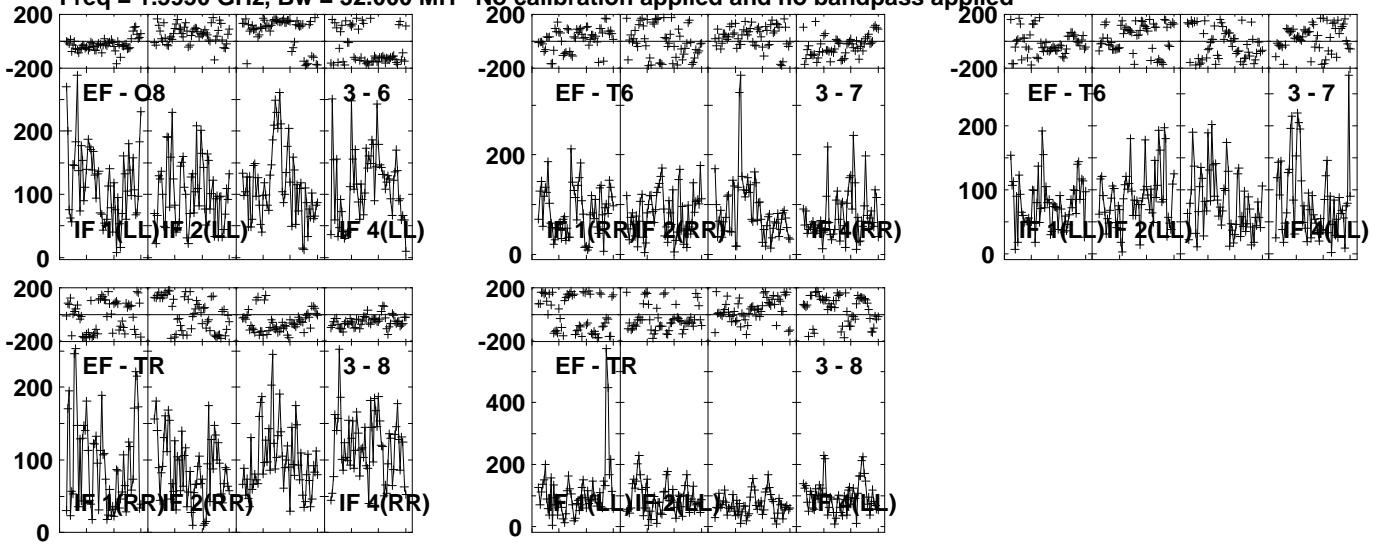
Lower frame: Micro Ampl Jy Top frame: Phas deg
Vector averaged cross-power spectrum Several baselines displayed
Timerange: 00/20:15:51 to 00/20:30:19

Plot file version 42 created 28-NOV-2022 17:09:06

NVSS0222 EV024E 2.UVDATA.1

Freq = 1.5950 GHz, Bw = 32.000 MH

No calibration applied and no bandpass applied



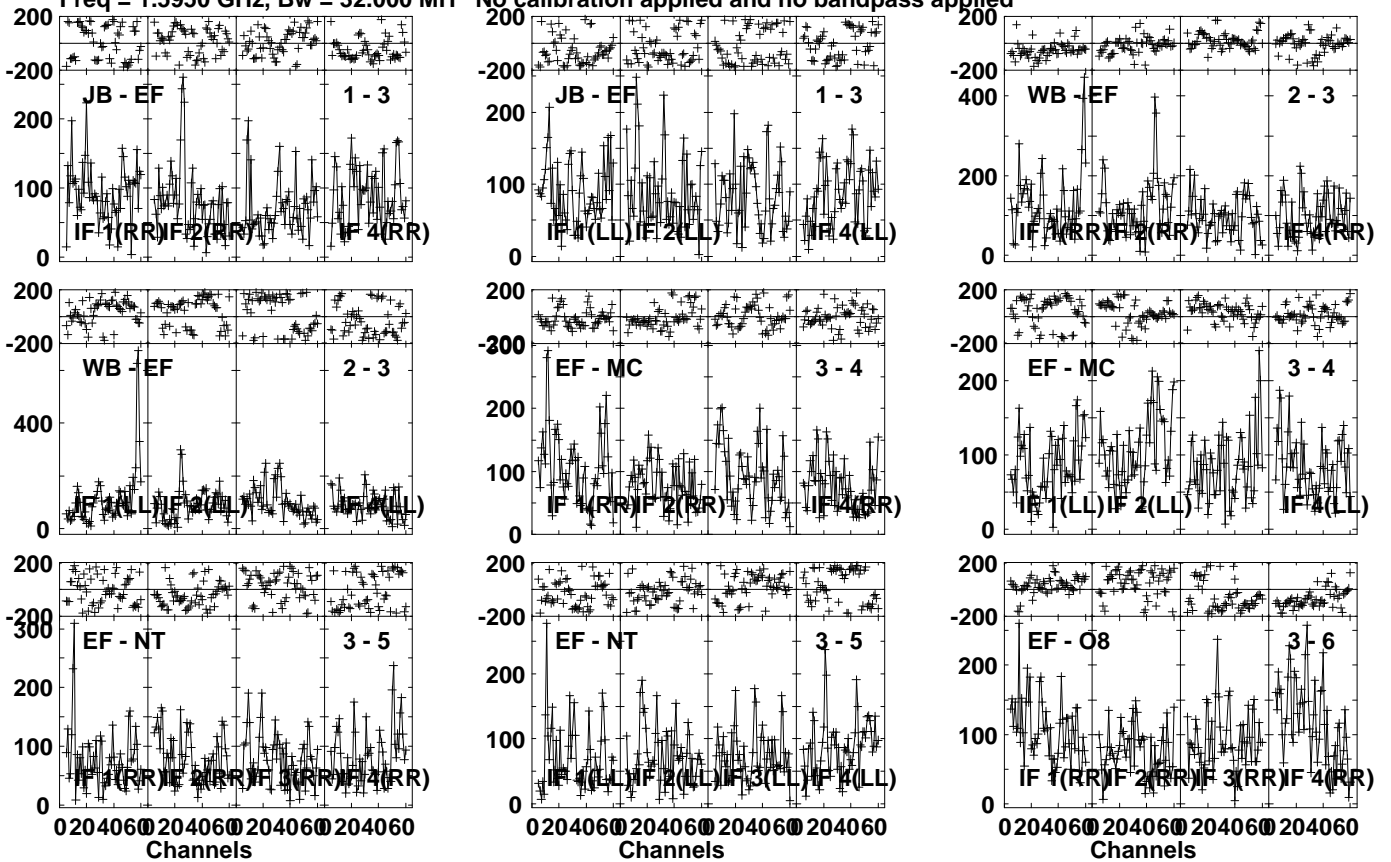
Lower frame: Micro Ampl Jy Top frame: Phas deg
Vector averaged cross-power spectrum Several baselines displayed
Timerange: 00/20:15:51 to 00/20:30:19

Plot file version 43 created 28-NOV-2022 17:09:07

NVSS0222 EV024E 2.UVDATA.1

Freq = 1.5950 GHz, Bw = 32.000 MH

No calibration applied and no bandpass applied



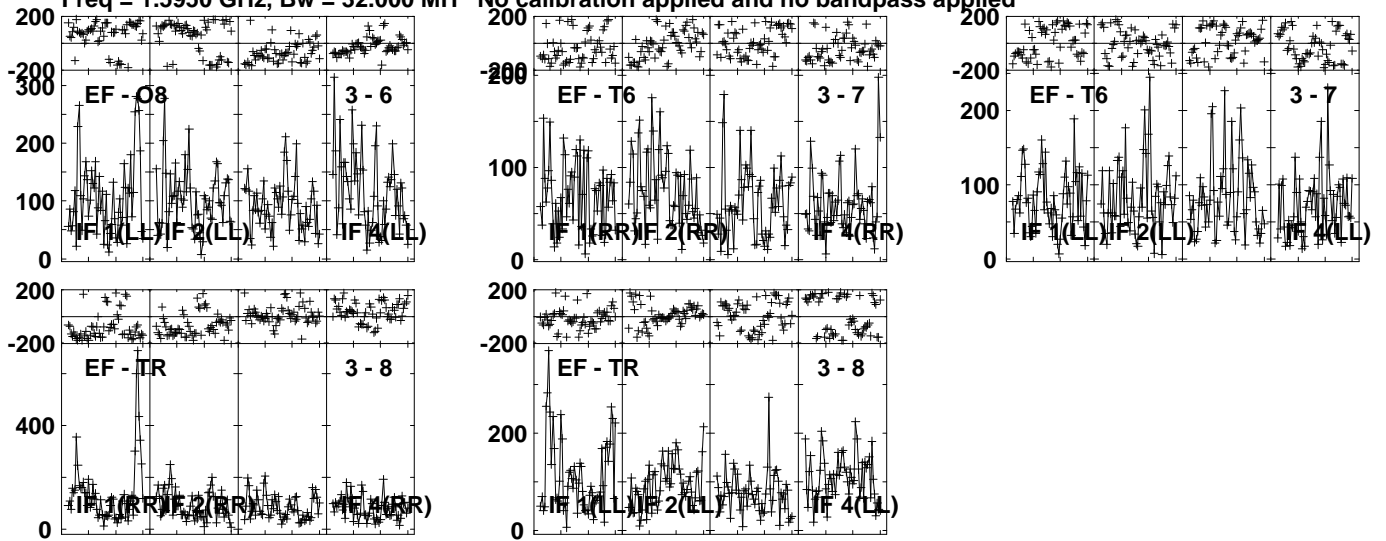
Lower frame: Micro Ampl Jy Top frame: Phas deg
Vector averaged cross-power spectrum Several baselines displayed
Timerange: 00/20:30:51 to 00/20:45:19

Plot file version 44 created 28-NOV-2022 17:09:07

NVSS0222 EV024E 2.UVDATA.1

Freq = 1.5950 GHz, Bw = 32.000 MH

No calibration applied and no bandpass applied



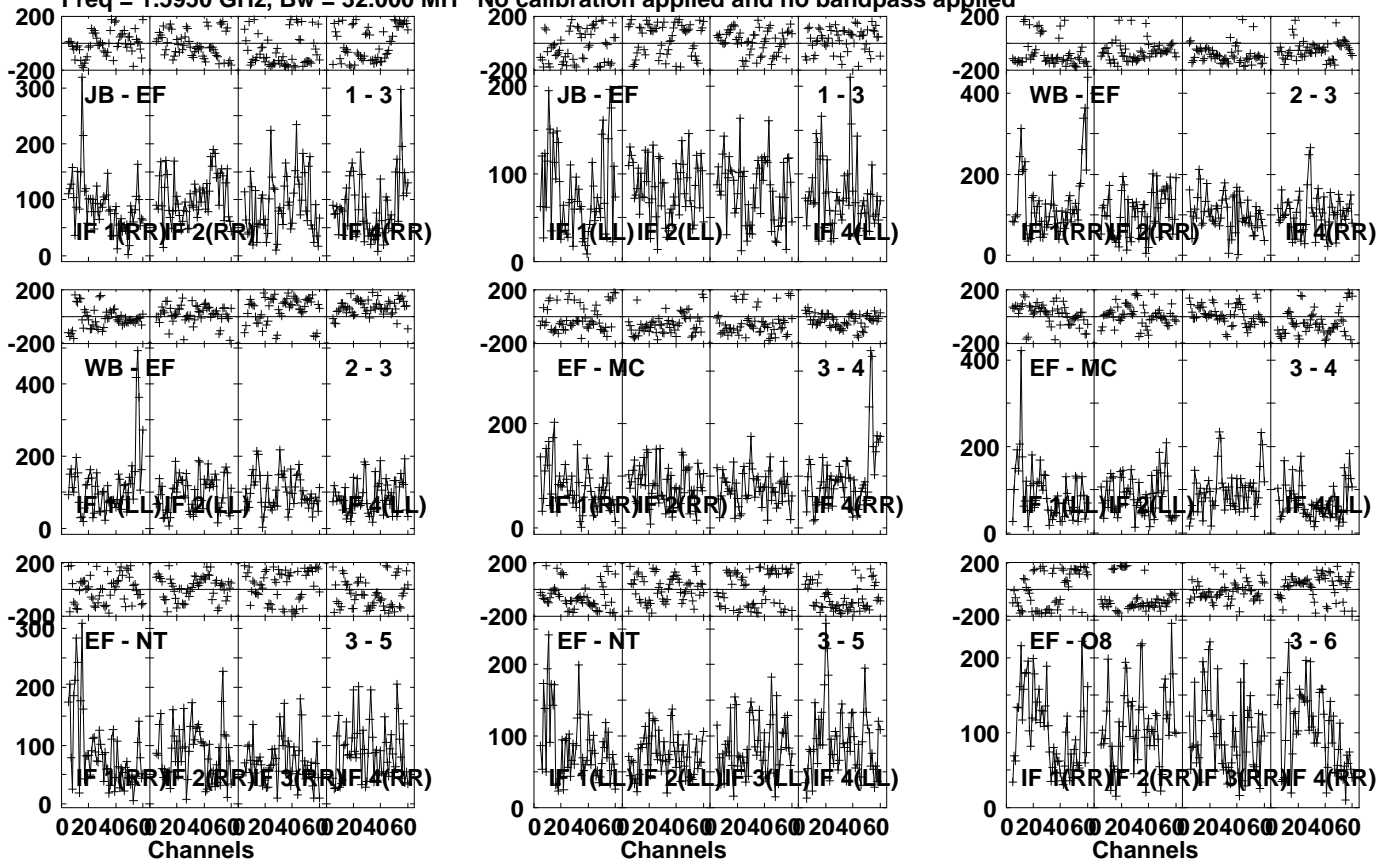
Lower frame: Micro Ampl Jy Top frame: Phas deg
Vector averaged cross-power spectrum Several baselines displayed
Timerange: 00/20:30:51 to 00/20:45:19

Plot file version 45 created 28-NOV-2022 17:09:07

NVSS0222 EV024E 2.UVDATA.1

Freq = 1.5950 GHz, Bw = 32.000 MH

No calibration applied and no bandpass applied



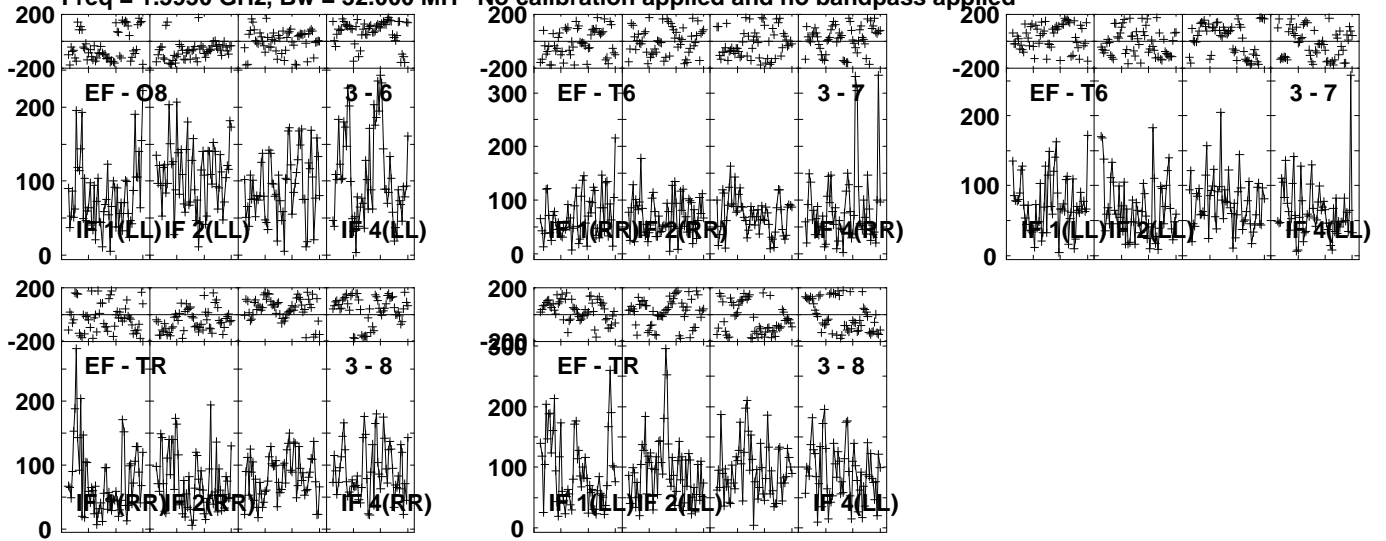
Lower frame: Micro Ampl Jy Top frame: Phas deg
Vector averaged cross-power spectrum Several baselines displayed
Timerange: 00/20:45:51 to 00/21:00:19

Plot file version 46 created 28-NOV-2022 17:09:08

NVSS0222 EV024E 2.UVDATA.1

Freq = 1.5950 GHz, Bw = 32.000 MH

No calibration applied and no bandpass applied



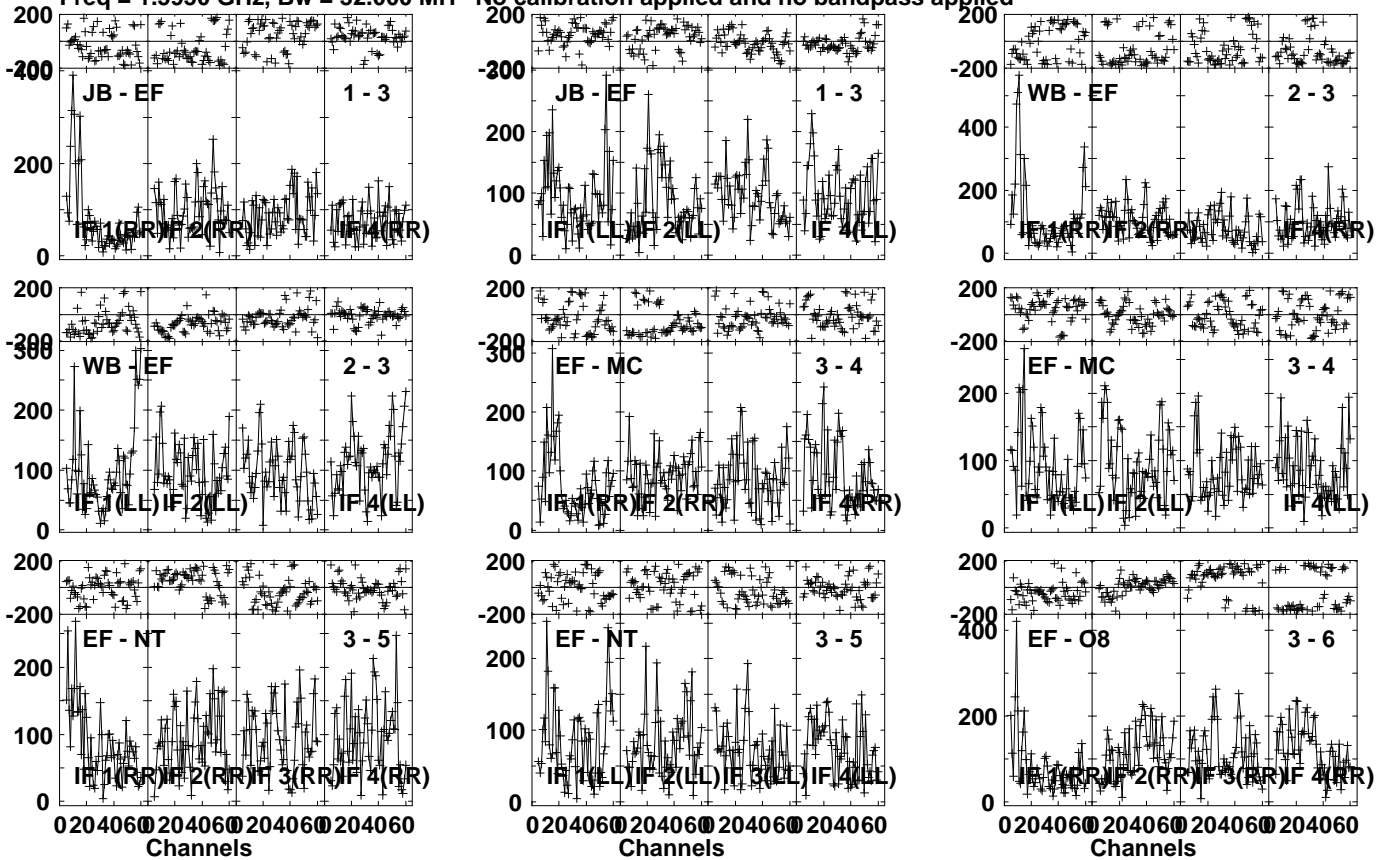
Lower frame: Micro Ampl Jy Top frame: Phas deg
Vector averaged cross-power spectrum Several baselines displayed
Timerange: 00/20:45:51 to 00/21:00:19

Plot file version 47 created 28-NOV-2022 17:09:08

NVSS0222 EV024E 2.UVDATA.1

Freq = 1.5950 GHz, Bw = 32.000 MH

No calibration applied and no bandpass applied

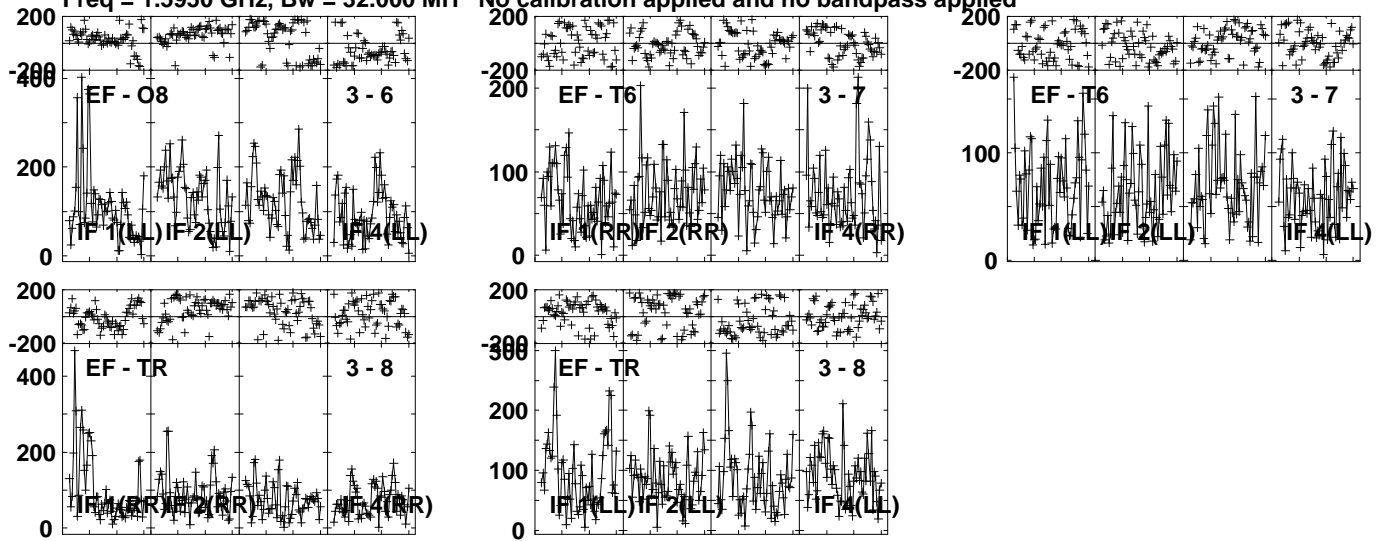


Lower frame: Micro Ampl Jy Top frame: Phas deg
Vector averaged cross-power spectrum Several baselines displayed
Timerange: 00/21:00:51 to 00/21:15:19

Plot file version 48 created 28-NOV-2022 17:09:08

NVSS0222 EV024E 2.UVDATA.1

Freq = 1.5950 GHz, Bw = 32.000 MH No calibration applied and no bandpass applied



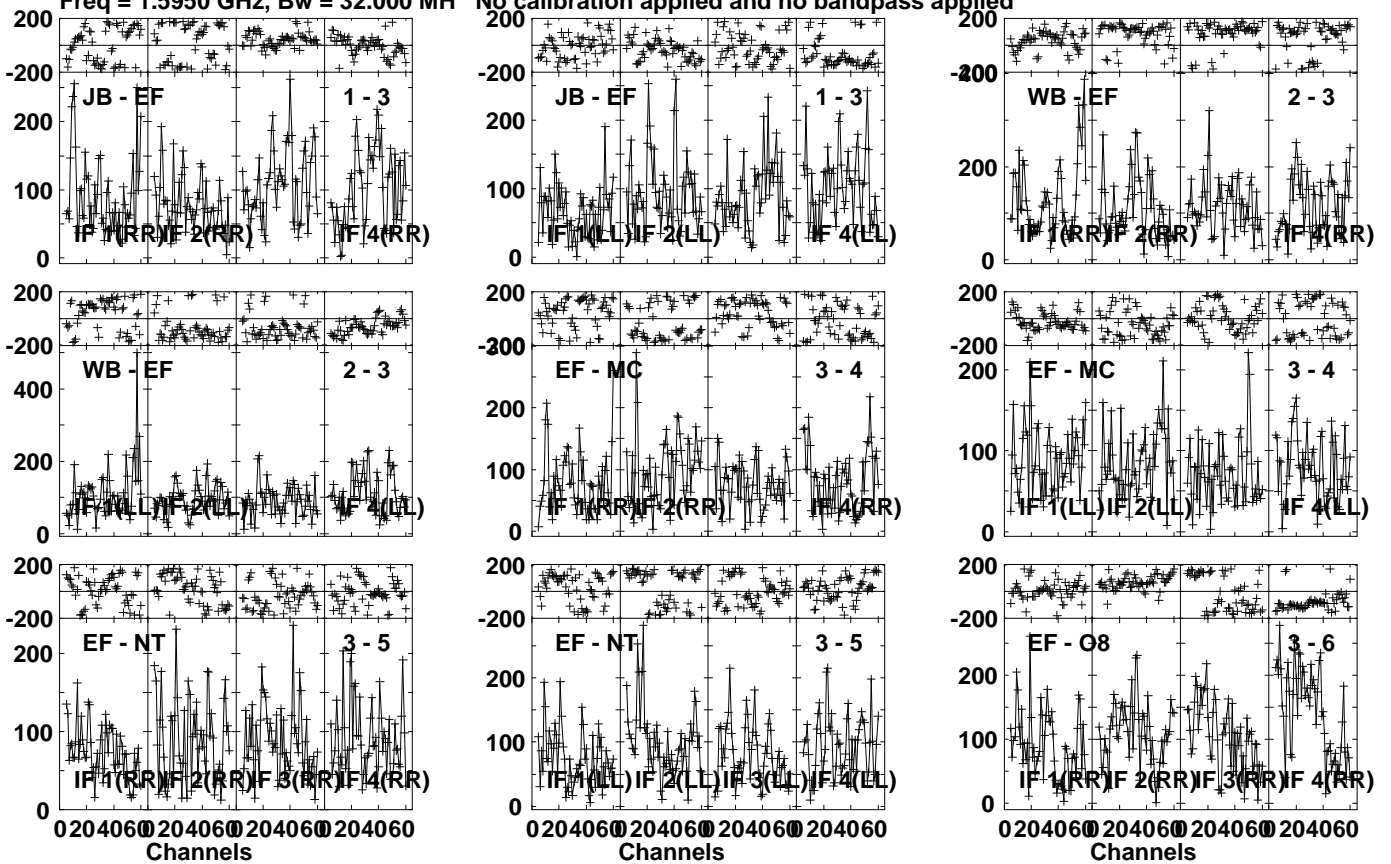
Lower frame: Micro Ampl Jy Top frame: Phas deg
Vector averaged cross-power spectrum Several baselines displayed
Timerange: 00/21:00:51 to 00/21:15:19

Plot file version 49 created 28-NOV-2022 17:09:09

NVSS0222 EV024E 2.UVDATA.1

Freq = 1.5950 GHz, Bw = 32.000 MH

No calibration applied and no bandpass applied



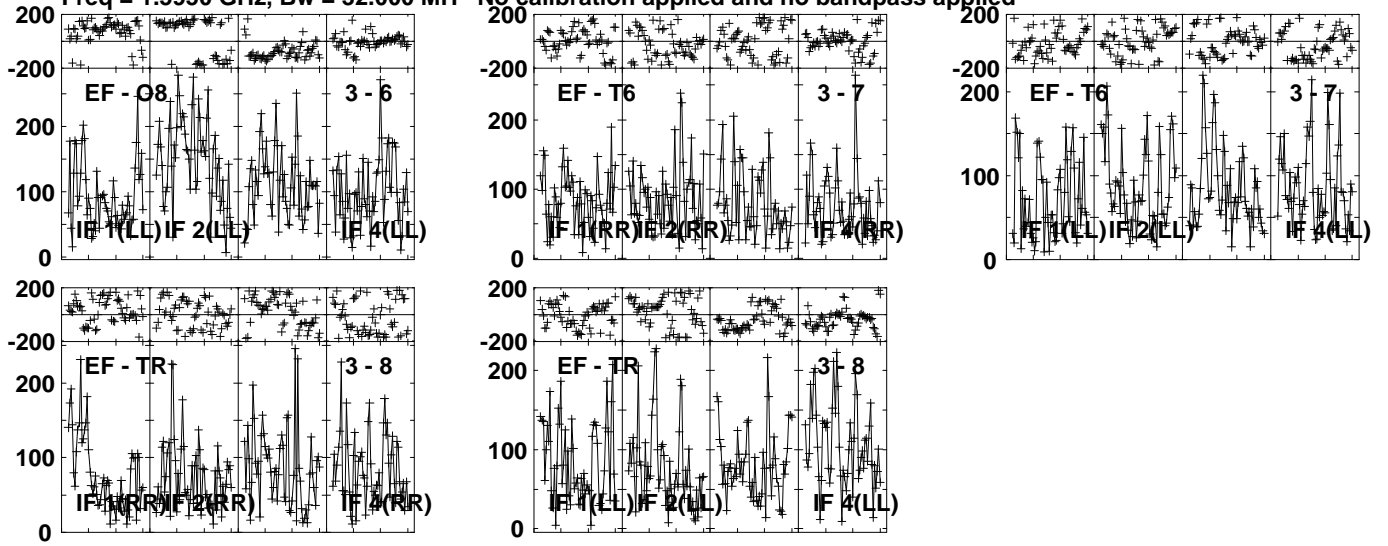
Lower frame: Micro Ampl Jy Top frame: Phas deg
Vector averaged cross-power spectrum Several baselines displayed
Timerange: 00/21:15:51 to 00/21:30:19

Plot file version 50 created 28-NOV-2022 17:09:09

NVSS0222 EV024E 2.UVDATA.1

Freq = 1.5950 GHz, Bw = 32.000 MH

No calibration applied and no bandpass applied



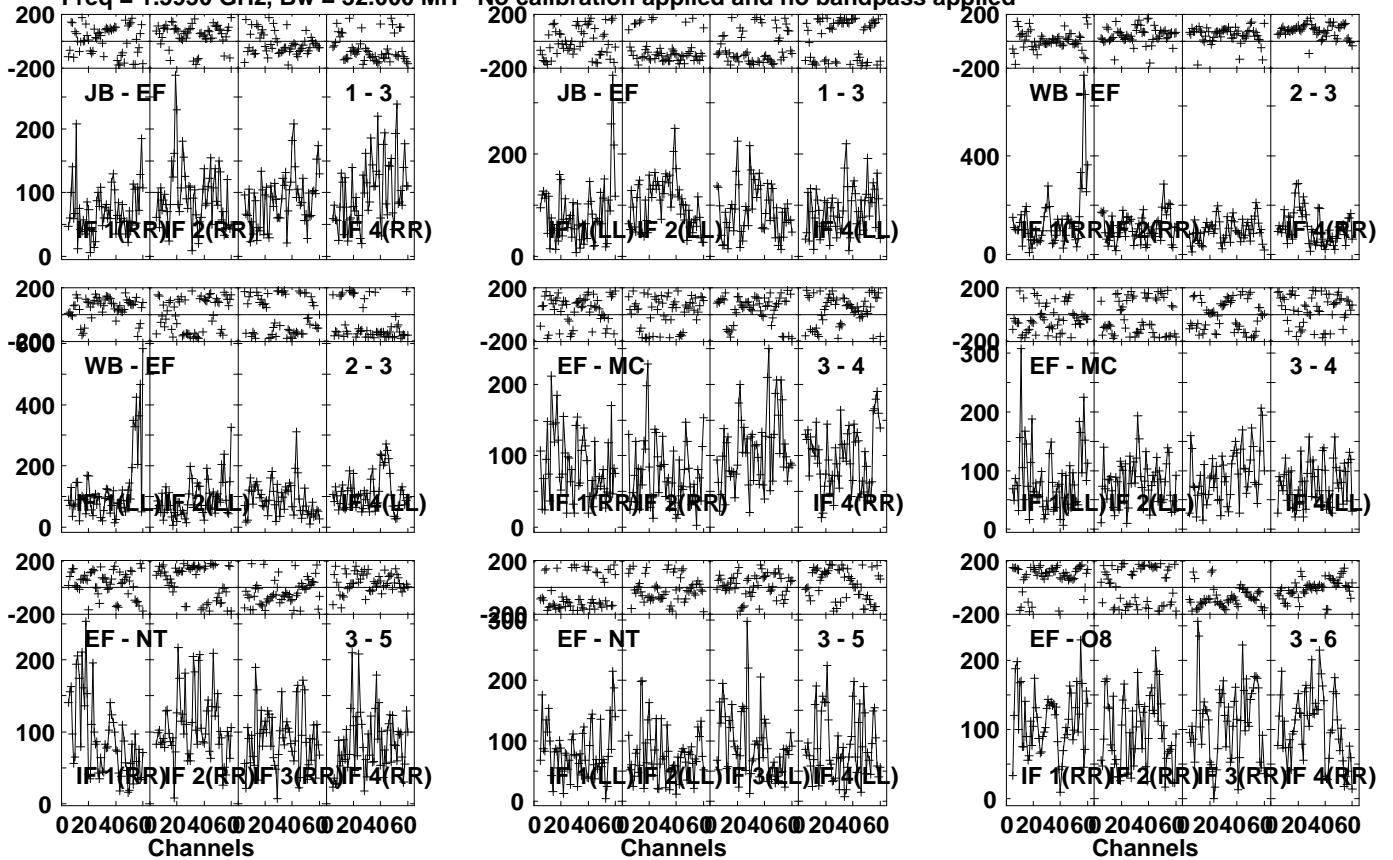
Lower frame: Micro Ampl Jy Top frame: Phas deg
Vector averaged cross-power spectrum Several baselines displayed
Timerange: 00/21:15:51 to 00/21:30:19

Plot file version 51 created 28-NOV-2022 17:09:09

NVSS0222 EV024E 2.UVDATA.1

Freq = 1.5950 GHz, Bw = 32.000 MH

No calibration applied and no bandpass applied



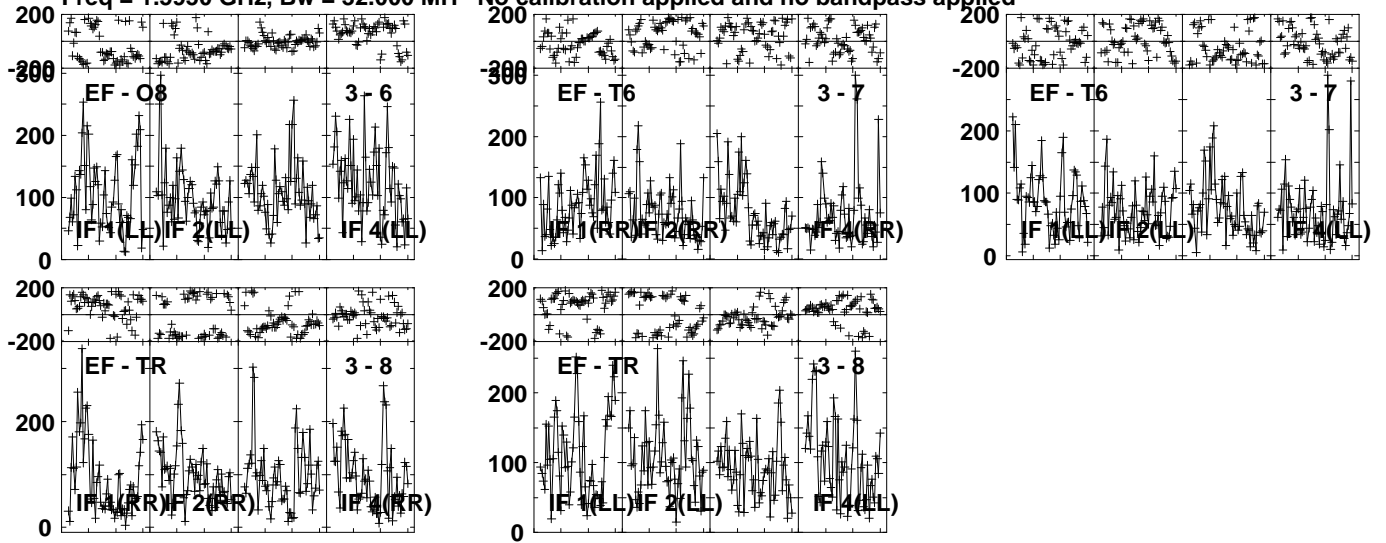
Lower frame: Micro Ampl Jy Top frame: Phas deg
Vector averaged cross-power spectrum Several baselines displayed
Timerange: 00/21:30:51 to 00/21:45:19

Plot file version 52 created 28-NOV-2022 17:09:09

NVSS0222 EV024E 2.UVDATA.1

Freq = 1.5950 GHz, Bw = 32.000 MH

No calibration applied and no bandpass applied



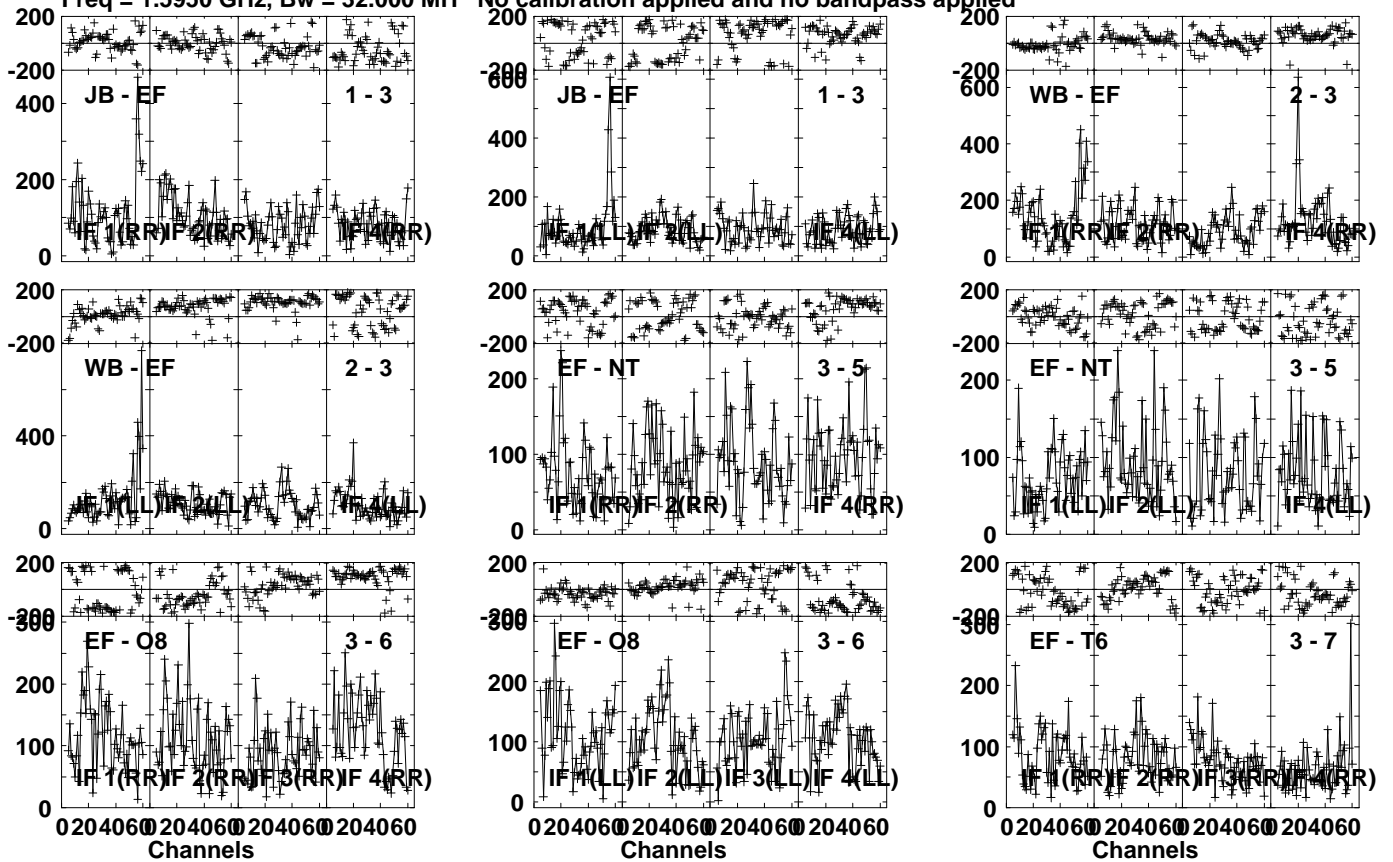
Lower frame: Micro Ampl Jy Top frame: Phas deg
Vector averaged cross-power spectrum Several baselines displayed
Timerange: 00/21:30:51 to 00/21:45:19

Plot file version 53 created 28-NOV-2022 17:09:10

NVSS0222 EV024E 2.UVDATA.1

Freq = 1.5950 GHz, Bw = 32.000 MH

No calibration applied and no bandpass applied

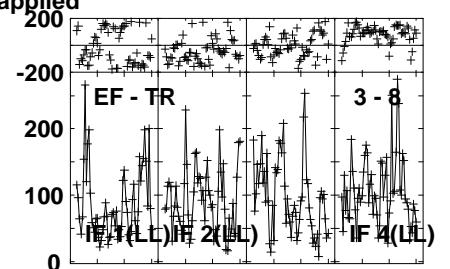
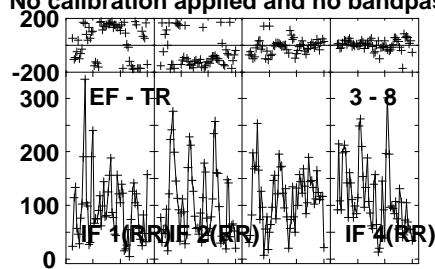
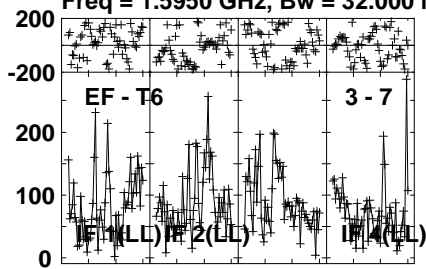


Lower frame: Micro Ampl Jy Top frame: Phas deg
Vector averaged cross-power spectrum Several baselines displayed
Timerange: 00/21:45:51 to 00/22:00:19

Plot file version 54 created 28-NOV-2022 17:09:10

NVSS0222 EV024E 2.UVDATA.1

Freq = 1.5950 GHz, Bw = 32.000 MH No calibration applied and no bandpass applied



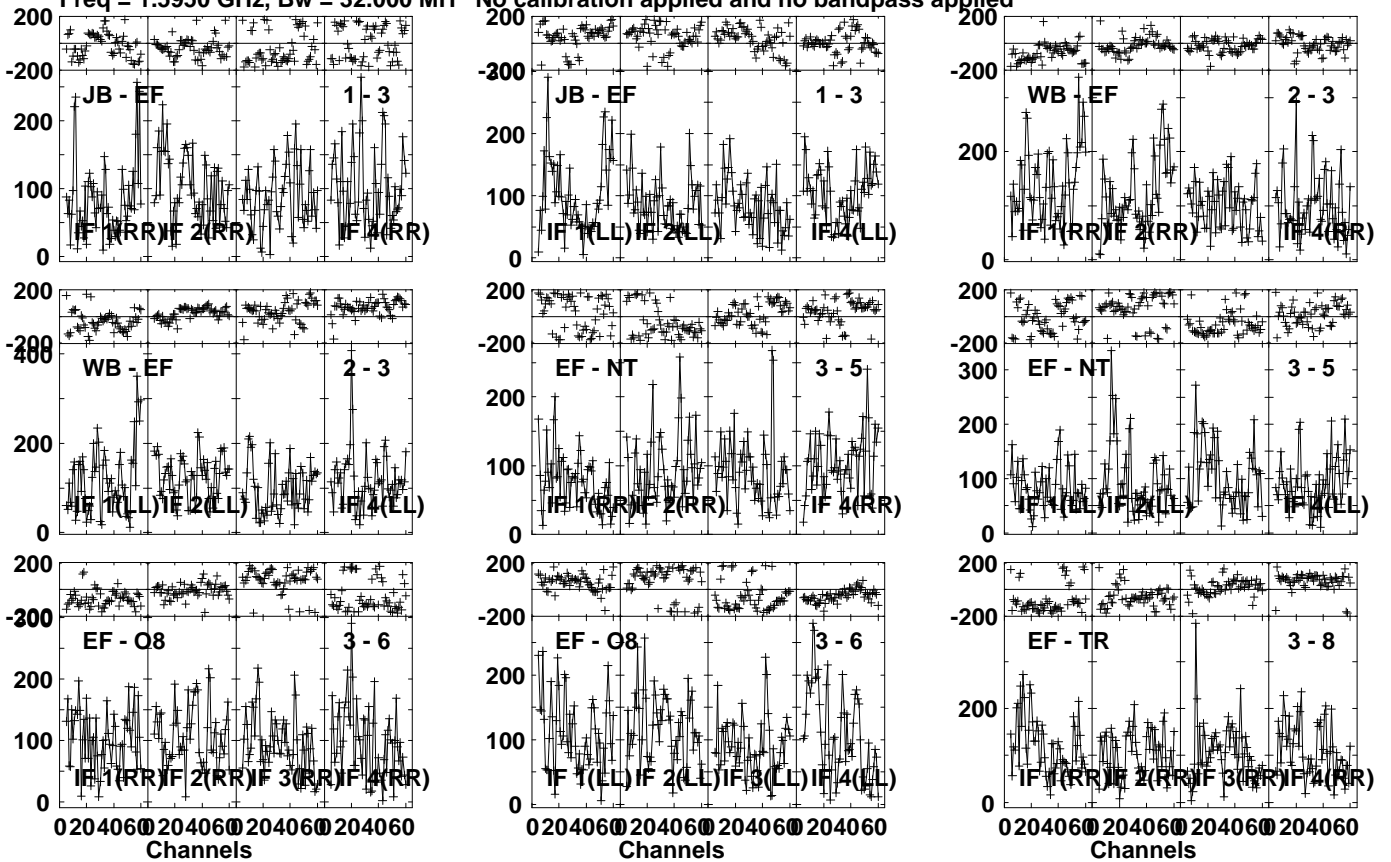
Lower frame: Micro Ampl Jy Top frame: Phas deg
Vector averaged cross-power spectrum Several baselines displayed
Timerange: 00/21:45:51 to 00/22:00:19

Plot file version 55 created 28-NOV-2022 17:09:10

NVSS0222 EV024E 2.UVDATA.1

Freq = 1.5950 GHz, Bw = 32.000 MH

No calibration applied and no bandpass applied

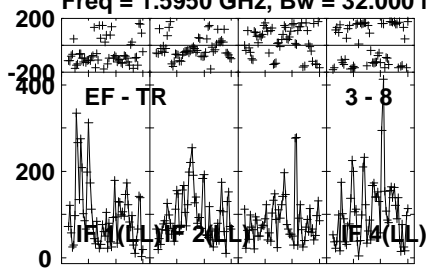


Lower frame: Micro Ampl Jy Top frame: Phas deg
Vector averaged cross-power spectrum Several baselines displayed
Timerange: 00/22:00:51 to 00/22:15:19

Plot file version 56 created 28-NOV-2022 17:09:11

NVSS0222 EV024E 2.UVDATA.1

Freq = 1.5950 GHz, Bw = 32.000 MH No calibration applied and no bandpass applied



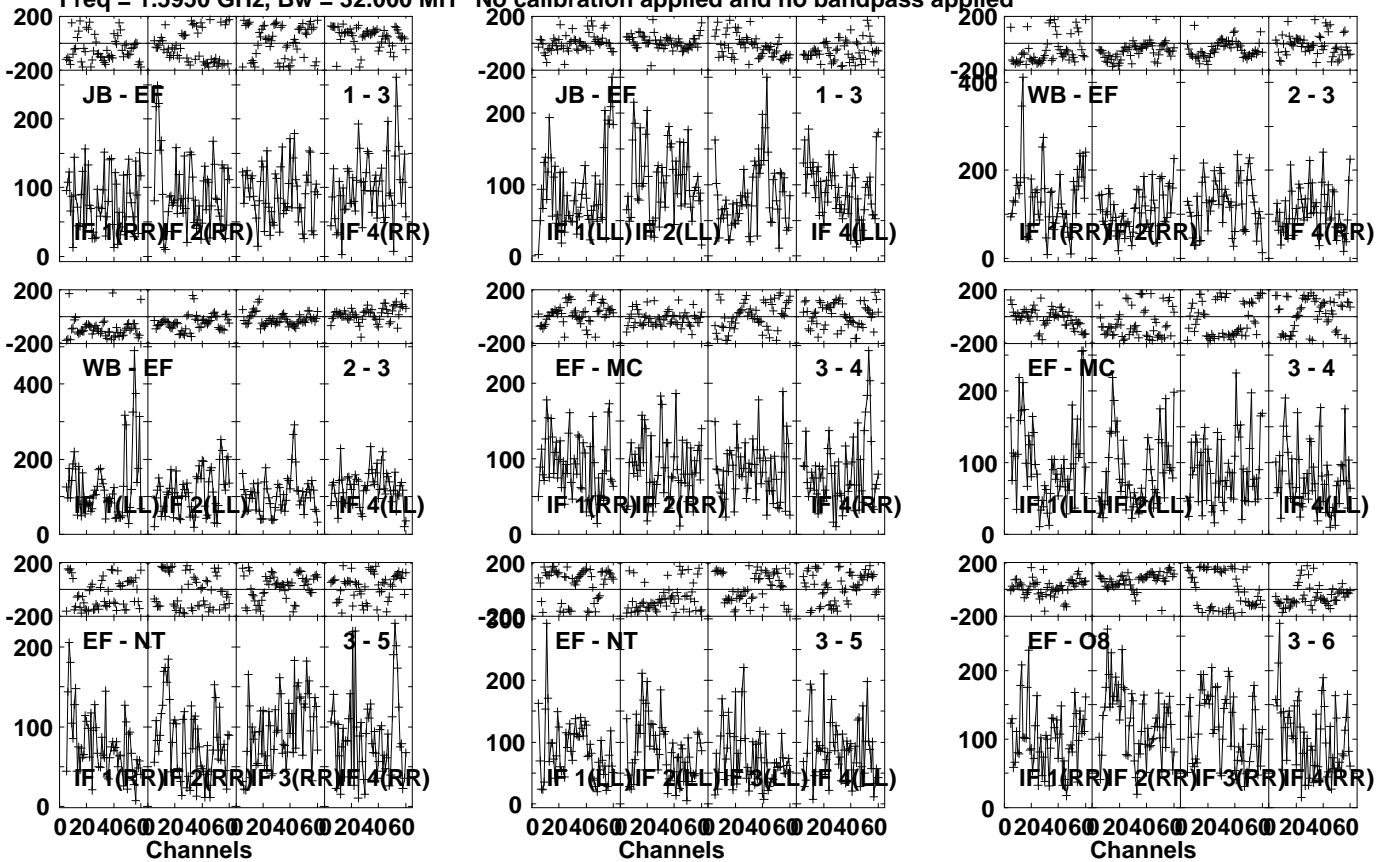
Lower frame: Micro Ampl Jy Top frame: Phas deg
Vector averaged cross-power spectrum Several baselines displayed
Timerange: 00/22:00:51 to 00/22:15:19

Plot file version 57 created 28-NOV-2022 17:09:11

NVSS0222 EV024E 2.UVDATA.1

Freq = 1.5950 GHz, Bw = 32.000 MH

No calibration applied and no bandpass applied

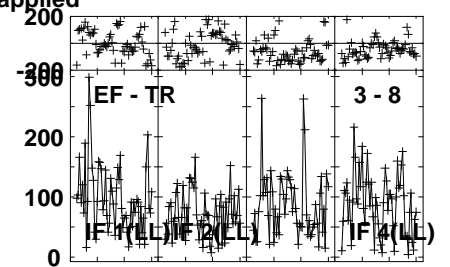
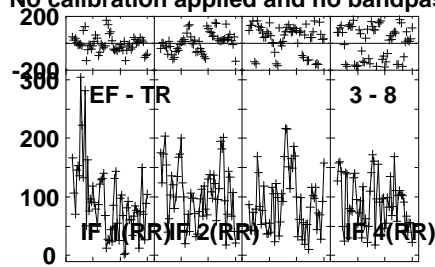
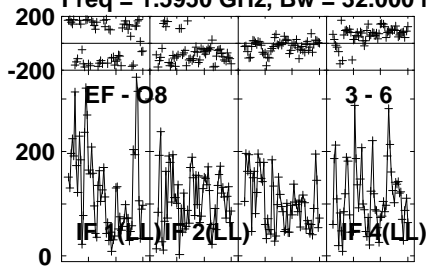


Lower frame: Micro Ampl Jy Top frame: Phas deg
Vector averaged cross-power spectrum Several baselines displayed
Timerange: 00/22:15:51 to 00/22:30:19

Plot file version 58 created 28-NOV-2022 17:09:11

NVSS0222 EV024E 2.UVDATA.1

Freq = 1.5950 GHz, Bw = 32.000 MH No calibration applied and no bandpass applied



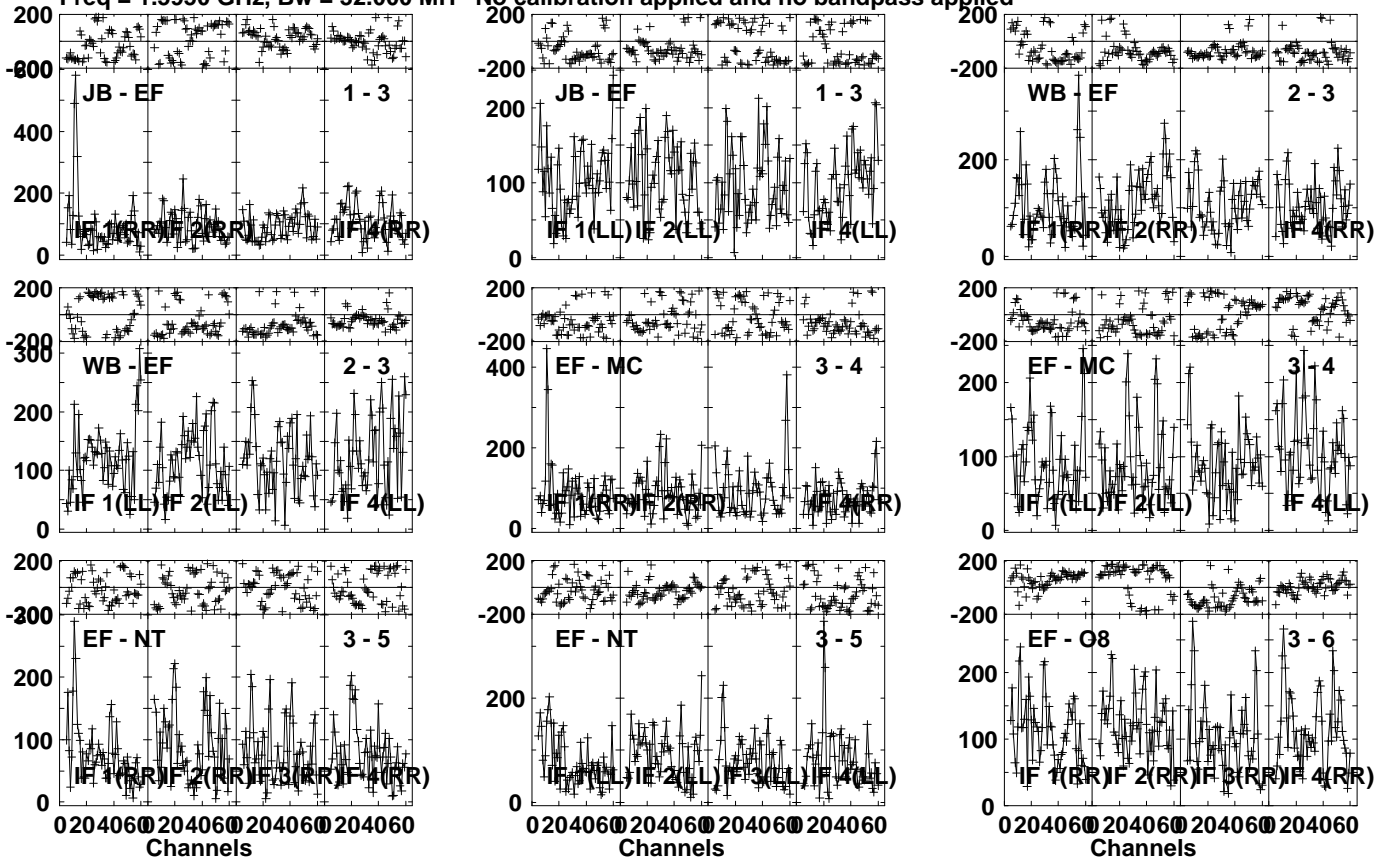
Lower frame: Micro Ampl Jy Top frame: Phas deg
Vector averaged cross-power spectrum Several baselines displayed
Timerange: 00/22:15:51 to 00/22:30:19

Plot file version 59 created 28-NOV-2022 17:09:11

NVSS0222 EV024E 2.UVDATA.1

Freq = 1.5950 GHz, Bw = 32.000 MH

No calibration applied and no bandpass applied

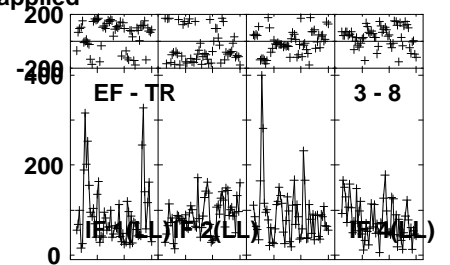
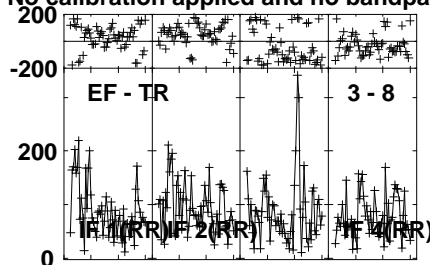
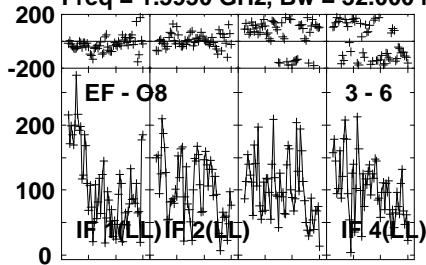


Lower frame: Micro Ampl Jy Top frame: Phas deg
Vector averaged cross-power spectrum Several baselines displayed
Timerange: 00/22:30:51 to 00/22:45:19

Plot file version 60 created 28-NOV-2022 17:09:11

NVSS0222 EV024E 2.UVDATA.1

Freq = 1.5950 GHz, Bw = 32.000 MH No calibration applied and no bandpass applied



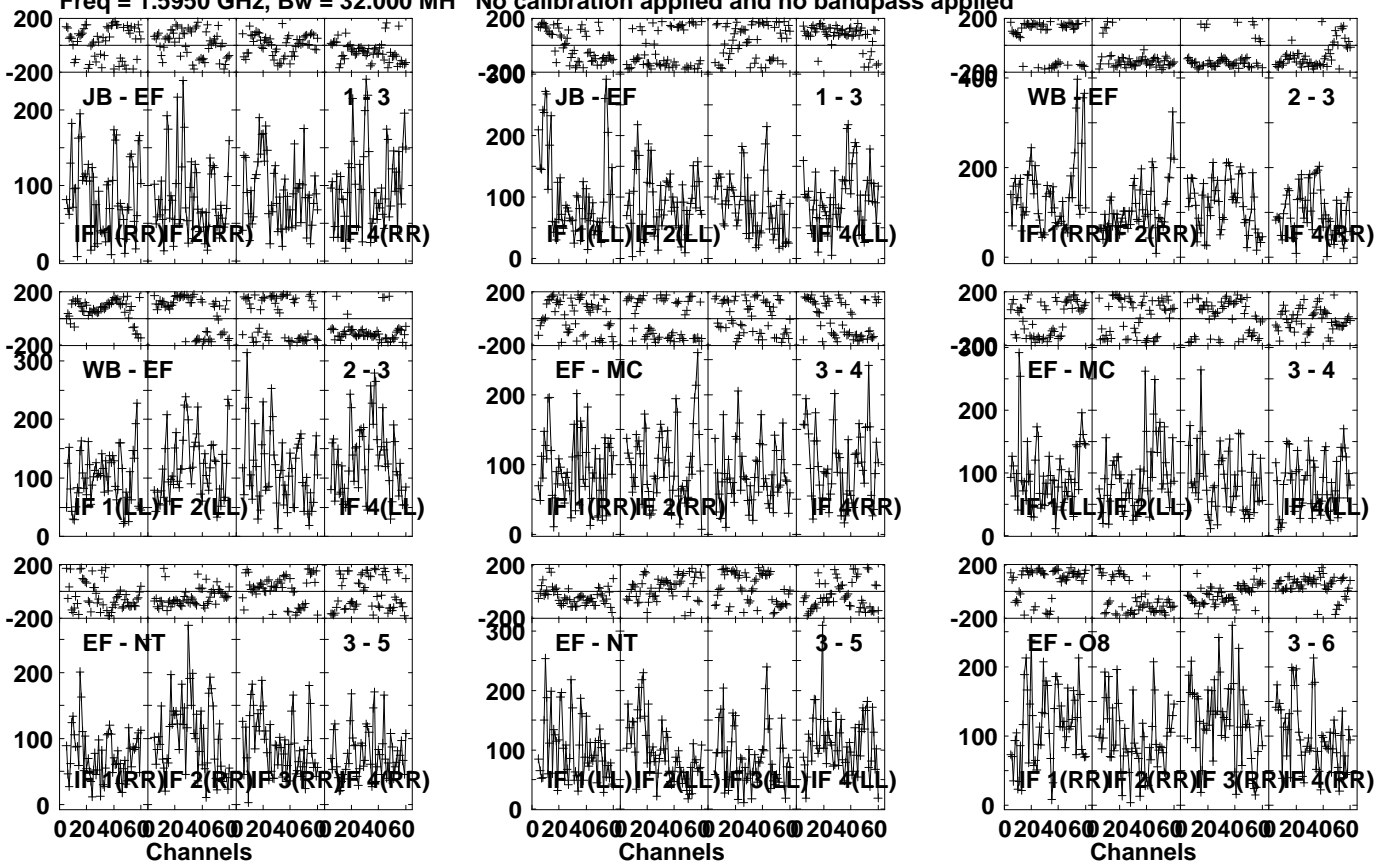
Lower frame: Micro Ampl Jy Top frame: Phas deg
Vector averaged cross-power spectrum Several baselines displayed
Timerange: 00/22:30:51 to 00/22:45:19

Plot file version 61 created 28-NOV-2022 17:09:12

NVSS0222 EV024E 2.UVDATA.1

Freq = 1.5950 GHz, Bw = 32.000 MH

No calibration applied and no bandpass applied

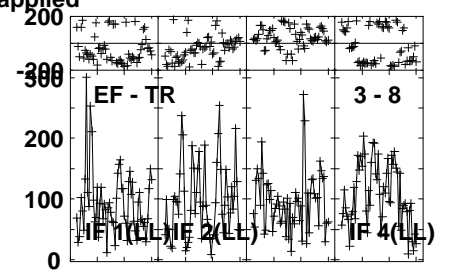
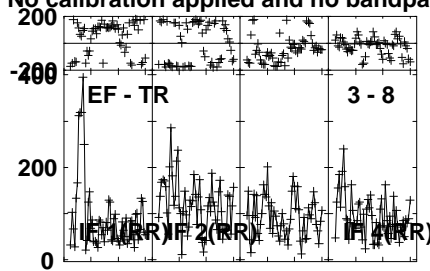
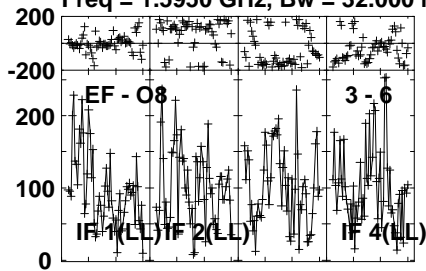


Lower frame: Micro Ampl Jy Top frame: Phas deg
 Vector averaged cross-power spectrum Several baselines displayed
 Timerange: 00/22:45:51 to 00/23:00:19

Plot file version 62 created 28-NOV-2022 17:09:12

NVSS0222 EV024E 2.UVDATA.1

Freq = 1.5950 GHz, Bw = 32.000 MH No calibration applied and no bandpass applied



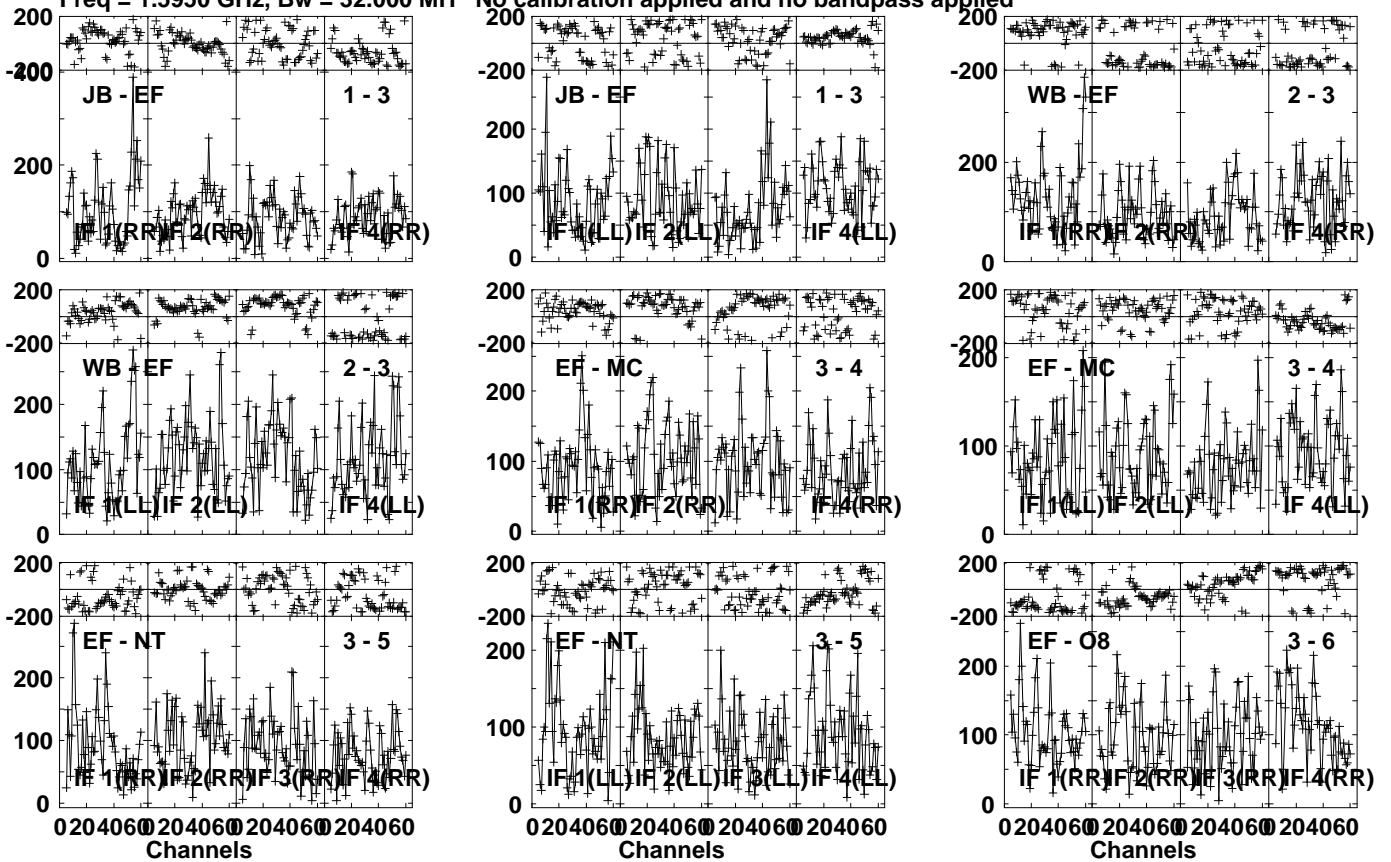
Lower frame: Micro Ampl Jy Top frame: Phas deg
Vector averaged cross-power spectrum Several baselines displayed
Timerange: 00/22:45:51 to 00/23:00:19

Plot file version 63 created 28-NOV-2022 17:09:12

NVSS0222 EV024E 2.UVDATA.1

Freq = 1.5950 GHz, Bw = 32.000 MH

No calibration applied and no bandpass applied

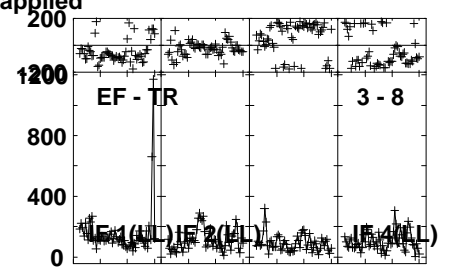
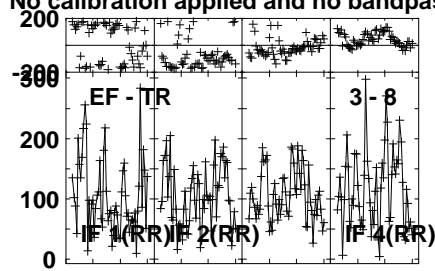
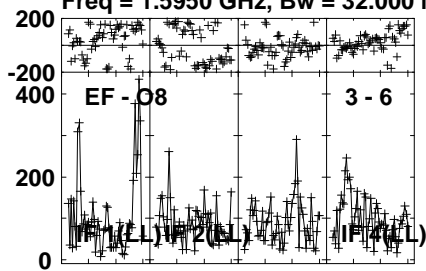


Lower frame: Micro Ampl Jy Top frame: Phas deg
Vector averaged cross-power spectrum Several baselines displayed
Timerange: 00/23:00:51 to 00/23:15:19

Plot file version 64 created 28-NOV-2022 17:09:12

NVSS0222 EV024E 2.UVDATA.1

Freq = 1.5950 GHz, Bw = 32.000 MH No calibration applied and no bandpass applied



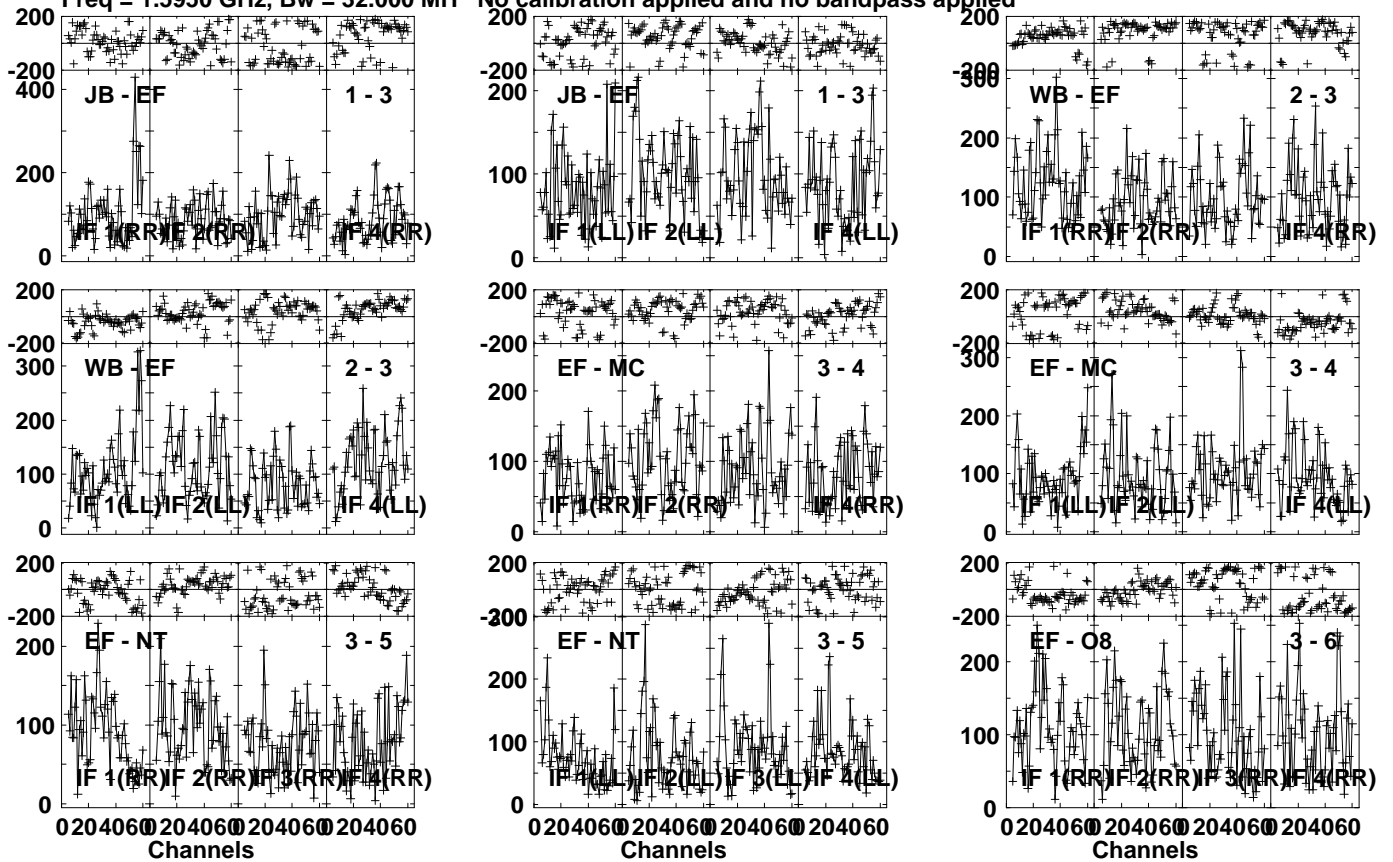
Lower frame: Micro Ampl Jy Top frame: Phas deg
Vector averaged cross-power spectrum Several baselines displayed
Timerange: 00/23:00:51 to 00/23:15:19

Plot file version 65 created 28-NOV-2022 17:09:13

NVSS0222 EV024E 2.UVDATA.1

Freq = 1.5950 GHz, Bw = 32.000 MH

No calibration applied and no bandpass applied

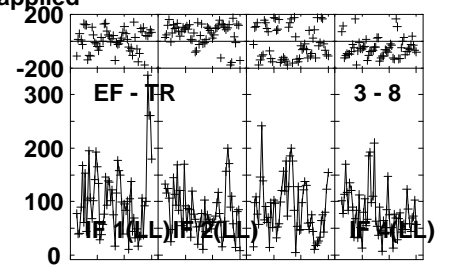
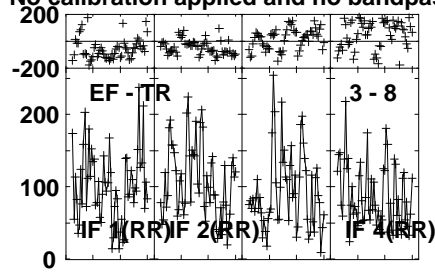
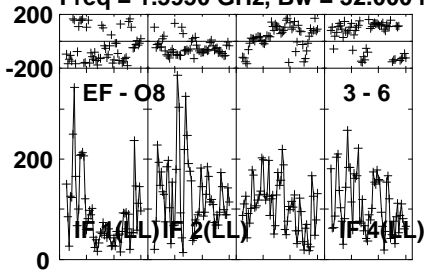


Lower frame: Micro Ampl Jy Top frame: Phas deg
 Vector averaged cross-power spectrum Several baselines displayed
 Timerange: 00/23:15:51 to 00/23:30:19

Plot file version 66 created 28-NOV-2022 17:09:13

NVSS0222 EV024E 2.UVDATA.1

Freq = 1.5950 GHz, Bw = 32.000 MH No calibration applied and no bandpass applied



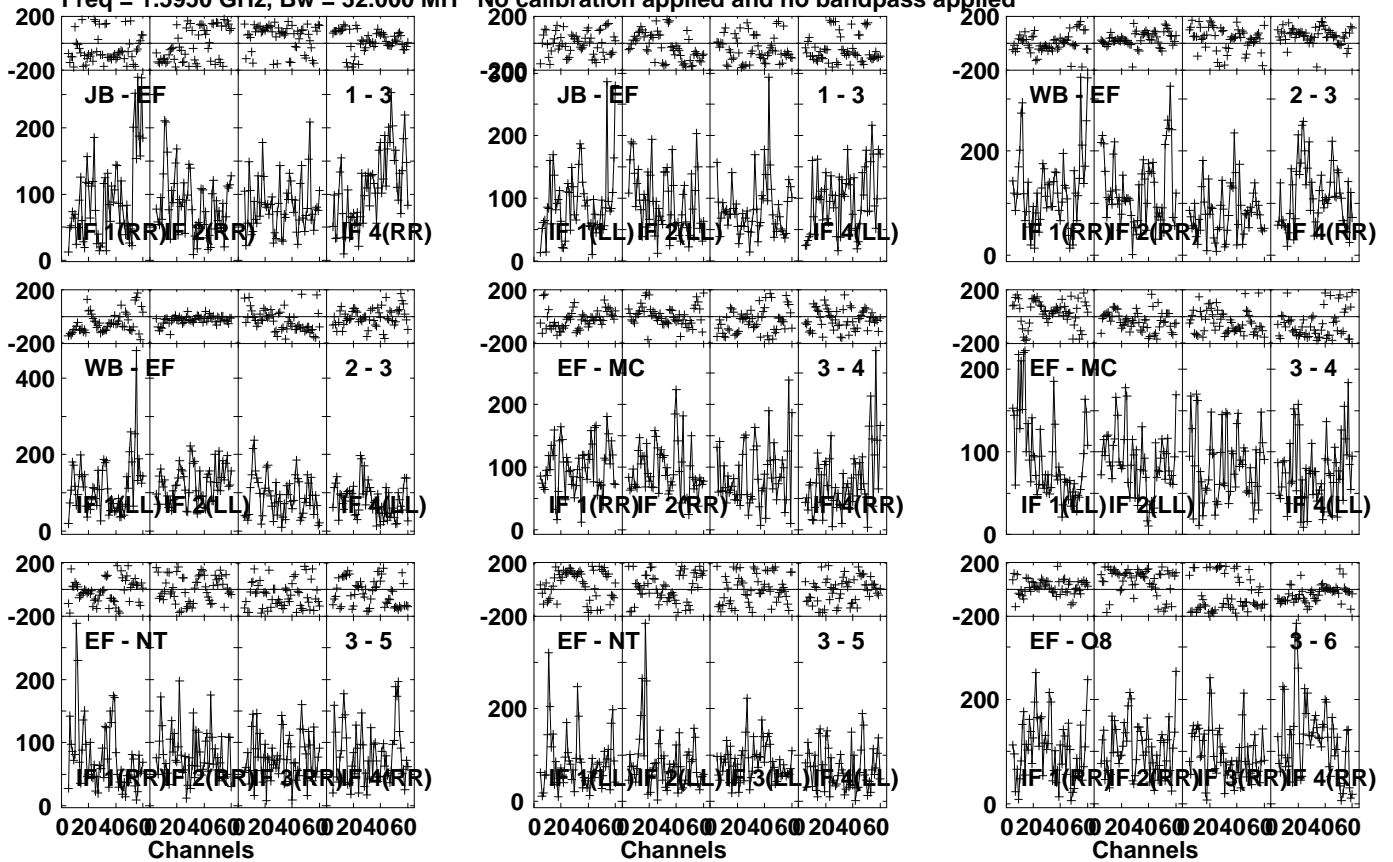
Lower frame: Micro Ampl Jy Top frame: Phas deg
Vector averaged cross-power spectrum Several baselines displayed
Timerange: 00/23:15:51 to 00/23:30:19

Plot file version 67 created 28-NOV-2022 17:09:13

NVSS0222 EV024E 2.UVDATA.1

Freq = 1.5950 GHz, Bw = 32.000 MH

No calibration applied and no bandpass applied



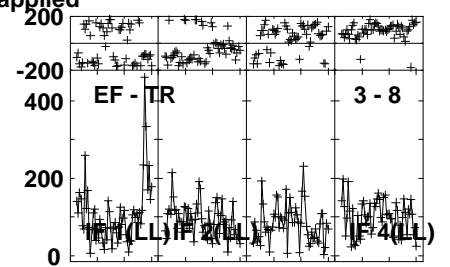
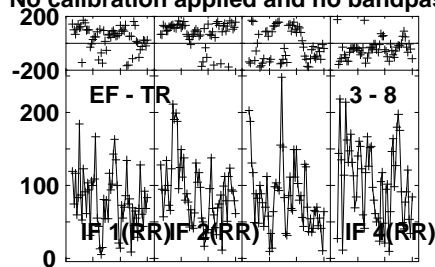
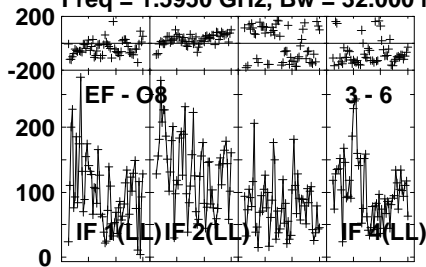
Lower frame: Micro Ampl Jy Top frame: Phas deg
Vector averaged cross-power spectrum Several baselines displayed
Timerange: 00/23:30:51 to 00/23:45:19

Plot file version 68 created 28-NOV-2022 17:09:13

NVSS0222 EV024E 2.UVDATA.1

Freq = 1.5950 GHz, Bw = 32.000 MH

No calibration applied and no bandpass applied



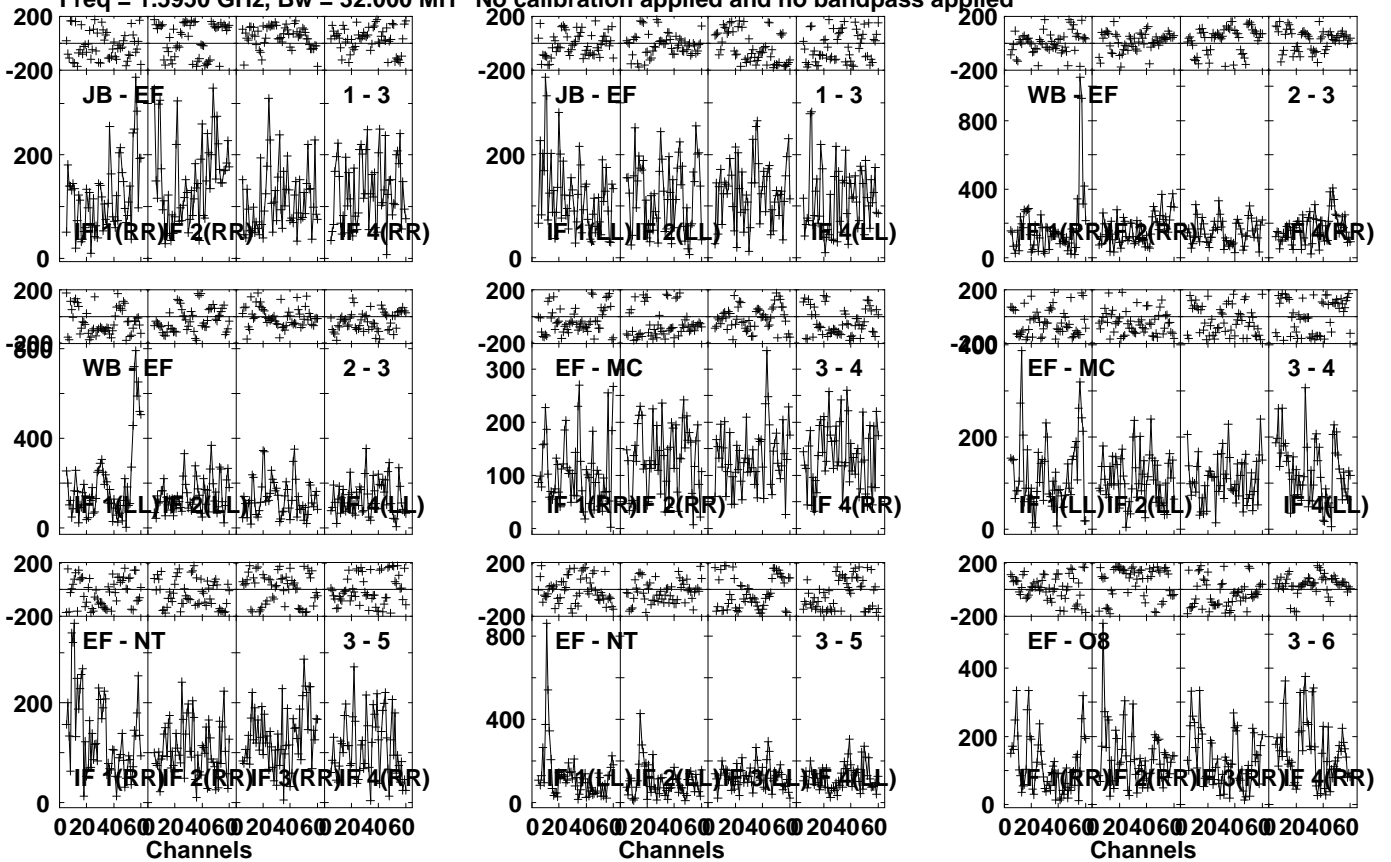
Lower frame: Micro Ampl Jy Top frame: Phas deg
Vector averaged cross-power spectrum Several baselines displayed
Timerange: 00/23:30:51 to 00/23:45:19

Plot file version 69 created 28-NOV-2022 17:09:14

NVSS0222 EV024E 2.UVDATA.1

Freq = 1.5950 GHz, Bw = 32.000 MH

No calibration applied and no bandpass applied

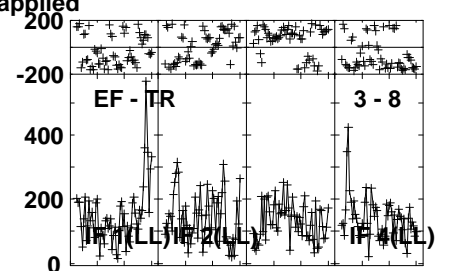
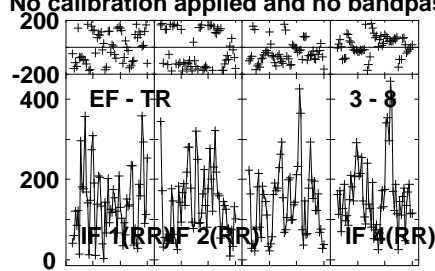
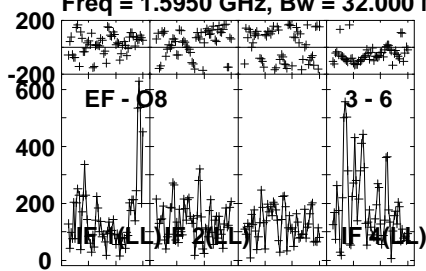


Lower frame: Micro Ampl Jy Top frame: Phas deg
 Vector averaged cross-power spectrum Several baselines displayed
 Timerange: 00/23:45:51 to 00/23:52:19

Plot file version 70 created 28-NOV-2022 17:09:14

NVSS0222 EV024E 2.UVDATA.1

Freq = 1.5950 GHz, Bw = 32.000 MH No calibration applied and no bandpass applied



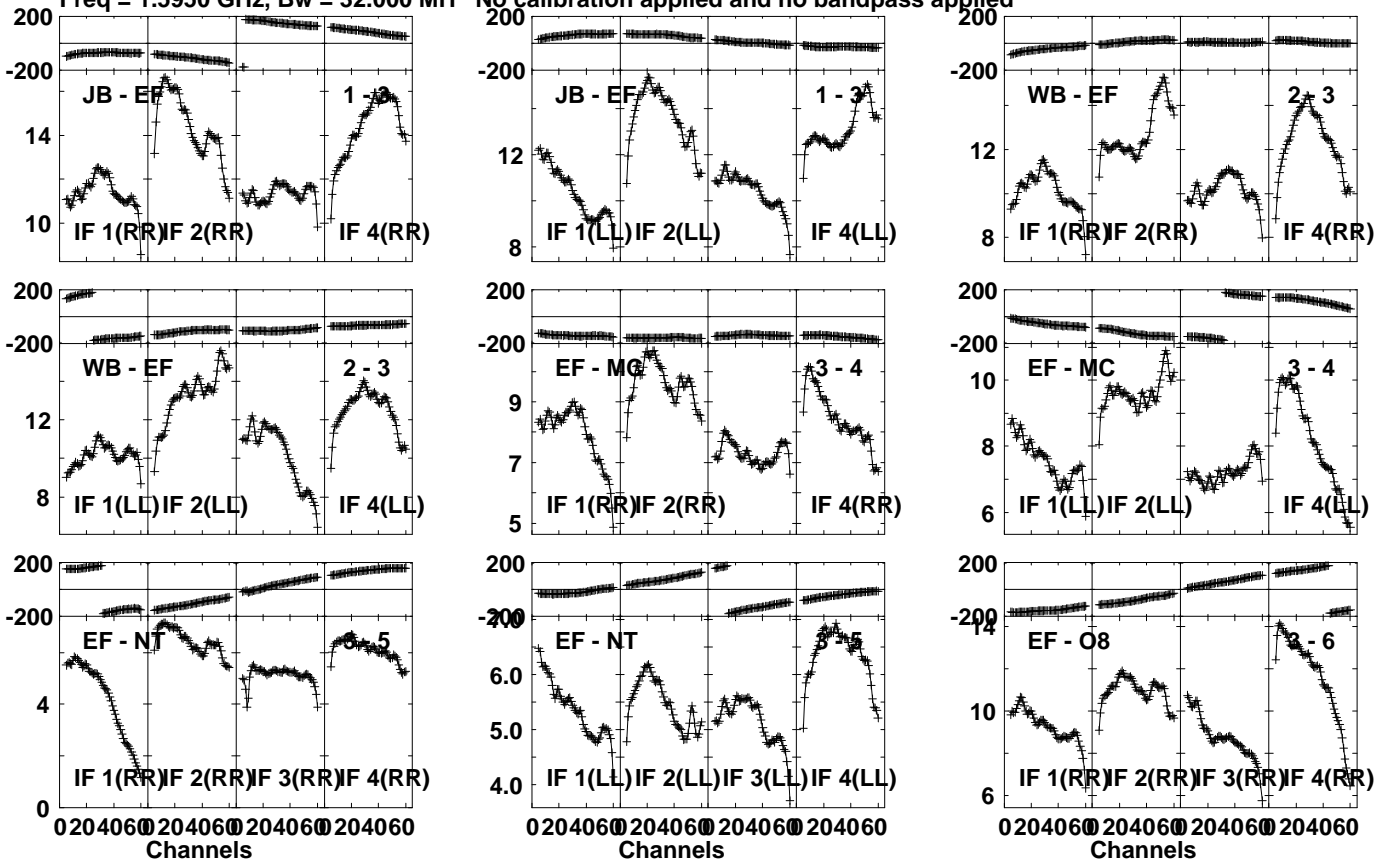
Lower frame: Micro Ampl Jy Top frame: Phas deg
Vector averaged cross-power spectrum Several baselines displayed
Timerange: 00/23:45:51 to 00/23:52:19

Plot file version 71 created 28-NOV-2022 17:09:14

0133+476 EV024E 2.UVDATA.1

Freq = 1.5950 GHz, Bw = 32.000 MH

No calibration applied and no bandpass applied



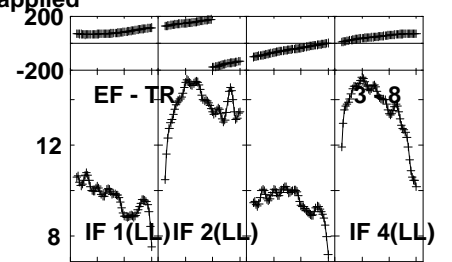
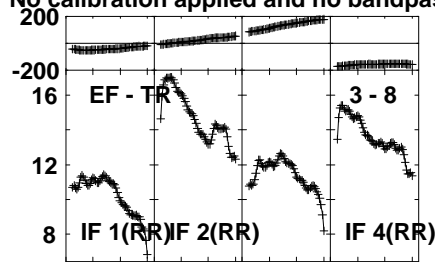
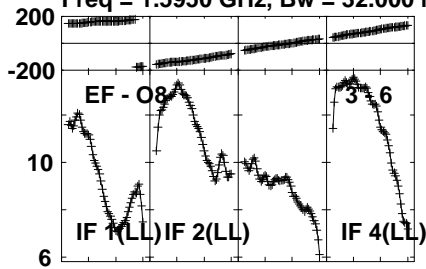
Lower frame: Milli Ampl Jy Top frame: Phas deg
Vector averaged cross-power spectrum Several baselines displayed
Timerange: 00/23:57:21 to 01/00:02:19

Plot file version 72 created 28-NOV-2022 17:09:14

0133+476 EV024E 2.UVDATA.1

Freq = 1.5950 GHz, Bw = 32.000 MH

No calibration applied and no bandpass applied



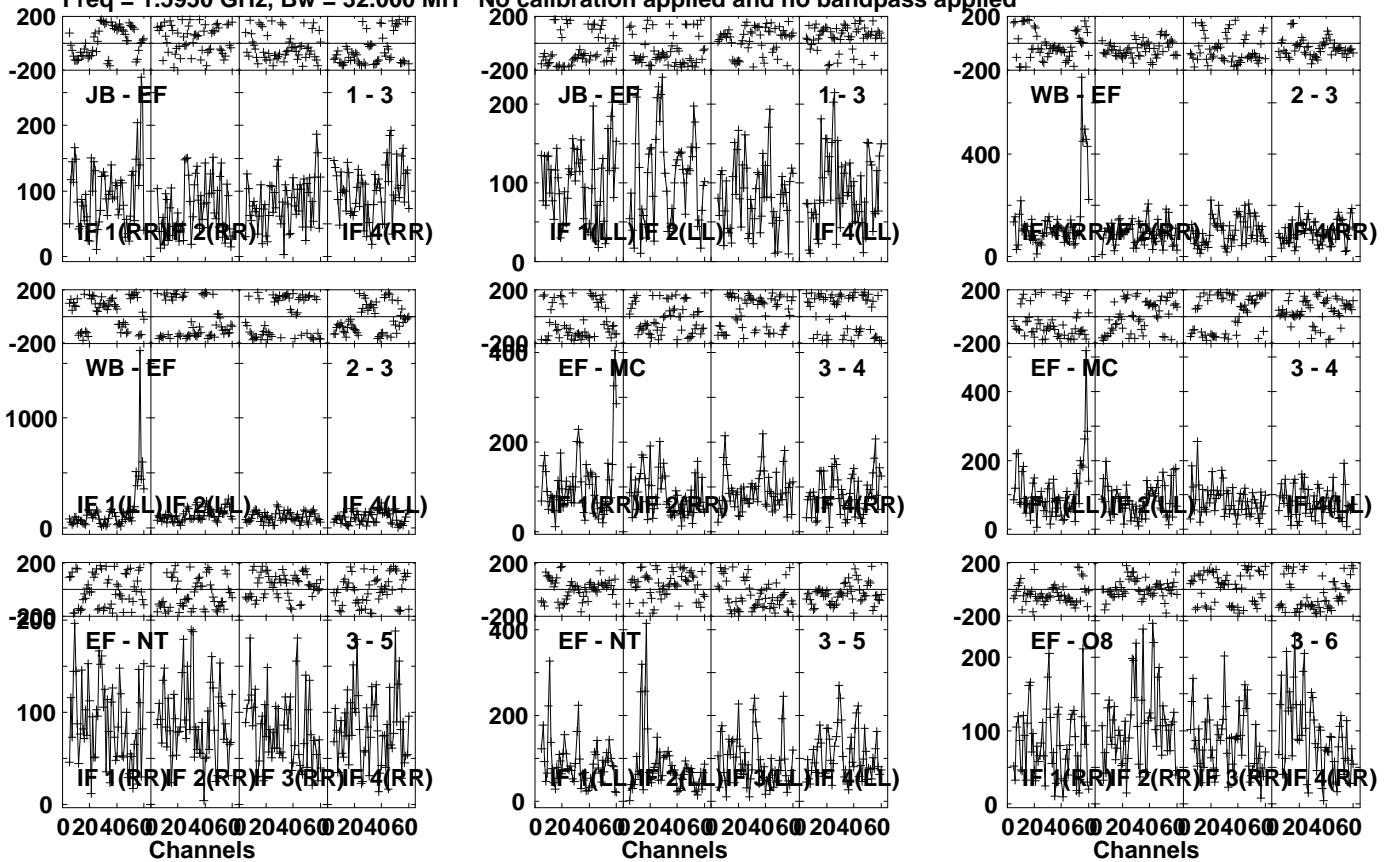
Lower frame: Milli Ampl Jy Top frame: Phas deg
Vector averaged cross-power spectrum Several baselines displayed
Timerange: 00/23:57:21 to 01/00:02:19

Plot file version 73 created 28-NOV-2022 17:09:14

NVSS0222 EV024E 2.UVDATA.1

Freq = 1.5950 GHz, Bw = 32.000 MH

No calibration applied and no bandpass applied

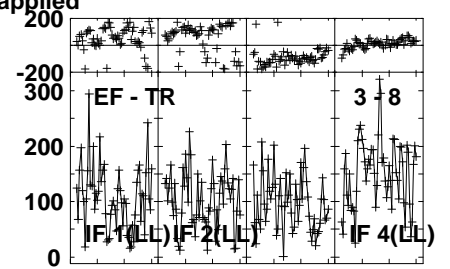
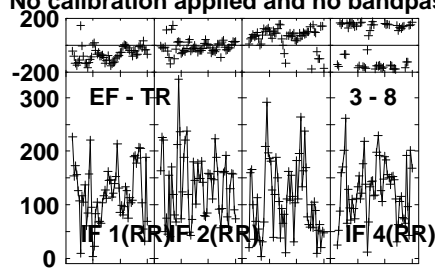
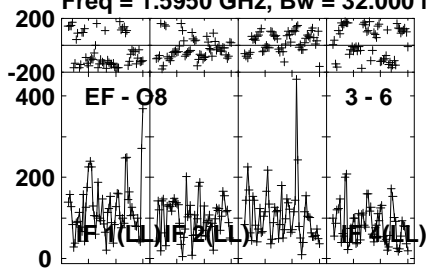


Lower frame: Micro Ampl Jy Top frame: Phas deg
Vector averaged cross-power spectrum Several baselines displayed
Timerange: 01/00:04:21 to 01/00:18:19

Plot file version 74 created 28-NOV-2022 17:09:14

NVSS0222 EV024E 2.UVDATA.1

Freq = 1.5950 GHz, Bw = 32.000 MH No calibration applied and no bandpass applied



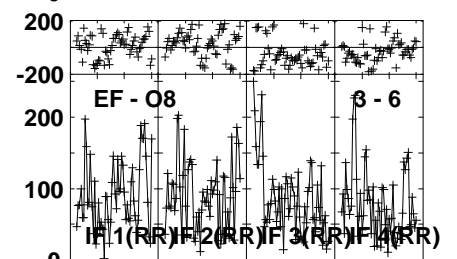
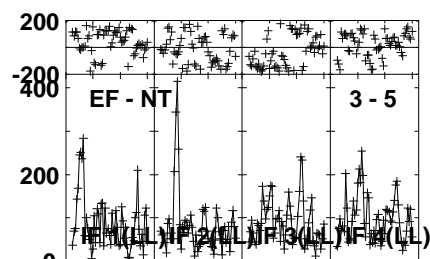
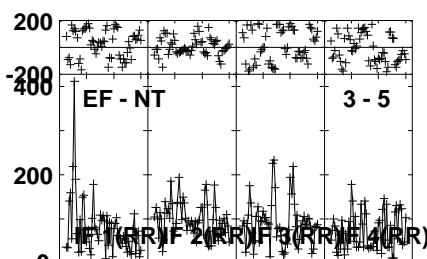
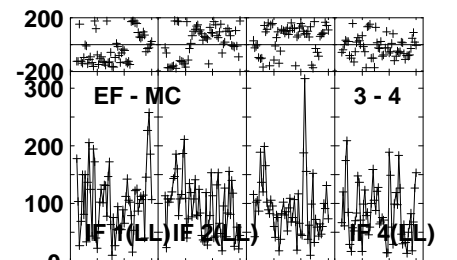
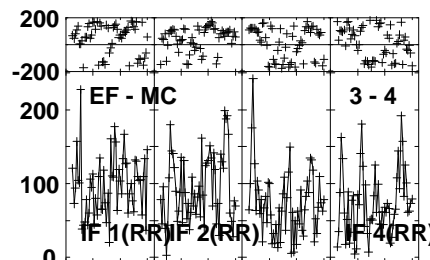
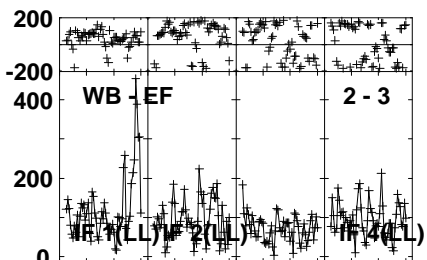
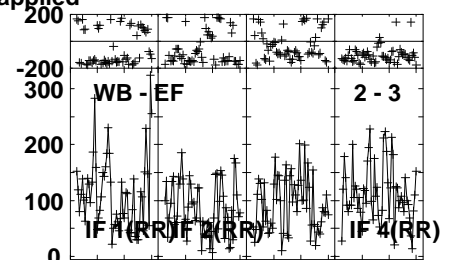
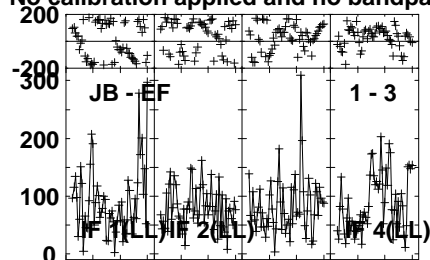
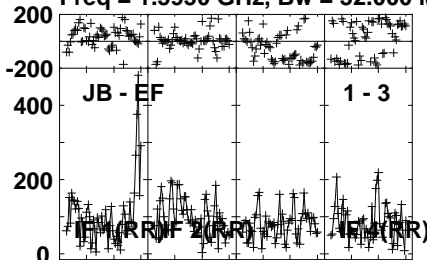
Lower frame: Micro Ampl Jy Top frame: Phas deg
Vector averaged cross-power spectrum Several baselines displayed
Timerange: 01/00:04:21 to 01/00:18:19

Plot file version 75 created 28-NOV-2022 17:09:15

NVSS0222 EV024E 2.UVDATA.1

Freq = 1.5950 GHz, Bw = 32.000 MH

No calibration applied and no bandpass applied



0204060 204060 204060 204060
Channels

0204060 204060 204060 204060
Channels

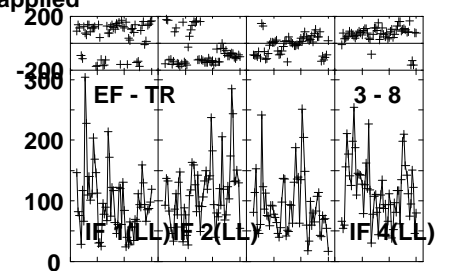
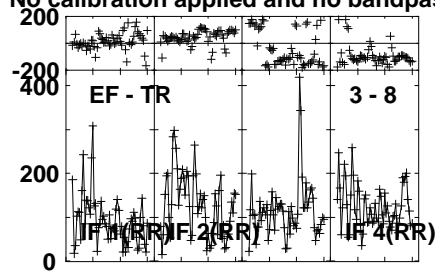
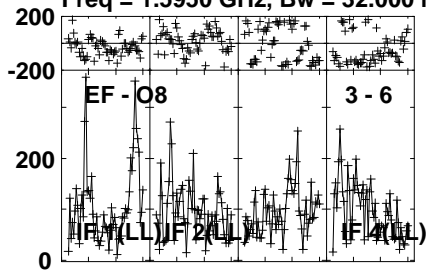
0204060 204060 204060 204060
Channels

Lower frame: Micro Ampl Jy Top frame: Phas deg
Vector averaged cross-power spectrum Several baselines displayed
Timerange: 01/00:18:51 to 01/00:33:19

Plot file version 76 created 28-NOV-2022 17:09:15

NVSS0222 EV024E 2.UVDATA.1

Freq = 1.5950 GHz, Bw = 32.000 MH No calibration applied and no bandpass applied



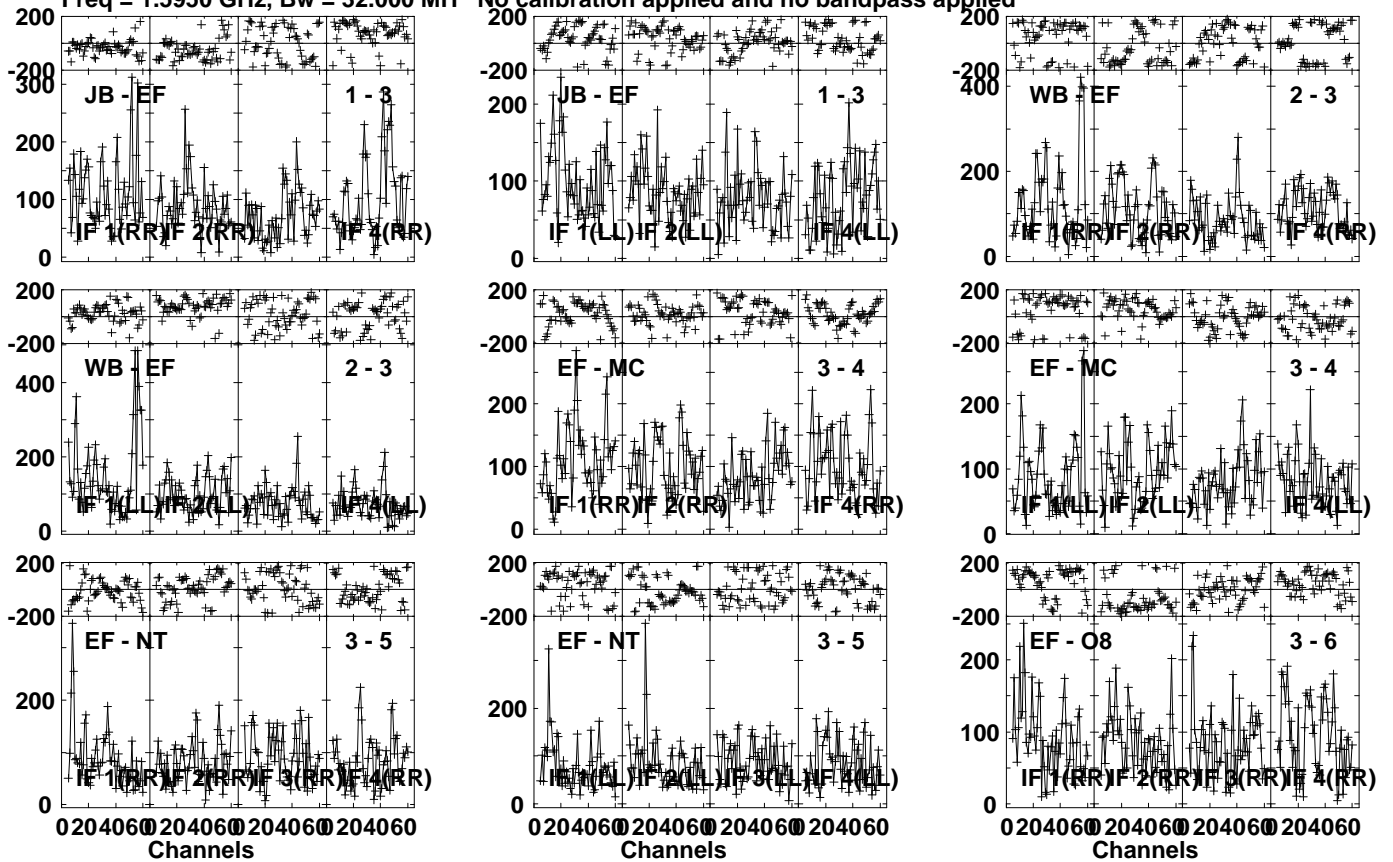
Lower frame: Micro Ampl Jy Top frame: Phas deg
Vector averaged cross-power spectrum Several baselines displayed
Timerange: 01/00:18:51 to 01/00:33:19

Plot file version 77 created 28-NOV-2022 17:09:15

NVSS0222 EV024E 2.UVDATA.1

Freq = 1.5950 GHz, Bw = 32.000 MH

No calibration applied and no bandpass applied

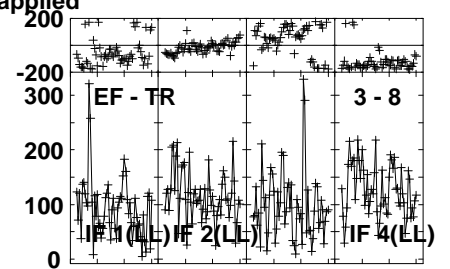
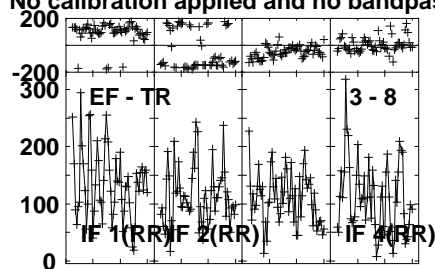
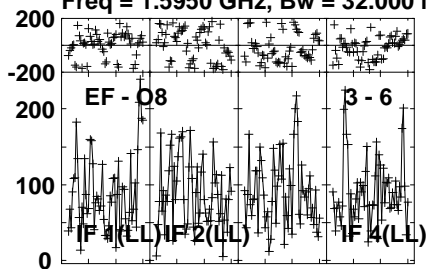


Lower frame: Micro Ampl Jy Top frame: Phas deg
Vector averaged cross-power spectrum Several baselines displayed
Timerange: 01/00:33:51 to 01/00:48:19

Plot file version 78 created 28-NOV-2022 17:09:16

NVSS0222 EV024E 2.UVDATA.1

Freq = 1.5950 GHz, Bw = 32.000 MH No calibration applied and no bandpass applied



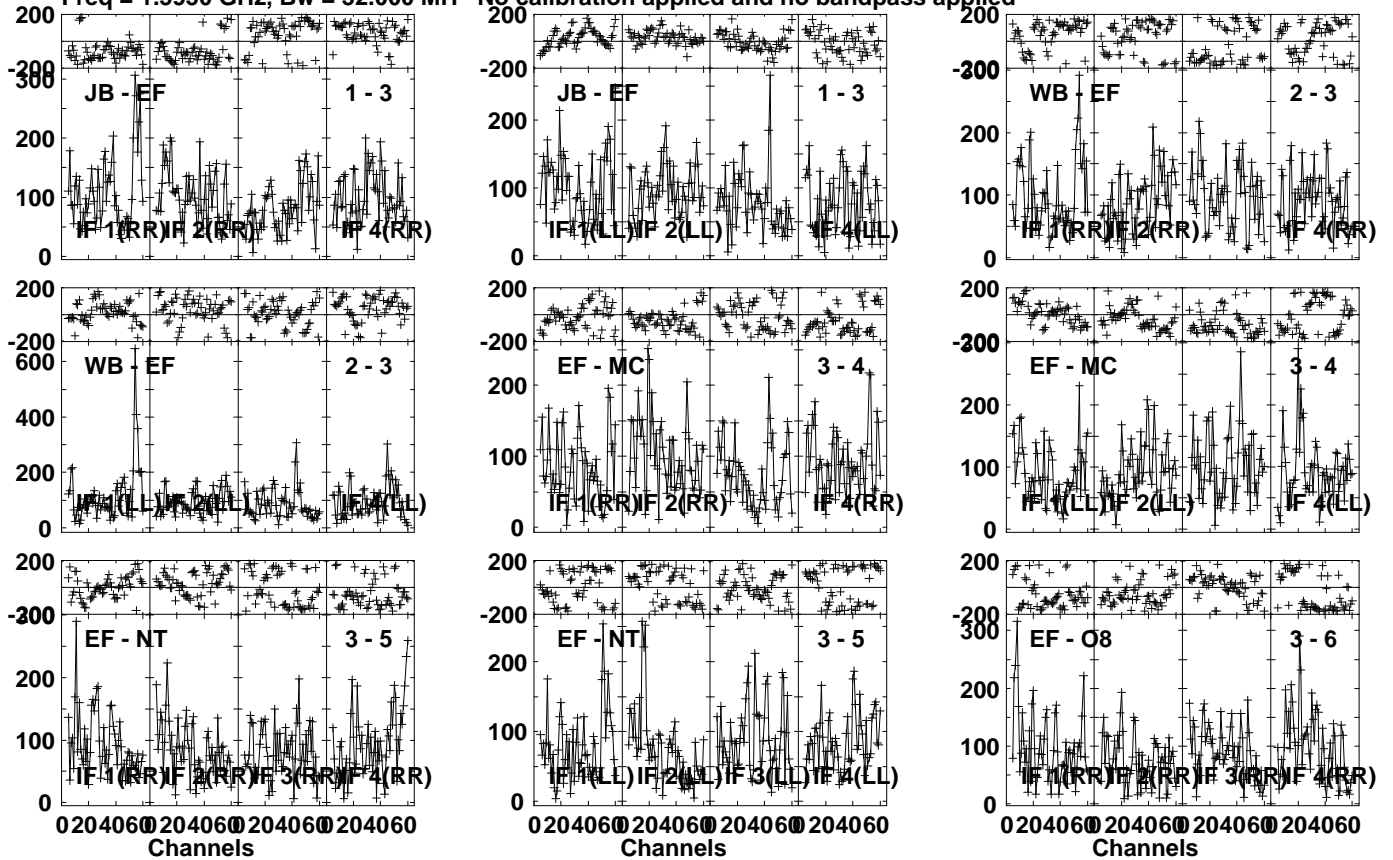
Lower frame: Micro Ampl Jy Top frame: Phas deg
Vector averaged cross-power spectrum Several baselines displayed
Timerange: 01/00:33:51 to 01/00:48:19

Plot file version 79 created 28-NOV-2022 17:09:16

NVSS0222 EV024E 2.UVDATA.1

Freq = 1.5950 GHz, Bw = 32.000 MH

No calibration applied and no bandpass applied

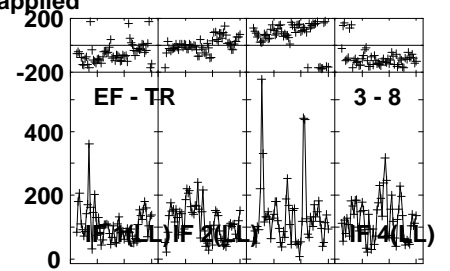
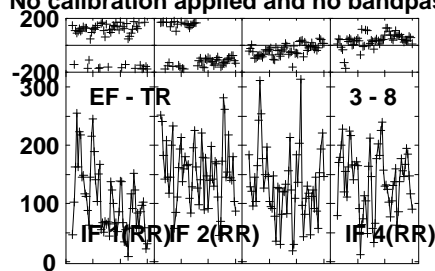
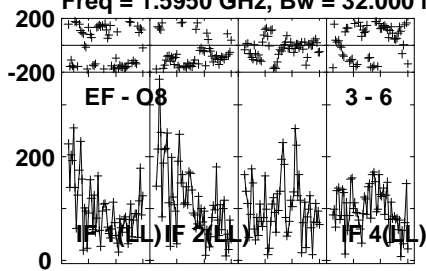


Lower frame: Micro Ampl Jy Top frame: Phas deg
Vector averaged cross-power spectrum Several baselines displayed
Timerange: 01/00:48:51 to 01/01:03:19

Plot file version 80 created 28-NOV-2022 17:09:16

NVSS0222 EV024E 2.UVDATA.1

Freq = 1.5950 GHz, Bw = 32.000 MH No calibration applied and no bandpass applied



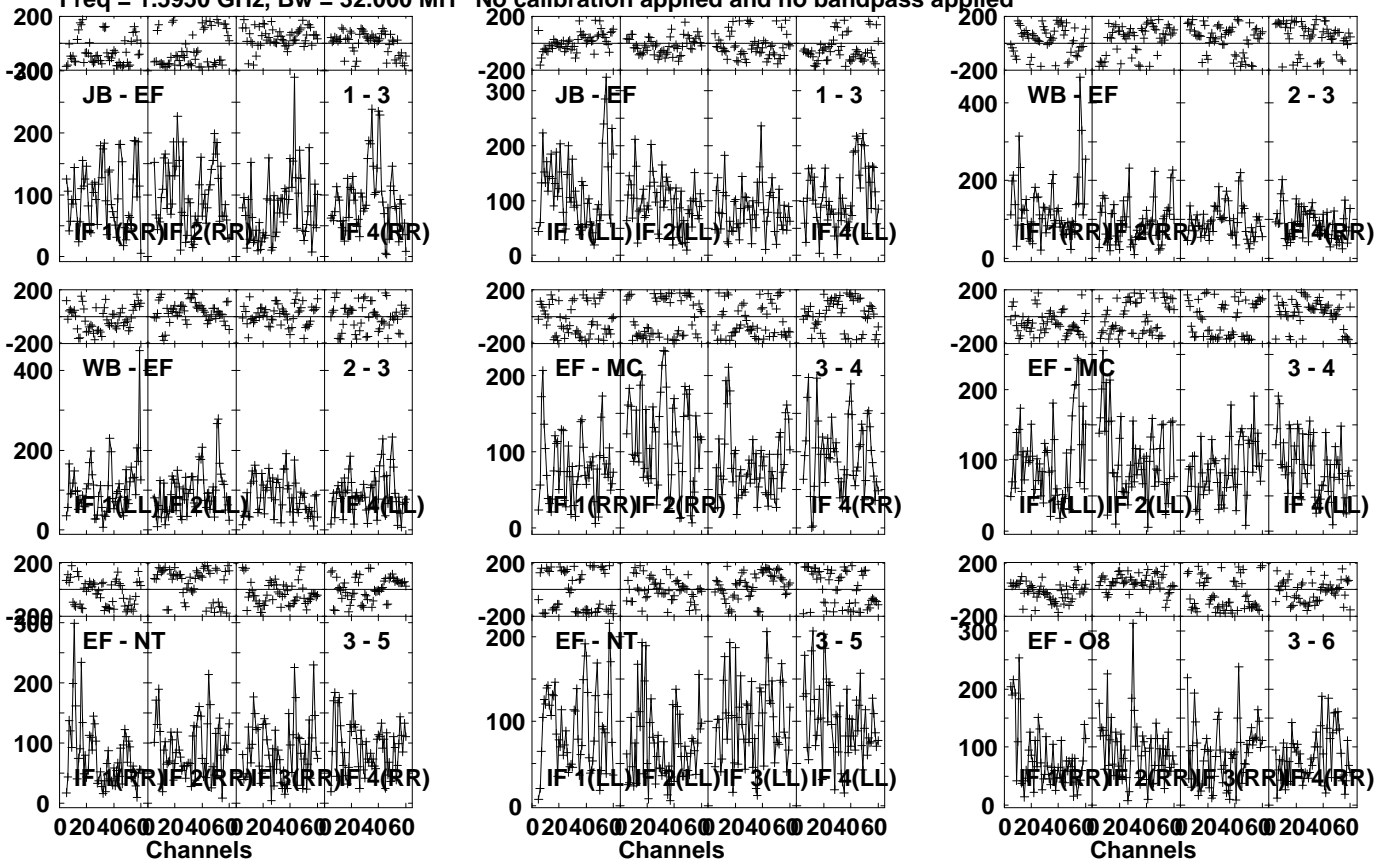
Lower frame: Micro Ampl Jy Top frame: Phas deg
Vector averaged cross-power spectrum Several baselines displayed
Timerange: 01/00:48:51 to 01/01:03:19

Plot file version 81 created 28-NOV-2022 17:09:17

NVSS0222 EV024E 2.UVDATA.1

Freq = 1.5950 GHz, Bw = 32.000 MH

No calibration applied and no bandpass applied

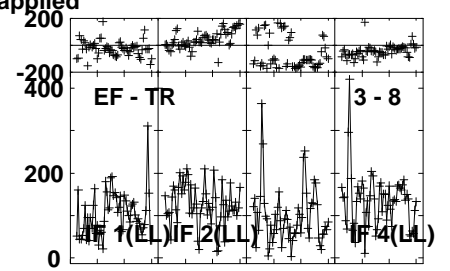
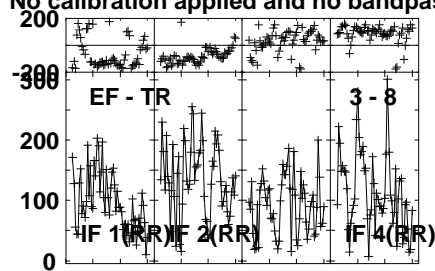
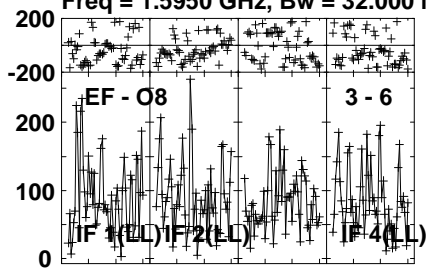


Lower frame: Micro Ampl Jy Top frame: Phas deg
Vector averaged cross-power spectrum Several baselines displayed
Timerange: 01/01:03:51 to 01/01:18:19

Plot file version 82 created 28-NOV-2022 17:09:17

NVSS0222 EV024E 2.UVDATA.1

Freq = 1.5950 GHz, Bw = 32.000 MH No calibration applied and no bandpass applied



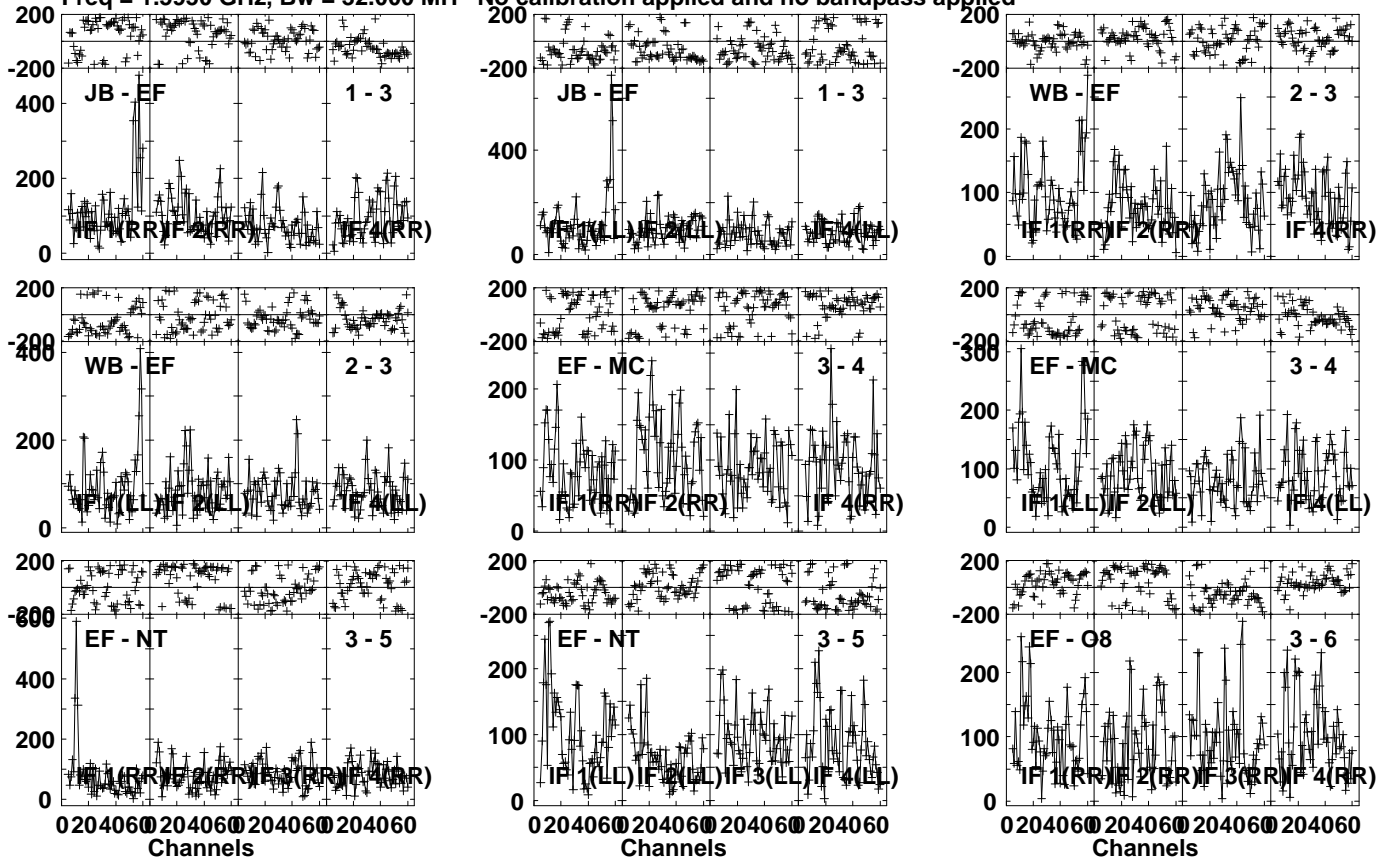
Lower frame: Micro Ampl Jy Top frame: Phas deg
Vector averaged cross-power spectrum Several baselines displayed
Timerange: 01/01:03:51 to 01/01:18:19

Plot file version 83 created 28-NOV-2022 17:09:17

NVSS0222 EV024E 2.UVDATA.1

Freq = 1.5950 GHz, Bw = 32.000 MH

No calibration applied and no bandpass applied



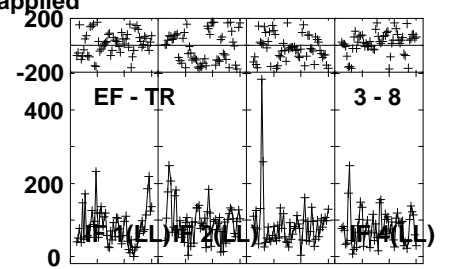
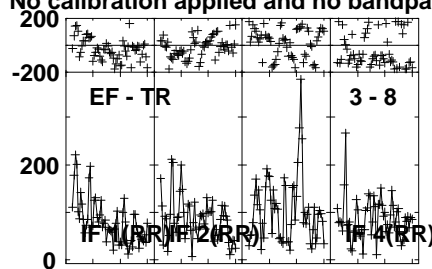
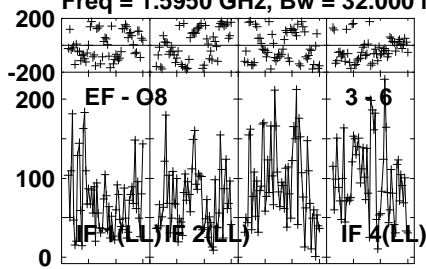
Lower frame: Micro Ampl Jy Top frame: Phas deg
 Vector averaged cross-power spectrum Several baselines displayed
 Timerange: 01/01:18:51 to 01/01:33:19

Plot file version 84 created 28-NOV-2022 17:09:18

NVSS0222 EV024E 2.UVDATA.1

Freq = 1.5950 GHz, Bw = 32.000 MH

No calibration applied and no bandpass applied



Lower frame: Micro Ampl Jy Top frame: Phas deg

Vector averaged cross-power spectrum Several baselines displayed

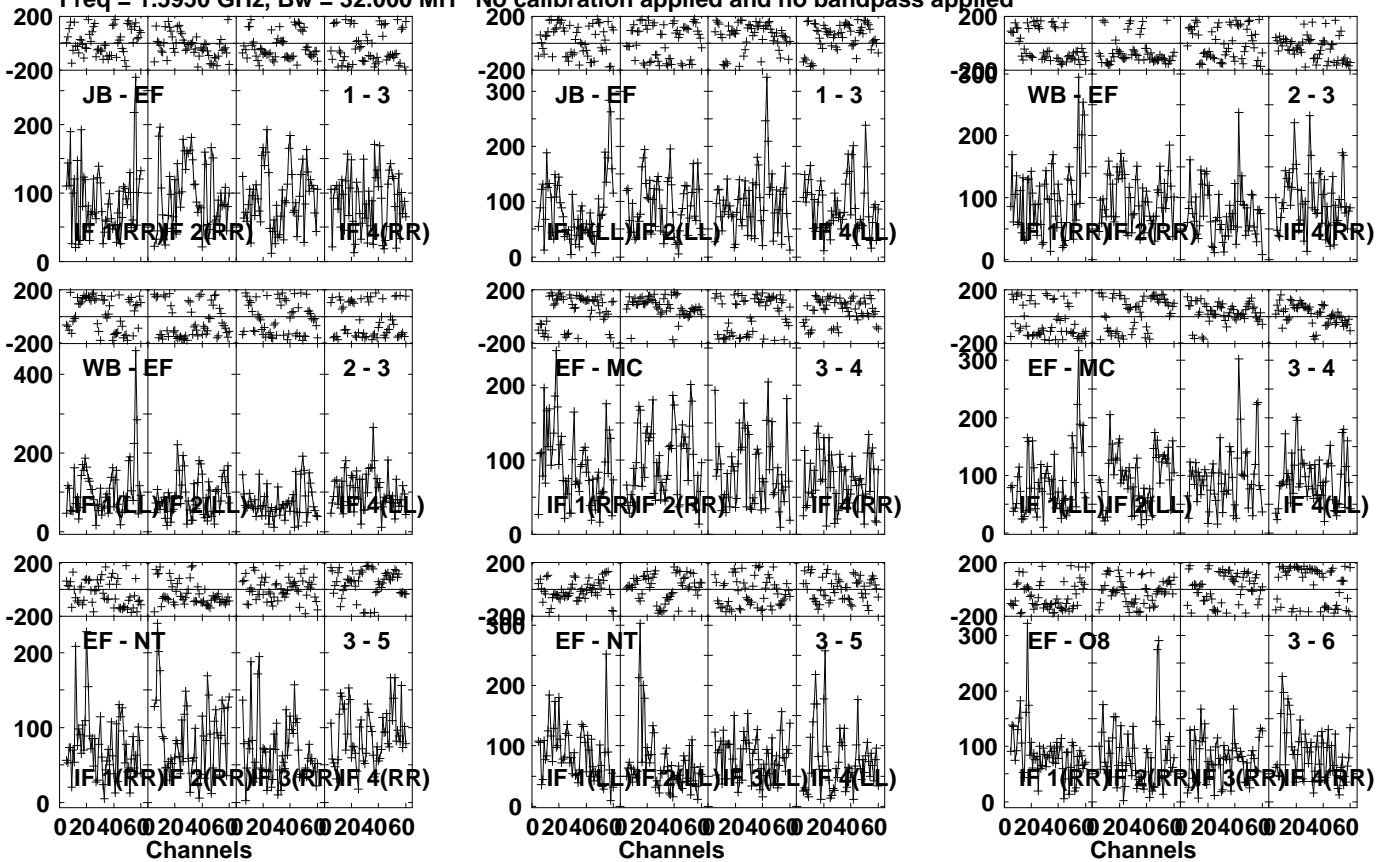
Timerange: 01/01:18:51 to 01/01:33:19

Plot file version 85 created 28-NOV-2022 17:09:18

NVSS0222 EV024E 2.UVDATA.1

Freq = 1.5950 GHz, Bw = 32.000 MH

No calibration applied and no bandpass applied

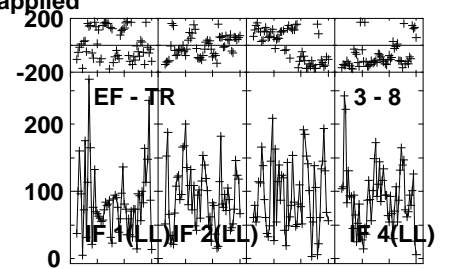
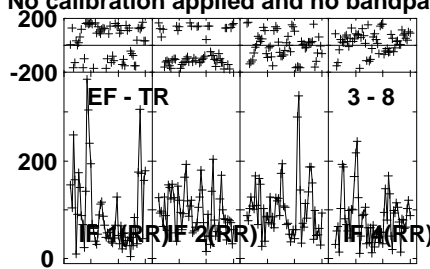
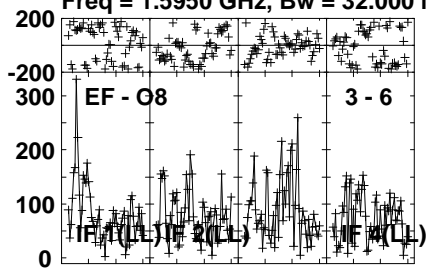


Lower frame: Micro Ampl Jy Top frame: Phas deg
Vector averaged cross-power spectrum Several baselines displayed
Timerange: 01/01:33:51 to 01/01:48:19

Plot file version 86 created 28-NOV-2022 17:09:18

NVSS0222 EV024E 2.UVDATA.1

Freq = 1.5950 GHz, Bw = 32.000 MH No calibration applied and no bandpass applied



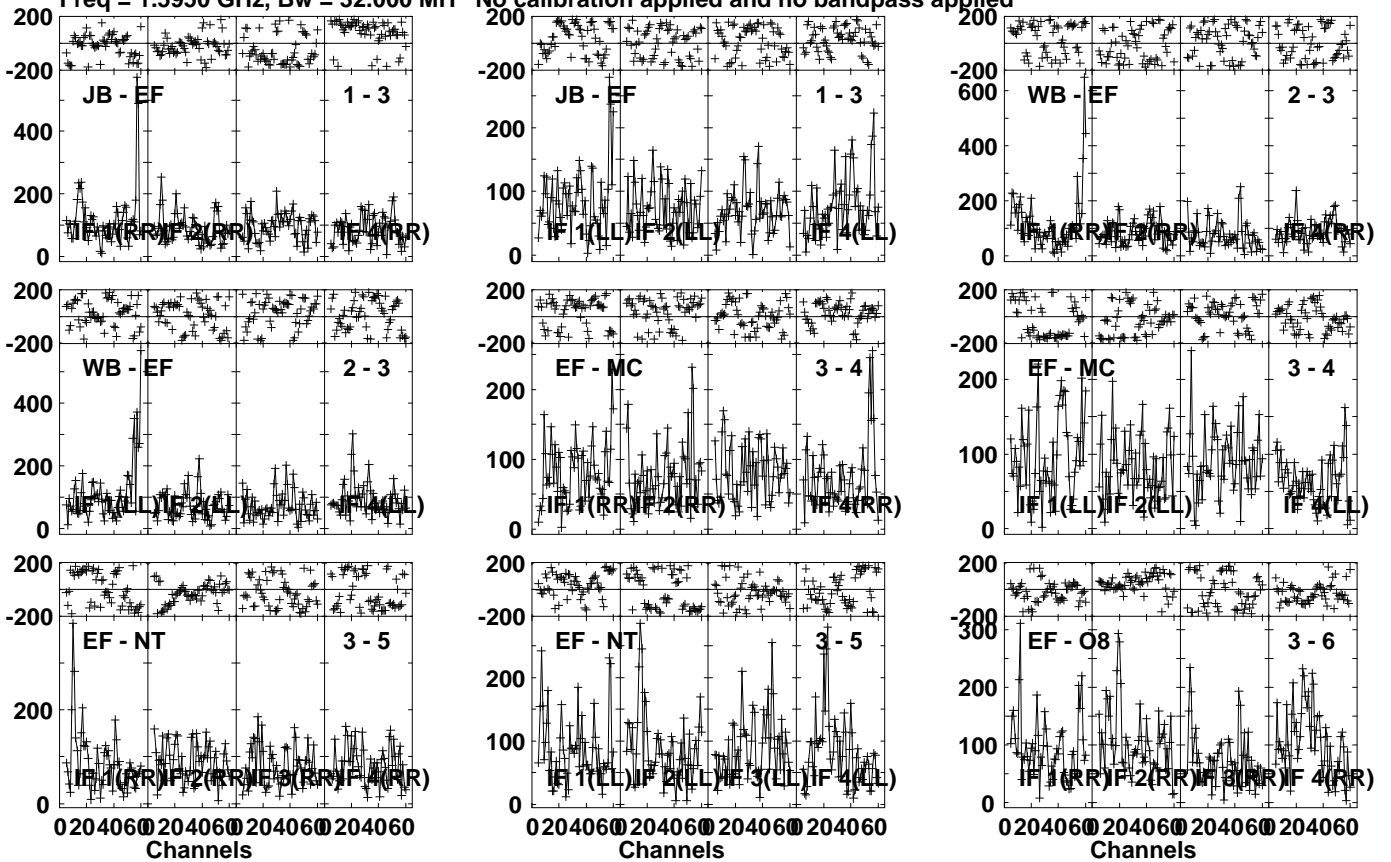
Lower frame: Micro Ampl Jy Top frame: Phas deg
Vector averaged cross-power spectrum Several baselines displayed
Timerange: 01/01:33:51 to 01/01:48:19

Plot file version 87 created 28-NOV-2022 17:09:19

NVSS0222 EV024E 2.UVDATA.1

Freq = 1.5950 GHz, Bw = 32.000 MH

No calibration applied and no bandpass applied

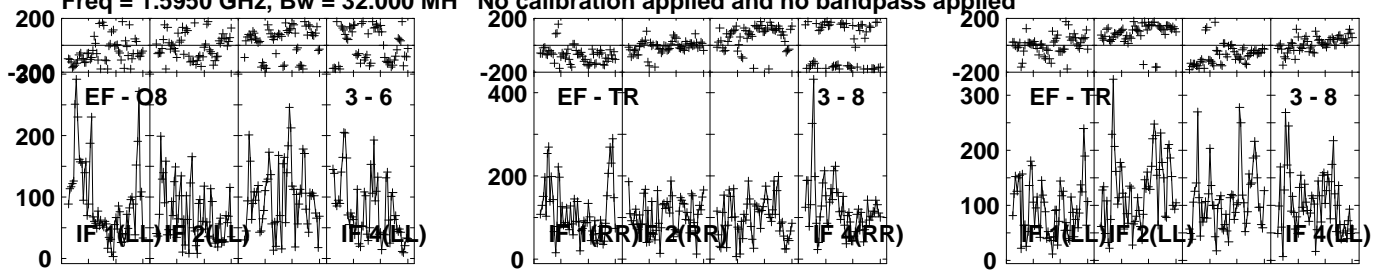


Lower frame: Micro Ampl Jy Top frame: Phas deg
Vector averaged cross-power spectrum Several baselines displayed
Timerange: 01/01:48:51 to 01/02:03:19

Plot file version 88 created 28-NOV-2022 17:09:19

NVSS0222 EV024E 2.UVDATA.1

Freq = 1.5950 GHz, Bw = 32.000 MH No calibration applied and no bandpass applied



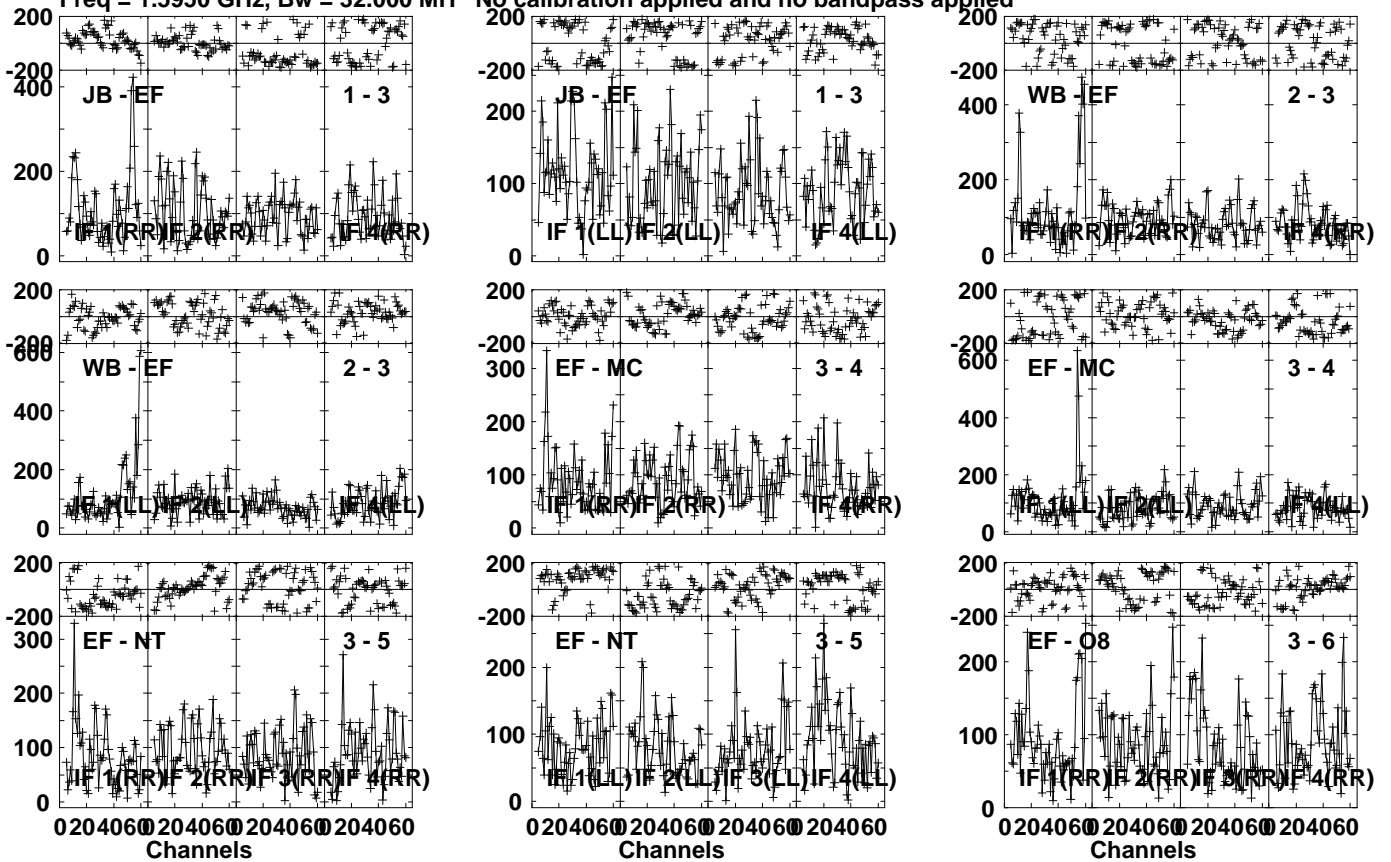
Lower frame: Micro Ampl Jy Top frame: Phas deg
Vector averaged cross-power spectrum Several baselines displayed
Timerange: 01/01:48:51 to 01/02:03:19

Plot file version 89 created 28-NOV-2022 17:09:19

NVSS0222 EV024E 2.UVDATA.1

Freq = 1.5950 GHz, Bw = 32.000 MH

No calibration applied and no bandpass applied



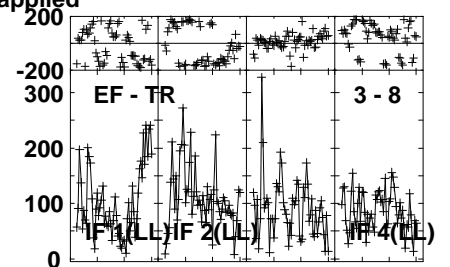
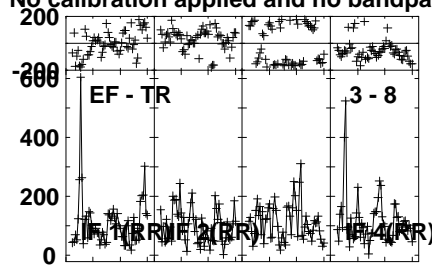
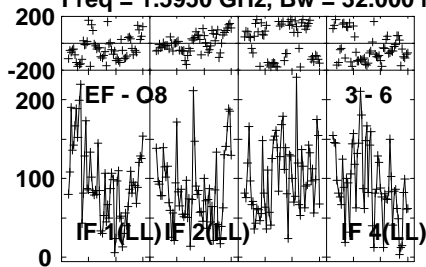
Lower frame: Micro Ampl Jy Top frame: Phas deg
Vector averaged cross-power spectrum Several baselines displayed
Timerange: 01/02:03:51 to 01/02:18:19

Plot file version 90 created 28-NOV-2022 17:09:19

NVSS0222 EV024E 2.UVDATA.1

Freq = 1.5950 GHz, Bw = 32.000 MH

No calibration applied and no bandpass applied



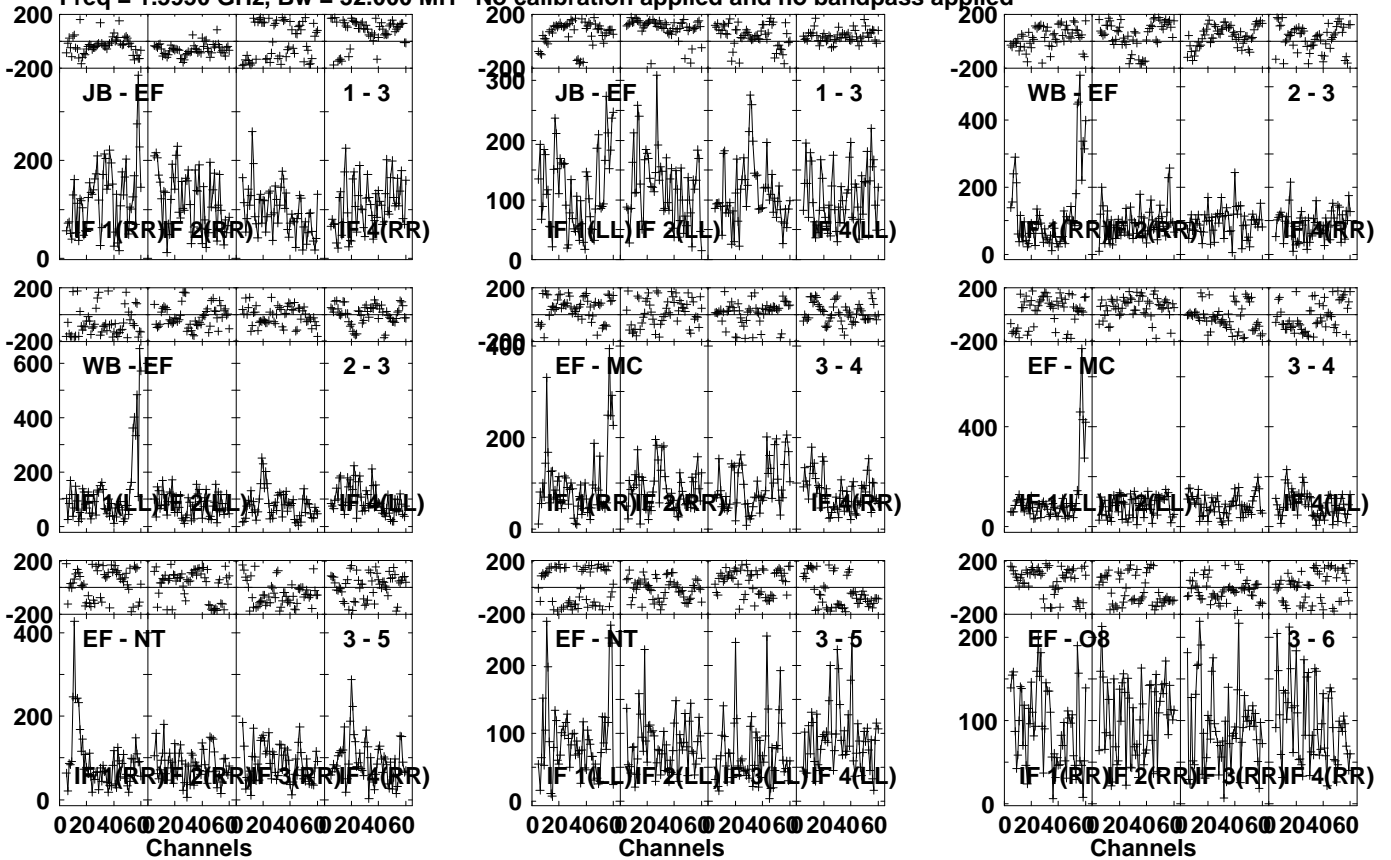
Lower frame: Micro Ampl Jy Top frame: Phas deg
Vector averaged cross-power spectrum Several baselines displayed
Timerange: 01/02:03:51 to 01/02:18:19

Plot file version 91 created 28-NOV-2022 17:09:20

NVSS0222 EV024E 2.UVDATA.1

Freq = 1.5950 GHz, Bw = 32.000 MH

No calibration applied and no bandpass applied

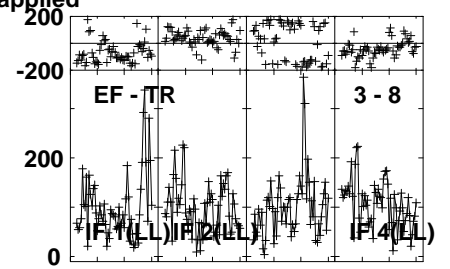
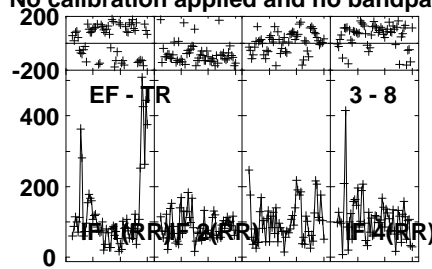
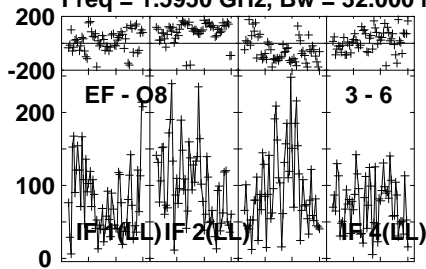


Lower frame: Micro Ampl Jy Top frame: Phas deg
Vector averaged cross-power spectrum Several baselines displayed
Timerange: 01/02:18:51 to 01/02:33:19

Plot file version 92 created 28-NOV-2022 17:09:20

NVSS0222 EV024E 2.UVDATA.1

Freq = 1.5950 GHz, Bw = 32.000 MH No calibration applied and no bandpass applied



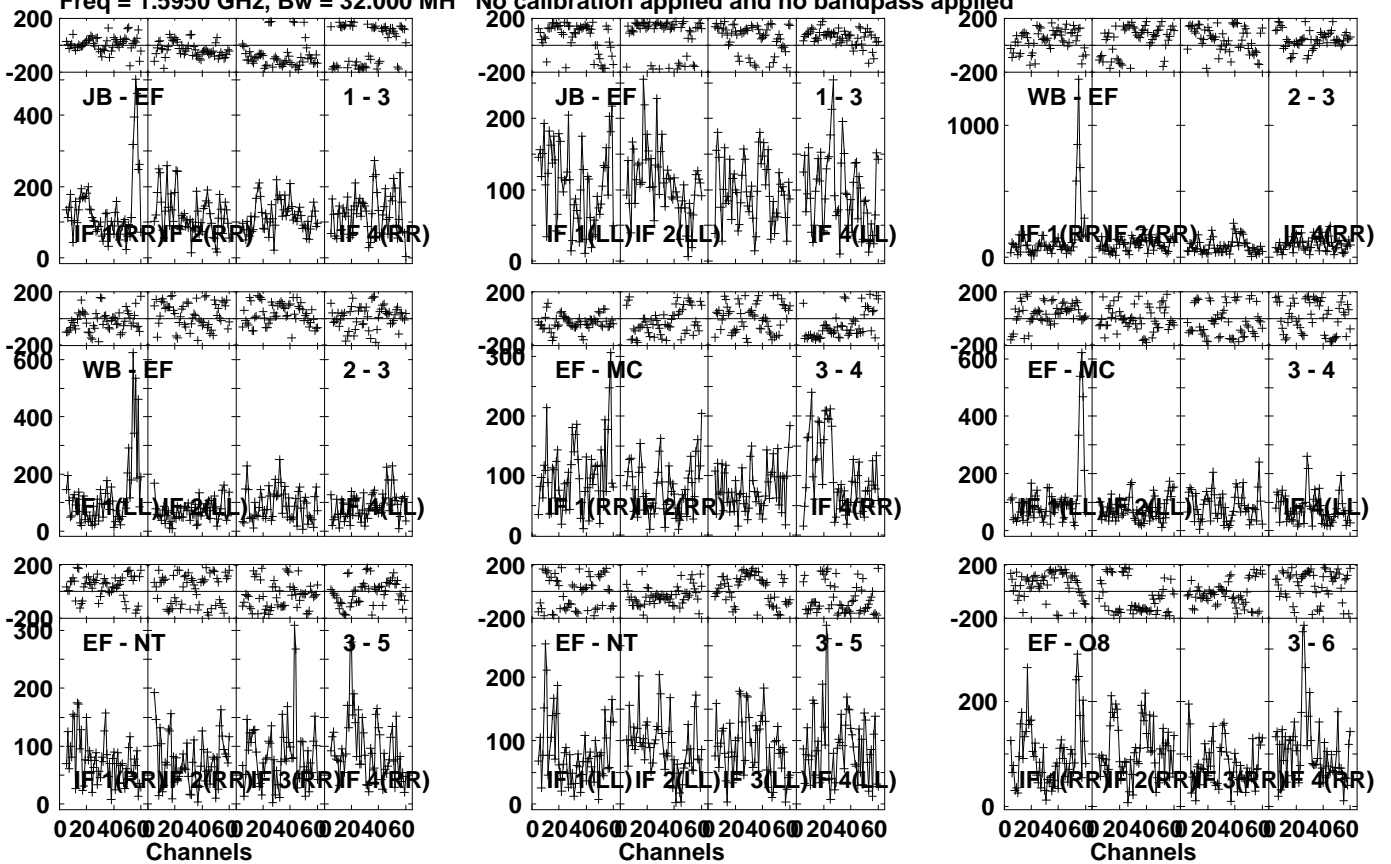
Lower frame: Micro Ampl Jy Top frame: Phas deg
Vector averaged cross-power spectrum Several baselines displayed
Timerange: 01/02:18:51 to 01/02:33:19

Plot file version 93 created 28-NOV-2022 17:09:20

NVSS0222 EV024E 2.UVDATA.1

Freq = 1.5950 GHz, Bw = 32.000 MH

No calibration applied and no bandpass applied

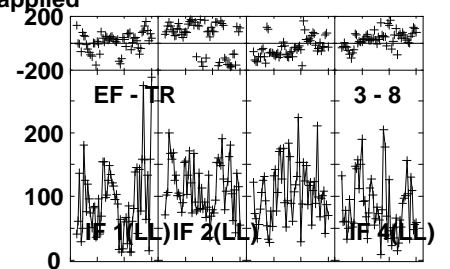
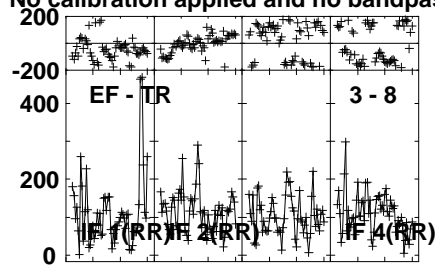
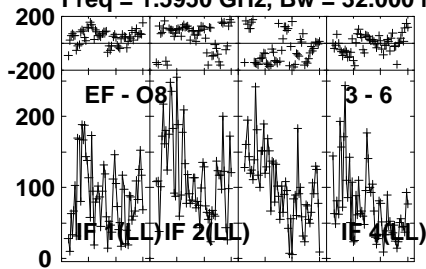


Lower frame: Micro Ampl Jy Top frame: Phas deg
Vector averaged cross-power spectrum Several baselines displayed
Timerange: 01/02:33:51 to 01/02:48:19

Plot file version 94 created 28-NOV-2022 17:09:21

NVSS0222 EV024E 2.UVDATA.1

Freq = 1.5950 GHz, Bw = 32.000 MH No calibration applied and no bandpass applied



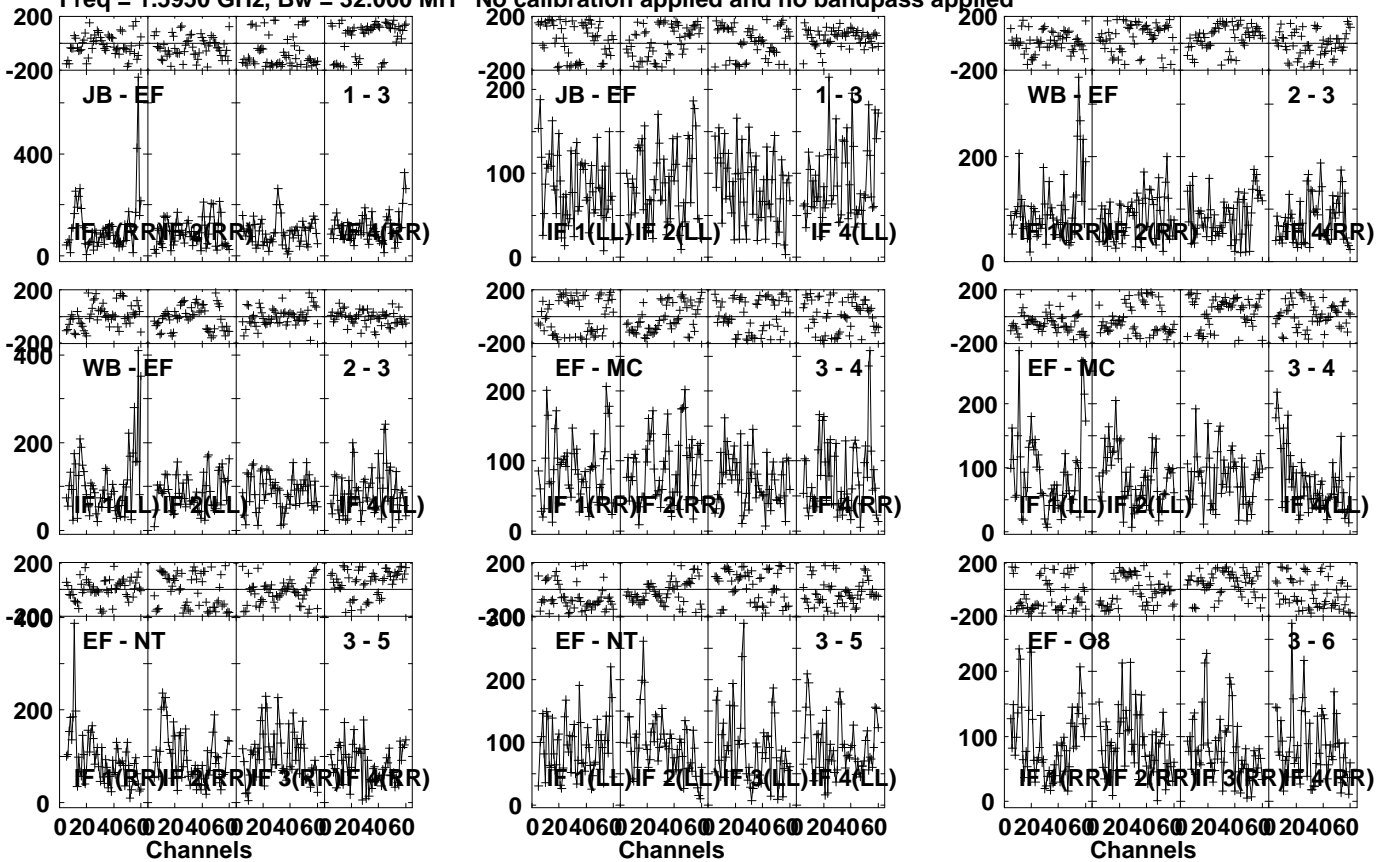
Lower frame: Micro Ampl Jy Top frame: Phas deg
Vector averaged cross-power spectrum Several baselines displayed
Timerange: 01/02:33:51 to 01/02:48:19

Plot file version 95 created 28-NOV-2022 17:09:21

NVSS0222 EV024E 2.UVDATA.1

Freq = 1.5950 GHz, Bw = 32.000 MH

No calibration applied and no bandpass applied

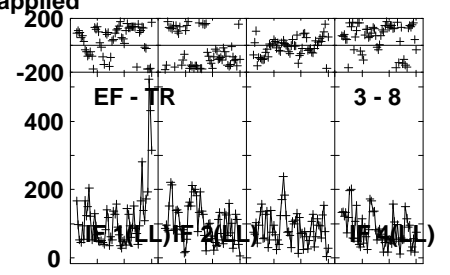
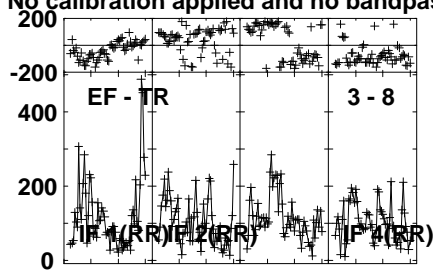
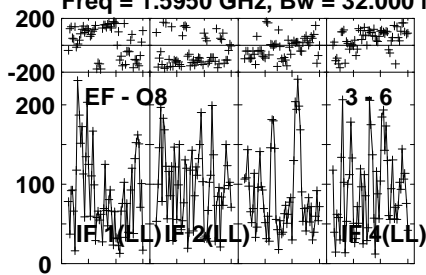


Lower frame: Micro Ampl Jy Top frame: Phas deg
Vector averaged cross-power spectrum Several baselines displayed
Timerange: 01/02:48:51 to 01/03:03:19

Plot file version 96 created 28-NOV-2022 17:09:21

NVSS0222 EV024E 2.UVDATA.1

Freq = 1.5950 GHz, Bw = 32.000 MH No calibration applied and no bandpass applied



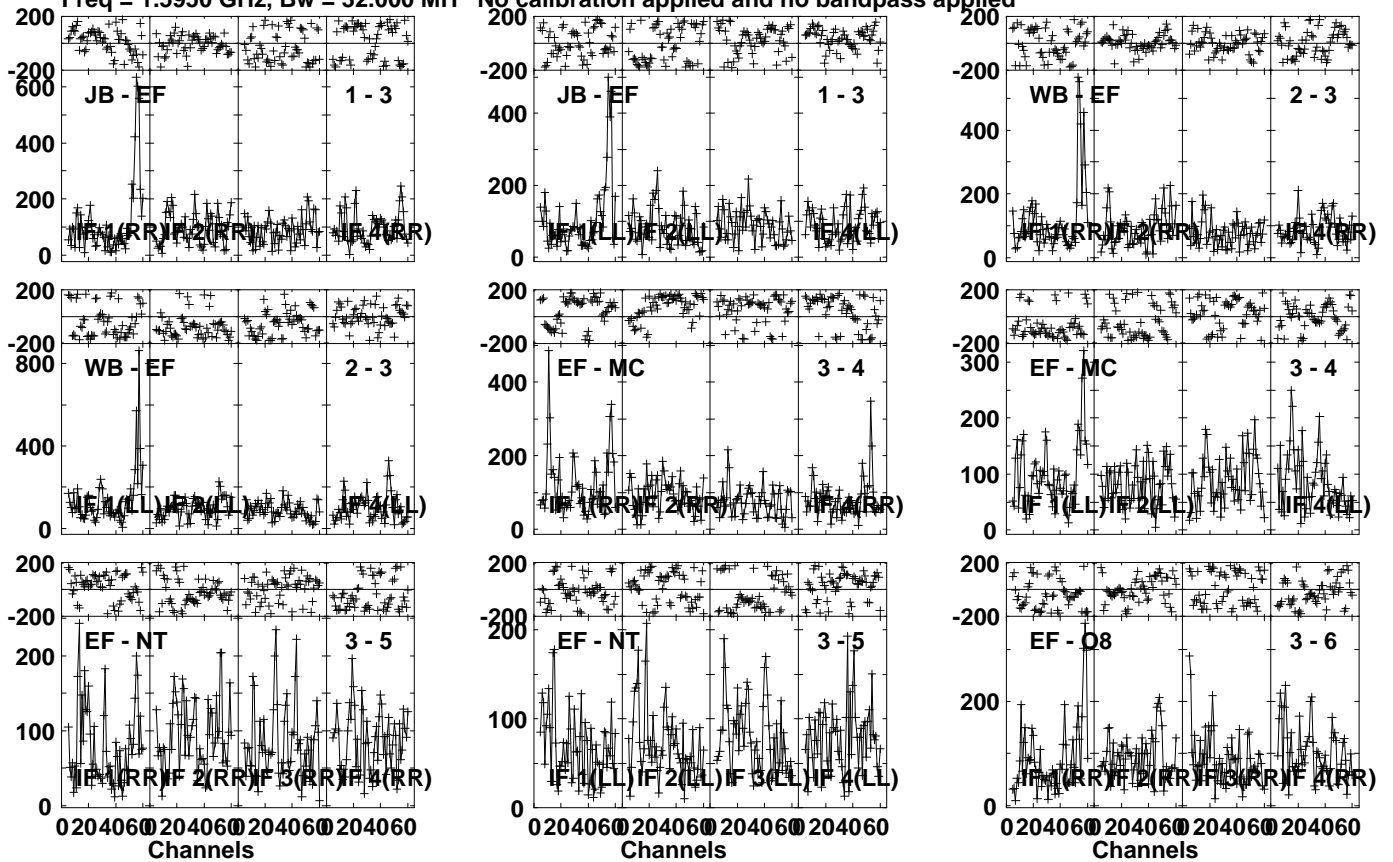
Lower frame: Micro Ampl Jy Top frame: Phas deg
Vector averaged cross-power spectrum Several baselines displayed
Timerange: 01/02:48:51 to 01/03:03:19

Plot file version 97 created 28-NOV-2022 17:09:22

NVSS0222 EV024E 2.UVDATA.1

Freq = 1.5950 GHz, Bw = 32.000 MH

No calibration applied and no bandpass applied

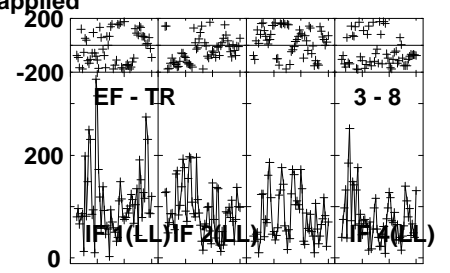
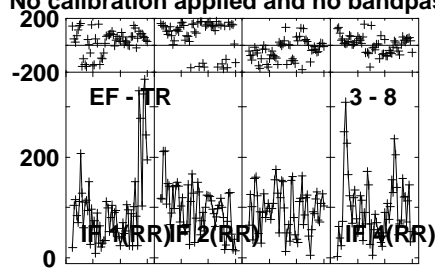
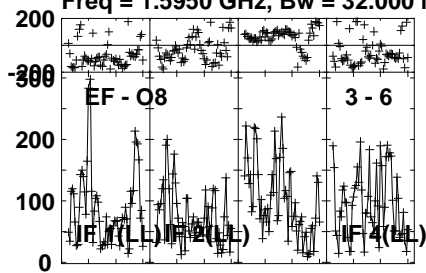


Lower frame: Micro Ampl Jy Top frame: Phas deg
Vector averaged cross-power spectrum Several baselines displayed
Timerange: 01/03:03:51 to 01/03:18:19

Plot file version 98 created 28-NOV-2022 17:09:22

NVSS0222 EV024E 2.UVDATA.1

Freq = 1.5950 GHz, Bw = 32.000 MH No calibration applied and no bandpass applied



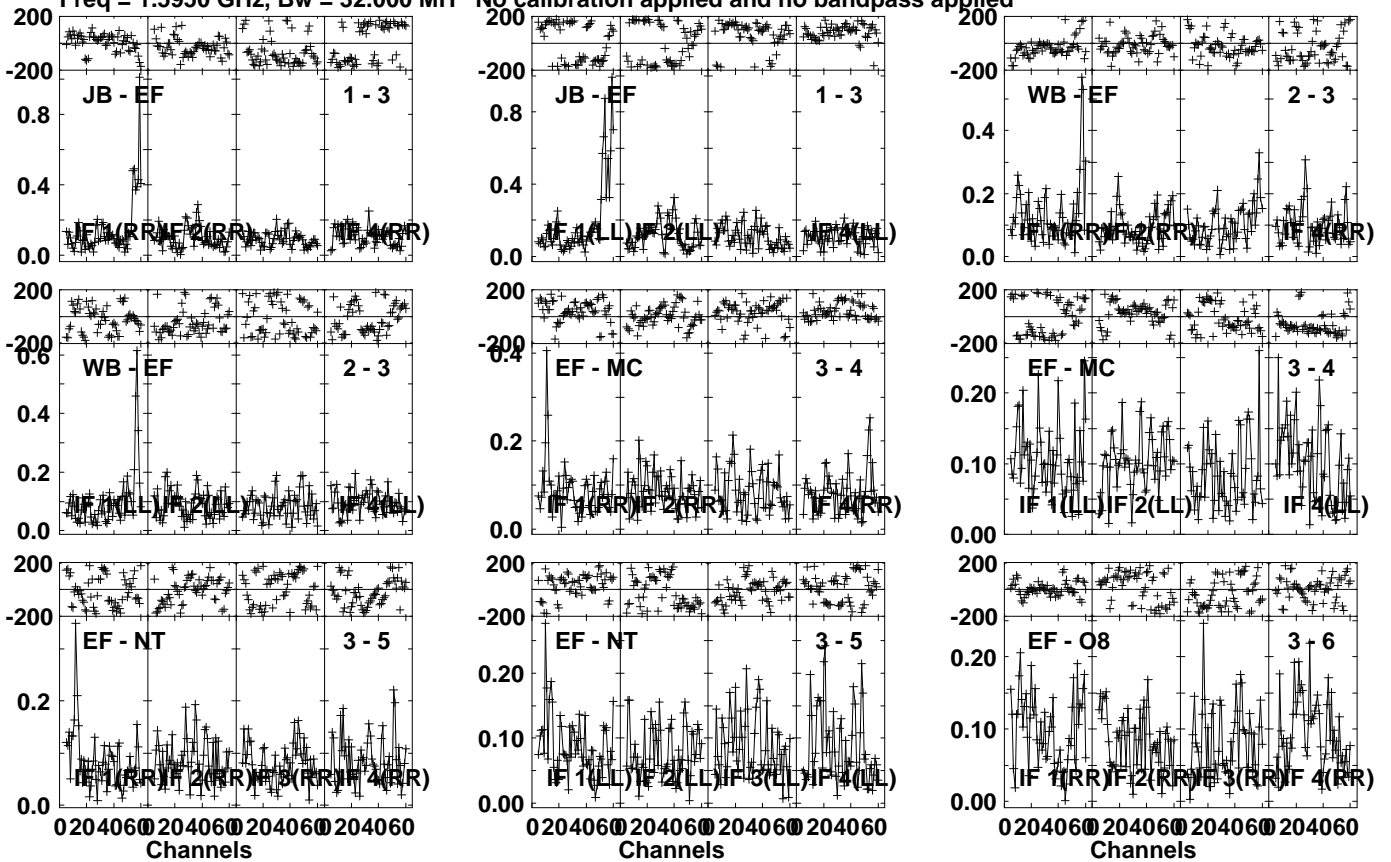
Lower frame: Micro Ampl Jy Top frame: Phas deg
Vector averaged cross-power spectrum Several baselines displayed
Timerange: 01/03:03:51 to 01/03:18:19

Plot file version 99 created 28-NOV-2022 17:09:22

NVSS0222 EV024E 2.UVDATA.1

Freq = 1.5950 GHz, Bw = 32.000 MH

No calibration applied and no bandpass applied

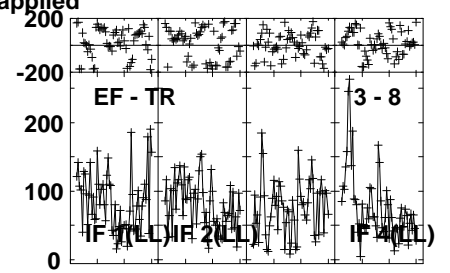
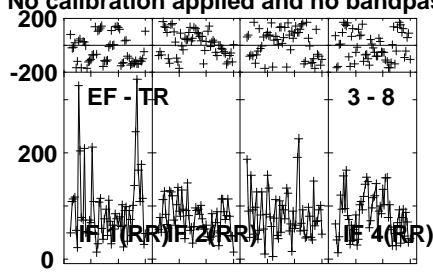
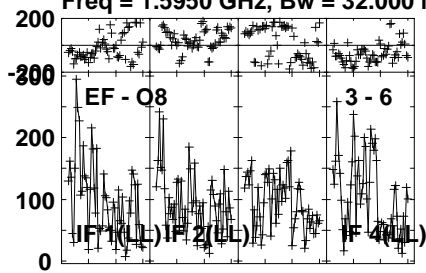


Lower frame: Milli Ampl Jy Top frame: Phas deg
 Vector averaged cross-power spectrum Several baselines displayed
 Timerange: 01/03:18:51 to 01/03:33:19

Plot file version 100 created 28-NOV-2022 17:09:22

NVSS0222 EV024E 2.UVDATA.1

Freq = 1.5950 GHz, Bw = 32.000 MH No calibration applied and no bandpass applied



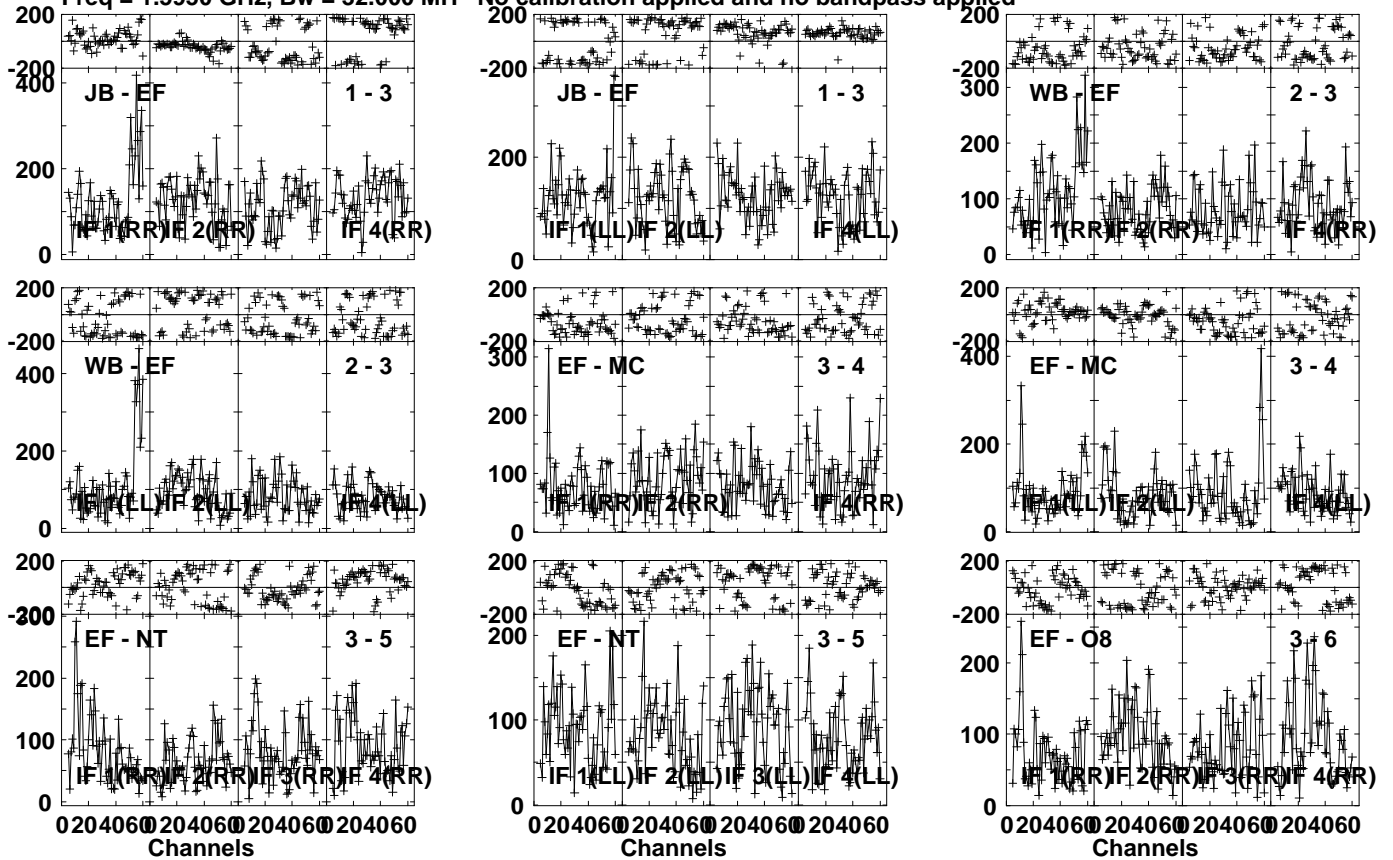
Lower frame: Micro Ampl Jy Top frame: Phas deg
Vector averaged cross-power spectrum Several baselines displayed
Timerange: 01/03:18:51 to 01/03:33:19

Plot file version 101 created 28-NOV-2022 17:09:23

NVSS0222 EV024E 2.UVDATA.1

Freq = 1.5950 GHz, Bw = 32.000 MH

No calibration applied and no bandpass applied

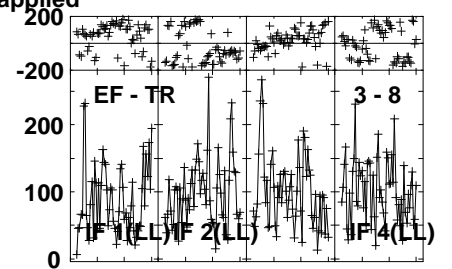
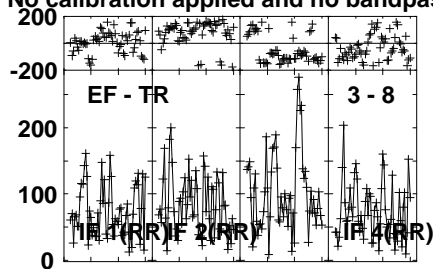
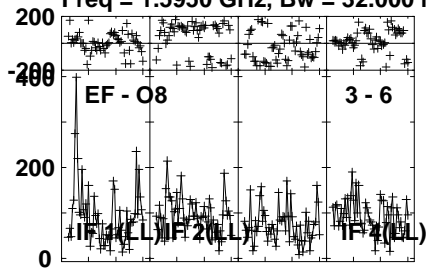


Lower frame: Micro Ampl Jy Top frame: Phas deg
Vector averaged cross-power spectrum Several baselines displayed
Timerange: 01/03:33:51 to 01/03:48:19

Plot file version 102 created 28-NOV-2022 17:09:23

NVSS0222 EV024E 2.UVDATA.1

Freq = 1.5950 GHz, Bw = 32.000 MH No calibration applied and no bandpass applied



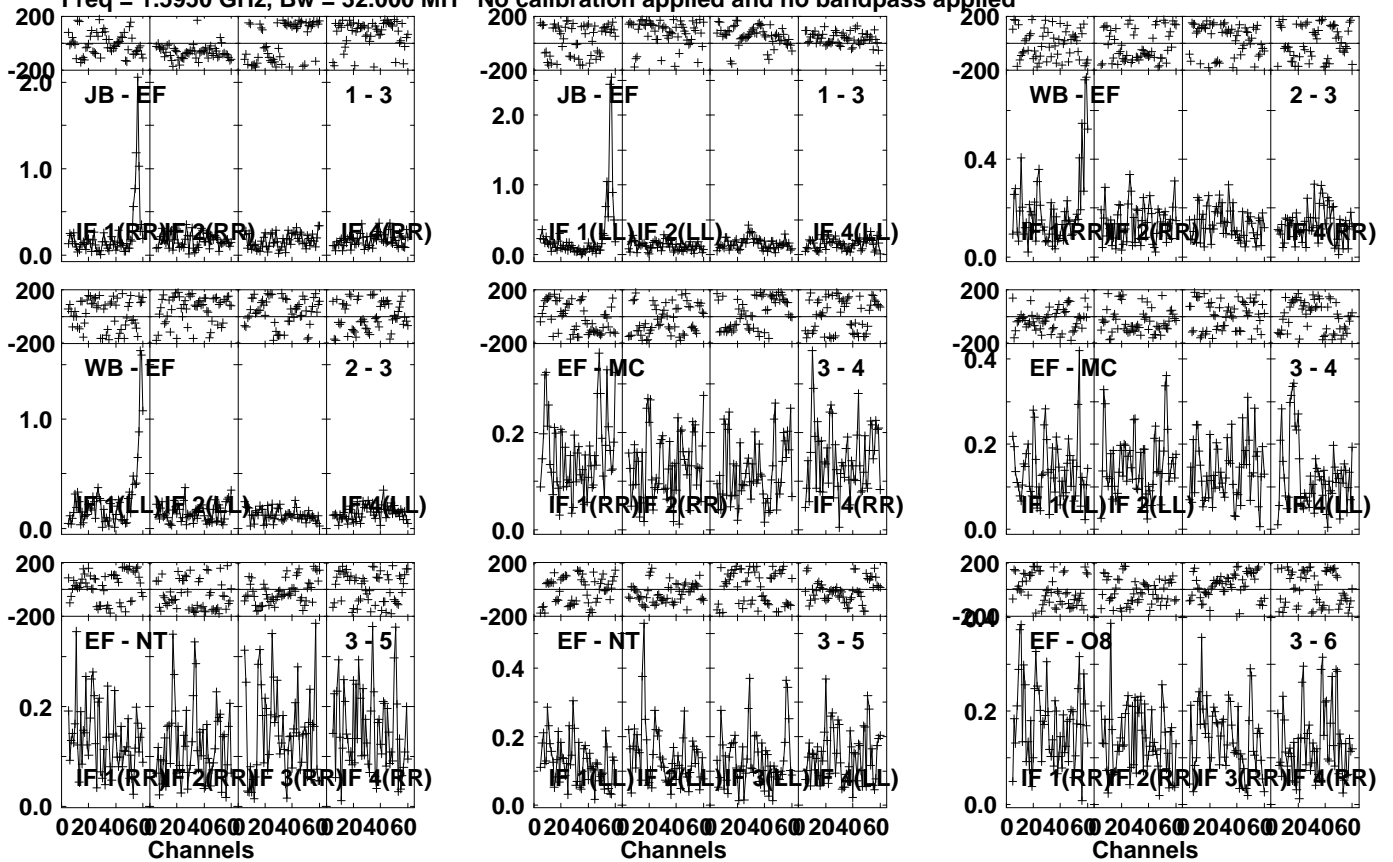
Lower frame: Micro Ampl Jy Top frame: Phas deg
Vector averaged cross-power spectrum Several baselines displayed
Timerange: 01/03:33:51 to 01/03:48:19

Plot file version 103 created 28-NOV-2022 17:09:23

NVSS0222 EV024E 2.UVDATA.1

Freq = 1.5950 GHz, Bw = 32.000 MH

No calibration applied and no bandpass applied

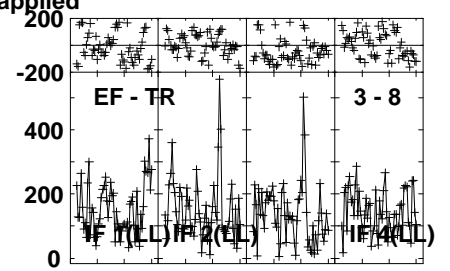
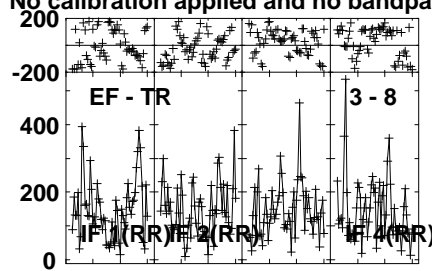
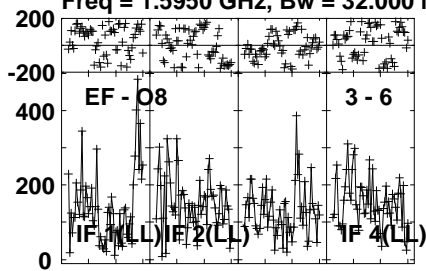


Lower frame: Milli Ampl Jy Top frame: Phas deg
Vector averaged cross-power spectrum Several baselines displayed
Timerange: 01/03:48:51 to 01/03:53:59

Plot file version 104 created 28-NOV-2022 17:09:23

NVSS0222 EV024E 2.UVDATA.1

Freq = 1.5950 GHz, Bw = 32.000 MH No calibration applied and no bandpass applied



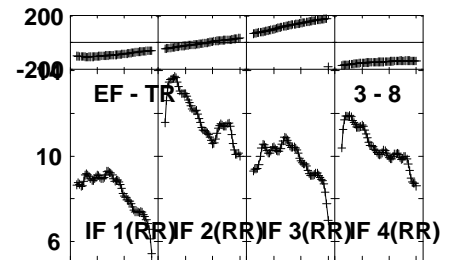
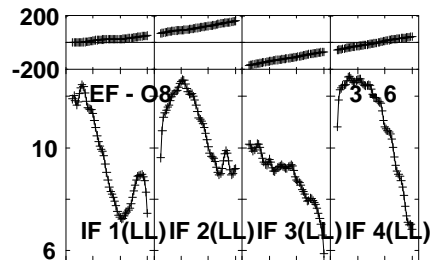
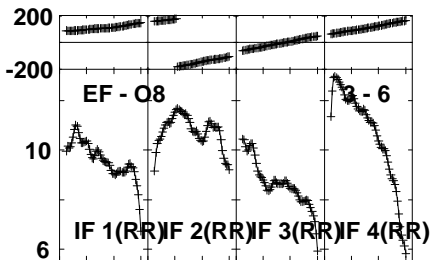
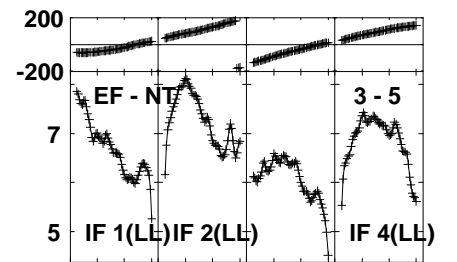
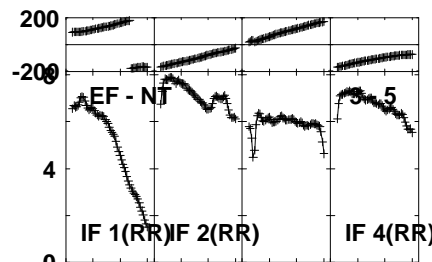
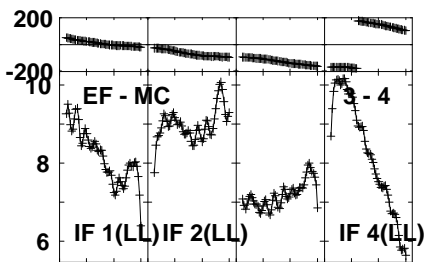
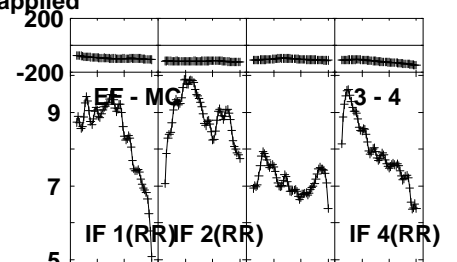
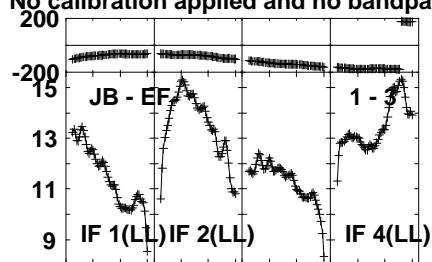
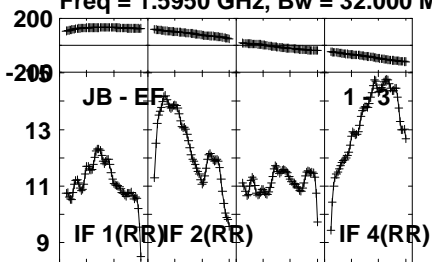
Lower frame: Micro Ampl Jy Top frame: Phas deg
Vector averaged cross-power spectrum Several baselines displayed
Timerange: 01/03:48:51 to 01/03:53:59

Plot file version 105 created 28-NOV-2022 17:09:23

0133+476 EV024E 2.UVDATA.1

Freq = 1.5950 GHz, Bw = 32.000 MH

No calibration applied and no bandpass applied

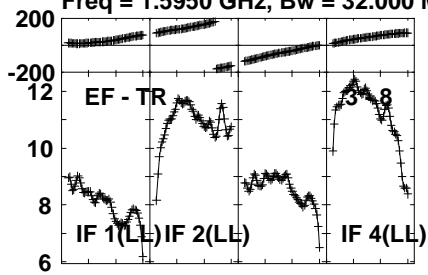


Lower frame: Milli Ampl Jy Top frame: Phas deg
Vector averaged cross-power spectrum Several baselines displayed
Timerange: 01/03:55:01 to 01/03:59:59

Plot file version 106 created 28-NOV-2022 17:09:24

0133+476 EV024E 2.UVDATA.1

Freq = 1.5950 GHz, Bw = 32.000 MH No calibration applied and no bandpass applied



Lower frame: Milli Ampl Jy Top frame: Phas deg

Vector averaged cross-power spectrum Several baselines displayed

Timerange: 01/03:55:01 to 01/03:59:59