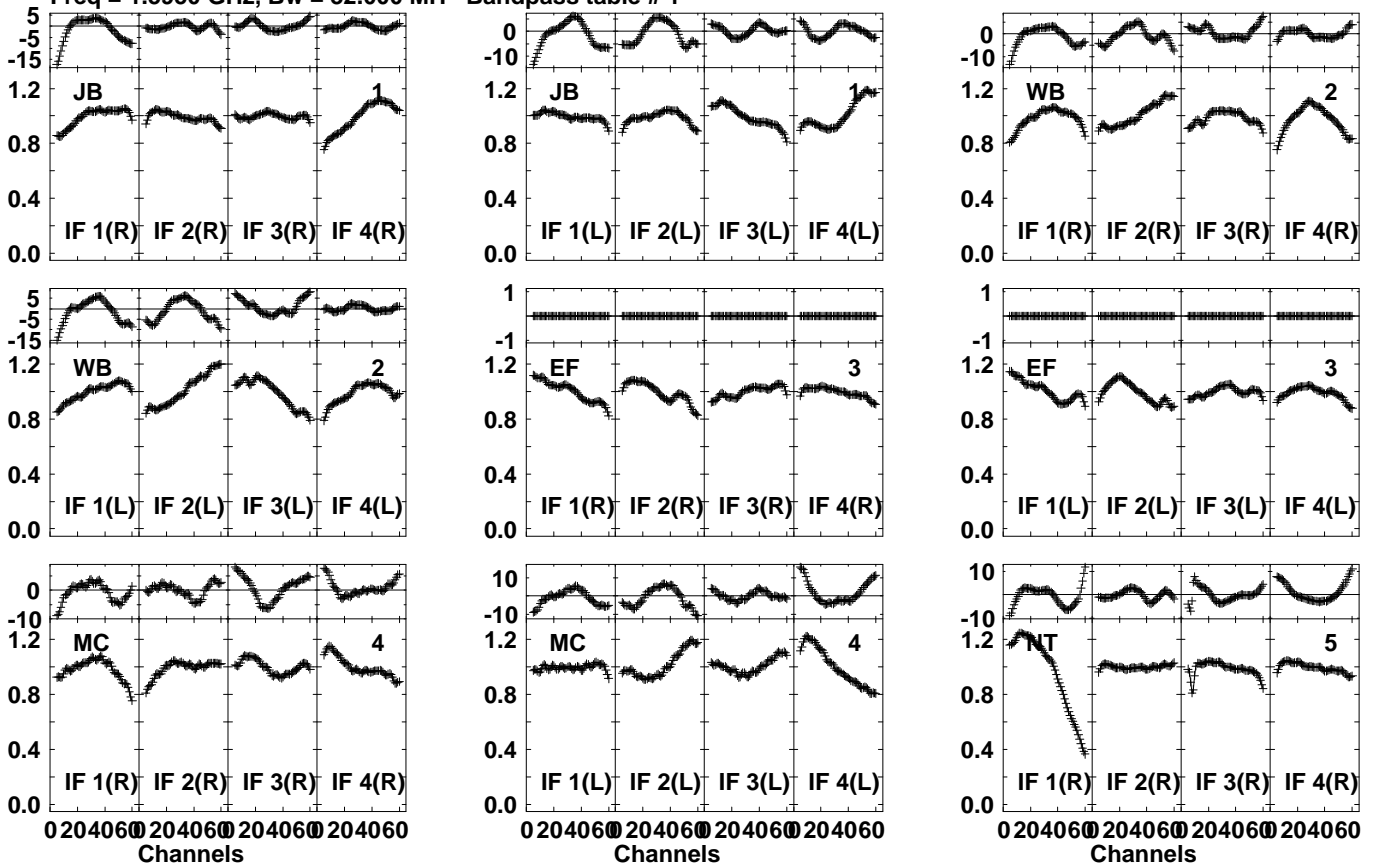
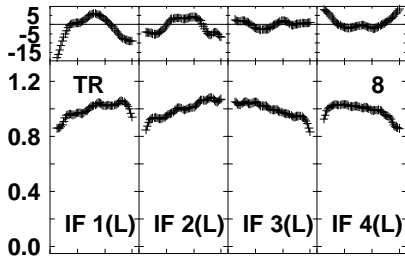
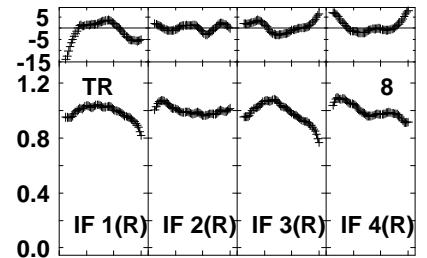
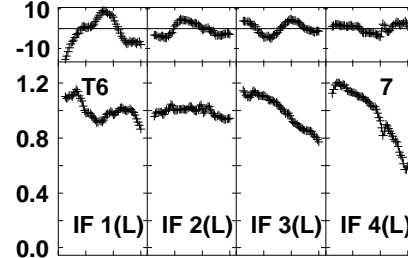
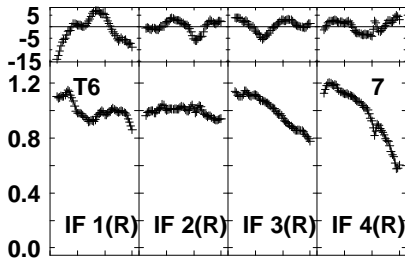
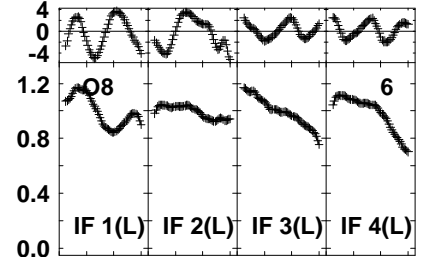
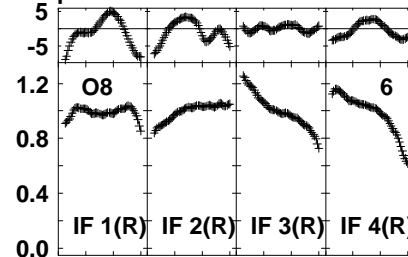
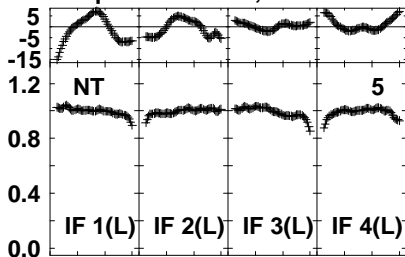


Plot file version 1 created 19-JAN-2023 14:43:21  
 EV024F 2.UVDATA.1  
 Freq = 1.5950 GHz, Bw = 32.000 MH Bandpass table # 1



Lower frame: BP ampl Top frame: BP phase  
 Bandpass table spectrum Antenna: \*  
 Timerange: 00/00:00:01 to 999/00:00:00

Plot file version 2 created 19-JAN-2023 14:43:21  
 EV024F 2.UVDATA.1  
 Freq = 1.5950 GHz, Bw = 32.000 MH Bandpass table # 1



0 204060 204060 204060 204060  
 Channels

0 204060 204060 204060 204060  
 Channels

0 204060 204060 204060 204060  
 Channels

Lower frame: BP ampl Top frame: BP phase  
 Bandpass table spectrum Antenna: \*  
 Timerange: 00/00:00:01 to 999/00:00:00