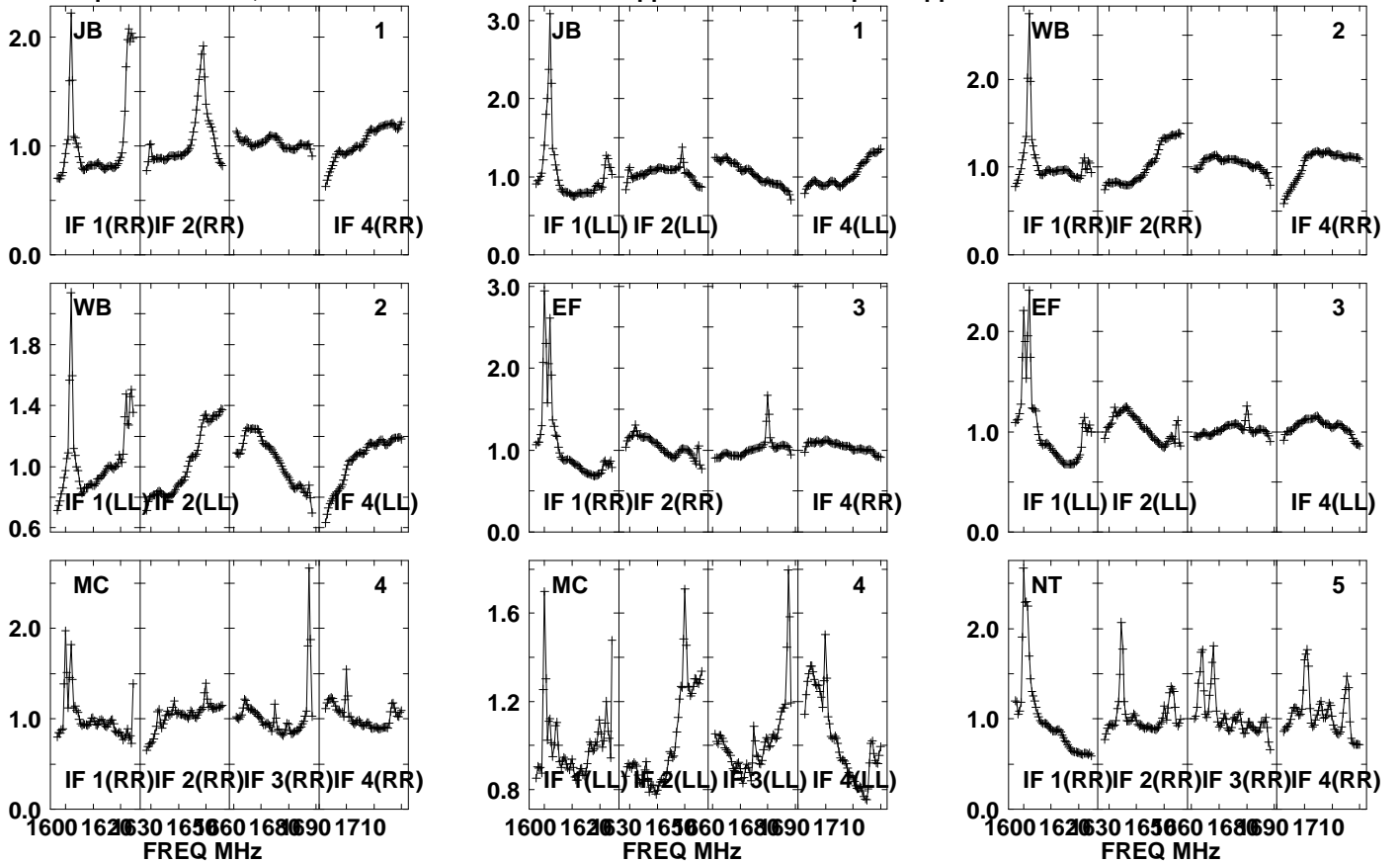


Plot file version 1 created 19-JAN-2023 14:13:04

0133+476 EV024F 2.UVDATA.1

Freq = 1.5950 GHz, Bw = 32.000 MH No calibration applied and no bandpass applied

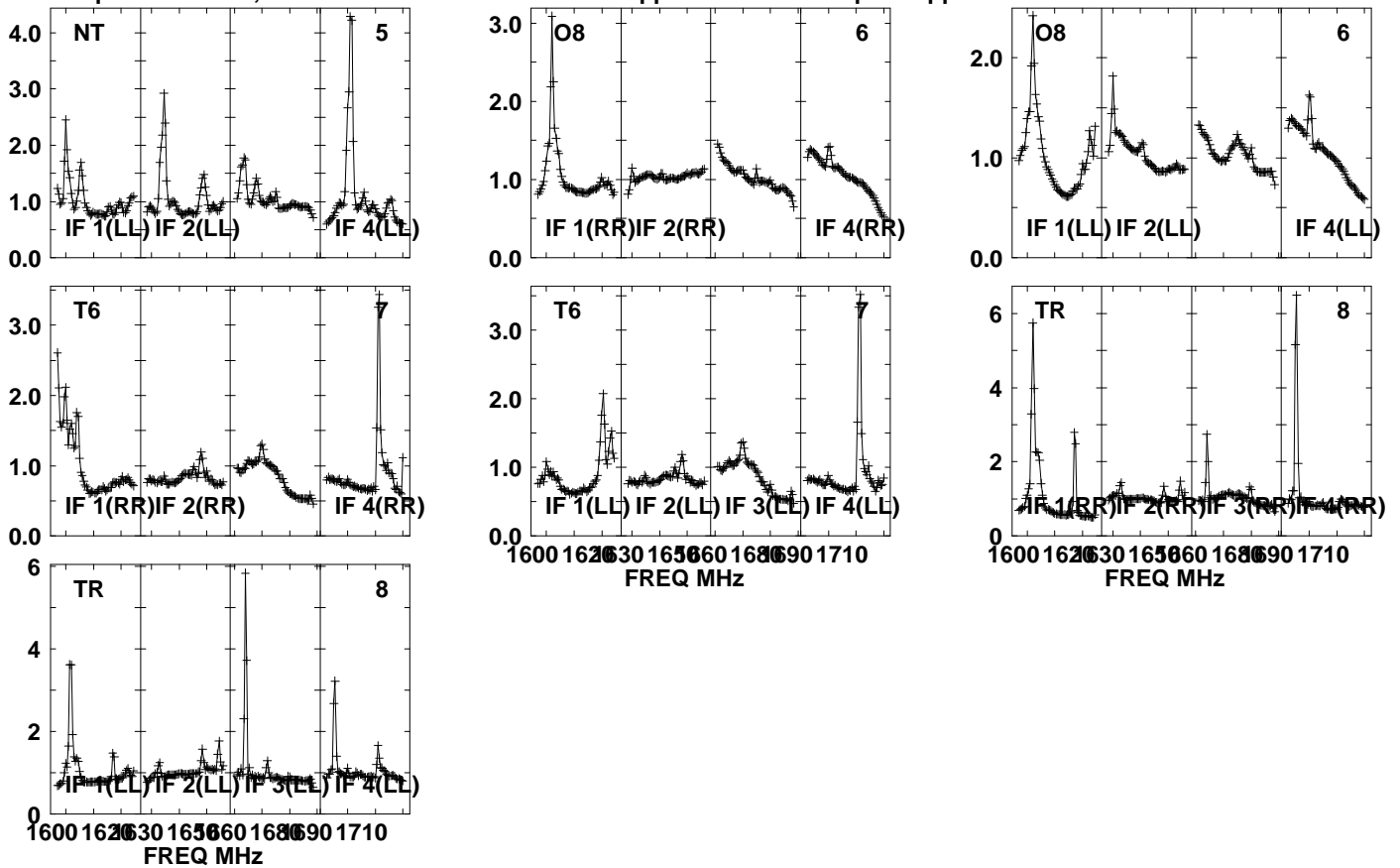


Lower frame: Real Jy
Auto-corr total-power spectrum Antenna: *
Timerange: 00/12:00:09 to 00/12:04:59

Plot file version 2 created 19-JAN-2023 14:13:04

0133+476 EV024F 2.UVDATA.1

Freq = 1.5950 GHz, Bw = 32.000 MH No calibration applied and no bandpass applied



Lower frame: Real Jy

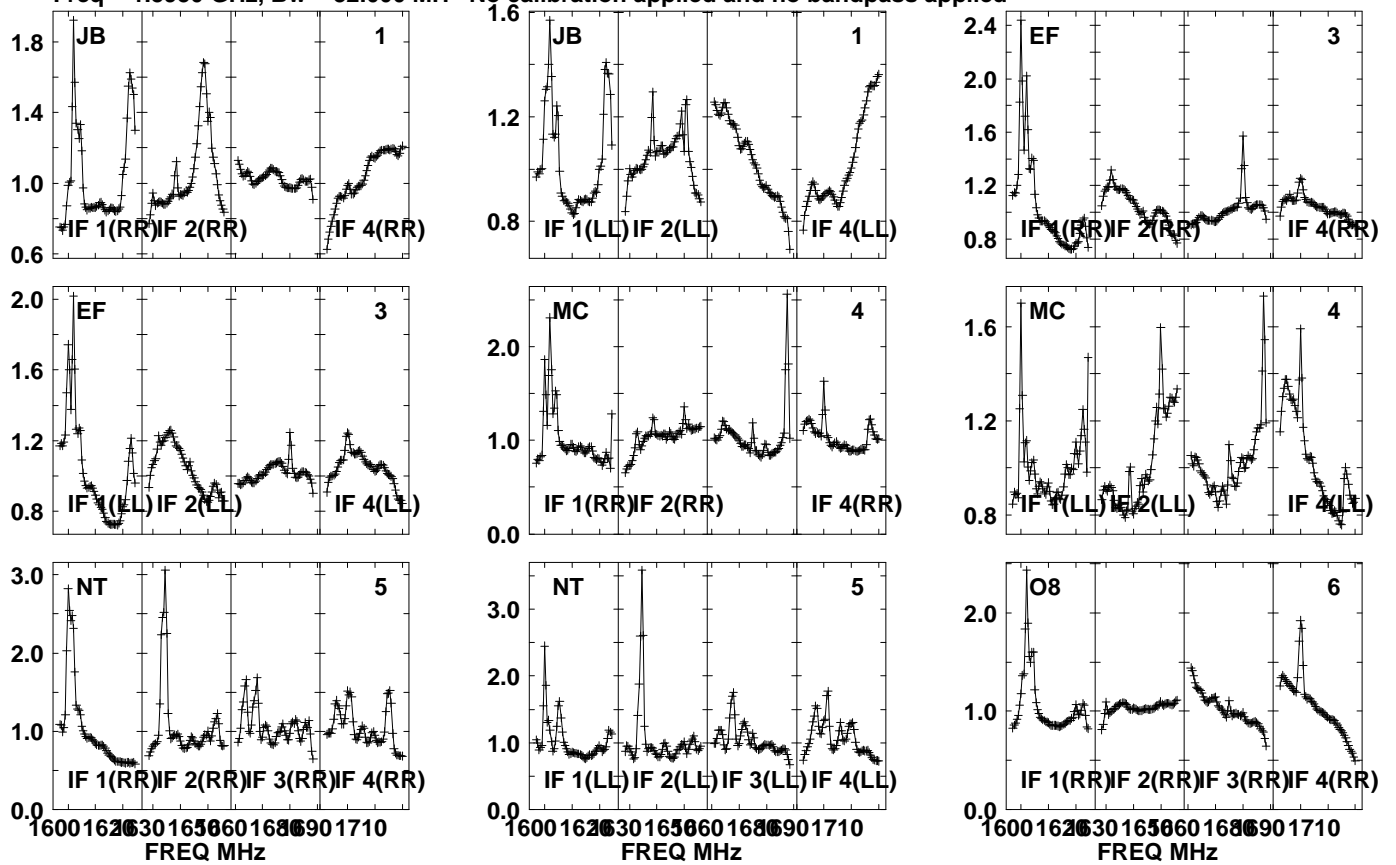
Auto-corr total-power spectrum Antenna: *

Timerange: 00/12:00:09 to 00/12:04:59

Plot file version 3 created 19-JAN-2023 14:13:04

UGC1837 EV024F 2.UVDATA.1

Freq = 1.5950 GHz, Bw = 32.000 MH No calibration applied and no bandpass applied

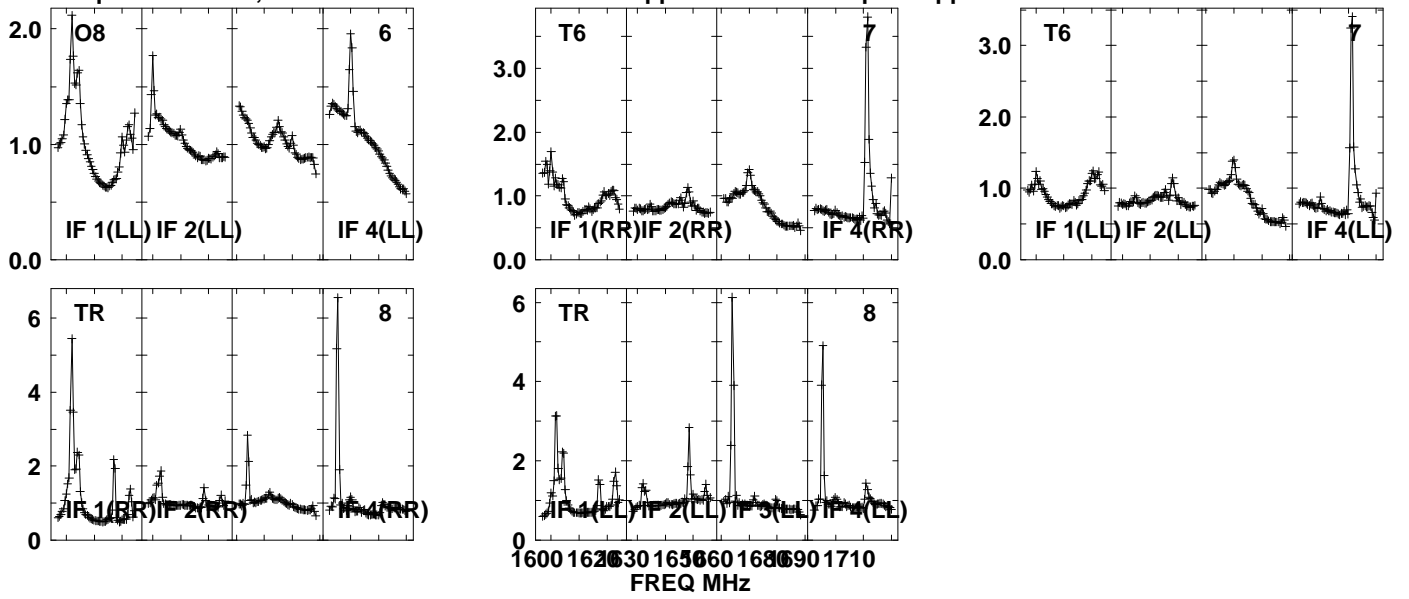


Lower frame: Real Jy
Auto-corr total-power spectrum Antenna: *
Timerange: 00/12:06:11 to 00/12:20:09

Plot file version 4 created 19-JAN-2023 14:13:04

UGC1837 EV024F 2.UVDATA.1

Freq = 1.5950 GHz, Bw = 32.000 MH No calibration applied and no bandpass applied



Lower frame: Real Jy

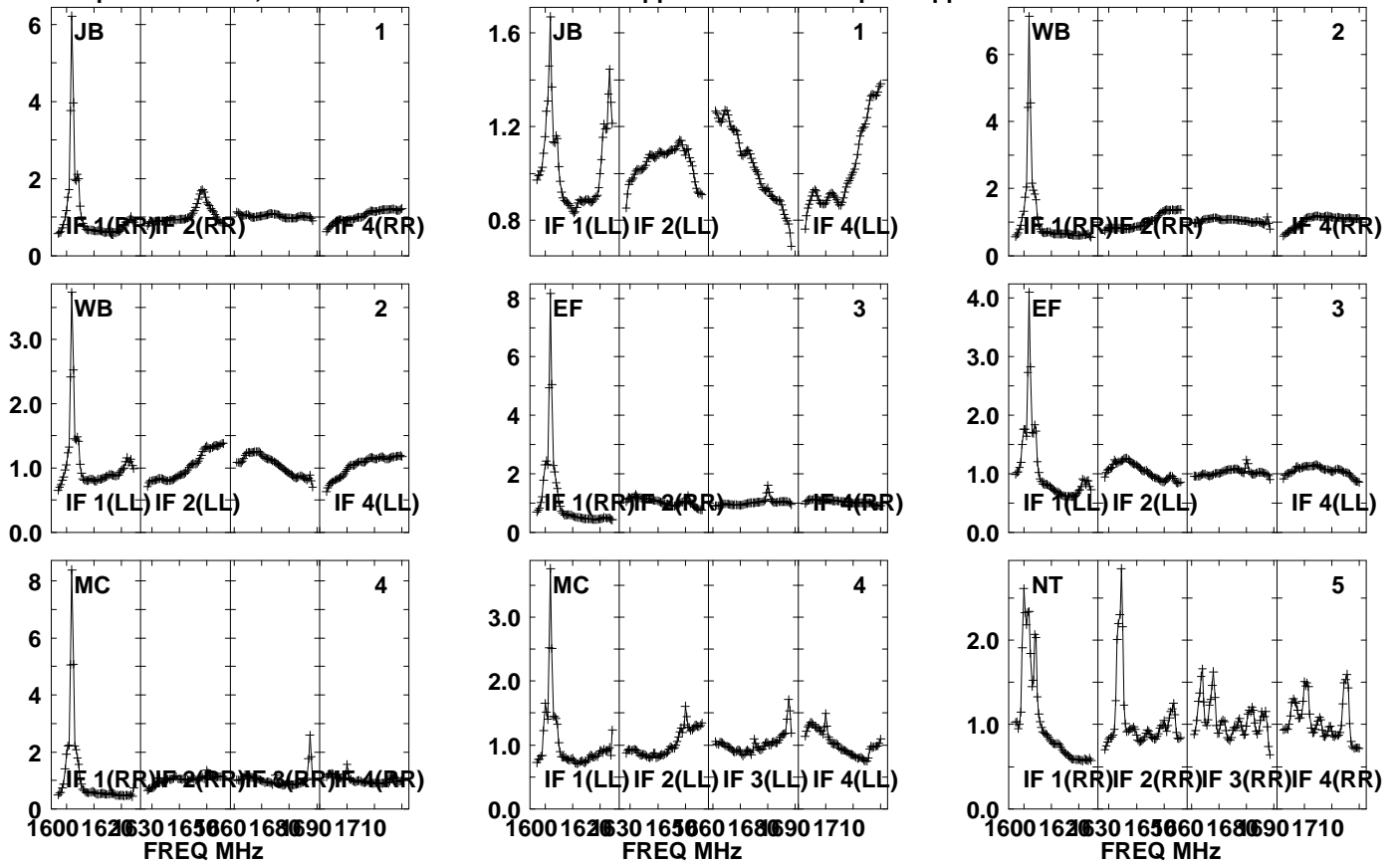
Auto-corr total-power spectrum Antenna: *

Timerange: 00/12:06:11 to 00/12:20:09

Plot file version 5 created 19-JAN-2023 14:13:04

UGC1837 EV024F 2.UVDATA.1

Freq = 1.5950 GHz, Bw = 32.000 MH No calibration applied and no bandpass applied

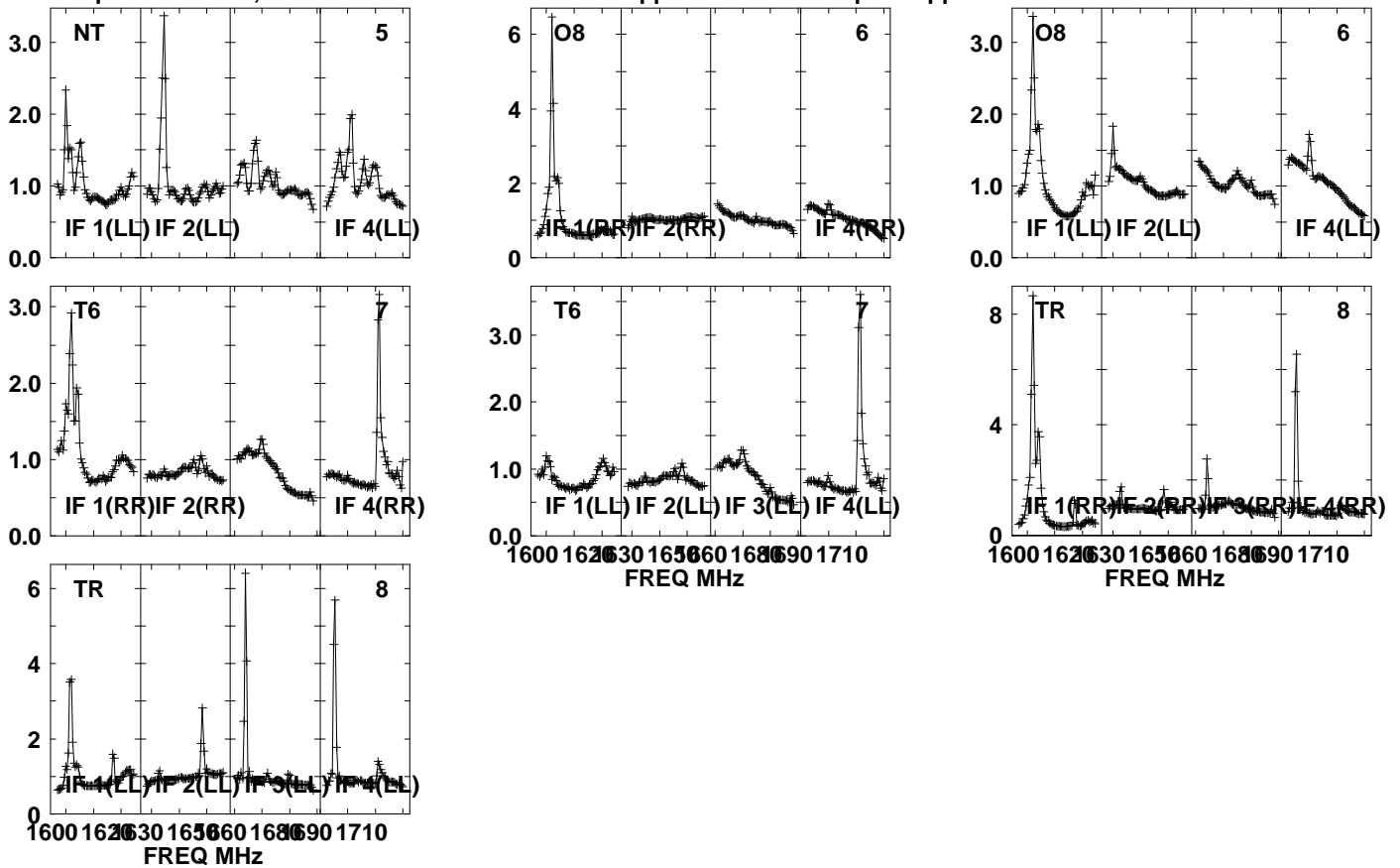


Lower frame: Real Jy
Auto-corr total-power spectrum Antenna: *
Timerange: 00/12:20:41 to 00/12:35:09

Plot file version 6 created 19-JAN-2023 14:13:05

UGC1837 EV024F 2.UVDATA.1

Freq = 1.5950 GHz, Bw = 32.000 MH No calibration applied and no bandpass applied



Lower frame: Real Jy

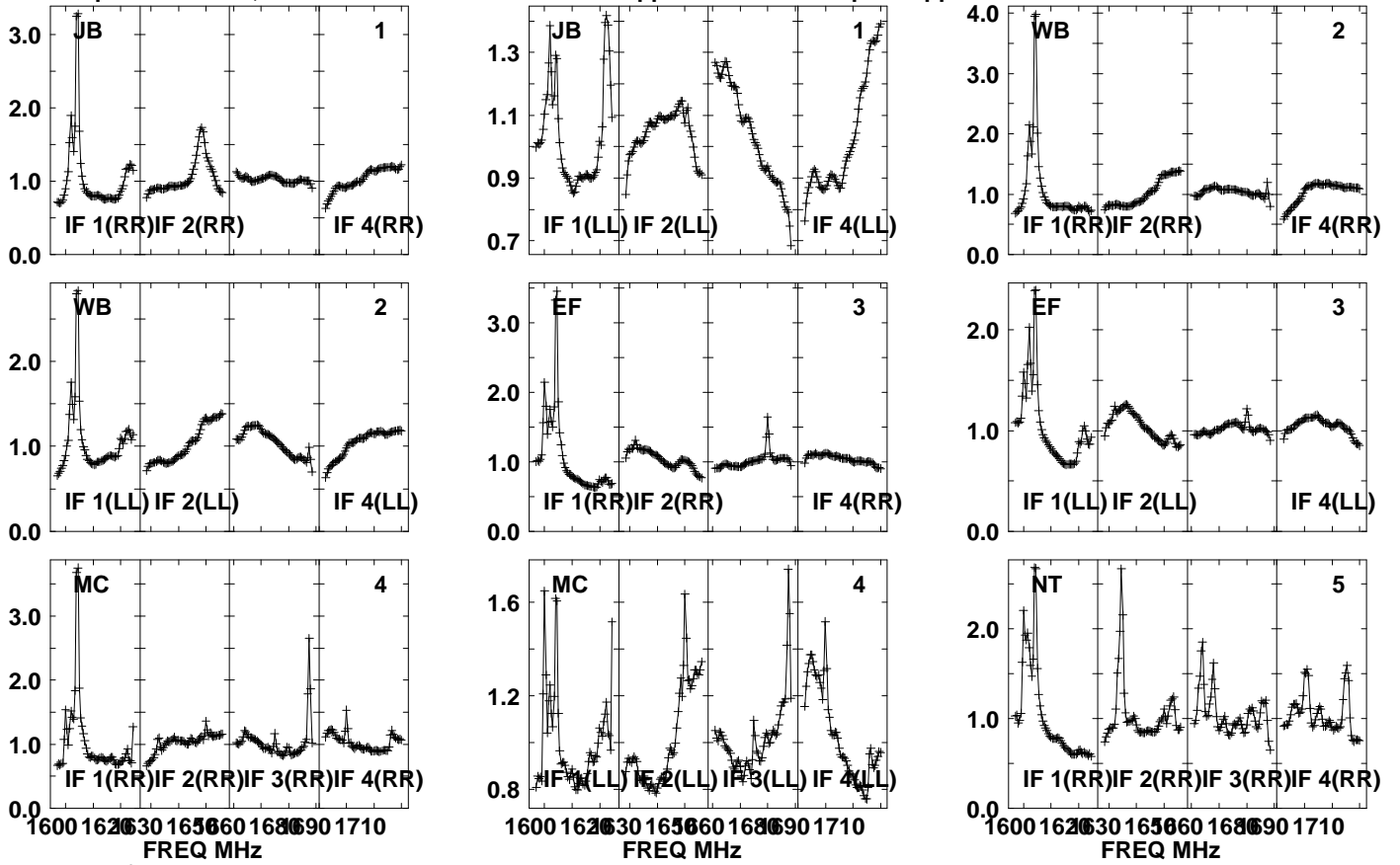
Auto-corr total-power spectrum Antenna: *

Timerange: 00/12:20:41 to 00/12:35:09

Plot file version 7 created 19-JAN-2023 14:13:05

UGC1837 EV024F 2.UVDATA.1

Freq = 1.5950 GHz, Bw = 32.000 MH No calibration applied and no bandpass applied

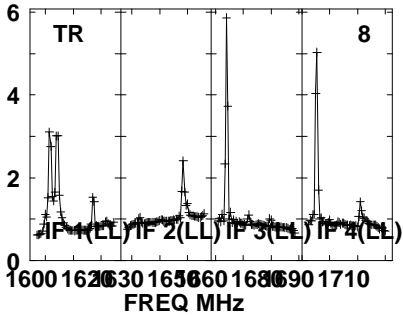
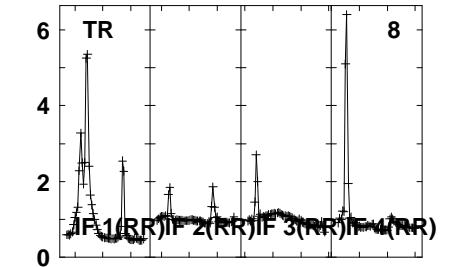
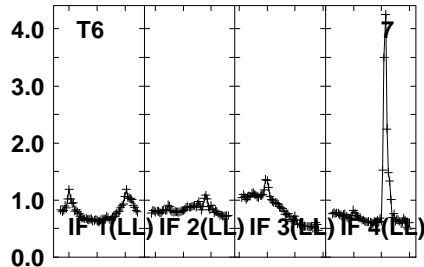
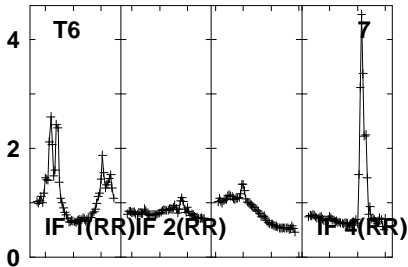
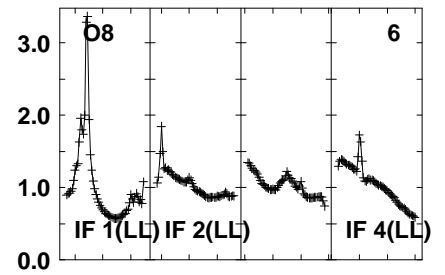
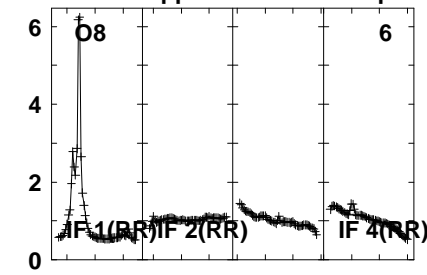
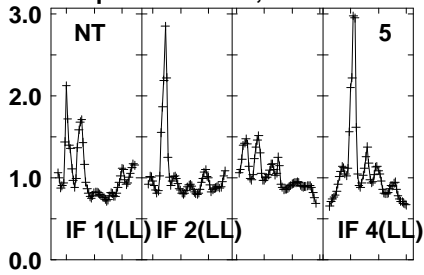


Lower frame: Real Jy
Auto-corr total-power spectrum Antenna: *
Timerange: 00/12:35:41 to 00/12:50:09

Plot file version 8 created 19-JAN-2023 14:13:05

UGC1837 EV024F 2.UVDATA.1

Freq = 1.5950 GHz, Bw = 32.000 MH No calibration applied and no bandpass applied



1600 1620 1630 1650 1660 1680 1690 1710
FREQ MHz

1600 1620 1630 1650 1660 1680 1690 1710
FREQ MHz

Lower frame: Real Jy

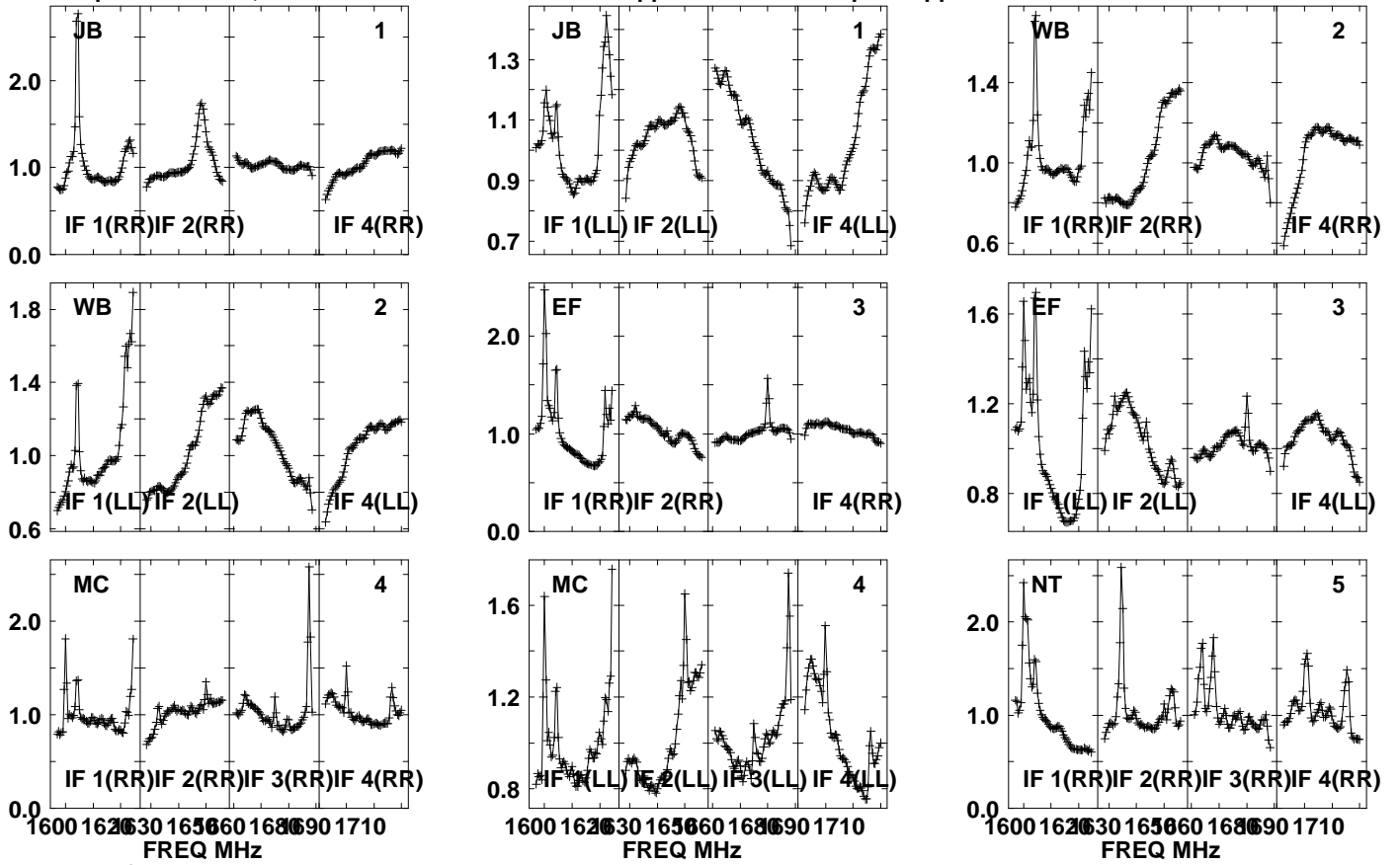
Auto-corr total-power spectrum Antenna: *

Timerange: 00/12:35:41 to 00/12:50:09

Plot file version 9 created 19-JAN-2023 14:13:05

UGC1837 EV024F 2.UVDATA.1

Freq = 1.5950 GHz, Bw = 32.000 MH No calibration applied and no bandpass applied



Lower frame: Real Jy

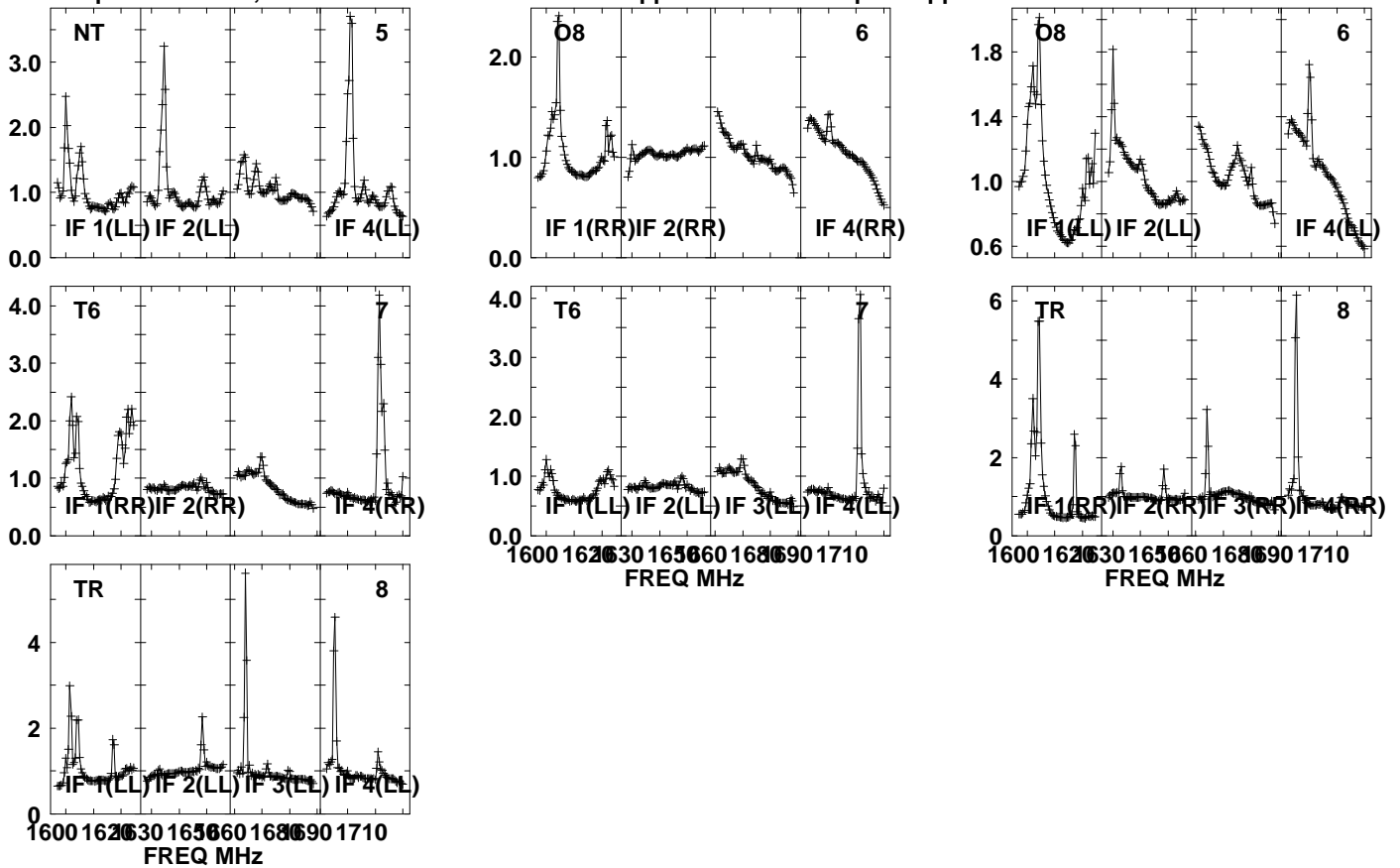
Auto-corr total-power spectrum Antenna: *

Timerange: 00/12:50:41 to 00/13:05:09

Plot file version 10 created 19-JAN-2023 14:13:06

UGC1837 EV024F 2.UVDATA.1

Freq = 1.5950 GHz, Bw = 32.000 MH No calibration applied and no bandpass applied



Lower frame: Real Jy

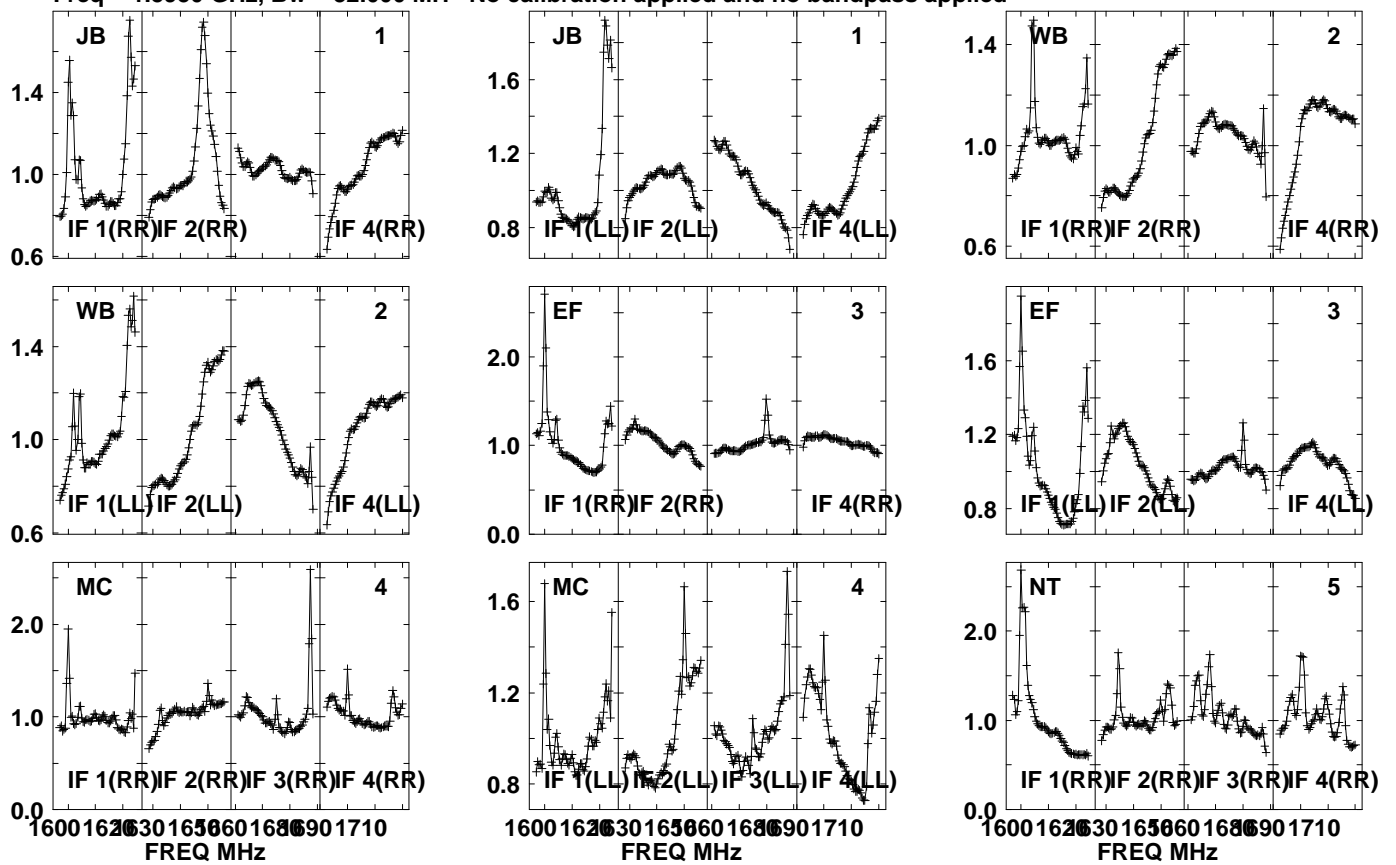
Auto-corr total-power spectrum Antenna: *

Timerange: 00/12:50:41 to 00/13:05:09

Plot file version 11 created 19-JAN-2023 14:13:06

UGC1837 EV024F 2.UVDATA.1

Freq = 1.5950 GHz, Bw = 32.000 MH No calibration applied and no bandpass applied

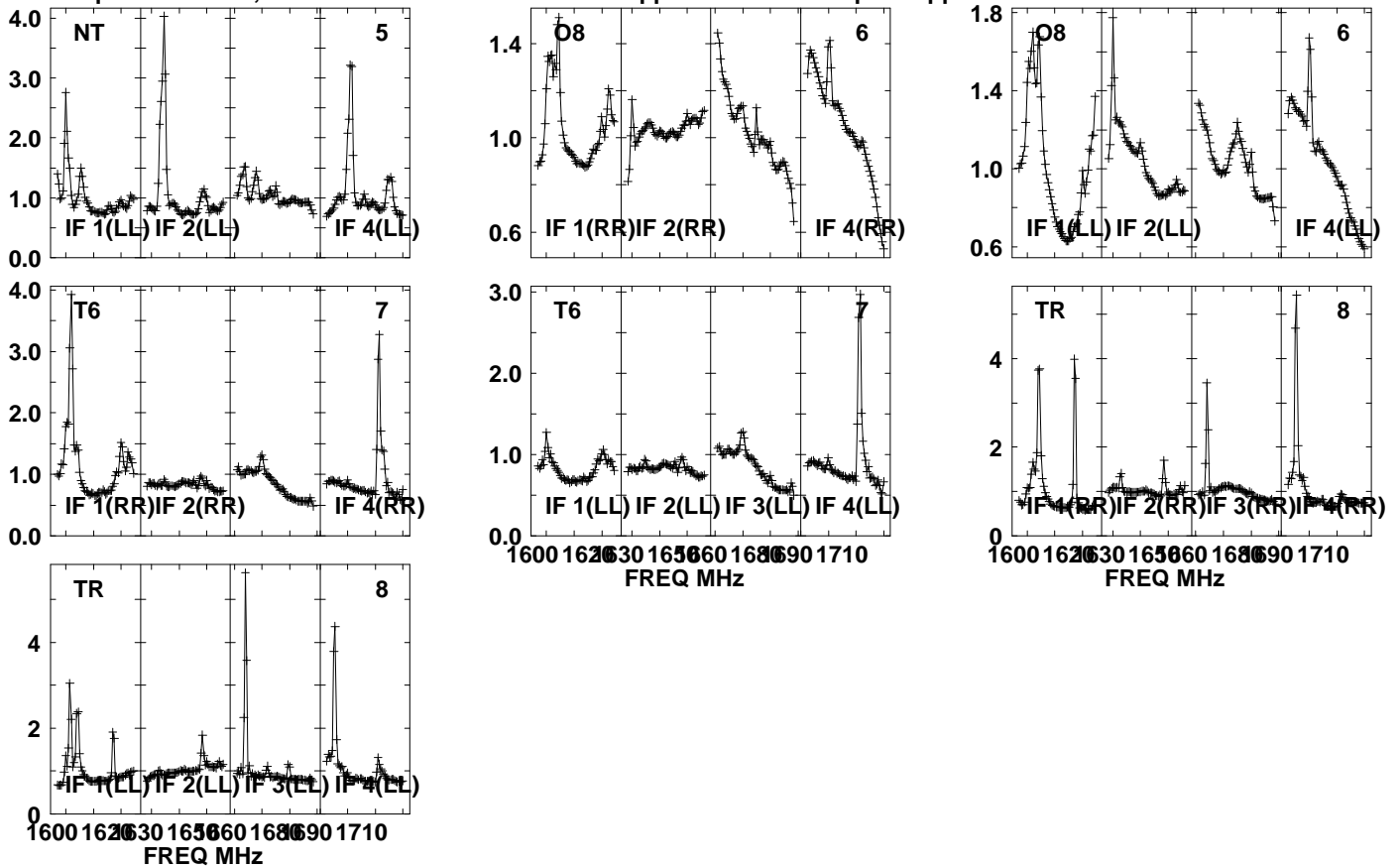


Lower frame: Real Jy
Auto-corr total-power spectrum Antenna: *
Timerange: 00/13:05:41 to 00/13:20:09

Plot file version 12 created 19-JAN-2023 14:13:06

UGC1837 EV024F 2.UVDATA.1

Freq = 1.5950 GHz, Bw = 32.000 MH No calibration applied and no bandpass applied

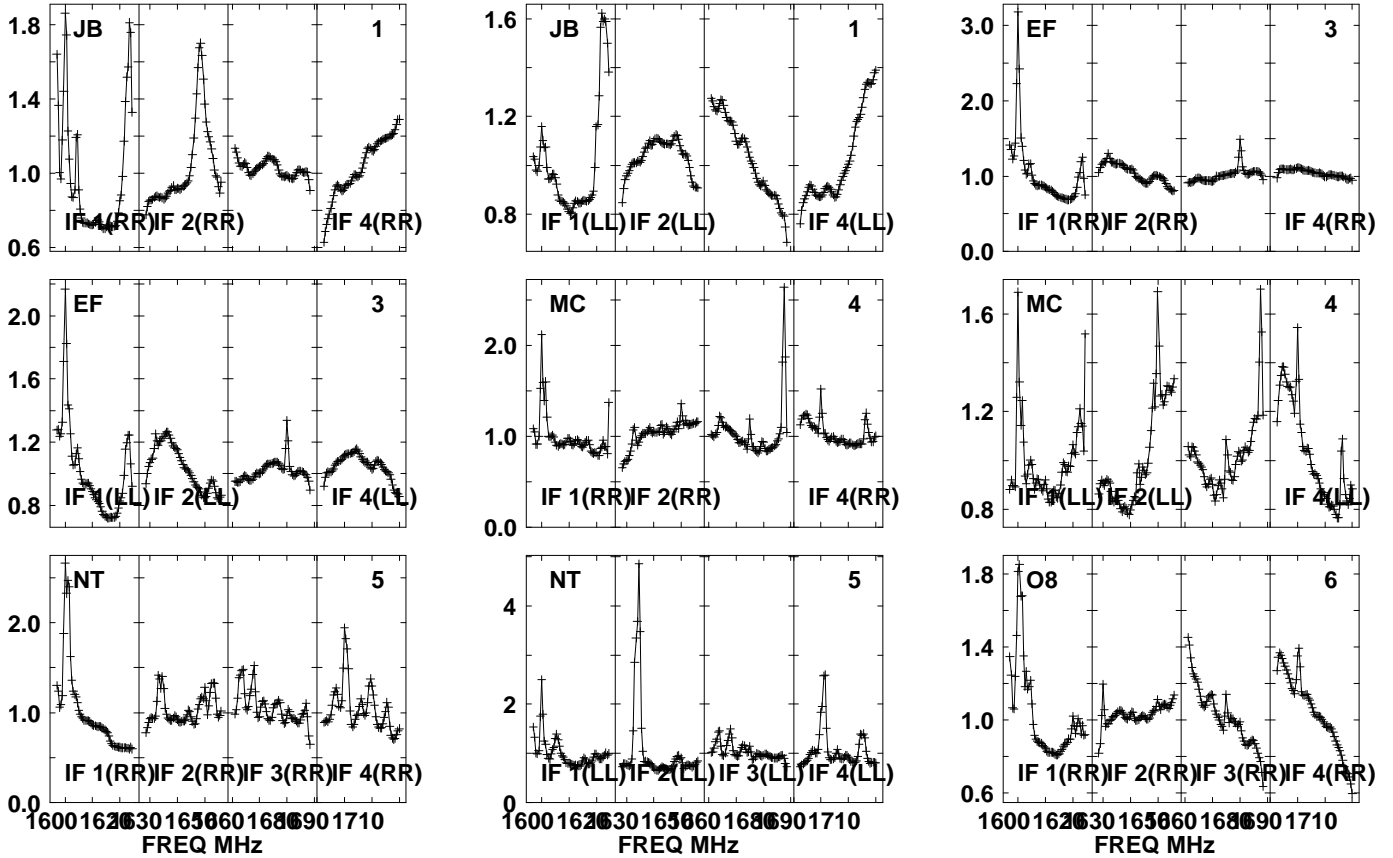


Lower frame: Real Jy
Auto-corr total-power spectrum Antenna: *
Timerange: 00/13:05:41 to 00/13:20:09

Plot file version 13 created 19-JAN-2023 14:13:07

UGC1837 EV024F 2.UVDATA.1

Freq = 1.5950 GHz, Bw = 32.000 MH No calibration applied and no bandpass applied



Lower frame: Real Jy

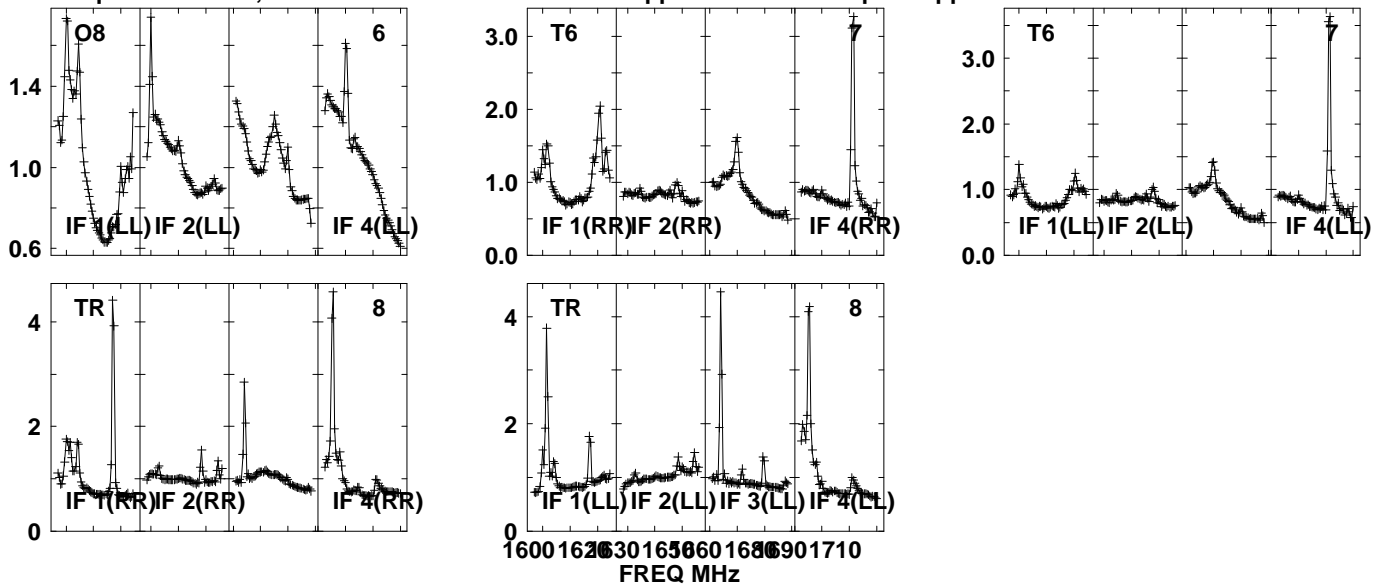
Auto-corr total-power spectrum Antenna: *

Timerange: 00/13:20:41 to 00/13:35:09

Plot file version 14 created 19-JAN-2023 14:13:08

UGC1837 EV024F 2.UVDATA.1

Freq = 1.5950 GHz, Bw = 32.000 MH No calibration applied and no bandpass applied

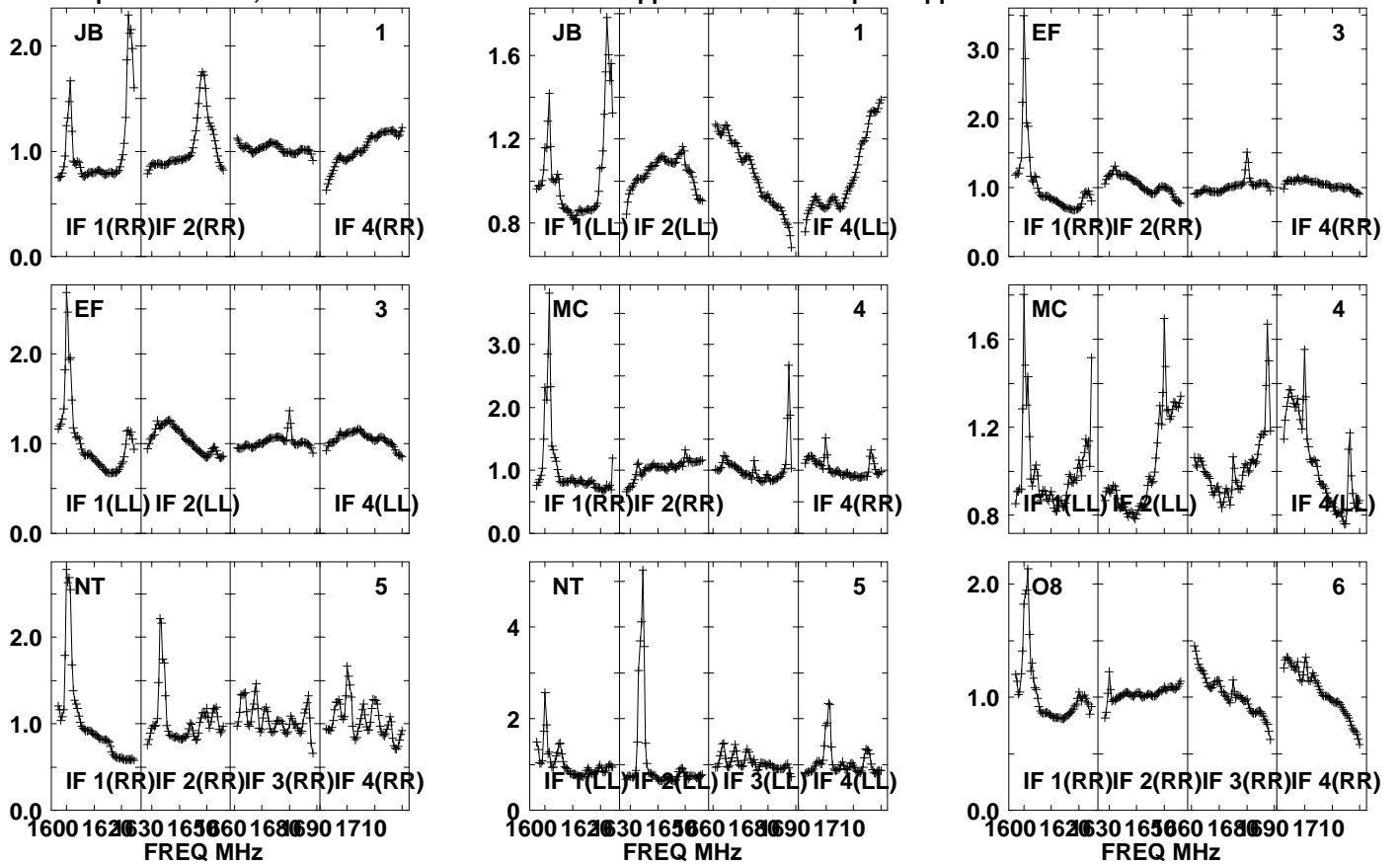


Lower frame: Real Jy
Auto-corr total-power spectrum Antenna: *
Timerange: 00/13:20:41 to 00/13:35:09

Plot file version 15 created 19-JAN-2023 14:13:08

UGC1837 EV024F 2.UVDATA.1

Freq = 1.5950 GHz, Bw = 32.000 MH No calibration applied and no bandpass applied



Lower frame: Real Jy

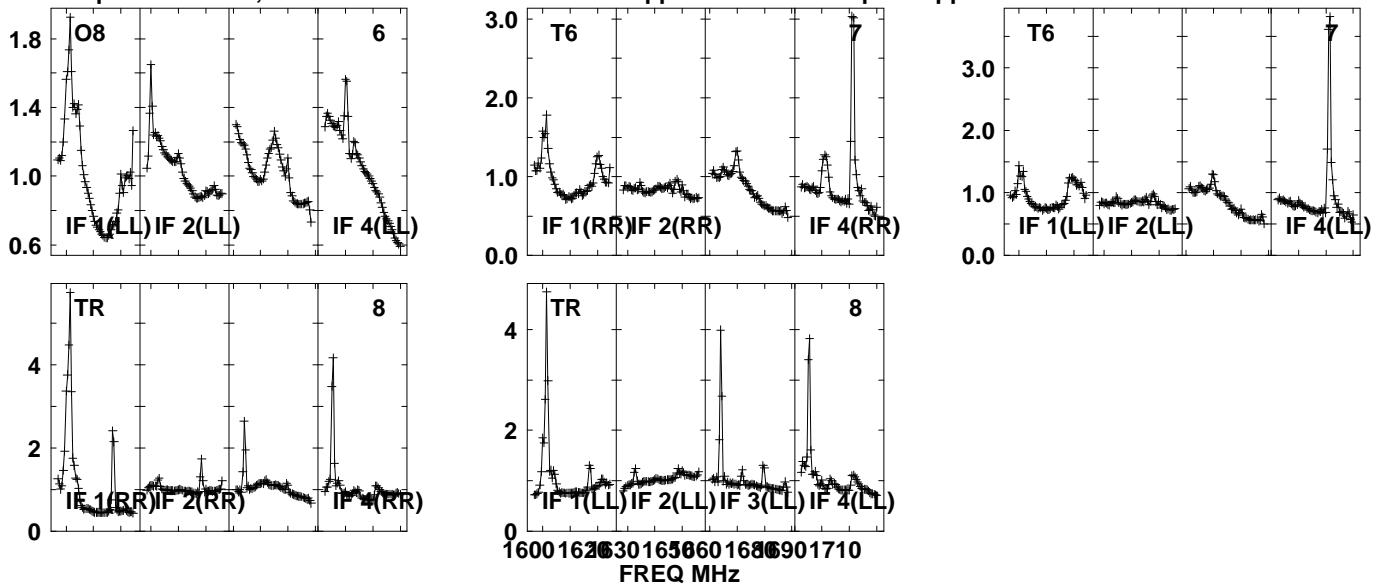
Auto-corr total-power spectrum Antenna: *

Timerange: 00/13:35:41 to 00/13:50:09

Plot file version 16 created 19-JAN-2023 14:13:08

UGC1837 EV024F 2.UVDATA.1

Freq = 1.5950 GHz, Bw = 32.000 MH No calibration applied and no bandpass applied

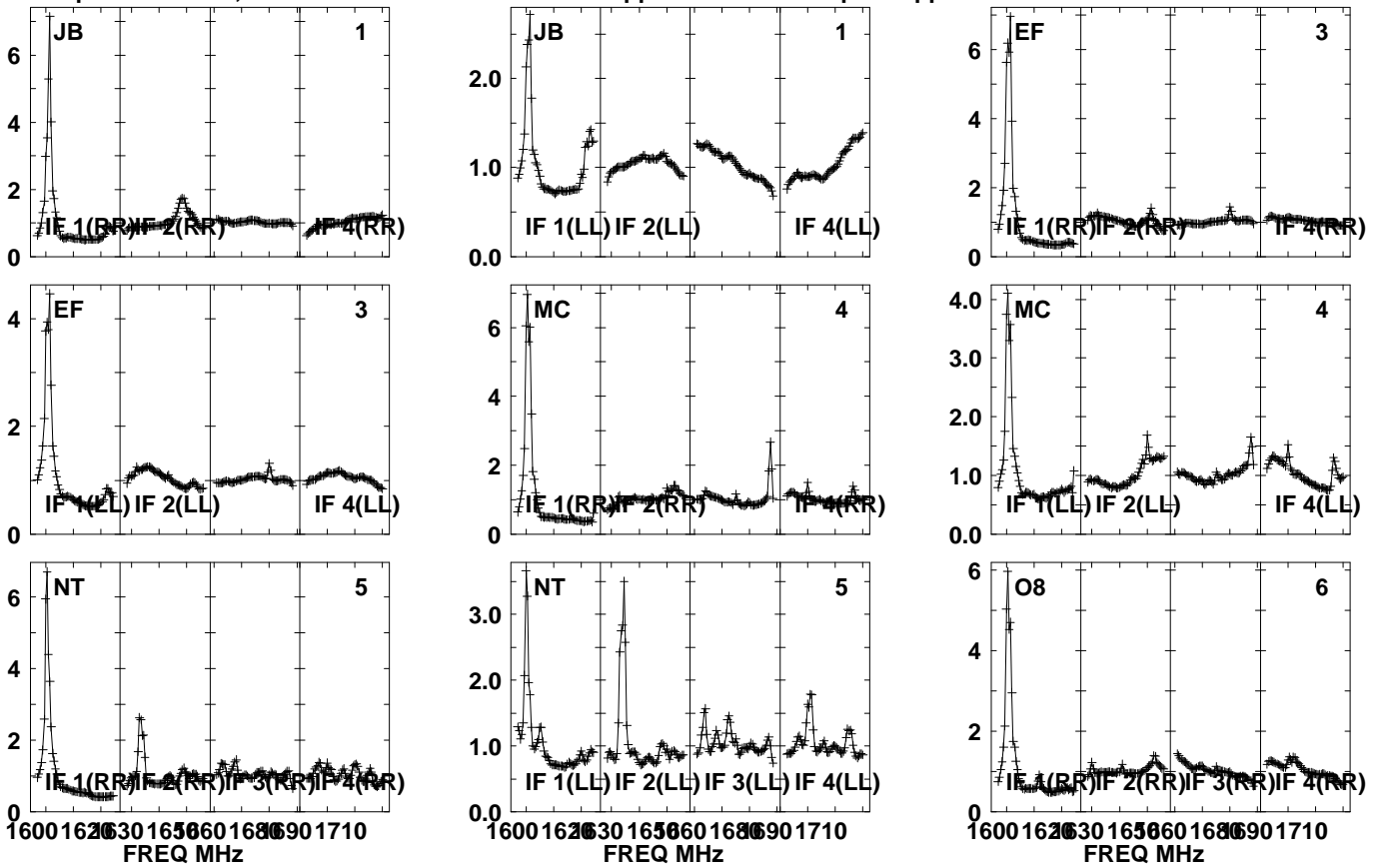


Lower frame: Real Jy
Auto-corr total-power spectrum Antenna: *
Timerange: 00/13:35:41 to 00/13:50:09

Plot file version 17 created 19-JAN-2023 14:13:08

UGC1837 EV024F 2.UVDATA.1

Freq = 1.5950 GHz, Bw = 32.000 MH No calibration applied and no bandpass applied

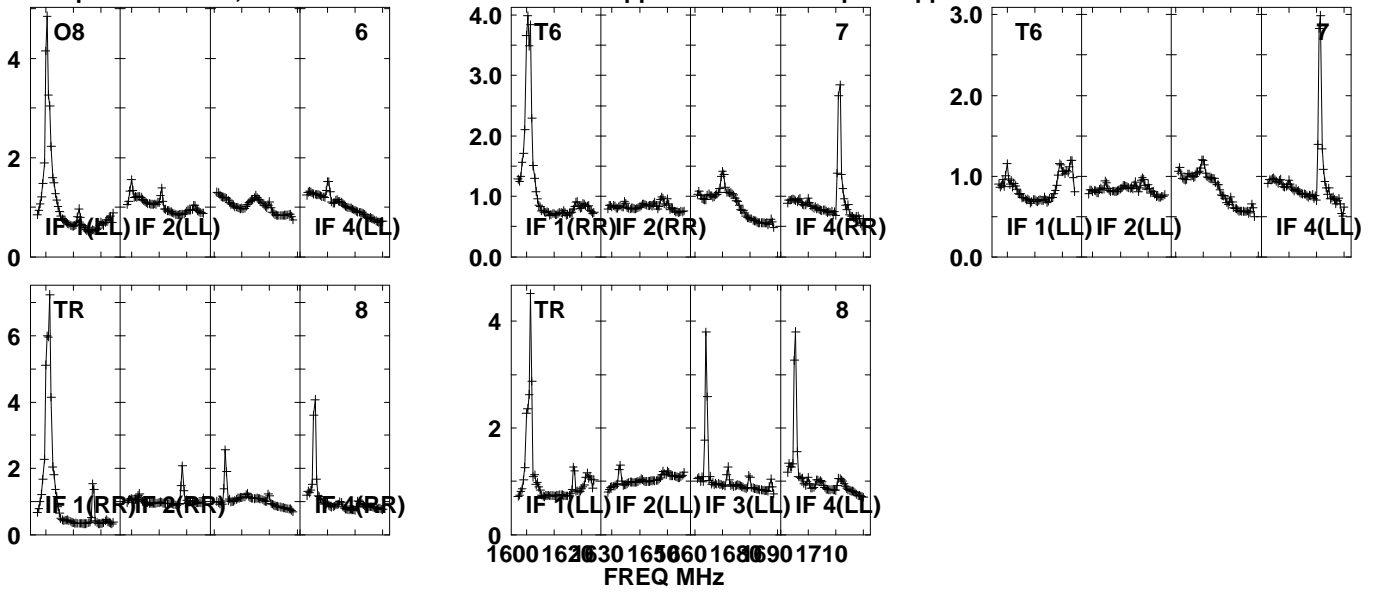


Lower frame: Real Jy
Auto-corr total-power spectrum Antenna: *
Timerange: 00/13:50:41 to 00/14:05:09

Plot file version 18 created 19-JAN-2023 14:13:09

UGC1837 EV024F 2.UVDATA.1

Freq = 1.5950 GHz, Bw = 32.000 MH No calibration applied and no bandpass applied

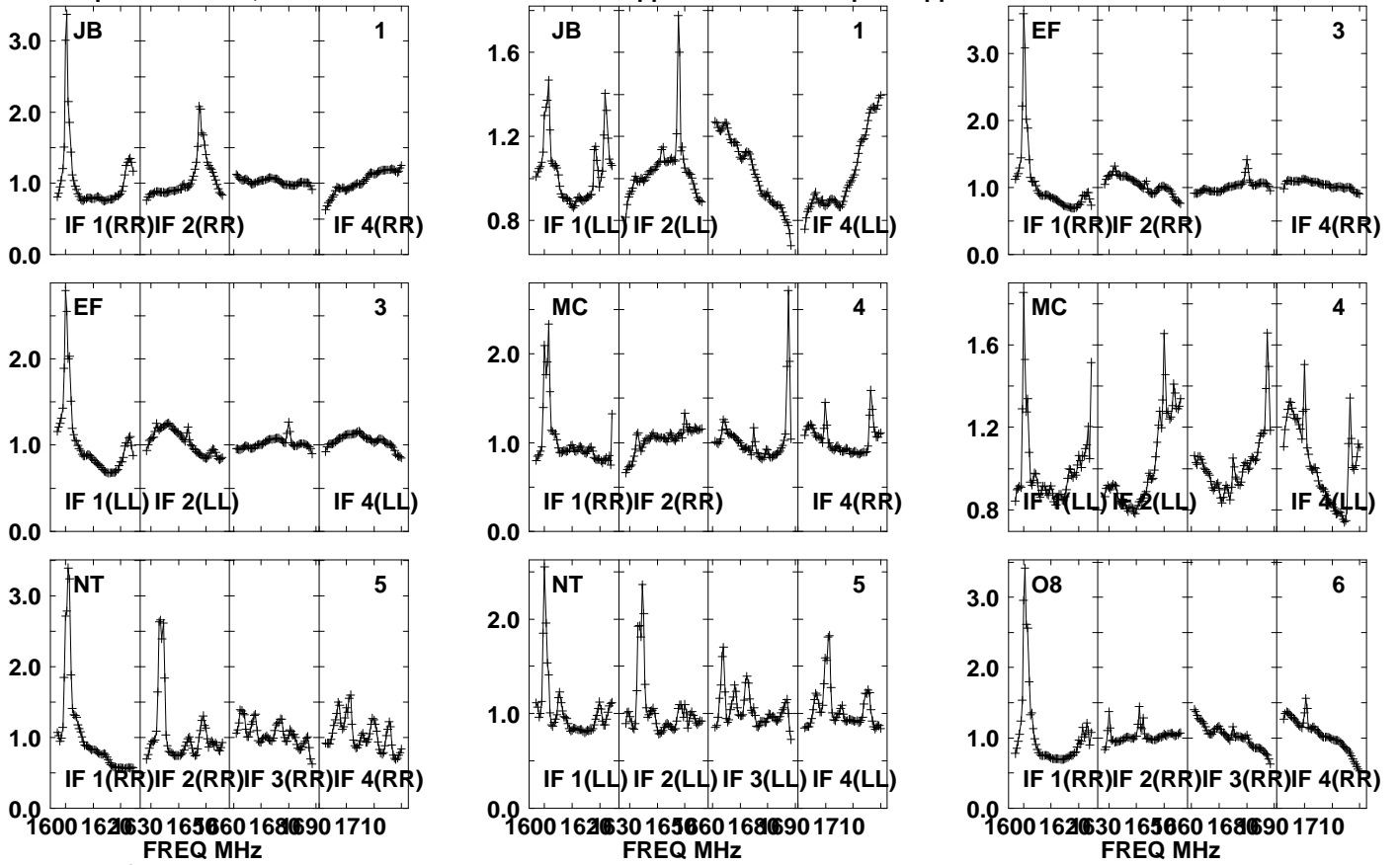


Lower frame: Real Jy
Auto-corr total-power spectrum Antenna: *
Timerange: 00/13:50:41 to 00/14:05:09

Plot file version 19 created 19-JAN-2023 14:13:09

UGC1837 EV024F 2.UVDATA.1

Freq = 1.5950 GHz, Bw = 32.000 MH No calibration applied and no bandpass applied



Lower frame: Real Jy

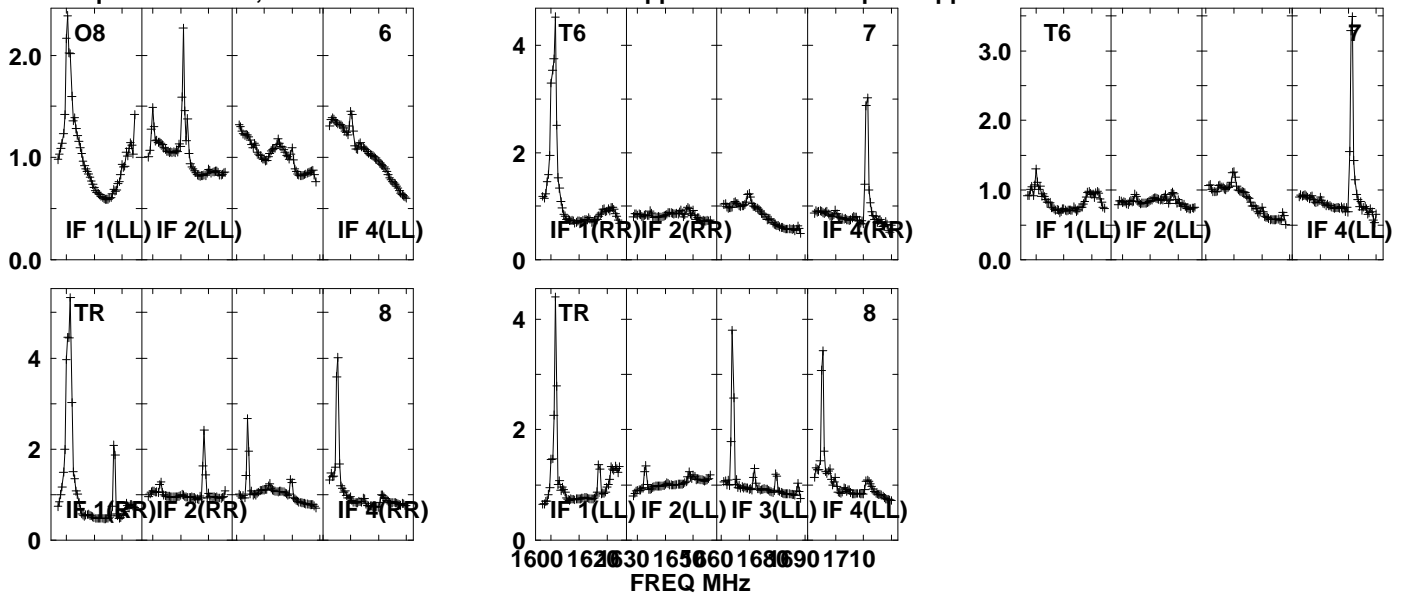
Auto-corr total-power spectrum Antenna: *

Timerange: 00/14:05:41 to 00/14:20:09

Plot file version 20 created 19-JAN-2023 14:13:09

UGC1837 EV024F 2.UVDATA.1

Freq = 1.5950 GHz, Bw = 32.000 MH No calibration applied and no bandpass applied



Lower frame: Real Jy

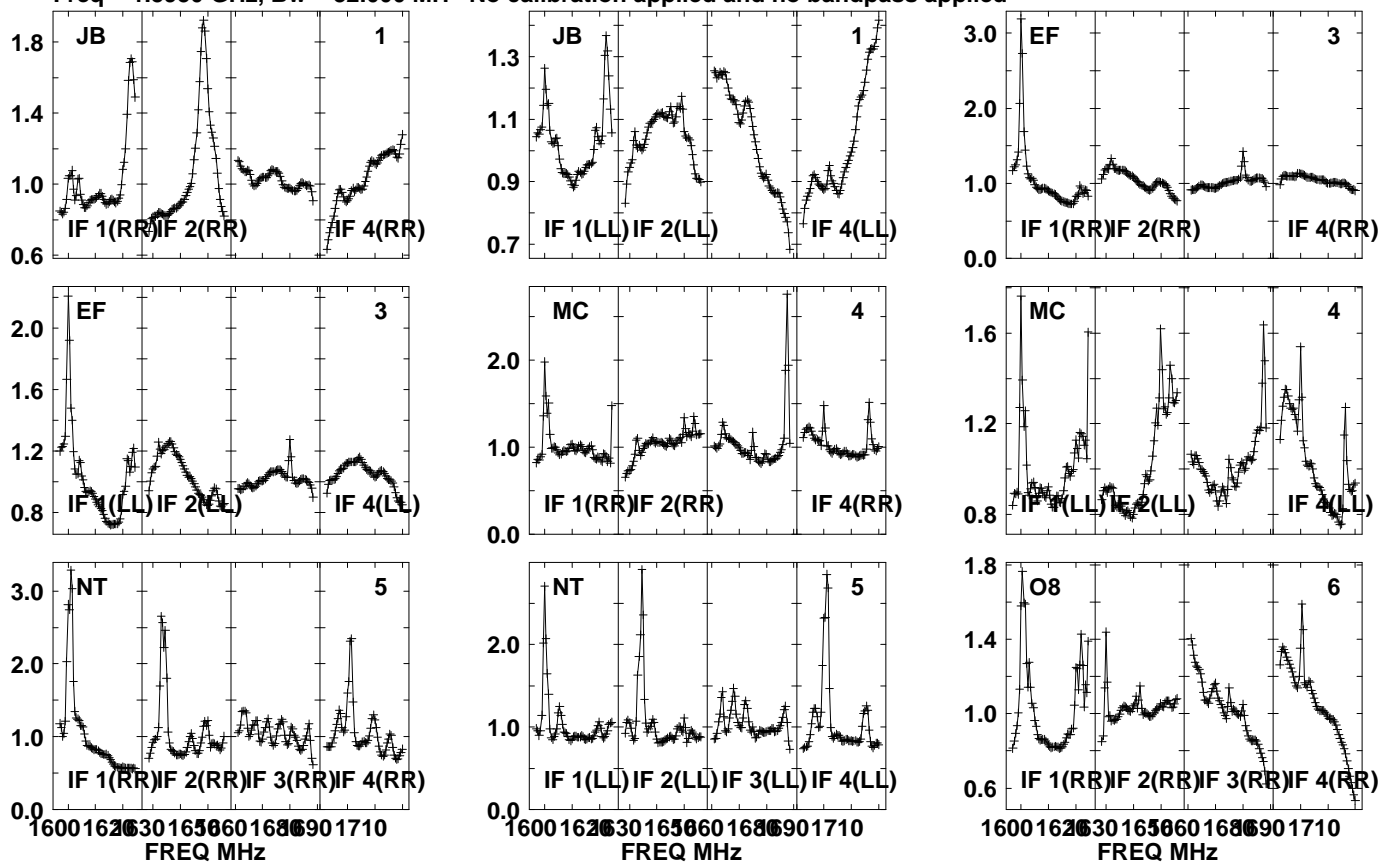
Auto-corr total-power spectrum Antenna: *

Timerange: 00/14:05:41 to 00/14:20:09

Plot file version 21 created 19-JAN-2023 14:13:10

UGC1837 EV024F 2.UVDATA.1

Freq = 1.5950 GHz, Bw = 32.000 MH No calibration applied and no bandpass applied

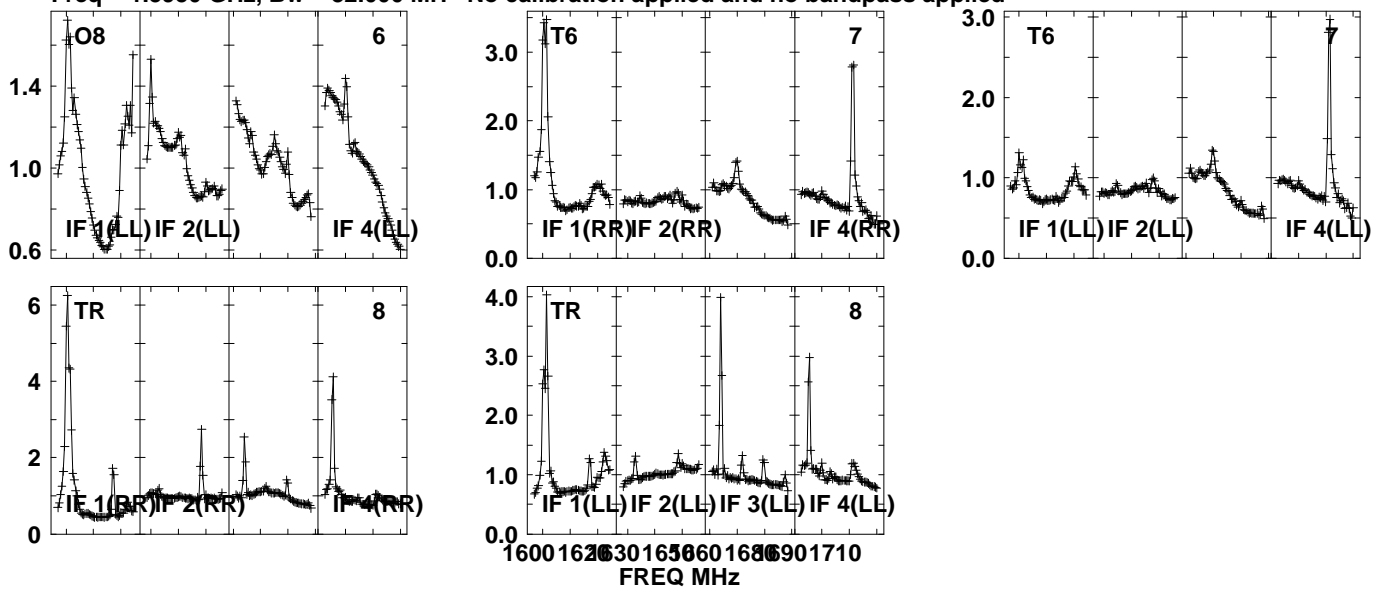


Lower frame: Real Jy
Auto-corr total-power spectrum Antenna: *
Timerange: 00/14:20:41 to 00/14:35:09

Plot file version 22 created 19-JAN-2023 14:13:12

UGC1837 EV024F 2.UVDATA.1

Freq = 1.5950 GHz, Bw = 32.000 MH No calibration applied and no bandpass applied

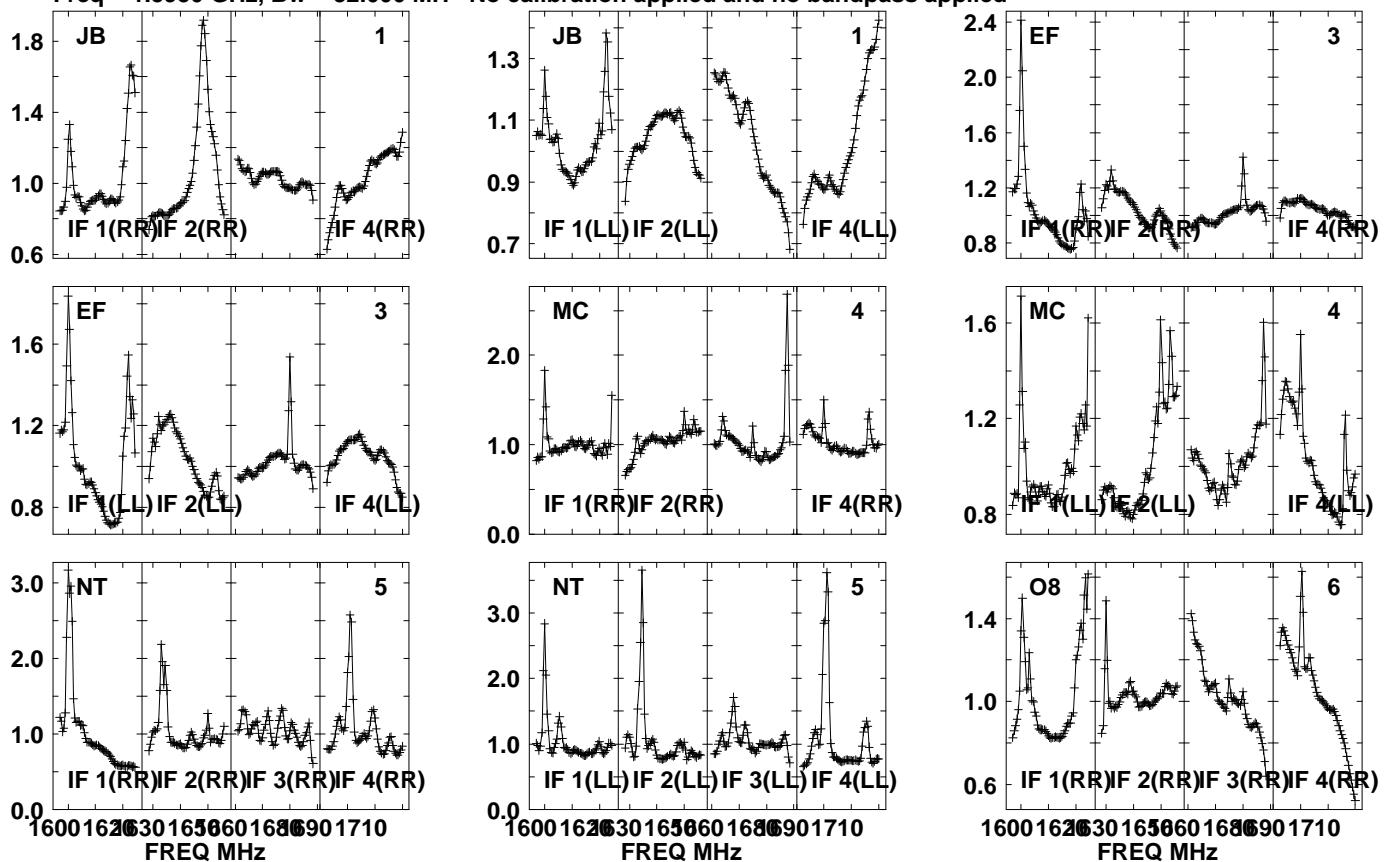


Lower frame: Real Jy
Auto-corr total-power spectrum Antenna: *
Timerange: 00/14:20:41 to 00/14:35:09

Plot file version 23 created 19-JAN-2023 14:13:13

UGC1837 EV024F 2.UVDATA.1

Freq = 1.5950 GHz, Bw = 32.000 MH No calibration applied and no bandpass applied

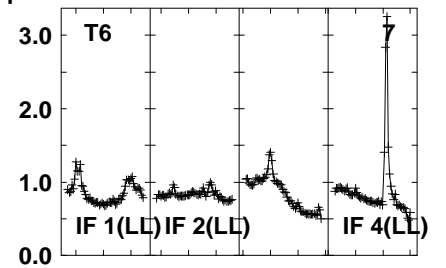
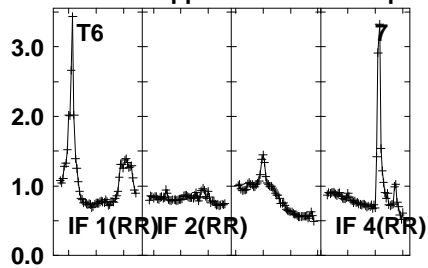
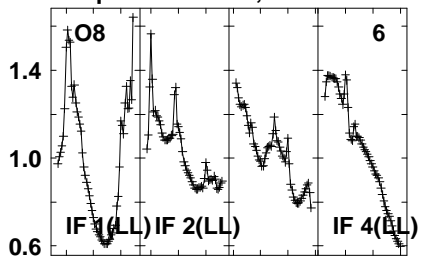


Lower frame: Real Jy
Auto-corr total-power spectrum Antenna: *
Timerange: 00/14:35:41 to 00/14:50:09

Plot file version 24 created 19-JAN-2023 14:13:15

UGC1837 EV024F 2.UVDATA.1

Freq = 1.5950 GHz, Bw = 32.000 MH No calibration applied and no bandpass applied

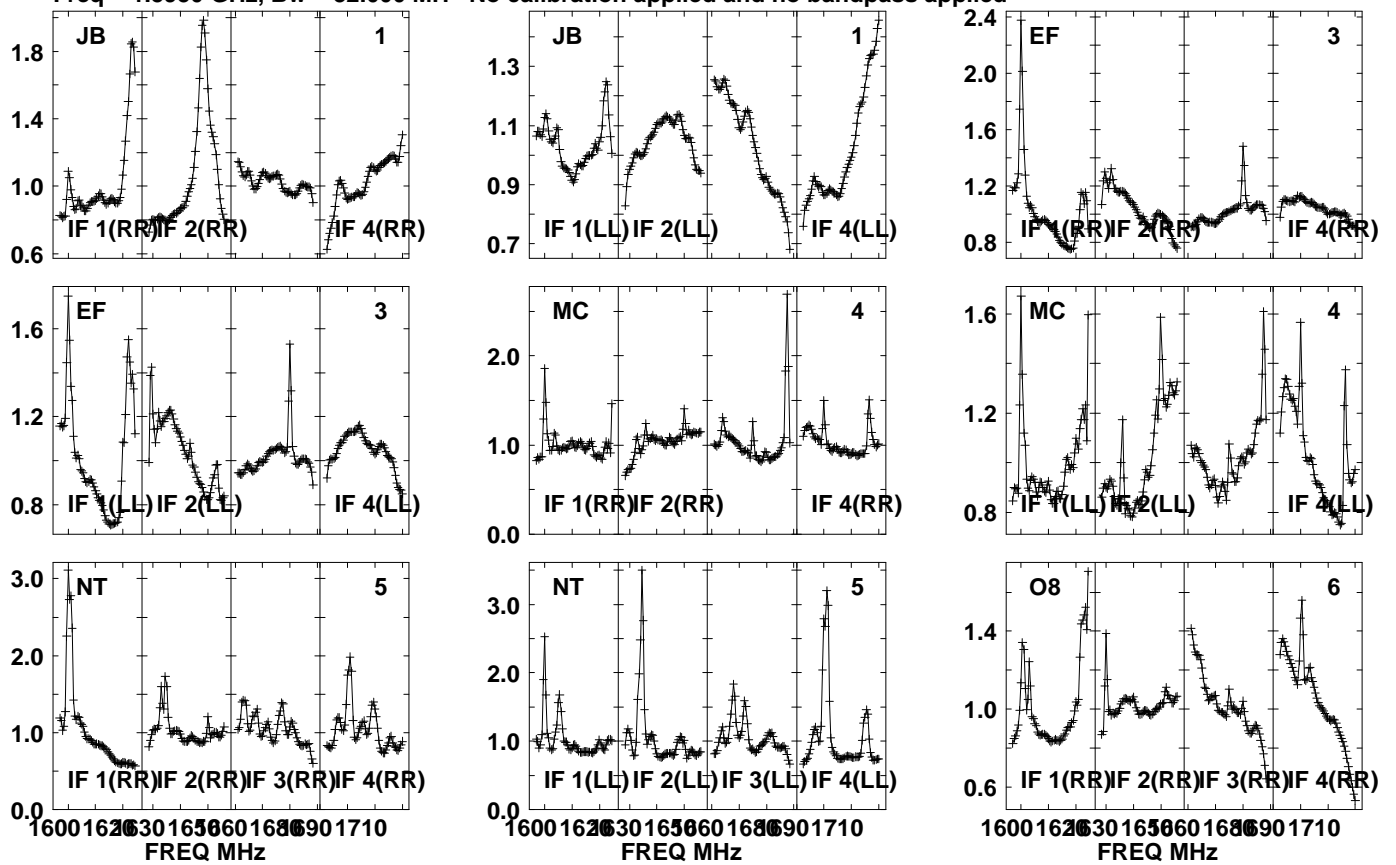


Lower frame: Real Jy
Auto-corr total-power spectrum Antenna: *
Timerange: 00/14:35:41 to 00/14:50:09

Plot file version 25 created 19-JAN-2023 14:13:15

UGC1837 EV024F 2.UVDATA.1

Freq = 1.5950 GHz, Bw = 32.000 MH No calibration applied and no bandpass applied

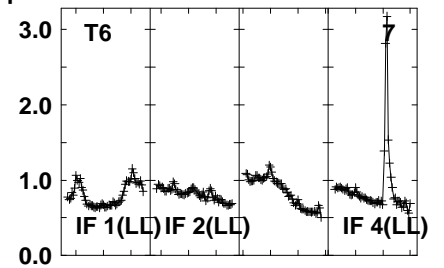
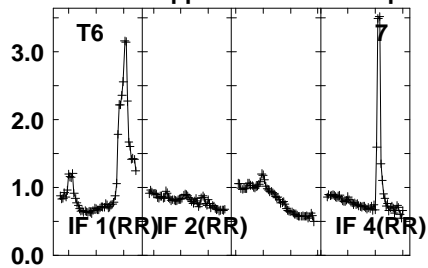
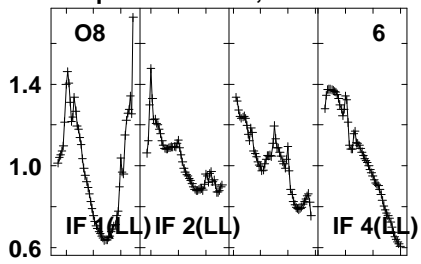


Lower frame: Real Jy
Auto-corr total-power spectrum Antenna: *
Timerange: 00/14:50:41 to 00/15:05:09

Plot file version 26 created 19-JAN-2023 14:13:15

UGC1837 EV024F 2.UVDATA.1

Freq = 1.5950 GHz, Bw = 32.000 MH No calibration applied and no bandpass applied

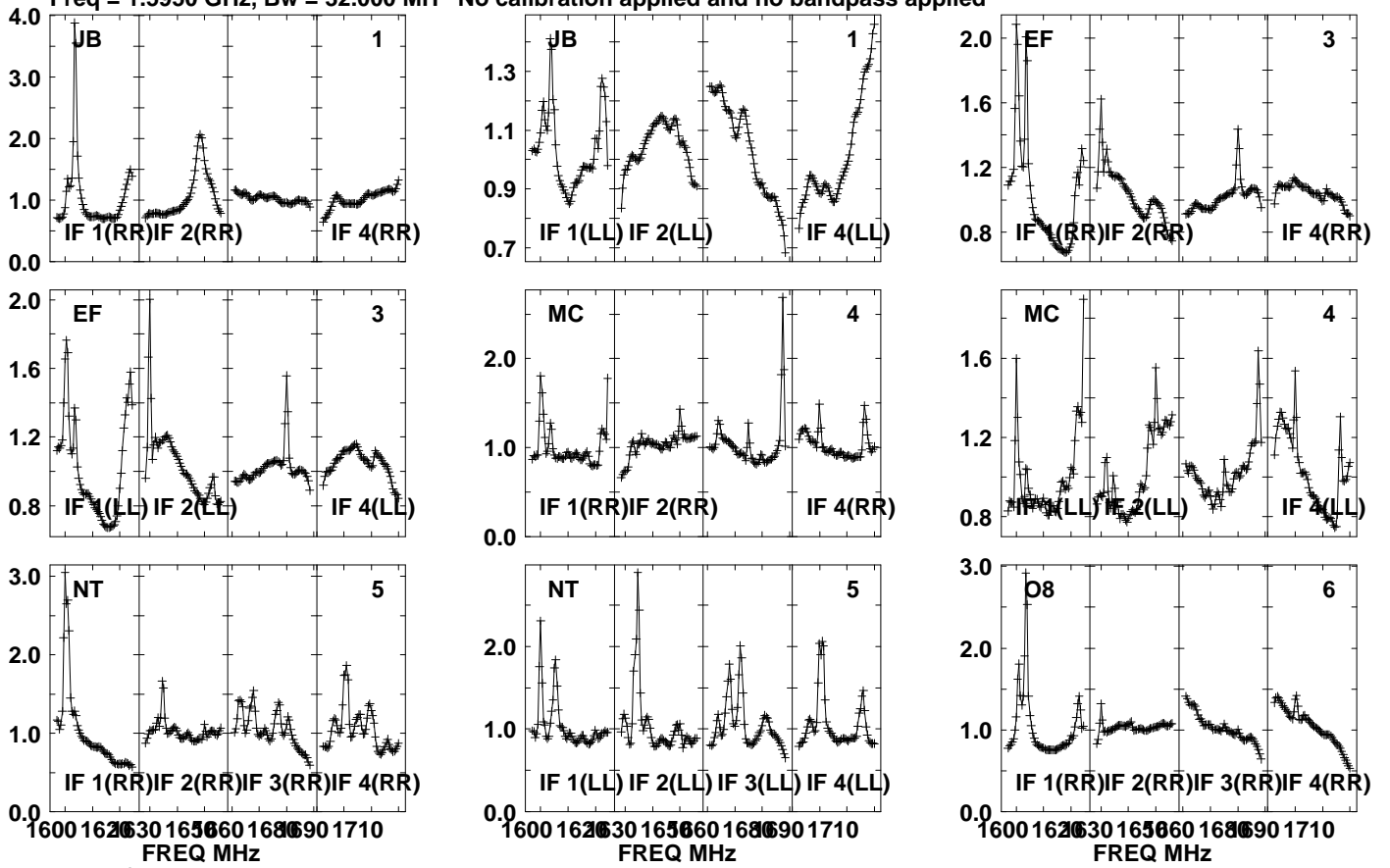


Lower frame: Real Jy
Auto-corr total-power spectrum Antenna: *
Timerange: 00/14:50:41 to 00/15:05:09

Plot file version 27 created 19-JAN-2023 14:13:15

UGC1837 EV024F 2.UVDATA.1

Freq = 1.5950 GHz, Bw = 32.000 MH No calibration applied and no bandpass applied



Lower frame: Real Jy

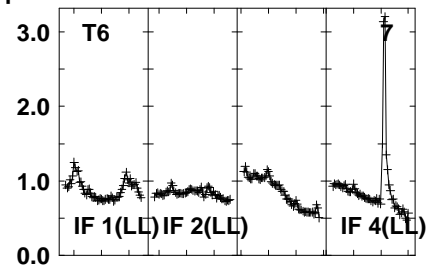
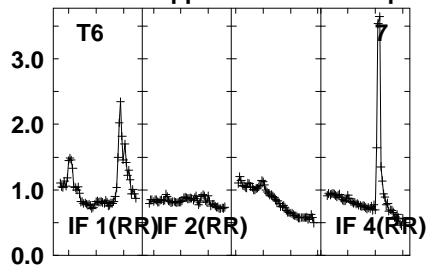
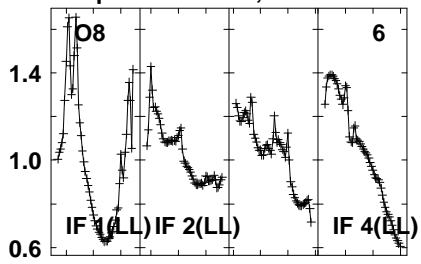
Auto-corr total-power spectrum Antenna: *

Timerange: 00/15:05:41 to 00/15:20:09

Plot file version 28 created 19-JAN-2023 14:13:16

UGC1837 EV024F 2.UVDATA.1

Freq = 1.5950 GHz, Bw = 32.000 MH No calibration applied and no bandpass applied

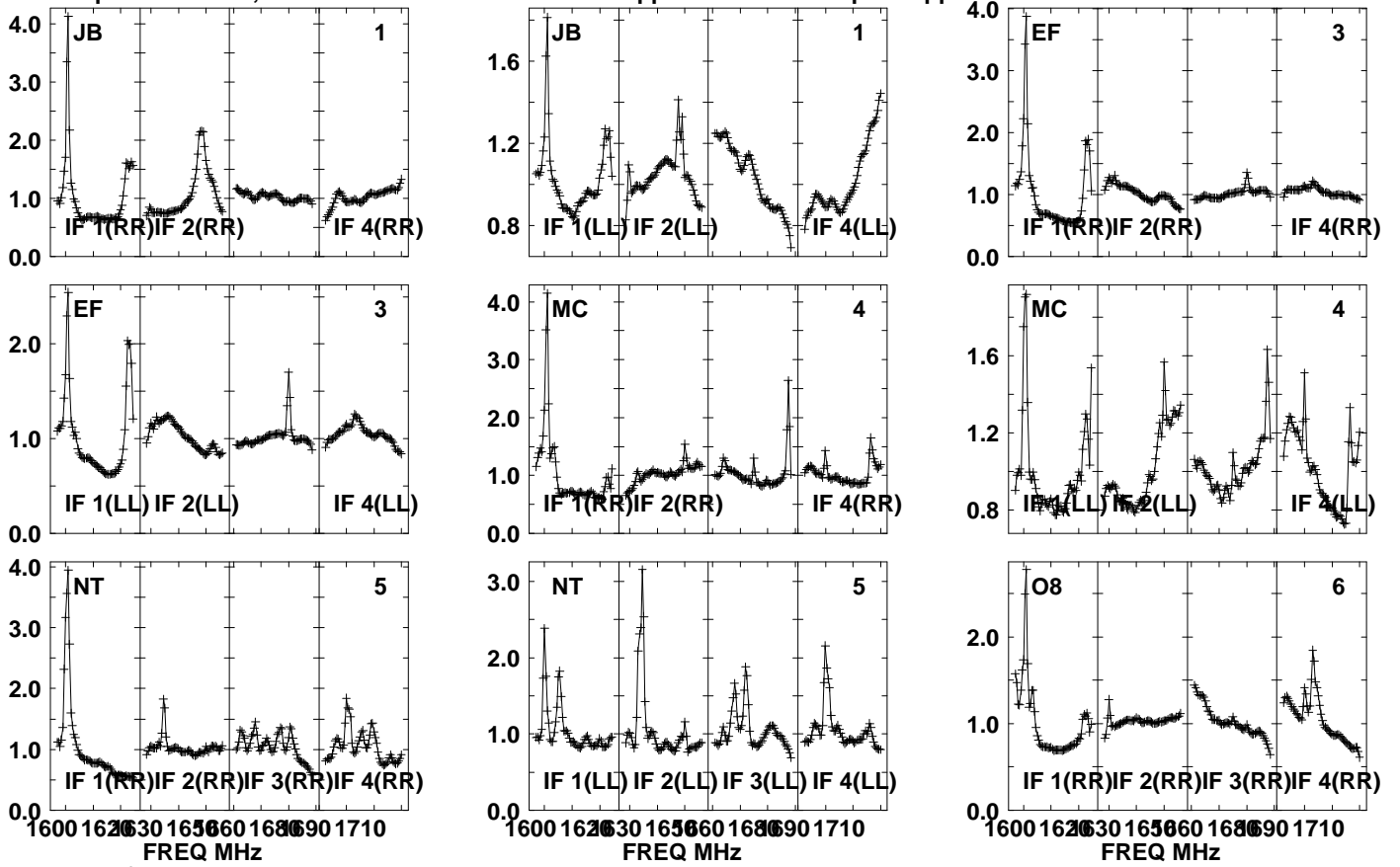


Lower frame: Real Jy
Auto-corr total-power spectrum Antenna: *
Timerange: 00/15:05:41 to 00/15:20:09

Plot file version 29 created 19-JAN-2023 14:13:16

UGC1837 EV024F 2.UVDATA.1

Freq = 1.5950 GHz, Bw = 32.000 MH No calibration applied and no bandpass applied

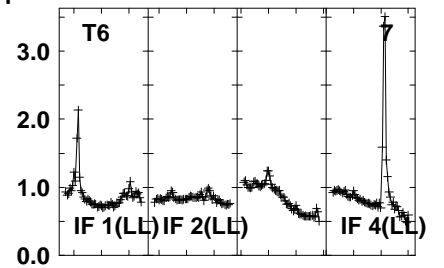
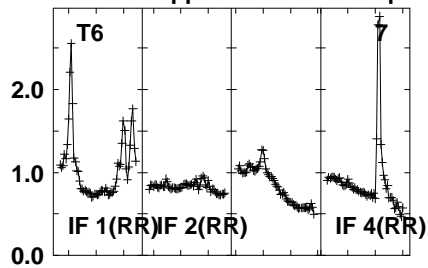
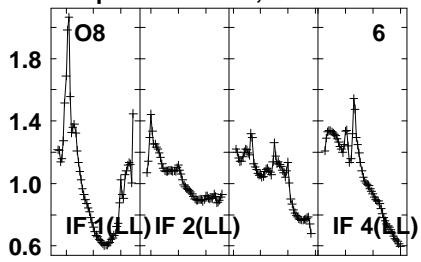


Lower frame: Real Jy
Auto-corr total-power spectrum Antenna: *
Timerange: 00/15:20:41 to 00/15:35:09

Plot file version 30 created 19-JAN-2023 14:13:16

UGC1837 EV024F 2.UVDATA.1

Freq = 1.5950 GHz, Bw = 32.000 MH No calibration applied and no bandpass applied

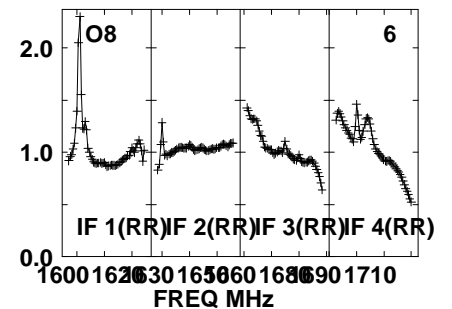
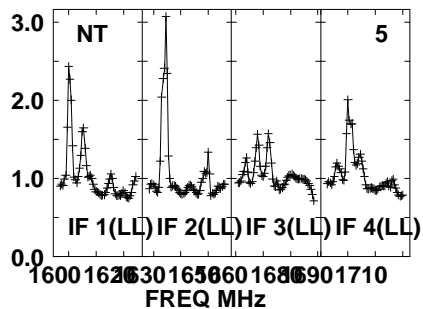
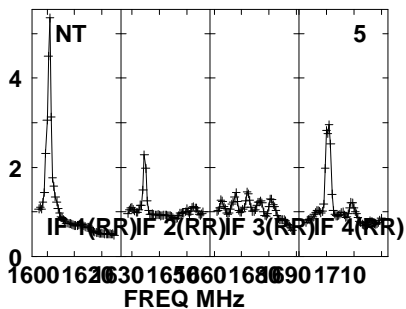
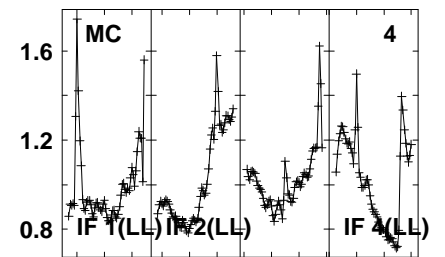
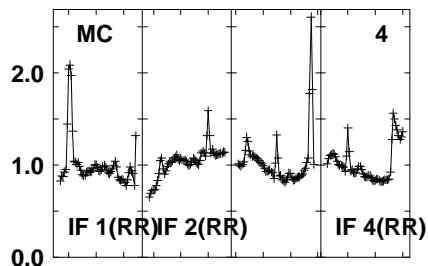
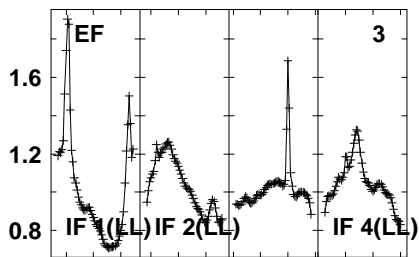
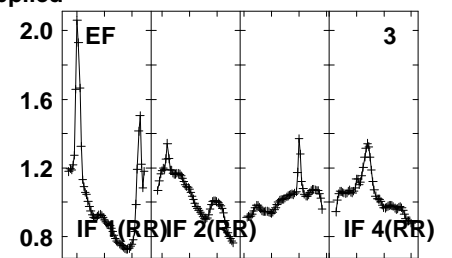
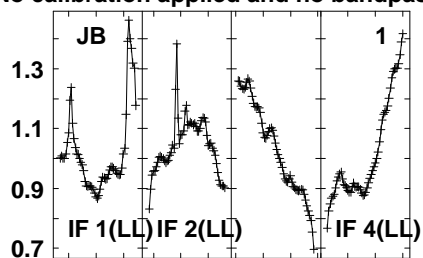
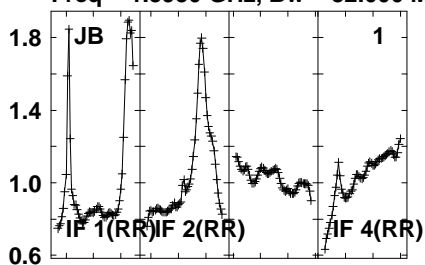


Lower frame: Real Jy
Auto-corr total-power spectrum Antenna: *
Timerange: 00/15:20:41 to 00/15:35:09

Plot file version 31 created 19-JAN-2023 14:13:16

UGC1837 EV024F 2.UVDATA.1

Freq = 1.5950 GHz, Bw = 32.000 MH No calibration applied and no bandpass applied

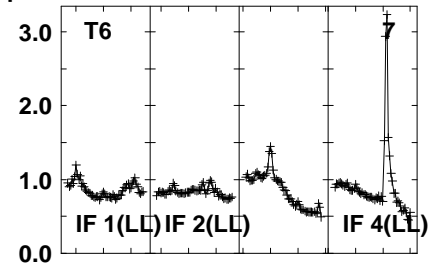
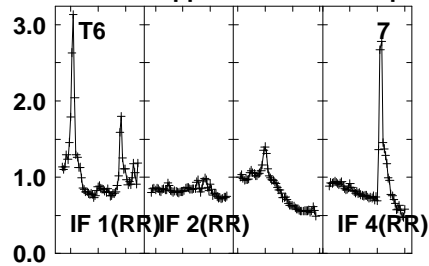
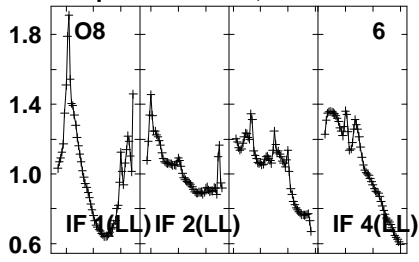


Lower frame: Real Jy
Auto-corr total-power spectrum Antenna: *
Timerange: 00/15:35:41 to 00/15:50:09

Plot file version 32 created 19-JAN-2023 14:13:17

UGC1837 EV024F 2.UVDATA.1

Freq = 1.5950 GHz, Bw = 32.000 MH No calibration applied and no bandpass applied

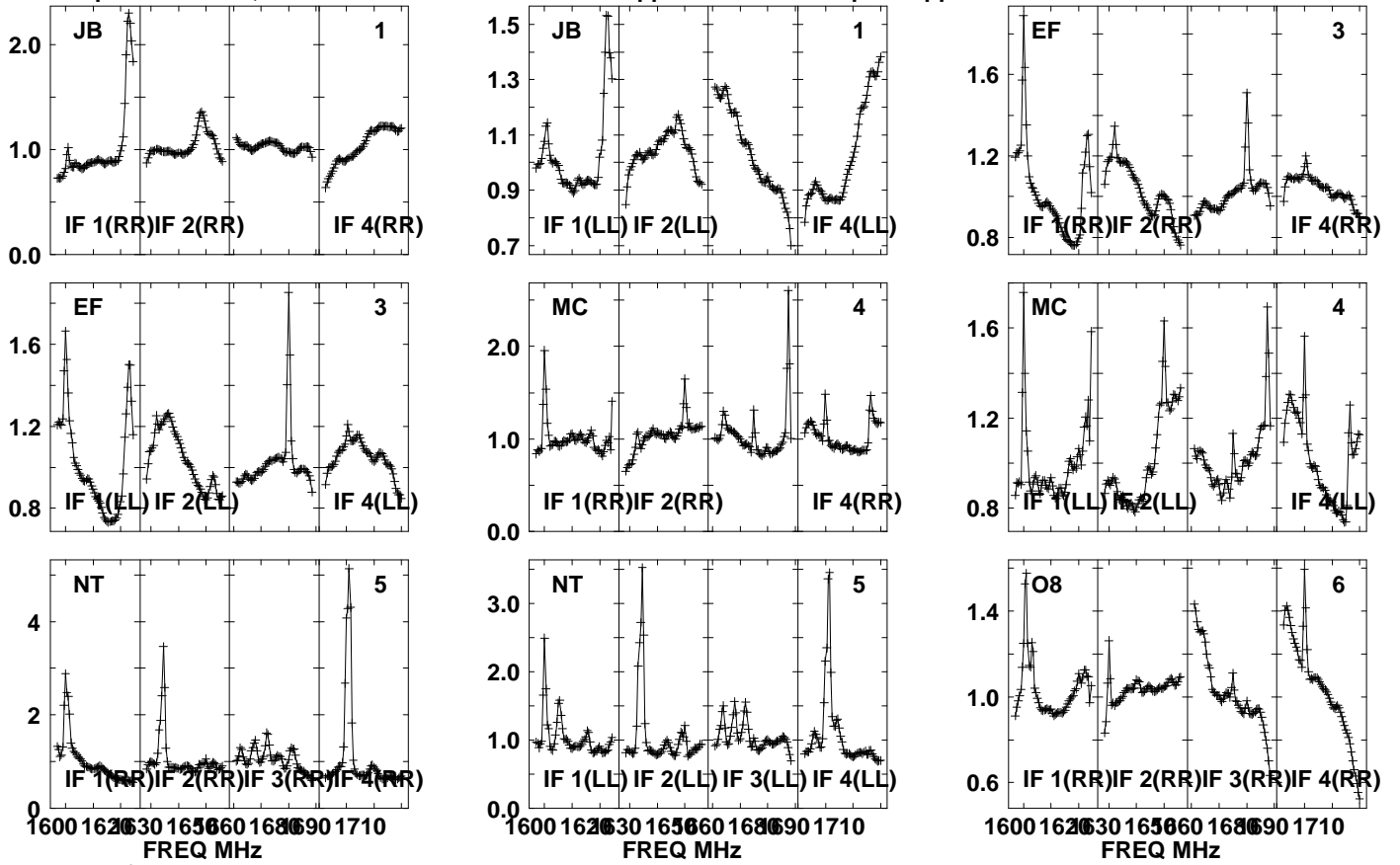


Lower frame: Real Jy
Auto-corr total-power spectrum Antenna: *
Timerange: 00/15:35:41 to 00/15:50:09

Plot file version 33 created 19-JAN-2023 14:13:17

UGC1837 EV024F 2.UVDATA.1

Freq = 1.5950 GHz, Bw = 32.000 MH No calibration applied and no bandpass applied

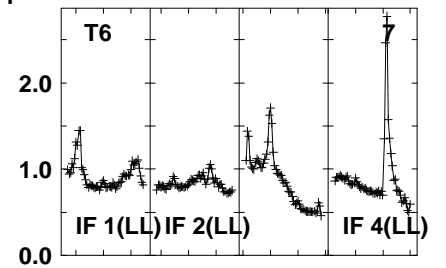
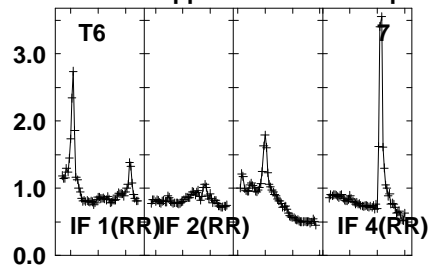
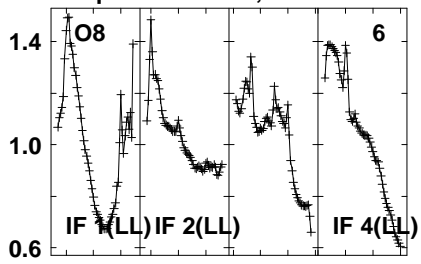


Lower frame: Real Jy
Auto-corr total-power spectrum Antenna: *
Timerange: 00/15:50:41 to 00/16:05:09

Plot file version 34 created 19-JAN-2023 14:13:17

UGC1837 EV024F 2.UVDATA.1

Freq = 1.5950 GHz, Bw = 32.000 MH No calibration applied and no bandpass applied

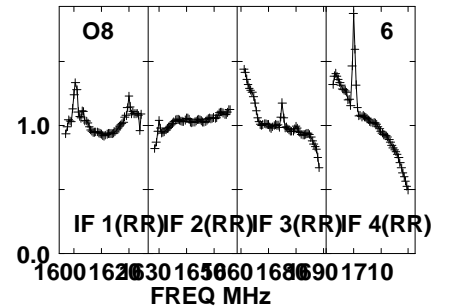
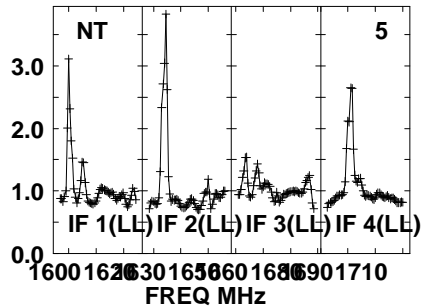
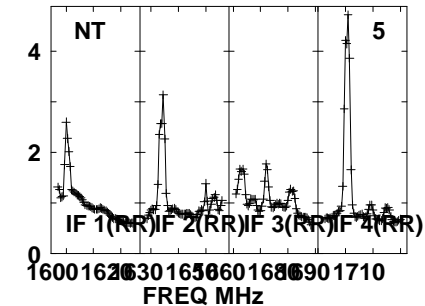
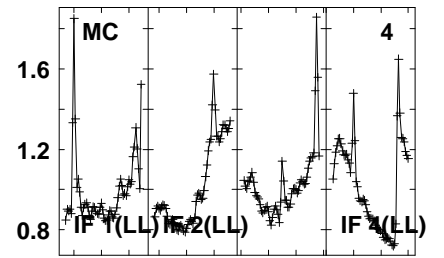
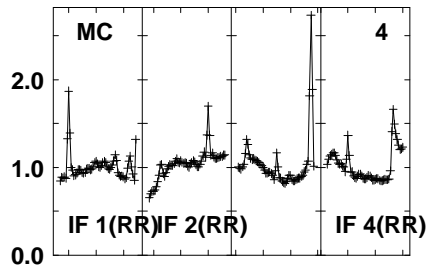
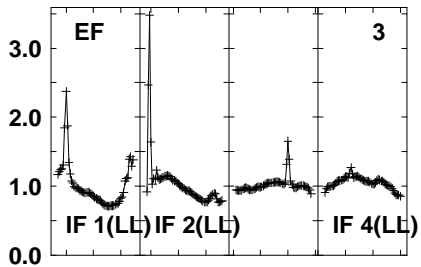
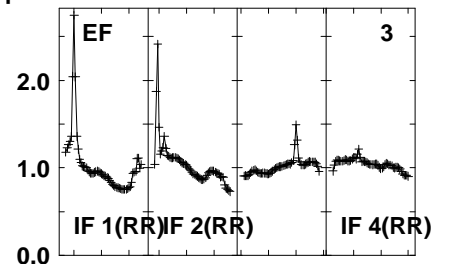
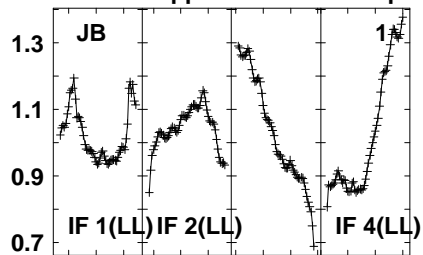
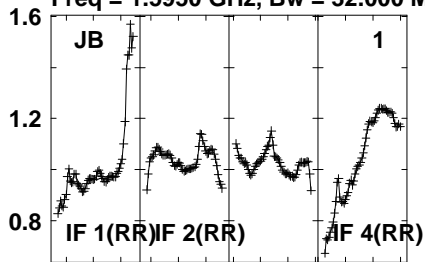


Lower frame: Real Jy
Auto-corr total-power spectrum Antenna: *
Timerange: 00/15:50:41 to 00/16:05:09

Plot file version 35 created 19-JAN-2023 14:13:17

0133+476 EV024F 2.UVDATA.1

Freq = 1.5950 GHz, Bw = 32.000 MH No calibration applied and no bandpass applied

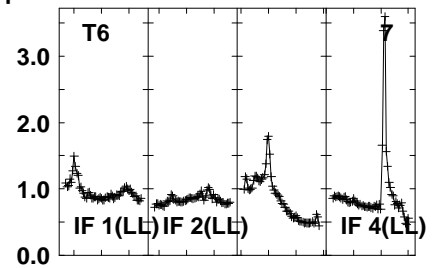
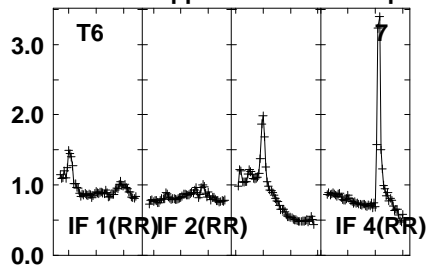
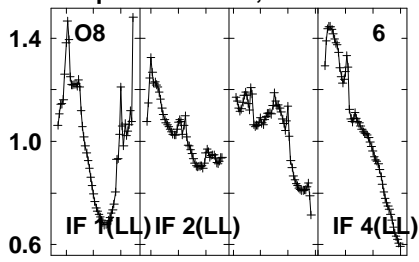


Lower frame: Real Jy
Auto-corr total-power spectrum Antenna: *
Timerange: 00/16:10:11 to 00/16:15:09

Plot file version 36 created 19-JAN-2023 14:13:18

0133+476 EV024F 2.UVDATA.1

Freq = 1.5950 GHz, Bw = 32.000 MH No calibration applied and no bandpass applied

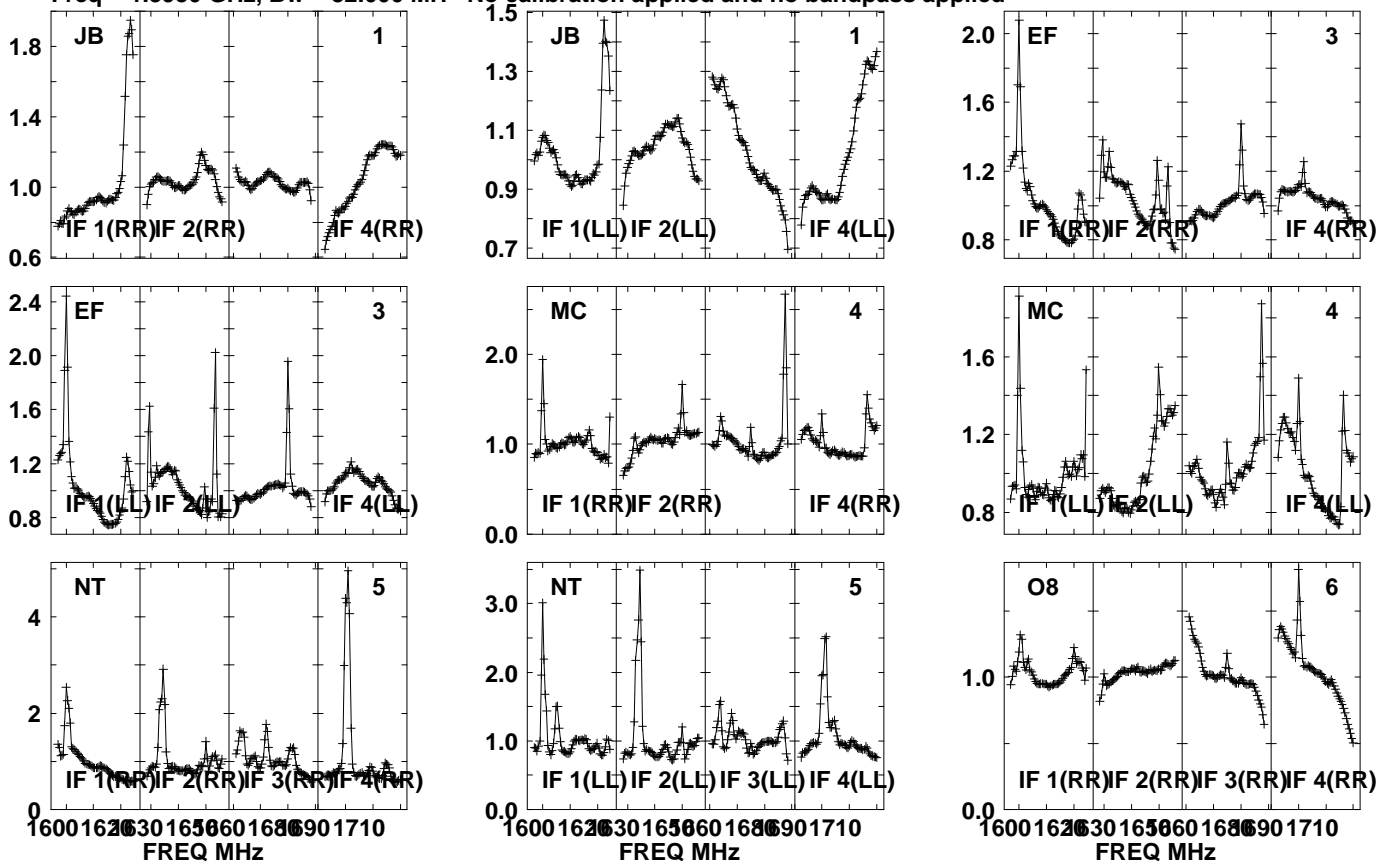


Lower frame: Real Jy
Auto-corr total-power spectrum Antenna: *
Timerange: 00/16:10:11 to 00/16:15:09

Plot file version 37 created 19-JAN-2023 14:13:19

UGC1837 EV024F 2.UVDATA.1

Freq = 1.5950 GHz, Bw = 32.000 MH No calibration applied and no bandpass applied

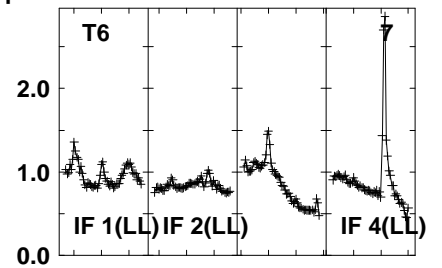
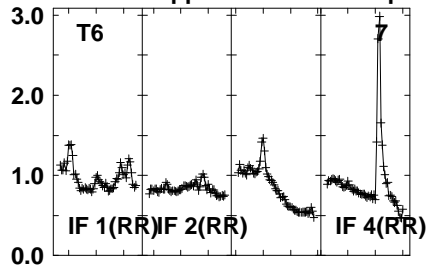
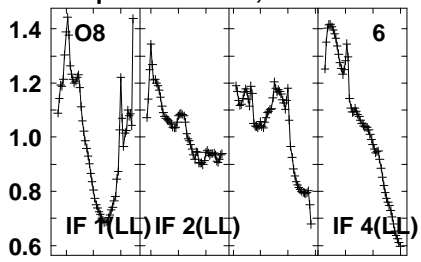


Lower frame: Real Jy
Auto-corr total-power spectrum Antenna: *
Timerange: 00/16:16:21 to 00/16:30:19

Plot file version 38 created 19-JAN-2023 14:13:19

UGC1837 EV024F 2.UVDATA.1

Freq = 1.5950 GHz, Bw = 32.000 MH No calibration applied and no bandpass applied

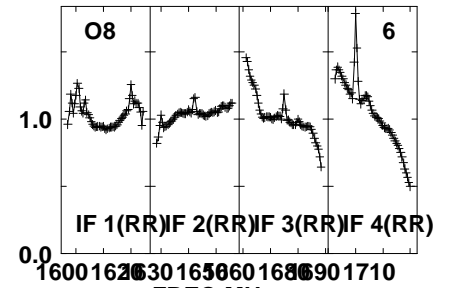
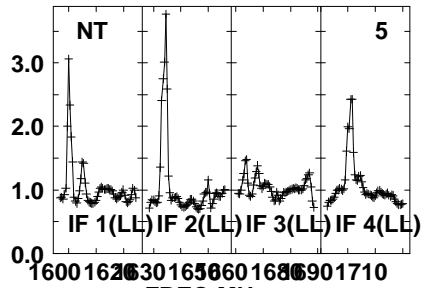
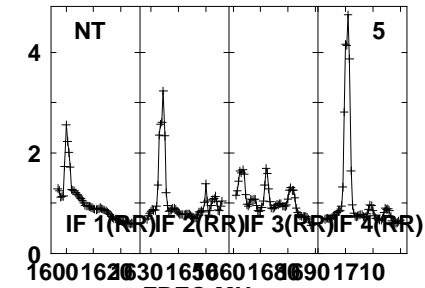
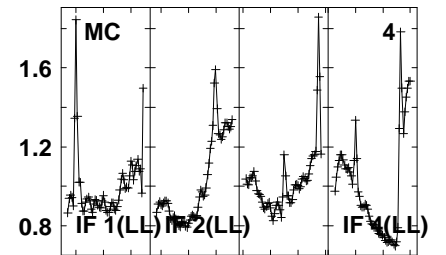
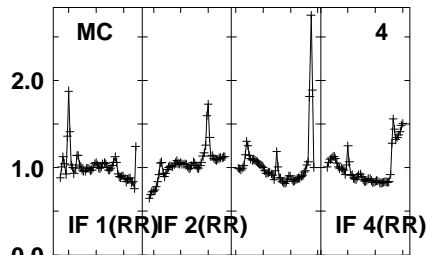
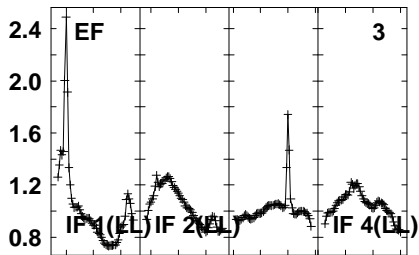
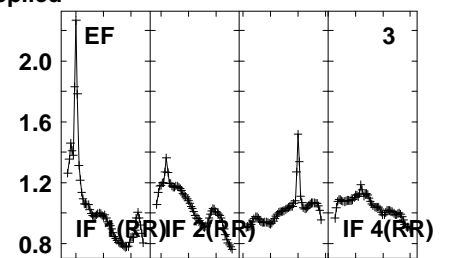
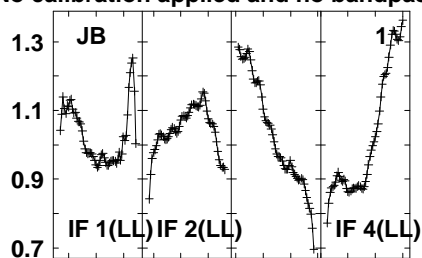
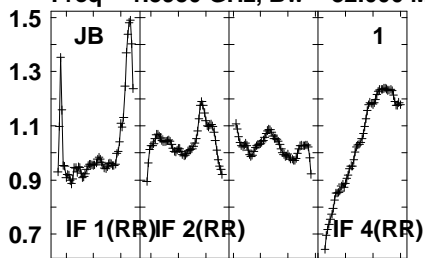


Lower frame: Real Jy
Auto-corr total-power spectrum Antenna: *
Timerange: 00/16:16:21 to 00/16:30:19

Plot file version 39 created 19-JAN-2023 14:13:19

UGC1837 EV024F 2.UVDATA.1

Freq = 1.5950 GHz, Bw = 32.000 MH No calibration applied and no bandpass applied

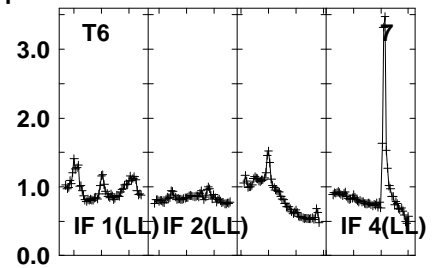
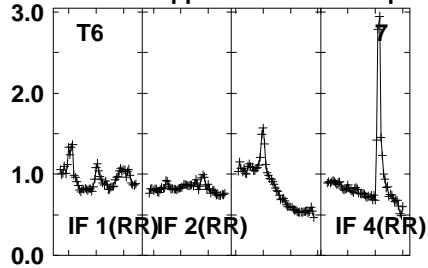
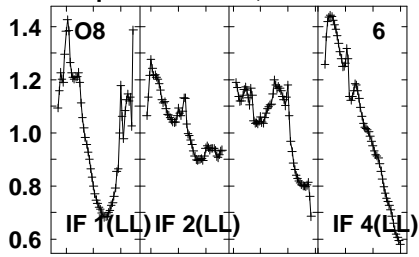


Lower frame: Real Jy
Auto-corr total-power spectrum Antenna: *
Timerange: 00/16:30:51 to 00/16:45:19

Plot file version 40 created 19-JAN-2023 14:13:20

UGC1837 EV024F 2.UVDATA.1

Freq = 1.5950 GHz, Bw = 32.000 MH No calibration applied and no bandpass applied

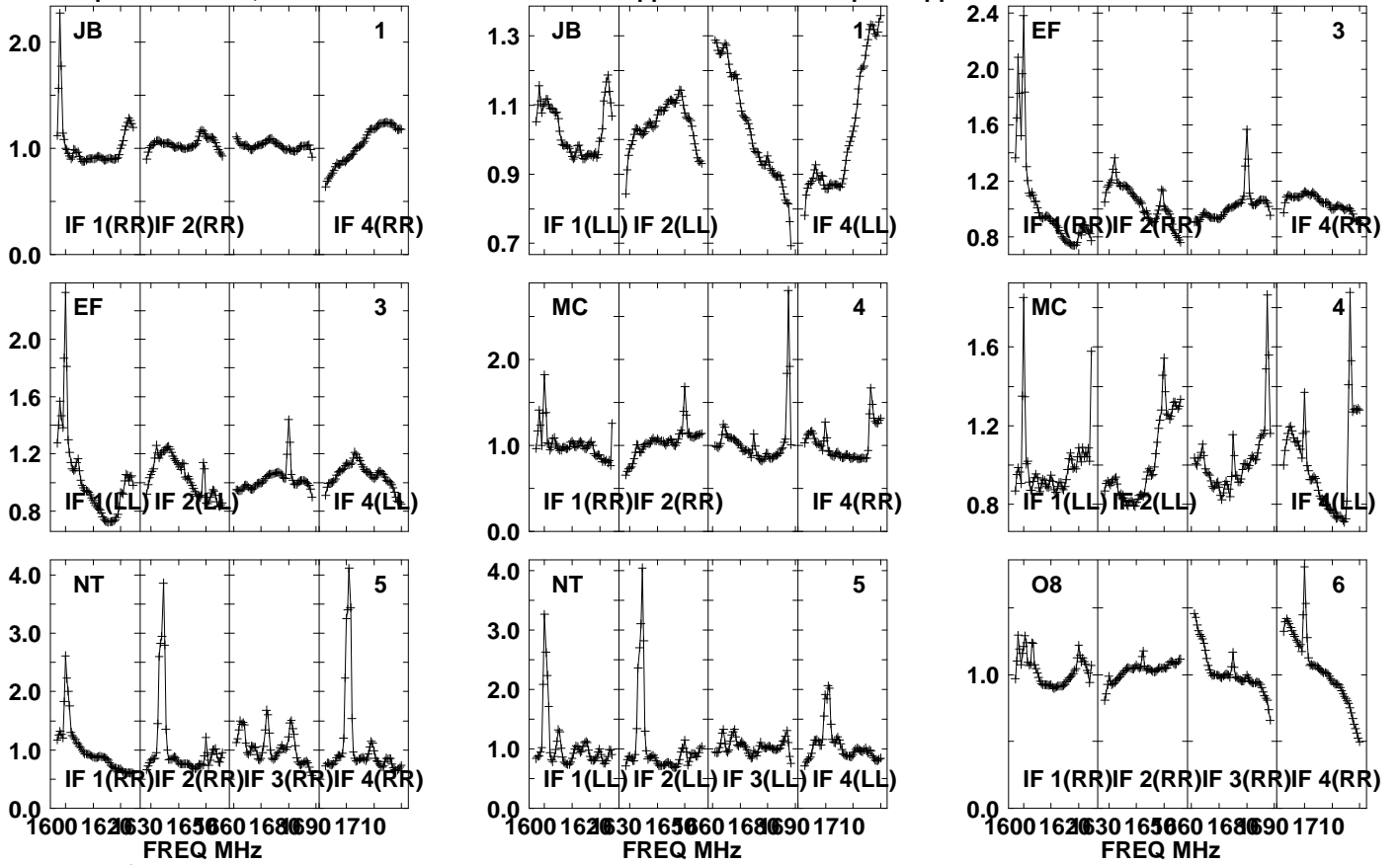


Lower frame: Real Jy
Auto-corr total-power spectrum Antenna: *
Timerange: 00/16:30:51 to 00/16:45:19

Plot file version 41 created 19-JAN-2023 14:13:20

UGC1837 EV024F 2.UVDATA.1

Freq = 1.5950 GHz, Bw = 32.000 MH No calibration applied and no bandpass applied

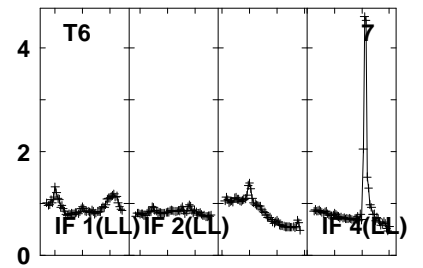
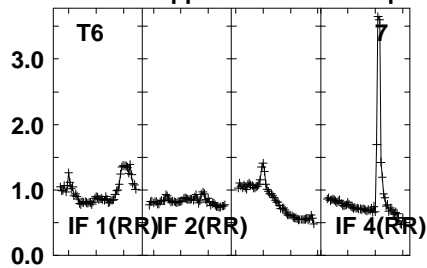
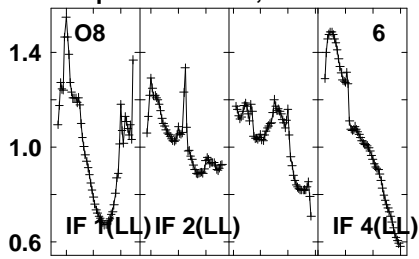


Lower frame: Real Jy
Auto-corr total-power spectrum Antenna: *
Timerange: 00/16:45:51 to 00/17:00:19

Plot file version 42 created 19-JAN-2023 14:13:20

UGC1837 EV024F 2.UVDATA.1

Freq = 1.5950 GHz, Bw = 32.000 MH No calibration applied and no bandpass applied

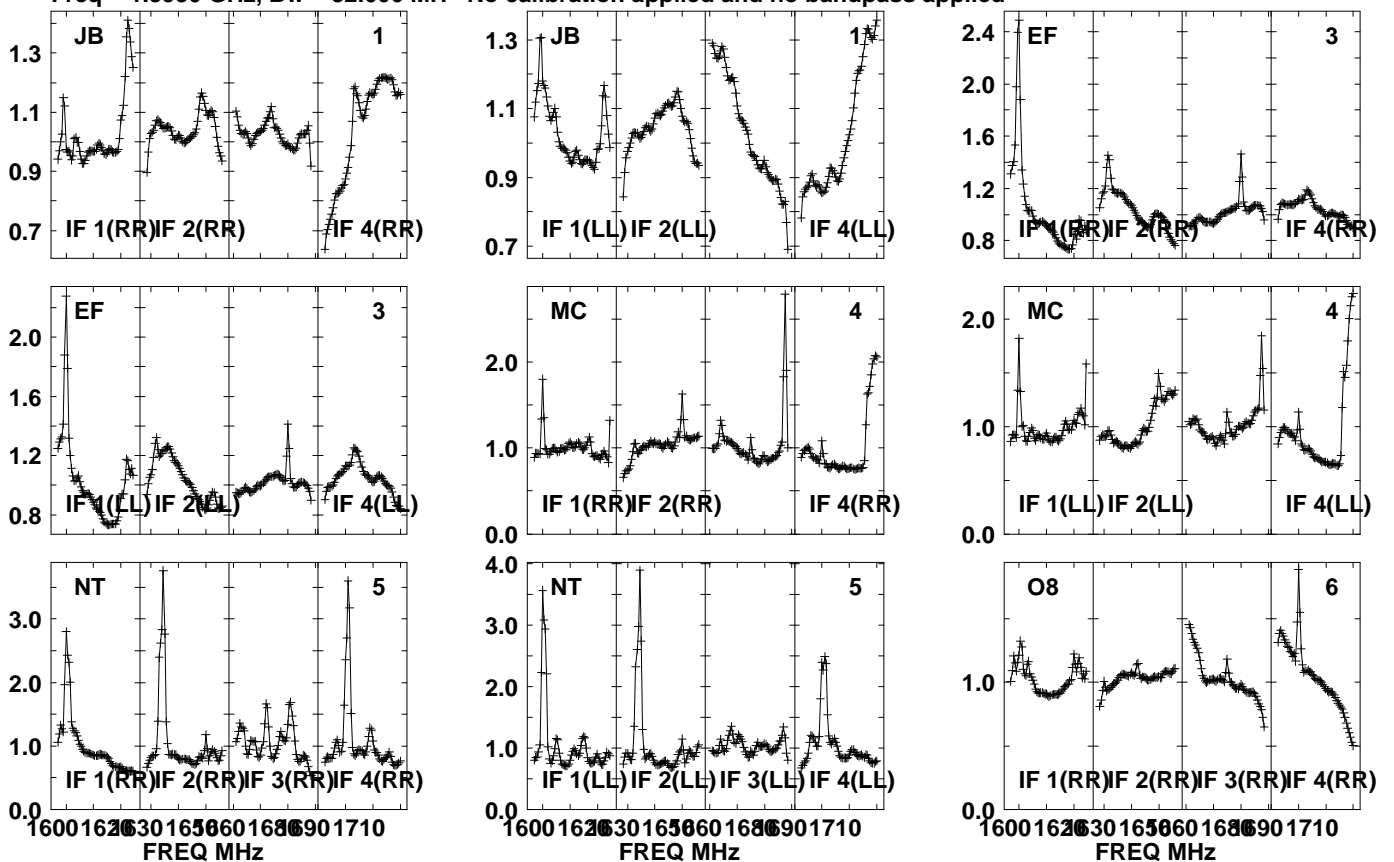


Lower frame: Real Jy
Auto-corr total-power spectrum Antenna: *
Timerange: 00/16:45:51 to 00/17:00:19

Plot file version 43 created 19-JAN-2023 14:13:20

UGC1837 EV024F 2.UVDATA.1

Freq = 1.5950 GHz, Bw = 32.000 MH No calibration applied and no bandpass applied

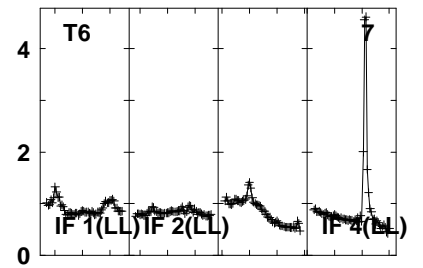
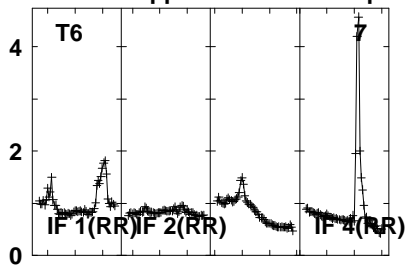
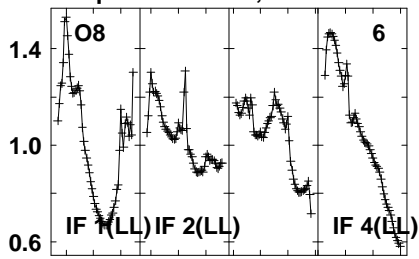


Lower frame: Real Jy
Auto-corr total-power spectrum Antenna: *
Timerange: 00/17:00:51 to 00/17:15:19

Plot file version 44 created 19-JAN-2023 14:13:21

UGC1837 EV024F 2.UVDATA.1

Freq = 1.5950 GHz, Bw = 32.000 MH No calibration applied and no bandpass applied

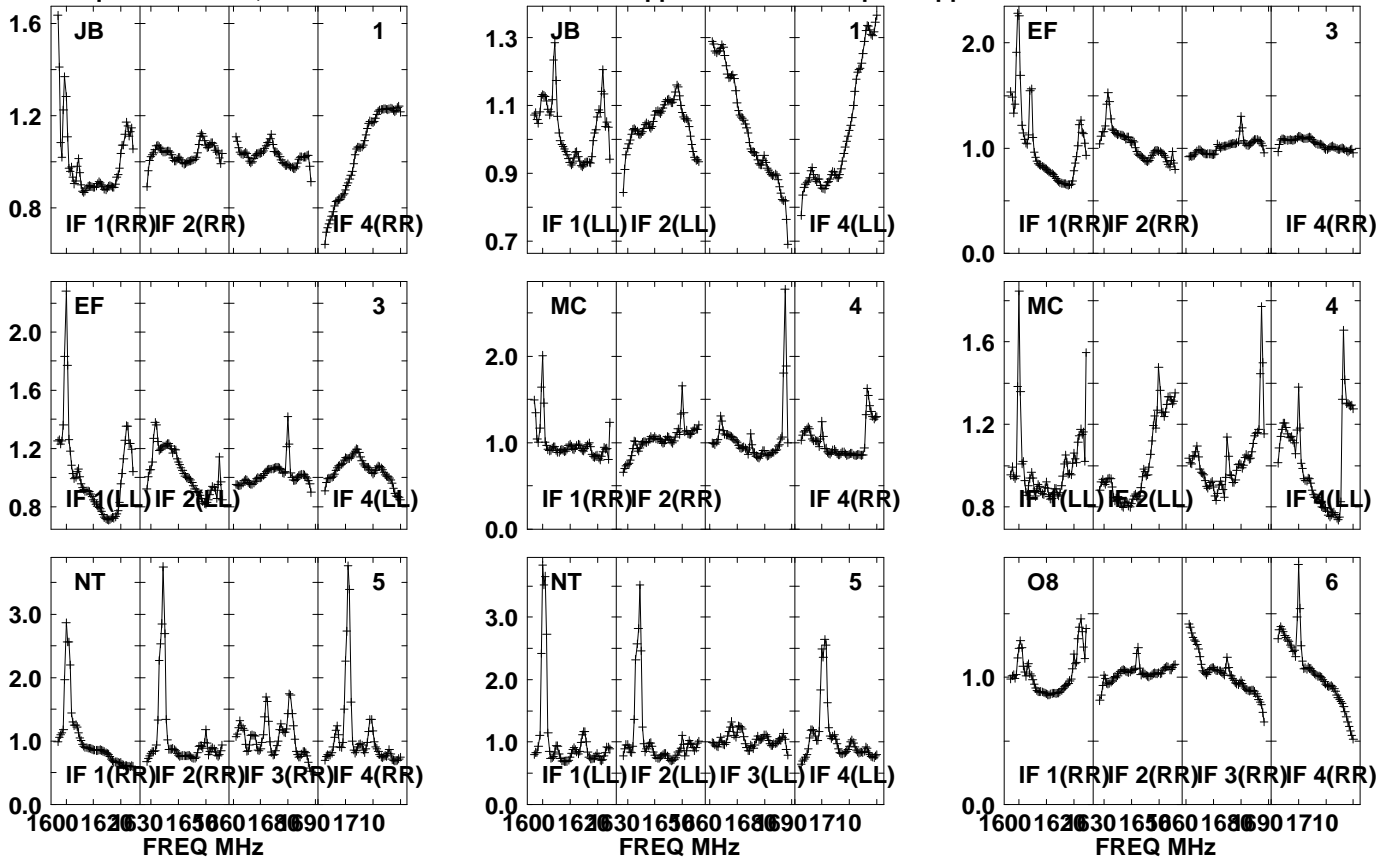


Lower frame: Real Jy
Auto-corr total-power spectrum Antenna: *
Timerange: 00/17:00:51 to 00/17:15:19

Plot file version 45 created 19-JAN-2023 14:13:21

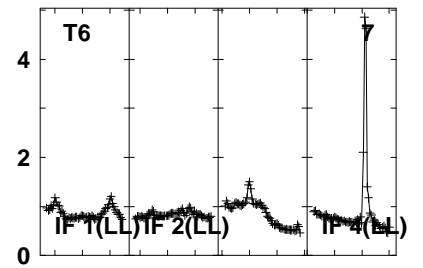
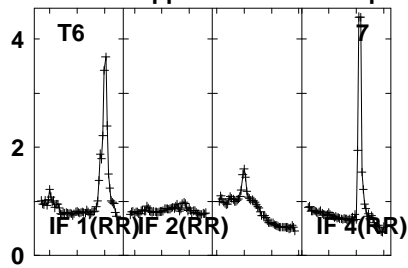
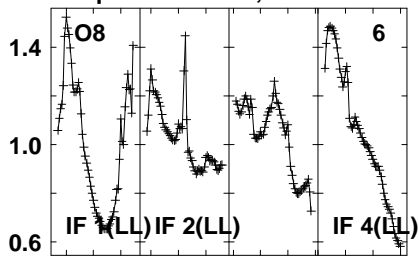
UGC1837 EV024F 2.UVDATA.1

Freq = 1.5950 GHz, Bw = 32.000 MH No calibration applied and no bandpass applied



Lower frame: Real Jy
Auto-corr total-power spectrum Antenna: *
Timerange: 00/17:15:51 to 00/17:30:19

Plot file version 46 created 19-JAN-2023 14:13:21
UGC1837 EV024F 2.UVDATA.1
Freq = 1.5950 GHz, Bw = 32.000 MH No calibration applied and no bandpass applied

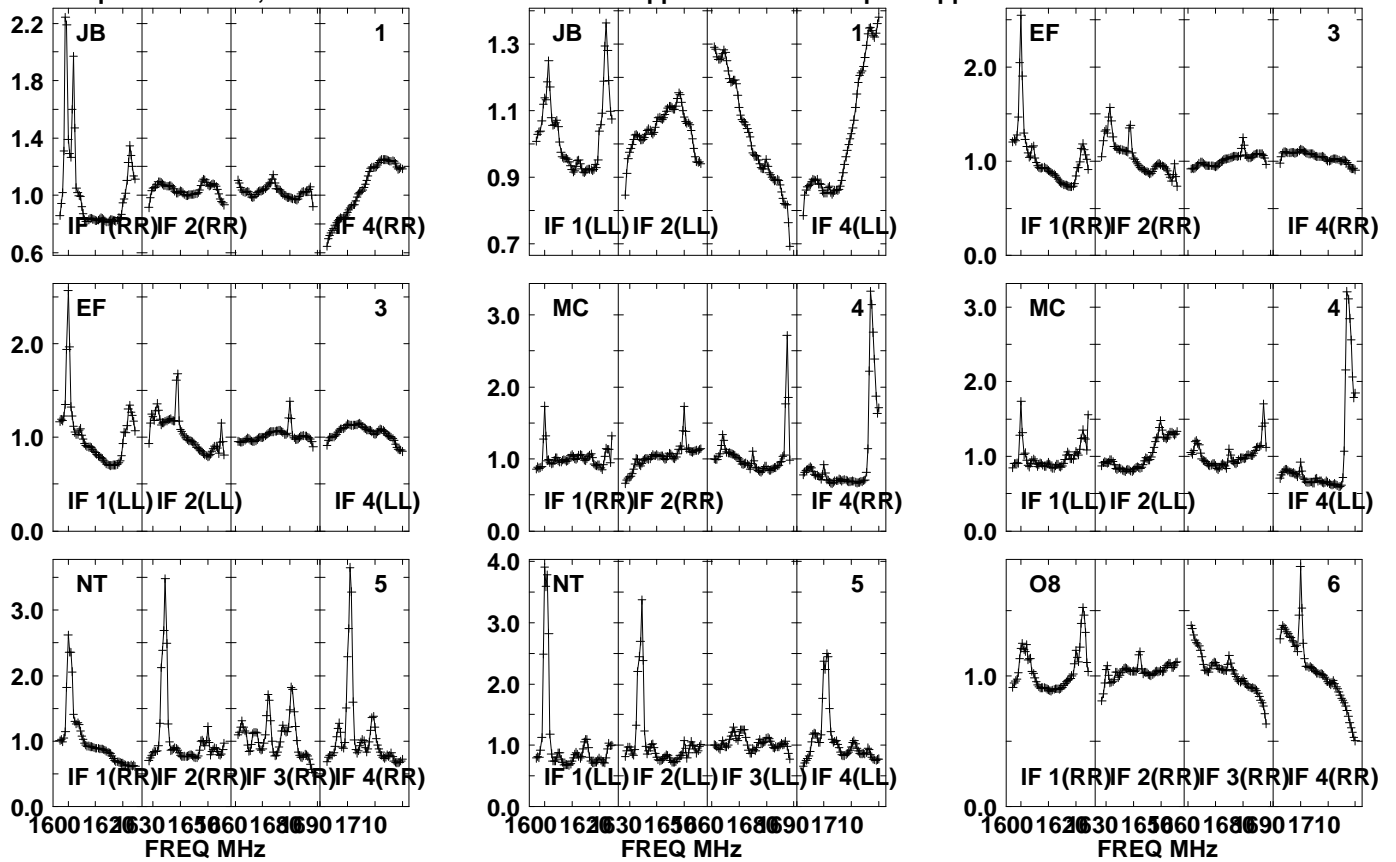


Lower frame: Real Jy
Auto-corr total-power spectrum Antenna: *
Timerange: 00/17:15:51 to 00/17:30:19

Plot file version 47 created 19-JAN-2023 14:13:21

UGC1837 EV024F 2.UVDATA.1

Freq = 1.5950 GHz, Bw = 32.000 MH No calibration applied and no bandpass applied

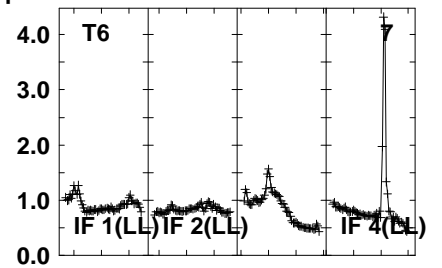
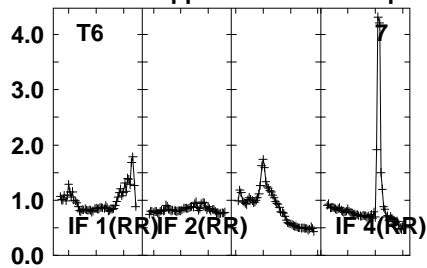
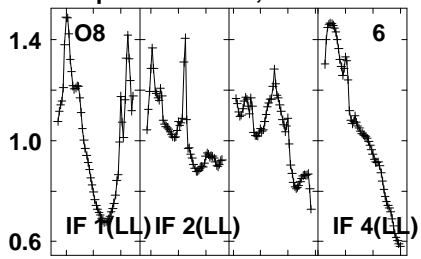


Lower frame: Real Jy
Auto-corr total-power spectrum Antenna: *
Timerange: 00/17:30:51 to 00/17:45:19

Plot file version 48 created 19-JAN-2023 14:13:22

UGC1837 EV024F 2.UVDATA.1

Freq = 1.5950 GHz, Bw = 32.000 MH No calibration applied and no bandpass applied

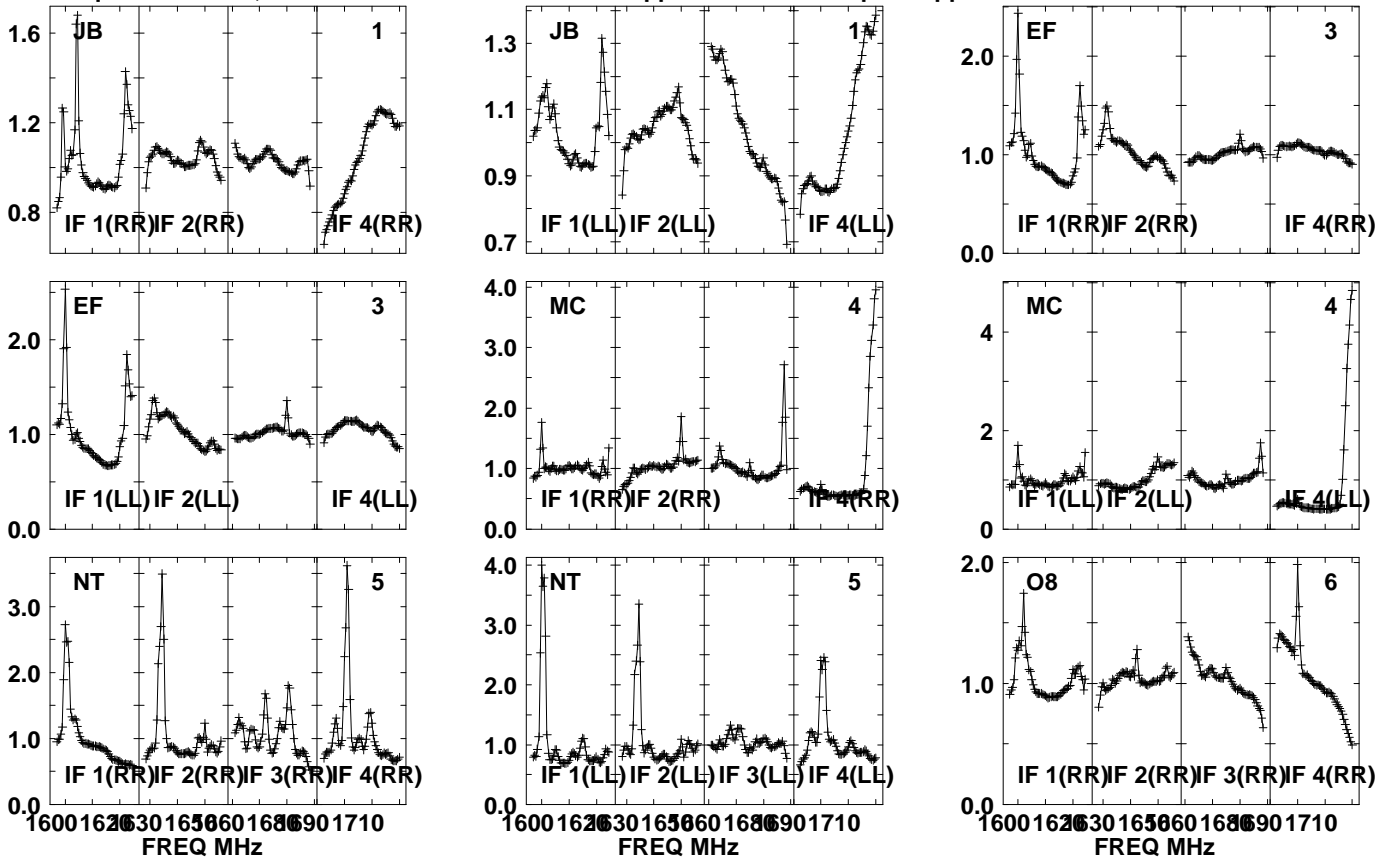


Lower frame: Real Jy
Auto-corr total-power spectrum Antenna: *
Timerange: 00/17:30:51 to 00/17:45:19

Plot file version 49 created 19-JAN-2023 14:13:22

UGC1837 EV024F 2.UVDATA.1

Freq = 1.5950 GHz, Bw = 32.000 MH No calibration applied and no bandpass applied



Lower frame: Real Jy

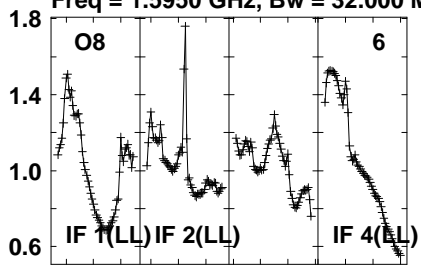
Auto-corr total-power spectrum Antenna: *

Timerange: 00/17:45:51 to 00/18:00:19

Plot file version 50 created 19-JAN-2023 14:13:22

UGC1837 EV024F 2.UVDATA.1

Freq = 1.5950 GHz, Bw = 32.000 MH No calibration applied and no bandpass applied

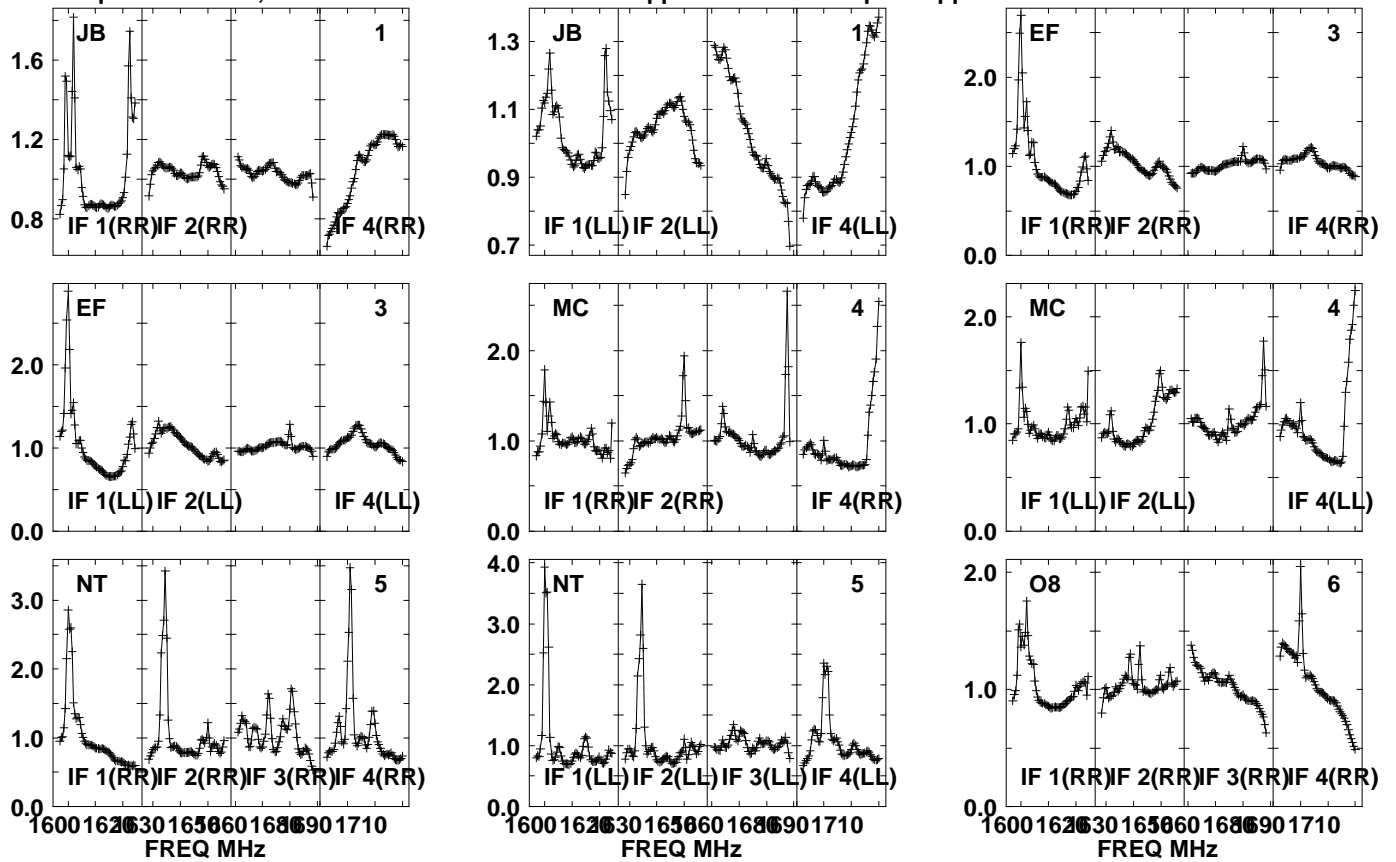


Lower frame: Real Jy
Auto-corr total-power spectrum Antenna: *
Timerange: 00/17:45:51 to 00/18:00:19

Plot file version 51 created 19-JAN-2023 14:13:22

UGC1837 EV024F 2.UVDATA.1

Freq = 1.5950 GHz, Bw = 32.000 MH No calibration applied and no bandpass applied

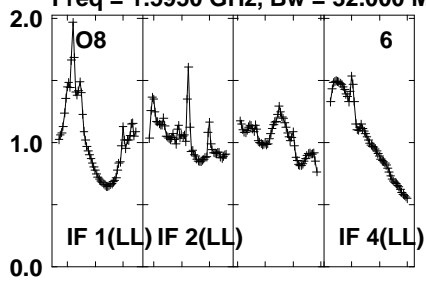


Lower frame: Real Jy
Auto-corr total-power spectrum Antenna: *
Timerange: 00/18:00:51 to 00/18:15:19

Plot file version 52 created 19-JAN-2023 14:13:24

UGC1837 EV024F 2.UVDATA.1

Freq = 1.5950 GHz, Bw = 32.000 MH No calibration applied and no bandpass applied



Lower frame: Real Jy

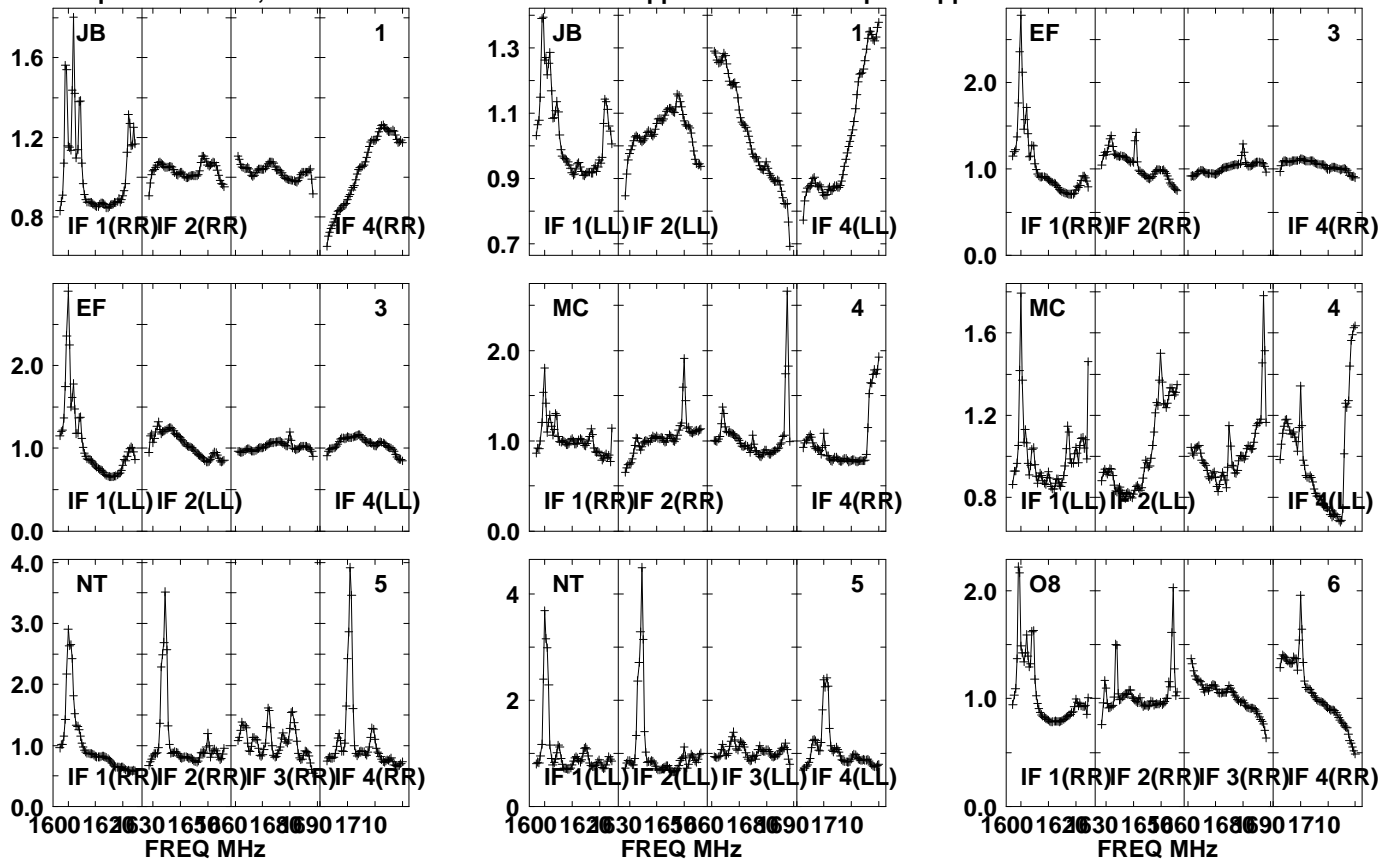
Auto-corr total-power spectrum Antenna: *

Timerange: 00/18:00:51 to 00/18:15:19

Plot file version 53 created 19-JAN-2023 14:13:24

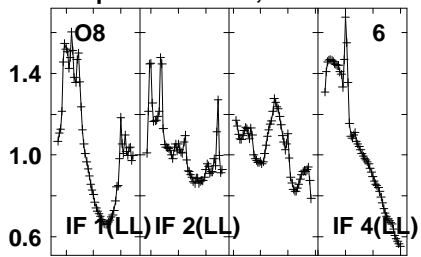
UGC1837 EV024F 2.UVDATA.1

Freq = 1.5950 GHz, Bw = 32.000 MH No calibration applied and no bandpass applied



Lower frame: Real Jy
Auto-corr total-power spectrum Antenna: *
Timerange: 00/18:15:51 to 00/18:30:19

Plot file version 54 created 19-JAN-2023 14:13:24
UGC1837 EV024F 2.UVDATA.1
Freq = 1.5950 GHz, Bw = 32.000 MH No calibration applied and no bandpass applied

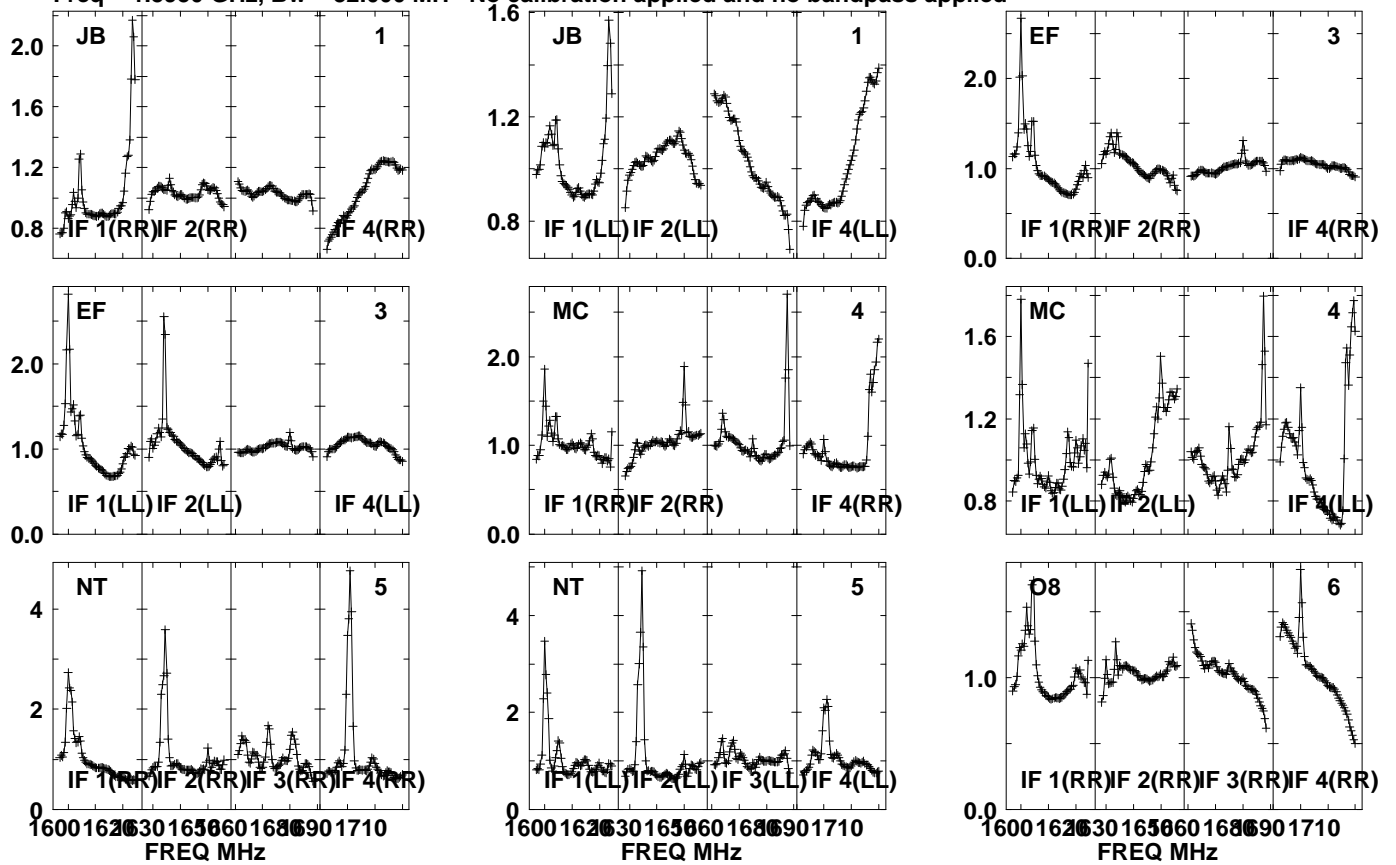


Lower frame: Real Jy
Auto-corr total-power spectrum Antenna: *
Timerange: 00/18:15:51 to 00/18:30:19

Plot file version 55 created 19-JAN-2023 14:13:24

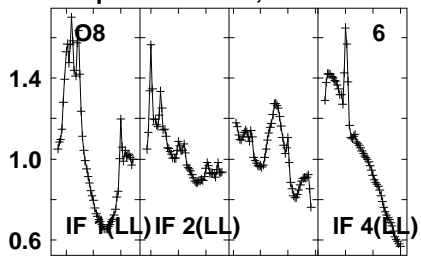
UGC1837 EV024F 2.UVDATA.1

Freq = 1.5950 GHz, Bw = 32.000 MH No calibration applied and no bandpass applied



Lower frame: Real Jy
Auto-corr total-power spectrum Antenna: *
Timerange: 00/18:30:51 to 00/18:45:19

Plot file version 56 created 19-JAN-2023 14:13:25
UGC1837 EV024F 2.UVDATA.1
Freq = 1.5950 GHz, Bw = 32.000 MH No calibration applied and no bandpass applied

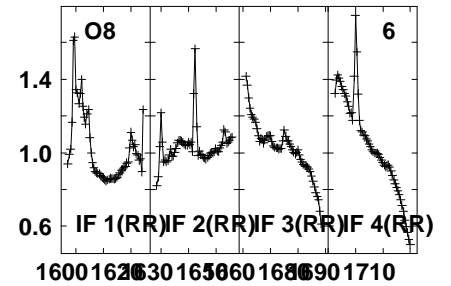
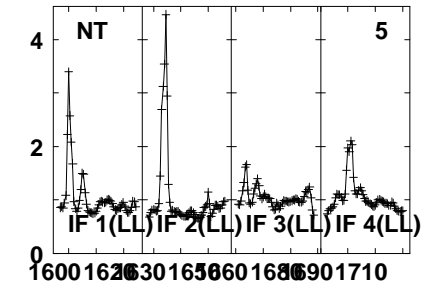
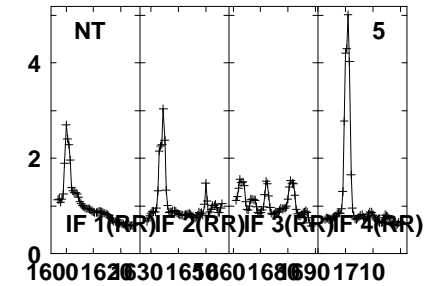
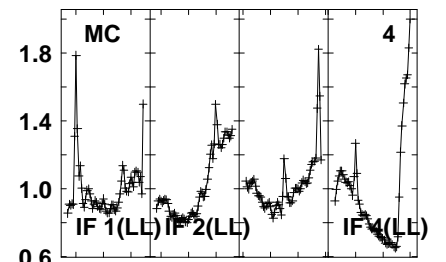
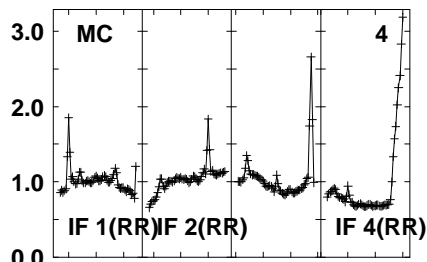
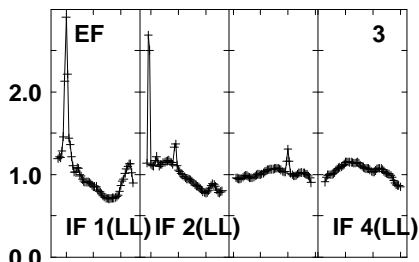
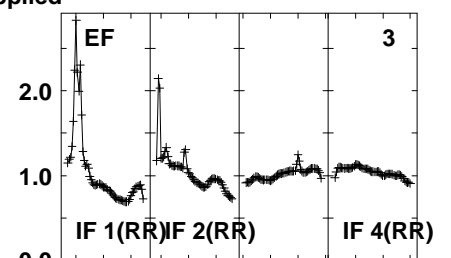
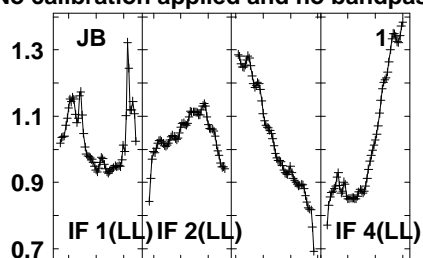
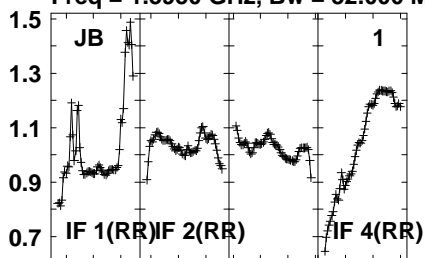


Lower frame: Real Jy
Auto-corr total-power spectrum Antenna: *
Timerange: 00/18:30:51 to 00/18:45:19

Plot file version 57 created 19-JAN-2023 14:13:25

UGC1837 EV024F 2.UVDATA.1

Freq = 1.5950 GHz, Bw = 32.000 MH No calibration applied and no bandpass applied



1600 1620 1630 1650 1660 1680 1690 1710
FREQ MHz

1600 1620 1630 1650 1660 1680 1690 1710
FREQ MHz

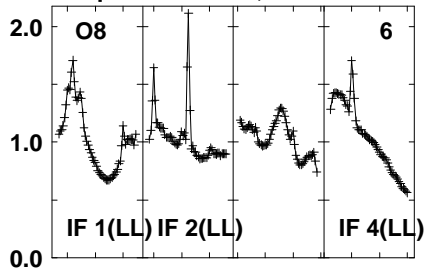
1600 1620 1630 1650 1660 1680 1690 1710
FREQ MHz

Lower frame: Real Jy
Auto-corr total-power spectrum Antenna: *
Timerange: 00/18:45:51 to 00/19:00:19

Plot file version 58 created 19-JAN-2023 14:13:25

UGC1837 EV024F 2.UVDATA.1

Freq = 1.5950 GHz, Bw = 32.000 MH No calibration applied and no bandpass applied



Lower frame: Real Jy

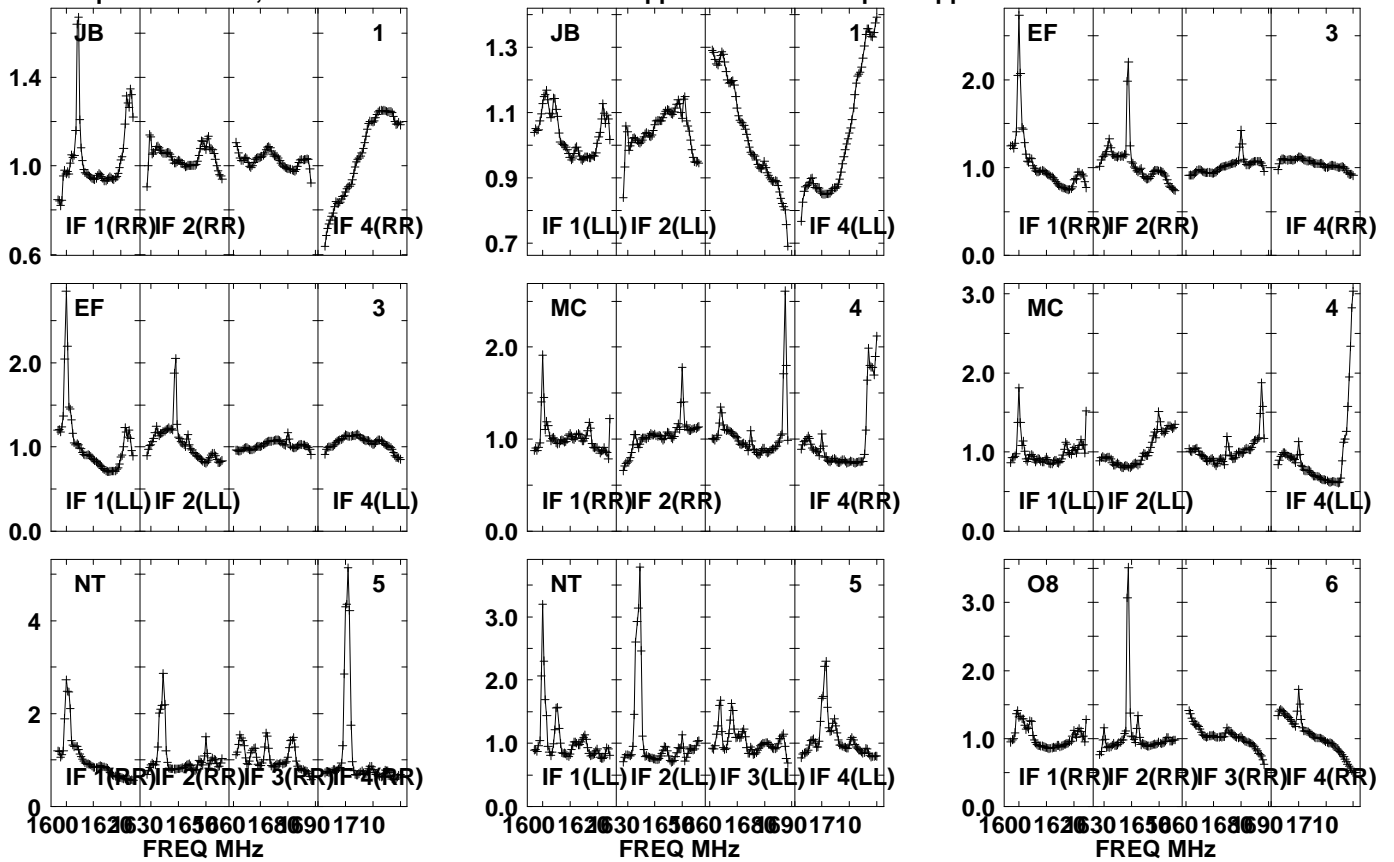
Auto-corr total-power spectrum Antenna: *

Timerange: 00/18:45:51 to 00/19:00:19

Plot file version 59 created 19-JAN-2023 14:13:25

UGC1837 EV024F 2.UVDATA.1

Freq = 1.5950 GHz, Bw = 32.000 MH No calibration applied and no bandpass applied

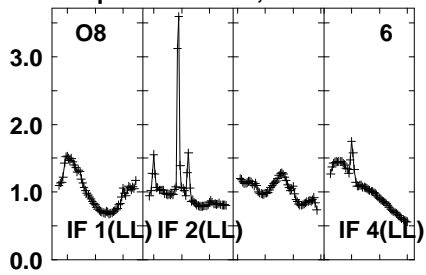


Lower frame: Real Jy
Auto-corr total-power spectrum Antenna: *
Timerange: 00/19:00:51 to 00/19:15:19

Plot file version 60 created 19-JAN-2023 14:13:25

UGC1837 EV024F 2.UVDATA.1

Freq = 1.5950 GHz, Bw = 32.000 MH No calibration applied and no bandpass applied



Lower frame: Real Jy

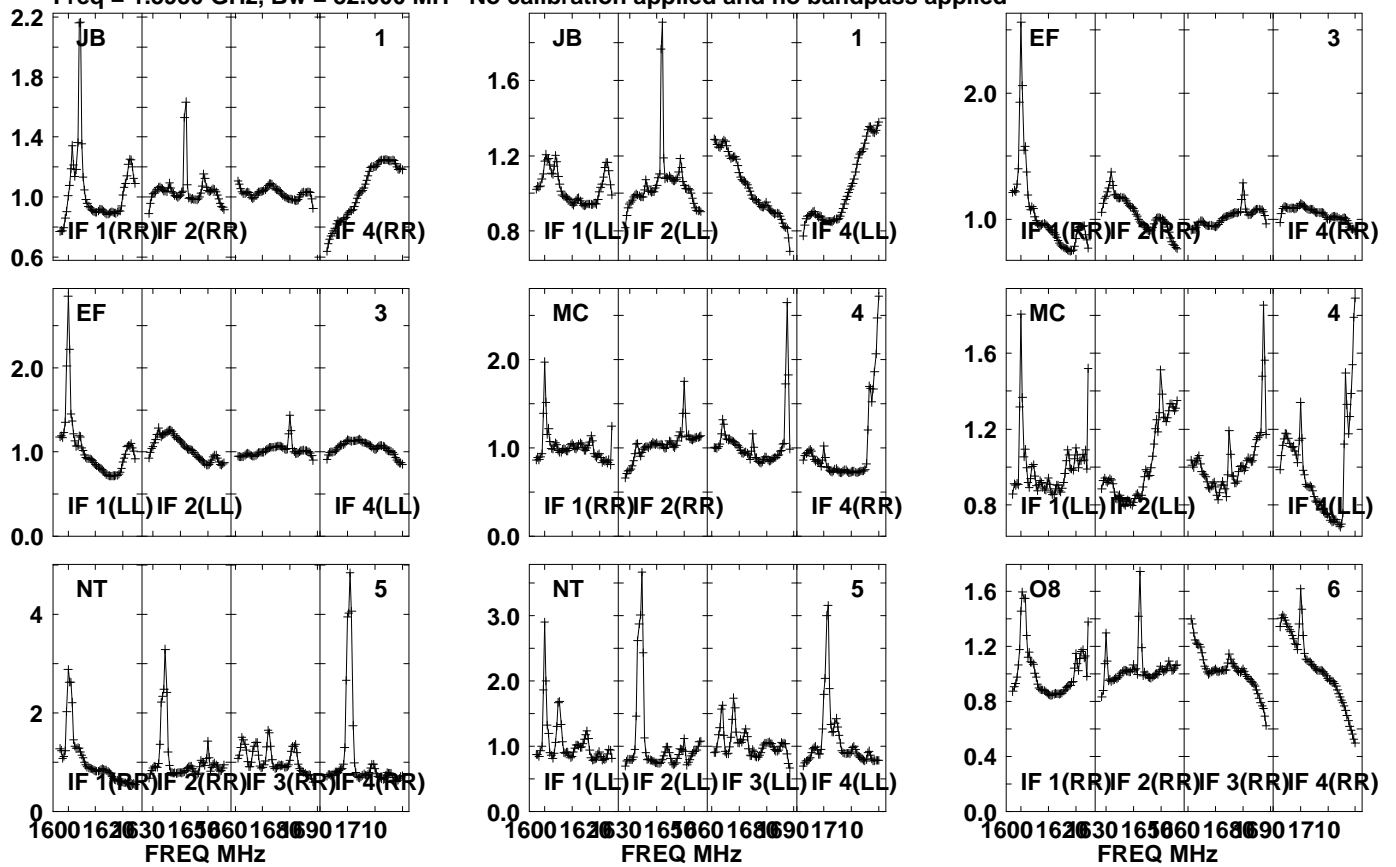
Auto-corr total-power spectrum Antenna: *

Timerange: 00/19:00:51 to 00/19:15:19

Plot file version 61 created 19-JAN-2023 14:13:26

UGC1837 EV024F 2.UVDATA.1

Freq = 1.5950 GHz, Bw = 32.000 MH No calibration applied and no bandpass applied

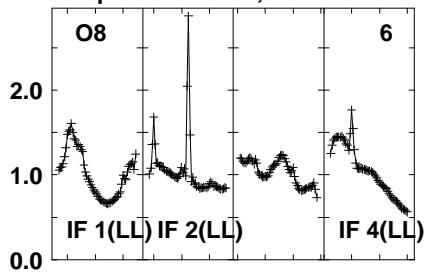


Lower frame: Real Jy
Auto-corr total-power spectrum Antenna: *
Timerange: 00/19:15:51 to 00/19:30:19

Plot file version 62 created 19-JAN-2023 14:13:26

UGC1837 EV024F 2.UVDATA.1

Freq = 1.5950 GHz, Bw = 32.000 MH No calibration applied and no bandpass applied



Lower frame: Real Jy

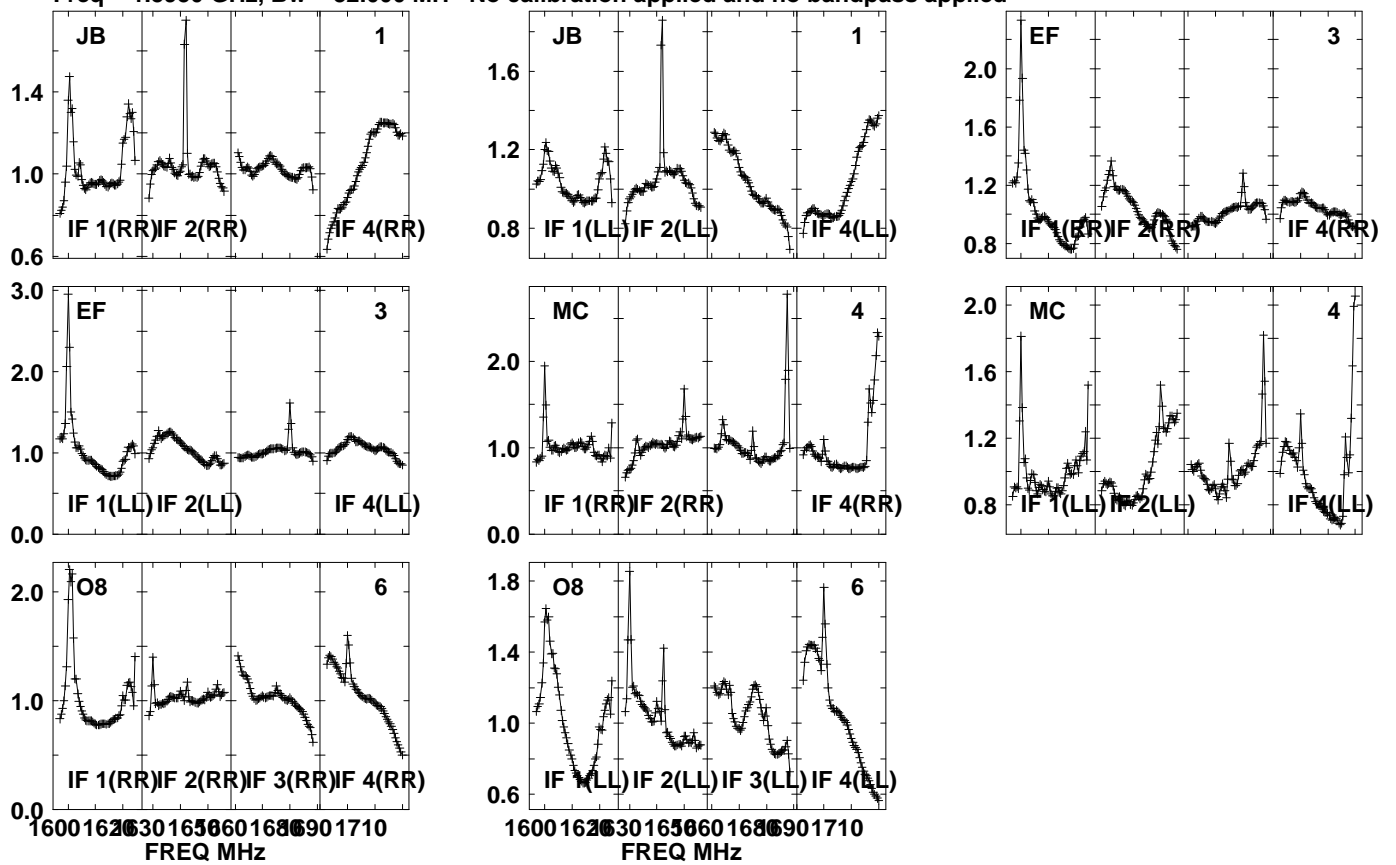
Auto-corr total-power spectrum Antenna: *

Timerange: 00/19:15:51 to 00/19:30:19

Plot file version 63 created 19-JAN-2023 14:13:26

UGC1837 EV024F 2.UVDATA.1

Freq = 1.5950 GHz, Bw = 32.000 MH No calibration applied and no bandpass applied



Lower frame: Real Jy

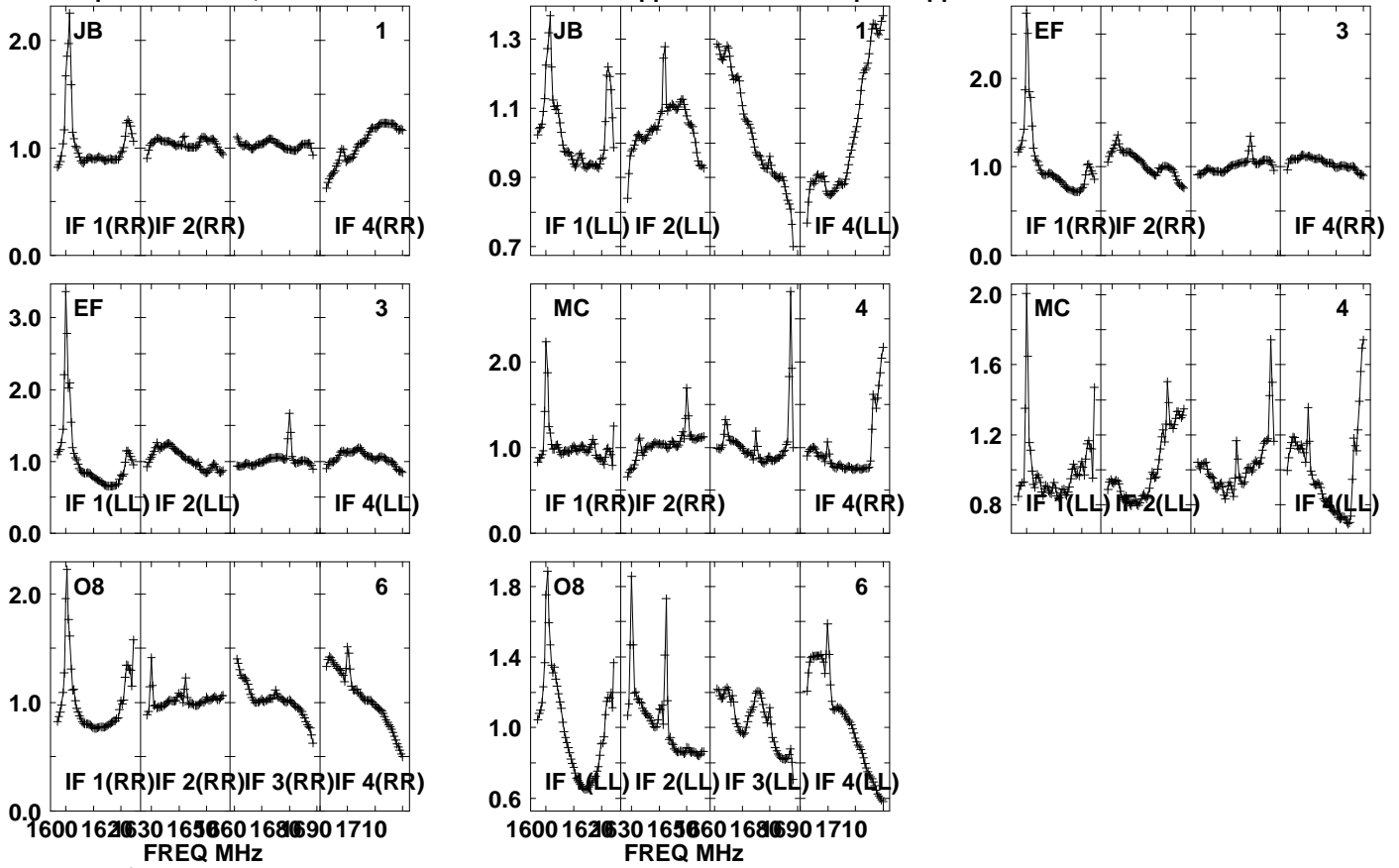
Auto-corr total-power spectrum Antenna: *

Timerange: 00/19:30:51 to 00/19:45:19

Plot file version 64 created 19-JAN-2023 14:13:26

UGC1837 EV024F 2.UVDATA.1

Freq = 1.5950 GHz, Bw = 32.000 MH No calibration applied and no bandpass applied



Lower frame: Real Jy

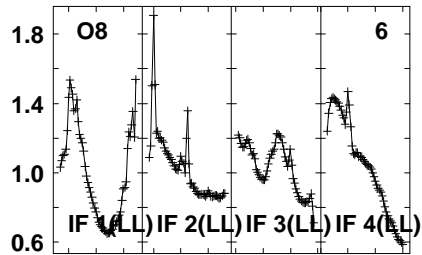
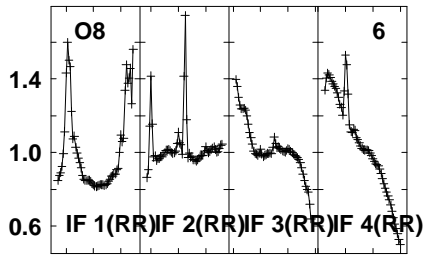
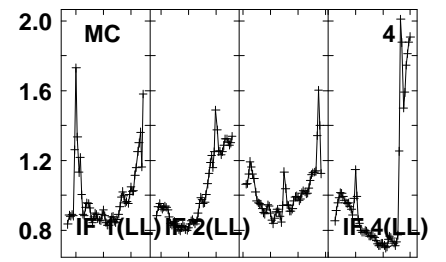
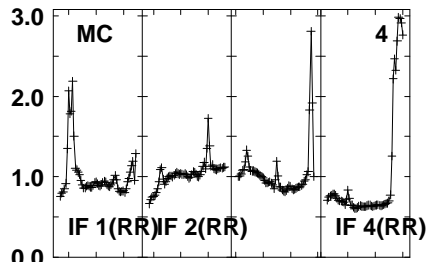
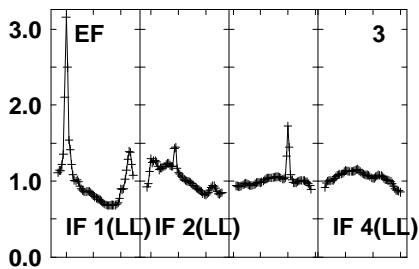
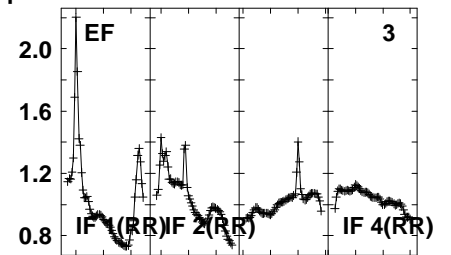
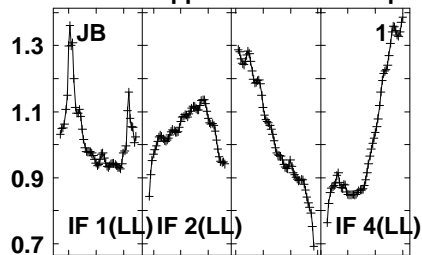
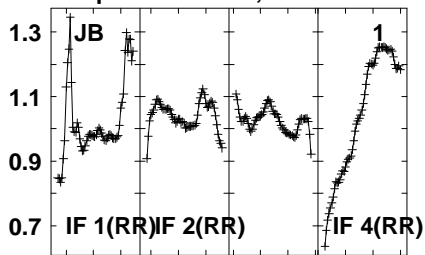
Auto-corr total-power spectrum Antenna: *

Timerange: 00/19:45:51 to 00/20:00:19

Plot file version 65 created 19-JAN-2023 14:13:27

UGC1837 EV024F 2.UVDATA.1

Freq = 1.5950 GHz, Bw = 32.000 MH No calibration applied and no bandpass applied



1600 1620 1630 1650 1660 1680 1690 1710
FREQ MHz

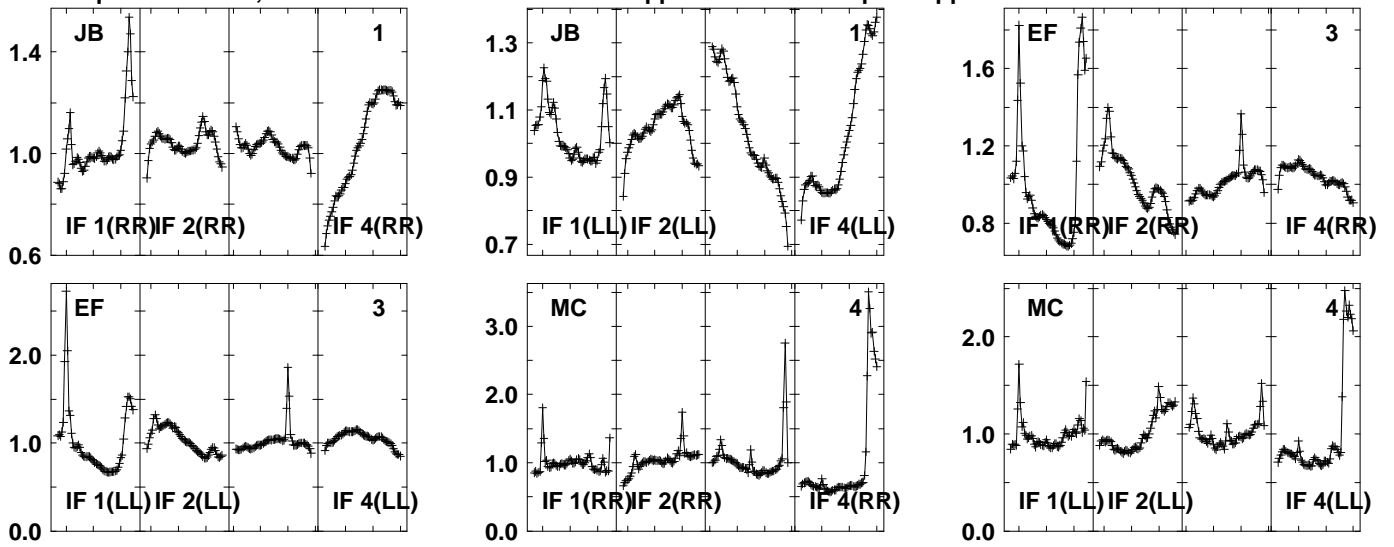
1600 1620 1630 1650 1660 1680 1690 1710
FREQ MHz

Lower frame: Real Jy
Auto-corr total-power spectrum Antenna: *
Timerange: 00/20:00:51 to 00/20:15:19

Plot file version 66 created 19-JAN-2023 14:13:27

UGC1837 EV024F 2.UVDATA.1

Freq = 1.5950 GHz, Bw = 32.000 MH No calibration applied and no bandpass applied

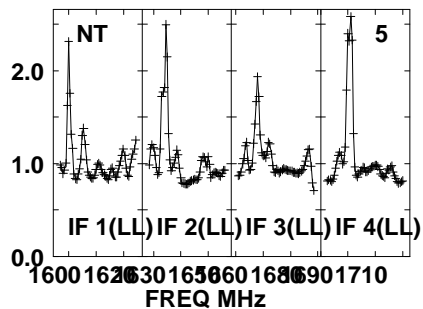
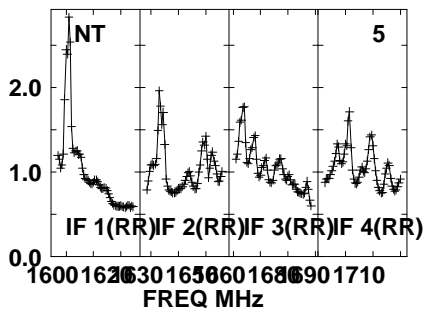
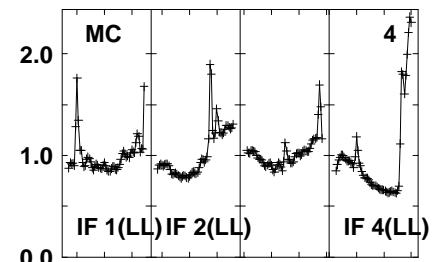
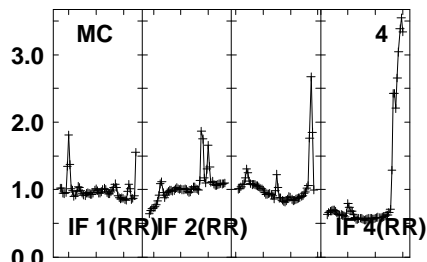
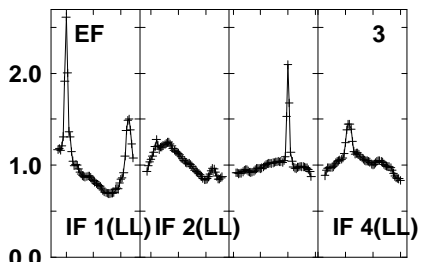
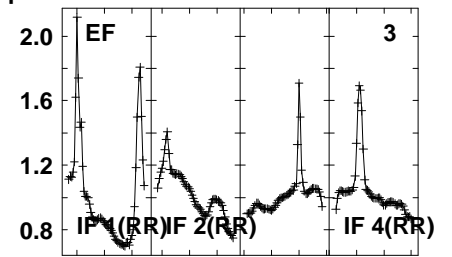
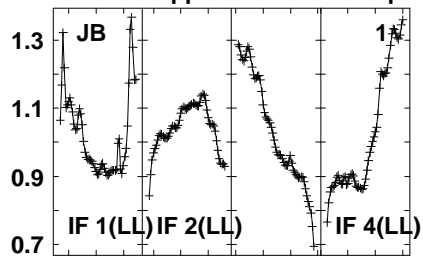
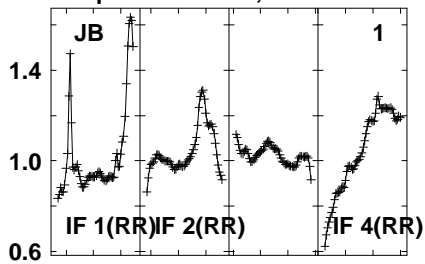


Lower frame: Real Jy
Auto-corr total-power spectrum Antenna: *
Timerange: 00/20:15:51 to 00/20:22:19

Plot file version 67 created 19-JAN-2023 14:13:27

0133+476 EV024F 2.UVDATA.1

Freq = 1.5950 GHz, Bw = 32.000 MH No calibration applied and no bandpass applied

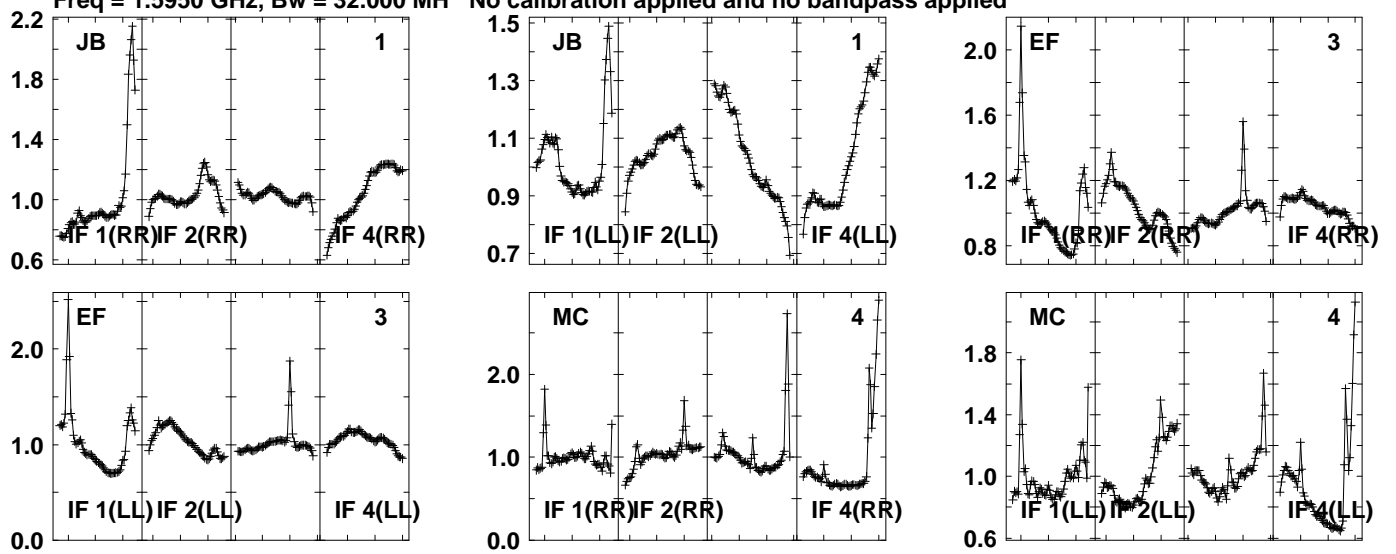


Lower frame: Real Jy
Auto-corr total-power spectrum Antenna: *
Timerange: 00/20:27:21 to 00/20:32:19

Plot file version 68 created 19-JAN-2023 14:13:28

UGC1837 EV024F 2.UVDATA.1

Freq = 1.5950 GHz, Bw = 32.000 MH No calibration applied and no bandpass applied

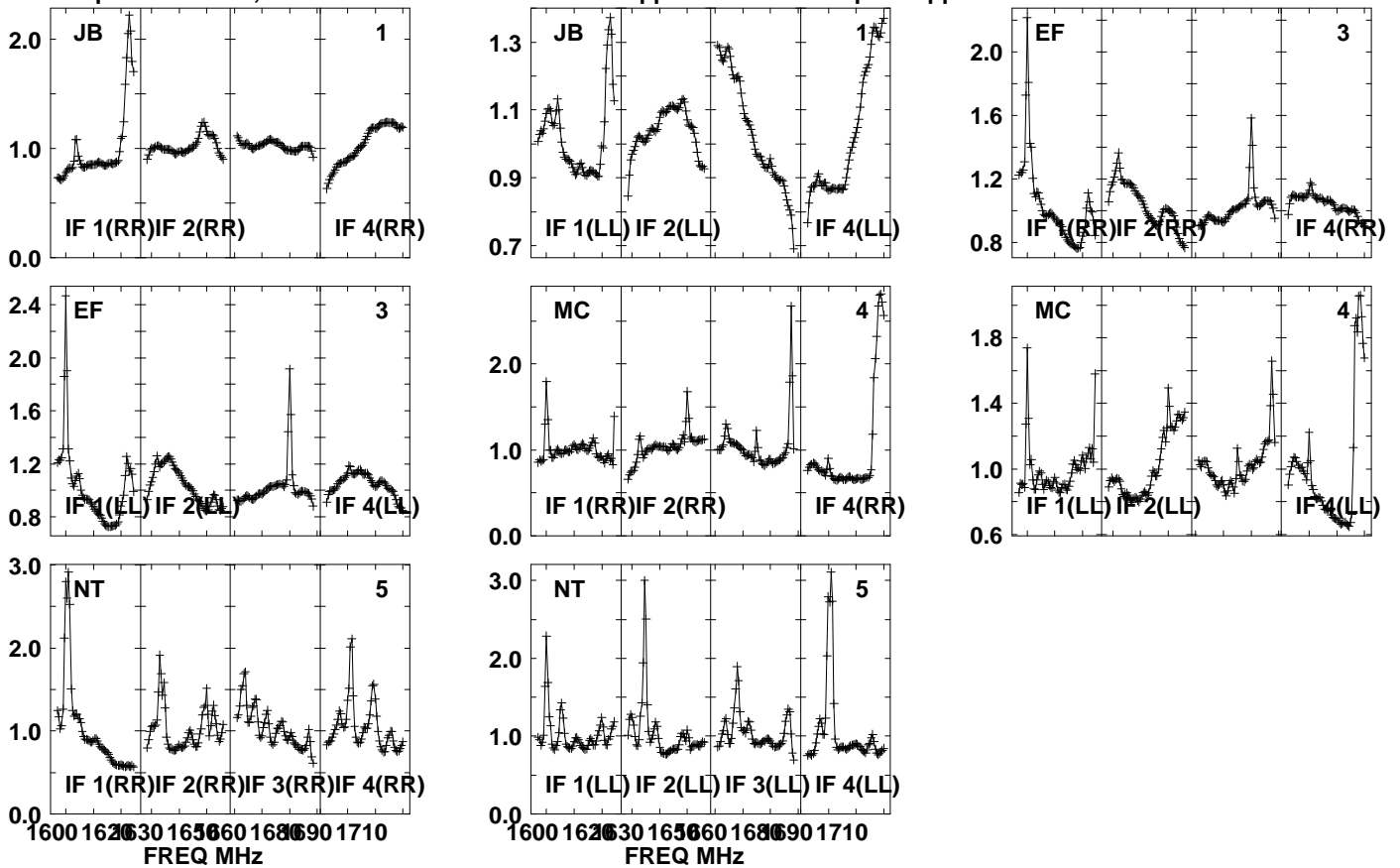


Lower frame: Real Jy
Auto-corr total-power spectrum Antenna: *
Timerange: 00/20:34:21 to 00/20:48:19

Plot file version 69 created 19-JAN-2023 14:13:28

UGC1837 EV024F 2.UVDATA.1

Freq = 1.5950 GHz, Bw = 32.000 MH No calibration applied and no bandpass applied



Lower frame: Real Jy

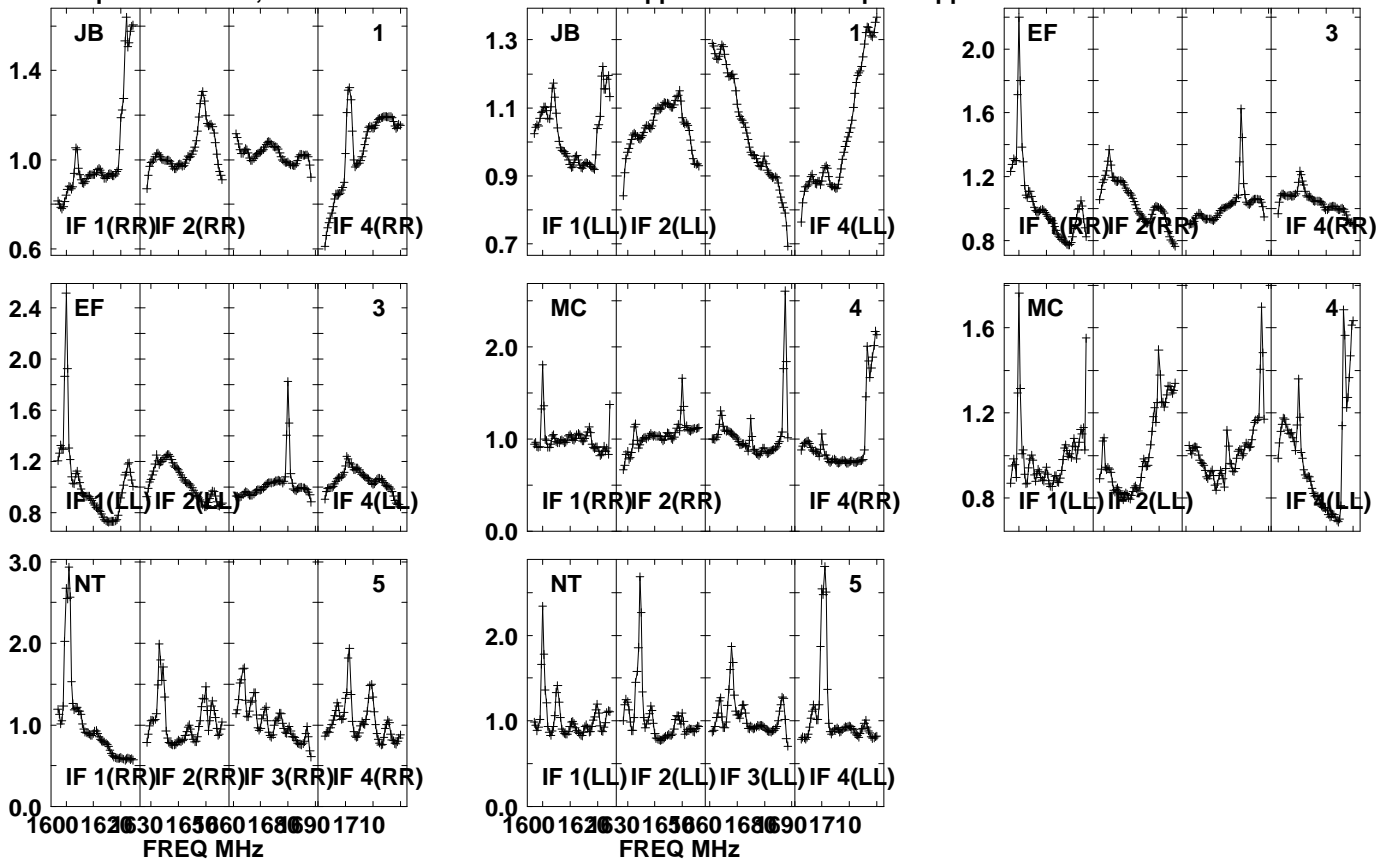
Auto-corr total-power spectrum Antenna: *

Timerange: 00/20:48:51 to 00/21:03:19

Plot file version 70 created 19-JAN-2023 14:13:29

UGC1837 EV024F 2.UVDATA.1

Freq = 1.5950 GHz, Bw = 32.000 MH No calibration applied and no bandpass applied



Lower frame: Real Jy

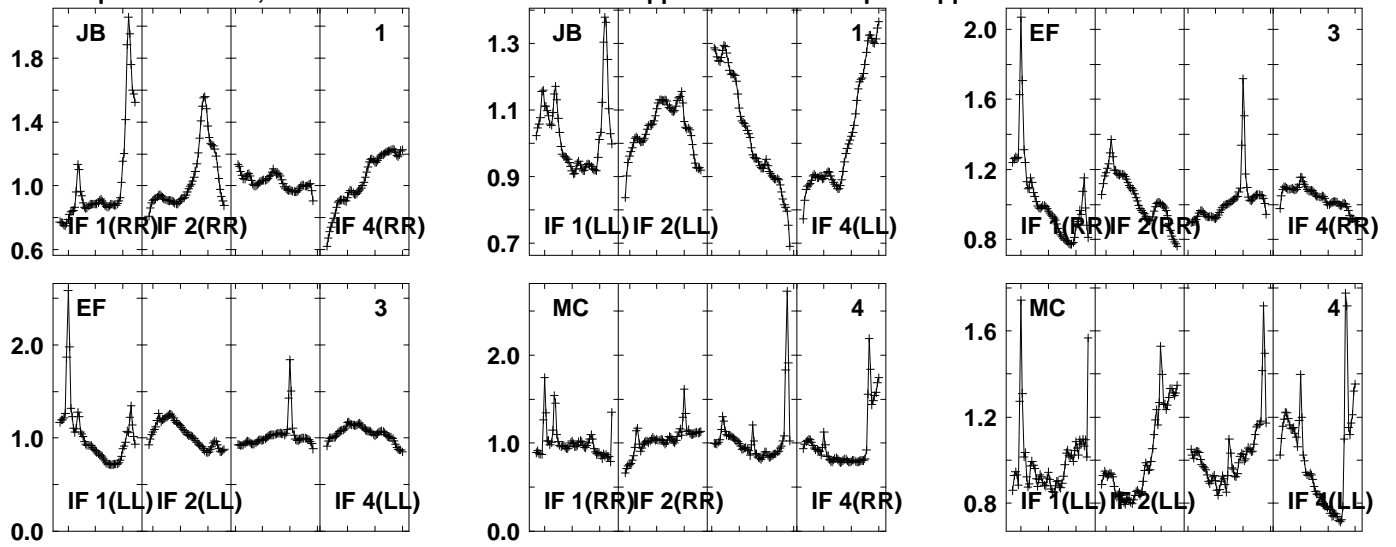
Auto-corr total-power spectrum Antenna: *

Timerange: 00/21:03:51 to 00/21:18:19

Plot file version 71 created 19-JAN-2023 14:13:29

UGC1837 EV024F 2.UVDATA.1

Freq = 1.5950 GHz, Bw = 32.000 MH No calibration applied and no bandpass applied

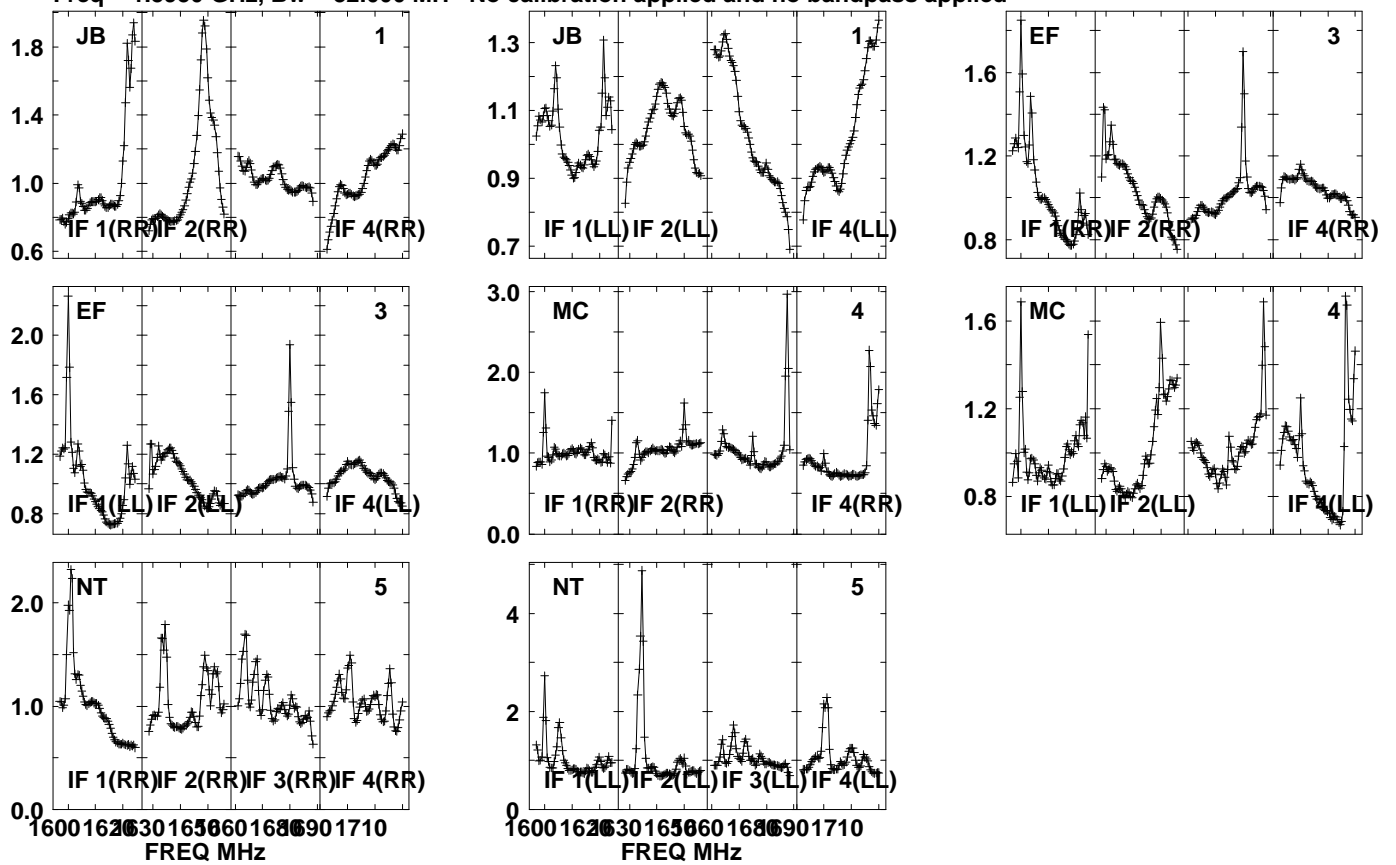


Lower frame: Real Jy
Auto-corr total-power spectrum Antenna: *
Timerange: 00/21:18:51 to 00/21:33:19

Plot file version 72 created 19-JAN-2023 14:13:29

UGC1837 EV024F 2.UVDATA.1

Freq = 1.5950 GHz, Bw = 32.000 MH No calibration applied and no bandpass applied

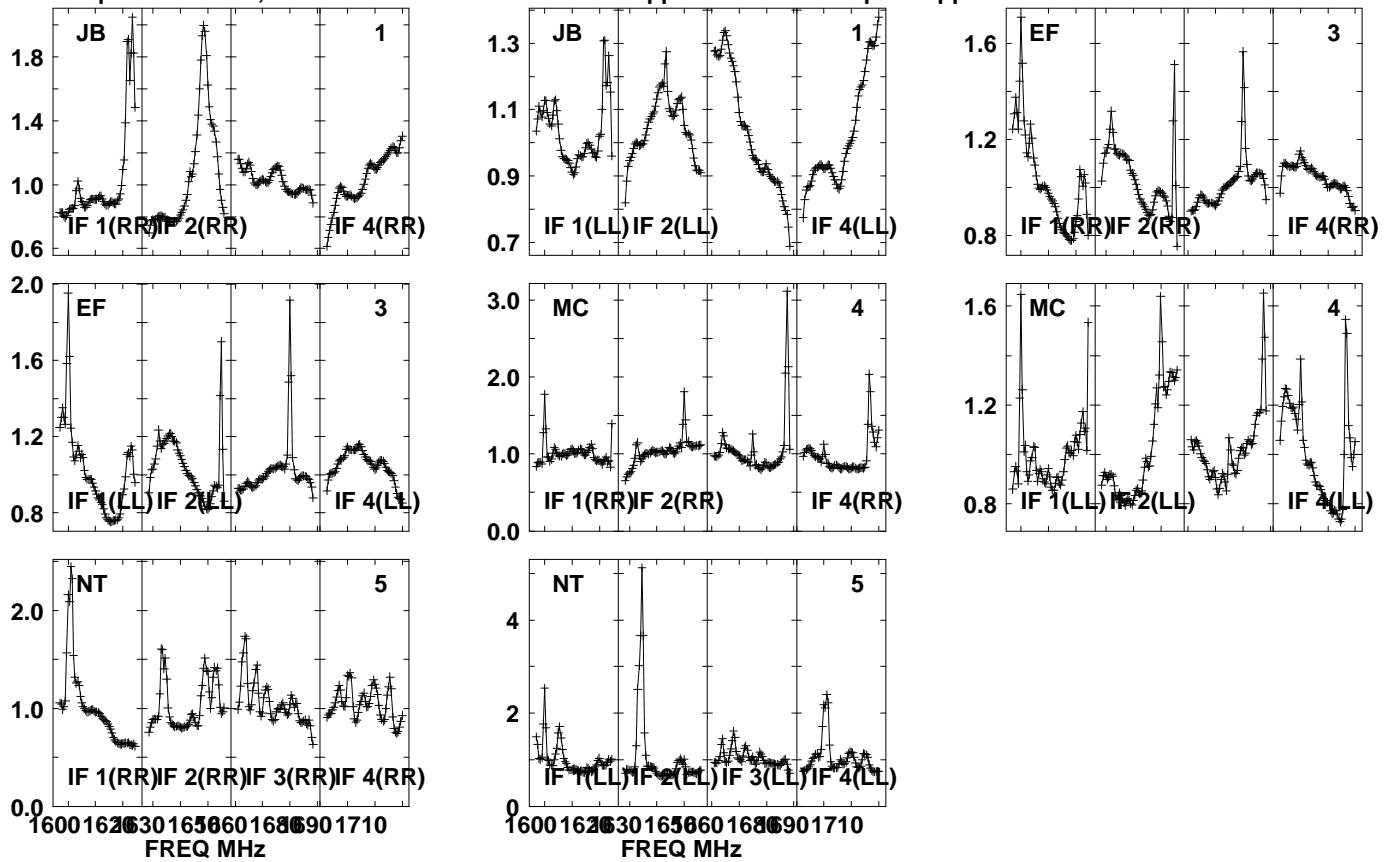


Lower frame: Real Jy
Auto-corr total-power spectrum Antenna: *
Timerange: 00/21:33:51 to 00/21:48:19

Plot file version 73 created 19-JAN-2023 14:13:32

UGC1837 EV024F 2.UVDATA.1

Freq = 1.5950 GHz, Bw = 32.000 MH No calibration applied and no bandpass applied

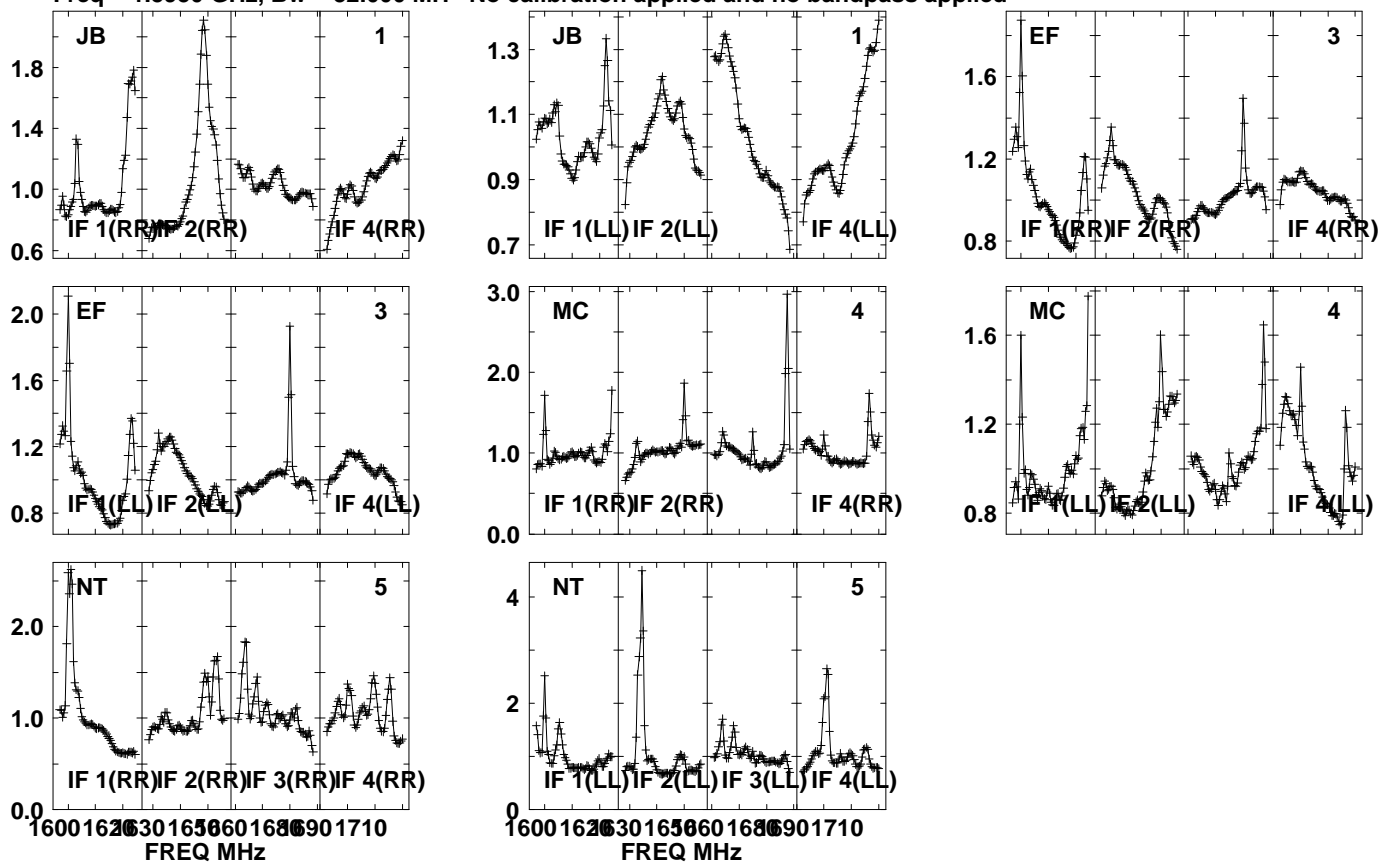


Lower frame: Real Jy
Auto-corr total-power spectrum Antenna: *
Timerange: 00/21:48:51 to 00/22:03:19

Plot file version 74 created 19-JAN-2023 14:13:32

UGC1837 EV024F 2.UVDATA.1

Freq = 1.5950 GHz, Bw = 32.000 MH No calibration applied and no bandpass applied

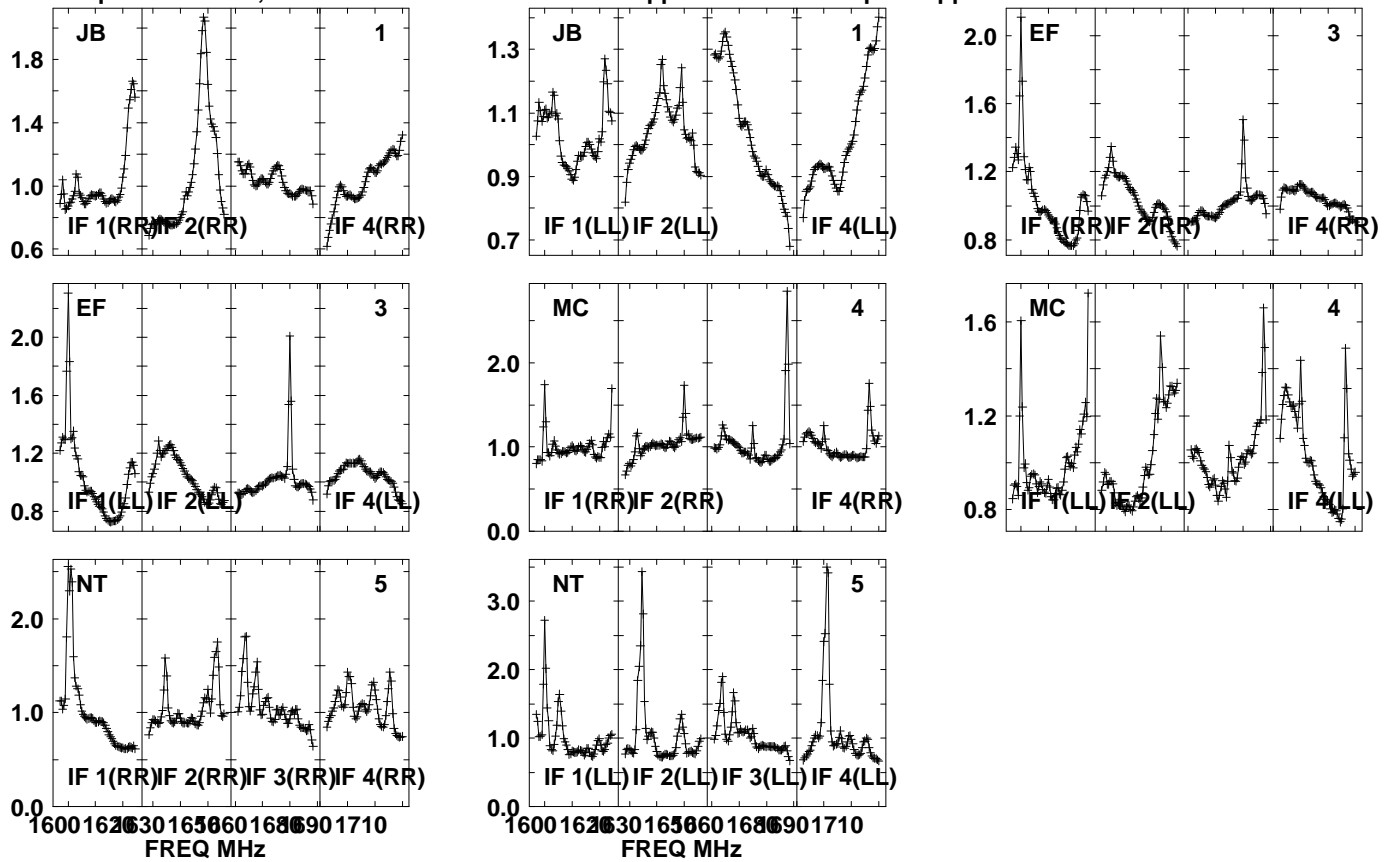


Lower frame: Real Jy
Auto-corr total-power spectrum Antenna: *
Timerange: 00/22:03:51 to 00/22:18:19

Plot file version 75 created 19-JAN-2023 14:13:34

UGC1837 EV024F 2.UVDATA.1

Freq = 1.5950 GHz, Bw = 32.000 MH No calibration applied and no bandpass applied



Lower frame: Real Jy

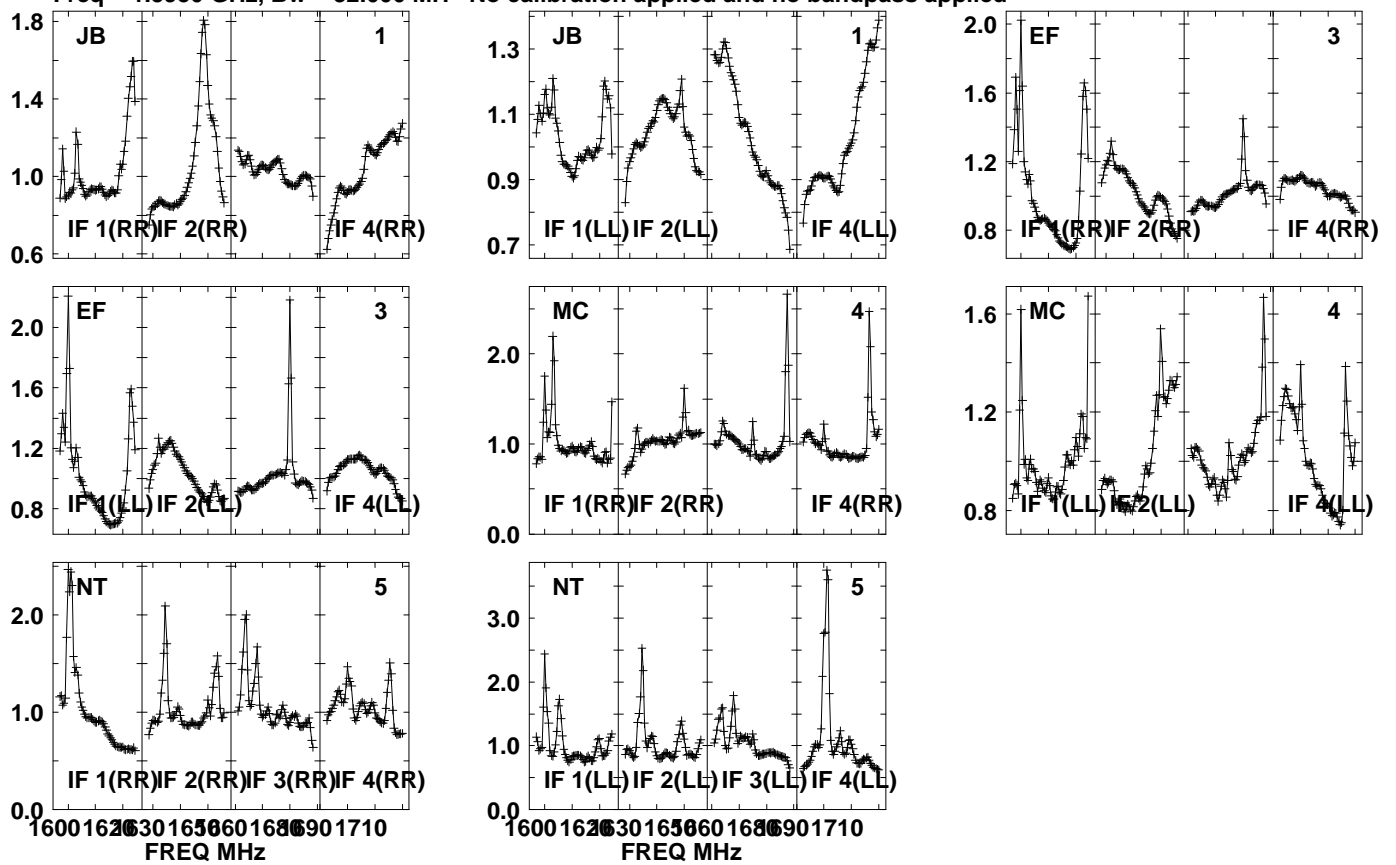
Auto-corr total-power spectrum Antenna: *

Timerange: 00/22:18:51 to 00/22:33:19

Plot file version 76 created 19-JAN-2023 14:13:35

UGC1837 EV024F 2.UVDATA.1

Freq = 1.5950 GHz, Bw = 32.000 MH No calibration applied and no bandpass applied

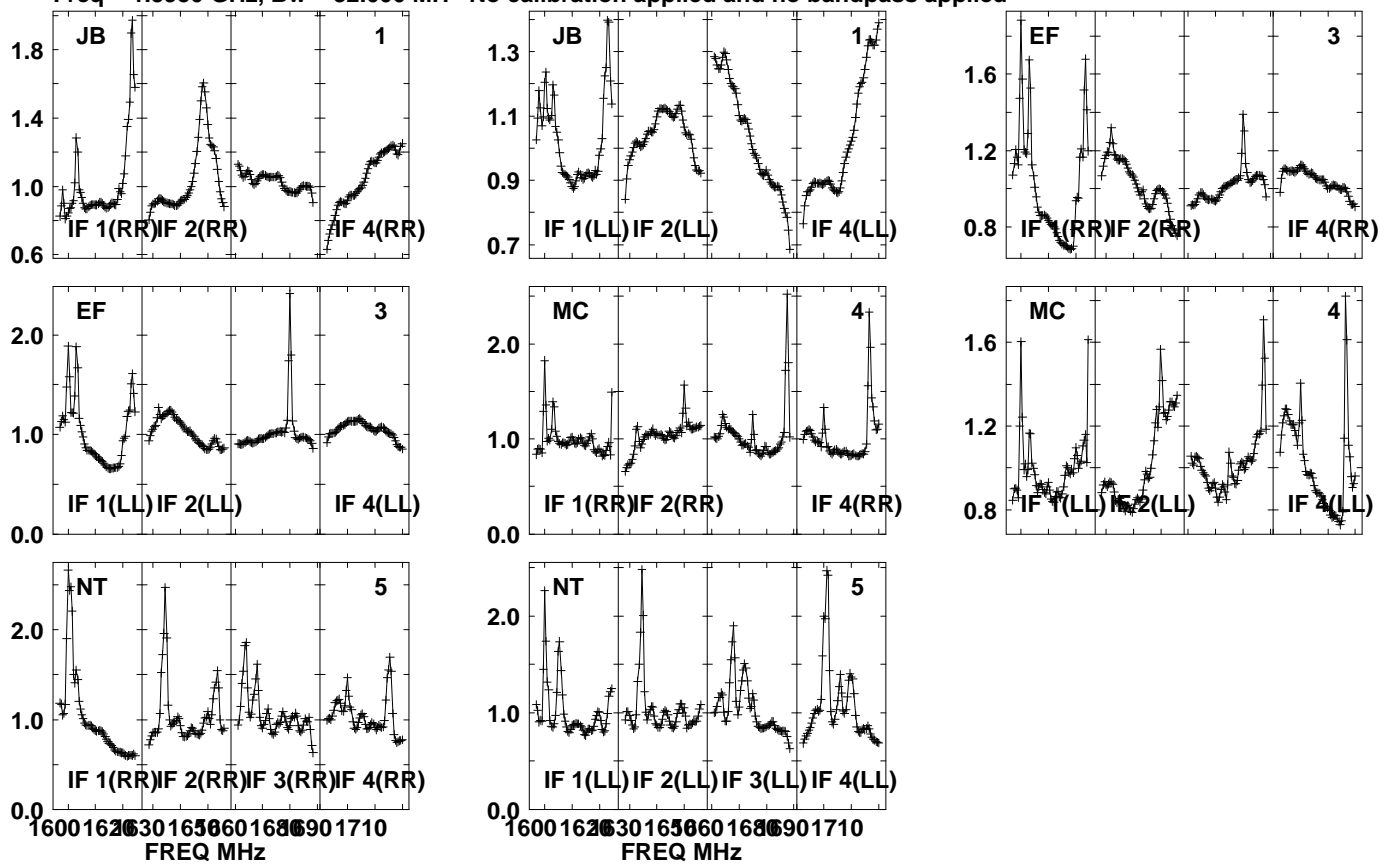


Lower frame: Real Jy
Auto-corr total-power spectrum Antenna: *
Timerange: 00/22:33:51 to 00/22:48:19

Plot file version 77 created 19-JAN-2023 14:13:35

UGC1837 EV024F 2.UVDATA.1

Freq = 1.5950 GHz, Bw = 32.000 MH No calibration applied and no bandpass applied



Lower frame: Real Jy

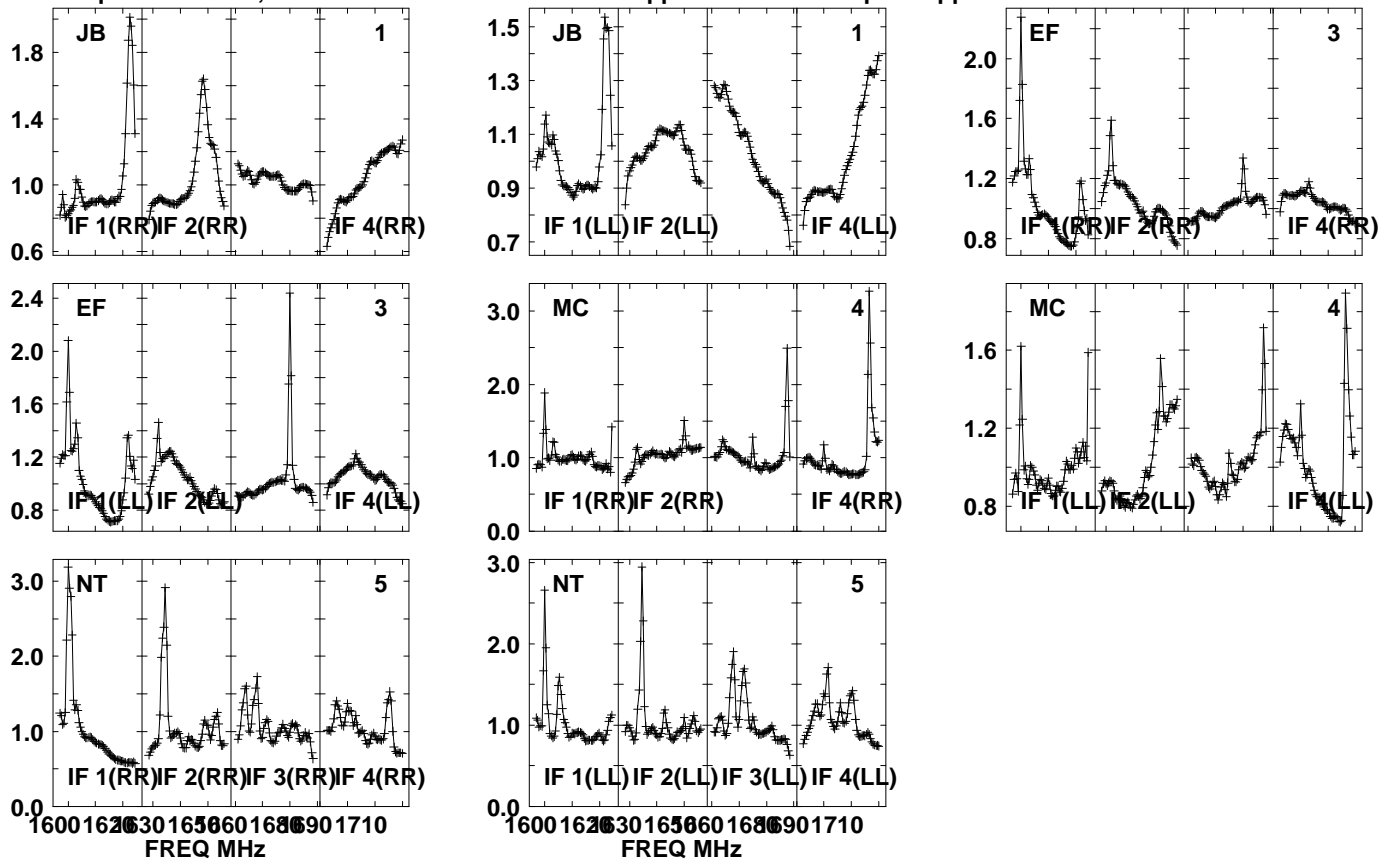
Auto-corr total-power spectrum Antenna: *

Timerange: 00/22:48:51 to 00/23:03:19

Plot file version 78 created 19-JAN-2023 14:13:36

UGC1837 EV024F 2.UVDATA.1

Freq = 1.5950 GHz, Bw = 32.000 MH No calibration applied and no bandpass applied

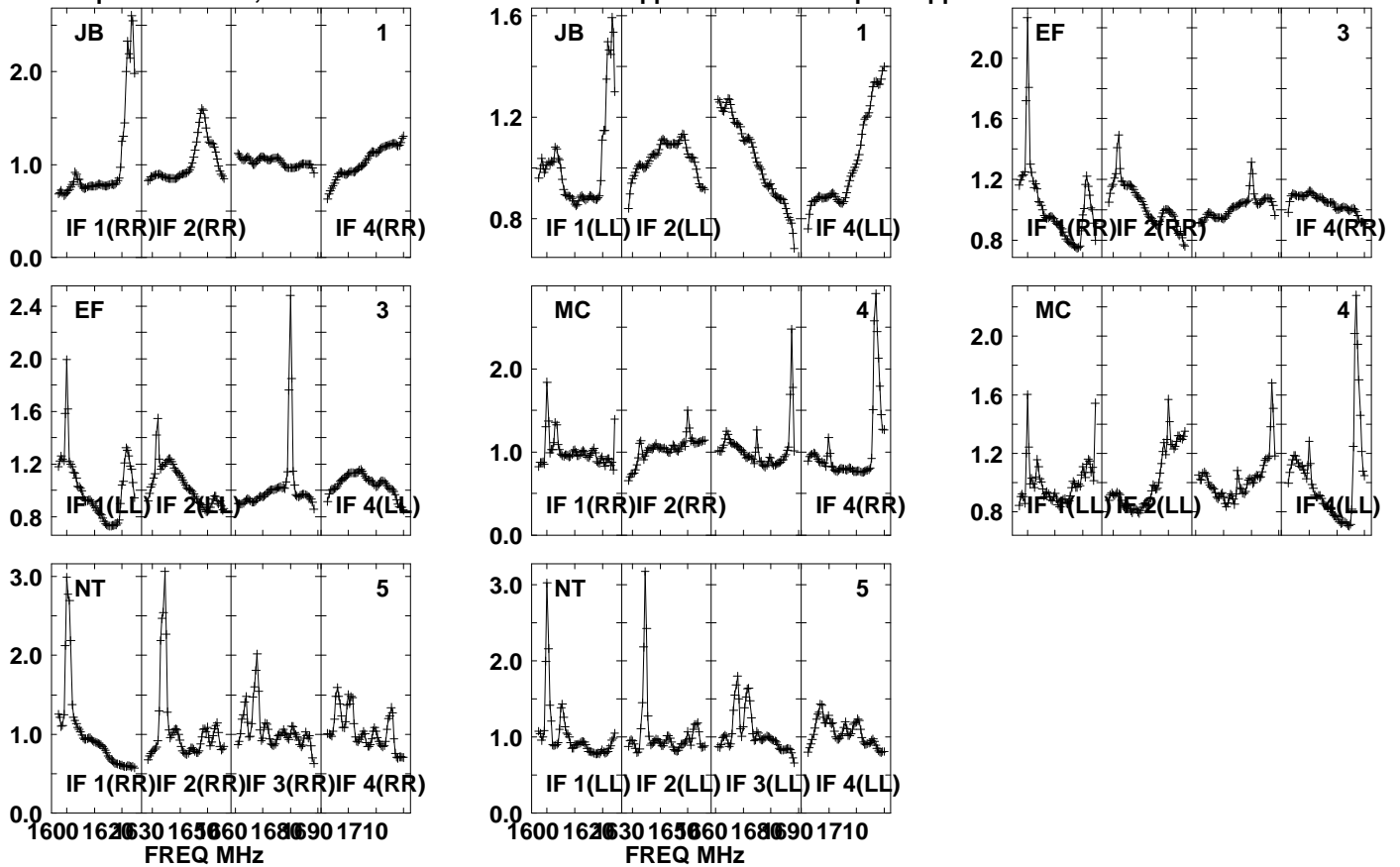


Lower frame: Real Jy
Auto-corr total-power spectrum Antenna: *
Timerange: 00/23:03:51 to 00/23:18:19

Plot file version 79 created 19-JAN-2023 14:13:36

UGC1837 EV024F 2.UVDATA.1

Freq = 1.5950 GHz, Bw = 32.000 MH No calibration applied and no bandpass applied



Lower frame: Real Jy

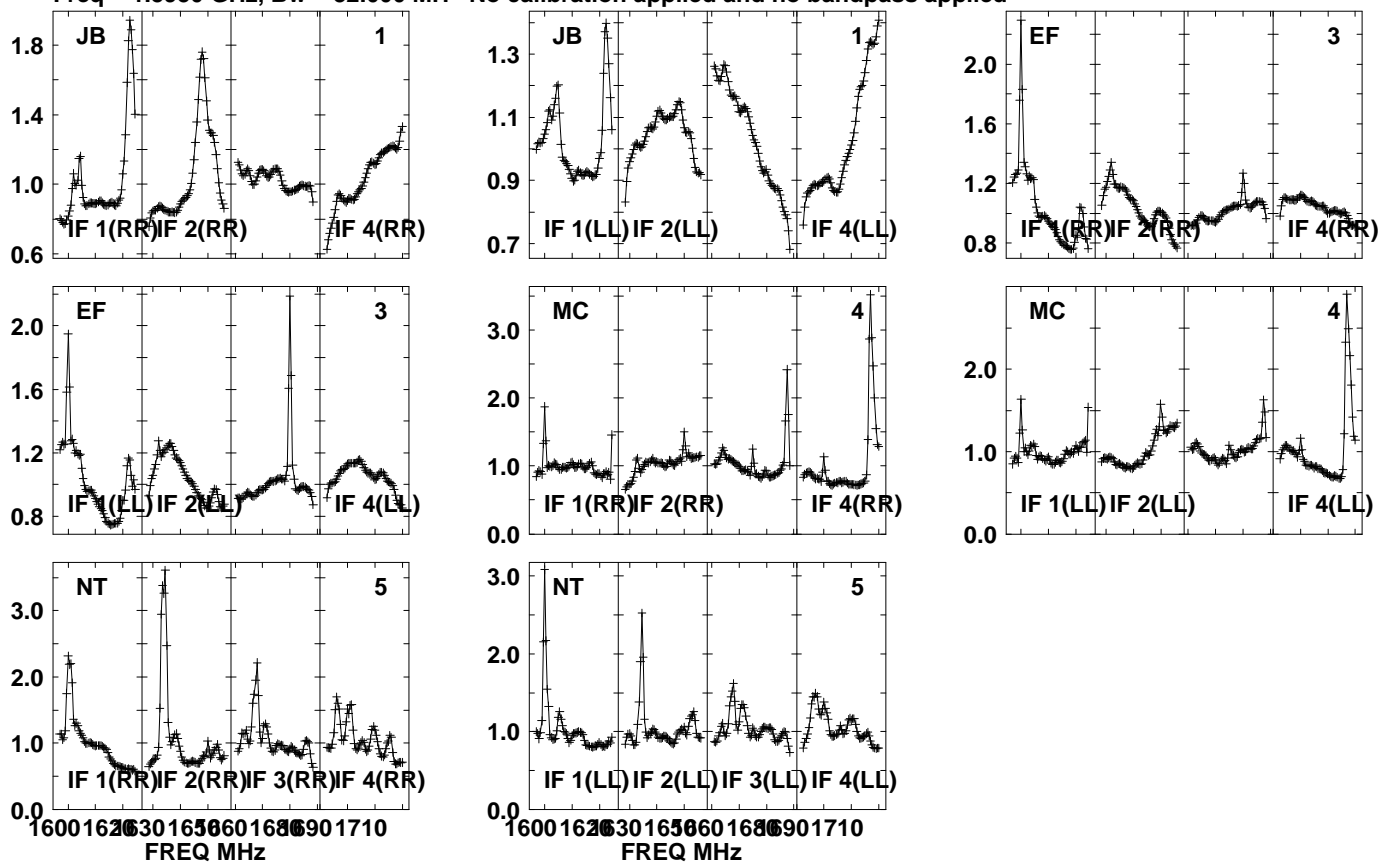
Auto-corr total-power spectrum Antenna: *

Timerange: 00/23:18:51 to 00/23:33:19

Plot file version 80 created 19-JAN-2023 14:13:37

UGC1837 EV024F 2.UVDATA.1

Freq = 1.5950 GHz, Bw = 32.000 MH No calibration applied and no bandpass applied

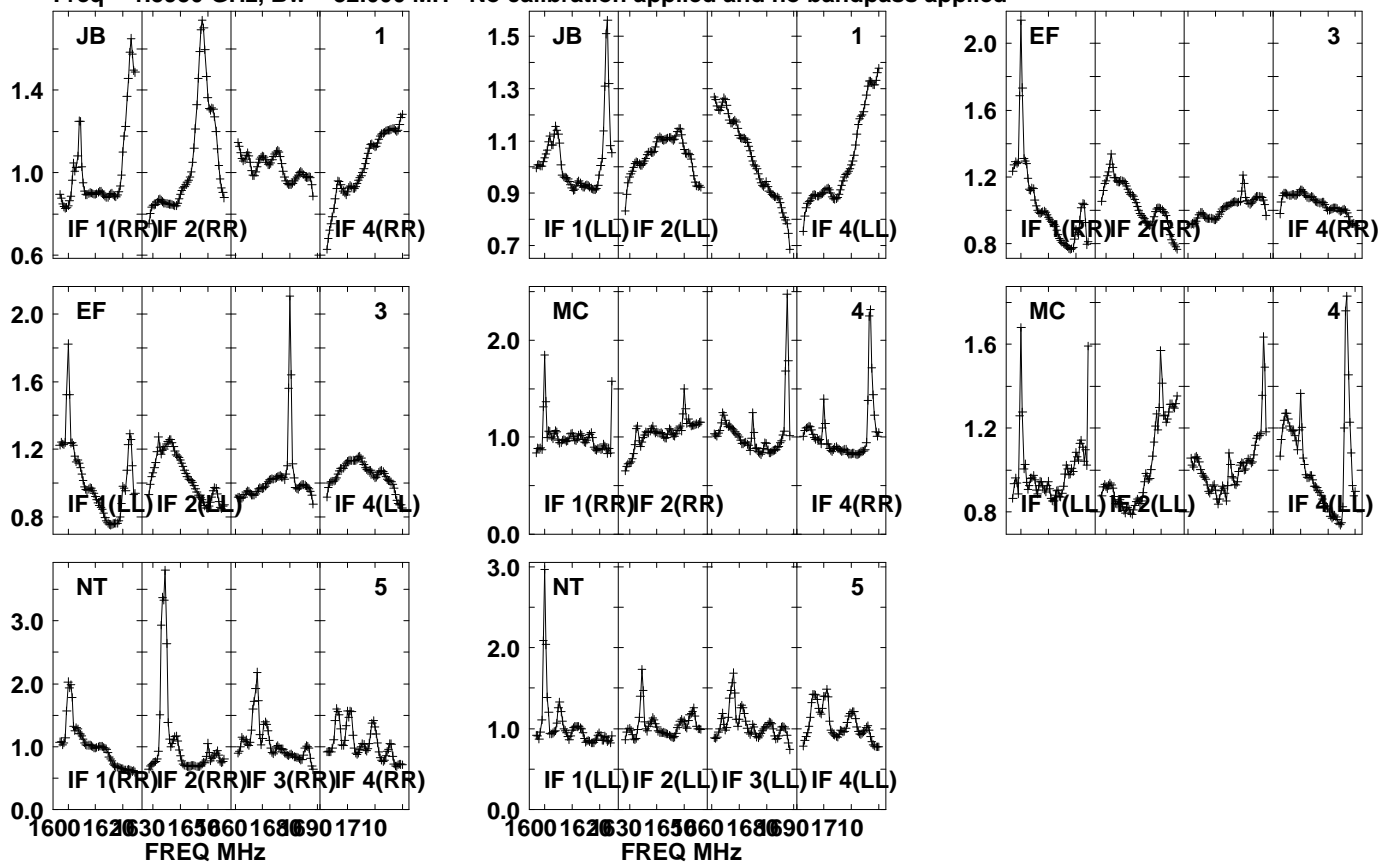


Lower frame: Real Jy
Auto-corr total-power spectrum Antenna: *
Timerange: 00/23:33:51 to 00/23:48:19

Plot file version 81 created 19-JAN-2023 14:13:37

UGC1837 EV024F 2.UVDATA.1

Freq = 1.5950 GHz, Bw = 32.000 MH No calibration applied and no bandpass applied

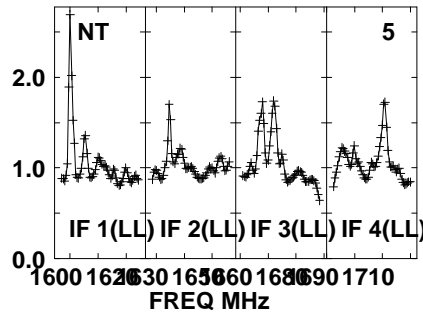
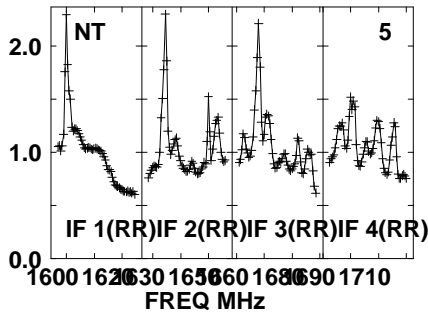
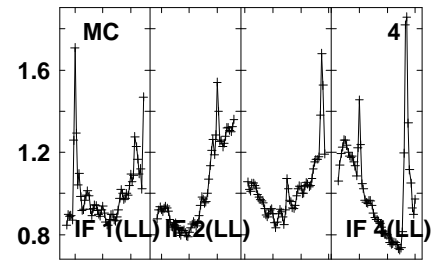
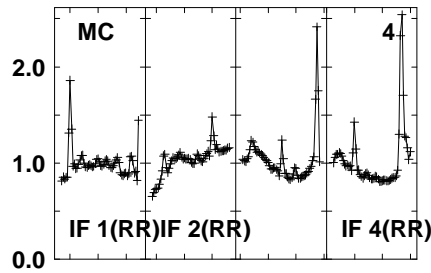
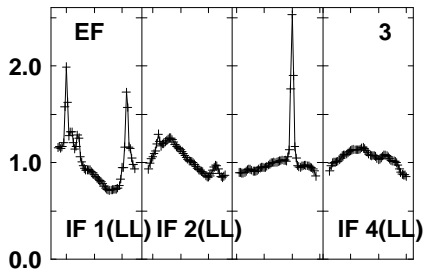
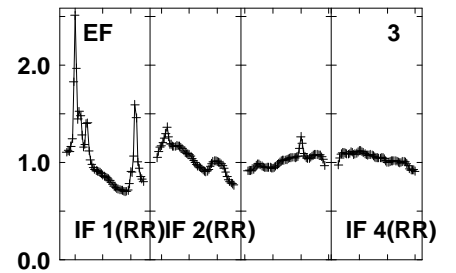
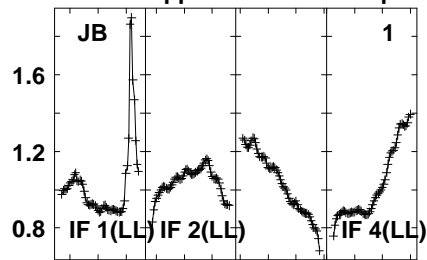
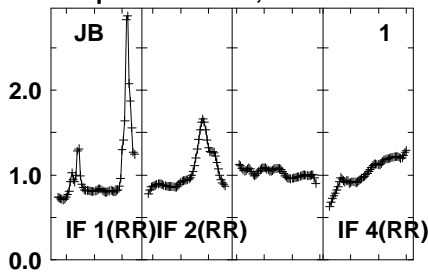


Lower frame: Real Jy
Auto-corr total-power spectrum Antenna: *
Timerange: 00/23:48:51 to 00/23:53:59

Plot file version 82 created 19-JAN-2023 14:13:37

0133+476 EV024F 2.UVDATA.1

Freq = 1.5950 GHz, Bw = 32.000 MH No calibration applied and no bandpass applied



1600 1620 1630 1650 1660 1680 1690 1710
FREQ MHz

1600 1620 1630 1650 1660 1680 1690 1710
FREQ MHz

Lower frame: Real Jy

Auto-corr total-power spectrum Antenna: *

Timerange: 00/23:55:01 to 00/23:59:57