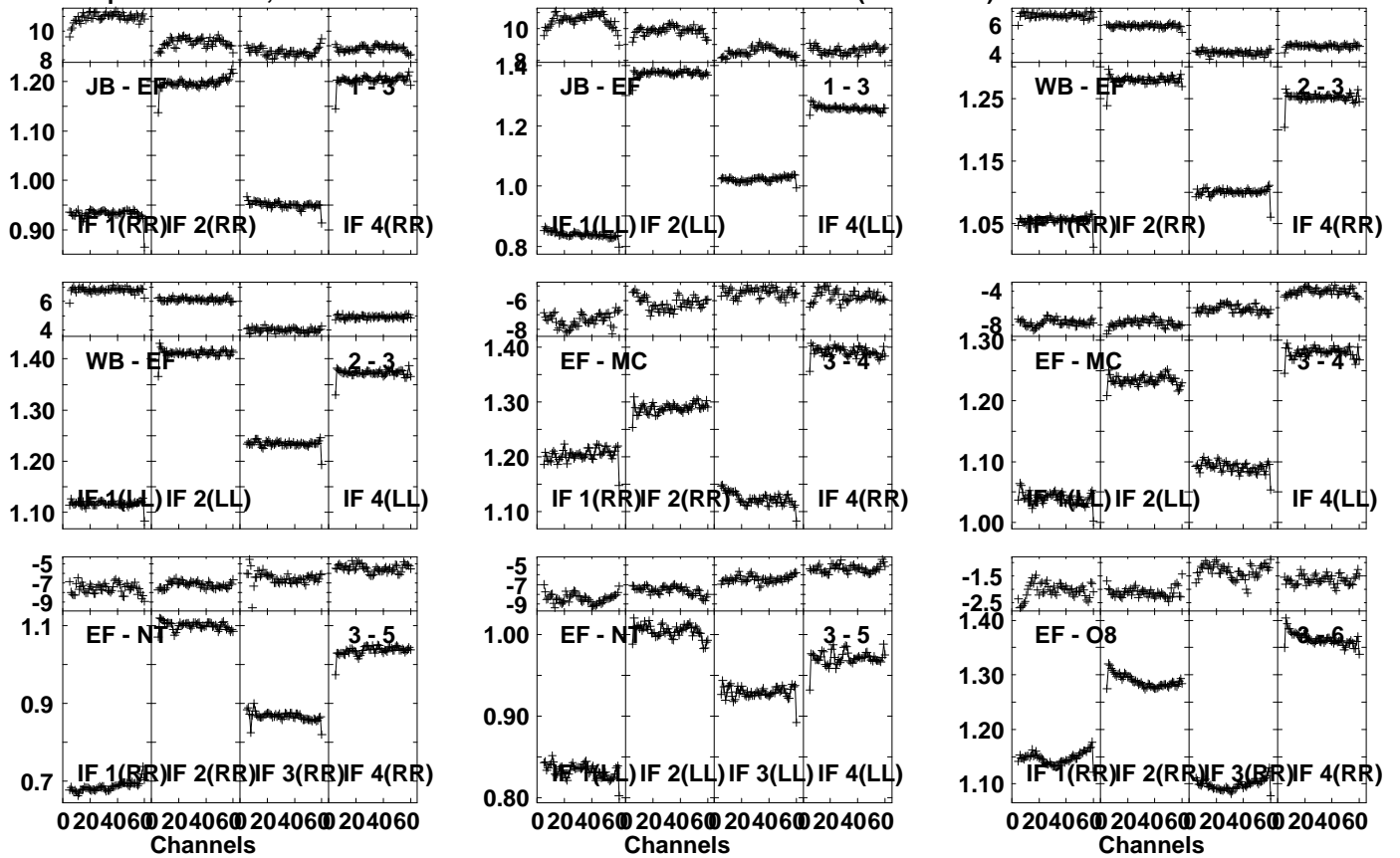


Plot file version 1 created 19-JAN-2023 14:43:22

0133+476 EV024F 2.UVDATA.1

Freq = 1.5950 GHz, Bw = 32.000 MH Calibrated with CL # 4 and BP # 1 (BP mode 1)

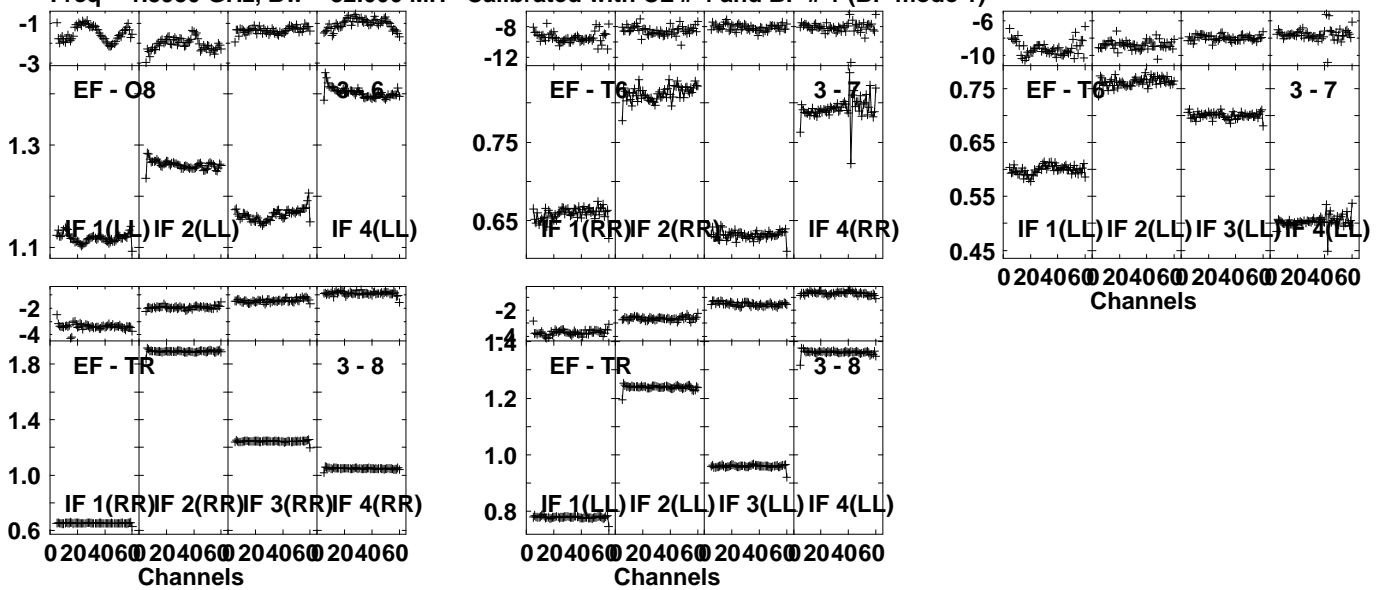


Lower frame: Ampl Jy Top frame: Phas deg
 Vector averaged cross-power spectrum Several baselines displayed
 Timerange: 00/12:00:09 to 00/12:04:59

Plot file version 2 created 19-JAN-2023 14:43:23

0133+476 EV024F 2.UVDATA.1

Freq = 1.5950 GHz, Bw = 32.000 MH Calibrated with CL # 4 and BP # 1 (BP mode 1)

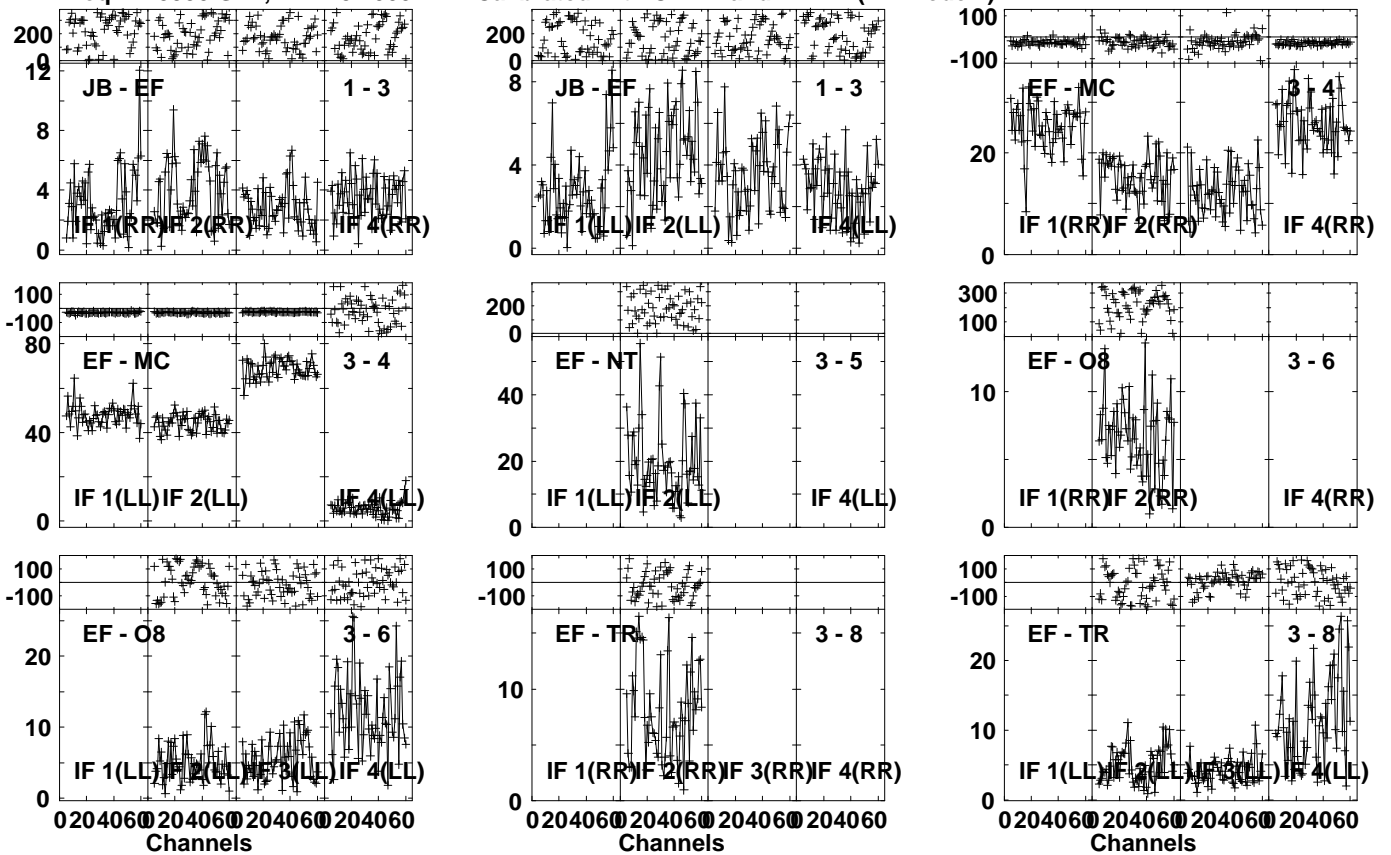


Lower frame: Ampl Jy Top frame: Phas deg
Vector averaged cross-power spectrum Several baselines displayed
Timerange: 00/12:00:09 to 00/12:04:59

Plot file version 3 created 19-JAN-2023 14:43:23

UGC1837 EV024F 2.UVDATA.1

Freq = 1.5950 GHz, Bw = 32.000 MH Calibrated with CL # 4 and BP # 1 (BP mode 1)

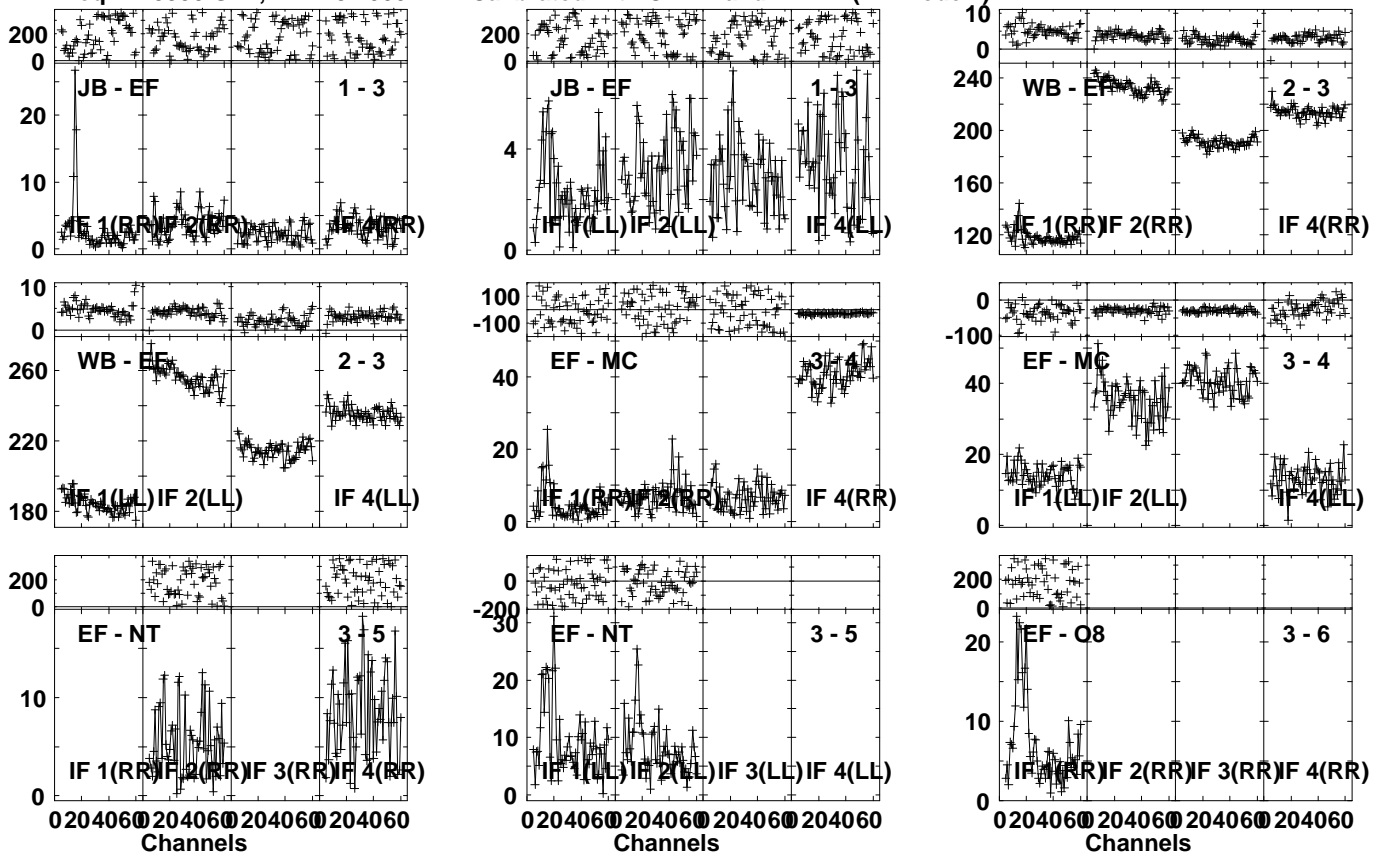


Lower frame: Milli Ampl Jy Top frame: Phas deg
Vector averaged cross-power spectrum Several baselines displayed
Timerange: 00/12:06:11 to 00/12:20:09

Plot file version 4 created 19-JAN-2023 14:43:23

UGC1837 EV024F 2.UVDATA.1

Freq = 1.5950 GHz, Bw = 32.000 MH Calibrated with CL # 4 and BP # 1 (BP mode 1)

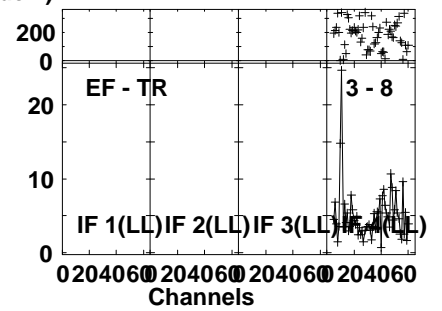
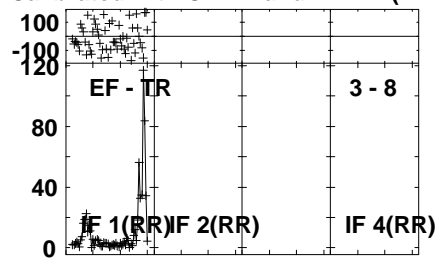
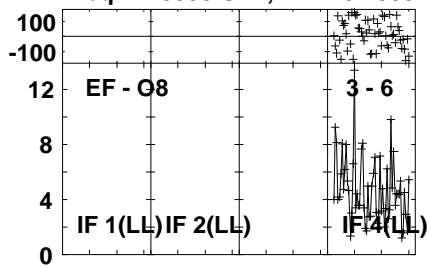


Lower frame: Milli Ampl Jy Top frame: Phas deg
Vector averaged cross-power spectrum Several baselines displayed
Timerange: 00/12:20:41 to 00/12:35:09

Plot file version 5 created 19-JAN-2023 14:43:24

UGC1837 EV024F 2.UVDATA.1

Freq = 1.5950 GHz, Bw = 32.000 MH Calibrated with CL # 4 and BP # 1 (BP mode 1)

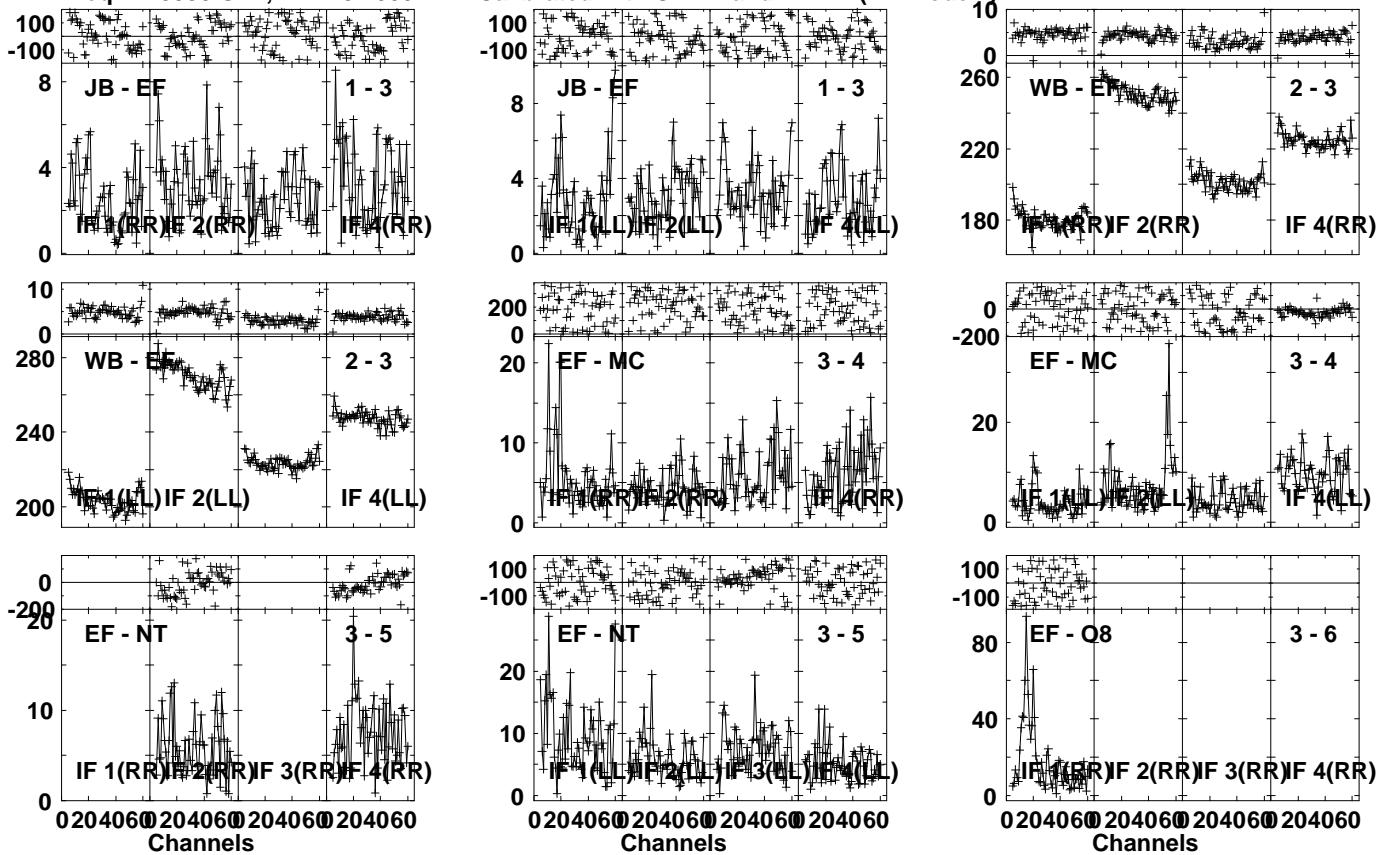


Lower frame: Milli Ampl Jy Top frame: Phas deg
Vector averaged cross-power spectrum Several baselines displayed
Timerange: 00/12:20:41 to 00/12:35:09

Plot file version 6 created 19-JAN-2023 14:43:24

UGC1837 EV024F 2.UVDATA.1

Freq = 1.5950 GHz, Bw = 32.000 MH Calibrated with CL # 4 and BP # 1 (BP mode 1)

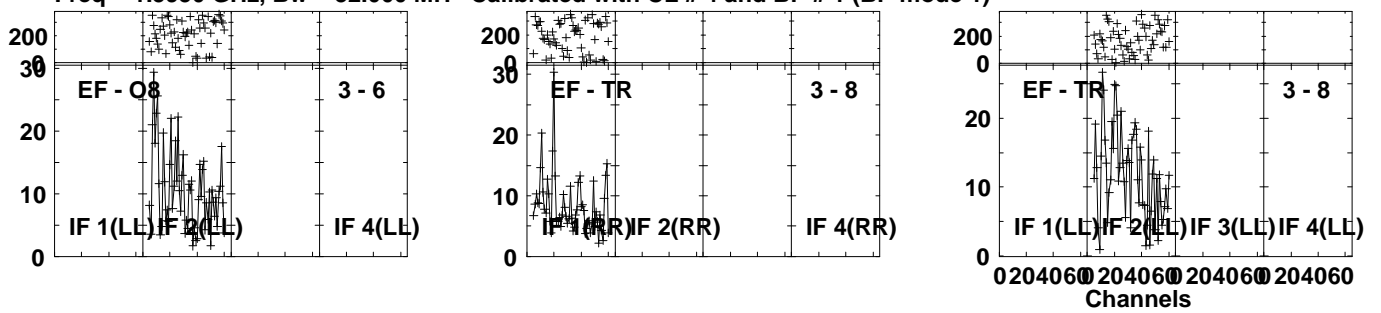


Lower frame: Milli Ampl Jy Top frame: Phas deg
Vector averaged cross-power spectrum Several baselines displayed
Timerange: 00/12:35:41 to 00/12:50:09

Plot file version 7 created 19-JAN-2023 14:43:24

UGC1837 EV024F 2.UVDATA.1

Freq = 1.5950 GHz, Bw = 32.000 MH Calibrated with CL # 4 and BP # 1 (BP mode 1)



Lower frame: Milli Ampl Jy Top frame: Phas deg

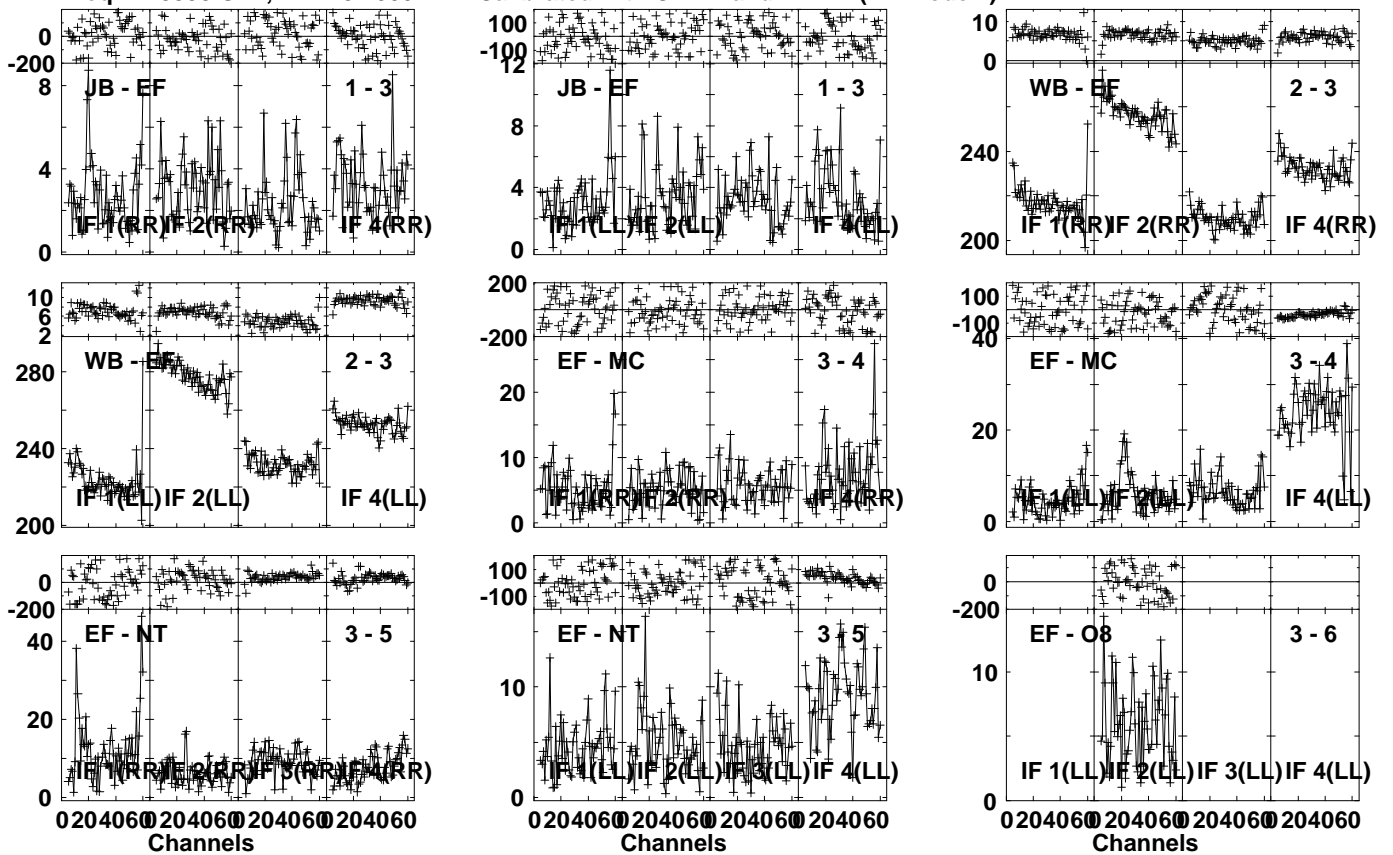
Vector averaged cross-power spectrum Several baselines displayed

Timerange: 00/12:35:41 to 00/12:50:09

Plot file version 8 created 19-JAN-2023 14:43:25

UGC1837 EV024F 2.UVDATA.1

Freq = 1.5950 GHz, Bw = 32.000 MH Calibrated with CL # 4 and BP # 1 (BP mode 1)

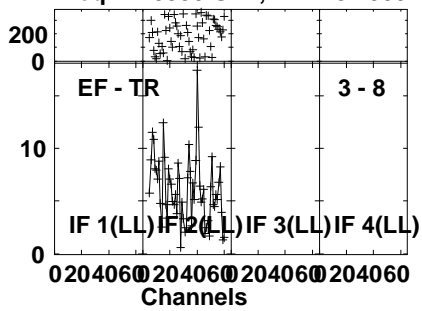


Lower frame: Milli Ampl Jy Top frame: Phas deg
Vector averaged cross-power spectrum Several baselines displayed
Timerange: 00/12:50:41 to 00/13:05:09

Plot file version 9 created 19-JAN-2023 14:43:25

UGC1837 EV024F 2.UVDATA.1

Freq = 1.5950 GHz, Bw = 32.000 MH Calibrated with CL # 4 and BP # 1 (BP mode 1)



Lower frame: Milli Ampl Jy Top frame: Phas deg

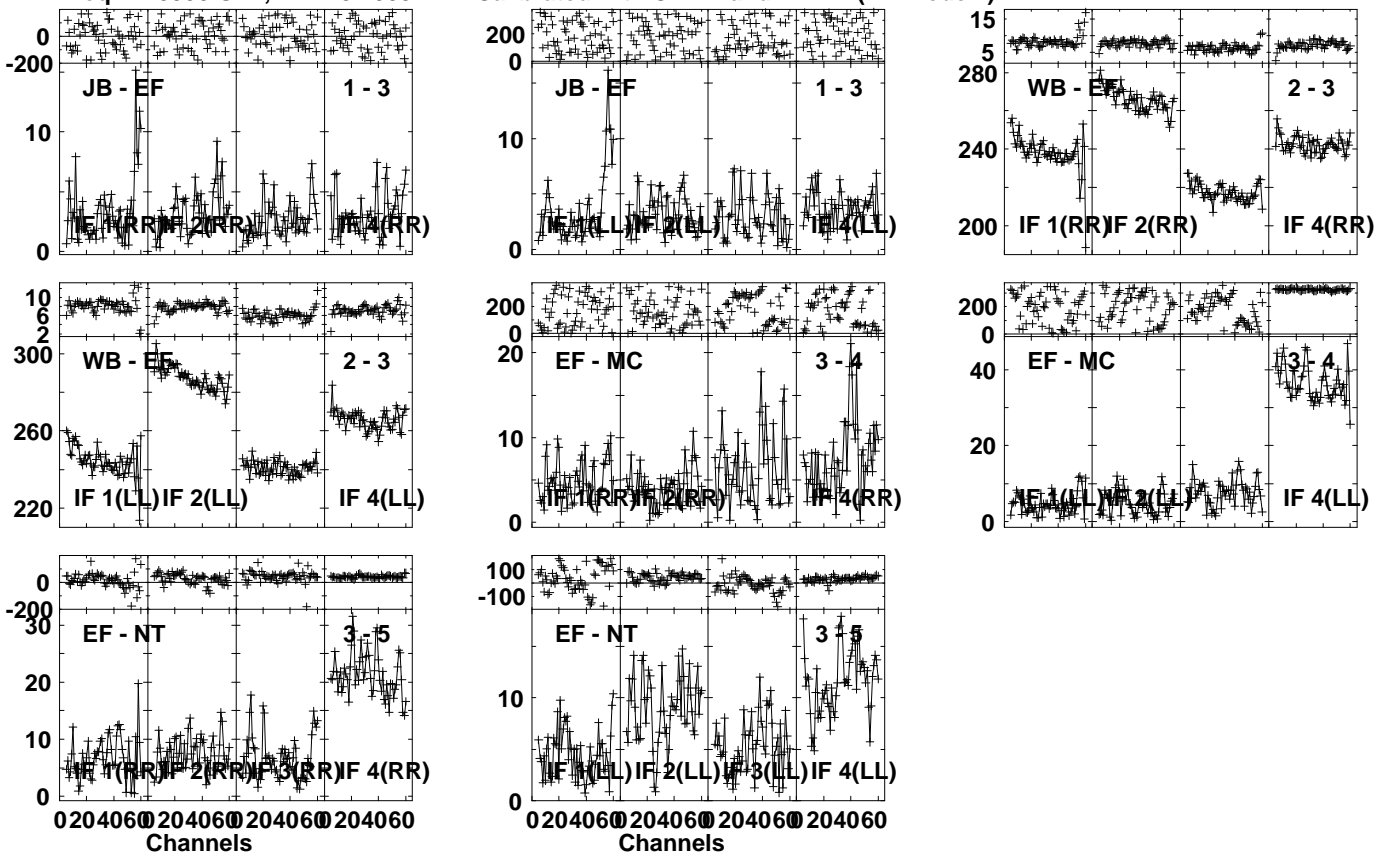
Vector averaged cross-power spectrum Several baselines displayed

Timerange: 00/12:50:41 to 00/13:05:09

Plot file version 10 created 19-JAN-2023 14:43:25

UGC1837 EV024F 2.UVDATA.1

Freq = 1.5950 GHz, Bw = 32.000 MH Calibrated with CL # 4 and BP # 1 (BP mode 1)

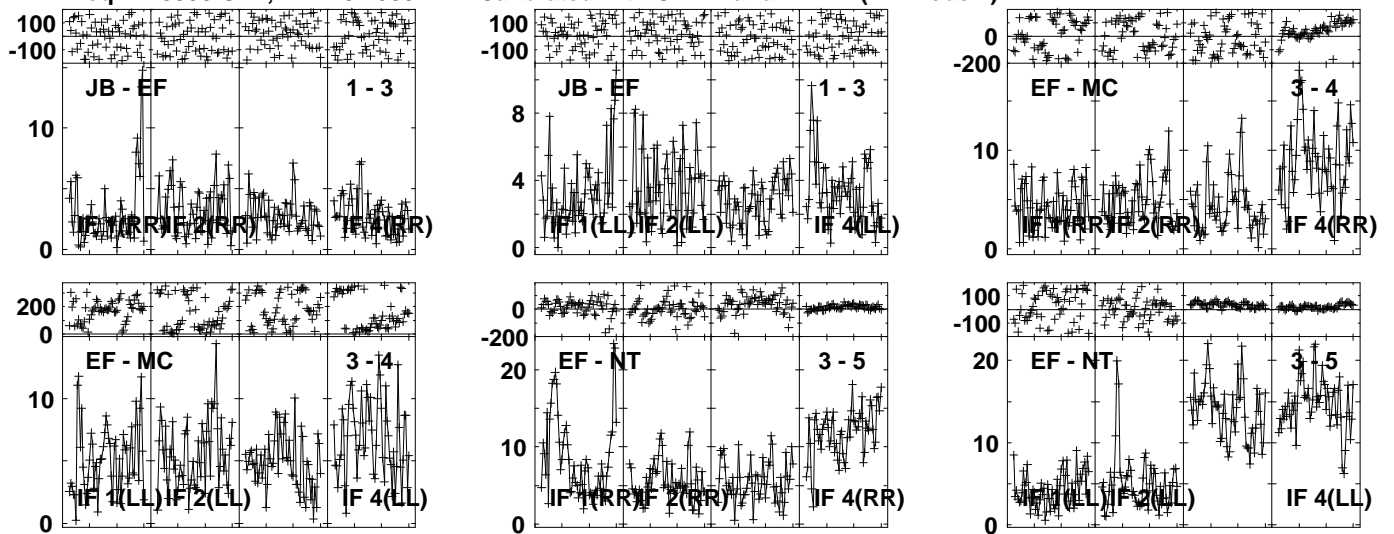


Lower frame: Milli Ampl Jy Top frame: Phas deg
Vector averaged cross-power spectrum Several baselines displayed
Timerange: 00/13:05:41 to 00/13:20:09

Plot file version 11 created 19-JAN-2023 14:43:26

UGC1837 EV024F 2.UVDATA.1

Freq = 1.5950 GHz, Bw = 32.000 MH Calibrated with CL # 4 and BP # 1 (BP mode 1)



Lower frame: Milli Ampl Jy Top frame: Phas deg

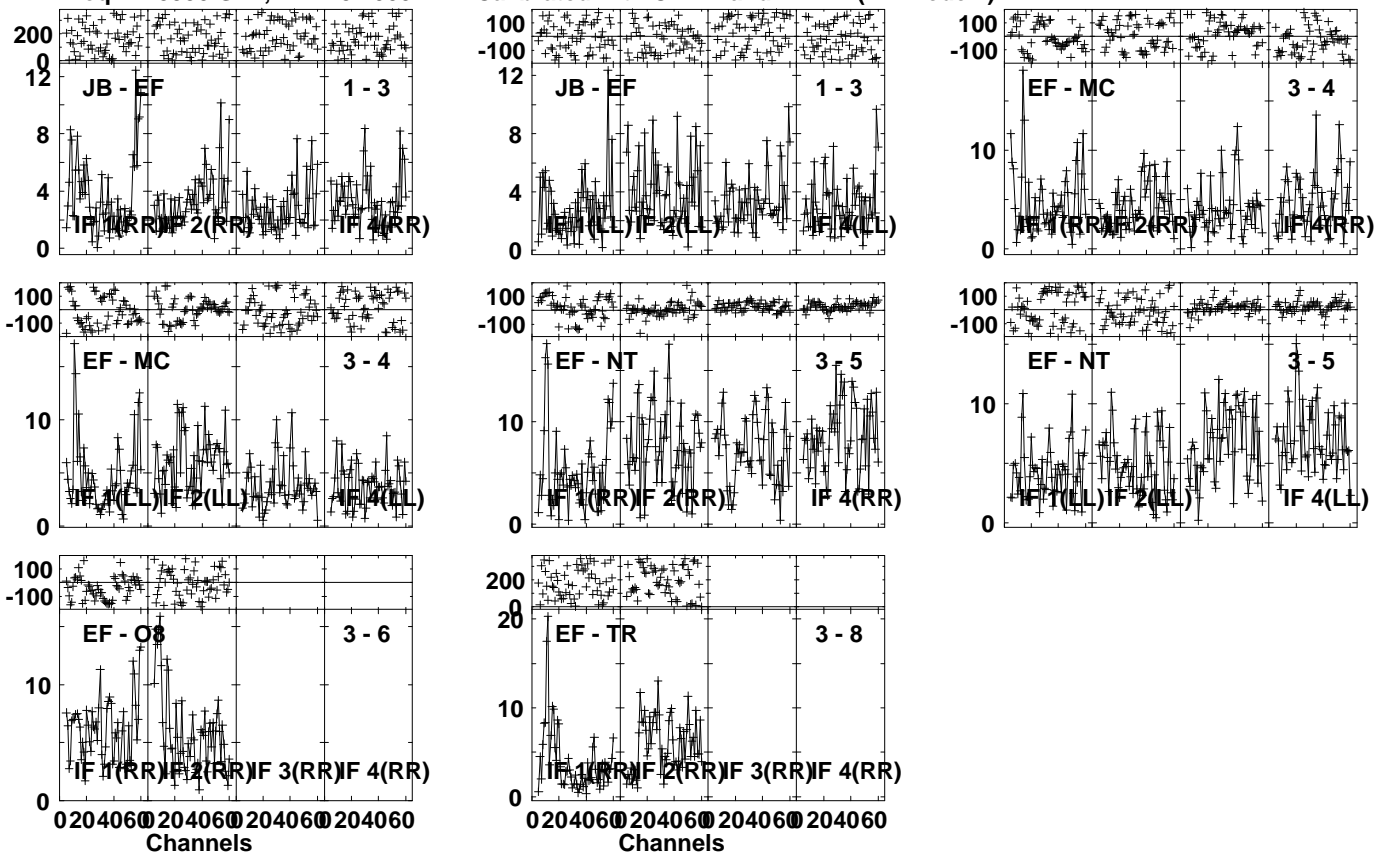
Vector averaged cross-power spectrum Several baselines displayed

Timerange: 00/13:20:41 to 00/13:35:09

Plot file version 12 created 19-JAN-2023 14:43:27

UGC1837 EV024F 2.UVDATA.1

Freq = 1.5950 GHz, Bw = 32.000 MH Calibrated with CL # 4 and BP # 1 (BP mode 1)



Lower frame: Milli Ampl Jy Top frame: Phas deg

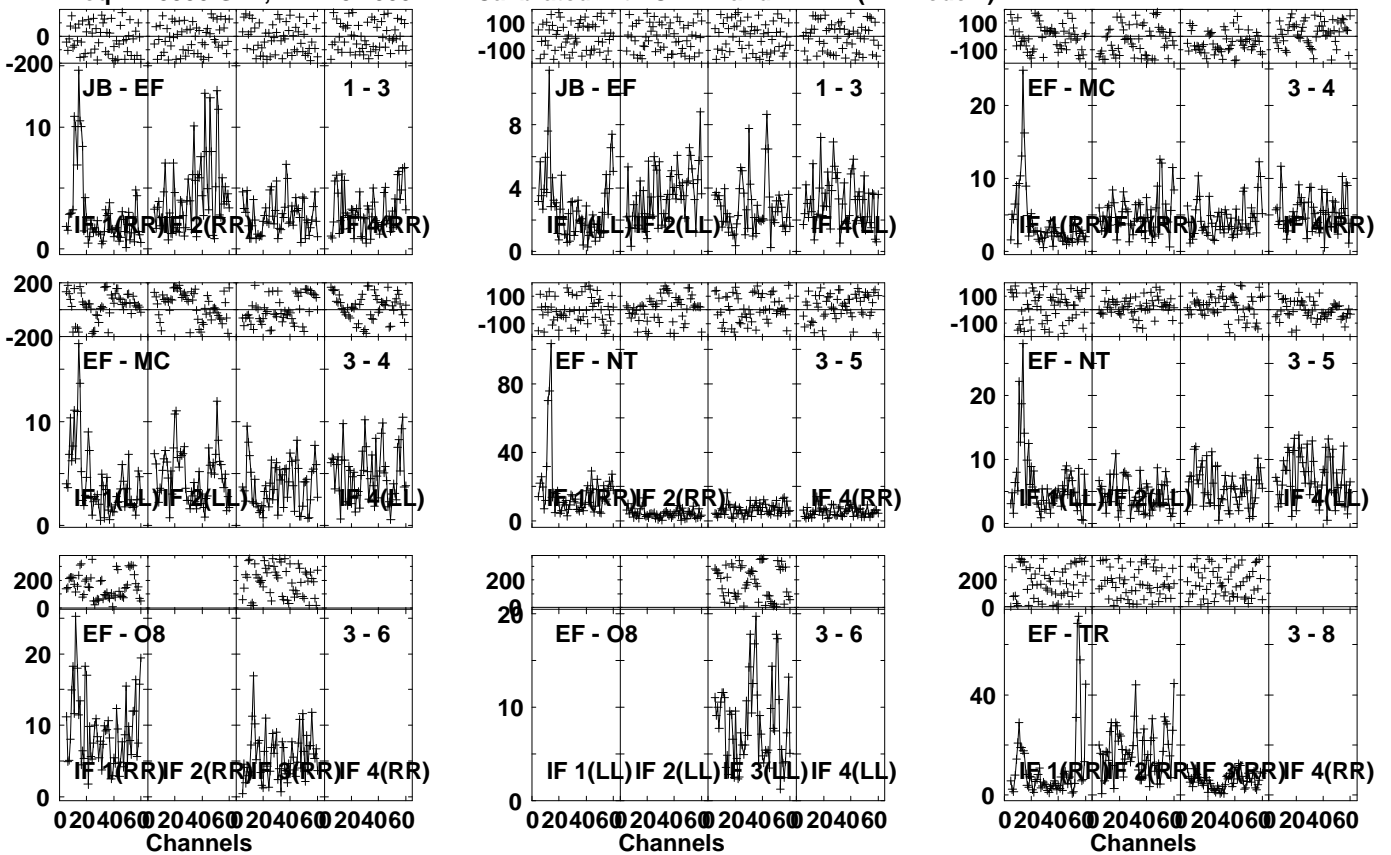
Vector averaged cross-power spectrum Several baselines displayed

Timerange: 00/13:35:41 to 00/13:50:09

Plot file version 13 created 19-JAN-2023 14:43:27

UGC1837 EV024F 2.UVDATA.1

Freq = 1.5950 GHz, Bw = 32.000 MH Calibrated with CL # 4 and BP # 1 (BP mode 1)

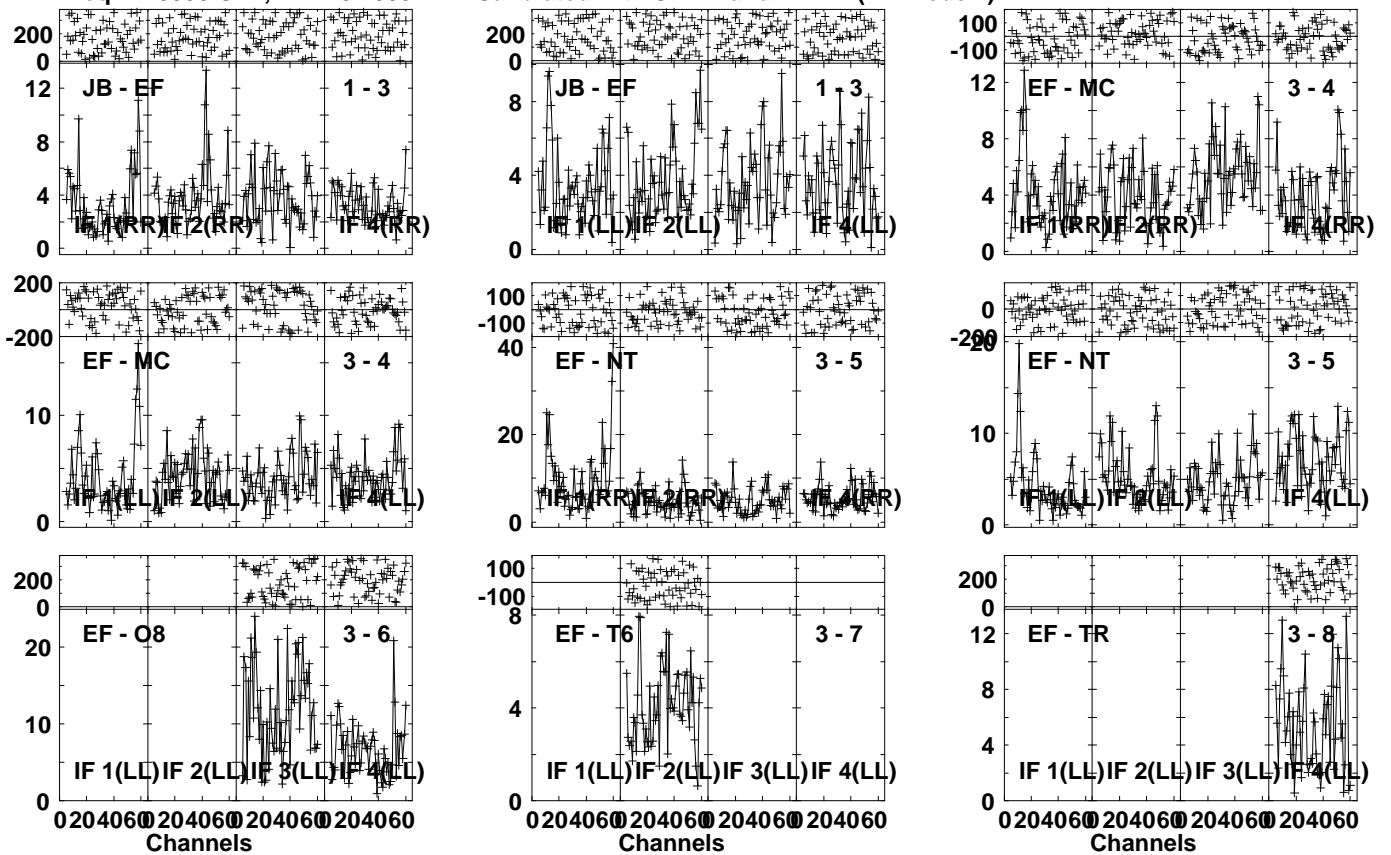


Lower frame: Milli Ampl Jy Top frame: Phas deg
Vector averaged cross-power spectrum Several baselines displayed
Timerange: 00/13:50:41 to 00/14:05:09

Plot file version 14 created 19-JAN-2023 14:43:28

UGC1837 EV024F 2.UVDATA.1

Freq = 1.5950 GHz, Bw = 32.000 MH Calibrated with CL # 4 and BP # 1 (BP mode 1)

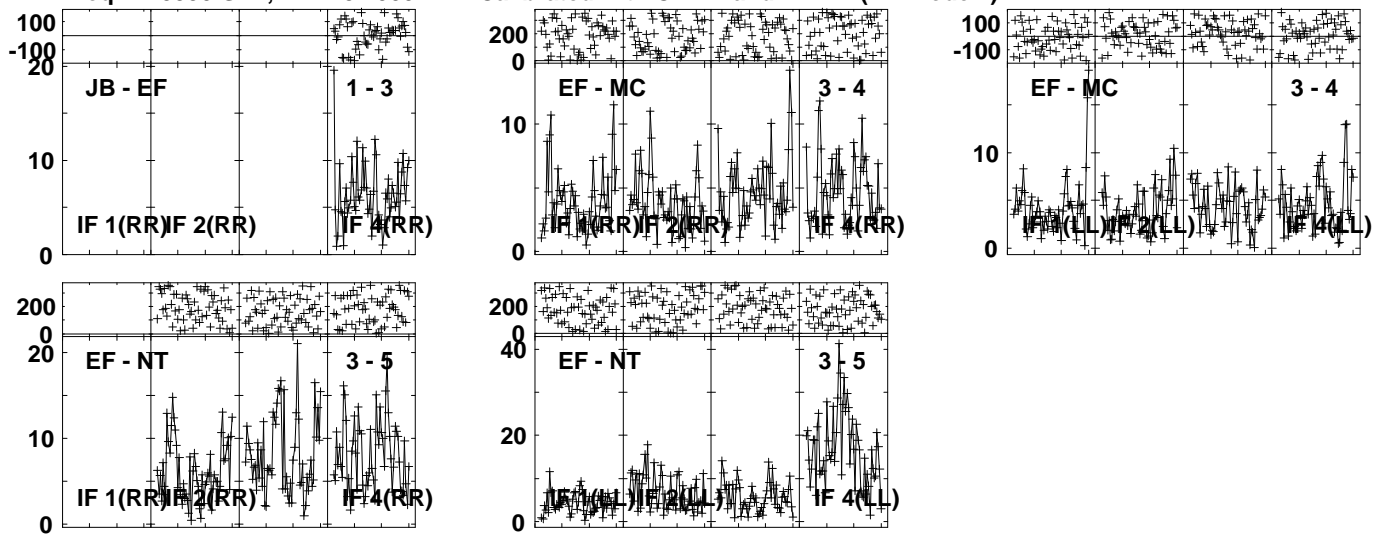


Lower frame: Milli Ampl Jy Top frame: Phas deg
Vector averaged cross-power spectrum Several baselines displayed
Timerange: 00/14:05:41 to 00/14:20:09

Plot file version 15 created 19-JAN-2023 14:43:28

UGC1837 EV024F 2.UVDATA.1

Freq = 1.5950 GHz, Bw = 32.000 MH Calibrated with CL # 4 and BP # 1 (BP mode 1)



Lower frame: Milli Ampl Jy Top frame: Phas deg

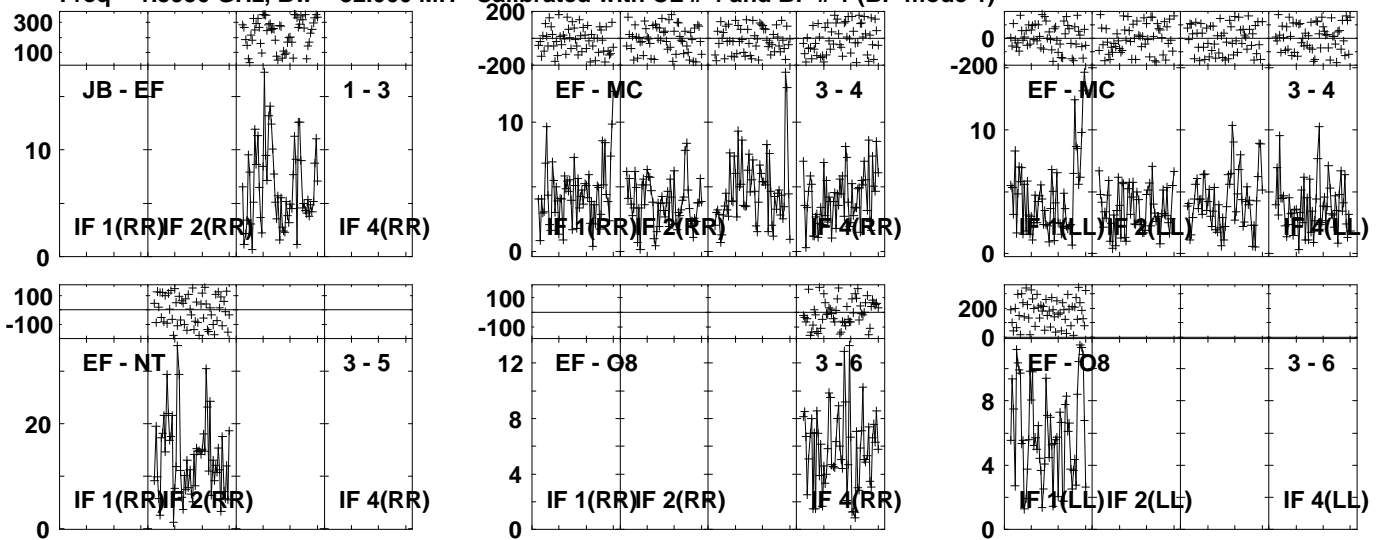
Vector averaged cross-power spectrum Several baselines displayed

Timerange: 00/14:20:41 to 00/14:35:09

Plot file version 16 created 19-JAN-2023 14:43:29

UGC1837 EV024F 2.UVDATA.1

Freq = 1.5950 GHz, Bw = 32.000 MH Calibrated with CL # 4 and BP # 1 (BP mode 1)

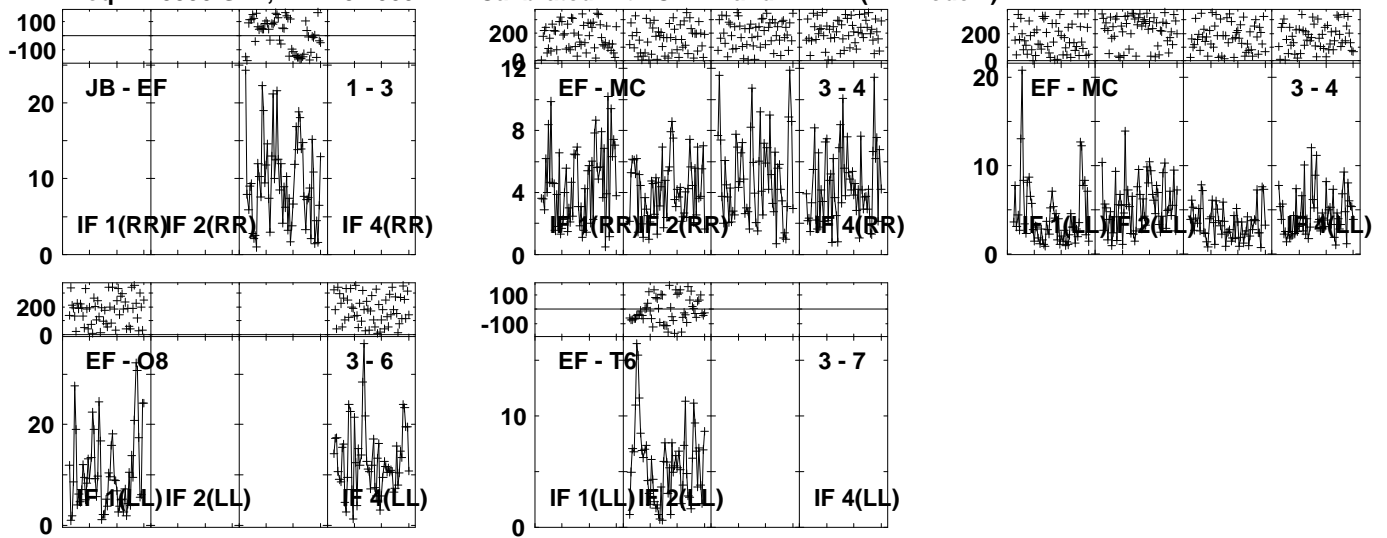


Lower frame: Milli Ampl Jy Top frame: Phas deg
Vector averaged cross-power spectrum Several baselines displayed
Timerange: 00/14:35:41 to 00/14:50:09

Plot file version 17 created 19-JAN-2023 14:43:30

UGC1837 EV024F 2.UVDATA.1

Freq = 1.5950 GHz, Bw = 32.000 MH Calibrated with CL # 4 and BP # 1 (BP mode 1)



Lower frame: Milli Ampl Jy Top frame: Phas deg

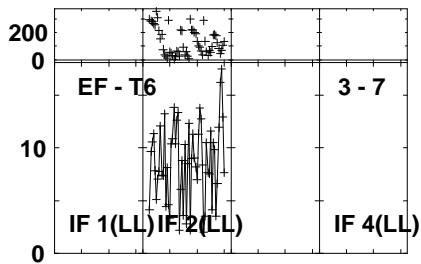
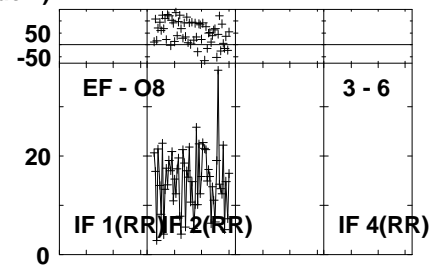
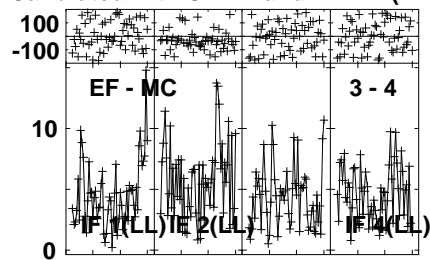
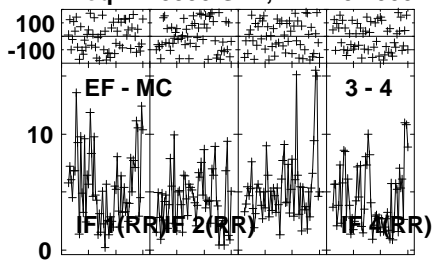
Vector averaged cross-power spectrum Several baselines displayed

Timerange: 00/14:50:41 to 00/15:05:09

Plot file version 18 created 19-JAN-2023 14:43:30

UGC1837 EV024F 2.UVDATA.1

Freq = 1.5950 GHz, Bw = 32.000 MH Calibrated with CL # 4 and BP # 1 (BP mode 1)



Lower frame: Milli Ampl Jy Top frame: Phas deg

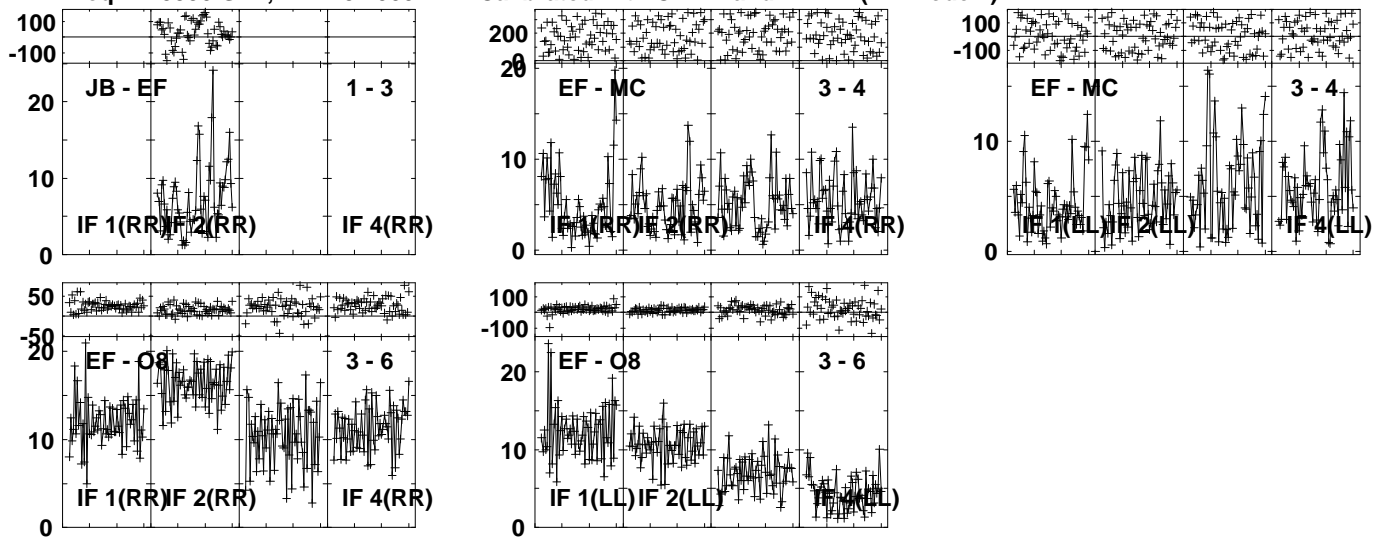
Vector averaged cross-power spectrum Several baselines displayed

Timerange: 00/15:05:41 to 00/15:20:09

Plot file version 19 created 19-JAN-2023 14:43:31

UGC1837 EV024F 2.UVDATA.1

Freq = 1.5950 GHz, Bw = 32.000 MH Calibrated with CL # 4 and BP # 1 (BP mode 1)

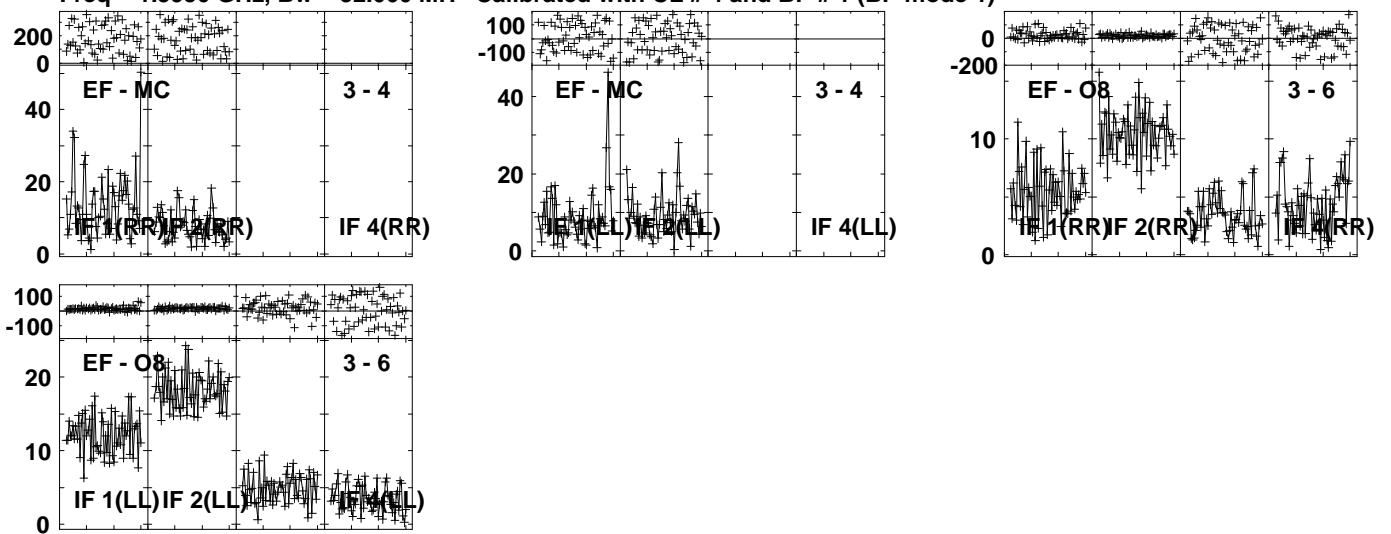


Lower frame: Milli Ampl Jy Top frame: Phas deg
Vector averaged cross-power spectrum Several baselines displayed
Timerange: 00/15:20:41 to 00/15:35:09

Plot file version 20 created 19-JAN-2023 14:43:31

UGC1837 EV024F 2.UVDATA.1

Freq = 1.5950 GHz, Bw = 32.000 MH Calibrated with CL # 4 and BP # 1 (BP mode 1)

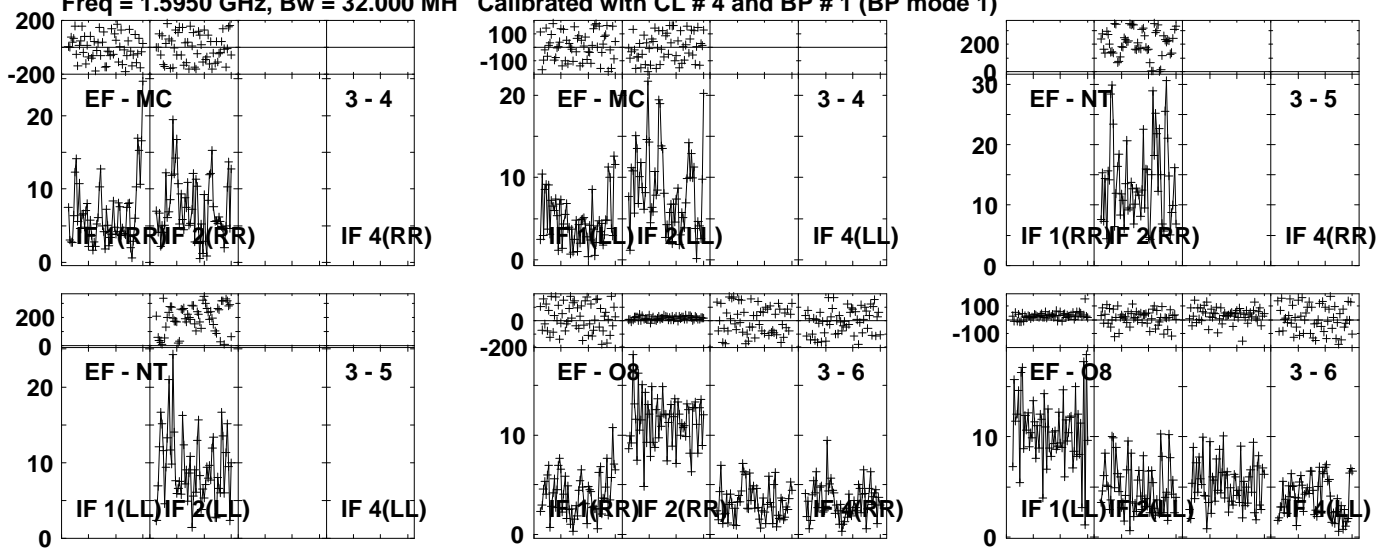


Lower frame: Milli Ampl Jy Top frame: Phas deg
Vector averaged cross-power spectrum Several baselines displayed
Timerange: 00/15:35:41 to 00/15:50:09

Plot file version 21 created 19-JAN-2023 14:43:32

UGC1837 EV024F 2.UVDATA.1

Freq = 1.5950 GHz, Bw = 32.000 MH Calibrated with CL # 4 and BP # 1 (BP mode 1)

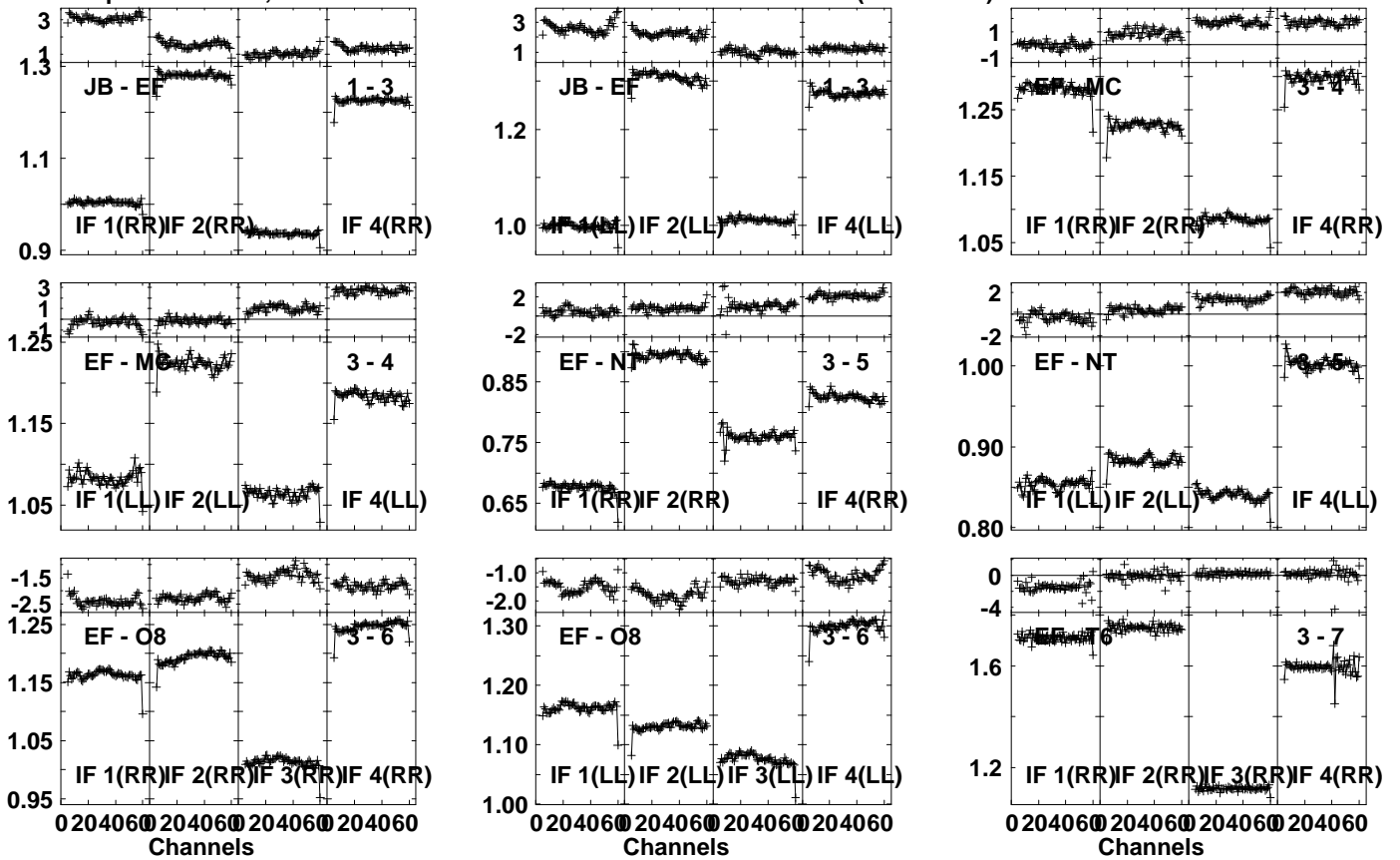


Lower frame: Milli Ampl Jy Top frame: Phas deg
Vector averaged cross-power spectrum Several baselines displayed
Timerange: 00/15:50:41 to 00/16:05:09

Plot file version 22 created 19-JAN-2023 14:43:32

0133+476 EV024F 2.UVDATA.1

Freq = 1.5950 GHz, Bw = 32.000 MH Calibrated with CL # 4 and BP # 1 (BP mode 1)

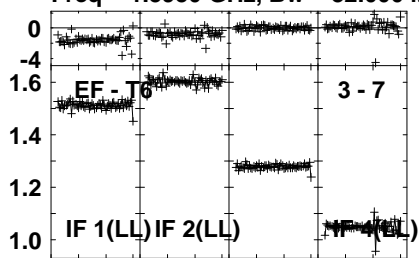


Lower frame: Ampl Jy Top frame: Phas deg
Vector averaged cross-power spectrum Several baselines displayed
Timerange: 00/16:10:11 to 00/16:15:09

Plot file version 23 created 19-JAN-2023 14:43:33

0133+476 EV024F 2.UVDATA.1

Freq = 1.5950 GHz, Bw = 32.000 MH Calibrated with CL # 4 and BP # 1 (BP mode 1)

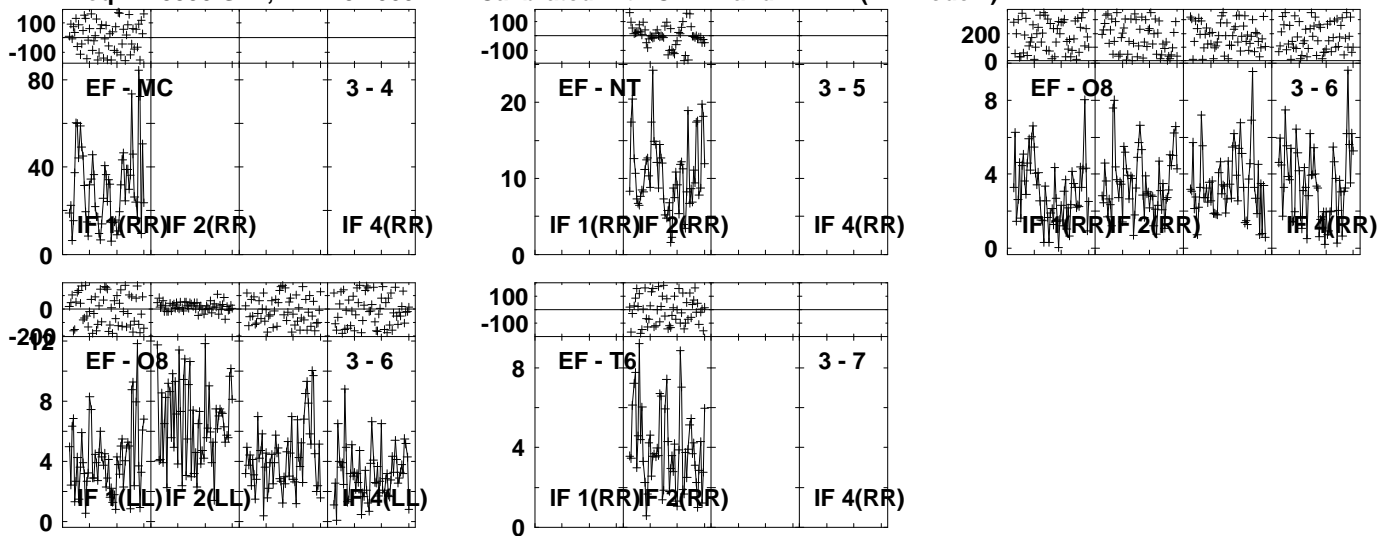


Lower frame: Ampl Jy Top frame: Phas deg
Vector averaged cross-power spectrum Several baselines displayed
Timerange: 00/16:10:11 to 00/16:15:09

Plot file version 24 created 19-JAN-2023 14:43:33

UGC1837 EV024F 2.UVDATA.1

Freq = 1.5950 GHz, Bw = 32.000 MH Calibrated with CL # 4 and BP # 1 (BP mode 1)

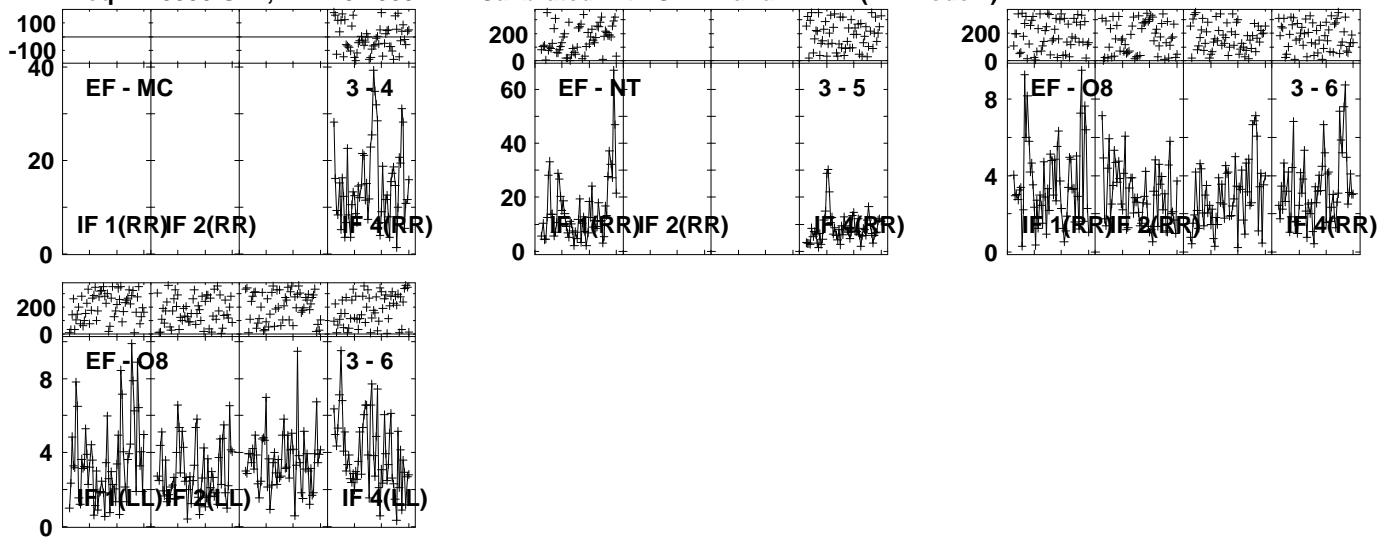


Lower frame: Milli Ampl Jy Top frame: Phas deg
Vector averaged cross-power spectrum Several baselines displayed
Timerange: 00/16:16:21 to 00/16:30:19

Plot file version 25 created 19-JAN-2023 14:43:35

UGC1837 EV024F 2.UVDATA.1

Freq = 1.5950 GHz, Bw = 32.000 MH Calibrated with CL # 4 and BP # 1 (BP mode 1)



Lower frame: Milli Ampl Jy Top frame: Phas deg

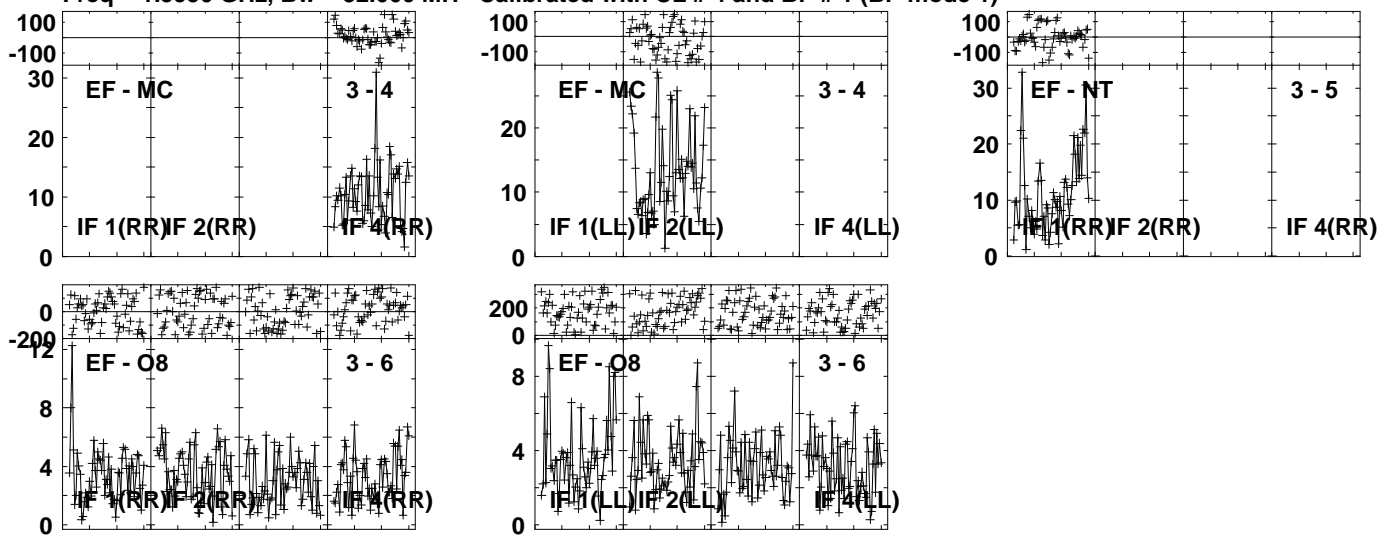
Vector averaged cross-power spectrum Several baselines displayed

Timerange: 00/16:30:51 to 00/16:45:19

Plot file version 26 created 19-JAN-2023 14:43:35

UGC1837 EV024F 2.UVDATA.1

Freq = 1.5950 GHz, Bw = 32.000 MH Calibrated with CL # 4 and BP # 1 (BP mode 1)



Lower frame: Milli Ampl Jy Top frame: Phas deg

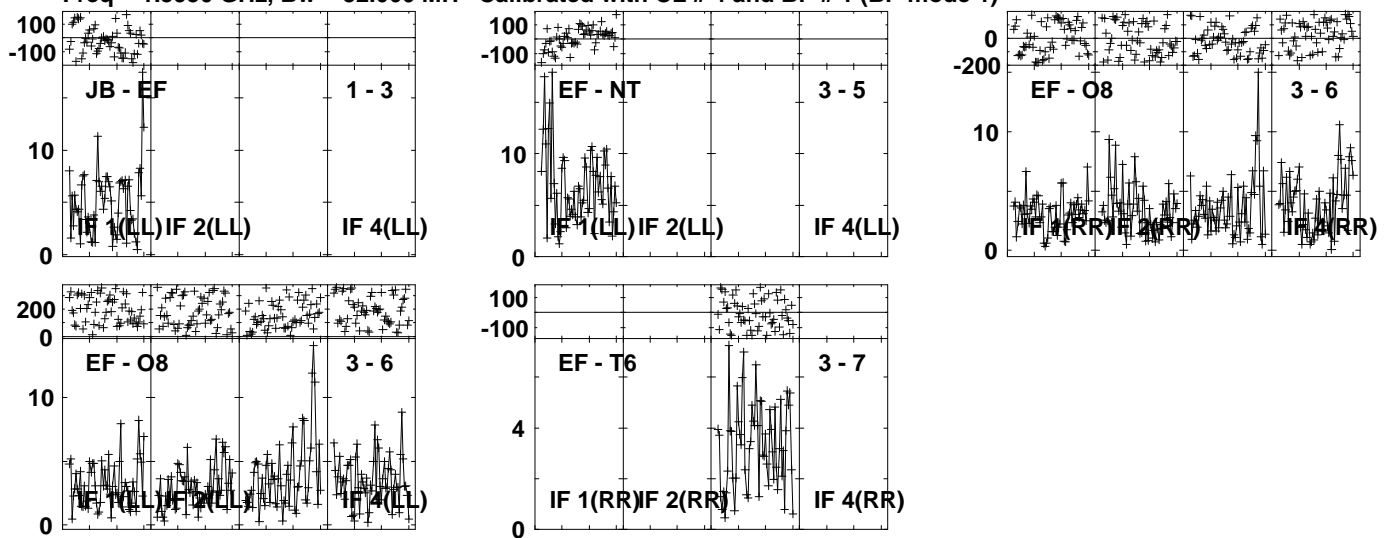
Vector averaged cross-power spectrum Several baselines displayed

Timerange: 00:16:45:51 to 00:17:00:19

Plot file version 27 created 19-JAN-2023 14:43:36

UGC1837 EV024F 2.UVDATA.1

Freq = 1.5950 GHz, Bw = 32.000 MH Calibrated with CL # 4 and BP # 1 (BP mode 1)



Lower frame: Milli Ampl Jy Top frame: Phas deg

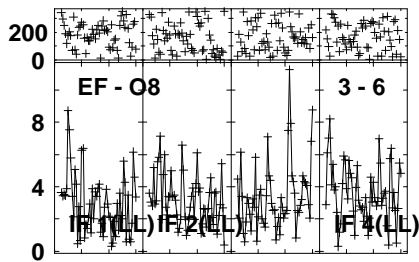
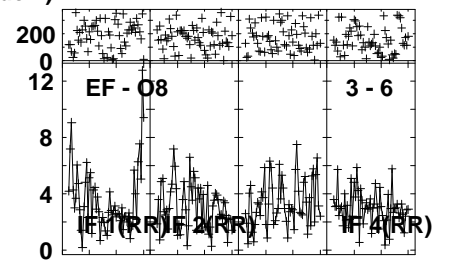
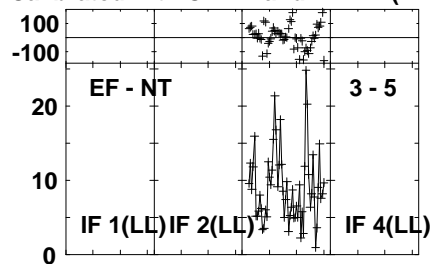
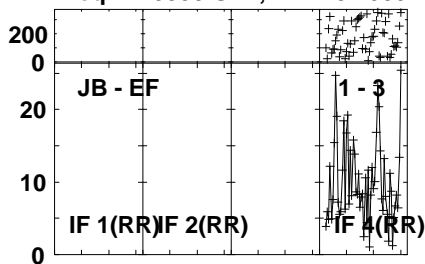
Vector averaged cross-power spectrum Several baselines displayed

Timerange: 00/17:00:51 to 00/17:15:19

Plot file version 28 created 19-JAN-2023 14:43:36

UGC1837 EV024F 2.UVDATA.1

Freq = 1.5950 GHz, Bw = 32.000 MH Calibrated with CL # 4 and BP # 1 (BP mode 1)



Lower frame: Milli Ampl Jy Top frame: Phas deg

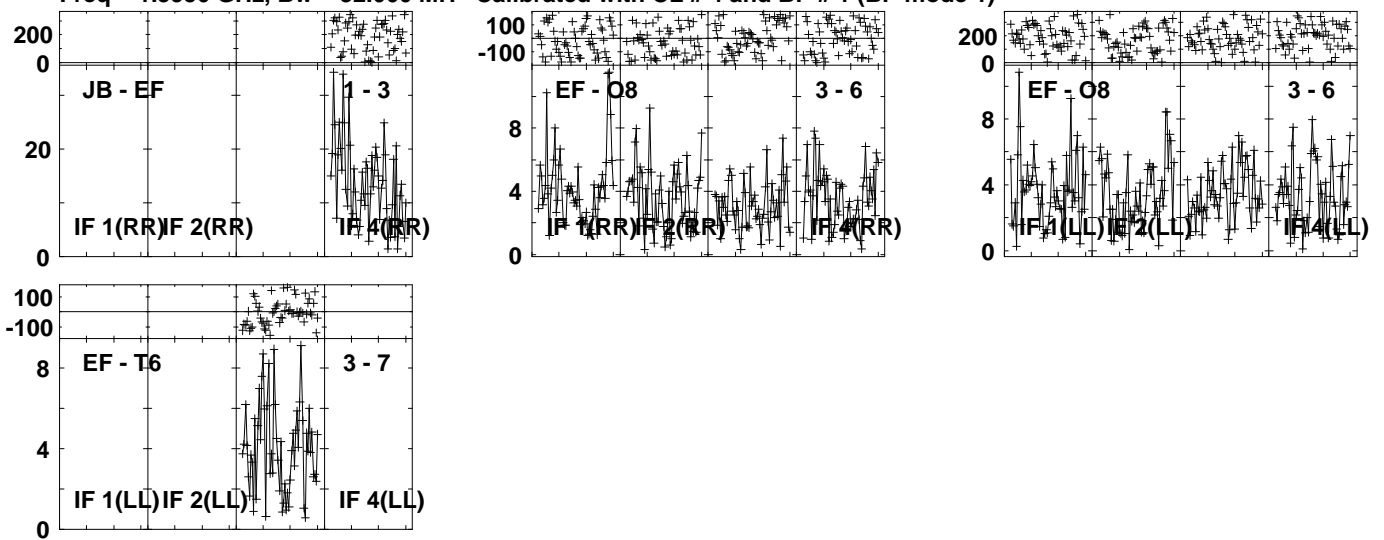
Vector averaged cross-power spectrum Several baselines displayed

Timerange: 00/17:15:51 to 00/17:30:19

Plot file version 29 created 19-JAN-2023 14:43:37

UGC1837 EV024F 2.UVDATA.1

Freq = 1.5950 GHz, Bw = 32.000 MH Calibrated with CL # 4 and BP # 1 (BP mode 1)



Lower frame: Milli Ampl Jy Top frame: Phas deg

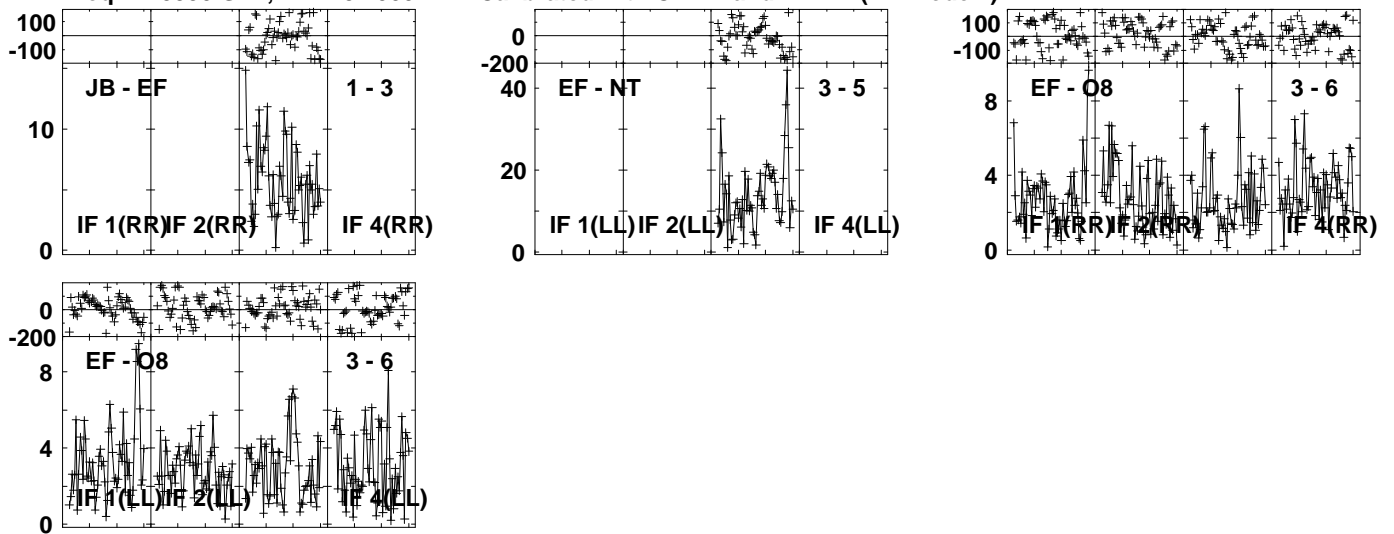
Vector averaged cross-power spectrum Several baselines displayed

Timerange: 00/17:30:51 to 00/17:45:19

Plot file version 30 created 19-JAN-2023 14:43:37

UGC1837 EV024F 2.UVDATA.1

Freq = 1.5950 GHz, Bw = 32.000 MH Calibrated with CL # 4 and BP # 1 (BP mode 1)



Lower frame: Milli Ampl Jy Top frame: Phas deg

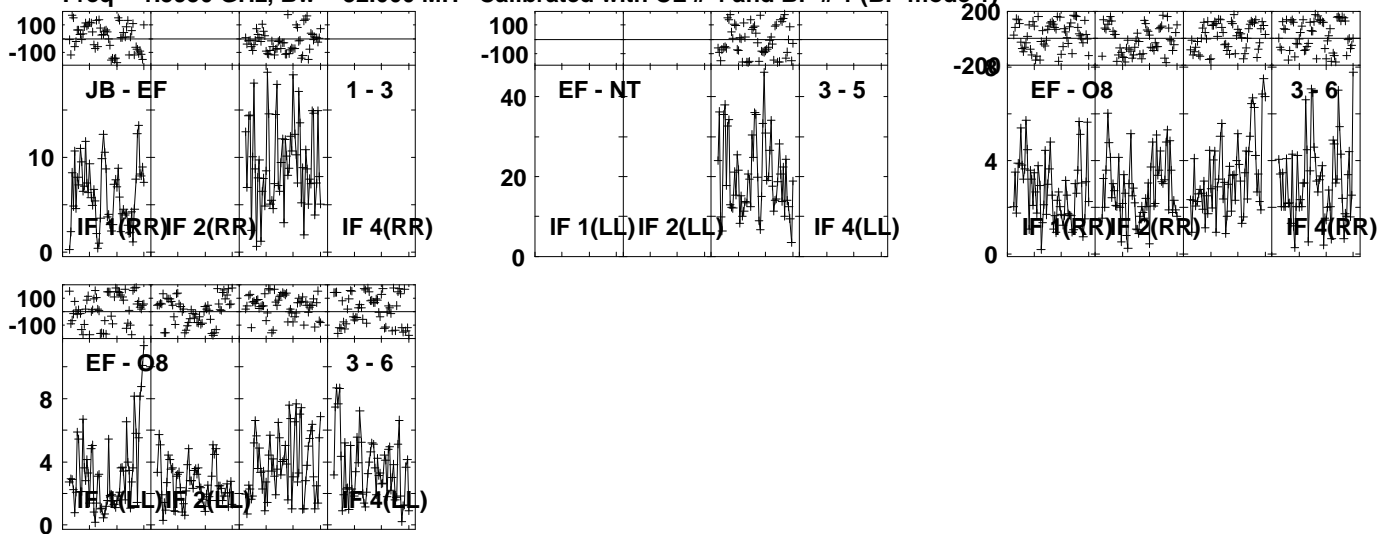
Vector averaged cross-power spectrum Several baselines displayed

Timerange: 00/17:45:51 to 00/18:00:19

Plot file version 31 created 19-JAN-2023 14:43:38

UGC1837 EV024F 2.UVDATA.1

Freq = 1.5950 GHz, Bw = 32.000 MH Calibrated with CL # 4 and BP # 1 (BP mode 1)



Lower frame: Milli Ampl Jy Top frame: Phas deg

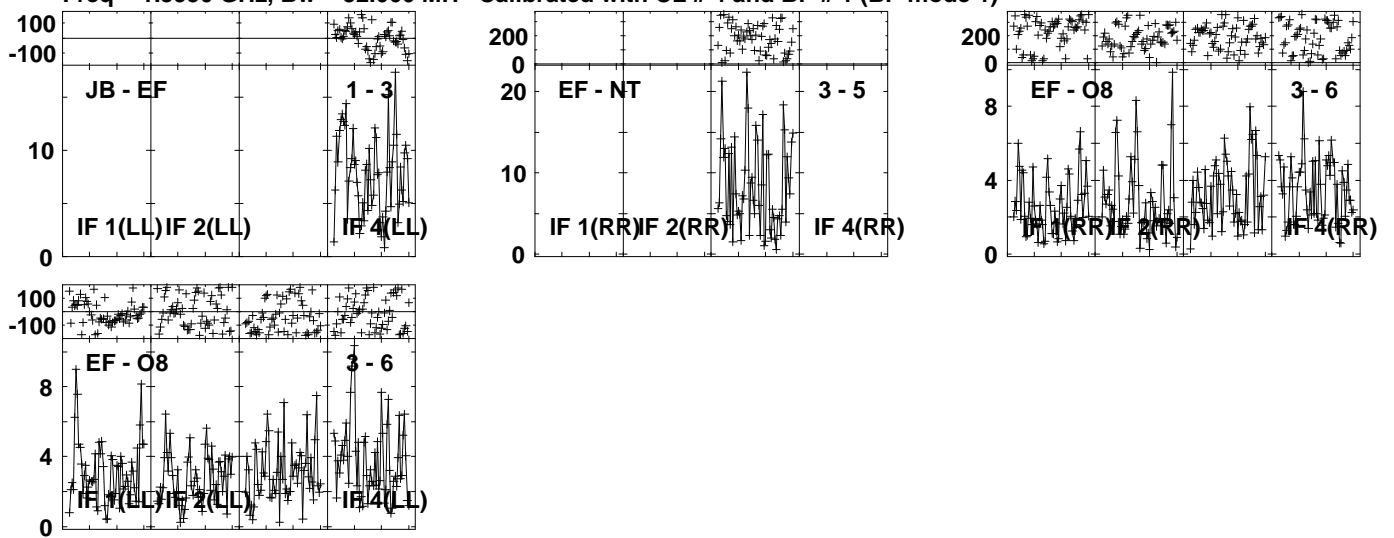
Vector averaged cross-power spectrum Several baselines displayed

Timerange: 00/18:00:51 to 00/18:15:19

Plot file version 32 created 19-JAN-2023 14:43:38

UGC1837 EV024F 2.UVDATA.1

Freq = 1.5950 GHz, Bw = 32.000 MH Calibrated with CL # 4 and BP # 1 (BP mode 1)



Lower frame: Milli Ampl Jy Top frame: Phas deg

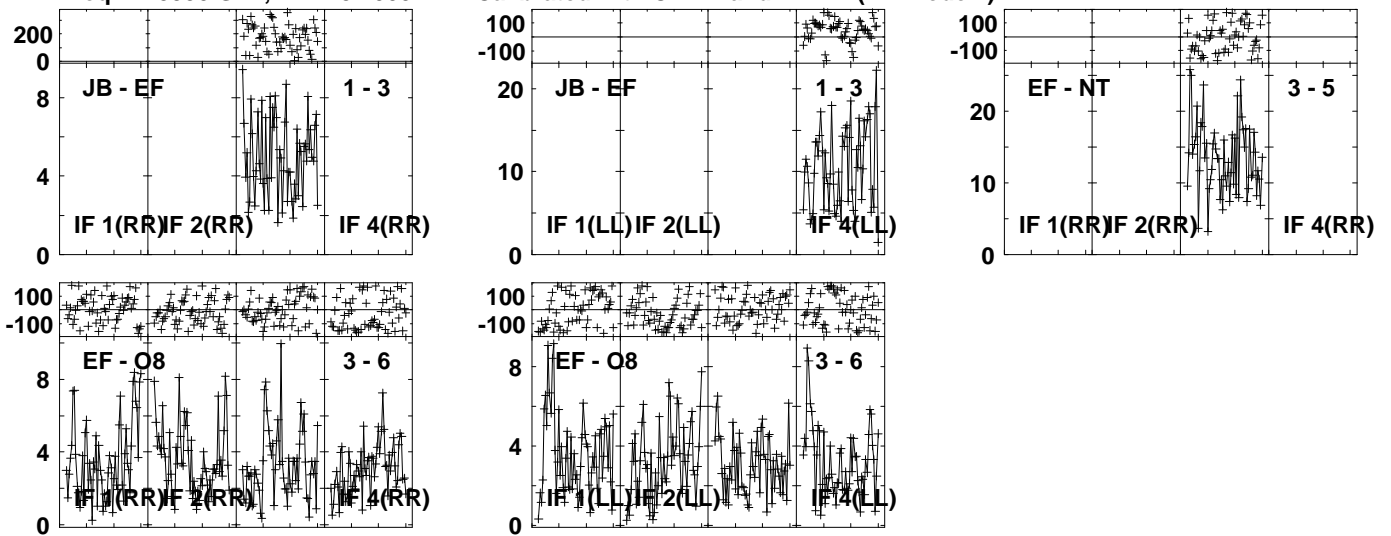
Vector averaged cross-power spectrum Several baselines displayed

Timerange: 00/18:15:51 to 00/18:30:19

Plot file version 33 created 19-JAN-2023 14:43:39

UGC1837 EV024F 2.UVDATA.1

Freq = 1.5950 GHz, Bw = 32.000 MH Calibrated with CL # 4 and BP # 1 (BP mode 1)



Lower frame: Milli Ampl Jy Top frame: Phas deg

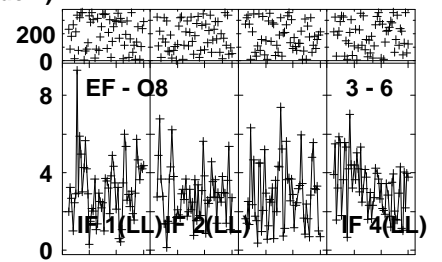
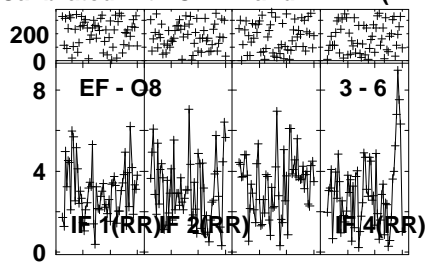
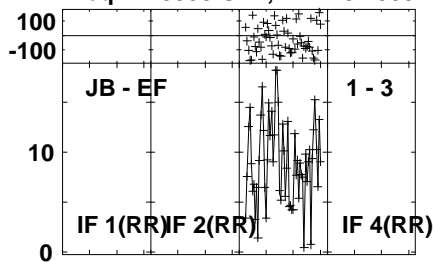
Vector averaged cross-power spectrum Several baselines displayed

Timerange: 00/18:30:51 to 00/18:45:19

Plot file version 34 created 19-JAN-2023 14:43:39

UGC1837 EV024F 2.UVDATA.1

Freq = 1.5950 GHz, Bw = 32.000 MH Calibrated with CL # 4 and BP # 1 (BP mode 1)



Lower frame: Milli Ampl Jy Top frame: Phas deg

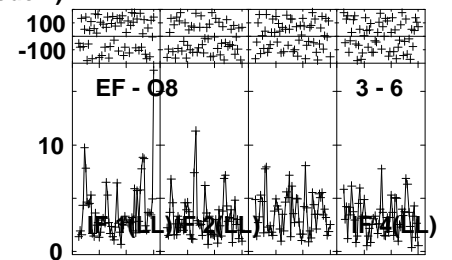
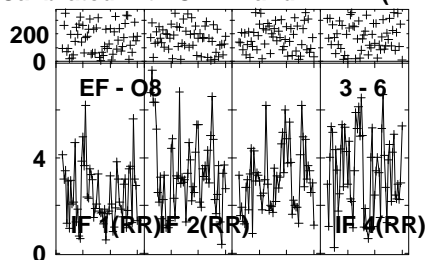
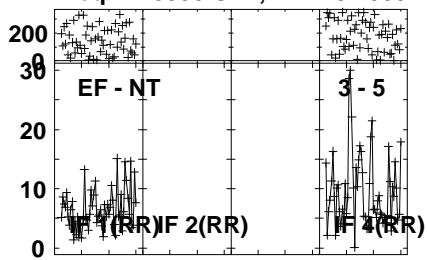
Vector averaged cross-power spectrum Several baselines displayed

Timerange: 00/18:45:51 to 00/19:00:19

Plot file version 35 created 19-JAN-2023 14:43:40

UGC1837 EV024F 2.UVDATA.1

Freq = 1.5950 GHz, Bw = 32.000 MH Calibrated with CL # 4 and BP # 1 (BP mode 1)



Lower frame: Milli Ampl Jy Top frame: Phas deg

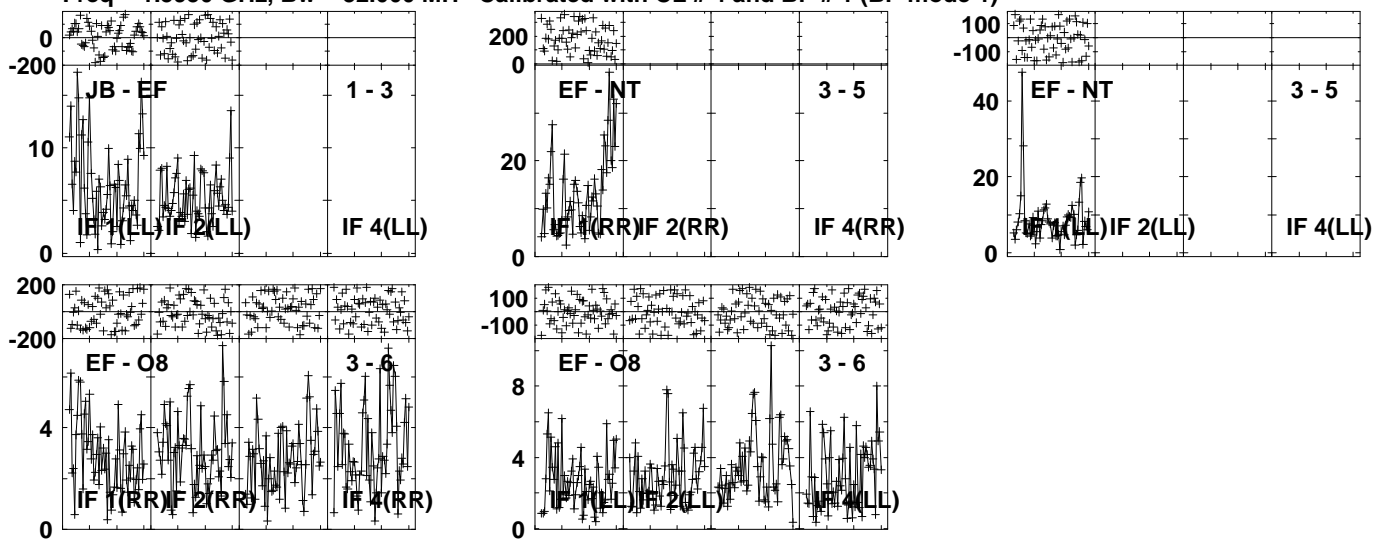
Vector averaged cross-power spectrum Several baselines displayed

Timerange: 00/19:00:51 to 00/19:15:19

Plot file version 36 created 19-JAN-2023 14:43:40

UGC1837 EV024F 2.UVDATA.1

Freq = 1.5950 GHz, Bw = 32.000 MH Calibrated with CL # 4 and BP # 1 (BP mode 1)



Lower frame: Milli Ampl Jy Top frame: Phas deg

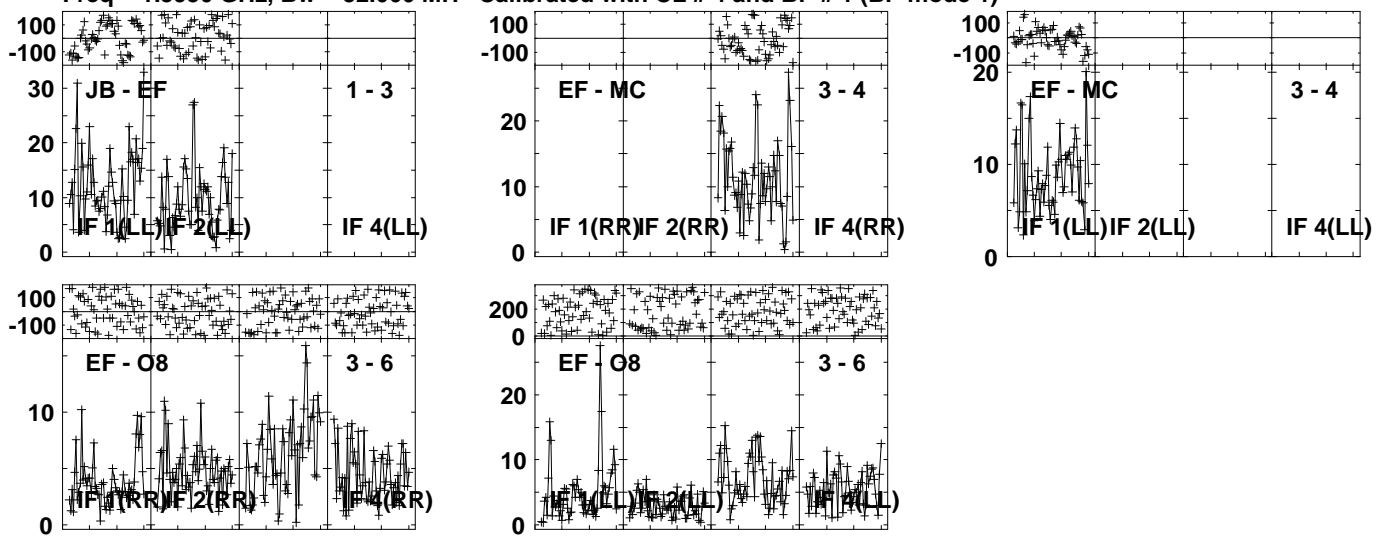
Vector averaged cross-power spectrum Several baselines displayed

Timerange: 00/19:15:51 to 00/19:30:19

Plot file version 37 created 19-JAN-2023 14:43:40

UGC1837 EV024F 2.UVDATA.1

Freq = 1.5950 GHz, Bw = 32.000 MH Calibrated with CL # 4 and BP # 1 (BP mode 1)

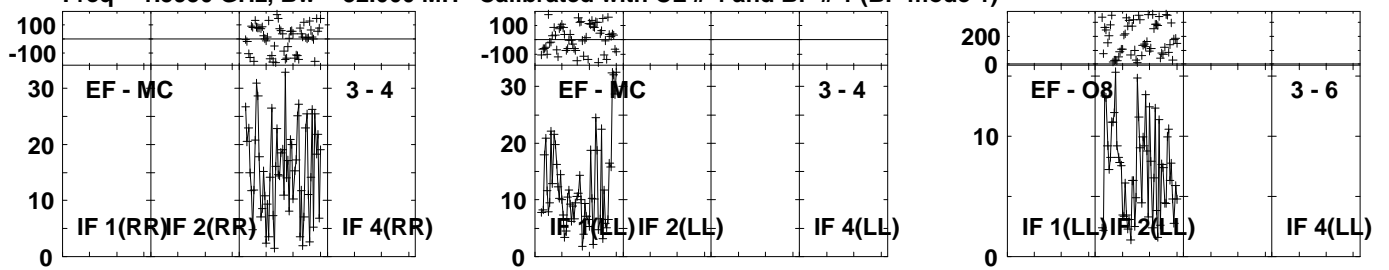


Lower frame: Milli Ampl Jy Top frame: Phas deg
Vector averaged cross-power spectrum Several baselines displayed
Timerange: 00/19:30:51 to 00/19:45:19

Plot file version 38 created 19-JAN-2023 14:43:41

UGC1837 EV024F 2.UVDATA.1

Freq = 1.5950 GHz, Bw = 32.000 MH Calibrated with CL # 4 and BP # 1 (BP mode 1)



Lower frame: Milli Ampl Jy Top frame: Phas deg

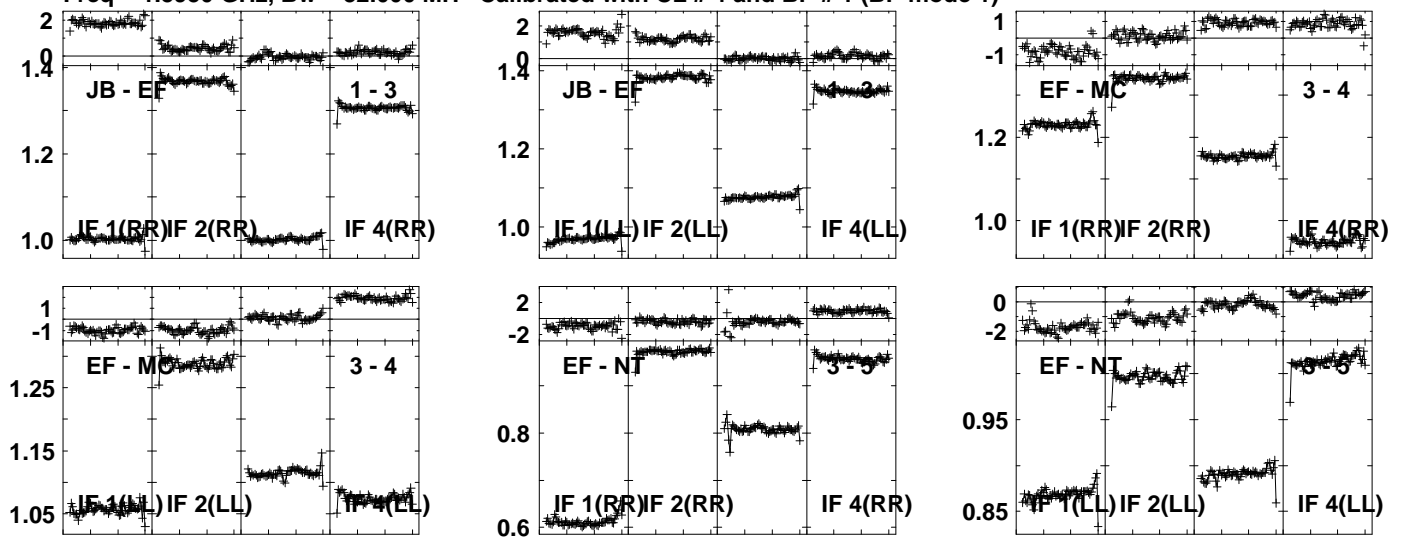
Vector averaged cross-power spectrum Several baselines displayed

Timerange: 00/19:45:51 to 00/20:00:19

Plot file version 39 created 19-JAN-2023 14:43:42

0133+476 EV024F 2.UVDATA.1

Freq = 1.5950 GHz, Bw = 32.000 MH Calibrated with CL # 4 and BP # 1 (BP mode 1)

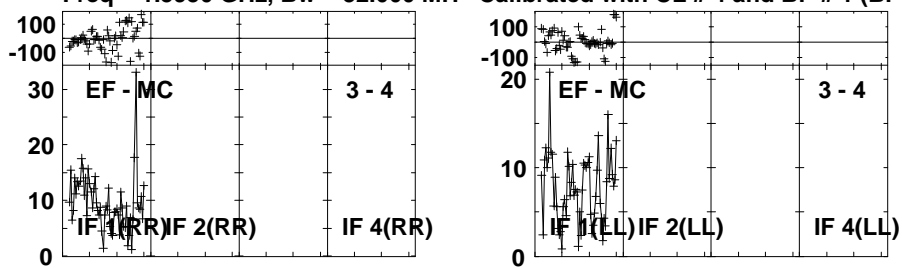


Lower frame: Ampl Jy Top frame: Phas deg
Vector averaged cross-power spectrum Several baselines displayed
Timerange: 00/20:27:21 to 00/20:32:19

Plot file version 40 created 19-JAN-2023 14:43:44

UGC1837 EV024F 2.UVDATA.1

Freq = 1.5950 GHz, Bw = 32.000 MH Calibrated with CL # 4 and BP # 1 (BP mode 1)



Lower frame: Milli Ampl Jy Top frame: Phas deg

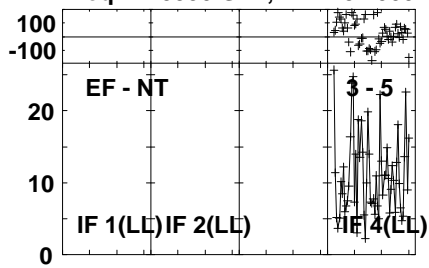
Vector averaged cross-power spectrum Several baselines displayed

Timerange: 00/21:18:51 to 00/21:33:19

Plot file version 41 created 19-JAN-2023 14:43:45

UGC1837 EV024F 2.UVDATA.1

Freq = 1.5950 GHz, Bw = 32.000 MH Calibrated with CL # 4 and BP # 1 (BP mode 1)



Lower frame: Milli Ampl Jy Top frame: Phas deg

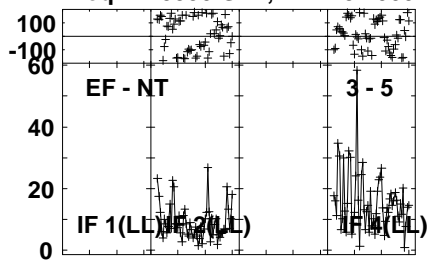
Vector averaged cross-power spectrum Several baselines displayed

Timerange: 00/22:03:51 to 00/22:18:19

Plot file version 42 created 19-JAN-2023 14:43:45

UGC1837 EV024F 2.UVDATA.1

Freq = 1.5950 GHz, Bw = 32.000 MH Calibrated with CL # 4 and BP # 1 (BP mode 1)



Lower frame: Milli Ampl Jy Top frame: Phas deg

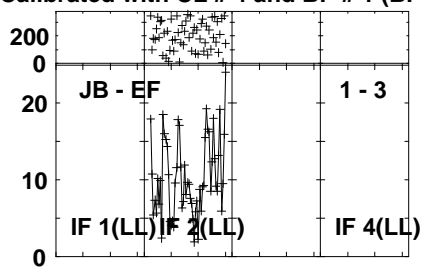
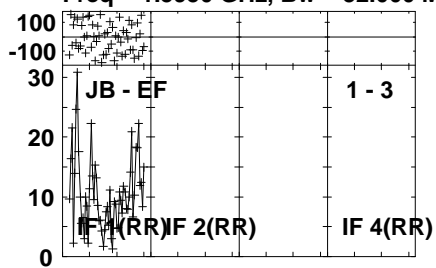
Vector averaged cross-power spectrum Several baselines displayed

Timerange: 00/22:18:51 to 00/22:33:19

Plot file version 43 created 19-JAN-2023 14:43:47

UGC1837 EV024F 2.UVDATA.1

Freq = 1.5950 GHz, Bw = 32.000 MH Calibrated with CL # 4 and BP # 1 (BP mode 1)



Lower frame: Milli Ampl Jy Top frame: Phas deg

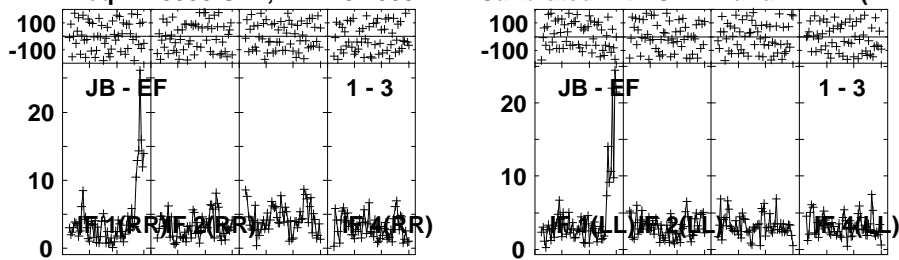
Vector averaged cross-power spectrum Several baselines displayed

Timerange: 00/22:33:51 to 00/22:48:19

Plot file version 44 created 19-JAN-2023 14:43:47

UGC1837 EV024F 2.UVDATA.1

Freq = 1.5950 GHz, Bw = 32.000 MH Calibrated with CL # 4 and BP # 1 (BP mode 1)



Lower frame: Milli Ampl Jy Top frame: Phas deg

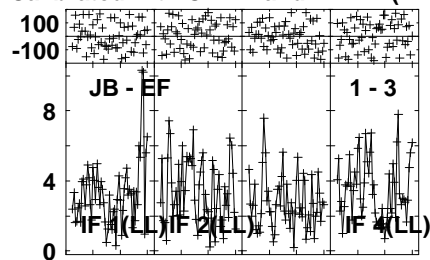
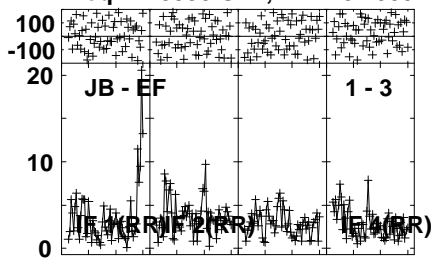
Vector averaged cross-power spectrum Several baselines displayed

Timerange: 00/22:48:51 to 00/23:03:19

Plot file version 45 created 19-JAN-2023 14:43:48

UGC1837 EV024F 2.UVDATA.1

Freq = 1.5950 GHz, Bw = 32.000 MH Calibrated with CL # 4 and BP # 1 (BP mode 1)



Lower frame: Milli Ampl Jy Top frame: Phas deg

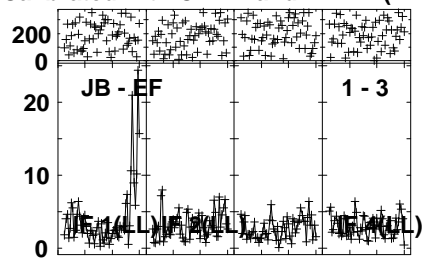
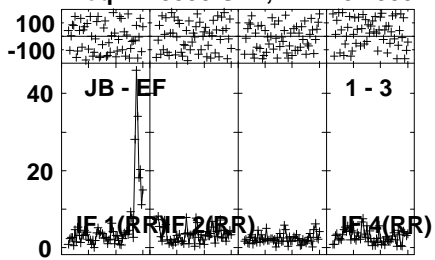
Vector averaged cross-power spectrum Several baselines displayed

Timerange: 00/23:03:51 to 00/23:18:19

Plot file version 46 created 19-JAN-2023 14:43:48

UGC1837 EV024F 2.UVDATA.1

Freq = 1.5950 GHz, Bw = 32.000 MH Calibrated with CL # 4 and BP # 1 (BP mode 1)



Lower frame: Milli Ampl Jy Top frame: Phas deg

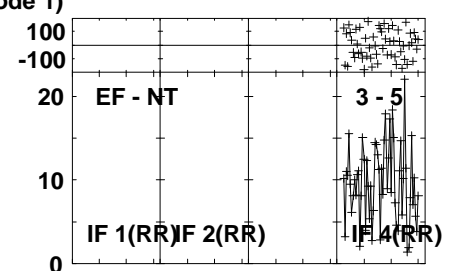
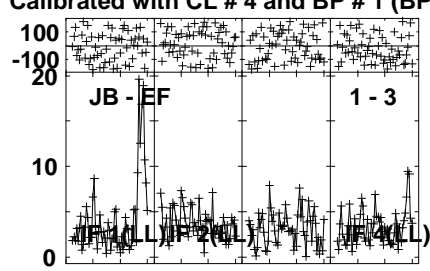

Vector averaged cross-power spectrum Several baselines displayed

Timerange: 00/23:18:51 to 00/23:33:19

Plot file version 47 created 19-JAN-2023 14:43:49

UGC1837 EV024F 2.UVDATA.1

Freq = 1.5950 GHz, Bw = 32.000 MH Calibrated with CL # 4 and BP # 1 (BP mode 1)

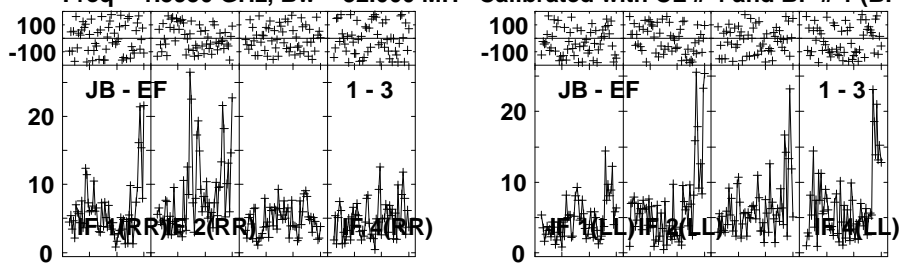


Lower frame: Milli Ampl Jy Top frame: Phas deg
Vector averaged cross-power spectrum Several baselines displayed
Timerange: 00/23:33:51 to 00/23:48:19

Plot file version 48 created 19-JAN-2023 14:43:49

UGC1837 EV024F 2.UVDATA.1

Freq = 1.5950 GHz, Bw = 32.000 MH Calibrated with CL # 4 and BP # 1 (BP mode 1)



Lower frame: Milli Ampl Jy Top frame: Phas deg

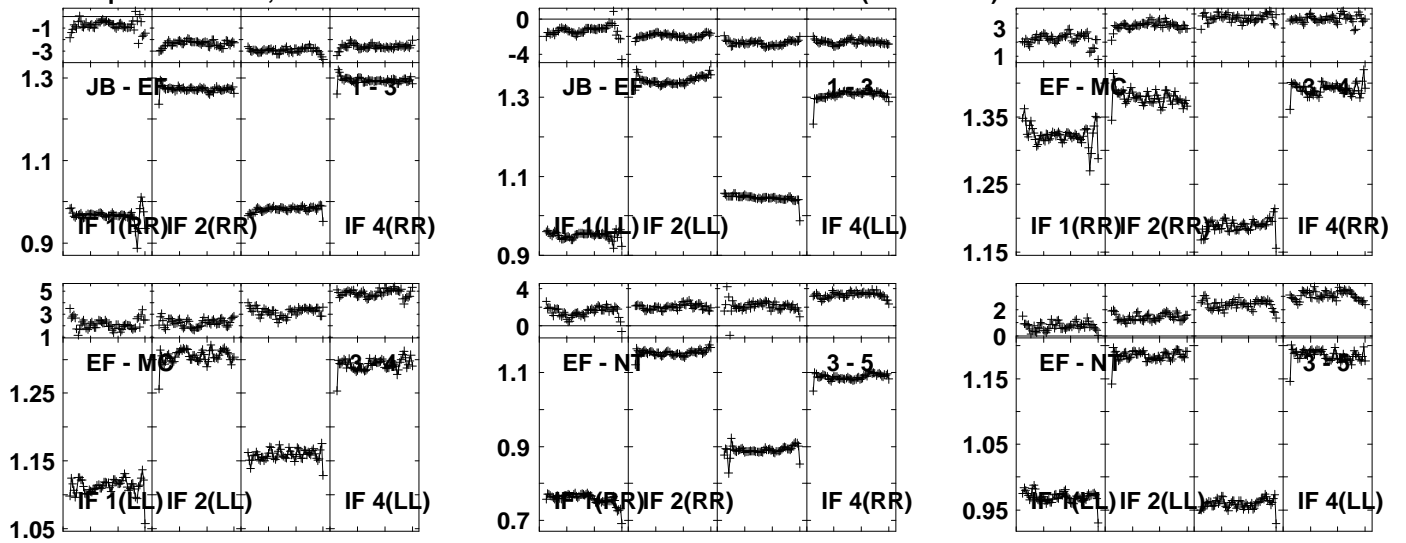
Vector averaged cross-power spectrum Several baselines displayed

Timerange: 00/23:48:51 to 00/23:53:59

Plot file version 49 created 19-JAN-2023 14:43:49

0133+476 EV024F 2.UVDATA.1

Freq = 1.5950 GHz, Bw = 32.000 MH Calibrated with CL # 4 and BP # 1 (BP mode 1)



Lower frame: Ampl Jy Top frame: Phas deg
Vector averaged cross-power spectrum Several baselines displayed
Timerange: 00/23:55:01 to 00/23:59:57