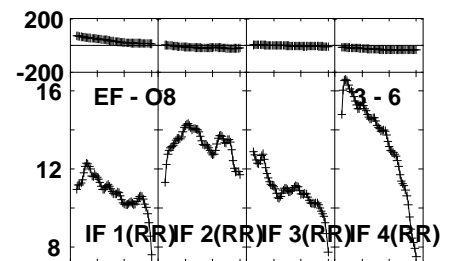
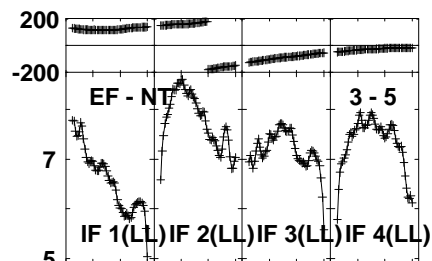
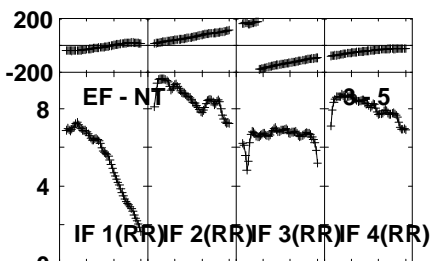
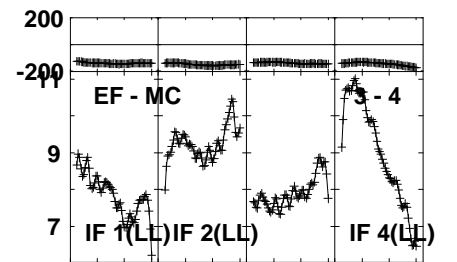
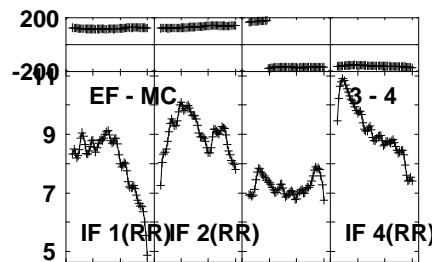
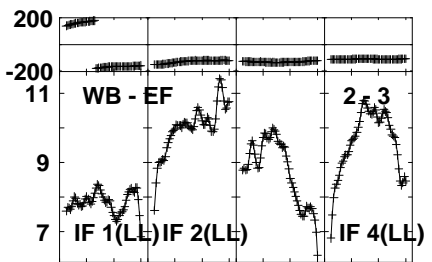
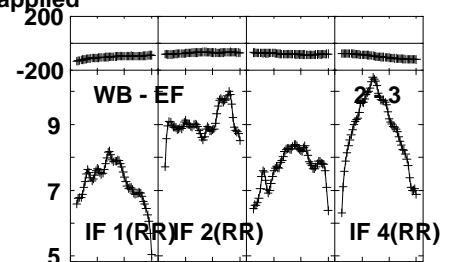
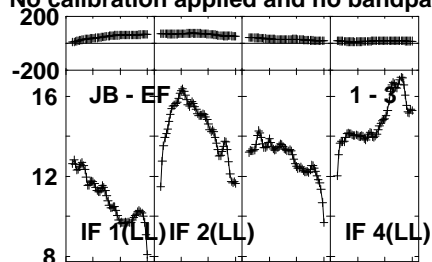
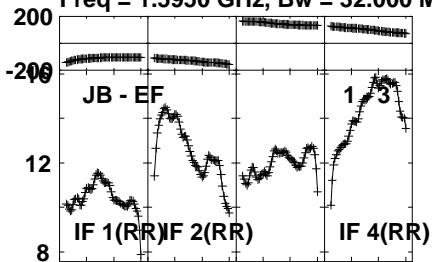


Plot file version 1 created 19-JAN-2023 14:14:50

0133+476 EV024F 2.UVDATA.1

Freq = 1.5950 GHz, Bw = 32.000 MH

No calibration applied and no bandpass applied

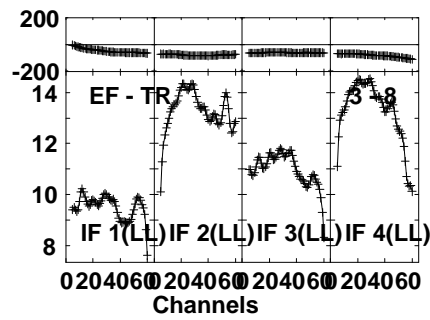
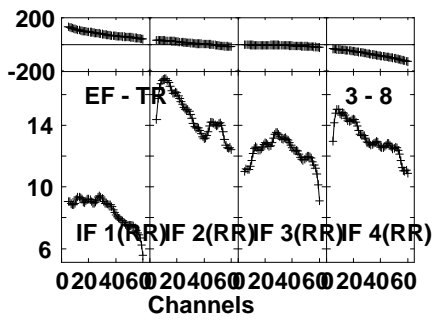
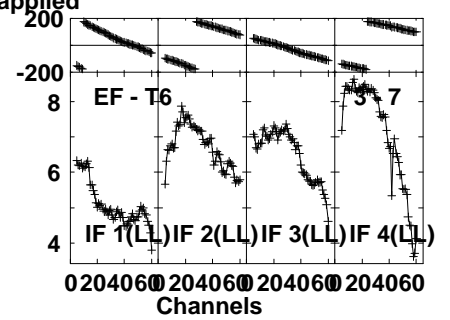
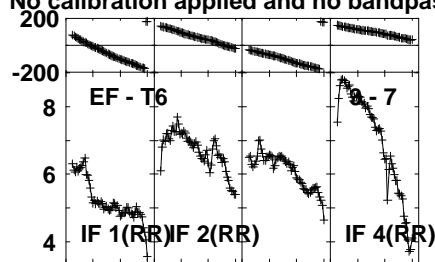
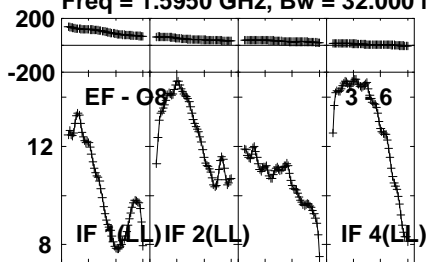


Lower frame: Milli Ampl Jy Top frame: Phas deg
Vector averaged cross-power spectrum Several baselines displayed
Timerange: 00/12:00:09 to 00/12:04:59

Plot file version 2 created 19-JAN-2023 14:14:50

0133+476 EV024F 2.UVDATA.1

Freq = 1.5950 GHz, Bw = 32.000 MH No calibration applied and no bandpass applied



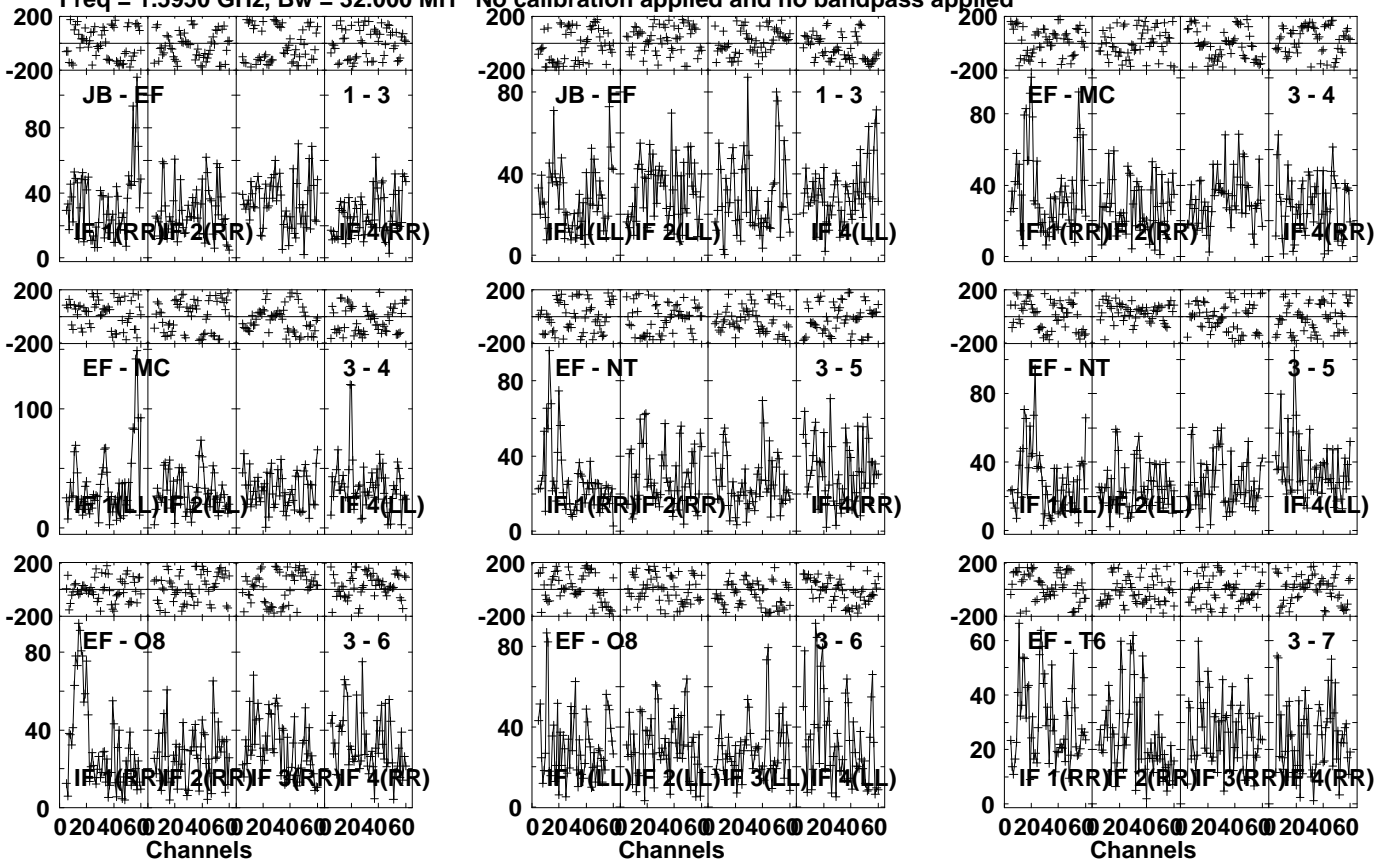
Lower frame: Milli Ampl Jy Top frame: Phas deg
Vector averaged cross-power spectrum Several baselines displayed
Timerange: 00/12:00:09 to 00/12:04:59

Plot file version 3 created 19-JAN-2023 14:14:50

UGC1837 EV024F 2.UVDATA.1

Freq = 1.5950 GHz, Bw = 32.000 MH

No calibration applied and no bandpass applied

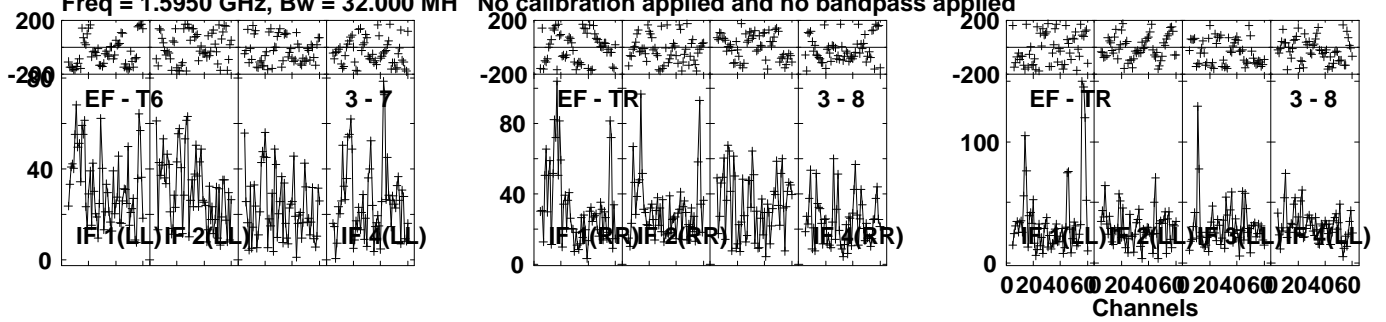


Lower frame: Micro Ampl Jy Top frame: Phas deg
Vector averaged cross-power spectrum Several baselines displayed
Timerange: 00/12:06:11 to 00/12:20:09

Plot file version 4 created 19-JAN-2023 14:14:50

UGC1837 EV024F 2.UVDATA.1

Freq = 1.5950 GHz, Bw = 32.000 MH No calibration applied and no bandpass applied



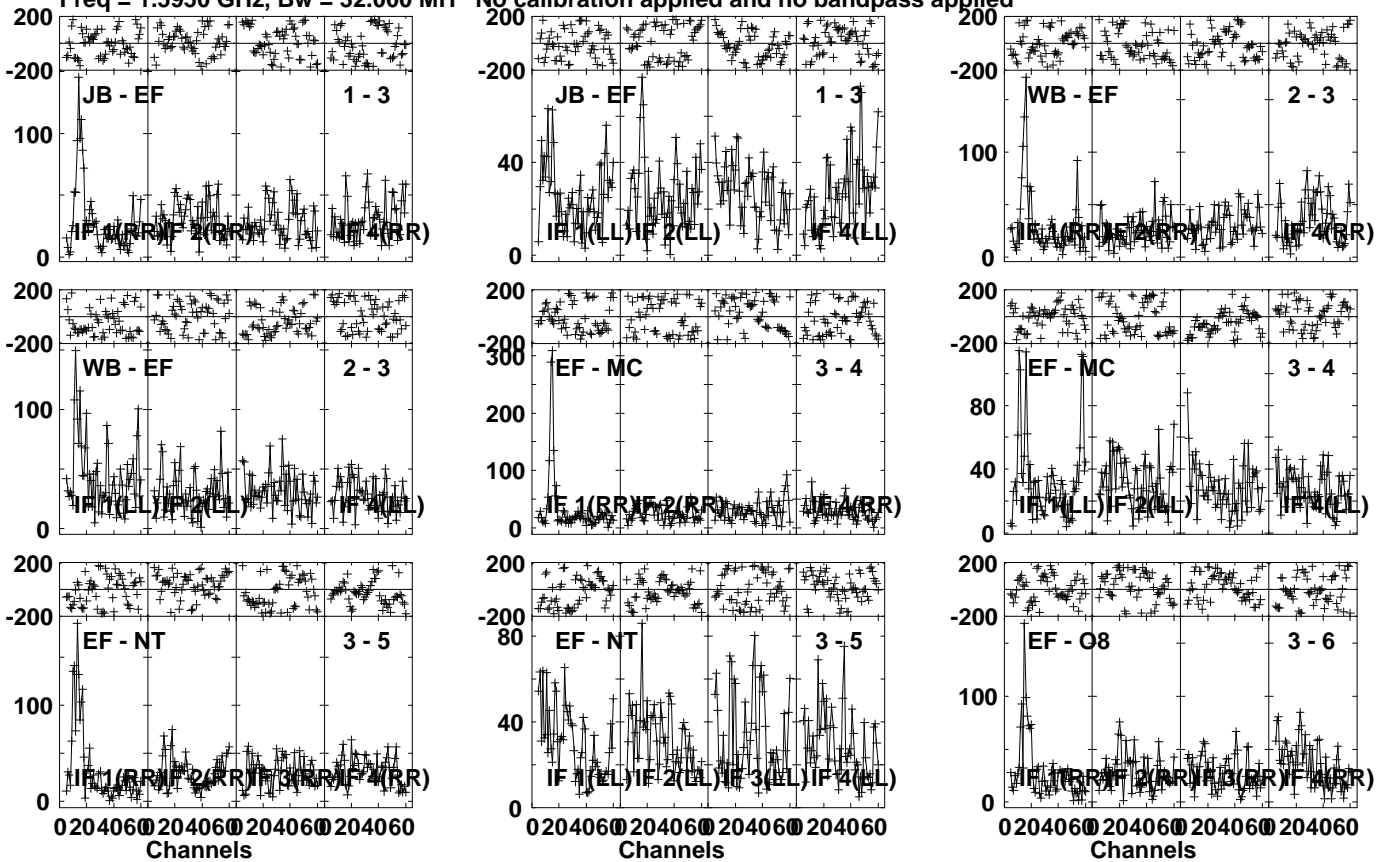
Lower frame: Micro Ampl Jy Top frame: Phas deg
Vector averaged cross-power spectrum Several baselines displayed
Timerange: 00/12:06:11 to 00/12:20:09

Plot file version 5 created 19-JAN-2023 14:14:50

UGC1837 EV024F 2.UVDATA.1

Freq = 1.5950 GHz, Bw = 32.000 MH

No calibration applied and no bandpass applied



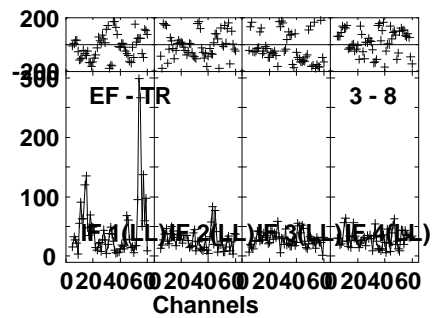
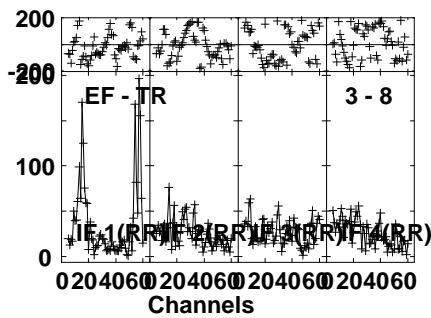
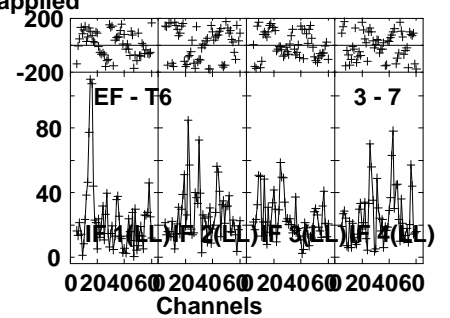
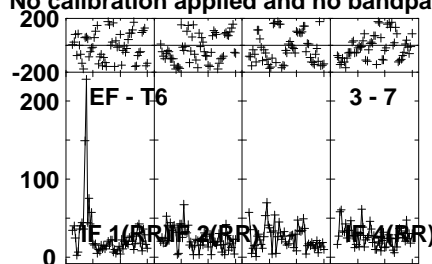
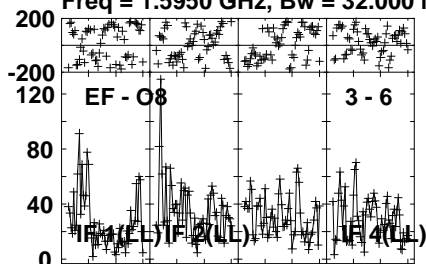
Lower frame: Micro Ampl Jy Top frame: Phas deg
Vector averaged cross-power spectrum Several baselines displayed
Timerange: 00/12:20:41 to 00/12:35:09

Plot file version 6 created 19-JAN-2023 14:14:51

UGC1837 EV024F 2.UVDATA.1

Freq = 1.5950 GHz, Bw = 32.000 MH

No calibration applied and no bandpass applied

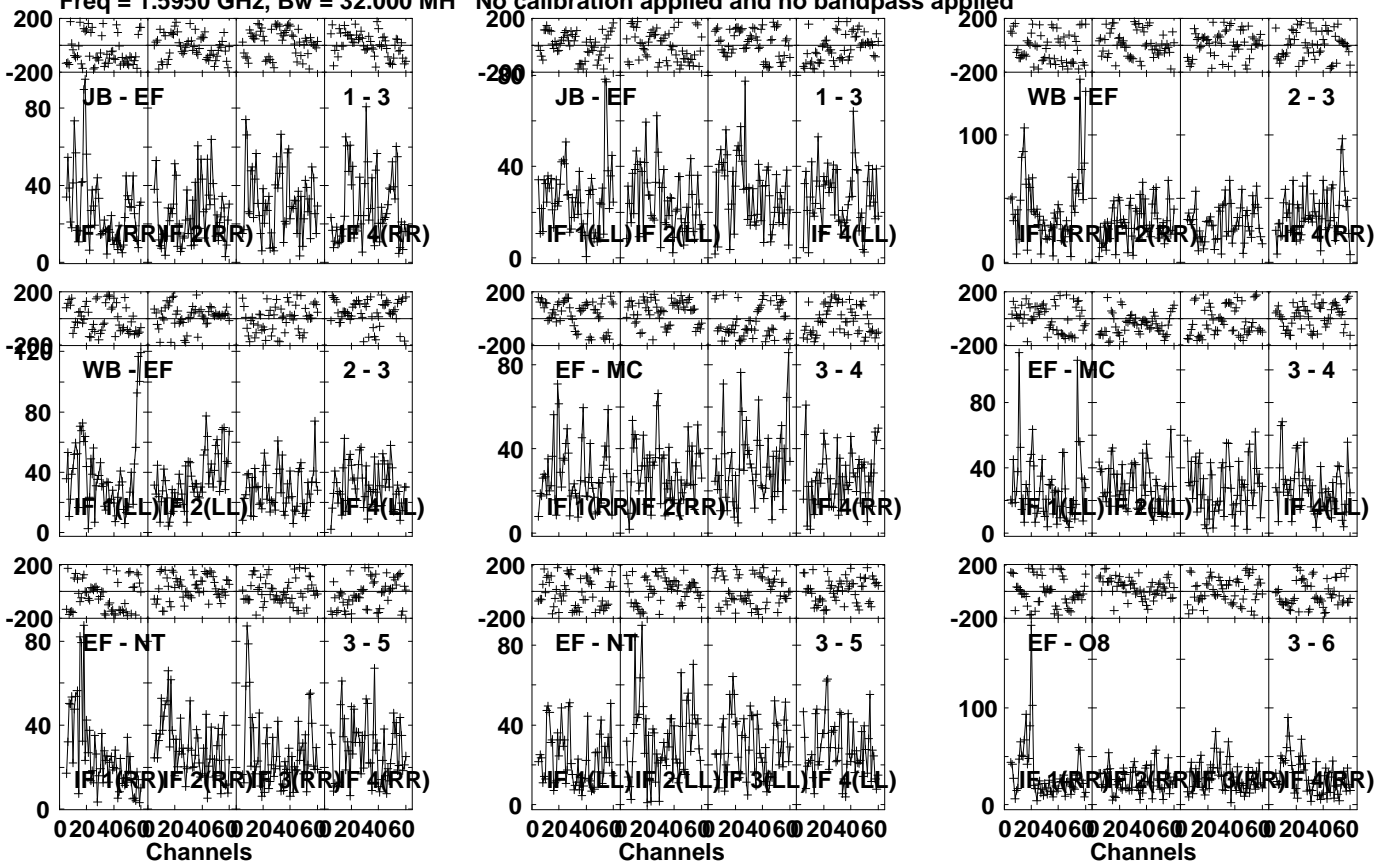


Lower frame: Micro Ampl Jy Top frame: Phas deg
Vector averaged cross-power spectrum Several baselines displayed
Timerange: 00/12:20:41 to 00/12:35:09

Plot file version 7 created 19-JAN-2023 14:14:51

UGC1837 EV024F 2.UVDATA.1

Freq = 1.5950 GHz, Bw = 32.000 MH No calibration applied and no bandpass applied



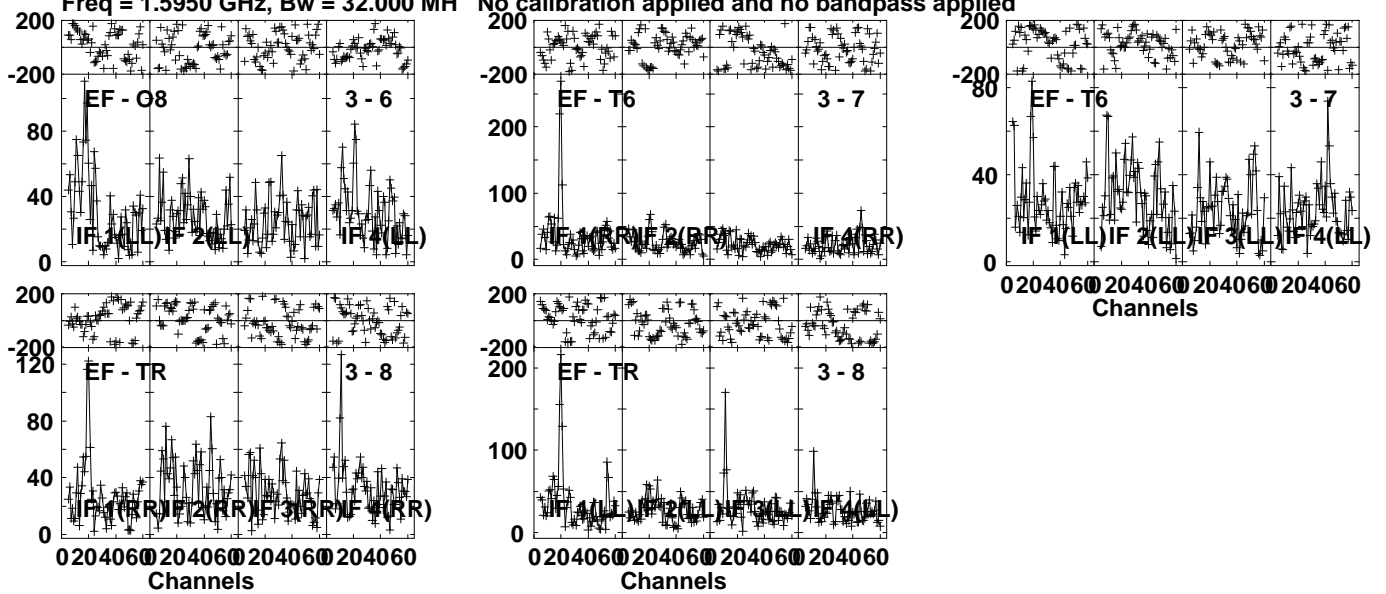
Lower frame: Micro Ampl Jy Top frame: Phas deg
Vector averaged cross-power spectrum Several baselines displayed
Timerange: 00/12:35:41 to 00/12:50:09

Plot file version 8 created 19-JAN-2023 14:14:51

UGC1837 EV024F 2.UVDATA.1

Freq = 1.5950 GHz, Bw = 32.000 MH

No calibration applied and no bandpass applied



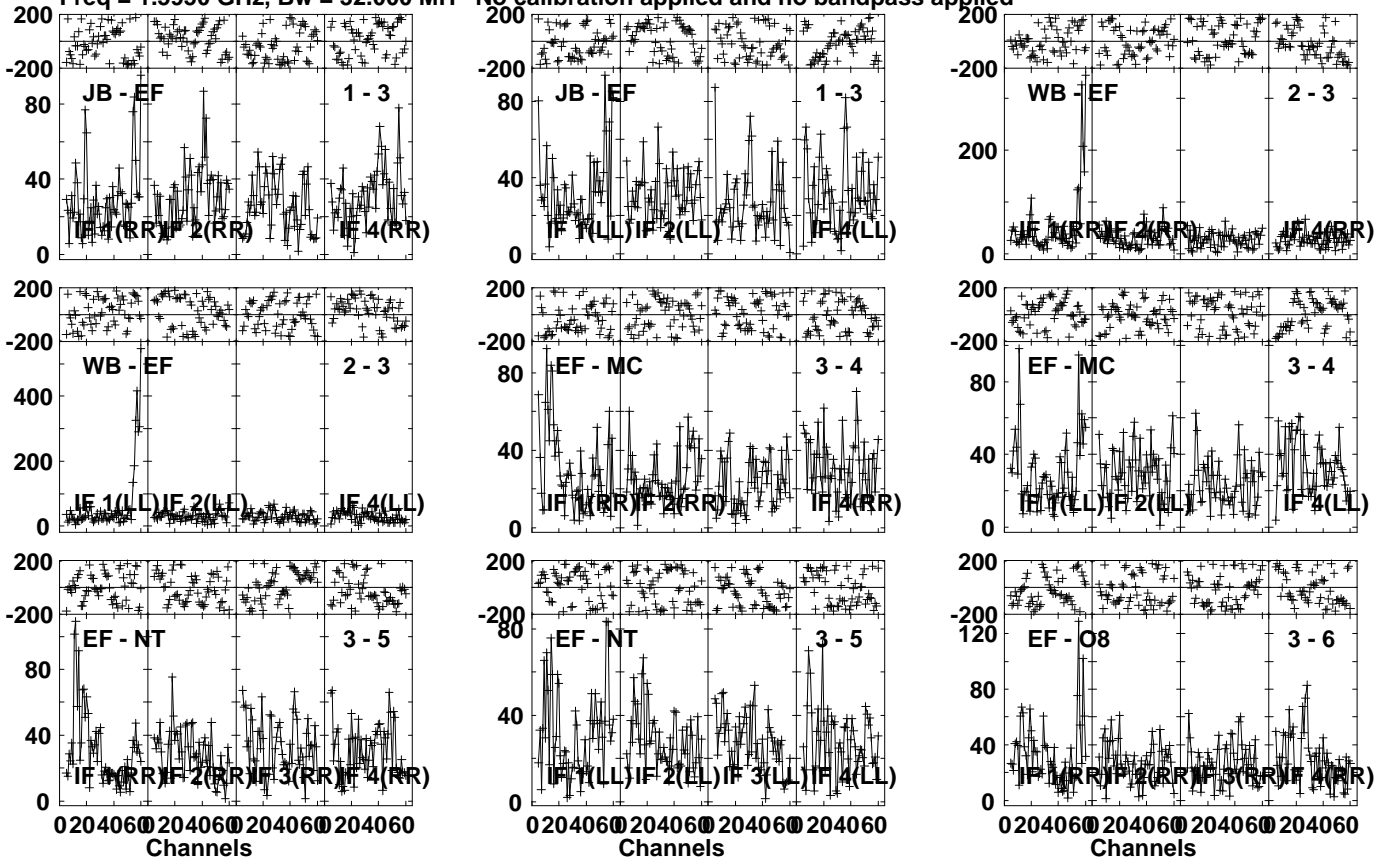
Lower frame: Micro Ampl Jy Top frame: Phas deg
Vector averaged cross-power spectrum Several baselines displayed
Timerange: 00:12:35:41 to 00:12:50:09

Plot file version 9 created 19-JAN-2023 14:14:51

UGC1837 EV024F 2.UVDATA.1

Freq = 1.5950 GHz, Bw = 32.000 MH

No calibration applied and no bandpass applied



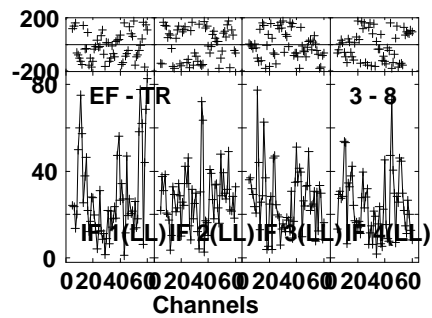
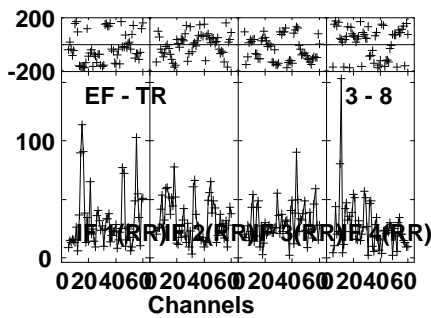
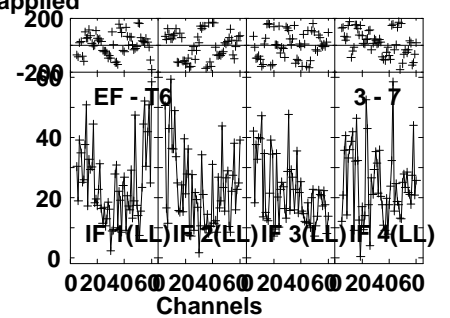
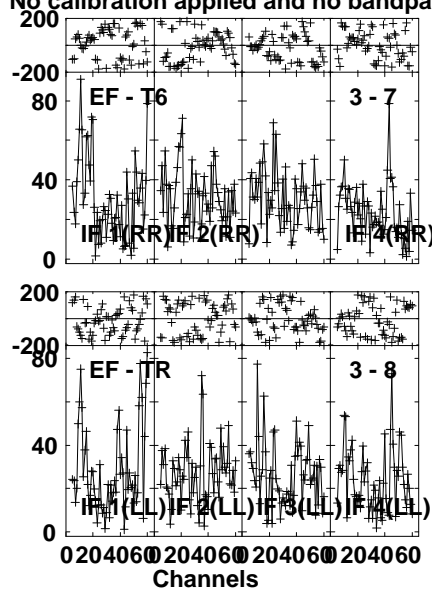
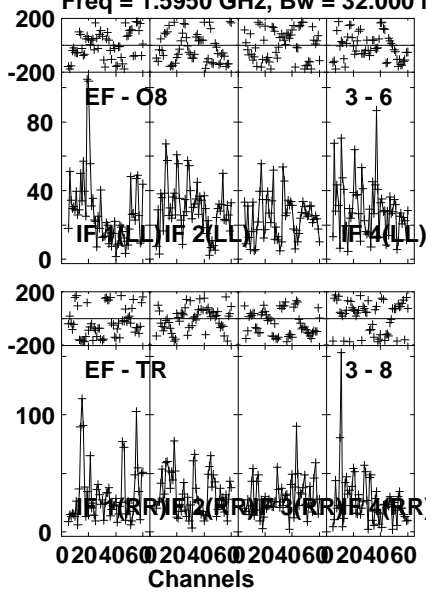
Lower frame: Micro Ampl Jy Top frame: Phas deg
 Vector averaged cross-power spectrum Several baselines displayed
 Timerange: 00/12:50:41 to 00/13:05:09

Plot file version 10 created 19-JAN-2023 14:14:52

UGC1837 EV024F 2.UVDATA.1

Freq = 1.5950 GHz, Bw = 32.000 MH

No calibration applied and no bandpass applied



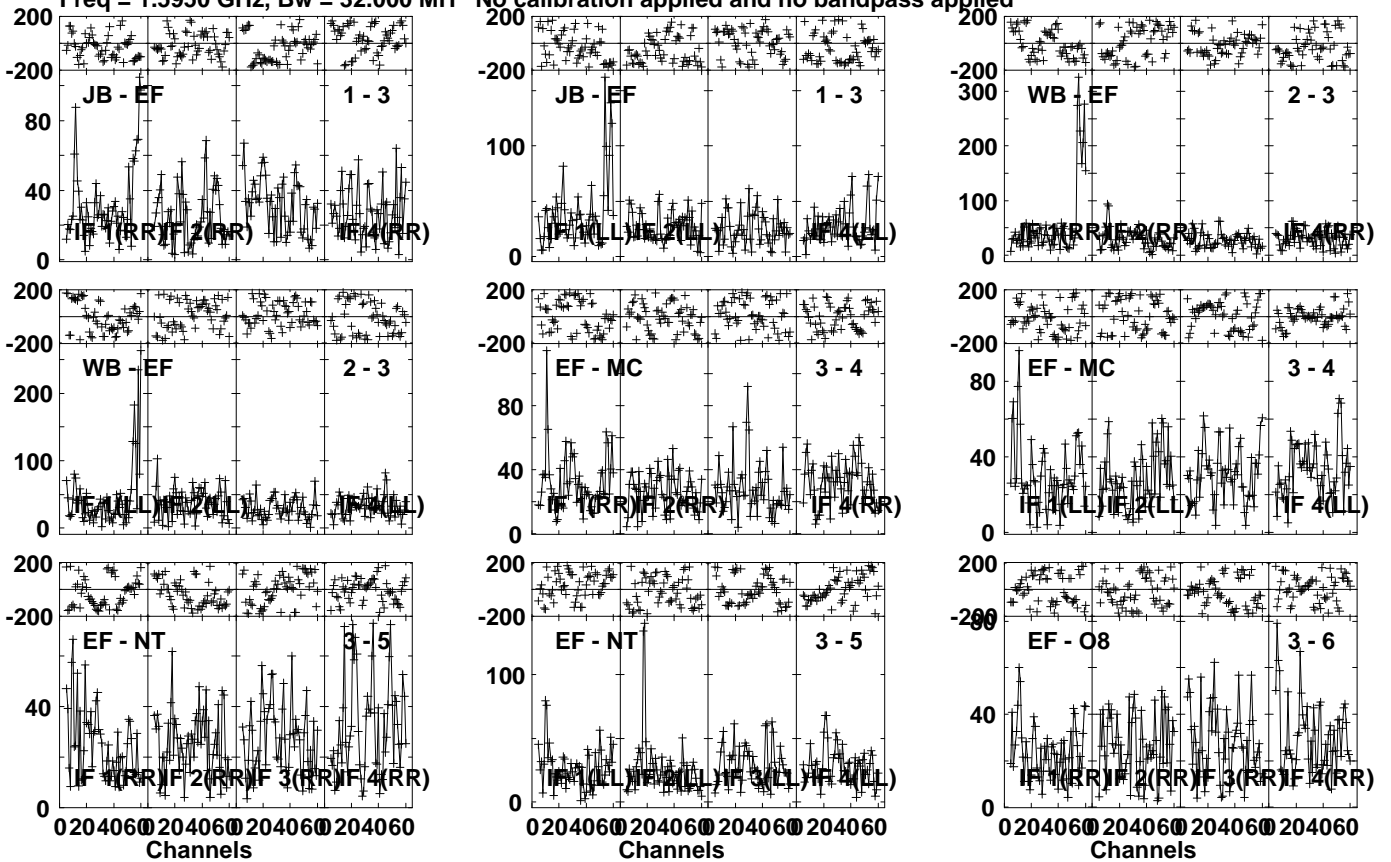
Lower frame: Micro Ampl Jy Top frame: Phas deg
Vector averaged cross-power spectrum Several baselines displayed
Timerange: 00/12:50:41 to 00/13:05:09

Plot file version 11 created 19-JAN-2023 14:14:52

UGC1837 EV024F 2.UVDATA.1

Freq = 1.5950 GHz, Bw = 32.000 MH

No calibration applied and no bandpass applied



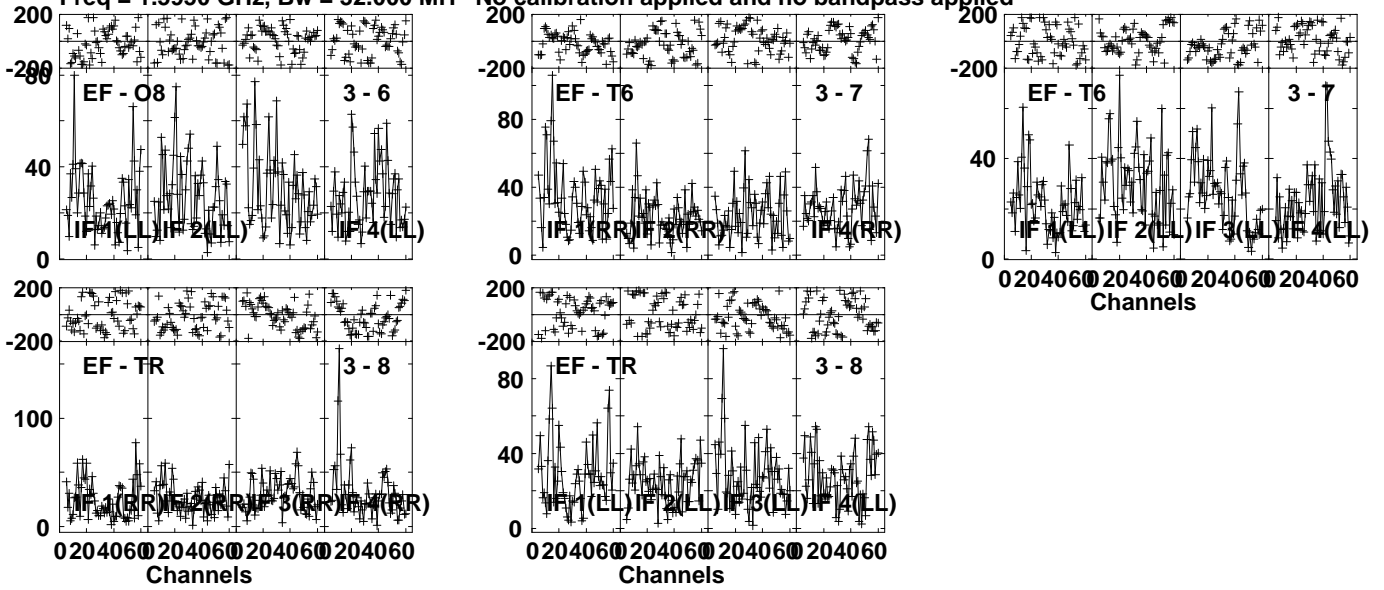
Lower frame: Micro Ampl Jy Top frame: Phas deg
Vector averaged cross-power spectrum Several baselines displayed
Timerange: 00/13:05:41 to 00/13:20:09

Plot file version 12 created 19-JAN-2023 14:14:52

UGC1837 EV024F 2.UVDATA.1

Freq = 1.5950 GHz, Bw = 32.000 MH

No calibration applied and no bandpass applied



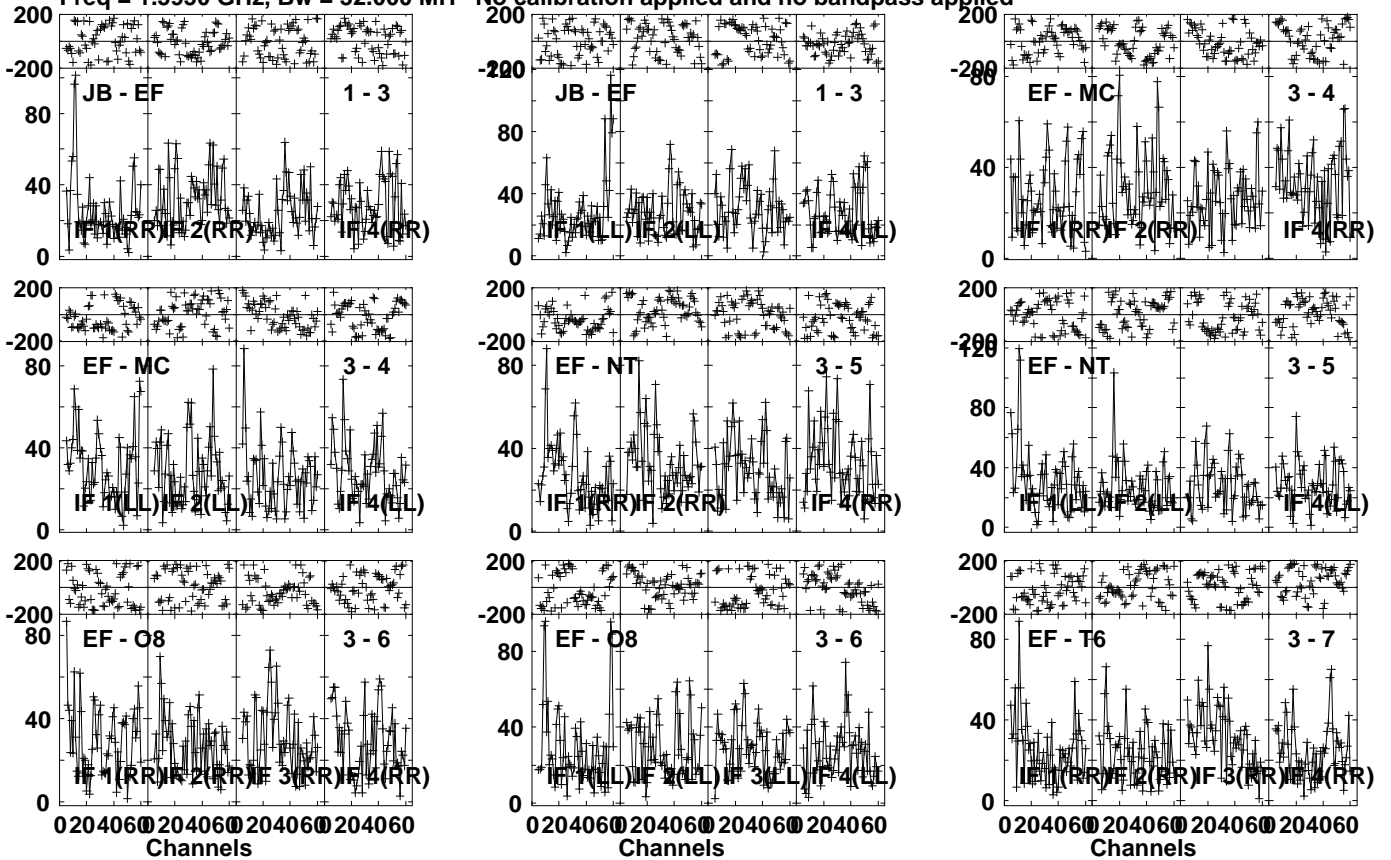
Lower frame: Micro Ampl Jy Top frame: Phas deg
Vector averaged cross-power spectrum Several baselines displayed
Timerange: 00/13:05:41 to 00/13:20:09

Plot file version 13 created 19-JAN-2023 14:14:52

UGC1837 EV024F 2.UVDATA.1

Freq = 1.5950 GHz, Bw = 32.000 MH

No calibration applied and no bandpass applied



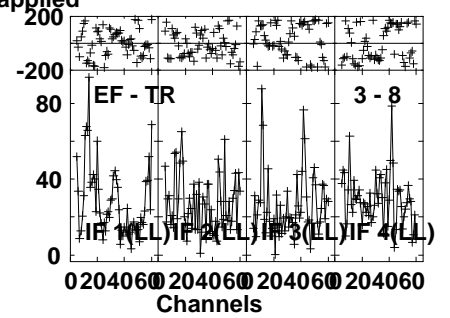
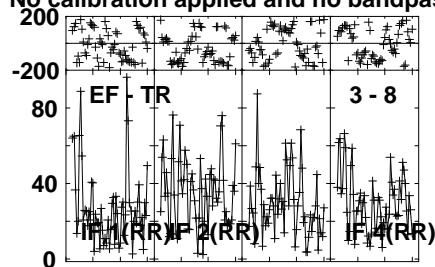
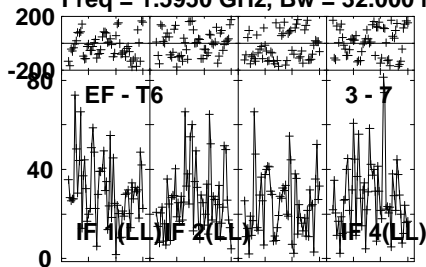
Lower frame: Micro Ampl Jy Top frame: Phas deg
Vector averaged cross-power spectrum Several baselines displayed
Timerange: 00/13:20:41 to 00/13:35:09

Plot file version 14 created 19-JAN-2023 14:14:52

UGC1837 EV024F 2.UVDATA.1

Freq = 1.5950 GHz, Bw = 32.000 MH

No calibration applied and no bandpass applied

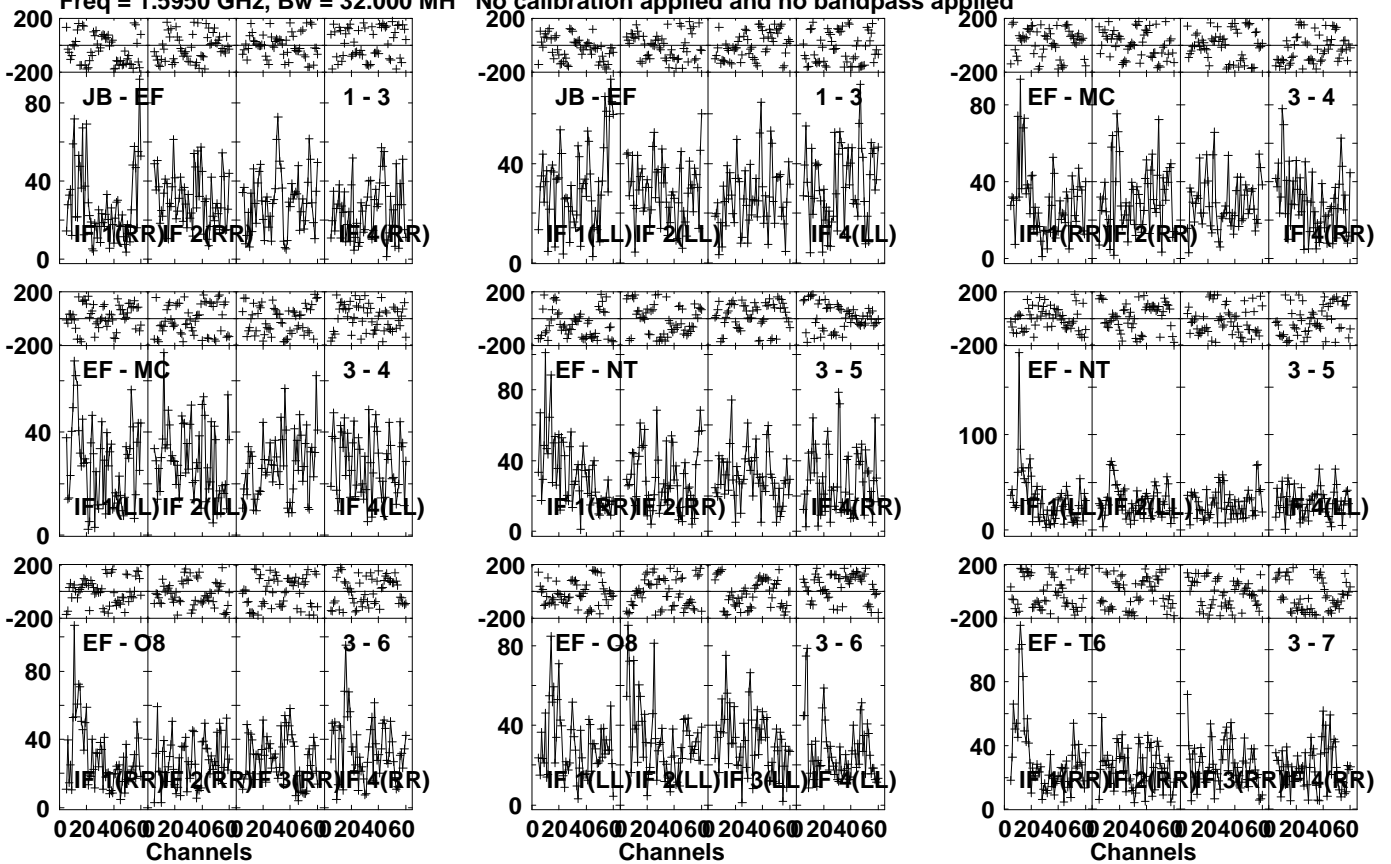


Lower frame: Micro Ampl Jy Top frame: Phas deg
Vector averaged cross-power spectrum Several baselines displayed
Timerange: 00/13:20:41 to 00/13:35:09

Plot file version 15 created 19-JAN-2023 14:14:53

UGC1837 EV024F 2.UVDATA.1

Freq = 1.5950 GHz, Bw = 32.000 MH No calibration applied and no bandpass applied



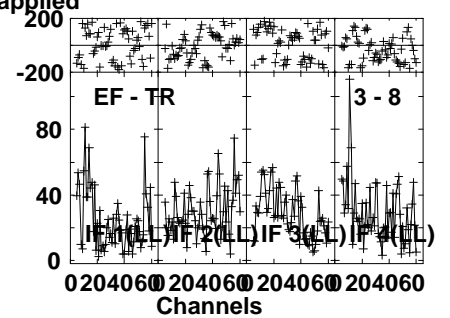
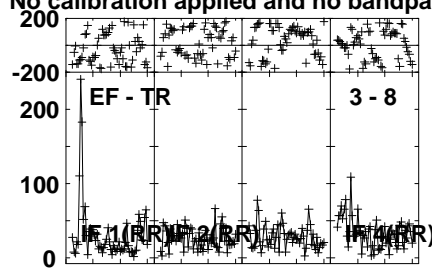
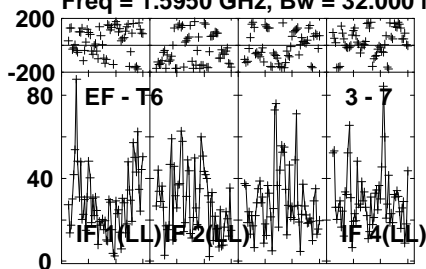
Lower frame: Micro Ampl Jy Top frame: Phas deg
Vector averaged cross-power spectrum Several baselines displayed
Timerange: 00/13:35:41 to 00/13:50:09

Plot file version 16 created 19-JAN-2023 14:14:53

UGC1837 EV024F 2.UVDATA.1

Freq = 1.5950 GHz, Bw = 32.000 MH

No calibration applied and no bandpass applied

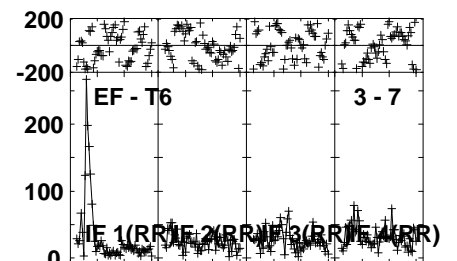
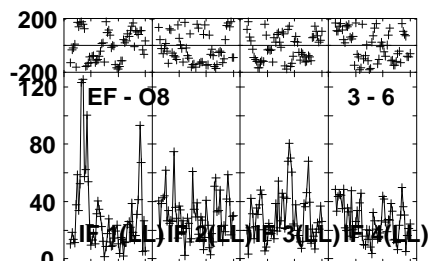
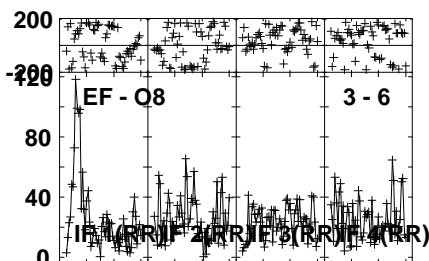
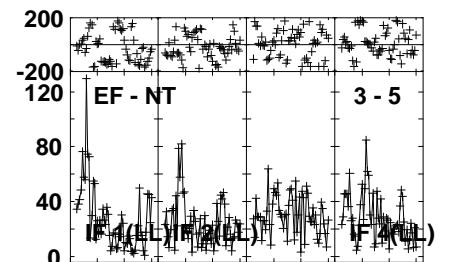
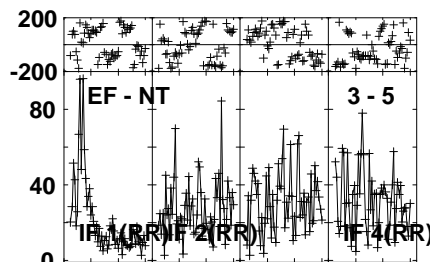
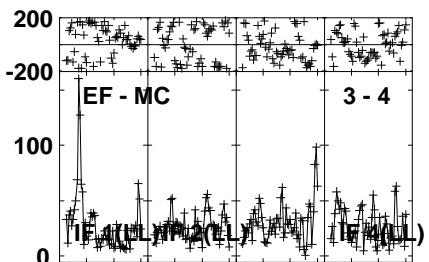
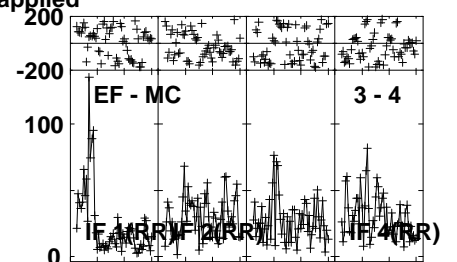
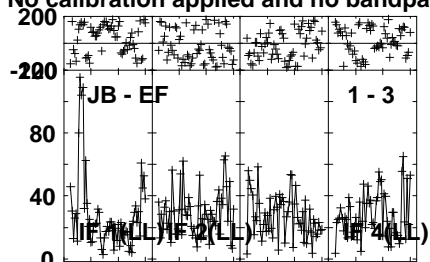
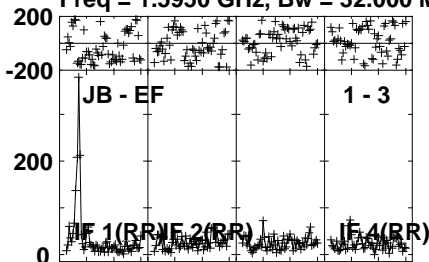


Lower frame: Micro Ampl Jy Top frame: Phas deg
Vector averaged cross-power spectrum Several baselines displayed
Timerange: 00/13:35:41 to 00/13:50:09

Plot file version 17 created 19-JAN-2023 14:14:53

UGC1837 EV024F 2.UVDATA.1

Freq = 1.5950 GHz, Bw = 32.000 MH No calibration applied and no bandpass applied



0204060 204060 204060 204060 Channels

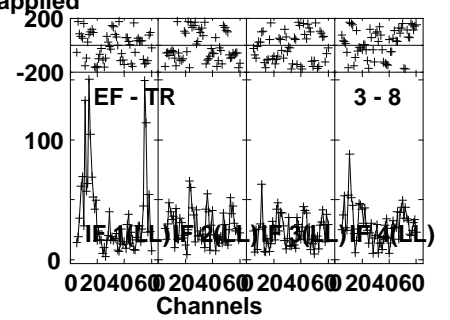
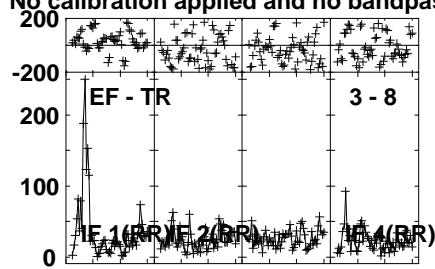
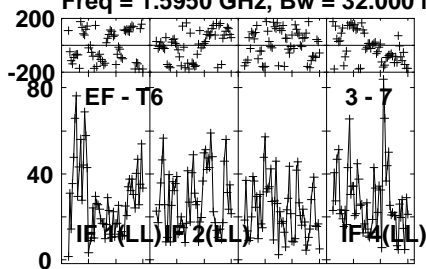
Lower frame: Micro Ampl Jy Top frame: Phas deg
Vector averaged cross-power spectrum Several baselines displayed
Timerange: 00/13:50:41 to 00/14:05:09

Plot file version 18 created 19-JAN-2023 14:14:53

UGC1837 EV024F 2.UVDATA.1

Freq = 1.5950 GHz, Bw = 32.000 MH

No calibration applied and no bandpass applied



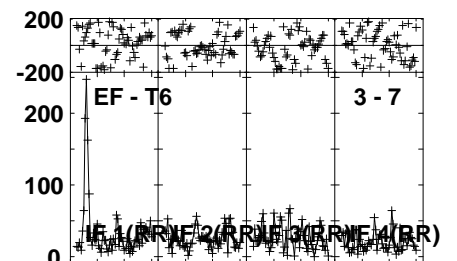
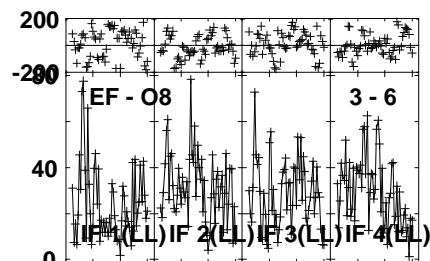
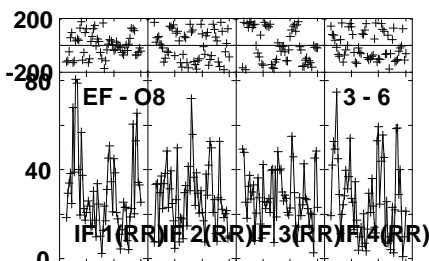
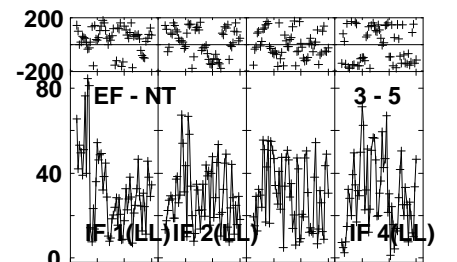
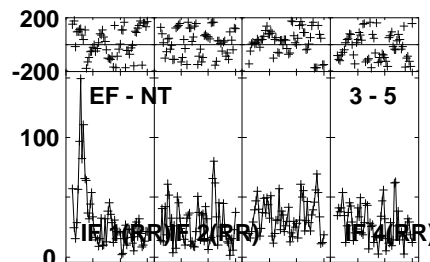
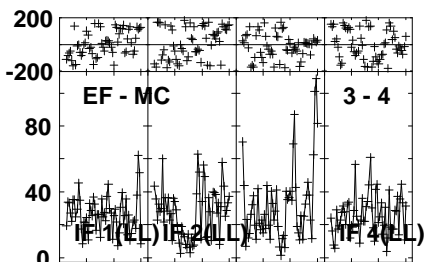
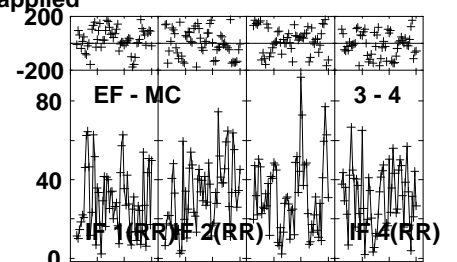
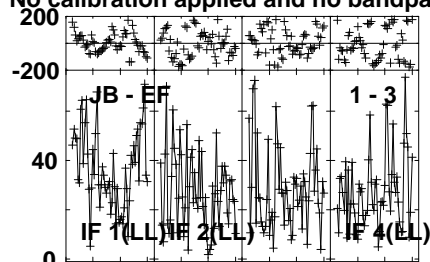
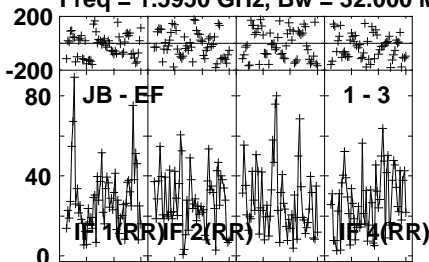
Lower frame: Micro Ampl Jy Top frame: Phas deg
Vector averaged cross-power spectrum Several baselines displayed
Timerange: 00/13:50:41 to 00/14:05:09

Plot file version 19 created 19-JAN-2023 14:14:53

UGC1837 EV024F 2.UVDATA.1

Freq = 1.5950 GHz, Bw = 32.000 MH

No calibration applied and no bandpass applied



0204060 204060 204060 204060
Channels

0204060 204060 204060 204060
Channels

0204060 204060 204060 204060
Channels

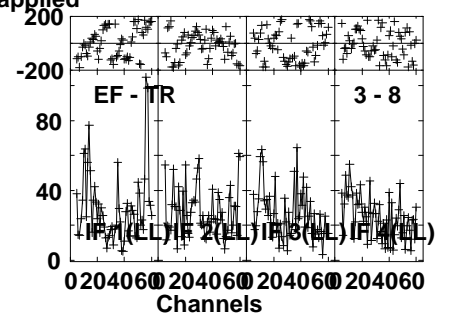
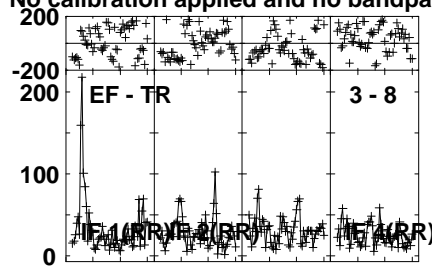
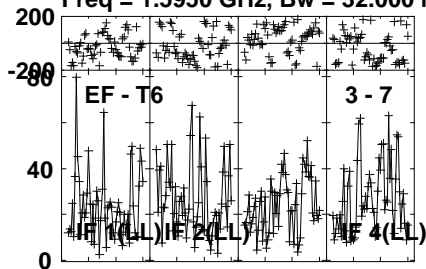
Lower frame: Micro Ampl Jy Top frame: Phas deg
Vector averaged cross-power spectrum Several baselines displayed
Timerange: 00/14:05:41 to 00/14:20:09

Plot file version 20 created 19-JAN-2023 14:14:55

UGC1837 EV024F 2.UVDATA.1

Freq = 1.5950 GHz, Bw = 32.000 MH

No calibration applied and no bandpass applied



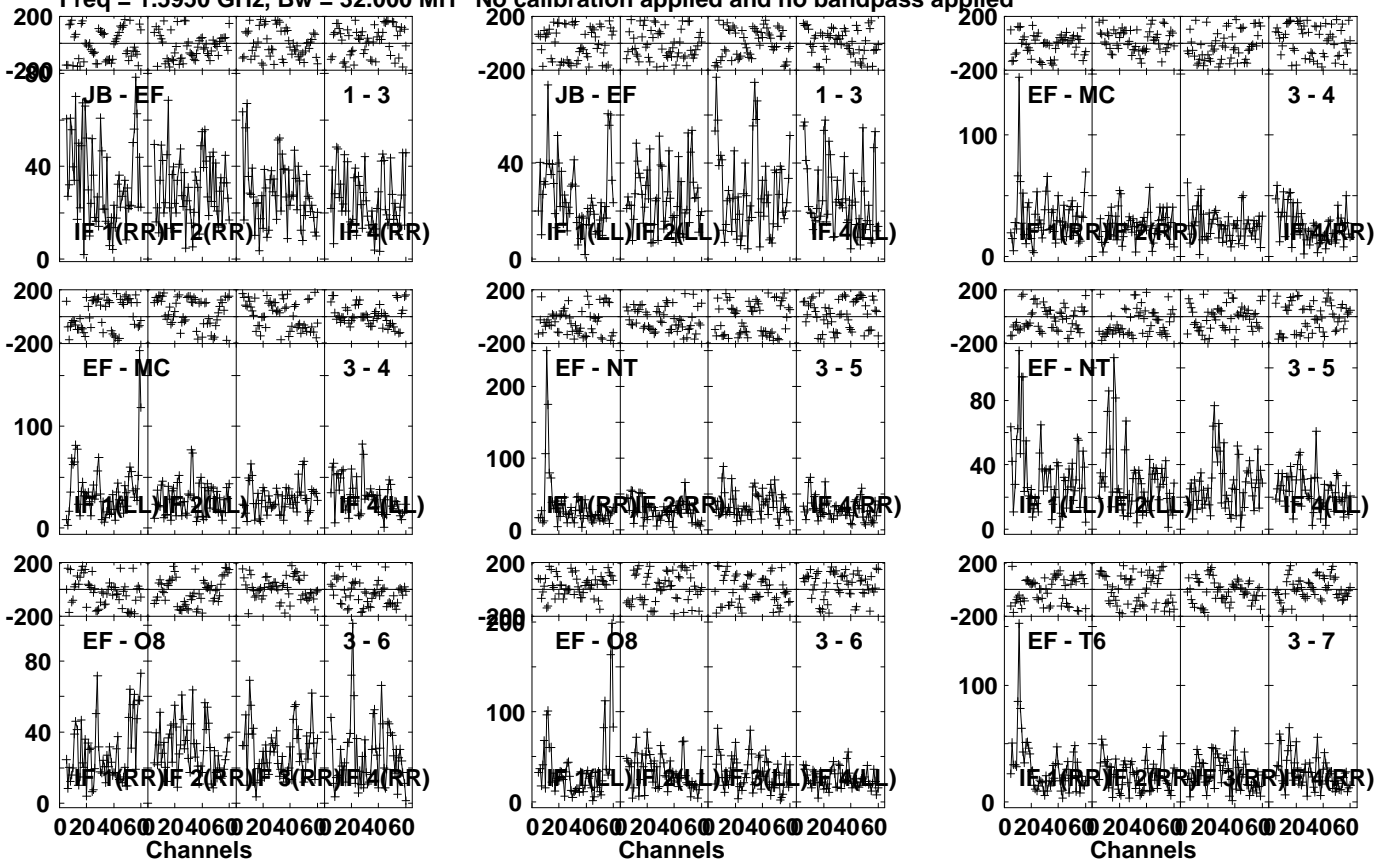
Lower frame: Micro Ampl Jy Top frame: Phas deg
Vector averaged cross-power spectrum Several baselines displayed
Timerange: 00/14:05:41 to 00/14:20:09

Plot file version 21 created 19-JAN-2023 14:14:55

UGC1837 EV024F 2.UVDATA.1

Freq = 1.5950 GHz, Bw = 32.000 MH

No calibration applied and no bandpass applied

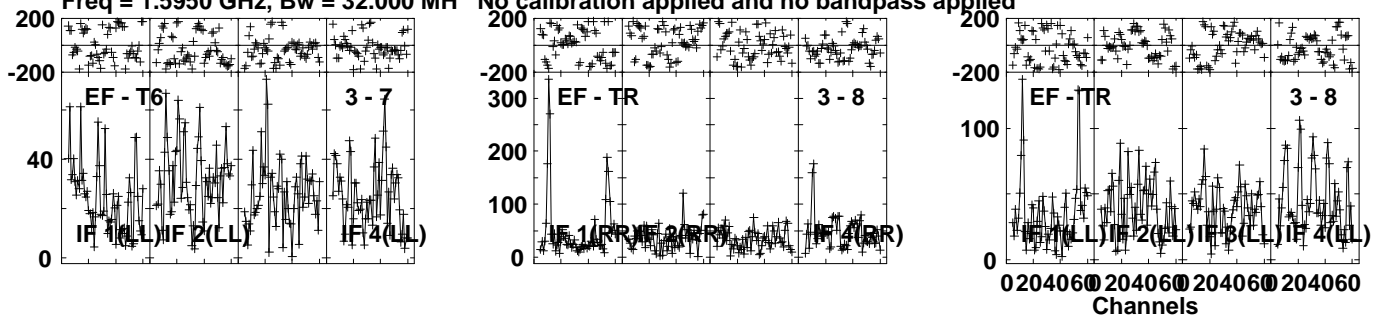


Lower frame: Micro Ampl Jy Top frame: Phas deg
Vector averaged cross-power spectrum Several baselines displayed
Timerange: 00/14:20:41 to 00/14:35:09

Plot file version 22 created 19-JAN-2023 14:14:55

UGC1837 EV024F 2.UVDATA.1

Freq = 1.5950 GHz, Bw = 32.000 MH No calibration applied and no bandpass applied



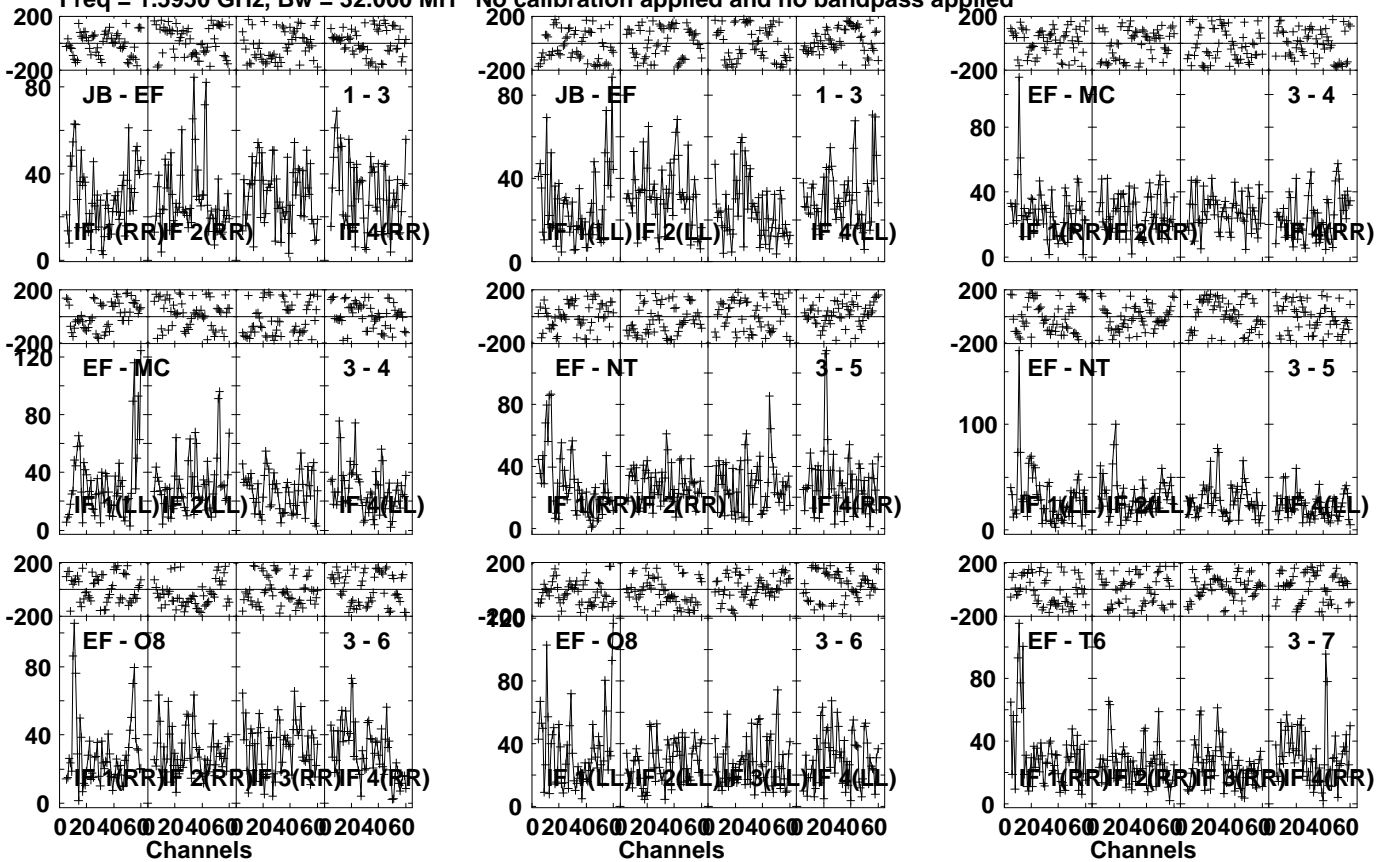
Lower frame: Micro Ampl Jy Top frame: Phas deg
Vector averaged cross-power spectrum Several baselines displayed
Timerange: 00/14:20:41 to 00/14:35:09

Plot file version 23 created 19-JAN-2023 14:14:55

UGC1837 EV024F 2.UVDATA.1

Freq = 1.5950 GHz, Bw = 32.000 MH

No calibration applied and no bandpass applied

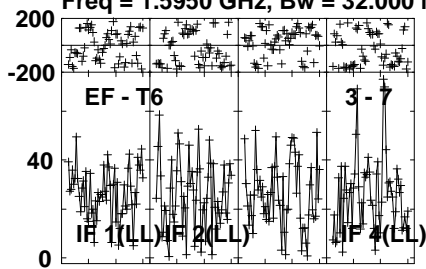


Lower frame: Micro Ampl Jy Top frame: Phas deg
Vector averaged cross-power spectrum Several baselines displayed
Timerange: 00/14:35:41 to 00/14:50:09

Plot file version 24 created 19-JAN-2023 14:14:56

UGC1837 EV024F 2.UVDATA.1

Freq = 1.5950 GHz, Bw = 32.000 MH No calibration applied and no bandpass applied



Lower frame: Micro Ampl Jy Top frame: Phas deg

Vector averaged cross-power spectrum Several baselines displayed

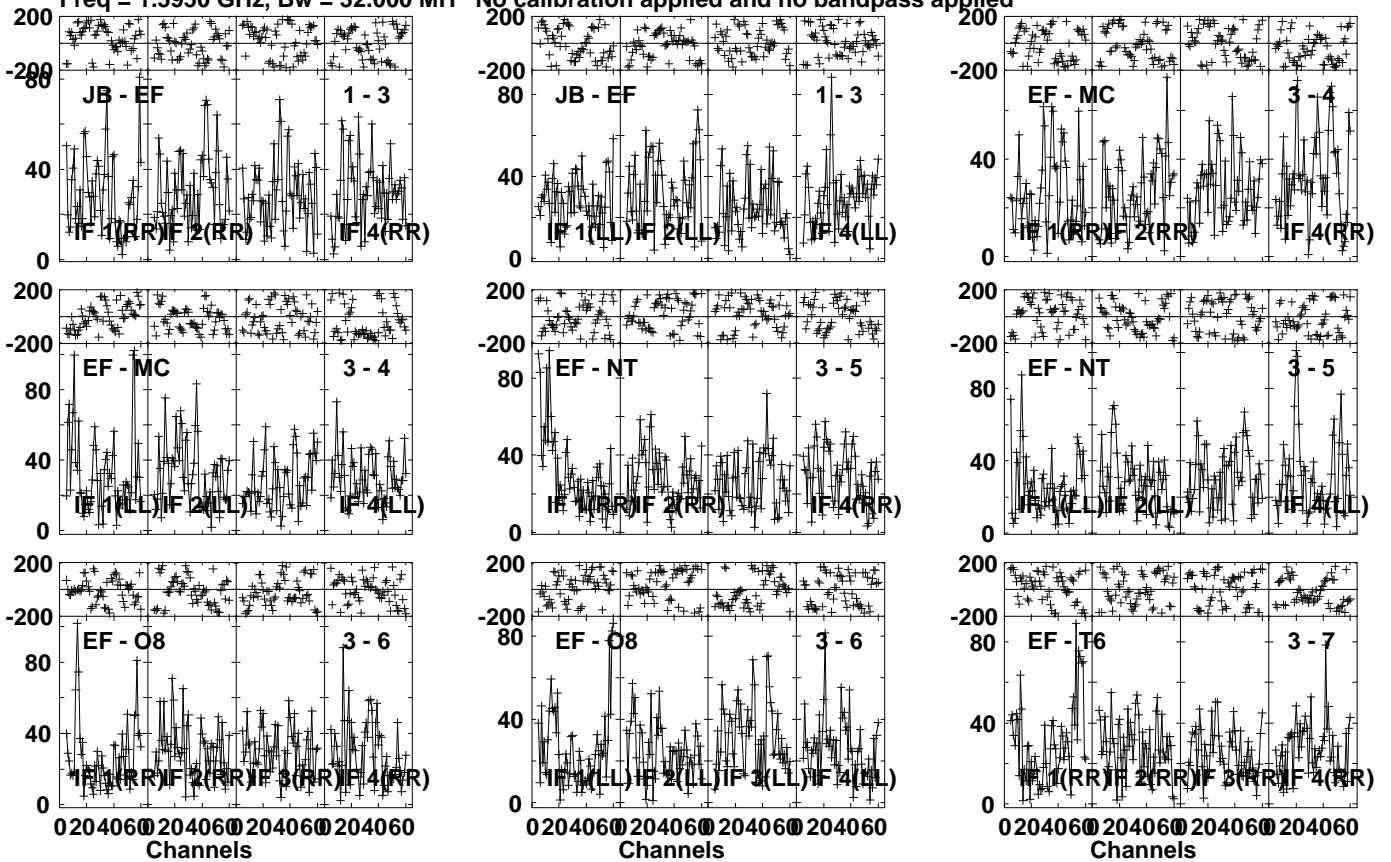
Timerange: 00/14:35:41 to 00/14:50:09

Plot file version 25 created 19-JAN-2023 14:14:56

UGC1837 EV024F 2.UVDATA.1

Freq = 1.5950 GHz, Bw = 32.000 MH

No calibration applied and no bandpass applied

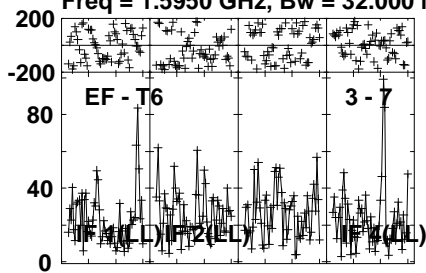


Lower frame: Micro Ampl Jy Top frame: Phas deg
Vector averaged cross-power spectrum Several baselines displayed
Timerange: 00/14:50:41 to 00/15:05:09

Plot file version 26 created 19-JAN-2023 14:14:56

UGC1837 EV024F 2.UVDATA.1

Freq = 1.5950 GHz, Bw = 32.000 MH No calibration applied and no bandpass applied



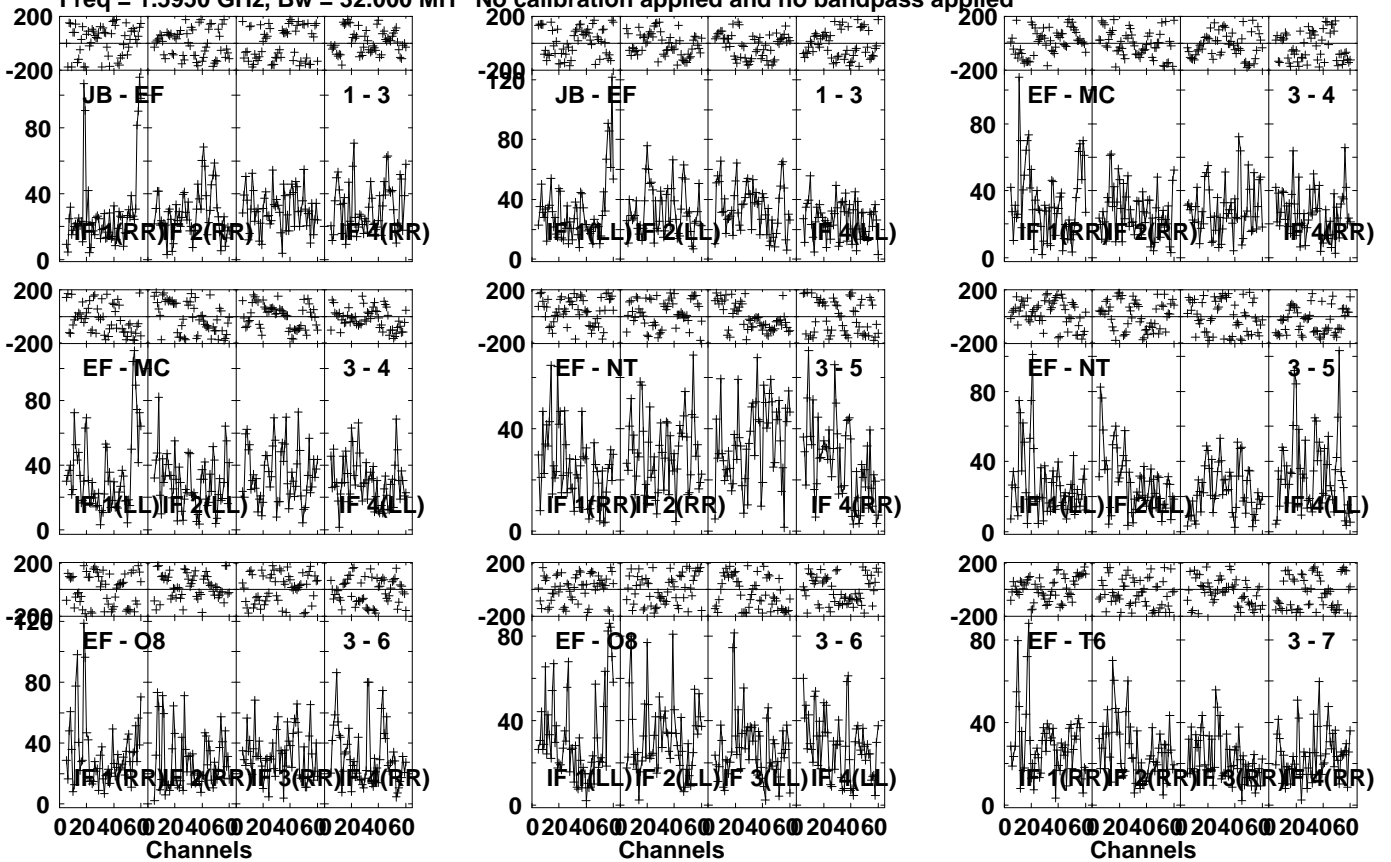
Lower frame: Micro Ampl Jy Top frame: Phas deg
Vector averaged cross-power spectrum Several baselines displayed
Timerange: 00/14:50:41 to 00/15:05:09

Plot file version 27 created 19-JAN-2023 14:14:56

UGC1837 EV024F 2.UVDATA.1

Freq = 1.5950 GHz, Bw = 32.000 MH

No calibration applied and no bandpass applied

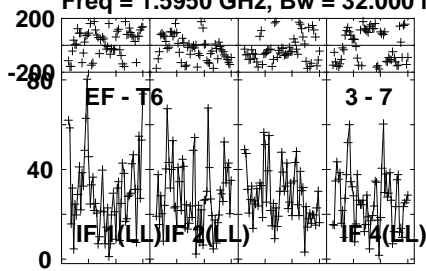


Lower frame: Micro Ampl Jy Top frame: Phas deg
Vector averaged cross-power spectrum Several baselines displayed
Timerange: 00/15:05:41 to 00/15:20:09

Plot file version 28 created 19-JAN-2023 14:14:56

UGC1837 EV024F 2.UVDATA.1

Freq = 1.5950 GHz, Bw = 32.000 MH No calibration applied and no bandpass applied

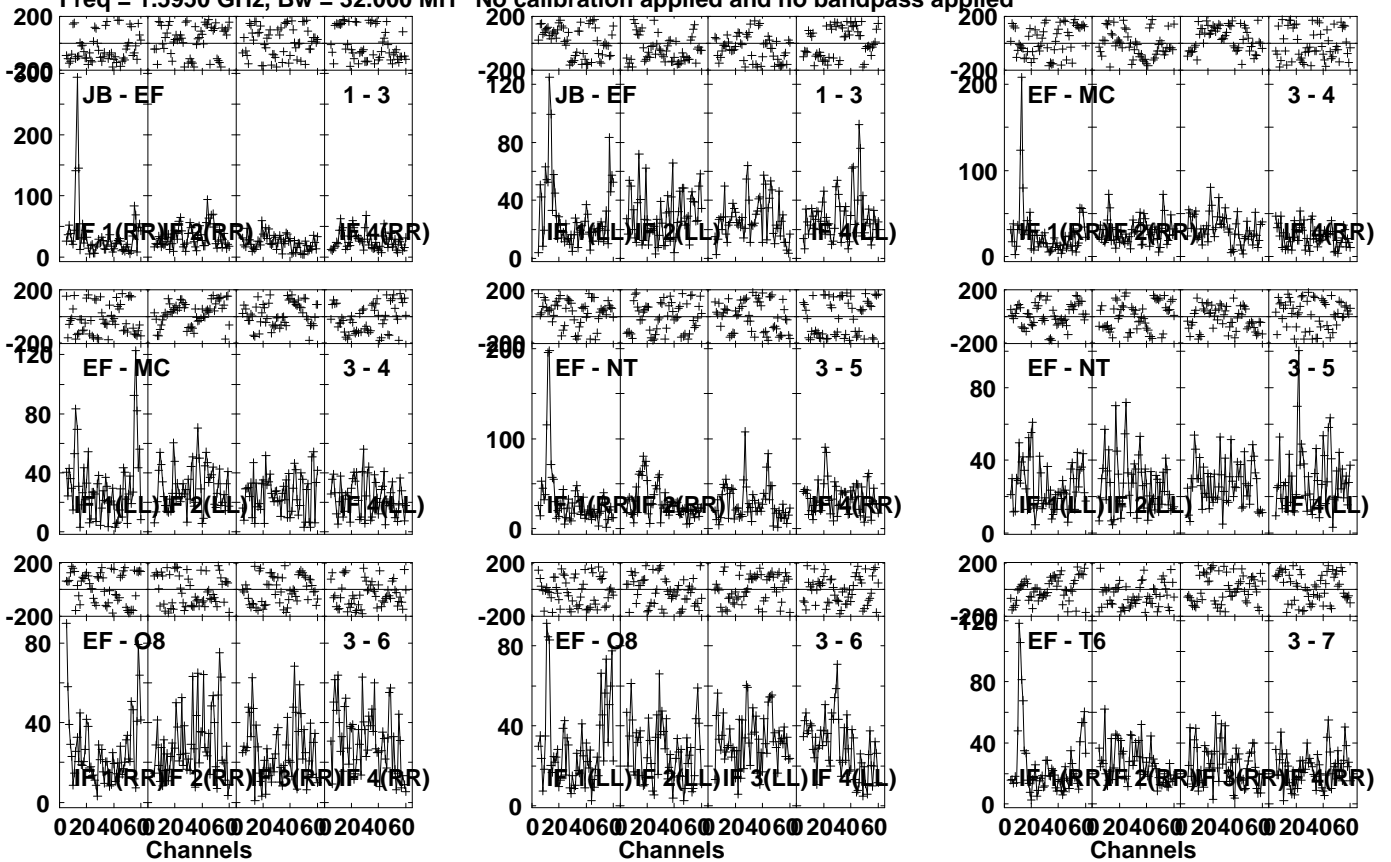


Lower frame: Micro Ampl Jy Top frame: Phas deg
Vector averaged cross-power spectrum Several baselines displayed
Timerange: 00/15:05:41 to 00/15:20:09

Plot file version 29 created 19-JAN-2023 14:14:57

UGC1837 EV024F 2.UVDATA.1

Freq = 1.5950 GHz, Bw = 32.000 MH No calibration applied and no bandpass applied

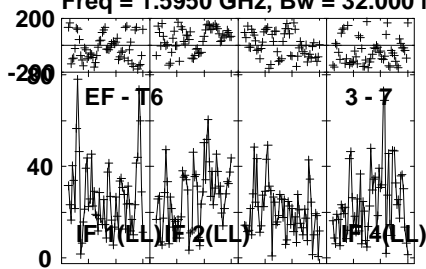


Lower frame: Micro Ampl Jy Top frame: Phas deg
Vector averaged cross-power spectrum Several baselines displayed
Timerange: 00/15:20:41 to 00/15:35:09

Plot file version 30 created 19-JAN-2023 14:14:57

UGC1837 EV024F 2.UVDATA.1

Freq = 1.5950 GHz, Bw = 32.000 MH No calibration applied and no bandpass applied



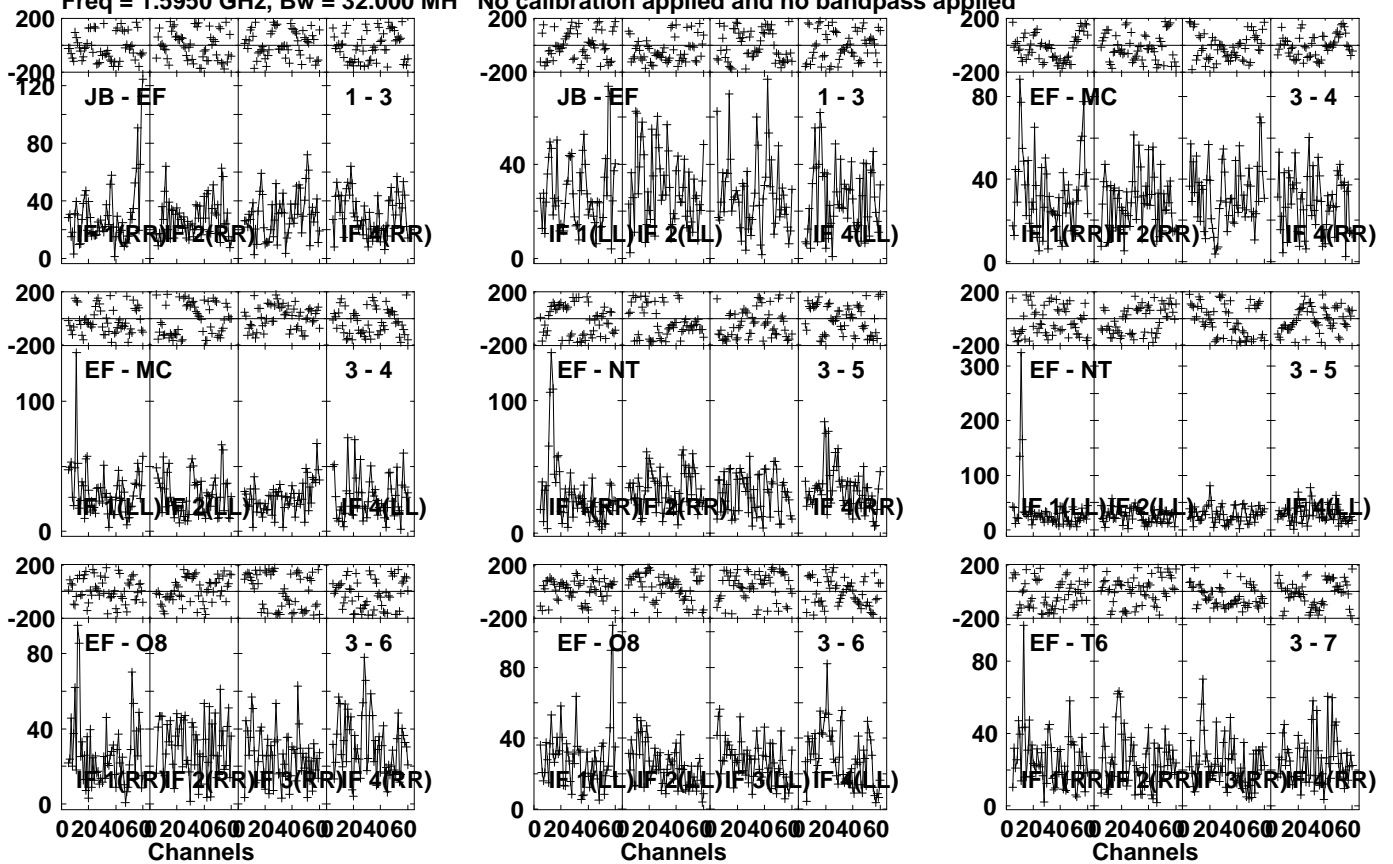
Lower frame: Micro Ampl Jy Top frame: Phas deg
Vector averaged cross-power spectrum Several baselines displayed
Timerange: 00/15:20:41 to 00/15:35:09

Plot file version 31 created 19-JAN-2023 14:14:57

UGC1837 EV024F 2.UVDATA.1

Freq = 1.5950 GHz, Bw = 32.000 MH

No calibration applied and no bandpass applied

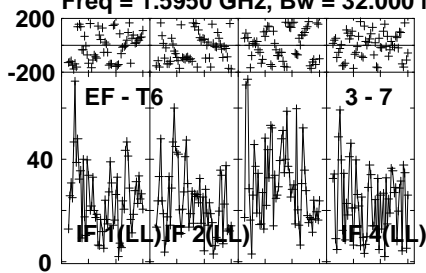


Lower frame: Micro Ampl Jy Top frame: Phas deg
Vector averaged cross-power spectrum Several baselines displayed
Timerange: 00/15:35:41 to 00/15:50:09

Plot file version 32 created 19-JAN-2023 14:14:57

UGC1837 EV024F 2.UVDATA.1

Freq = 1.5950 GHz, Bw = 32.000 MH No calibration applied and no bandpass applied



Lower frame: Micro Ampl Jy Top frame: Phas deg

Vector averaged cross-power spectrum Several baselines displayed

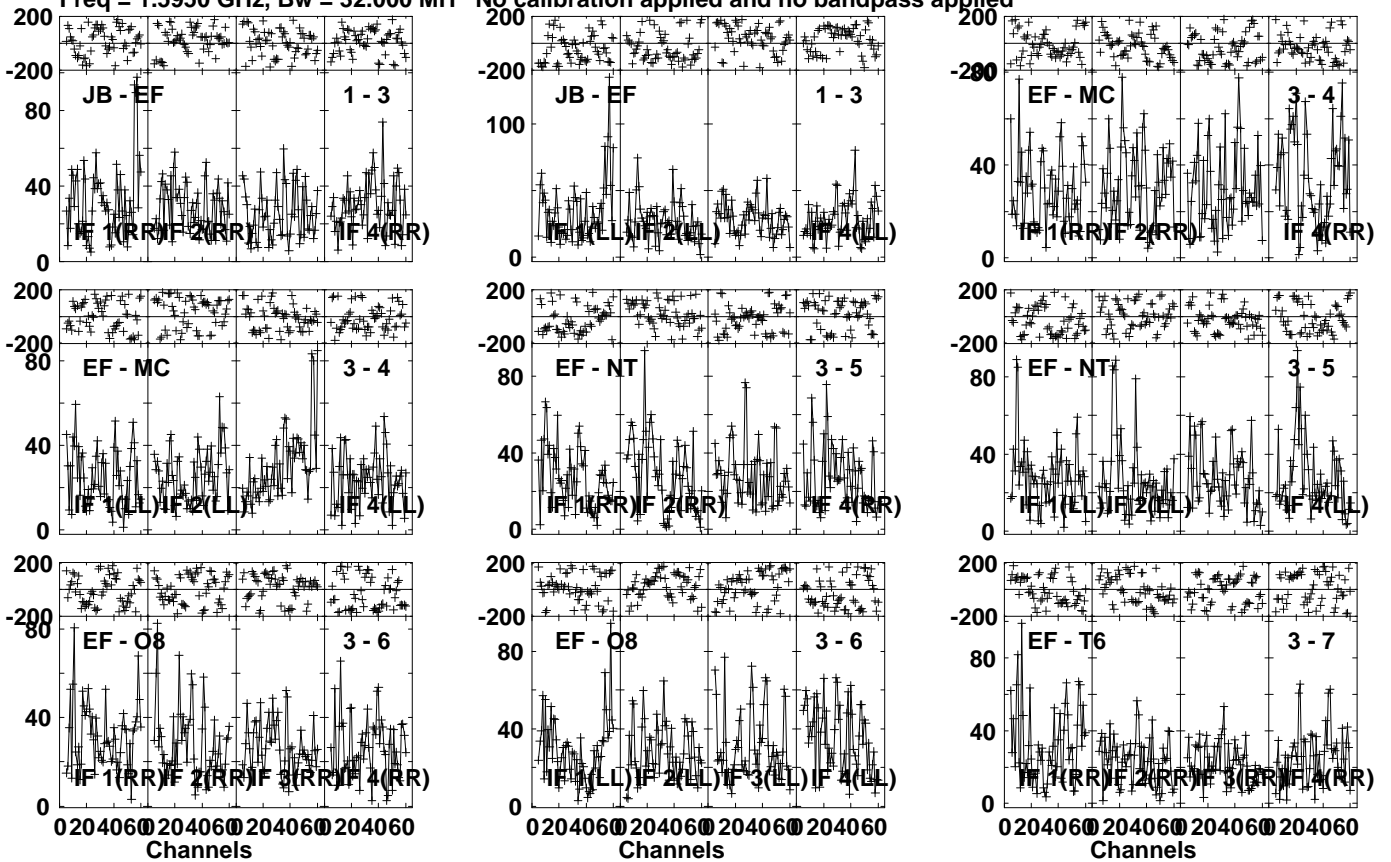
Timerange: 00/15:35:41 to 00/15:50:09

Plot file version 33 created 19-JAN-2023 14:14:58

UGC1837 EV024F 2.UVDATA.1

Freq = 1.5950 GHz, Bw = 32.000 MH

No calibration applied and no bandpass applied

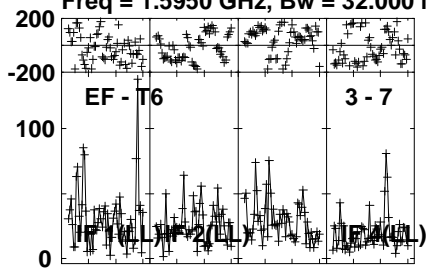


Lower frame: Micro Ampl Jy Top frame: Phas deg
Vector averaged cross-power spectrum Several baselines displayed
Timerange: 00/15:50:41 to 00/16:05:09

Plot file version 34 created 19-JAN-2023 14:14:58

UGC1837 EV024F 2.UVDATA.1

Freq = 1.5950 GHz, Bw = 32.000 MH No calibration applied and no bandpass applied



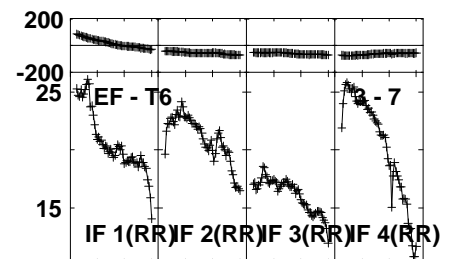
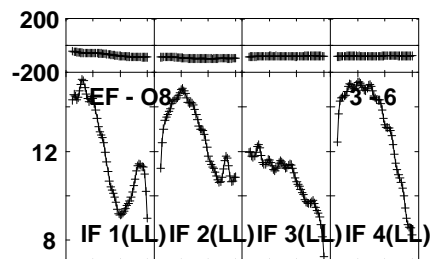
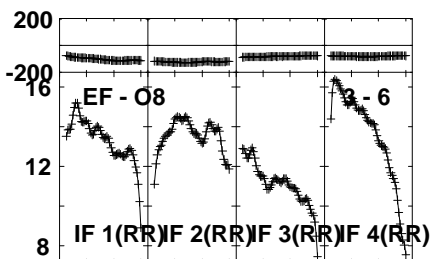
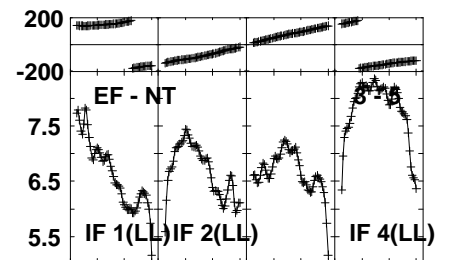
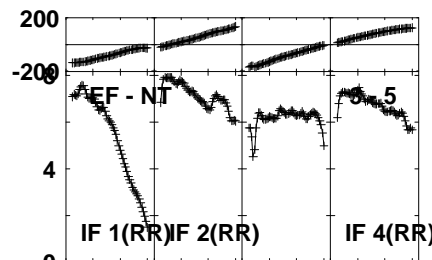
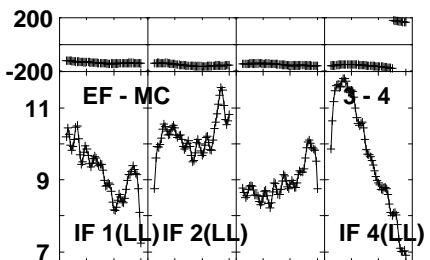
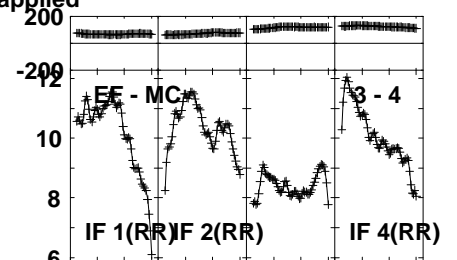
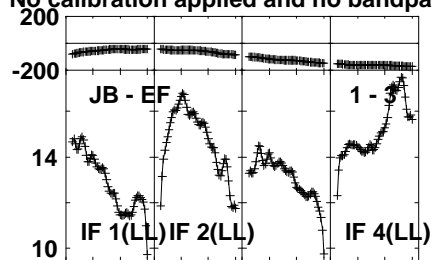
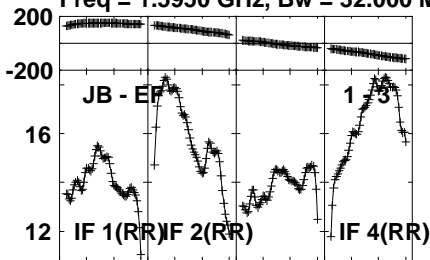
Lower frame: Micro Ampl Jy Top frame: Phas deg
Vector averaged cross-power spectrum Several baselines displayed
Timerange: 00/15:50:41 to 00/16:05:09

Plot file version 35 created 19-JAN-2023 14:14:58

0133+476 EV024F 2.UVDATA.1

Freq = 1.5950 GHz, Bw = 32.000 MH

No calibration applied and no bandpass applied



020406@20406@20406@20406@

Channels

Lower frame: Milli Ampl Jy Top frame: Phas deg

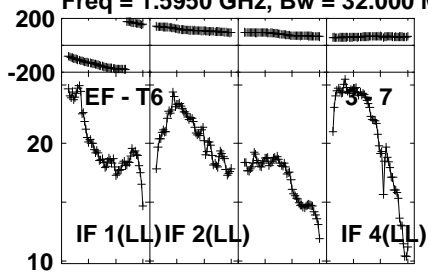
Vector averaged cross-power spectrum Several baselines displayed

Timerange: 00/16:10:11 to 00/16:15:09

Plot file version 36 created 19-JAN-2023 14:14:58

0133+476 EV024F 2.UVDATA.1

Freq = 1.5950 GHz, Bw = 32.000 MH No calibration applied and no bandpass applied



Lower frame: Milli Ampl Jy Top frame: Phas deg

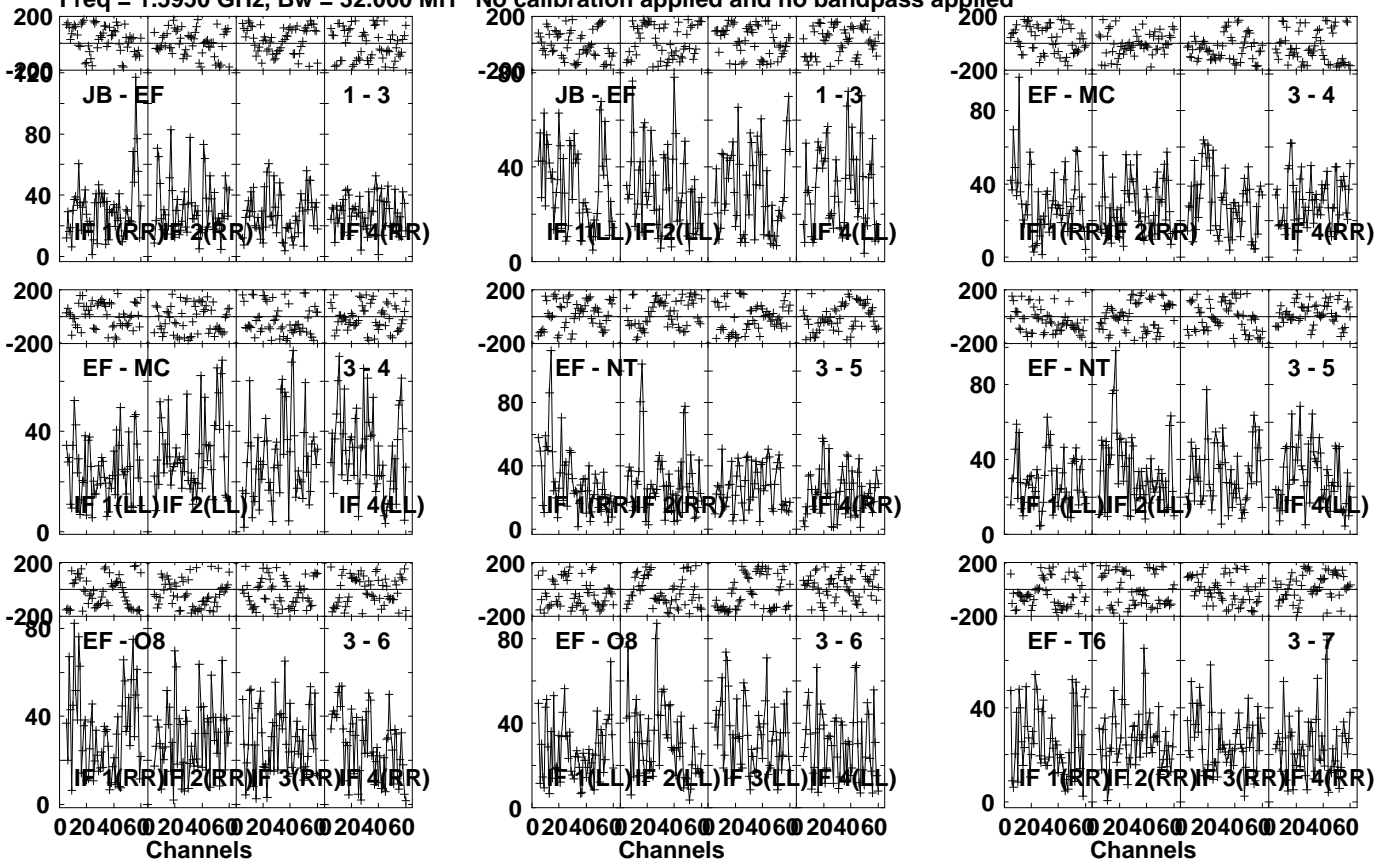
Vector averaged cross-power spectrum Several baselines displayed

Timerange: 00/16:10:11 to 00/16:15:09

Plot file version 37 created 19-JAN-2023 14:14:58

UGC1837 EV024F 2.UVDATA.1

Freq = 1.5950 GHz, Bw = 32.000 MH No calibration applied and no bandpass applied

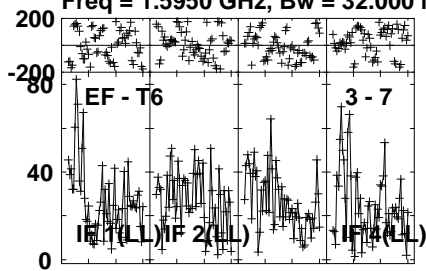


Lower frame: Micro Ampl Jy Top frame: Phas deg
Vector averaged cross-power spectrum Several baselines displayed
Timerange: 00/16:16:21 to 00/16:30:19

Plot file version 38 created 19-JAN-2023 14:14:58

UGC1837 EV024F 2.UVDATA.1

Freq = 1.5950 GHz, Bw = 32.000 MH No calibration applied and no bandpass applied



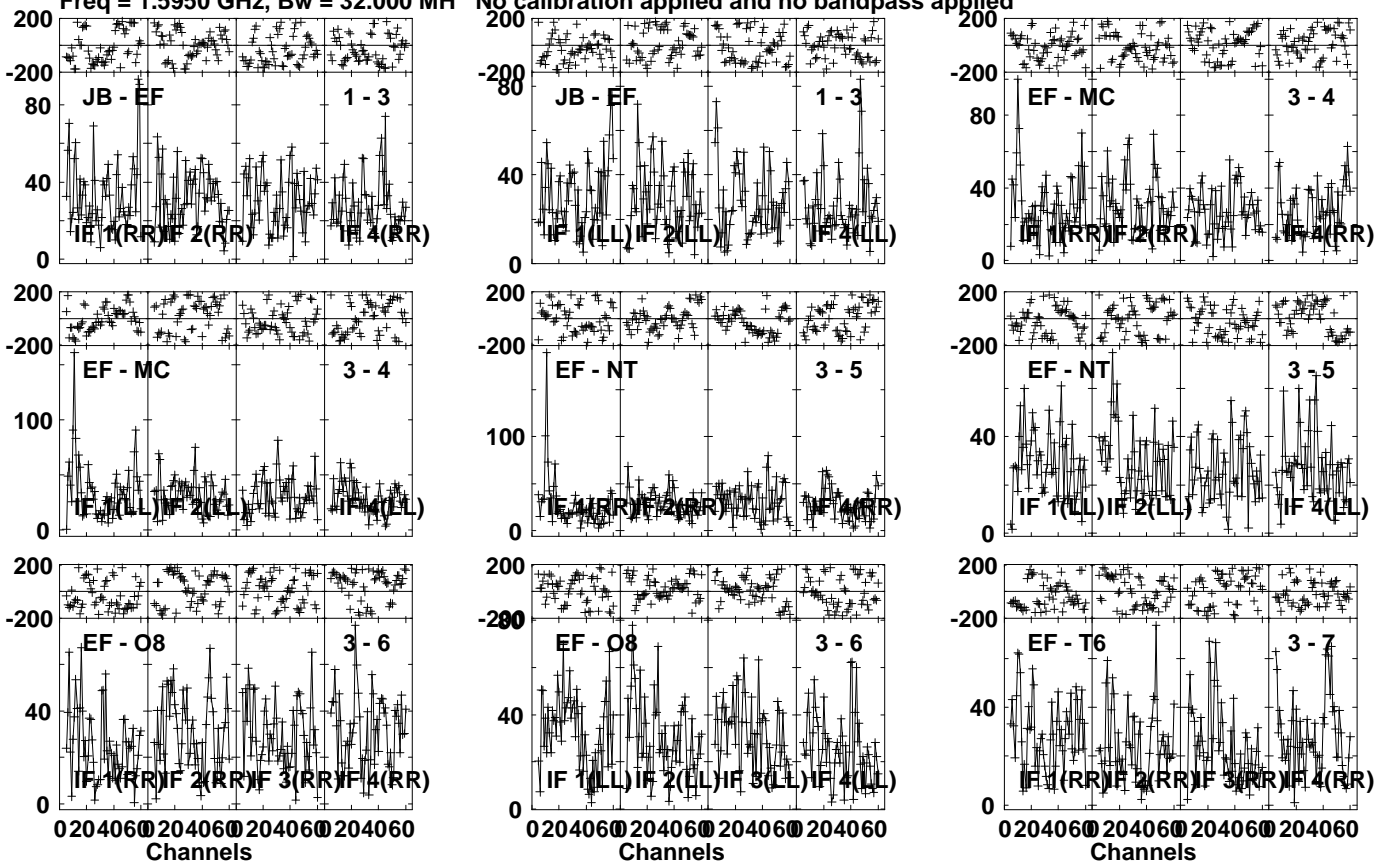
Lower frame: Micro Ampl Jy Top frame: Phas deg
Vector averaged cross-power spectrum Several baselines displayed
Timerange: 00/16:16:21 to 00/16:30:19

Plot file version 39 created 19-JAN-2023 14:14:59

UGC1837 EV024F 2.UVDATA.1

Freq = 1.5950 GHz, Bw = 32.000 MH

No calibration applied and no bandpass applied

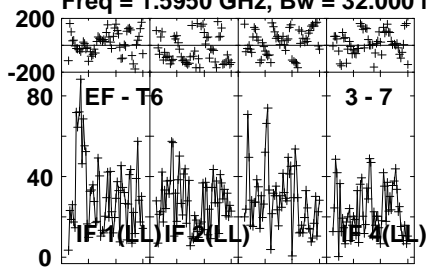


Lower frame: Micro Ampl Jy Top frame: Phas deg
Vector averaged cross-power spectrum Several baselines displayed
Timerange: 00:16:30:51 to 00:16:45:19

Plot file version 40 created 19-JAN-2023 14:14:59

UGC1837 EV024F 2.UVDATA.1

Freq = 1.5950 GHz, Bw = 32.000 MH No calibration applied and no bandpass applied

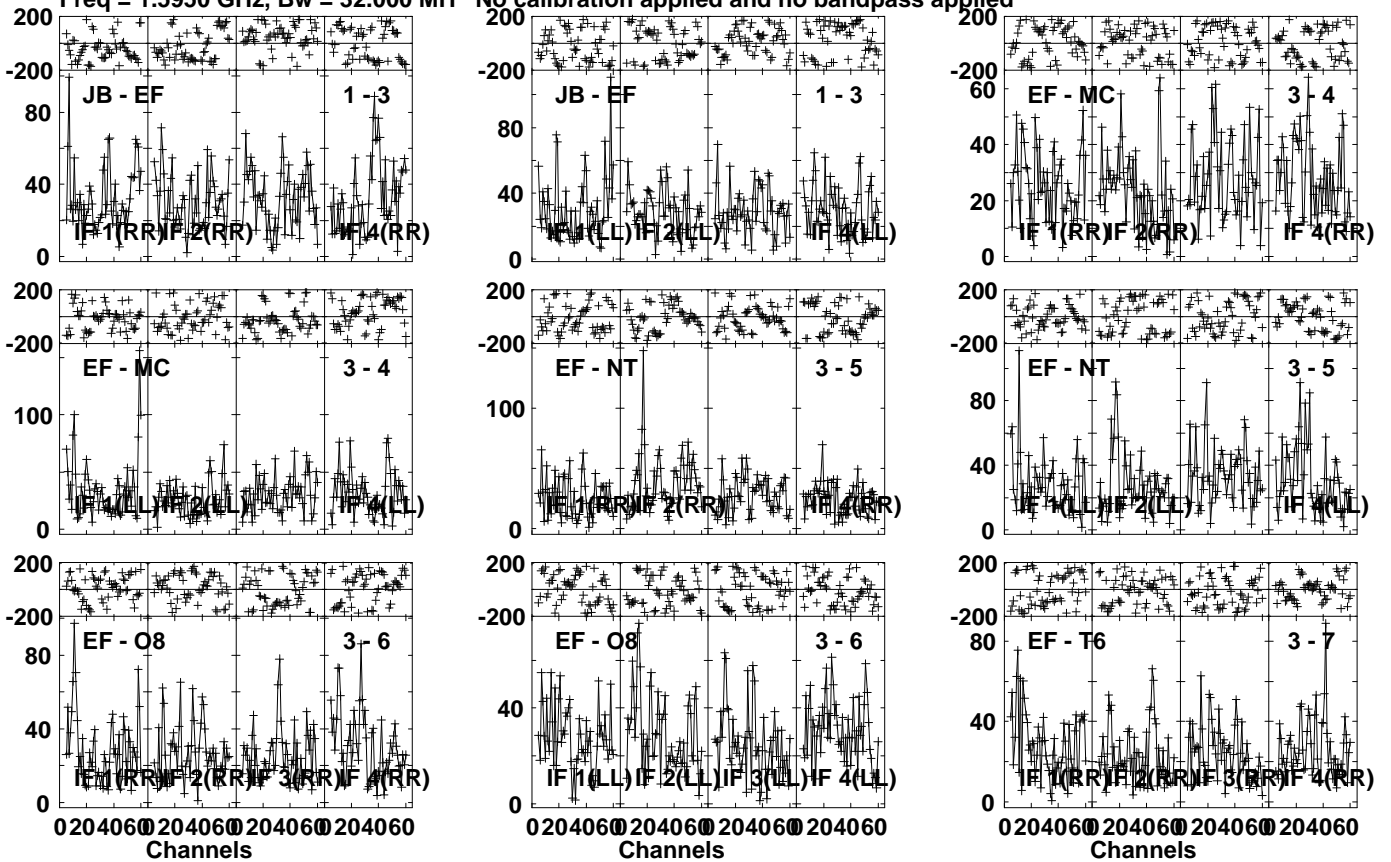


Lower frame: Micro Ampl Jy Top frame: Phas deg
Vector averaged cross-power spectrum Several baselines displayed
Timerange: 00/16:30:51 to 00/16:45:19

Plot file version 41 created 19-JAN-2023 14:14:59

UGC1837 EV024F 2.UVDATA.1

Freq = 1.5950 GHz, Bw = 32.000 MH No calibration applied and no bandpass applied

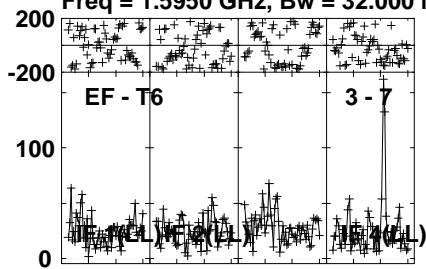


Lower frame: Micro Ampl Jy Top frame: Phas deg
Vector averaged cross-power spectrum Several baselines displayed
Timerange: 00:16:45:51 to 00:17:00:19

Plot file version 42 created 19-JAN-2023 14:14:59

UGC1837 EV024F 2.UVDATA.1

Freq = 1.5950 GHz, Bw = 32.000 MH No calibration applied and no bandpass applied



Lower frame: Micro Ampl Jy Top frame: Phas deg

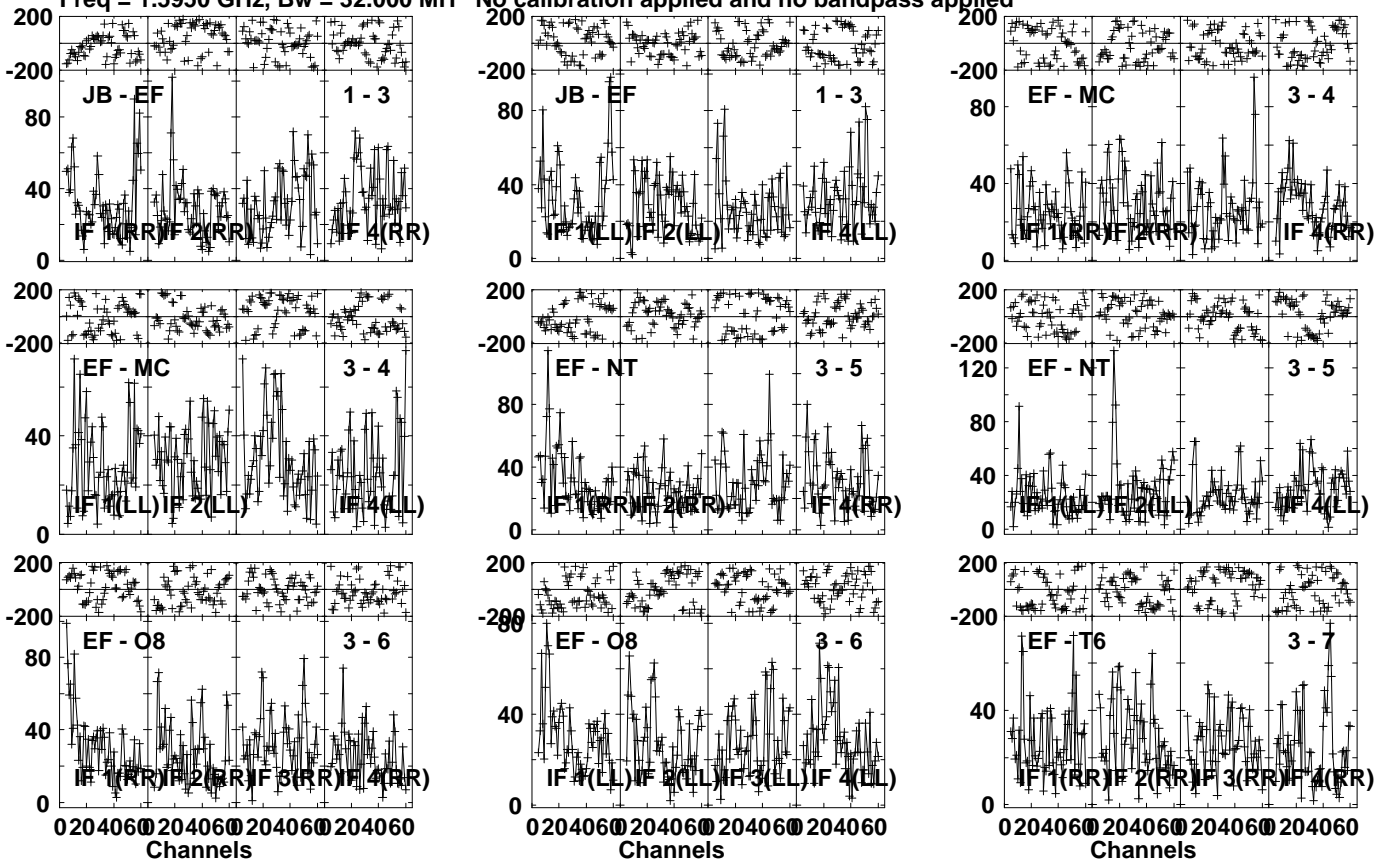
Vector averaged cross-power spectrum Several baselines displayed

Timerange: 00/16:45:51 to 00/17:00:19

Plot file version 43 created 19-JAN-2023 14:14:59

UGC1837 EV024F 2.UVDATA.1

Freq = 1.5950 GHz, Bw = 32.000 MH No calibration applied and no bandpass applied

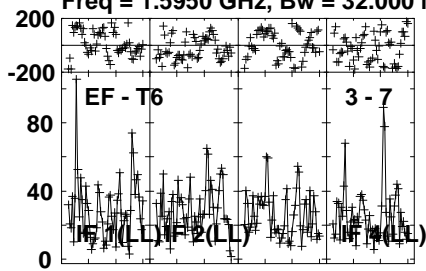


Lower frame: Micro Ampl Jy Top frame: Phas deg
Vector averaged cross-power spectrum Several baselines displayed
Timerange: 00/17:00:51 to 00/17:15:19

Plot file version 44 created 19-JAN-2023 14:15:00

UGC1837 EV024F 2.UVDATA.1

Freq = 1.5950 GHz, Bw = 32.000 MH No calibration applied and no bandpass applied



Lower frame: Micro Ampl Jy Top frame: Phas deg

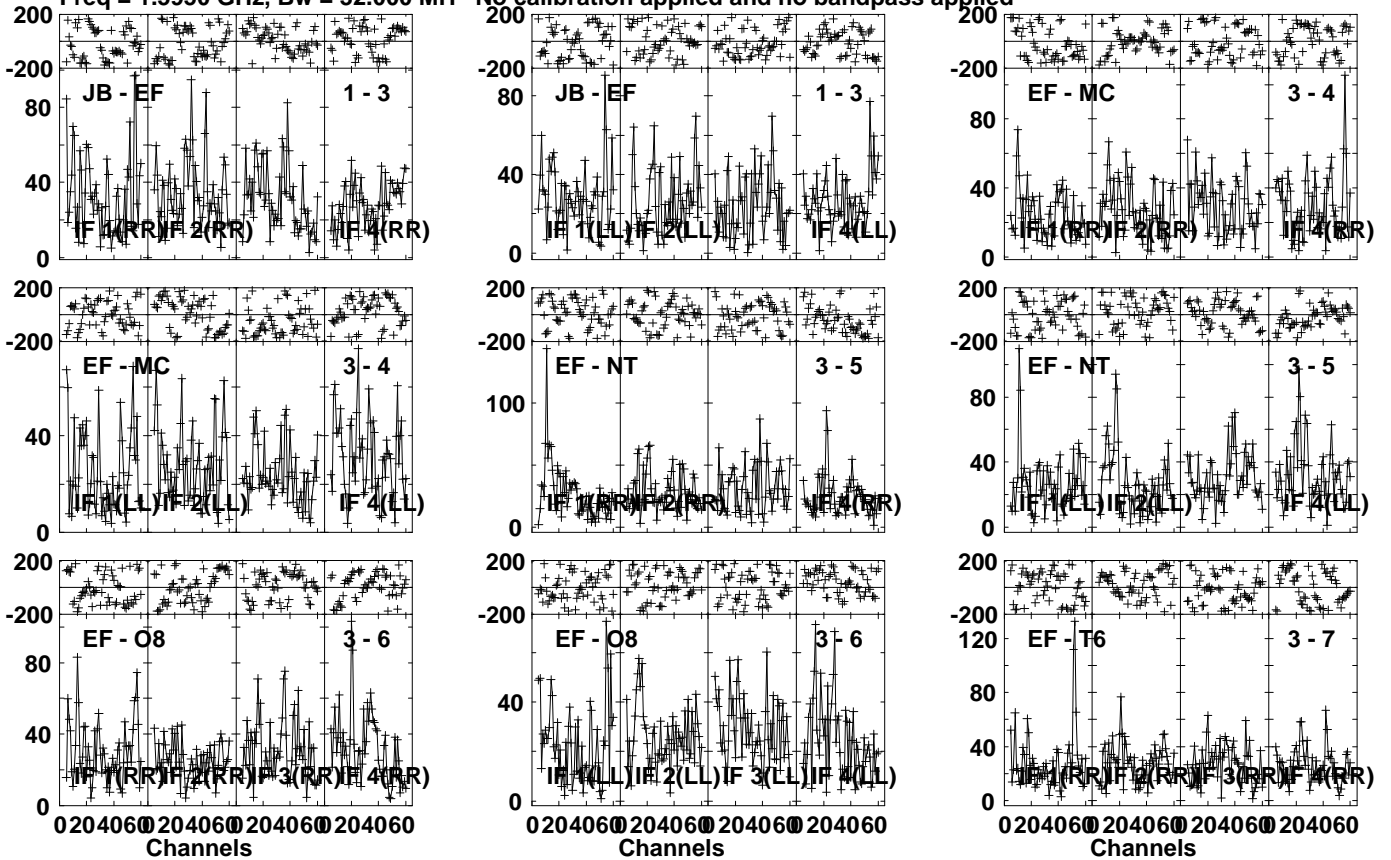
Vector averaged cross-power spectrum Several baselines displayed

Timerange: 00/17:00:51 to 00/17:15:19

Plot file version 45 created 19-JAN-2023 14:15:00

UGC1837 EV024F 2.UVDATA.1

Freq = 1.5950 GHz, Bw = 32.000 MH No calibration applied and no bandpass applied

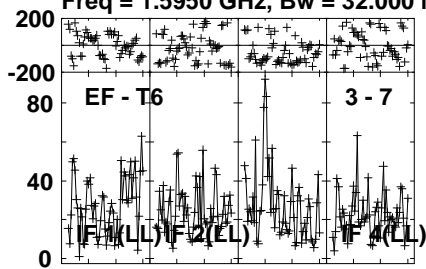


Lower frame: Micro Ampl Jy Top frame: Phas deg
Vector averaged cross-power spectrum Several baselines displayed
Timerange: 00/17:15:51 to 00/17:30:19

Plot file version 46 created 19-JAN-2023 14:15:00

UGC1837 EV024F 2.UVDATA.1

Freq = 1.5950 GHz, Bw = 32.000 MH No calibration applied and no bandpass applied



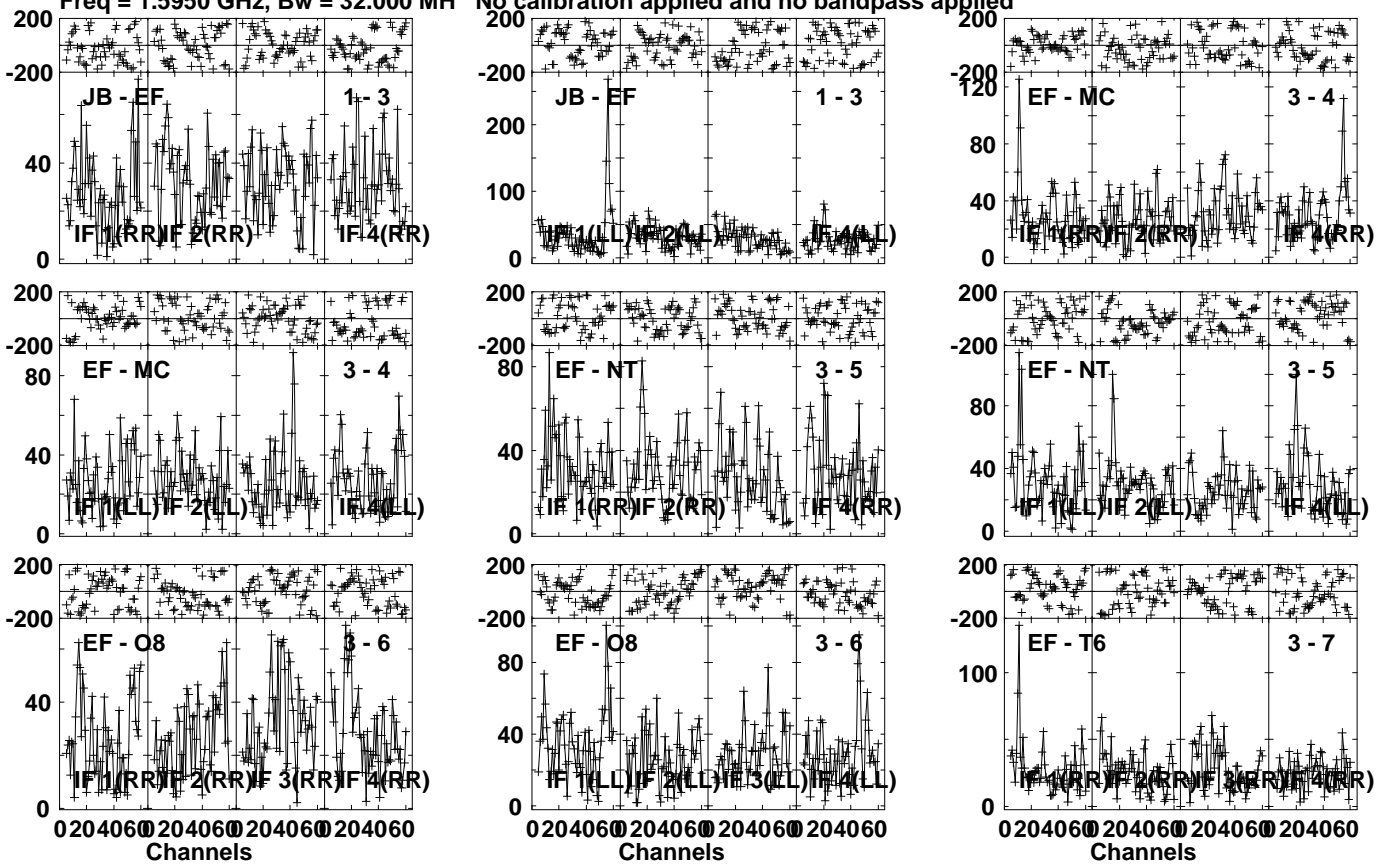
Lower frame: Micro Ampl Jy Top frame: Phas deg
Vector averaged cross-power spectrum Several baselines displayed
Timerange: 00/17:15:51 to 00/17:30:19

Plot file version 47 created 19-JAN-2023 14:15:00

UGC1837 EV024F 2.UVDATA.1

Freq = 1.5950 GHz, Bw = 32.000 MH

No calibration applied and no bandpass applied

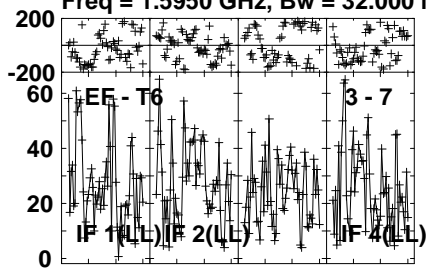


Lower frame: Micro Ampl Jy Top frame: Phas deg
Vector averaged cross-power spectrum Several baselines displayed
Timerange: 00/17:30:51 to 00/17:45:19

Plot file version 48 created 19-JAN-2023 14:15:00

UGC1837 EV024F 2.UVDATA.1

Freq = 1.5950 GHz, Bw = 32.000 MH No calibration applied and no bandpass applied

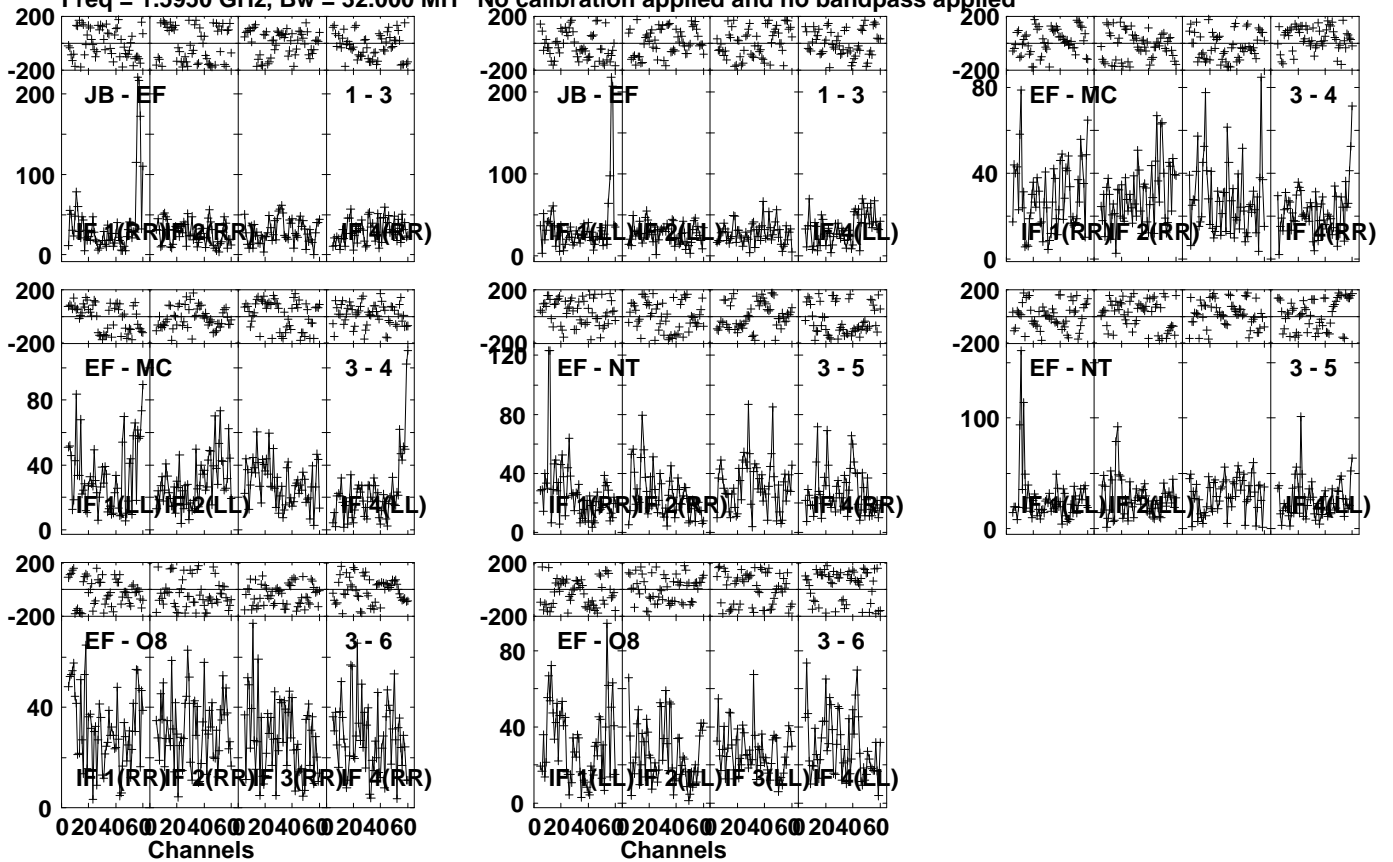


Lower frame: Micro Ampl Jy Top frame: Phas deg
Vector averaged cross-power spectrum Several baselines displayed
Timerange: 00/17:30:51 to 00/17:45:19

Plot file version 49 created 19-JAN-2023 14:15:01

UGC1837 EV024F 2.UVDATA.1

Freq = 1.5950 GHz, Bw = 32.000 MH No calibration applied and no bandpass applied

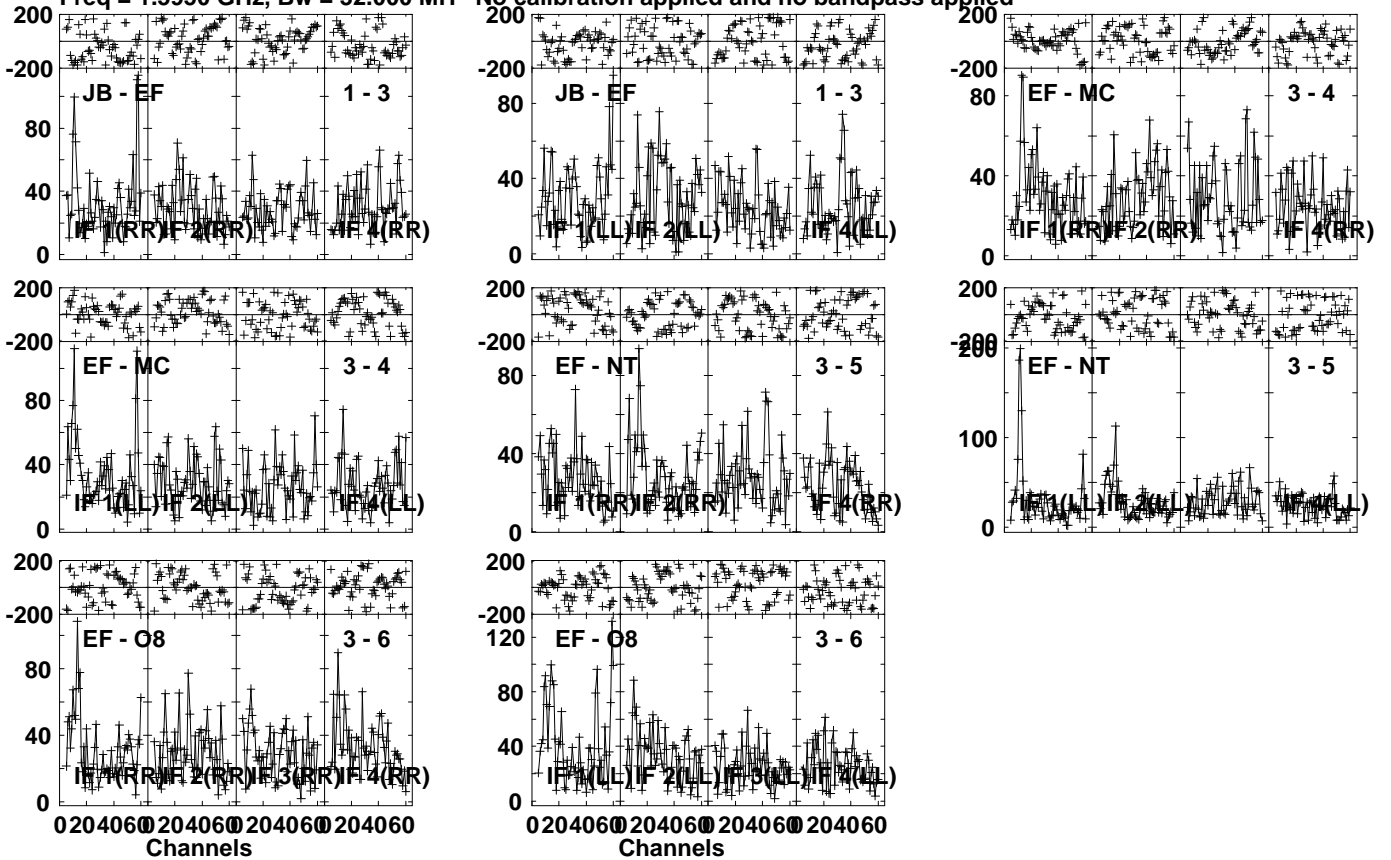


Lower frame: Micro Ampl Jy Top frame: Phas deg
Vector averaged cross-power spectrum Several baselines displayed
Timerange: 00/17:45:51 to 00/18:00:19

Plot file version 50 created 19-JAN-2023 14:15:01

UGC1837 EV024F 2.UVDATA.1

Freq = 1.5950 GHz, Bw = 32.000 MH No calibration applied and no bandpass applied

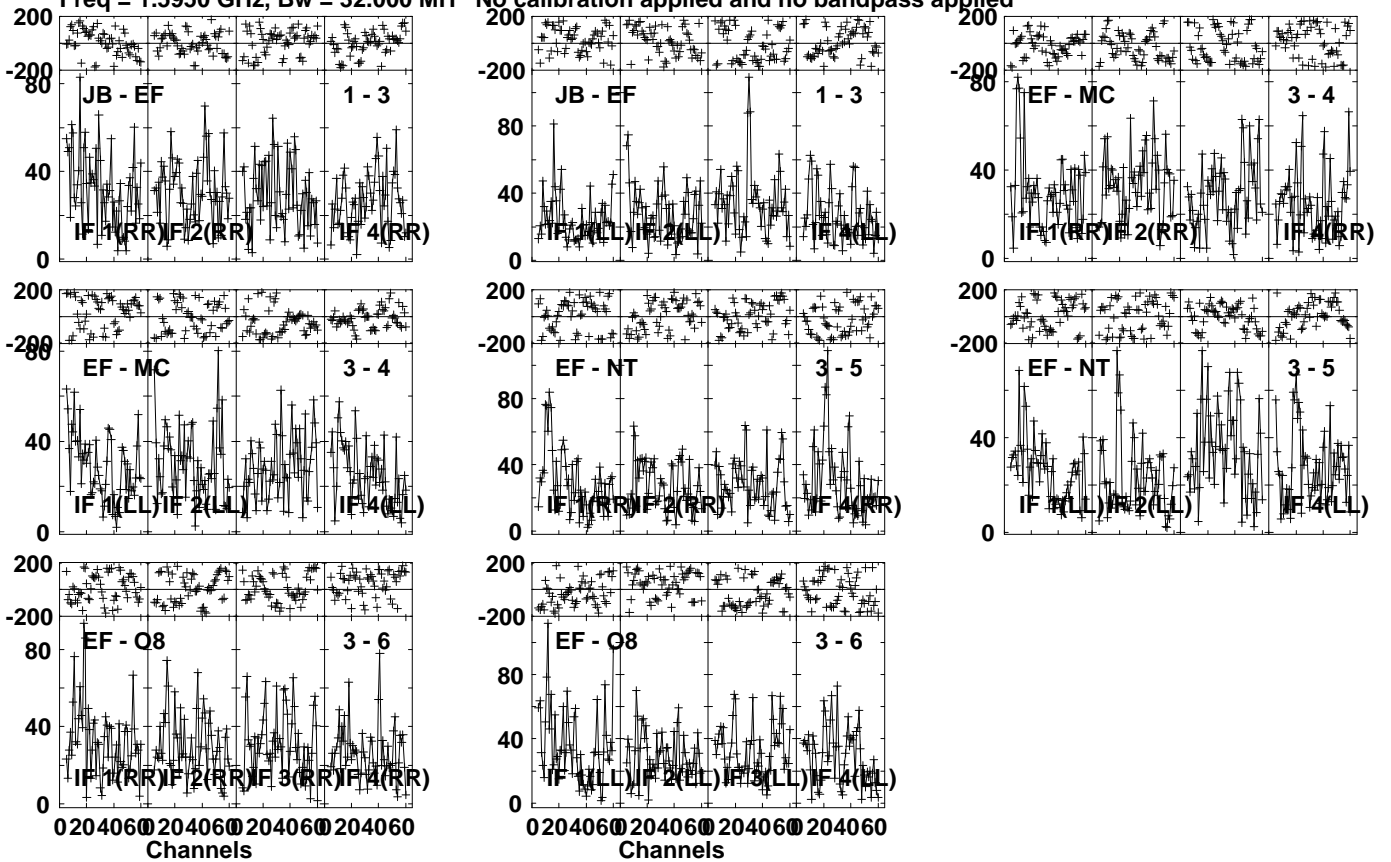


Lower frame: Micro Ampl Jy Top frame: Phas deg
Vector averaged cross-power spectrum Several baselines displayed
Timerange: 00/18:00:51 to 00/18:15:19

Plot file version 51 created 19-JAN-2023 14:15:01

UGC1837 EV024F 2.UVDATA.1

Freq = 1.5950 GHz, Bw = 32.000 MH No calibration applied and no bandpass applied

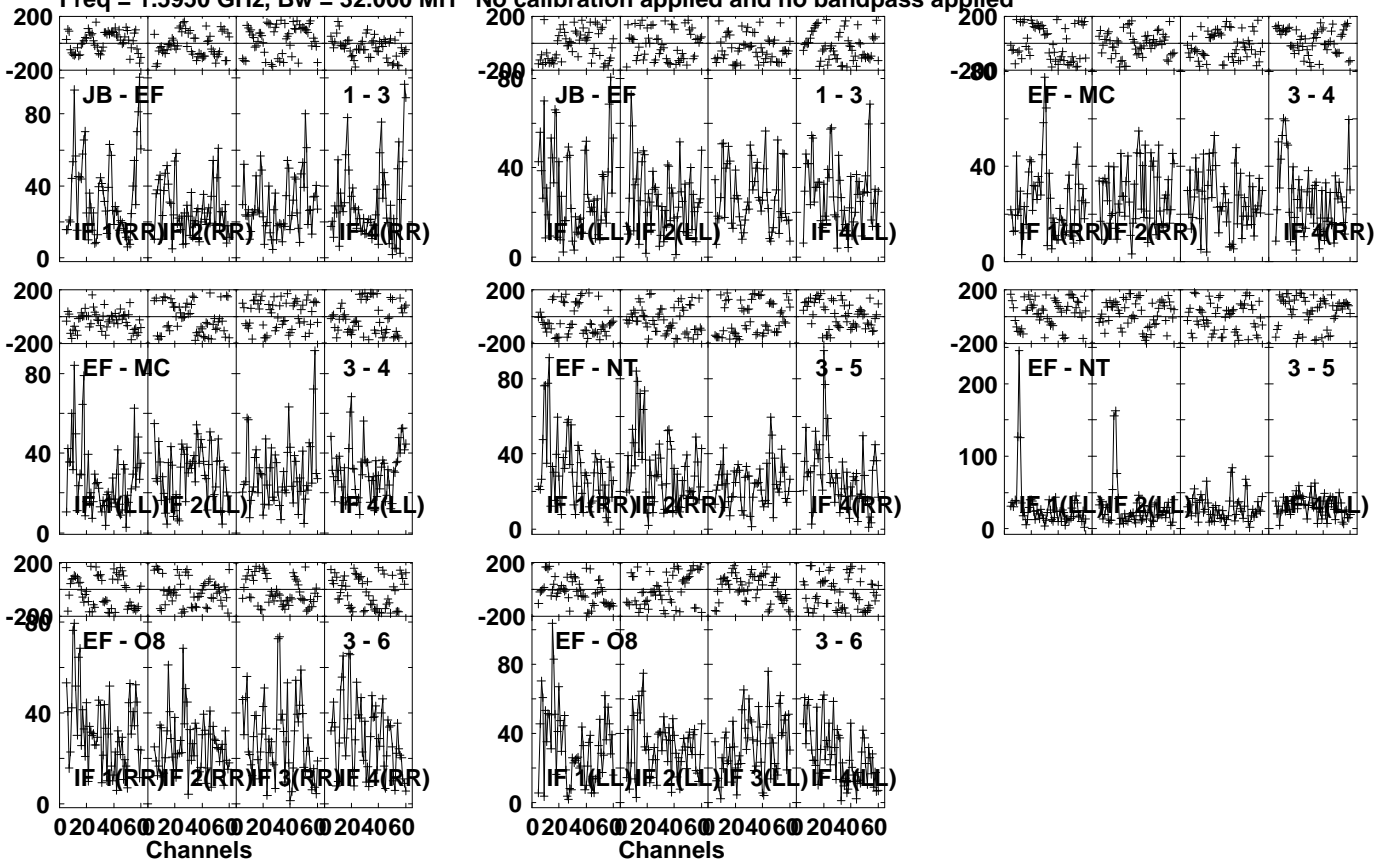


Lower frame: Micro Ampl Jy Top frame: Phas deg
Vector averaged cross-power spectrum Several baselines displayed
Timerange: 00/18:15:51 to 00/18:30:19

Plot file version 52 created 19-JAN-2023 14:15:03

UGC1837 EV024F 2.UVDATA.1

Freq = 1.5950 GHz, Bw = 32.000 MH No calibration applied and no bandpass applied



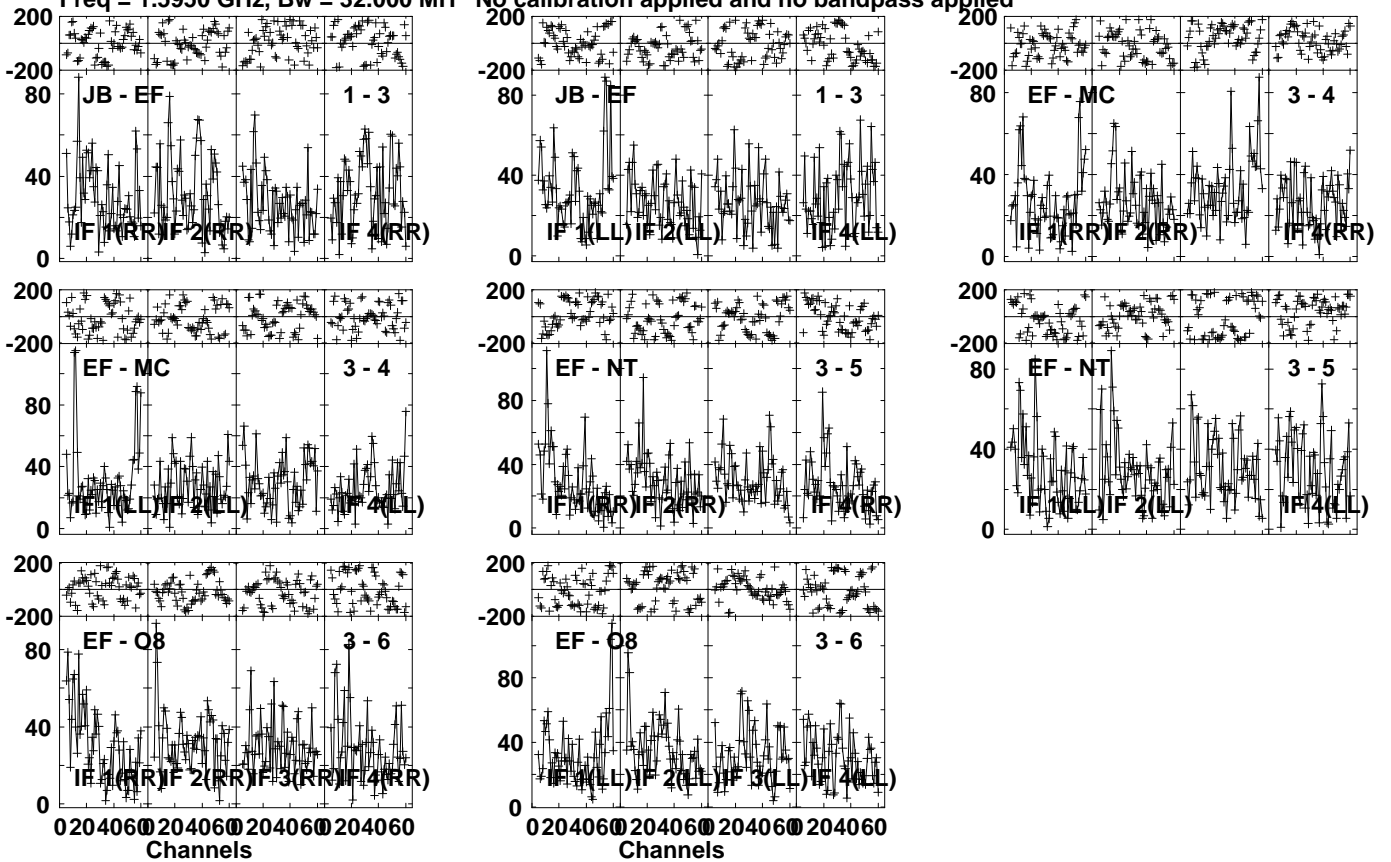
Lower frame: Micro Ampl Jy Top frame: Phas deg
Vector averaged cross-power spectrum Several baselines displayed
Timerange: 00/18:30:51 to 00/18:45:19

Plot file version 53 created 19-JAN-2023 14:15:03

UGC1837 EV024F 2.UVDATA.1

Freq = 1.5950 GHz, Bw = 32.000 MH

No calibration applied and no bandpass applied

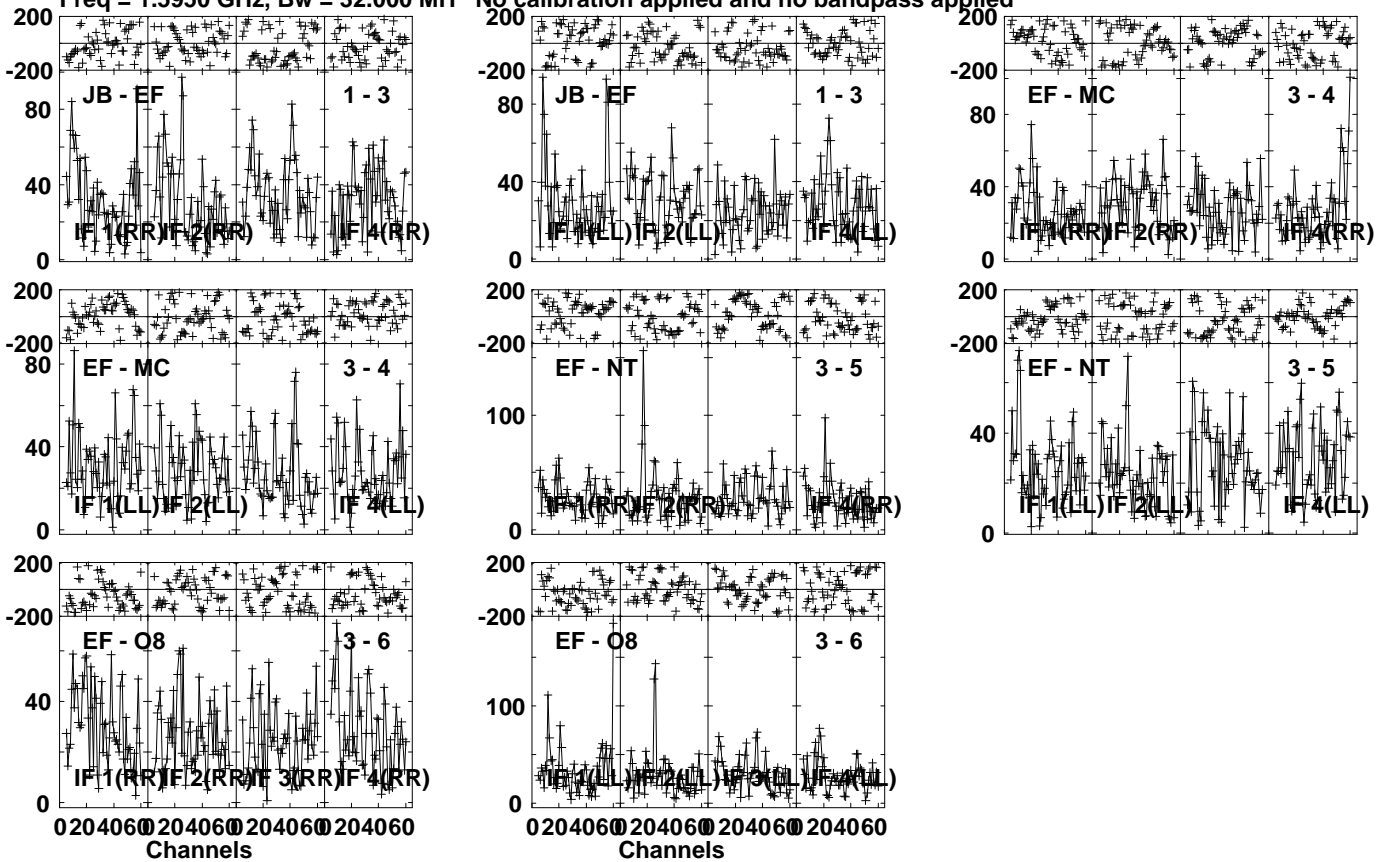


Lower frame: Micro Ampl Jy Top frame: Phas deg
Vector averaged cross-power spectrum Several baselines displayed
Timerange: 00:18:45:51 to 00:19:00:19

Plot file version 54 created 19-JAN-2023 14:15:03

UGC1837 EV024F 2.UVDATA.1

Freq = 1.5950 GHz, Bw = 32.000 MH No calibration applied and no bandpass applied

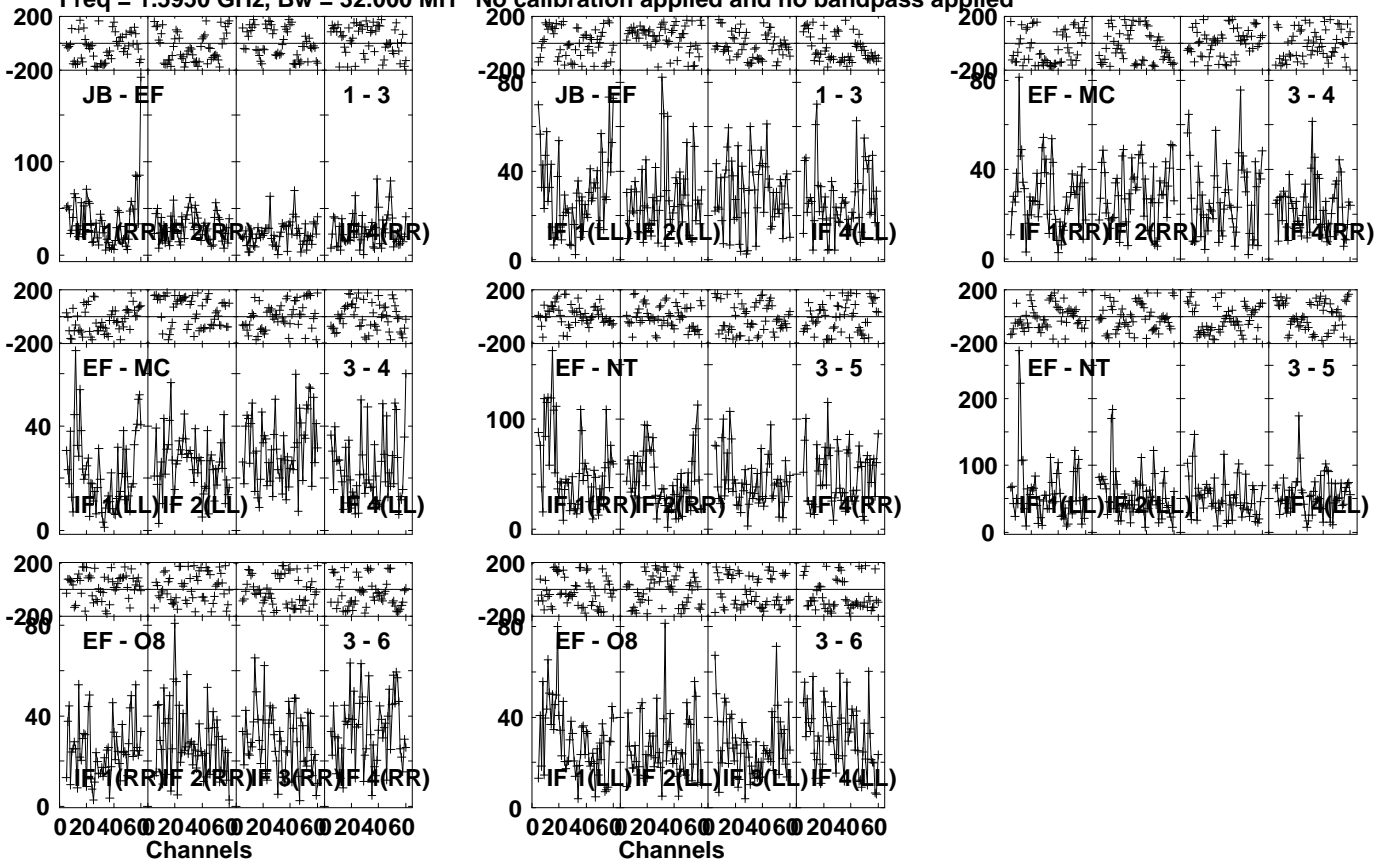


Lower frame: Micro Ampl Jy Top frame: Phas deg
Vector averaged cross-power spectrum Several baselines displayed
Timerange: 00/19:00:51 to 00/19:15:19

Plot file version 55 created 19-JAN-2023 14:15:04

UGC1837 EV024F 2.UVDATA.1

Freq = 1.5950 GHz, Bw = 32.000 MH No calibration applied and no bandpass applied

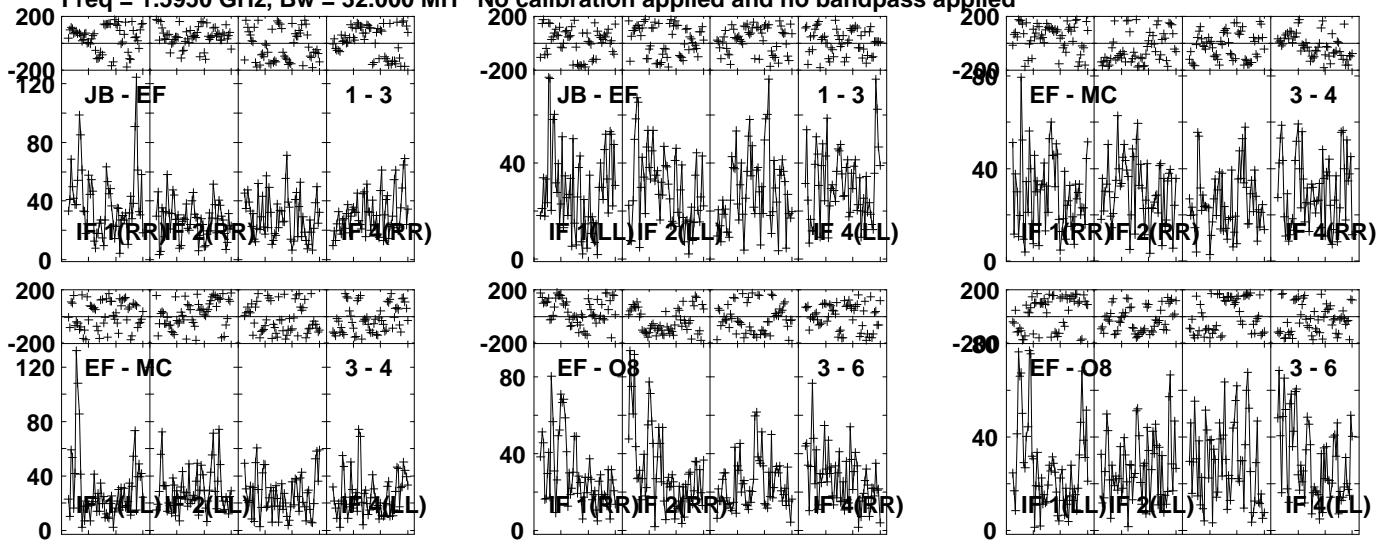


Lower frame: Micro Ampl Jy Top frame: Phas deg
Vector averaged cross-power spectrum Several baselines displayed
Timerange: 00/19:15:51 to 00/19:30:19

Plot file version 56 created 19-JAN-2023 14:15:04

UGC1837 EV024F 2.UVDATA.1

Freq = 1.5950 GHz, Bw = 32.000 MH No calibration applied and no bandpass applied

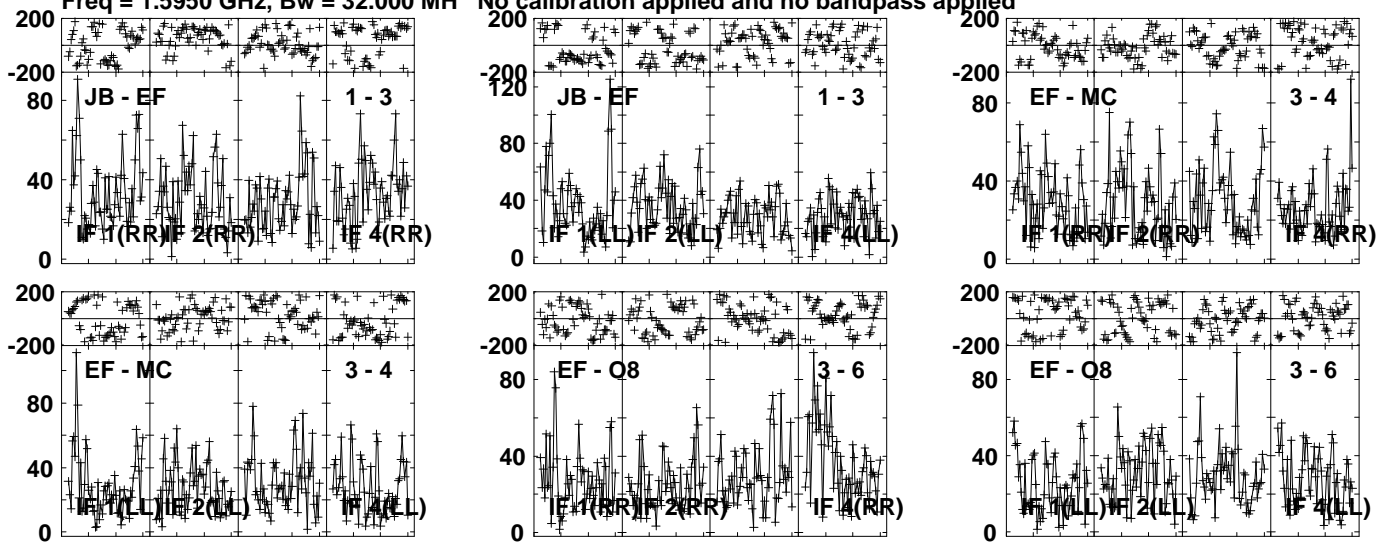


Lower frame: Micro Ampl Jy Top frame: Phas deg
Vector averaged cross-power spectrum Several baselines displayed
Timerange: 00/19:30:51 to 00/19:45:19

Plot file version 57 created 19-JAN-2023 14:15:04

UGC1837 EV024F 2.UVDATA.1

Freq = 1.5950 GHz, Bw = 32.000 MH No calibration applied and no bandpass applied



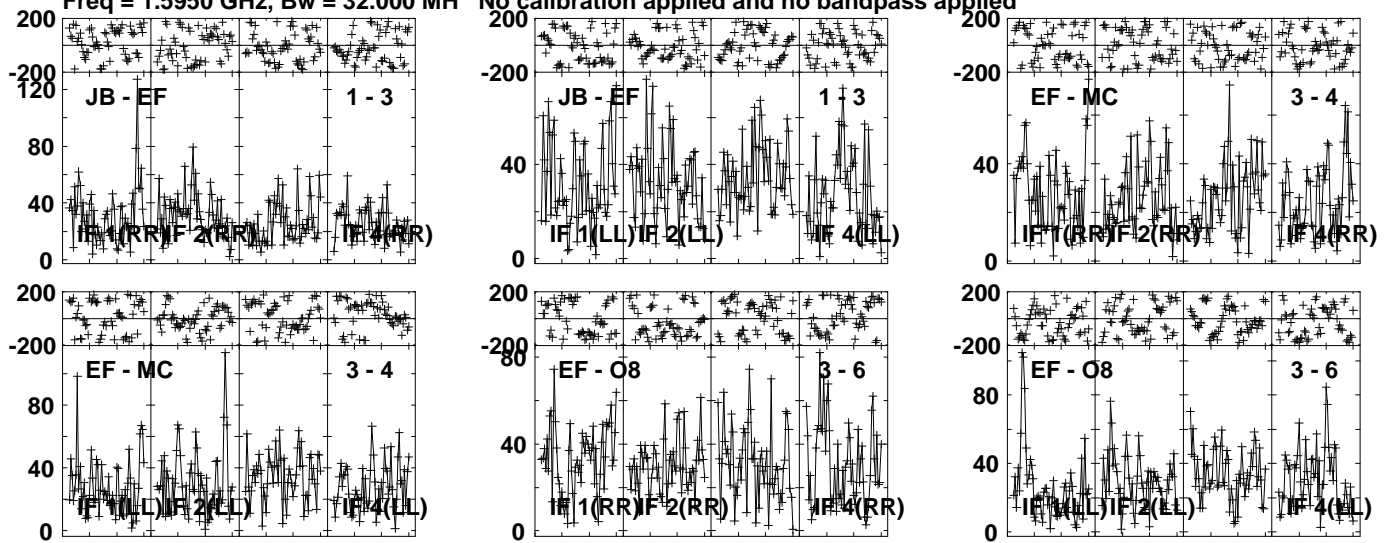
Lower frame: Micro Ampl Jy Top frame: Phas deg
Vector averaged cross-power spectrum Several baselines displayed
Timerange: 00/19:45:51 to 00/20:00:19

Plot file version 58 created 19-JAN-2023 14:15:06

UGC1837 EV024F 2.UVDATA.1

Freq = 1.5950 GHz, Bw = 32.000 MH

No calibration applied and no bandpass applied



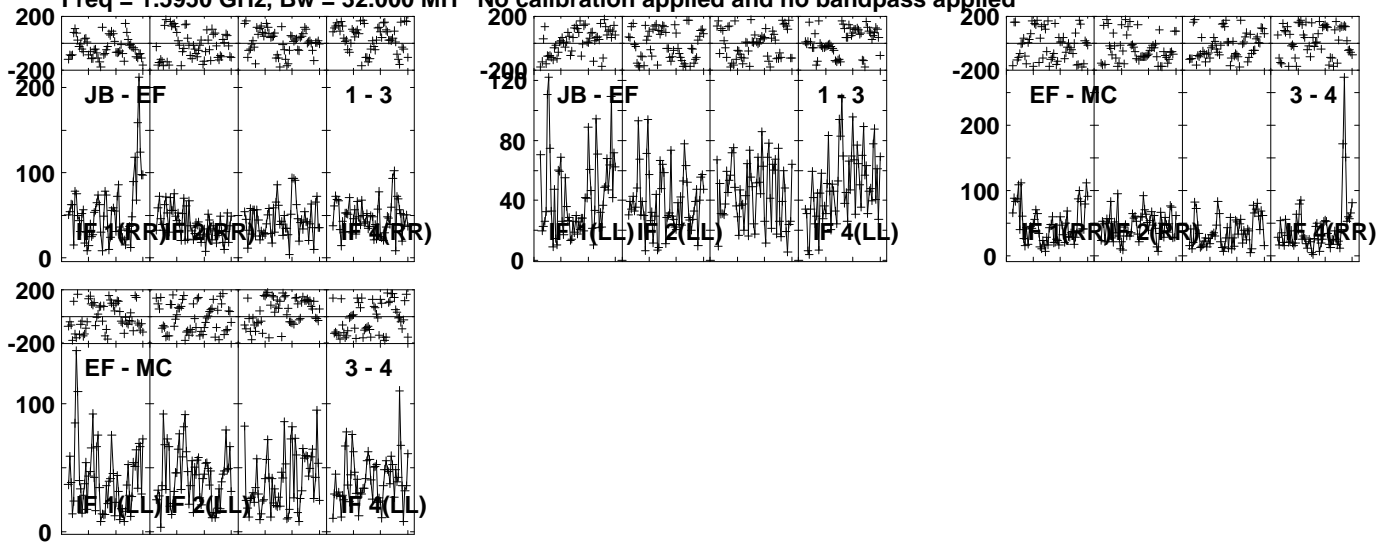
Lower frame: Micro Ampl Jy Top frame: Phas deg
Vector averaged cross-power spectrum Several baselines displayed
Timerange: 00/20:00:51 to 00/20:15:19

Plot file version 59 created 19-JAN-2023 14:15:06

UGC1837 EV024F 2.UVDATA.1

Freq = 1.5950 GHz, Bw = 32.000 MH

No calibration applied and no bandpass applied

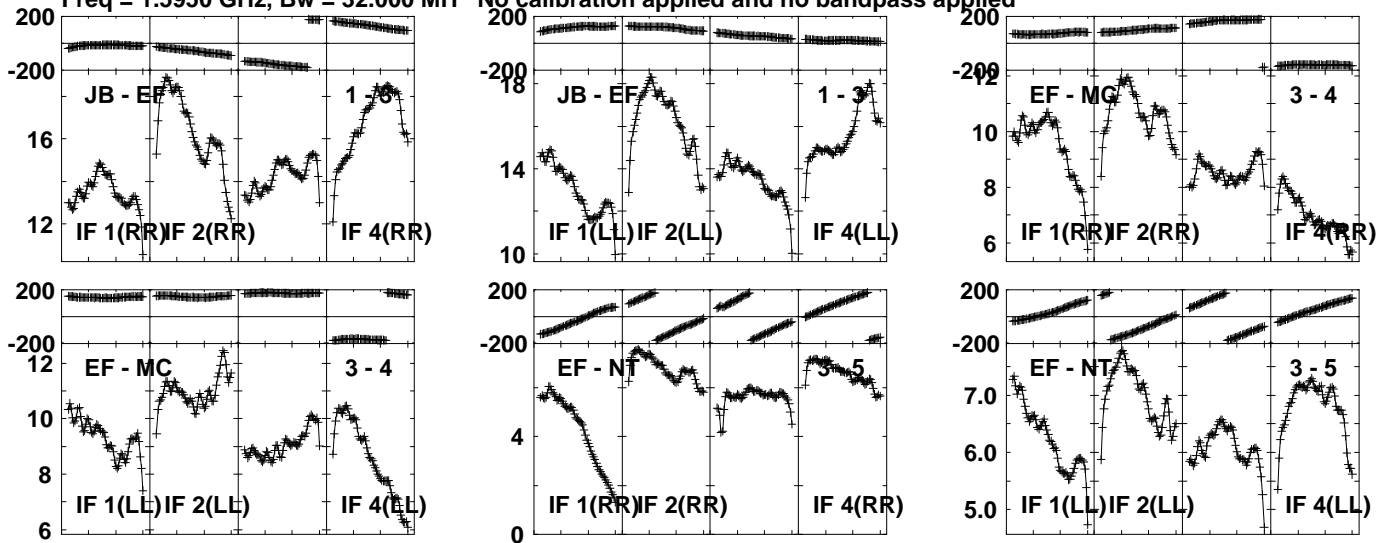


Lower frame: Micro Ampl Jy Top frame: Phas deg
Vector averaged cross-power spectrum Several baselines displayed
Timerange: 00/20:15:51 to 00/20:22:19

Plot file version 60 created 19-JAN-2023 14:15:06

0133+476 EV024F 2.UVDATA.1

Freq = 1.5950 GHz, Bw = 32.000 MH No calibration applied and no bandpass applied

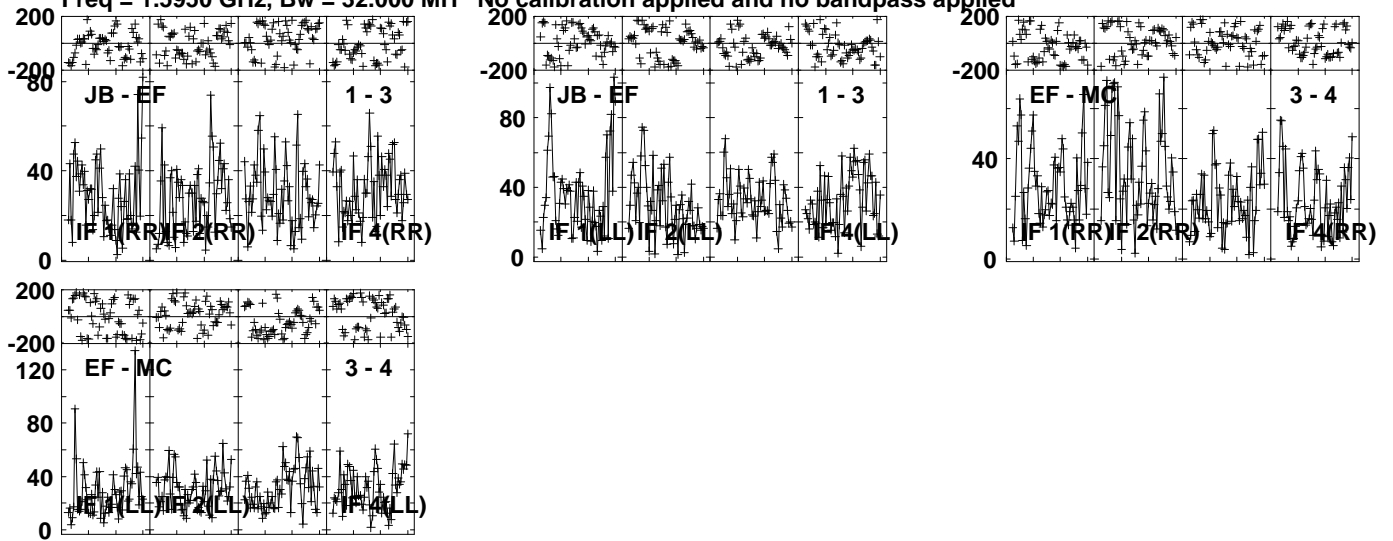


Lower frame: Milli Ampl Jy Top frame: Phas deg
 Vector averaged cross-power spectrum Several baselines displayed
 Timerange: 00/20:27:21 to 00/20:32:19

Plot file version 61 created 19-JAN-2023 14:15:06

UGC1837 EV024F 2.UVDATA.1

Freq = 1.5950 GHz, Bw = 32.000 MH No calibration applied and no bandpass applied



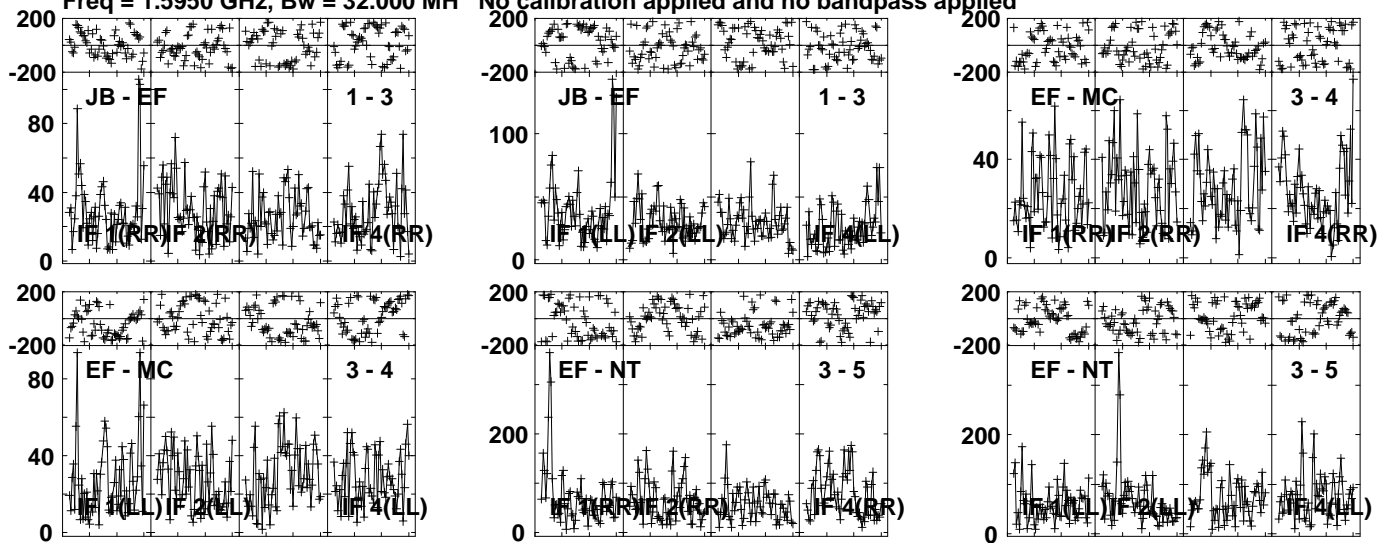
Lower frame: Micro Ampl Jy Top frame: Phas deg
Vector averaged cross-power spectrum Several baselines displayed
Timerange: 00/20:34:21 to 00/20:48:19

Plot file version 62 created 19-JAN-2023 14:15:06

UGC1837 EV024F 2.UVDATA.1

Freq = 1.5950 GHz, Bw = 32.000 MH

No calibration applied and no bandpass applied

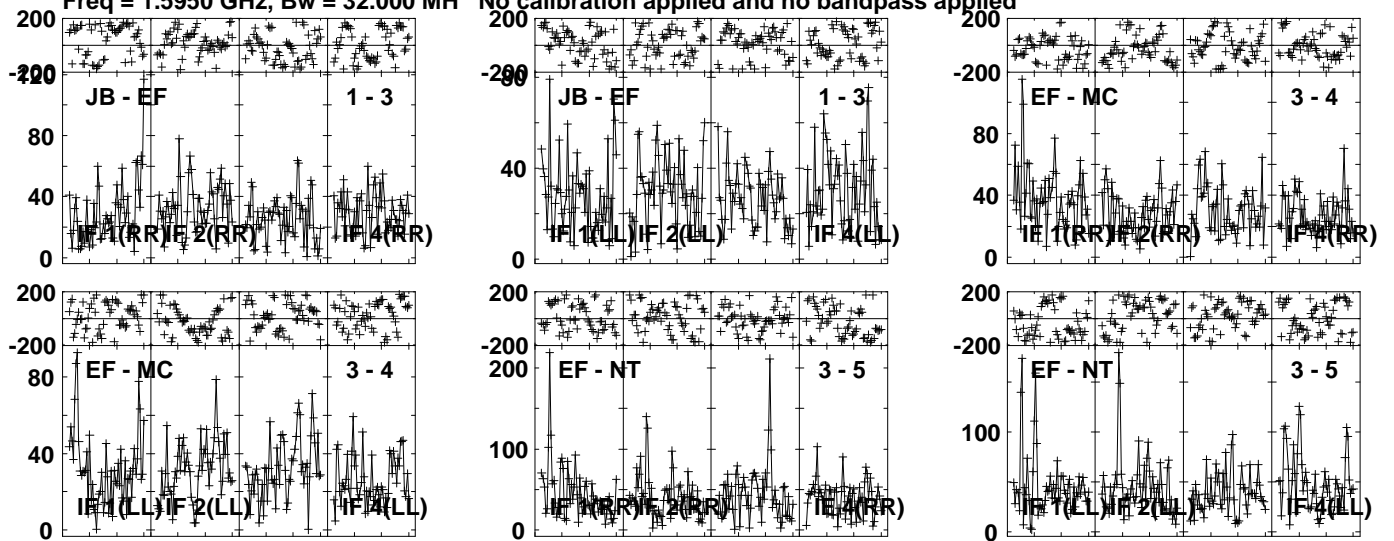


Lower frame: Micro Ampl Jy Top frame: Phas deg
Vector averaged cross-power spectrum Several baselines displayed
Timerange: 00/20:48:51 to 00/21:03:19

Plot file version 63 created 19-JAN-2023 14:15:07

UGC1837 EV024F 2.UVDATA.1

Freq = 1.5950 GHz, Bw = 32.000 MH No calibration applied and no bandpass applied

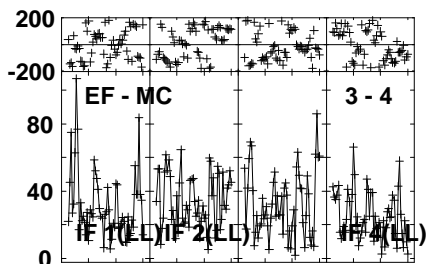
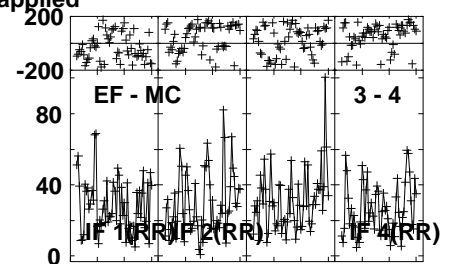
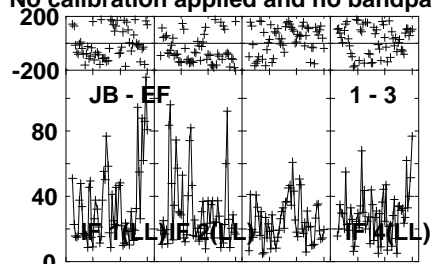
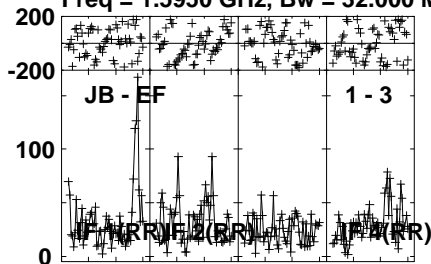


Lower frame: Micro Ampl Jy Top frame: Phas deg
Vector averaged cross-power spectrum Several baselines displayed
Timerange: 00/21:03:51 to 00/21:18:19

Plot file version 64 created 19-JAN-2023 14:15:07

UGC1837 EV024F 2.UVDATA.1

Freq = 1.5950 GHz, Bw = 32.000 MH No calibration applied and no bandpass applied



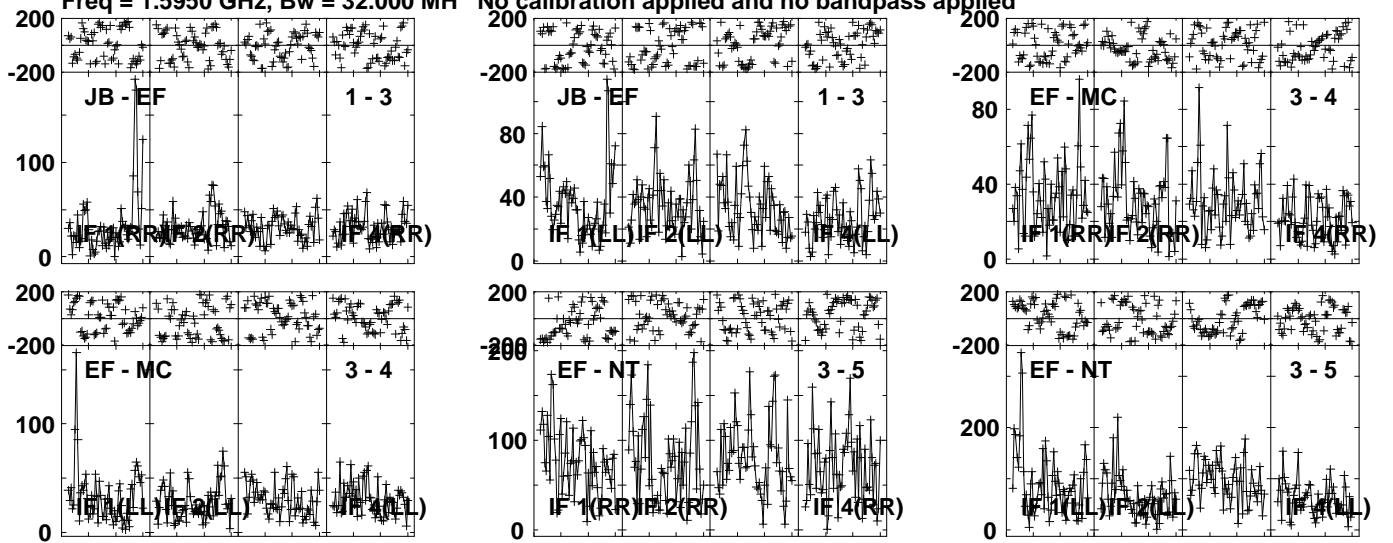
Lower frame: Micro Ampl Jy Top frame: Phas deg
Vector averaged cross-power spectrum Several baselines displayed
Timerange: 00/21:18:51 to 00/21:33:19

Plot file version 65 created 19-JAN-2023 14:15:07

UGC1837 EV024F 2.UVDATA.1

Freq = 1.5950 GHz, Bw = 32.000 MH

No calibration applied and no bandpass applied

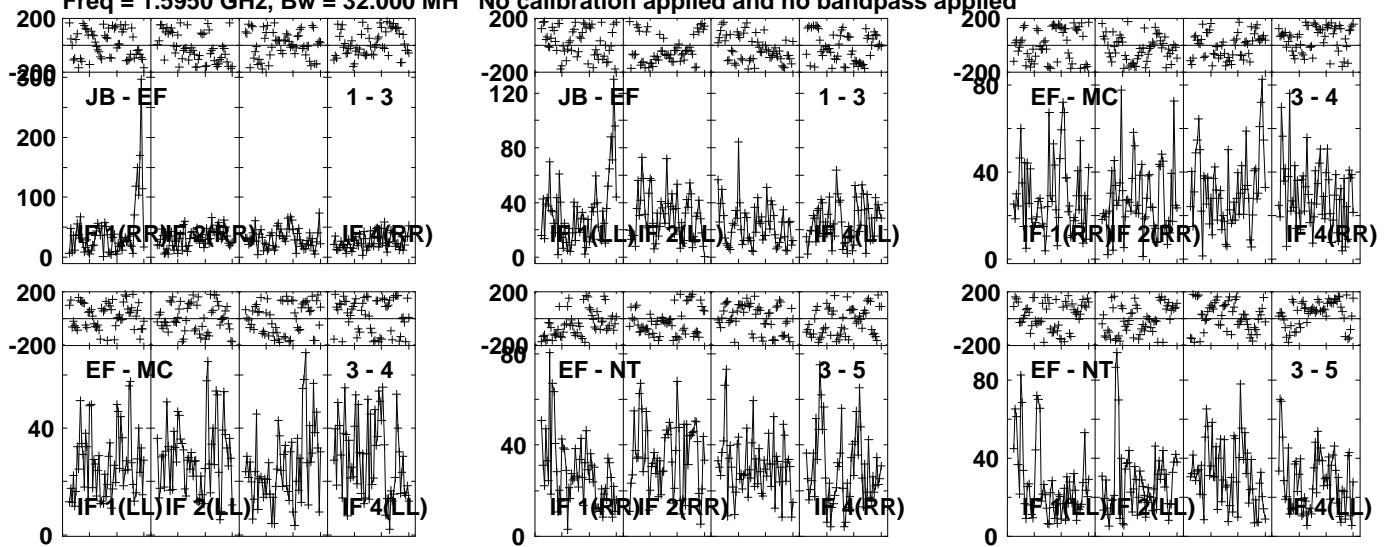


Lower frame: Micro Ampl Jy Top frame: Phas deg
Vector averaged cross-power spectrum Several baselines displayed
Timerange: 00/21:33:51 to 00/21:48:19

Plot file version 66 created 19-JAN-2023 14:15:08

UGC1837 EV024F 2.UVDATA.1

Freq = 1.5950 GHz, Bw = 32.000 MH No calibration applied and no bandpass applied

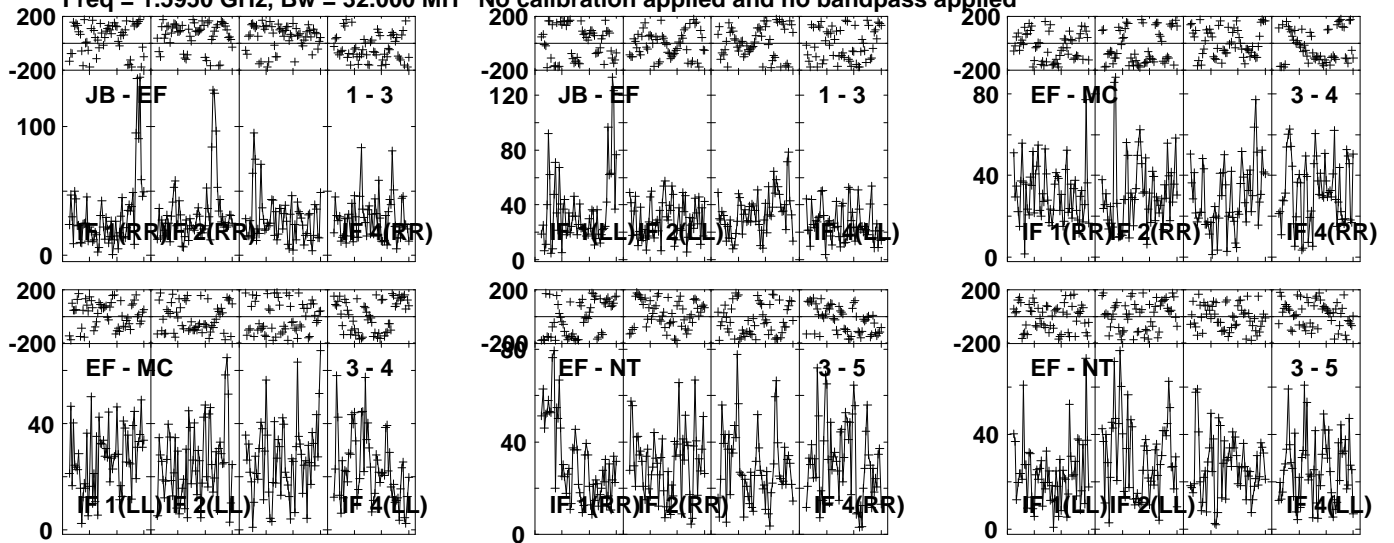


Lower frame: Micro Ampl Jy Top frame: Phas deg
Vector averaged cross-power spectrum Several baselines displayed
Timerange: 00/21:48:51 to 00/22:03:19

Plot file version 67 created 19-JAN-2023 14:15:08

UGC1837 EV024F 2.UVDATA.1

Freq = 1.5950 GHz, Bw = 32.000 MH No calibration applied and no bandpass applied

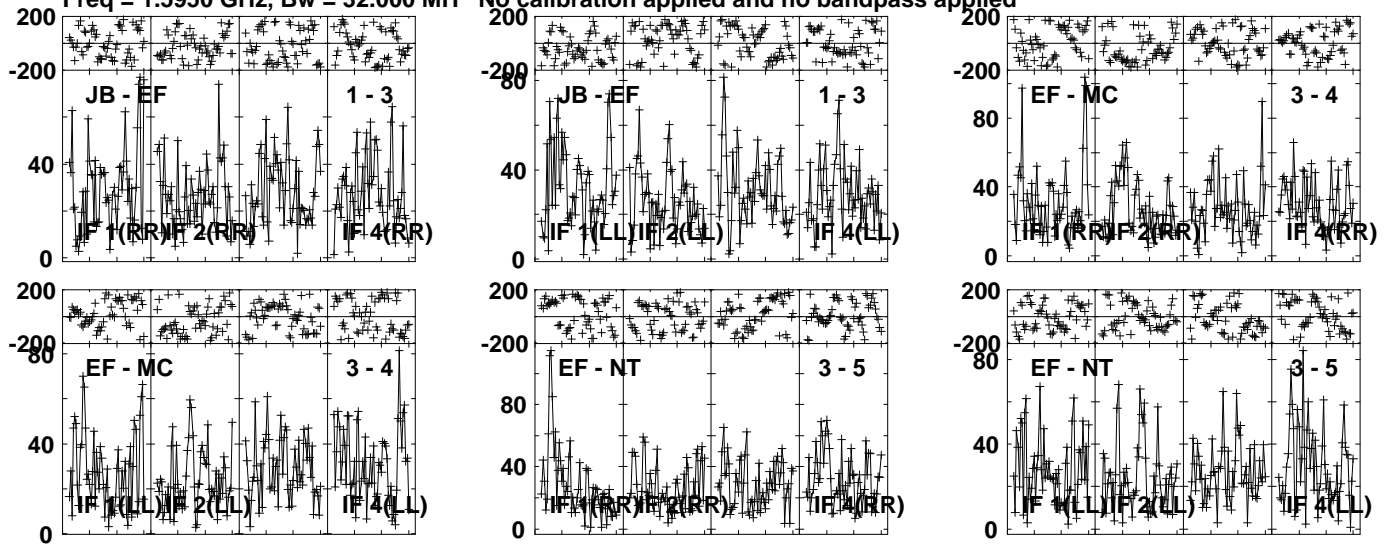


Lower frame: Micro Ampl Jy Top frame: Phas deg
Vector averaged cross-power spectrum Several baselines displayed
Timerange: 00/22:03:51 to 00/22:18:19

Plot file version 68 created 19-JAN-2023 14:15:08

UGC1837 EV024F 2.UVDATA.1

Freq = 1.5950 GHz, Bw = 32.000 MH No calibration applied and no bandpass applied



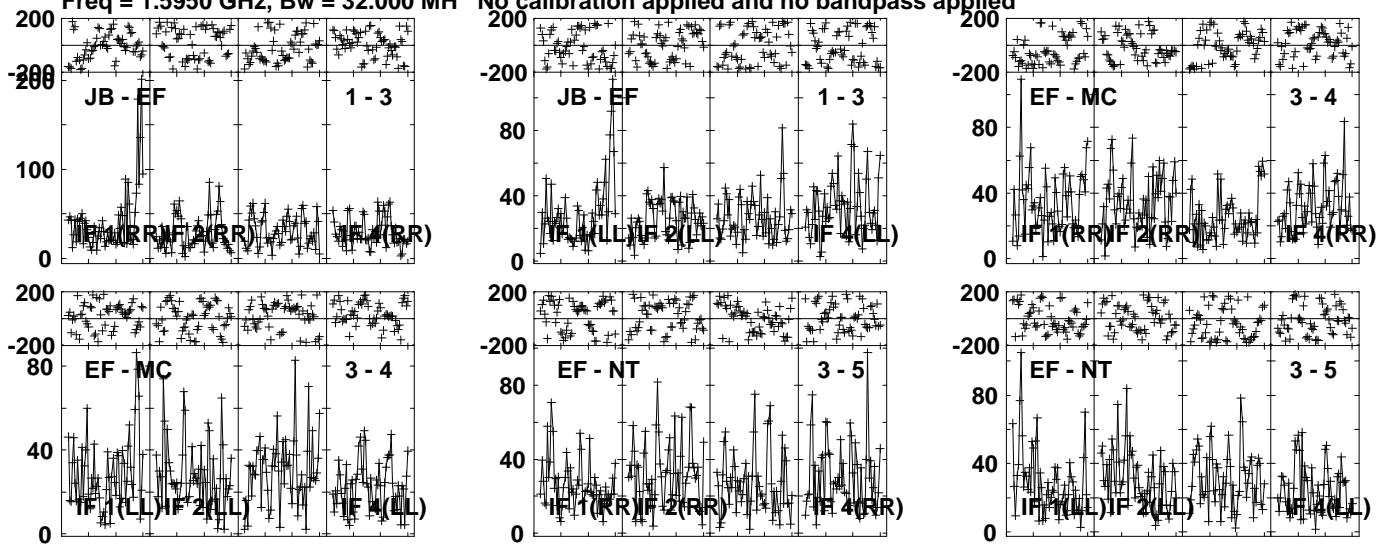
Lower frame: Micro Ampl Jy Top frame: Phas deg
Vector averaged cross-power spectrum Several baselines displayed
Timerange: 00/22:18:51 to 00/22:33:19

Plot file version 69 created 19-JAN-2023 14:15:09

UGC1837 EV024F 2.UVDATA.1

Freq = 1.5950 GHz, Bw = 32.000 MH

No calibration applied and no bandpass applied

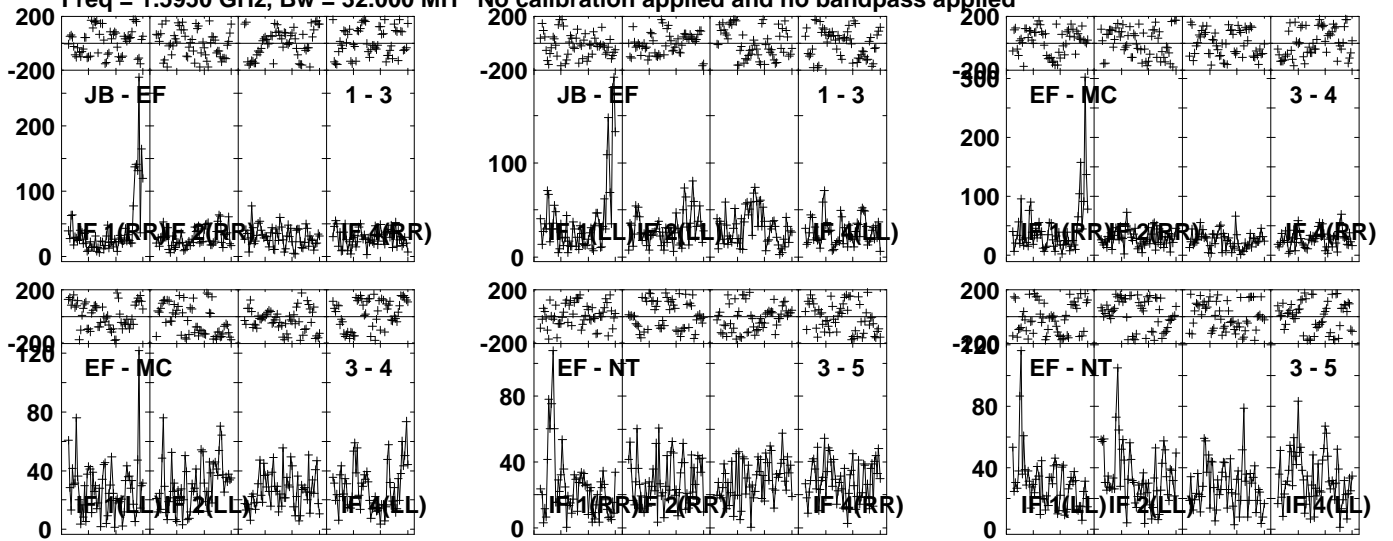


Lower frame: Micro Ampl Jy Top frame: Phas deg
Vector averaged cross-power spectrum Several baselines displayed
Timerange: 00/22:33:51 to 00/22:48:19

Plot file version 70 created 19-JAN-2023 14:15:09

UGC1837 EV024F 2.UVDATA.1

Freq = 1.5950 GHz, Bw = 32.000 MH No calibration applied and no bandpass applied

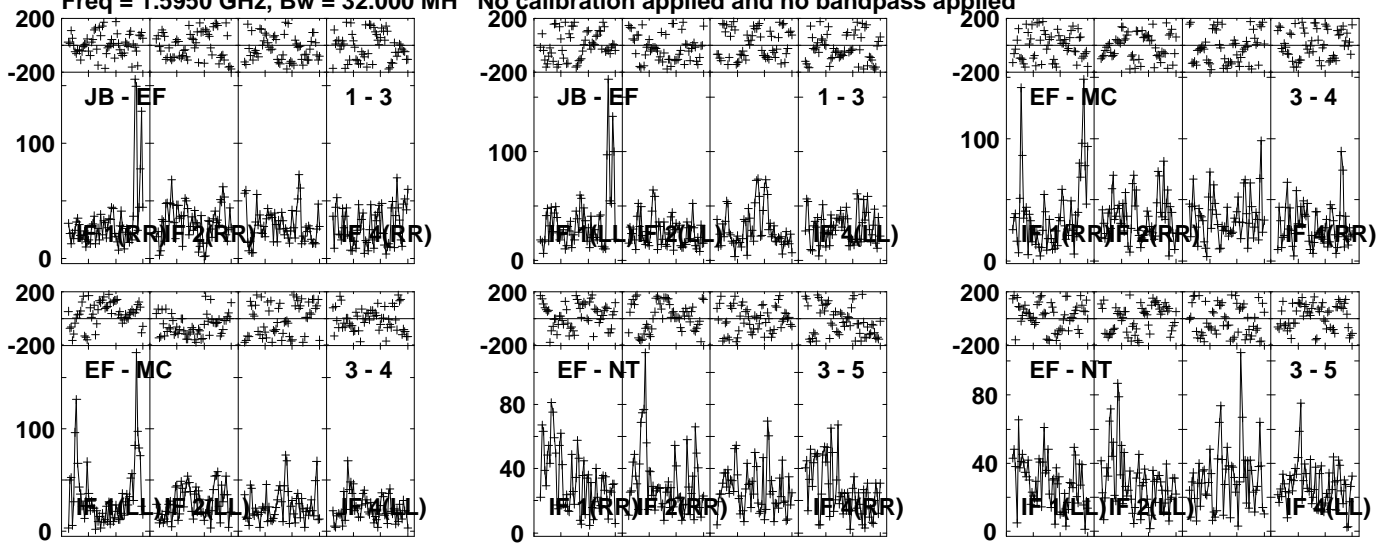


Lower frame: Micro Ampl Jy Top frame: Phas deg
Vector averaged cross-power spectrum Several baselines displayed
Timerange: 00/22:48:51 to 00/23:03:19

Plot file version 71 created 19-JAN-2023 14:15:09

UGC1837 EV024F 2.UVDATA.1

Freq = 1.5950 GHz, Bw = 32.000 MH No calibration applied and no bandpass applied

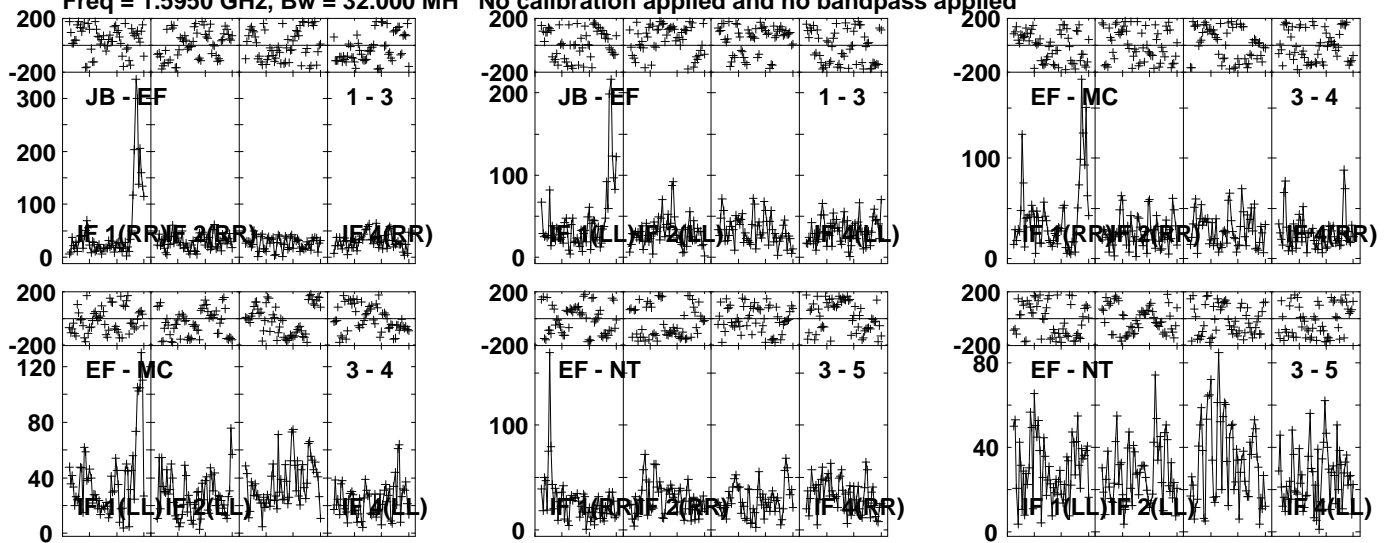


Lower frame: Micro Ampl Jy Top frame: Phas deg
Vector averaged cross-power spectrum Several baselines displayed
Timerange: 00/23:03:51 to 00/23:18:19

Plot file version 72 created 19-JAN-2023 14:15:10

UGC1837 EV024F 2.UVDATA.1

Freq = 1.5950 GHz, Bw = 32.000 MH No calibration applied and no bandpass applied

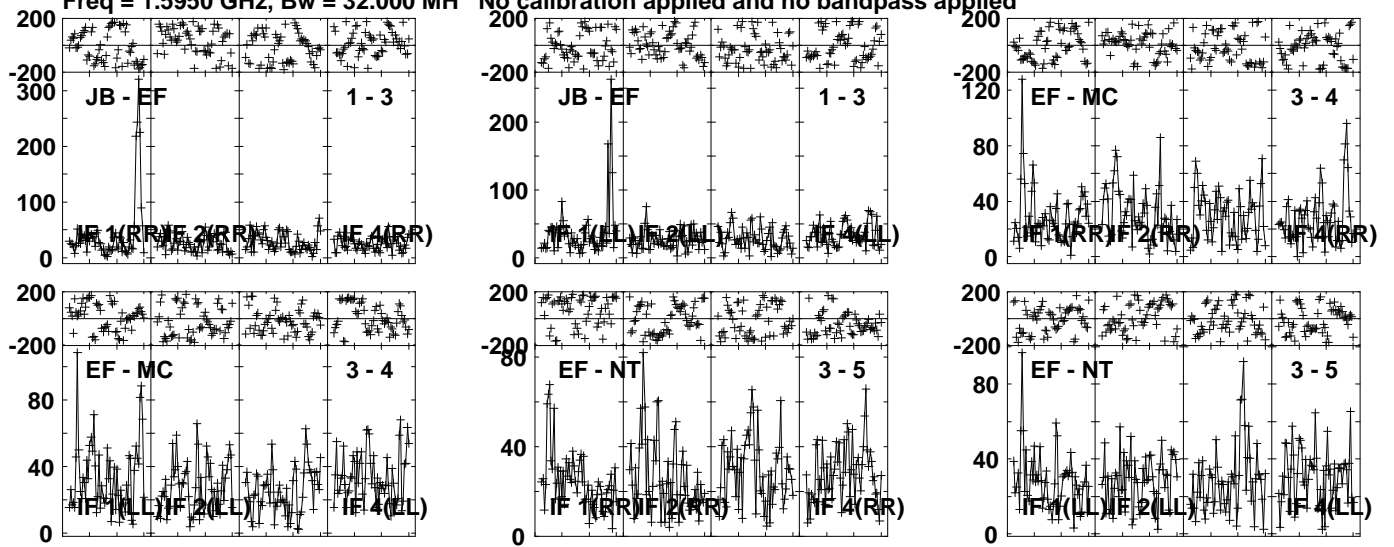


Lower frame: Micro Ampl Jy Top frame: Phas deg
Vector averaged cross-power spectrum Several baselines displayed
Timerange: 00/23:18:51 to 00/23:33:19

Plot file version 73 created 19-JAN-2023 14:15:10

UGC1837 EV024F 2.UVDATA.1

Freq = 1.5950 GHz, Bw = 32.000 MH No calibration applied and no bandpass applied

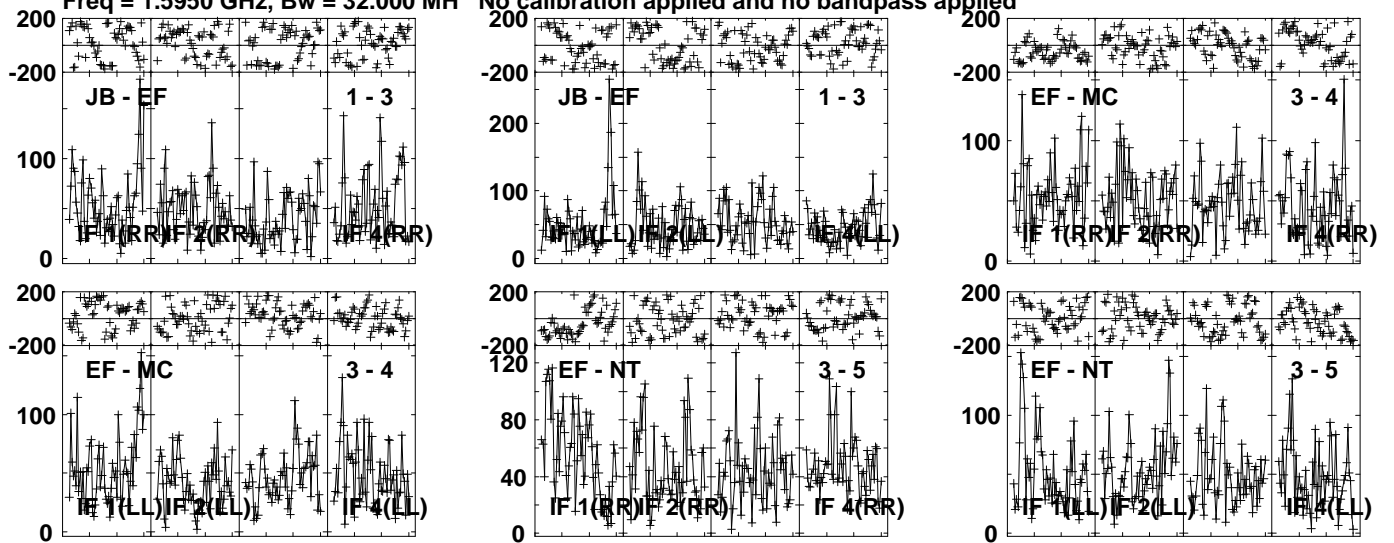


Lower frame: Micro Ampl Jy Top frame: Phas deg
Vector averaged cross-power spectrum Several baselines displayed
Timerange: 00/23:33:51 to 00/23:48:19

Plot file version 74 created 19-JAN-2023 14:15:10

UGC1837 EV024F 2.UVDATA.1

Freq = 1.5950 GHz, Bw = 32.000 MH No calibration applied and no bandpass applied

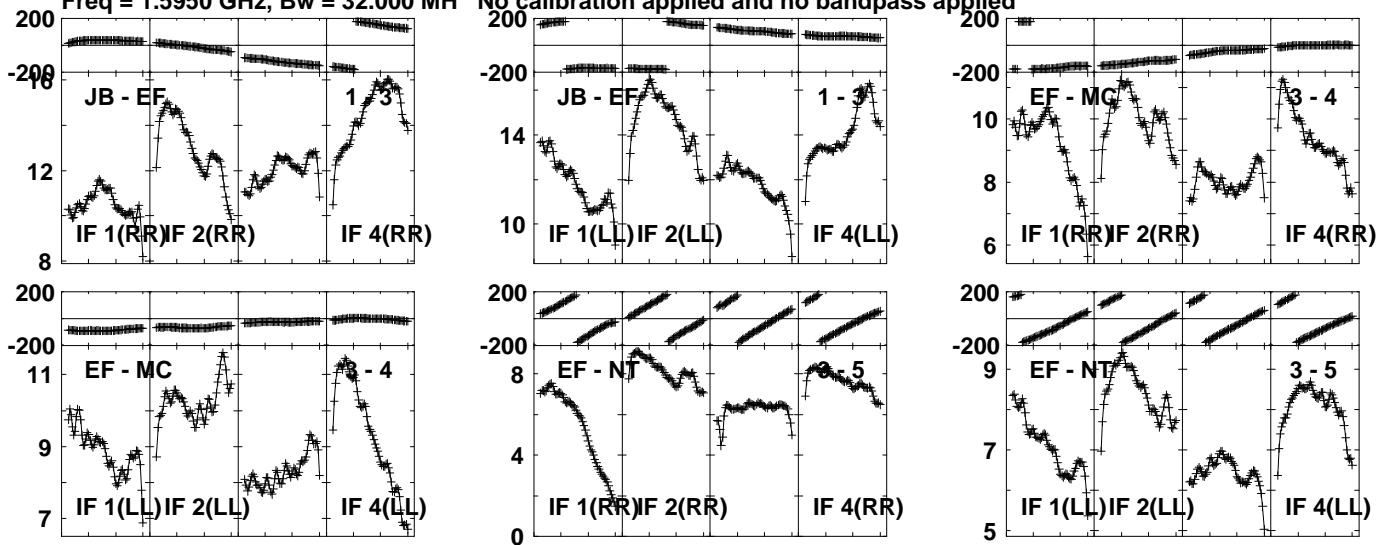


Lower frame: Micro Ampl Jy Top frame: Phas deg
Vector averaged cross-power spectrum Several baselines displayed
Timerange: 00/23:48:51 to 00/23:53:59

Plot file version 75 created 19-JAN-2023 14:15:10

0133+476 EV024F 2.UVDATA.1

Freq = 1.5950 GHz, Bw = 32.000 MH No calibration applied and no bandpass applied



Lower frame: Milli Ampl Jy Top frame: Phas deg
Vector averaged cross-power spectrum Several baselines displayed
Timerange: 00/23:55:01 to 00/23:59:57