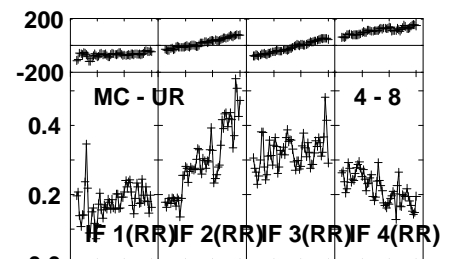
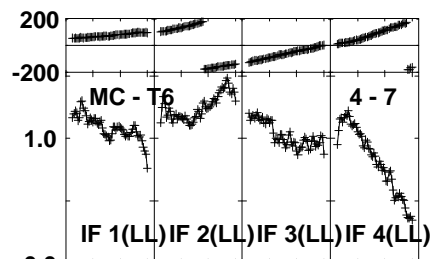
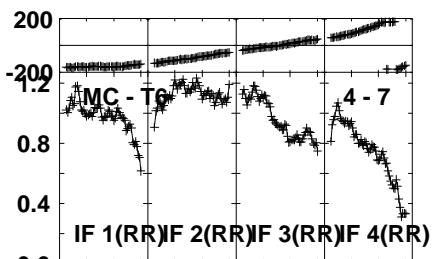
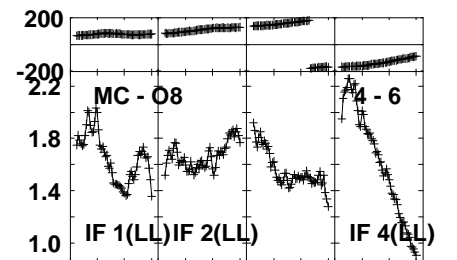
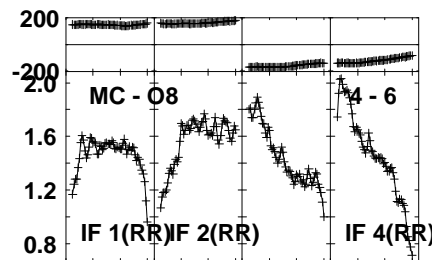
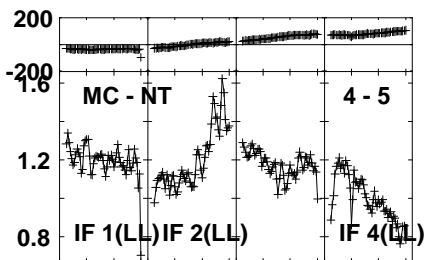
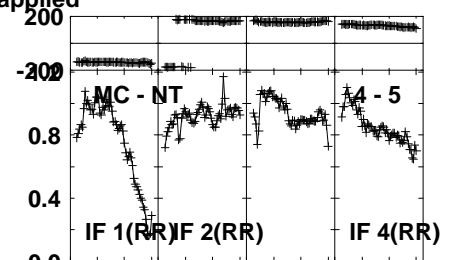
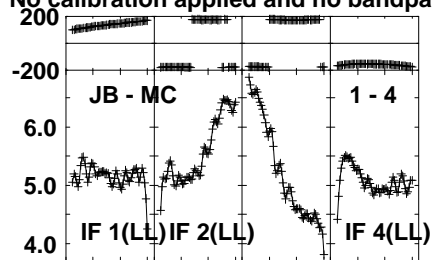
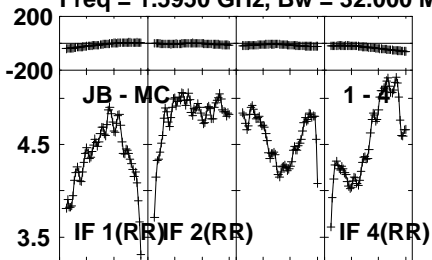


Plot file version 1 created 10-OCT-2023 01:28:01

0133+476 EV024G 4.UVDATA.1

Freq = 1.5950 GHz, Bw = 32.000 MH

No calibration applied and no bandpass applied

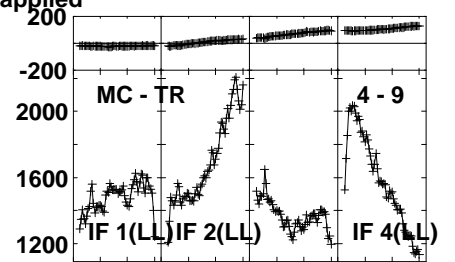
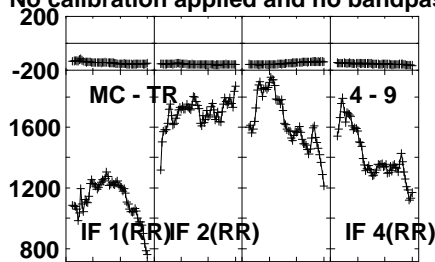
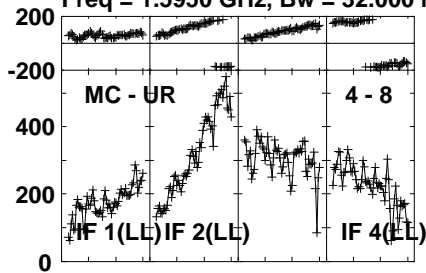


Lower frame: Milli Ampl Jy Top frame: Phas deg
Vector averaged cross-power spectrum Several baselines displayed
Timerange: 00/08:00:01 to 00/08:04:59

Plot file version 2 created 10-OCT-2023 01:28:01

0133+476 EV024G 4.UVDATA.1

Freq = 1.5950 GHz, Bw = 32.000 MH No calibration applied and no bandpass applied



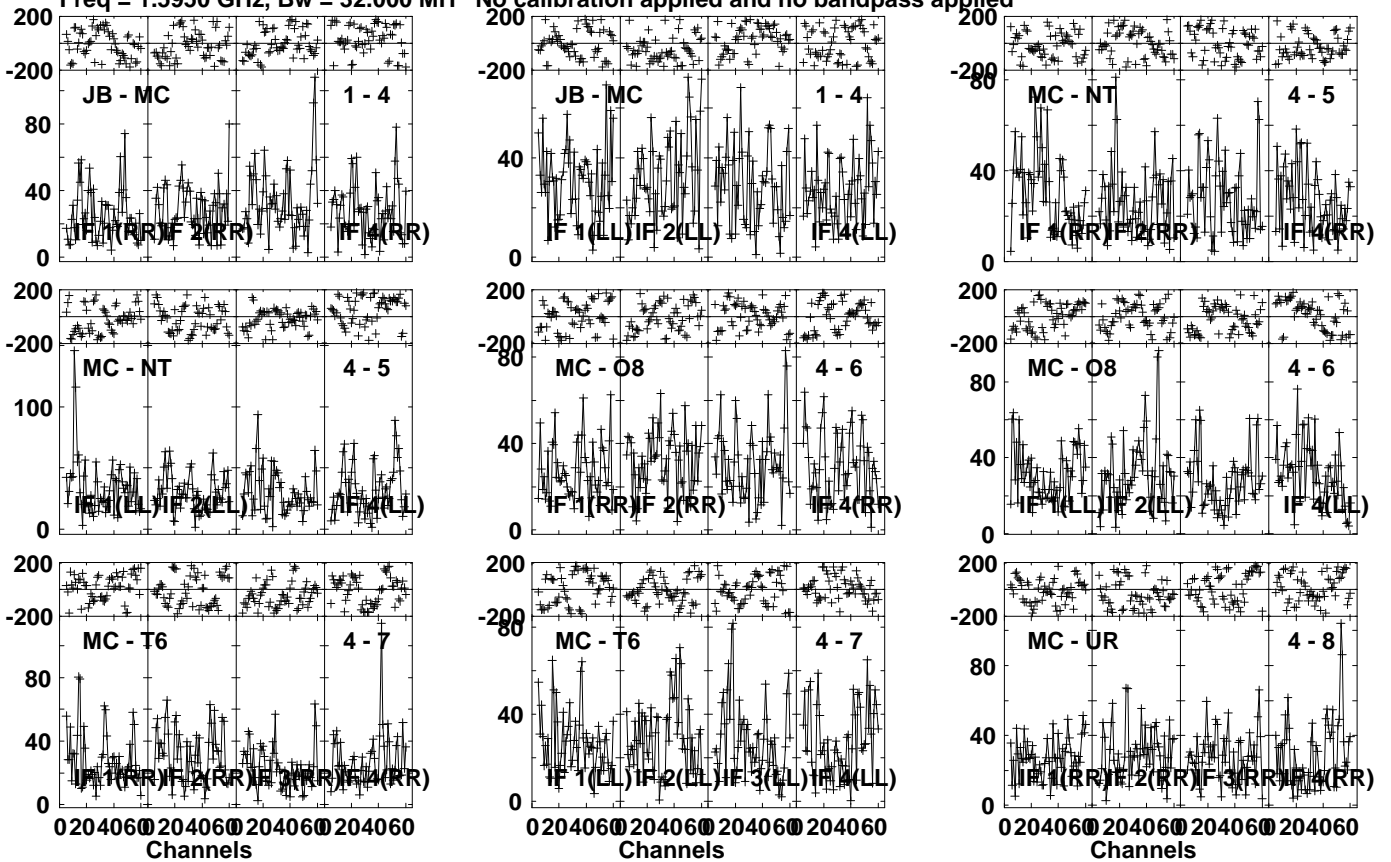
Lower frame: Micro Ampl Jy Top frame: Phas deg
Vector averaged cross-power spectrum Several baselines displayed
Timerange: 00/08:00:01 to 00/08:04:59

Plot file version 3 created 10-OCT-2023 01:28:01

UGC1837 EV024G 4.UVDATA.1

Freq = 1.5950 GHz, Bw = 32.000 MH

No calibration applied and no bandpass applied

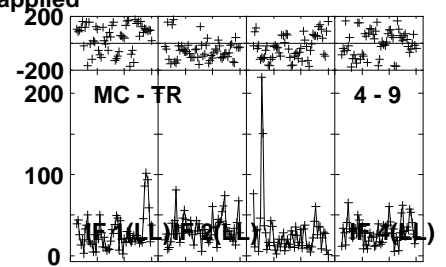
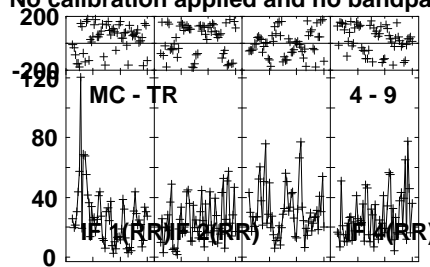
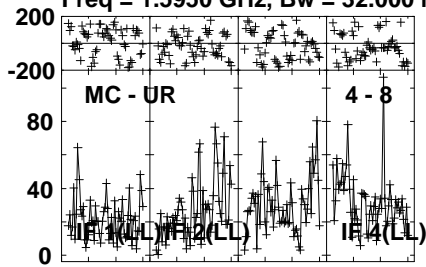


Lower frame: Micro Ampl Jy Top frame: Phas deg
Vector averaged cross-power spectrum Several baselines displayed
Timerange: 00/08:06:11 to 00/08:19:59

Plot file version 4 created 10-OCT-2023 01:28:02

UGC1837 EV024G 4.UVDATA.1

Freq = 1.5950 GHz, Bw = 32.000 MH No calibration applied and no bandpass applied



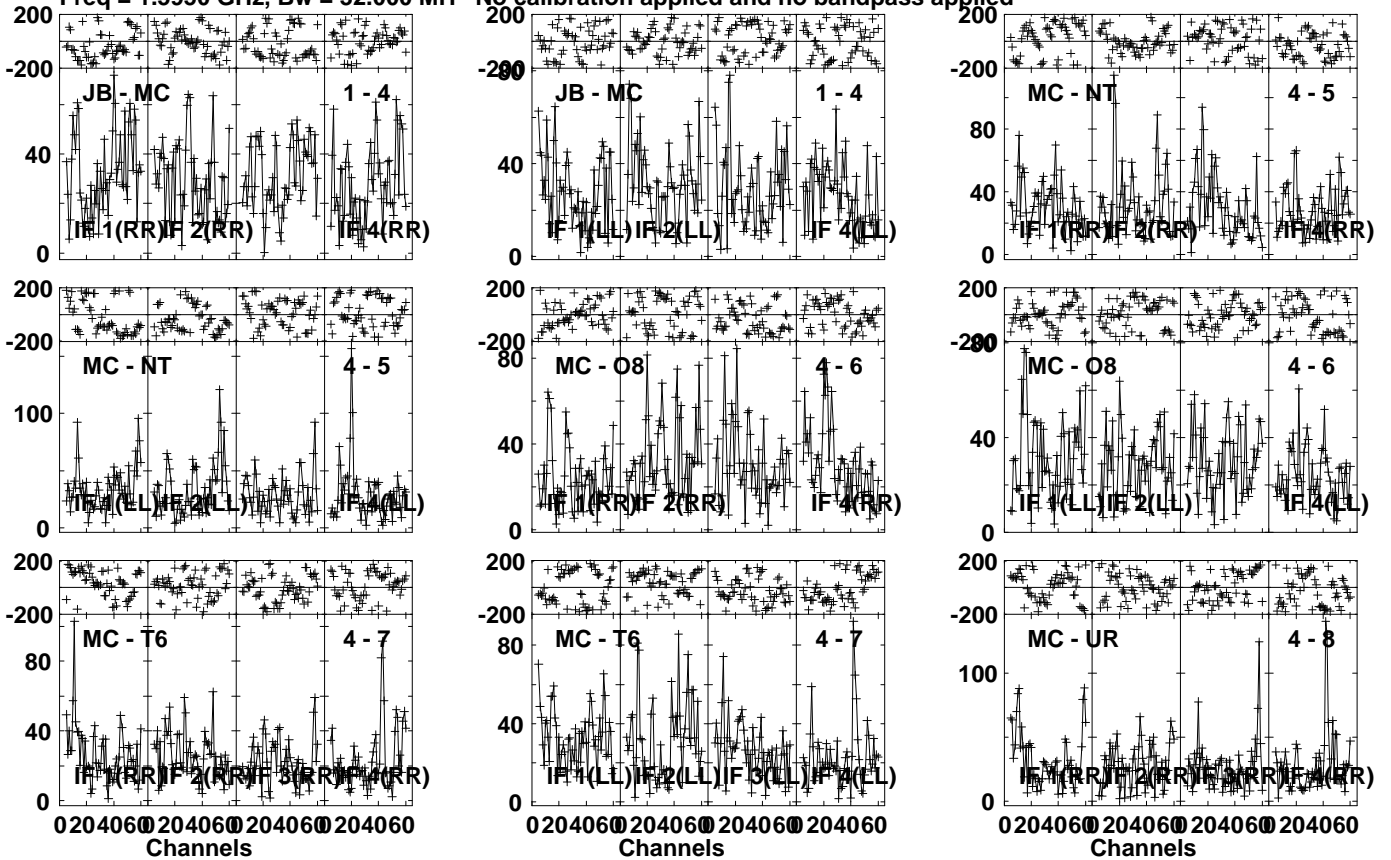
Lower frame: Micro Ampl Jy Top frame: Phas deg
Vector averaged cross-power spectrum Several baselines displayed
Timerange: 00/08:06:11 to 00/08:19:59

Plot file version 5 created 10-OCT-2023 01:28:02

UGC1837 EV024G 4.UVDATA.1

Freq = 1.5950 GHz, Bw = 32.000 MH

No calibration applied and no bandpass applied

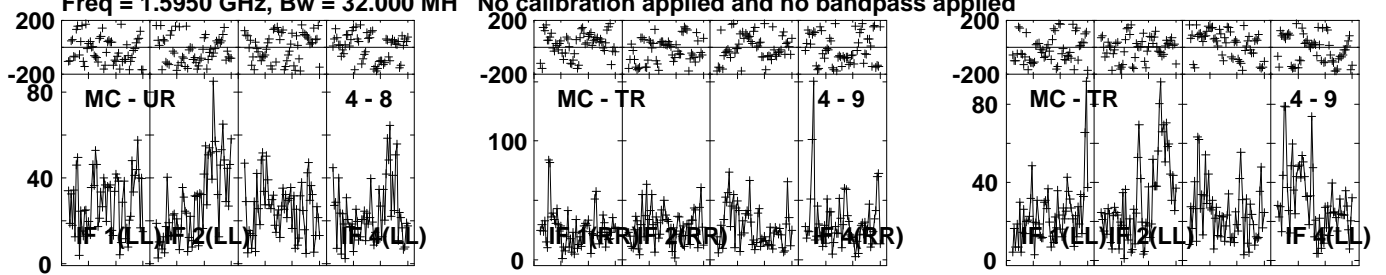


Lower frame: Micro Ampl Jy Top frame: Phas deg
Vector averaged cross-power spectrum Several baselines displayed
Timerange: 00/08:20:31 to 00/08:34:59

Plot file version 6 created 10-OCT-2023 01:28:02

UGC1837 EV024G 4.UVDATA.1

Freq = 1.5950 GHz, Bw = 32.000 MH No calibration applied and no bandpass applied



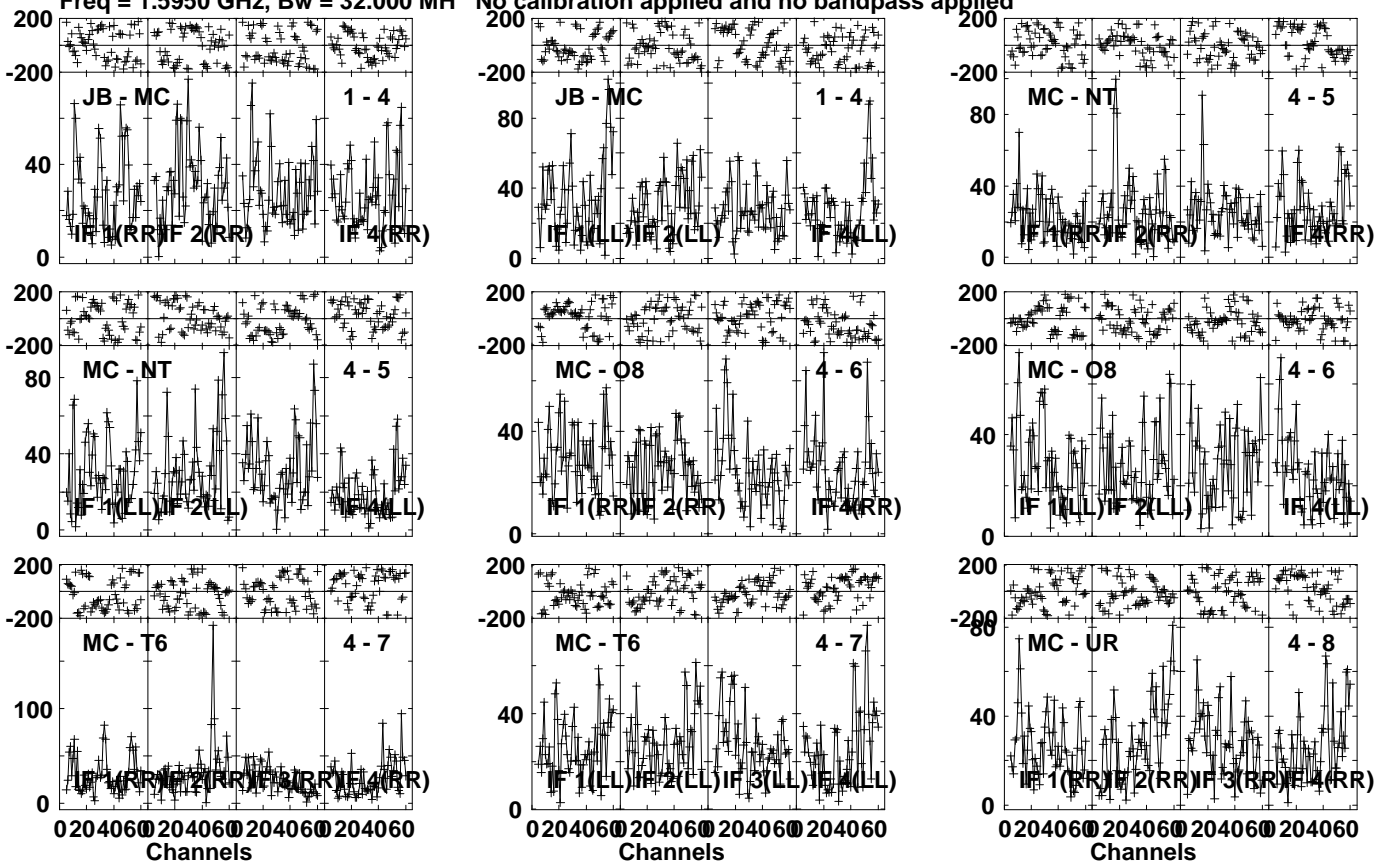
Lower frame: Micro Ampl Jy Top frame: Phas deg
Vector averaged cross-power spectrum Several baselines displayed
Timerange: 00/08:20:31 to 00/08:34:59

Plot file version 7 created 10-OCT-2023 01:28:02

UGC1837 EV024G 4.UVDATA.1

Freq = 1.5950 GHz, Bw = 32.000 MH

No calibration applied and no bandpass applied

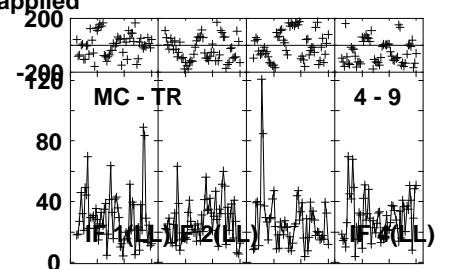
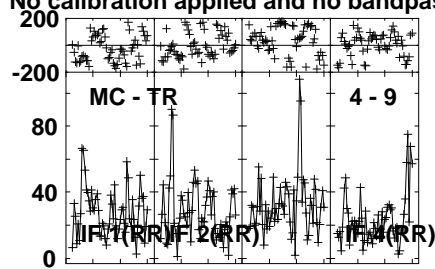
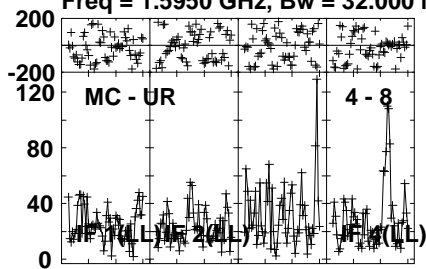


Lower frame: Micro Ampl Jy Top frame: Phas deg
Vector averaged cross-power spectrum Several baselines displayed
Timerange: 00/08:35:31 to 00/08:49:59

Plot file version 8 created 10-OCT-2023 01:28:03

UGC1837 EV024G 4.UVDATA.1

Freq = 1.5950 GHz, Bw = 32.000 MH No calibration applied and no bandpass applied

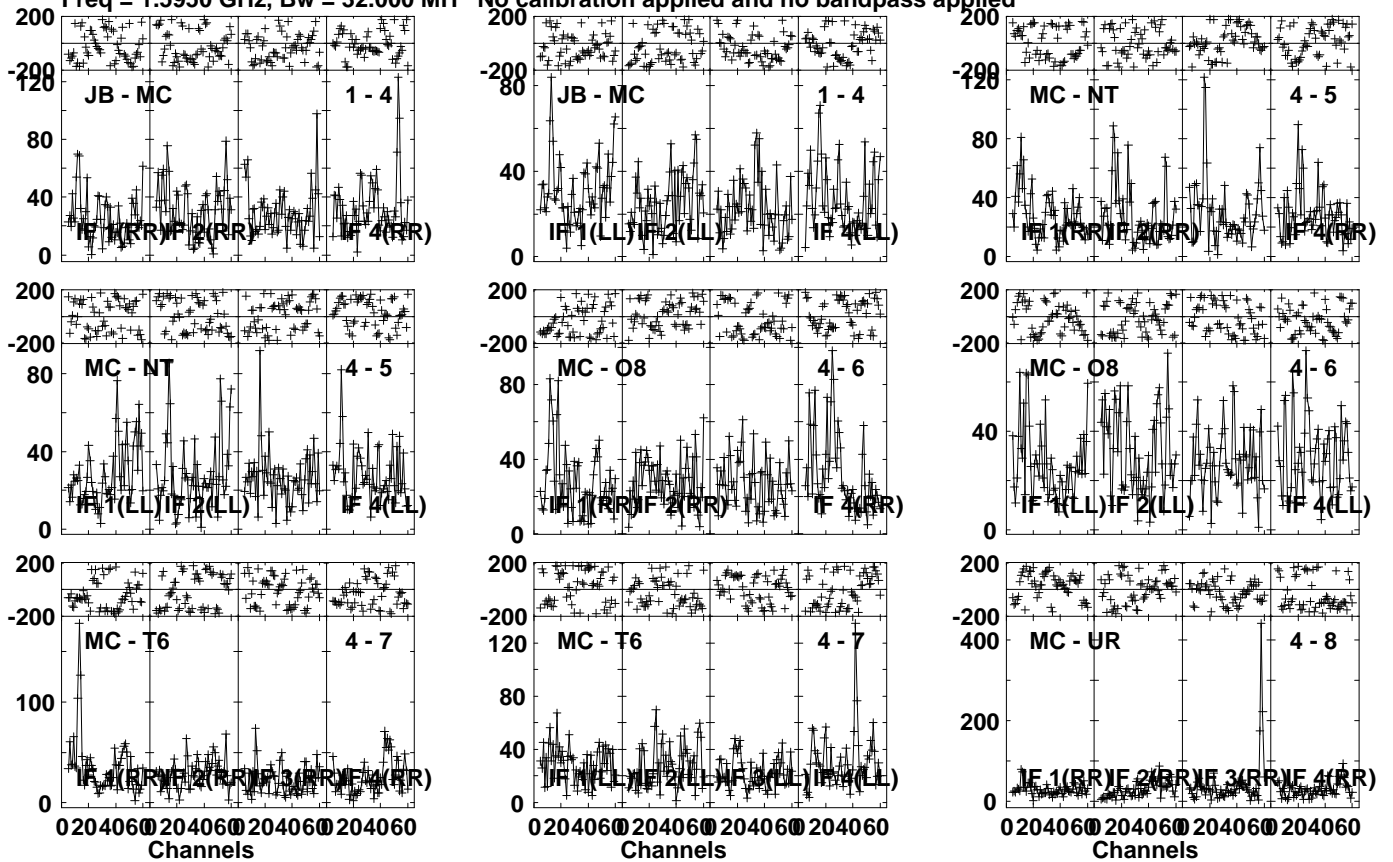


Lower frame: Micro Ampl Jy Top frame: Phas deg
Vector averaged cross-power spectrum Several baselines displayed
Timerange: 00/08:35:31 to 00/08:49:59

Plot file version 9 created 10-OCT-2023 01:28:03

UGC1837 EV024G 4.UVDATA.1

Freq = 1.5950 GHz, Bw = 32.000 MH No calibration applied and no bandpass applied

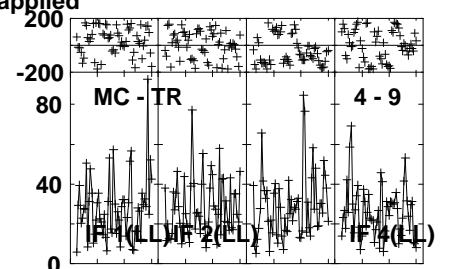
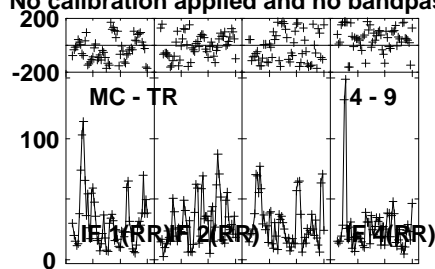
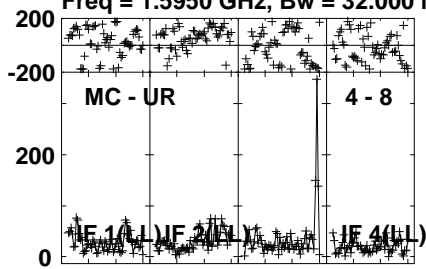


Lower frame: Micro Ampl Jy Top frame: Phas deg
Vector averaged cross-power spectrum Several baselines displayed
Timerange: 00/08:50:31 to 00/09:04:59

Plot file version 10 created 10-OCT-2023 01:28:03

UGC1837 EV024G 4.UVDATA.1

Freq = 1.5950 GHz, Bw = 32.000 MH No calibration applied and no bandpass applied



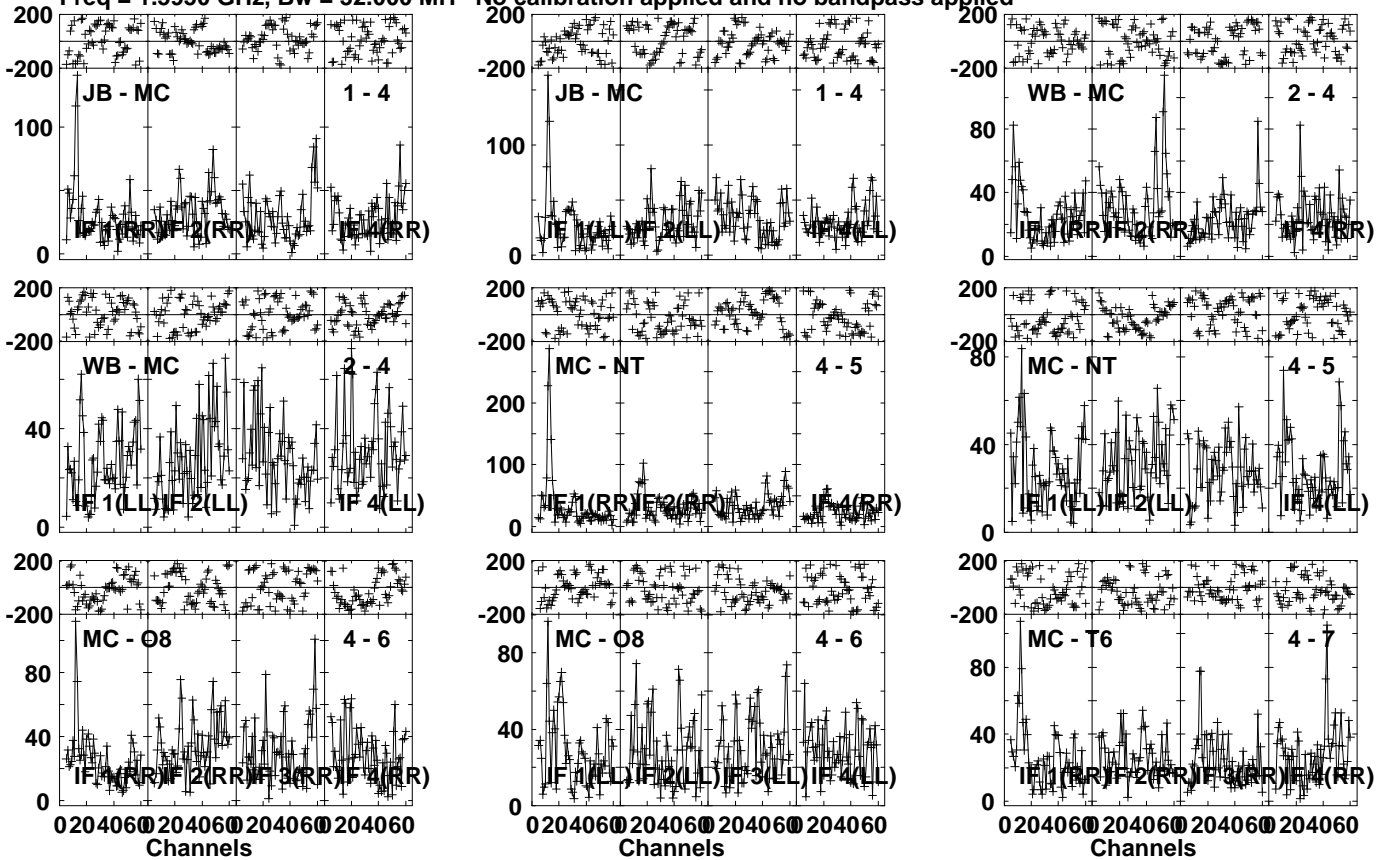
Lower frame: Micro Ampl Jy Top frame: Phas deg
Vector averaged cross-power spectrum Several baselines displayed
Timerange: 00/08:50:31 to 00/09:04:59

Plot file version 11 created 10-OCT-2023 01:28:03

UGC1837 EV024G 4.UVDATA.1

Freq = 1.5950 GHz, Bw = 32.000 MH

No calibration applied and no bandpass applied



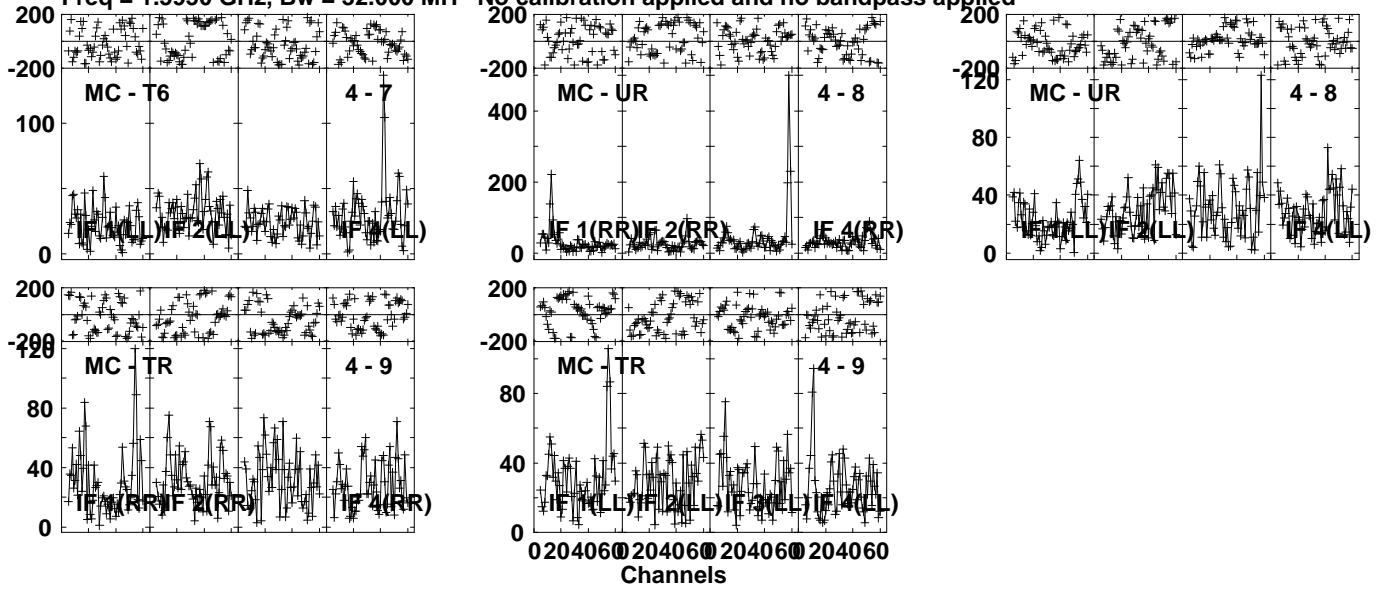
Lower frame: Micro Ampl Jy Top frame: Phas deg
Vector averaged cross-power spectrum Several baselines displayed
Timerange: 00/09:05:31 to 00/09:19:59

Plot file version 12 created 10-OCT-2023 01:28:04

UGC1837 EV024G 4.UVDATA.1

Freq = 1.5950 GHz, Bw = 32.000 MH

No calibration applied and no bandpass applied



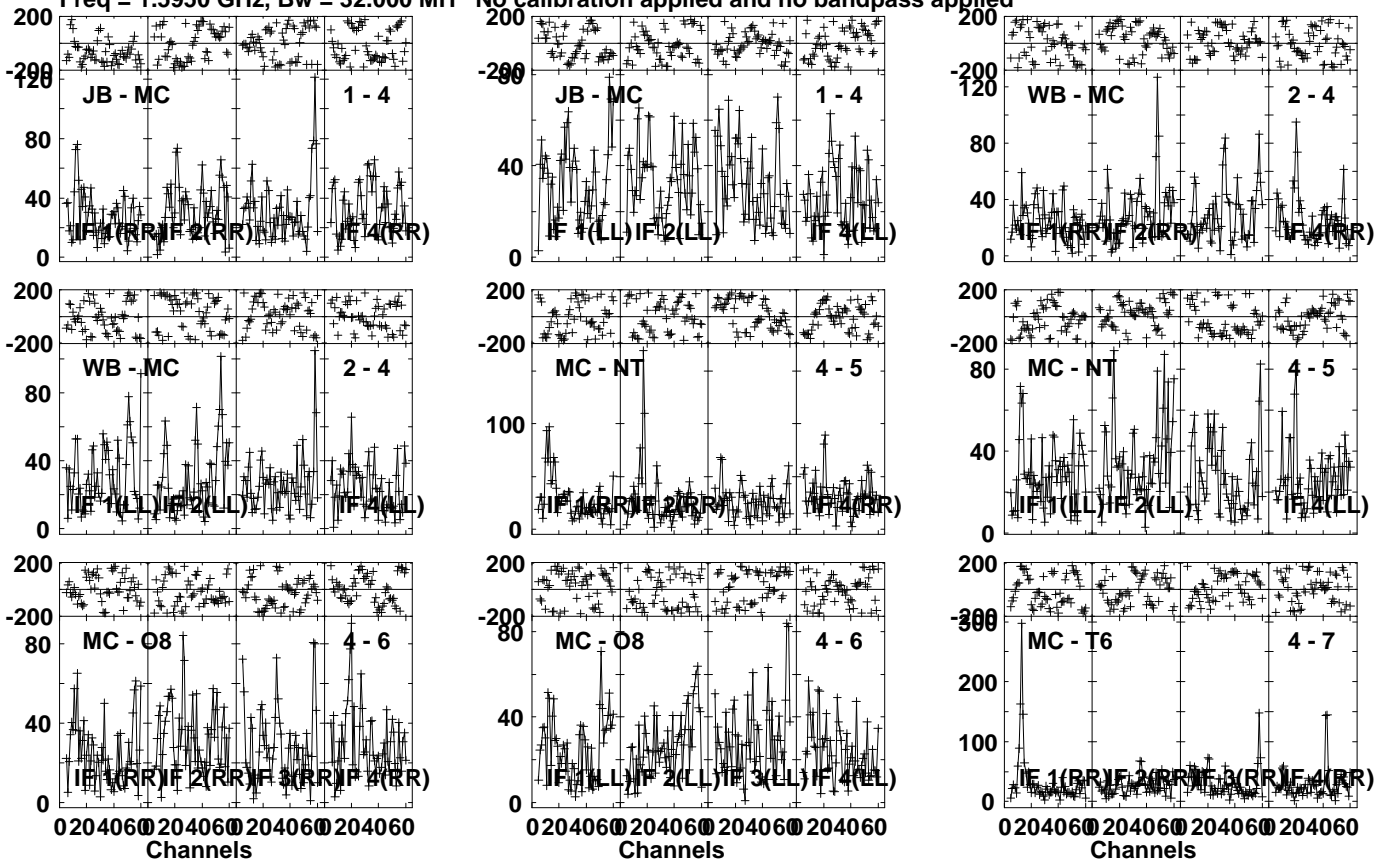
Lower frame: Micro Ampl Jy Top frame: Phas deg
Vector averaged cross-power spectrum Several baselines displayed
Timerange: 00/09:05:31 to 00/09:19:59

Plot file version 13 created 10-OCT-2023 01:28:04

UGC1837 EV024G 4.UVDATA.1

Freq = 1.5950 GHz, Bw = 32.000 MH

No calibration applied and no bandpass applied

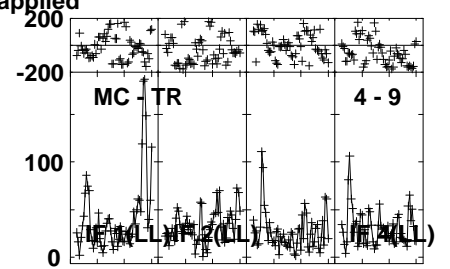
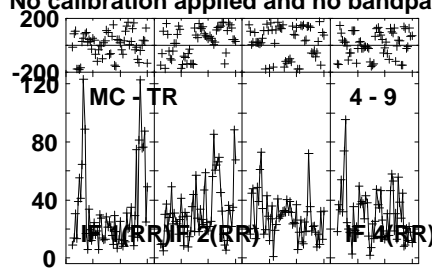
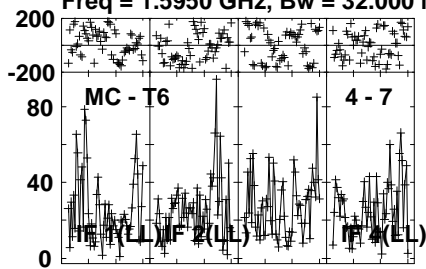


Lower frame: Micro Ampl Jy Top frame: Phas deg
Vector averaged cross-power spectrum Several baselines displayed
Timerange: 00/09:20:31 to 00/09:34:59

Plot file version 14 created 10-OCT-2023 01:28:04

UGC1837 EV024G 4.UVDATA.1

Freq = 1.5950 GHz, Bw = 32.000 MH No calibration applied and no bandpass applied



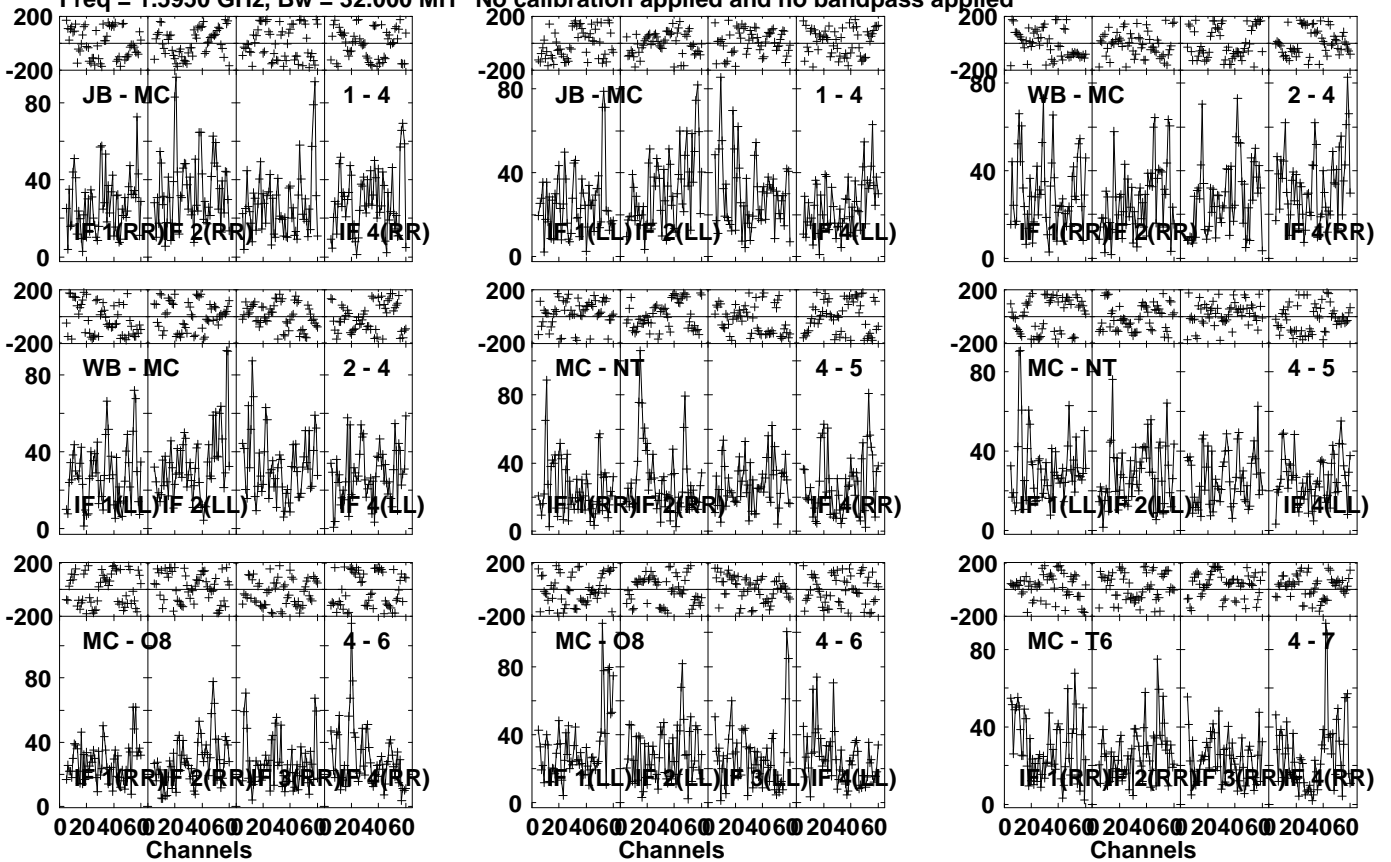
Lower frame: Micro Ampl Jy Top frame: Phas deg
Vector averaged cross-power spectrum Several baselines displayed
Timerange: 00/09:20:31 to 00/09:34:59

Plot file version 15 created 10-OCT-2023 01:28:04

UGC1837 EV024G 4.UVDATA.1

Freq = 1.5950 GHz, Bw = 32.000 MH

No calibration applied and no bandpass applied

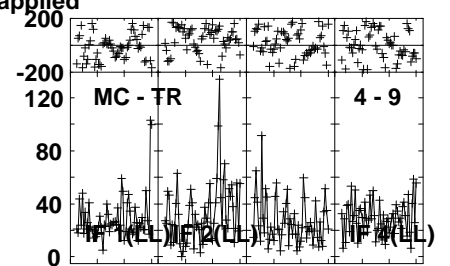
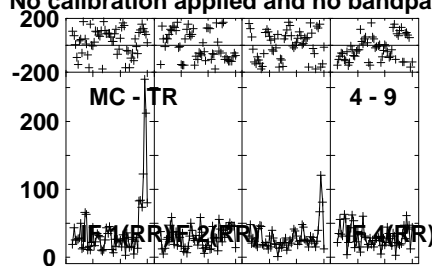
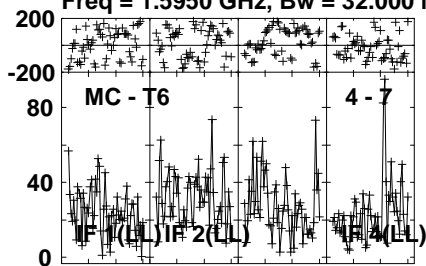


Lower frame: Micro Ampl Jy Top frame: Phas deg
Vector averaged cross-power spectrum Several baselines displayed
Timerange: 00/09:35:31 to 00/09:49:59

Plot file version 16 created 10-OCT-2023 01:28:05

UGC1837 EV024G 4.UVDATA.1

Freq = 1.5950 GHz, Bw = 32.000 MH No calibration applied and no bandpass applied

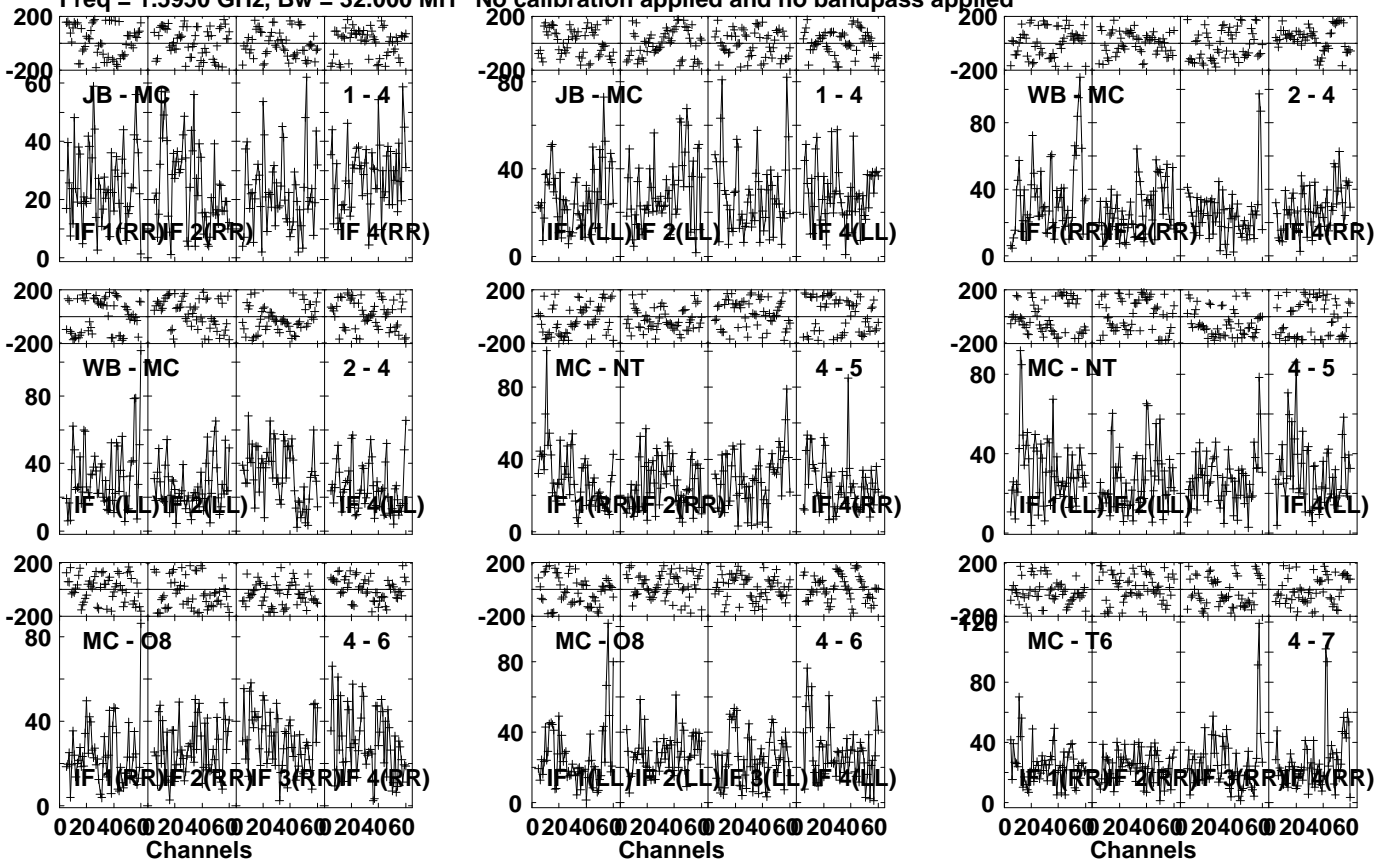


Lower frame: Micro Ampl Jy Top frame: Phas deg
Vector averaged cross-power spectrum Several baselines displayed
Timerange: 00/09:35:31 to 00/09:49:59

Plot file version 17 created 10-OCT-2023 01:28:05

UGC1837 EV024G 4.UVDATA.1

Freq = 1.5950 GHz, Bw = 32.000 MH No calibration applied and no bandpass applied

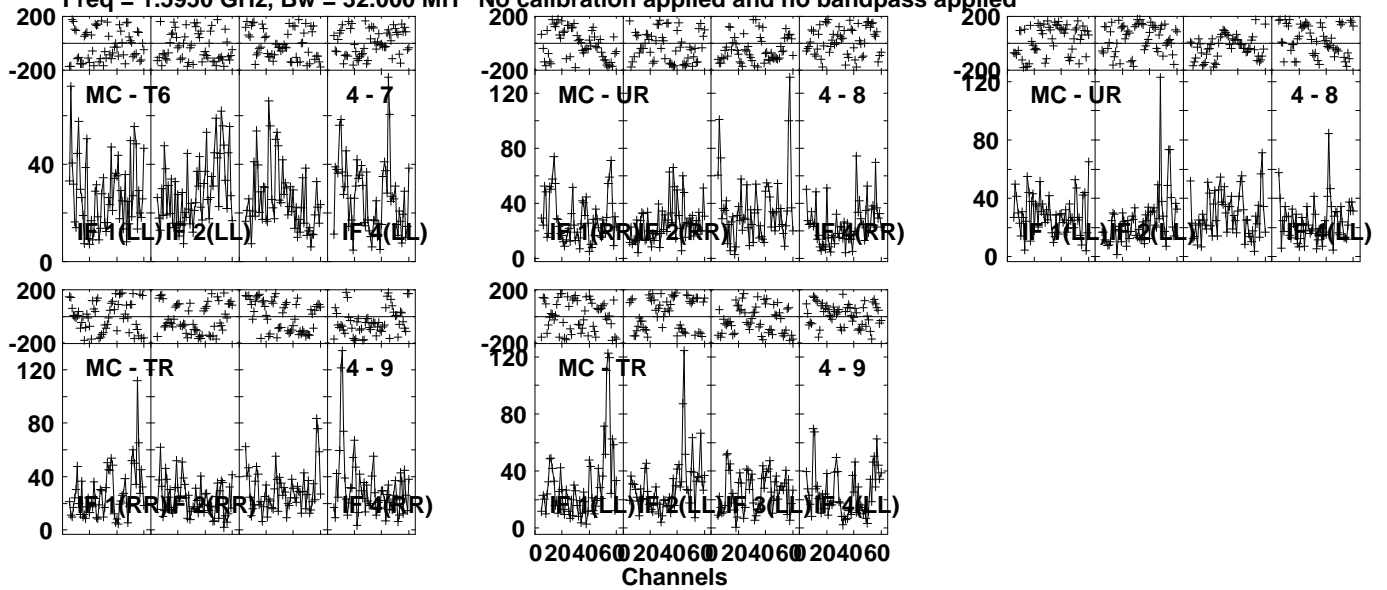


Lower frame: Micro Ampl Jy Top frame: Phas deg
Vector averaged cross-power spectrum Several baselines displayed
Timerange: 00/09:50:31 to 00/10:04:59

Plot file version 18 created 10-OCT-2023 01:28:05

UGC1837 EV024G 4.UVDATA.1

Freq = 1.5950 GHz, Bw = 32.000 MH No calibration applied and no bandpass applied

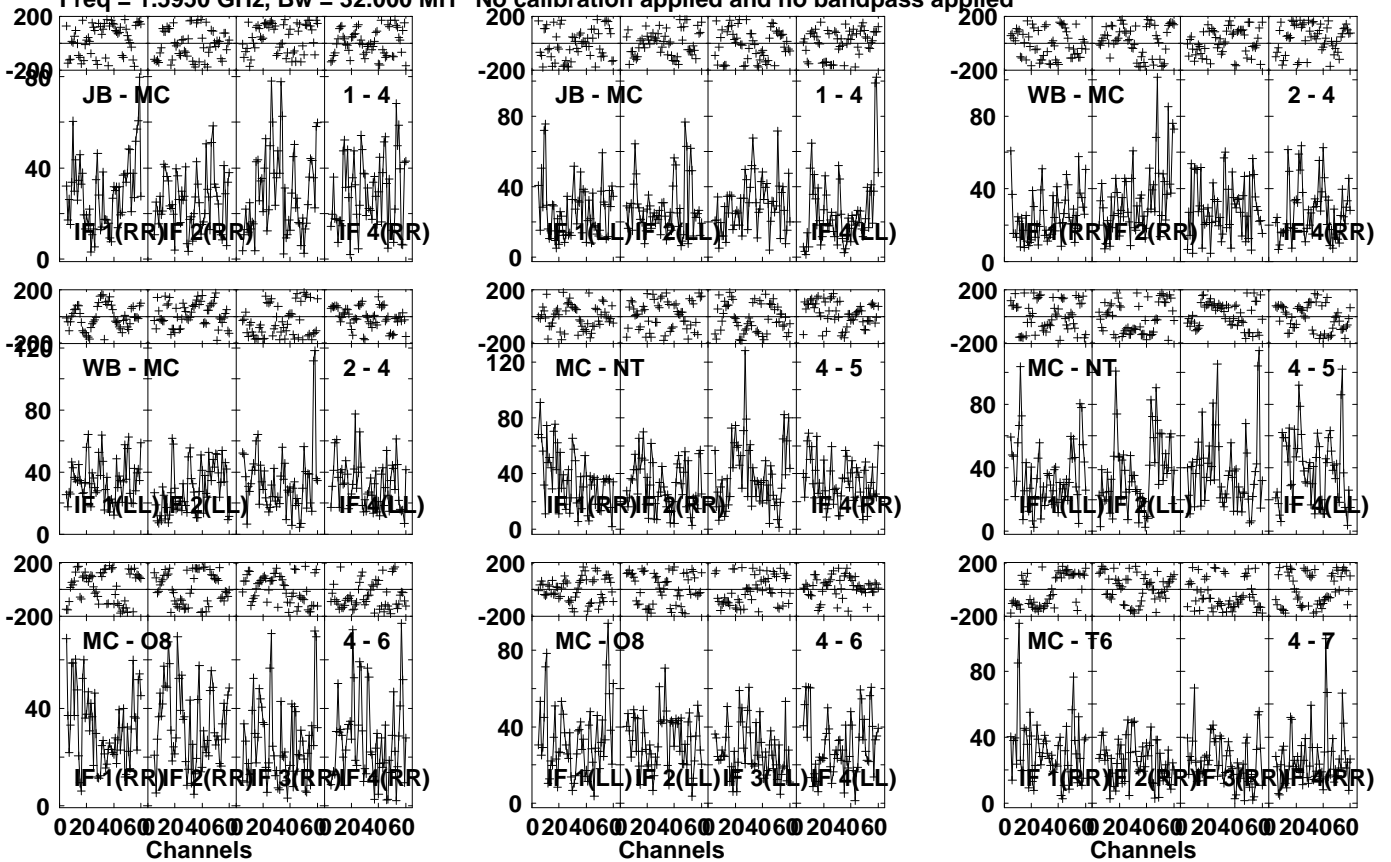


Lower frame: Micro Ampl Jy Top frame: Phas deg
Vector averaged cross-power spectrum Several baselines displayed
Timerange: 00/09:50:31 to 00/10:04:59

Plot file version 19 created 10-OCT-2023 01:28:06

UGC1837 EV024G 4.UVDATA.1

Freq = 1.5950 GHz, Bw = 32.000 MH No calibration applied and no bandpass applied

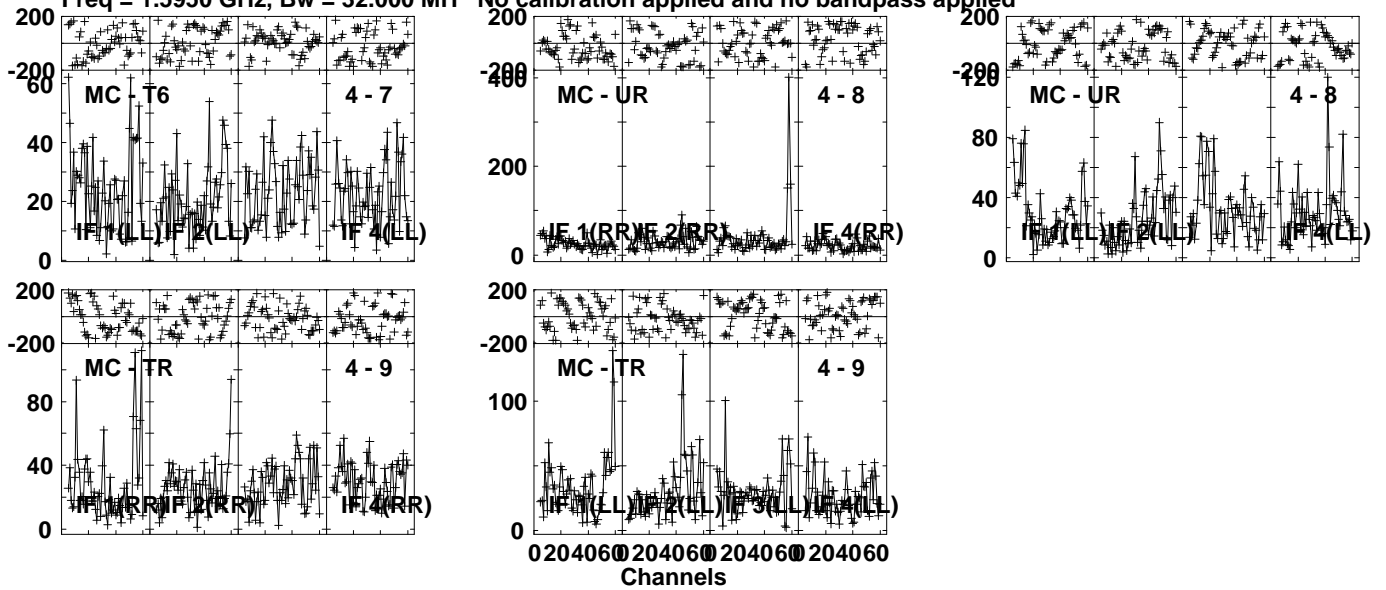


Lower frame: Micro Ampl Jy Top frame: Phas deg
Vector averaged cross-power spectrum Several baselines displayed
Timerange: 00/10:05:31 to 00/10:19:59

Plot file version 20 created 10-OCT-2023 01:28:06

UGC1837 EV024G 4.UVDATA.1

Freq = 1.5950 GHz, Bw = 32.000 MH No calibration applied and no bandpass applied



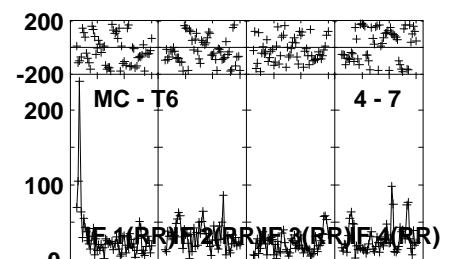
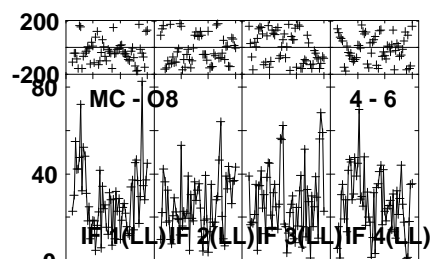
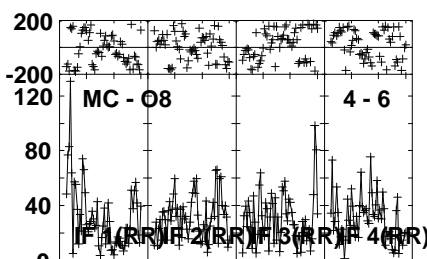
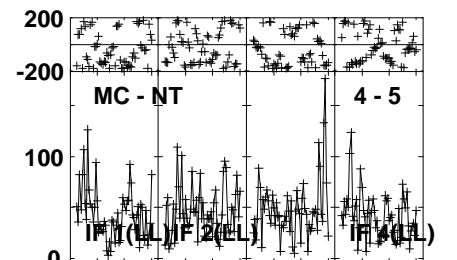
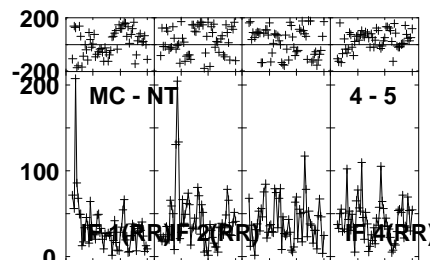
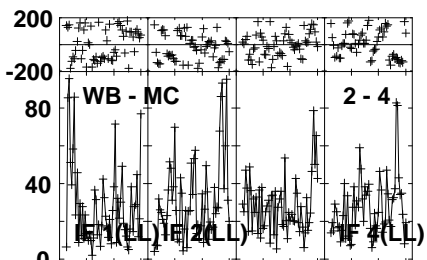
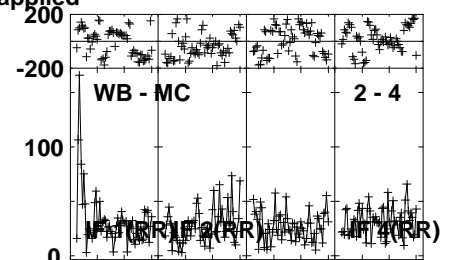
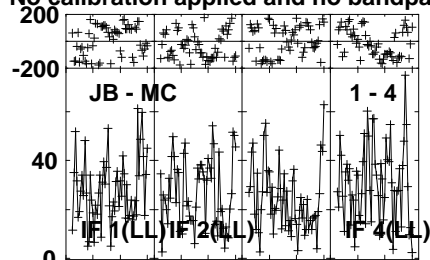
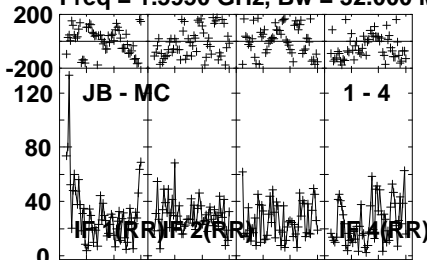
Lower frame: Micro Ampl Jy Top frame: Phas deg
Vector averaged cross-power spectrum Several baselines displayed
Timerange: 00/10:05:31 to 00/10:19:59

Plot file version 21 created 10-OCT-2023 01:28:06

UGC1837 EV024G 4.UVDATA.1

Freq = 1.5950 GHz, Bw = 32.000 MH

No calibration applied and no bandpass applied

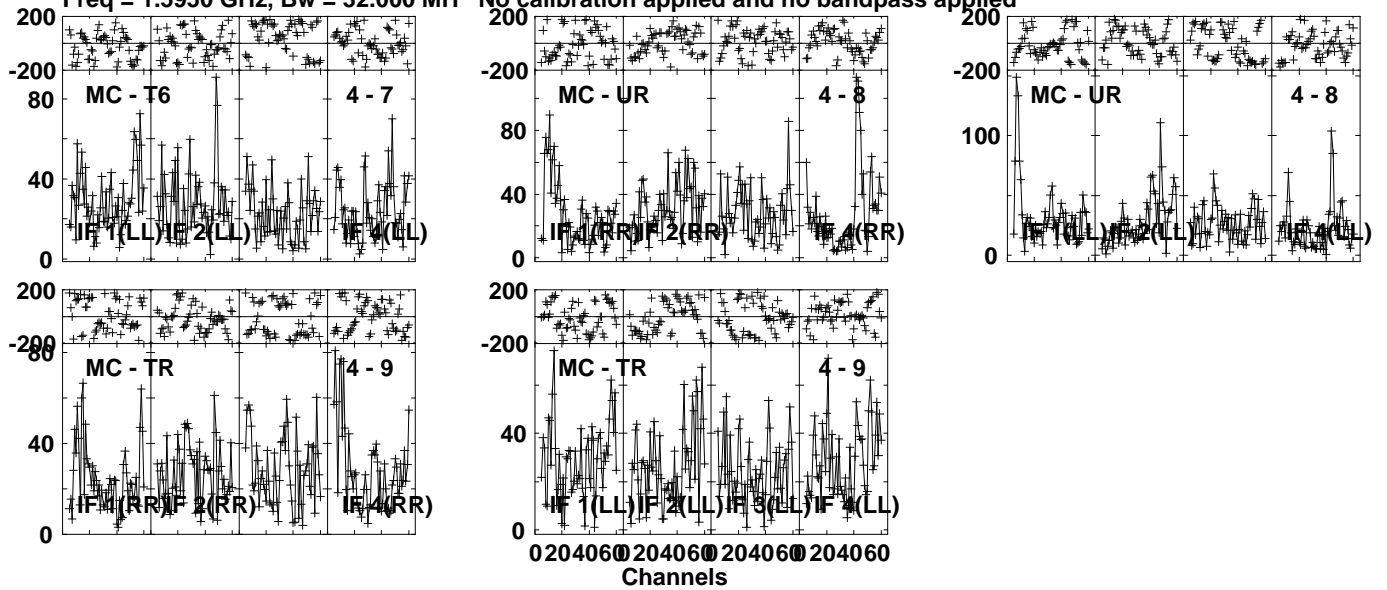


Lower frame: Micro Ampl Jy Top frame: Phas deg
Vector averaged cross-power spectrum Several baselines displayed
Timerange: 00/10:20:31 to 00/10:34:59

Plot file version 22 created 10-OCT-2023 01:28:06

UGC1837 EV024G 4.UVDATA.1

Freq = 1.5950 GHz, Bw = 32.000 MH No calibration applied and no bandpass applied



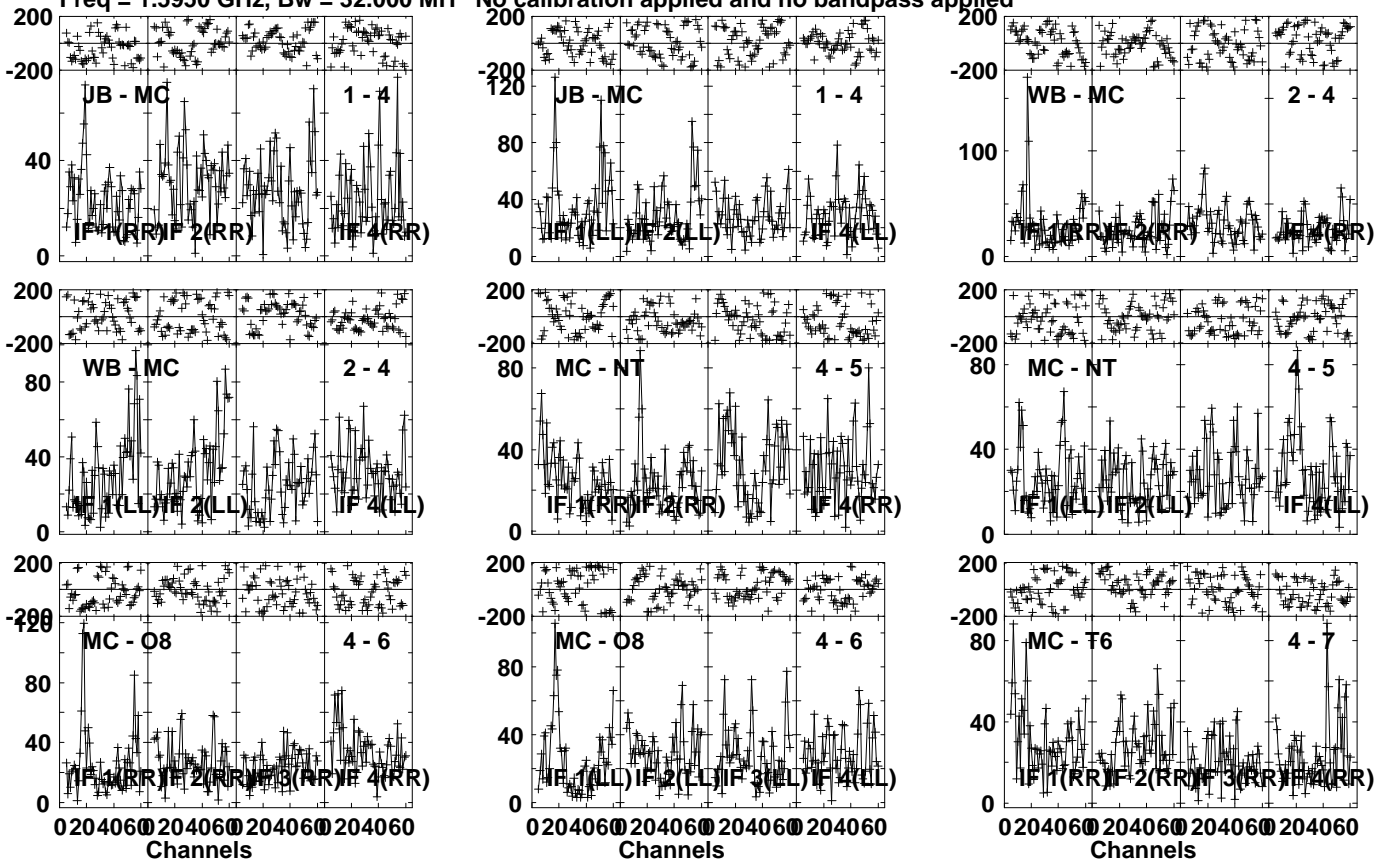
Lower frame: Micro Ampl Jy Top frame: Phas deg
Vector averaged cross-power spectrum Several baselines displayed
Timerange: 00/10:20:31 to 00/10:34:59

Plot file version 23 created 10-OCT-2023 01:28:07

UGC1837 EV024G 4.UVDATA.1

Freq = 1.5950 GHz, Bw = 32.000 MH

No calibration applied and no bandpass applied

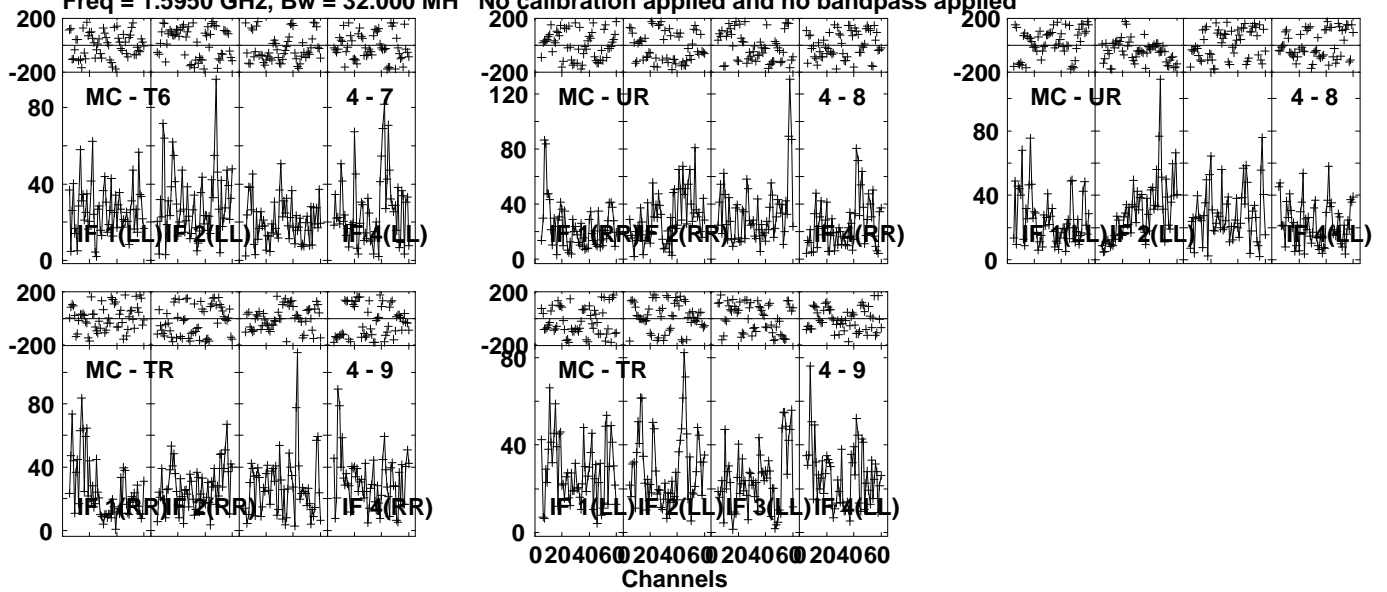


Lower frame: Micro Ampl Jy Top frame: Phas deg
Vector averaged cross-power spectrum Several baselines displayed
Timerange: 00/10:35:31 to 00/10:49:59

Plot file version 24 created 10-OCT-2023 01:28:07

UGC1837 EV024G 4.UVDATA.1

Freq = 1.5950 GHz, Bw = 32.000 MH No calibration applied and no bandpass applied



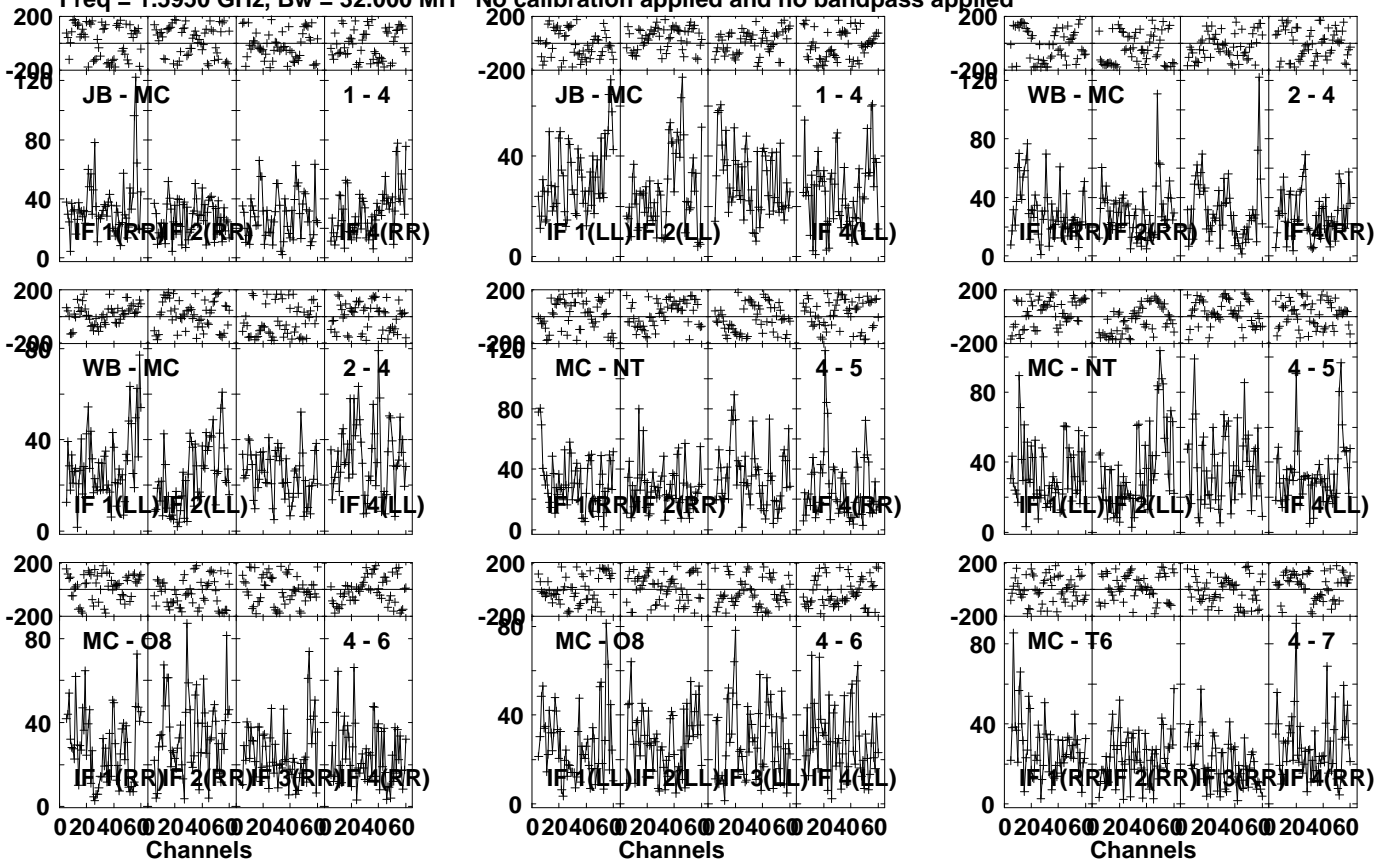
Lower frame: Micro Ampl Jy Top frame: Phas deg
Vector averaged cross-power spectrum Several baselines displayed
Timerange: 00/10:35:31 to 00/10:49:59

Plot file version 25 created 10-OCT-2023 01:28:07

UGC1837 EV024G 4.UVDATA.1

Freq = 1.5950 GHz, Bw = 32.000 MH

No calibration applied and no bandpass applied

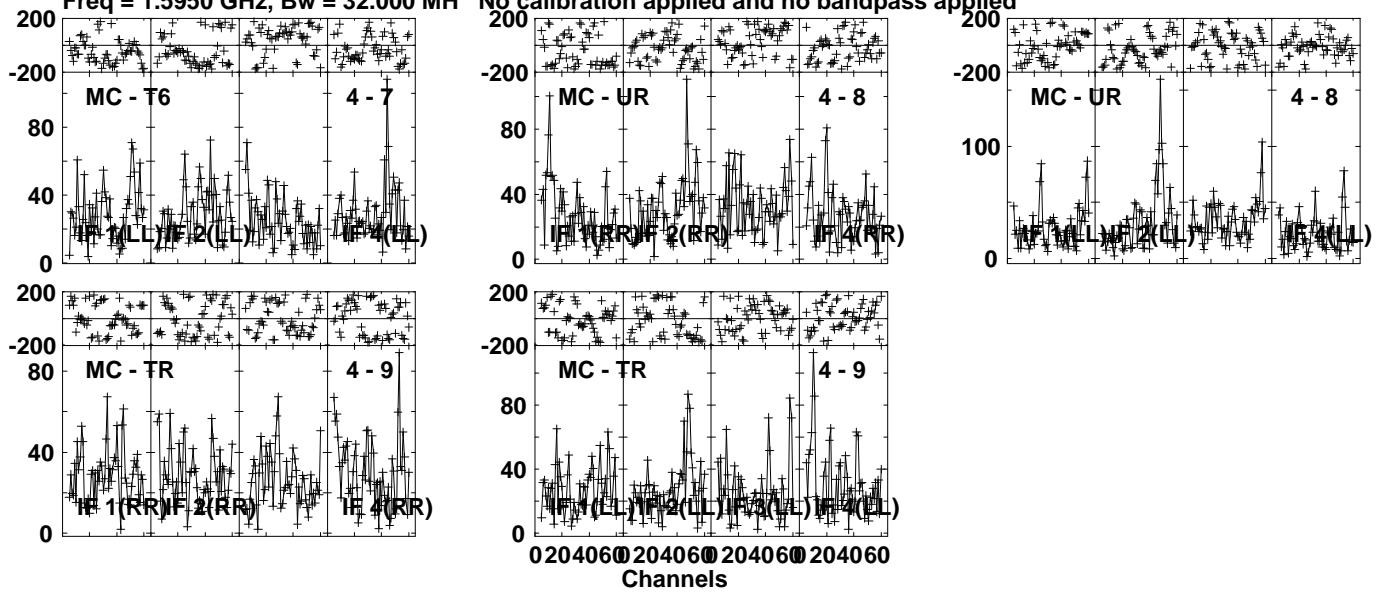


Lower frame: Micro Ampl Jy Top frame: Phas deg
Vector averaged cross-power spectrum Several baselines displayed
Timerange: 00/10:50:31 to 00/11:04:59

Plot file version 26 created 10-OCT-2023 01:28:08

UGC1837 EV024G 4.UVDATA.1

Freq = 1.5950 GHz, Bw = 32.000 MH No calibration applied and no bandpass applied



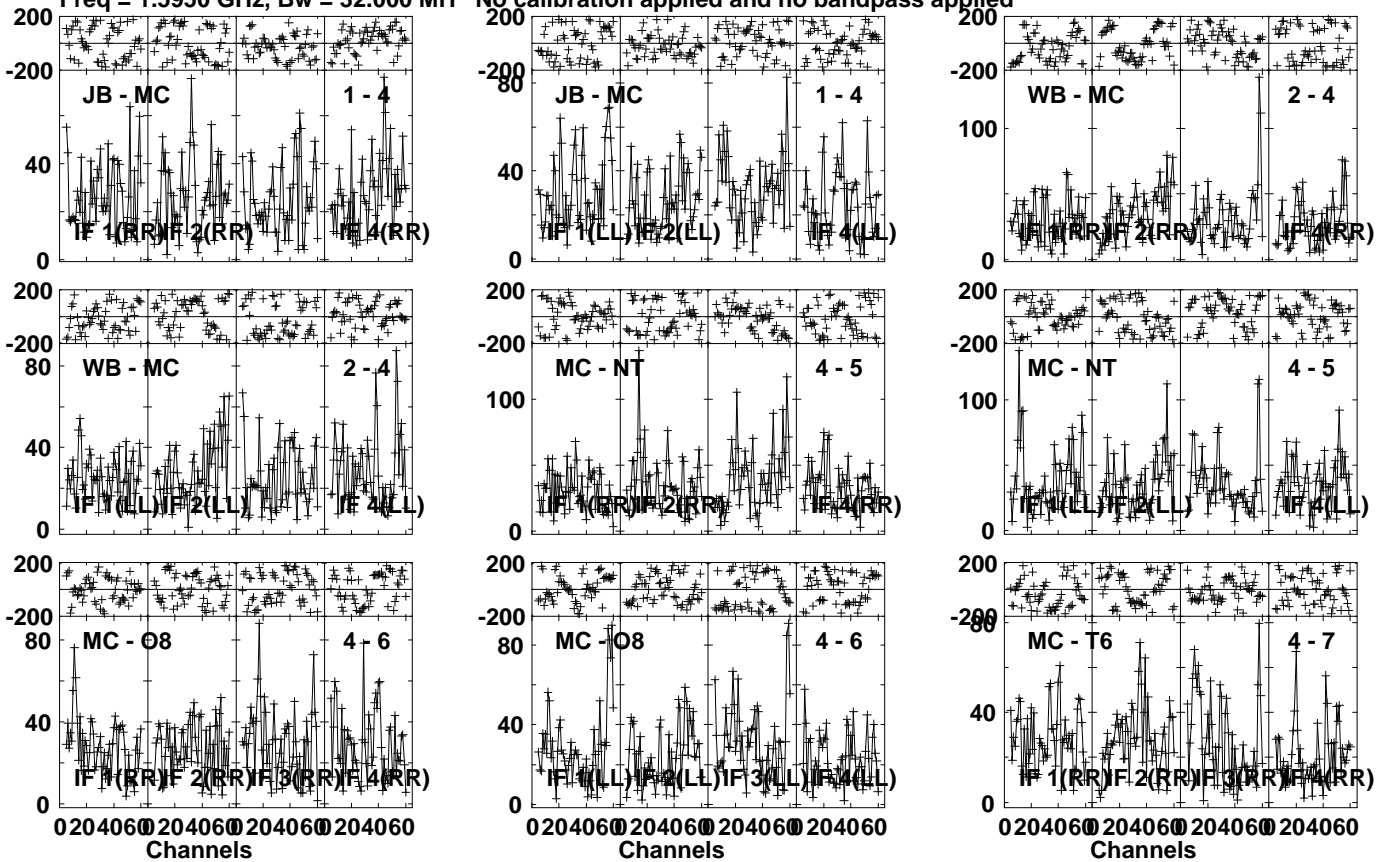
Lower frame: Micro Ampl Jy Top frame: Phas deg
Vector averaged cross-power spectrum Several baselines displayed
Timerange: 00/10:50:31 to 00/11:04:59

Plot file version 27 created 10-OCT-2023 01:28:08

UGC1837 EV024G 4.UVDATA.1

Freq = 1.5950 GHz, Bw = 32.000 MH

No calibration applied and no bandpass applied



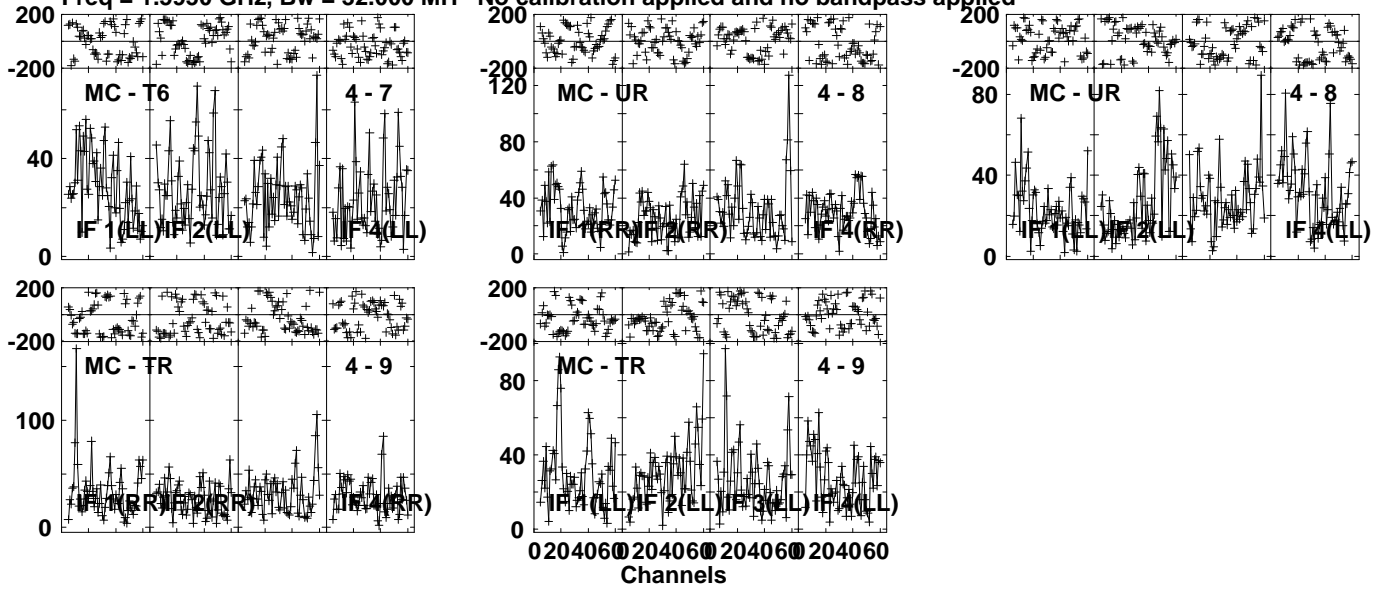
Lower frame: Micro Ampl Jy Top frame: Phas deg
Vector averaged cross-power spectrum Several baselines displayed
Timerange: 00/11:05:31 to 00/11:19:59

Plot file version 28 created 10-OCT-2023 01:28:08

UGC1837 EV024G 4.UVDATA.1

Freq = 1.5950 GHz, Bw = 32.000 MH

No calibration applied and no bandpass applied



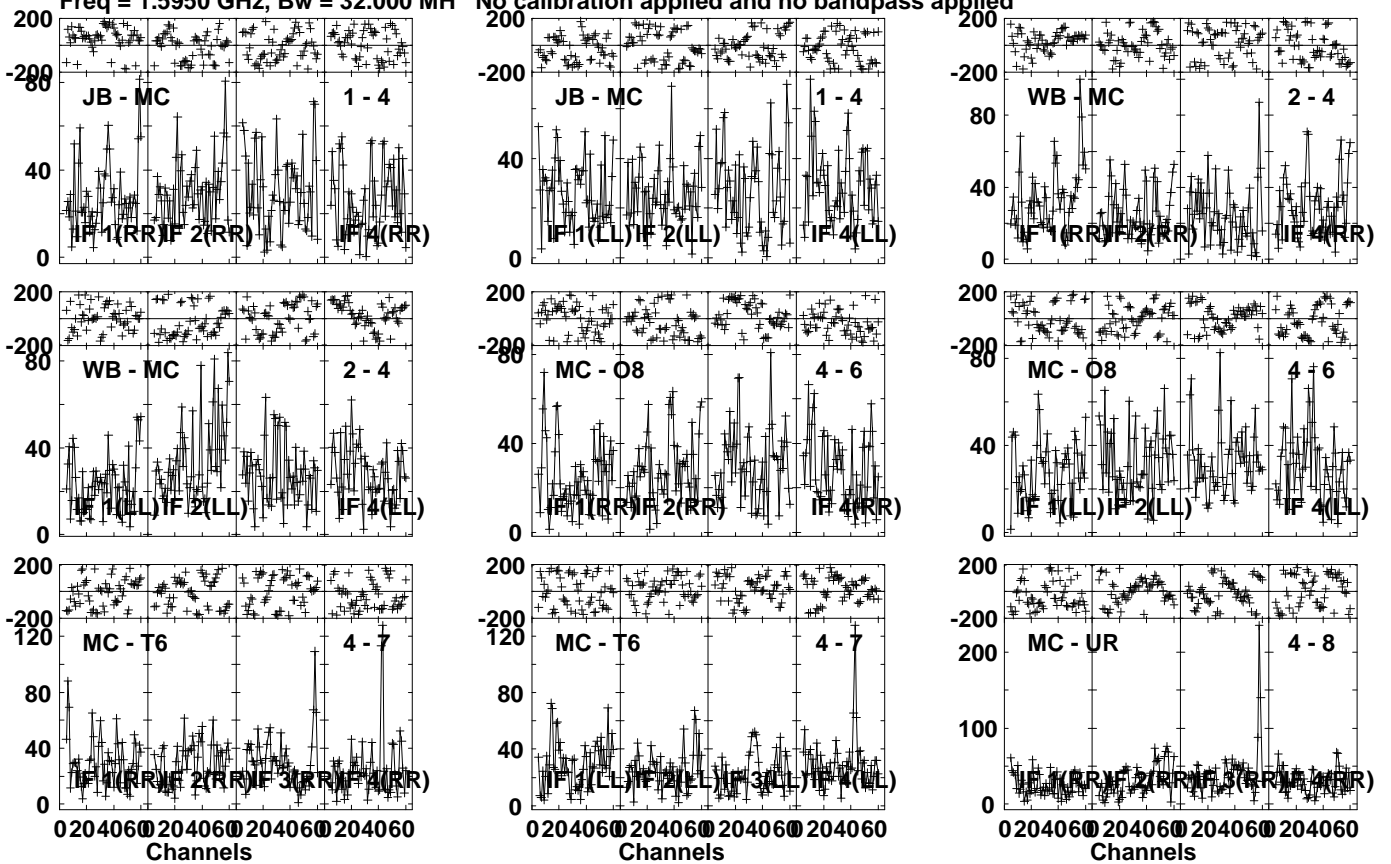
Lower frame: Micro Ampl Jy Top frame: Phas deg
Vector averaged cross-power spectrum Several baselines displayed
Timerange: 00/11:05:31 to 00/11:19:59

Plot file version 29 created 10-OCT-2023 01:28:08

UGC1837 EV024G 4.UVDATA.1

Freq = 1.5950 GHz, Bw = 32.000 MH

No calibration applied and no bandpass applied

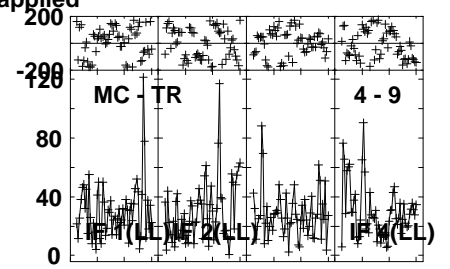
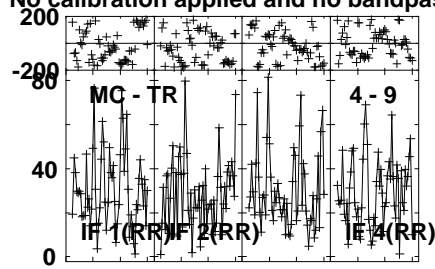
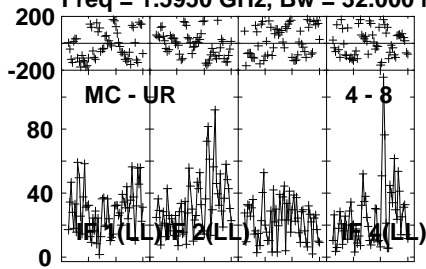


Lower frame: Micro Ampl Jy Top frame: Phas deg
Vector averaged cross-power spectrum Several baselines displayed
Timerange: 00/11:20:31 to 00/11:34:59

Plot file version 30 created 10-OCT-2023 01:28:09

UGC1837 EV024G 4.UVDATA.1

Freq = 1.5950 GHz, Bw = 32.000 MH No calibration applied and no bandpass applied



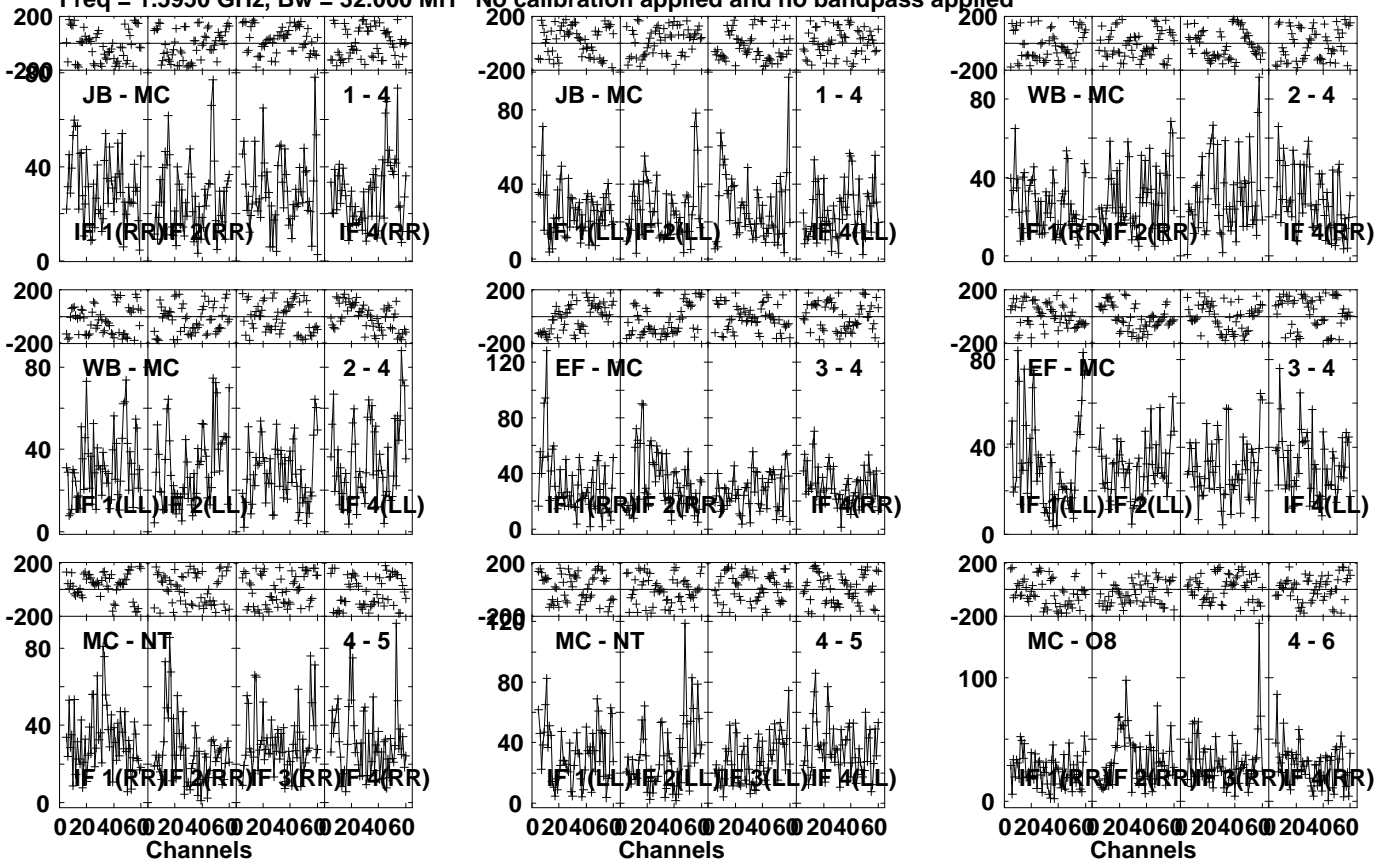
Lower frame: Micro Ampl Jy Top frame: Phas deg
Vector averaged cross-power spectrum Several baselines displayed
Timerange: 00/11:20:31 to 00/11:34:59

Plot file version 31 created 10-OCT-2023 01:28:09

UGC1837 EV024G 4.UVDATA.1

Freq = 1.5950 GHz, Bw = 32.000 MH

No calibration applied and no bandpass applied

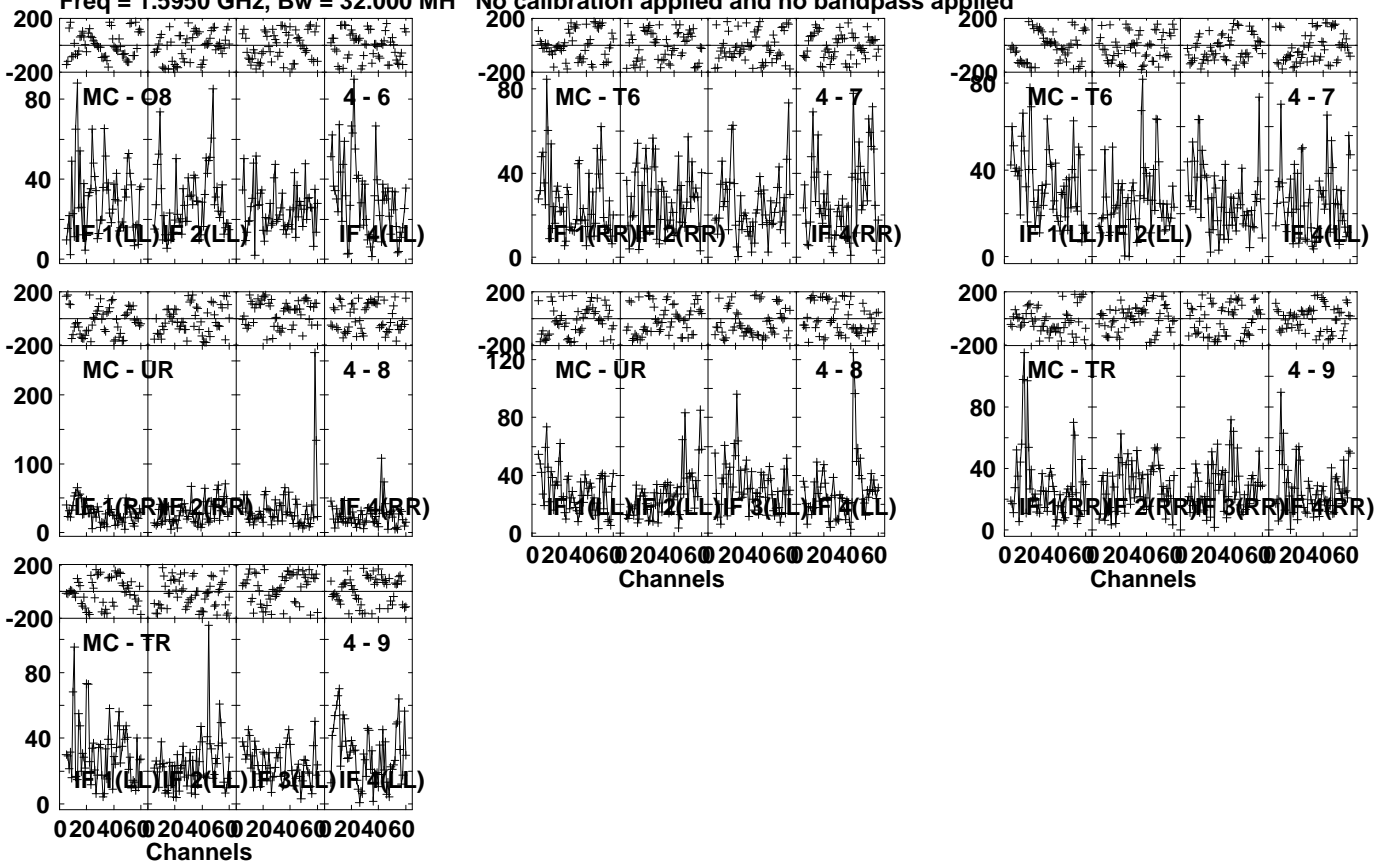


Lower frame: Micro Ampl Jy Top frame: Phas deg
Vector averaged cross-power spectrum Several baselines displayed
Timerange: 00/11:35:31 to 00/11:49:59

Plot file version 32 created 10-OCT-2023 01:28:09

UGC1837 EV024G 4.UVDATA.1

Freq = 1.5950 GHz, Bw = 32.000 MH No calibration applied and no bandpass applied

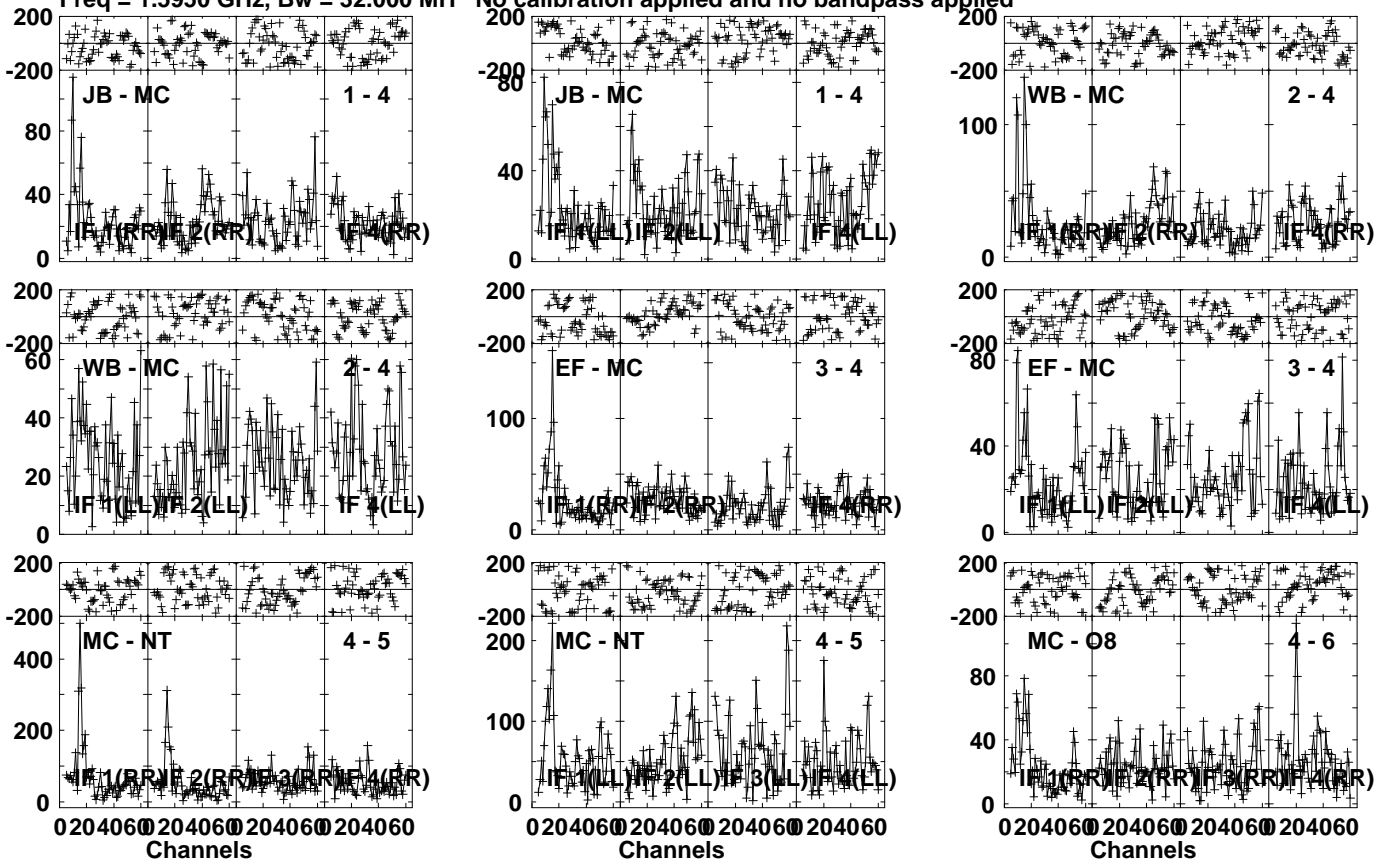


Lower frame: Micro Ampl Jy Top frame: Phas deg
Vector averaged cross-power spectrum Several baselines displayed
Timerange: 00/11:35:31 to 00/11:49:59

Plot file version 33 created 10-OCT-2023 01:28:10

UGC1837 EV024G 4.UVDATA.1

Freq = 1.5950 GHz, Bw = 32.000 MH No calibration applied and no bandpass applied

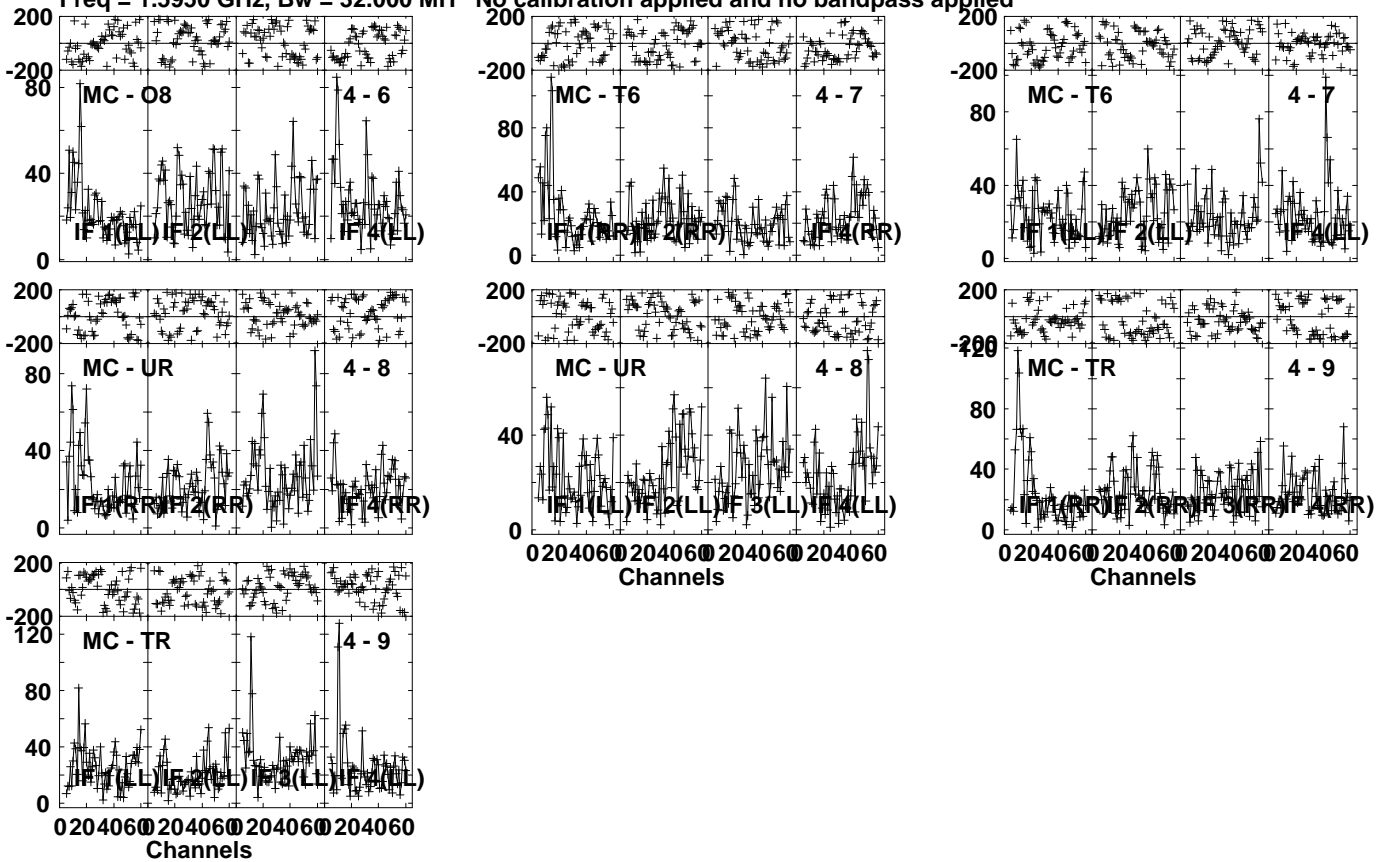


Lower frame: Micro Ampl Jy Top frame: Phas deg
Vector averaged cross-power spectrum Several baselines displayed
Timerange: 00/11:50:31 to 00/12:08:59

Plot file version 34 created 10-OCT-2023 01:28:10

UGC1837 EV024G 4.UVDATA.1

Freq = 1.5950 GHz, Bw = 32.000 MH No calibration applied and no bandpass applied



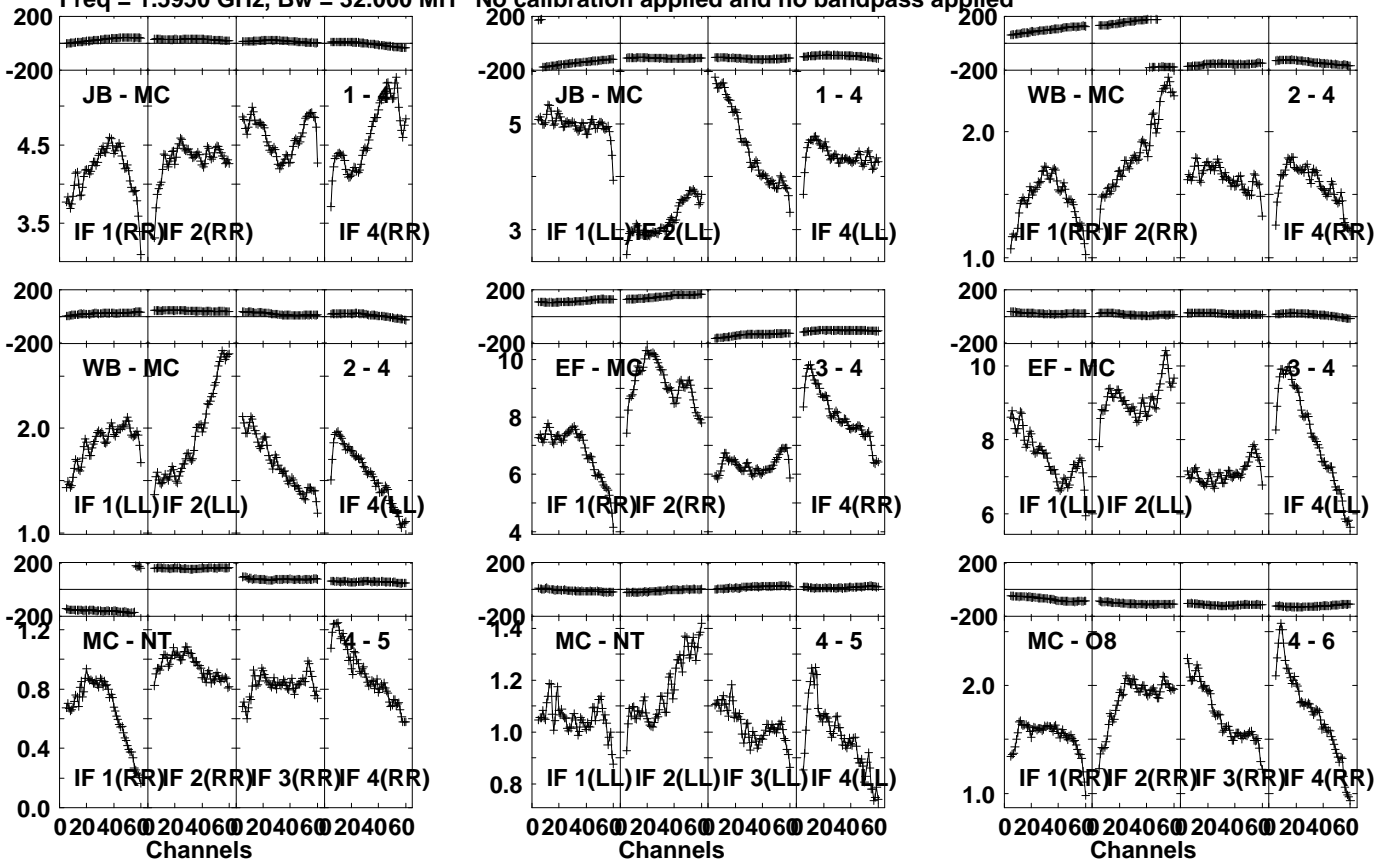
Lower frame: Micro Ampl Jy Top frame: Phas deg
Vector averaged cross-power spectrum Several baselines displayed
Timerange: 00/11:50:31 to 00/12:08:59

Plot file version 35 created 10-OCT-2023 01:28:10

0133+476 EV024G 4.UVDATA.1

Freq = 1.5950 GHz, Bw = 32.000 MH

No calibration applied and no bandpass applied



Lower frame: Milli Ampl Jy Top frame: Phas deg

Vector averaged cross-power spectrum Several baselines displayed

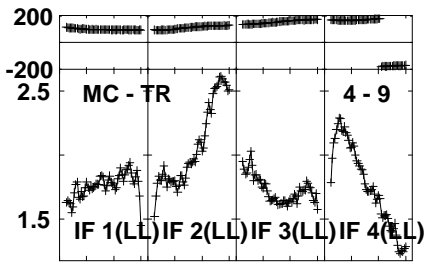
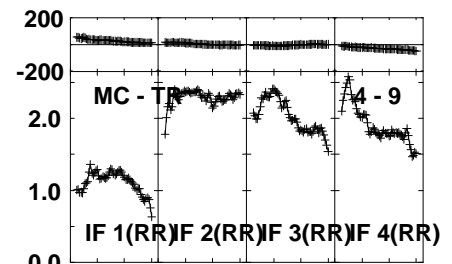
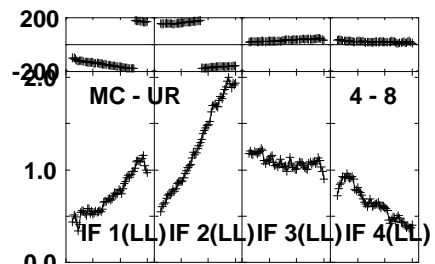
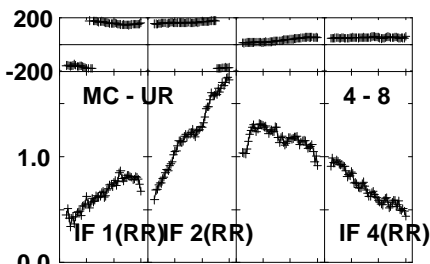
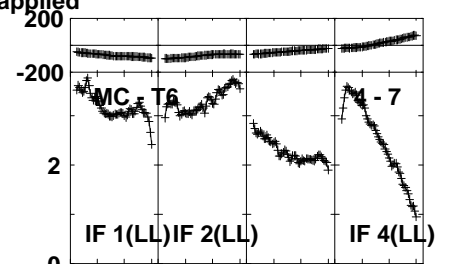
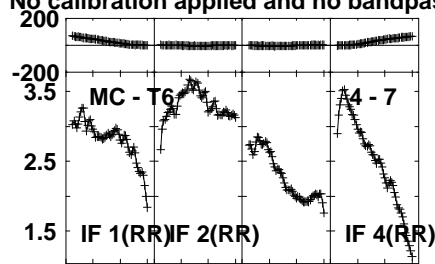
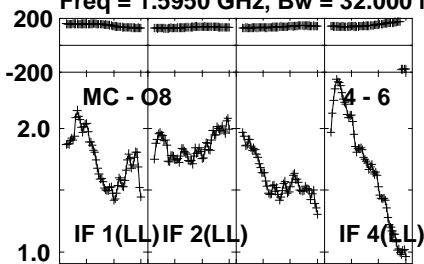
Timerange: 00/12:11:01 to 00/12:15:59

Plot file version 36 created 10-OCT-2023 01:28:11

0133+476 EV024G 4.UVDATA.1

Freq = 1.5950 GHz, Bw = 32.000 MH

No calibration applied and no bandpass applied



0204060 204060 204060 204060
Channels

Lower frame: Milli Ampl Jy Top frame: Phas deg

Vector averaged cross-power spectrum Several baselines displayed

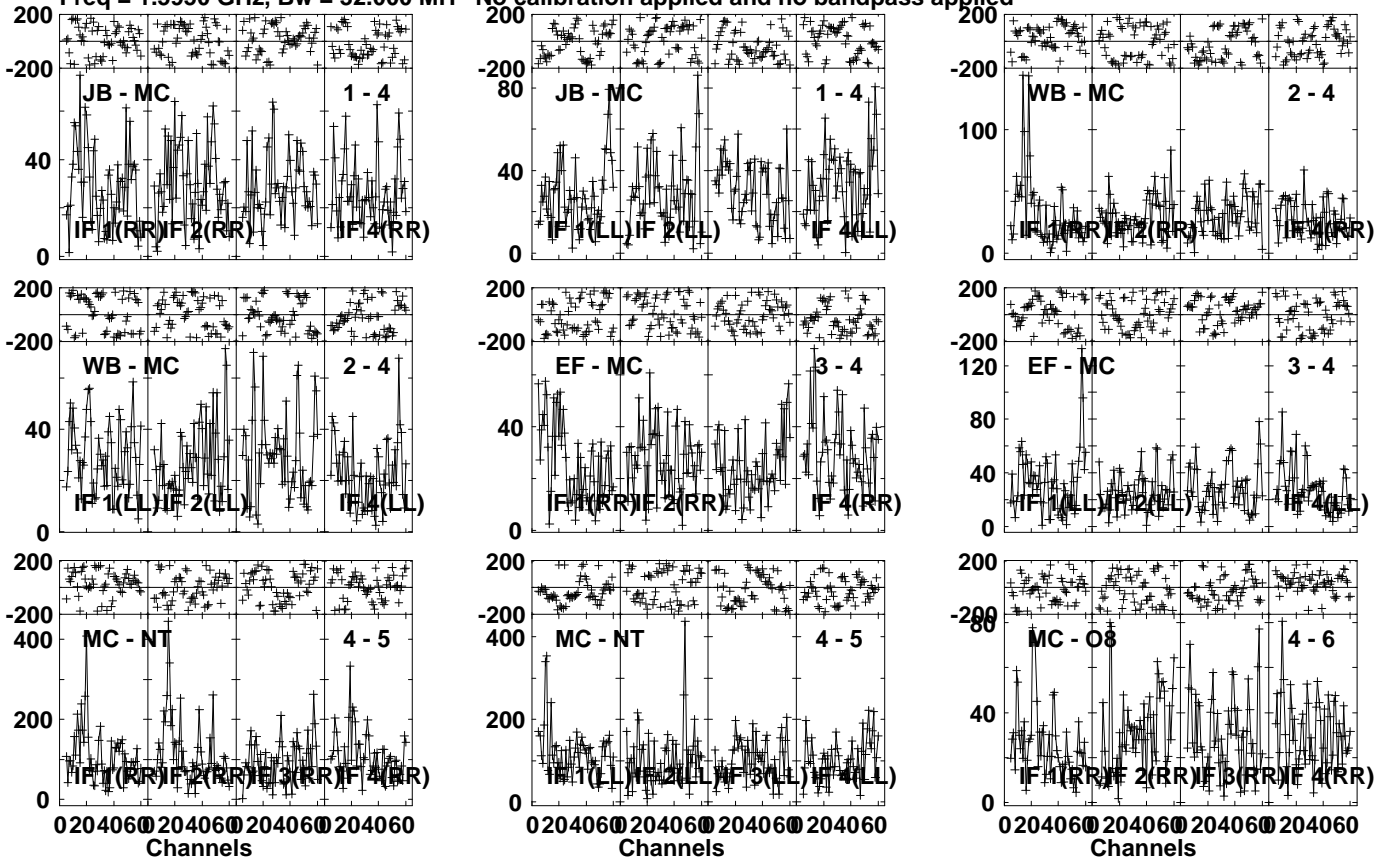
Timerange: 00/12:11:01 to 00/12:15:59

Plot file version 37 created 10-OCT-2023 01:28:11

UGC1837 EV024G 4.UVDATA.1

Freq = 1.5950 GHz, Bw = 32.000 MH

No calibration applied and no bandpass applied

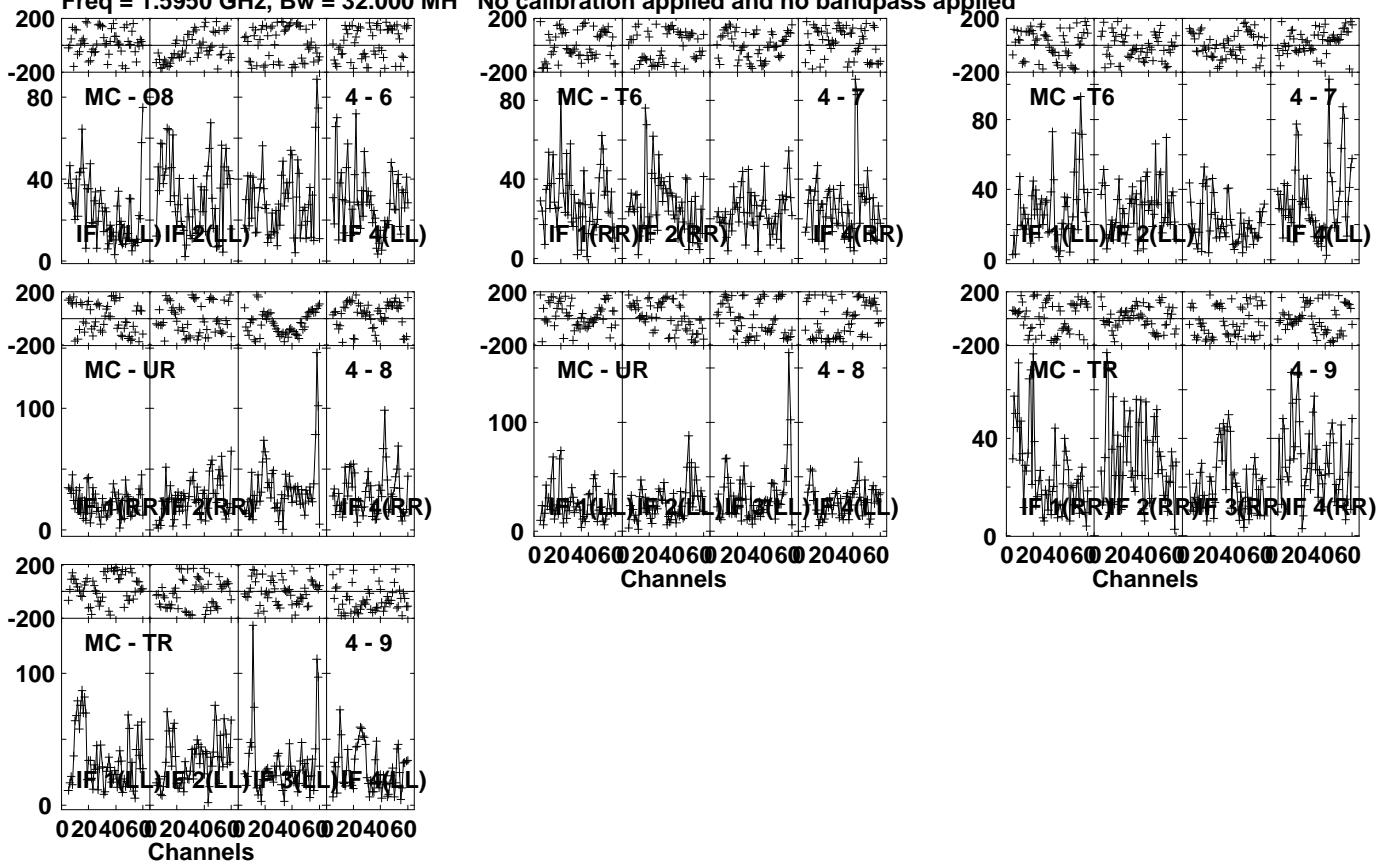


Lower frame: Micro Ampl Jy Top frame: Phas deg
Vector averaged cross-power spectrum Several baselines displayed
Timerange: 00/12:17:11 to 00/12:30:59

Plot file version 38 created 10-OCT-2023 01:28:11

UGC1837 EV024G 4.UVDATA.1

Freq = 1.5950 GHz, Bw = 32.000 MH No calibration applied and no bandpass applied



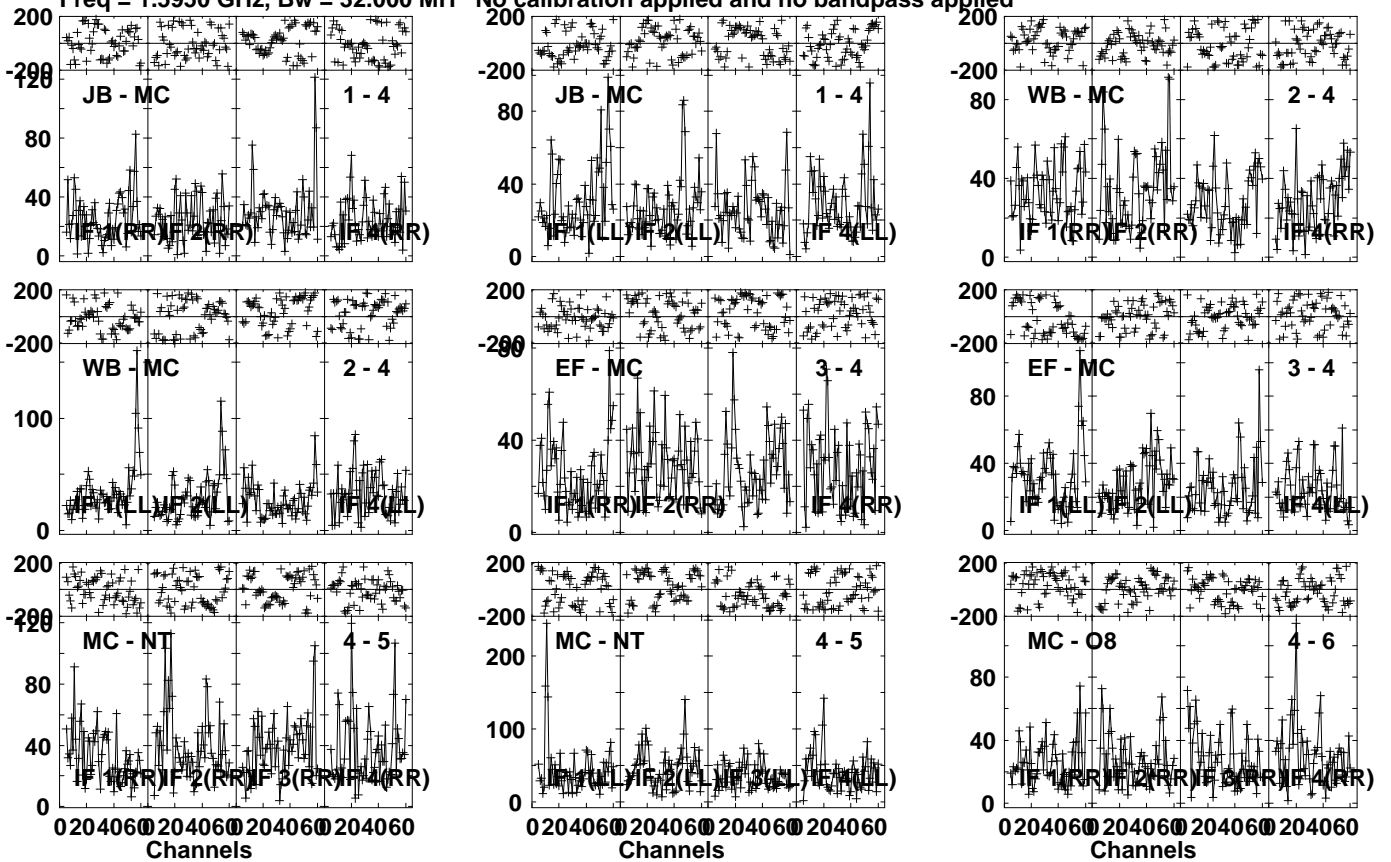
Lower frame: Micro Ampl Jy Top frame: Phas deg
Vector averaged cross-power spectrum Several baselines displayed
Timerange: 00/12:17:11 to 00/12:30:59

Plot file version 39 created 10-OCT-2023 01:28:11

UGC1837 EV024G 4.UVDATA.1

Freq = 1.5950 GHz, Bw = 32.000 MH

No calibration applied and no bandpass applied



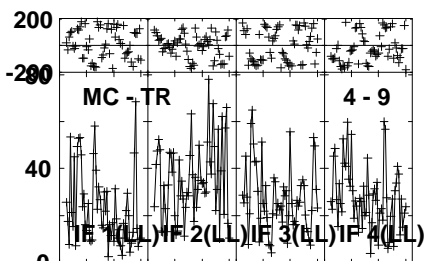
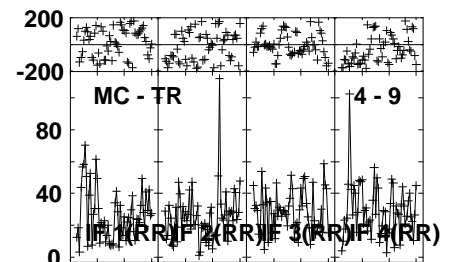
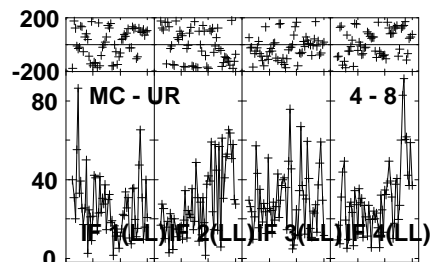
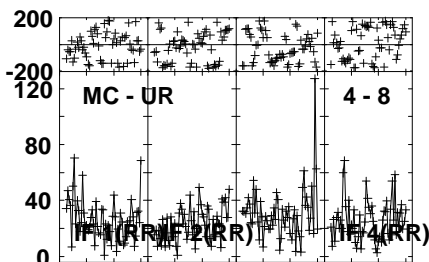
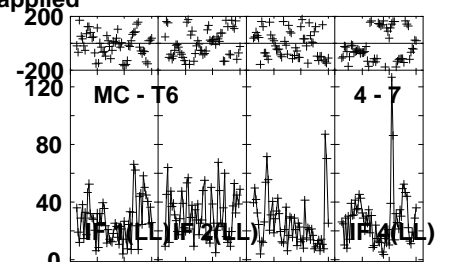
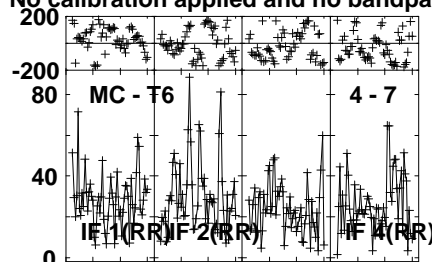
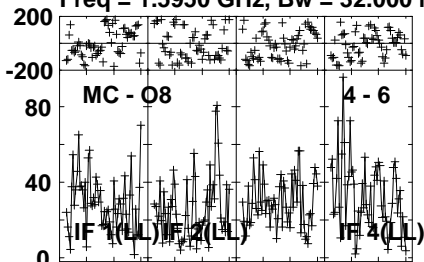
Lower frame: Micro Ampl Jy Top frame: Phas deg
Vector averaged cross-power spectrum Several baselines displayed
Timerange: 00/12:31:31 to 00/12:45:59

Plot file version 40 created 10-OCT-2023 01:28:12

UGC1837 EV024G 4.UVDATA.1

Freq = 1.5950 GHz, Bw = 32.000 MH

No calibration applied and no bandpass applied



0204060 204060 204060 204060
Channels

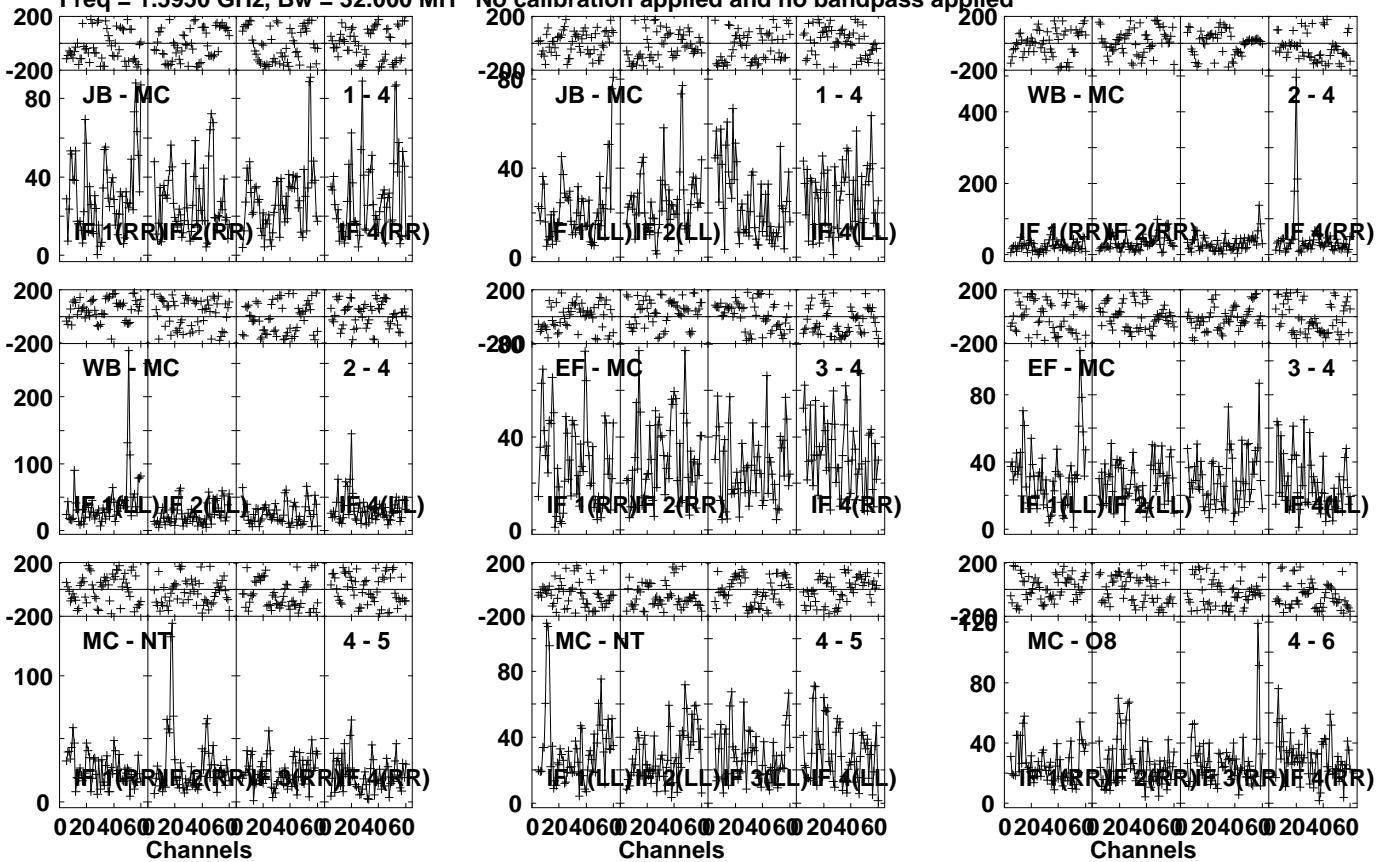
Lower frame: Micro Ampl Jy Top frame: Phas deg
Vector averaged cross-power spectrum Several baselines displayed
Timerange: 00/12:31:31 to 00/12:45:59

Plot file version 41 created 10-OCT-2023 01:28:12

UGC1837 EV024G 4.UVDATA.1

Freq = 1.5950 GHz, Bw = 32.000 MH

No calibration applied and no bandpass applied



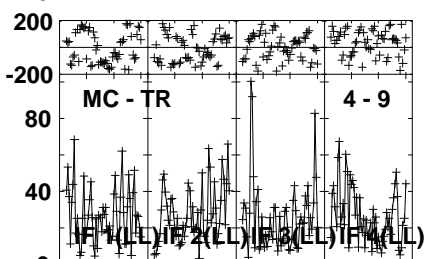
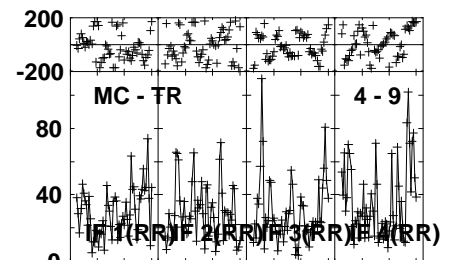
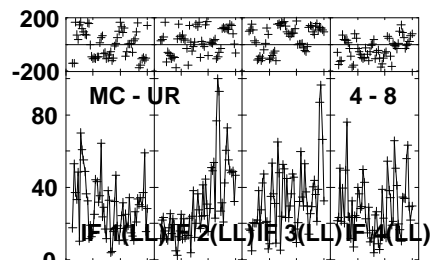
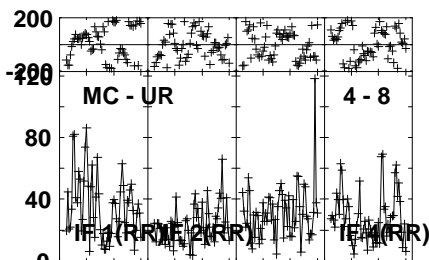
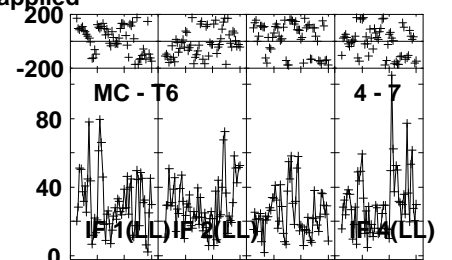
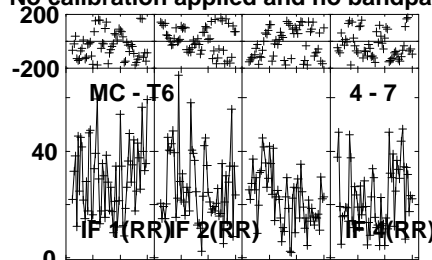
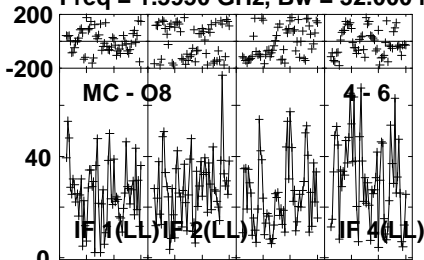
Lower frame: Micro Ampl Jy Top frame: Phas deg
Vector averaged cross-power spectrum Several baselines displayed
Timerange: 00/12:46:31 to 00/13:00:59

Plot file version 42 created 10-OCT-2023 01:28:12

UGC1837 EV024G 4.UVDATA.1

Freq = 1.5950 GHz, Bw = 32.000 MH

No calibration applied and no bandpass applied



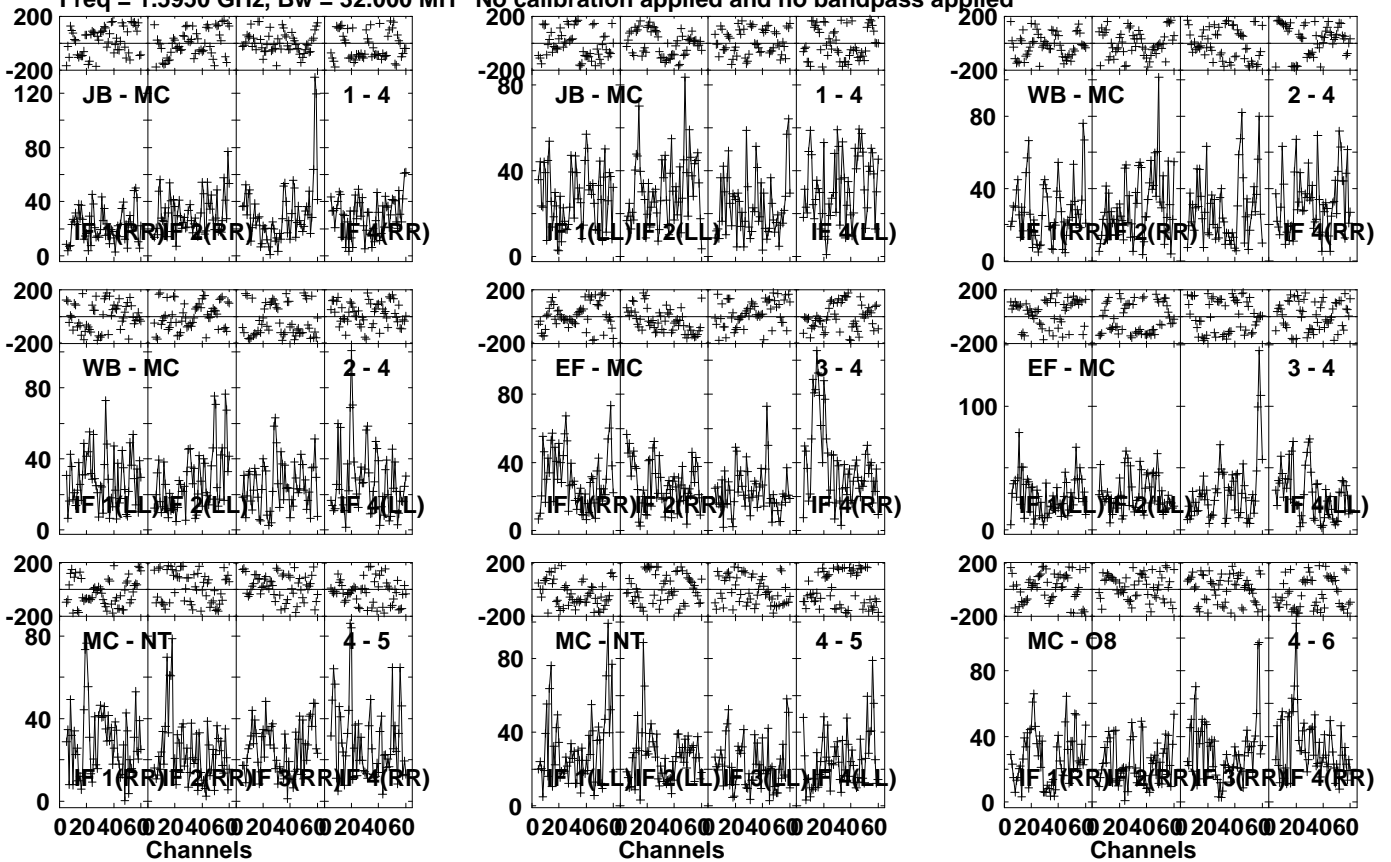
0204060 204060 204060 204060
Channels

Lower frame: Micro Ampl Jy Top frame: Phas deg
Vector averaged cross-power spectrum Several baselines displayed
Timerange: 00/12:46:31 to 00/13:00:59

Plot file version 43 created 10-OCT-2023 01:28:13

UGC1837 EV024G 4.UVDATA.1

Freq = 1.5950 GHz, Bw = 32.000 MH No calibration applied and no bandpass applied

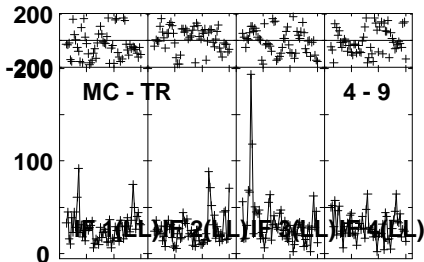
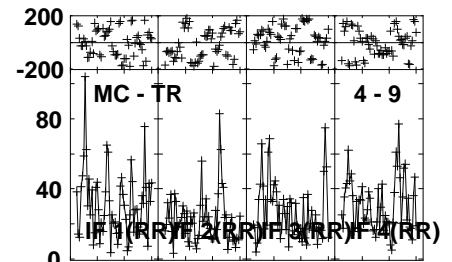
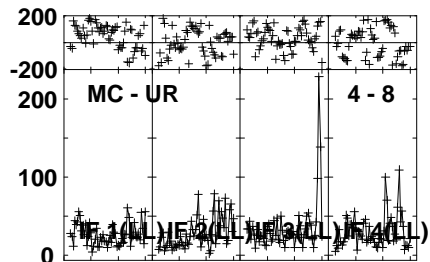
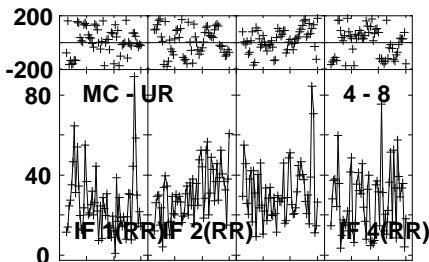
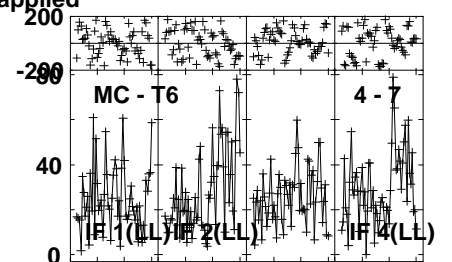
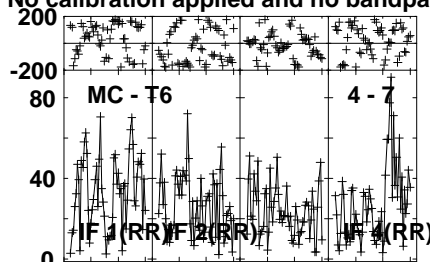
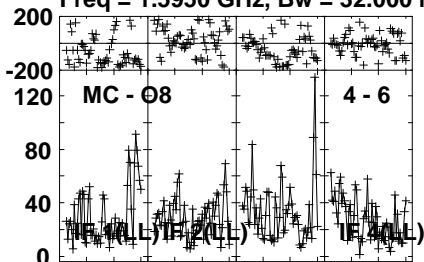


Lower frame: Micro Ampl Jy Top frame: Phas deg
Vector averaged cross-power spectrum Several baselines displayed
Timerange: 00/13:01:31 to 00/13:15:59

Plot file version 44 created 10-OCT-2023 01:28:13

UGC1837 EV024G 4.UVDATA.1

Freq = 1.5950 GHz, Bw = 32.000 MH No calibration applied and no bandpass applied



0204060 204060 204060 204060
Channels

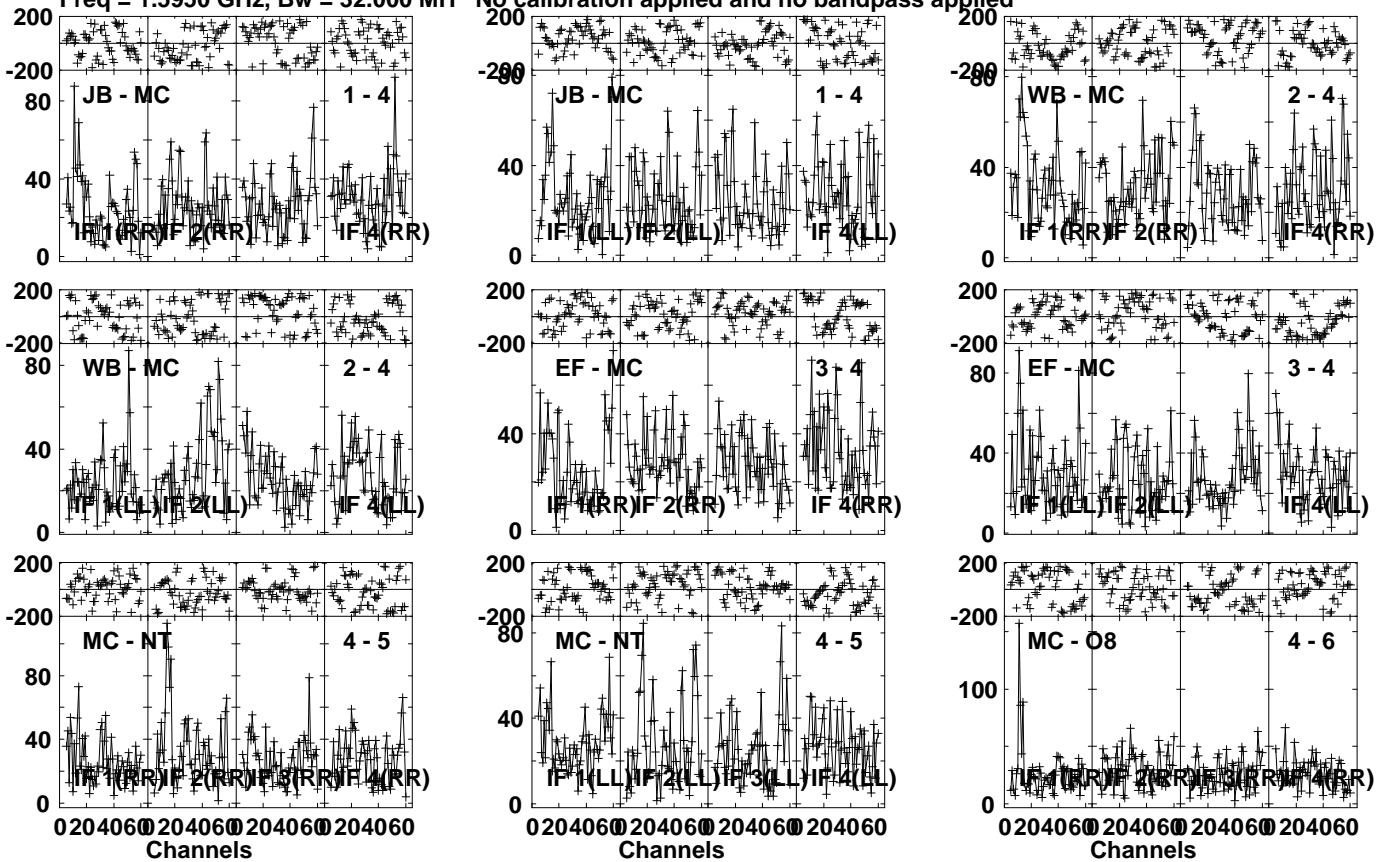
Lower frame: Micro Ampl Jy Top frame: Phas deg
Vector averaged cross-power spectrum Several baselines displayed
Timerange: 00/13:01:31 to 00/13:15:59

Plot file version 45 created 10-OCT-2023 01:28:13

UGC1837 EV024G 4.UVDATA.1

Freq = 1.5950 GHz, Bw = 32.000 MH

No calibration applied and no bandpass applied



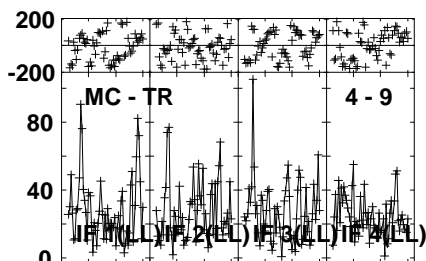
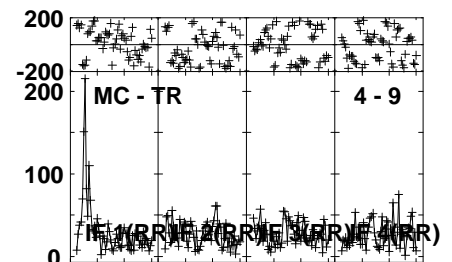
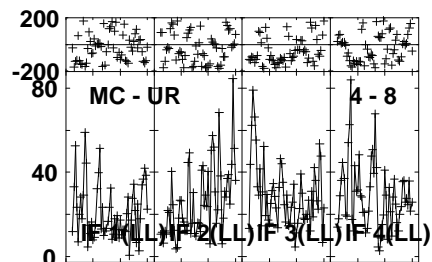
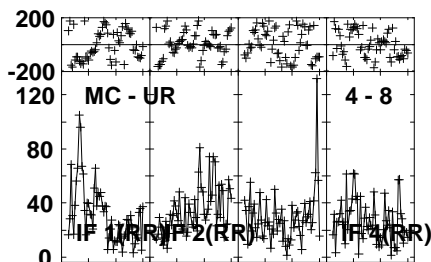
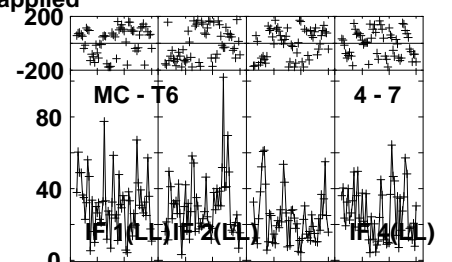
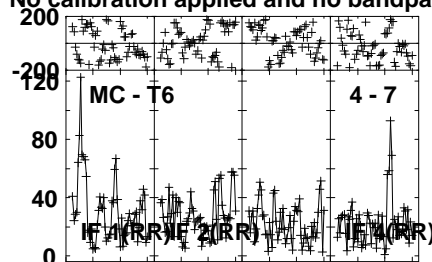
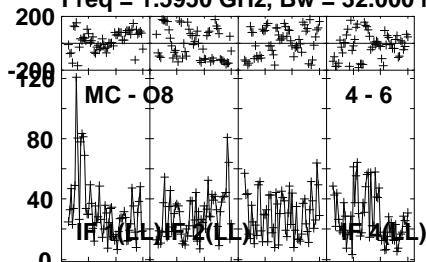
Lower frame: Micro Ampl Jy Top frame: Phas deg
Vector averaged cross-power spectrum Several baselines displayed
Timerange: 00/13:16:31 to 00/13:30:59

Plot file version 46 created 10-OCT-2023 01:28:14

UGC1837 EV024G 4.UVDATA.1

Freq = 1.5950 GHz, Bw = 32.000 MH

No calibration applied and no bandpass applied



0204060 204060 204060 204060
Channels

Lower frame: Micro Ampl Jy Top frame: Phas deg

Vector averaged cross-power spectrum Several baselines displayed

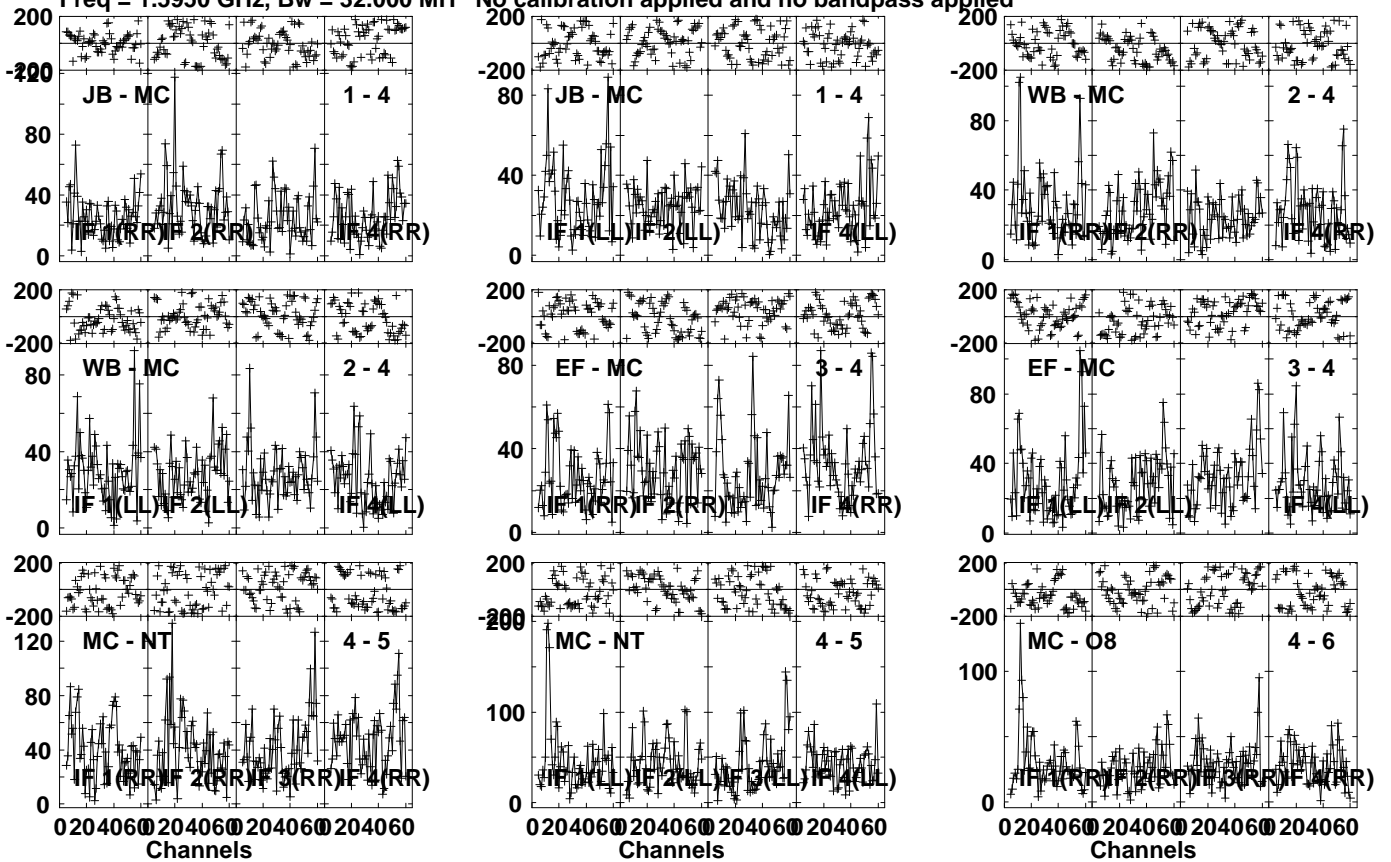
Timerange: 00/13:16:31 to 00/13:30:59

Plot file version 47 created 10-OCT-2023 01:28:14

UGC1837 EV024G 4.UVDATA.1

Freq = 1.5950 GHz, Bw = 32.000 MH

No calibration applied and no bandpass applied

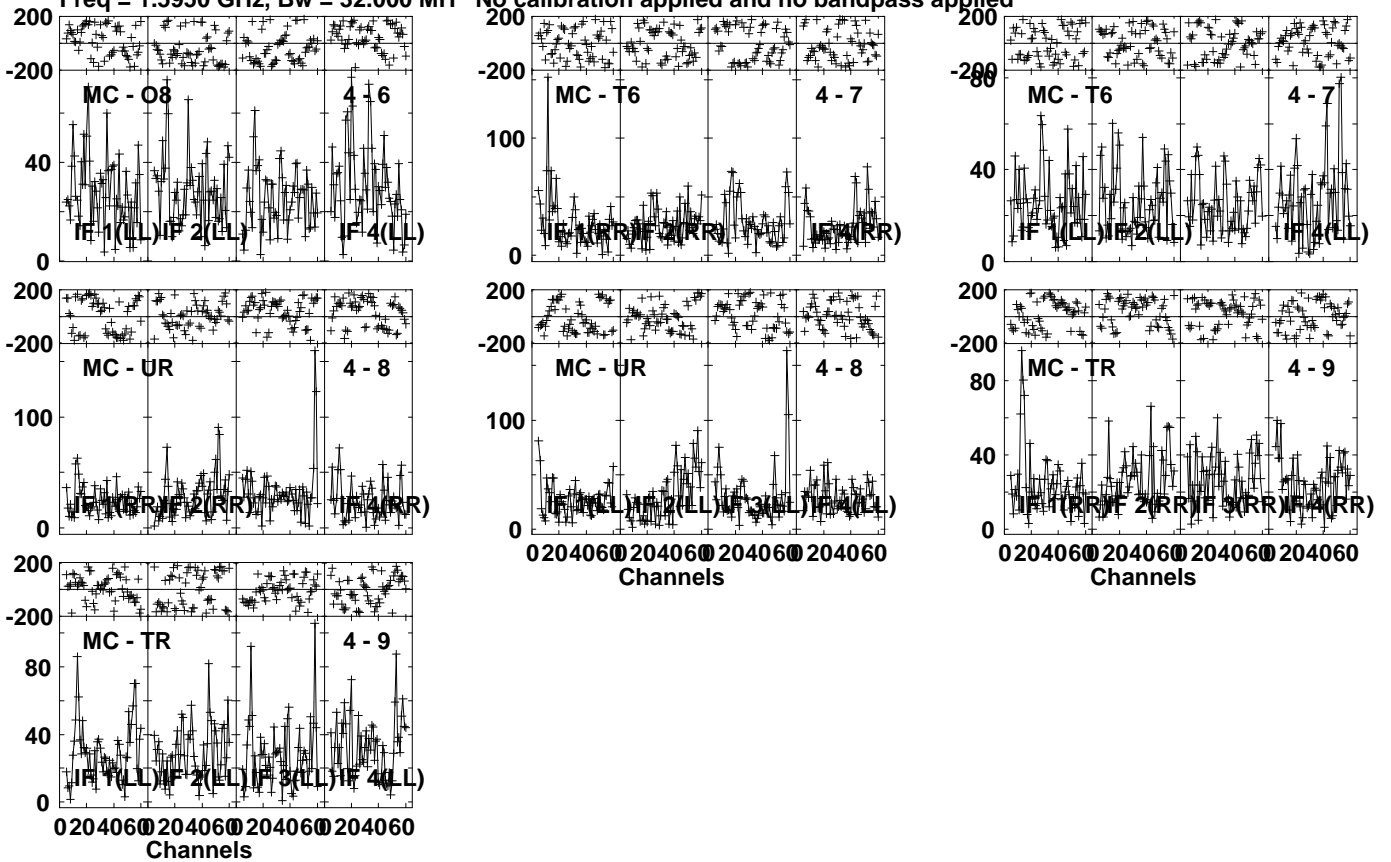


Lower frame: Micro Ampl Jy Top frame: Phas deg
Vector averaged cross-power spectrum Several baselines displayed
Timerange: 00/13:31:31 to 00/13:45:59

Plot file version 48 created 10-OCT-2023 01:28:14

UGC1837 EV024G 4.UVDATA.1

Freq = 1.5950 GHz, Bw = 32.000 MH No calibration applied and no bandpass applied

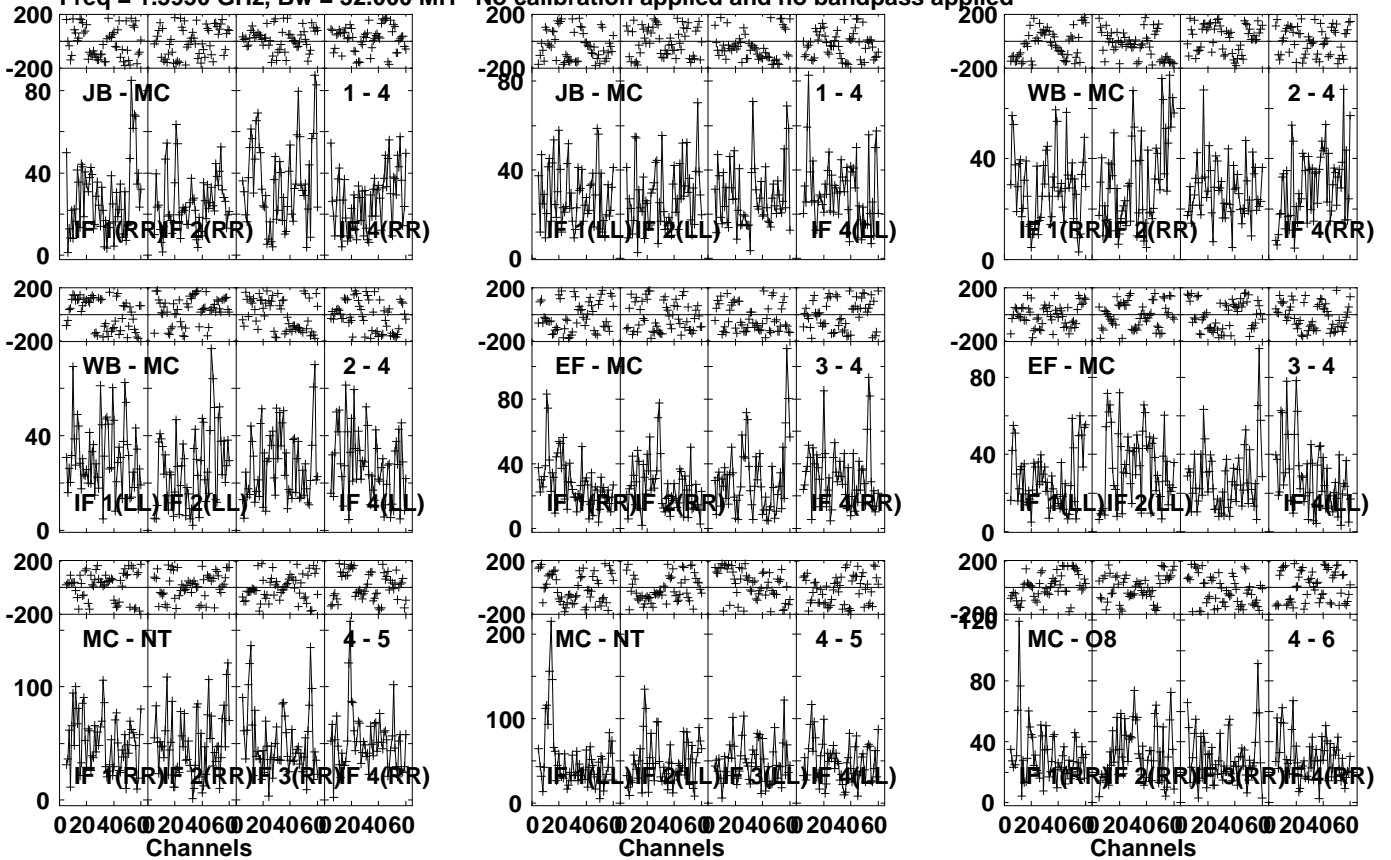


Lower frame: Micro Ampl Jy Top frame: Phas deg
Vector averaged cross-power spectrum Several baselines displayed
Timerange: 00/13:31:31 to 00/13:45:59

Plot file version 49 created 10-OCT-2023 01:28:15

UGC1837 EV024G 4.UVDATA.1

Freq = 1.5950 GHz, Bw = 32.000 MH No calibration applied and no bandpass applied



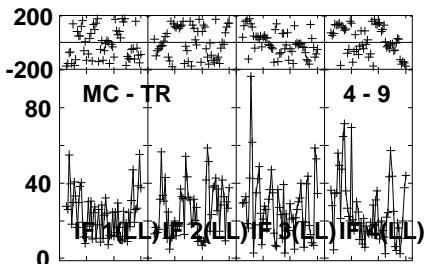
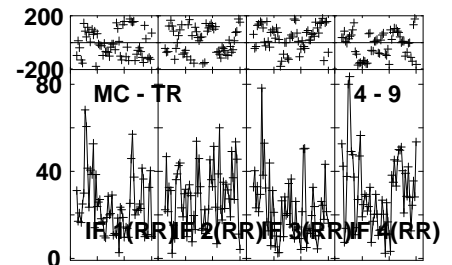
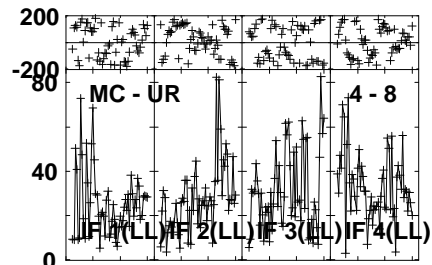
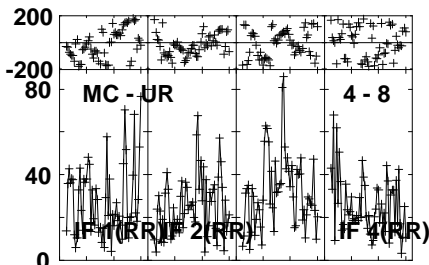
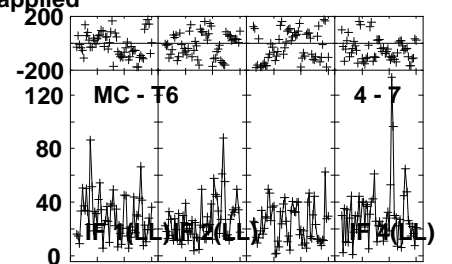
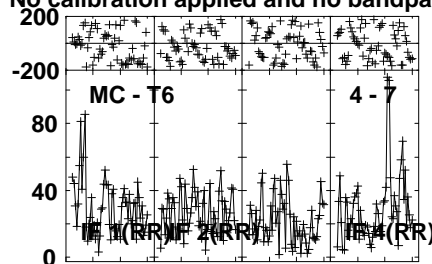
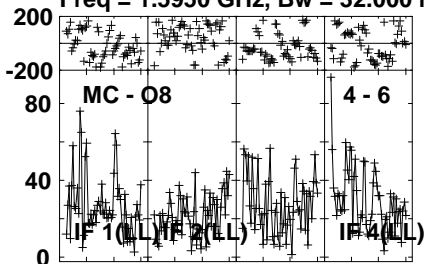
Lower frame: Micro Ampl Jy Top frame: Phas deg
Vector averaged cross-power spectrum Several baselines displayed
Timerange: 00/13:46:31 to 00/14:00:59

Plot file version 50 created 10-OCT-2023 01:28:15

UGC1837 EV024G 4.UVDATA.1

Freq = 1.5950 GHz, Bw = 32.000 MH

No calibration applied and no bandpass applied



0204060 204060 204060 204060

Channels

Lower frame: Micro Ampl Jy Top frame: Phas deg

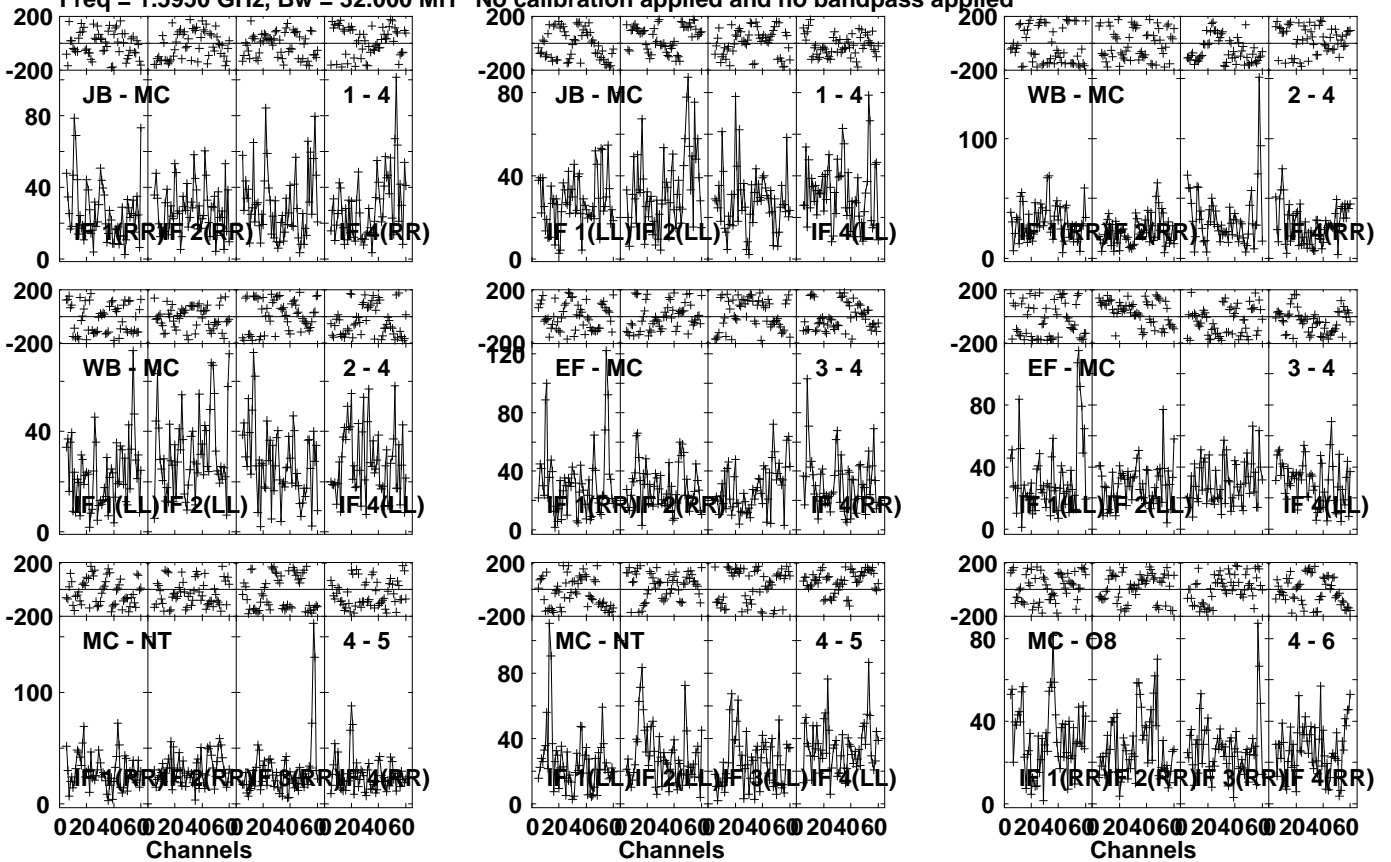
Vector averaged cross-power spectrum Several baselines displayed

Timerange: 00/13:46:31 to 00/14:00:59

Plot file version 51 created 10-OCT-2023 01:28:15

UGC1837 EV024G 4.UVDATA.1

Freq = 1.5950 GHz, Bw = 32.000 MH No calibration applied and no bandpass applied

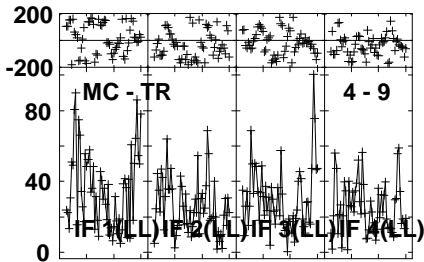
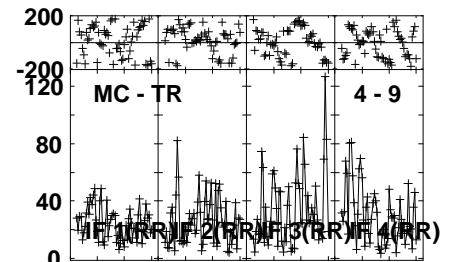
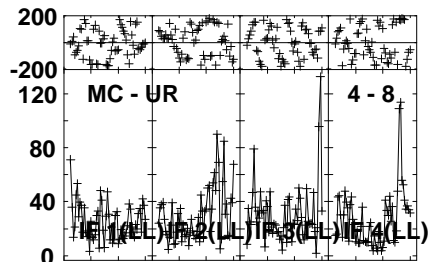
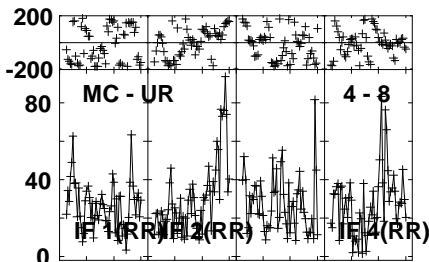
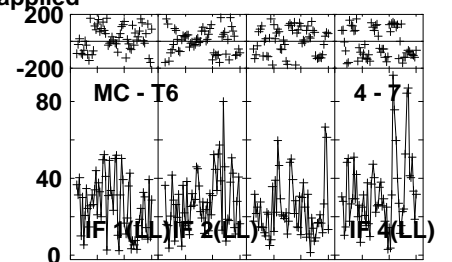
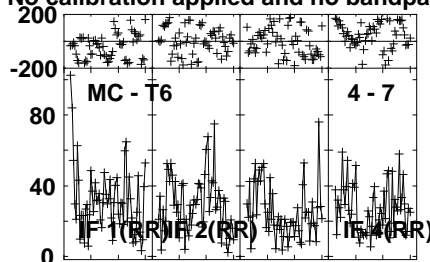
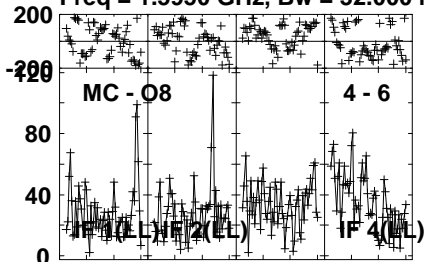


Lower frame: Micro Ampl Jy Top frame: Phas deg
Vector averaged cross-power spectrum Several baselines displayed
Timerange: 00/14:01:31 to 00/14:15:59

Plot file version 52 created 10-OCT-2023 01:28:16

UGC1837 EV024G 4.UVDATA.1

Freq = 1.5950 GHz, Bw = 32.000 MH No calibration applied and no bandpass applied



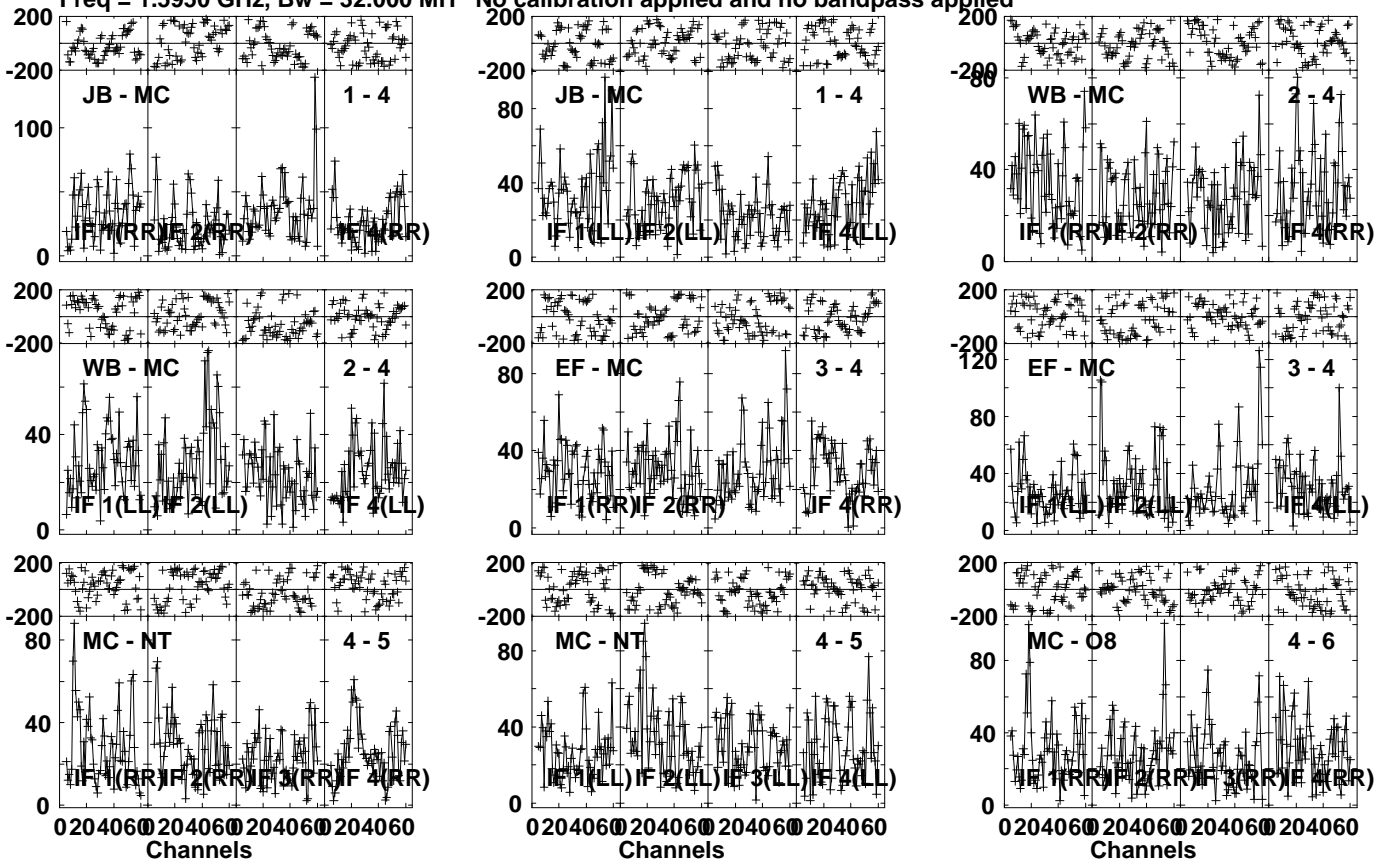
0204060 204060 204060 204060
Channels

Lower frame: Micro Ampl Jy Top frame: Phas deg
Vector averaged cross-power spectrum Several baselines displayed
Timerange: 00/14:01:31 to 00/14:15:59

Plot file version 53 created 10-OCT-2023 01:28:16

UGC1837 EV024G 4.UVDATA.1

Freq = 1.5950 GHz, Bw = 32.000 MH No calibration applied and no bandpass applied



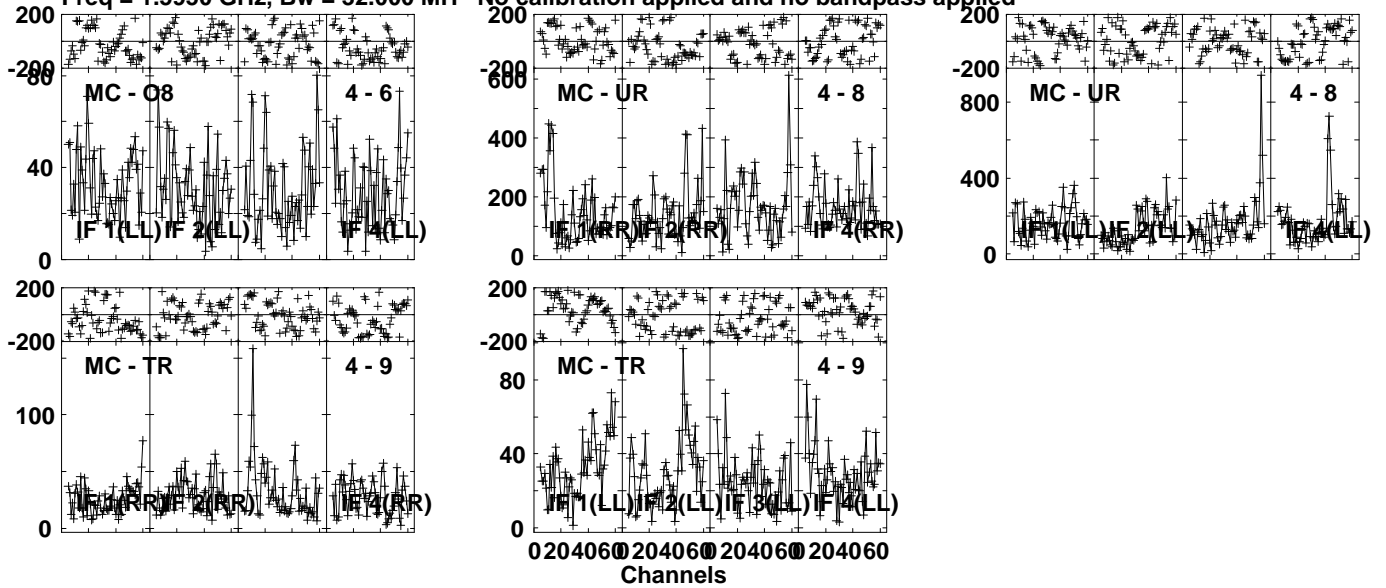
Lower frame: Micro Ampl Jy Top frame: Phas deg
Vector averaged cross-power spectrum Several baselines displayed
Timerange: 00/14:46:31 to 00/15:00:59

Plot file version 54 created 10-OCT-2023 01:28:17

UGC1837 EV024G 4.UVDATA.1

Freq = 1.5950 GHz, Bw = 32.000 MH

No calibration applied and no bandpass applied

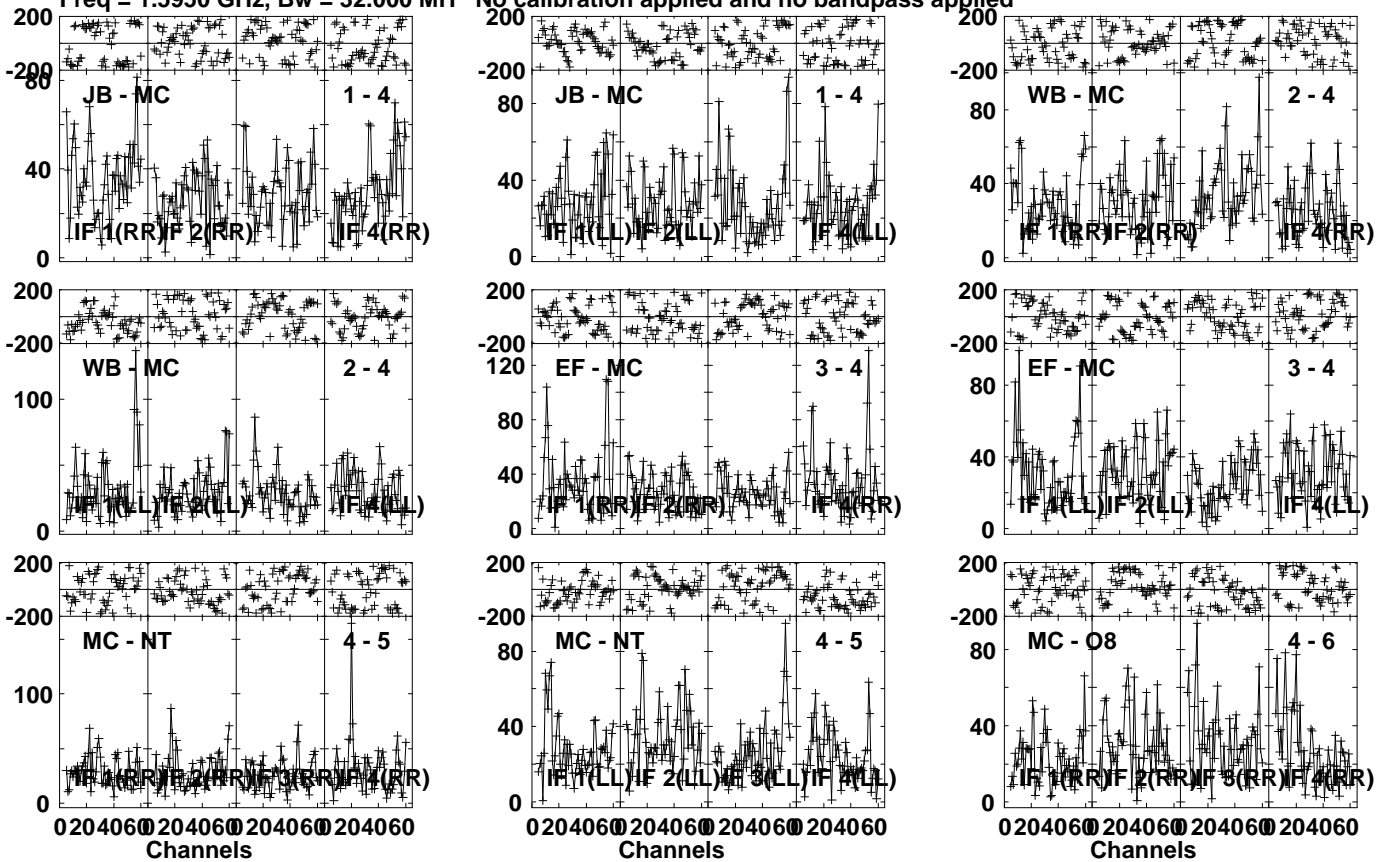


Lower frame: Micro Ampl Jy Top frame: Phas deg
Vector averaged cross-power spectrum Several baselines displayed
Timerange: 00/14:46:31 to 00/15:00:59

Plot file version 55 created 10-OCT-2023 01:28:17

UGC1837 EV024G 4.UVDATA.1

Freq = 1.5950 GHz, Bw = 32.000 MH No calibration applied and no bandpass applied

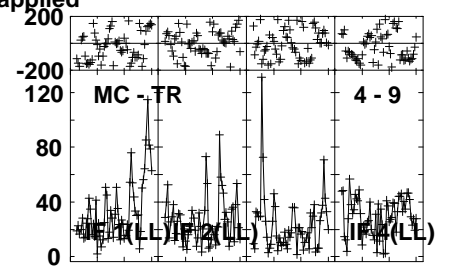
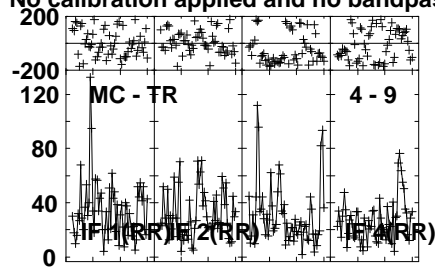
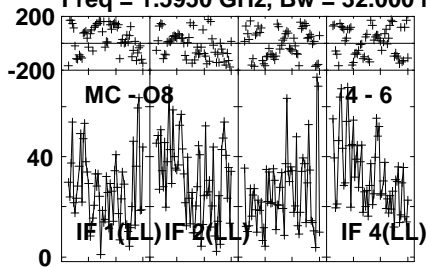


Lower frame: Micro Ampl Jy Top frame: Phas deg
Vector averaged cross-power spectrum Several baselines displayed
Timerange: 00/15:01:31 to 00/15:15:59

Plot file version 56 created 10-OCT-2023 01:28:17

UGC1837 EV024G 4.UVDATA.1

Freq = 1.5950 GHz, Bw = 32.000 MH No calibration applied and no bandpass applied



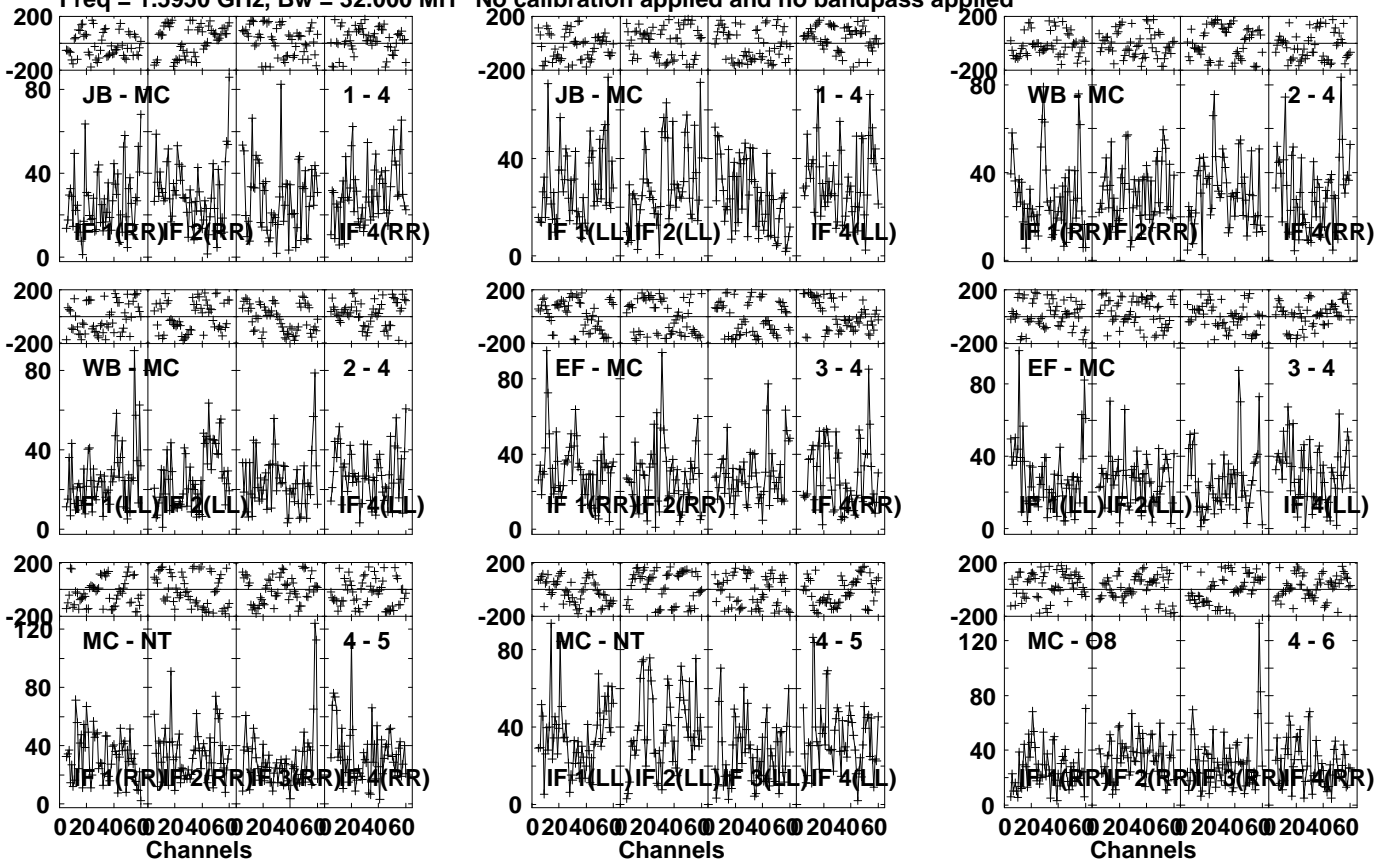
Lower frame: Micro Ampl Jy Top frame: Phas deg
Vector averaged cross-power spectrum Several baselines displayed
Timerange: 00/15:01:31 to 00/15:15:59

Plot file version 57 created 10-OCT-2023 01:28:17

UGC1837 EV024G 4.UVDATA.1

Freq = 1.5950 GHz, Bw = 32.000 MH

No calibration applied and no bandpass applied

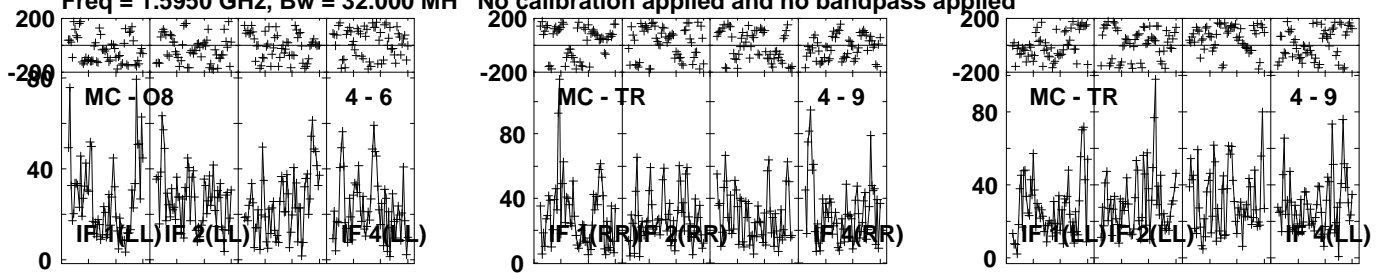


Lower frame: Micro Ampl Jy Top frame: Phas deg
Vector averaged cross-power spectrum Several baselines displayed
Timerange: 00/15:16:31 to 00/15:30:59

Plot file version 58 created 10-OCT-2023 01:28:18

UGC1837 EV024G 4.UVDATA.1

Freq = 1.5950 GHz, Bw = 32.000 MH No calibration applied and no bandpass applied



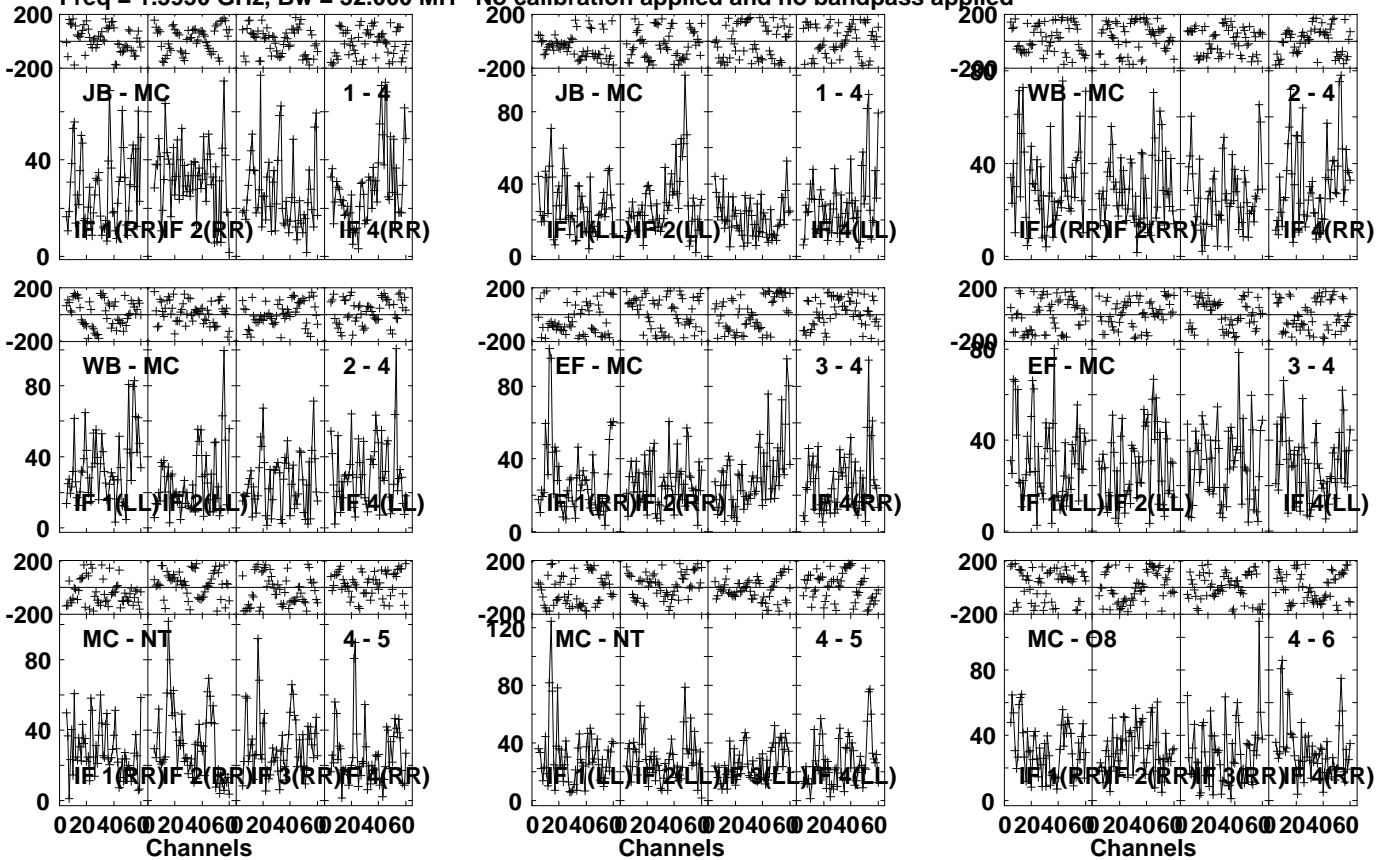
Lower frame: Micro Ampl Jy Top frame: Phas deg
Vector averaged cross-power spectrum Several baselines displayed
Timerange: 00/15:16:31 to 00/15:30:59

Plot file version 59 created 10-OCT-2023 01:28:18

UGC1837 EV024G 4.UVDATA.1

Freq = 1.5950 GHz, Bw = 32.000 MH

No calibration applied and no bandpass applied

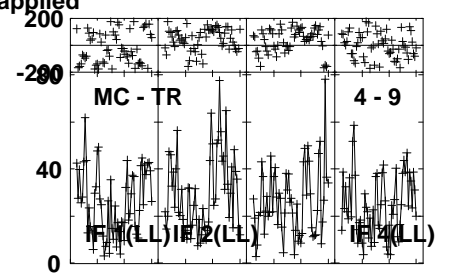
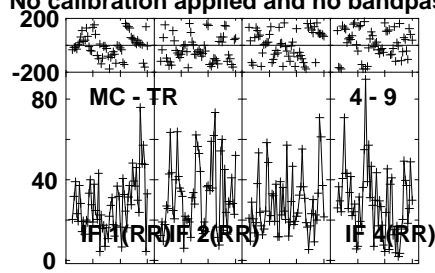
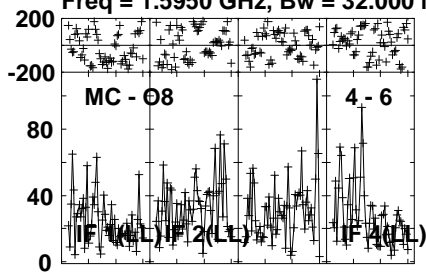


Lower frame: Micro Ampl Jy Top frame: Phas deg
Vector averaged cross-power spectrum Several baselines displayed
Timerange: 00:15:31:31 to 00:15:45:59

Plot file version 60 created 10-OCT-2023 01:28:18

UGC1837 EV024G 4.UVDATA.1

Freq = 1.5950 GHz, Bw = 32.000 MH No calibration applied and no bandpass applied



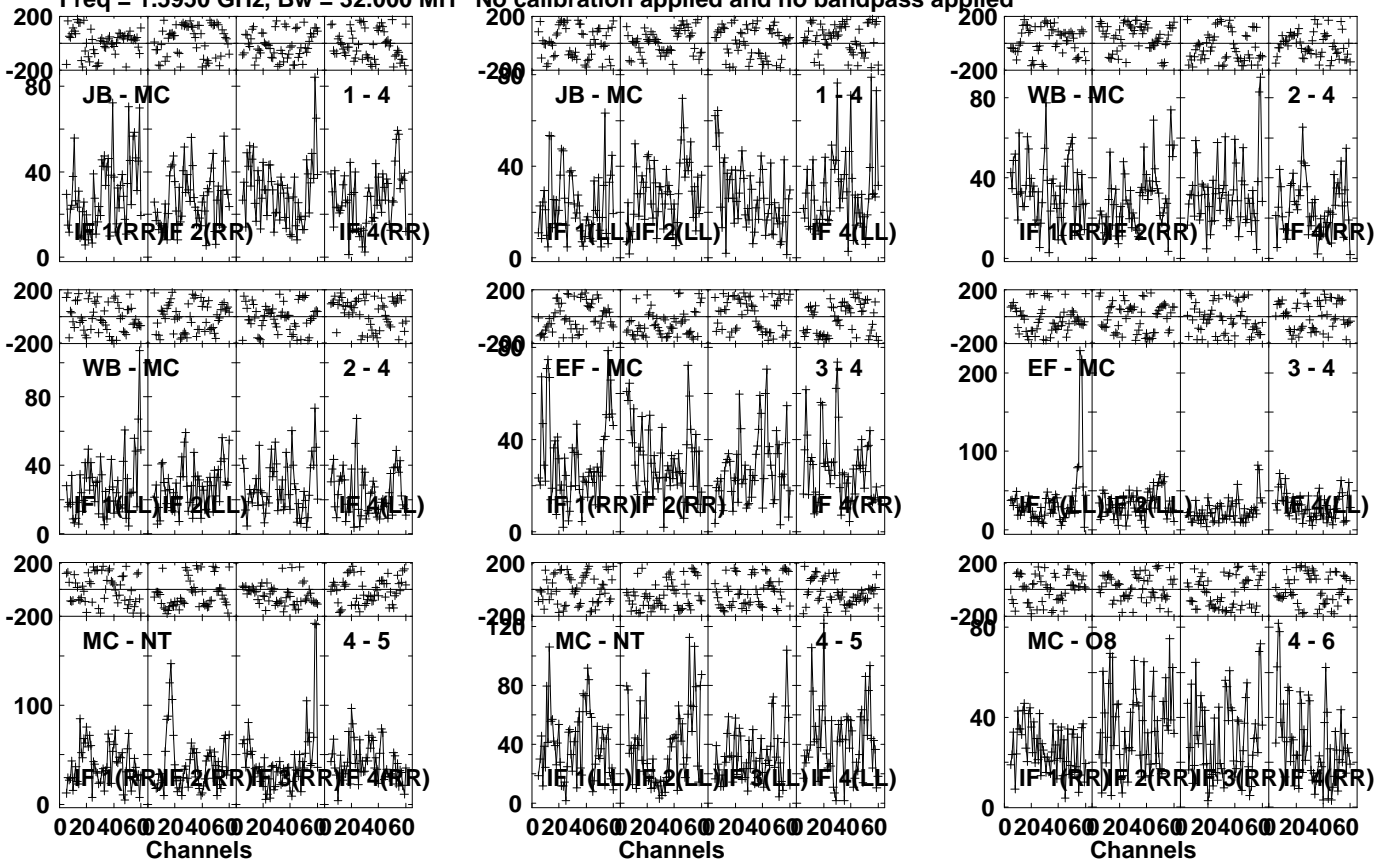
Lower frame: Micro Ampl Jy Top frame: Phas deg
Vector averaged cross-power spectrum Several baselines displayed
Timerange: 00/15:31:31 to 00/15:45:59

Plot file version 61 created 10-OCT-2023 01:28:18

UGC1837 EV024G 4.UVDATA.1

Freq = 1.5950 GHz, Bw = 32.000 MH

No calibration applied and no bandpass applied

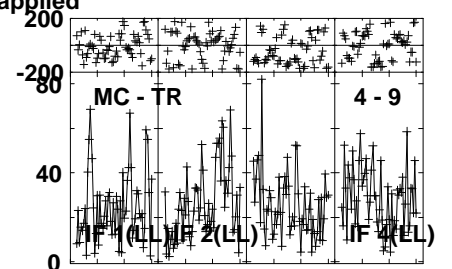
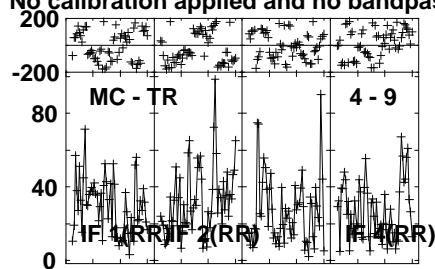
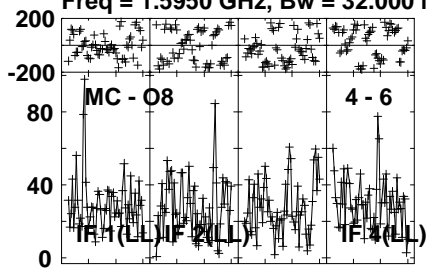


Lower frame: Micro Ampl Jy Top frame: Phas deg
Vector averaged cross-power spectrum Several baselines displayed
Timerange: 00/15:46:31 to 00/16:00:59

Plot file version 62 created 10-OCT-2023 01:28:18

UGC1837 EV024G 4.UVDATA.1

Freq = 1.5950 GHz, Bw = 32.000 MH No calibration applied and no bandpass applied



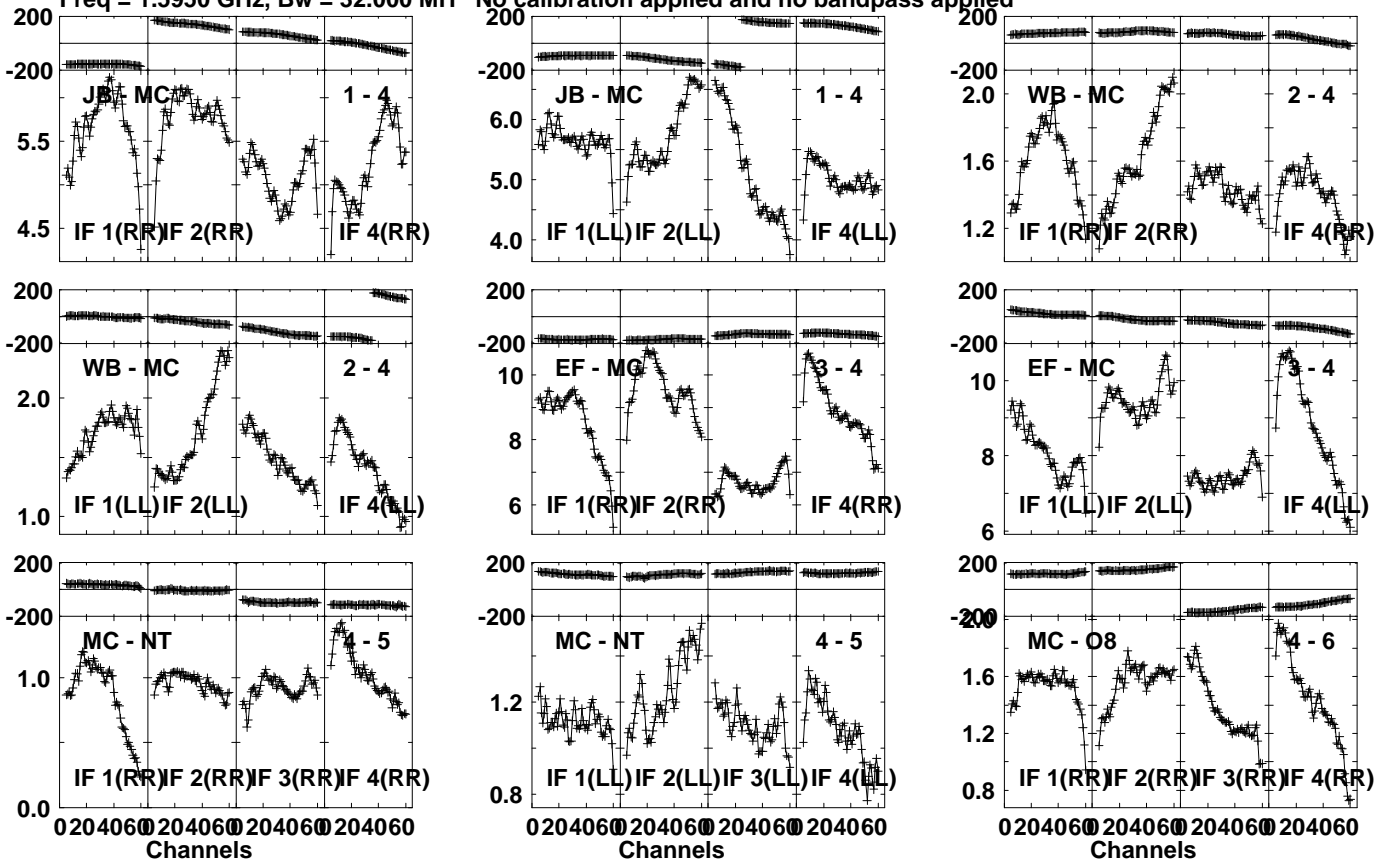
Lower frame: Micro Ampl Jy Top frame: Phas deg
Vector averaged cross-power spectrum Several baselines displayed
Timerange: 00/15:46:31 to 00/16:00:59

Plot file version 63 created 10-OCT-2023 01:28:18

0133+476 EV024G 4.UVDATA.1

Freq = 1.5950 GHz, Bw = 32.000 MH

No calibration applied and no bandpass applied

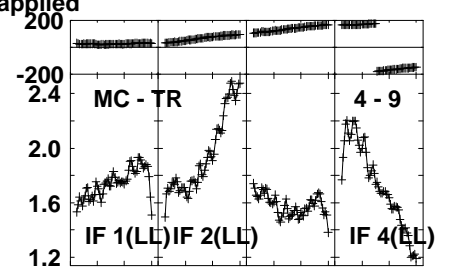
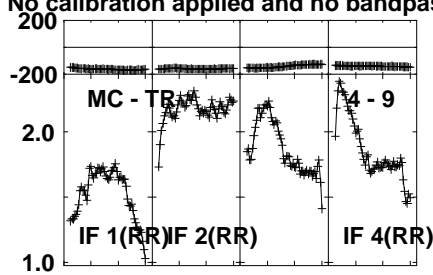
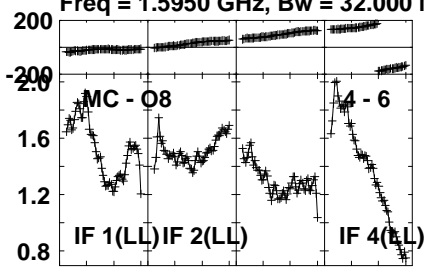


Lower frame: Milli Ampl Jy Top frame: Phas deg
Vector averaged cross-power spectrum Several baselines displayed
Timerange: 00/16:03:01 to 00/16:07:59

Plot file version 64 created 10-OCT-2023 01:28:19

0133+476 EV024G 4.UVDATA.1

Freq = 1.5950 GHz, Bw = 32.000 MH No calibration applied and no bandpass applied



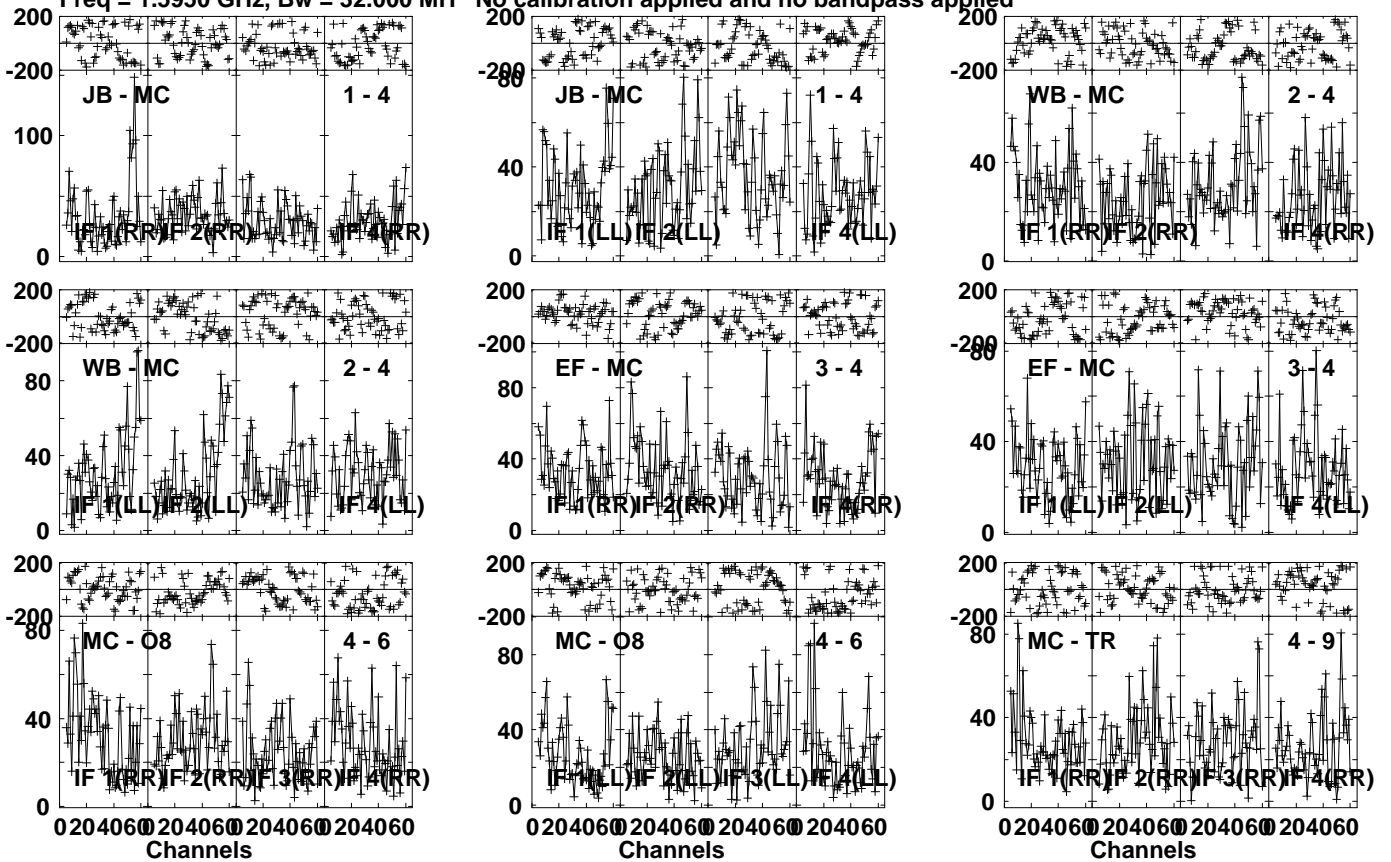
Lower frame: Milli Ampl Jy Top frame: Phas deg
Vector averaged cross-power spectrum Several baselines displayed
Timerange: 00/16:03:01 to 00/16:07:59

Plot file version 65 created 10-OCT-2023 01:28:19

UGC1837 EV024G 4.UVDATA.1

Freq = 1.5950 GHz, Bw = 32.000 MH

No calibration applied and no bandpass applied

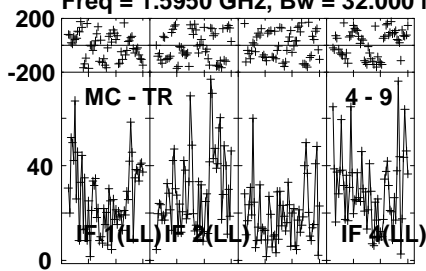


Lower frame: Micro Ampl Jy Top frame: Phas deg
Vector averaged cross-power spectrum Several baselines displayed
Timerange: 00/16:09:11 to 00/16:22:59

Plot file version 66 created 10-OCT-2023 01:28:19

UGC1837 EV024G 4.UVDATA.1

Freq = 1.5950 GHz, Bw = 32.000 MH No calibration applied and no bandpass applied



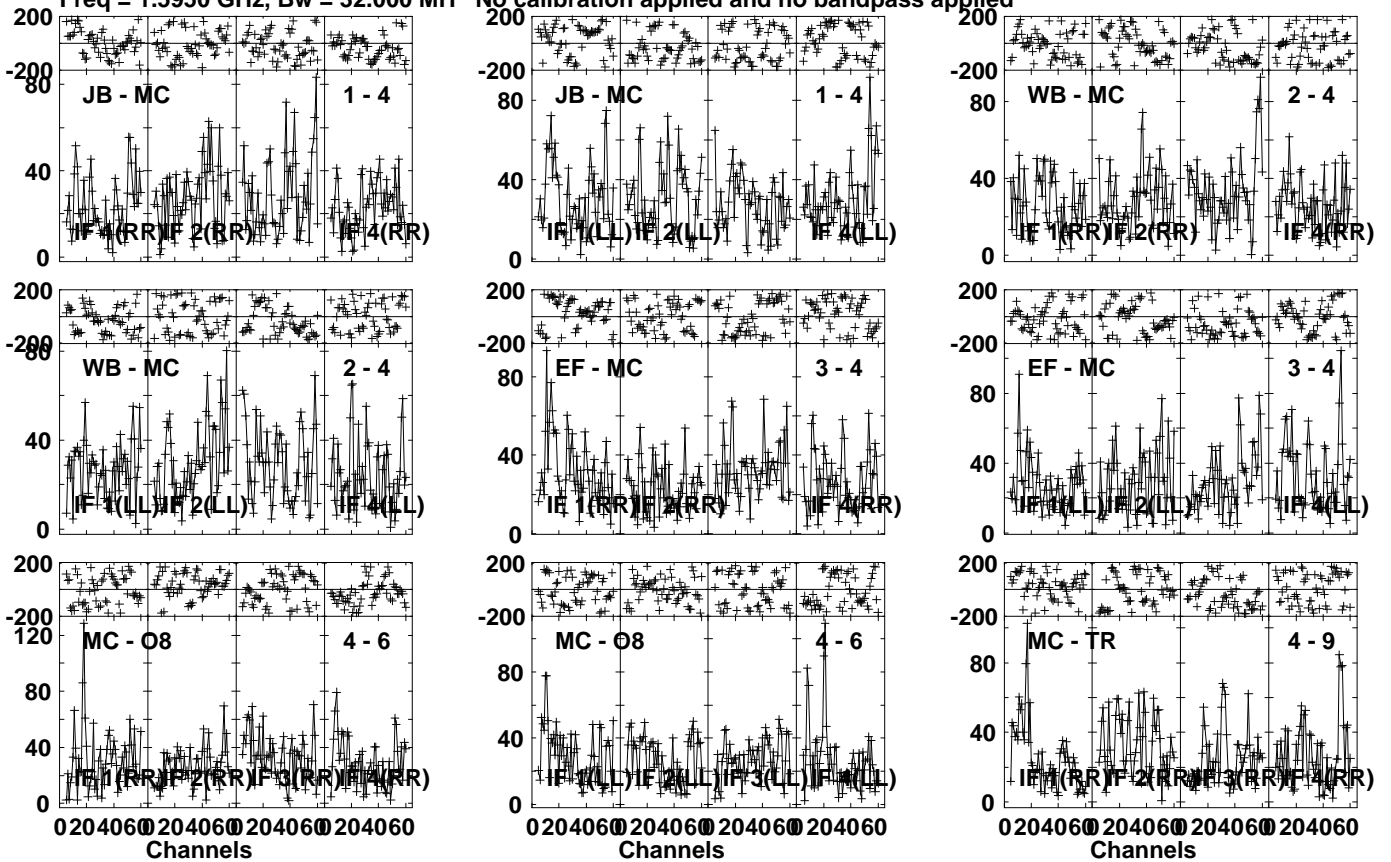
Lower frame: Micro Ampl Jy Top frame: Phas deg
Vector averaged cross-power spectrum Several baselines displayed
Timerange: 00/16:09:11 to 00/16:22:59

Plot file version 67 created 10-OCT-2023 01:28:19

UGC1837 EV024G 4.UVDATA.1

Freq = 1.5950 GHz, Bw = 32.000 MH

No calibration applied and no bandpass applied

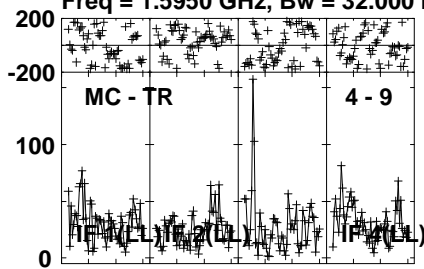


Lower frame: Micro Ampl Jy Top frame: Phas deg
Vector averaged cross-power spectrum Several baselines displayed
Timerange: 00/16:23:31 to 00/16:37:59

Plot file version 68 created 10-OCT-2023 01:28:19

UGC1837 EV024G 4.UVDATA.1

Freq = 1.5950 GHz, Bw = 32.000 MH No calibration applied and no bandpass applied



Lower frame: Micro Ampl Jy Top frame: Phas deg

Vector averaged cross-power spectrum Several baselines displayed

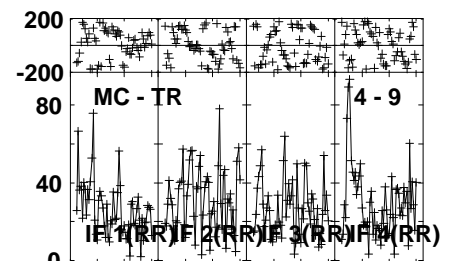
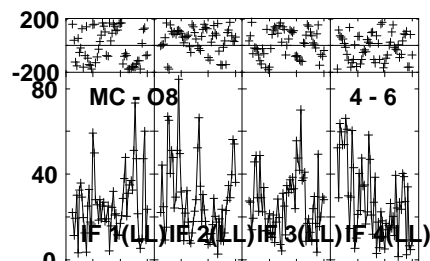
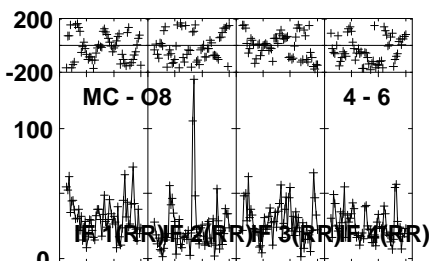
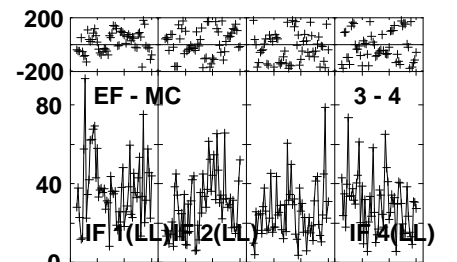
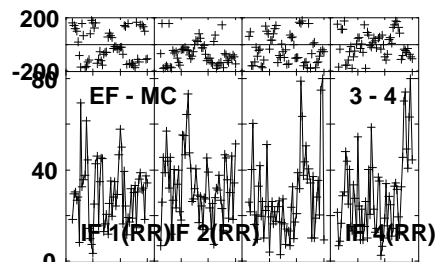
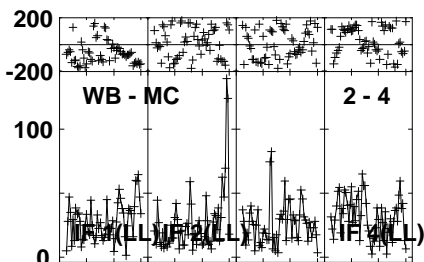
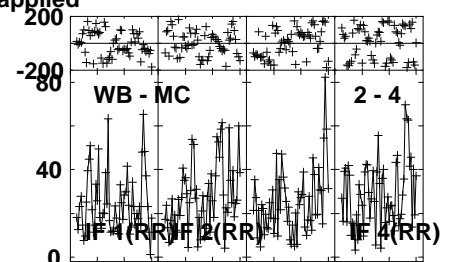
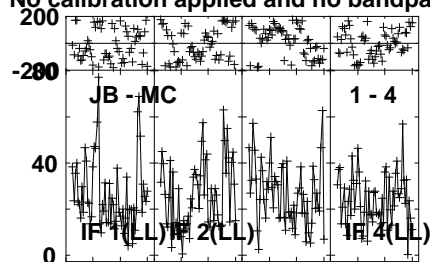
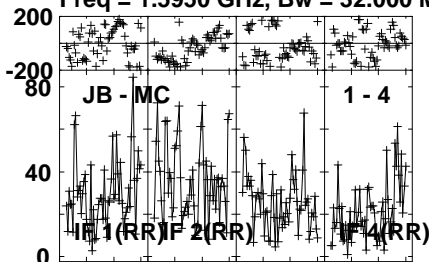
Timerange: 00/16:23:31 to 00/16:37:59

Plot file version 69 created 10-OCT-2023 01:28:19

UGC1837 EV024G 4.UVDATA.1

Freq = 1.5950 GHz, Bw = 32.000 MH

No calibration applied and no bandpass applied

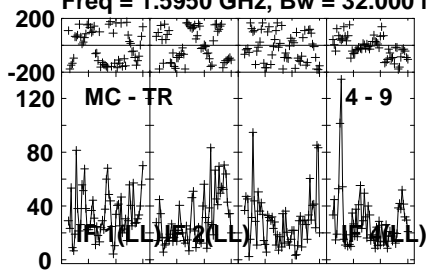


Lower frame: Micro Ampl Jy Top frame: Phas deg
Vector averaged cross-power spectrum Several baselines displayed
Timerange: 00/16:38:31 to 00/16:52:59

Plot file version 70 created 10-OCT-2023 01:28:20

UGC1837 EV024G 4.UVDATA.1

Freq = 1.5950 GHz, Bw = 32.000 MH No calibration applied and no bandpass applied



Lower frame: Micro Ampl Jy Top frame: Phas deg

Vector averaged cross-power spectrum Several baselines displayed

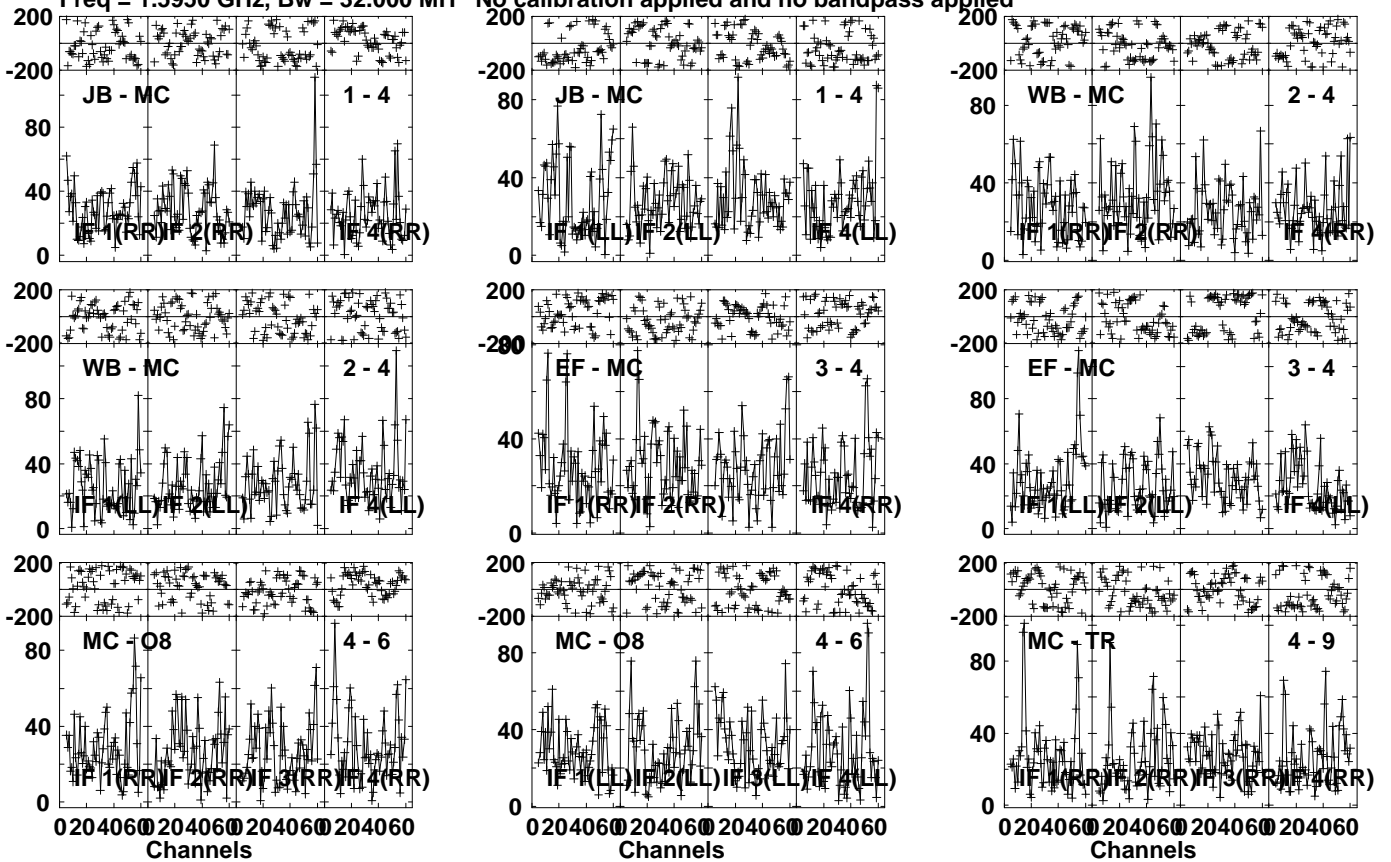
Timerange: 00/16:38:31 to 00/16:52:59

Plot file version 71 created 10-OCT-2023 01:28:20

UGC1837 EV024G 4.UVDATA.1

Freq = 1.5950 GHz, Bw = 32.000 MH

No calibration applied and no bandpass applied

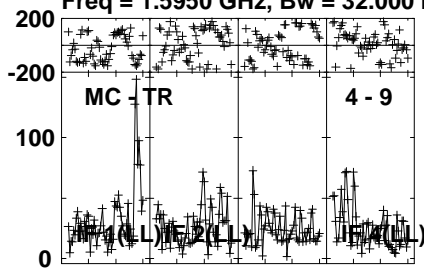


Lower frame: Micro Ampl Jy Top frame: Phas deg
Vector averaged cross-power spectrum Several baselines displayed
Timerange: 00/16:53:31 to 00/17:07:59

Plot file version 72 created 10-OCT-2023 01:28:20

UGC1837 EV024G 4.UVDATA.1

Freq = 1.5950 GHz, Bw = 32.000 MH No calibration applied and no bandpass applied



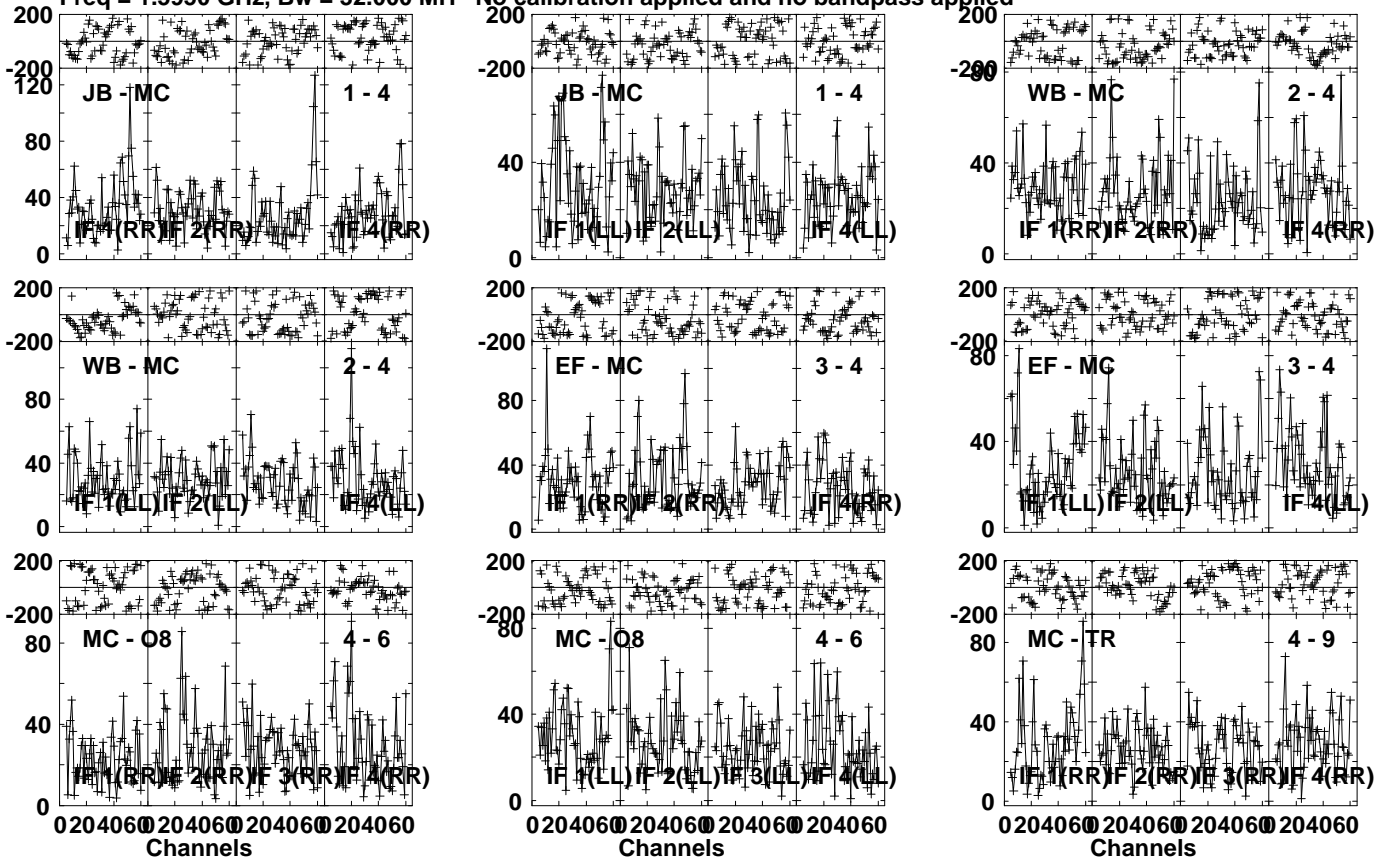
Lower frame: Micro Ampl Jy Top frame: Phas deg
Vector averaged cross-power spectrum Several baselines displayed
Timerange: 00/16:53:31 to 00/17:07:59

Plot file version 73 created 10-OCT-2023 01:28:20

UGC1837 EV024G 4.UVDATA.1

Freq = 1.5950 GHz, Bw = 32.000 MH

No calibration applied and no bandpass applied

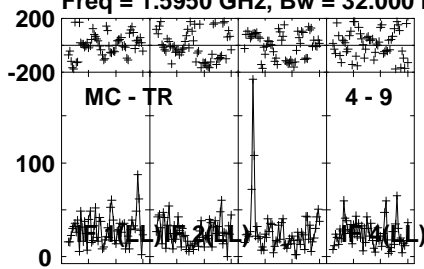


Lower frame: Micro Ampl Jy Top frame: Phas deg
Vector averaged cross-power spectrum Several baselines displayed
Timerange: 00/17:08:31 to 00/17:22:59

Plot file version 74 created 10-OCT-2023 01:28:21

UGC1837 EV024G 4.UVDATA.1

Freq = 1.5950 GHz, Bw = 32.000 MH No calibration applied and no bandpass applied



Lower frame: Micro Ampl Jy Top frame: Phas deg

Vector averaged cross-power spectrum Several baselines displayed

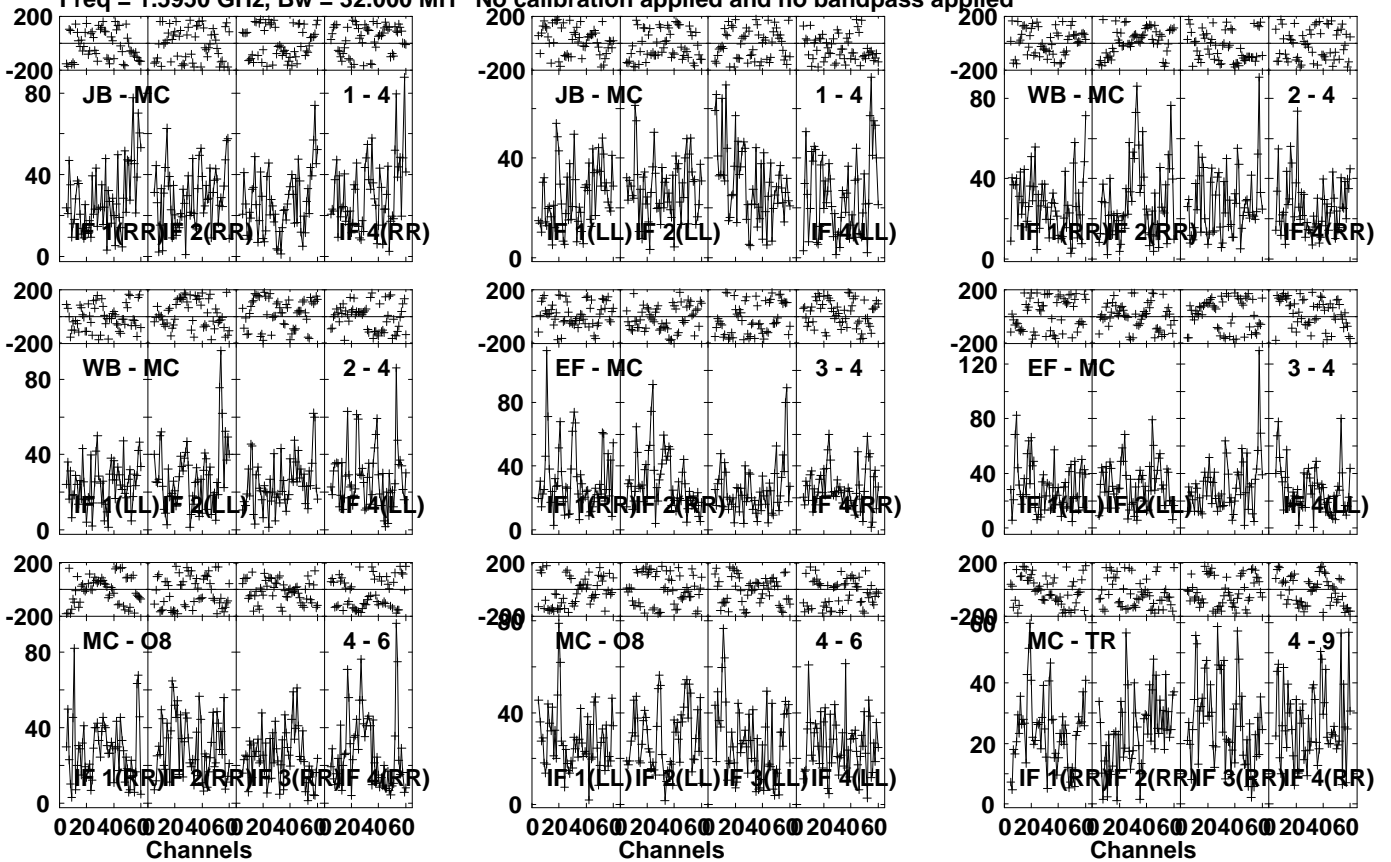
Timerange: 00/17:08:31 to 00/17:22:59

Plot file version 75 created 10-OCT-2023 01:28:21

UGC1837 EV024G 4.UVDATA.1

Freq = 1.5950 GHz, Bw = 32.000 MH

No calibration applied and no bandpass applied

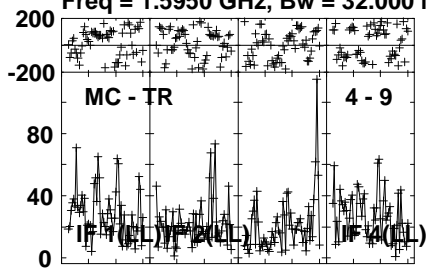


Lower frame: Micro Ampl Jy Top frame: Phas deg
Vector averaged cross-power spectrum Several baselines displayed
Timerange: 00/17:23:31 to 00/17:37:59

Plot file version 76 created 10-OCT-2023 01:28:21

UGC1837 EV024G 4.UVDATA.1

Freq = 1.5950 GHz, Bw = 32.000 MH No calibration applied and no bandpass applied



Lower frame: Micro Ampl Jy Top frame: Phas deg

Vector averaged cross-power spectrum Several baselines displayed

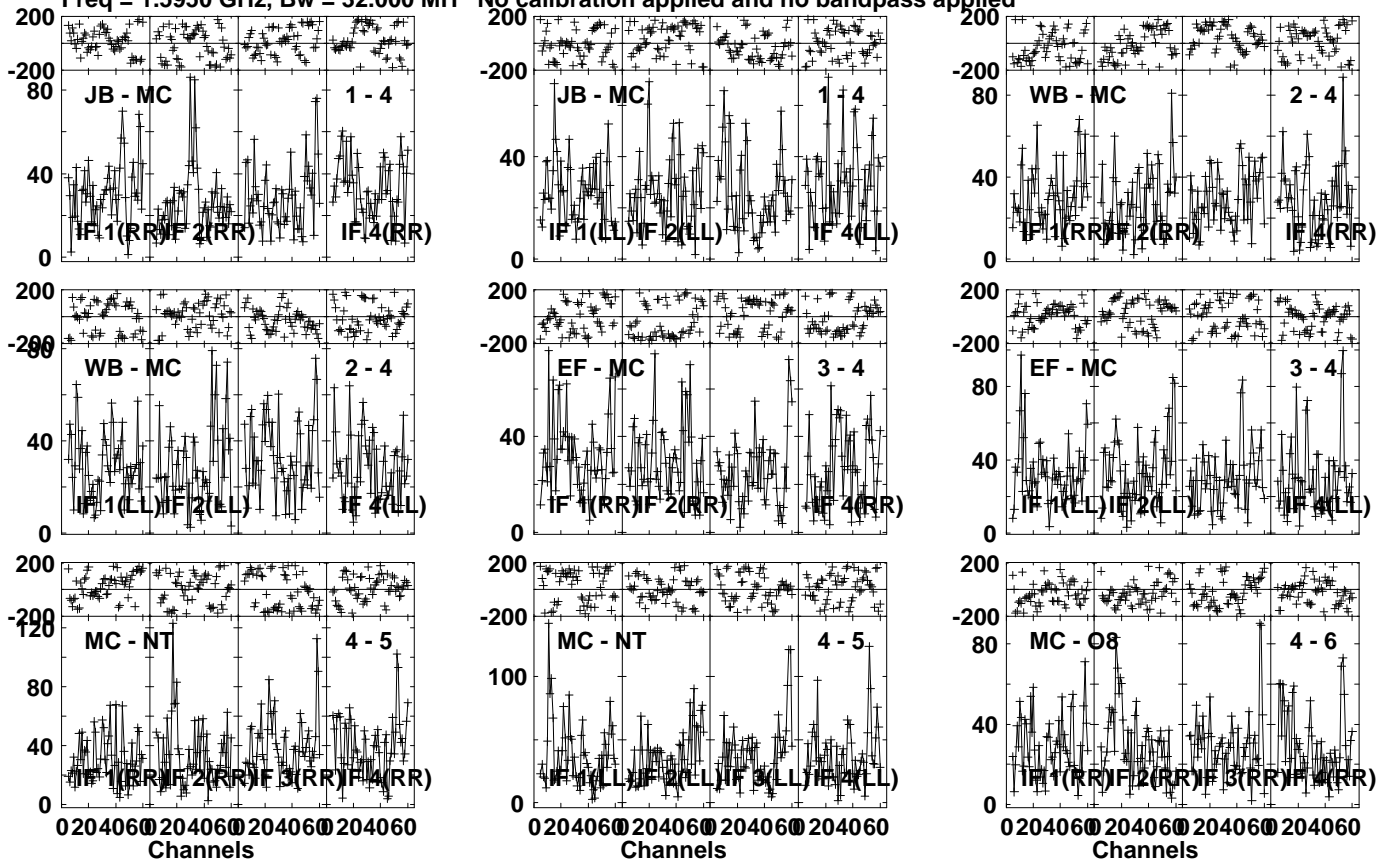
Timerange: 00/17:23:31 to 00/17:37:59

Plot file version 77 created 10-OCT-2023 01:28:21

UGC1837 EV024G 4.UVDATA.1

Freq = 1.5950 GHz, Bw = 32.000 MH

No calibration applied and no bandpass applied

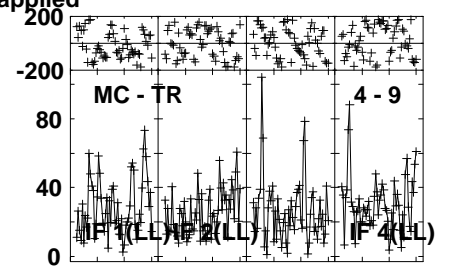
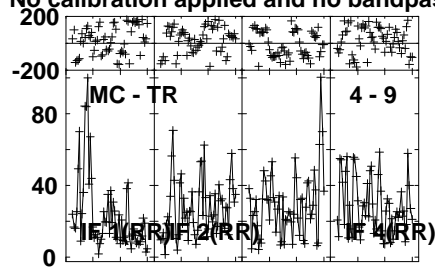
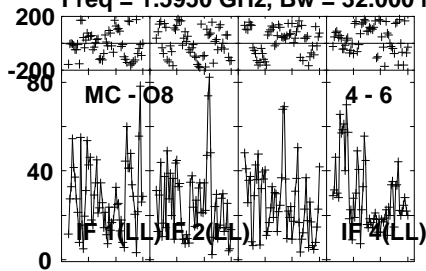


Lower frame: Micro Ampl Jy Top frame: Phas deg
Vector averaged cross-power spectrum Several baselines displayed
Timerange: 00/17:38:31 to 00/17:52:59

Plot file version 78 created 10-OCT-2023 01:28:21

UGC1837 EV024G 4.UVDATA.1

Freq = 1.5950 GHz, Bw = 32.000 MH No calibration applied and no bandpass applied

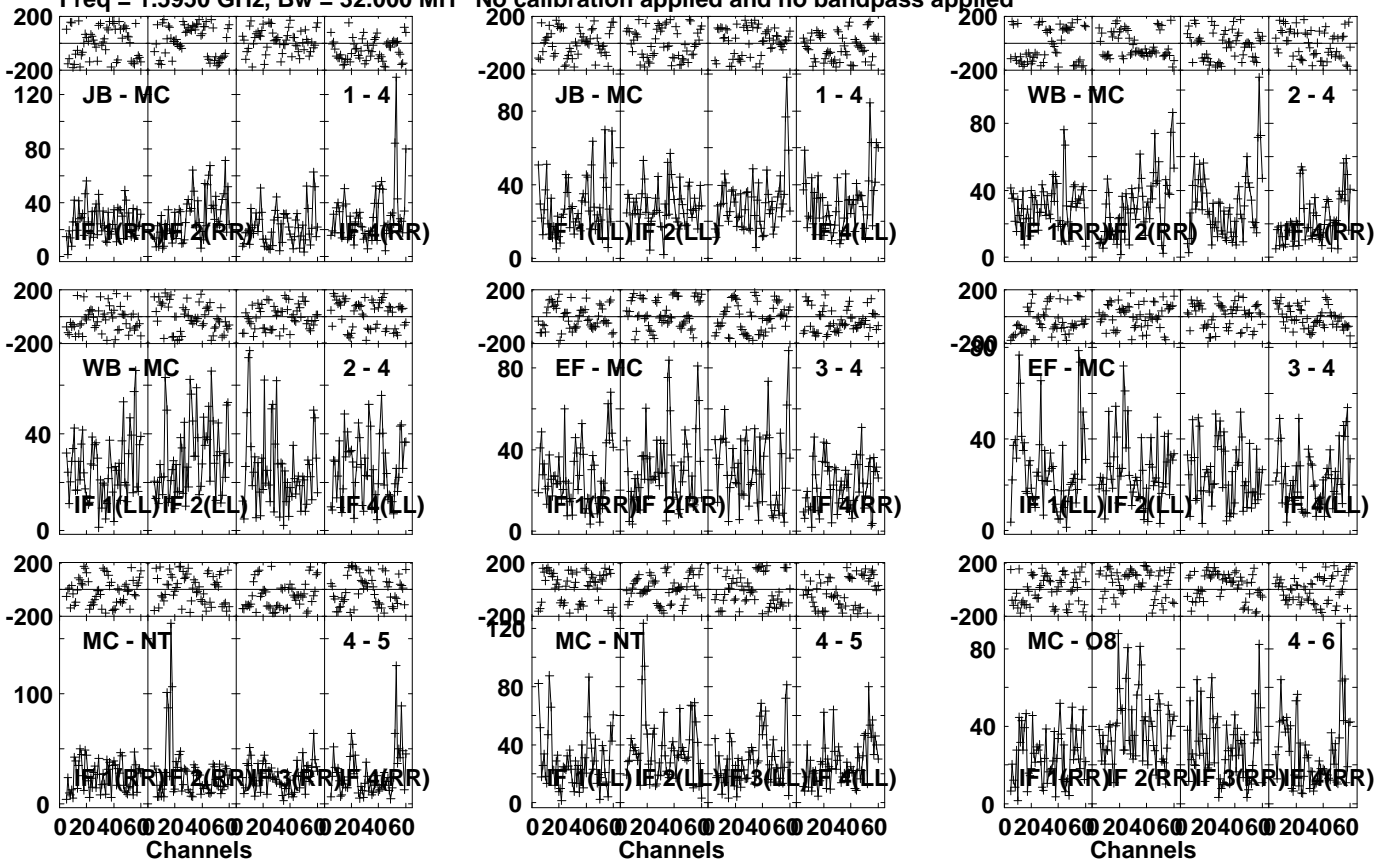


Lower frame: Micro Ampl Jy Top frame: Phas deg
Vector averaged cross-power spectrum Several baselines displayed
Timerange: 00/17:38:31 to 00/17:52:59

Plot file version 79 created 10-OCT-2023 01:28:21

UGC1837 EV024G 4.UVDATA.1

Freq = 1.5950 GHz, Bw = 32.000 MH No calibration applied and no bandpass applied

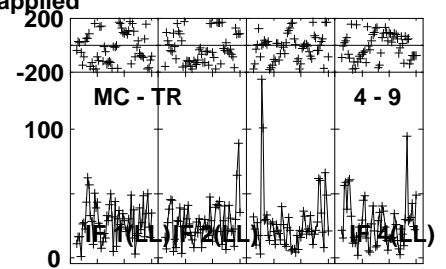
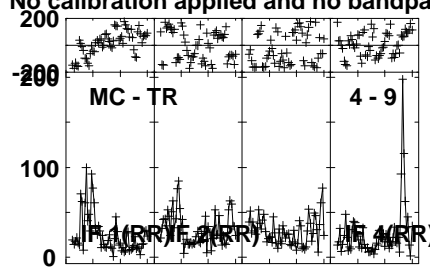
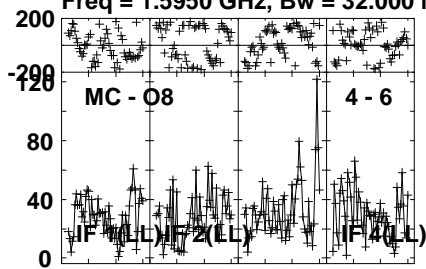


Lower frame: Micro Ampl Jy Top frame: Phas deg
Vector averaged cross-power spectrum Several baselines displayed
Timerange: 00:17:53:31 to 00:18:07:59

Plot file version 80 created 10-OCT-2023 01:28:22

UGC1837 EV024G 4.UVDATA.1

Freq = 1.5950 GHz, Bw = 32.000 MH No calibration applied and no bandpass applied



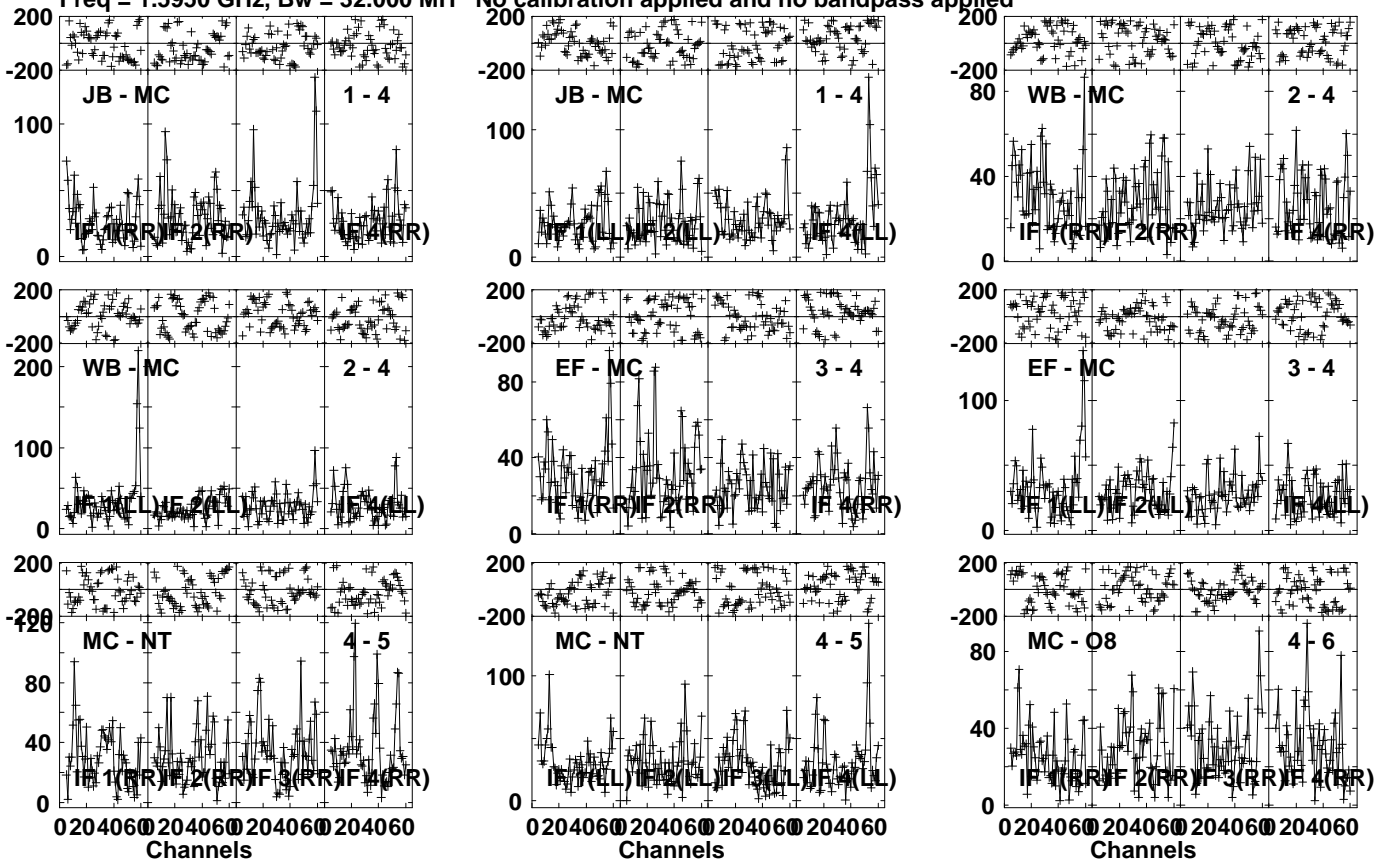
Lower frame: Micro Ampl Jy Top frame: Phas deg
Vector averaged cross-power spectrum Several baselines displayed
Timerange: 00/17:53:31 to 00/18:07:59

Plot file version 81 created 10-OCT-2023 01:28:22

UGC1837 EV024G 4.UVDATA.1

Freq = 1.5950 GHz, Bw = 32.000 MH

No calibration applied and no bandpass applied

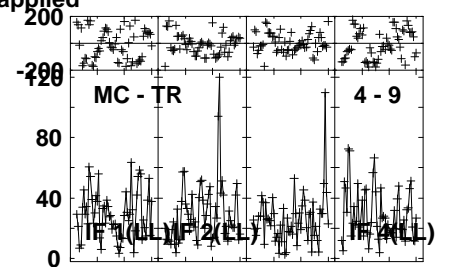
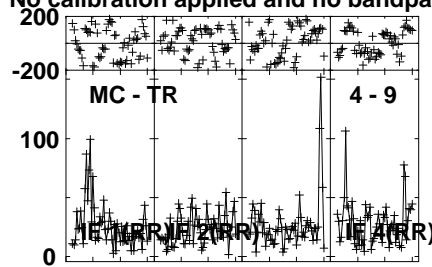
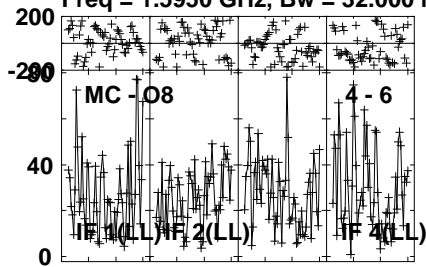


Lower frame: Micro Ampl Jy Top frame: Phas deg
Vector averaged cross-power spectrum Several baselines displayed
Timerange: 00/18:08:31 to 00/18:22:59

Plot file version 82 created 10-OCT-2023 01:28:22

UGC1837 EV024G 4.UVDATA.1

Freq = 1.5950 GHz, Bw = 32.000 MH No calibration applied and no bandpass applied



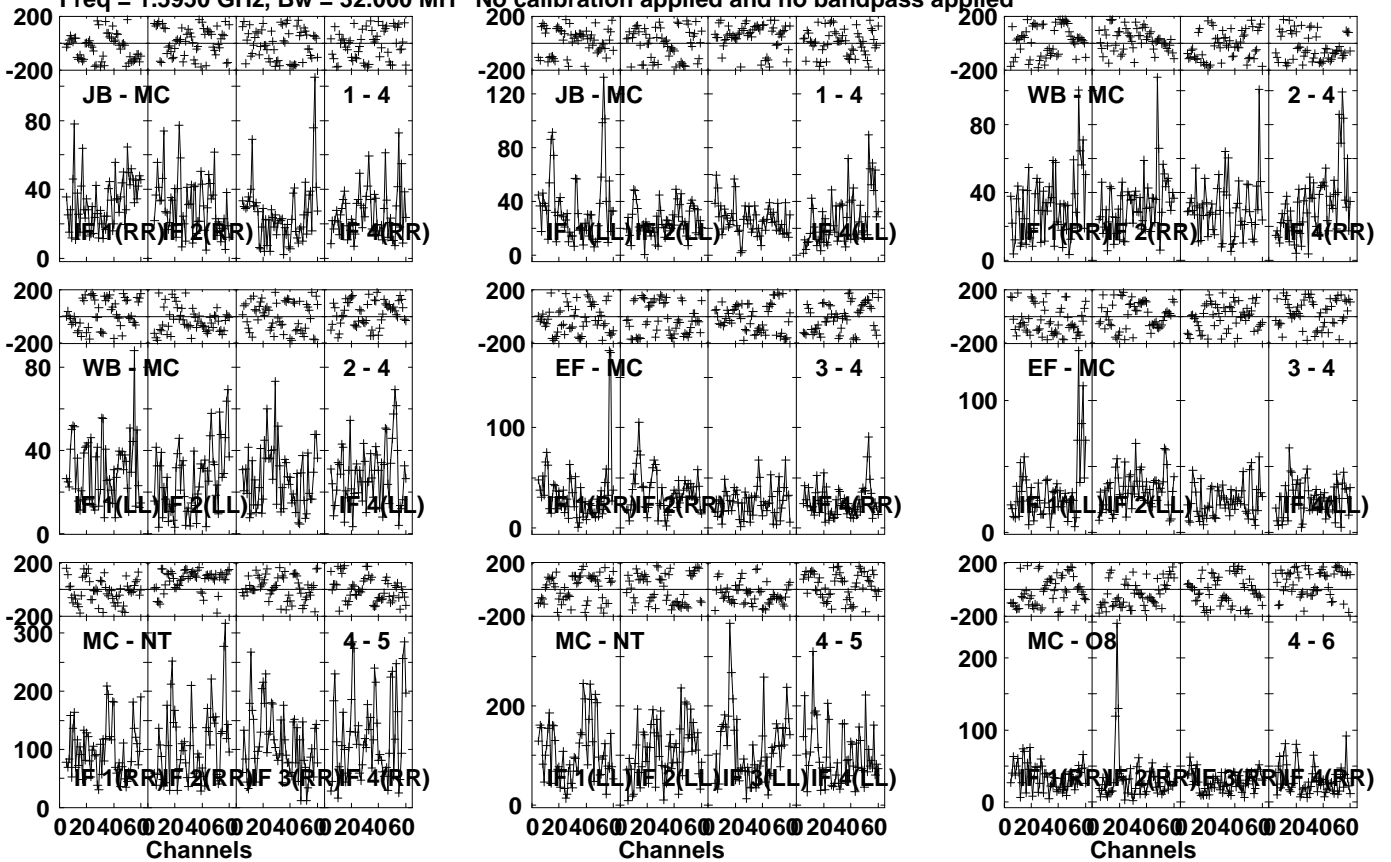
Lower frame: Micro Ampl Jy Top frame: Phas deg
Vector averaged cross-power spectrum Several baselines displayed
Timerange: 00/18:08:31 to 00/18:22:59

Plot file version 83 created 10-OCT-2023 01:28:22

UGC1837 EV024G 4.UVDATA.1

Freq = 1.5950 GHz, Bw = 32.000 MH

No calibration applied and no bandpass applied

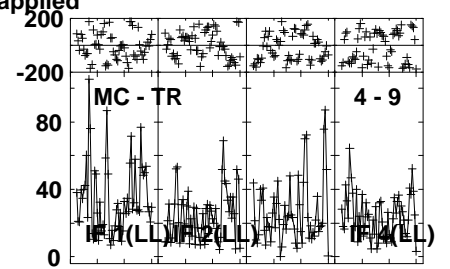
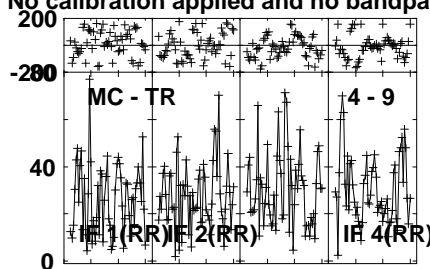
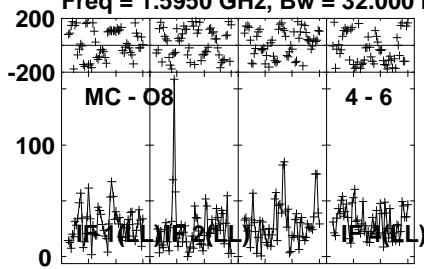


Lower frame: Micro Ampl Jy Top frame: Phas deg
Vector averaged cross-power spectrum Several baselines displayed
Timerange: 00/18:23:31 to 00/18:37:59

Plot file version 84 created 10-OCT-2023 01:28:22

UGC1837 EV024G 4.UVDATA.1

Freq = 1.5950 GHz, Bw = 32.000 MH No calibration applied and no bandpass applied



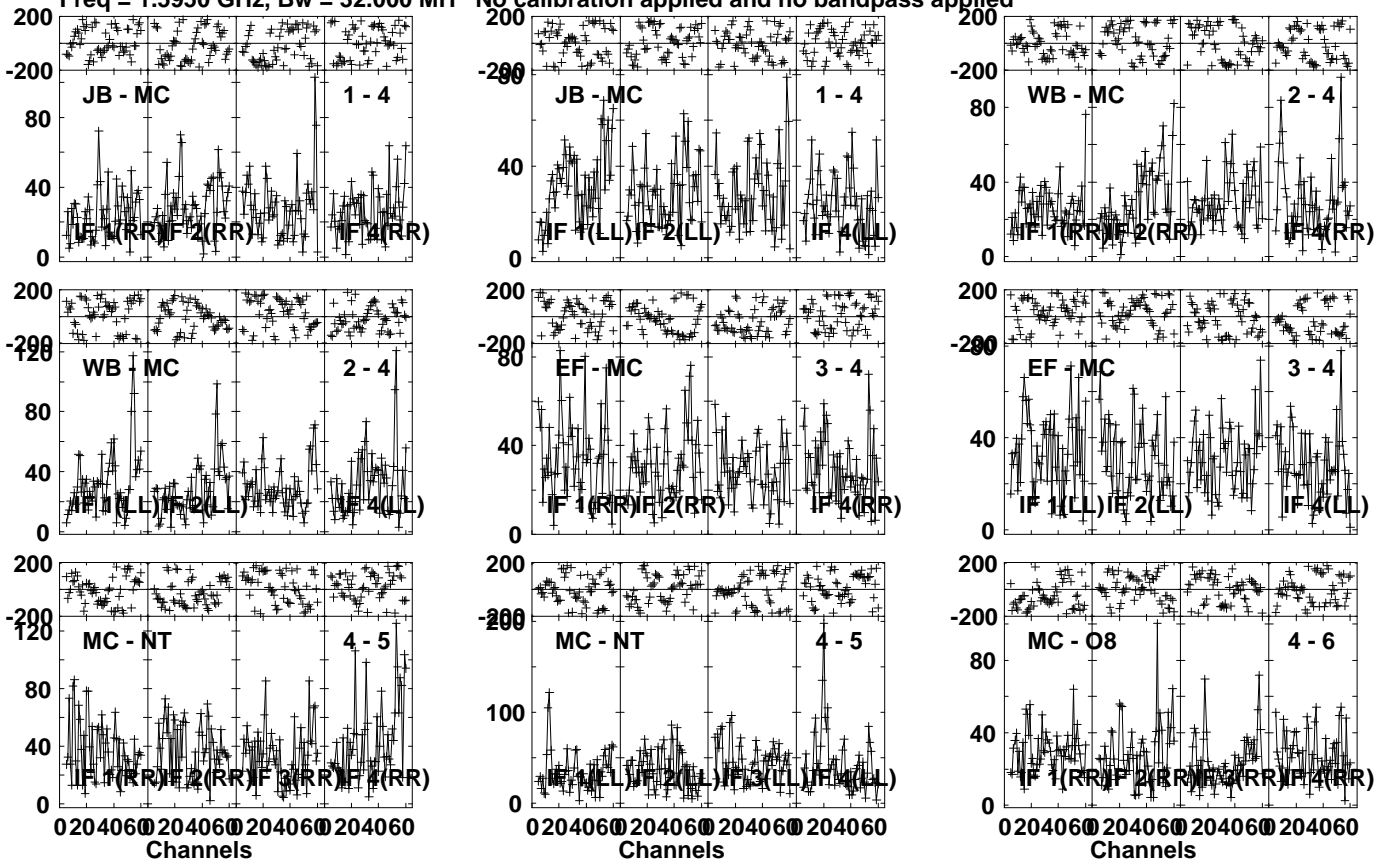
Lower frame: Micro Ampl Jy Top frame: Phas deg
Vector averaged cross-power spectrum Several baselines displayed
Timerange: 00/18:23:31 to 00/18:37:59

Plot file version 85 created 10-OCT-2023 01:28:23

UGC1837 EV024G 4.UVDATA.1

Freq = 1.5950 GHz, Bw = 32.000 MH

No calibration applied and no bandpass applied

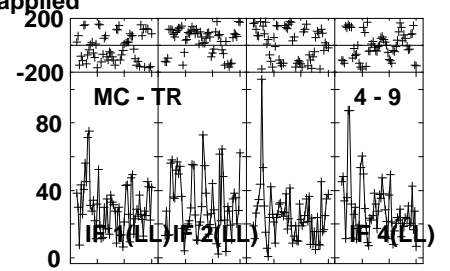
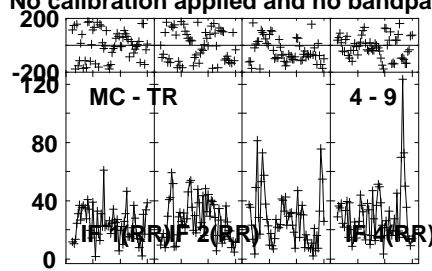
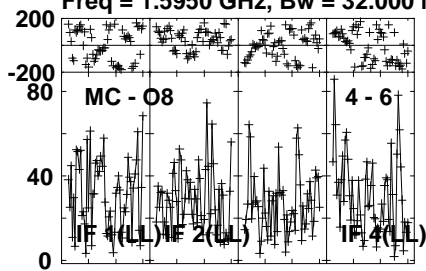


Lower frame: Micro Ampl Jy Top frame: Phas deg
Vector averaged cross-power spectrum Several baselines displayed
Timerange: 00:18:38:31 to 00:18:52:59

Plot file version 86 created 10-OCT-2023 01:28:23

UGC1837 EV024G 4.UVDATA.1

Freq = 1.5950 GHz, Bw = 32.000 MH No calibration applied and no bandpass applied



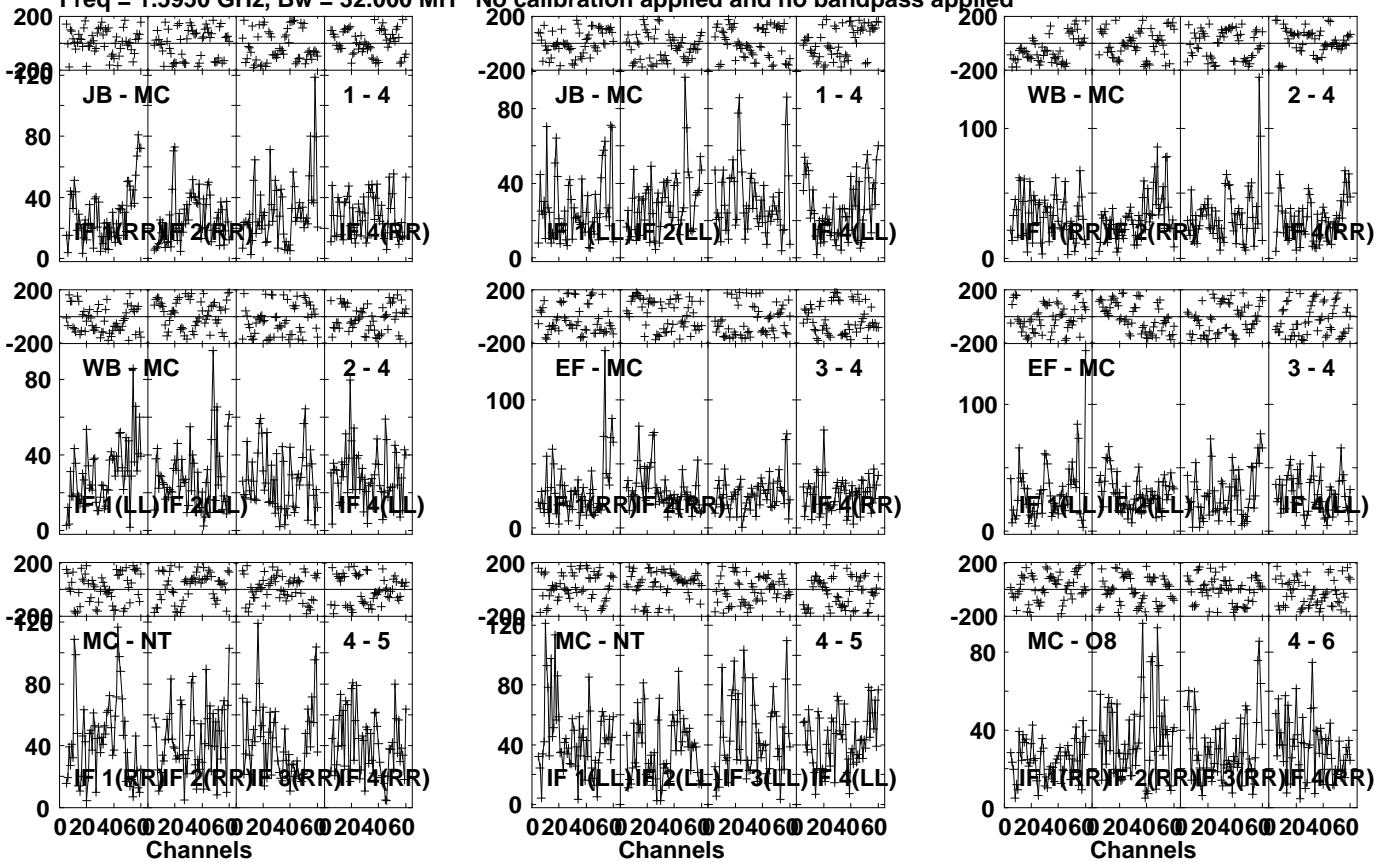
Lower frame: Micro Ampl Jy Top frame: Phas deg
Vector averaged cross-power spectrum Several baselines displayed
Timerange: 00/18:38:31 to 00/18:52:59

Plot file version 87 created 10-OCT-2023 01:28:23

UGC1837 EV024G 4.UVDATA.1

Freq = 1.5950 GHz, Bw = 32.000 MH

No calibration applied and no bandpass applied

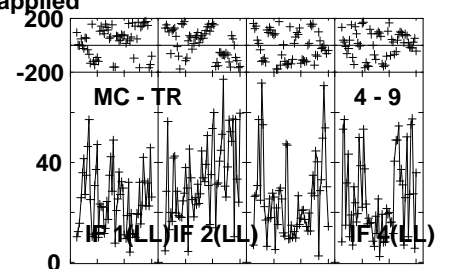
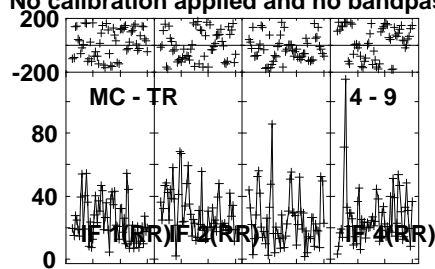
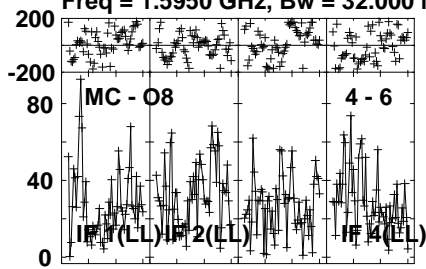


Lower frame: Micro Ampl Jy Top frame: Phas deg
Vector averaged cross-power spectrum Several baselines displayed
Timerange: 00/18:53:31 to 00/19:07:59

Plot file version 88 created 10-OCT-2023 01:28:23

UGC1837 EV024G 4.UVDATA.1

Freq = 1.5950 GHz, Bw = 32.000 MH No calibration applied and no bandpass applied

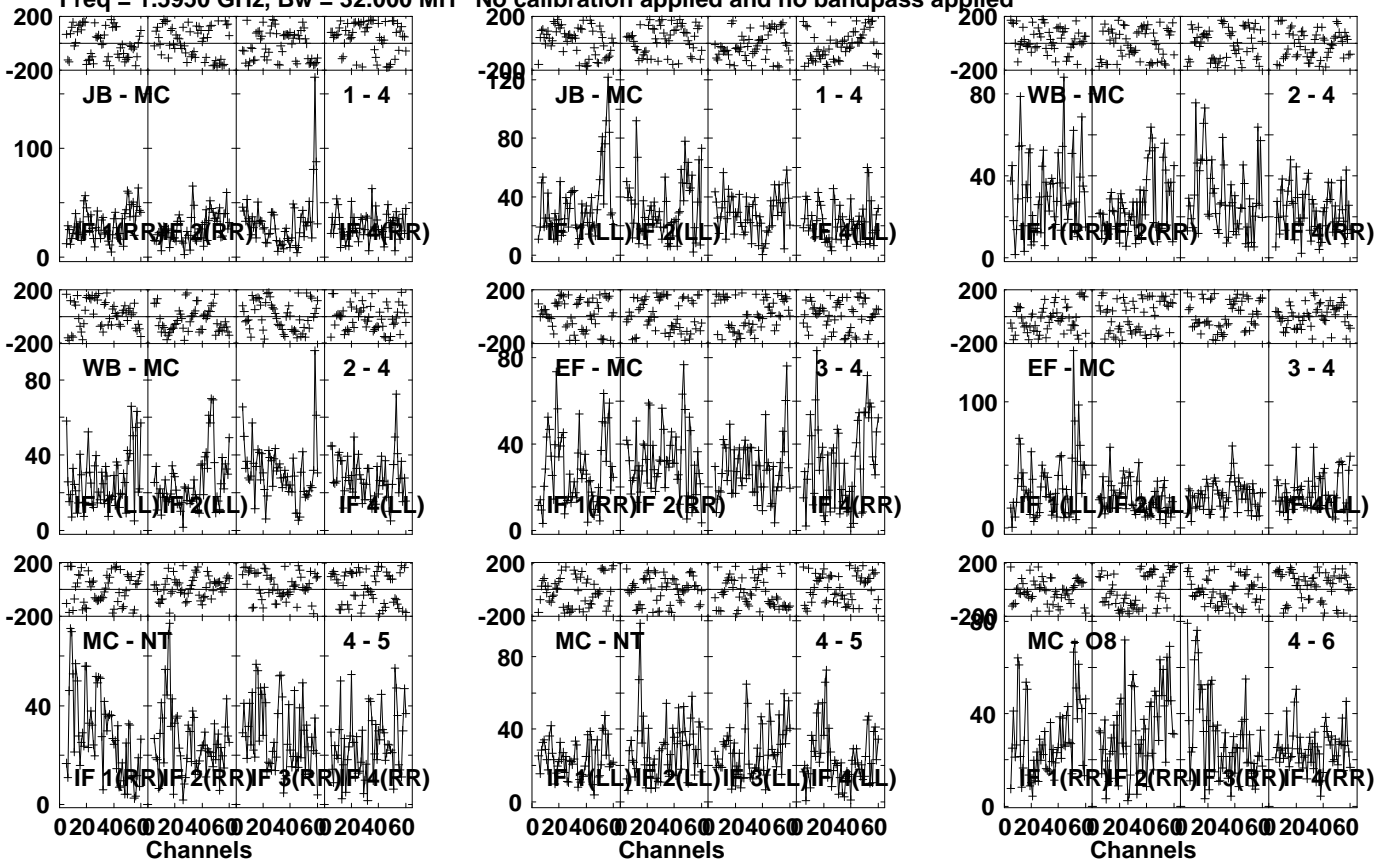


Lower frame: Micro Ampl Jy Top frame: Phas deg
Vector averaged cross-power spectrum Several baselines displayed
Timerange: 00/18:53:31 to 00/19:07:59

Plot file version 89 created 10-OCT-2023 01:28:23

UGC1837 EV024G 4.UVDATA.1

Freq = 1.5950 GHz, Bw = 32.000 MH No calibration applied and no bandpass applied

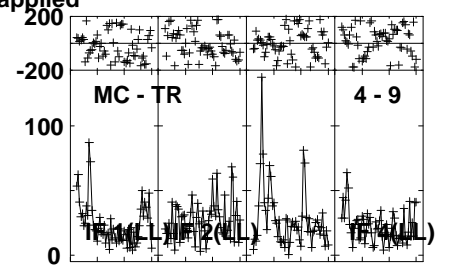
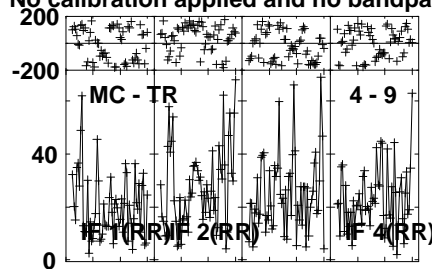
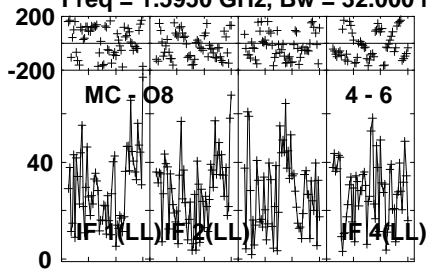


Lower frame: Micro Ampl Jy Top frame: Phas deg
Vector averaged cross-power spectrum Several baselines displayed
Timerange: 00/19:08:31 to 00/19:22:59

Plot file version 90 created 10-OCT-2023 01:28:24

UGC1837 EV024G 4.UVDATA.1

Freq = 1.5950 GHz, Bw = 32.000 MH No calibration applied and no bandpass applied



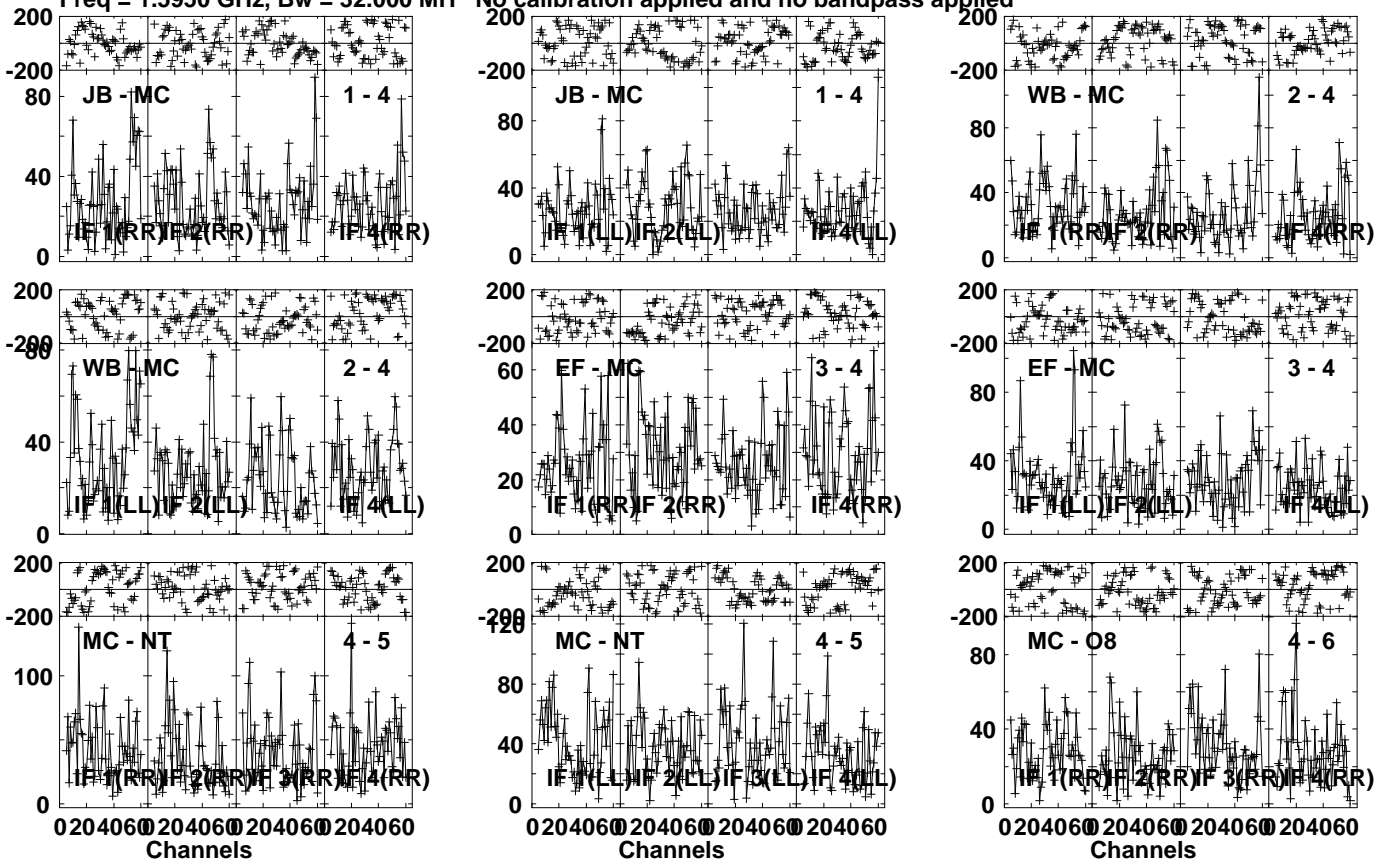
Lower frame: Micro Ampl Jy Top frame: Phas deg
Vector averaged cross-power spectrum Several baselines displayed
Timerange: 00/19:08:31 to 00/19:22:59

Plot file version 91 created 10-OCT-2023 01:28:24

UGC1837 EV024G 4.UVDATA.1

Freq = 1.5950 GHz, Bw = 32.000 MH

No calibration applied and no bandpass applied

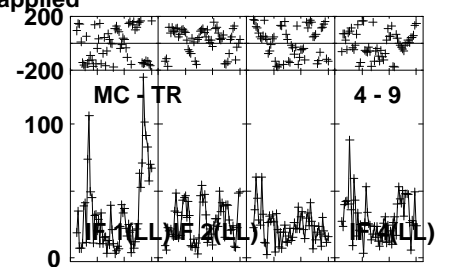
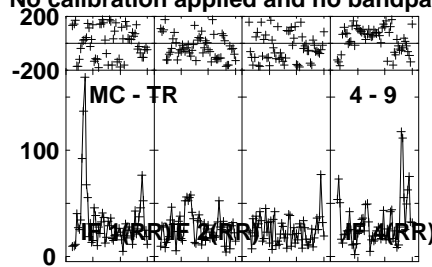
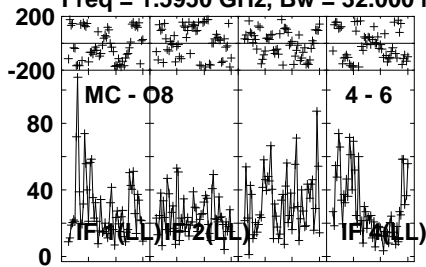


Lower frame: Micro Ampl Jy Top frame: Phas deg
Vector averaged cross-power spectrum Several baselines displayed
Timerange: 00/19:23:31 to 00/19:37:59

Plot file version 92 created 10-OCT-2023 01:28:24

UGC1837 EV024G 4.UVDATA.1

Freq = 1.5950 GHz, Bw = 32.000 MH No calibration applied and no bandpass applied



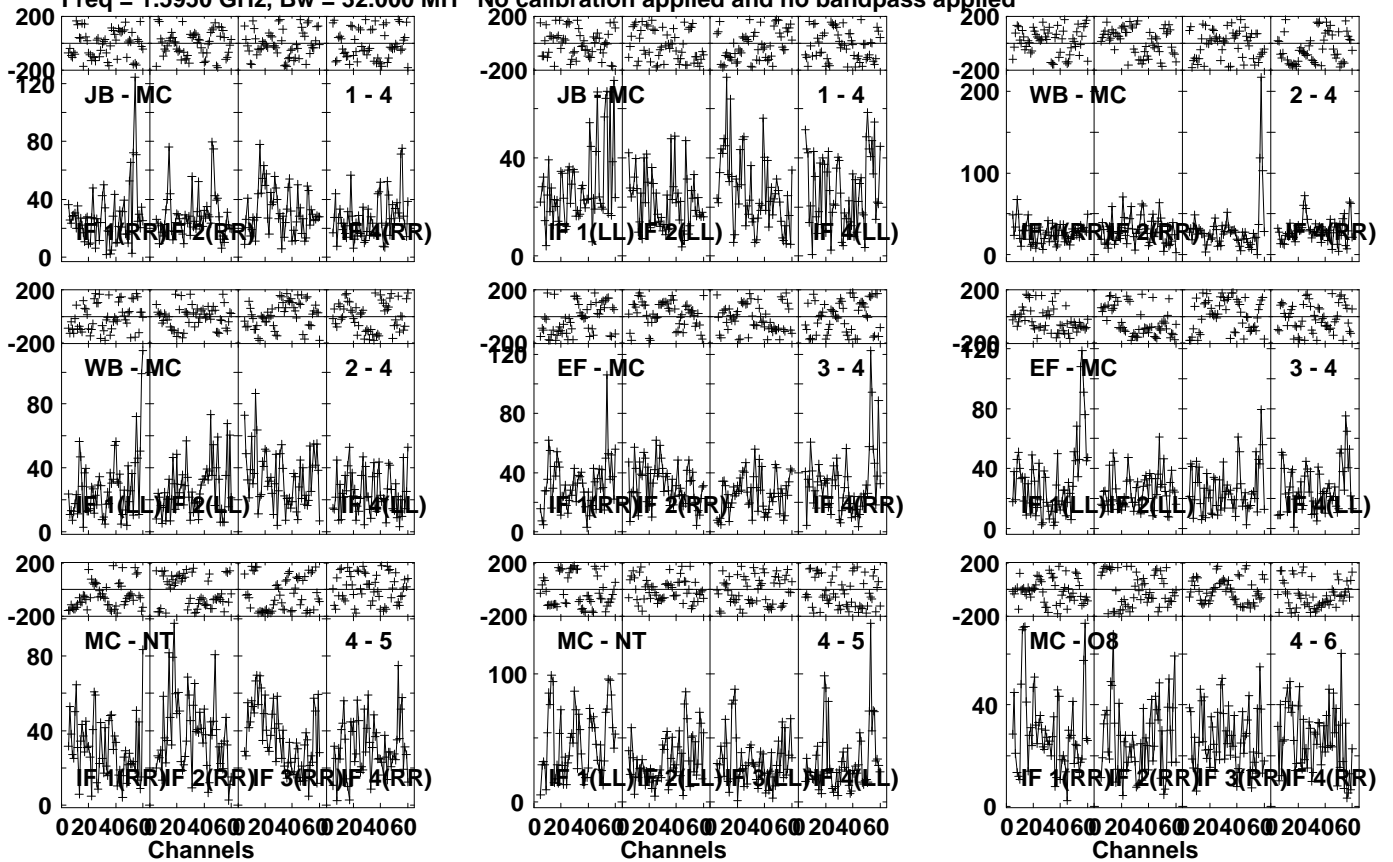
Lower frame: Micro Ampl Jy Top frame: Phas deg
Vector averaged cross-power spectrum Several baselines displayed
Timerange: 00/19:23:31 to 00/19:37:59

Plot file version 93 created 10-OCT-2023 01:28:24

UGC1837 EV024G 4.UVDATA.1

Freq = 1.5950 GHz, Bw = 32.000 MH

No calibration applied and no bandpass applied

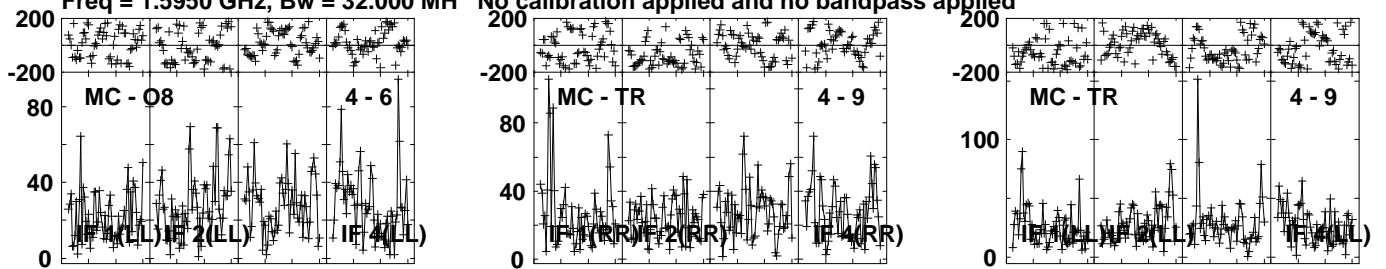


Lower frame: Micro Ampl Jy Top frame: Phas deg
Vector averaged cross-power spectrum Several baselines displayed
Timerange: 00/19:38:31 to 00/19:52:59

Plot file version 94 created 10-OCT-2023 01:28:24

UGC1837 EV024G 4.UVDATA.1

Freq = 1.5950 GHz, Bw = 32.000 MH No calibration applied and no bandpass applied



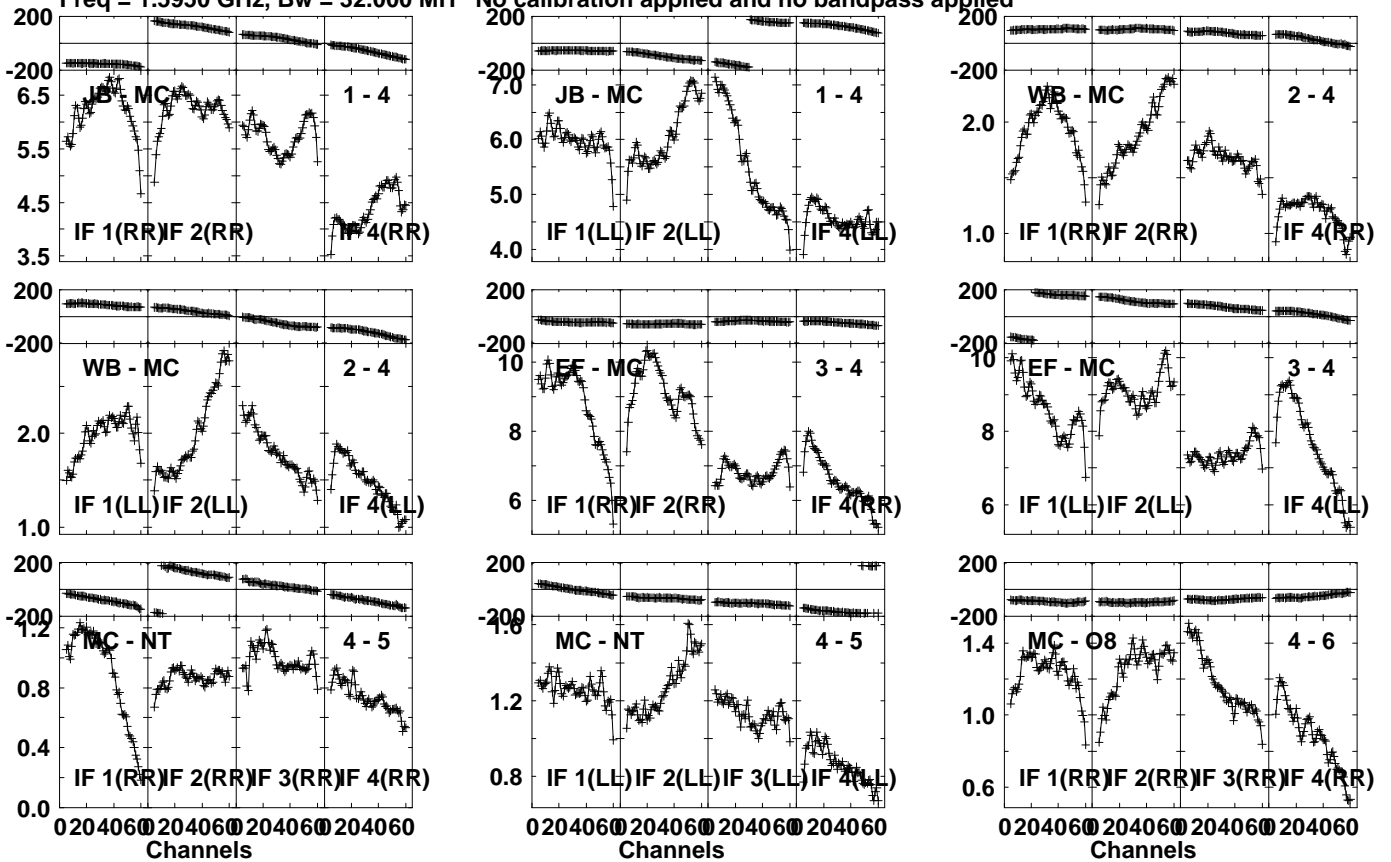
Lower frame: Micro Ampl Jy Top frame: Phas deg
Vector averaged cross-power spectrum Several baselines displayed
Timerange: 00/19:38:31 to 00/19:52:59

Plot file version 95 created 10-OCT-2023 01:28:25

0133+476 EV024G 4.UVDATA.1

Freq = 1.5950 GHz, Bw = 32.000 MH

No calibration applied and no bandpass applied

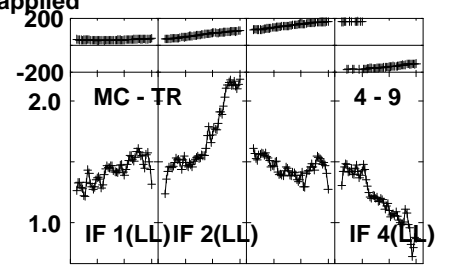
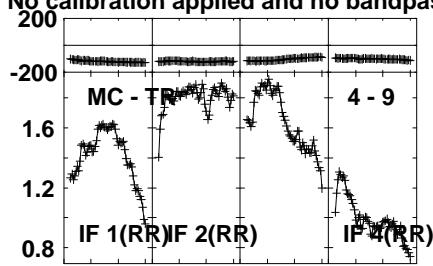
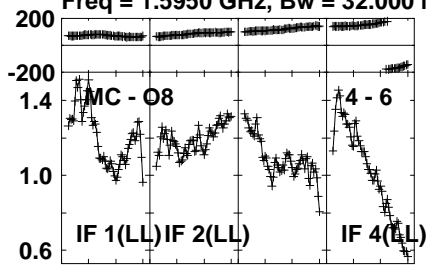


Lower frame: Milli Ampl Jy Top frame: Phas deg
Vector averaged cross-power spectrum Several baselines displayed
Timerange: 00/19:55:01 to 00/19:59:59

Plot file version 96 created 10-OCT-2023 01:28:25

0133+476 EV024G 4.UVDATA.1

Freq = 1.5950 GHz, Bw = 32.000 MH No calibration applied and no bandpass applied



Lower frame: Milli Ampl Jy Top frame: Phas deg
Vector averaged cross-power spectrum Several baselines displayed
Timerange: 00/19:55:01 to 00/19:59:59