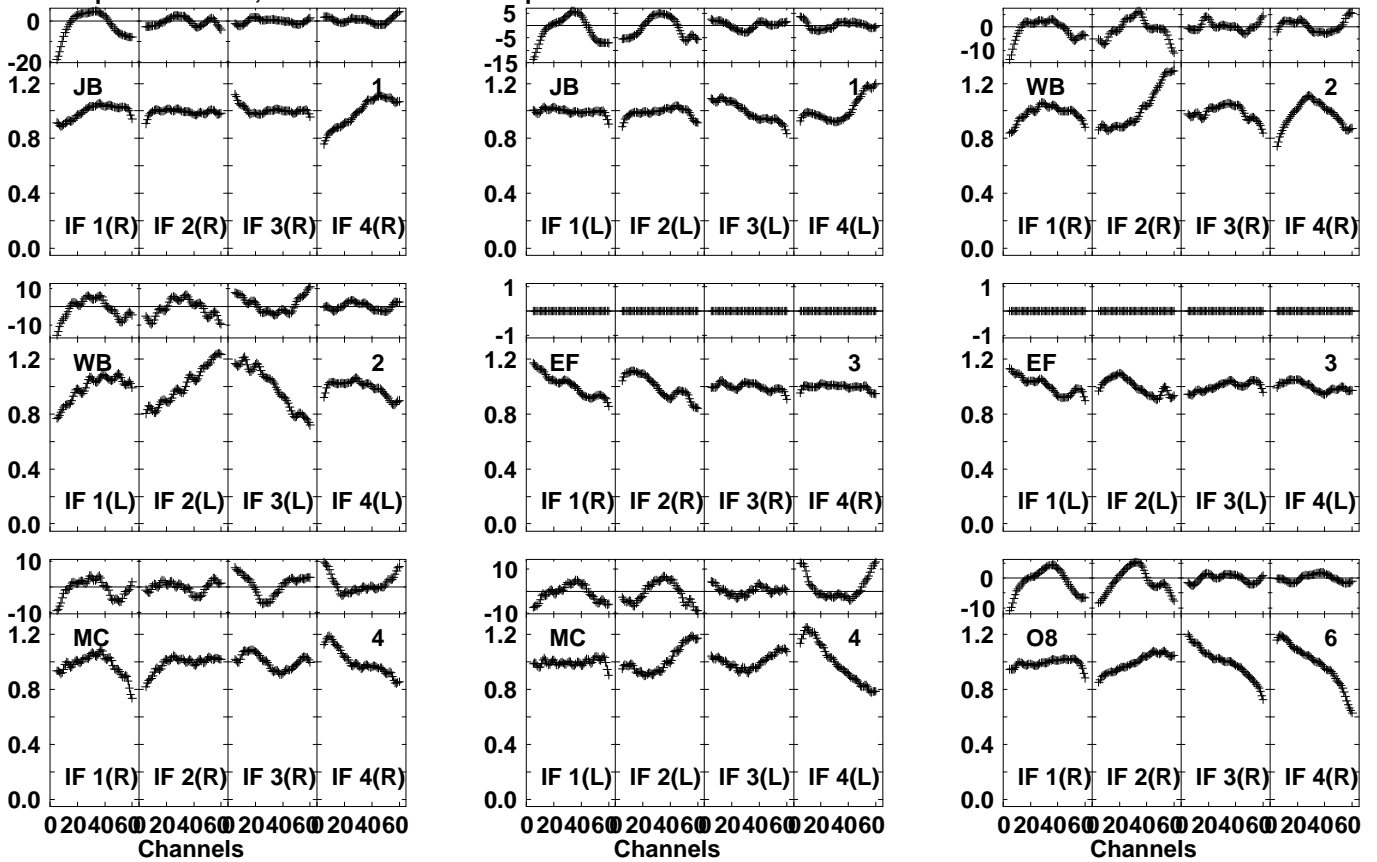
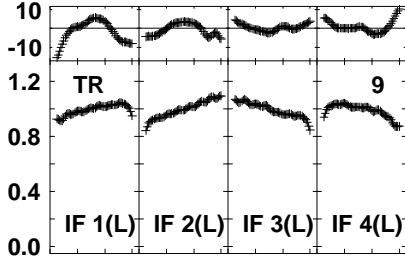
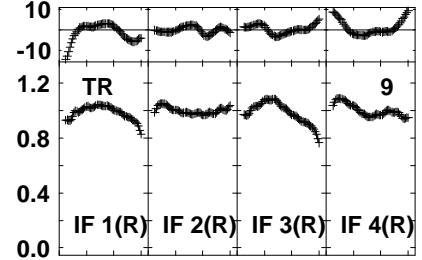
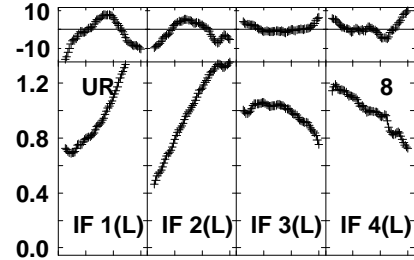
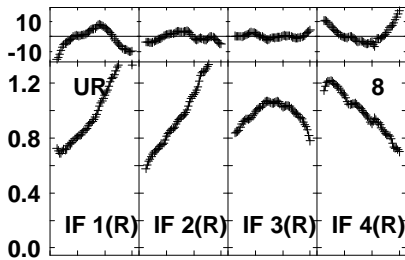
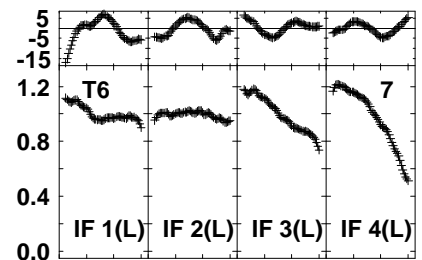
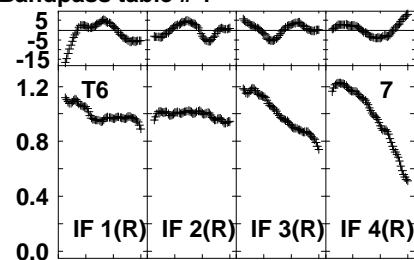
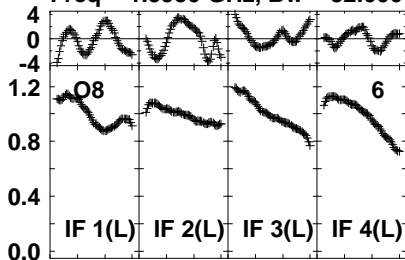


Plot file version 1 created 19-SEP-2023 17:40:01
 EV024H.UVDATA.1
 Freq = 1.5950 GHz, Bw = 32.000 MH Bandpass table # 1



Lower frame: BP ampl Top frame: BP phase
 Bandpass table spectrum Antenna: *
 Timerange: 00/00:00:01 to 999/00:00:00

Plot file version 2 created 19-SEP-2023 17:40:01
 EV024H.UVDATA.1
 Freq = 1.5950 GHz, Bw = 32.000 MH Bandpass table # 1



0 20406 20406 20406 20406
 Channels

0 20406 20406 20406 20406
 Channels

0 20406 20406 20406 20406
 Channels

Lower frame: BP ampl Top frame: BP phase
 Bandpass table spectrum Antenna: *
 Timerange: 00/00:00:01 to 999/00:00:00