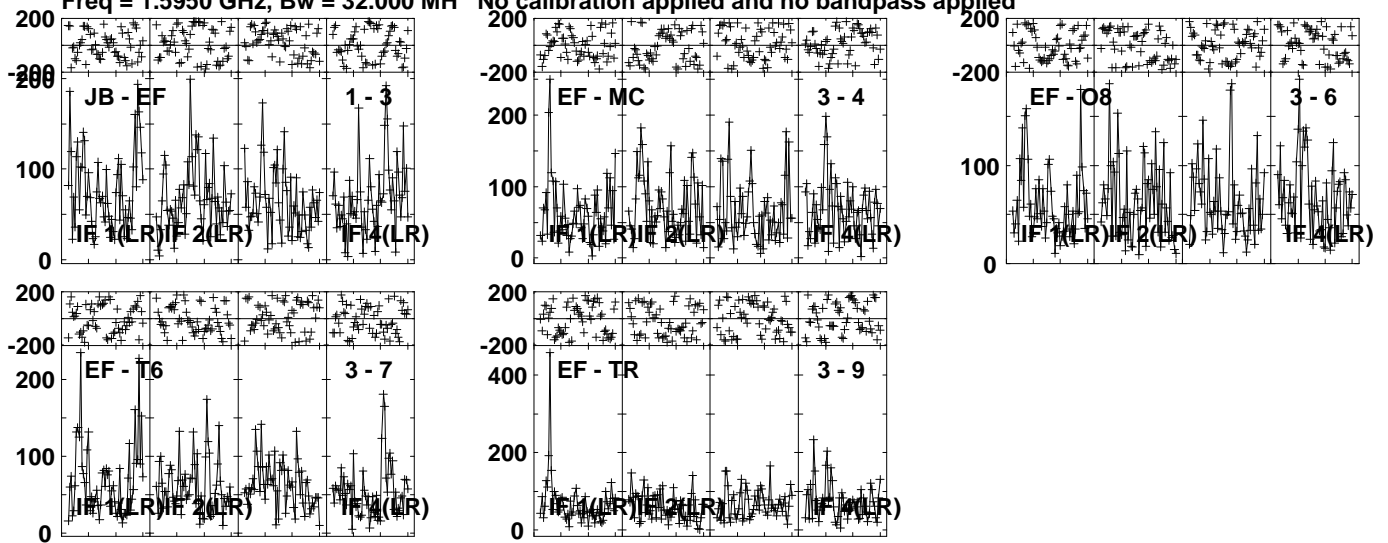


Plot file version 1 created 19-SEP-2023 11:33:51

UGC1837 EV024H.UVDATA.1

Freq = 1.5950 GHz, Bw = 32.000 MH No calibration applied and no bandpass applied

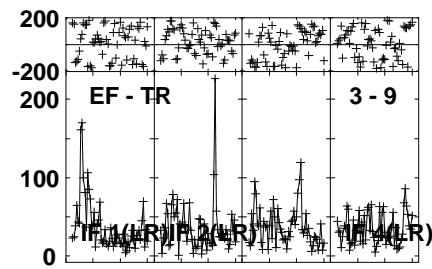
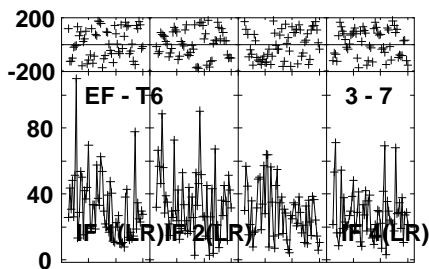
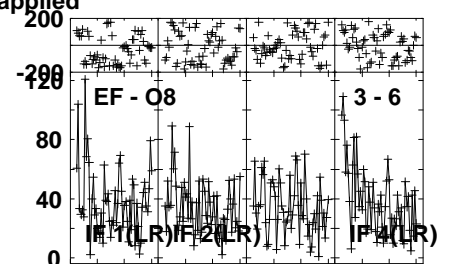
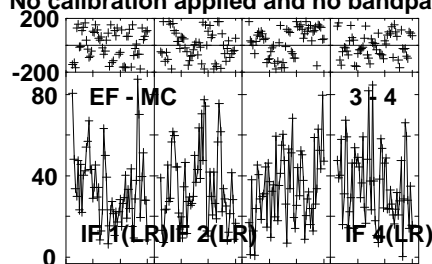
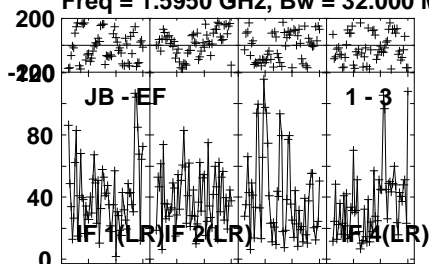


Lower frame: Micro Ampl Jy Top frame: Phas deg  
Vector averaged cross-power spectrum Several baselines displayed  
Timerange: 00/01:30:01 to 00/01:33:59

Plot file version 2 created 19-SEP-2023 11:33:51

UGC1837 EV024H.UVDATA.1

Freq = 1.5950 GHz, Bw = 32.000 MH No calibration applied and no bandpass applied

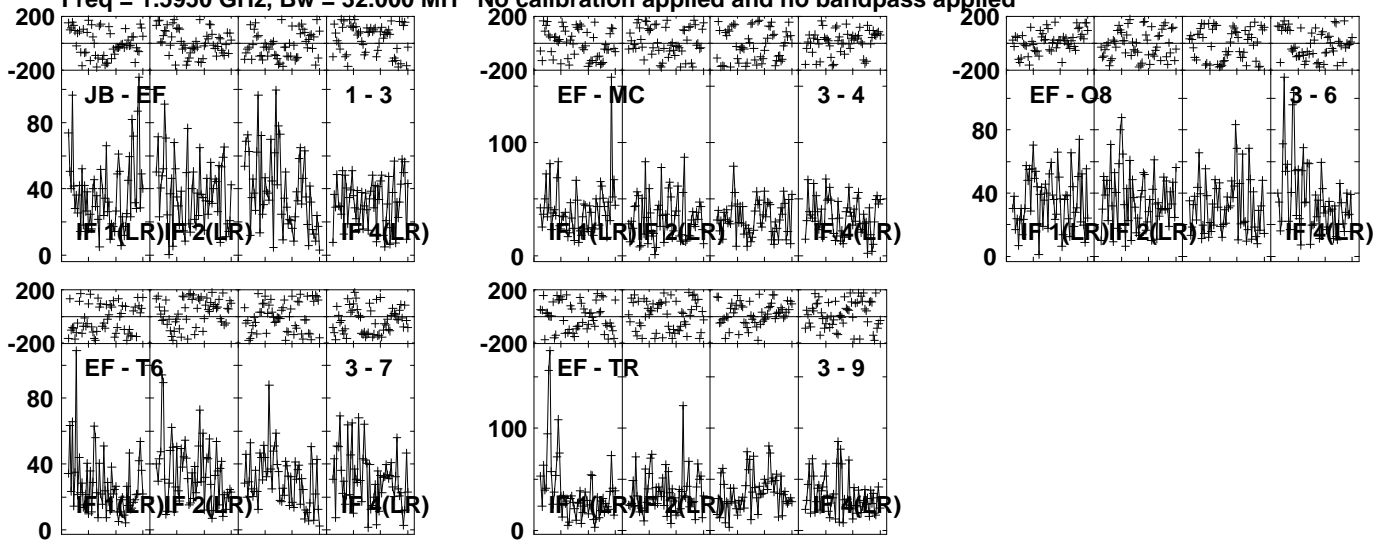


Lower frame: Micro Ampl Jy Top frame: Phas deg  
Vector averaged cross-power spectrum Several baselines displayed  
Timerange: 00/01:34:31 to 00/01:48:59

Plot file version 3 created 19-SEP-2023 11:33:51

UGC1837 EV024H.UVDATA.1

Freq = 1.5950 GHz, Bw = 32.000 MH No calibration applied and no bandpass applied

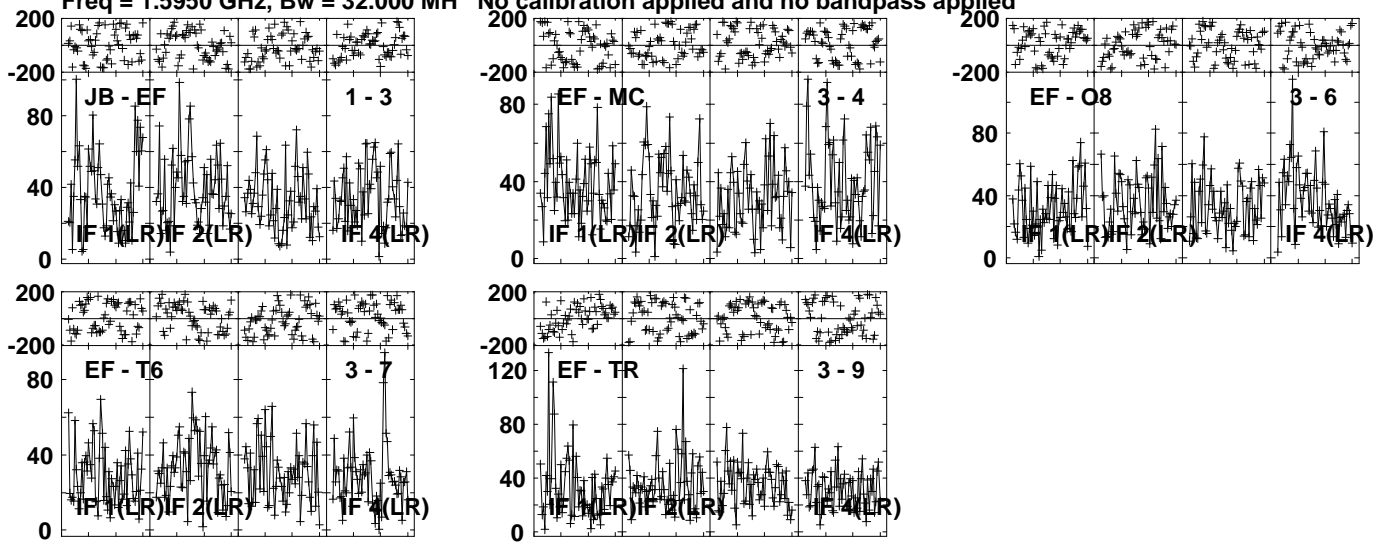


Lower frame: Micro Ampl Jy Top frame: Phas deg  
Vector averaged cross-power spectrum Several baselines displayed  
Timerange: 00/01:49:31 to 00/02:03:59

Plot file version 4 created 19-SEP-2023 11:33:52

UGC1837 EV024H.UVDATA.1

Freq = 1.5950 GHz, Bw = 32.000 MH No calibration applied and no bandpass applied

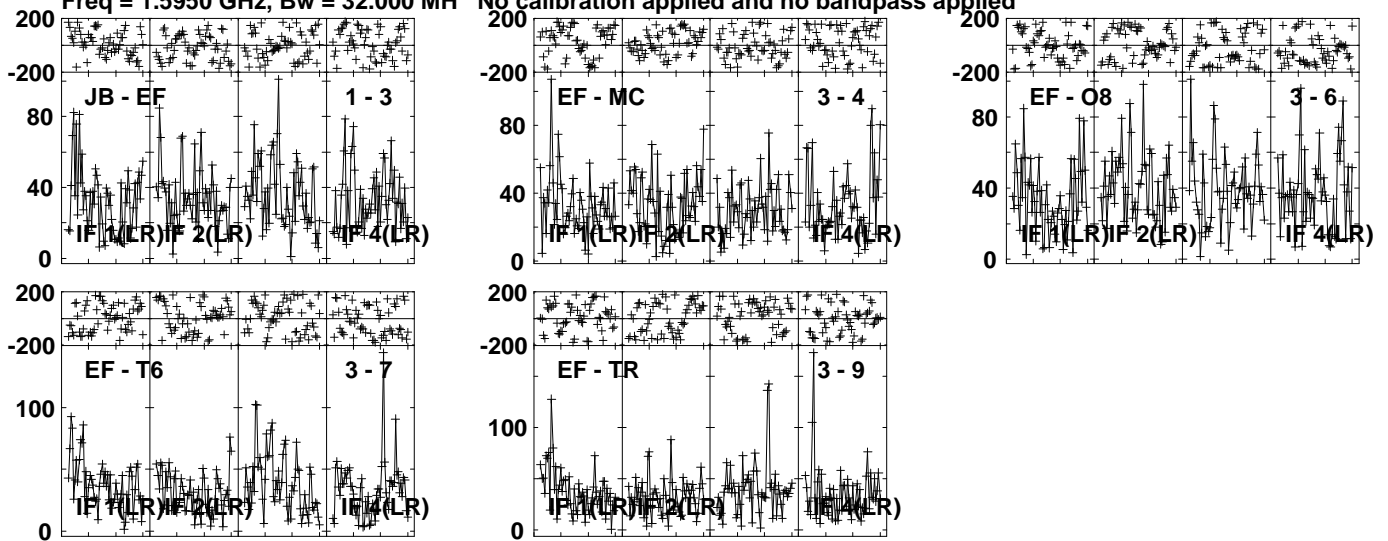


Lower frame: Micro Ampl Jy Top frame: Phas deg  
Vector averaged cross-power spectrum Several baselines displayed  
Timerange: 00/02:04:31 to 00/02:18:59

Plot file version 5 created 19-SEP-2023 11:33:52

UGC1837 EV024H.UVDATA.1

Freq = 1.5950 GHz, Bw = 32.000 MH No calibration applied and no bandpass applied

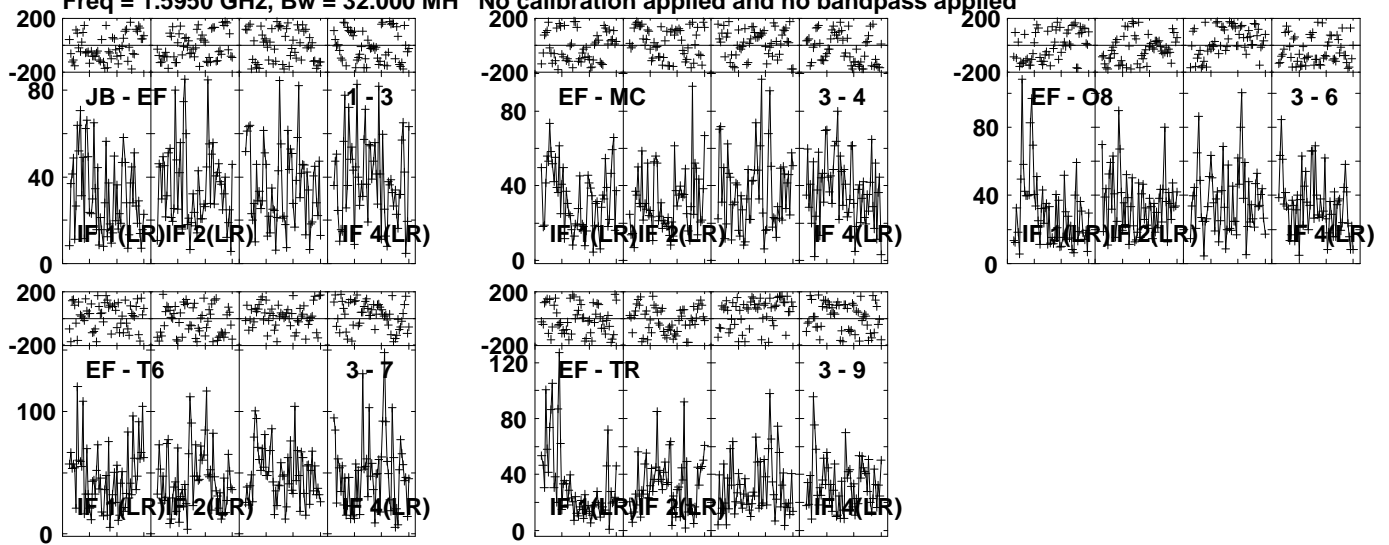


Lower frame: Micro Ampl Jy Top frame: Phas deg  
Vector averaged cross-power spectrum Several baselines displayed  
Timerange: 00/02:19:31 to 00/02:33:59

Plot file version 6 created 19-SEP-2023 11:33:52

UGC1837 EV024H.UVDATA.1

Freq = 1.5950 GHz, Bw = 32.000 MH No calibration applied and no bandpass applied

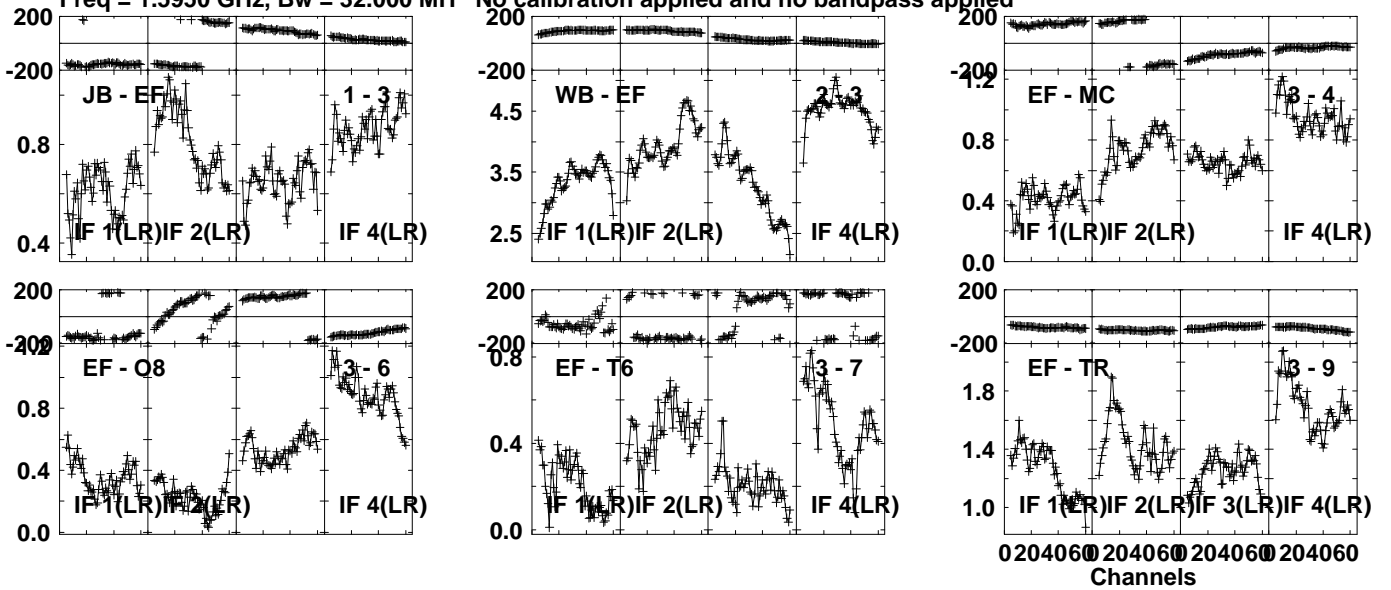


Lower frame: Micro Ampl Jy Top frame: Phas deg  
Vector averaged cross-power spectrum Several baselines displayed  
Timerange: 00/02:34:31 to 00/02:48:59

Plot file version 7 created 19-SEP-2023 11:33:52

0133+476 EV024H.UVDATA.1

Freq = 1.5950 GHz, Bw = 32.000 MH No calibration applied and no bandpass applied



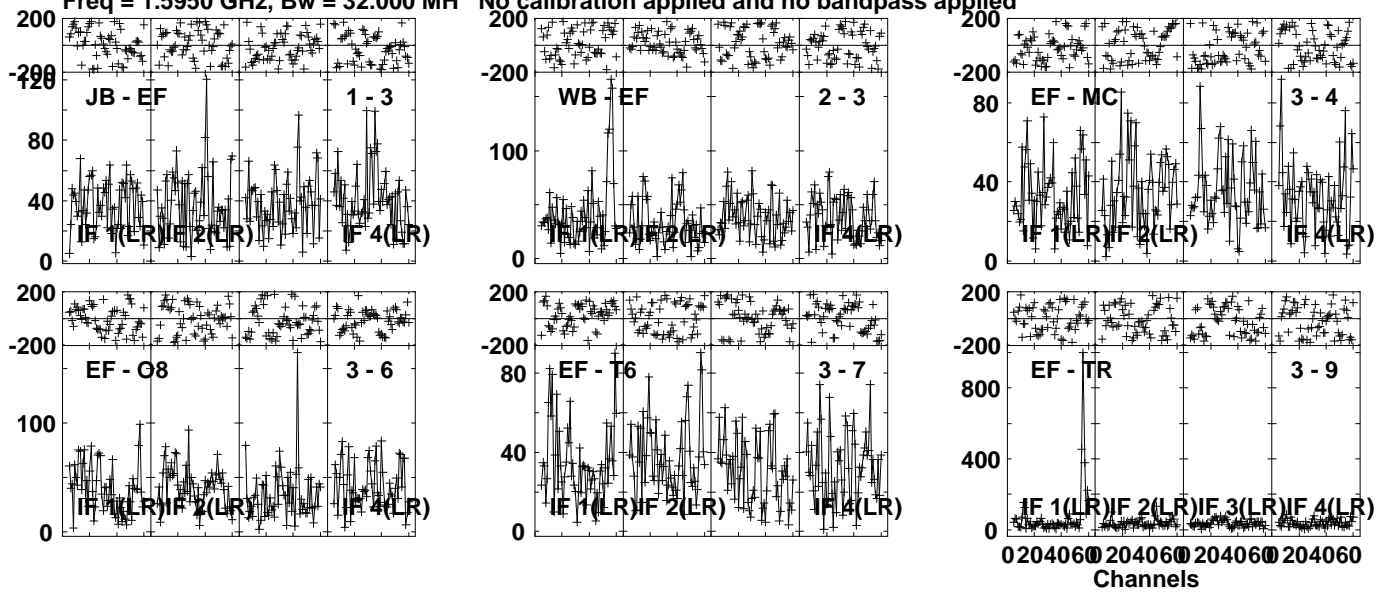
Lower frame: Milli Ampl Jy Top frame: Phas deg  
Vector averaged cross-power spectrum Several baselines displayed  
Timerange: 00/02:49:03 to 00/02:53:59

Plot file version 8 created 19-SEP-2023 11:33:53

UGC1837 EV024H.UVDATA.1

Freq = 1.5950 GHz, Bw = 32.000 MH

No calibration applied and no bandpass applied



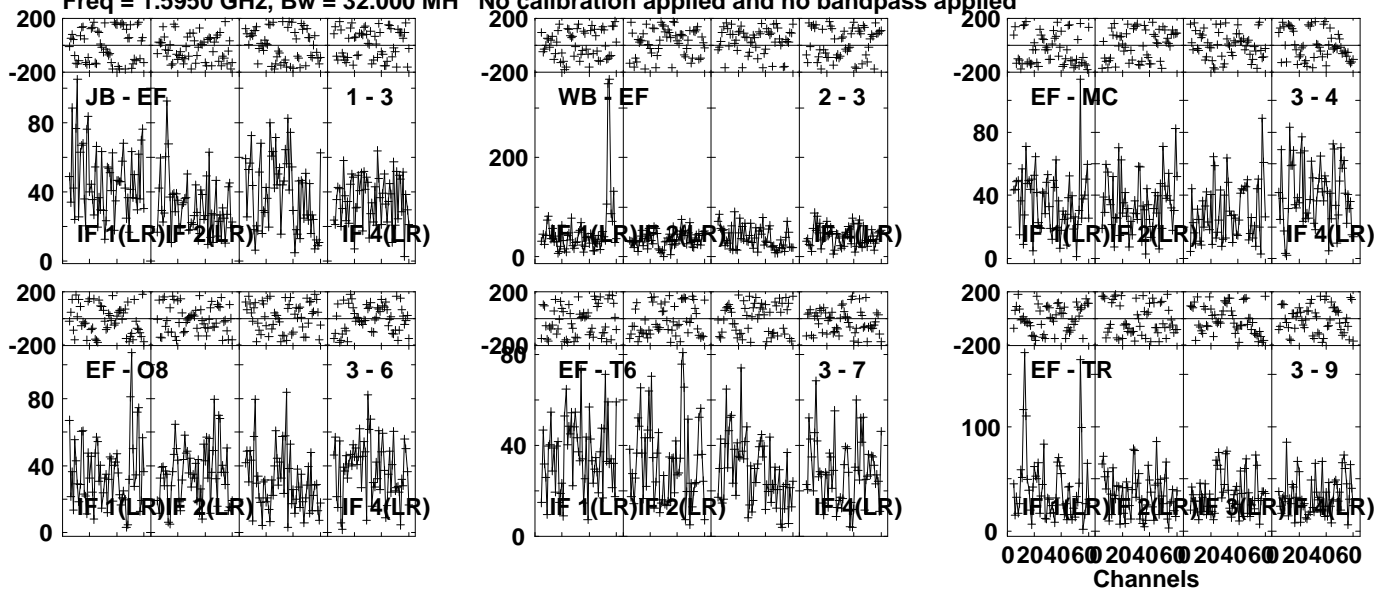
Lower frame: Micro Ampl Jy Top frame: Phas deg  
Vector averaged cross-power spectrum Several baselines displayed  
Timerange: 00/02:55:11 to 00/03:08:59



Plot file version 9 created 19-SEP-2023 11:33:53

UGC1837 EV024H.UVDATA.1

Freq = 1.5950 GHz, Bw = 32.000 MH No calibration applied and no bandpass applied

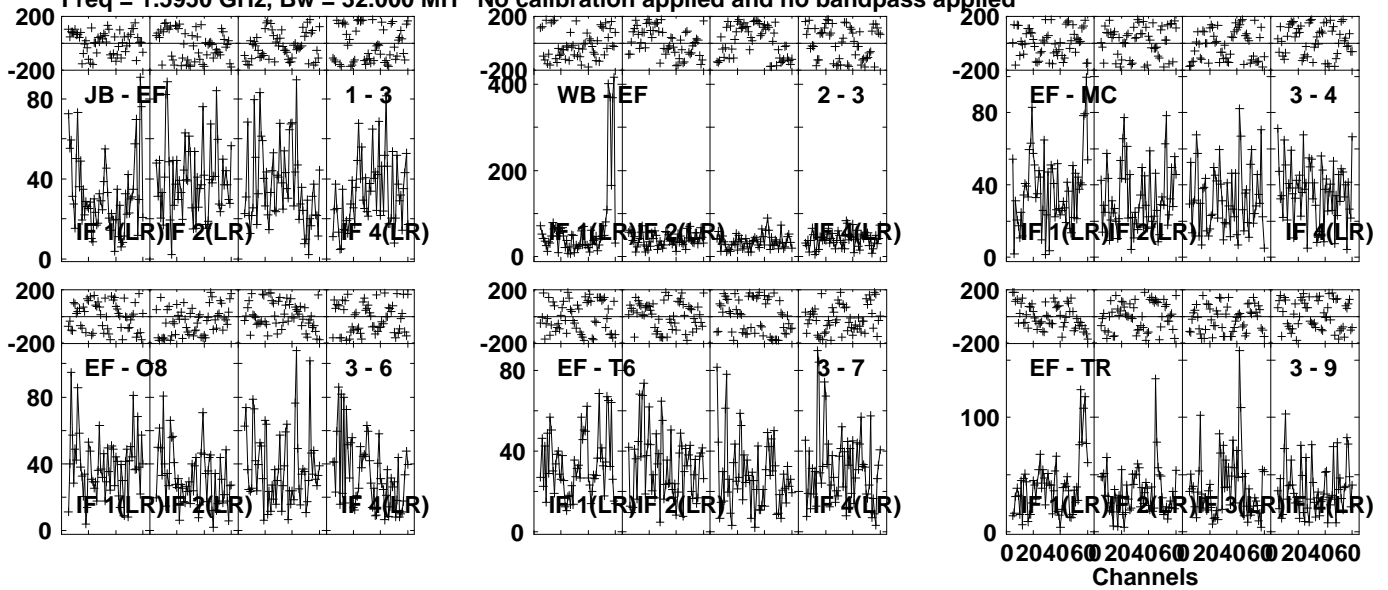


Lower frame: Micro Ampl Jy Top frame: Phas deg  
Vector averaged cross-power spectrum Several baselines displayed  
Timerange: 00/03:09:31 to 00/03:23:59

Plot file version 10 created 19-SEP-2023 11:33:53

UGC1837 EV024H.UVDATA.1

Freq = 1.5950 GHz, Bw = 32.000 MH No calibration applied and no bandpass applied

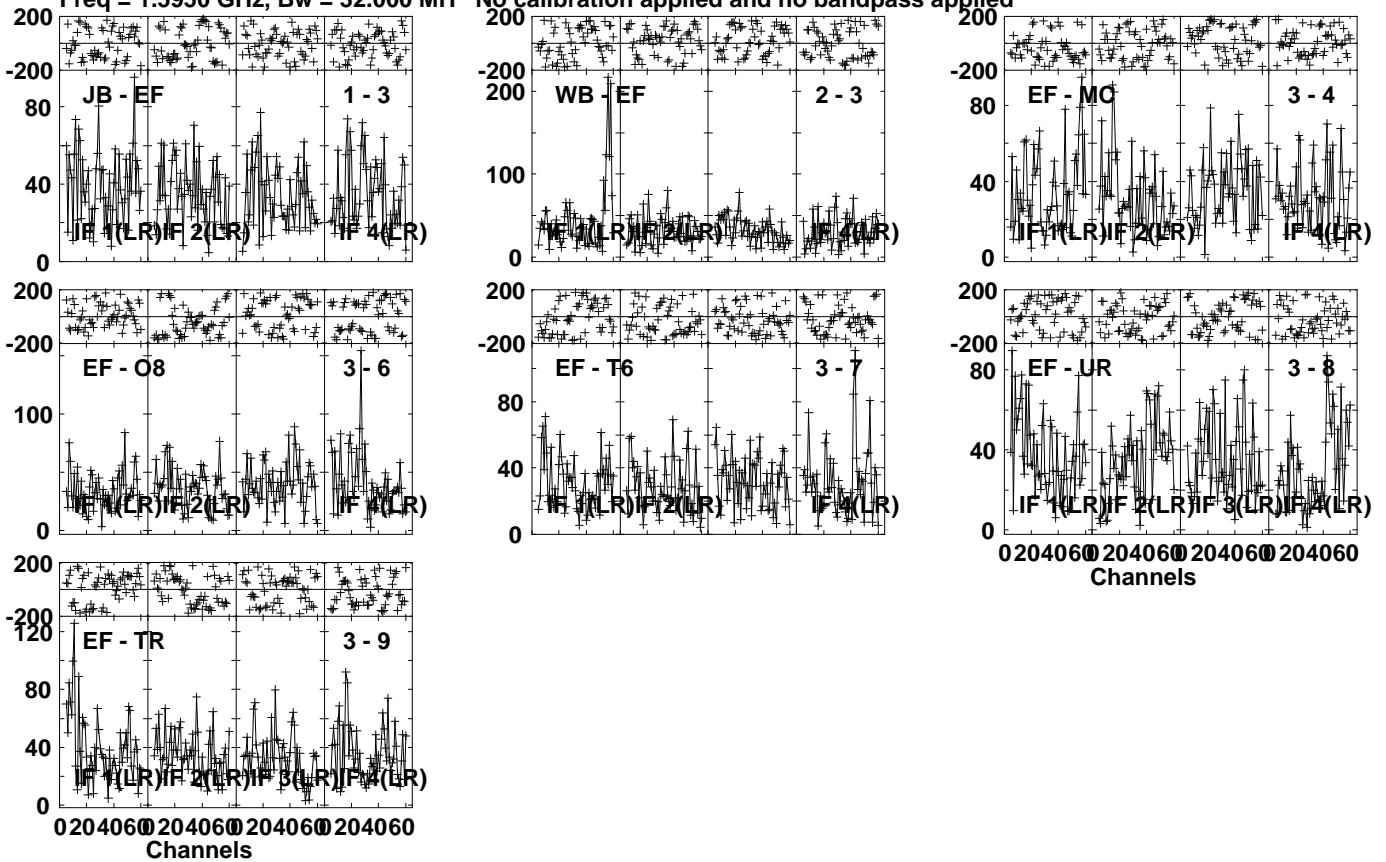


Lower frame: Micro Ampl Jy Top frame: Phas deg  
Vector averaged cross-power spectrum Several baselines displayed  
Timerange: 00/03:24:31 to 00/03:38:59

Plot file version 11 created 19-SEP-2023 11:33:54

UGC1837 EV024H.UVDATA.1

Freq = 1.5950 GHz, Bw = 32.000 MH No calibration applied and no bandpass applied

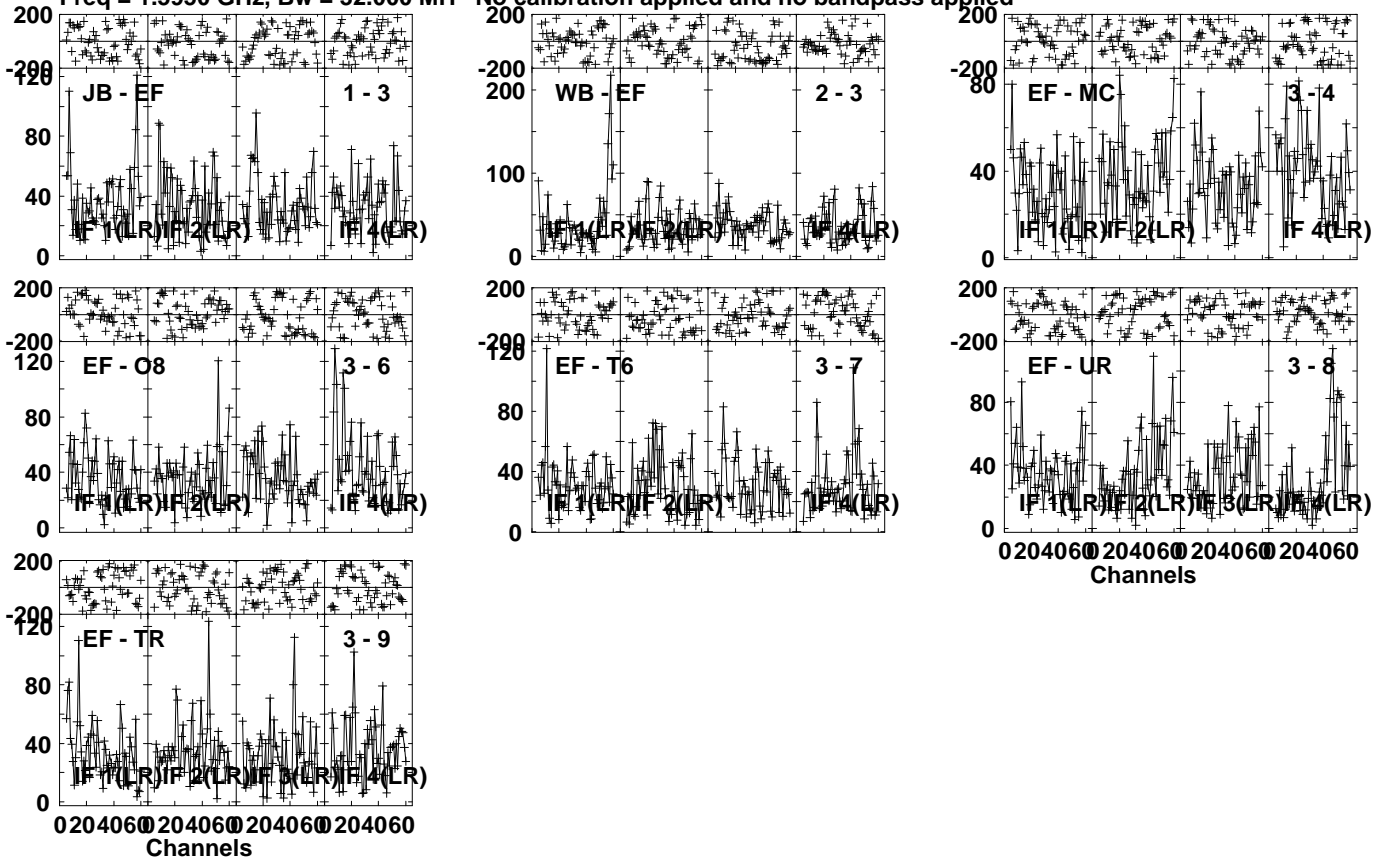


Lower frame: Micro Ampl Jy Top frame: Phas deg  
Vector averaged cross-power spectrum Several baselines displayed  
Timerange: 00/03:39:31 to 00/03:53:59

Plot file version 12 created 19-SEP-2023 11:33:54

UGC1837 EV024H.UVDATA.1

Freq = 1.5950 GHz, Bw = 32.000 MH No calibration applied and no bandpass applied



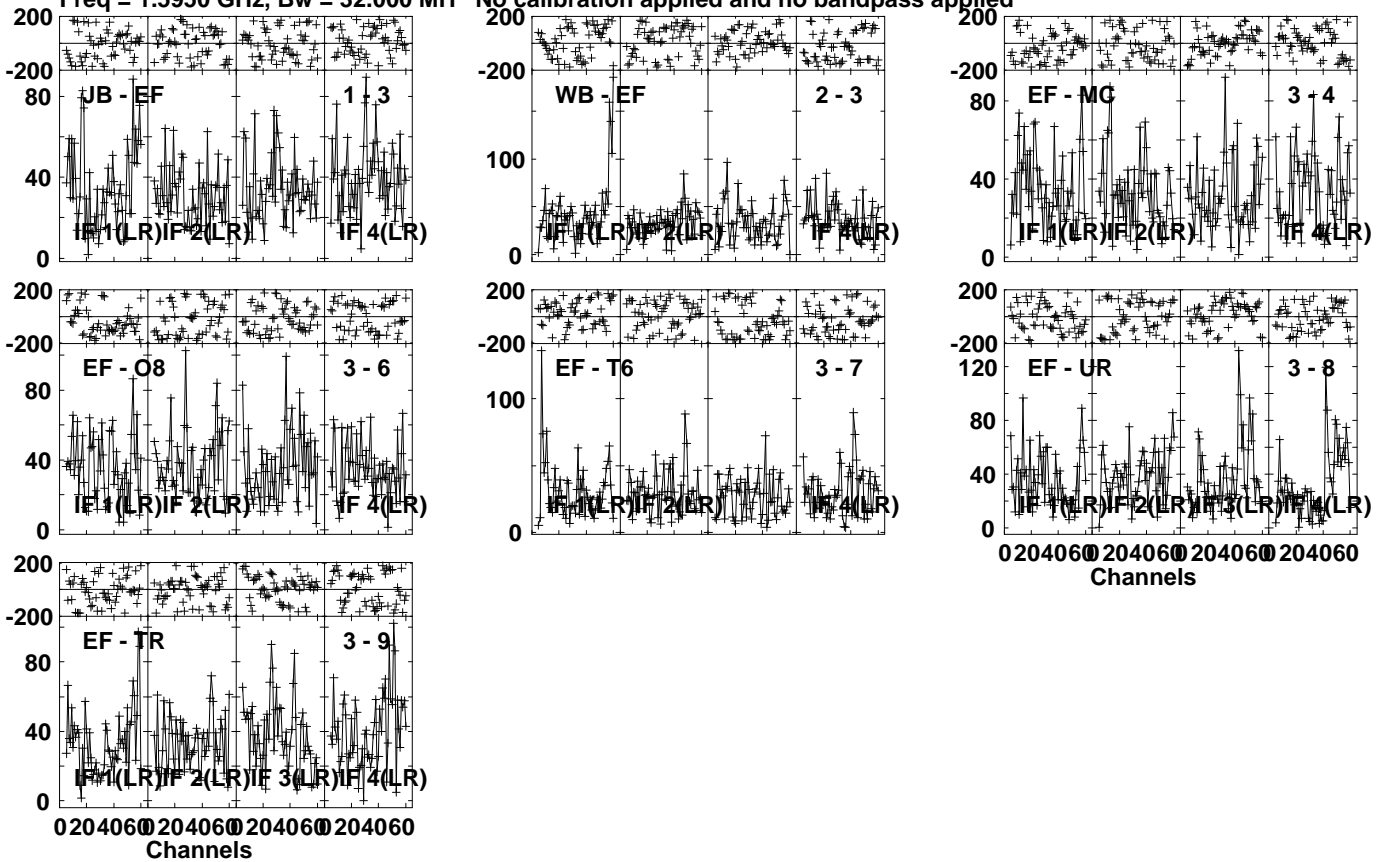
Lower frame: Micro Ampl Jy Top frame: Phas deg  
Vector averaged cross-power spectrum Several baselines displayed  
Timerange: 00/03:54:31 to 00/04:08:59

Plot file version 13 created 19-SEP-2023 11:33:54

UGC1837 EV024H.UVDATA.1

Freq = 1.5950 GHz, Bw = 32.000 MH

No calibration applied and no bandpass applied



Lower frame: Micro Ampl Jy Top frame: Phas deg

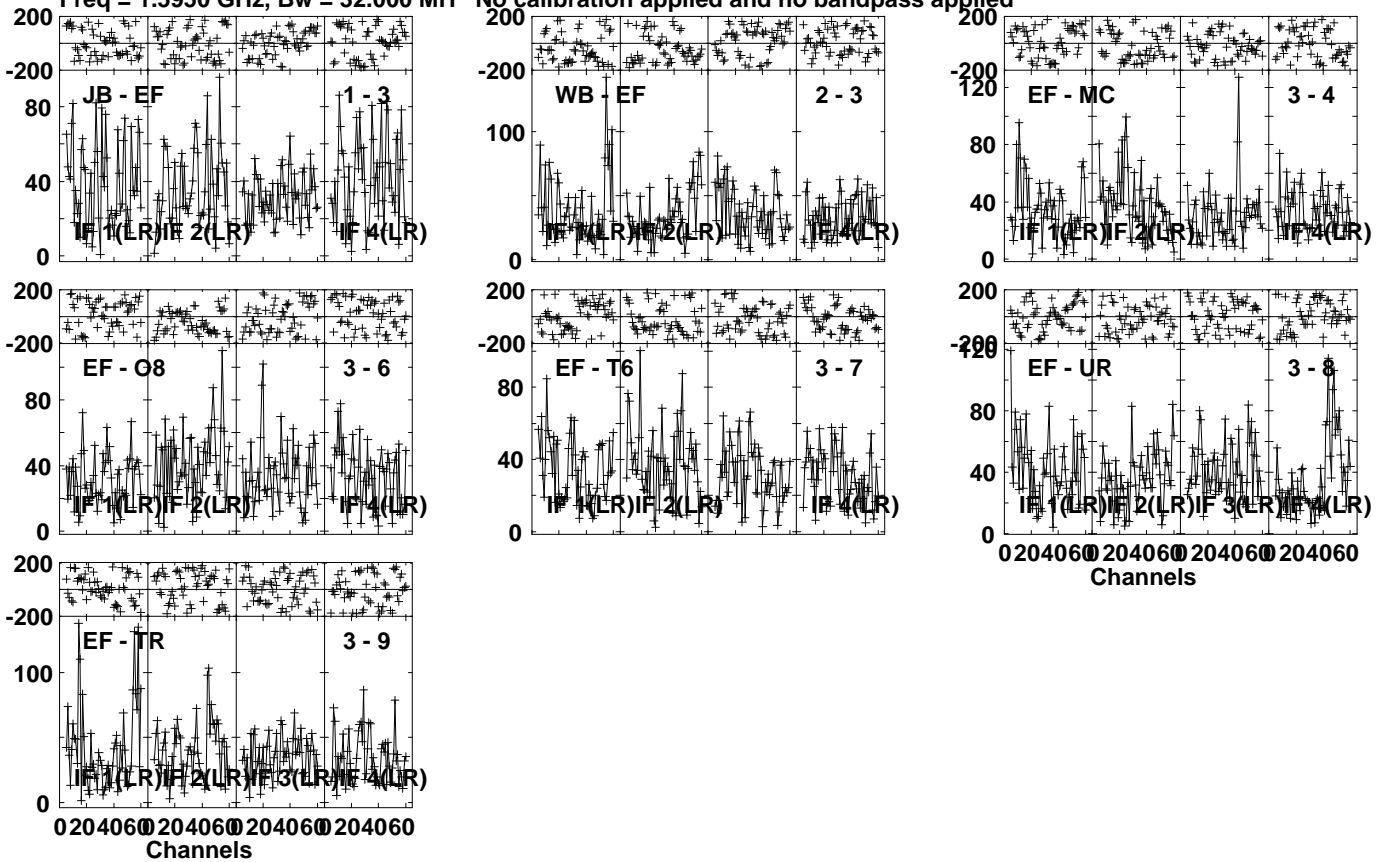
Vector averaged cross-power spectrum Several baselines displayed

Timerange: 00/04:09:31 to 00/04:23:59

Plot file version 14 created 19-SEP-2023 11:33:55

UGC1837 EV024H.UVDATA.1

Freq = 1.5950 GHz, Bw = 32.000 MH No calibration applied and no bandpass applied

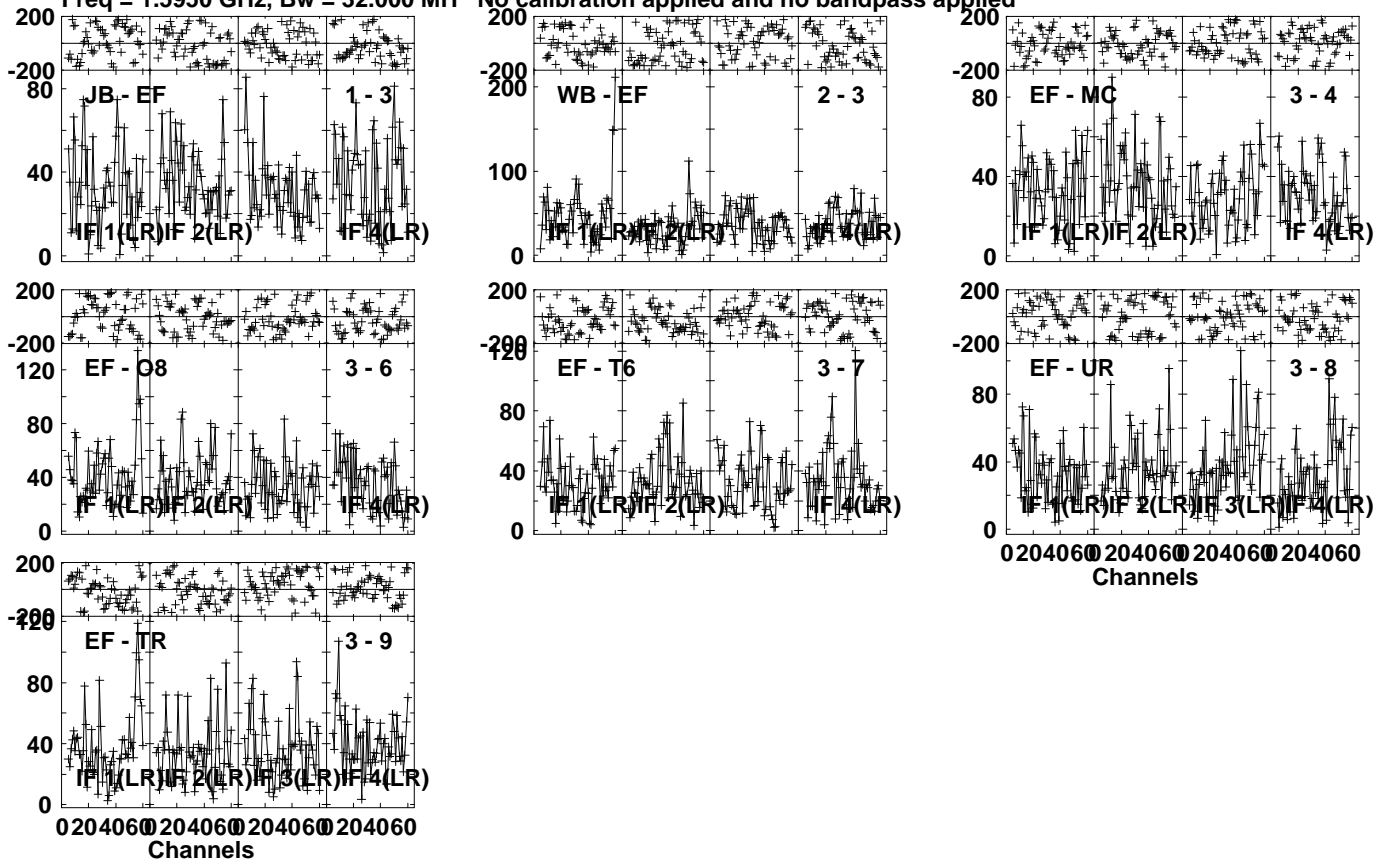


Lower frame: Micro Ampl Jy Top frame: Phas deg  
Vector averaged cross-power spectrum Several baselines displayed  
Timerange: 00/04:24:31 to 00/04:38:59

Plot file version 15 created 19-SEP-2023 11:33:55

UGC1837 EV024H.UVDATA.1

Freq = 1.5950 GHz, Bw = 32.000 MH No calibration applied and no bandpass applied

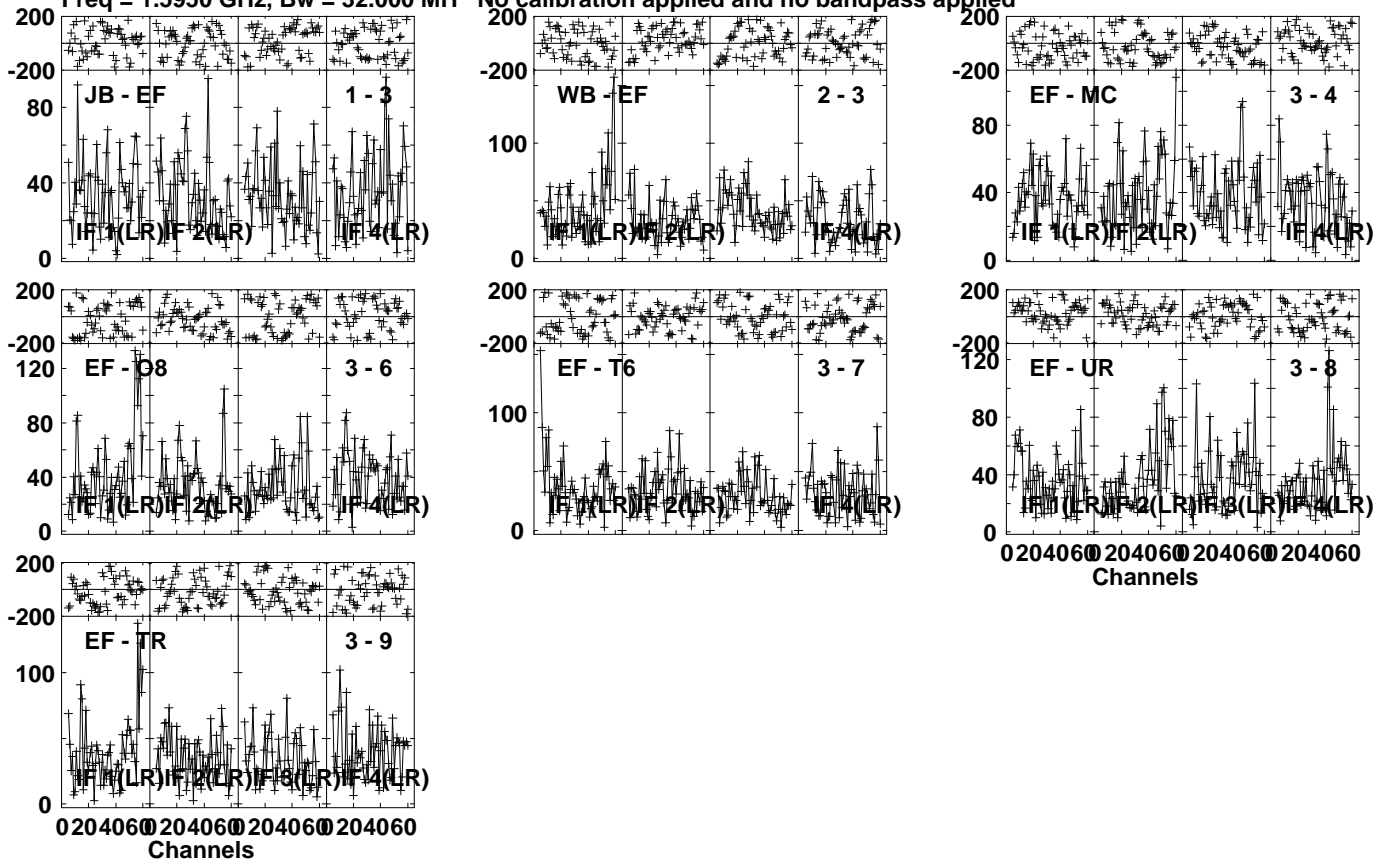


Lower frame: Micro Ampl Jy Top frame: Phas deg  
Vector averaged cross-power spectrum Several baselines displayed  
Timerange: 00/04:39:31 to 00/04:53:59

Plot file version 16 created 19-SEP-2023 11:33:56

UGC1837 EV024H.UVDATA.1

Freq = 1.5950 GHz, Bw = 32.000 MH No calibration applied and no bandpass applied



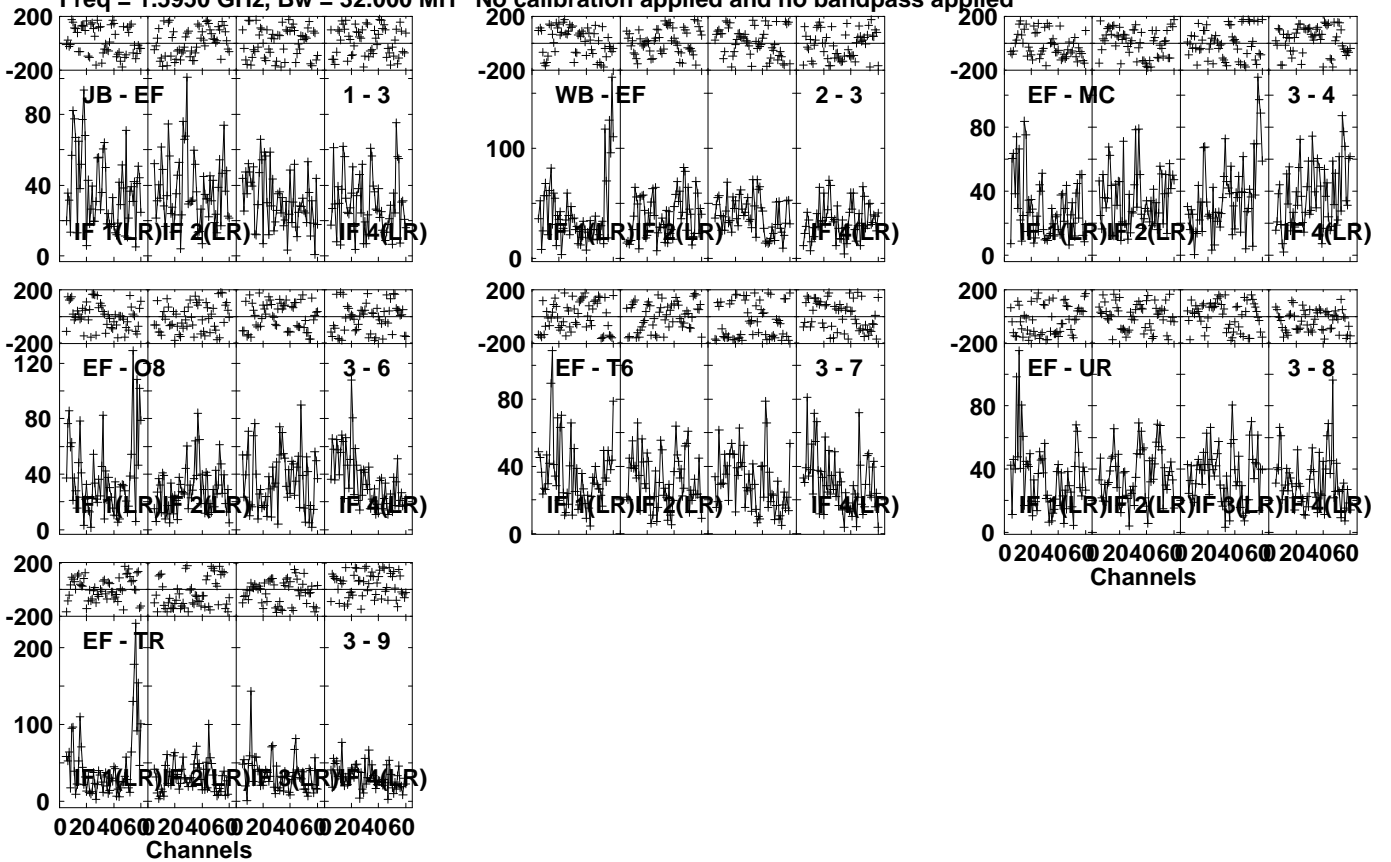
Lower frame: Micro Ampl Jy Top frame: Phas deg  
Vector averaged cross-power spectrum Several baselines displayed  
Timerange: 00/04:54:31 to 00/05:08:59



Plot file version 17 created 19-SEP-2023 11:33:56

UGC1837 EV024H.UVDATA.1

Freq = 1.5950 GHz, Bw = 32.000 MH No calibration applied and no bandpass applied

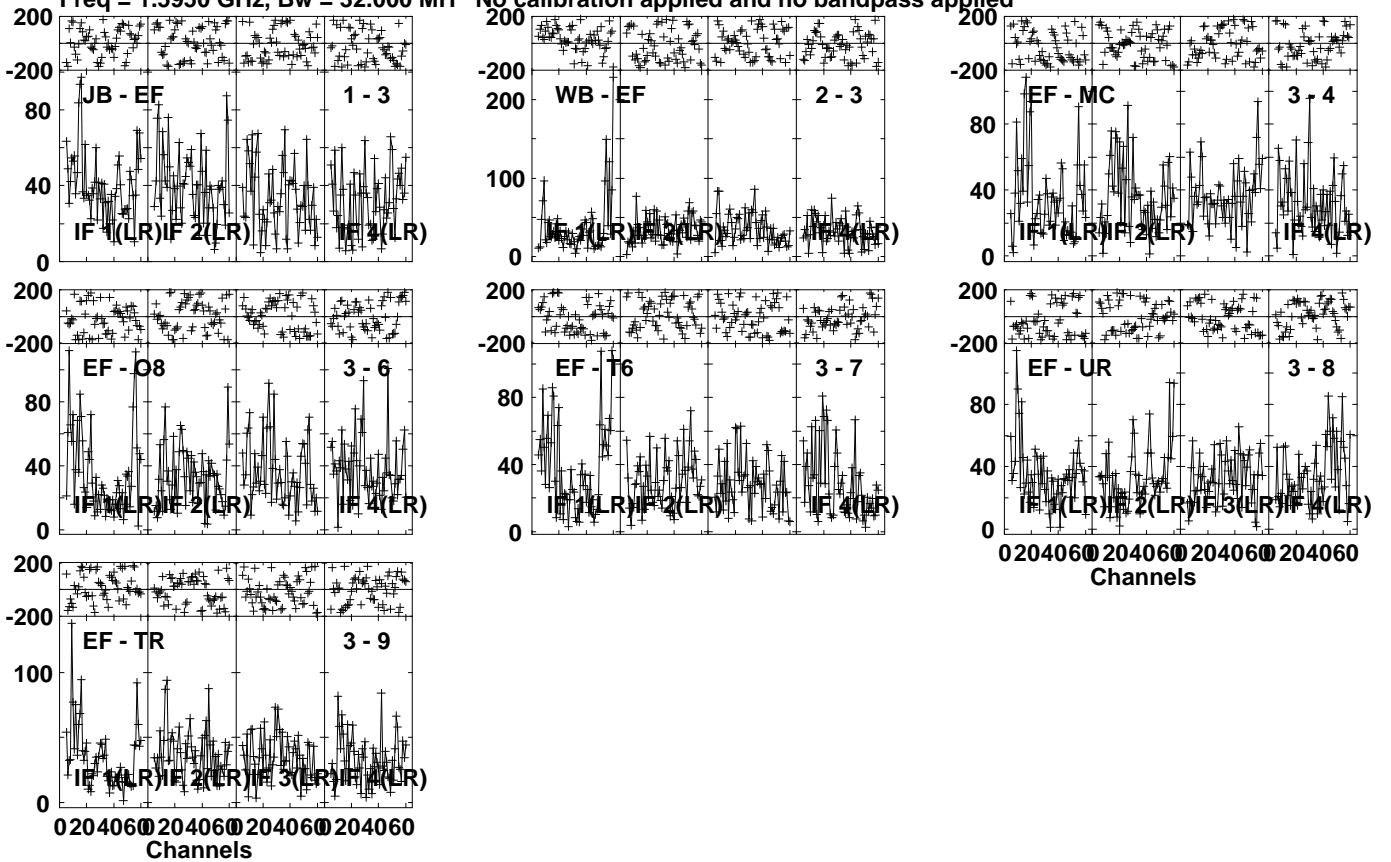


Lower frame: Micro Ampl Jy Top frame: Phas deg  
Vector averaged cross-power spectrum Several baselines displayed  
Timerange: 00/05:09:31 to 00/05:23:59

Plot file version 18 created 19-SEP-2023 11:33:57

UGC1837 EV024H.UVDATA.1

Freq = 1.5950 GHz, Bw = 32.000 MH No calibration applied and no bandpass applied

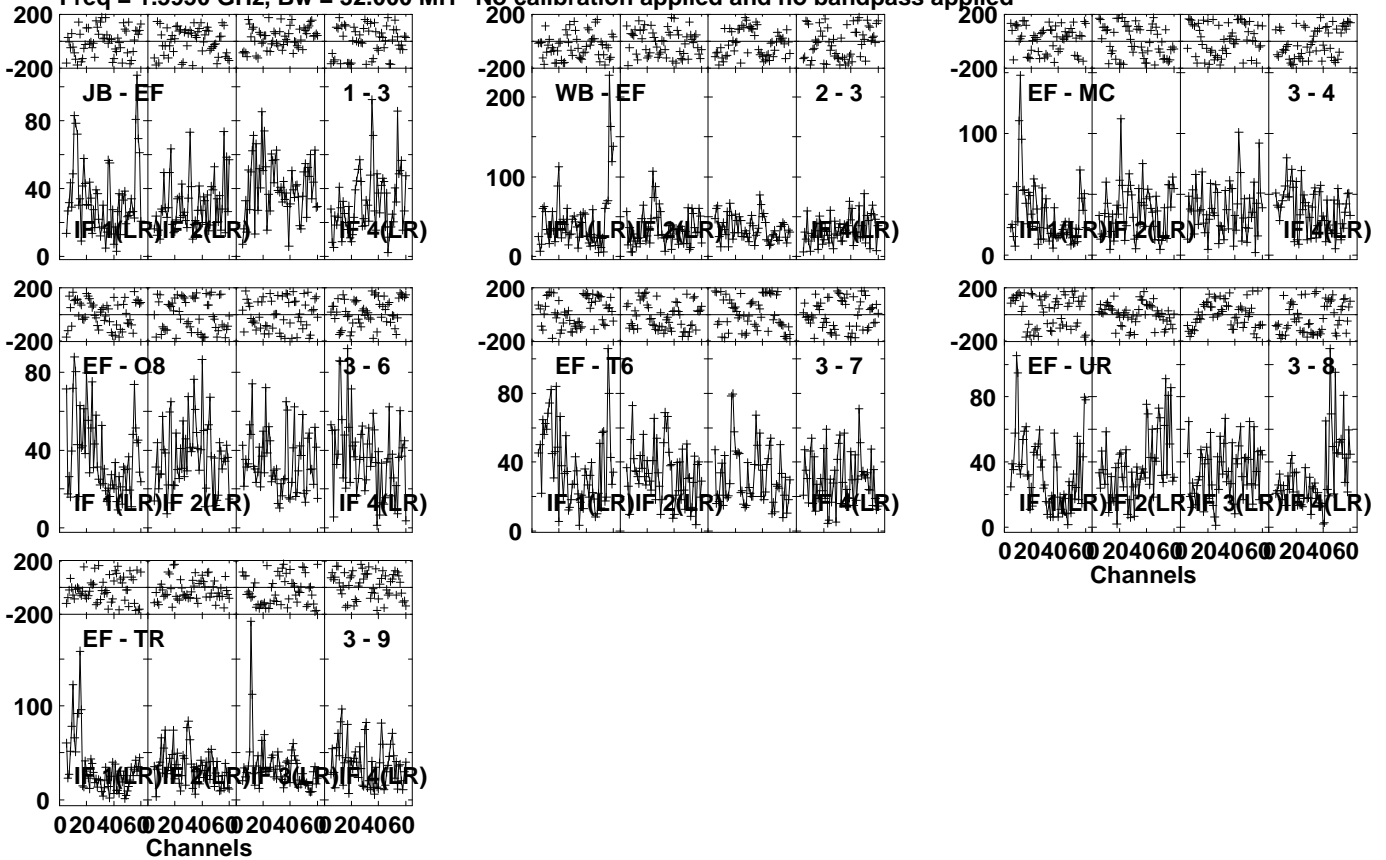


Lower frame: Micro Ampl Jy Top frame: Phas deg  
Vector averaged cross-power spectrum Several baselines displayed  
Timerange: 00/05:24:31 to 00/05:38:59

Plot file version 19 created 19-SEP-2023 11:33:57

UGC1837 EV024H.UVDATA.1

Freq = 1.5950 GHz, Bw = 32.000 MH No calibration applied and no bandpass applied

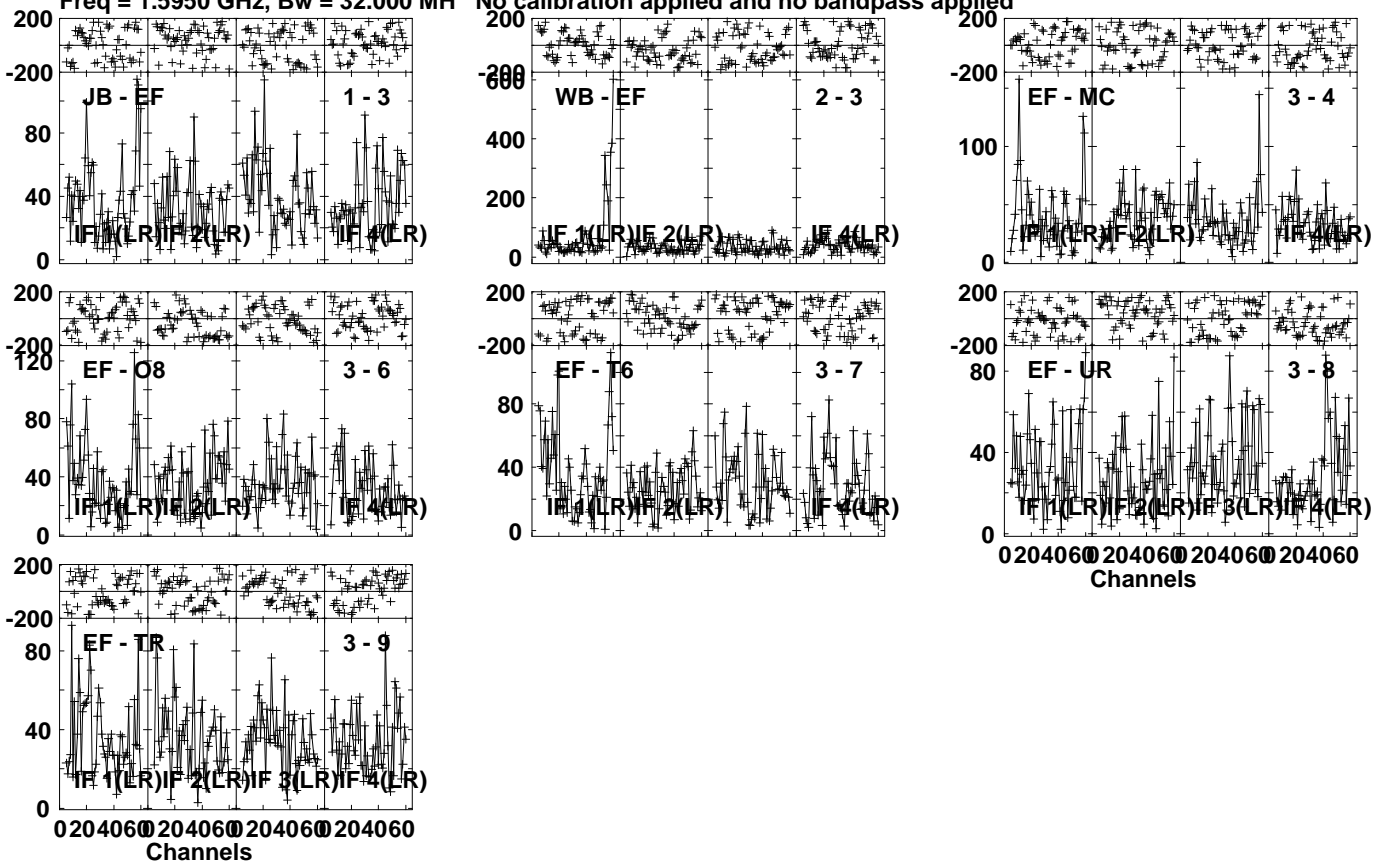


Lower frame: Micro Ampl Jy Top frame: Phas deg  
Vector averaged cross-power spectrum Several baselines displayed  
Timerange: 00/05:39:31 to 00/05:53:59

Plot file version 20 created 19-SEP-2023 11:33:58

UGC1837 EV024H.UVDATA.1

Freq = 1.5950 GHz, Bw = 32.000 MH No calibration applied and no bandpass applied

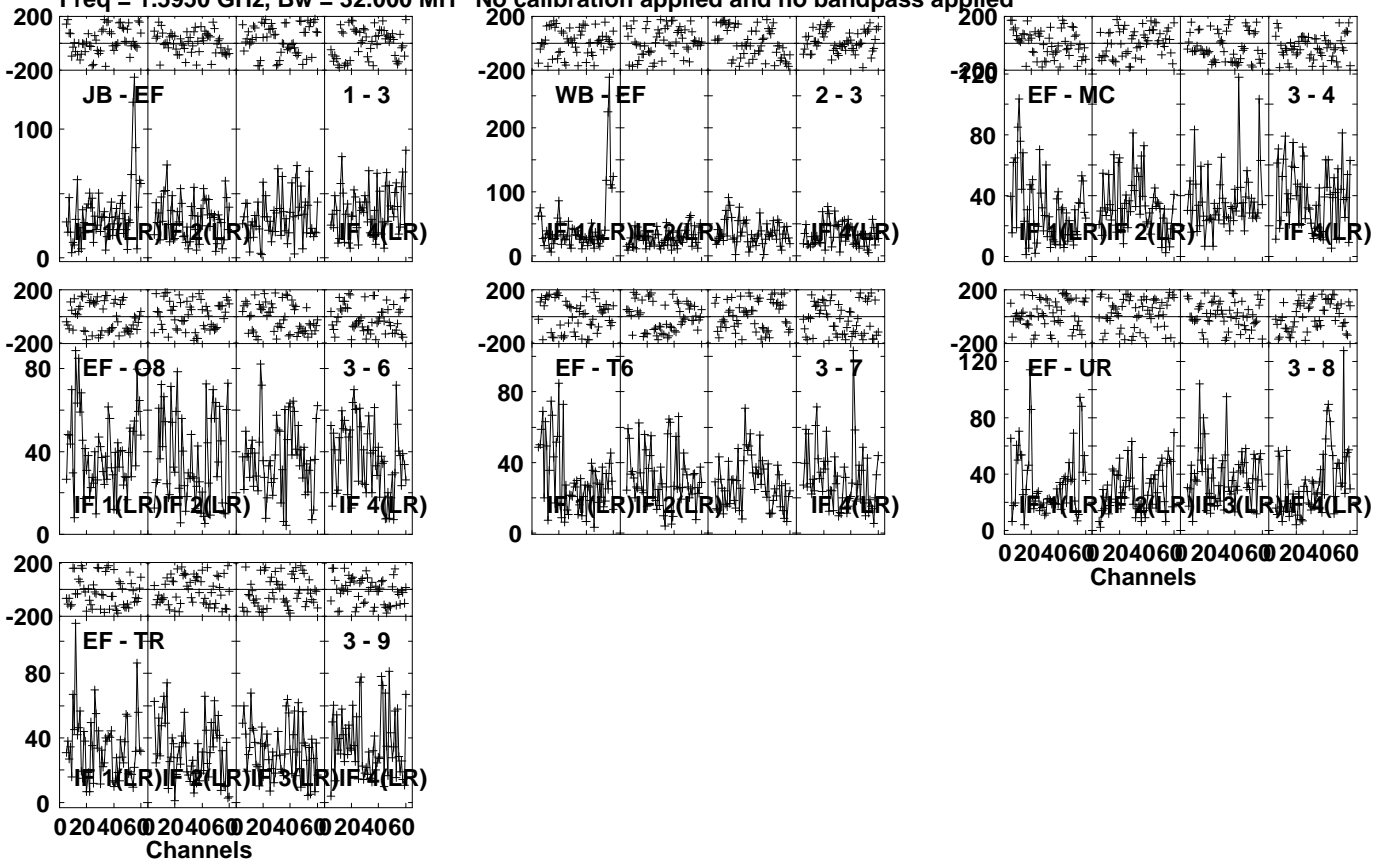


Lower frame: Micro Ampl Jy Top frame: Phas deg  
Vector averaged cross-power spectrum Several baselines displayed  
Timerange: 00/05:54:31 to 00/06:08:59

Plot file version 21 created 19-SEP-2023 11:33:58

UGC1837 EV024H.UVDATA.1

Freq = 1.5950 GHz, Bw = 32.000 MH No calibration applied and no bandpass applied

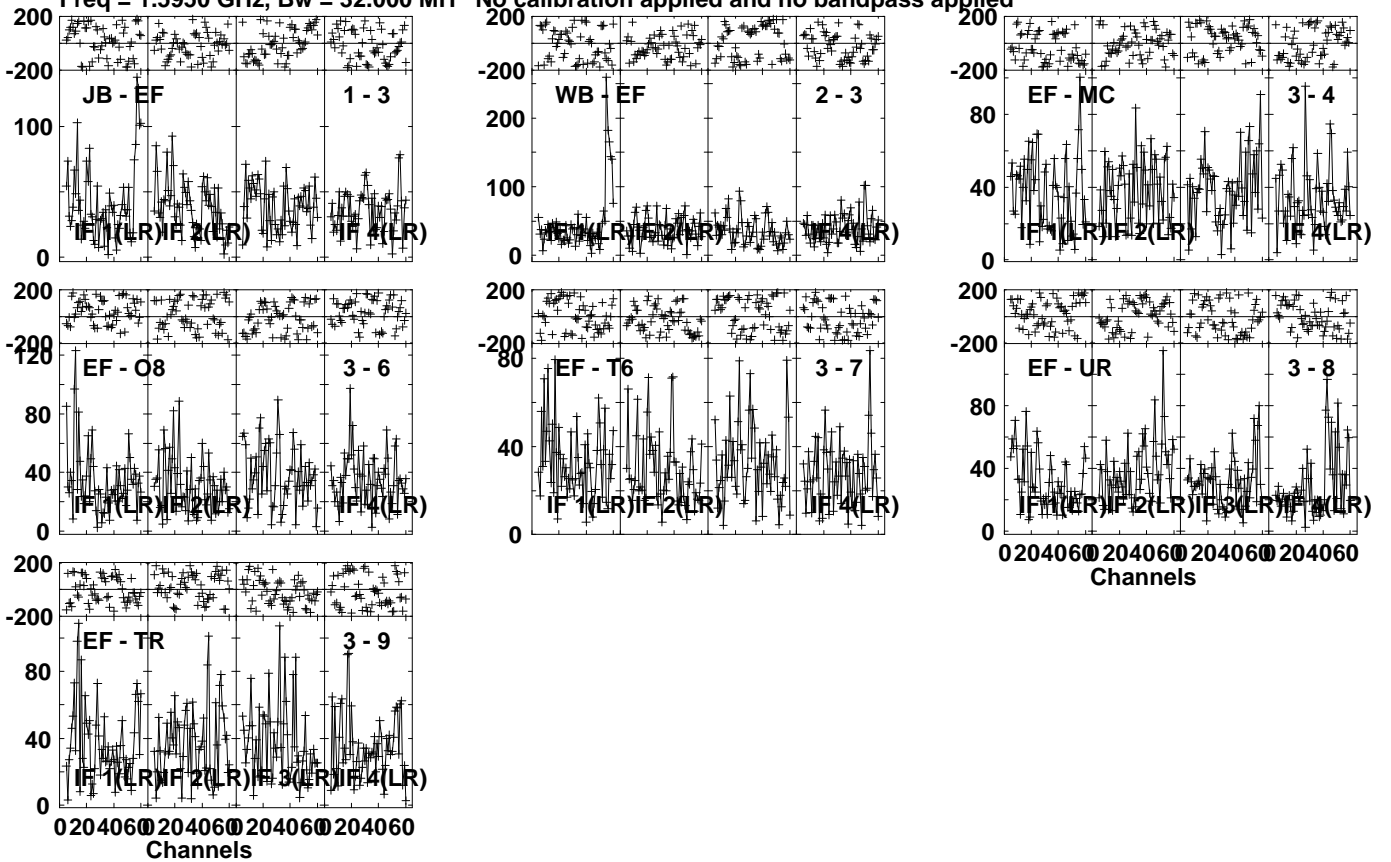


Lower frame: Micro Ampl Jy Top frame: Phas deg  
Vector averaged cross-power spectrum Several baselines displayed  
Timerange: 00/06:09:31 to 00/06:23:59

Plot file version 22 created 19-SEP-2023 11:33:59

UGC1837 EV024H.UVDATA.1

Freq = 1.5950 GHz, Bw = 32.000 MH No calibration applied and no bandpass applied

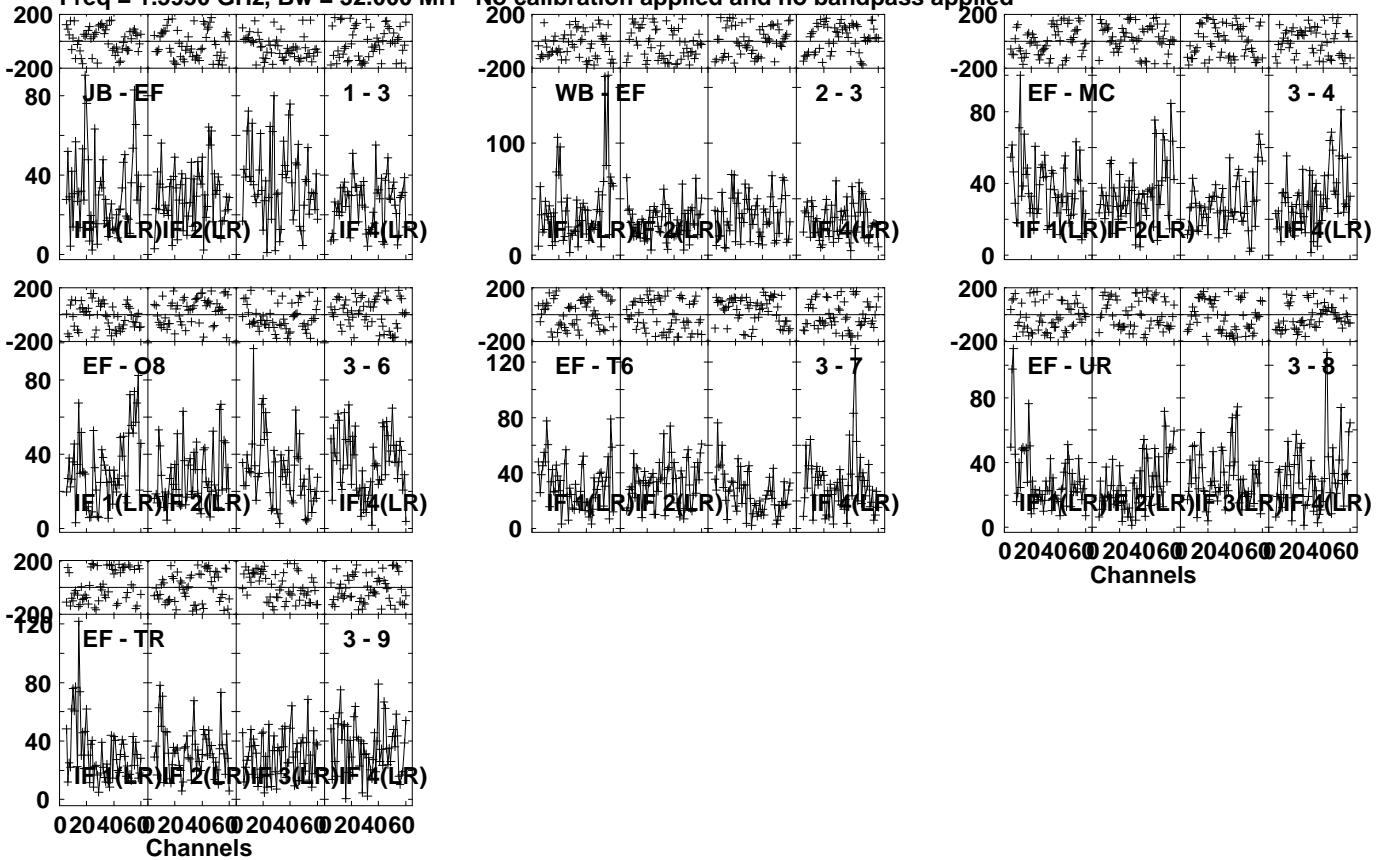


Lower frame: Micro Ampl Jy Top frame: Phas deg  
Vector averaged cross-power spectrum Several baselines displayed  
Timerange: 00/06:24:31 to 00/06:38:59

Plot file version 23 created 19-SEP-2023 11:33:59

UGC1837 EV024H.UVDATA.1

Freq = 1.5950 GHz, Bw = 32.000 MH No calibration applied and no bandpass applied



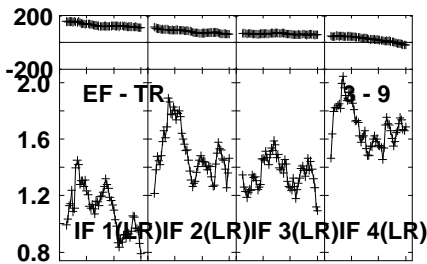
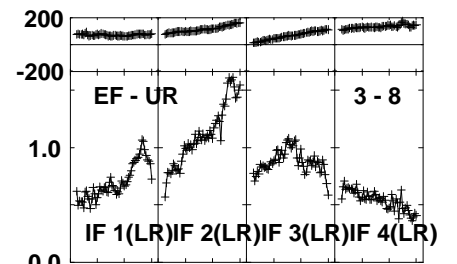
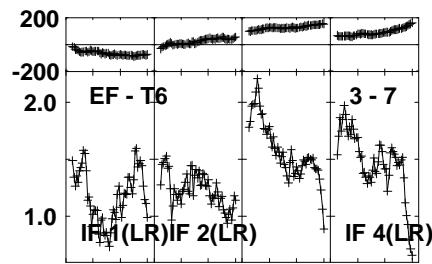
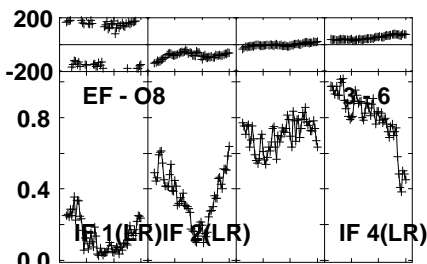
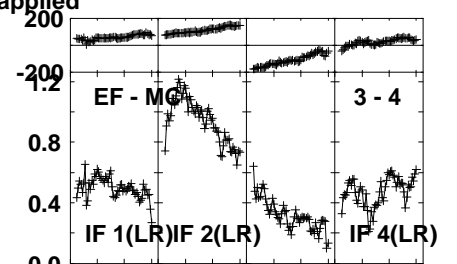
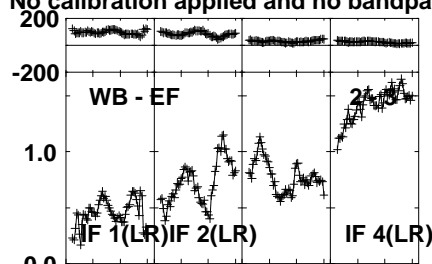
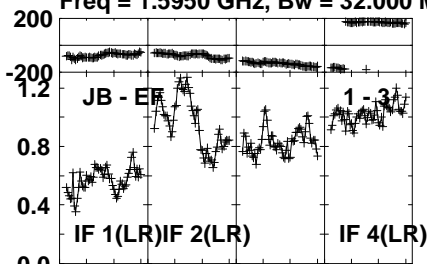
Lower frame: Micro Ampl Jy Top frame: Phas deg  
Vector averaged cross-power spectrum Several baselines displayed  
Timerange: 00/06:39:31 to 00/06:57:59

Plot file version 24 created 19-SEP-2023 11:33:59

0133+476 EV024H.UVDATA.1

Freq = 1.5950 GHz, Bw = 32.000 MH

No calibration applied and no bandpass applied



0204060 204060 204060 204060 204060

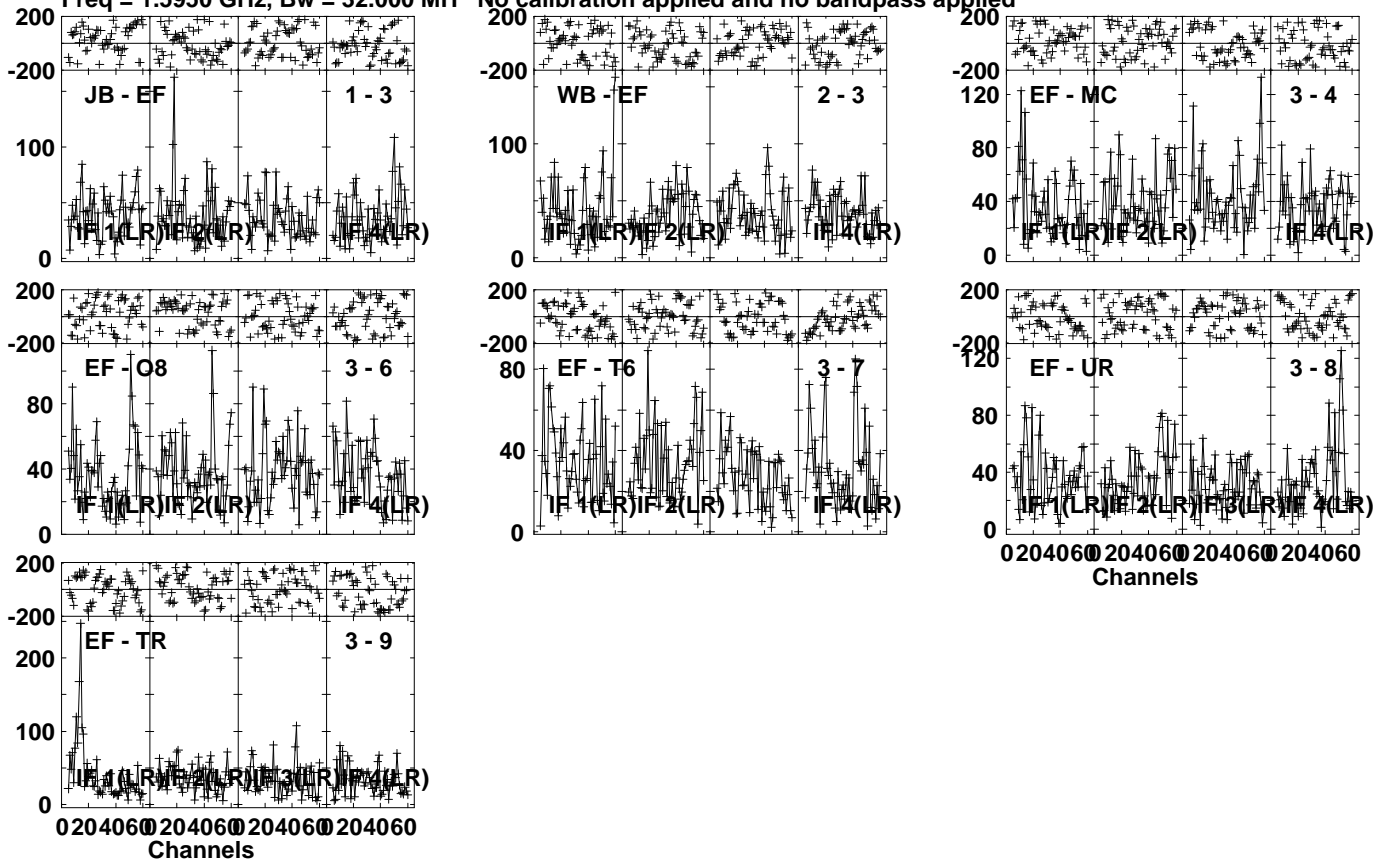
Channels  
Lower frame: Milli Ampl Jy Top frame: Phas deg  
Vector averaged cross-power spectrum Several baselines displayed  
Timerange: 00/06:59:01 to 00/07:03:59



Plot file version 25 created 19-SEP-2023 11:34:00

UGC1837 EV024H.UVDATA.1

Freq = 1.5950 GHz, Bw = 32.000 MH No calibration applied and no bandpass applied

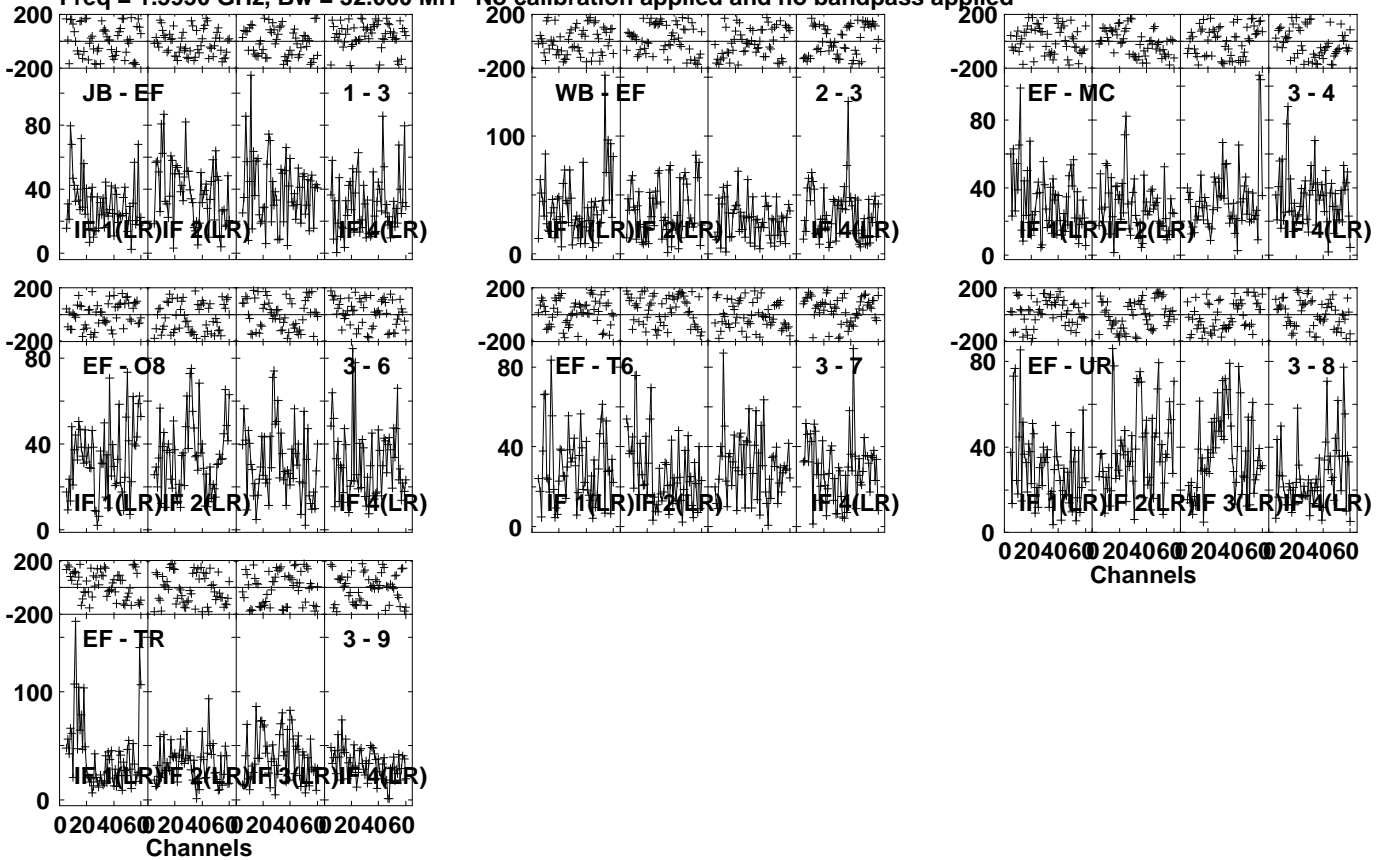


Lower frame: Micro Ampl Jy Top frame: Phas deg  
Vector averaged cross-power spectrum Several baselines displayed  
Timerange: 00/07:05:01 to 00/07:18:49

Plot file version 26 created 19-SEP-2023 11:34:00

UGC1837 EV024H.UVDATA.1

Freq = 1.5950 GHz, Bw = 32.000 MH No calibration applied and no bandpass applied

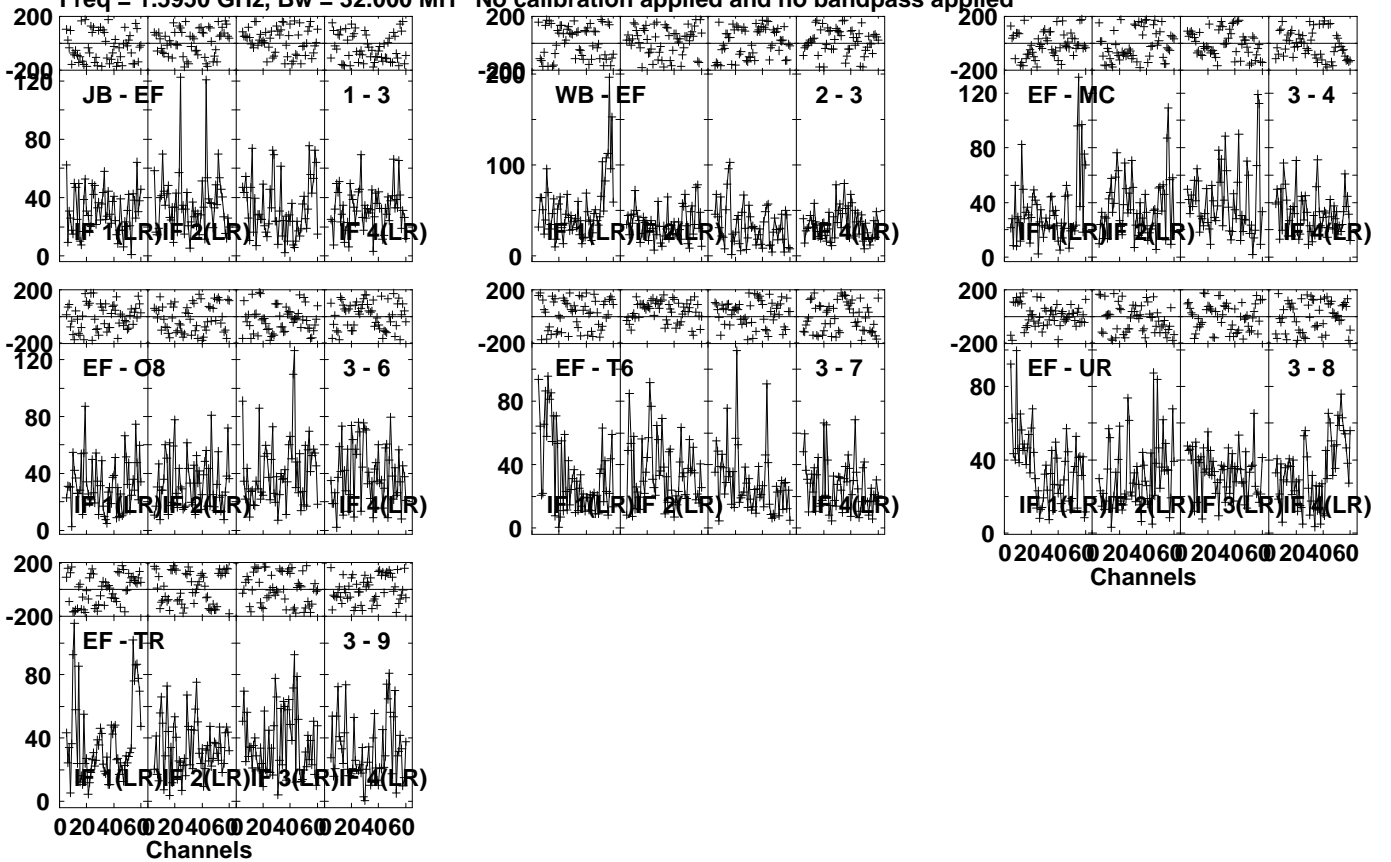


Lower frame: Micro Ampl Jy Top frame: Phas deg  
Vector averaged cross-power spectrum Several baselines displayed  
Timerange: 00/07:19:21 to 00/07:33:49

Plot file version 27 created 19-SEP-2023 11:34:01

UGC1837 EV024H.UVDATA.1

Freq = 1.5950 GHz, Bw = 32.000 MH No calibration applied and no bandpass applied

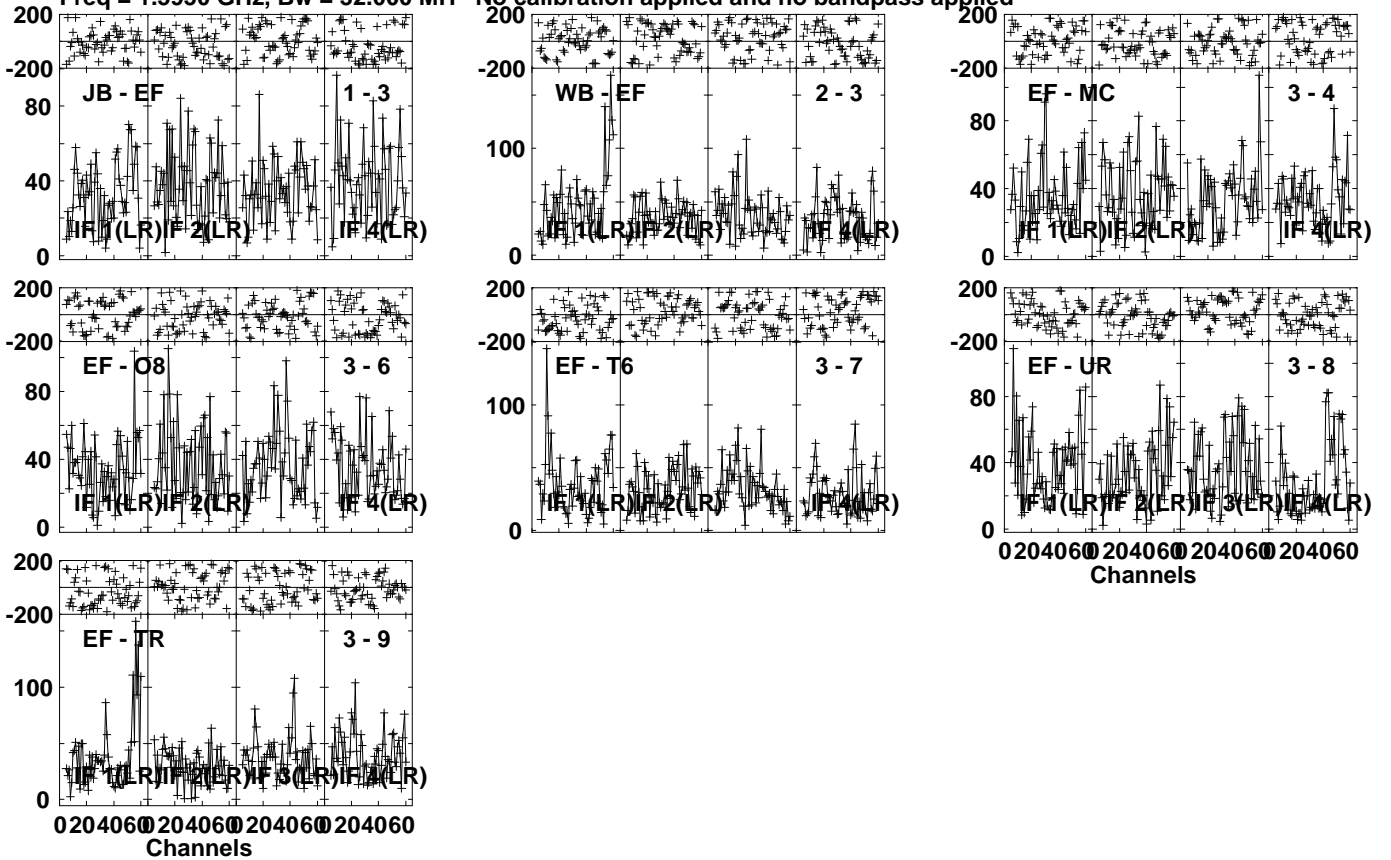


Lower frame: Micro Ampl Jy Top frame: Phas deg  
Vector averaged cross-power spectrum Several baselines displayed  
Timerange: 00/07:34:21 to 00/07:48:49

Plot file version 28 created 19-SEP-2023 11:34:01

UGC1837 EV024H.UVDATA.1

Freq = 1.5950 GHz, Bw = 32.000 MH No calibration applied and no bandpass applied

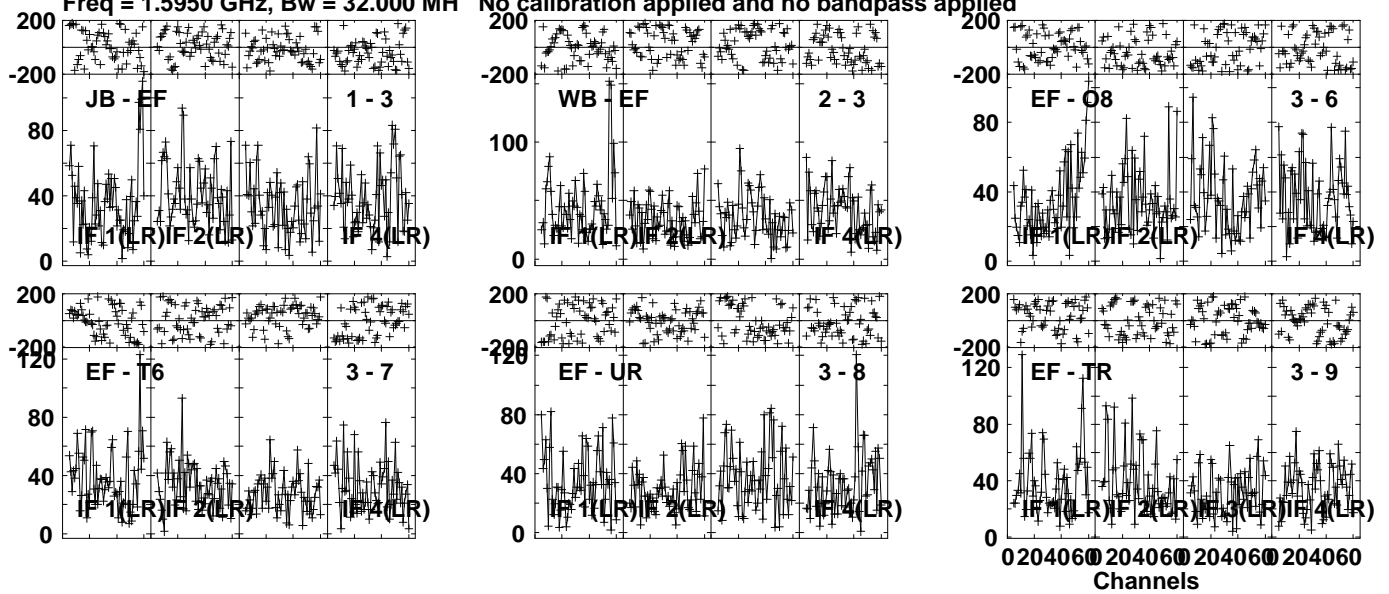


Lower frame: Micro Ampl Jy Top frame: Phas deg  
Vector averaged cross-power spectrum Several baselines displayed  
Timerange: 00/07:49:21 to 00/08:03:49

Plot file version 29 created 19-SEP-2023 11:34:01

UGC1837 EV024H.UVDATA.1

Freq = 1.5950 GHz, Bw = 32.000 MH No calibration applied and no bandpass applied

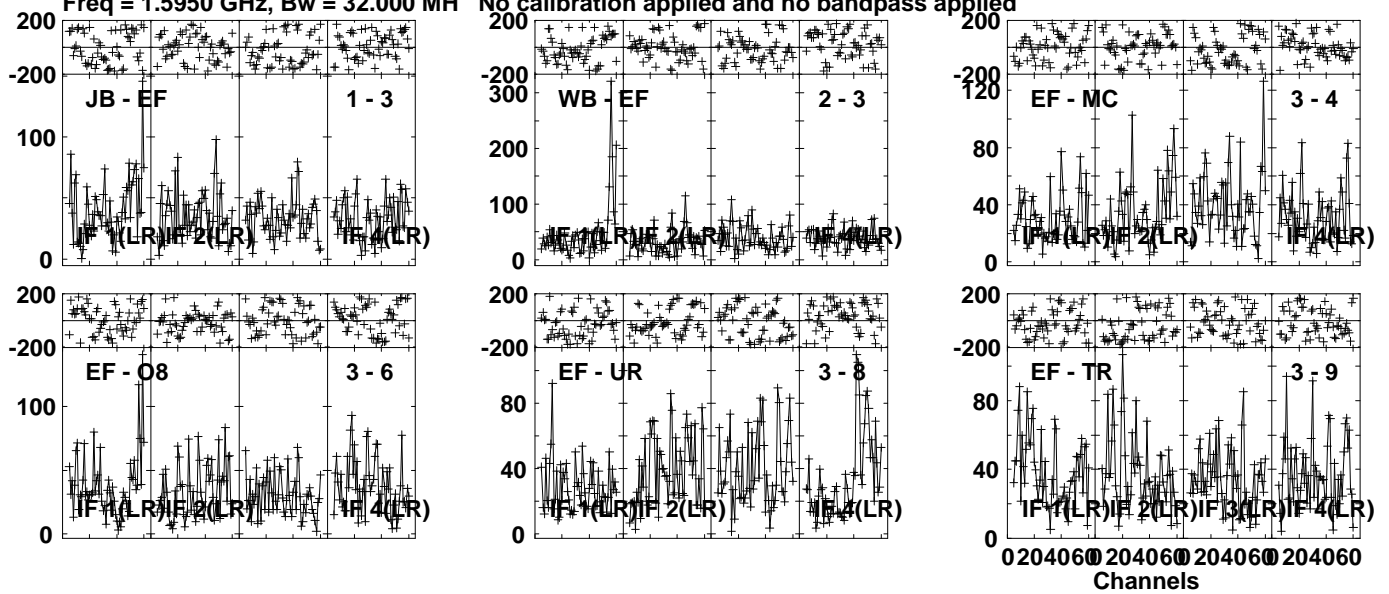


Lower frame: Micro Ampl Jy Top frame: Phas deg  
Vector averaged cross-power spectrum Several baselines displayed  
Timerange: 00/08:04:21 to 00/08:18:49

Plot file version 30 created 19-SEP-2023 11:34:02

UGC1837 EV024H.UVDATA.1

Freq = 1.5950 GHz, Bw = 32.000 MH No calibration applied and no bandpass applied

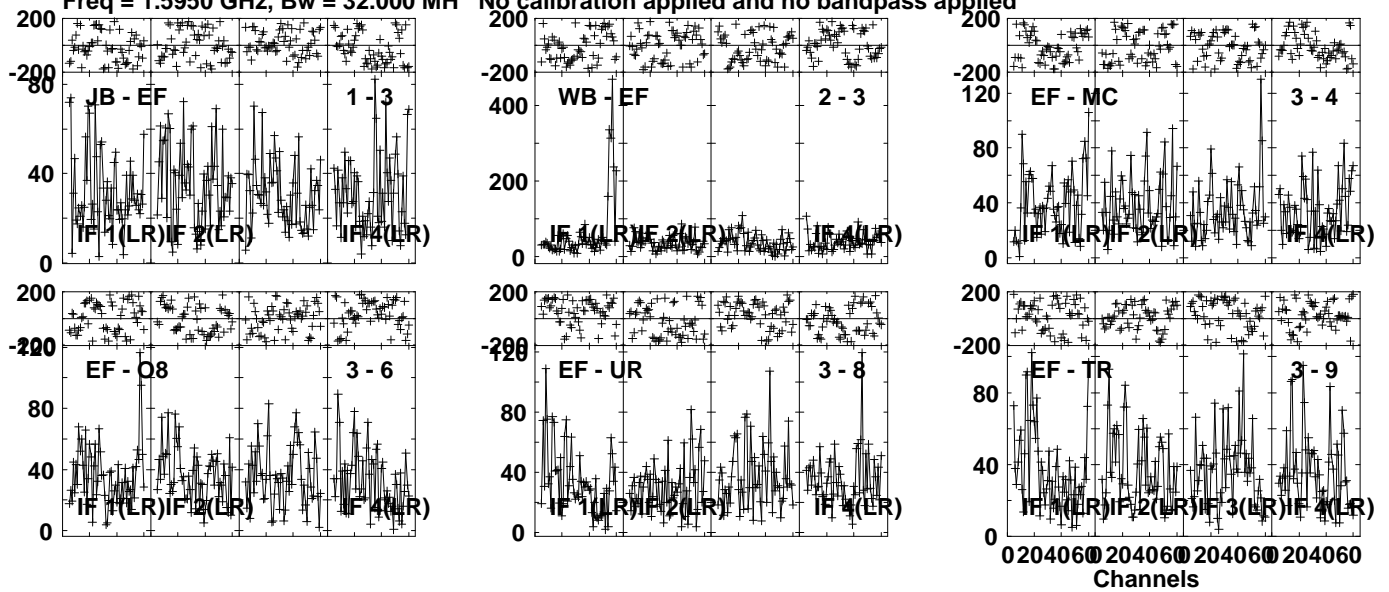


Lower frame: Micro Ampl Jy Top frame: Phas deg  
Vector averaged cross-power spectrum Several baselines displayed  
Timerange: 00/08:19:21 to 00/08:33:49

Plot file version 31 created 19-SEP-2023 11:34:02

UGC1837 EV024H.UVDATA.1

Freq = 1.5950 GHz, Bw = 32.000 MH No calibration applied and no bandpass applied

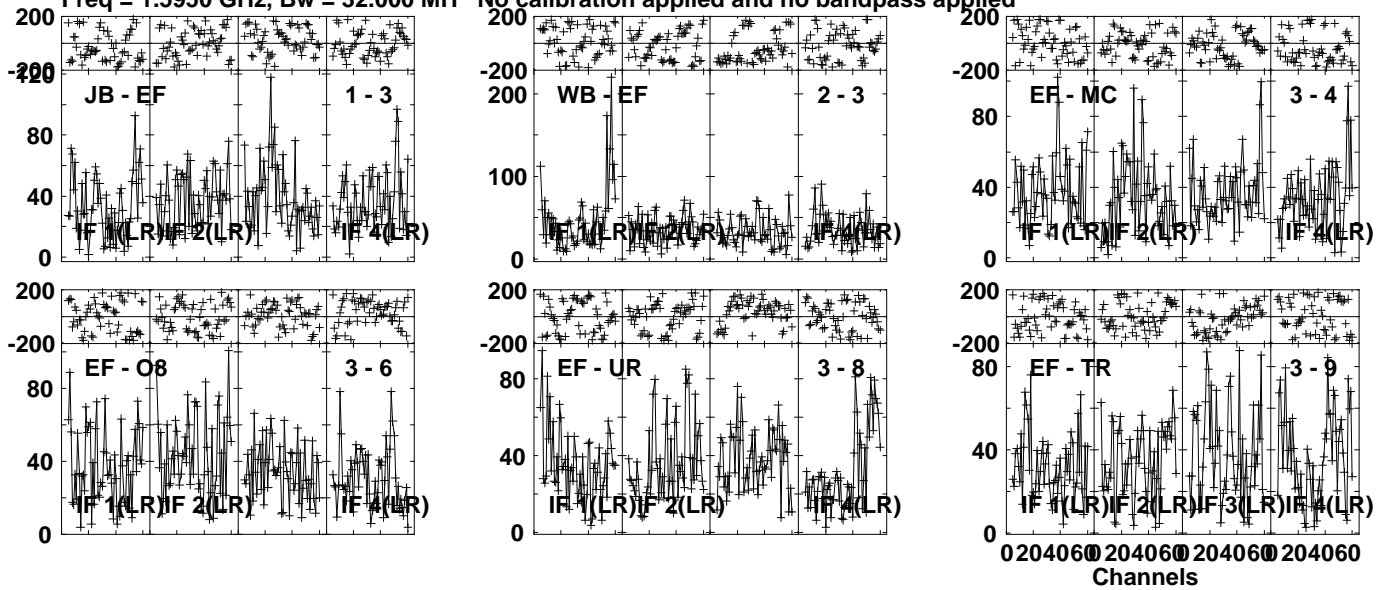


Lower frame: Micro Ampl Jy Top frame: Phas deg  
Vector averaged cross-power spectrum Several baselines displayed  
Timerange: 00/08:34:21 to 00/08:48:49

Plot file version 32 created 19-SEP-2023 11:34:02

UGC1837 EV024H.UVDATA.1

Freq = 1.5950 GHz, Bw = 32.000 MH No calibration applied and no bandpass applied



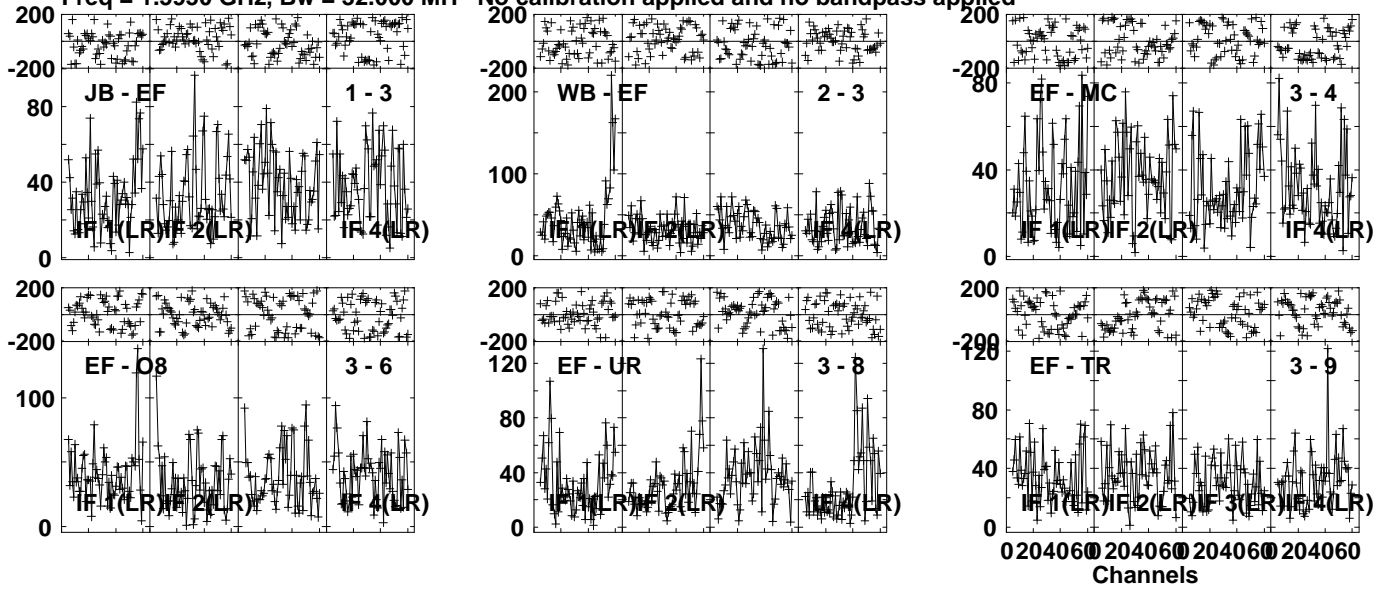
Lower frame: Micro Ampl Jy Top frame: Phas deg  
Vector averaged cross-power spectrum Several baselines displayed  
Timerange: 00/08:49:21 to 00/09:03:49



Plot file version 33 created 19-SEP-2023 11:34:03

UGC1837 EV024H.UVDATA.1

Freq = 1.5950 GHz, Bw = 32.000 MH No calibration applied and no bandpass applied

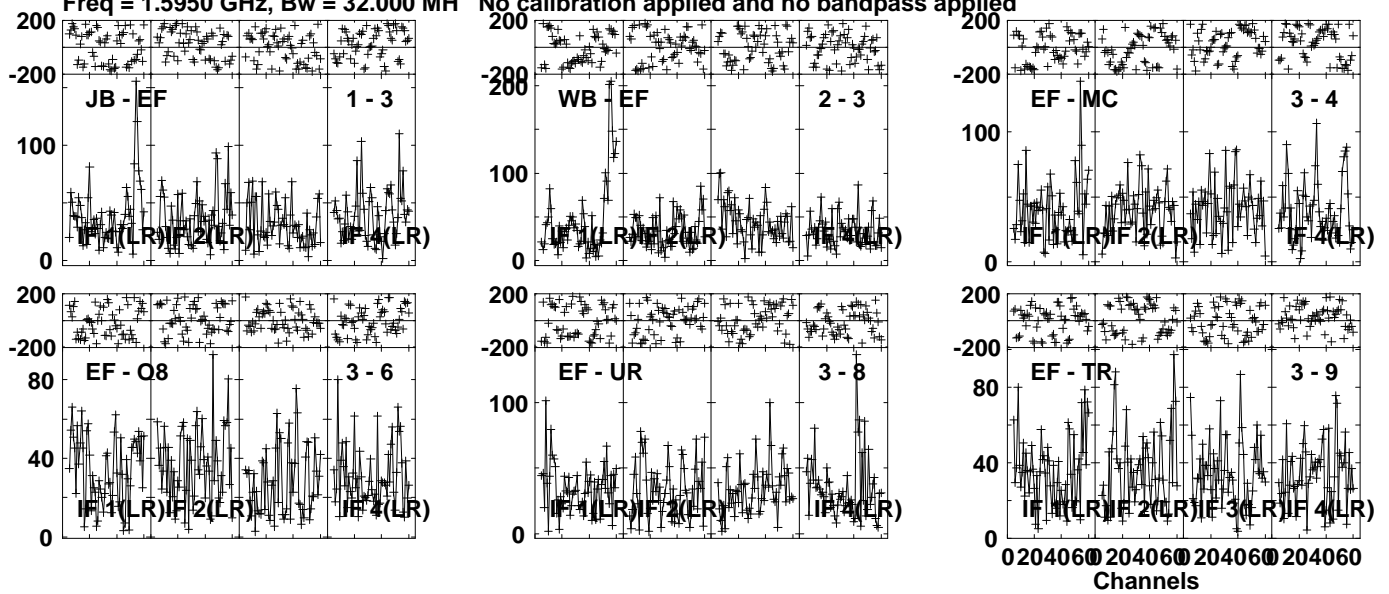


Lower frame: Micro Ampl Jy Top frame: Phas deg  
Vector averaged cross-power spectrum Several baselines displayed  
Timerange: 00/09:04:21 to 00/09:18:49

Plot file version 34 created 19-SEP-2023 11:34:03

UGC1837 EV024H.UVDATA.1

Freq = 1.5950 GHz, Bw = 32.000 MH No calibration applied and no bandpass applied

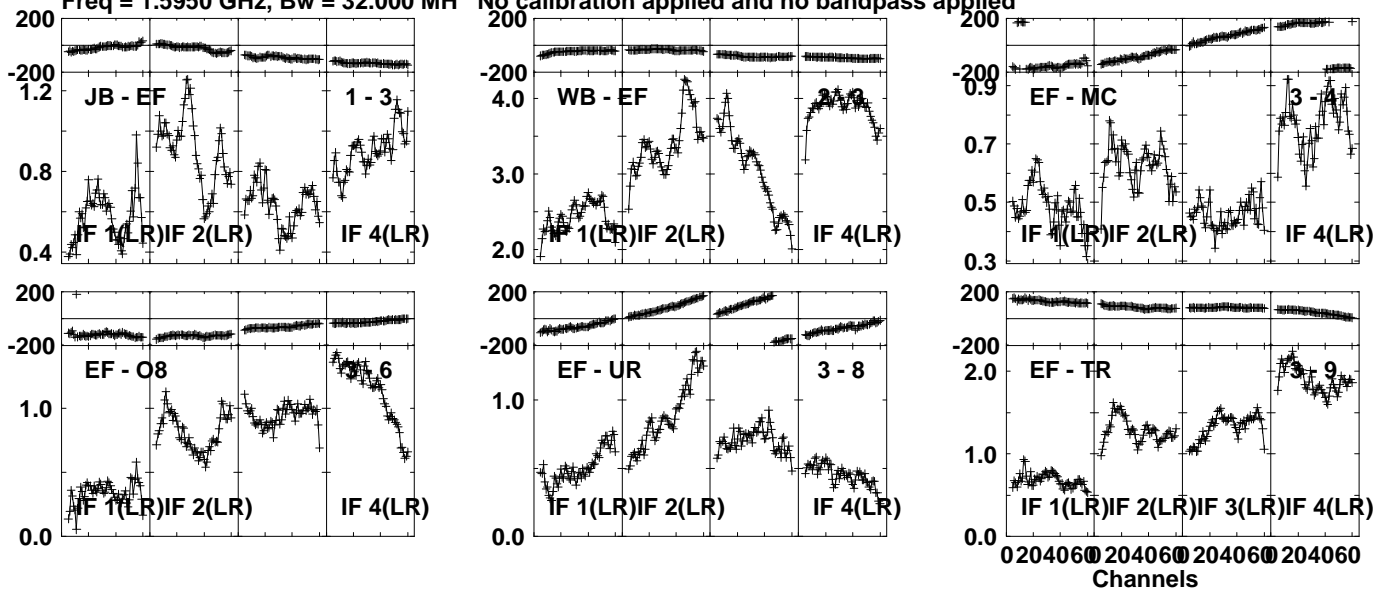


Lower frame: Micro Ampl Jy Top frame: Phas deg  
Vector averaged cross-power spectrum Several baselines displayed  
Timerange: 00/09:19:21 to 00/09:33:49

Plot file version 35 created 19-SEP-2023 11:34:03

0133+476 EV024H.UVDATA.1

Freq = 1.5950 GHz, Bw = 32.000 MH No calibration applied and no bandpass applied

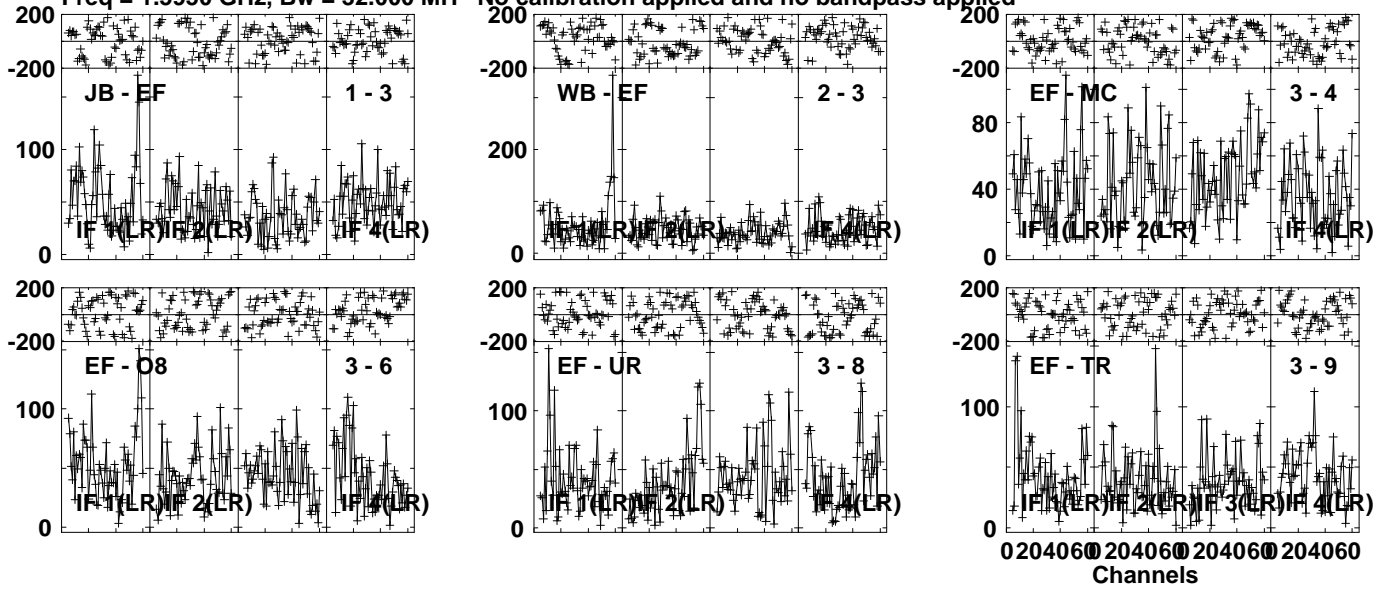


Lower frame: Milli Ampl Jy Top frame: Phas deg  
Vector averaged cross-power spectrum Several baselines displayed  
Timerange: 00/09:35:51 to 00/09:40:49

Plot file version 36 created 19-SEP-2023 11:34:04

UGC1837 EV024H.UVDATA.1

Freq = 1.5950 GHz, Bw = 32.000 MH No calibration applied and no bandpass applied

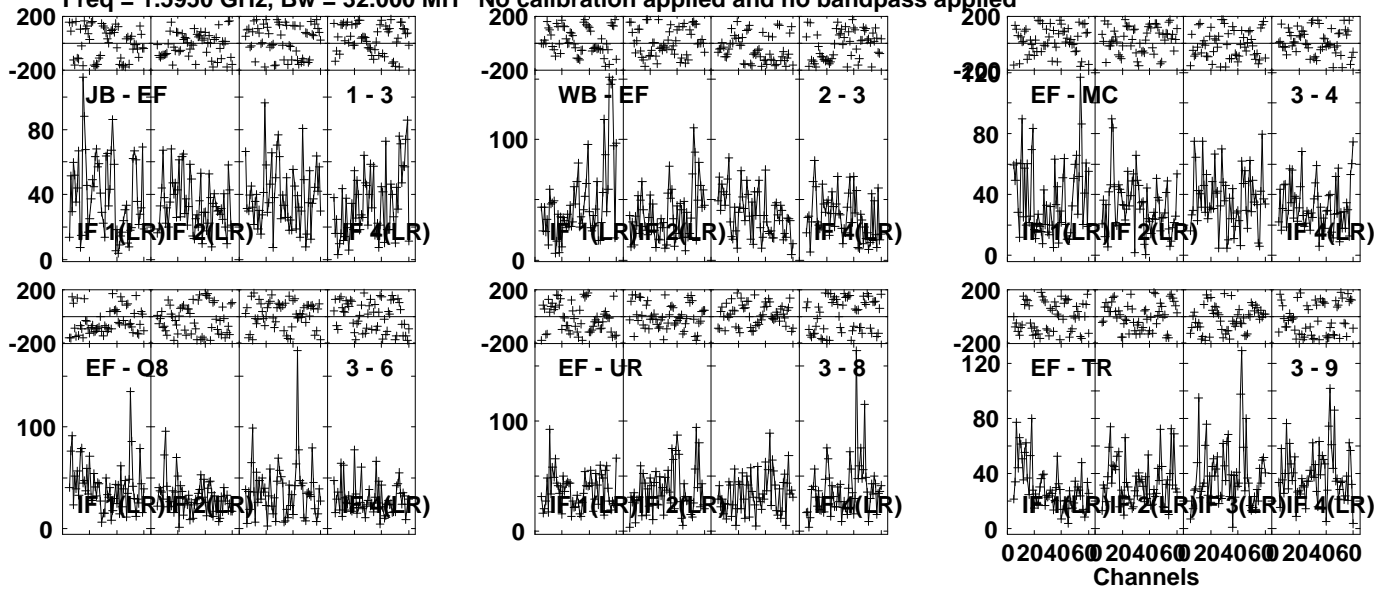


Lower frame: Micro Ampl Jy Top frame: Phas deg  
Vector averaged cross-power spectrum Several baselines displayed  
Timerange: 00/09:42:01 to 00/09:52:59

Plot file version 37 created 19-SEP-2023 11:34:04

UGC1837 EV024H.UVDATA.1

Freq = 1.5950 GHz, Bw = 32.000 MH No calibration applied and no bandpass applied

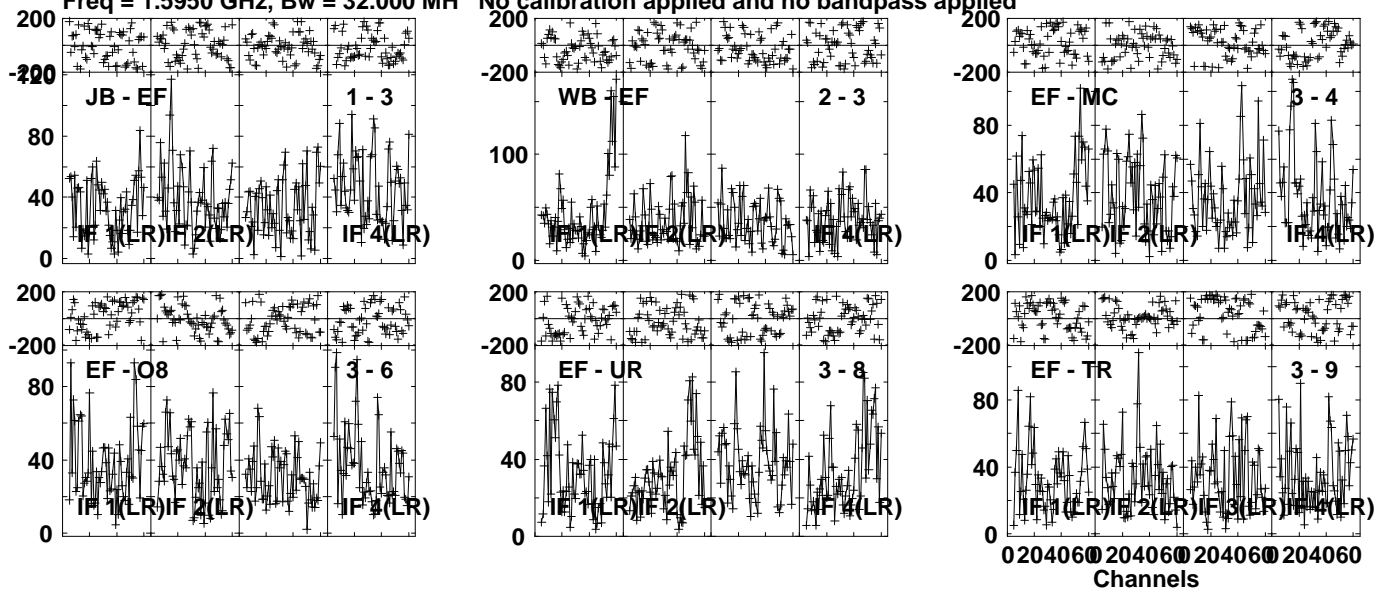


Lower frame: Micro Ampl Jy Top frame: Phas deg  
Vector averaged cross-power spectrum Several baselines displayed  
Timerange: 00/09:53:31 to 00/10:07:59

Plot file version 38 created 19-SEP-2023 11:34:04

UGC1837 EV024H.UVDATA.1

Freq = 1.5950 GHz, Bw = 32.000 MH No calibration applied and no bandpass applied

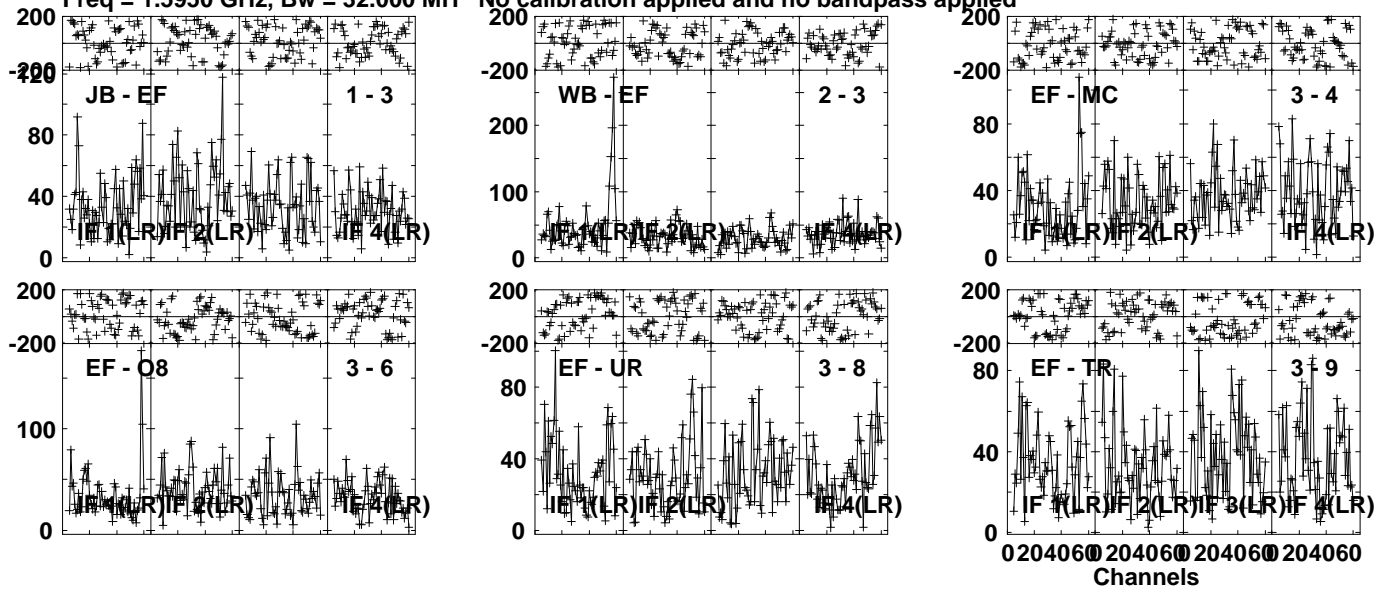


Lower frame: Micro Ampl Jy Top frame: Phas deg  
Vector averaged cross-power spectrum Several baselines displayed  
Timerange: 00/10:08:31 to 00/10:22:59

Plot file version 39 created 19-SEP-2023 11:34:05

UGC1837 EV024H.UVDATA.1

Freq = 1.5950 GHz, Bw = 32.000 MH No calibration applied and no bandpass applied

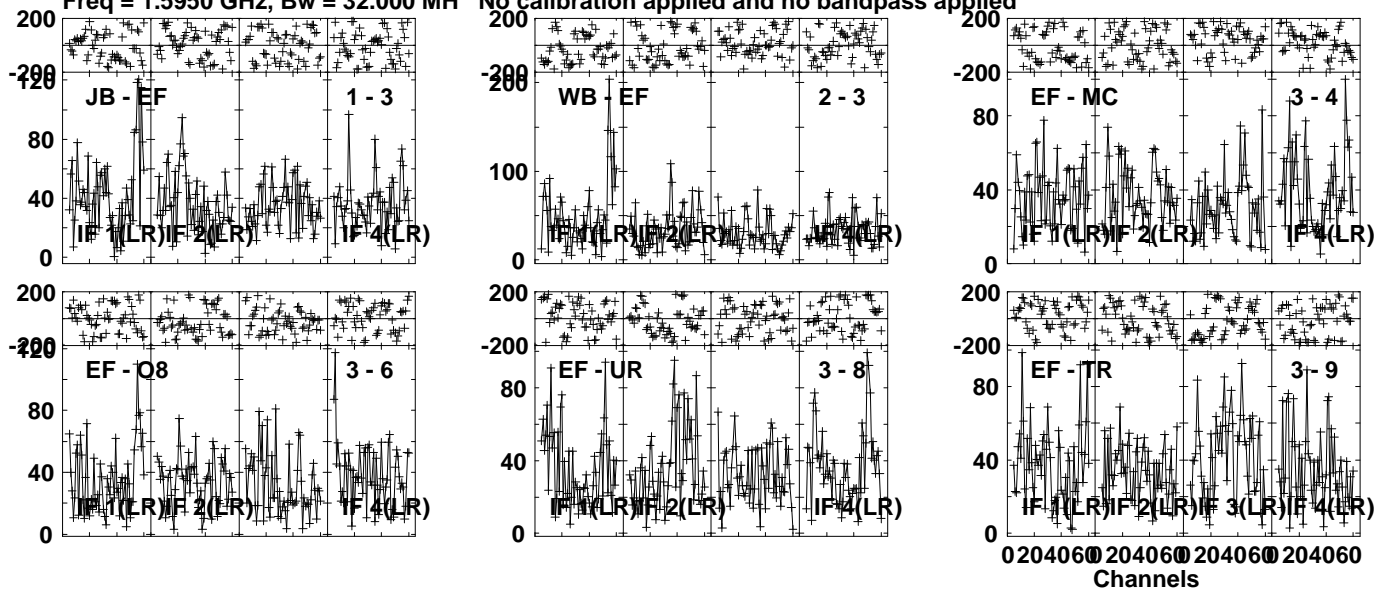


Lower frame: Micro Ampl Jy Top frame: Phas deg  
Vector averaged cross-power spectrum Several baselines displayed  
Timerange: 00/10:23:31 to 00/10:37:59

Plot file version 40 created 19-SEP-2023 11:34:05

UGC1837 EV024H.UVDATA.1

Freq = 1.5950 GHz, Bw = 32.000 MH No calibration applied and no bandpass applied



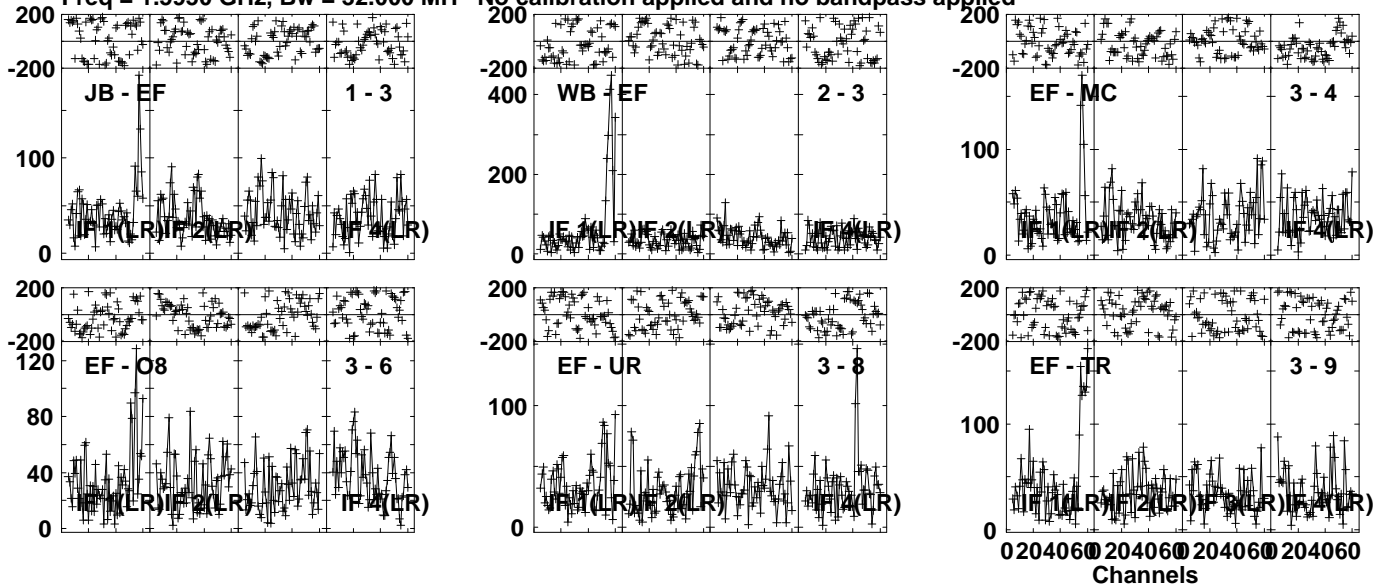
Lower frame: Micro Ampl Jy Top frame: Phas deg  
Vector averaged cross-power spectrum Several baselines displayed  
Timerange: 00/10:38:31 to 00/10:52:59



Plot file version 41 created 19-SEP-2023 11:34:05

UGC1837 EV024H.UVDATA.1

Freq = 1.5950 GHz, Bw = 32.000 MH No calibration applied and no bandpass applied

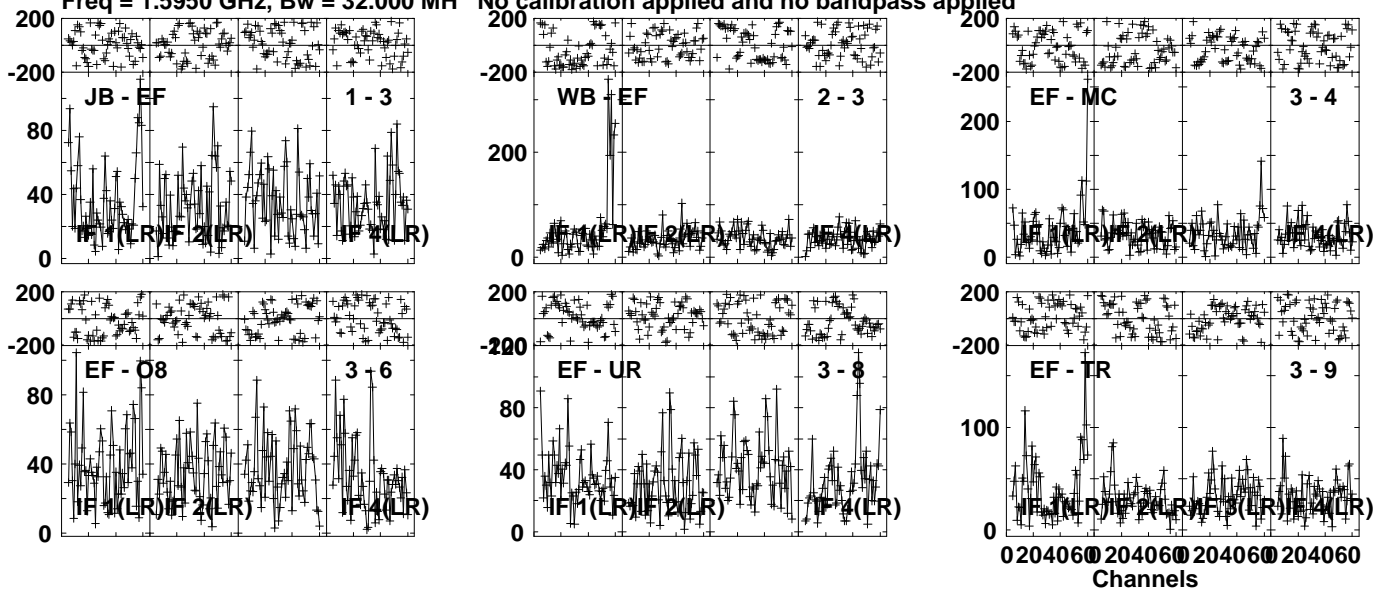


Lower frame: Micro Ampl Jy Top frame: Phas deg  
Vector averaged cross-power spectrum Several baselines displayed  
Timerange: 00/10:53:31 to 00/11:07:59

Plot file version 42 created 19-SEP-2023 11:34:06

UGC1837 EV024H.UVDATA.1

Freq = 1.5950 GHz, Bw = 32.000 MH No calibration applied and no bandpass applied

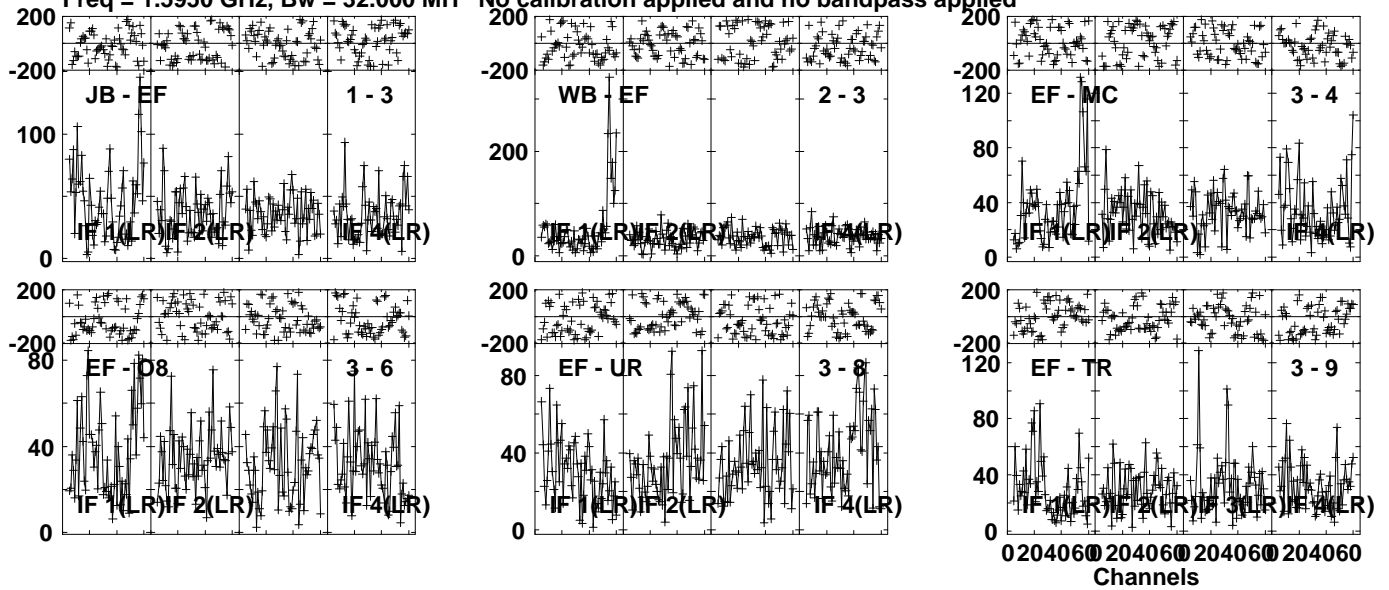


Lower frame: Micro Ampl Jy Top frame: Phas deg  
Vector averaged cross-power spectrum Several baselines displayed  
Timerange: 00/11:08:31 to 00/11:22:59

Plot file version 43 created 19-SEP-2023 11:34:06

UGC1837 EV024H.UVDATA.1

Freq = 1.5950 GHz, Bw = 32.000 MH No calibration applied and no bandpass applied

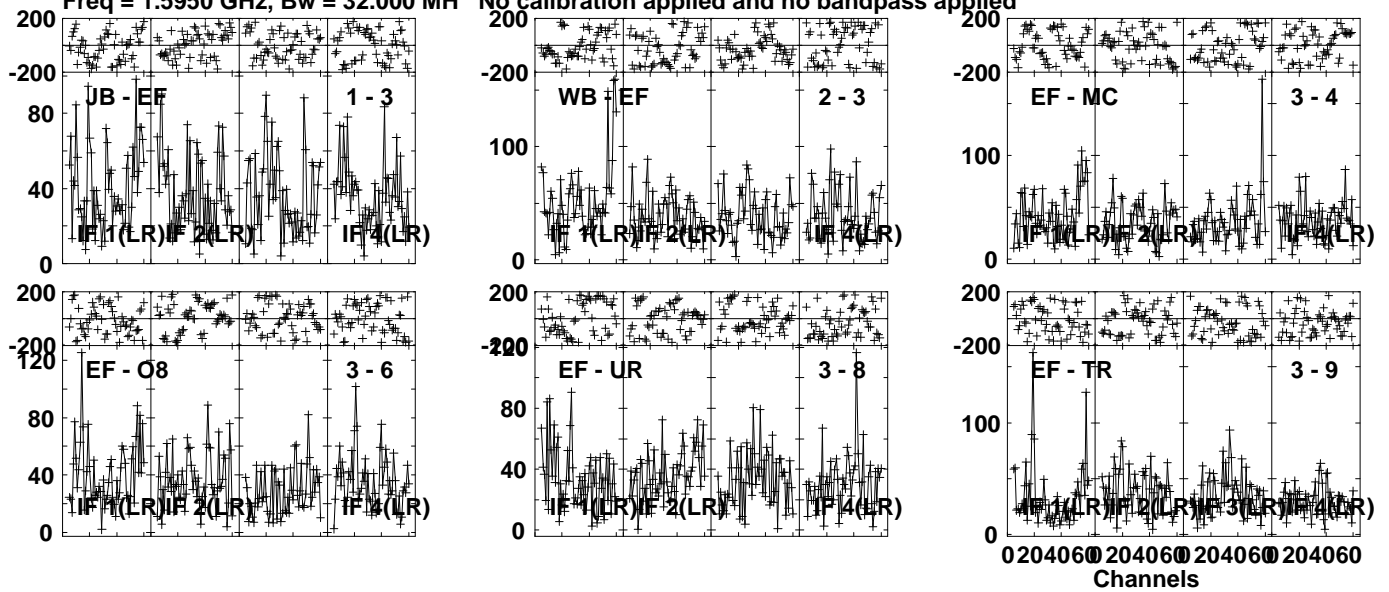


Lower frame: Micro Ampl Jy Top frame: Phas deg  
Vector averaged cross-power spectrum Several baselines displayed  
Timerange: 00/11:23:31 to 00/11:37:59

Plot file version 44 created 19-SEP-2023 11:34:06

UGC1837 EV024H.UVDATA.1

Freq = 1.5950 GHz, Bw = 32.000 MH No calibration applied and no bandpass applied

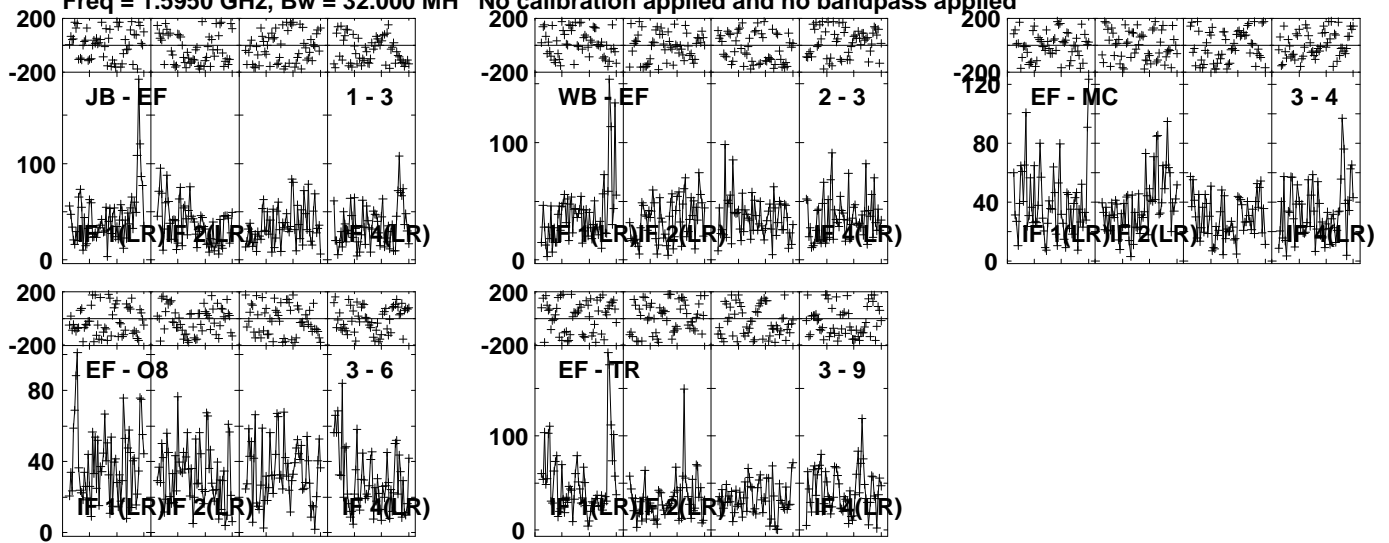


Lower frame: Micro Ampl Jy Top frame: Phas deg  
Vector averaged cross-power spectrum Several baselines displayed  
Timerange: 00/11:38:31 to 00/11:52:59

Plot file version 45 created 19-SEP-2023 11:34:07

UGC1837 EV024H.UVDATA.1

Freq = 1.5950 GHz, Bw = 32.000 MH No calibration applied and no bandpass applied

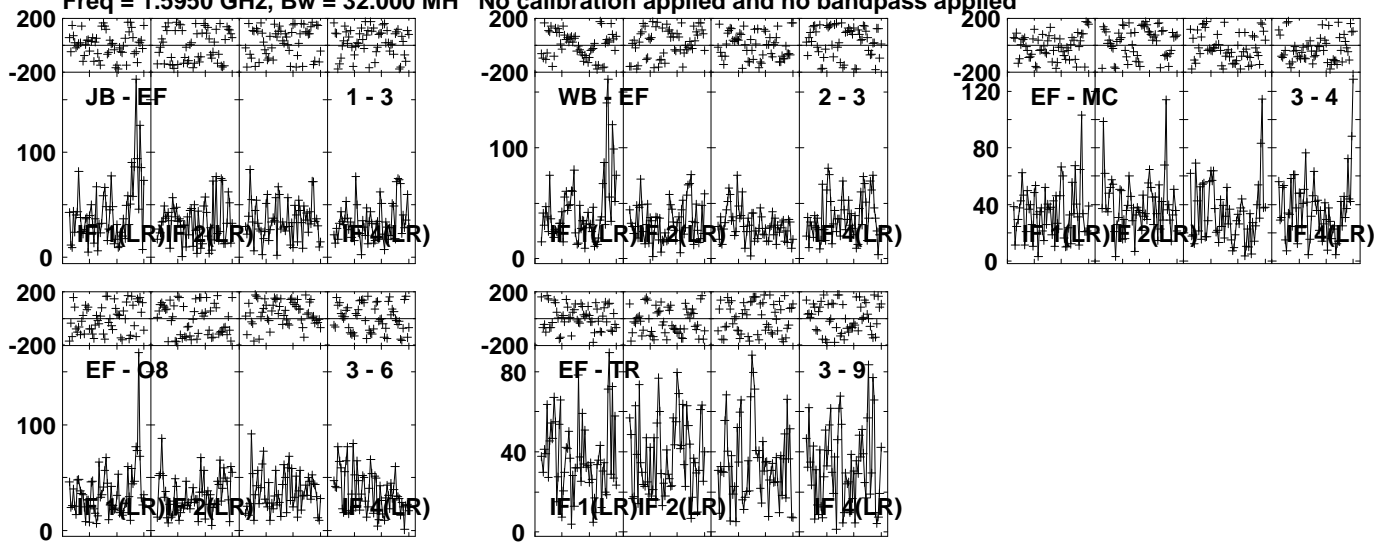


Lower frame: Micro Ampl Jy Top frame: Phas deg  
Vector averaged cross-power spectrum Several baselines displayed  
Timerange: 00/11:53:31 to 00/12:07:59

Plot file version 46 created 19-SEP-2023 11:34:07

UGC1837 EV024H.UVDATA.1

Freq = 1.5950 GHz, Bw = 32.000 MH No calibration applied and no bandpass applied

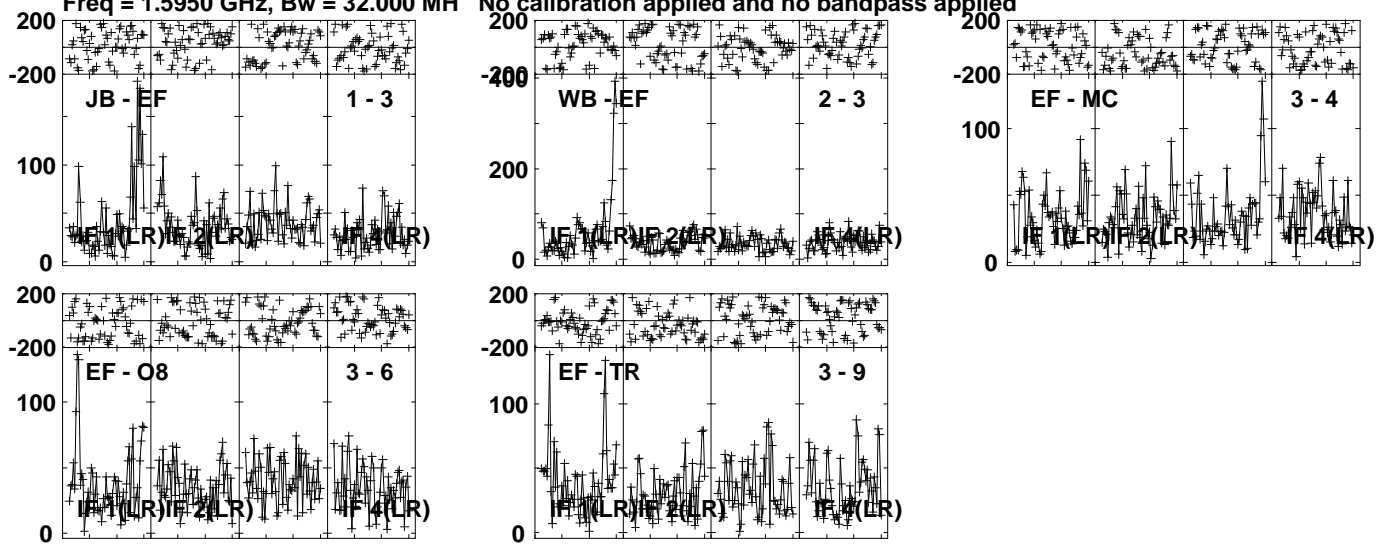


Lower frame: Micro Ampl Jy Top frame: Phas deg  
Vector averaged cross-power spectrum Several baselines displayed  
Timerange: 00/12:08:31 to 00/12:22:59

Plot file version 47 created 19-SEP-2023 11:34:07

UGC1837 EV024H.UVDATA.1

Freq = 1.5950 GHz, Bw = 32.000 MH No calibration applied and no bandpass applied

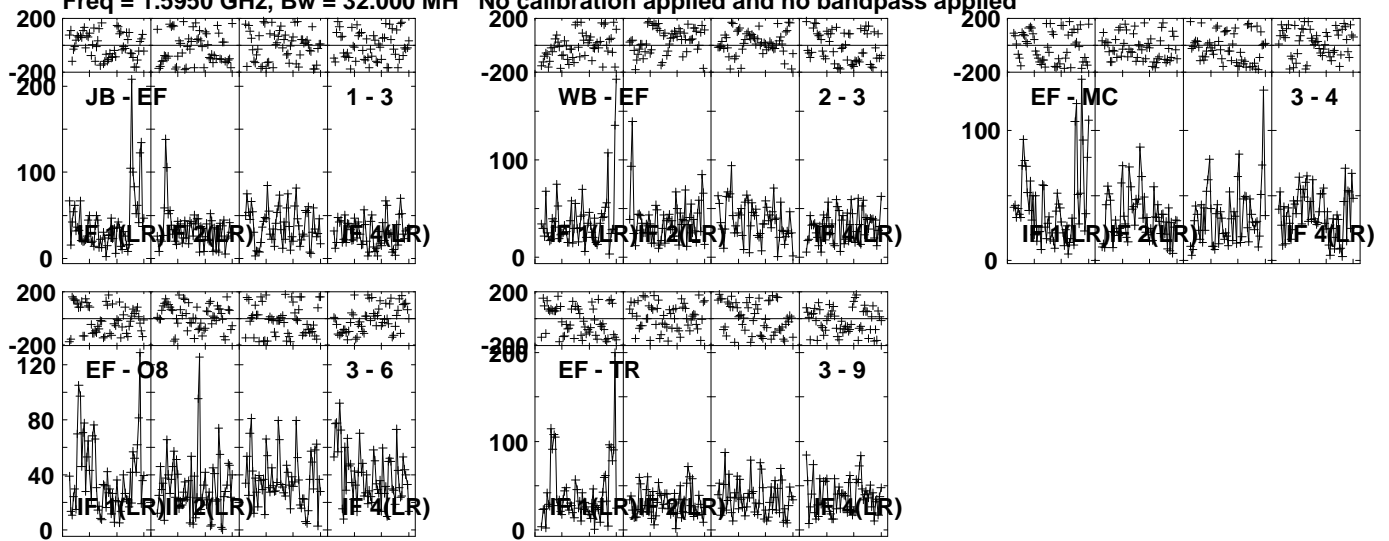


Lower frame: Micro Ampl Jy Top frame: Phas deg  
Vector averaged cross-power spectrum Several baselines displayed  
Timerange: 00/12:23:31 to 00/12:37:59

Plot file version 48 created 19-SEP-2023 11:34:08

UGC1837 EV024H.UVDATA.1

Freq = 1.5950 GHz, Bw = 32.000 MH No calibration applied and no bandpass applied



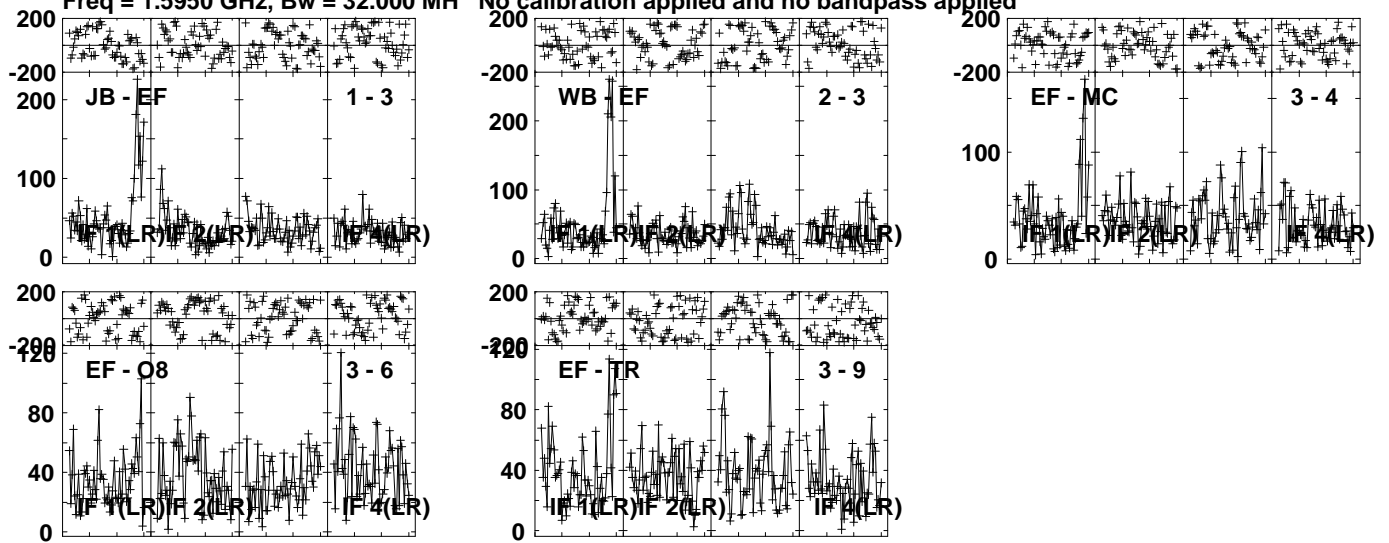
Lower frame: Micro Ampl Jy Top frame: Phas deg  
Vector averaged cross-power spectrum Several baselines displayed  
Timerange: 00/12:38:31 to 00/12:52:59



Plot file version 49 created 19-SEP-2023 11:34:08

UGC1837 EV024H.UVDATA.1

Freq = 1.5950 GHz, Bw = 32.000 MH No calibration applied and no bandpass applied

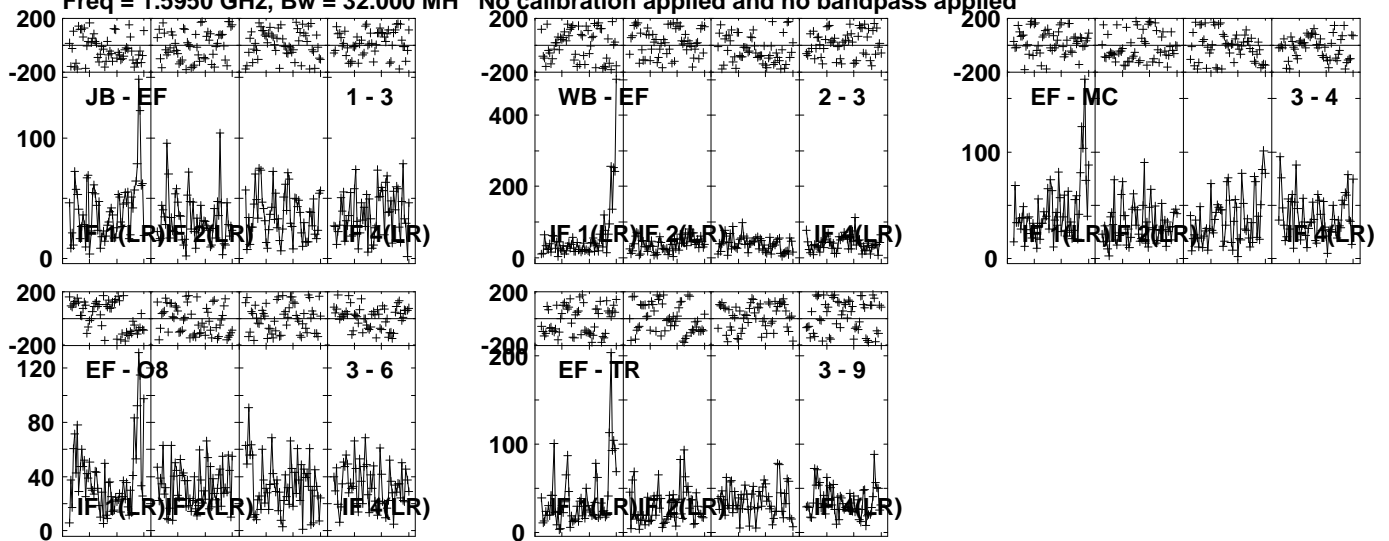


Lower frame: Micro Ampl Jy Top frame: Phas deg  
Vector averaged cross-power spectrum Several baselines displayed  
Timerange: 00/12:53:31 to 00/13:07:59

Plot file version 50 created 19-SEP-2023 11:34:08

UGC1837 EV024H.UVDATA.1

Freq = 1.5950 GHz, Bw = 32.000 MH No calibration applied and no bandpass applied



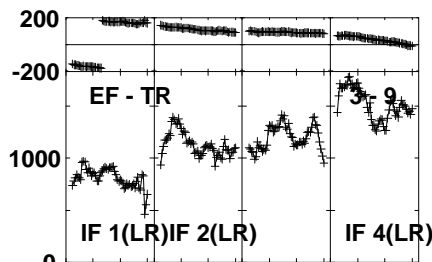
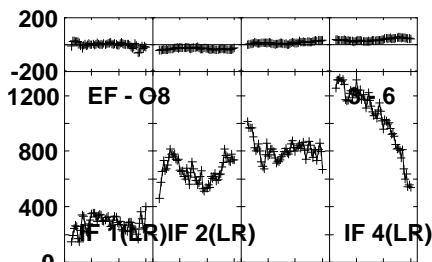
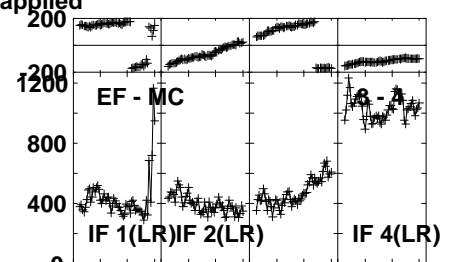
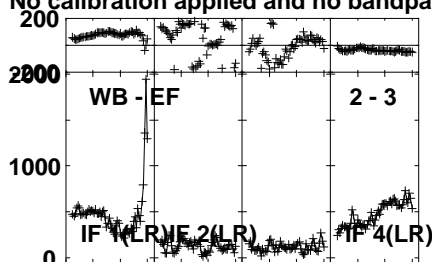
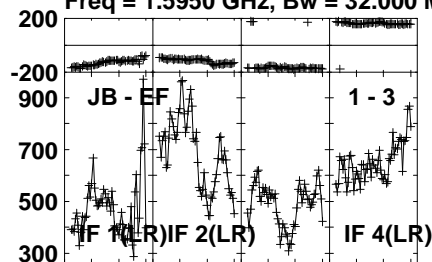
Lower frame: Micro Ampl Jy Top frame: Phas deg  
Vector averaged cross-power spectrum Several baselines displayed  
Timerange: 00/13:08:31 to 00/13:22:59

Plot file version 51 created 19-SEP-2023 11:34:09

0133+476 EV024H.UVDATA.1

Freq = 1.5950 GHz, Bw = 32.000 MH

No calibration applied and no bandpass applied



Lower frame: Micro Ampl Jy Top frame: Phas deg  
Vector averaged cross-power spectrum Several baselines displayed  
Timerange: 00/13:25:01 to 00/13:29:59