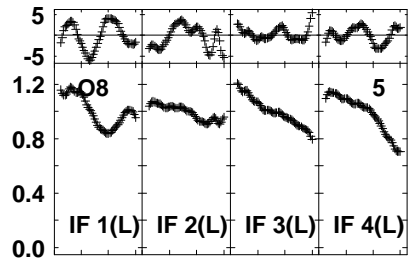
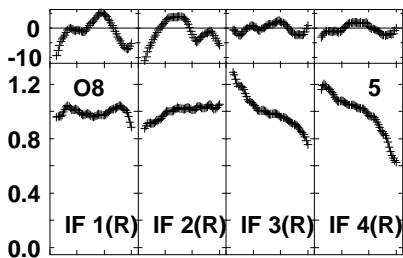
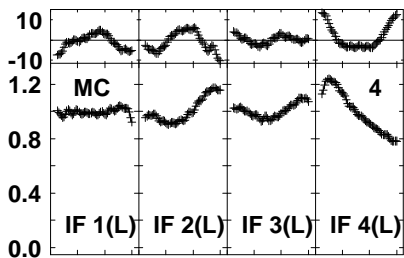
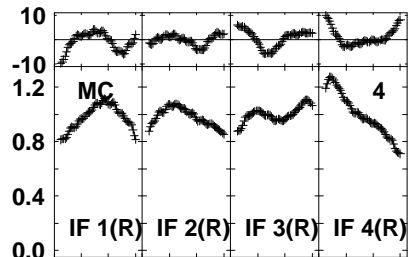
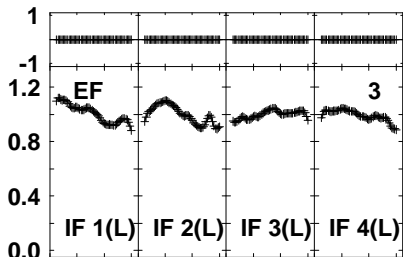
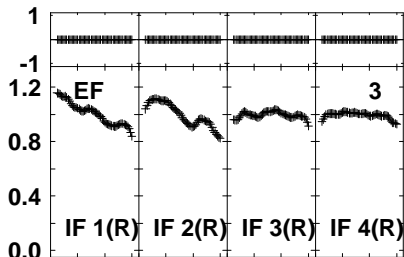
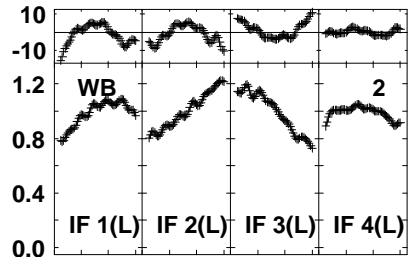
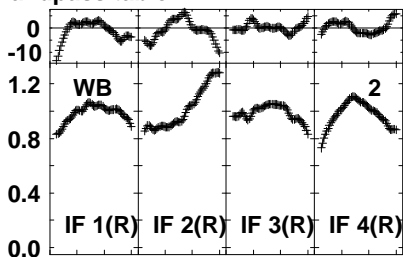
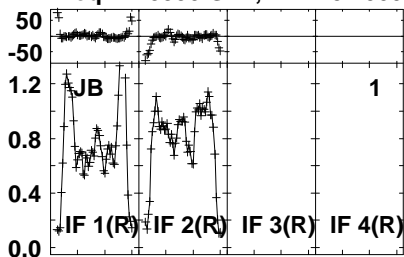


Plot file version 1 created 27-OCT-2023 18:17:13
 EV024I 1.UVDATA.1
 Freq = 1.5950 GHz, Bw = 32.000 MH Bandpass table # 1

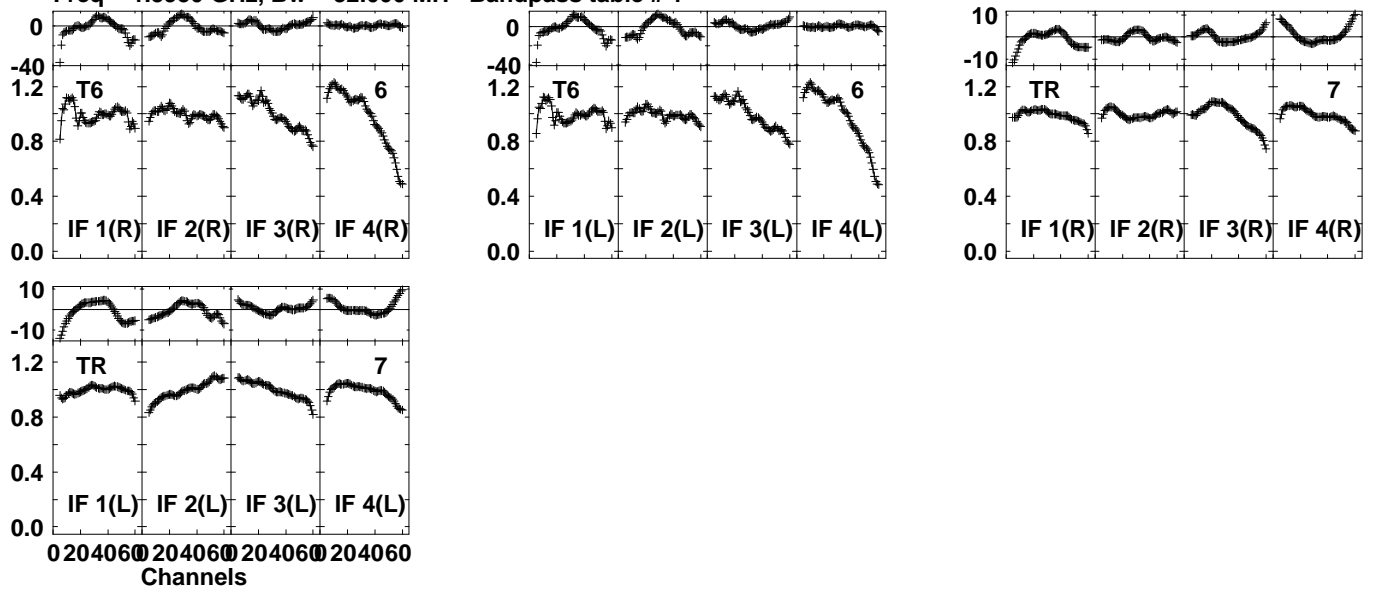


0204060 204060 204060 204060
 Channels
 Lower frame: BP ampl Top frame: BP phase
 Bandpass table spectrum Antenna: *
 Timerange: 00/00:00:01 to 999/00:00:00

0204060 204060 204060 204060
 Channels

0204060 204060 204060 204060
 Channels

Plot file version 2 created 27-OCT-2023 18:17:13
 EV024I 1.UVDATA.1
 Freq = 1.5950 GHz, Bw = 32.000 MH Bandpass table # 1



Lower frame: BP ampl Top frame: BP phase
 Bandpass table spectrum Antenna: *
 Timerange: 00/00:00:01 to 999/00:00:00