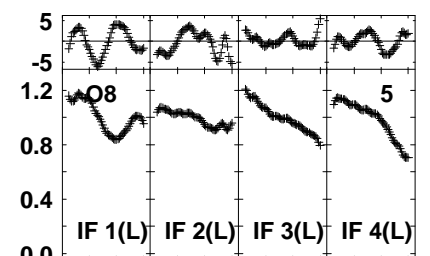
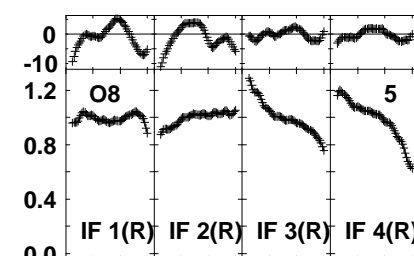
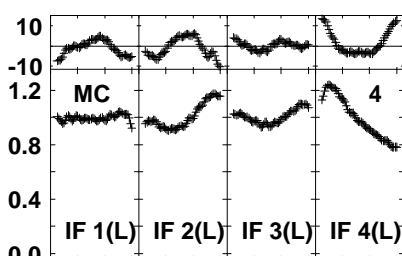
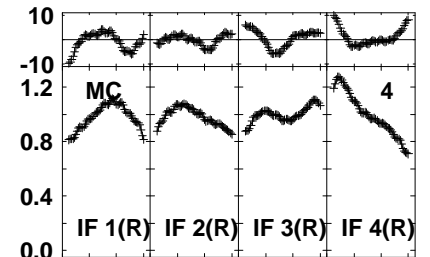
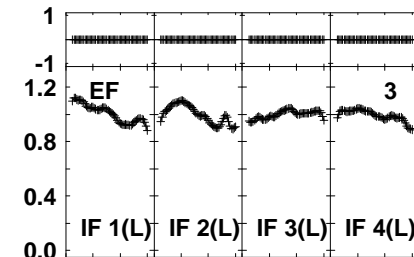
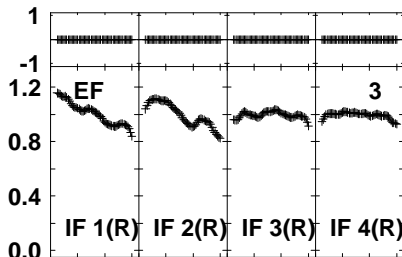
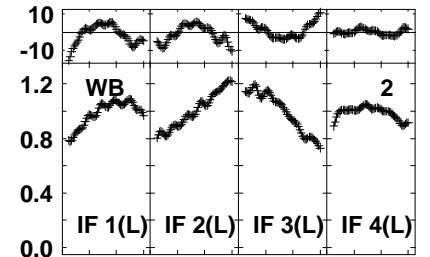
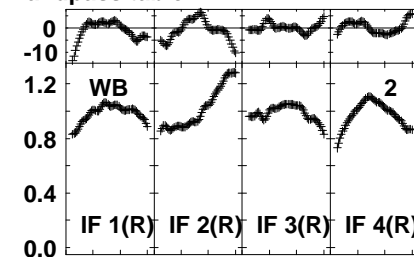
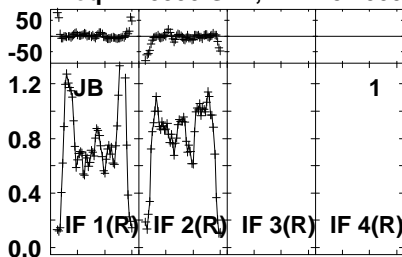


Plot file version 1 created 27-OCT-2023 18:22:44

EV024I 2.UVDATA.1

Freq = 1.5950 GHz, Bw = 32.000 MH Bandpass table # 1



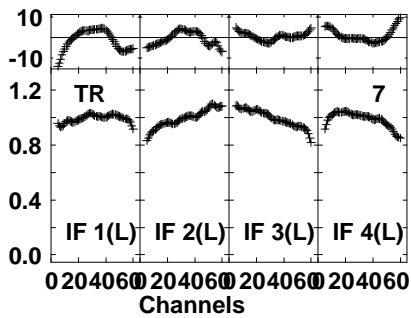
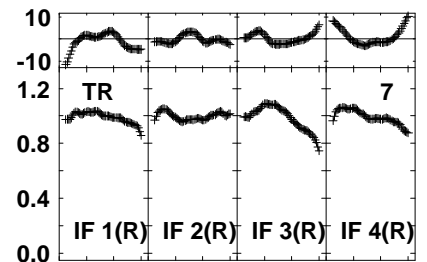
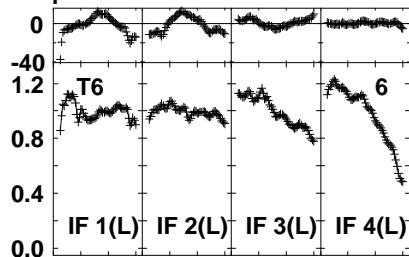
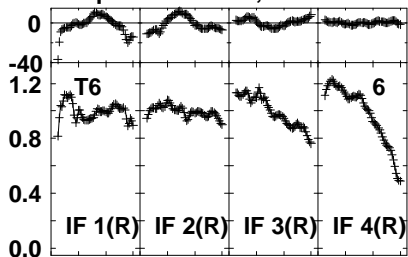
0204060 204060 204060 204060

0204060 204060 204060 204060

0204060 204060 204060 204060

Lower frame: BP ampl Top frame: BP phase
Bandpass table spectrum Antenna: *
Timerange: 00/00:00:01 to 999/00:00:00

Plot file version 2 created 27-OCT-2023 18:22:44
 EV024I 2.UVDATA.1
 Freq = 1.5950 GHz, Bw = 32.000 MH Bandpass table # 1



Lower frame: BP ampl Top frame: BP phase
 Bandpass table spectrum Antenna: *
 Timerange: 00/00:00:01 to 999/00:00:00