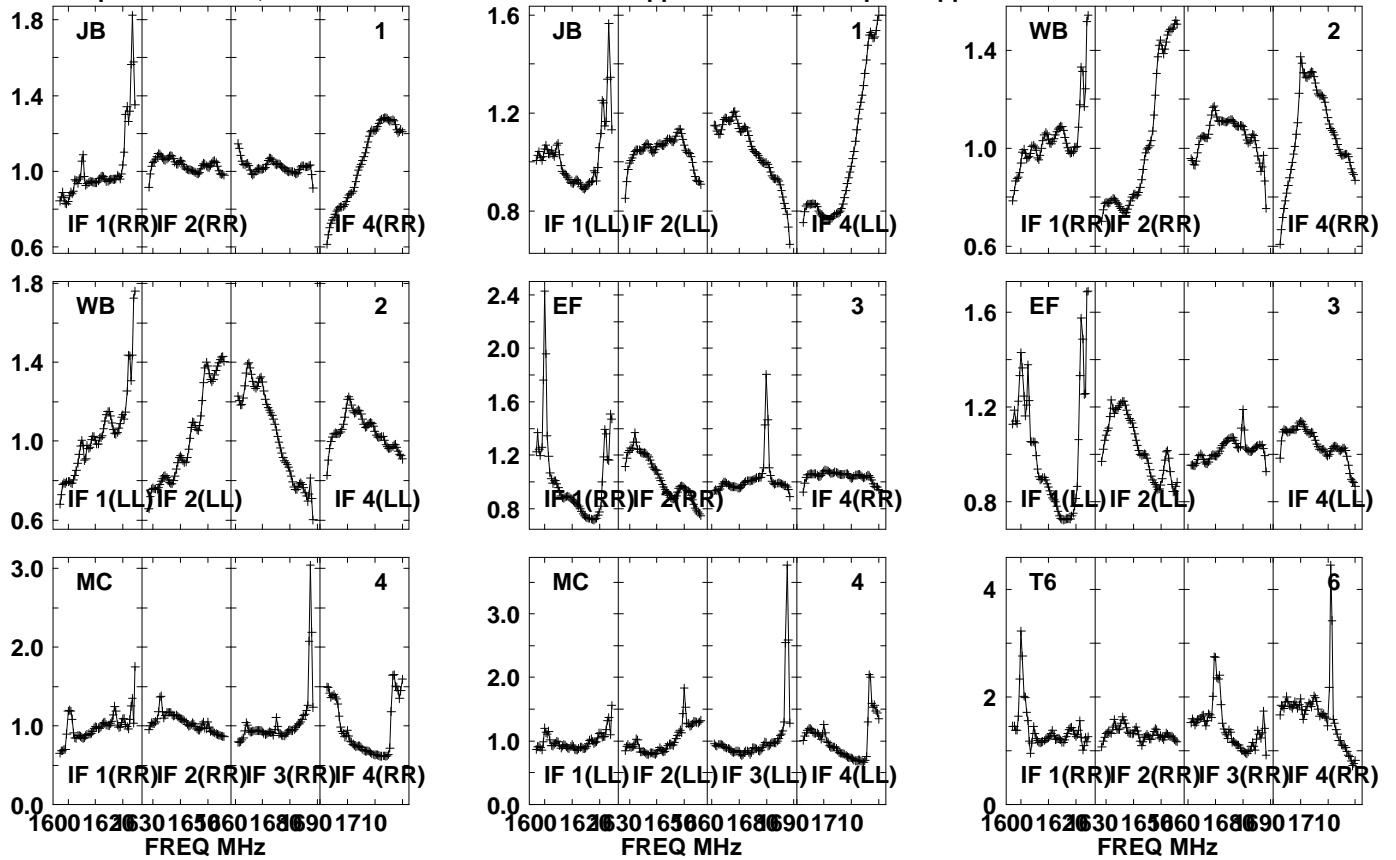


Plot file version 1 created 27-OCT-2023 18:00:19

0059+581 EV0241 2.UVDATA.1

Freq = 1.5950 GHz, Bw = 32.000 MH No calibration applied and no bandpass applied

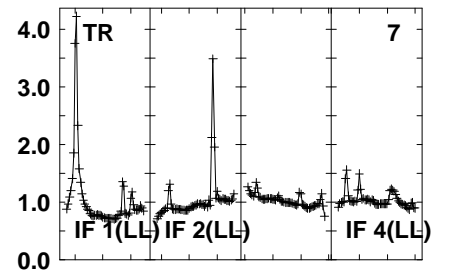
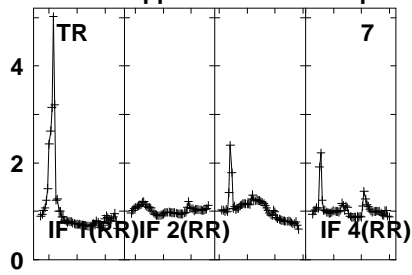
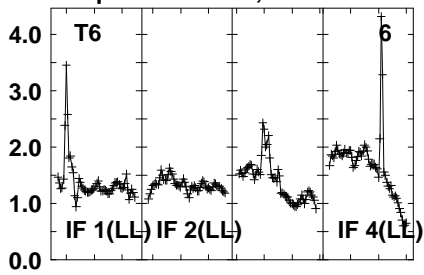


Lower frame: Real Jy
Auto-corr total-power spectrum Antenna: *
Timerange: 00/19:00:07 to 00/19:03:59

Plot file version 2 created 27-OCT-2023 18:00:19

0059+581 EV024I 2.UVDATA.1

Freq = 1.5950 GHz, Bw = 32.000 MH No calibration applied and no bandpass applied



Lower frame: Real Jy

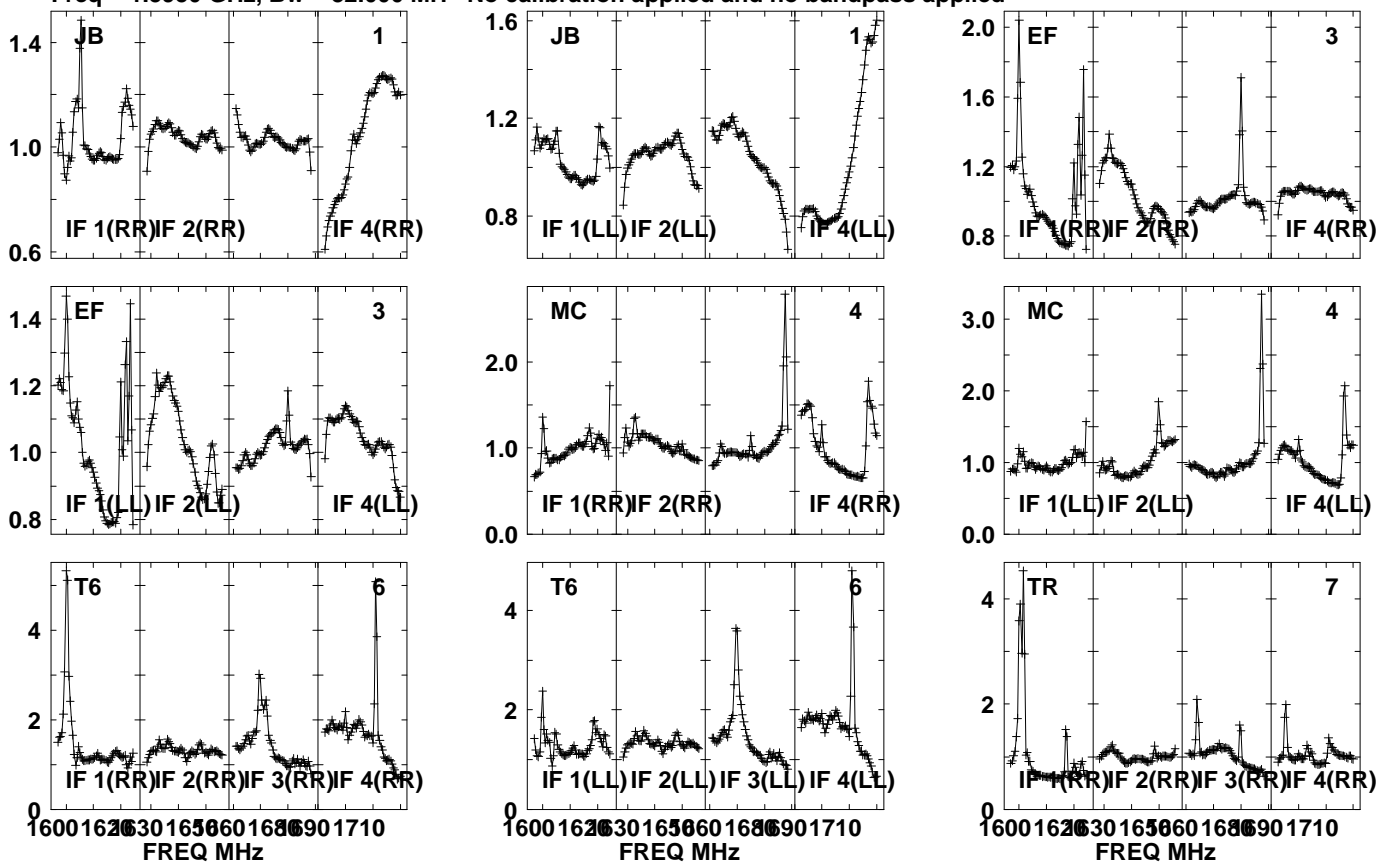
Auto-corr total-power spectrum Antenna: *

Timerange: 00/19:00:07 to 00/19:03:59

Plot file version 3 created 27-OCT-2023 18:00:19

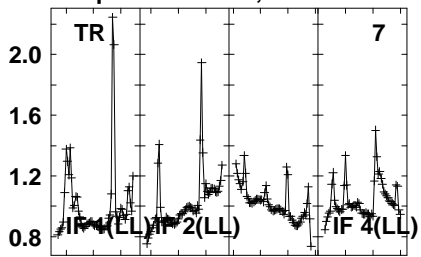
0133+476 EV024I 2.UVDATA.1

Freq = 1.5950 GHz, Bw = 32.000 MH No calibration applied and no bandpass applied



Lower frame: Real Jy
Auto-corr total-power spectrum Antenna: *
Timerange: 00/19:05:01 to 00/19:08:59

Plot file version 4 created 27-OCT-2023 18:00:19
0133+476 EV024I 2.UVDATA.1
Freq = 1.5950 GHz, Bw = 32.000 MH No calibration applied and no bandpass applied

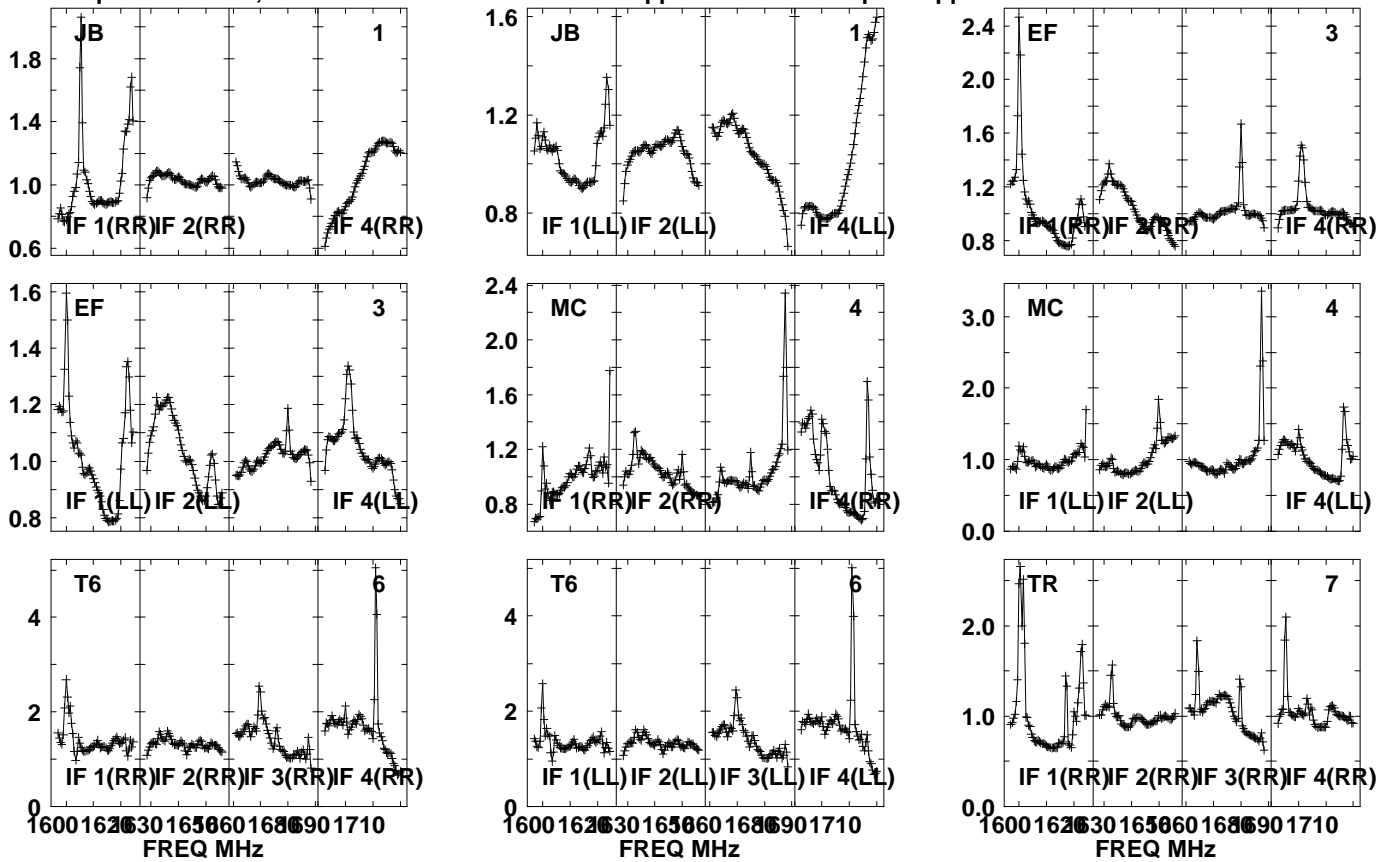


Lower frame: Real Jy
Auto-corr total-power spectrum Antenna: *
Timerange: 00/19:05:01 to 00/19:08:59

Plot file version 5 created 27-OCT-2023 18:00:19

3C66B EV024I 2.UVDATA.1

Freq = 1.5950 GHz, Bw = 32.000 MH No calibration applied and no bandpass applied

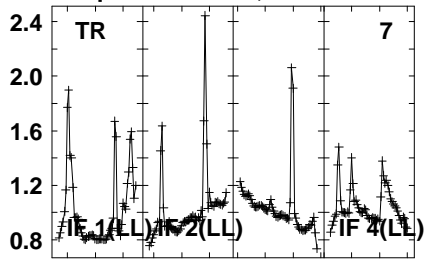


Lower frame: Real Jy
Auto-corr total-power spectrum Antenna: *
Timerange: 00/19:10:01 to 00/19:23:59

Plot file version 6 created 27-OCT-2023 18:00:19

3C66B EV024I 2.UVDATA.1

Freq = 1.5950 GHz, Bw = 32.000 MH No calibration applied and no bandpass applied



Lower frame: Real Jy

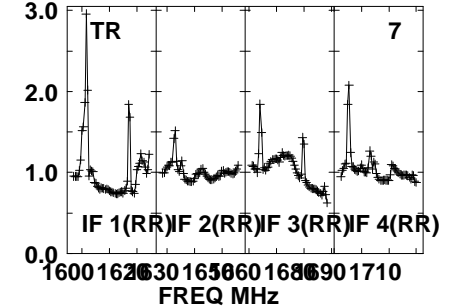
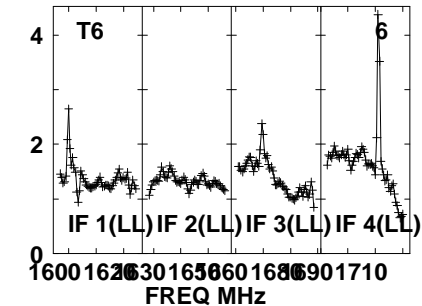
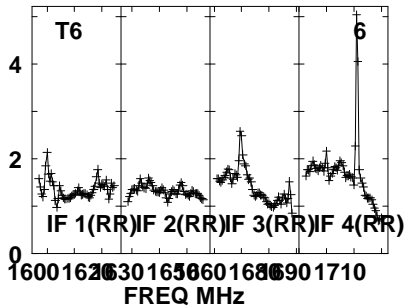
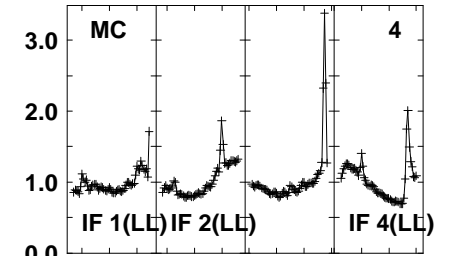
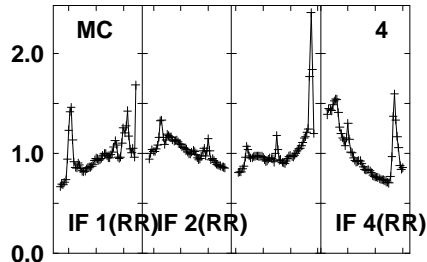
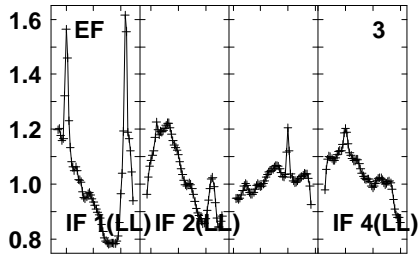
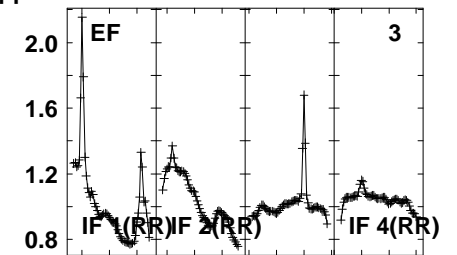
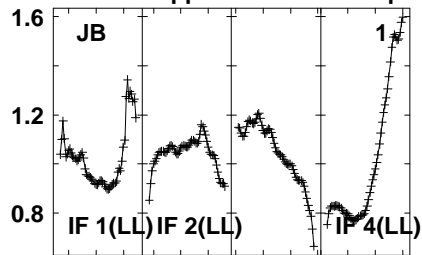
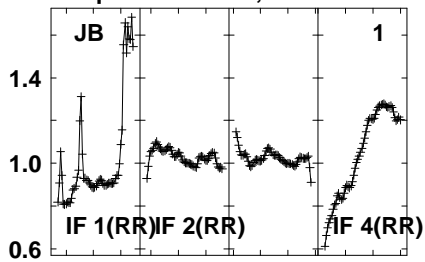
Auto-corr total-power spectrum Antenna: *

Timerange: 00/19:10:01 to 00/19:23:59

Plot file version 7 created 27-OCT-2023 18:00:20

3C66B EV024I 2.UVDATA.1

Freq = 1.5950 GHz, Bw = 32.000 MH No calibration applied and no bandpass applied

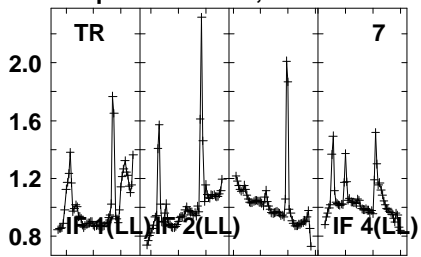


Lower frame: Real Jy
Auto-corr total-power spectrum Antenna: *
Timerange: 00/19:24:31 to 00/19:38:59

Plot file version 8 created 27-OCT-2023 18:00:20

3C66B EV024I 2.UVDATA.1

Freq = 1.5950 GHz, Bw = 32.000 MH No calibration applied and no bandpass applied

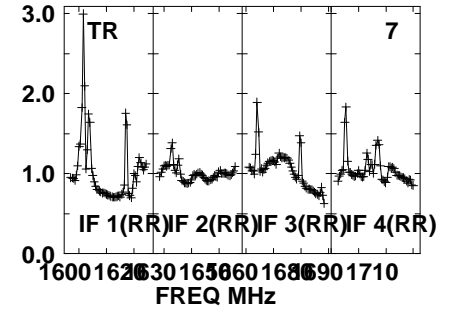
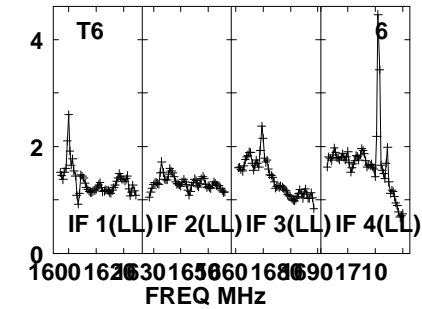
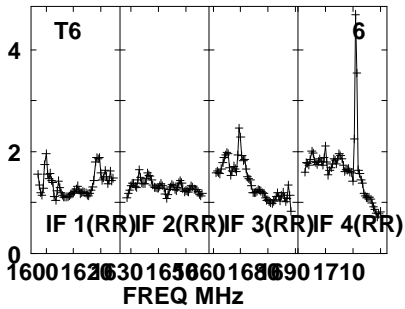
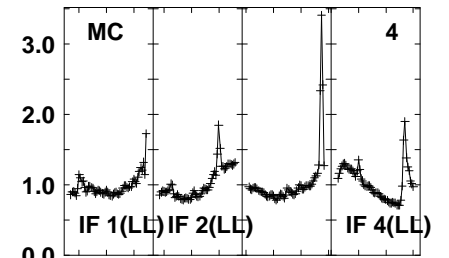
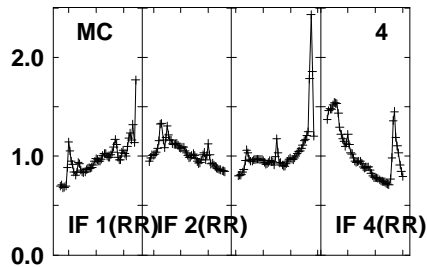
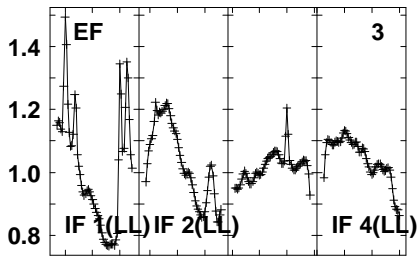
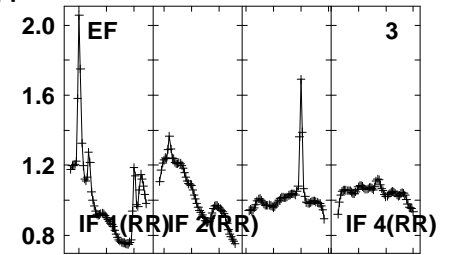
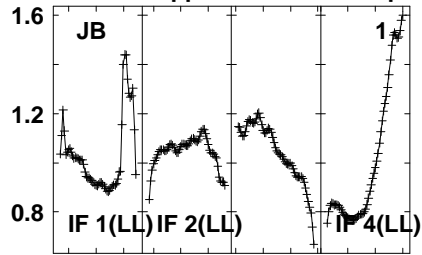
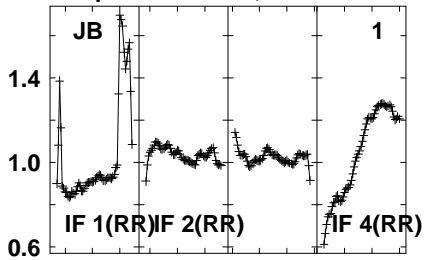


Lower frame: Real Jy
Auto-corr total-power spectrum Antenna: *
Timerange: 00/19:24:31 to 00/19:38:59

Plot file version 9 created 27-OCT-2023 18:00:20

3C66B EV024I 2.UVDATA.1

Freq = 1.5950 GHz, Bw = 32.000 MH No calibration applied and no bandpass applied

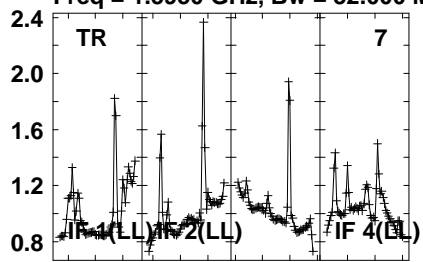


Lower frame: Real Jy
Auto-corr total-power spectrum Antenna: *
Timerange: 00/19:39:31 to 00/19:53:59

Plot file version 10 created 27-OCT-2023 18:00:20

3C66B EV024I 2.UVDATA.1

Freq = 1.5950 GHz, Bw = 32.000 MH No calibration applied and no bandpass applied

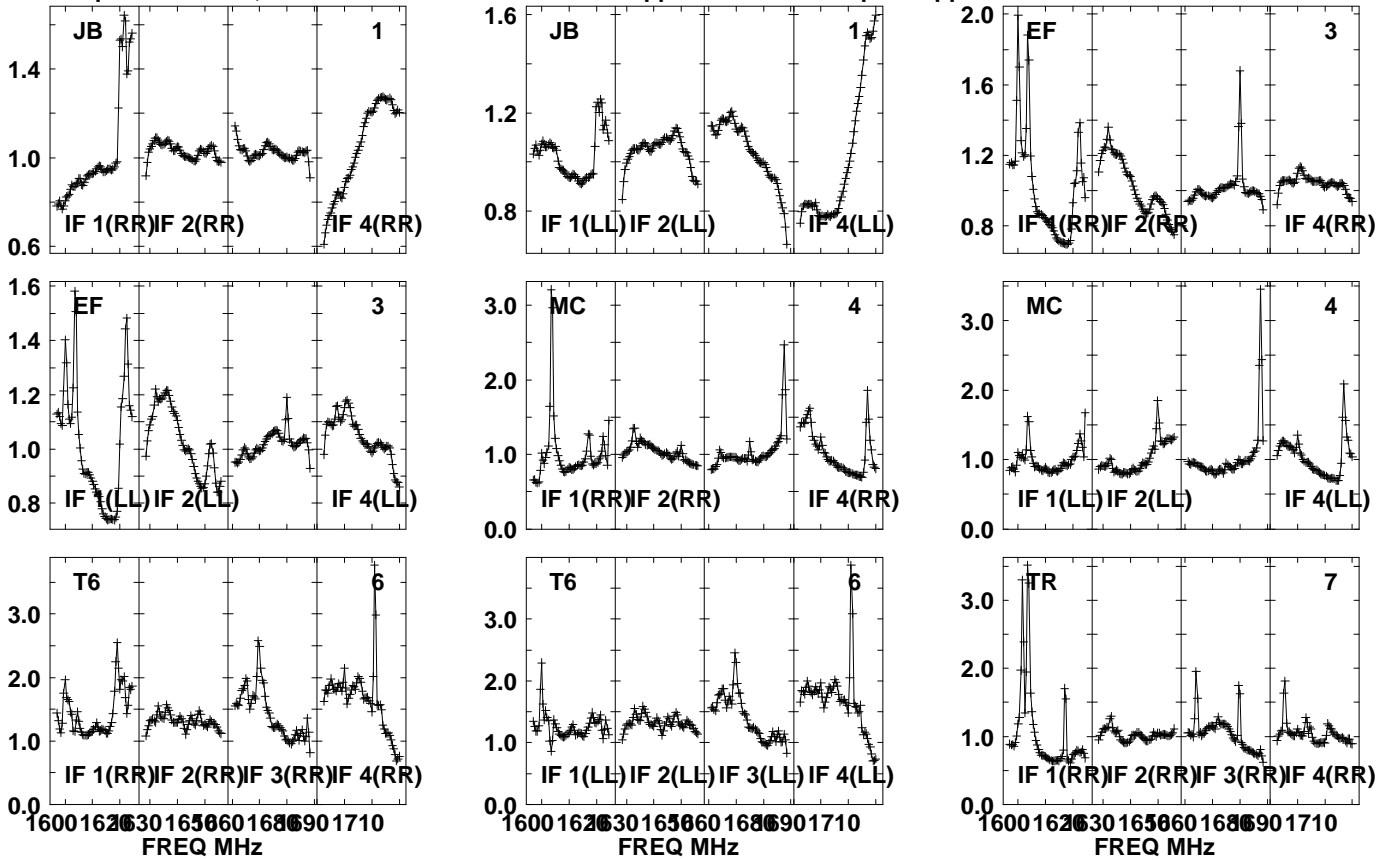


Lower frame: Real Jy
Auto-corr total-power spectrum Antenna: *
Timerange: 00/19:39:31 to 00/19:53:59

Plot file version 11 created 27-OCT-2023 18:00:20

3C66B EV024I 2.UVDATA.1

Freq = 1.5950 GHz, Bw = 32.000 MH No calibration applied and no bandpass applied

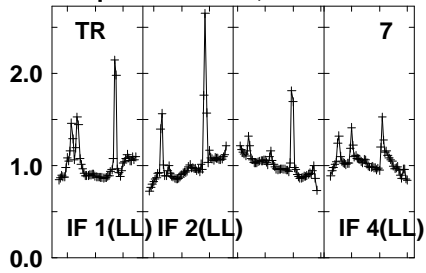


Lower frame: Real Jy
Auto-corr total-power spectrum Antenna: *
Timerange: 00/19:54:31 to 00/20:08:59

Plot file version 12 created 27-OCT-2023 18:00:20

3C66B EV024I 2.UVDATA.1

Freq = 1.5950 GHz, Bw = 32.000 MH No calibration applied and no bandpass applied



Lower frame: Real Jy

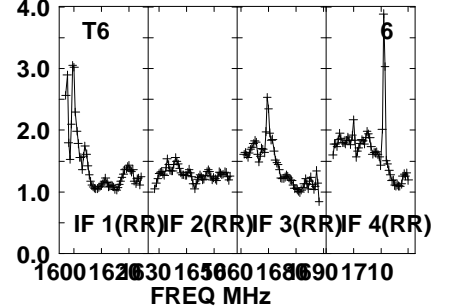
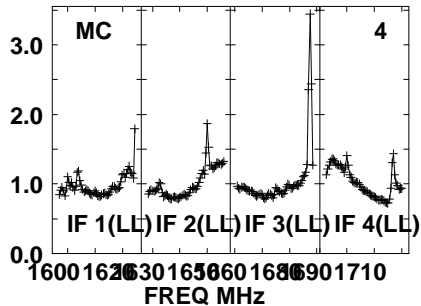
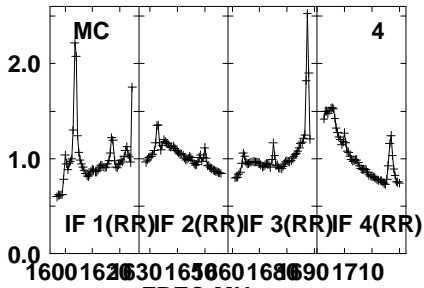
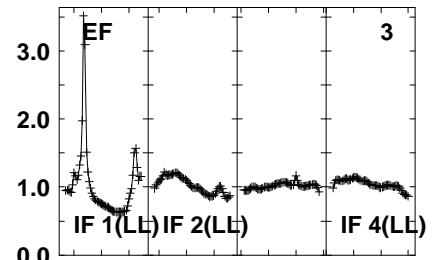
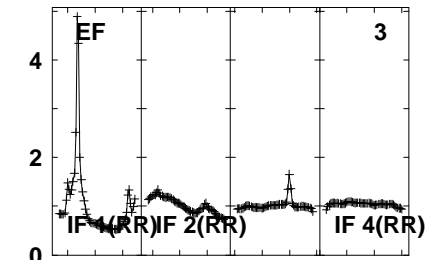
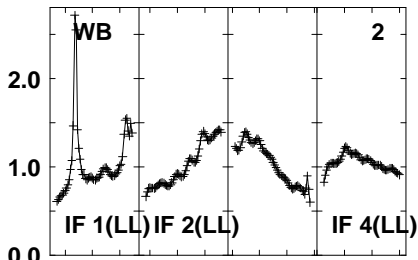
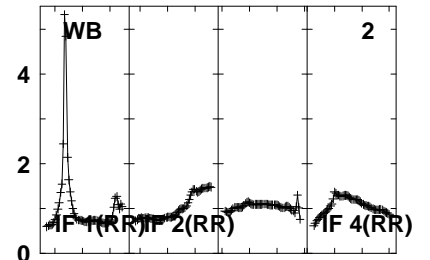
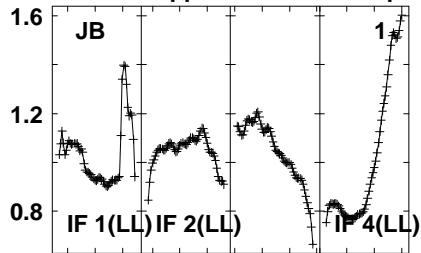
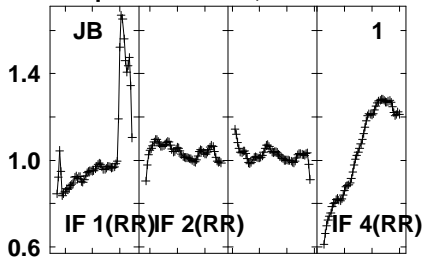
Auto-corr total-power spectrum Antenna: *

Timerange: 00/19:54:31 to 00/20:08:59

Plot file version 13 created 27-OCT-2023 18:00:20

3C66B EV024I 2.UVDATA.1

Freq = 1.5950 GHz, Bw = 32.000 MH No calibration applied and no bandpass applied

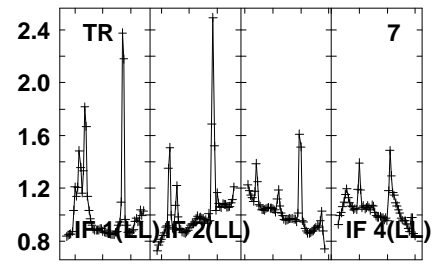
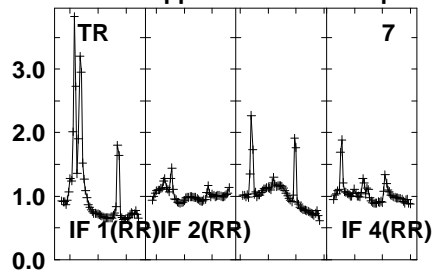
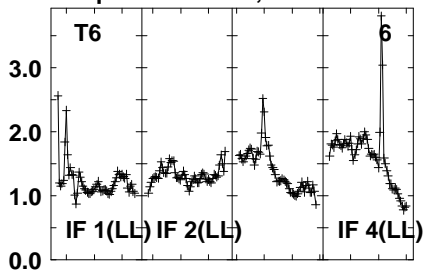


Lower frame: Real Jy
Auto-corr total-power spectrum Antenna: *
Timerange: 00/20:09:31 to 00/20:23:59

Plot file version 14 created 27-OCT-2023 18:00:21

3C66B EV024I 2.UVDATA.1

Freq = 1.5950 GHz, Bw = 32.000 MH No calibration applied and no bandpass applied



Lower frame: Real Jy

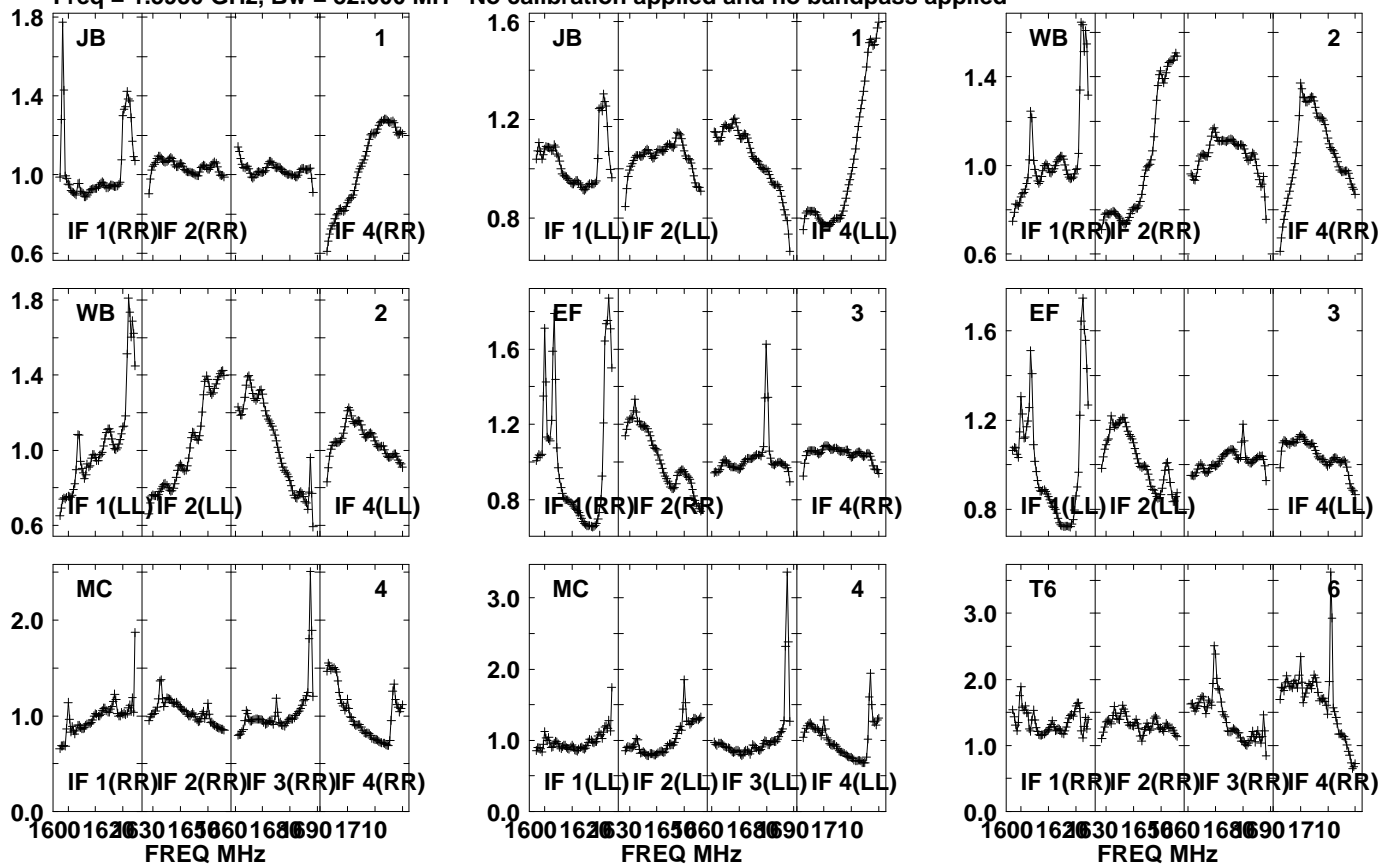
Auto-corr total-power spectrum Antenna: *

Timerange: 00/20:09:31 to 00/20:23:59

Plot file version 15 created 27-OCT-2023 18:00:21

3C66B EV024I 2.UVDATA.1

Freq = 1.5950 GHz, Bw = 32.000 MH No calibration applied and no bandpass applied

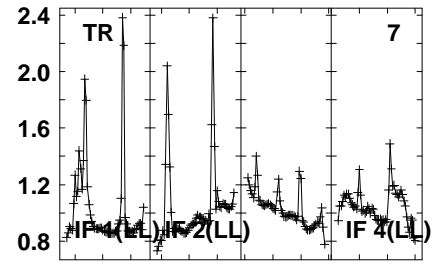
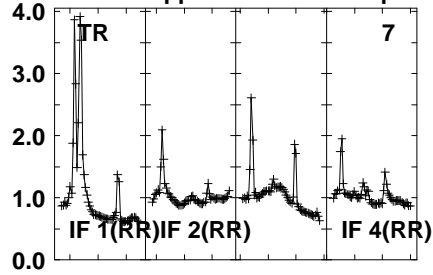
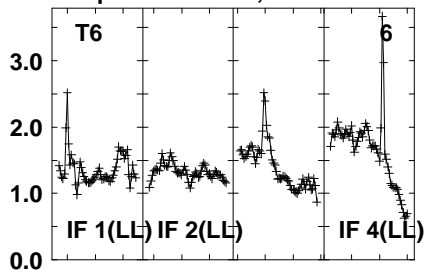


Lower frame: Real Jy
Auto-corr total-power spectrum Antenna: *
Timerange: 00/20:24:31 to 00/20:38:59

Plot file version 16 created 27-OCT-2023 18:00:21

3C66B EV024I 2.UVDATA.1

Freq = 1.5950 GHz, Bw = 32.000 MH No calibration applied and no bandpass applied

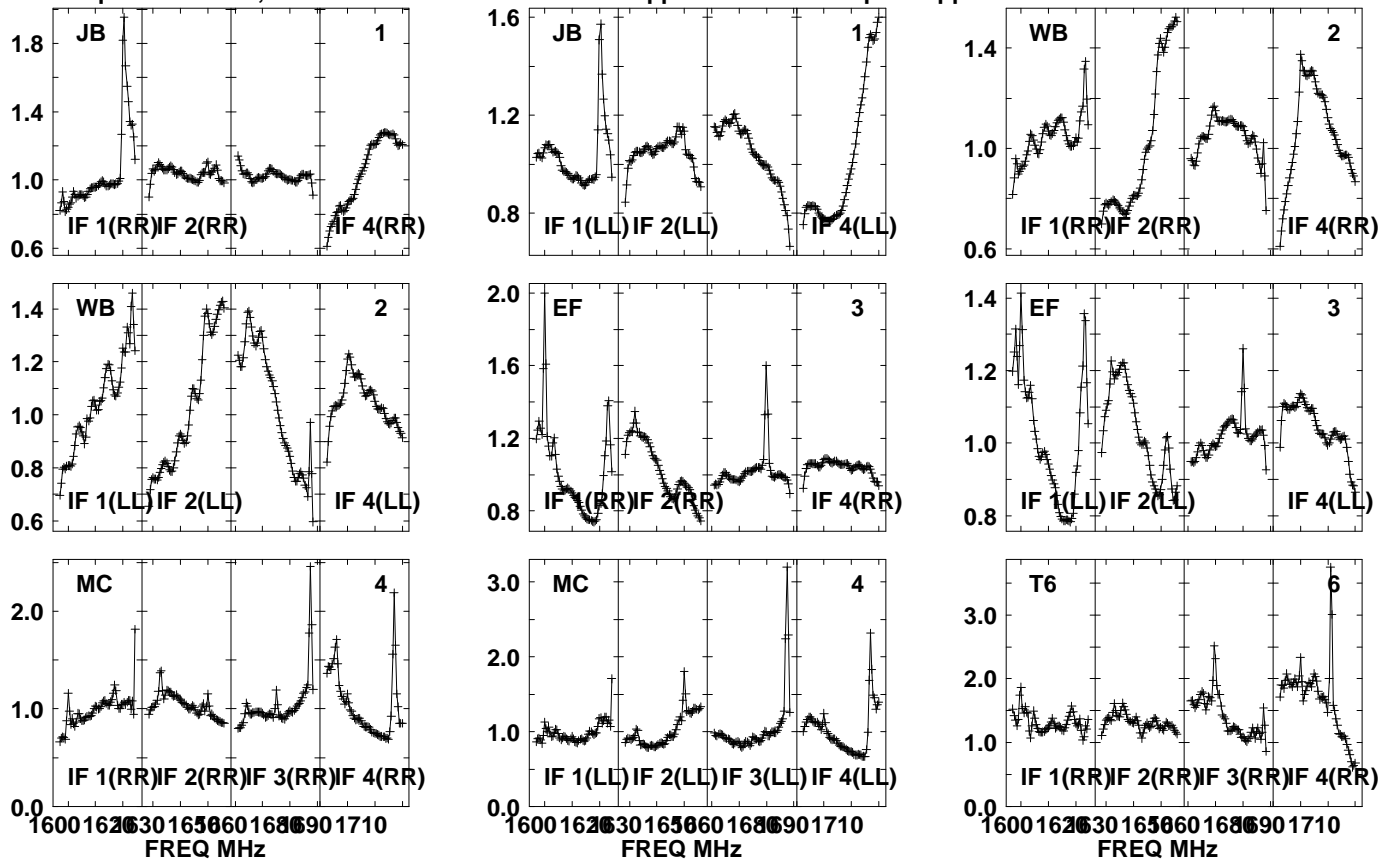


Lower frame: Real Jy
Auto-corr total-power spectrum Antenna: *
Timerange: 00/20:24:31 to 00/20:38:59

Plot file version 17 created 27-OCT-2023 18:00:21

3C66B EV024I 2.UVDATA.1

Freq = 1.5950 GHz, Bw = 32.000 MH No calibration applied and no bandpass applied

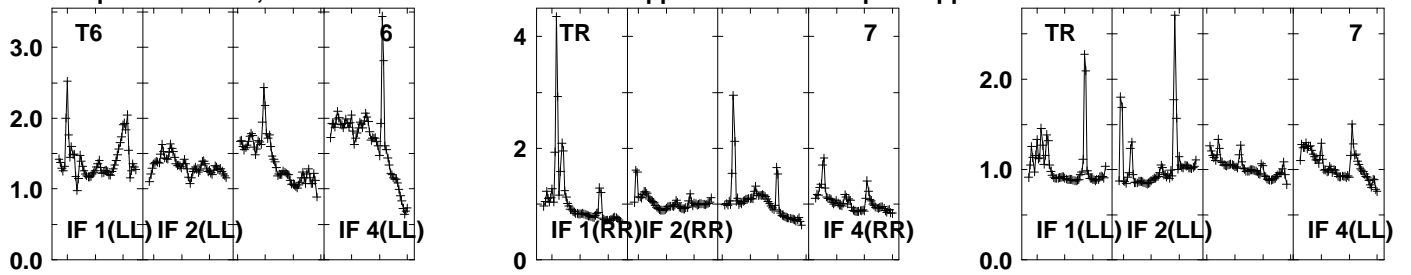


Lower frame: Real Jy
Auto-corr total-power spectrum Antenna: *
Timerange: 00/20:39:31 to 00/20:53:59

Plot file version 18 created 27-OCT-2023 18:00:22

3C66B EV024I 2.UVDATA.1

Freq = 1.5950 GHz, Bw = 32.000 MH No calibration applied and no bandpass applied



Lower frame: Real Jy

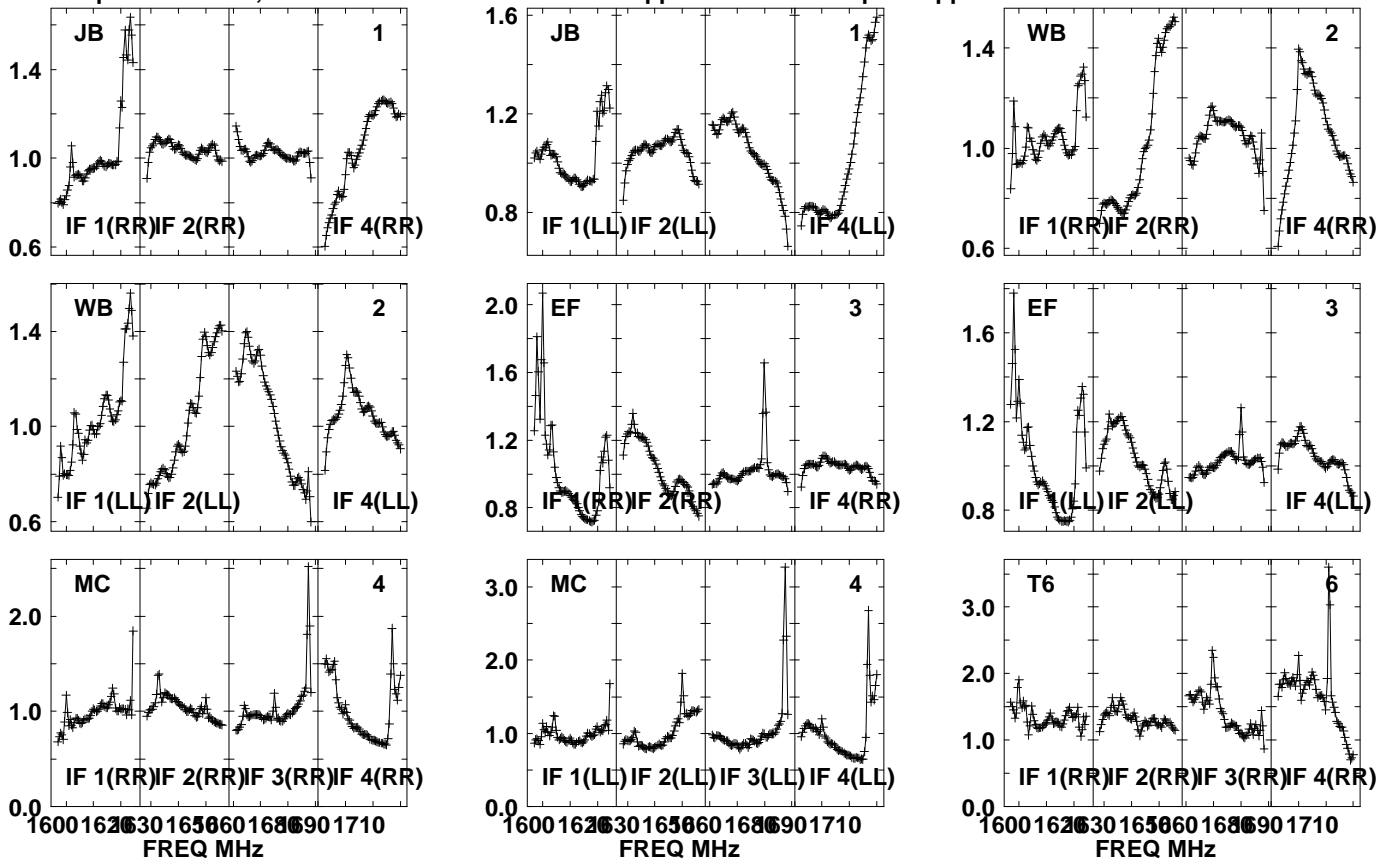
Auto-corr total-power spectrum Antenna: *

Timerange: 00/20:39:31 to 00/20:53:59

Plot file version 19 created 27-OCT-2023 18:00:22

3C66B EV024I 2.UVDATA.1

Freq = 1.5950 GHz, Bw = 32.000 MH No calibration applied and no bandpass applied

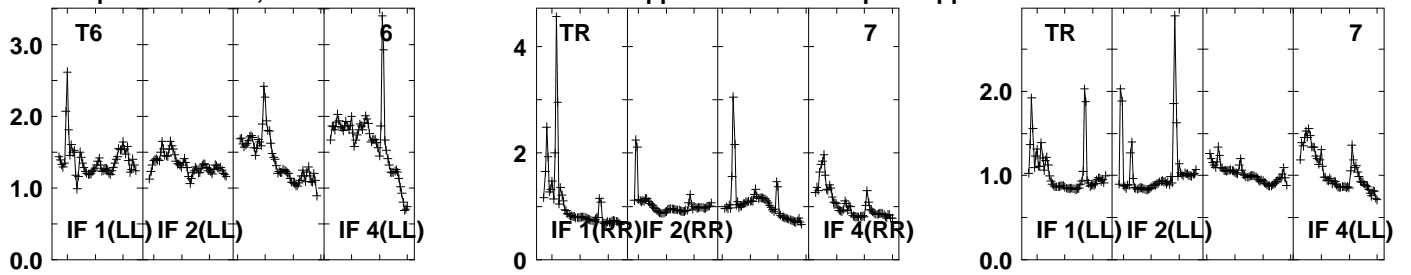


Lower frame: Real Jy
Auto-corr total-power spectrum Antenna: *
Timerange: 00/20:54:31 to 00/21:08:59

Plot file version 20 created 27-OCT-2023 18:00:22

3C66B EV024I 2.UVDATA.1

Freq = 1.5950 GHz, Bw = 32.000 MH No calibration applied and no bandpass applied



Lower frame: Real Jy

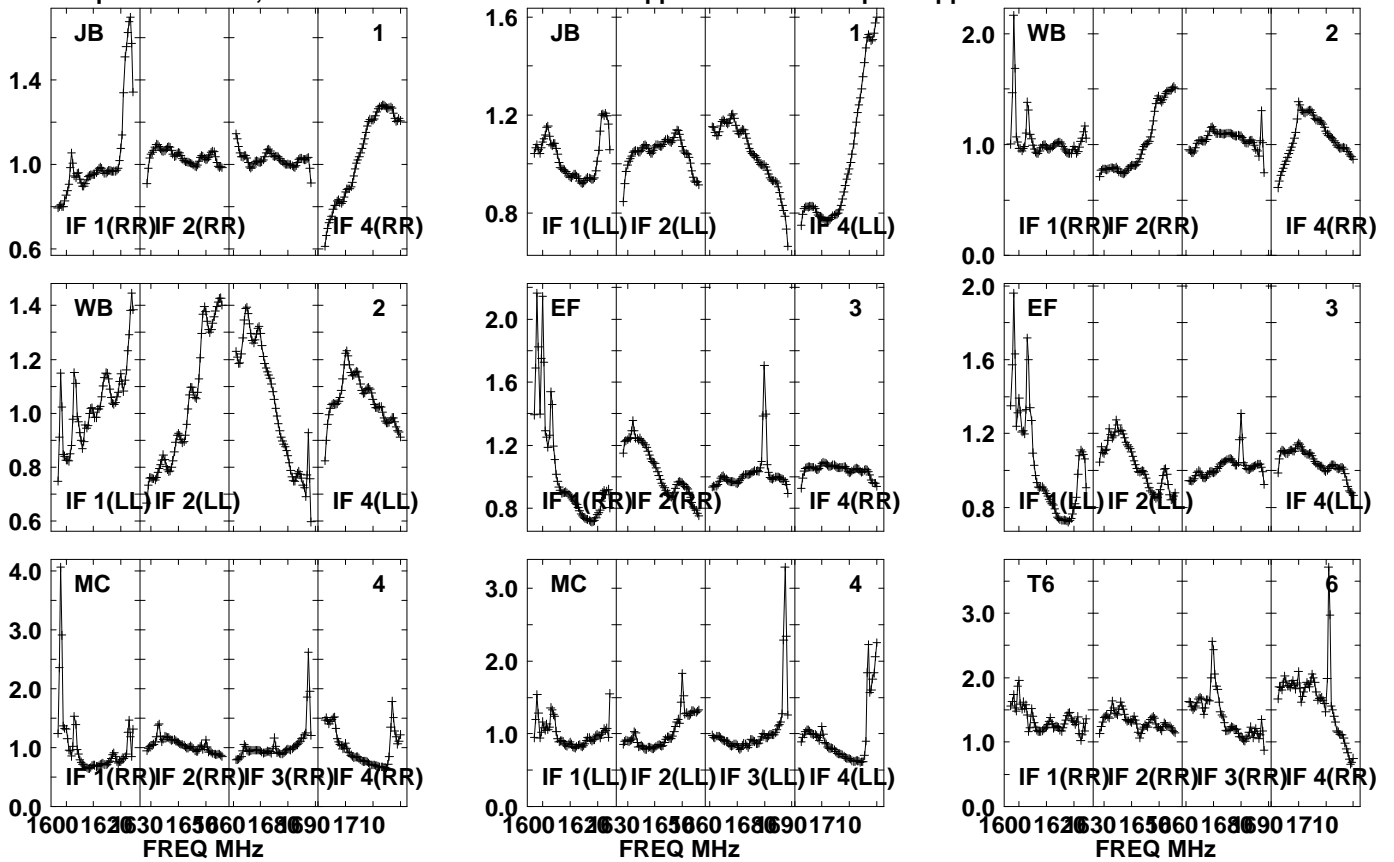
Auto-corr total-power spectrum Antenna: *

Timerange: 00/20:54:31 to 00/21:08:59

Plot file version 21 created 27-OCT-2023 18:00:22

3C66B EV024I 2.UVDATA.1

Freq = 1.5950 GHz, Bw = 32.000 MH No calibration applied and no bandpass applied

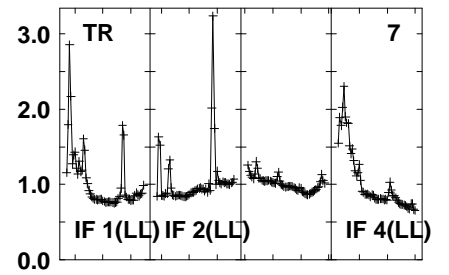
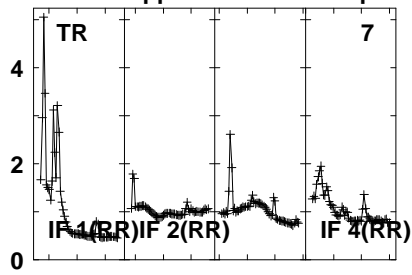
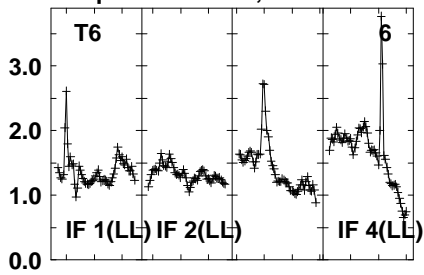


Lower frame: Real Jy
Auto-corr total-power spectrum Antenna: *
Timerange: 00/21:09:31 to 00/21:23:59

Plot file version 22 created 27-OCT-2023 18:00:22

3C66B EV024I 2.UVDATA.1

Freq = 1.5950 GHz, Bw = 32.000 MH No calibration applied and no bandpass applied



Lower frame: Real Jy

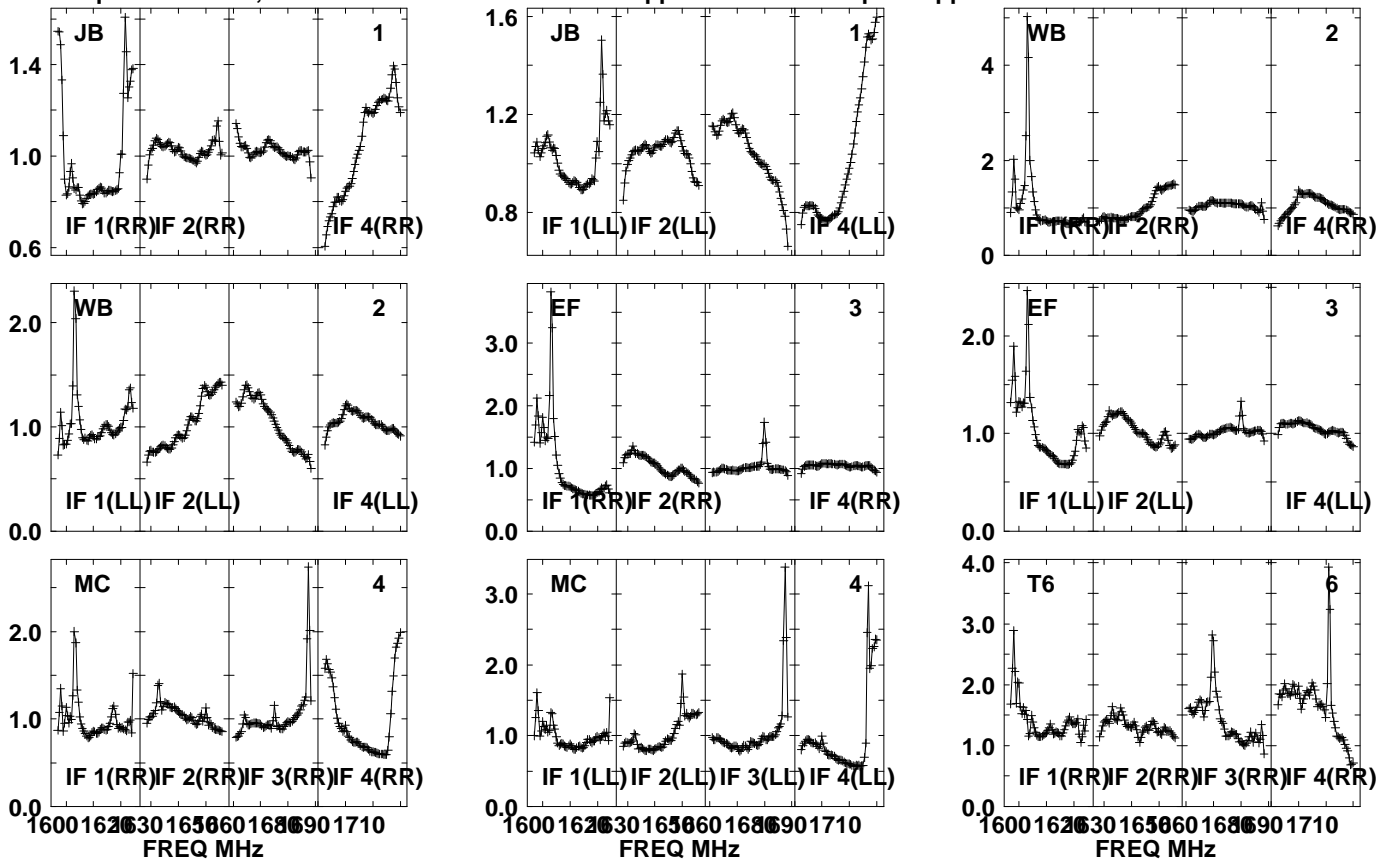
Auto-corr total-power spectrum Antenna: *

Timerange: 00/21:09:31 to 00/21:23:59

Plot file version 23 created 27-OCT-2023 18:00:23

3C66B EV024I 2.UVDATA.1

Freq = 1.5950 GHz, Bw = 32.000 MH No calibration applied and no bandpass applied

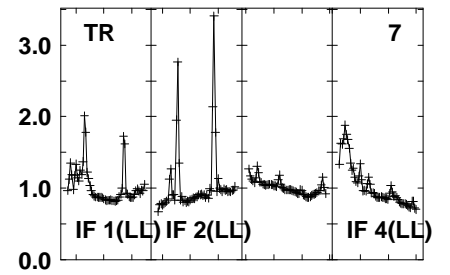
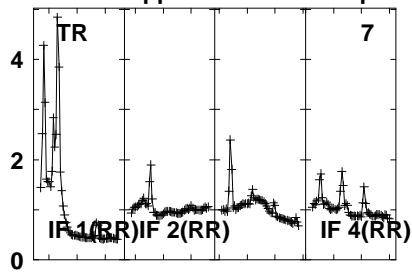
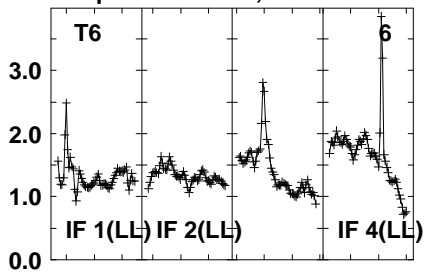


Lower frame: Real Jy
Auto-corr total-power spectrum Antenna: *
Timerange: 00/21:24:31 to 00/21:38:59

Plot file version 24 created 27-OCT-2023 18:00:23

3C66B EV024I 2.UVDATA.1

Freq = 1.5950 GHz, Bw = 32.000 MH No calibration applied and no bandpass applied



Lower frame: Real Jy

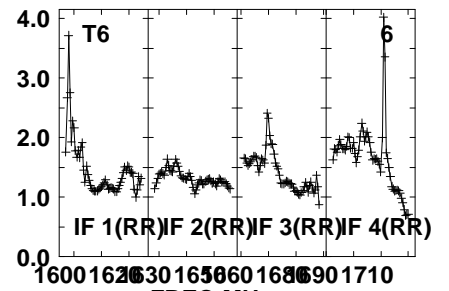
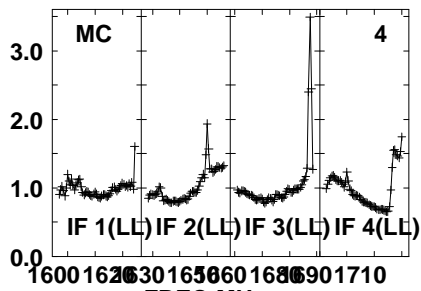
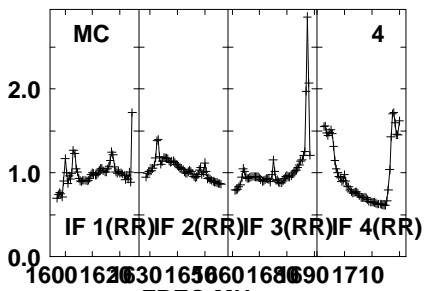
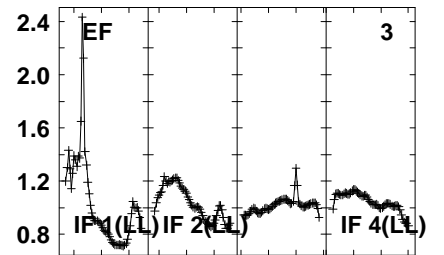
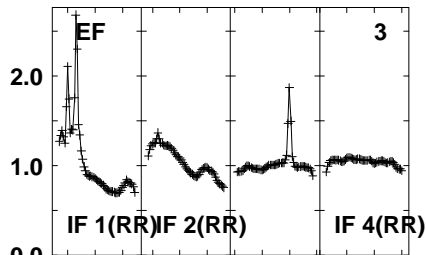
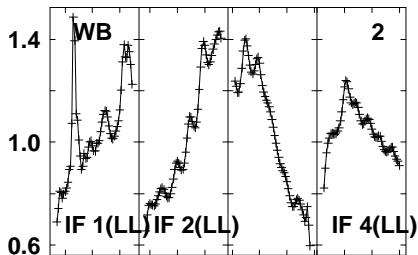
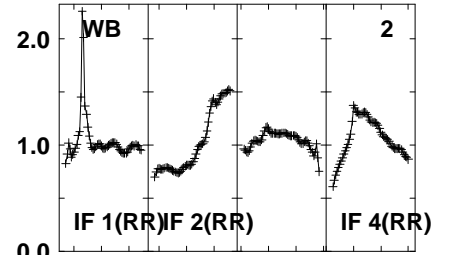
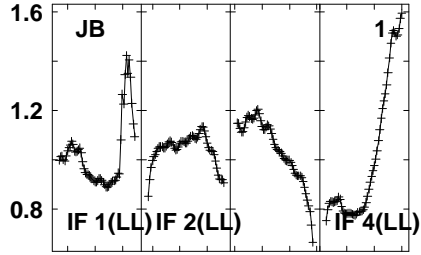
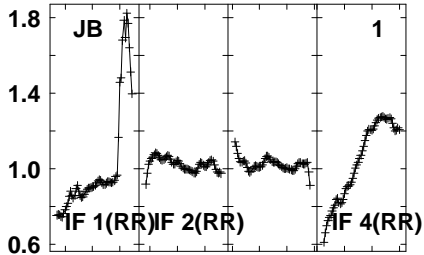
Auto-corr total-power spectrum Antenna: *

Timerange: 00/21:24:31 to 00/21:38:59

Plot file version 25 created 27-OCT-2023 18:00:23

3C66B EV024I 2.UVDATA.1

Freq = 1.5950 GHz, Bw = 32.000 MH No calibration applied and no bandpass applied

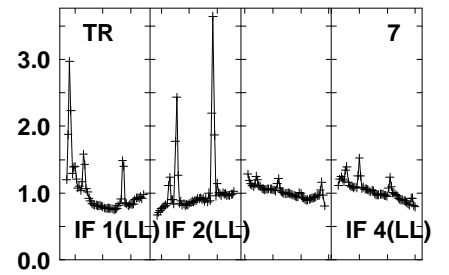
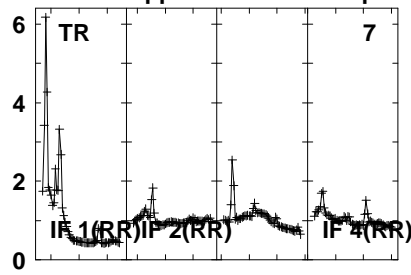
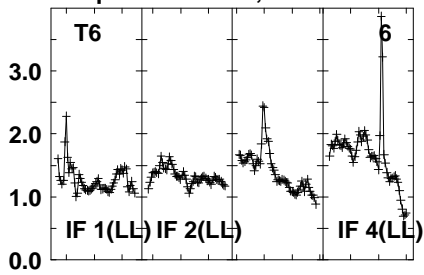


Lower frame: Real Jy
Auto-corr total-power spectrum Antenna: *
Timerange: 00/21:39:31 to 00/21:53:59

Plot file version 26 created 27-OCT-2023 18:00:23

3C66B EV024I 2.UVDATA.1

Freq = 1.5950 GHz, Bw = 32.000 MH No calibration applied and no bandpass applied



Lower frame: Real Jy

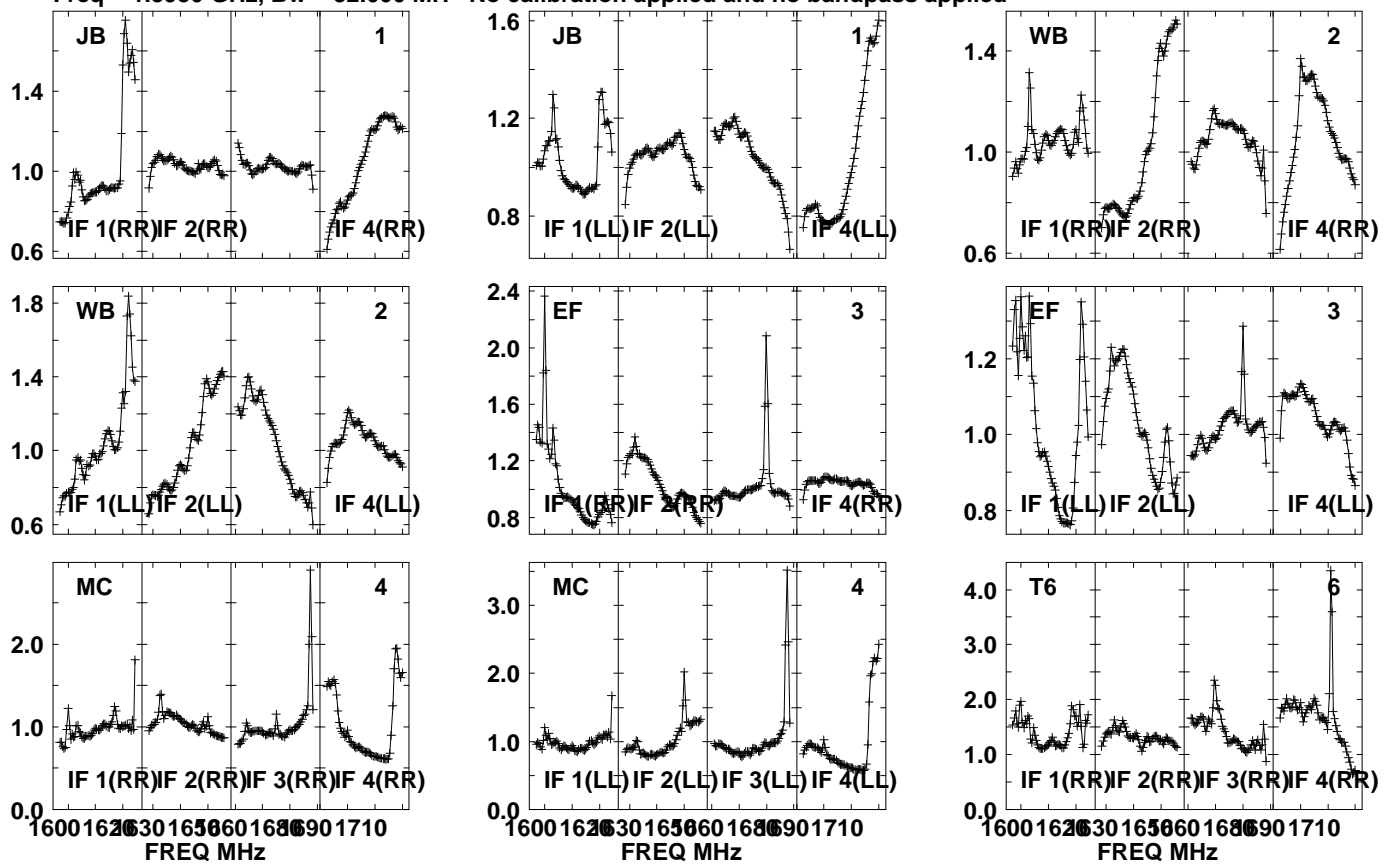
Auto-corr total-power spectrum Antenna: *

Timerange: 00/21:39:31 to 00/21:53:59

Plot file version 27 created 27-OCT-2023 18:00:23

3C66B EV024I 2.UVDATA.1

Freq = 1.5950 GHz, Bw = 32.000 MH No calibration applied and no bandpass applied

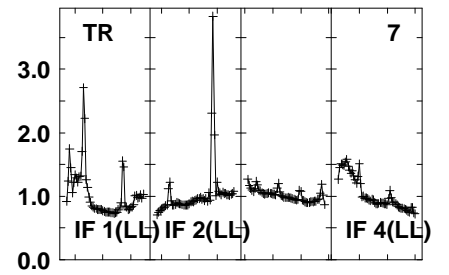
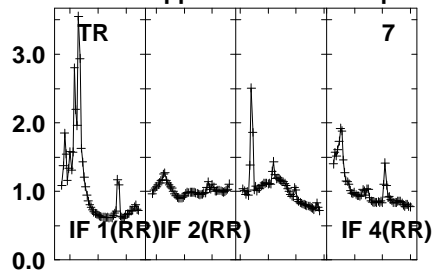
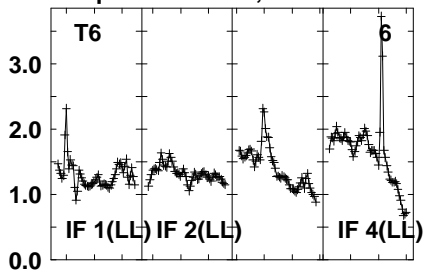


Lower frame: Real Jy
Auto-corr total-power spectrum Antenna: *
Timerange: 00/21:54:31 to 00/22:08:59

Plot file version 28 created 27-OCT-2023 18:00:23

3C66B EV024I 2.UVDATA.1

Freq = 1.5950 GHz, Bw = 32.000 MH No calibration applied and no bandpass applied



Lower frame: Real Jy

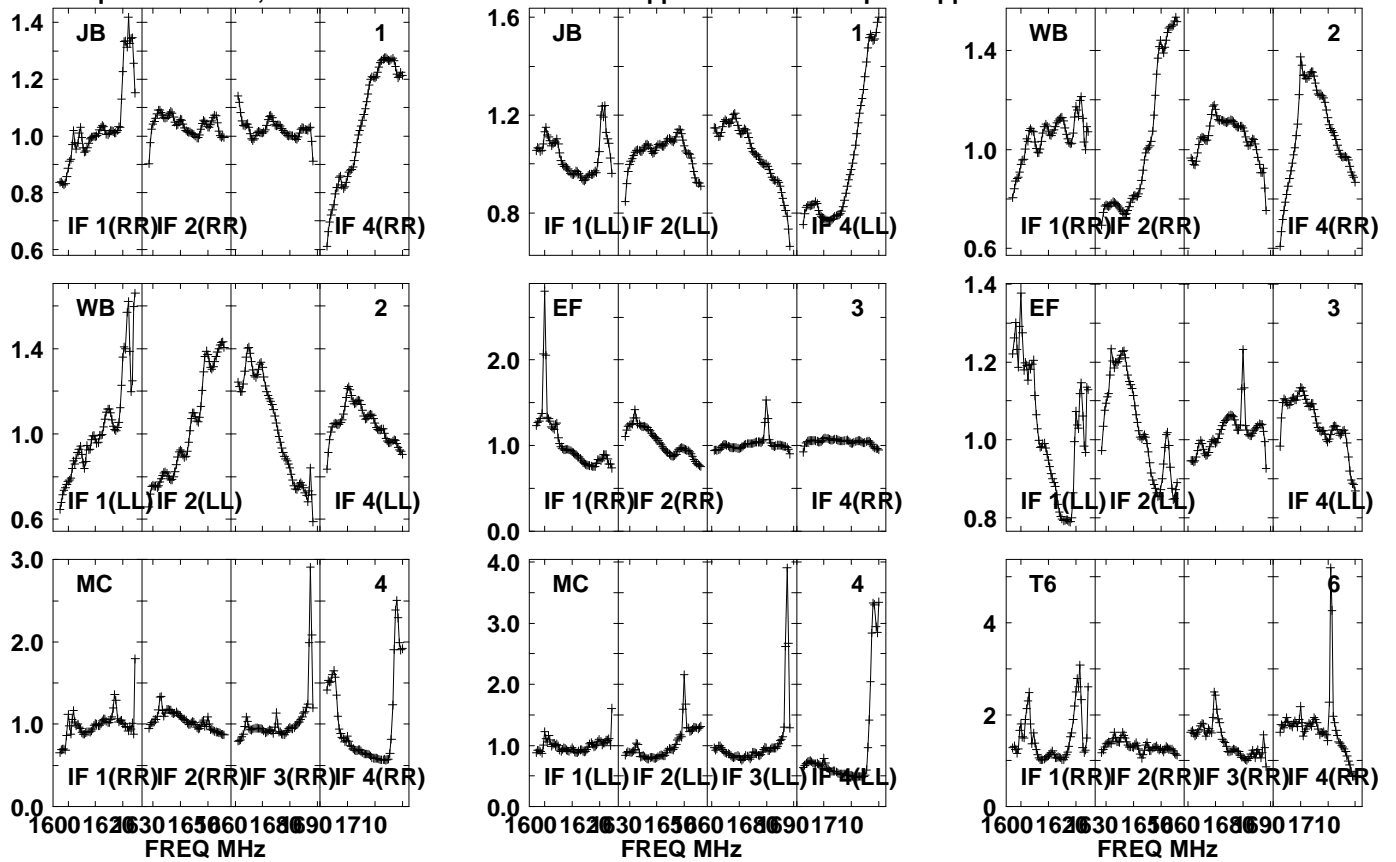
Auto-corr total-power spectrum Antenna: *

Timerange: 00/21:54:31 to 00/22:08:59

Plot file version 29 created 27-OCT-2023 18:00:24

0133+476 EV024I 2.UVDATA.1

Freq = 1.5950 GHz, Bw = 32.000 MH No calibration applied and no bandpass applied

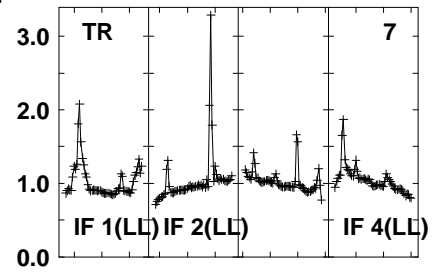
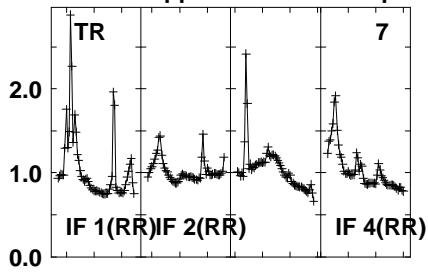
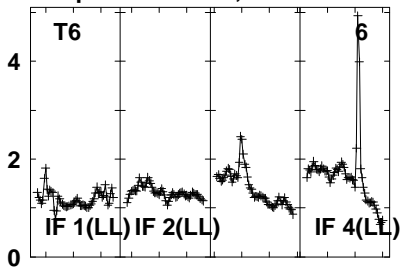


Lower frame: Real Jy
Auto-corr total-power spectrum Antenna: *
Timerange: 00/22:10:01 to 00/22:13:59

Plot file version 30 created 27-OCT-2023 18:00:24

0133+476 EV024I 2.UVDATA.1

Freq = 1.5950 GHz, Bw = 32.000 MH No calibration applied and no bandpass applied

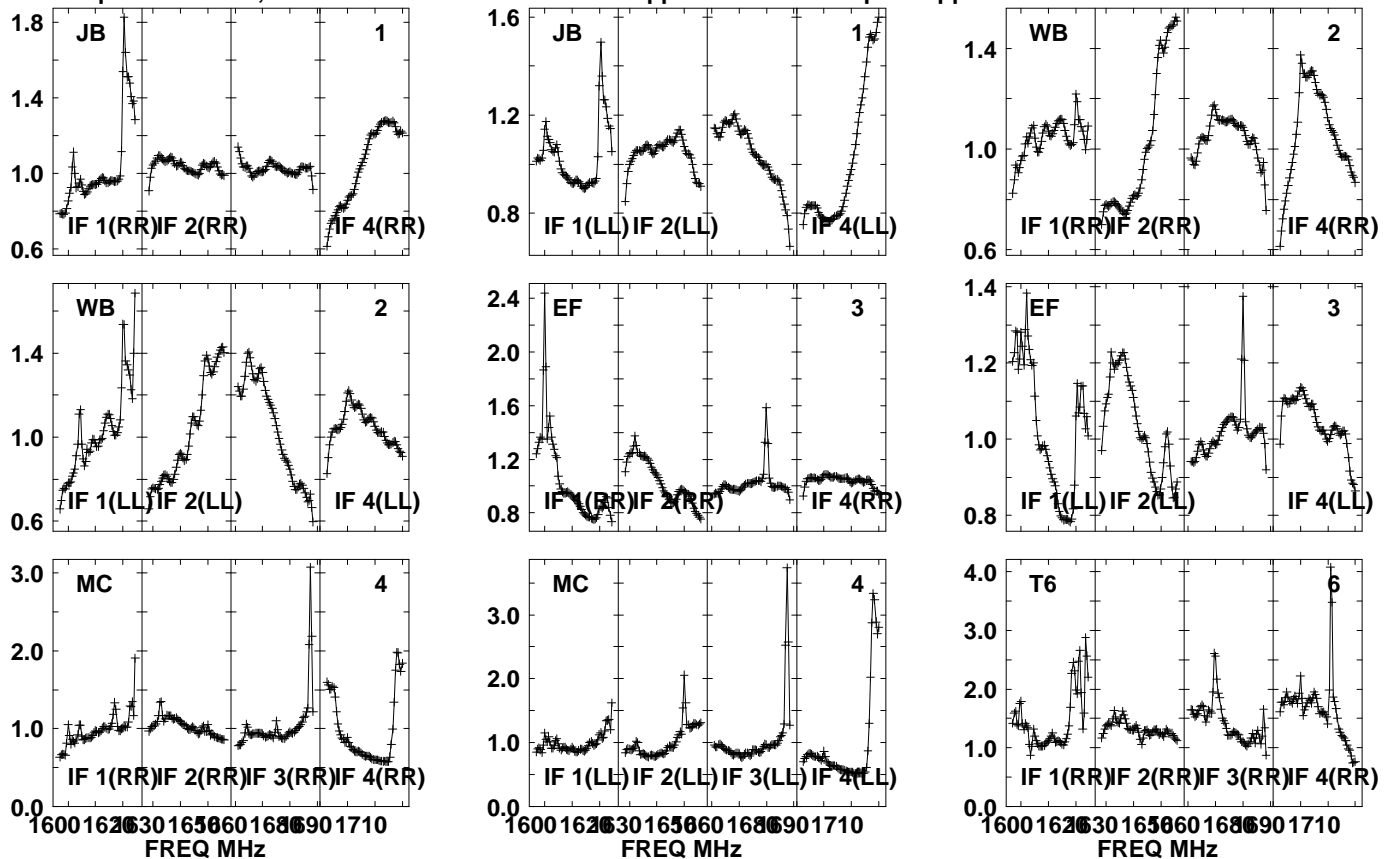


Lower frame: Real Jy
Auto-corr total-power spectrum Antenna: *
Timerange: 00/22:10:01 to 00/22:13:59

Plot file version 31 created 27-OCT-2023 18:00:24

3C66B EV024I 2.UVDATA.1

Freq = 1.5950 GHz, Bw = 32.000 MH No calibration applied and no bandpass applied

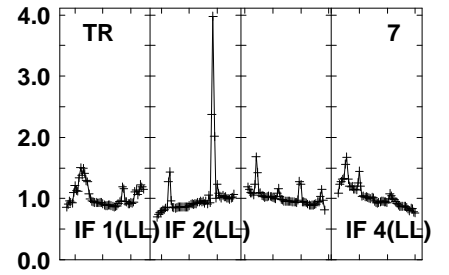
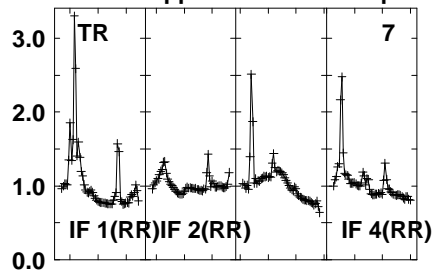
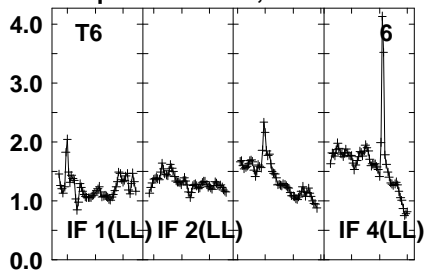


Lower frame: Real Jy
Auto-corr total-power spectrum Antenna: *
Timerange: 00/22:15:01 to 00/22:28:59

Plot file version 32 created 27-OCT-2023 18:00:24

3C66B EV024I 2.UVDATA.1

Freq = 1.5950 GHz, Bw = 32.000 MH No calibration applied and no bandpass applied



Lower frame: Real Jy

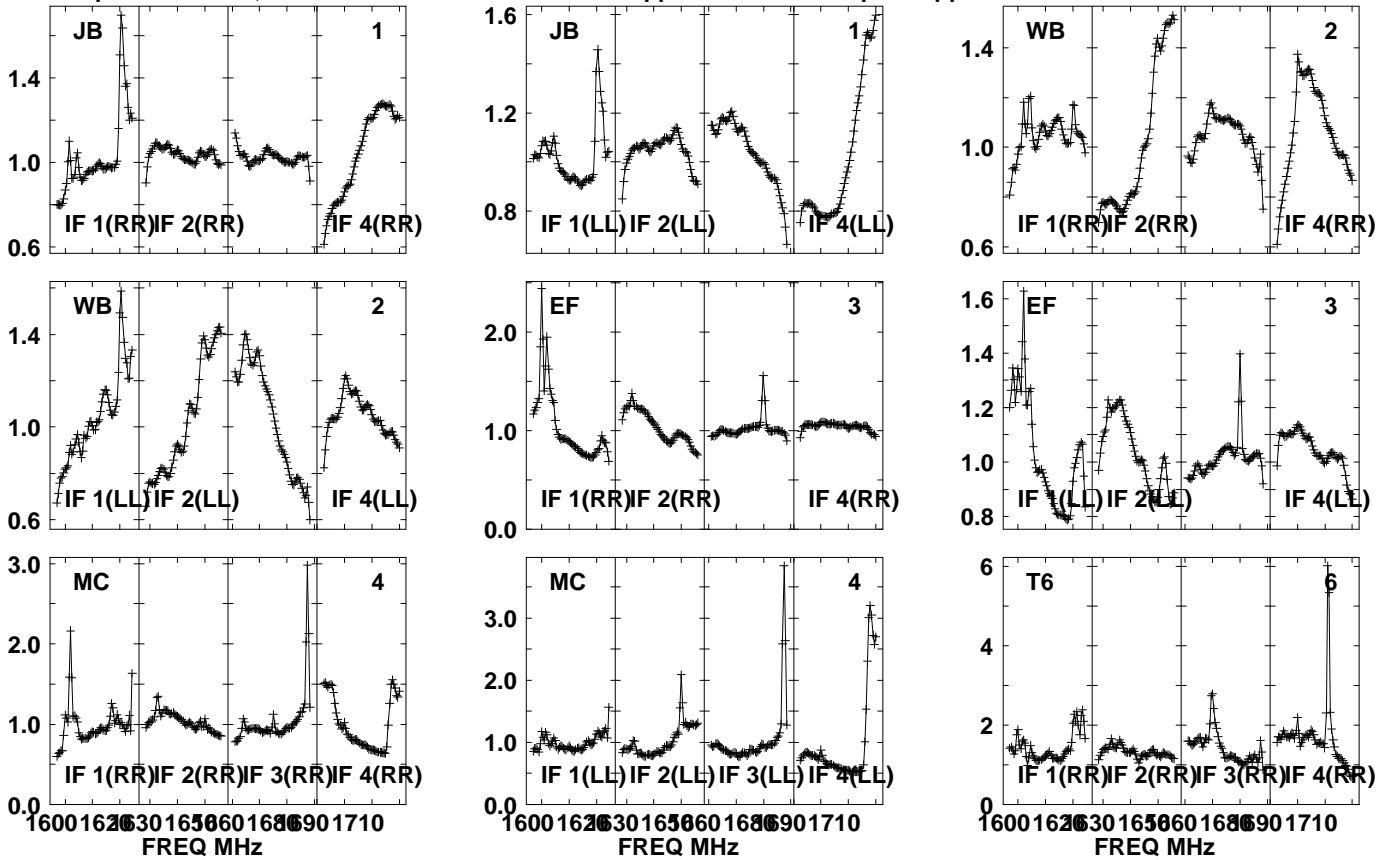
Auto-corr total-power spectrum Antenna: *

Timerange: 00/22:15:01 to 00/22:28:59

Plot file version 33 created 27-OCT-2023 18:00:24

3C66B EV024I 2.UVDATA.1

Freq = 1.5950 GHz, Bw = 32.000 MH No calibration applied and no bandpass applied

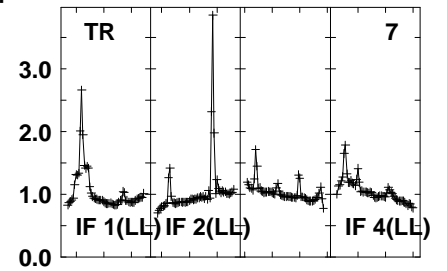
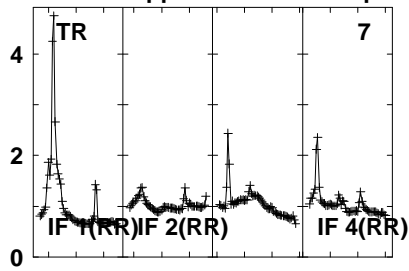
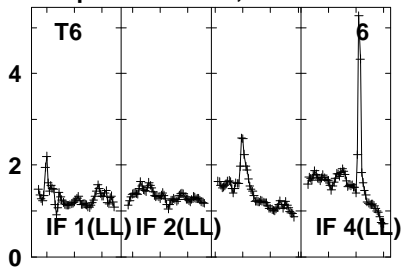


Lower frame: Real Jy
Auto-corr total-power spectrum Antenna: *
Timerange: 00/22:29:31 to 00/22:43:59

Plot file version 34 created 27-OCT-2023 18:00:24

3C66B EV024I 2.UVDATA.1

Freq = 1.5950 GHz, Bw = 32.000 MH No calibration applied and no bandpass applied

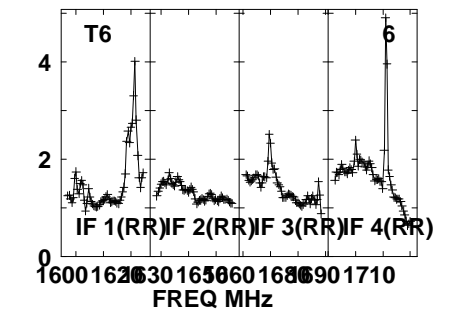
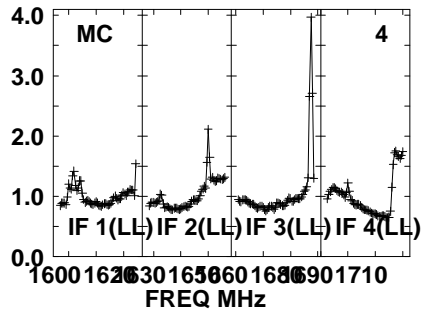
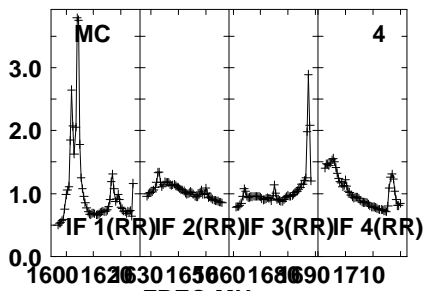
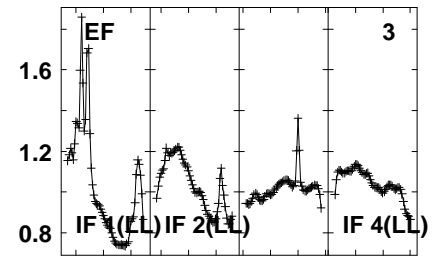
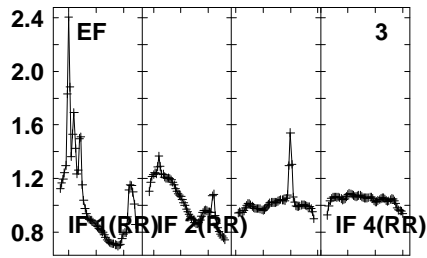
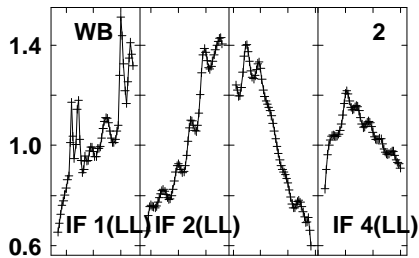
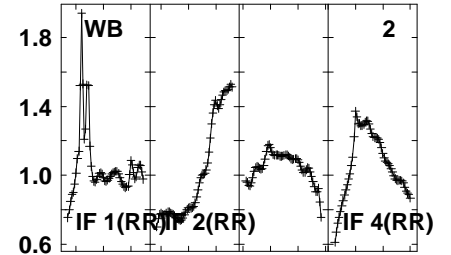
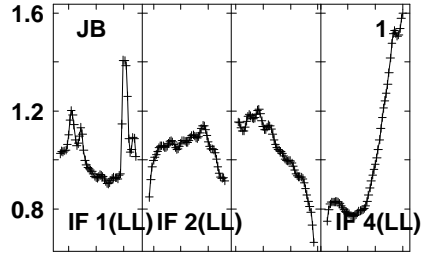
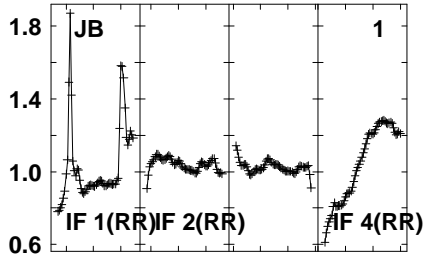


Lower frame: Real Jy
Auto-corr total-power spectrum Antenna: *
Timerange: 00/22:29:31 to 00/22:43:59

Plot file version 35 created 27-OCT-2023 18:00:25

3C66B EV024I 2.UVDATA.1

Freq = 1.5950 GHz, Bw = 32.000 MH No calibration applied and no bandpass applied

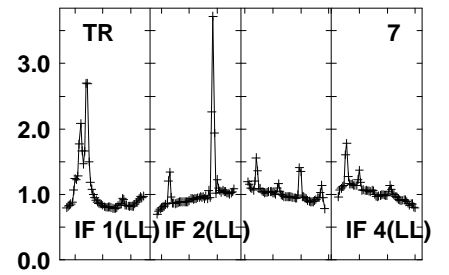
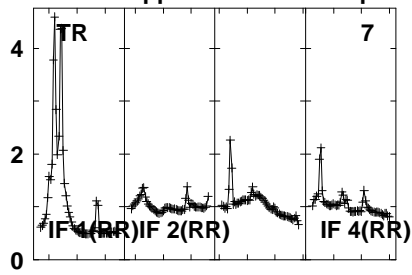
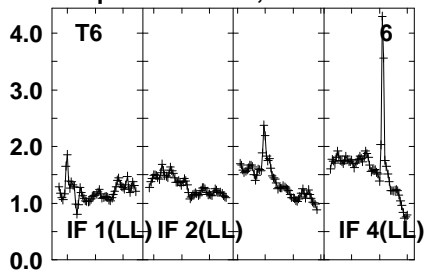


Lower frame: Real Jy
Auto-corr total-power spectrum Antenna: *
Timerange: 00/22:44:31 to 00/22:58:59

Plot file version 36 created 27-OCT-2023 18:00:25

3C66B EV024I 2.UVDATA.1

Freq = 1.5950 GHz, Bw = 32.000 MH No calibration applied and no bandpass applied



Lower frame: Real Jy

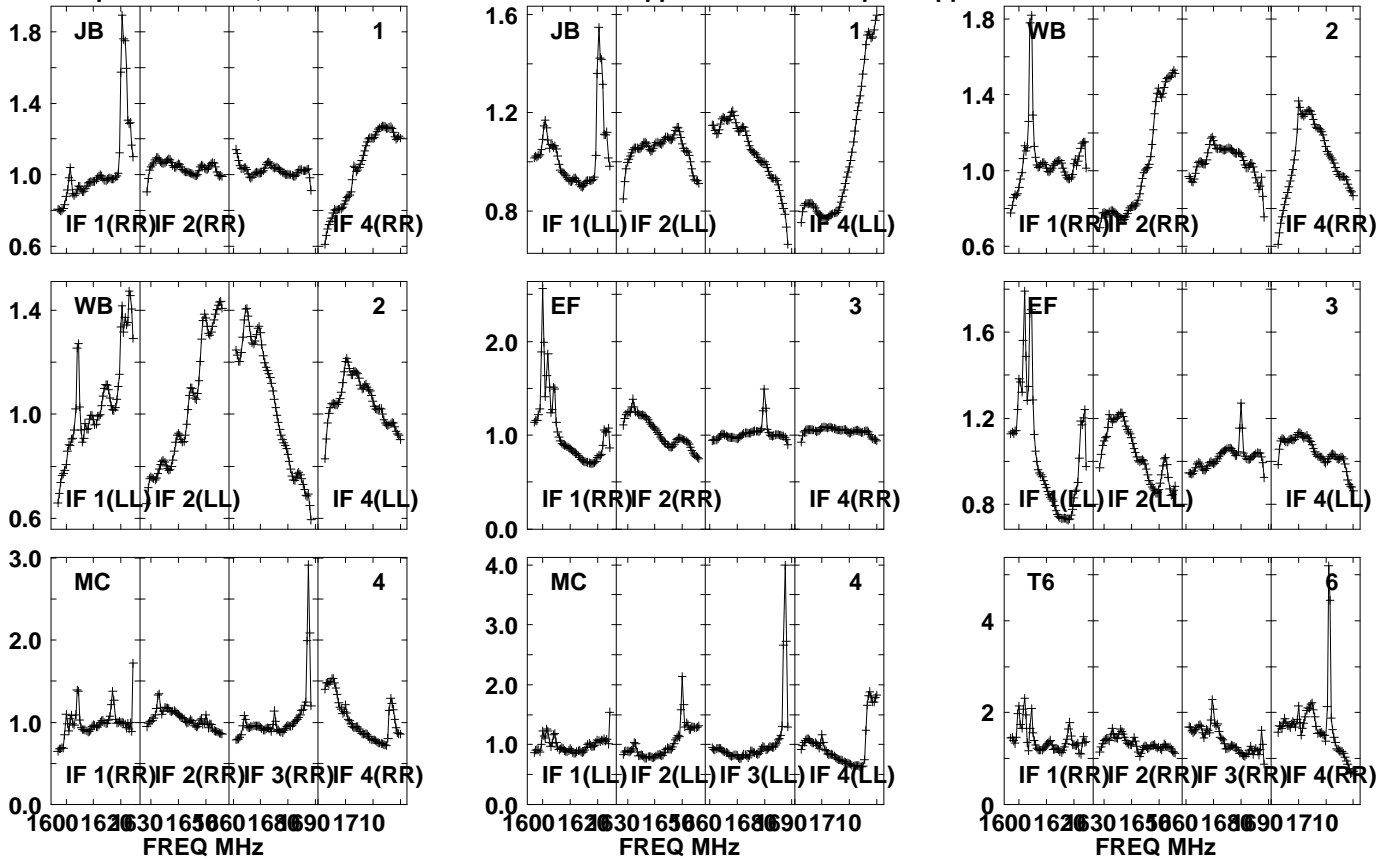
Auto-corr total-power spectrum Antenna: *

Timerange: 00/22:44:31 to 00/22:58:59

Plot file version 37 created 27-OCT-2023 18:00:25

3C66B EV024I 2.UVDATA.1

Freq = 1.5950 GHz, Bw = 32.000 MH No calibration applied and no bandpass applied

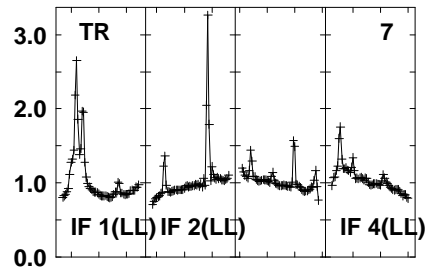
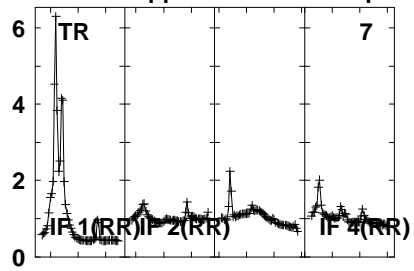
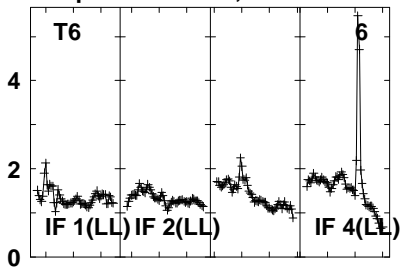


Lower frame: Real Jy
Auto-corr total-power spectrum Antenna: *
Timerange: 00/22:59:31 to 00/23:13:59

Plot file version 38 created 27-OCT-2023 18:00:25

3C66B EV024I 2.UVDATA.1

Freq = 1.5950 GHz, Bw = 32.000 MH No calibration applied and no bandpass applied

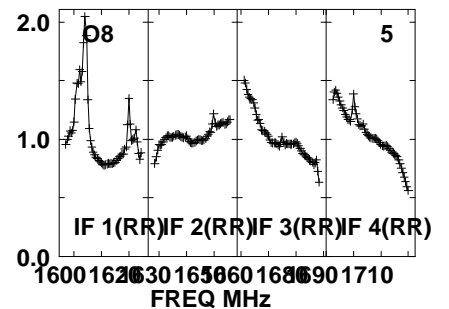
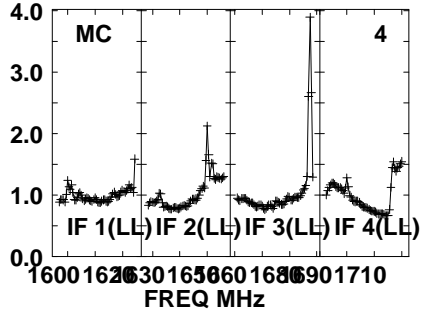
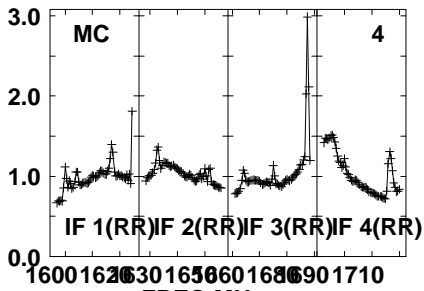
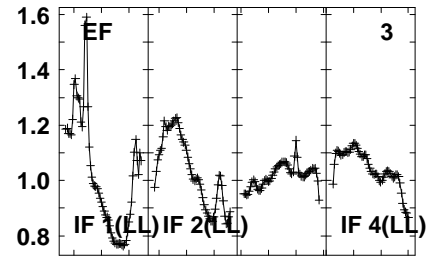
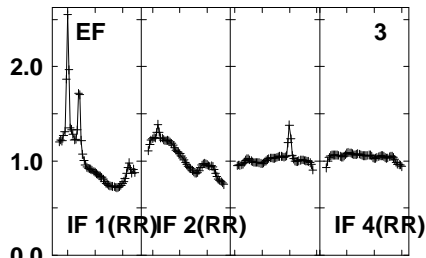
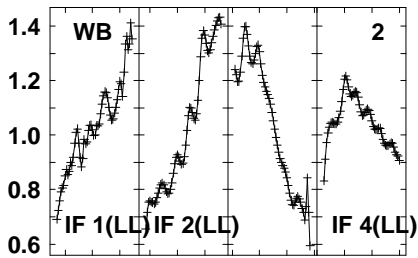
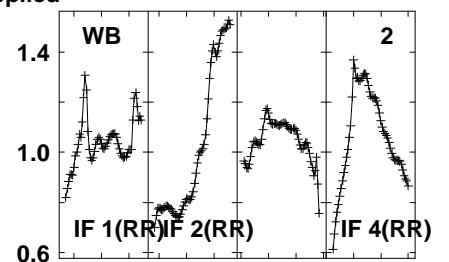
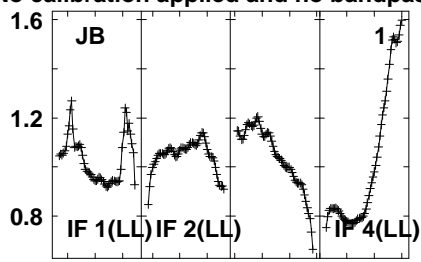
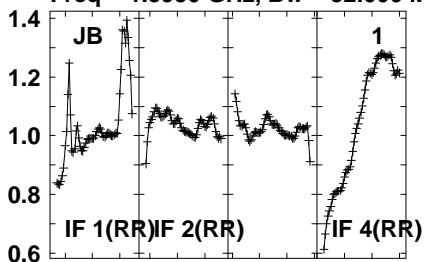


Lower frame: Real Jy
Auto-corr total-power spectrum Antenna: *
Timerange: 00/22:59:31 to 00/23:13:59

Plot file version 39 created 27-OCT-2023 18:00:25

3C66B EV024I 2.UVDATA.1

Freq = 1.5950 GHz, Bw = 32.000 MH No calibration applied and no bandpass applied

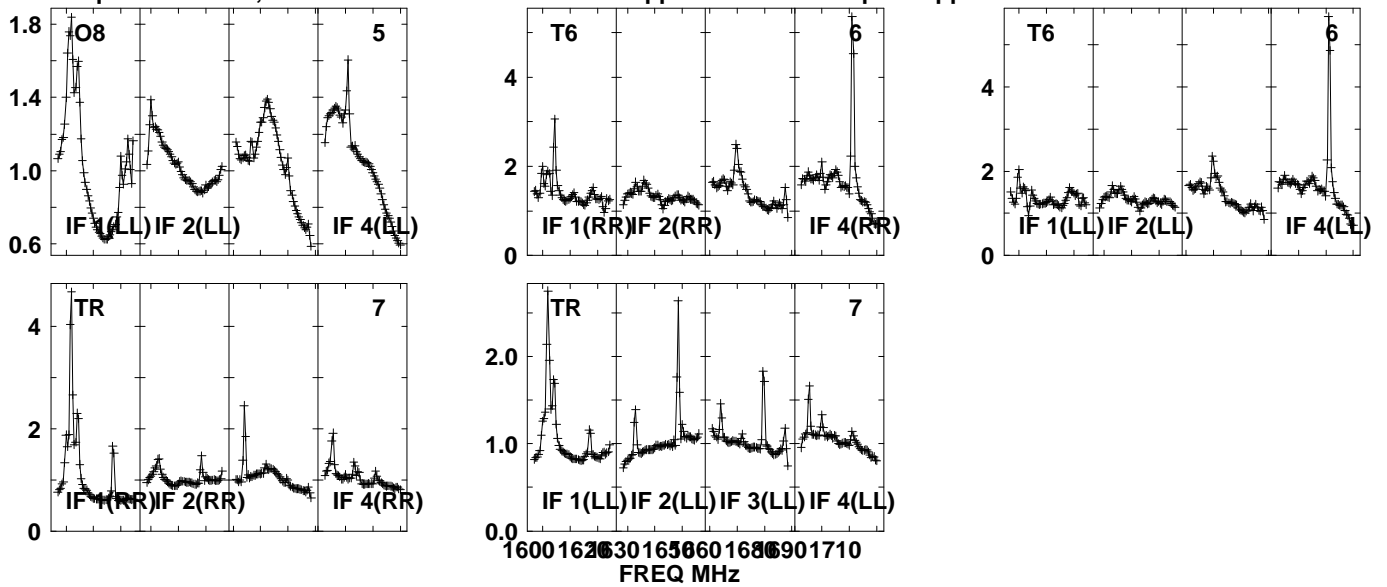


Lower frame: Real Jy
Auto-corr total-power spectrum Antenna: *
Timerange: 00/23:14:31 to 00/23:28:59

Plot file version 40 created 27-OCT-2023 18:00:26

3C66B EV024I 2.UVDATA.1

Freq = 1.5950 GHz, Bw = 32.000 MH No calibration applied and no bandpass applied

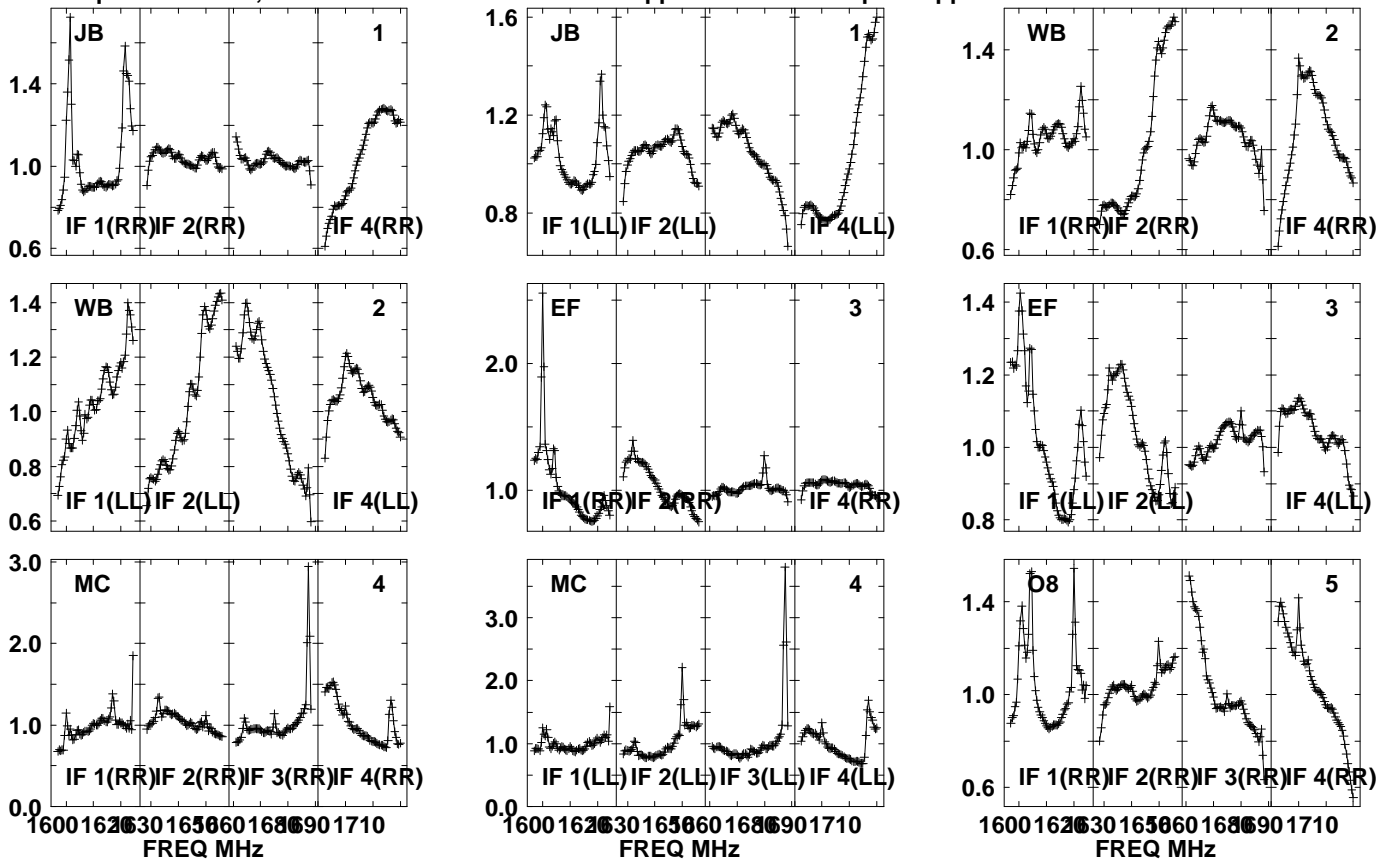


Lower frame: Real Jy
Auto-corr total-power spectrum Antenna: *
Timerange: 00/23:14:31 to 00/23:28:59

Plot file version 41 created 27-OCT-2023 18:00:26

3C66B EV024I 2.UVDATA.1

Freq = 1.5950 GHz, Bw = 32.000 MH No calibration applied and no bandpass applied

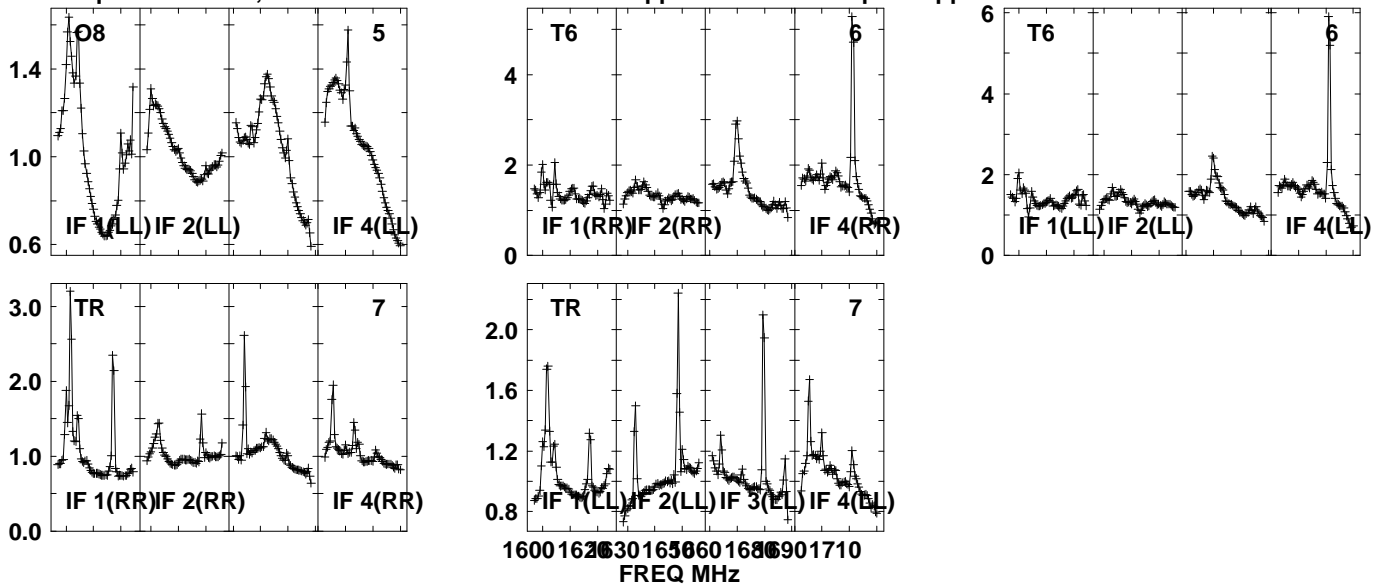


Lower frame: Real Jy
Auto-corr total-power spectrum Antenna: *
Timerange: 00/23:29:31 to 00/23:43:59

Plot file version 42 created 27-OCT-2023 18:00:26

3C66B EV024I 2.UVDATA.1

Freq = 1.5950 GHz, Bw = 32.000 MH No calibration applied and no bandpass applied

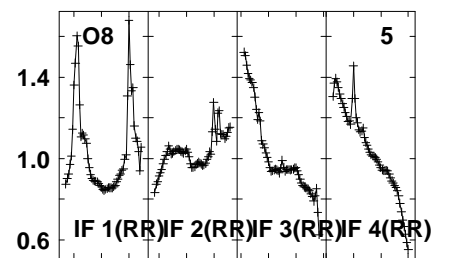
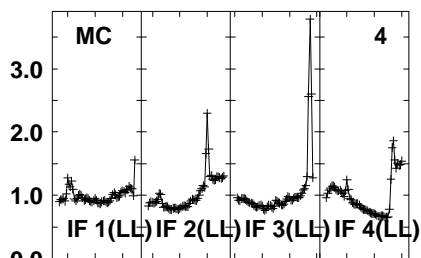
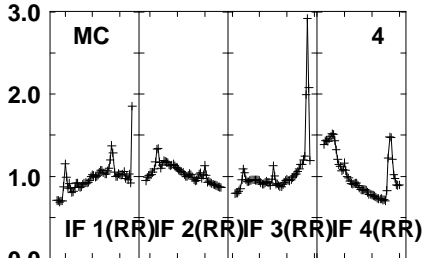
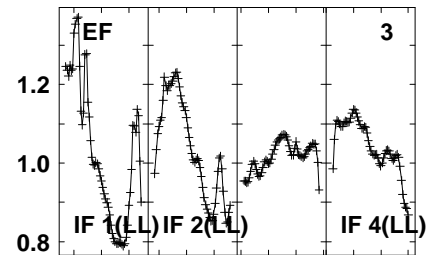
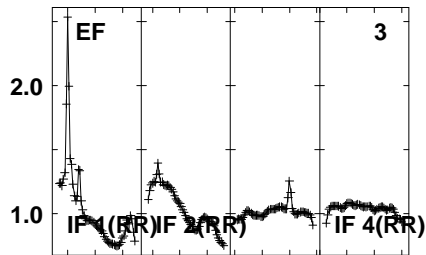
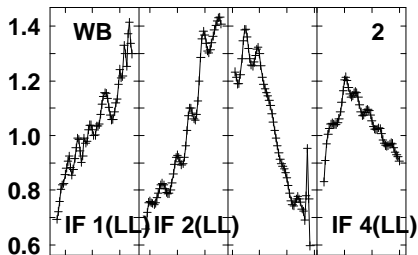
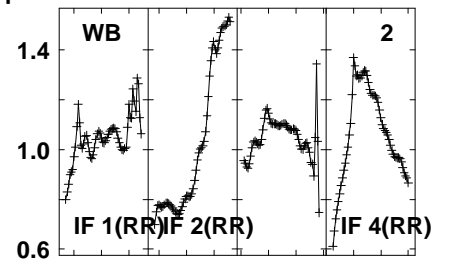
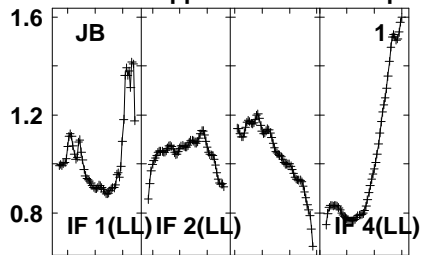
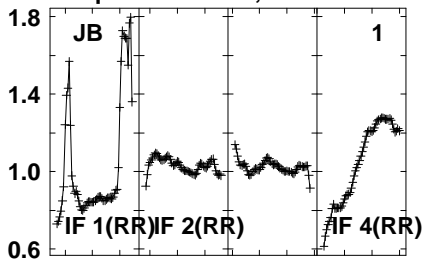


Lower frame: Real Jy
Auto-corr total-power spectrum Antenna: *
Timerange: 00/23:29:31 to 00/23:43:59

Plot file version 43 created 27-OCT-2023 18:00:26

3C66B EV024I 2.UVDATA.1

Freq = 1.5950 GHz, Bw = 32.000 MH No calibration applied and no bandpass applied



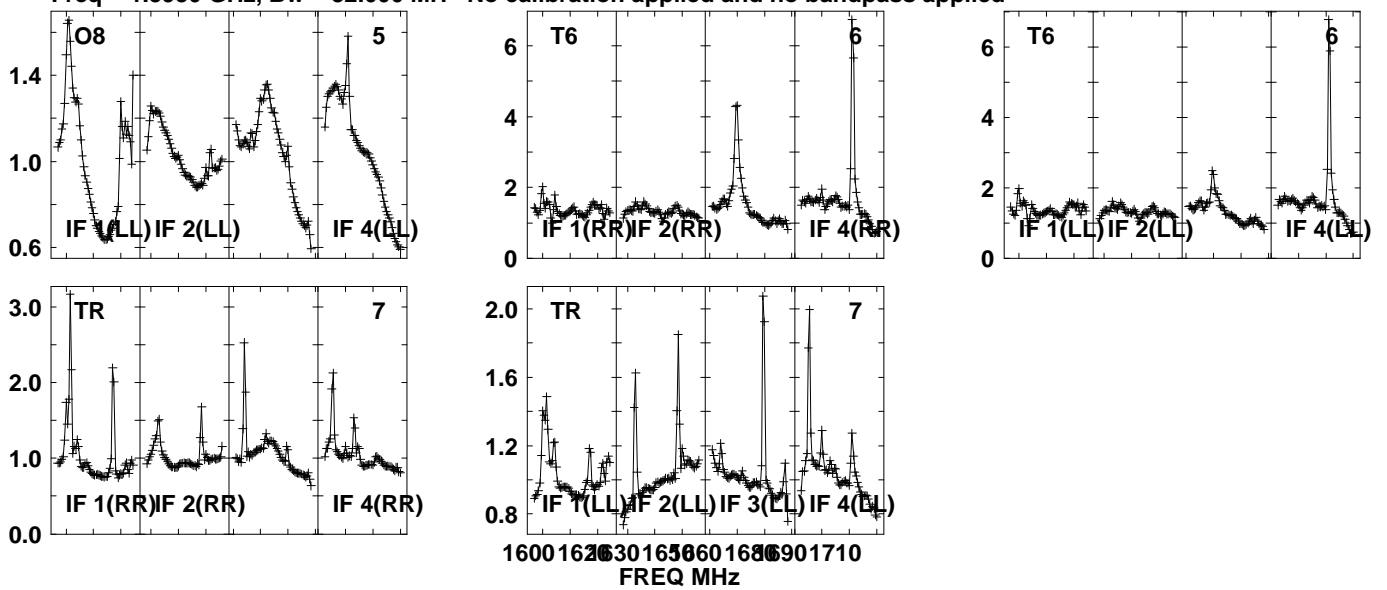
1600 1620 1630 1650 1660 1680 1690 1710
FREQ MHz

Lower frame: Real Jy
Auto-corr total-power spectrum Antenna: *
Timerange: 00/23:44:31 to 00/23:58:59

Plot file version 44 created 27-OCT-2023 18:00:27

3C66B EV024I 2.UVDATA.1

Freq = 1.5950 GHz, Bw = 32.000 MH No calibration applied and no bandpass applied

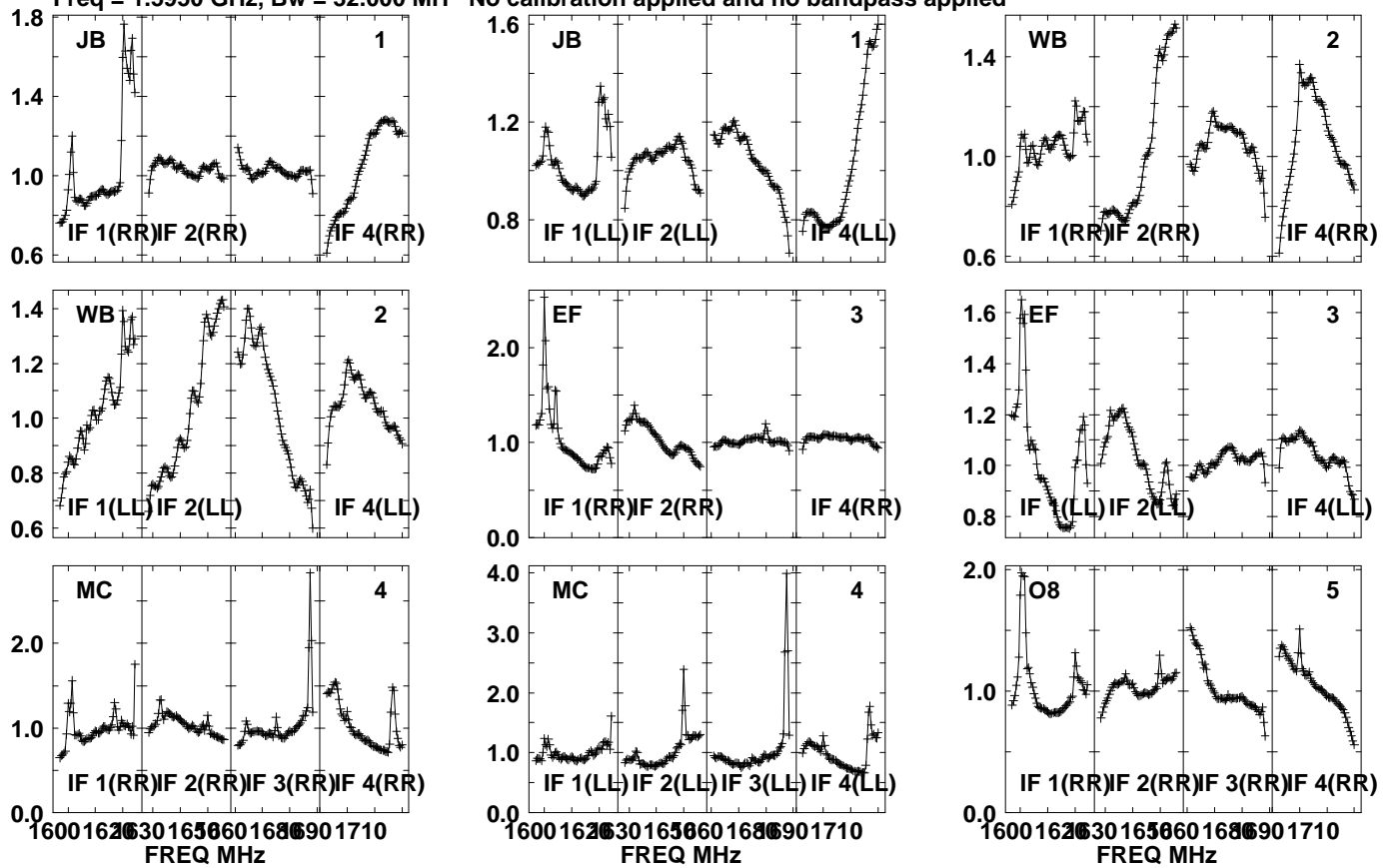


Lower frame: Real Jy
Auto-corr total-power spectrum Antenna: *
Timerange: 00/23:44:31 to 00/23:58:59

Plot file version 45 created 27-OCT-2023 18:00:27

3C66B EV024I 2.UVDATA.1

Freq = 1.5950 GHz, Bw = 32.000 MH No calibration applied and no bandpass applied

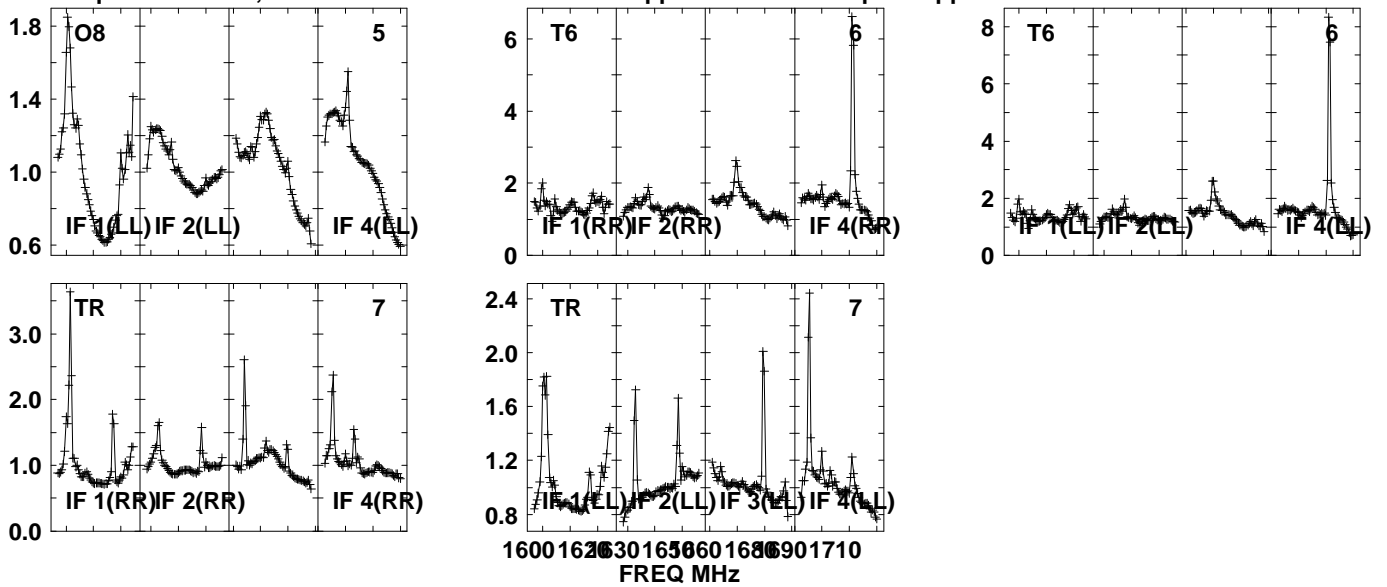


Lower frame: Real Jy
Auto-corr total-power spectrum Antenna: *
Timerange: 00/23:59:31 to 01/00:13:59

Plot file version 46 created 27-OCT-2023 18:00:27

3C66B EV024I 2.UVDATA.1

Freq = 1.5950 GHz, Bw = 32.000 MH No calibration applied and no bandpass applied

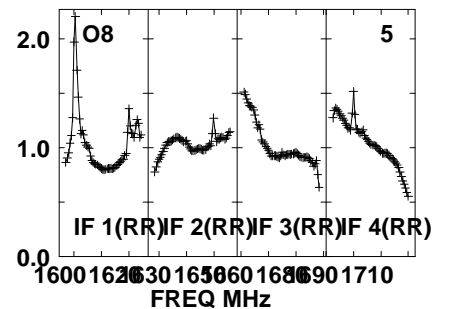
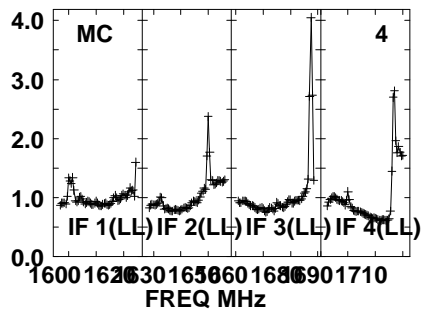
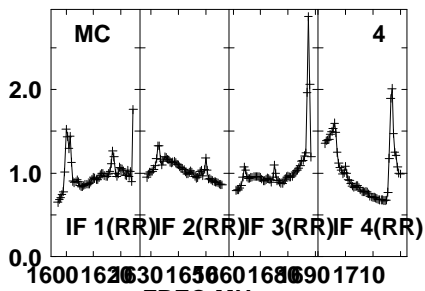
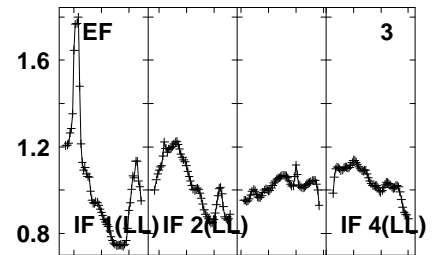
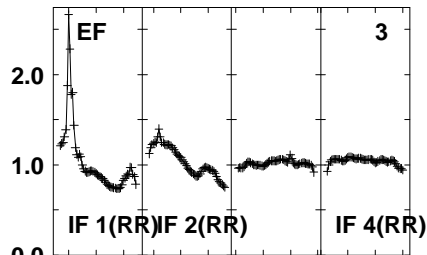
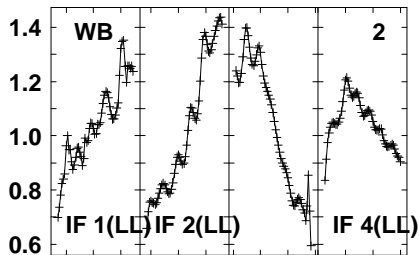
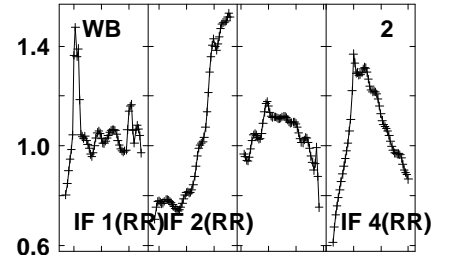
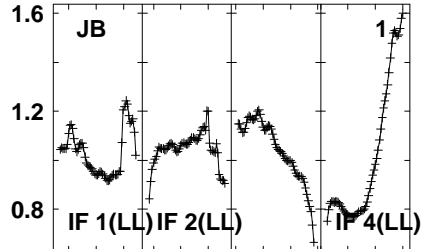
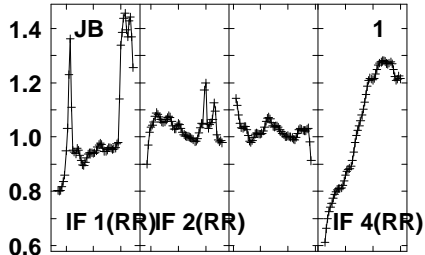


Lower frame: Real Jy
Auto-corr total-power spectrum Antenna: *
Timerange: 00/23:59:31 to 01/00:13:59

Plot file version 47 created 27-OCT-2023 18:00:27

3C66B EV024I 2.UVDATA.1

Freq = 1.5950 GHz, Bw = 32.000 MH No calibration applied and no bandpass applied

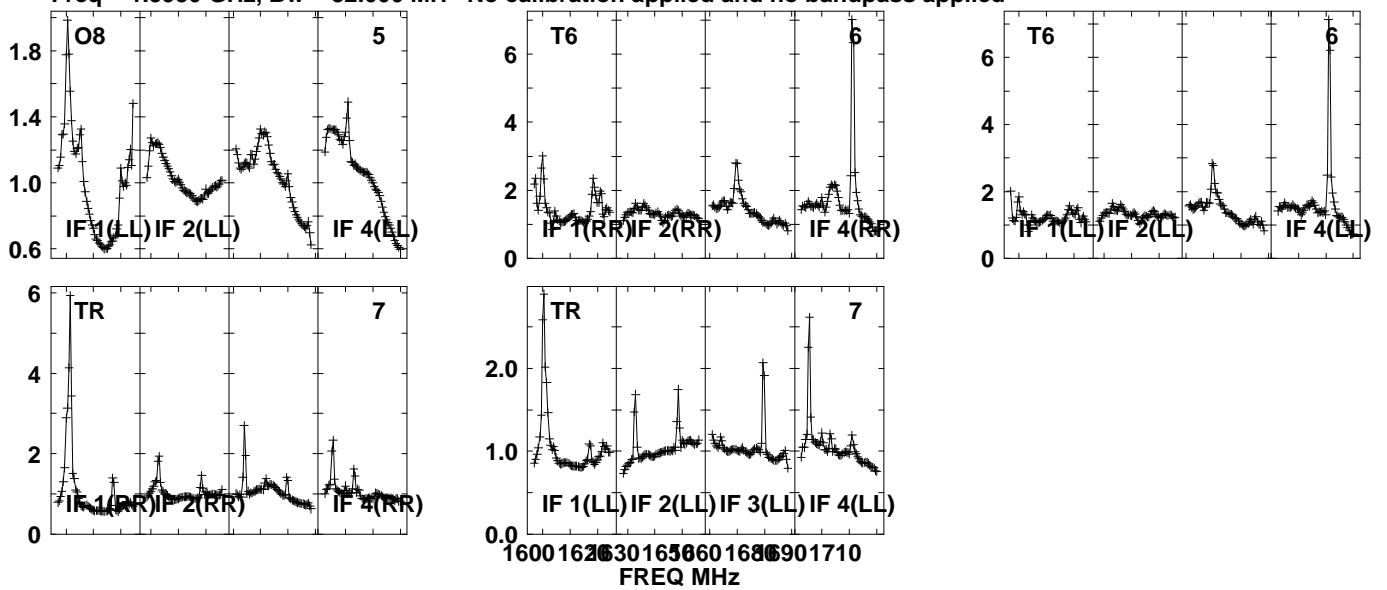


Lower frame: Real Jy
Auto-corr total-power spectrum Antenna: *
Timerange: 01/00:14:31 to 01/00:28:59

Plot file version 48 created 27-OCT-2023 18:00:27

3C66B EV024I 2.UVDATA.1

Freq = 1.5950 GHz, Bw = 32.000 MH No calibration applied and no bandpass applied

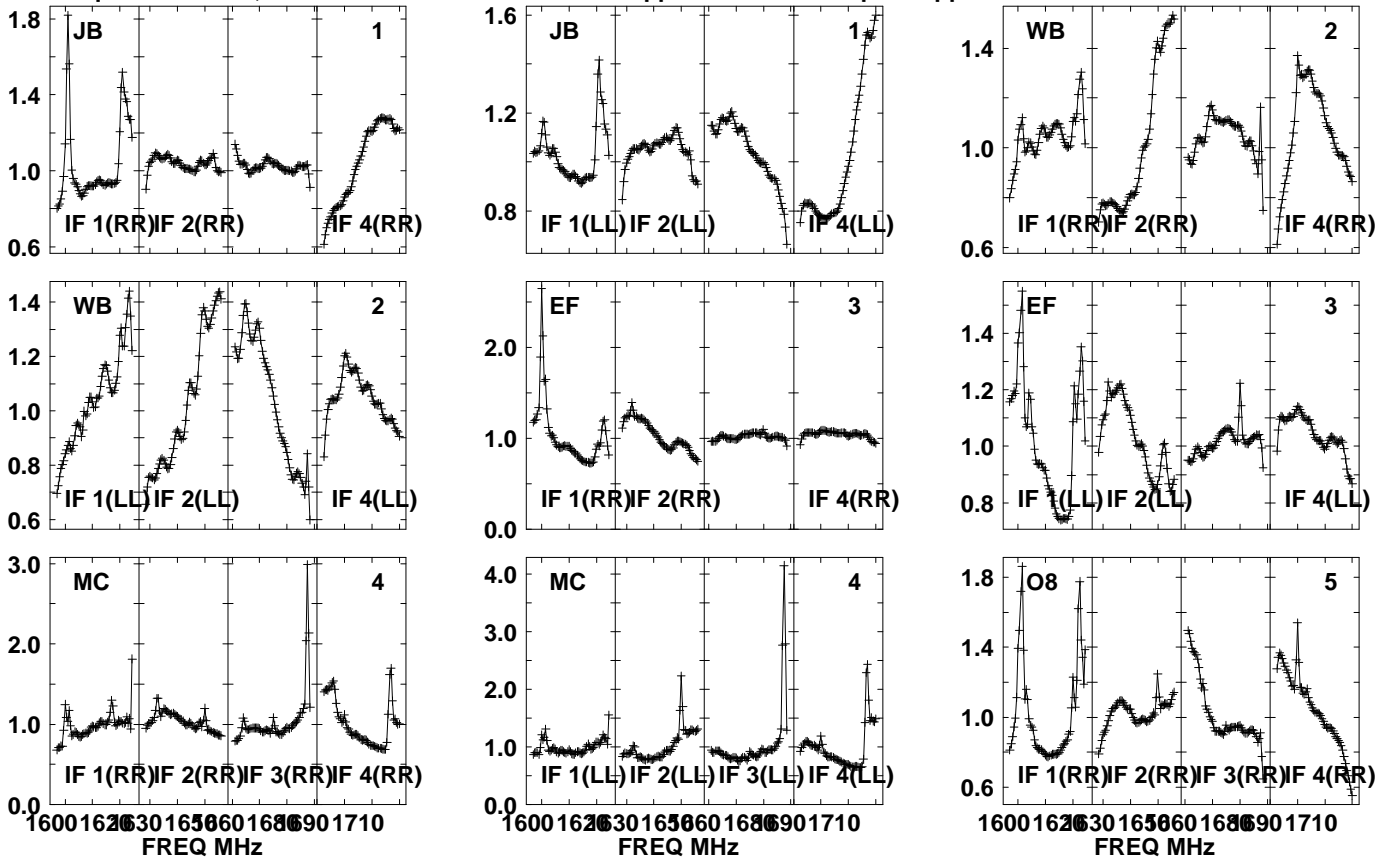


Lower frame: Real Jy
Auto-corr total-power spectrum Antenna: *
Timerange: 01/00:14:31 to 01/00:28:59

Plot file version 49 created 27-OCT-2023 18:00:28

3C66B EV024I 2.UVDATA.1

Freq = 1.5950 GHz, Bw = 32.000 MH No calibration applied and no bandpass applied

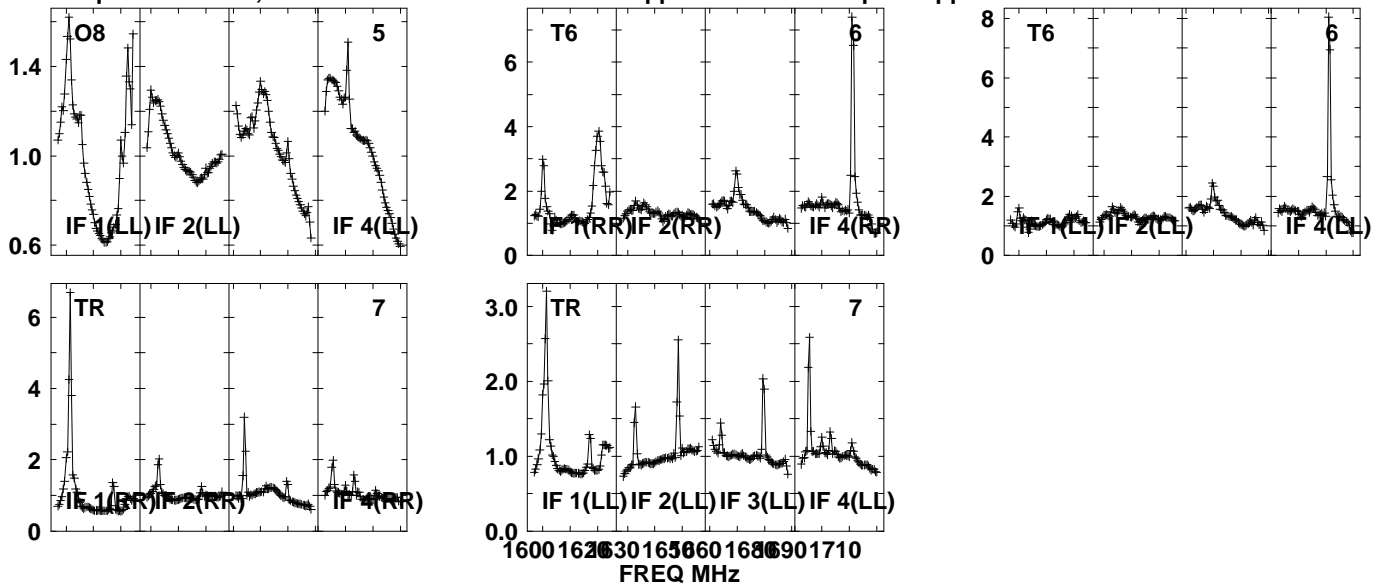


Lower frame: Real Jy
Auto-corr total-power spectrum Antenna: *
Timerange: 01/00:29:31 to 01/00:43:59

Plot file version 50 created 27-OCT-2023 18:00:28

3C66B EV024I 2.UVDATA.1

Freq = 1.5950 GHz, Bw = 32.000 MH No calibration applied and no bandpass applied

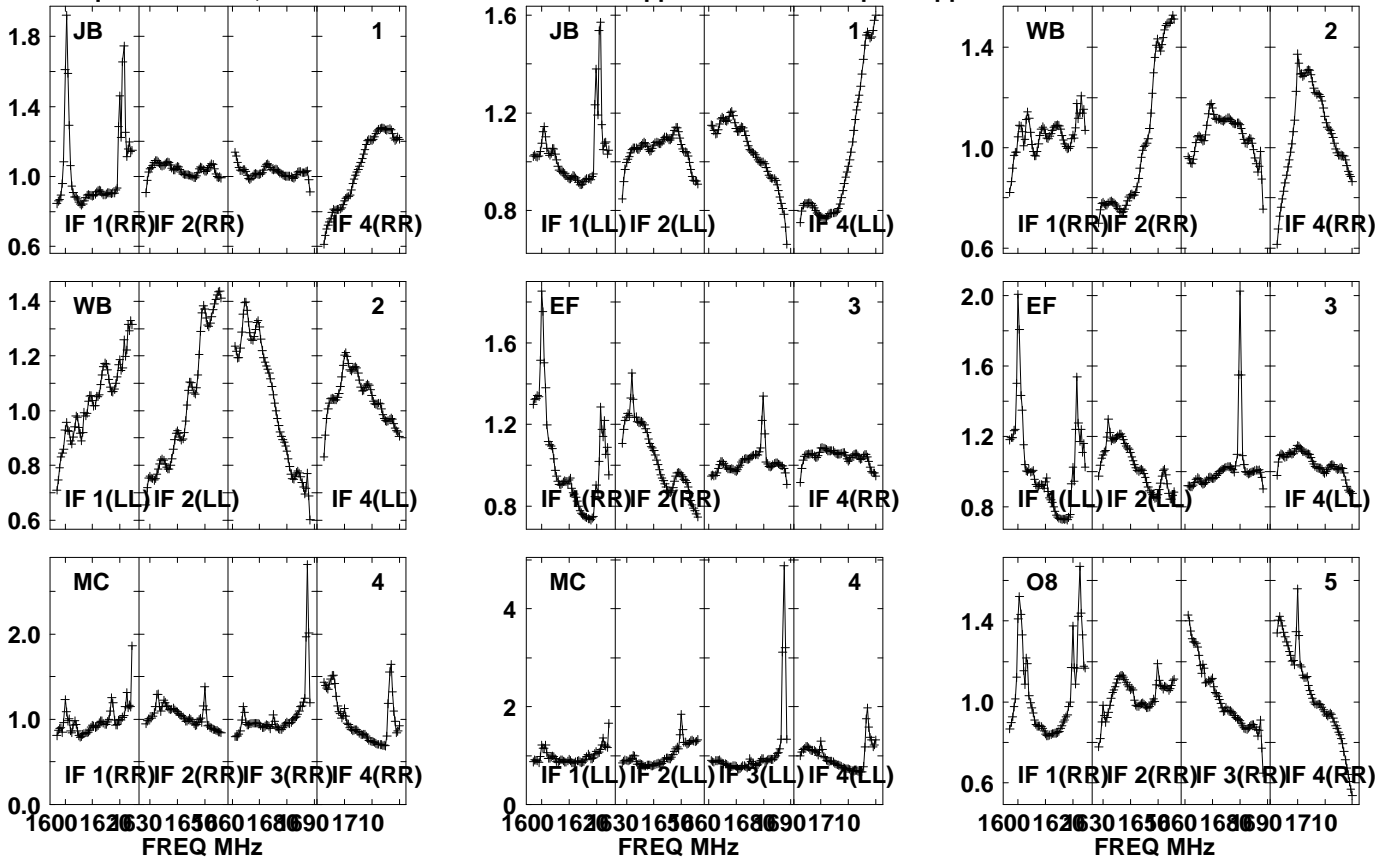


Lower frame: Real Jy
Auto-corr total-power spectrum Antenna: *
Timerange: 01/00:29:31 to 01/00:43:59

Plot file version 51 created 27-OCT-2023 18:00:28

0133+476 EV024I 2.UVDATA.1

Freq = 1.5950 GHz, Bw = 32.000 MH No calibration applied and no bandpass applied

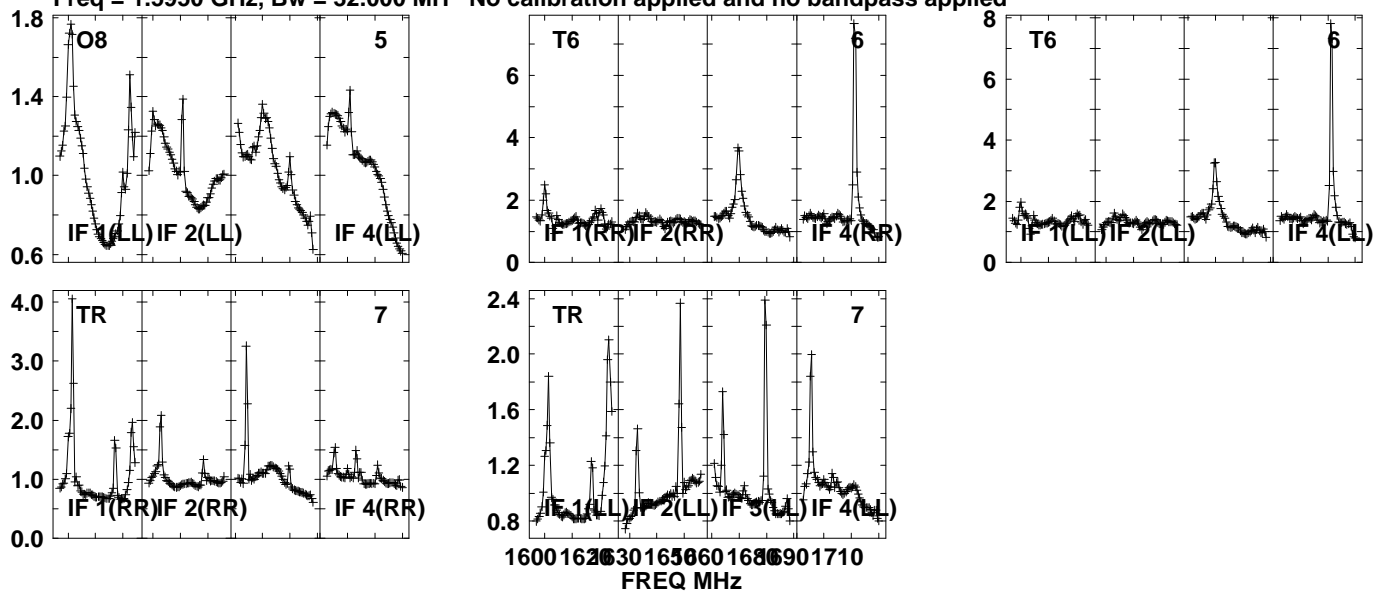


Lower frame: Real Jy
Auto-corr total-power spectrum Antenna: *
Timerange: 01/00:45:01 to 01/00:49:59

Plot file version 52 created 27-OCT-2023 18:00:28

0133+476 EV024I 2.UVDATA.1

Freq = 1.5950 GHz, Bw = 32.000 MH No calibration applied and no bandpass applied

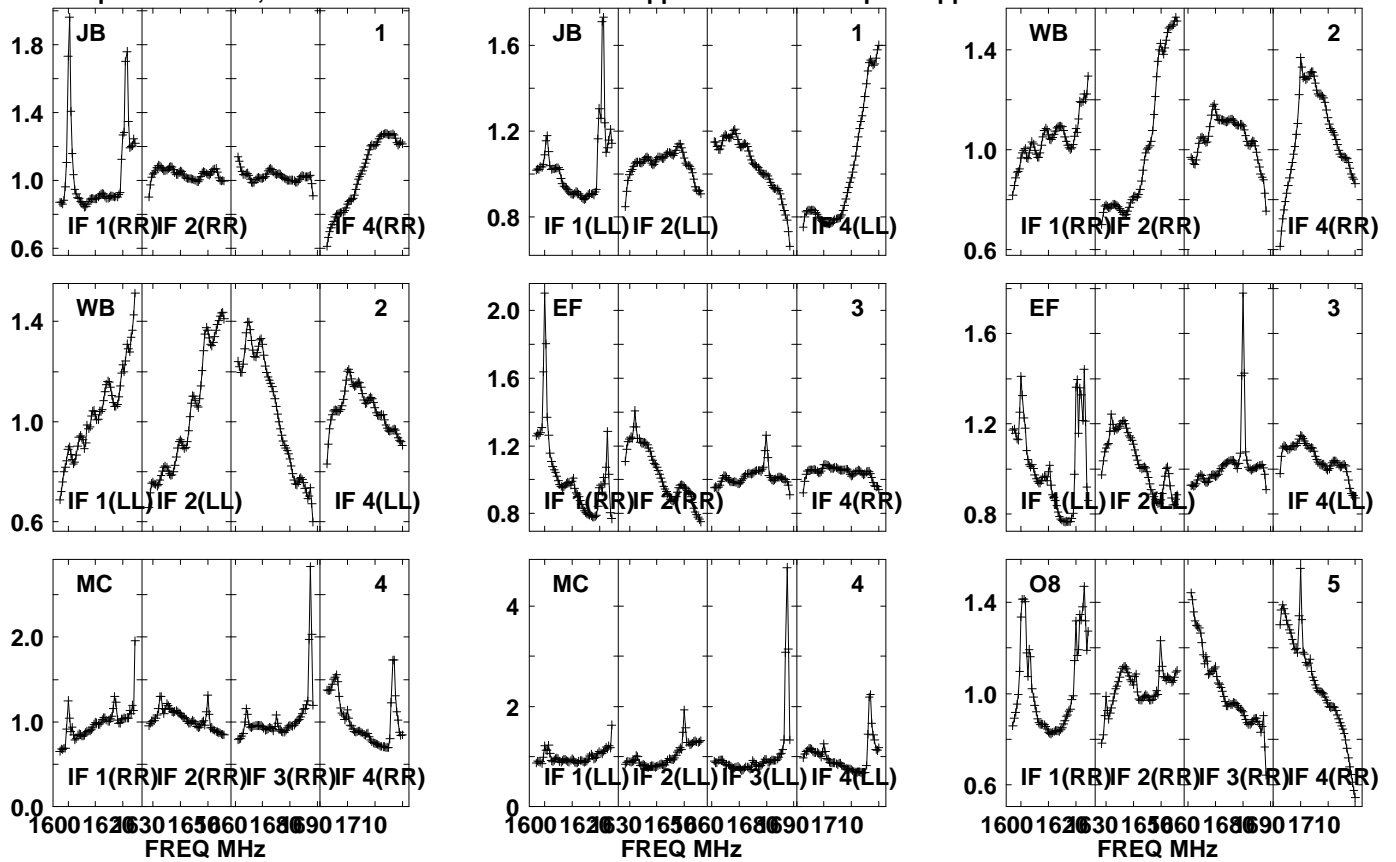


Lower frame: Real Jy
Auto-corr total-power spectrum Antenna: *
Timerange: 01/00:45:01 to 01/00:49:59

Plot file version 53 created 27-OCT-2023 18:00:28

3C66B EV024I 2.UVDATA.1

Freq = 1.5950 GHz, Bw = 32.000 MH No calibration applied and no bandpass applied

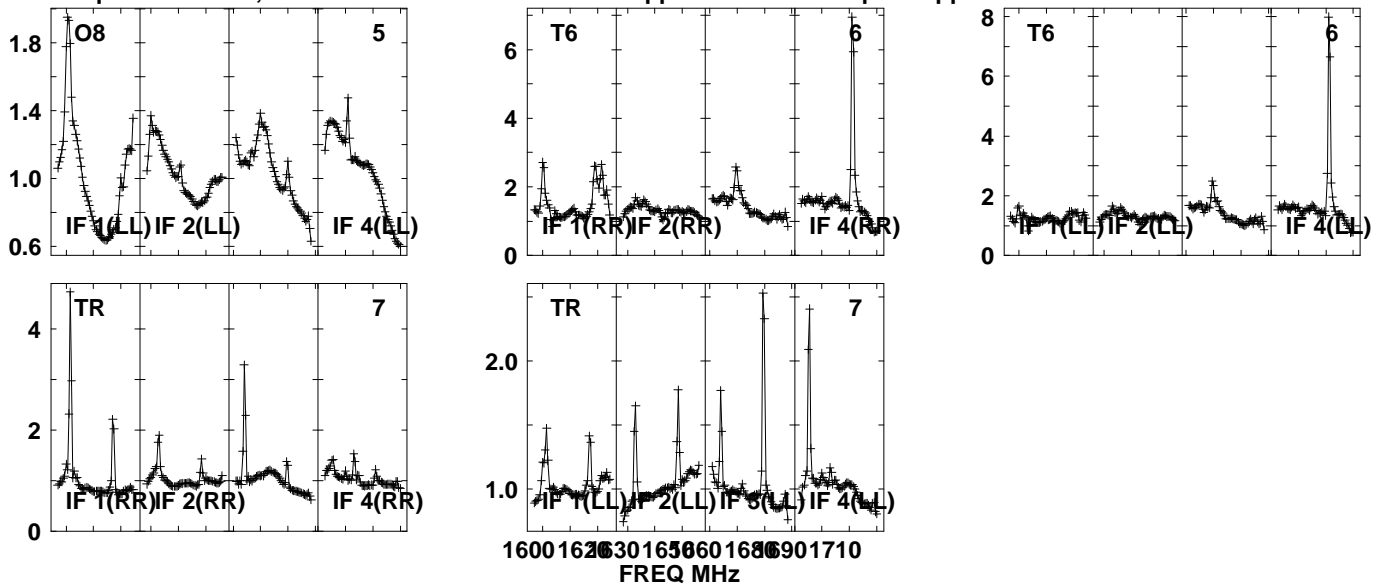


Lower frame: Real Jy
Auto-corr total-power spectrum Antenna: *
Timerange: 01/00:51:01 to 01/01:04:59

Plot file version 54 created 27-OCT-2023 18:00:28

3C66B EV024I 2.UVDATA.1

Freq = 1.5950 GHz, Bw = 32.000 MH No calibration applied and no bandpass applied

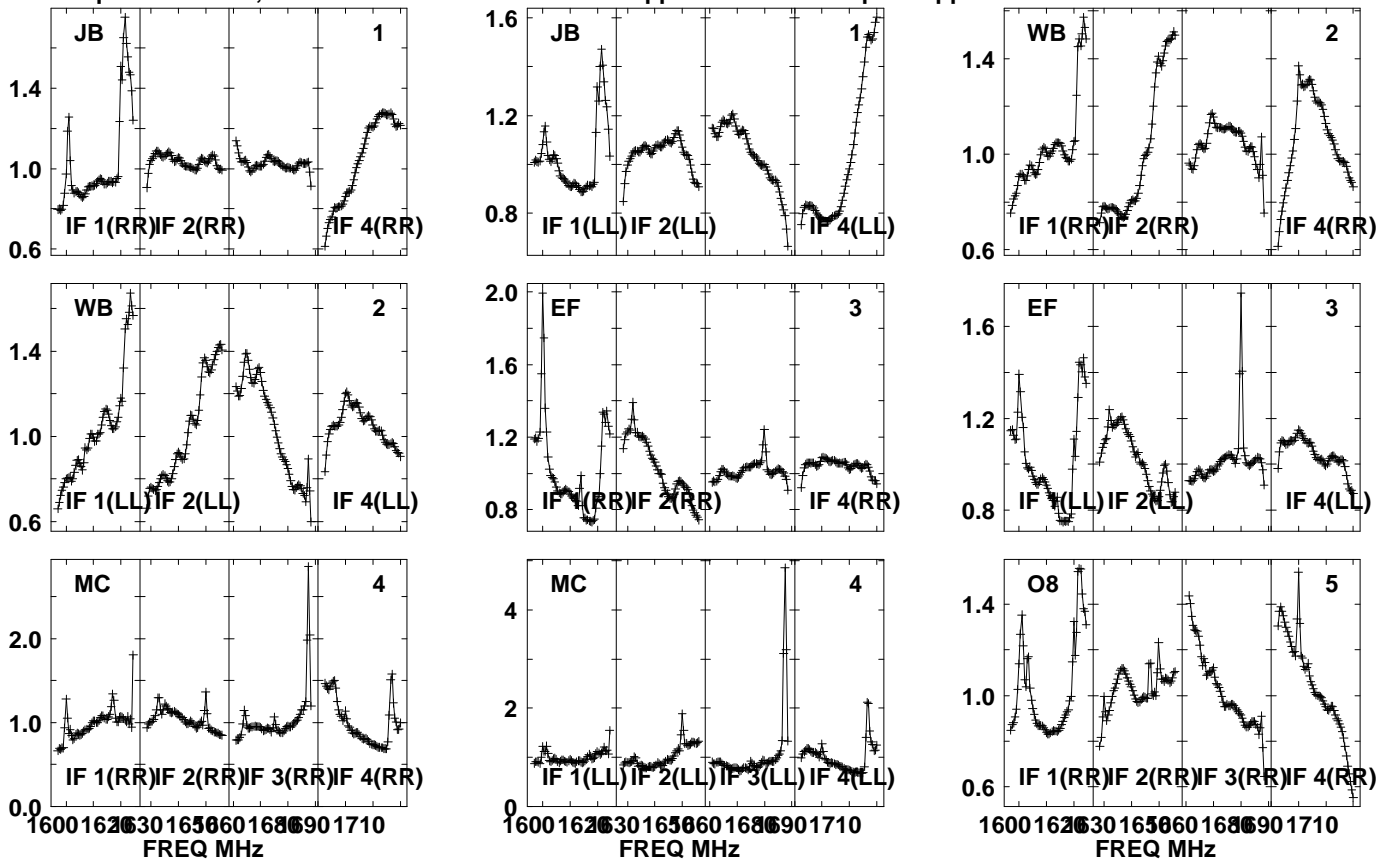


Lower frame: Real Jy
Auto-corr total-power spectrum Antenna: *
Timerange: 01/00:51:01 to 01/01:04:59

Plot file version 55 created 27-OCT-2023 18:00:29

3C66B EV024I 2.UVDATA.1

Freq = 1.5950 GHz, Bw = 32.000 MH No calibration applied and no bandpass applied

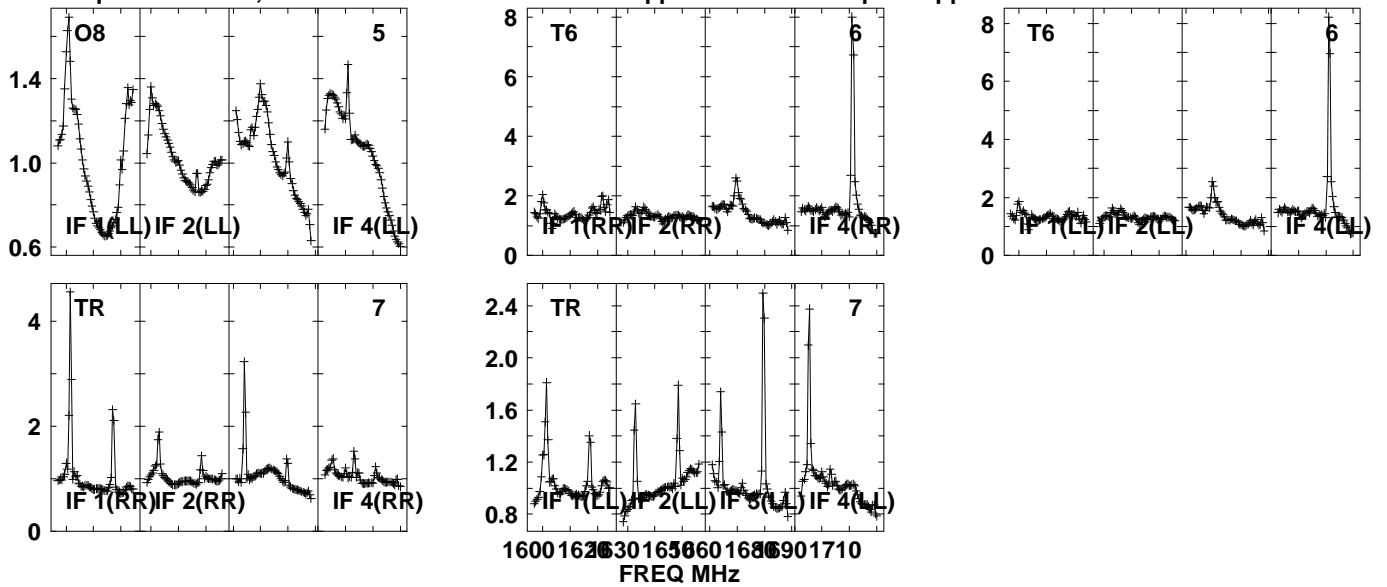


Lower frame: Real Jy
Auto-corr total-power spectrum Antenna: *
Timerange: 01/01:05:31 to 01/01:19:59

Plot file version 56 created 27-OCT-2023 18:00:29

3C66B EV024I 2.UVDATA.1

Freq = 1.5950 GHz, Bw = 32.000 MH No calibration applied and no bandpass applied

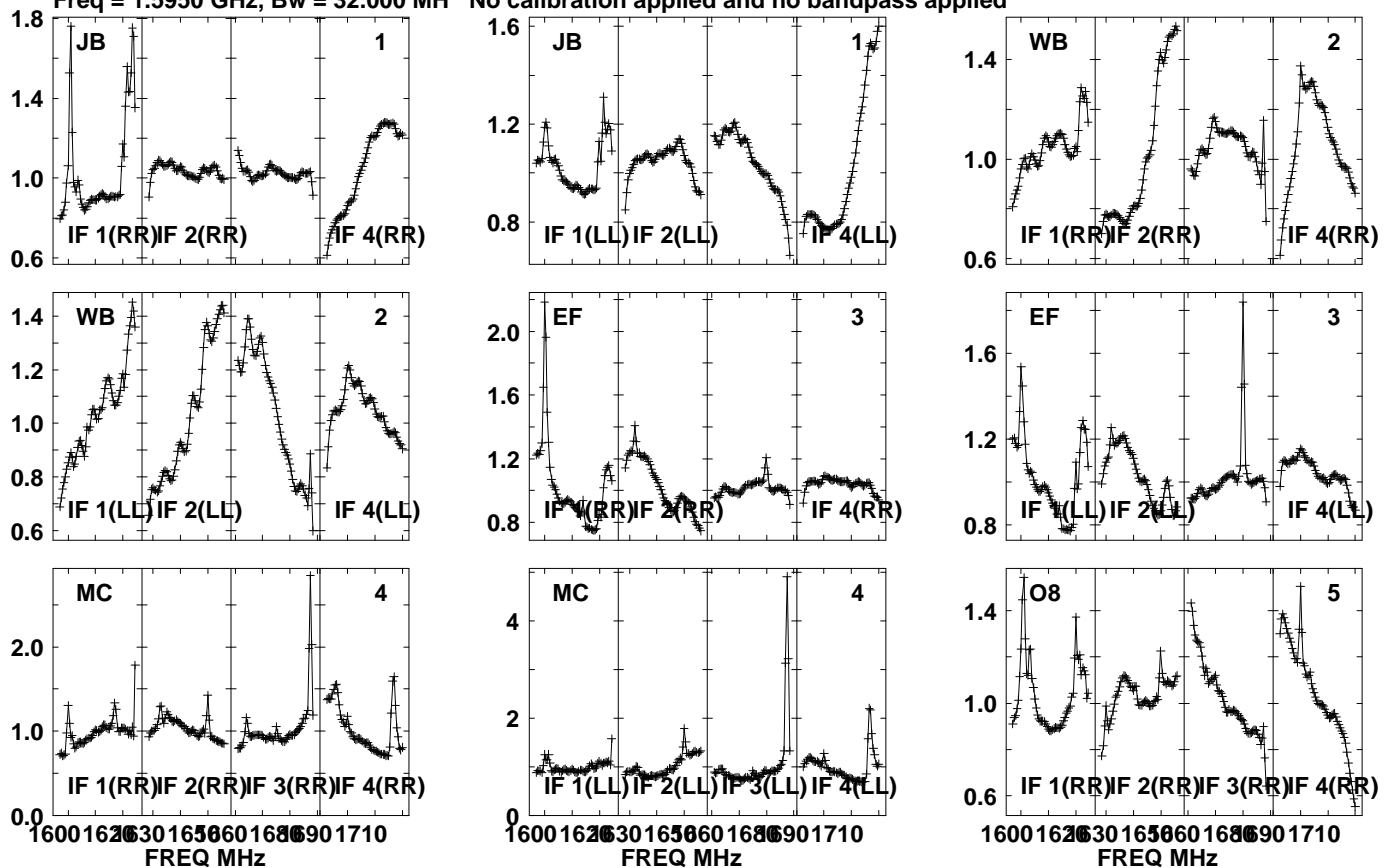


Lower frame: Real Jy
Auto-corr total-power spectrum Antenna: *
Timerange: 01/01:05:31 to 01/01:19:59

Plot file version 57 created 27-OCT-2023 18:00:29

3C66B EV024I 2.UVDATA.1

Freq = 1.5950 GHz, Bw = 32.000 MH No calibration applied and no bandpass applied

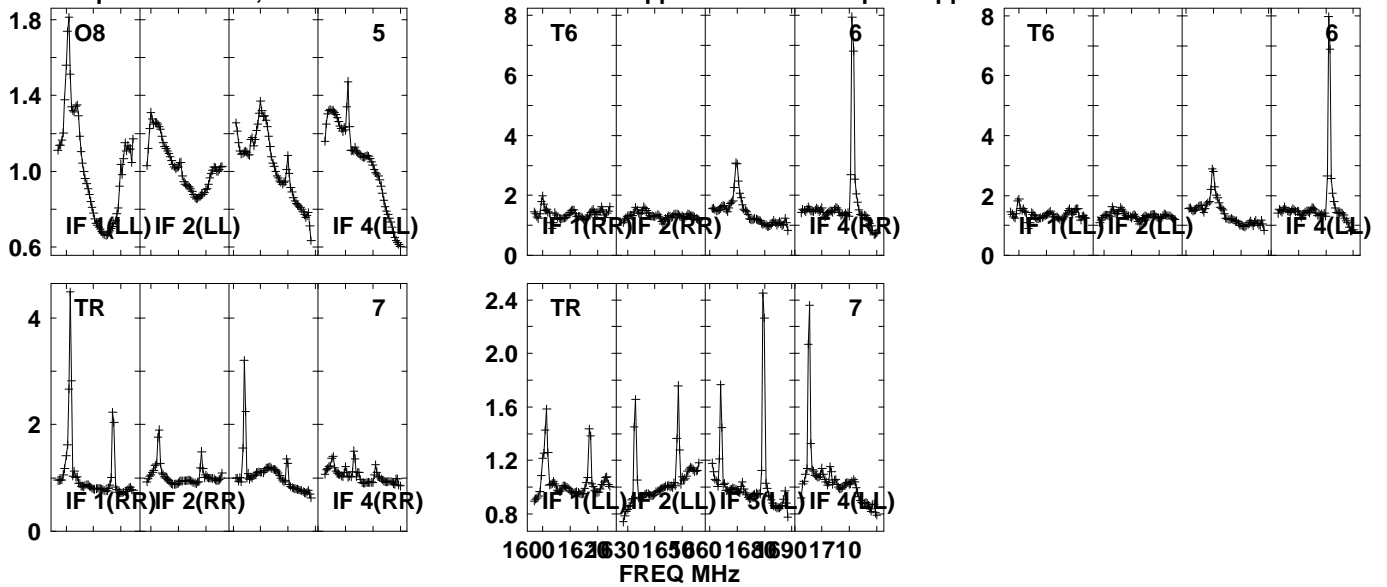


Lower frame: Real Jy
Auto-corr total-power spectrum Antenna: *
Timerange: 01/01:20:31 to 01/01:34:59

Plot file version 58 created 27-OCT-2023 18:00:29

3C66B EV024I 2.UVDATA.1

Freq = 1.5950 GHz, Bw = 32.000 MH No calibration applied and no bandpass applied

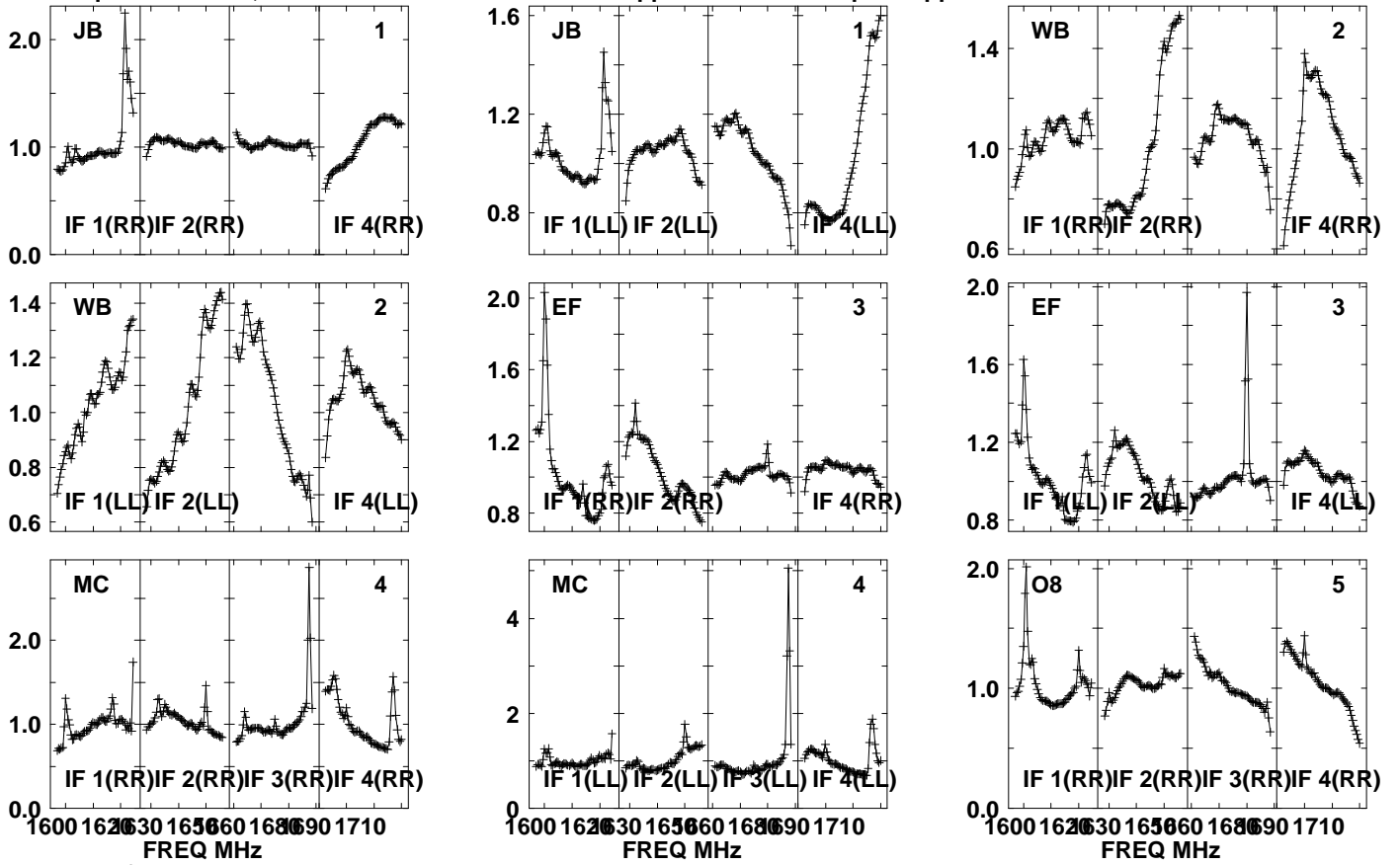


Lower frame: Real Jy
Auto-corr total-power spectrum Antenna: *
Timerange: 01/01:20:31 to 01/01:34:59

Plot file version 59 created 27-OCT-2023 18:00:29

3C66B EV024I 2.UVDATA.1

Freq = 1.5950 GHz, Bw = 32.000 MH No calibration applied and no bandpass applied

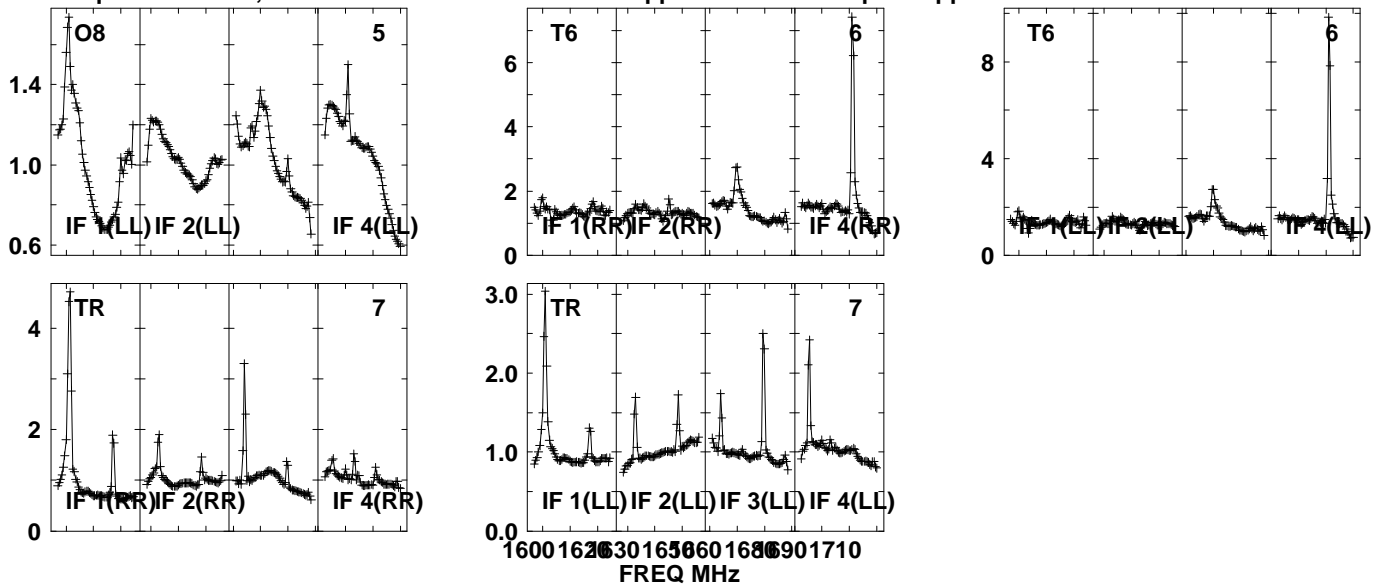


Lower frame: Real Jy
Auto-corr total-power spectrum Antenna: *
Timerange: 01/01:35:31 to 01/01:49:59

Plot file version 60 created 27-OCT-2023 18:00:30

3C66B EV024I 2.UVDATA.1

Freq = 1.5950 GHz, Bw = 32.000 MH No calibration applied and no bandpass applied

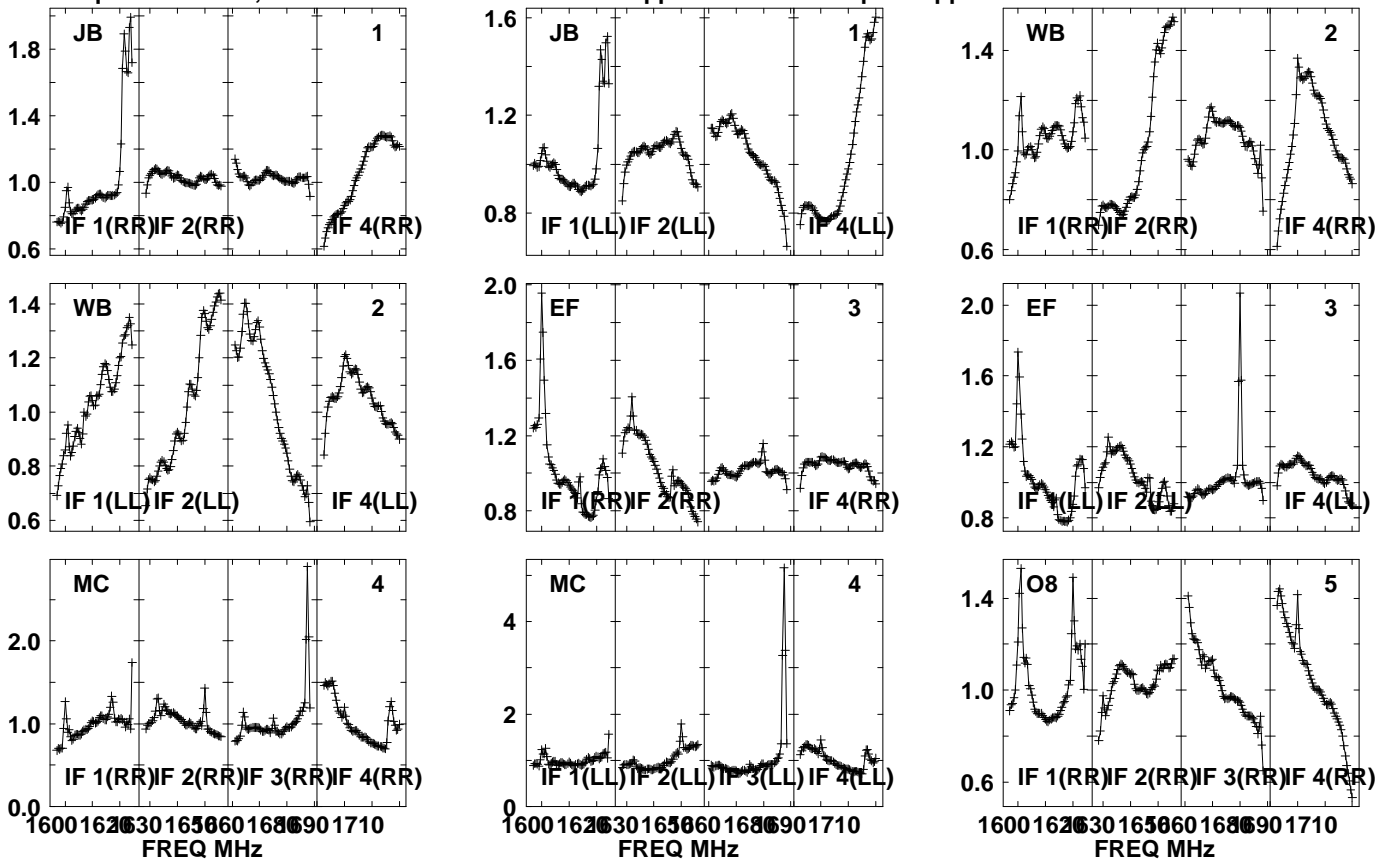


Lower frame: Real Jy
Auto-corr total-power spectrum Antenna: *
Timerange: 01/01:35:31 to 01/01:49:59

Plot file version 61 created 27-OCT-2023 18:00:30

3C66B EV024I 2.UVDATA.1

Freq = 1.5950 GHz, Bw = 32.000 MH No calibration applied and no bandpass applied

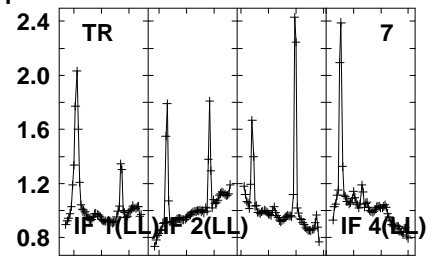
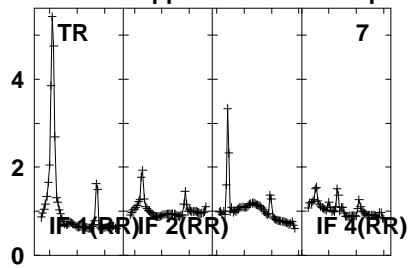
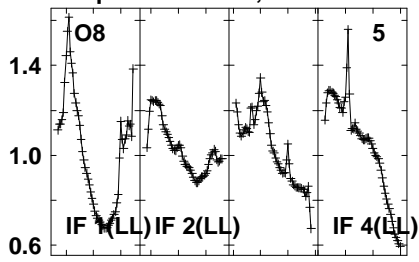


Lower frame: Real Jy
Auto-corr total-power spectrum Antenna: *
Timerange: 01/01:50:31 to 01/02:04:59

Plot file version 62 created 27-OCT-2023 18:00:30

3C66B EV024I 2.UVDATA.1

Freq = 1.5950 GHz, Bw = 32.000 MH No calibration applied and no bandpass applied

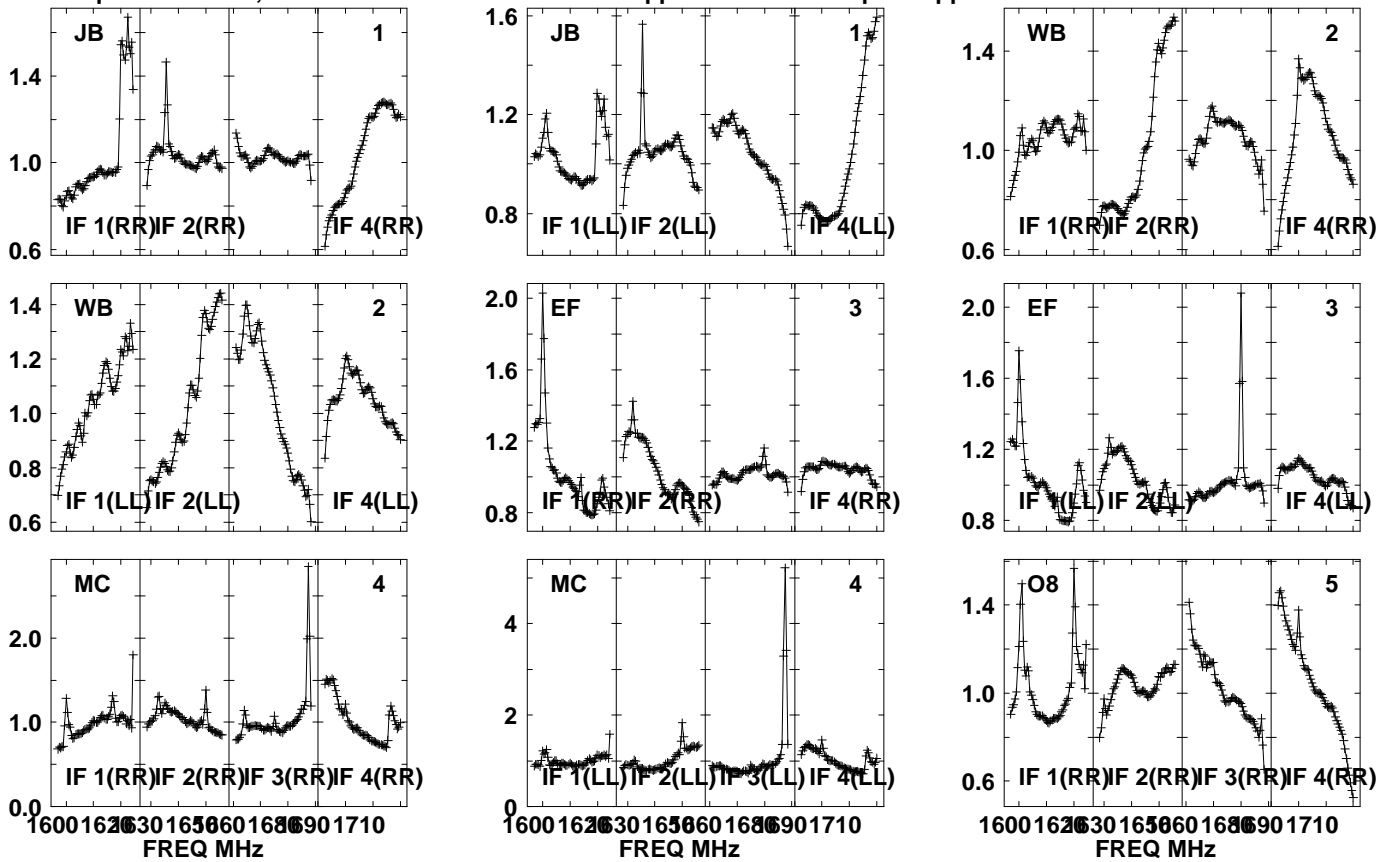


Lower frame: Real Jy
Auto-corr total-power spectrum Antenna: *
Timerange: 01/01:50:31 to 01/02:04:59

Plot file version 63 created 27-OCT-2023 18:00:30

3C66B EV024I 2.UVDATA.1

Freq = 1.5950 GHz, Bw = 32.000 MH No calibration applied and no bandpass applied

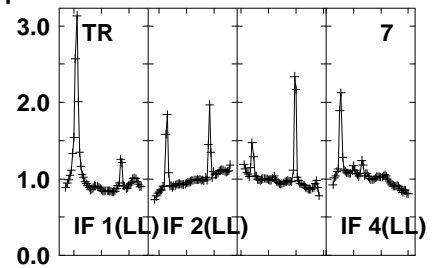
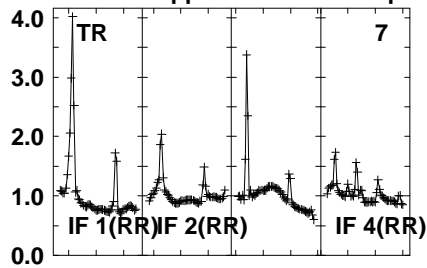
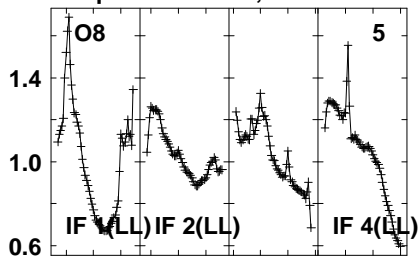


Lower frame: Real Jy
Auto-corr total-power spectrum Antenna: *
Timerange: 01/02:05:31 to 01/02:19:59

Plot file version 64 created 27-OCT-2023 18:00:30

3C66B EV024I 2.UVDATA.1

Freq = 1.5950 GHz, Bw = 32.000 MH No calibration applied and no bandpass applied

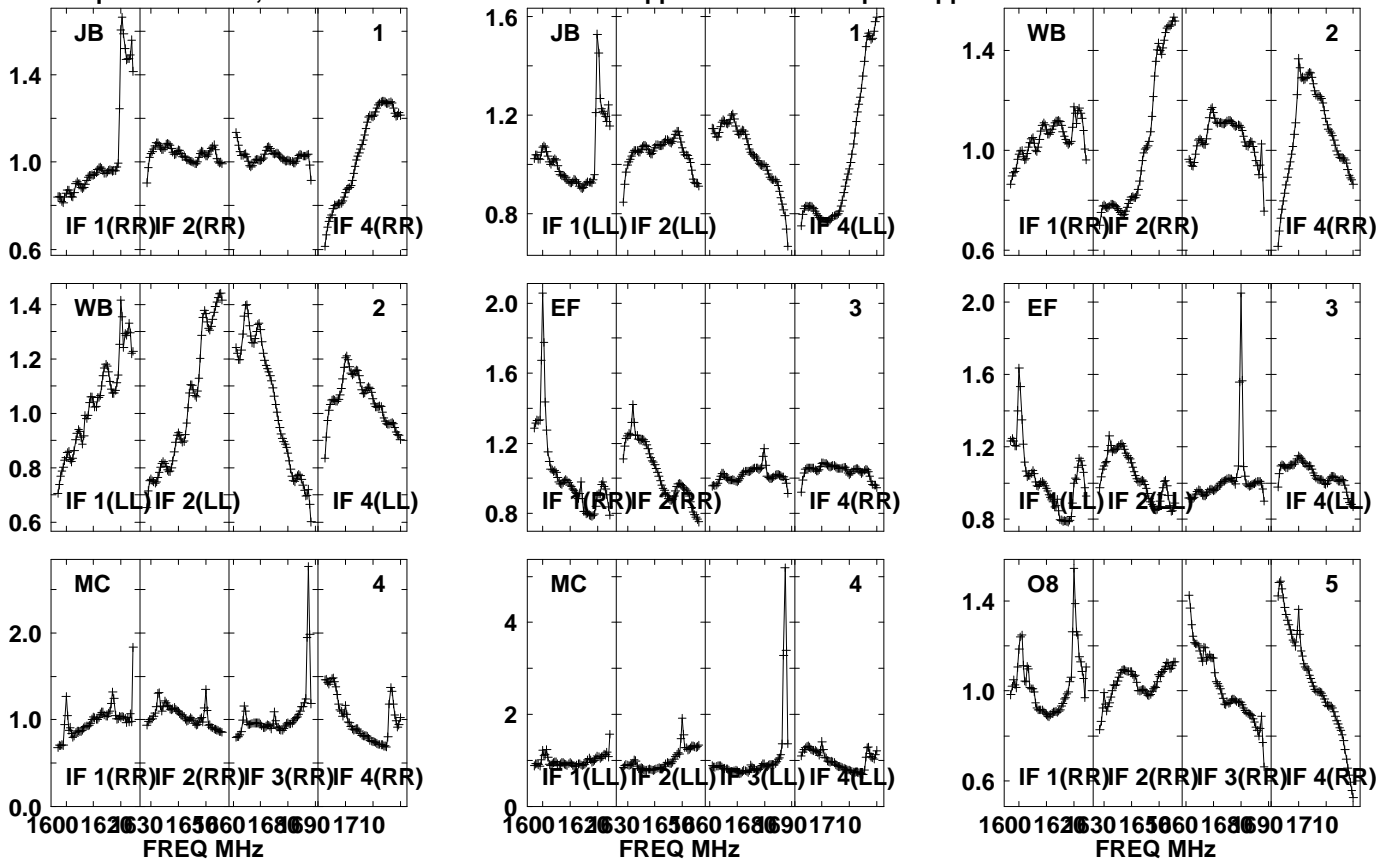


Lower frame: Real Jy
Auto-corr total-power spectrum Antenna: *
Timerange: 01/02:05:31 to 01/02:19:59

Plot file version 65 created 27-OCT-2023 18:00:30

3C66B EV024I 2.UVDATA.1

Freq = 1.5950 GHz, Bw = 32.000 MH No calibration applied and no bandpass applied

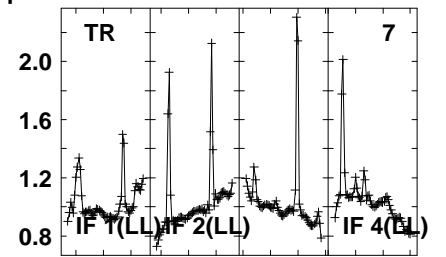
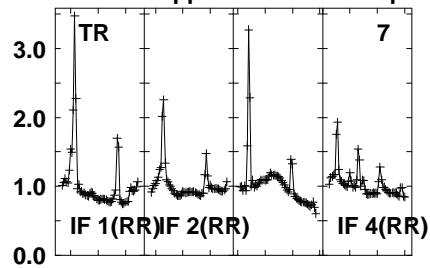
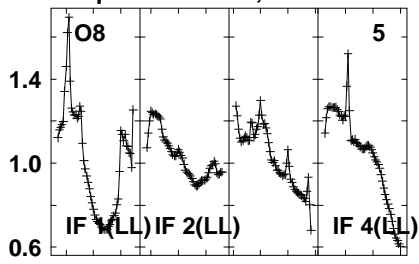


Lower frame: Real Jy
Auto-corr total-power spectrum Antenna: *
Timerange: 01/02:20:31 to 01/02:34:59

Plot file version 66 created 27-OCT-2023 18:00:31

3C66B EV024I 2.UVDATA.1

Freq = 1.5950 GHz, Bw = 32.000 MH No calibration applied and no bandpass applied

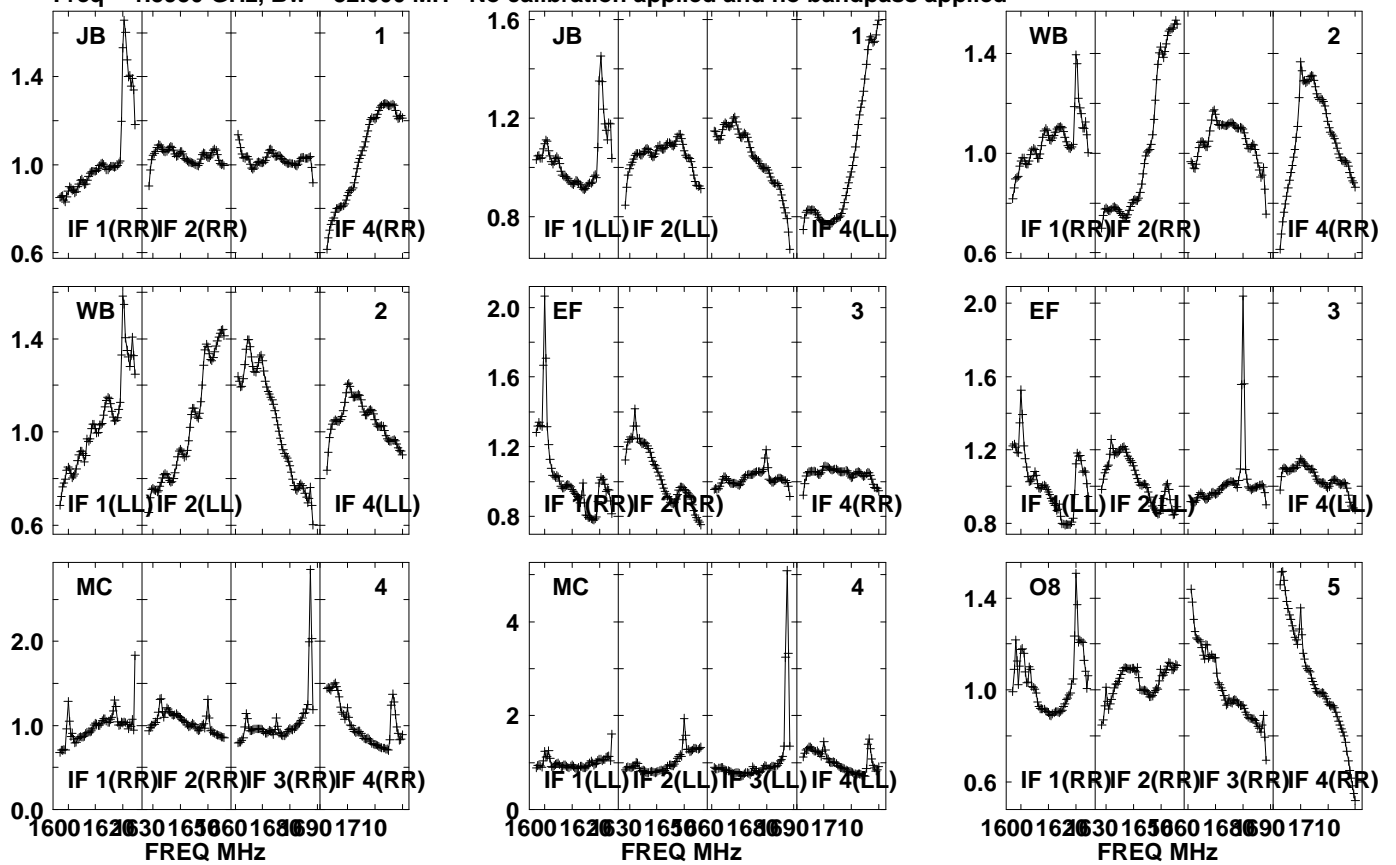


Lower frame: Real Jy
Auto-corr total-power spectrum Antenna: *
Timerange: 01/02:20:31 to 01/02:34:59

Plot file version 67 created 27-OCT-2023 18:00:31

3C66B EV024I 2.UVDATA.1

Freq = 1.5950 GHz, Bw = 32.000 MH No calibration applied and no bandpass applied

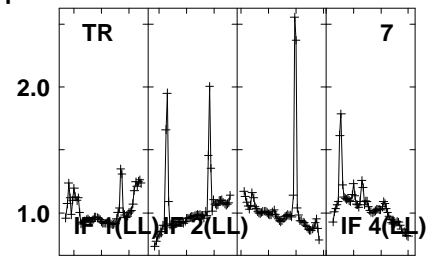
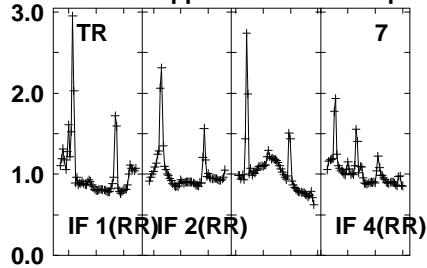
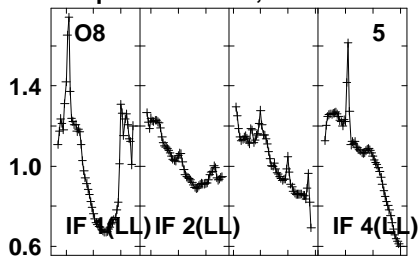


Lower frame: Real Jy
Auto-corr total-power spectrum Antenna: *
Timerange: 01/02:35:31 to 01/02:49:59

Plot file version 68 created 27-OCT-2023 18:00:31

3C66B EV024I 2.UVDATA.1

Freq = 1.5950 GHz, Bw = 32.000 MH No calibration applied and no bandpass applied

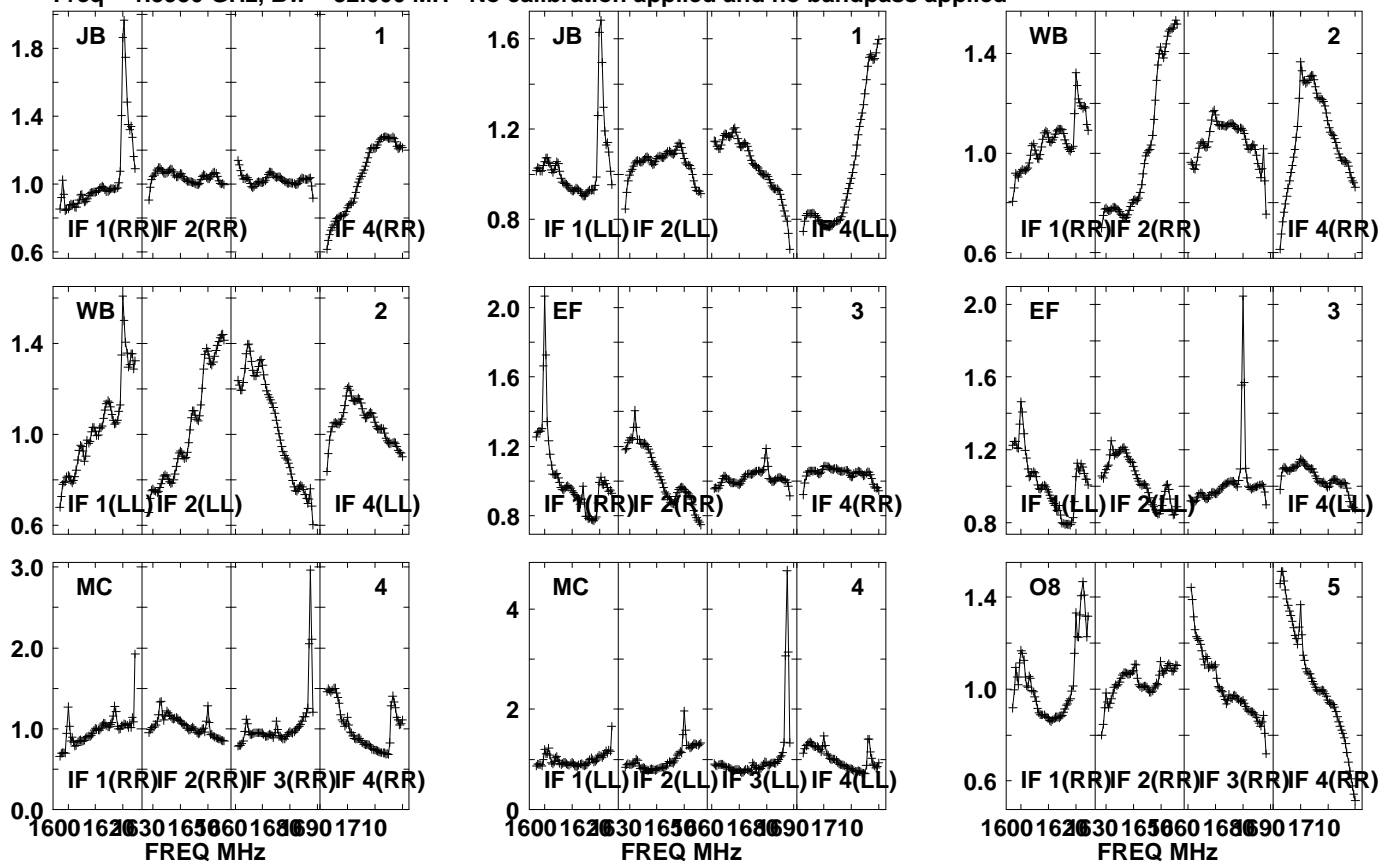


Lower frame: Real Jy
Auto-corr total-power spectrum Antenna: *
Timerange: 01/02:35:31 to 01/02:49:59

Plot file version 69 created 27-OCT-2023 18:00:31

3C66B EV024I 2.UVDATA.1

Freq = 1.5950 GHz, Bw = 32.000 MH No calibration applied and no bandpass applied

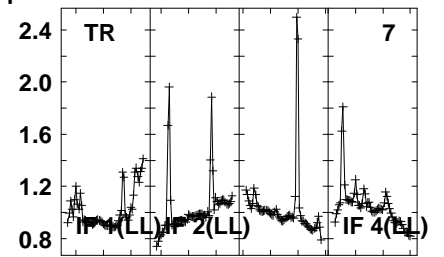
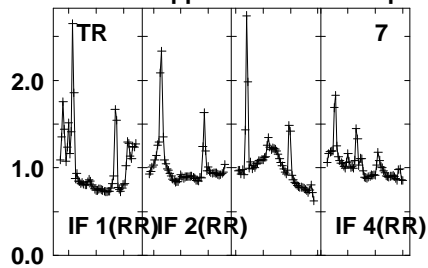
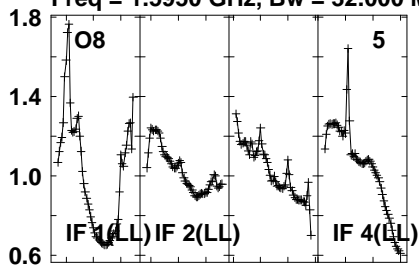


Lower frame: Real Jy
Auto-corr total-power spectrum Antenna: *
Timerange: 01/02:50:31 to 01/03:04:59

Plot file version 70 created 27-OCT-2023 18:00:31

3C66B EV024I 2.UVDATA.1

Freq = 1.5950 GHz, Bw = 32.000 MH No calibration applied and no bandpass applied

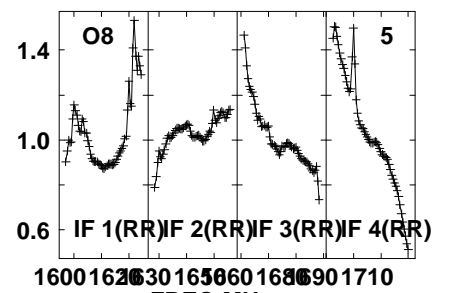
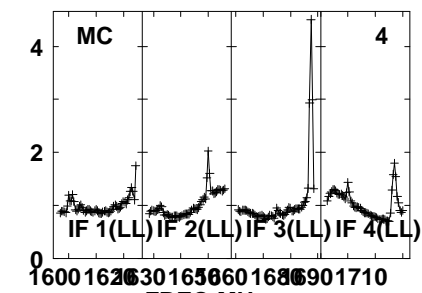
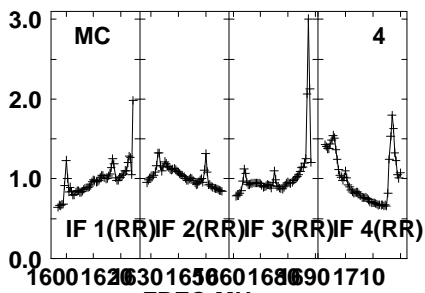
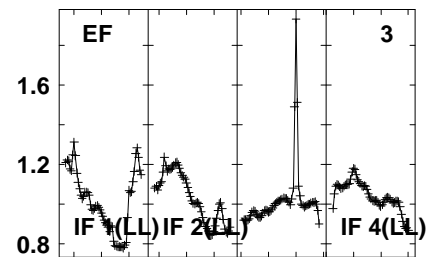
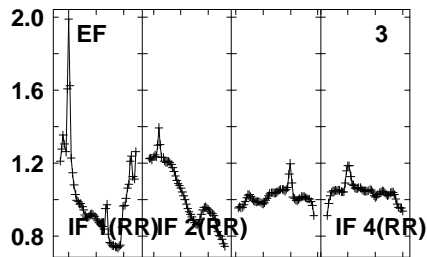
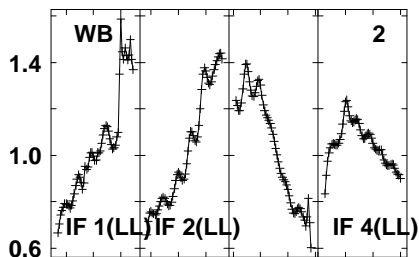
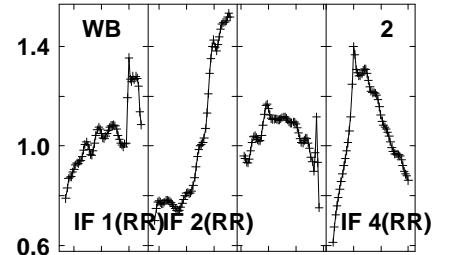
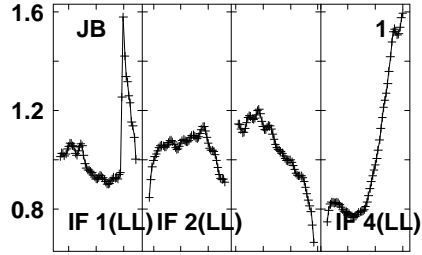
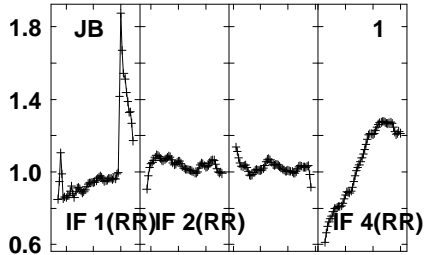


Lower frame: Real Jy
Auto-corr total-power spectrum Antenna: *
Timerange: 01/02:50:31 to 01/03:04:59

Plot file version 71 created 27-OCT-2023 18:00:32

3C66B EV024I 2.UVDATA.1

Freq = 1.5950 GHz, Bw = 32.000 MH No calibration applied and no bandpass applied



1600 1625 1650 1675 1700
FREQ MHz

1600 1625 1650 1675 1700
FREQ MHz

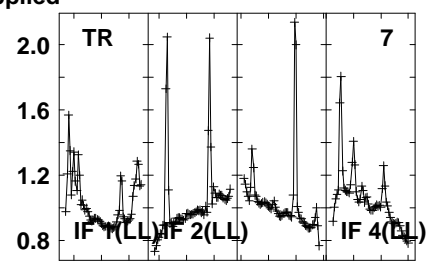
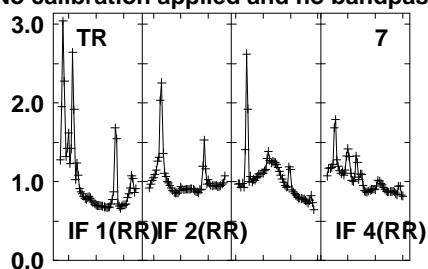
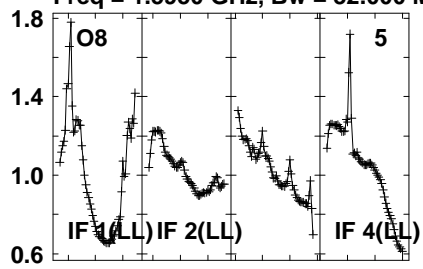
1600 1625 1650 1675 1700
FREQ MHz

Lower frame: Real Jy
Auto-corr total-power spectrum Antenna: *
Timerange: 01/03:05:31 to 01/03:19:59

Plot file version 72 created 27-OCT-2023 18:00:32

3C66B EV024I 2.UVDATA.1

Freq = 1.5950 GHz, Bw = 32.000 MH No calibration applied and no bandpass applied

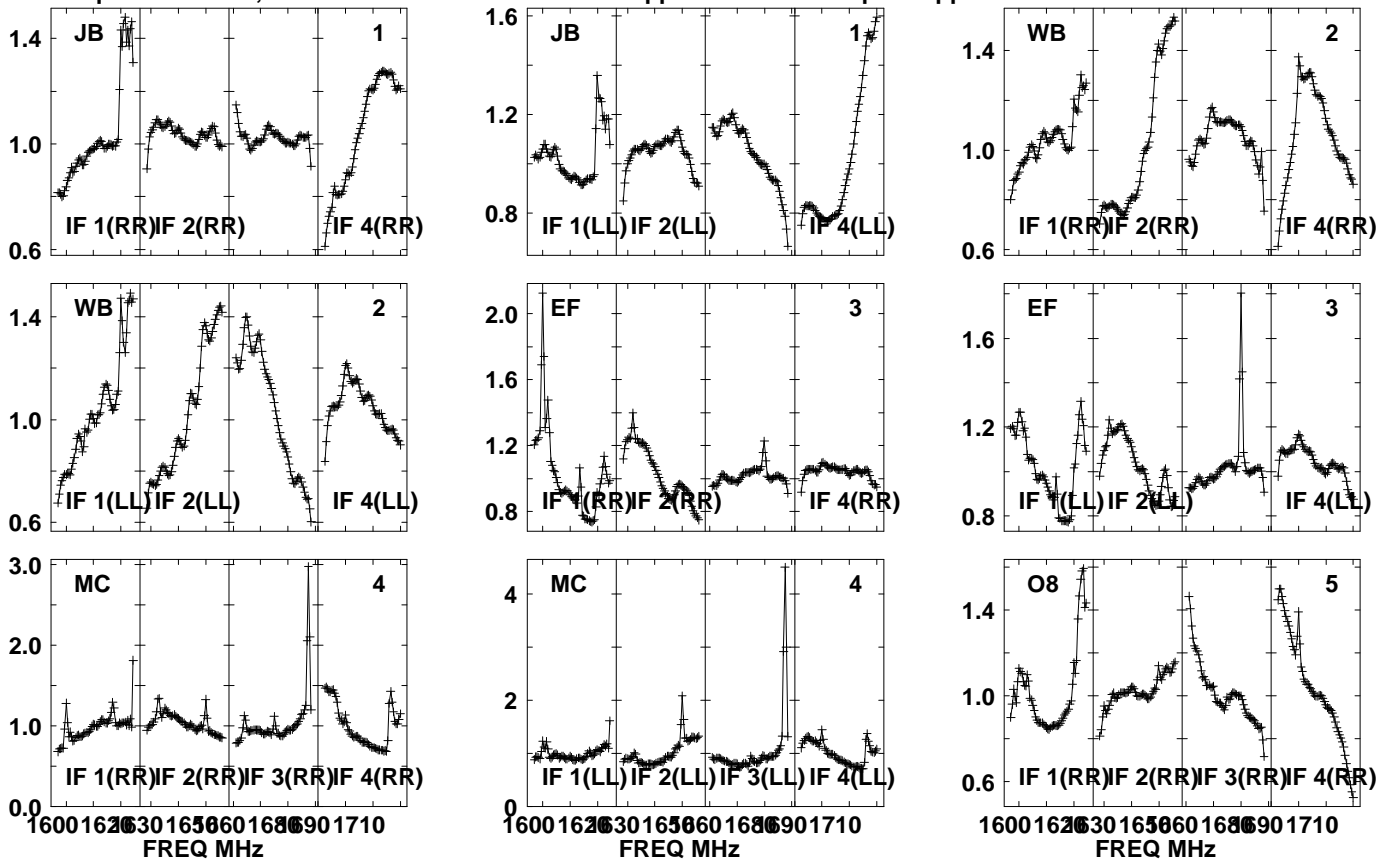


Lower frame: Real Jy
Auto-corr total-power spectrum Antenna: *
Timerange: 01/03:05:31 to 01/03:19:59

Plot file version 73 created 27-OCT-2023 18:00:32

3C66B EV024I 2.UVDATA.1

Freq = 1.5950 GHz, Bw = 32.000 MH No calibration applied and no bandpass applied

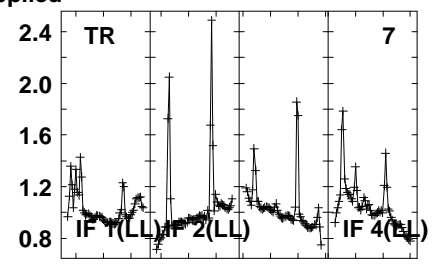
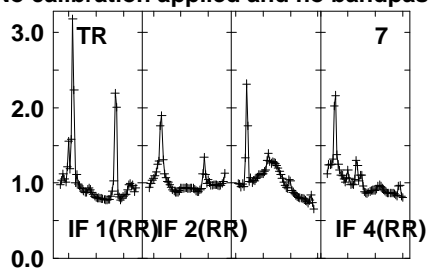
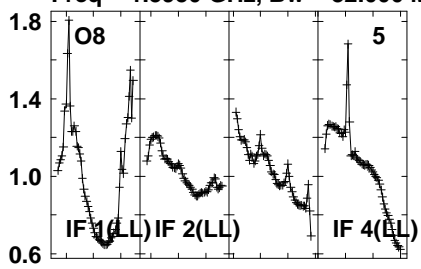


Lower frame: Real Jy
Auto-corr total-power spectrum Antenna: *
Timerange: 01/03:20:31 to 01/03:34:59

Plot file version 74 created 27-OCT-2023 18:00:32

3C66B EV024I 2.UVDATA.1

Freq = 1.5950 GHz, Bw = 32.000 MH No calibration applied and no bandpass applied

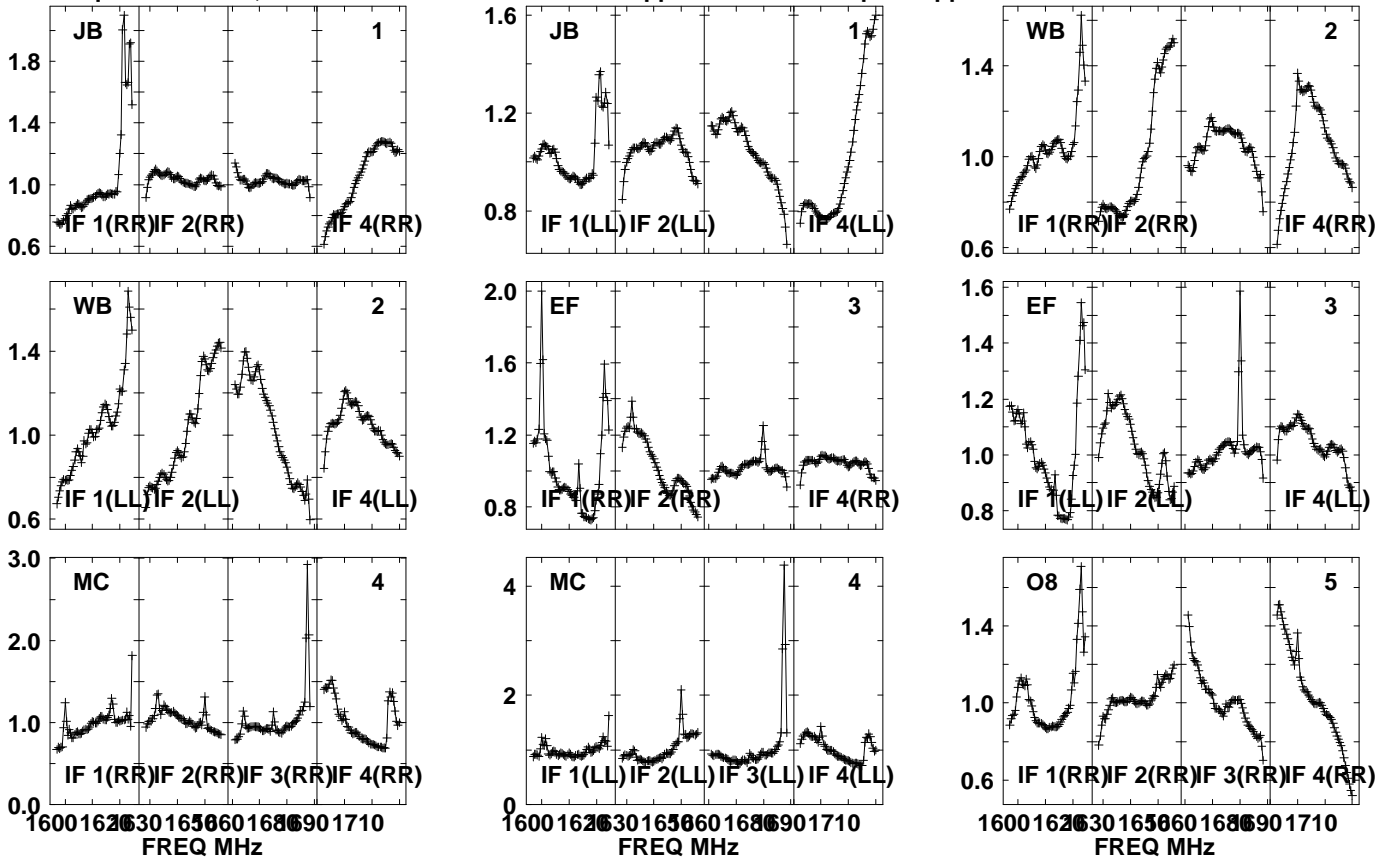


Lower frame: Real Jy
Auto-corr total-power spectrum Antenna: *
Timerange: 01/03:20:31 to 01/03:34:59

Plot file version 75 created 27-OCT-2023 18:00:32

3C66B EV024I 2.UVDATA.1

Freq = 1.5950 GHz, Bw = 32.000 MH No calibration applied and no bandpass applied

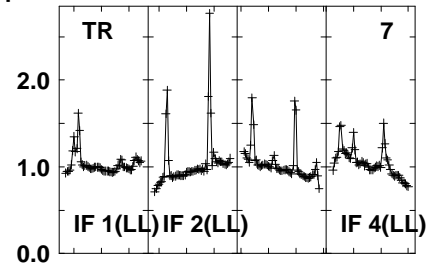
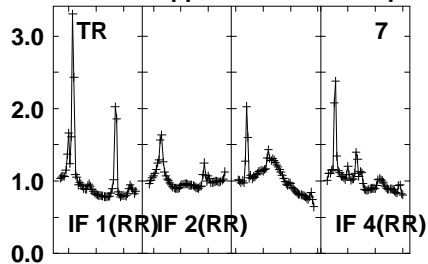
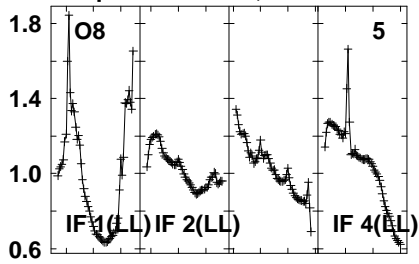


Lower frame: Real Jy
Auto-corr total-power spectrum Antenna: *
Timerange: 01/03:35:31 to 01/03:49:59

Plot file version 76 created 27-OCT-2023 18:00:32

3C66B EV024I 2.UVDATA.1

Freq = 1.5950 GHz, Bw = 32.000 MH No calibration applied and no bandpass applied

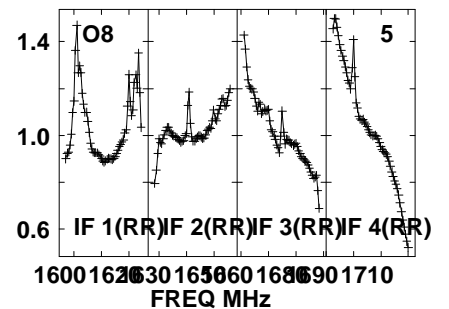
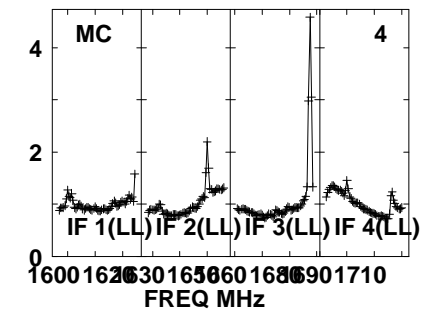
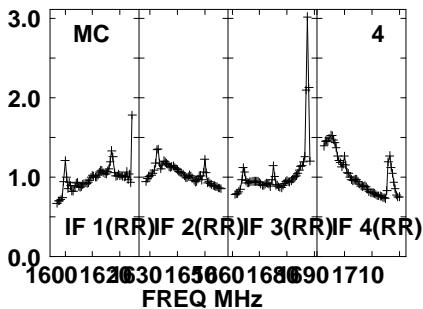
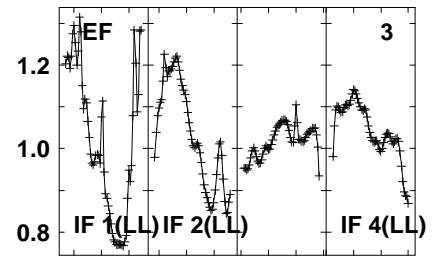
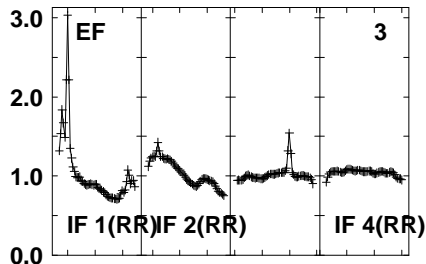
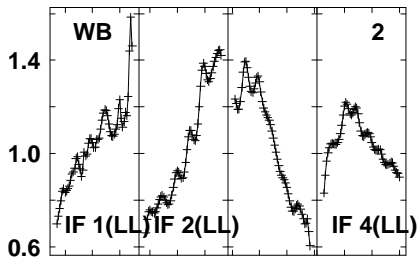
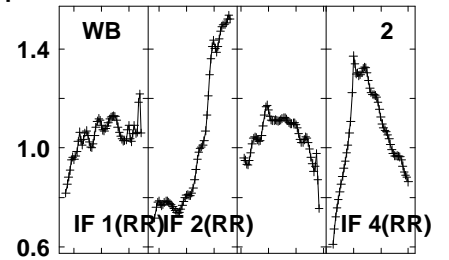
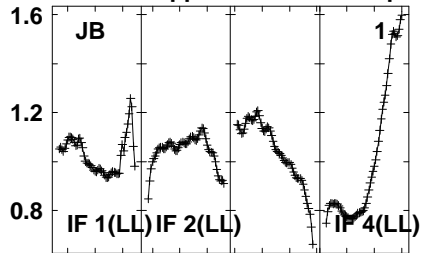
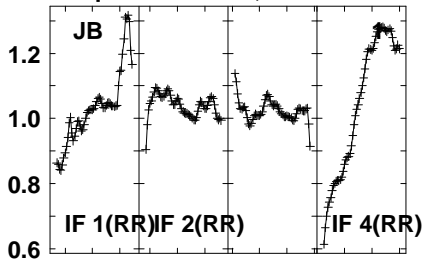


Lower frame: Real Jy
Auto-corr total-power spectrum Antenna: *
Timerange: 01/03:35:31 to 01/03:49:59

Plot file version 77 created 27-OCT-2023 18:00:33

0133+476 EV024I 2.UVDATA.1

Freq = 1.5950 GHz, Bw = 32.000 MH No calibration applied and no bandpass applied

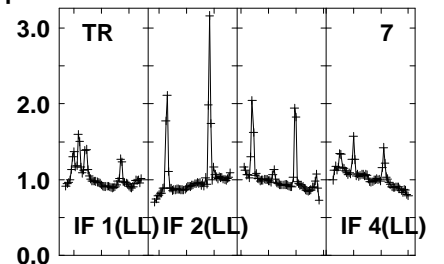
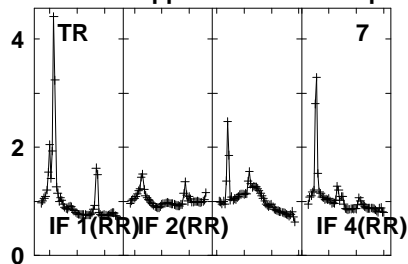
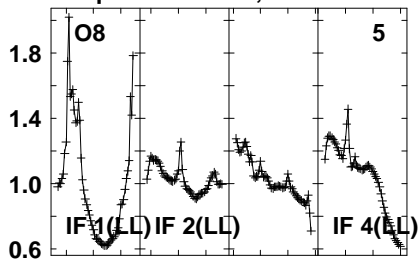


Lower frame: Real Jy
Auto-corr total-power spectrum Antenna: *
Timerange: 01/03:51:01 to 01/03:54:59

Plot file version 78 created 27-OCT-2023 18:00:33

0133+476 EV024I 2.UVDATA.1

Freq = 1.5950 GHz, Bw = 32.000 MH No calibration applied and no bandpass applied

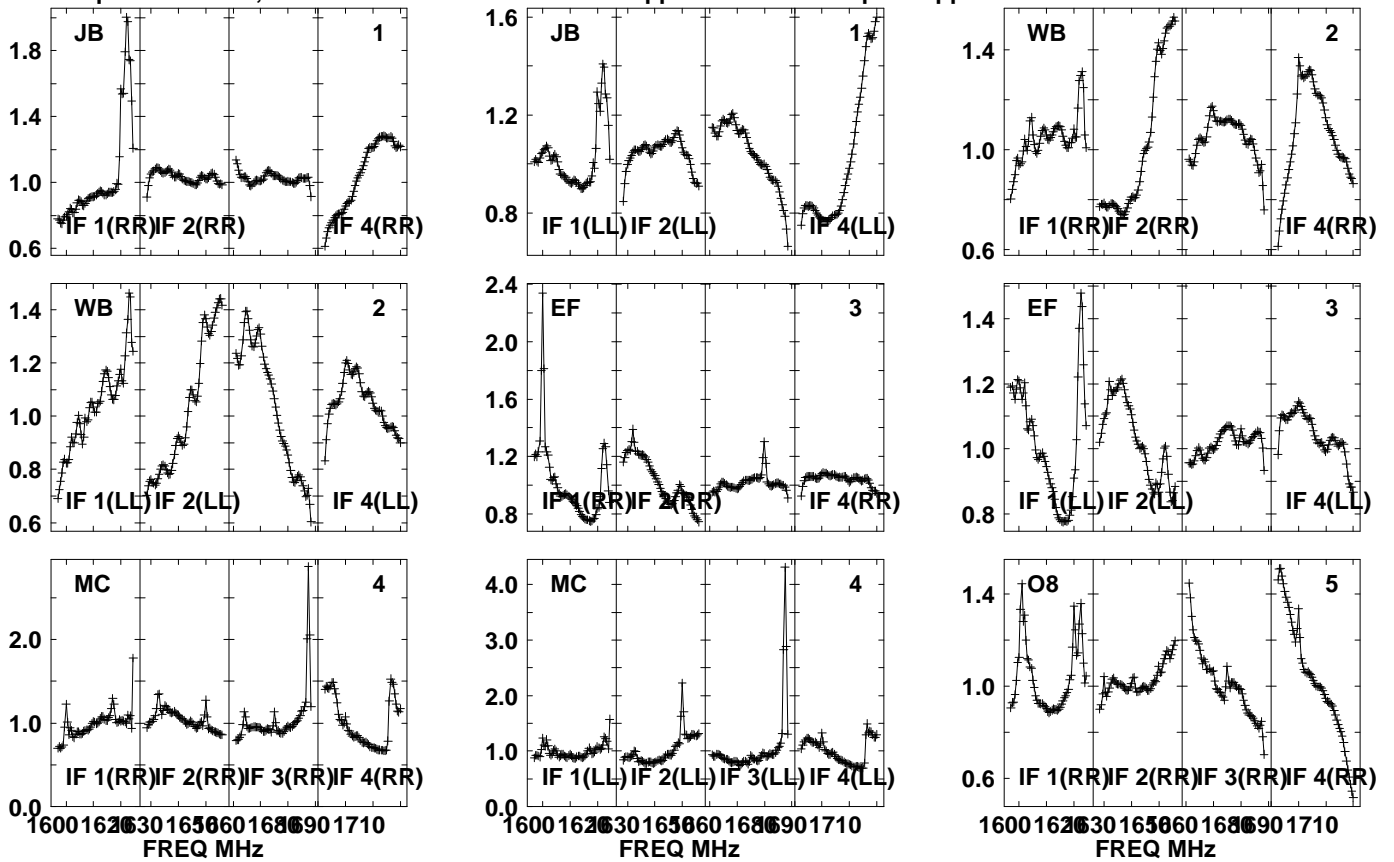


Lower frame: Real Jy
Auto-corr total-power spectrum Antenna: *
Timerange: 01/03:51:01 to 01/03:54:59

Plot file version 79 created 27-OCT-2023 18:00:33

3C66B EV024I 2.UVDATA.1

Freq = 1.5950 GHz, Bw = 32.000 MH No calibration applied and no bandpass applied

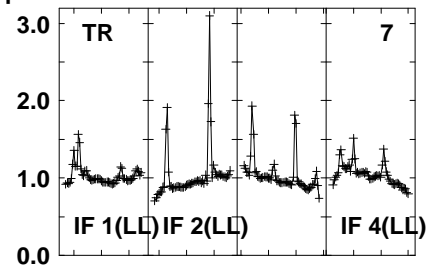
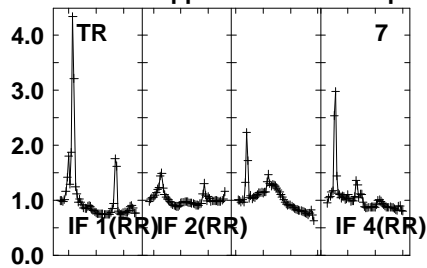
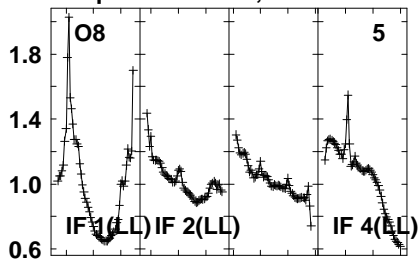


Lower frame: Real Jy
Auto-corr total-power spectrum Antenna: *
Timerange: 01/03:56:01 to 01/04:09:59

Plot file version 80 created 27-OCT-2023 18:00:33

3C66B EV024I 2.UVDATA.1

Freq = 1.5950 GHz, Bw = 32.000 MH No calibration applied and no bandpass applied

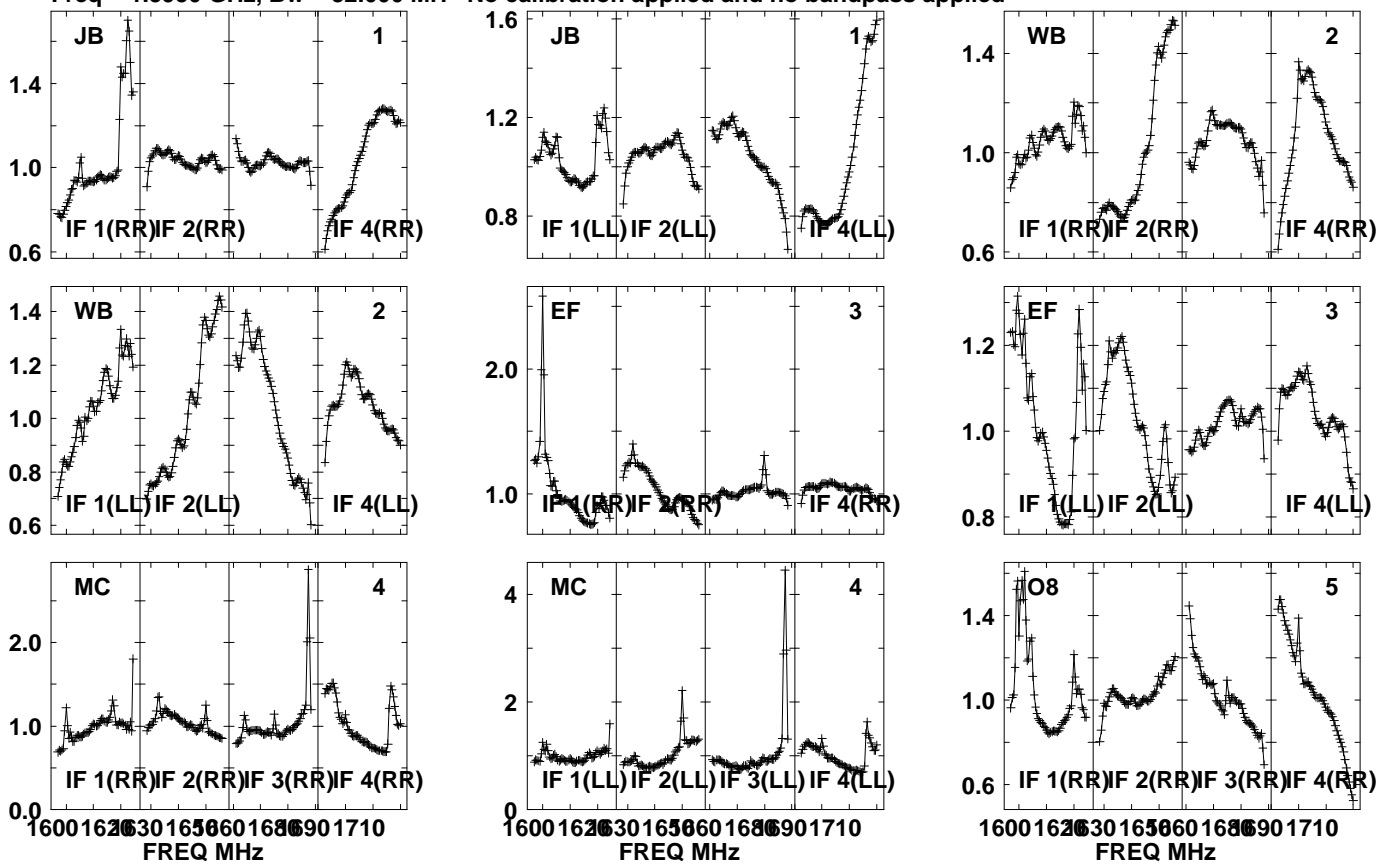


Lower frame: Real Jy
Auto-corr total-power spectrum Antenna: *
Timerange: 01/03:56:01 to 01/04:09:59

Plot file version 81 created 27-OCT-2023 18:00:33

3C66B EV024I 2.UVDATA.1

Freq = 1.5950 GHz, Bw = 32.000 MH No calibration applied and no bandpass applied

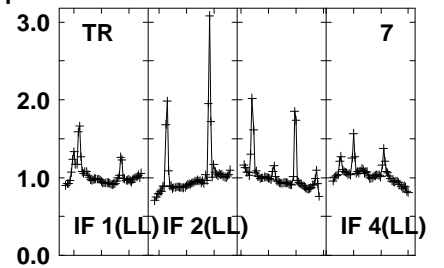
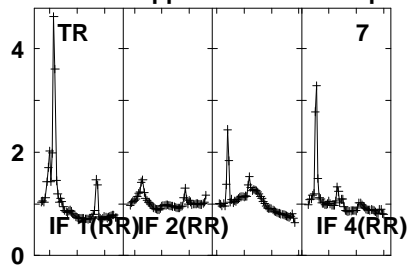
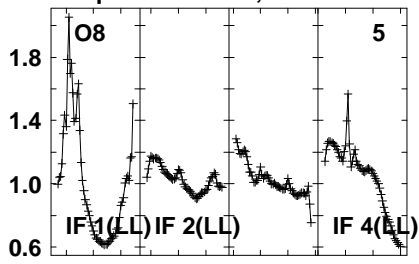


Lower frame: Real Jy
Auto-corr total-power spectrum Antenna: *
Timerange: 01/04:10:31 to 01/04:24:59

Plot file version 82 created 27-OCT-2023 18:00:33

3C66B EV024I 2.UVDATA.1

Freq = 1.5950 GHz, Bw = 32.000 MH No calibration applied and no bandpass applied

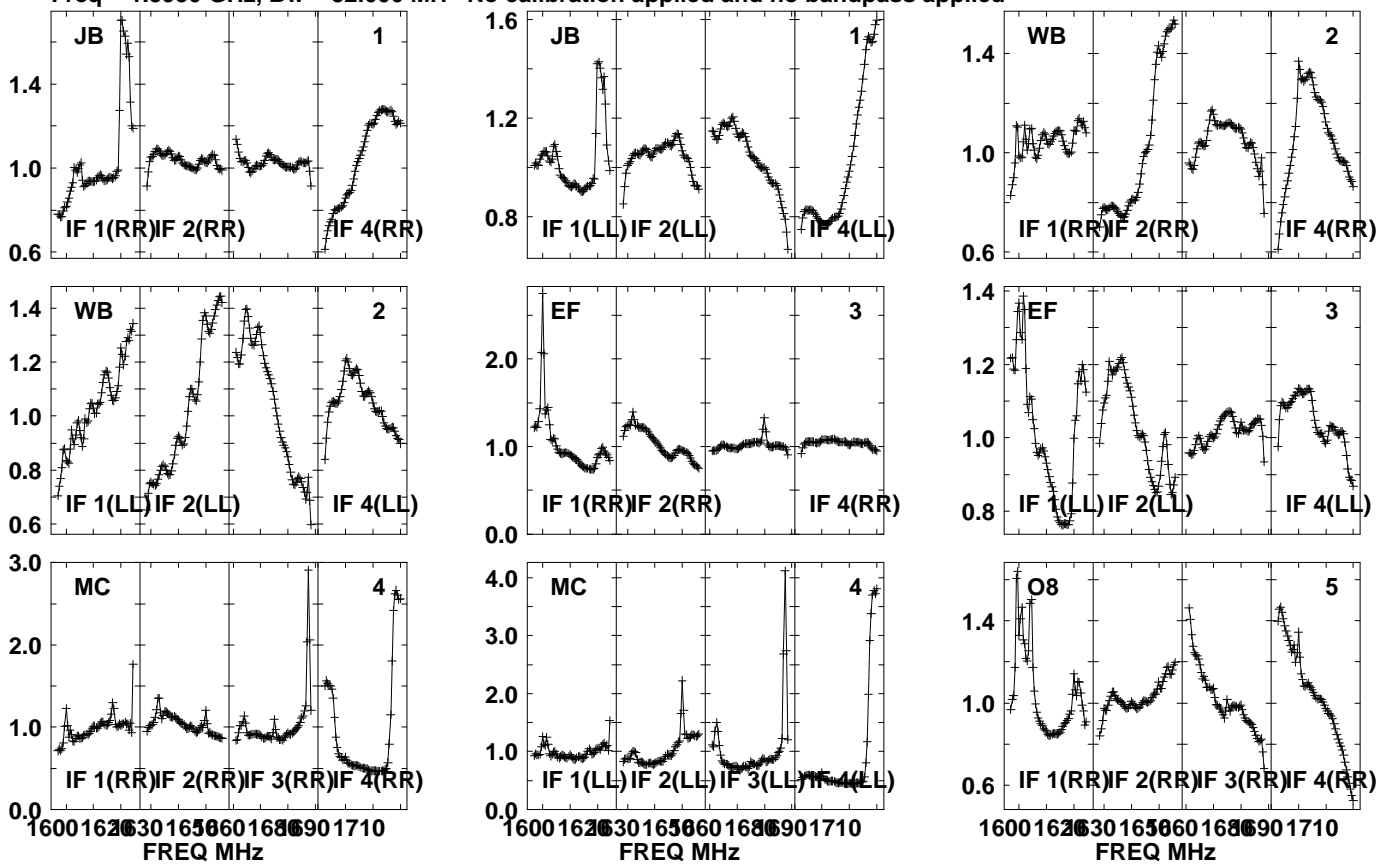


Lower frame: Real Jy
Auto-corr total-power spectrum Antenna: *
Timerange: 01/04:10:31 to 01/04:24:59

Plot file version 83 created 27-OCT-2023 18:00:34

3C66B EV024I 2.UVDATA.1

Freq = 1.5950 GHz, Bw = 32.000 MH No calibration applied and no bandpass applied

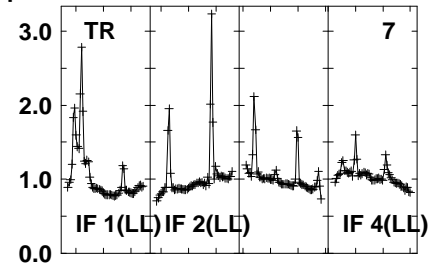
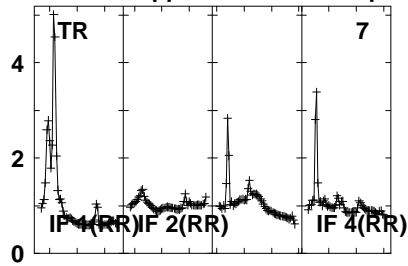
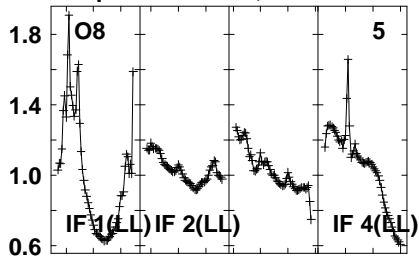


Lower frame: Real Jy
Auto-corr total-power spectrum Antenna: *
Timerange: 01/04:25:31 to 01/04:39:59

Plot file version 84 created 27-OCT-2023 18:00:34

3C66B EV024I 2.UVDATA.1

Freq = 1.5950 GHz, Bw = 32.000 MH No calibration applied and no bandpass applied

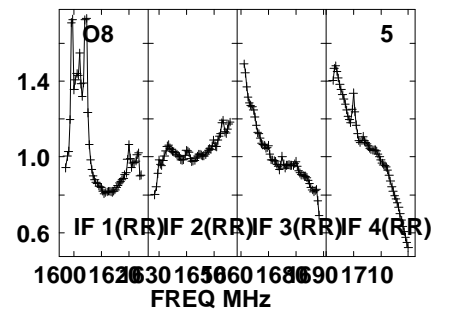
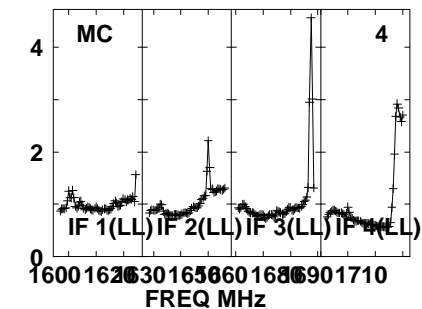
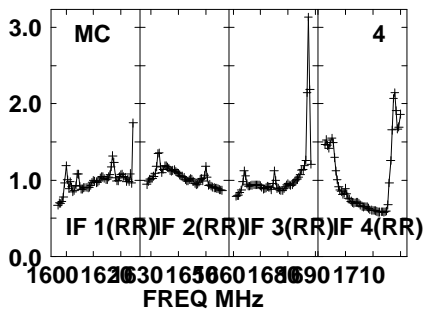
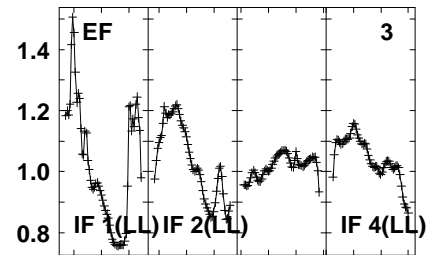
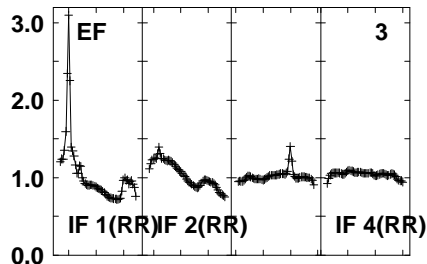
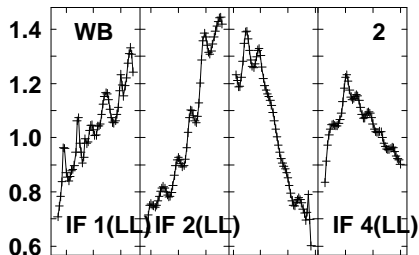
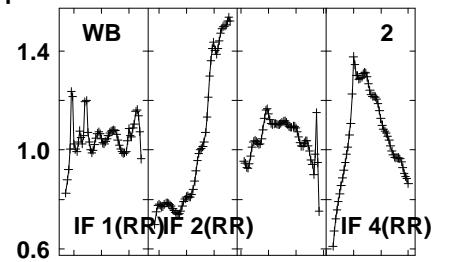
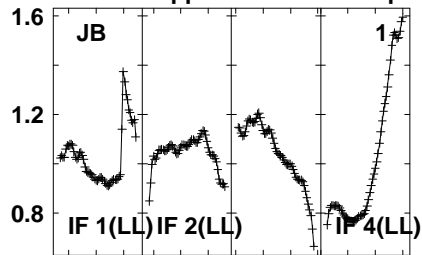
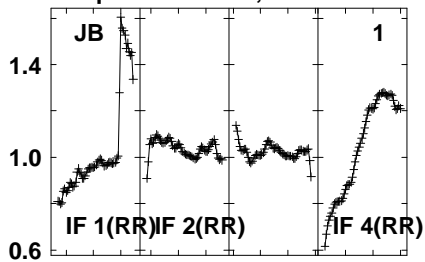


Lower frame: Real Jy
Auto-corr total-power spectrum Antenna: *
Timerange: 01/04:25:31 to 01/04:39:59

Plot file version 85 created 27-OCT-2023 18:00:34

3C66B EV024I 2.UVDATA.1

Freq = 1.5950 GHz, Bw = 32.000 MH No calibration applied and no bandpass applied

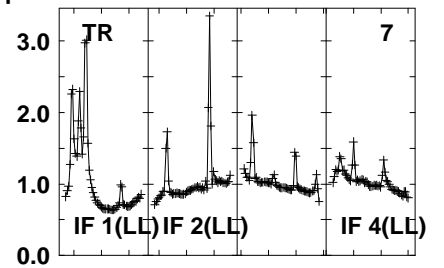
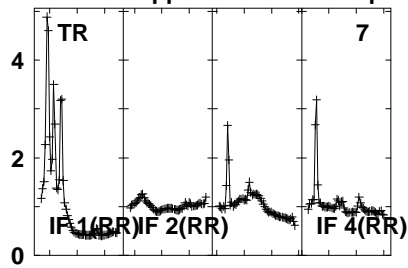
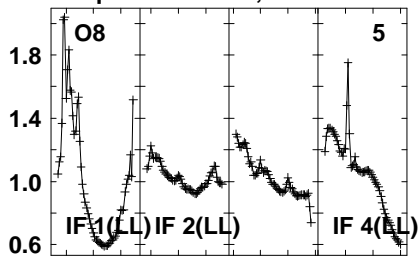


Lower frame: Real Jy
Auto-corr total-power spectrum Antenna: *
Timerange: 01/04:40:31 to 01/04:54:59

Plot file version 86 created 27-OCT-2023 18:00:34

3C66B EV024I 2.UVDATA.1

Freq = 1.5950 GHz, Bw = 32.000 MH No calibration applied and no bandpass applied

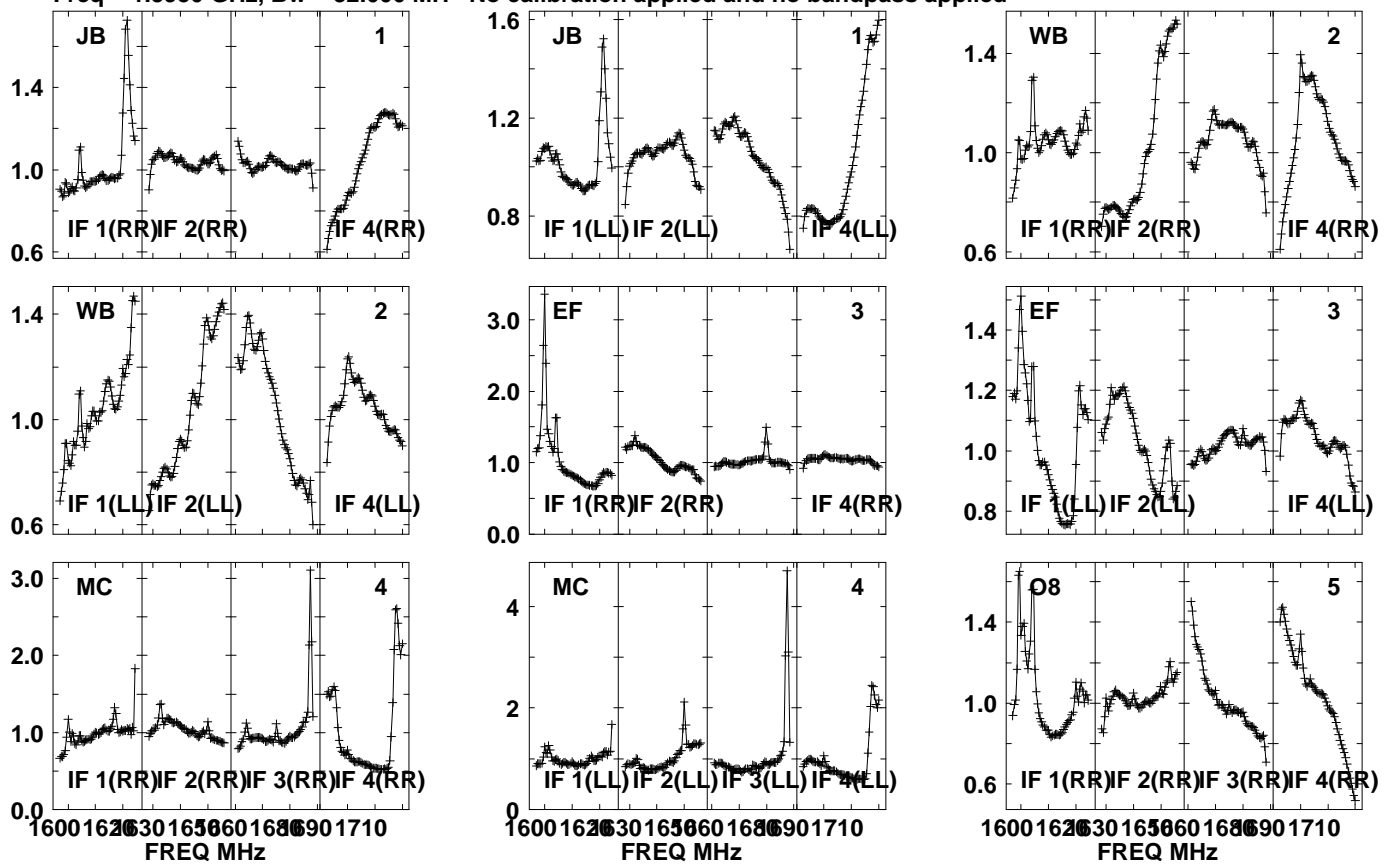


Lower frame: Real Jy
Auto-corr total-power spectrum Antenna: *
Timerange: 01/04:40:31 to 01/04:54:59

Plot file version 87 created 27-OCT-2023 18:00:34

3C66B EV024I 2.UVDATA.1

Freq = 1.5950 GHz, Bw = 32.000 MH No calibration applied and no bandpass applied

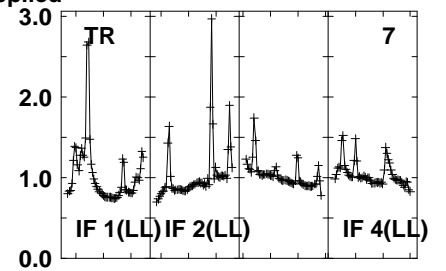
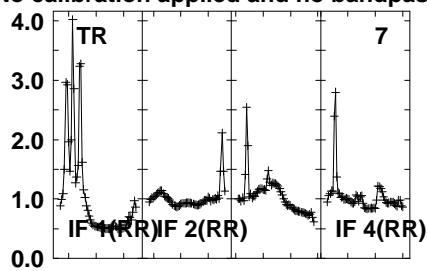
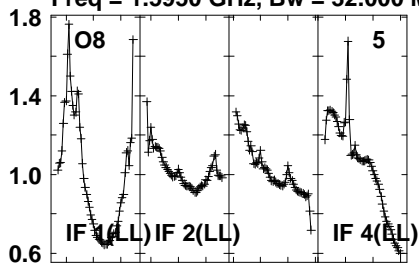


Lower frame: Real Jy
Auto-corr total-power spectrum Antenna: *
Timerange: 01/04:55:31 to 01/05:09:59

Plot file version 88 created 27-OCT-2023 18:00:34

3C66B EV024I 2.UVDATA.1

Freq = 1.5950 GHz, Bw = 32.000 MH No calibration applied and no bandpass applied

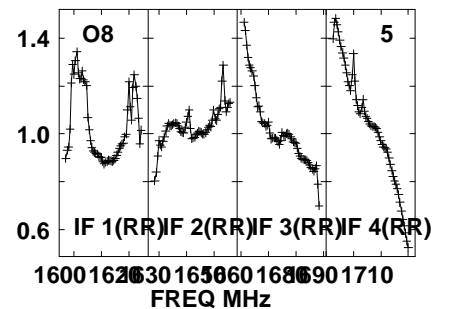
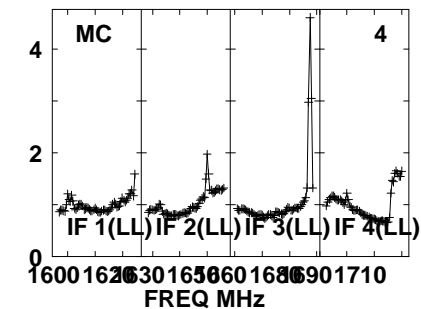
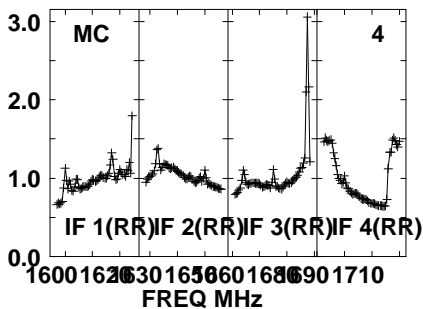
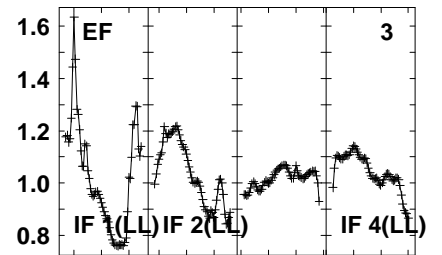
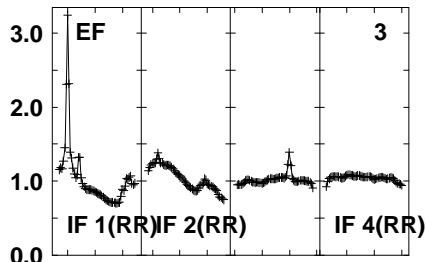
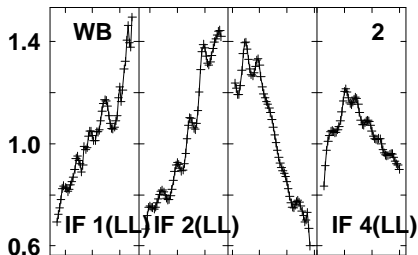
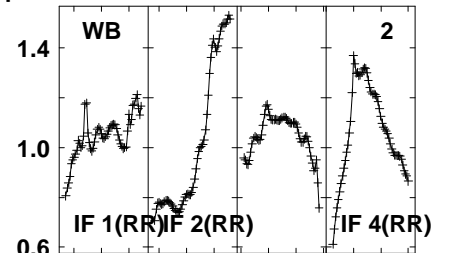
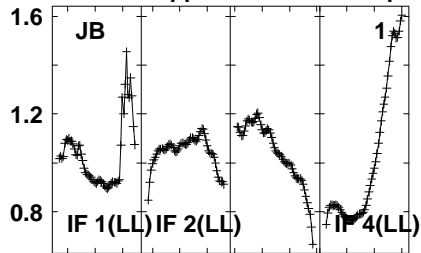
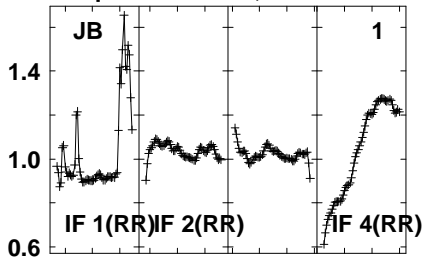


Lower frame: Real Jy
Auto-corr total-power spectrum Antenna: *
Timerange: 01/04:55:31 to 01/05:09:59

Plot file version 89 created 27-OCT-2023 18:00:34

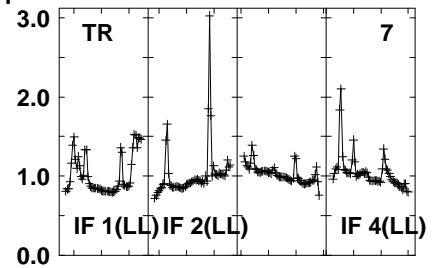
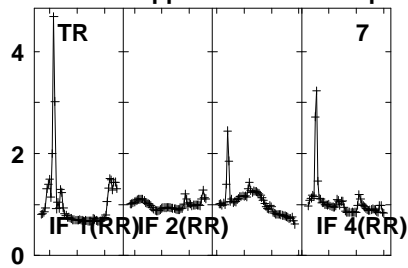
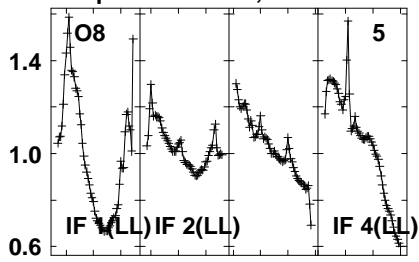
3C66B EV024I 2.UVDATA.1

Freq = 1.5950 GHz, Bw = 32.000 MH No calibration applied and no bandpass applied



Lower frame: Real Jy
Auto-corr total-power spectrum Antenna: *
Timerange: 01/05:10:31 to 01/05:24:59

Plot file version 90 created 27-OCT-2023 18:00:35
3C66B EV024I 2.UVDATA.1
Freq = 1.5950 GHz, Bw = 32.000 MH No calibration applied and no bandpass applied

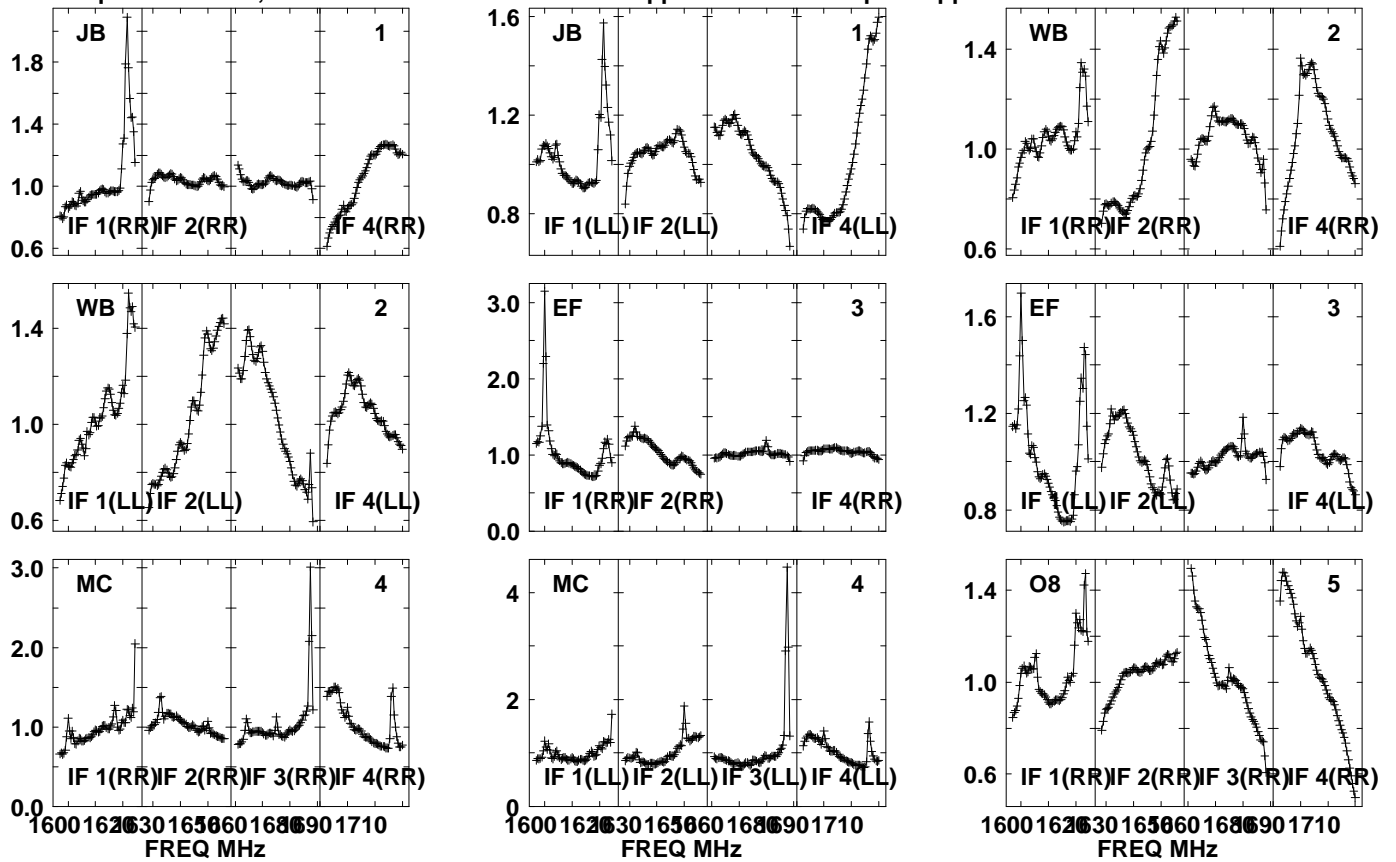


Lower frame: Real Jy
Auto-corr total-power spectrum Antenna: *
Timerange: 01/05:10:31 to 01/05:24:59

Plot file version 91 created 27-OCT-2023 18:00:35

3C66B EV024I 2.UVDATA.1

Freq = 1.5950 GHz, Bw = 32.000 MH No calibration applied and no bandpass applied

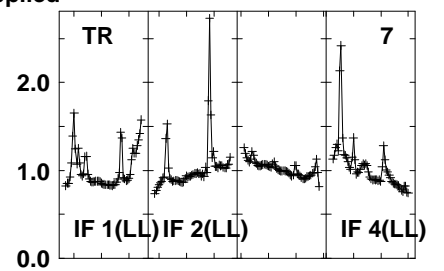
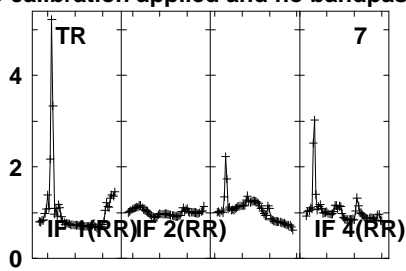
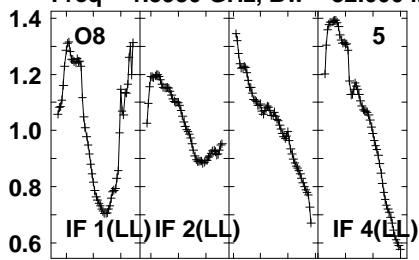


Lower frame: Real Jy
Auto-corr total-power spectrum Antenna: *
Timerange: 01/05:25:31 to 01/05:39:59

Plot file version 92 created 27-OCT-2023 18:00:35

3C66B EV024I 2.UVDATA.1

Freq = 1.5950 GHz, Bw = 32.000 MH No calibration applied and no bandpass applied

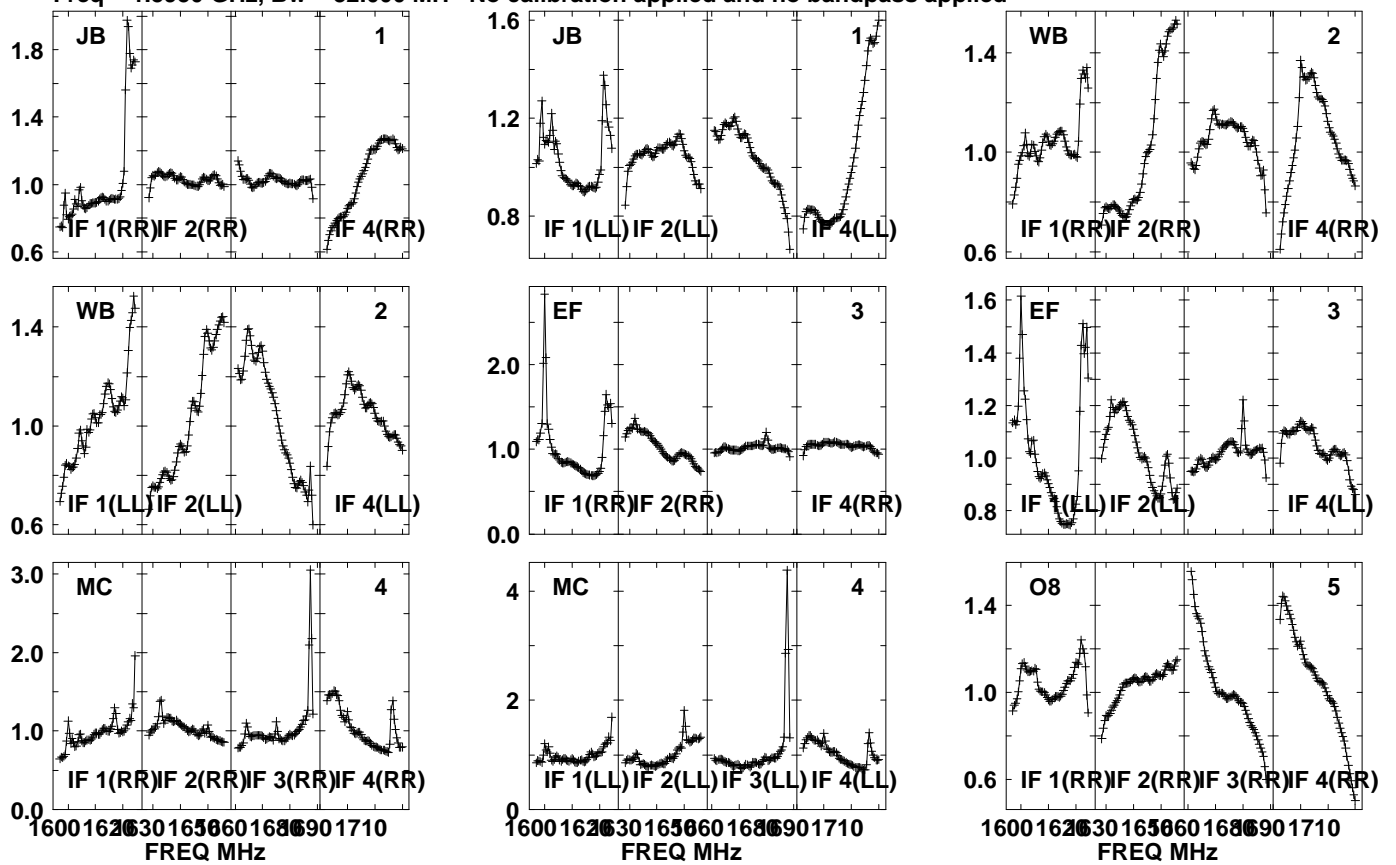


Lower frame: Real Jy
Auto-corr total-power spectrum Antenna: *
Timerange: 01/05:25:31 to 01/05:39:59

Plot file version 93 created 27-OCT-2023 18:00:35

3C66B EV024I 2.UVDATA.1

Freq = 1.5950 GHz, Bw = 32.000 MH No calibration applied and no bandpass applied

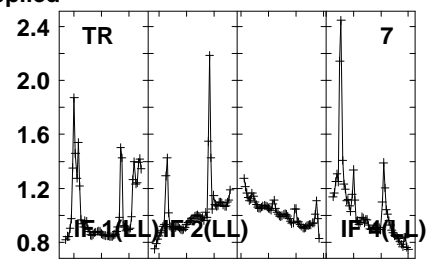
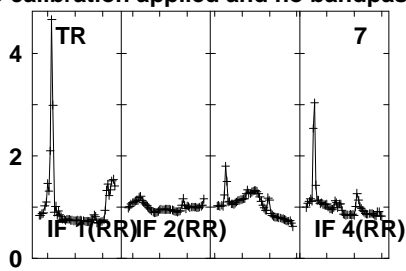
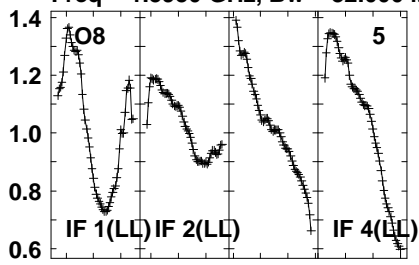


Lower frame: Real Jy
Auto-corr total-power spectrum Antenna: *
Timerange: 01/05:40:31 to 01/05:54:59

Plot file version 94 created 27-OCT-2023 18:00:35

3C66B EV024I 2.UVDATA.1

Freq = 1.5950 GHz, Bw = 32.000 MH No calibration applied and no bandpass applied

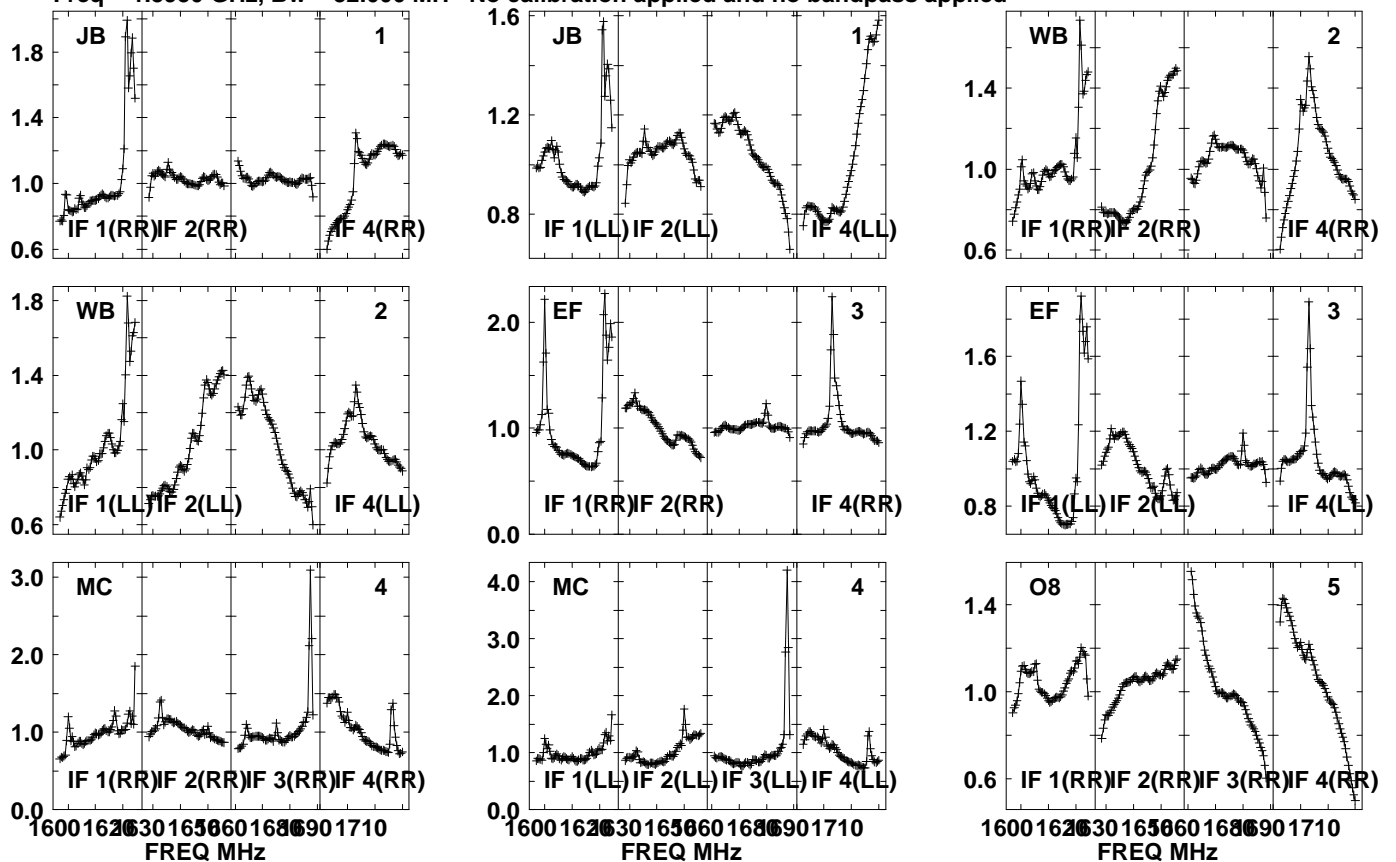


Lower frame: Real Jy
Auto-corr total-power spectrum Antenna: *
Timerange: 01/05:40:31 to 01/05:54:59

Plot file version 95 created 27-OCT-2023 18:00:35

3C66B EV024I 2.UVDATA.1

Freq = 1.5950 GHz, Bw = 32.000 MH No calibration applied and no bandpass applied

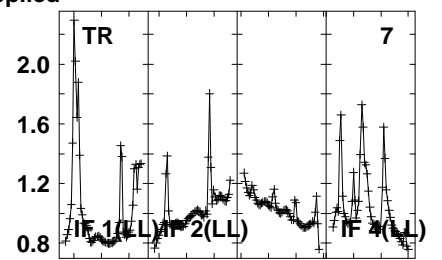
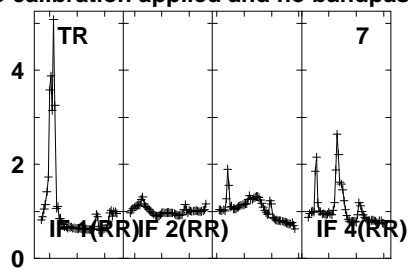
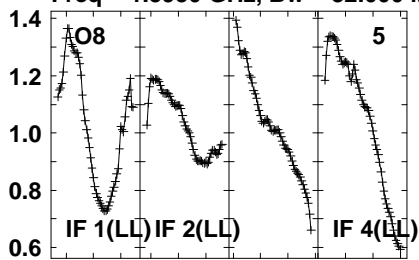


Lower frame: Real Jy
Auto-corr total-power spectrum Antenna: *
Timerange: 01/05:55:31 to 01/06:09:59

Plot file version 96 created 27-OCT-2023 18:00:36

3C66B EV024I 2.UVDATA.1

Freq = 1.5950 GHz, Bw = 32.000 MH No calibration applied and no bandpass applied

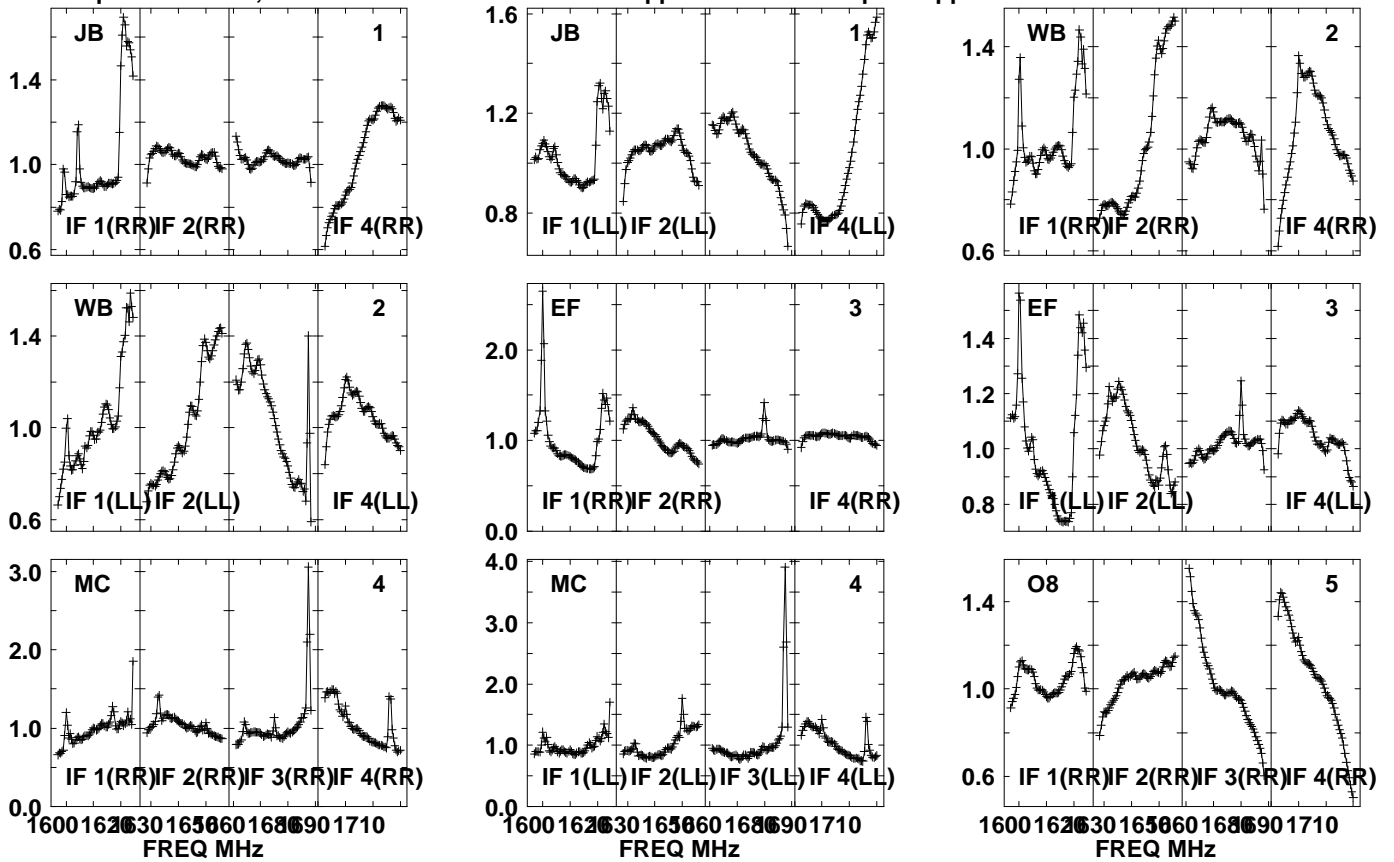


Lower frame: Real Jy
Auto-corr total-power spectrum Antenna: *
Timerange: 01/05:55:31 to 01/06:09:59

Plot file version 97 created 27-OCT-2023 18:00:36

3C66B EV024I 2.UVDATA.1

Freq = 1.5950 GHz, Bw = 32.000 MH No calibration applied and no bandpass applied

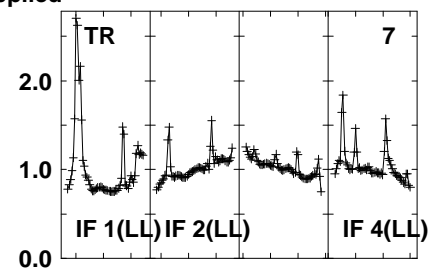
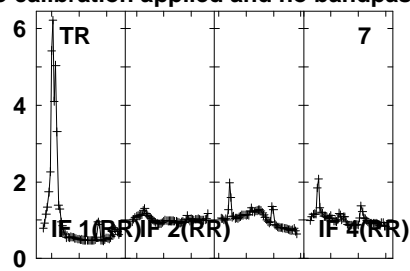
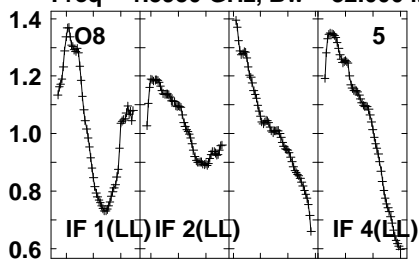


Lower frame: Real Jy
Auto-corr total-power spectrum Antenna: *
Timerange: 01/06:10:31 to 01/06:24:59

Plot file version 98 created 27-OCT-2023 18:00:36

3C66B EV024I 2.UVDATA.1

Freq = 1.5950 GHz, Bw = 32.000 MH No calibration applied and no bandpass applied

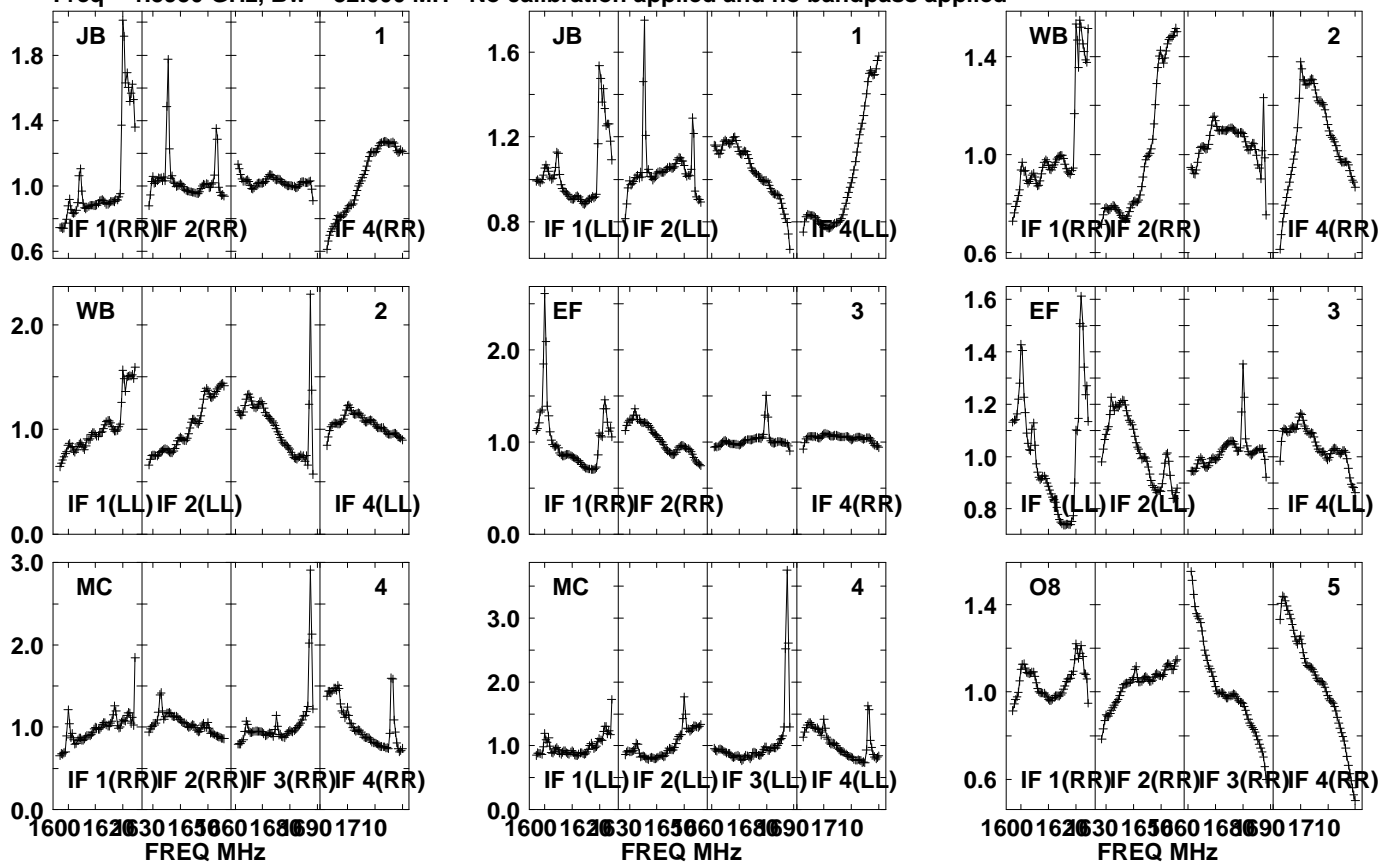


Lower frame: Real Jy
Auto-corr total-power spectrum Antenna: *
Timerange: 01/06:10:31 to 01/06:24:59

Plot file version 99 created 27-OCT-2023 18:00:36

3C66B EV024I 2.UVDATA.1

Freq = 1.5950 GHz, Bw = 32.000 MH No calibration applied and no bandpass applied

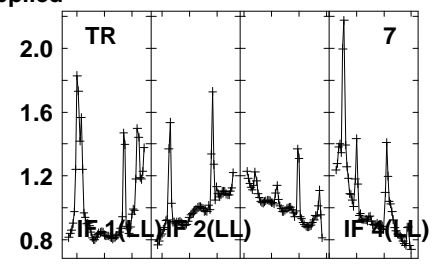
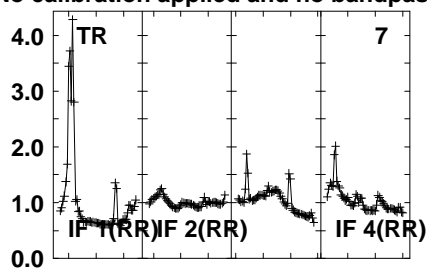
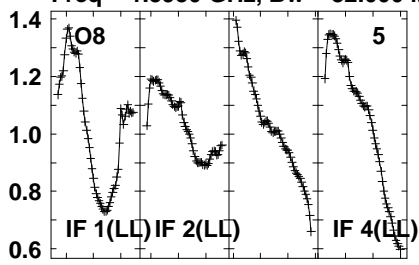


Lower frame: Real Jy
Auto-corr total-power spectrum Antenna: *
Timerange: 01/06:25:31 to 01/06:39:59

Plot file version 100 created 27-OCT-2023 18:00:36

3C66B EV024I 2.UVDATA.1

Freq = 1.5950 GHz, Bw = 32.000 MH No calibration applied and no bandpass applied

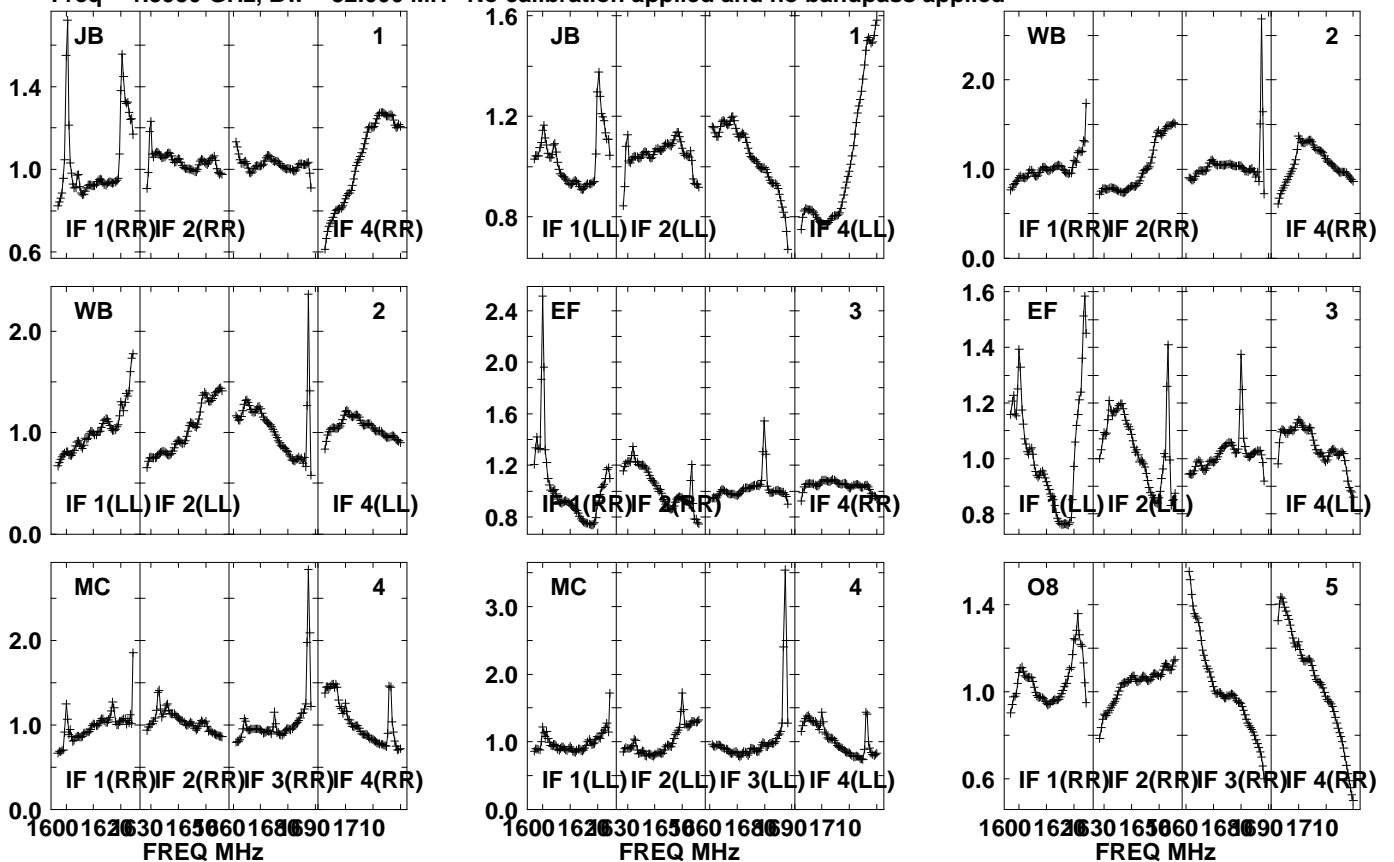


Lower frame: Real Jy
Auto-corr total-power spectrum Antenna: *
Timerange: 01/06:25:31 to 01/06:39:59

Plot file version 101 created 27-OCT-2023 18:00:36

3C66B EV024I 2.UVDATA.1

Freq = 1.5950 GHz, Bw = 32.000 MH No calibration applied and no bandpass applied

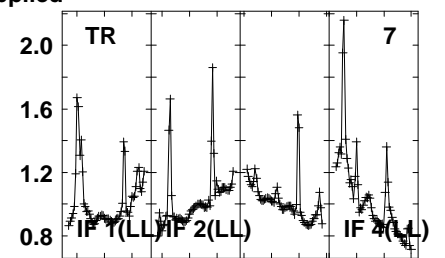
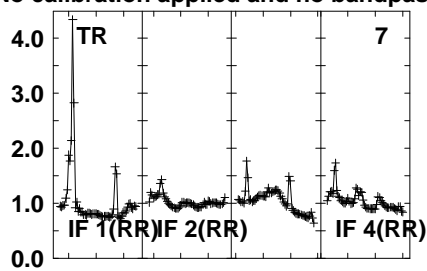
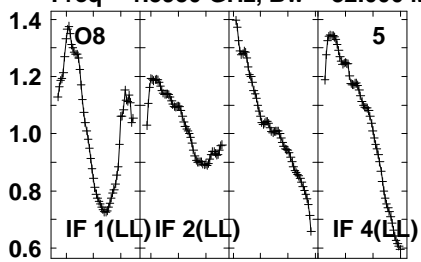


Lower frame: Real Jy
Auto-corr total-power spectrum Antenna: *
Timerange: 01/06:40:31 to 01/06:54:59

Plot file version 102 created 27-OCT-2023 18:00:36

3C66B EV024I 2.UVDATA.1

Freq = 1.5950 GHz, Bw = 32.000 MH No calibration applied and no bandpass applied

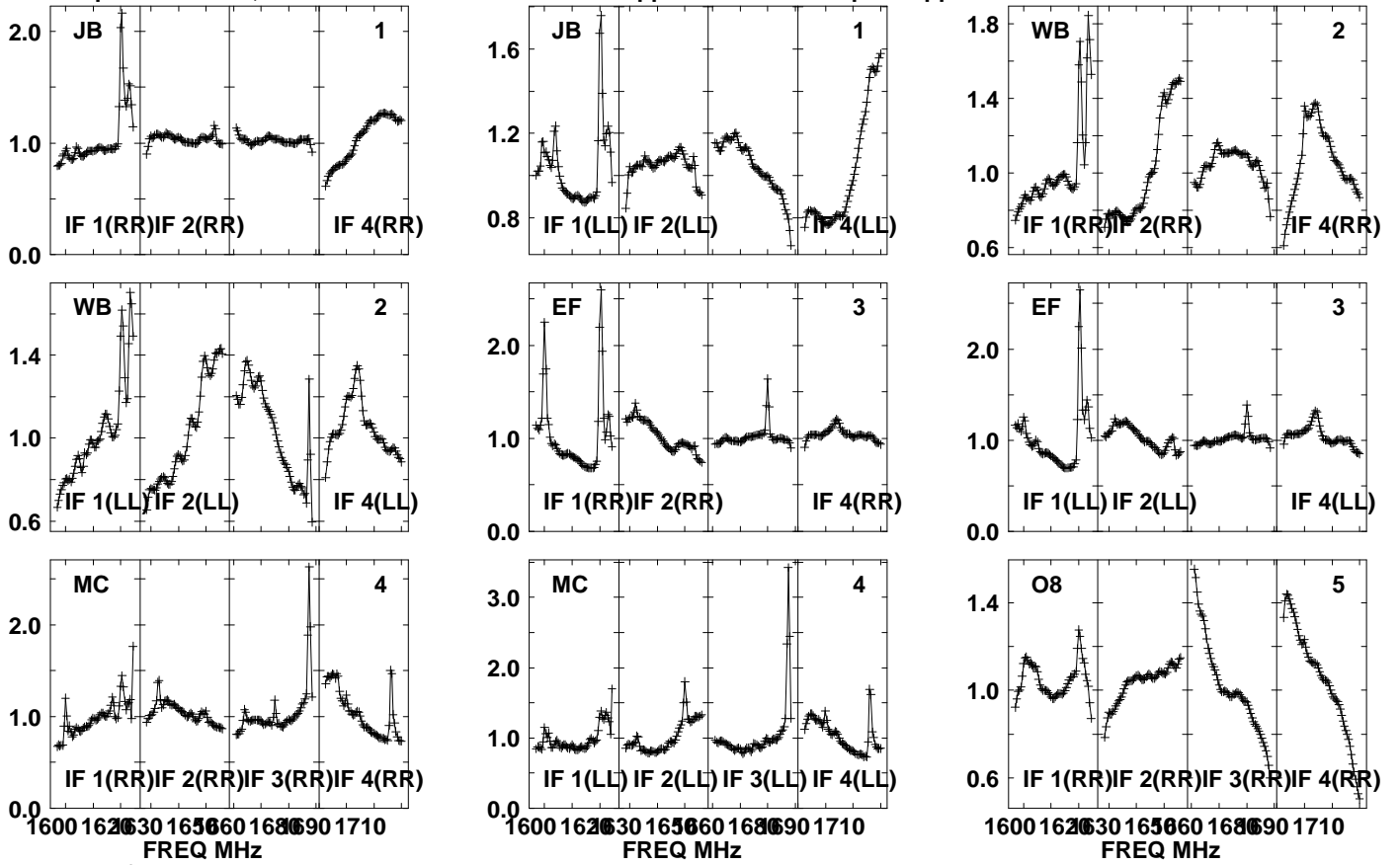


Lower frame: Real Jy
Auto-corr total-power spectrum Antenna: *
Timerange: 01/06:40:31 to 01/06:54:59

Plot file version 103 created 27-OCT-2023 18:00:36

0133+476 EV024I 2.UVDATA.1

Freq = 1.5950 GHz, Bw = 32.000 MH No calibration applied and no bandpass applied

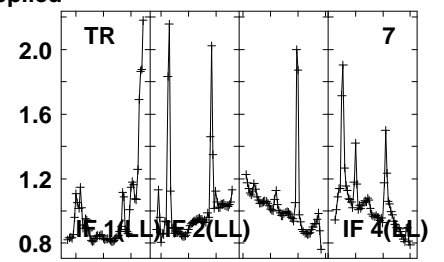
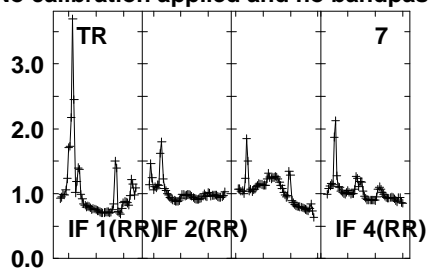
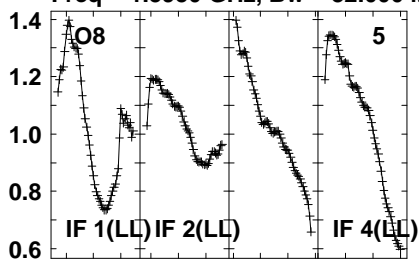


Lower frame: Real Jy
Auto-corr total-power spectrum Antenna: *
Timerange: 01/06:56:01 to 01/06:59:59

Plot file version 104 created 27-OCT-2023 18:00:36

0133+476 EV024I 2.UVDATA.1

Freq = 1.5950 GHz, Bw = 32.000 MH No calibration applied and no bandpass applied



Lower frame: Real Jy
Auto-corr total-power spectrum Antenna: *
Timerange: 01/06:56:01 to 01/06:59:59