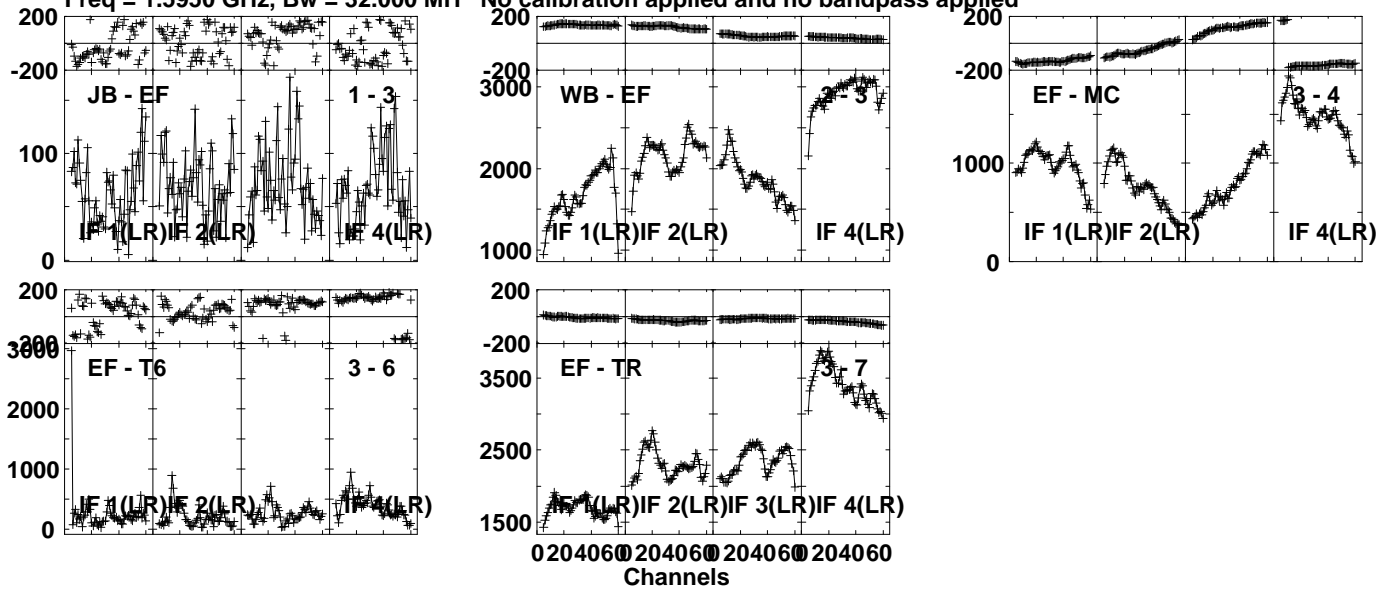


Plot file version 1 created 27-OCT-2023 23:38:24

0059+581 EV024I 3.UVDATA.1

Freq = 1.5950 GHz, Bw = 32.000 MH

No calibration applied and no bandpass applied

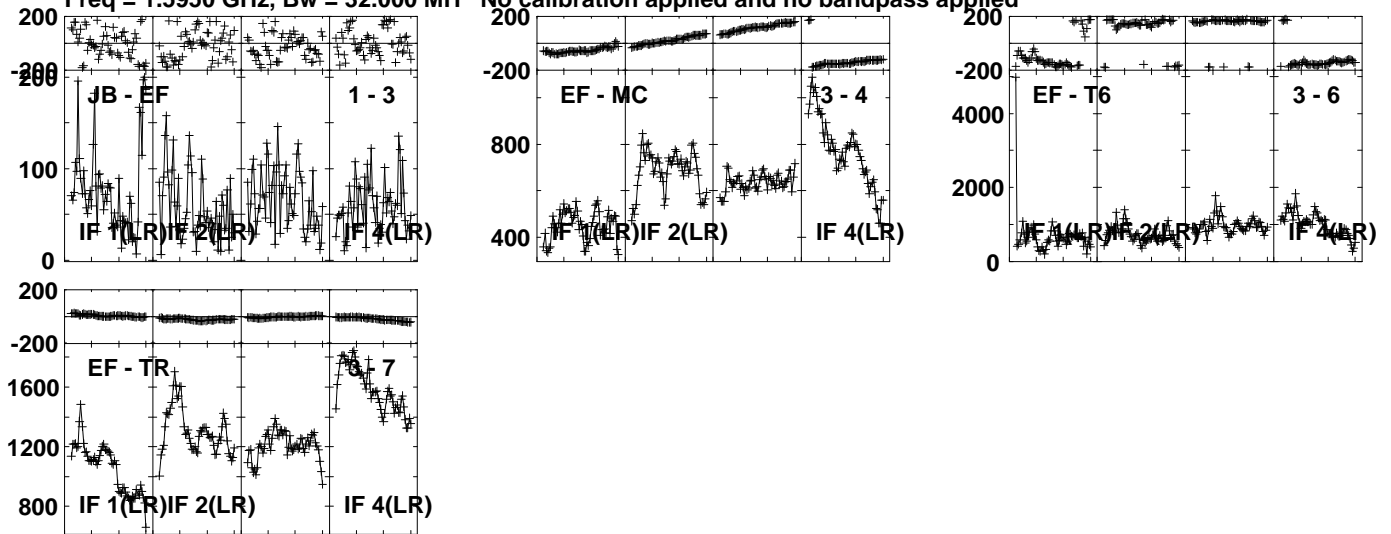


Lower frame: Micro Ampl Jy Top frame: Phas deg
Vector averaged cross-power spectrum Several baselines displayed
Timerange: 00/19:00:07 to 00/19:03:59

Plot file version 2 created 27-OCT-2023 23:38:24

0133+476 EV024I 3.UVDATA.1

Freq = 1.5950 GHz, Bw = 32.000 MH No calibration applied and no bandpass applied

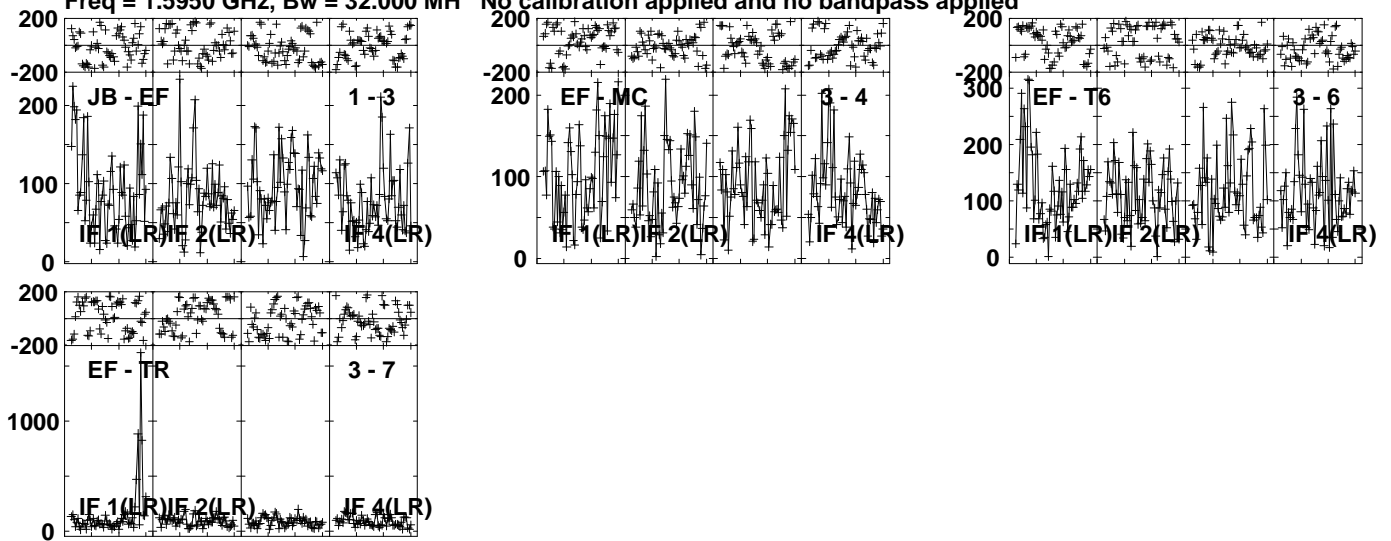


Lower frame: Micro Ampl Jy Top frame: Phas deg
Vector averaged cross-power spectrum Several baselines displayed
Timerange: 00/19:05:01 to 00/19:08:59

Plot file version 3 created 27-OCT-2023 23:38:24

NVSS0222 EV024I 3.UVDATA.1

Freq = 1.5950 GHz, Bw = 32.000 MH No calibration applied and no bandpass applied

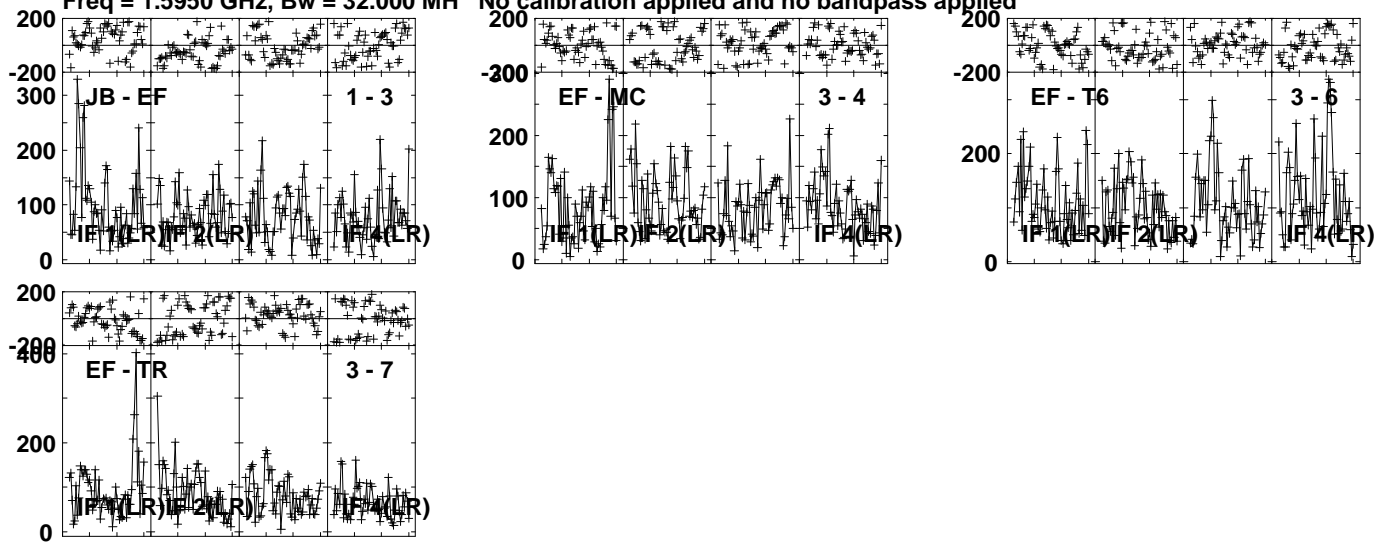


Lower frame: Micro Ampl Jy Top frame: Phas deg
Vector averaged cross-power spectrum Several baselines displayed
Timerange: 00/19:10:01 to 00/19:23:59

Plot file version 4 created 27-OCT-2023 23:38:24

NVSS0222 EV024I 3.UVDATA.1

Freq = 1.5950 GHz, Bw = 32.000 MH No calibration applied and no bandpass applied

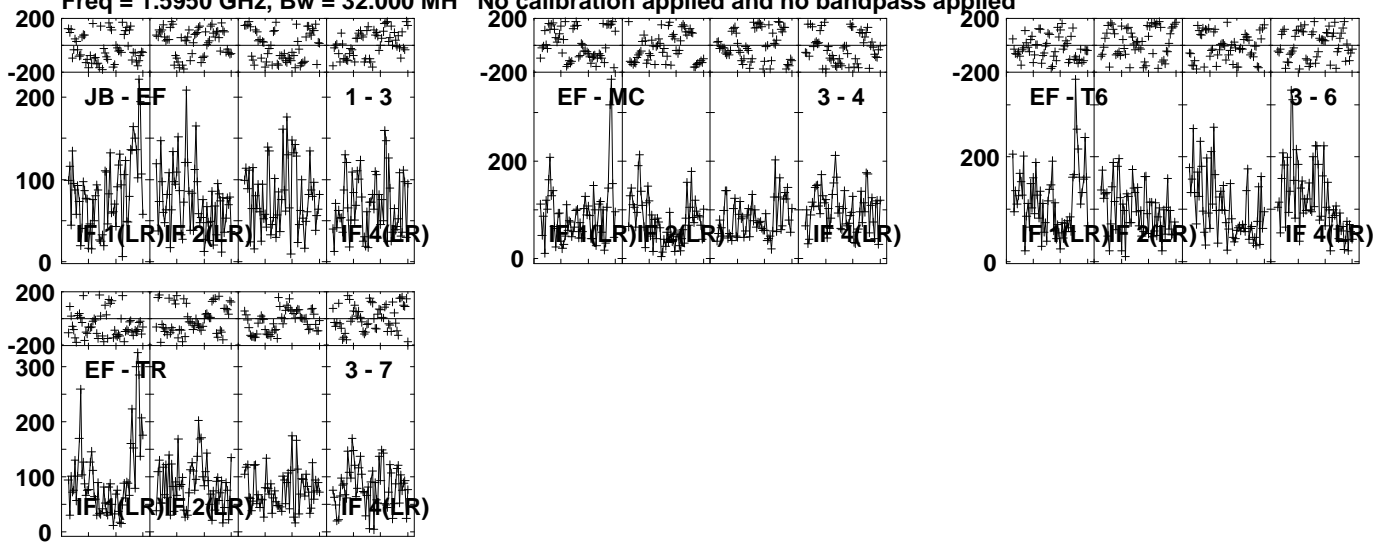


Lower frame: Micro Ampl Jy Top frame: Phas deg
Vector averaged cross-power spectrum Several baselines displayed
Timerange: 00/19:24:31 to 00/19:38:59

Plot file version 5 created 27-OCT-2023 23:38:25

NVSS0222 EV024I 3.UVDATA.1

Freq = 1.5950 GHz, Bw = 32.000 MH No calibration applied and no bandpass applied

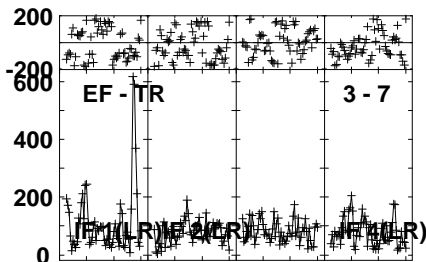
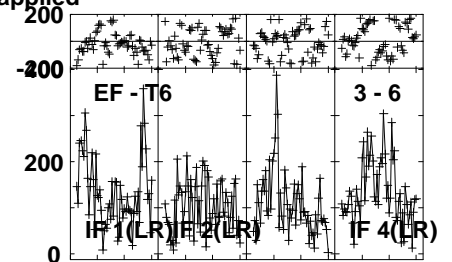
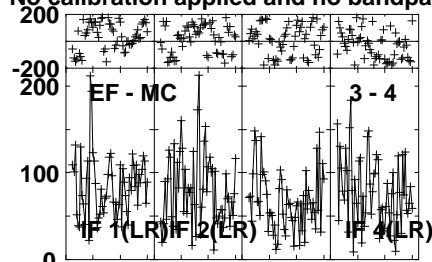
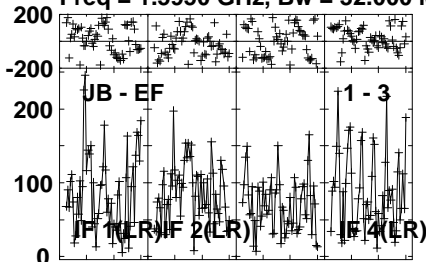


Lower frame: Micro Ampl Jy Top frame: Phas deg
Vector averaged cross-power spectrum Several baselines displayed
Timerange: 00/19:39:31 to 00/19:53:59

Plot file version 6 created 27-OCT-2023 23:38:25

NVSS0222 EV024I 3.UVDATA.1

Freq = 1.5950 GHz, Bw = 32.000 MH No calibration applied and no bandpass applied



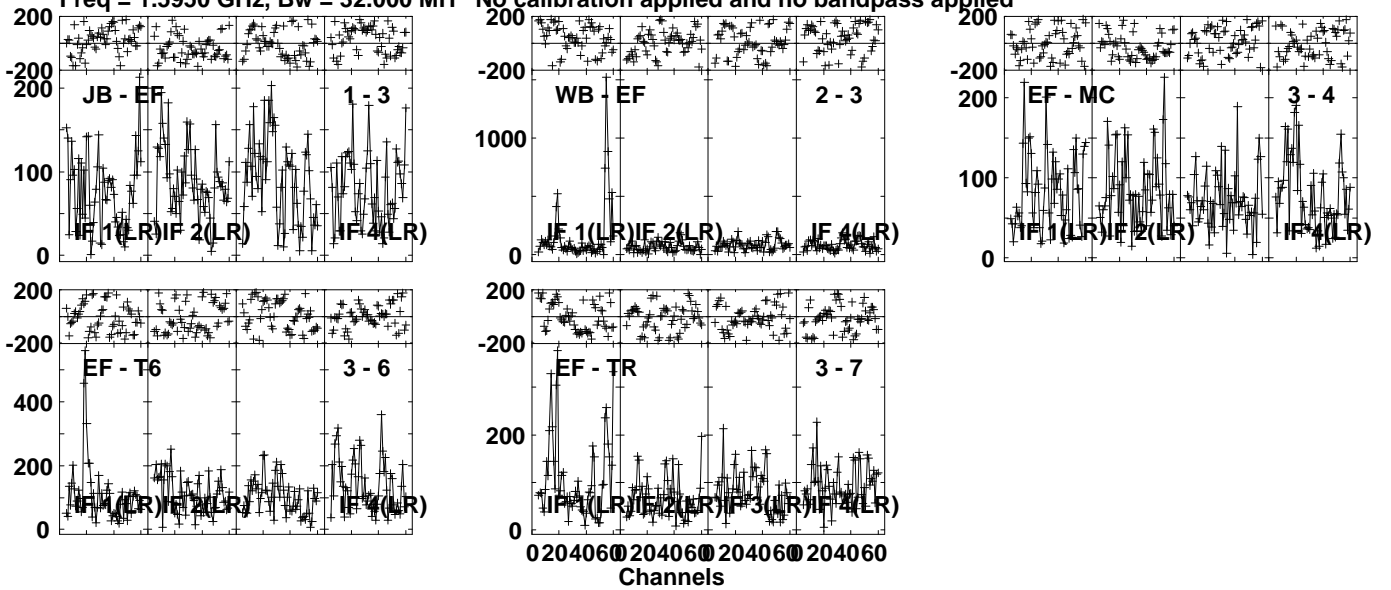
Lower frame: Micro Ampl Jy Top frame: Phas deg
Vector averaged cross-power spectrum Several baselines displayed
Timerange: 00/19:54:31 to 00/20:08:59

Plot file version 7 created 27-OCT-2023 23:38:25

NVSS0222 EV024I 3.UVDATA.1

Freq = 1.5950 GHz, Bw = 32.000 MH

No calibration applied and no bandpass applied

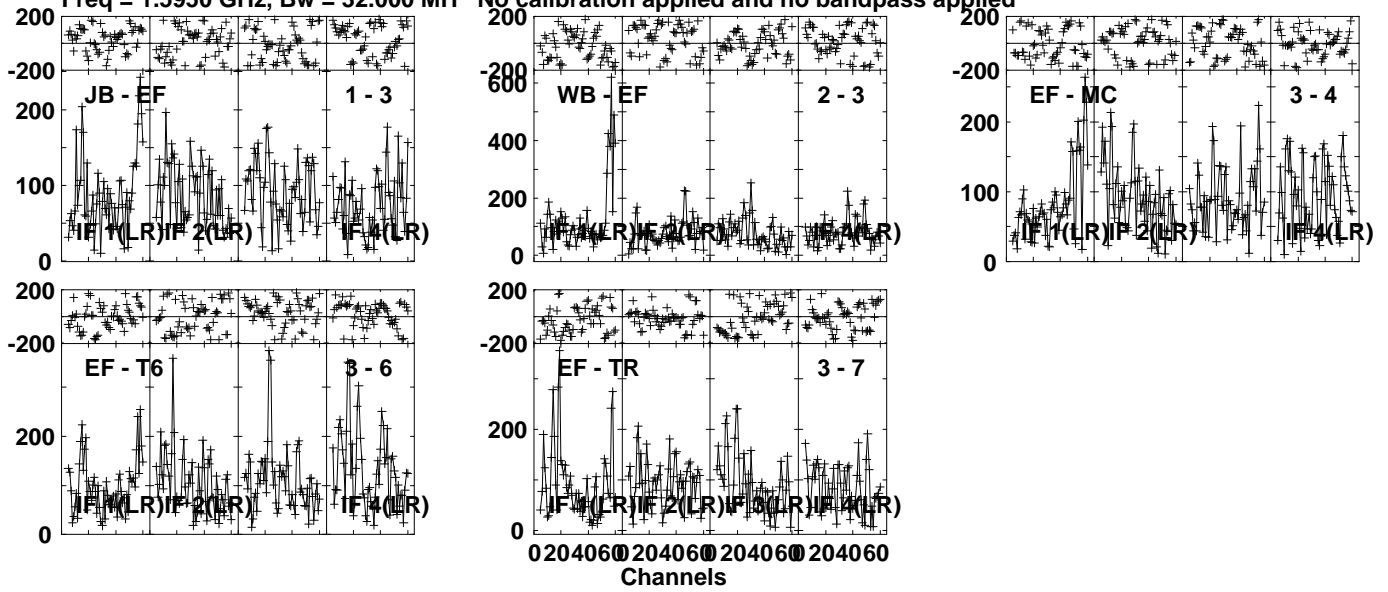


Lower frame: Micro Ampl Jy Top frame: Phas deg
Vector averaged cross-power spectrum Several baselines displayed
Timerange: 00/20:09:31 to 00/20:23:59

Plot file version 8 created 27-OCT-2023 23:38:26

NVSS0222 EV024I 3.UVDATA.1

Freq = 1.5950 GHz, Bw = 32.000 MH No calibration applied and no bandpass applied



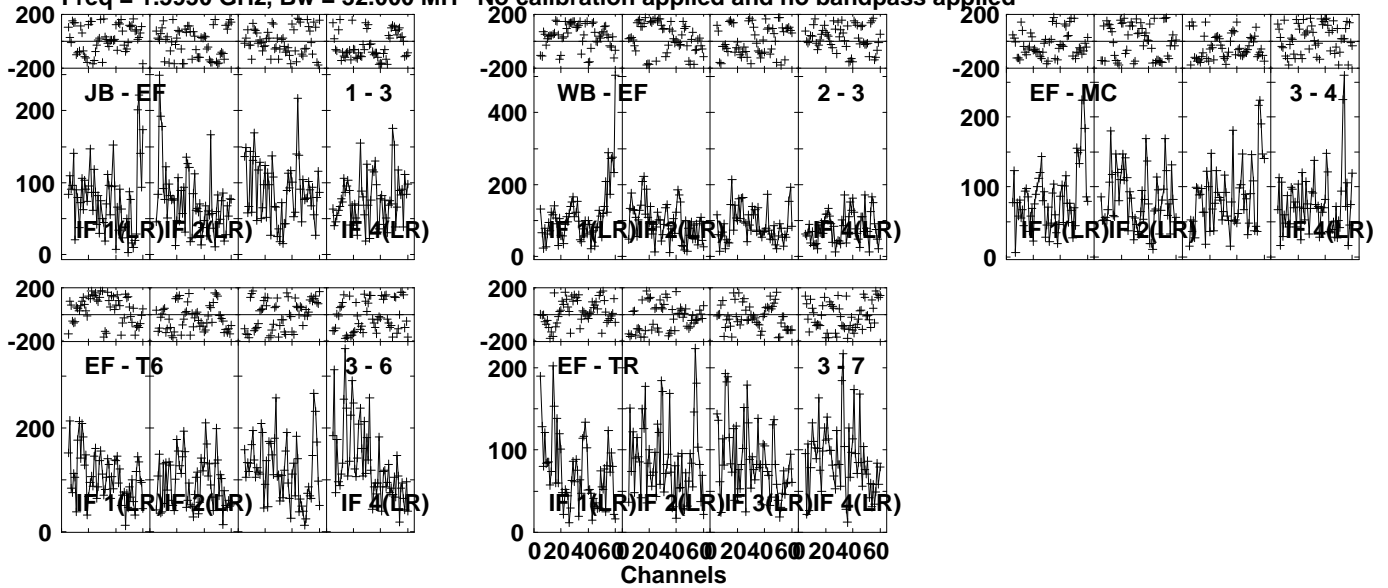
Lower frame: Micro Ampl Jy Top frame: Phas deg
Vector averaged cross-power spectrum Several baselines displayed
Timerange: 00/20:24:31 to 00/20:38:59

Plot file version 9 created 27-OCT-2023 23:38:26

NVSS0222 EV024I 3.UVDATA.1

Freq = 1.5950 GHz, Bw = 32.000 MH

No calibration applied and no bandpass applied

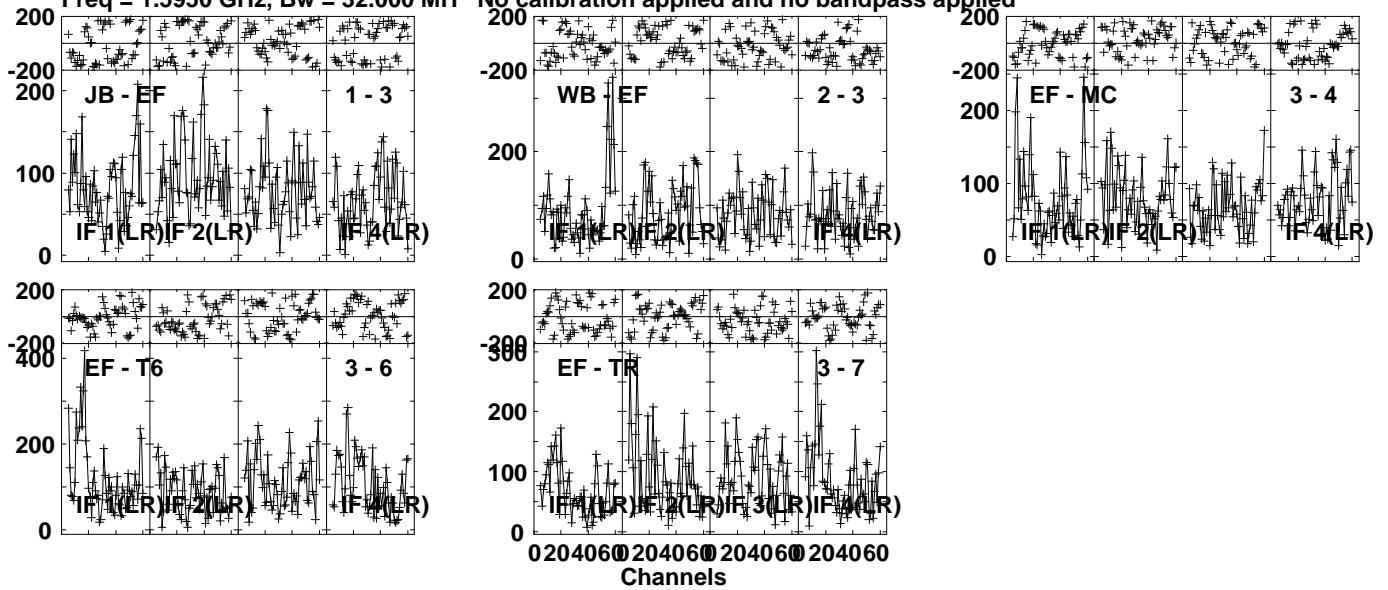


Lower frame: Micro Ampl Jy Top frame: Phas deg
Vector averaged cross-power spectrum Several baselines displayed
Timerange: 00/20:39:31 to 00/20:53:59

Plot file version 11 created 27-OCT-2023 23:38:26

NVSS0222 EV024I 3.UVDATA.1

Freq = 1.5950 GHz, Bw = 32.000 MH No calibration applied and no bandpass applied

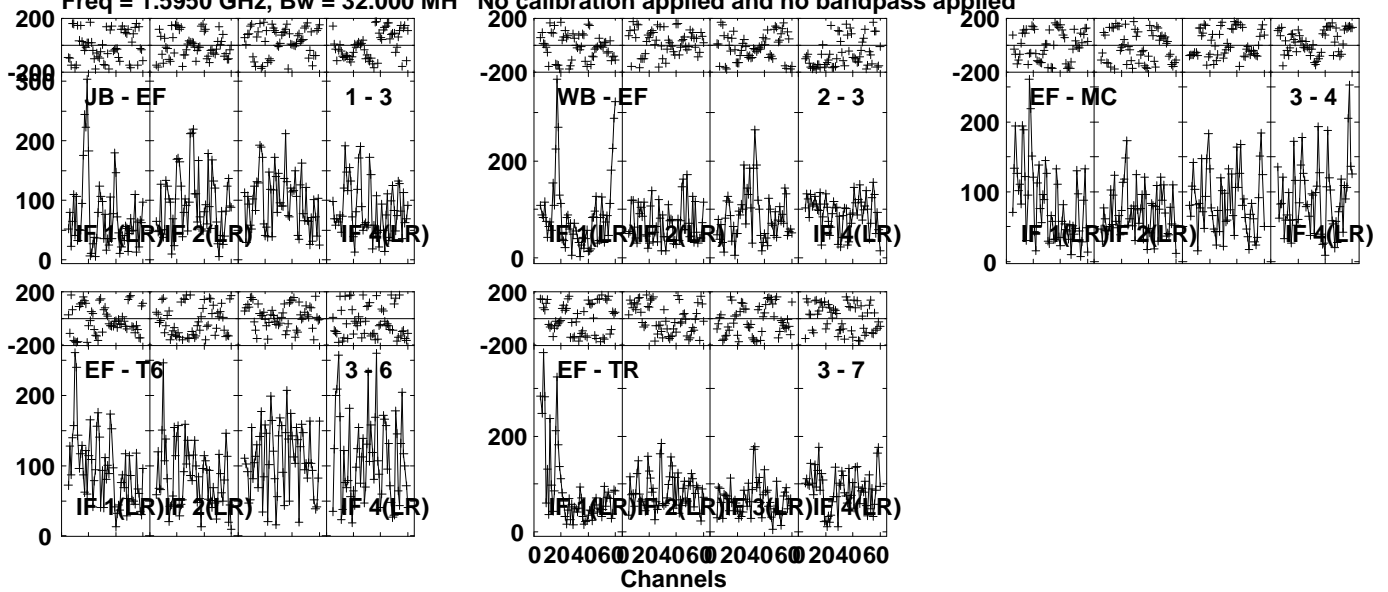


Lower frame: Micro Ampl Jy Top frame: Phas deg
Vector averaged cross-power spectrum Several baselines displayed
Timerange: 00/21:09:31 to 00/21:23:59

Plot file version 12 created 27-OCT-2023 23:38:27

NVSS0222 EV024I 3.UVDATA.1

Freq = 1.5950 GHz, Bw = 32.000 MH No calibration applied and no bandpass applied

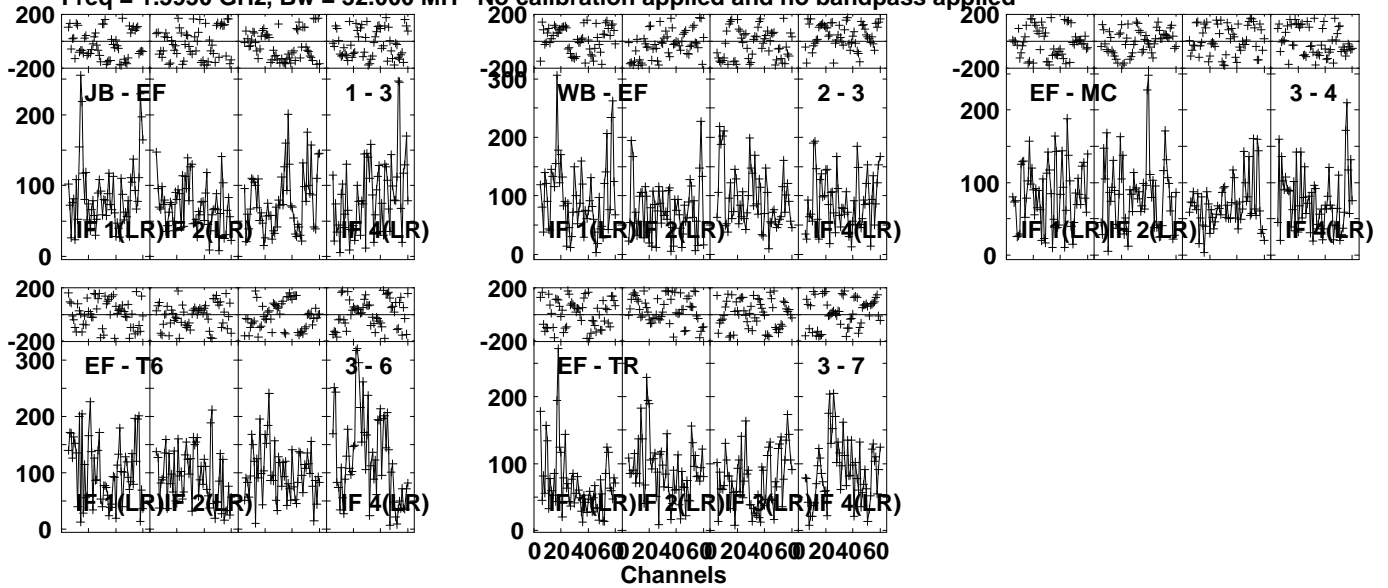


Lower frame: Micro Ampl Jy Top frame: Phas deg
Vector averaged cross-power spectrum Several baselines displayed
Timerange: 00/21:24:31 to 00/21:38:59

Plot file version 13 created 27-OCT-2023 23:38:27

NVSS0222 EV024I 3.UVDATA.1

Freq = 1.5950 GHz, Bw = 32.000 MH No calibration applied and no bandpass applied



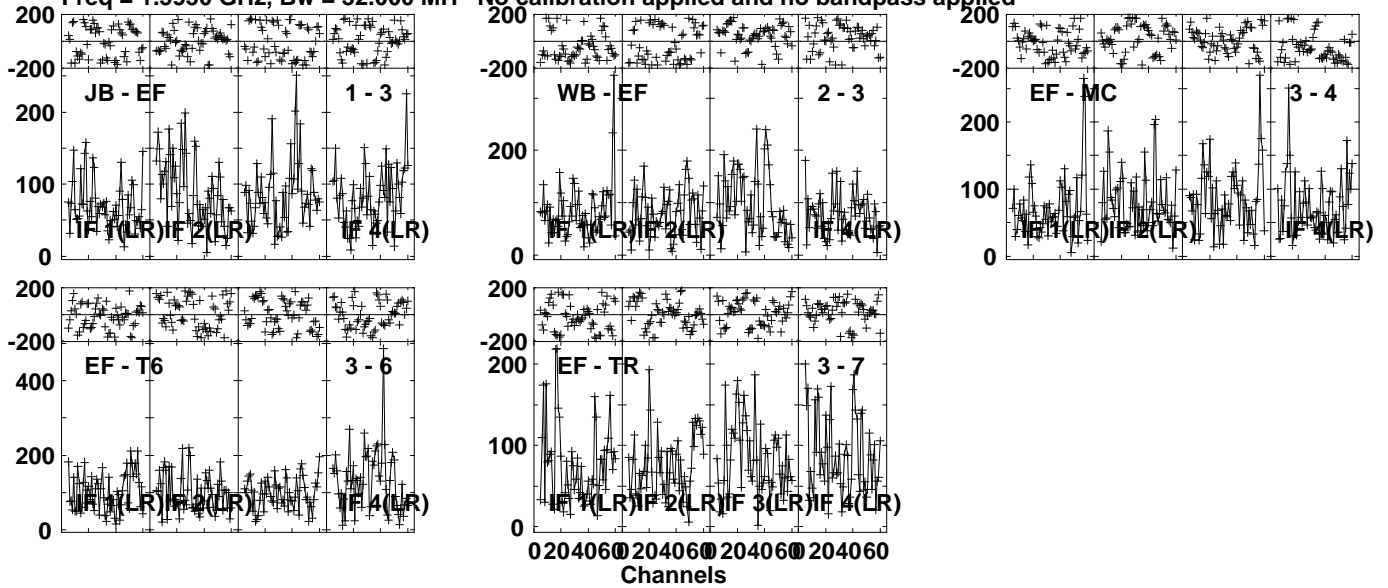
Lower frame: Micro Ampl Jy Top frame: Phas deg
Vector averaged cross-power spectrum Several baselines displayed
Timerange: 00/21:39:31 to 00/21:53:59

Plot file version 14 created 27-OCT-2023 23:38:27

NVSS0222 EV024I 3.UVDATA.1

Freq = 1.5950 GHz, Bw = 32.000 MH

No calibration applied and no bandpass applied



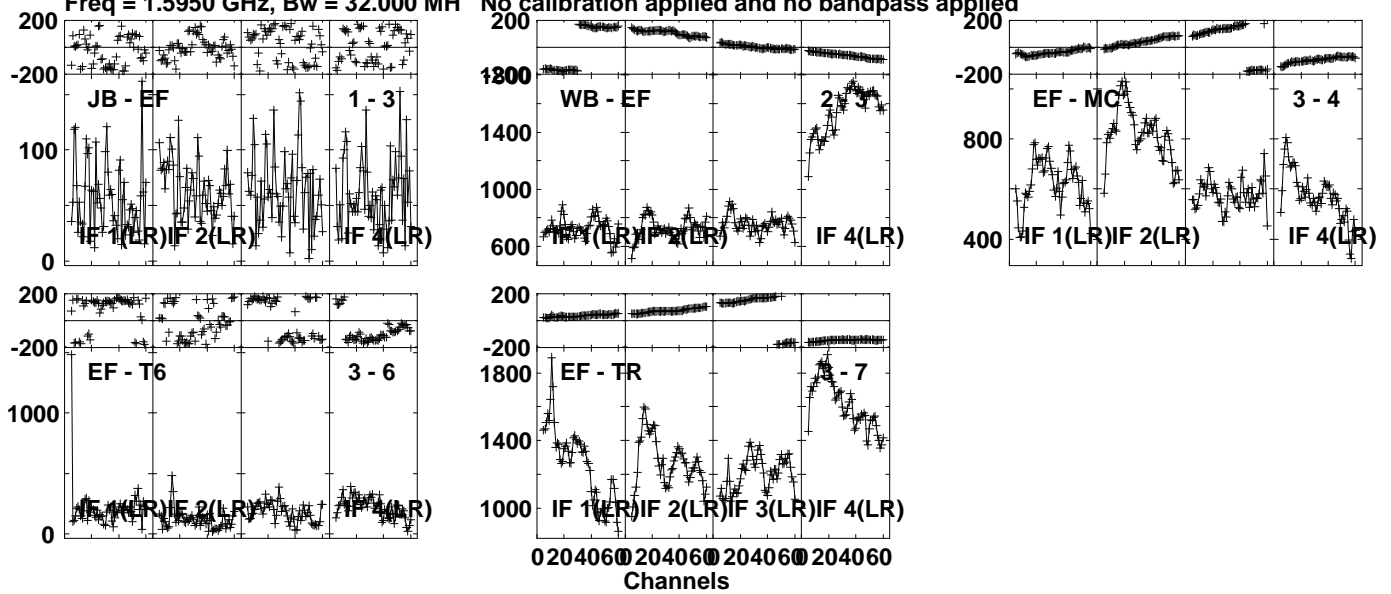
Lower frame: Micro Ampl Jy Top frame: Phas deg
Vector averaged cross-power spectrum Several baselines displayed
Timerange: 00/21:54:31 to 00/22:08:59

Plot file version 15 created 27-OCT-2023 23:38:28

0133+476 EV024I 3.UVDATA.1

Freq = 1.5950 GHz, Bw = 32.000 MH

No calibration applied and no bandpass applied



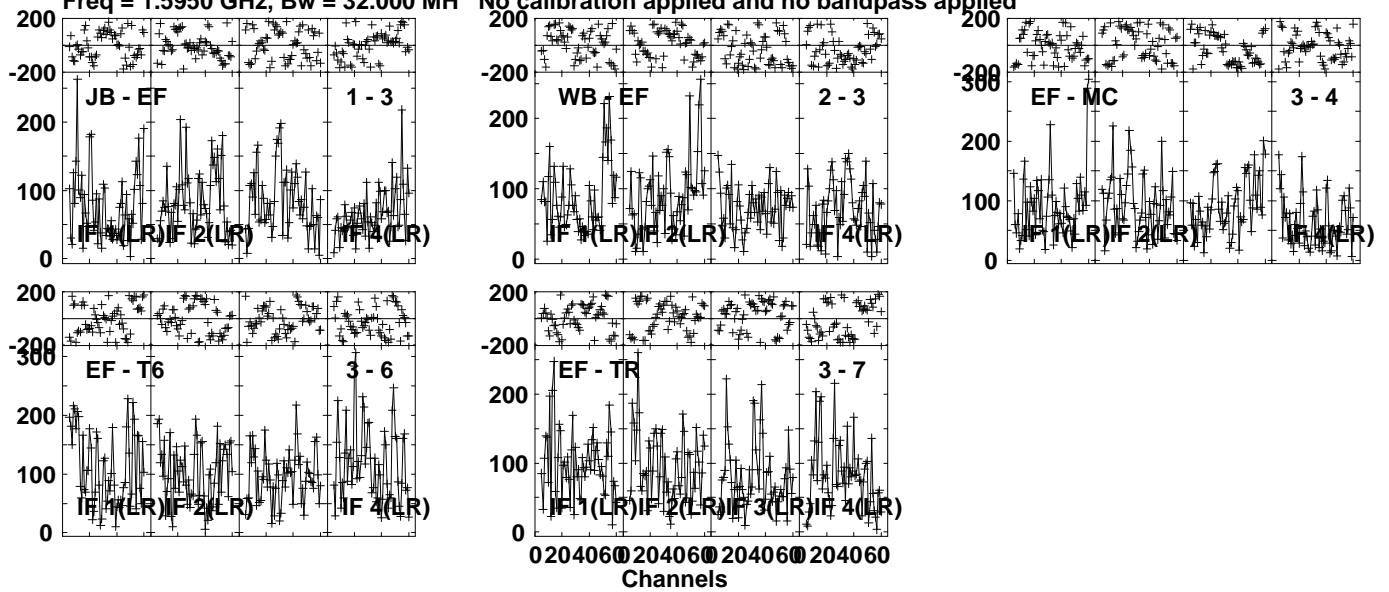
Lower frame: Micro Ampl Jy Top frame: Phas deg
Vector averaged cross-power spectrum Several baselines displayed
Timerange: 00/22:10:01 to 00/22:13:59

Plot file version 16 created 27-OCT-2023 23:38:28

NVSS0222 EV024I 3.UVDATA.1

Freq = 1.5950 GHz, Bw = 32.000 MH

No calibration applied and no bandpass applied



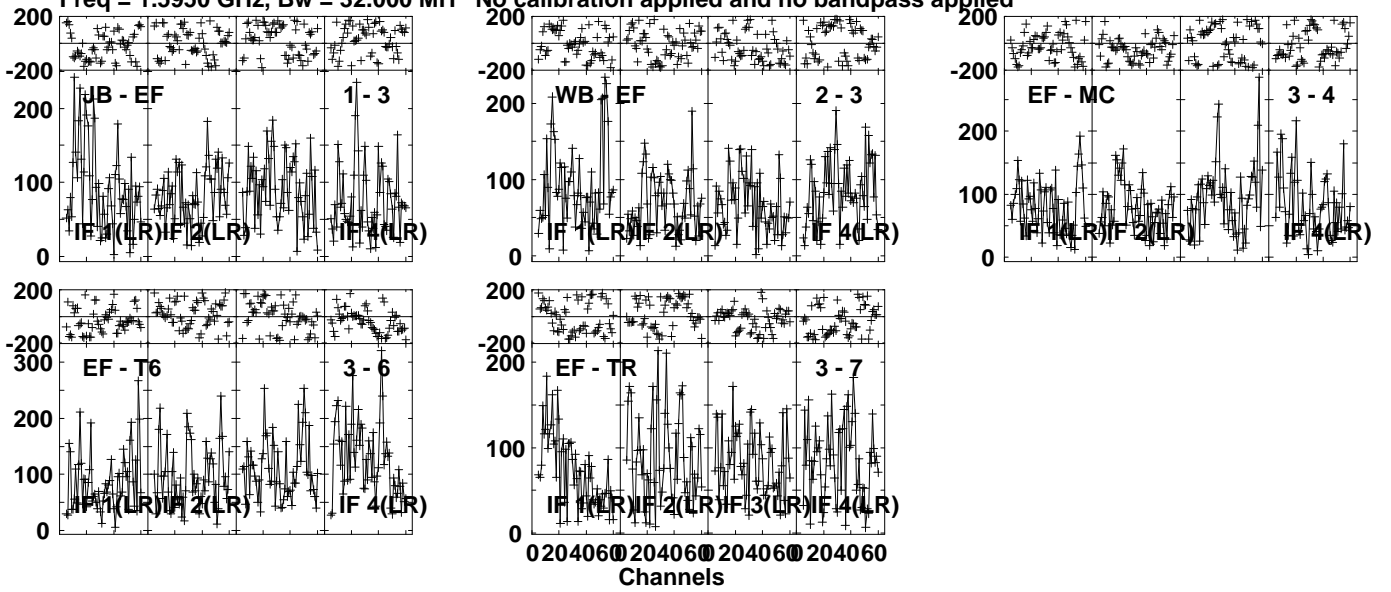
Lower frame: Micro Ampl Jy Top frame: Phas deg
Vector averaged cross-power spectrum Several baselines displayed
Timerange: 00/22:15:01 to 00/22:28:59

Plot file version 17 created 27-OCT-2023 23:38:28

NVSS0222 EV024I 3.UVDATA.1

Freq = 1.5950 GHz, Bw = 32.000 MH

No calibration applied and no bandpass applied

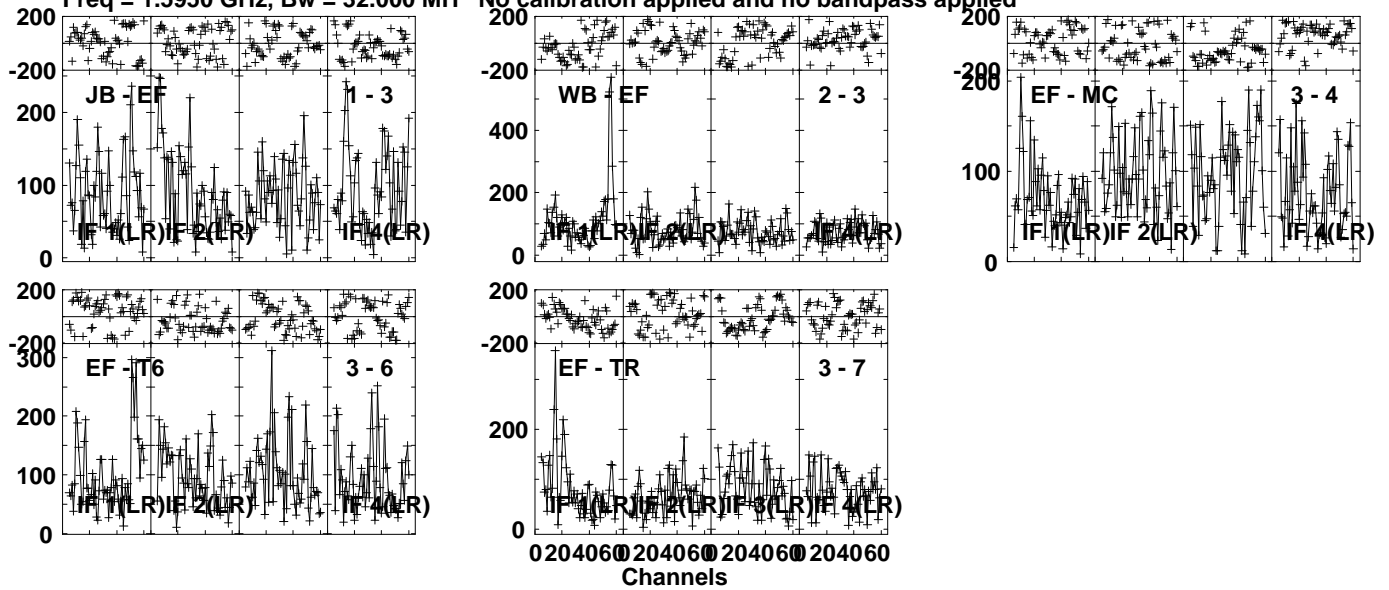


Lower frame: Micro Ampl Jy Top frame: Phas deg
Vector averaged cross-power spectrum Several baselines displayed
Timerange: 00/22:29:31 to 00/22:43:59

Plot file version 18 created 27-OCT-2023 23:38:29

NVSS0222 EV024I 3.UVDATA.1

Freq = 1.5950 GHz, Bw = 32.000 MH No calibration applied and no bandpass applied

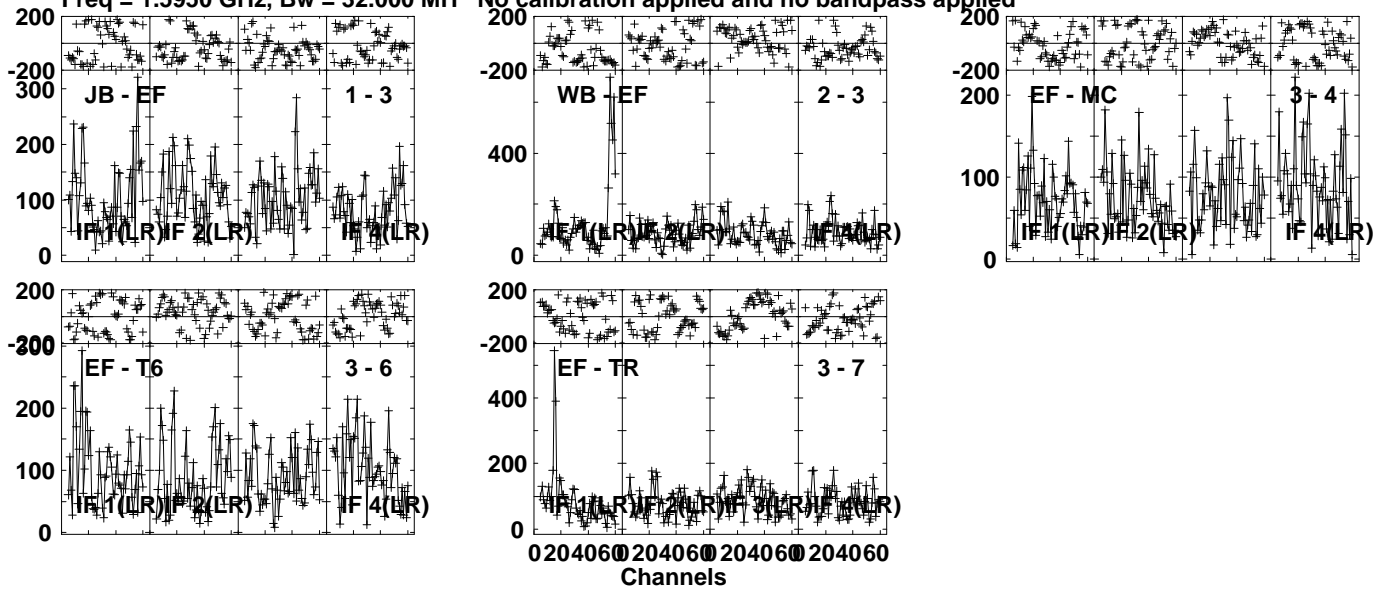


Lower frame: Micro Ampl Jy Top frame: Phas deg
Vector averaged cross-power spectrum Several baselines displayed
Timerange: 00/22:44:31 to 00/22:58:59

Plot file version 19 created 27-OCT-2023 23:38:29

NVSS0222 EV024I 3.UVDATA.1

Freq = 1.5950 GHz, Bw = 32.000 MH No calibration applied and no bandpass applied

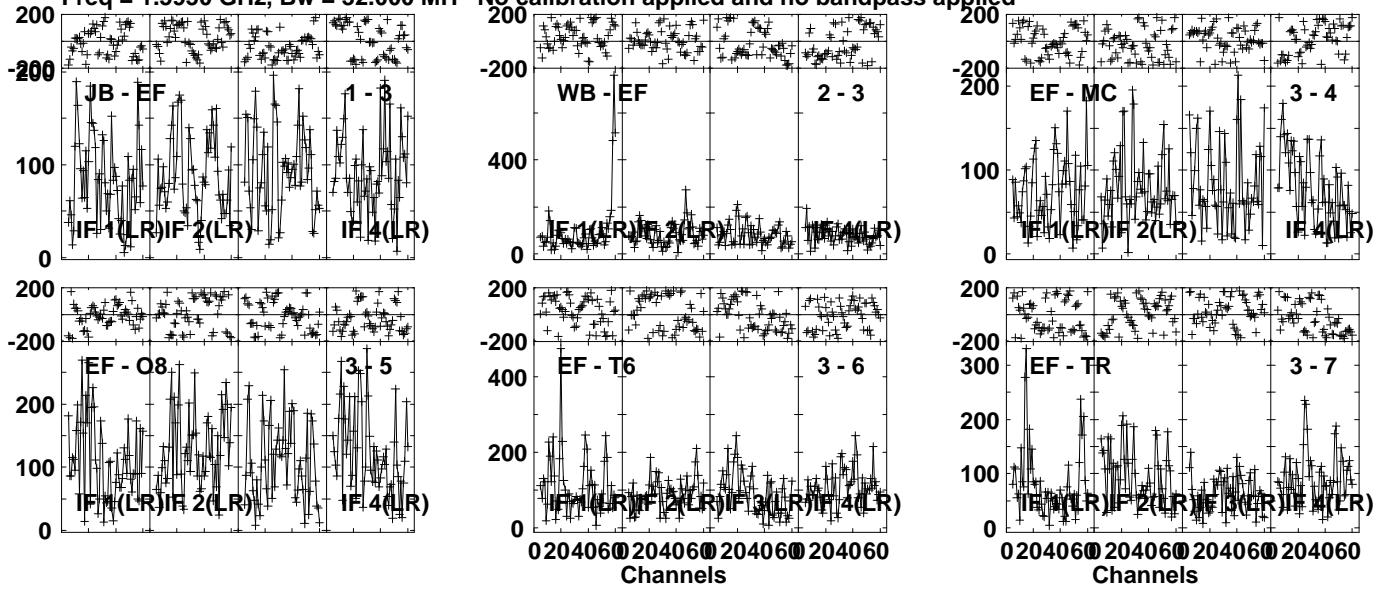


Lower frame: Micro Ampl Jy Top frame: Phas deg
Vector averaged cross-power spectrum Several baselines displayed
Timerange: 00/22:59:31 to 00/23:13:59

Plot file version 20 created 27-OCT-2023 23:38:29

NVSS0222 EV024I 3.UVDATA.1

Freq = 1.5950 GHz, Bw = 32.000 MH No calibration applied and no bandpass applied

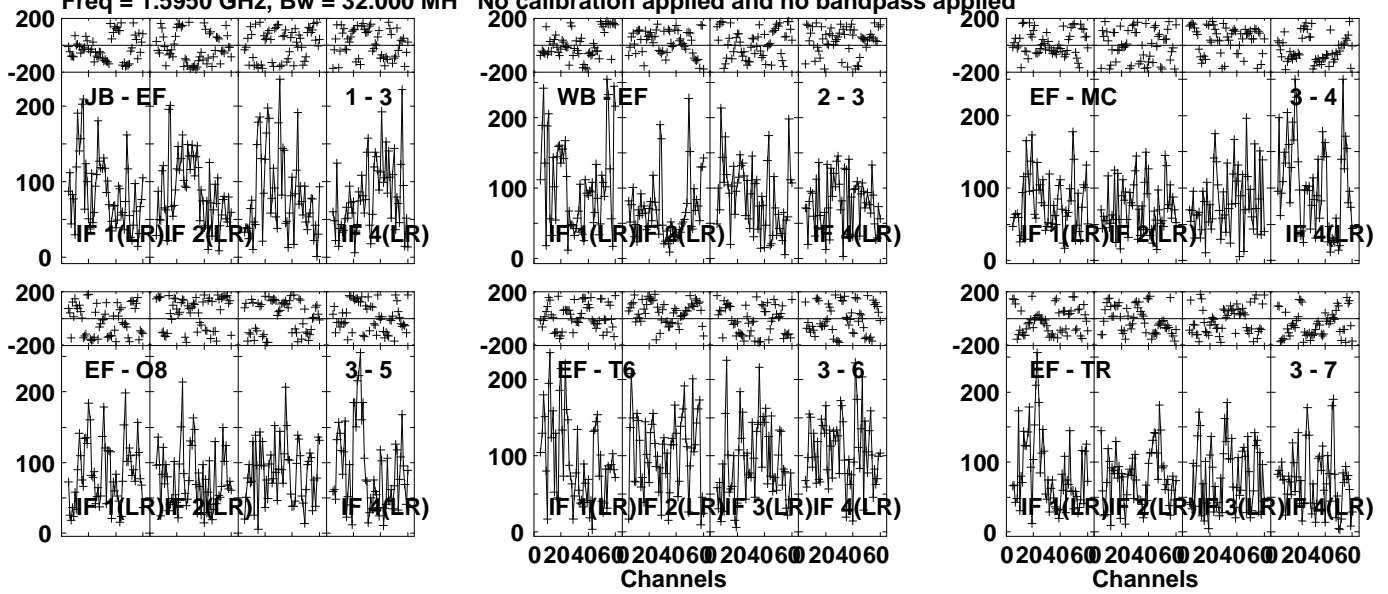


Lower frame: Micro Ampl Jy Top frame: Phas deg
Vector averaged cross-power spectrum Several baselines displayed
Timerange: 00/23:14:31 to 00/23:28:59

Plot file version 21 created 27-OCT-2023 23:38:30

NVSS0222 EV024I 3.UVDATA.1

Freq = 1.5950 GHz, Bw = 32.000 MH No calibration applied and no bandpass applied

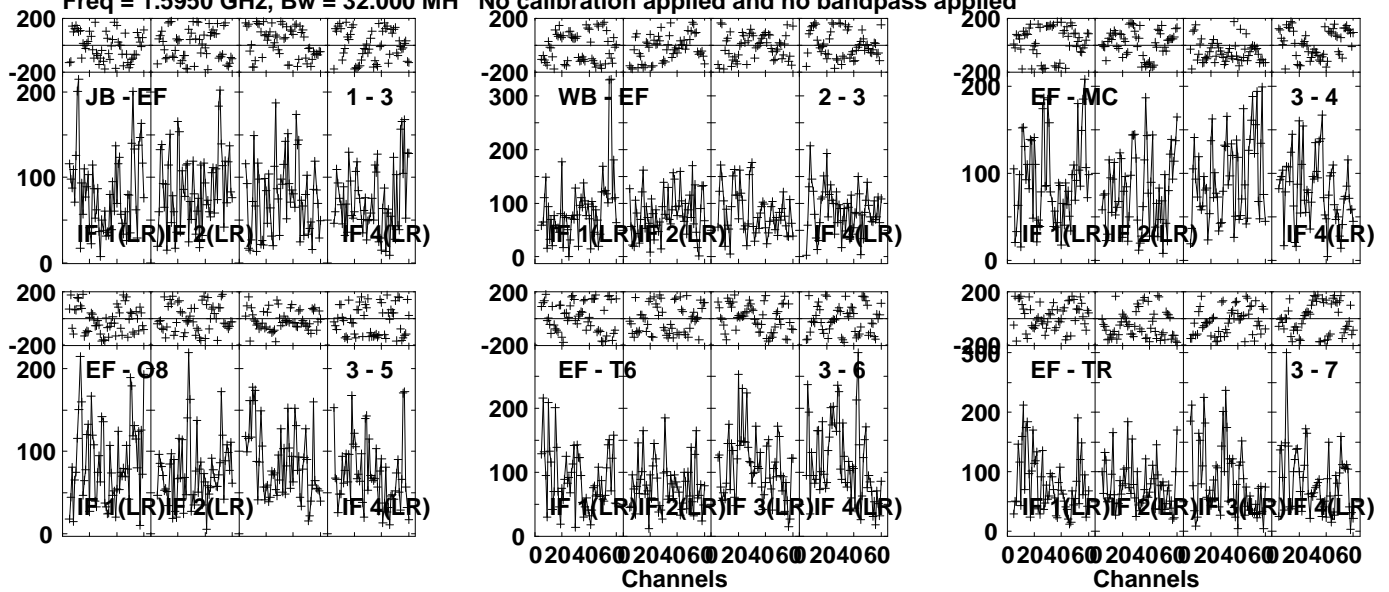


Lower frame: Micro Ampl Jy Top frame: Phas deg
Vector averaged cross-power spectrum Several baselines displayed
Timerange: 00/23:29:31 to 00/23:43:59

Plot file version 22 created 27-OCT-2023 23:38:30

NVSS0222 EV024I 3.UVDATA.1

Freq = 1.5950 GHz, Bw = 32.000 MH No calibration applied and no bandpass applied

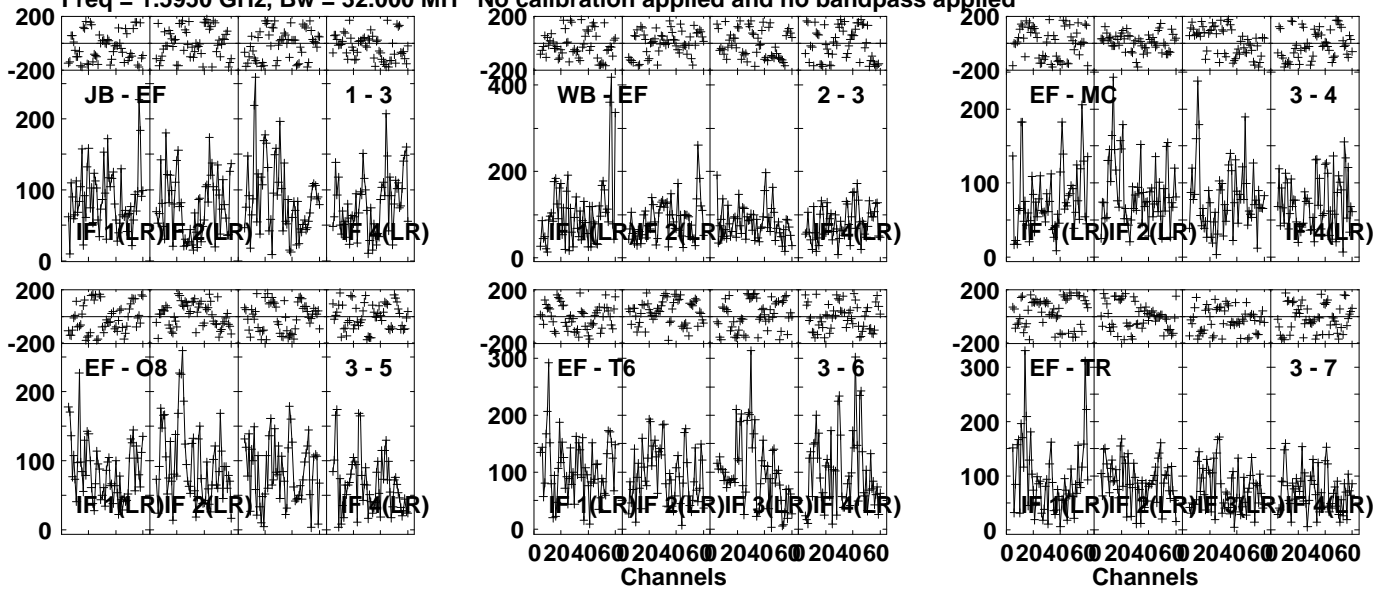


Lower frame: Micro Ampl Jy Top frame: Phas deg
Vector averaged cross-power spectrum Several baselines displayed
Timerange: 00/23:44:31 to 00/23:58:59

Plot file version 23 created 27-OCT-2023 23:38:30

NVSS0222 EV024I 3.UVDATA.1

Freq = 1.5950 GHz, Bw = 32.000 MH No calibration applied and no bandpass applied

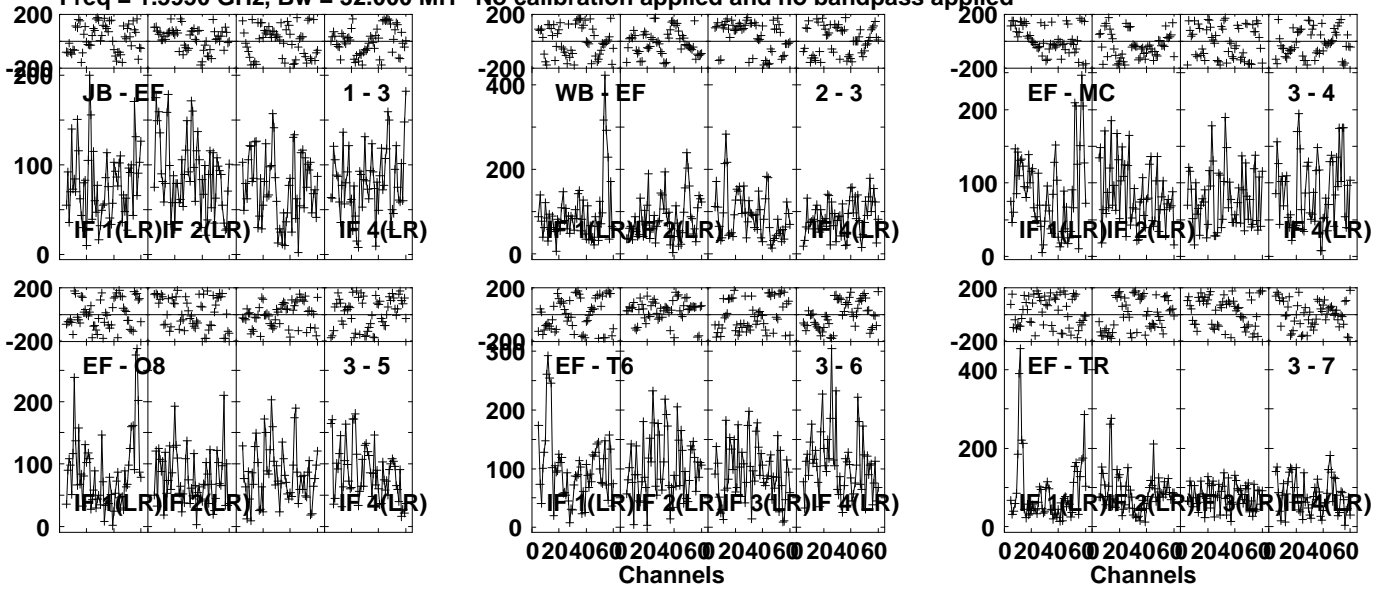


Lower frame: Micro Ampl Jy Top frame: Phas deg
Vector averaged cross-power spectrum Several baselines displayed
Timerange: 00/23:59:31 to 01/00:13:59

Plot file version 24 created 27-OCT-2023 23:38:31

NVSS0222 EV024I 3.UVDATA.1

Freq = 1.5950 GHz, Bw = 32.000 MH No calibration applied and no bandpass applied

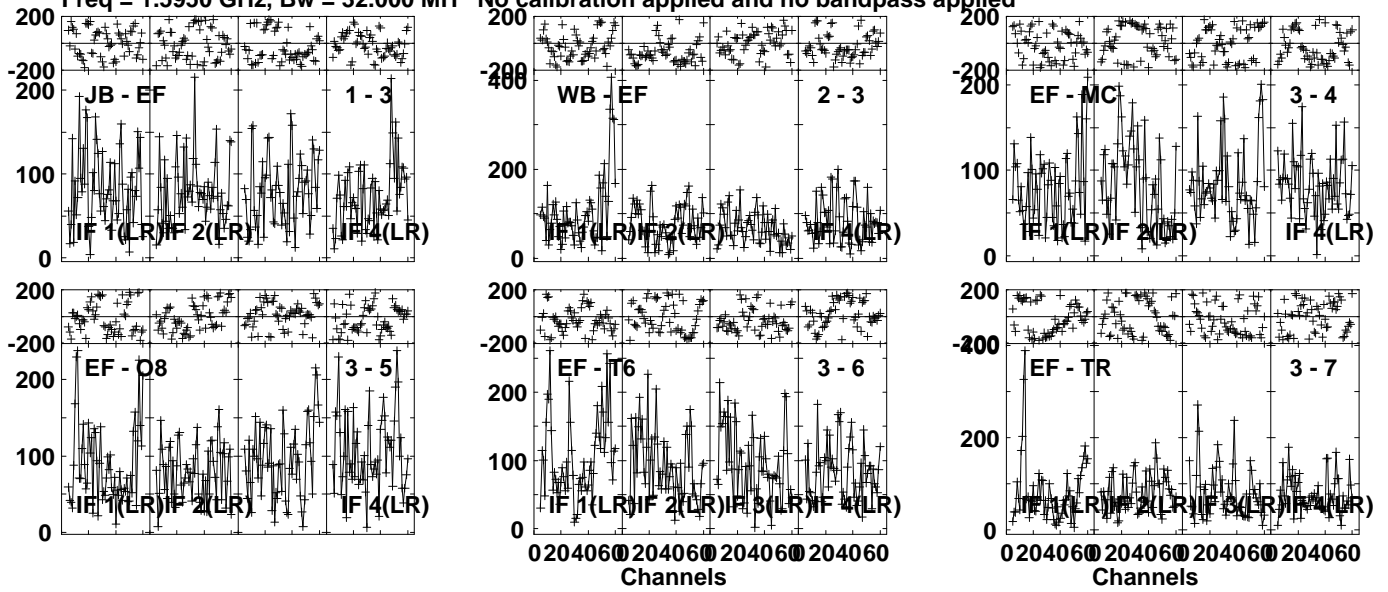


Lower frame: Micro Ampl Jy Top frame: Phas deg
Vector averaged cross-power spectrum Several baselines displayed
Timerange: 01/00:14:31 to 01/00:28:59

Plot file version 25 created 27-OCT-2023 23:38:31

NVSS0222 EV024I 3.UVDATA.1

Freq = 1.5950 GHz, Bw = 32.000 MH No calibration applied and no bandpass applied



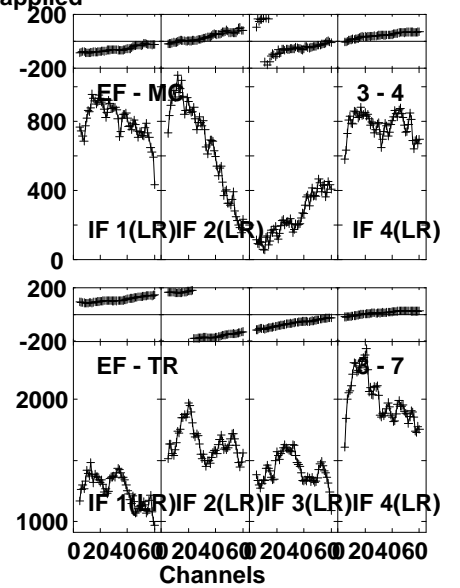
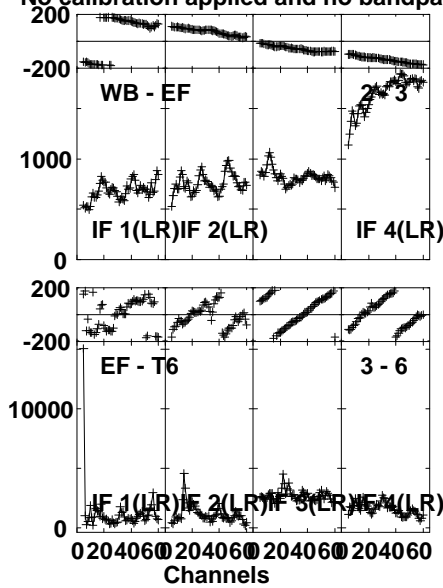
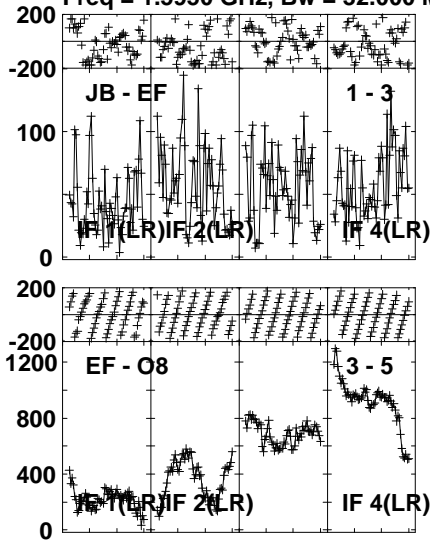
Lower frame: Micro Ampl Jy Top frame: Phas deg
Vector averaged cross-power spectrum Several baselines displayed
Timerange: 01/00:29:31 to 01/00:43:59

Plot file version 26 created 27-OCT-2023 23:38:31

0133+476 EV024I 3.UVDATA.1

Freq = 1.5950 GHz, Bw = 32.000 MH

No calibration applied and no bandpass applied



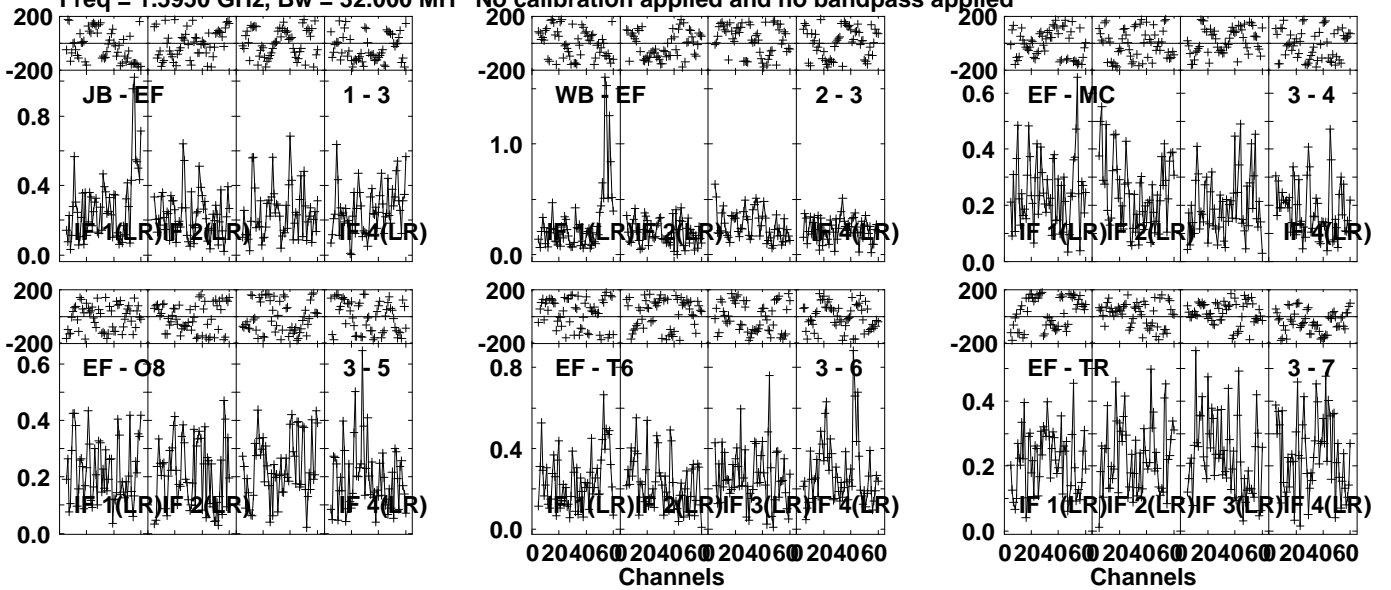
Lower frame: Micro Ampl Jy Top frame: Phas deg
Vector averaged cross-power spectrum Several baselines displayed
Timerange: 01/00:45:01 to 01/00:49:59

Plot file version 27 created 27-OCT-2023 23:38:31

NVSS0222 EV024I 3.UVDATA.1

Freq = 1.5950 GHz, Bw = 32.000 MH

No calibration applied and no bandpass applied

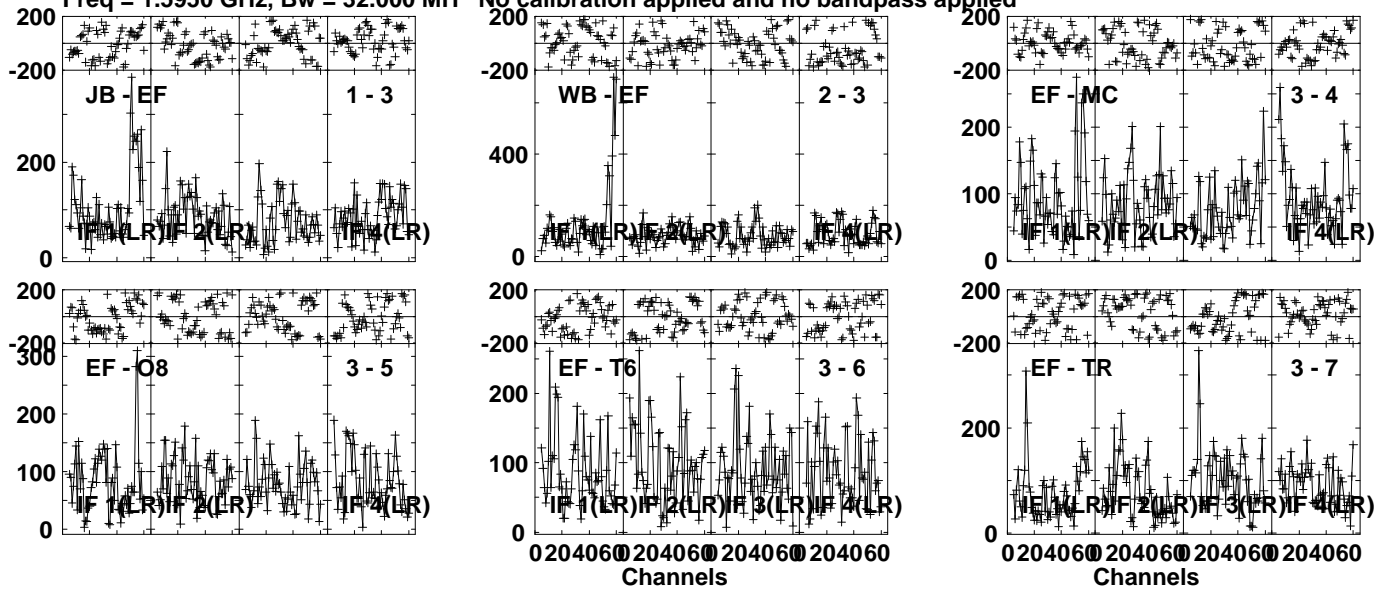


Lower frame: Milli Ampl Jy Top frame: Phas deg
Vector averaged cross-power spectrum Several baselines displayed
Timerange: 01/00:51:01 to 01/01:04:59

Plot file version 28 created 27-OCT-2023 23:38:32

NVSS0222 EV024I 3.UVDATA.1

Freq = 1.5950 GHz, Bw = 32.000 MH No calibration applied and no bandpass applied



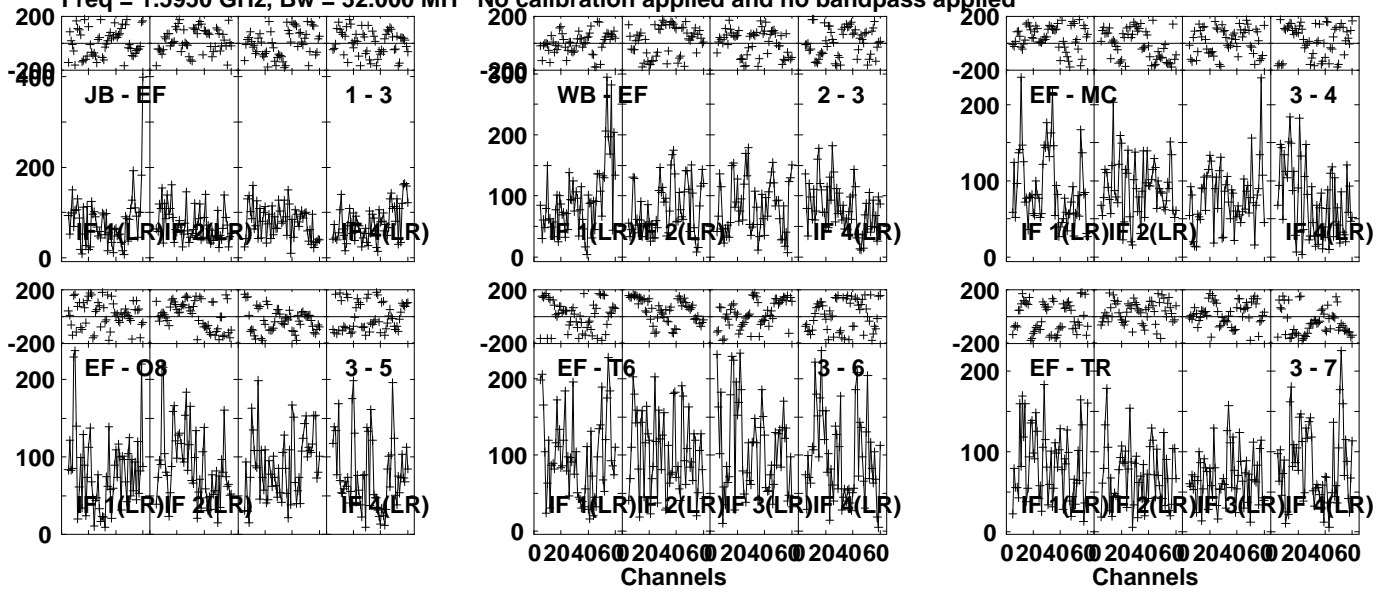
Lower frame: Micro Ampl Jy Top frame: Phas deg
Vector averaged cross-power spectrum Several baselines displayed
Timerange: 01/01:05:31 to 01/01:19:59

Plot file version 29 created 27-OCT-2023 23:38:32

NVSS0222 EV024I 3.UVDATA.1

Freq = 1.5950 GHz, Bw = 32.000 MH

No calibration applied and no bandpass applied



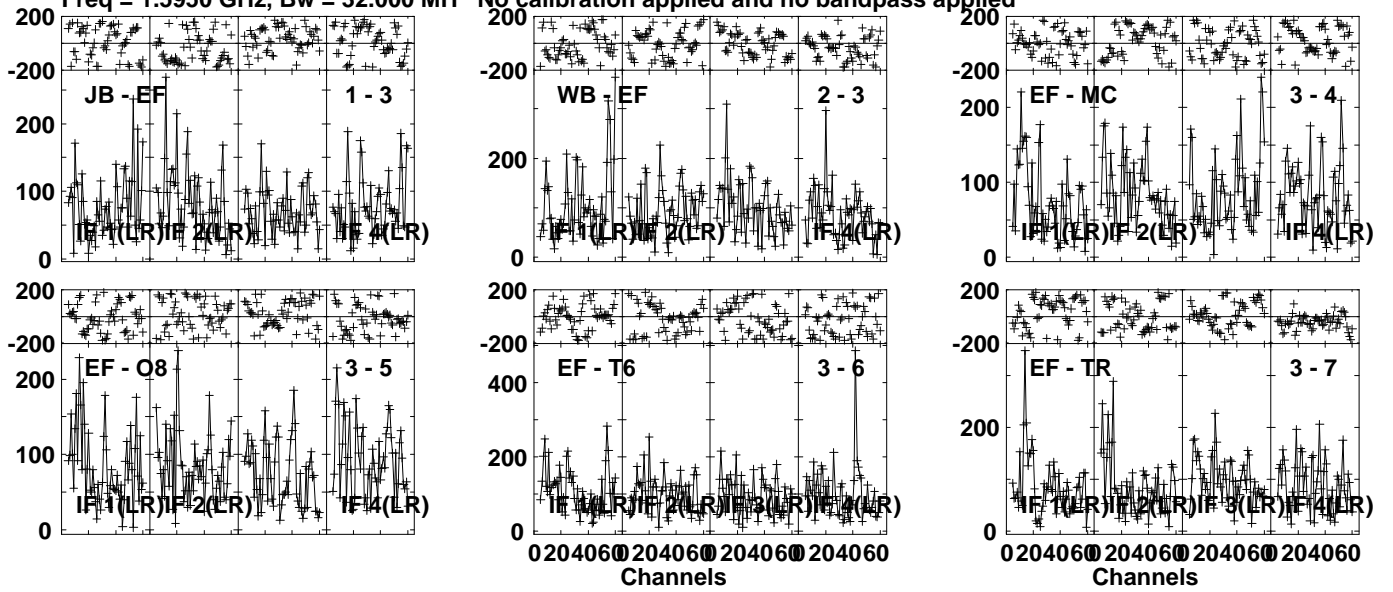
Lower frame: Micro Ampl Jy Top frame: Phas deg
Vector averaged cross-power spectrum Several baselines displayed
Timerange: 01/01:20:31 to 01/01:34:59

Plot file version 30 created 27-OCT-2023 23:38:32

NVSS0222 EV024I 3.UVDATA.1

Freq = 1.5950 GHz, Bw = 32.000 MH

No calibration applied and no bandpass applied



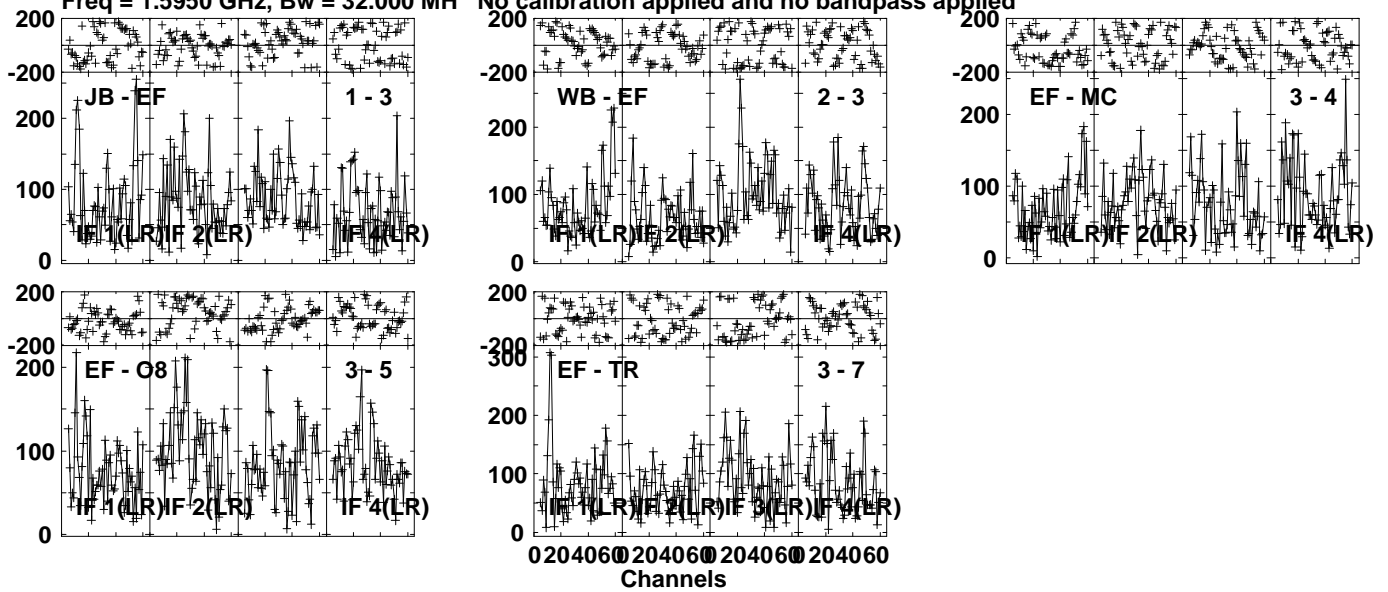
Lower frame: Micro Ampl Jy Top frame: Phas deg
Vector averaged cross-power spectrum Several baselines displayed
Timerange: 01/01:35:31 to 01/01:49:59

Plot file version 31 created 27-OCT-2023 23:38:33

NVSS0222 EV024I 3.UVDATA.1

Freq = 1.5950 GHz, Bw = 32.000 MH

No calibration applied and no bandpass applied



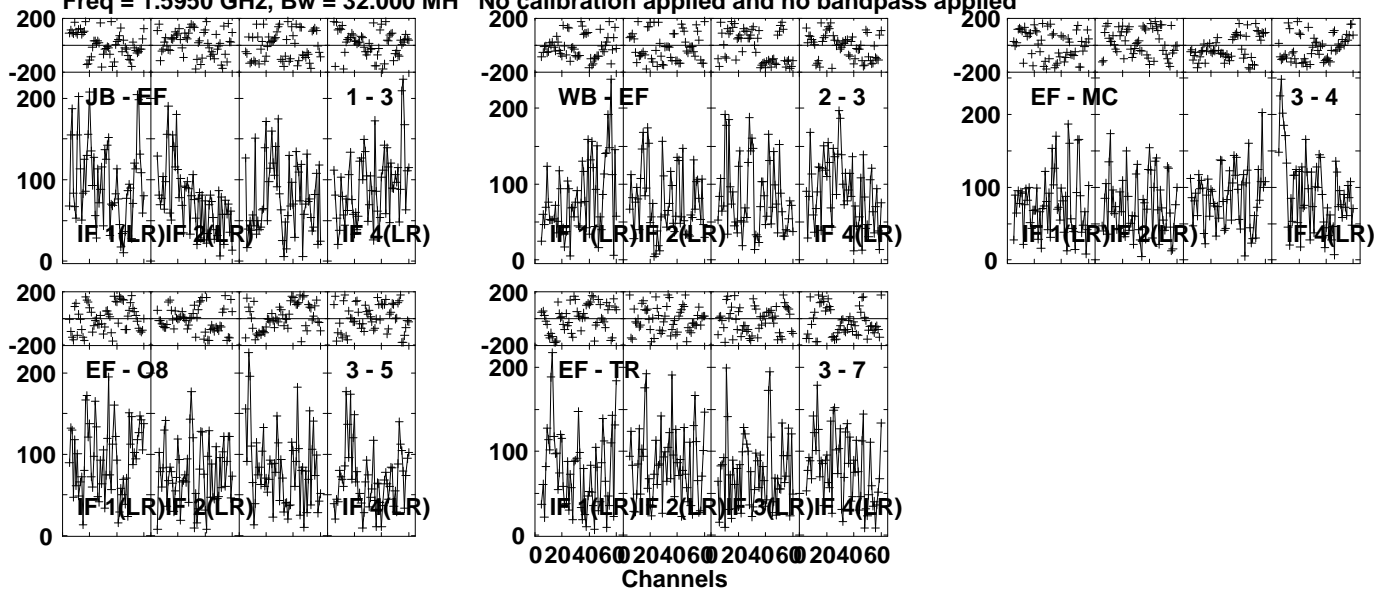
Lower frame: Micro Ampl Jy Top frame: Phas deg
Vector averaged cross-power spectrum Several baselines displayed
Timerange: 01/01:50:31 to 01/02:04:59

Plot file version 32 created 27-OCT-2023 23:38:33

NVSS0222 EV024I 3.UVDATA.1

Freq = 1.5950 GHz, Bw = 32.000 MH

No calibration applied and no bandpass applied

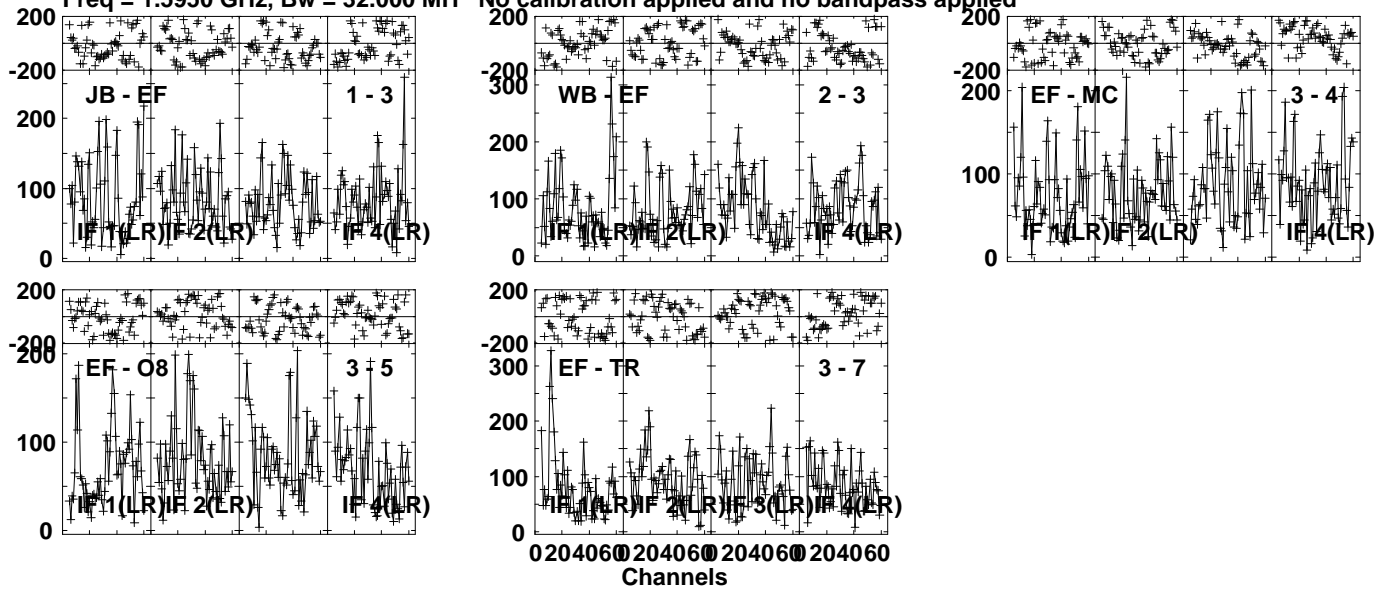


Lower frame: Micro Ampl Jy Top frame: Phas deg
Vector averaged cross-power spectrum Several baselines displayed
Timerange: 01/02:05:31 to 01/02:19:59

Plot file version 33 created 27-OCT-2023 23:38:33

NVSS0222 EV024I 3.UVDATA.1

Freq = 1.5950 GHz, Bw = 32.000 MH No calibration applied and no bandpass applied



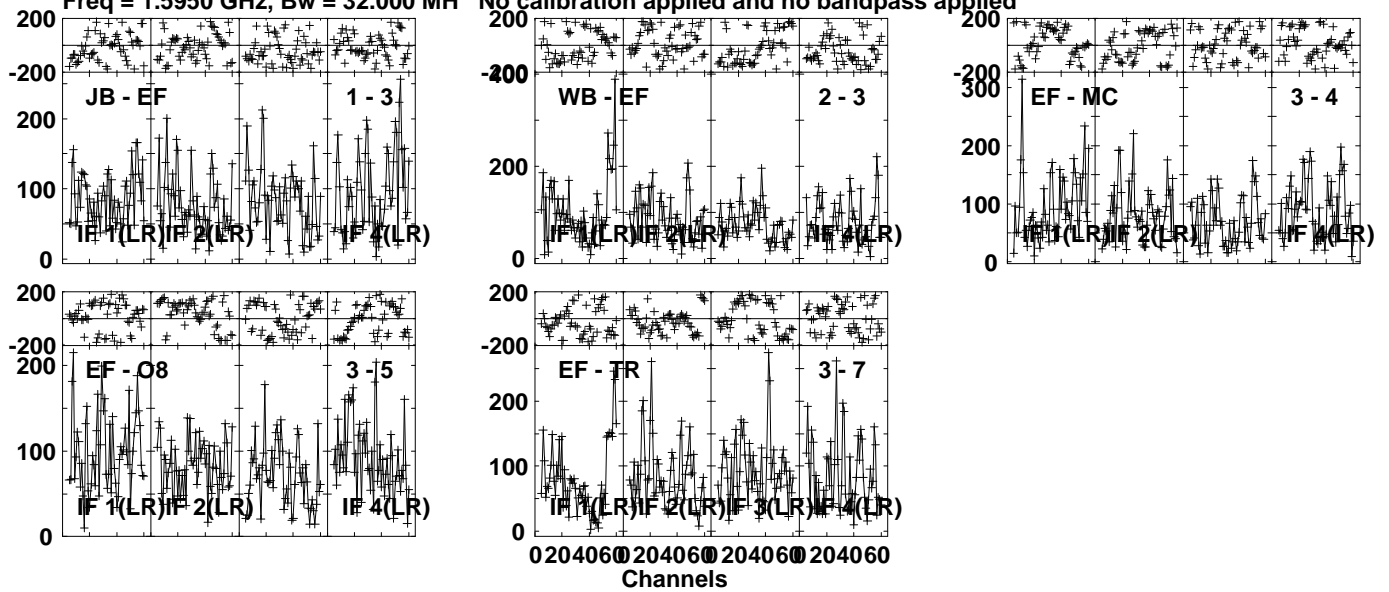
Lower frame: Micro Ampl Jy Top frame: Phas deg
Vector averaged cross-power spectrum Several baselines displayed
Timerange: 01/02:20:31 to 01/02:34:59

Plot file version 34 created 27-OCT-2023 23:38:34

NVSS0222 EV024I 3.UVDATA.1

Freq = 1.5950 GHz, Bw = 32.000 MH

No calibration applied and no bandpass applied



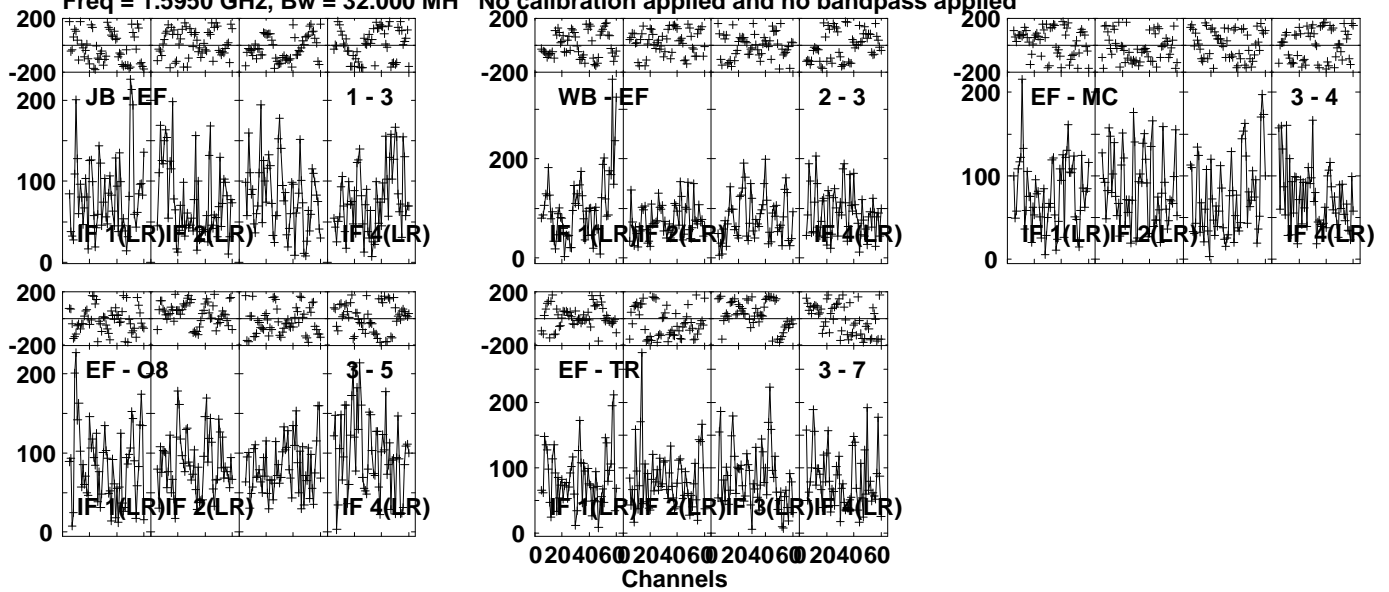
Lower frame: Micro Ampl Jy Top frame: Phas deg
Vector averaged cross-power spectrum Several baselines displayed
Timerange: 01/02:35:31 to 01/02:49:59

Plot file version 35 created 27-OCT-2023 23:38:34

NVSS0222 EV024I 3.UVDATA.1

Freq = 1.5950 GHz, Bw = 32.000 MH

No calibration applied and no bandpass applied



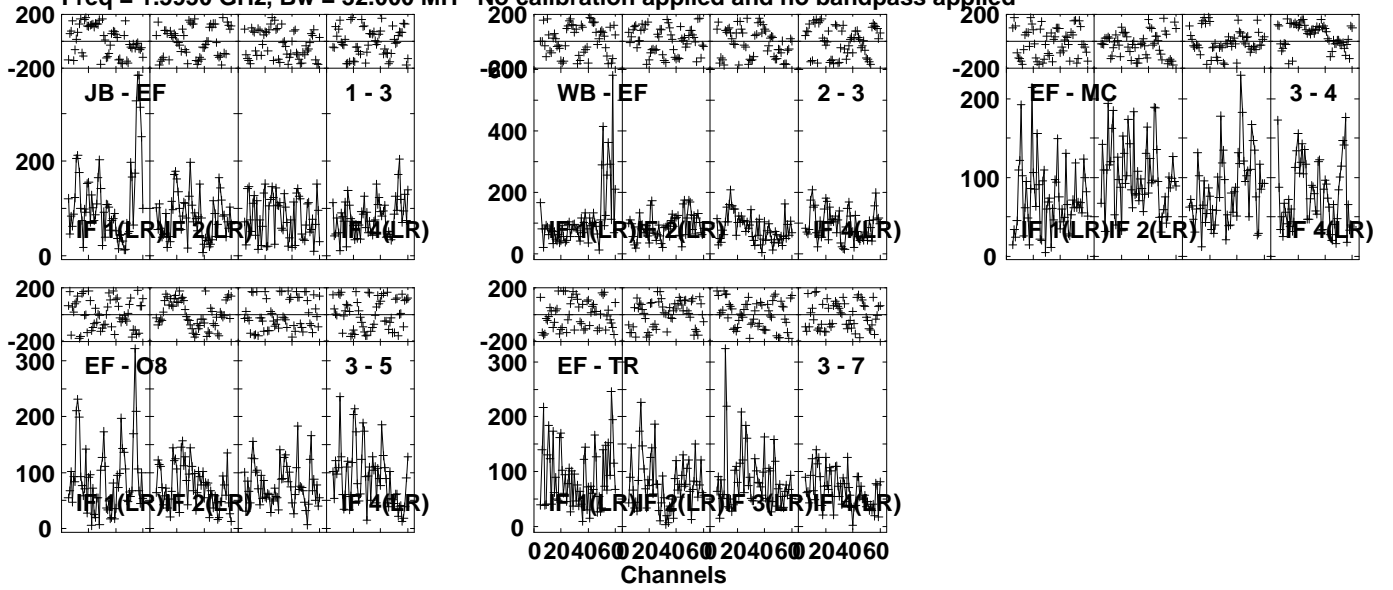
Lower frame: Micro Ampl Jy Top frame: Phas deg
Vector averaged cross-power spectrum Several baselines displayed
Timerange: 01/02:50:31 to 01/03:04:59

Plot file version 36 created 27-OCT-2023 23:38:34

NVSS0222 EV024I 3.UVDATA.1

Freq = 1.5950 GHz, Bw = 32.000 MH

No calibration applied and no bandpass applied



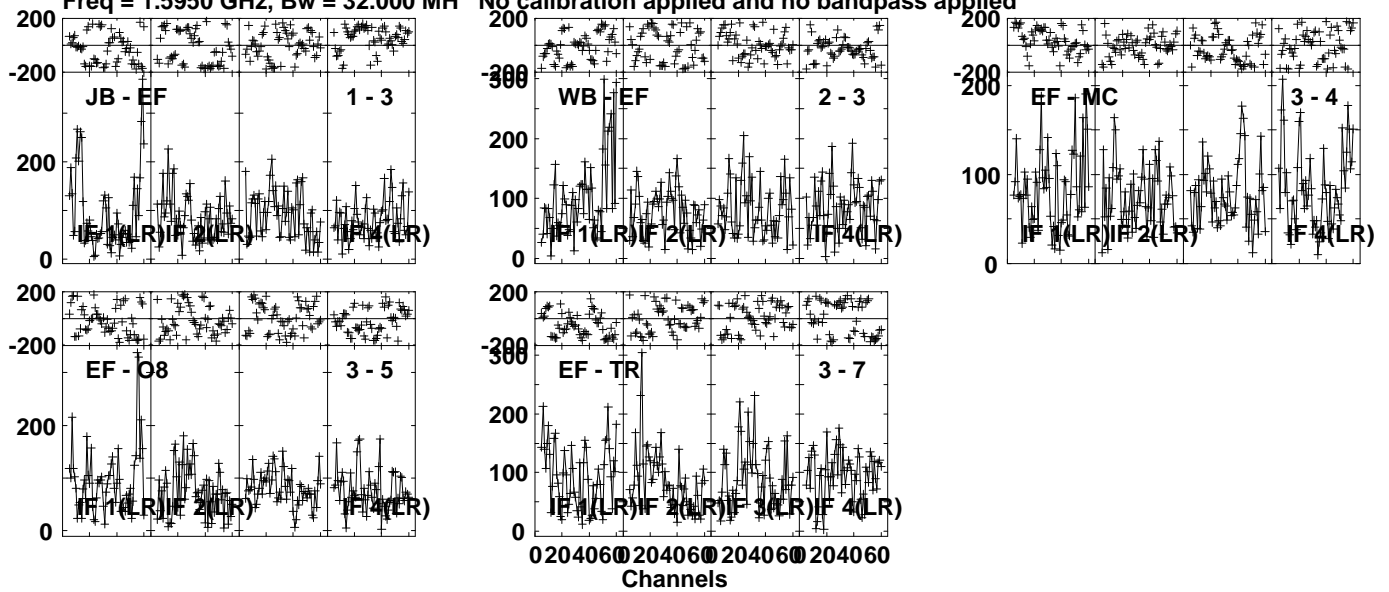
Lower frame: Micro Ampl Jy Top frame: Phas deg
Vector averaged cross-power spectrum Several baselines displayed
Timerange: 01/03:05:31 to 01/03:19:59

Plot file version 37 created 27-OCT-2023 23:38:34

NVSS0222 EV024I 3.UVDATA.1

Freq = 1.5950 GHz, Bw = 32.000 MH

No calibration applied and no bandpass applied



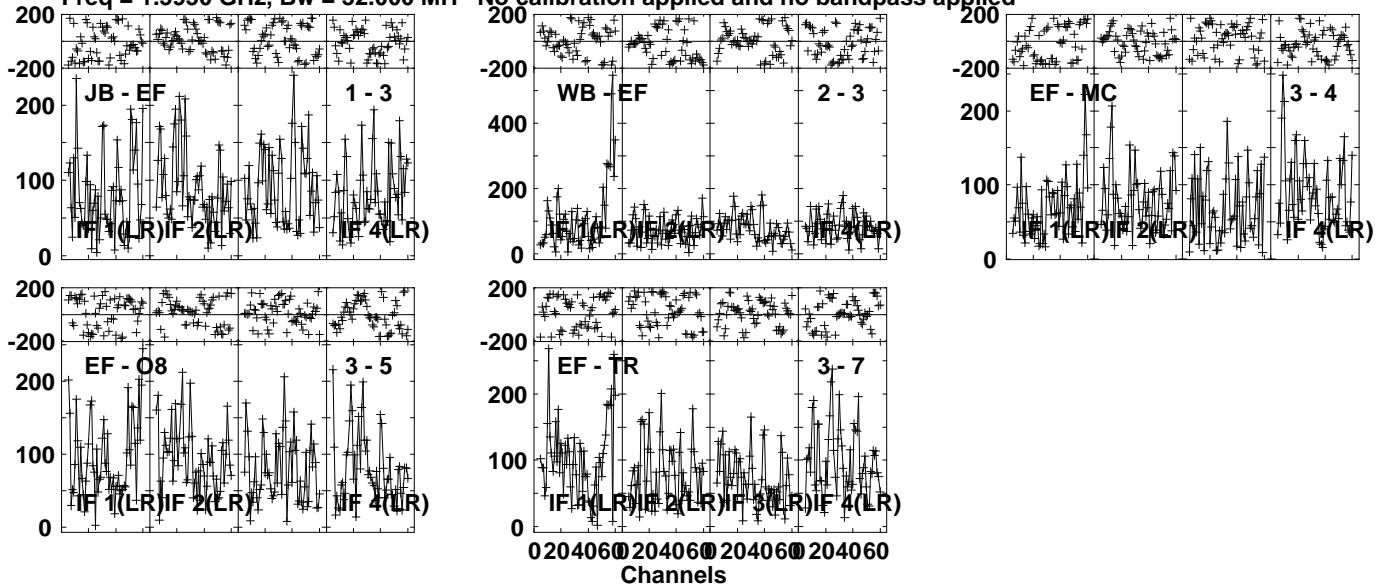
Lower frame: Micro Ampl Jy Top frame: Phas deg
Vector averaged cross-power spectrum Several baselines displayed
Timerange: 01/03:20:31 to 01/03:34:59

Plot file version 38 created 27-OCT-2023 23:38:35

NVSS0222 EV024I 3.UVDATA.1

Freq = 1.5950 GHz, Bw = 32.000 MH

No calibration applied and no bandpass applied

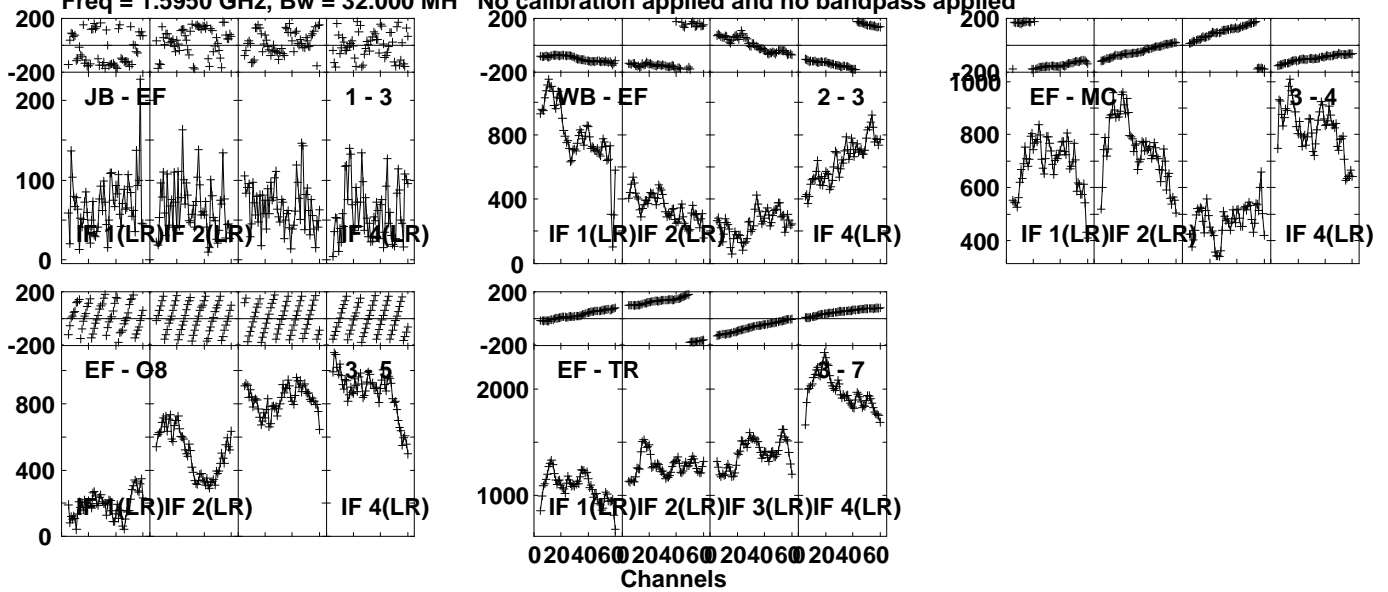


Lower frame: Micro Ampl Jy Top frame: Phas deg
Vector averaged cross-power spectrum Several baselines displayed
Timerange: 01/03:35:31 to 01/03:49:59

Plot file version 39 created 27-OCT-2023 23:38:35

0133+476 EV024I 3.UVDATA.1

Freq = 1.5950 GHz, Bw = 32.000 MH No calibration applied and no bandpass applied



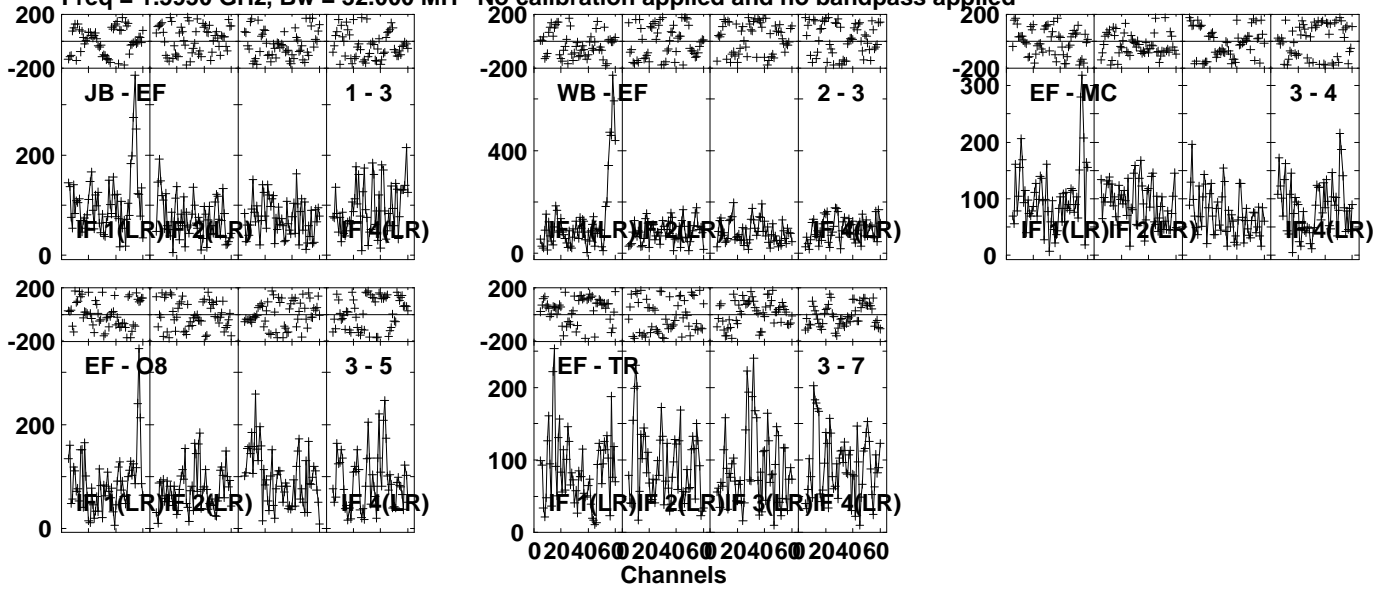
Lower frame: Micro Ampl Jy Top frame: Phas deg
Vector averaged cross-power spectrum Several baselines displayed
Timerange: 01/03:51:01 to 01/03:54:59

Plot file version 40 created 27-OCT-2023 23:38:35

NVSS0222 EV024I 3.UVDATA.1

Freq = 1.5950 GHz, Bw = 32.000 MH

No calibration applied and no bandpass applied



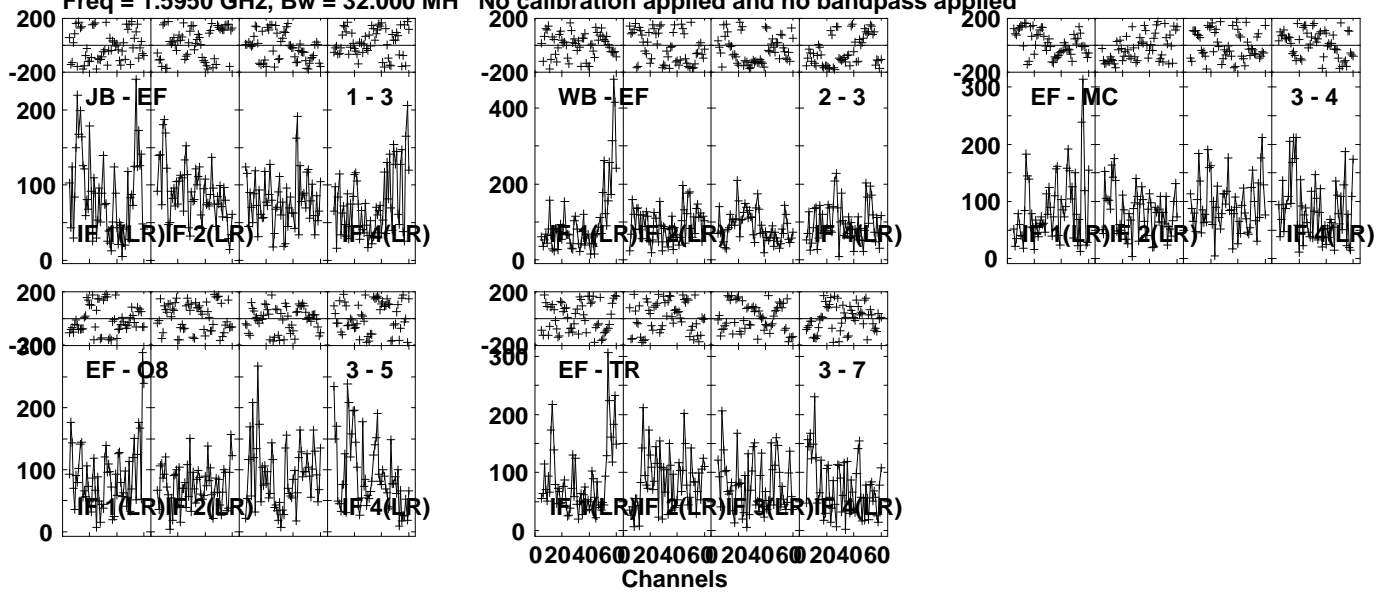
Lower frame: Micro Ampl Jy Top frame: Phas deg
Vector averaged cross-power spectrum Several baselines displayed
Timerange: 01/03:56:01 to 01/04:09:59

Plot file version 41 created 27-OCT-2023 23:38:35

NVSS0222 EV024I 3.UVDATA.1

Freq = 1.5950 GHz, Bw = 32.000 MH

No calibration applied and no bandpass applied



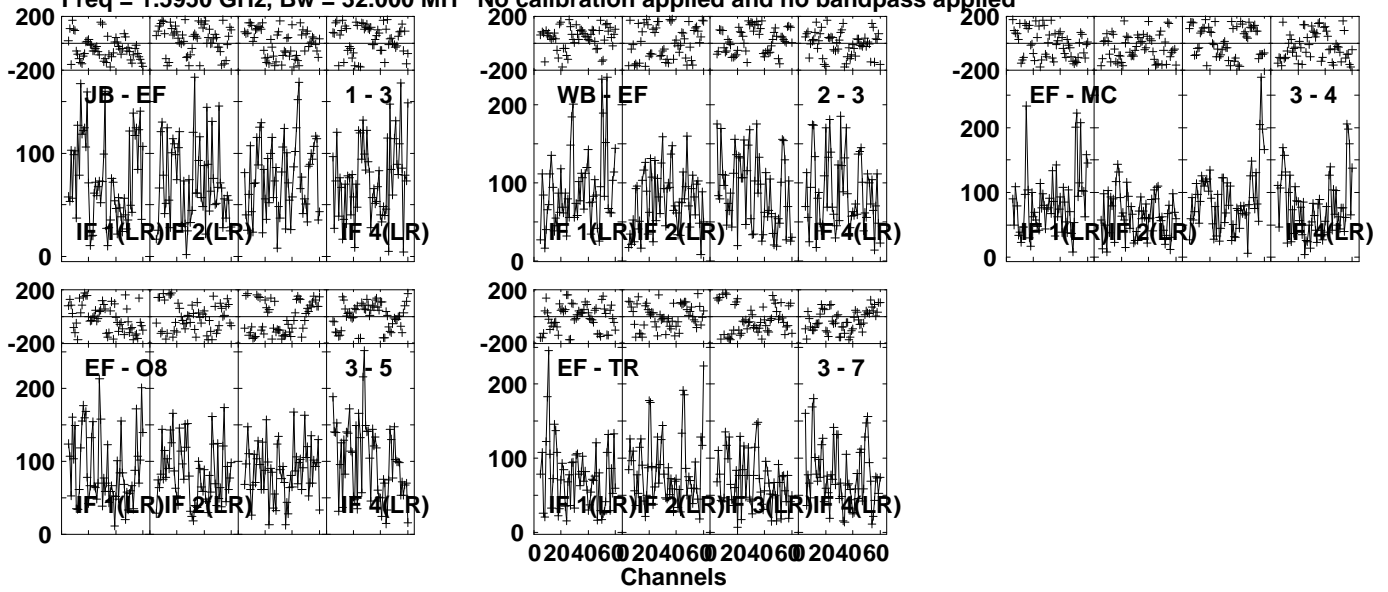
Lower frame: Micro Ampl Jy Top frame: Phas deg
Vector averaged cross-power spectrum Several baselines displayed
Timerange: 01/04:10:31 to 01/04:24:59

Plot file version 42 created 27-OCT-2023 23:38:36

NVSS0222 EV024I 3.UVDATA.1

Freq = 1.5950 GHz, Bw = 32.000 MH

No calibration applied and no bandpass applied



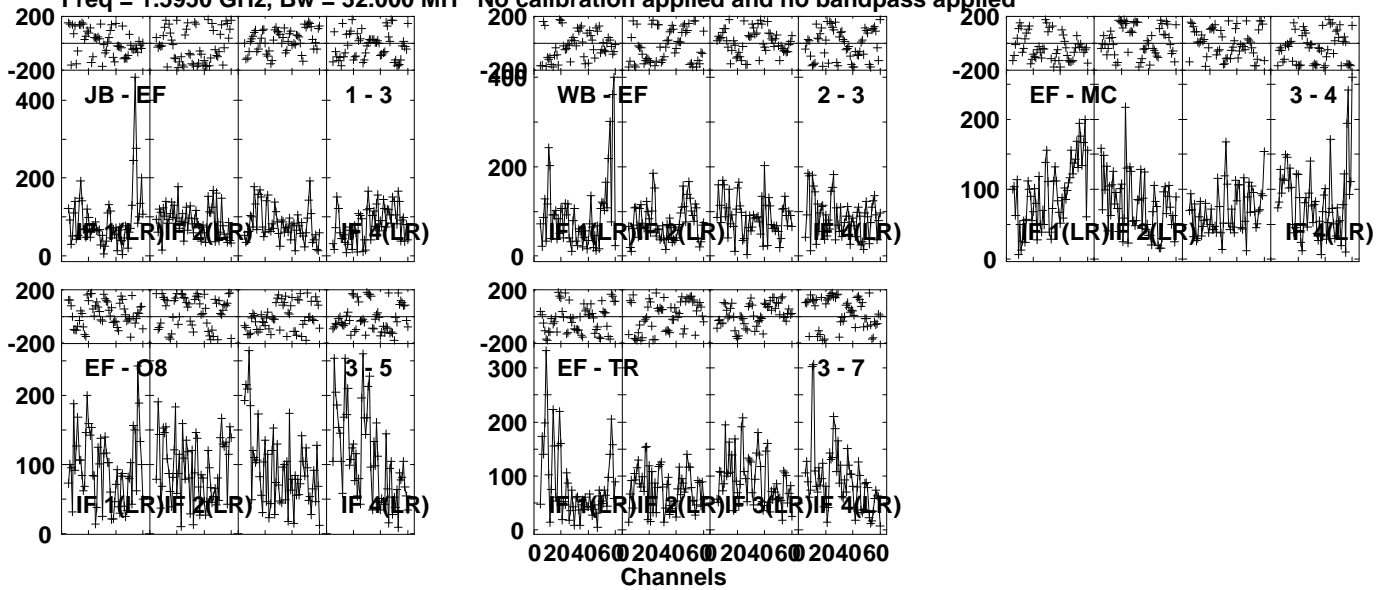
Lower frame: Micro Ampl Jy Top frame: Phas deg
Vector averaged cross-power spectrum Several baselines displayed
Timerange: 01/04:25:31 to 01/04:39:59

Plot file version 43 created 27-OCT-2023 23:38:36

NVSS0222 EV024I 3.UVDATA.1

Freq = 1.5950 GHz, Bw = 32.000 MH

No calibration applied and no bandpass applied

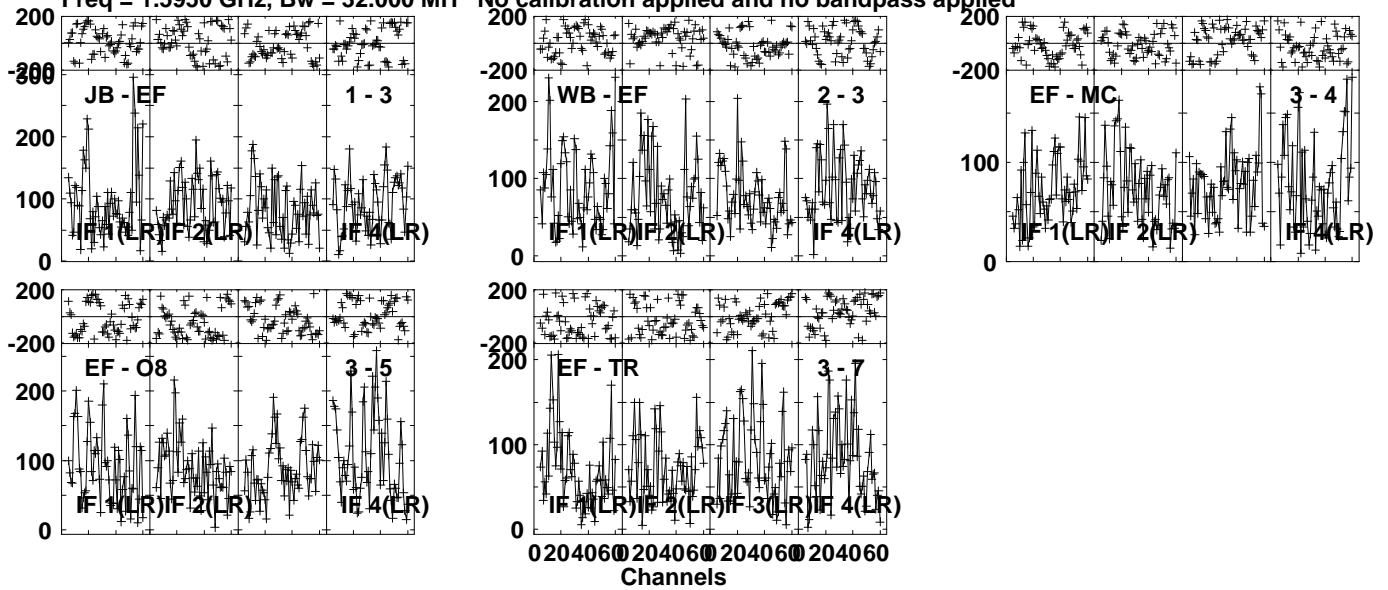


Lower frame: Micro Ampl Jy Top frame: Phas deg
Vector averaged cross-power spectrum Several baselines displayed
Timerange: 01/04:40:31 to 01/04:54:59

Plot file version 44 created 27-OCT-2023 23:38:36

NVSS0222 EV024I 3.UVDATA.1

Freq = 1.5950 GHz, Bw = 32.000 MH No calibration applied and no bandpass applied



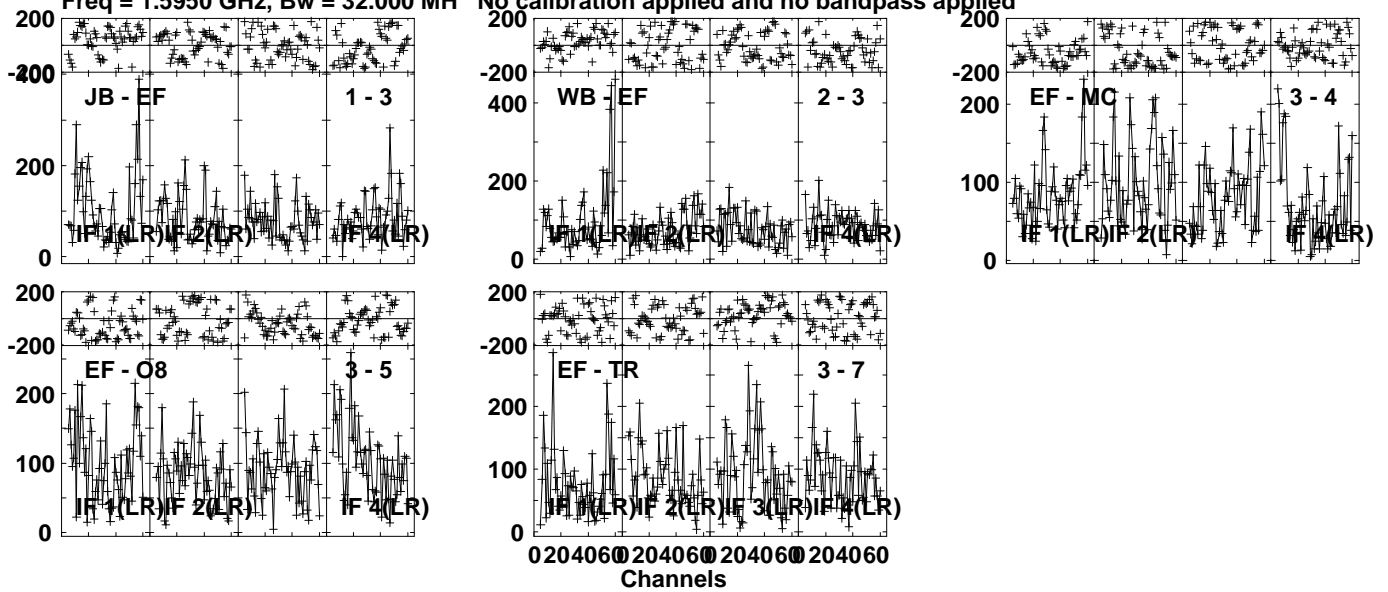
Lower frame: Micro Ampl Jy Top frame: Phas deg
Vector averaged cross-power spectrum Several baselines displayed
Timerange: 01/04:55:31 to 01/05:09:59

Plot file version 45 created 27-OCT-2023 23:38:36

NVSS0222 EV024I 3.UVDATA.1

Freq = 1.5950 GHz, Bw = 32.000 MH

No calibration applied and no bandpass applied



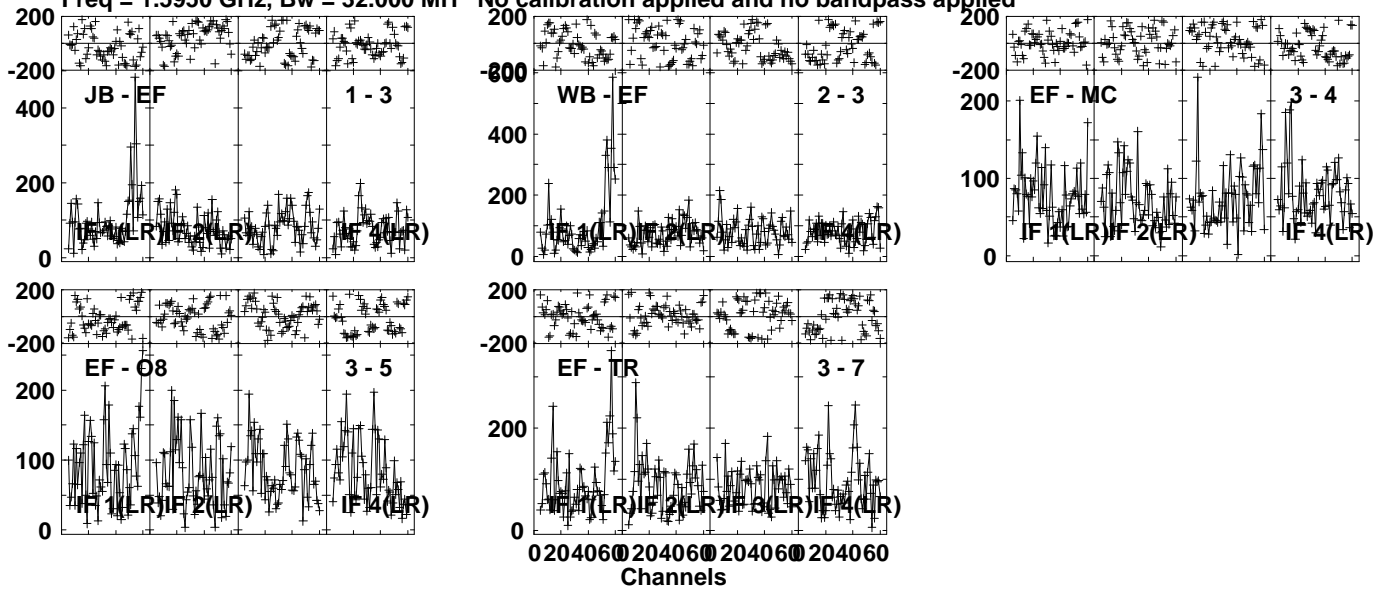
Lower frame: Micro Ampl Jy Top frame: Phas deg
Vector averaged cross-power spectrum Several baselines displayed
Timerange: 01/05:10:31 to 01/05:24:59

Plot file version 46 created 27-OCT-2023 23:38:37

NVSS0222 EV024I 3.UVDATA.1

Freq = 1.5950 GHz, Bw = 32.000 MH

No calibration applied and no bandpass applied



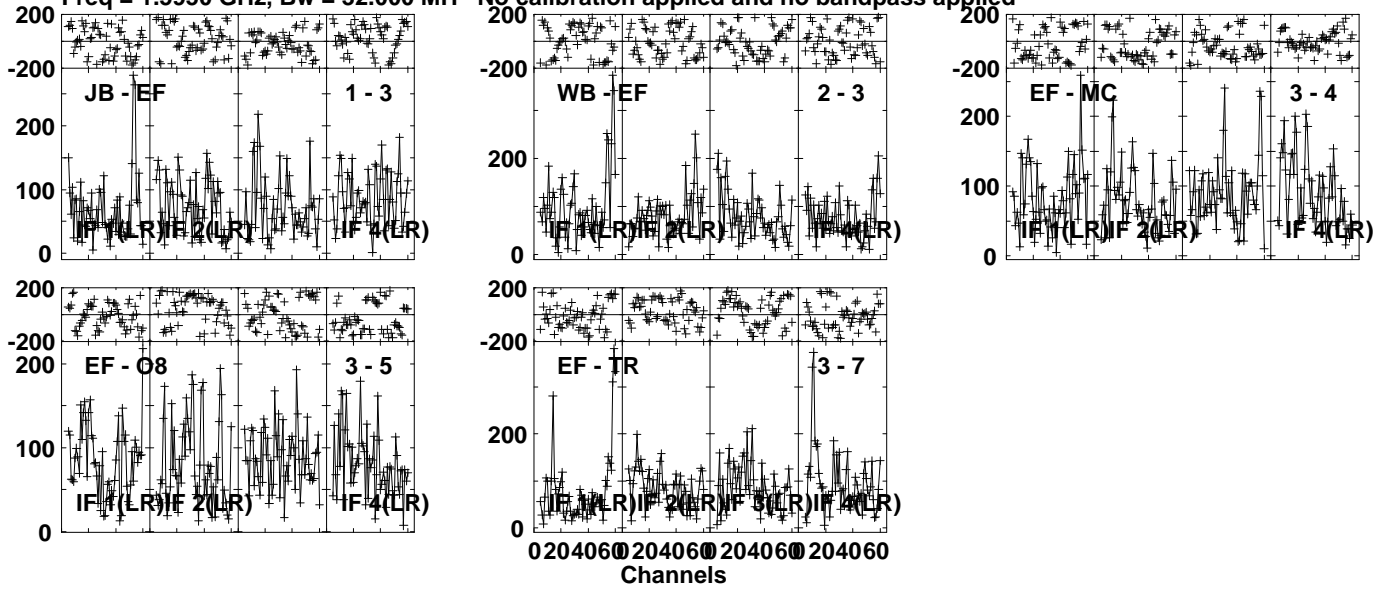
Lower frame: Micro Ampl Jy Top frame: Phas deg
Vector averaged cross-power spectrum Several baselines displayed
Timerange: 01/05:25:31 to 01/05:39:59

Plot file version 47 created 27-OCT-2023 23:38:37

NVSS0222 EV024I 3.UVDATA.1

Freq = 1.5950 GHz, Bw = 32.000 MH

No calibration applied and no bandpass applied



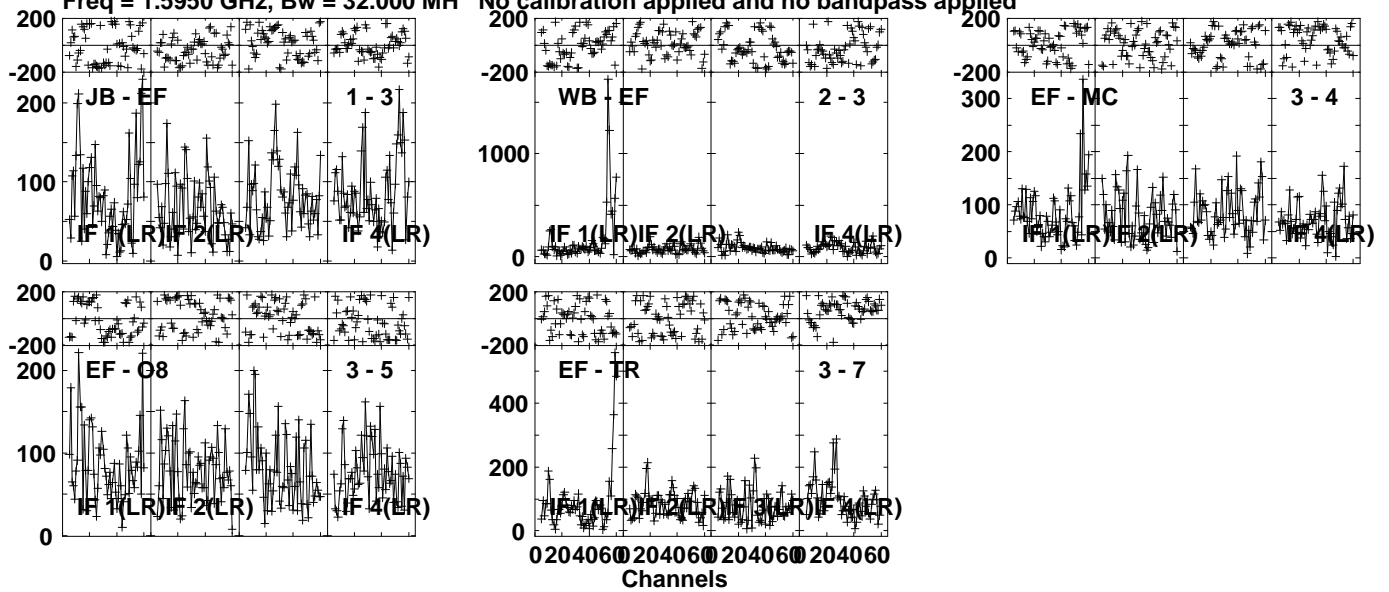
Lower frame: Micro Ampl Jy Top frame: Phas deg
Vector averaged cross-power spectrum Several baselines displayed
Timerange: 01/05:40:31 to 01/05:54:59

Plot file version 48 created 27-OCT-2023 23:38:37

NVSS0222 EV024I 3.UVDATA.1

Freq = 1.5950 GHz, Bw = 32.000 MH

No calibration applied and no bandpass applied



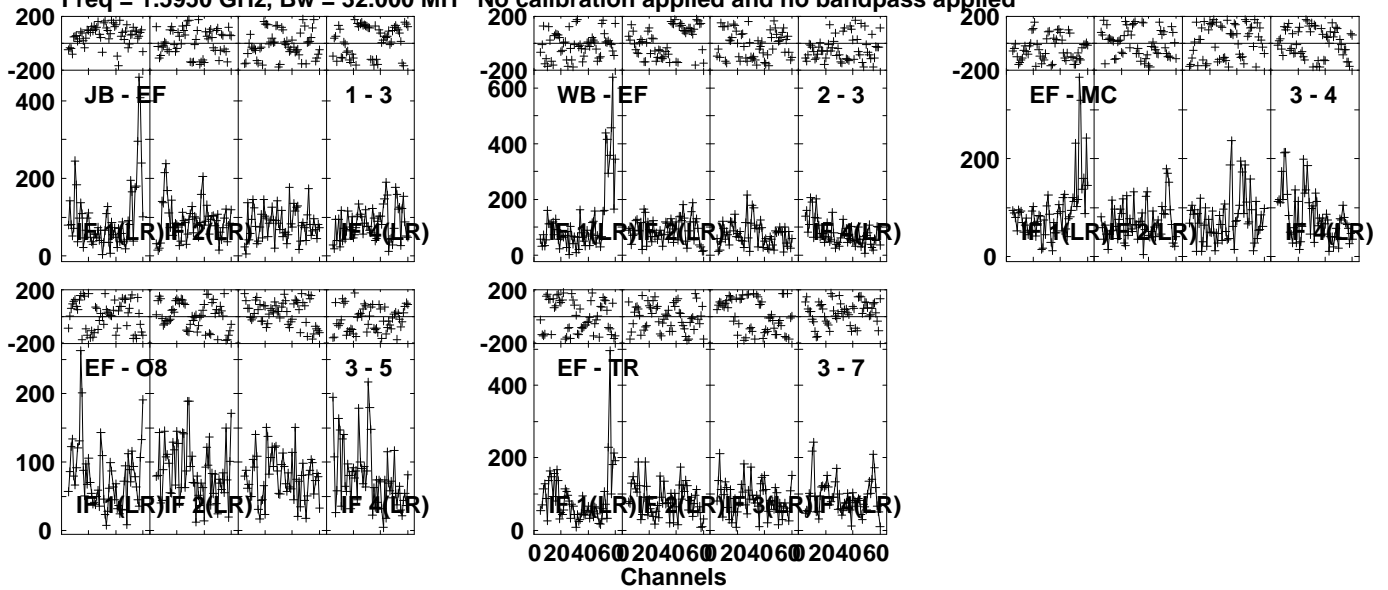
Lower frame: Micro Ampl Jy Top frame: Phas deg
Vector averaged cross-power spectrum Several baselines displayed
Timerange: 01/05:55:31 to 01/06:09:59

Plot file version 49 created 27-OCT-2023 23:38:37

NVSS0222 EV024I 3.UVDATA.1

Freq = 1.5950 GHz, Bw = 32.000 MH

No calibration applied and no bandpass applied



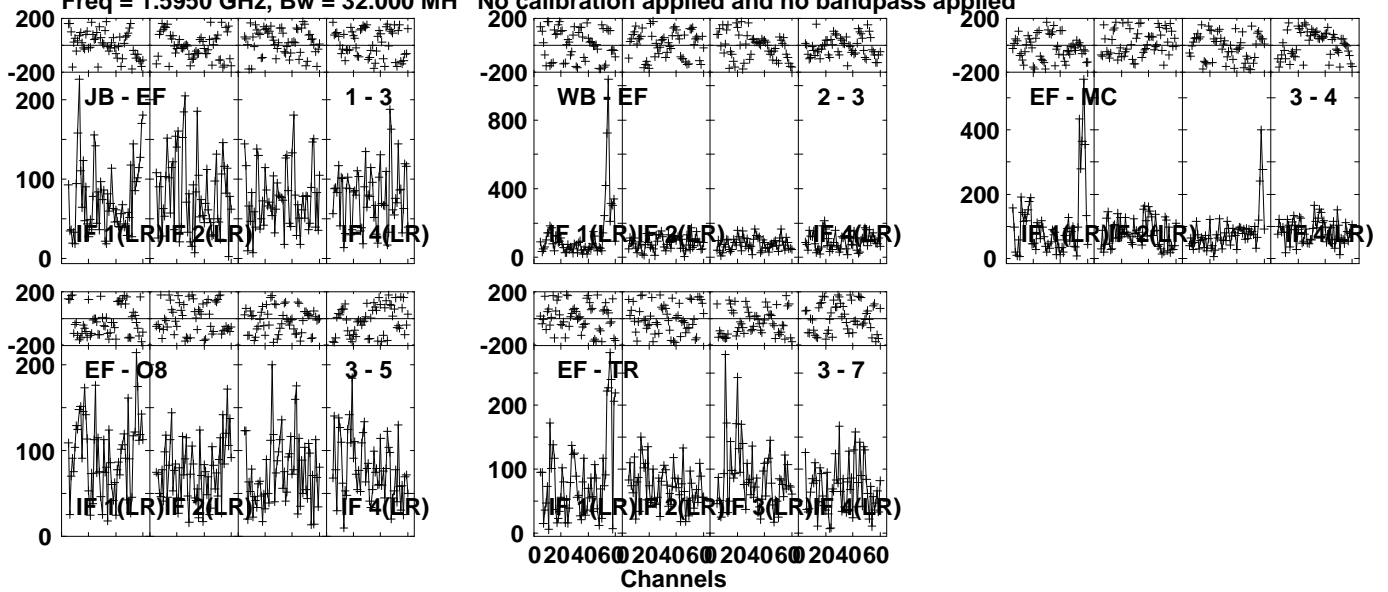
Lower frame: Micro Ampl Jy Top frame: Phas deg
Vector averaged cross-power spectrum Several baselines displayed
Timerange: 01/06:10:31 to 01/06:24:59

Plot file version 50 created 27-OCT-2023 23:38:38

NVSS0222 EV024I 3.UVDATA.1

Freq = 1.5950 GHz, Bw = 32.000 MH

No calibration applied and no bandpass applied



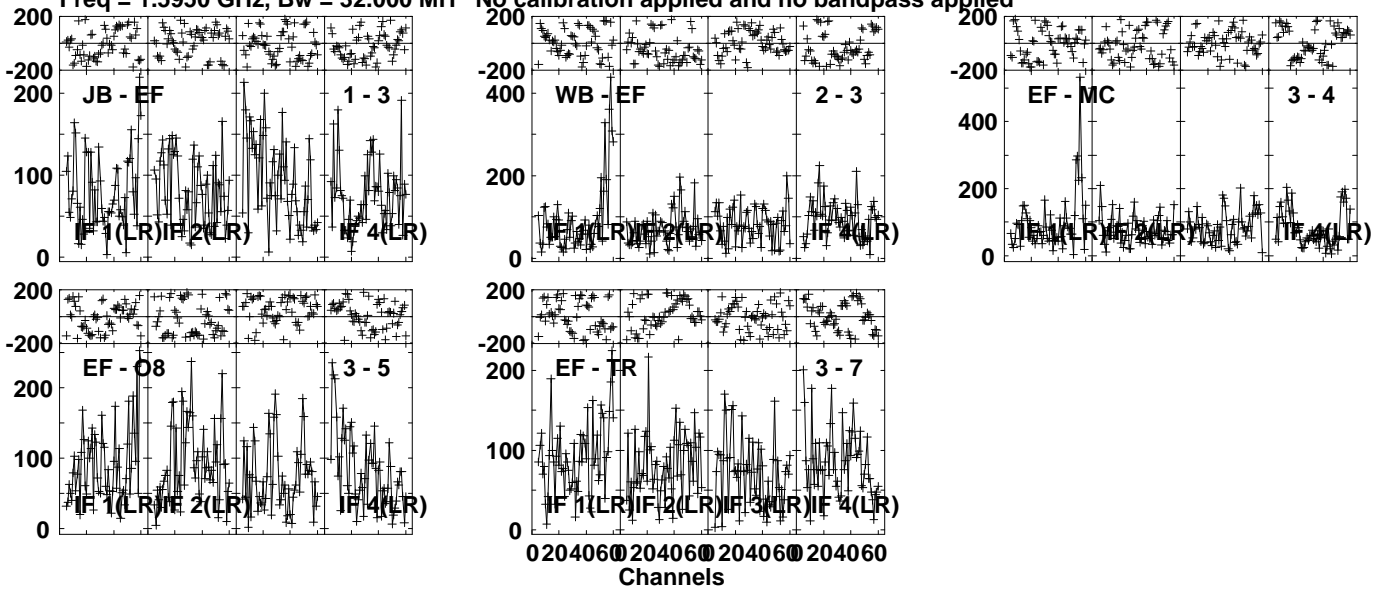
Lower frame: Micro Ampl Jy Top frame: Phas deg
Vector averaged cross-power spectrum Several baselines displayed
Timerange: 01/06:25:31 to 01/06:39:59

Plot file version 51 created 27-OCT-2023 23:38:38

NVSS0222 EV024I 3.UVDATA.1

Freq = 1.5950 GHz, Bw = 32.000 MH

No calibration applied and no bandpass applied



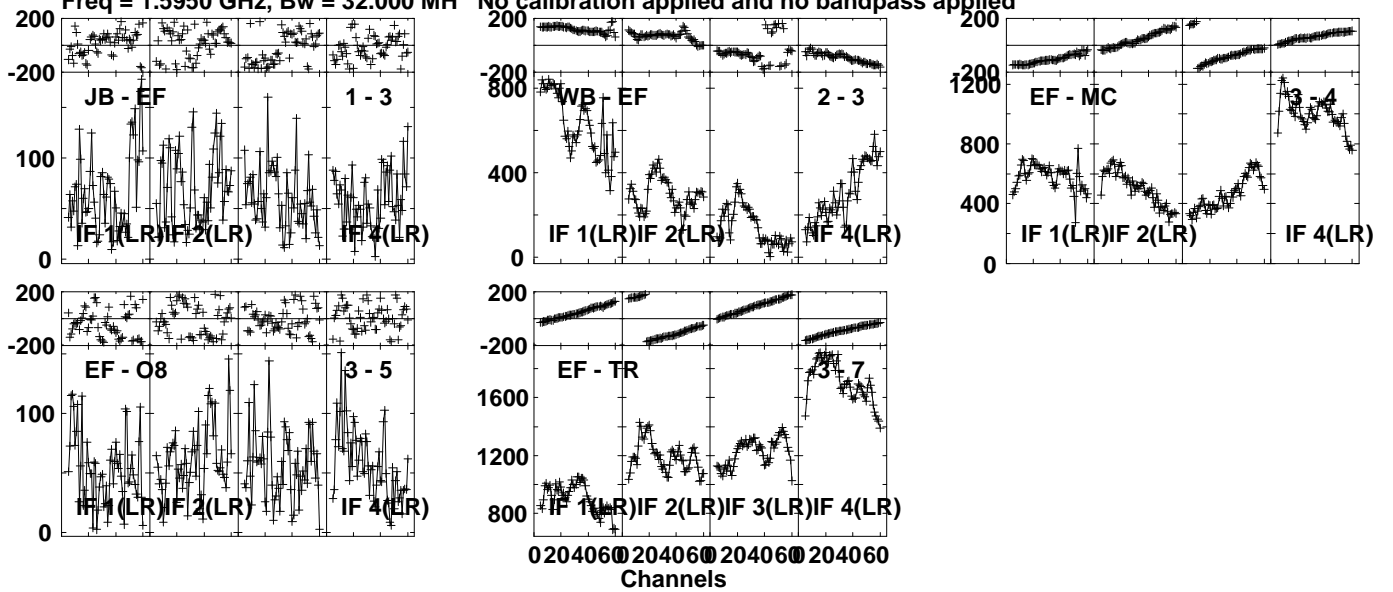
Lower frame: Micro Ampl Jy Top frame: Phas deg
Vector averaged cross-power spectrum Several baselines displayed
Timerange: 01/06:40:31 to 01/06:54:59

Plot file version 52 created 27-OCT-2023 23:38:38

0133+476 EV024I 3.UVDATA.1

Freq = 1.5950 GHz, Bw = 32.000 MH

No calibration applied and no bandpass applied



Lower frame: Micro Ampl Jy Top frame: Phas deg
Vector averaged cross-power spectrum Several baselines displayed
Timerange: 01/06:56:01 to 01/06:59:59