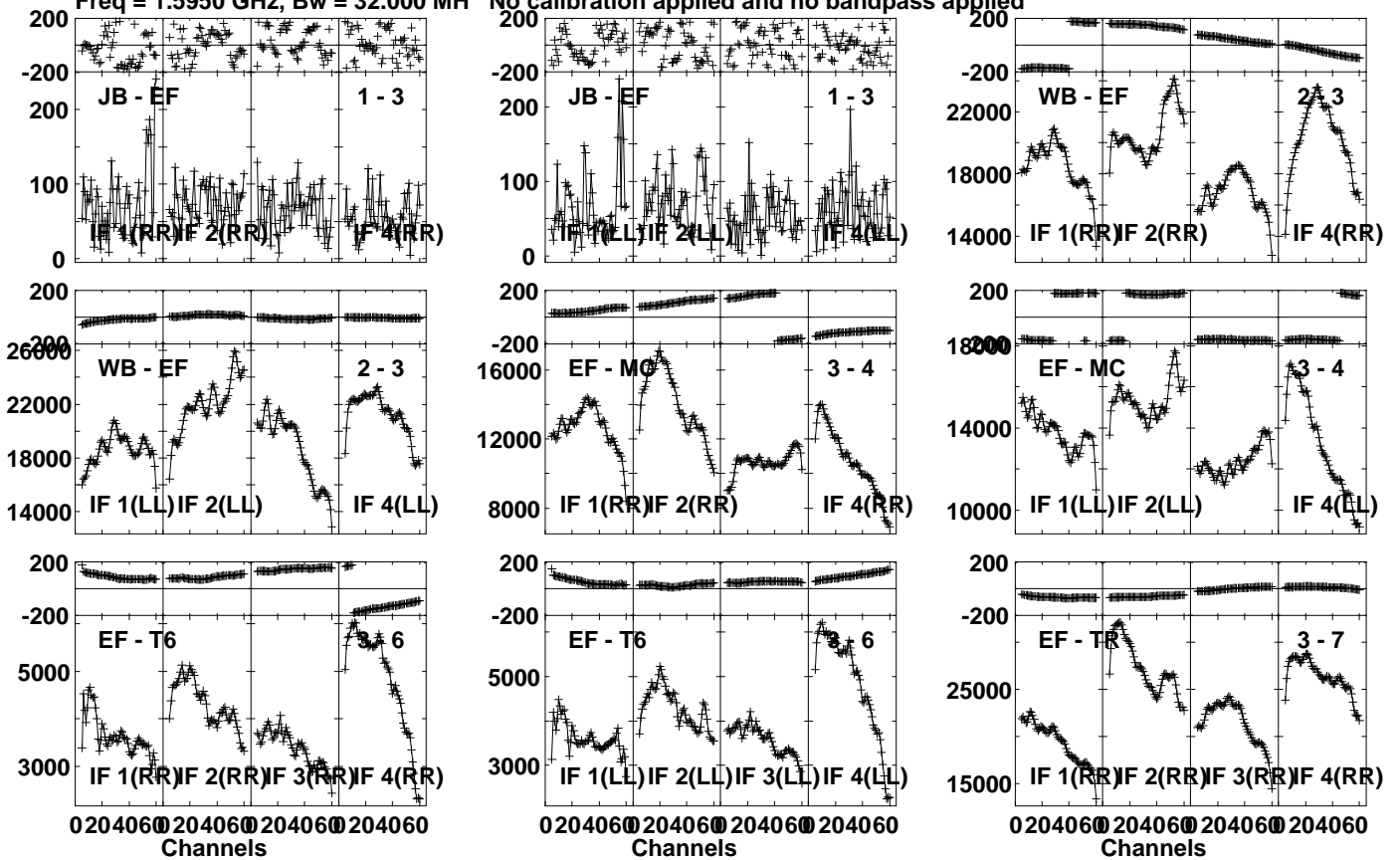


Plot file version 1 created 27-OCT-2023 18:02:48

0059+581 EV024I 4.UVDATA.1

Freq = 1.5950 GHz, Bw = 32.000 MH No calibration applied and no bandpass applied

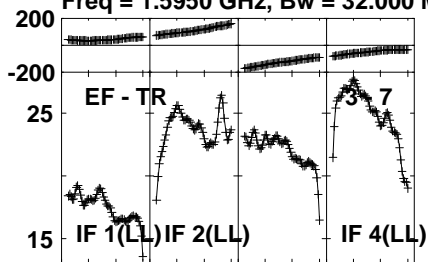


Lower frame: Micro Ampl Jy Top frame: Phas deg  
 Vector averaged cross-power spectrum Several baselines displayed  
 Timerange: 00/19:00:07 to 00/19:03:59

Plot file version 2 created 27-OCT-2023 18:02:48

0059+581 EV024I 4.UVDATA.1

Freq = 1.5950 GHz, Bw = 32.000 MH No calibration applied and no bandpass applied



Lower frame: Milli Ampl Jy Top frame: Phas deg

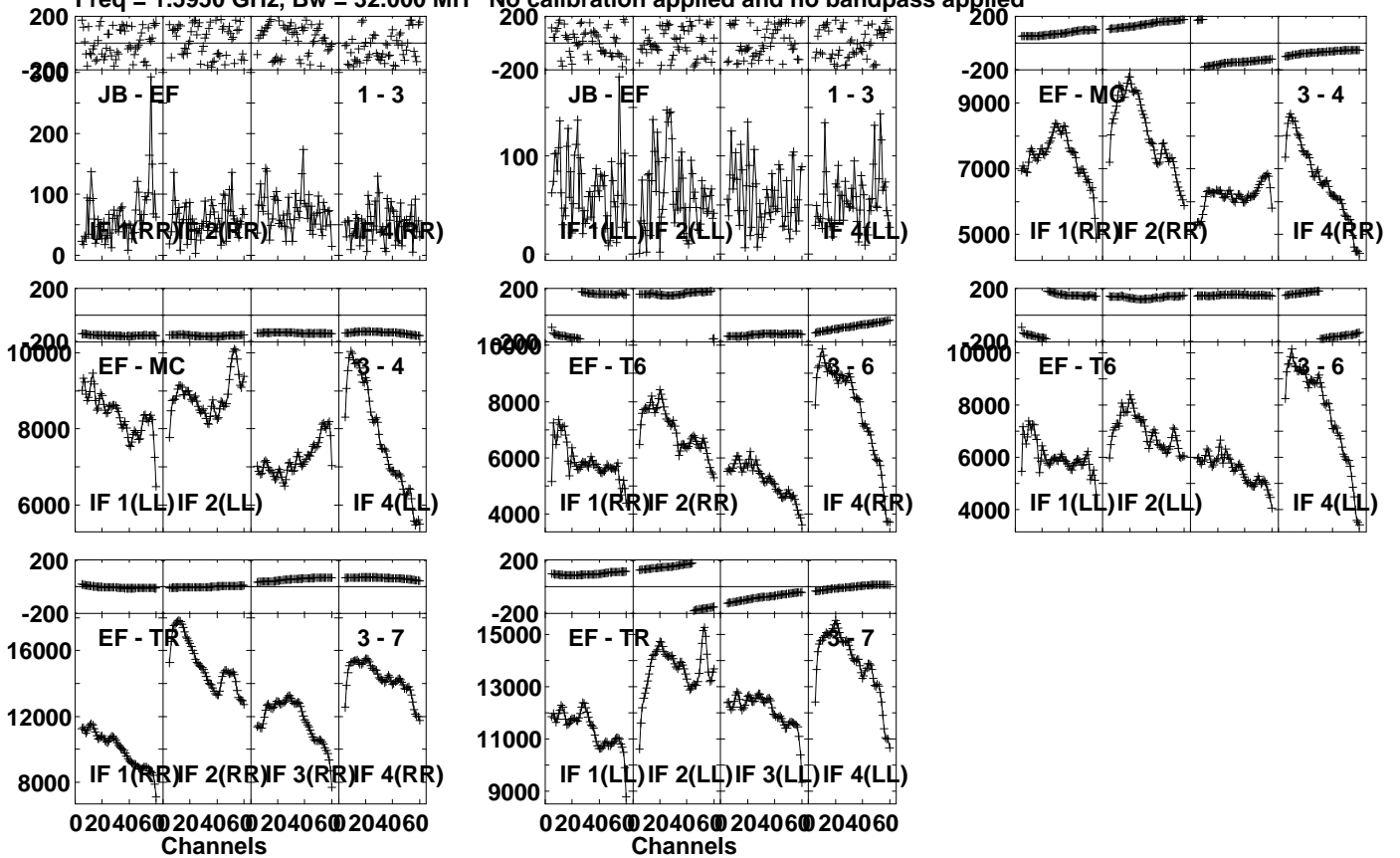
Vector averaged cross-power spectrum Several baselines displayed

Timerange: 00/19:00:07 to 00/19:03:59

Plot file version 3 created 27-OCT-2023 18:02:49

0133+476 EV024I 4.UVDATA.1

Freq = 1.5950 GHz, Bw = 32.000 MH No calibration applied and no bandpass applied

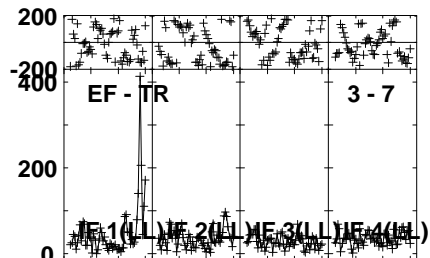
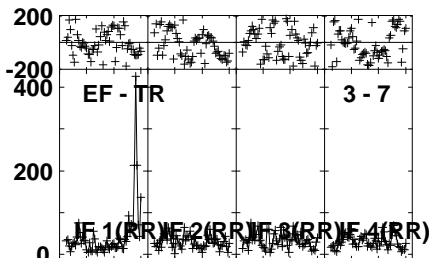
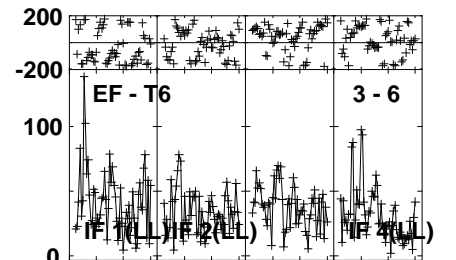
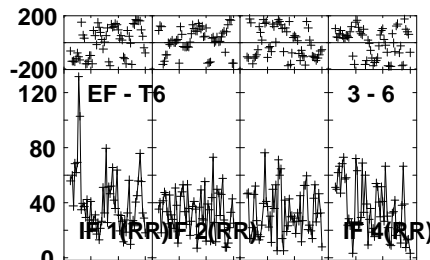
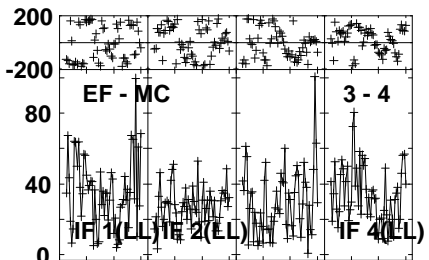
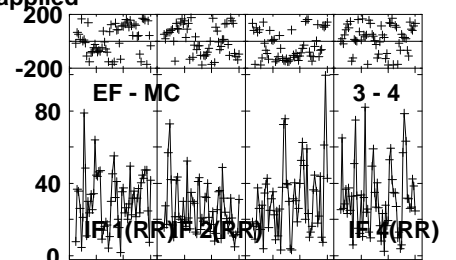
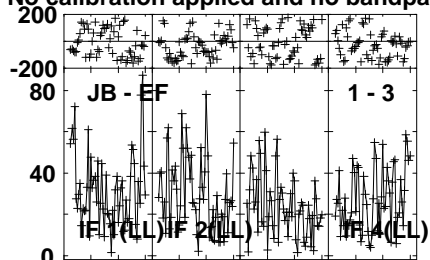
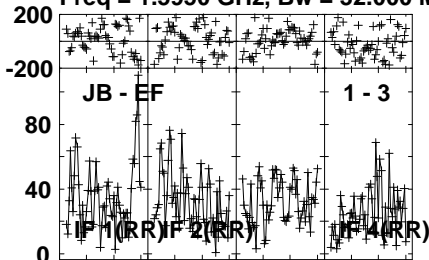


Lower frame: Micro Ampl Jy Top frame: Phas deg  
Vector averaged cross-power spectrum Several baselines displayed  
Timerange: 00/19:05:01 to 00/19:08:59

Plot file version 4 created 27-OCT-2023 18:02:49

UGC1837 EV024I 4.UVDATA.1

Freq = 1.5950 GHz, Bw = 32.000 MH No calibration applied and no bandpass applied



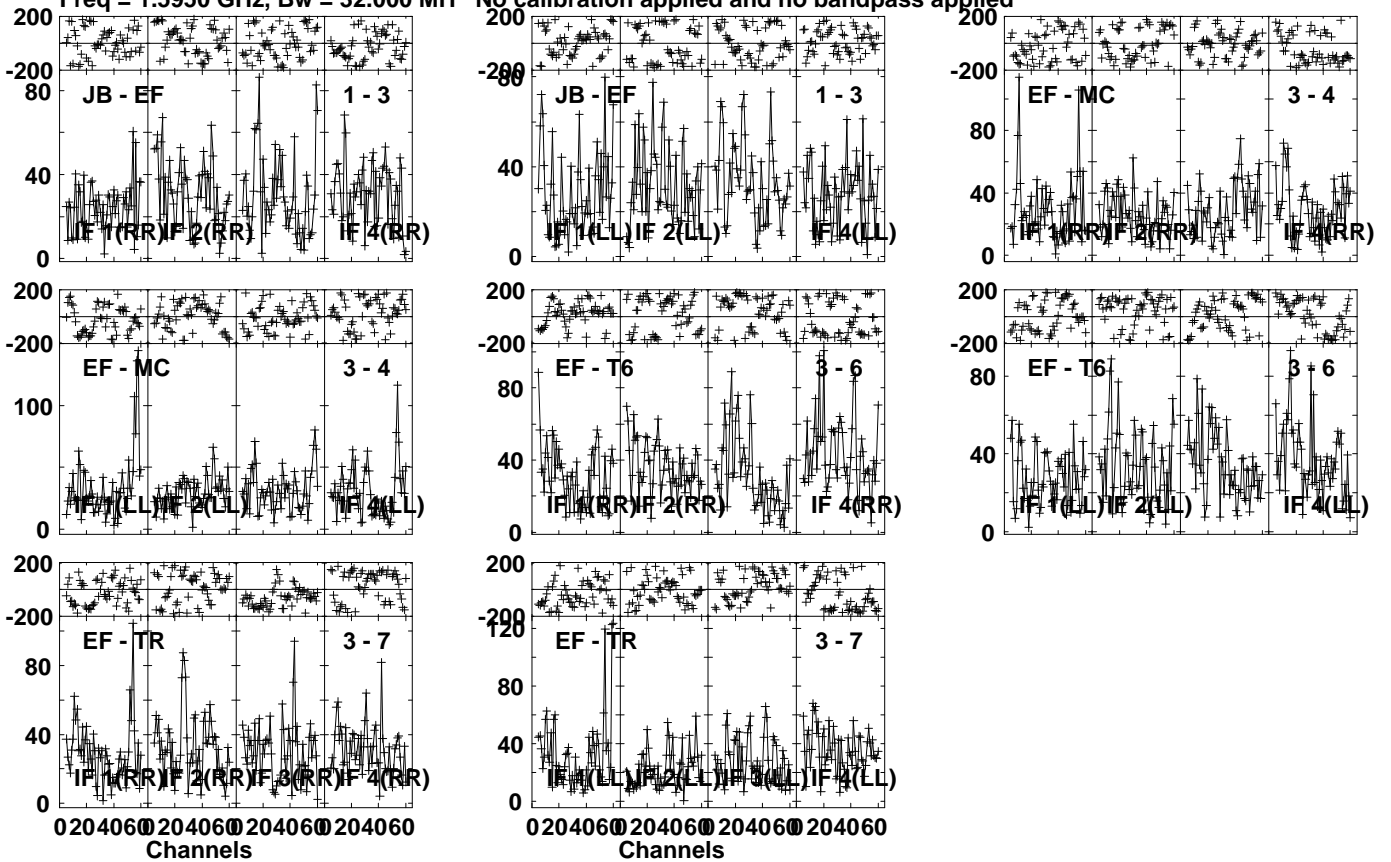
0204060 204060 204060 204060

Channels Lower frame: Micro Ampl Jy Top frame: Phas deg  
Vector averaged cross-power spectrum Several baselines displayed  
Timerange: 00/19:10:01 to 00/19:23:59

Plot file version 5 created 27-OCT-2023 18:02:49

UGC1837 EV024I 4.UVDATA.1

Freq = 1.5950 GHz, Bw = 32.000 MH No calibration applied and no bandpass applied

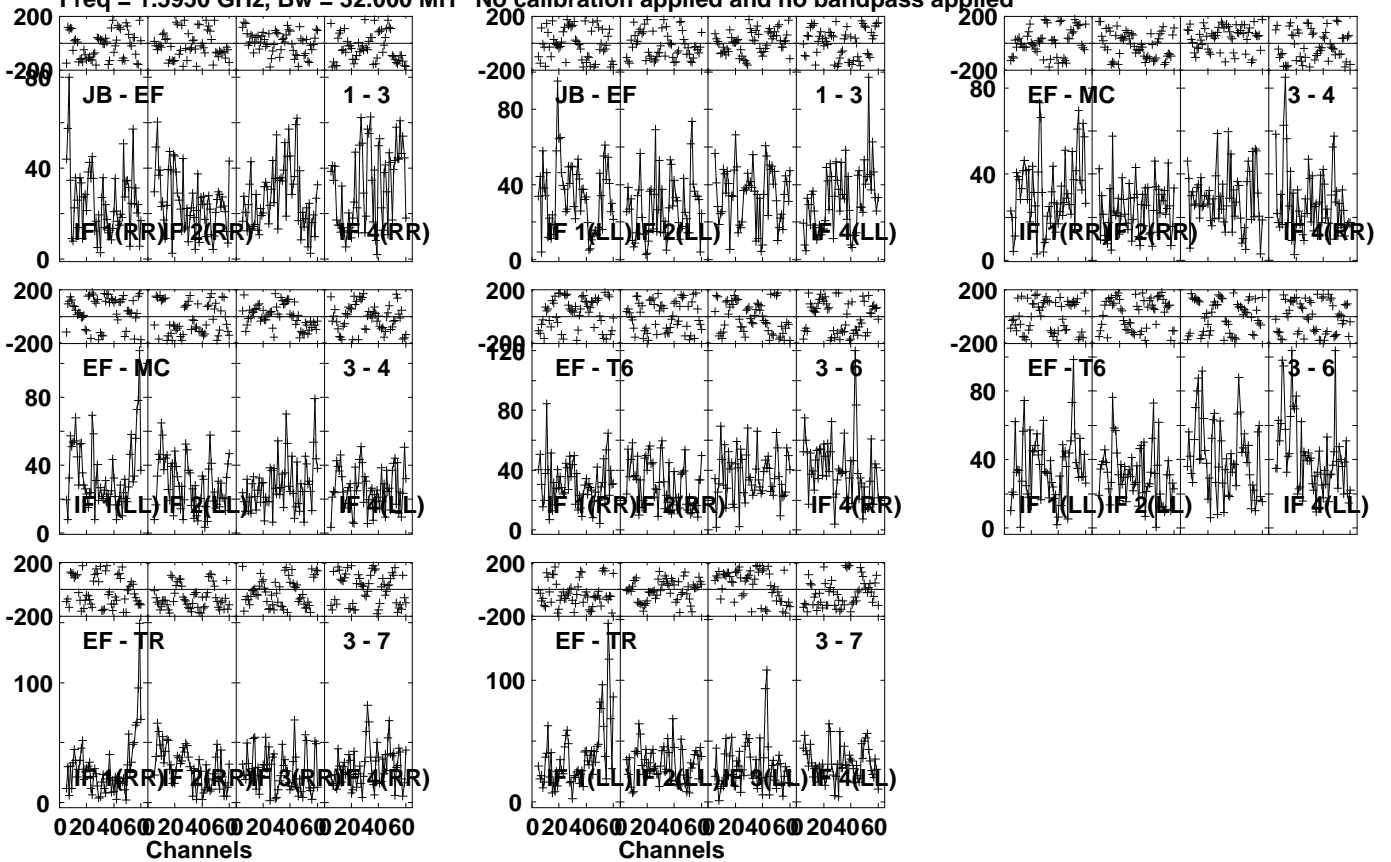


Lower frame: Micro Ampl Jy Top frame: Phas deg  
Vector averaged cross-power spectrum Several baselines displayed  
Timerange: 00:19:24:31 to 00:19:38:59

Plot file version 6 created 27-OCT-2023 18:02:49

UGC1837 EV024I 4.UVDATA.1

Freq = 1.5950 GHz, Bw = 32.000 MH No calibration applied and no bandpass applied

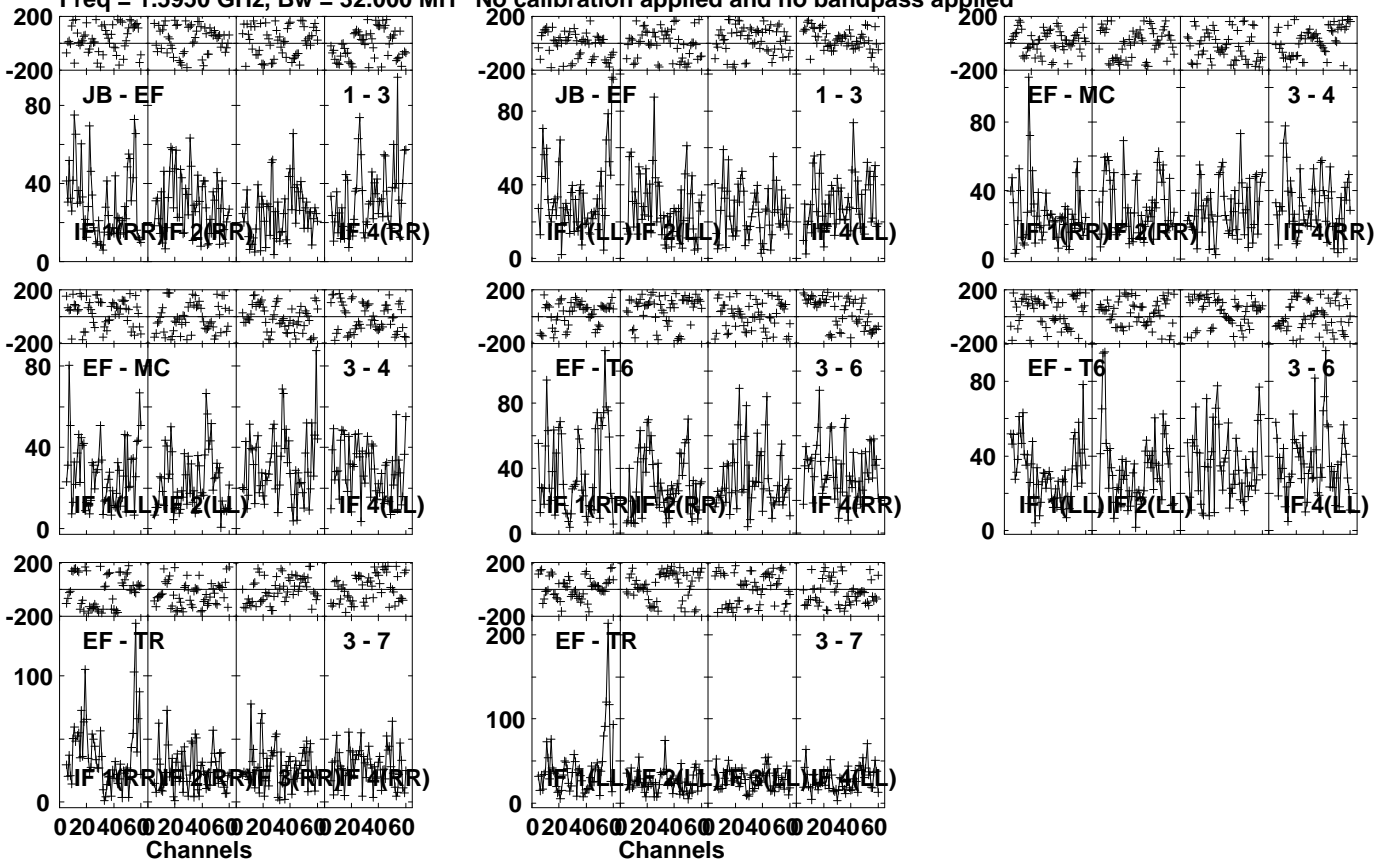


Lower frame: Micro Ampl Jy Top frame: Phas deg  
Vector averaged cross-power spectrum Several baselines displayed  
Timerange: 00/19:39:31 to 00/19:53:59

Plot file version 7 created 27-OCT-2023 18:02:50

UGC1837 EV024I 4.UVDATA.1

Freq = 1.5950 GHz, Bw = 32.000 MH No calibration applied and no bandpass applied

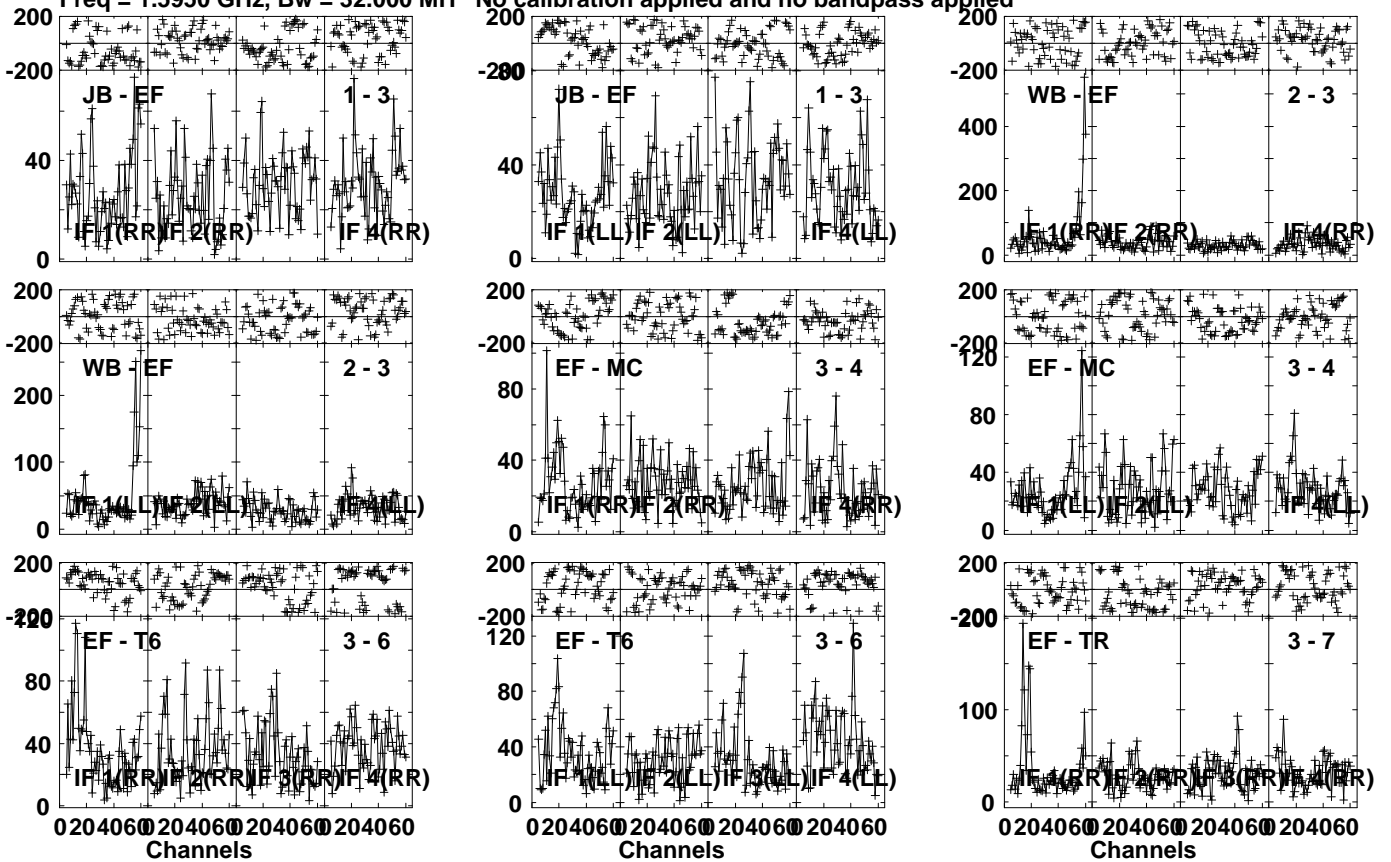


Lower frame: Micro Ampl Jy Top frame: Phas deg  
Vector averaged cross-power spectrum Several baselines displayed  
Timerange: 00:19:54:31 to 00:20:08:59

Plot file version 8 created 27-OCT-2023 18:02:50

UGC1837 EV024I 4.UVDATA.1

Freq = 1.5950 GHz, Bw = 32.000 MH No calibration applied and no bandpass applied



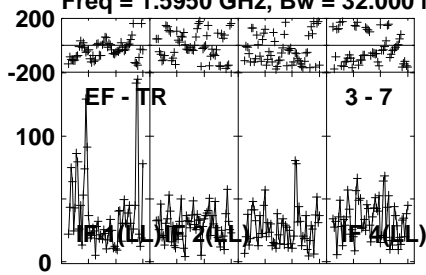
Lower frame: Micro Ampl Jy Top frame: Phas deg  
Vector averaged cross-power spectrum Several baselines displayed  
Timerange: 00/20:09:31 to 00/20:23:59



Plot file version 9 created 27-OCT-2023 18:02:50

UGC1837 EV024I 4.UVDATA.1

Freq = 1.5950 GHz, Bw = 32.000 MH No calibration applied and no bandpass applied

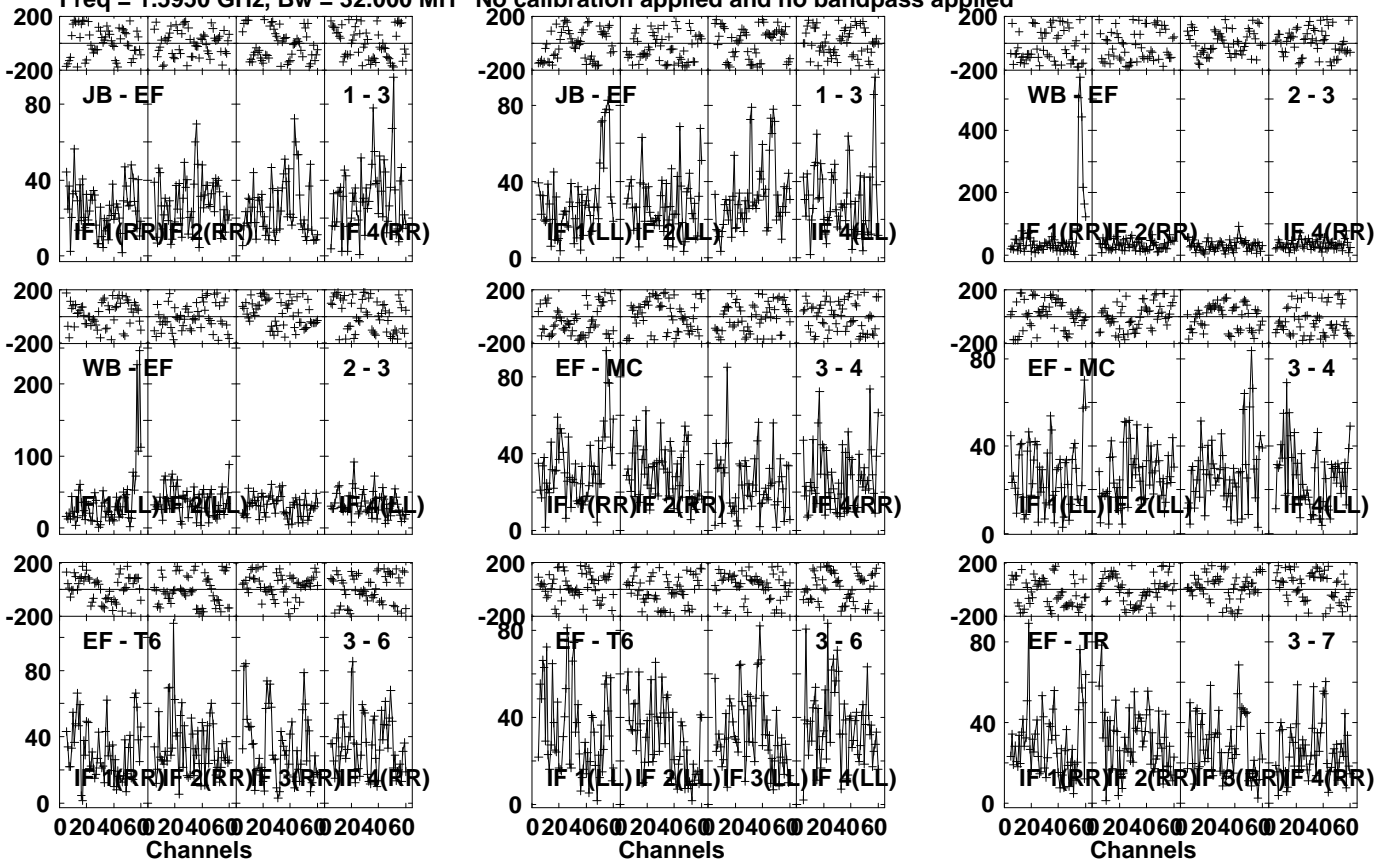


Lower frame: Micro Ampl Jy Top frame: Phas deg  
Vector averaged cross-power spectrum Several baselines displayed  
Timerange: 00/20:09:31 to 00/20:23:59

Plot file version 10 created 27-OCT-2023 18:02:50

UGC1837 EV024I 4.UVDATA.1

Freq = 1.5950 GHz, Bw = 32.000 MH No calibration applied and no bandpass applied

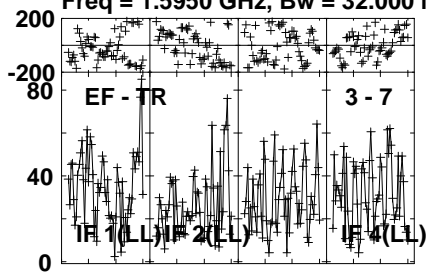


Lower frame: Micro Ampl Jy Top frame: Phas deg  
Vector averaged cross-power spectrum Several baselines displayed  
Timerange: 00/20:24:31 to 00/20:38:59

Plot file version 11 created 27-OCT-2023 18:02:50

UGC1837 EV024I 4.UVDATA.1

Freq = 1.5950 GHz, Bw = 32.000 MH No calibration applied and no bandpass applied

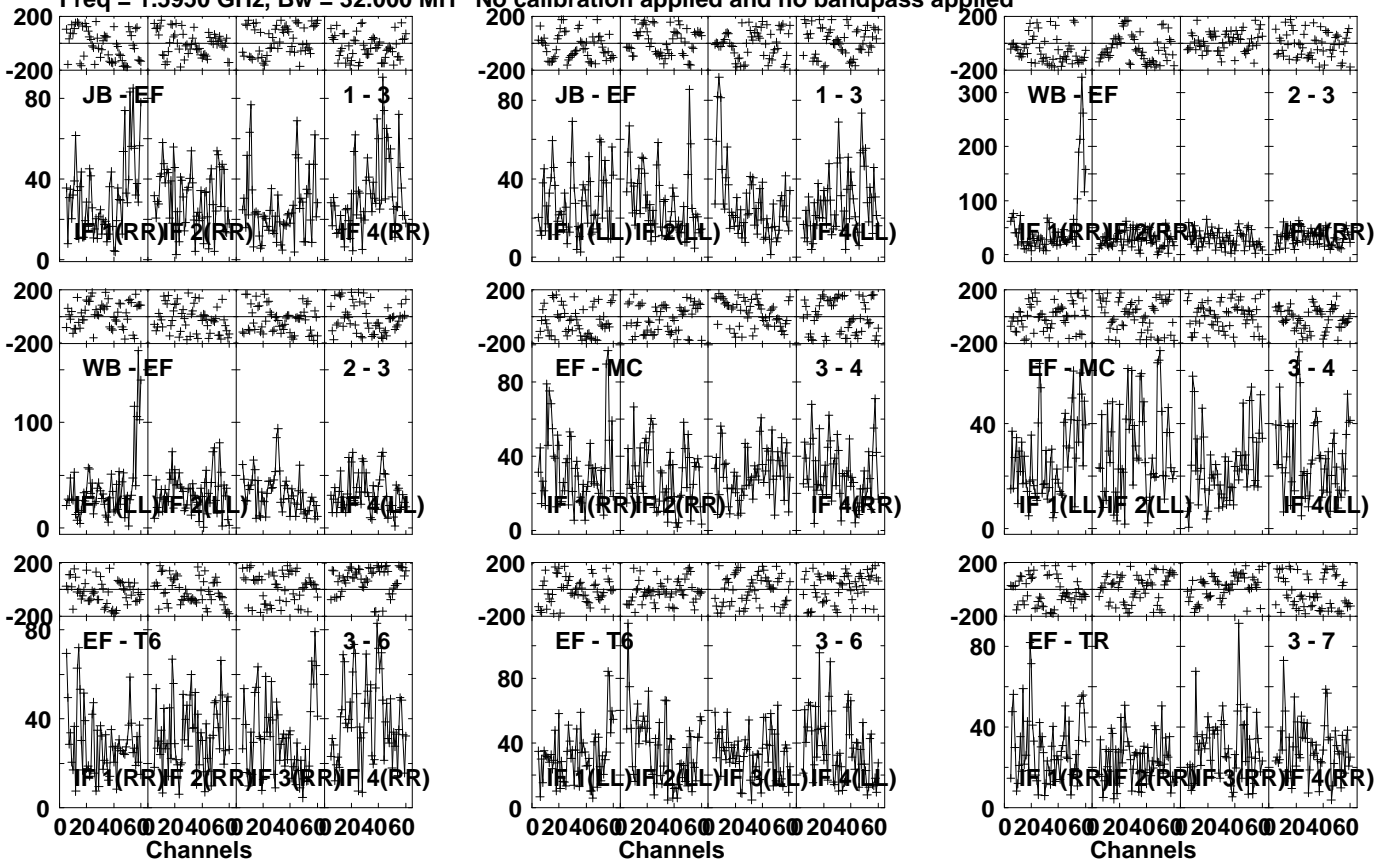


Lower frame: Micro Ampl Jy Top frame: Phas deg  
Vector averaged cross-power spectrum Several baselines displayed  
Timerange: 00/20:24:31 to 00/20:38:59

Plot file version 12 created 27-OCT-2023 18:02:50

UGC1837 EV024I 4.UVDATA.1

Freq = 1.5950 GHz, Bw = 32.000 MH No calibration applied and no bandpass applied

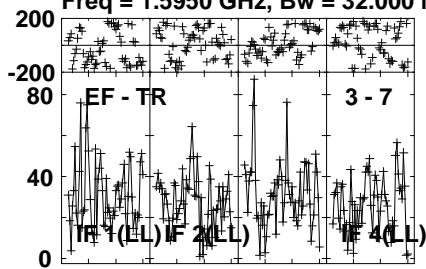


Lower frame: Micro Ampl Jy Top frame: Phas deg  
Vector averaged cross-power spectrum Several baselines displayed  
Timerange: 00/20:39:31 to 00/20:53:59

Plot file version 13 created 27-OCT-2023 18:02:51

UGC1837 EV024I 4.UVDATA.1

Freq = 1.5950 GHz, Bw = 32.000 MH No calibration applied and no bandpass applied



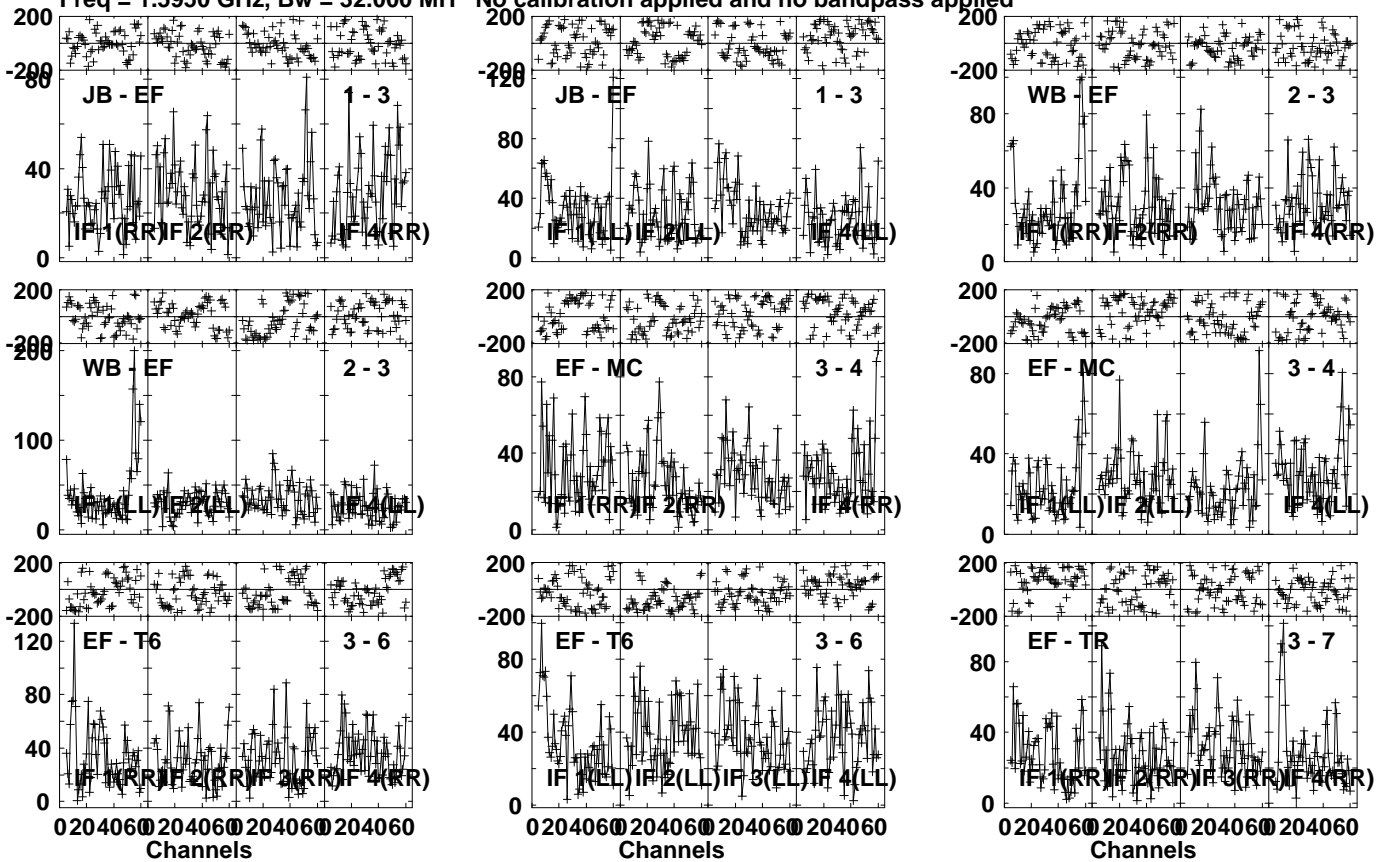
Lower frame: Micro Ampl Jy Top frame: Phas deg  
Vector averaged cross-power spectrum Several baselines displayed  
Timerange: 00/20:39:31 to 00/20:53:59

Plot file version 14 created 27-OCT-2023 18:02:51

UGC1837 EV024I 4.UVDATA.1

Freq = 1.5950 GHz, Bw = 32.000 MH

No calibration applied and no bandpass applied

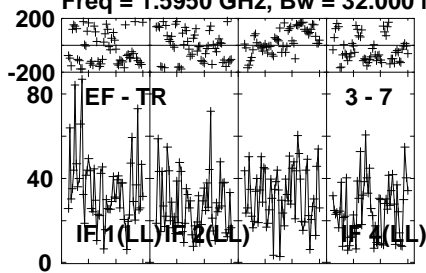


Lower frame: Micro Ampl Jy Top frame: Phas deg  
Vector averaged cross-power spectrum Several baselines displayed  
Timerange: 00/20:54:31 to 00/21:08:59

Plot file version 15 created 27-OCT-2023 18:02:51

UGC1837 EV024I 4.UVDATA.1

Freq = 1.5950 GHz, Bw = 32.000 MH No calibration applied and no bandpass applied

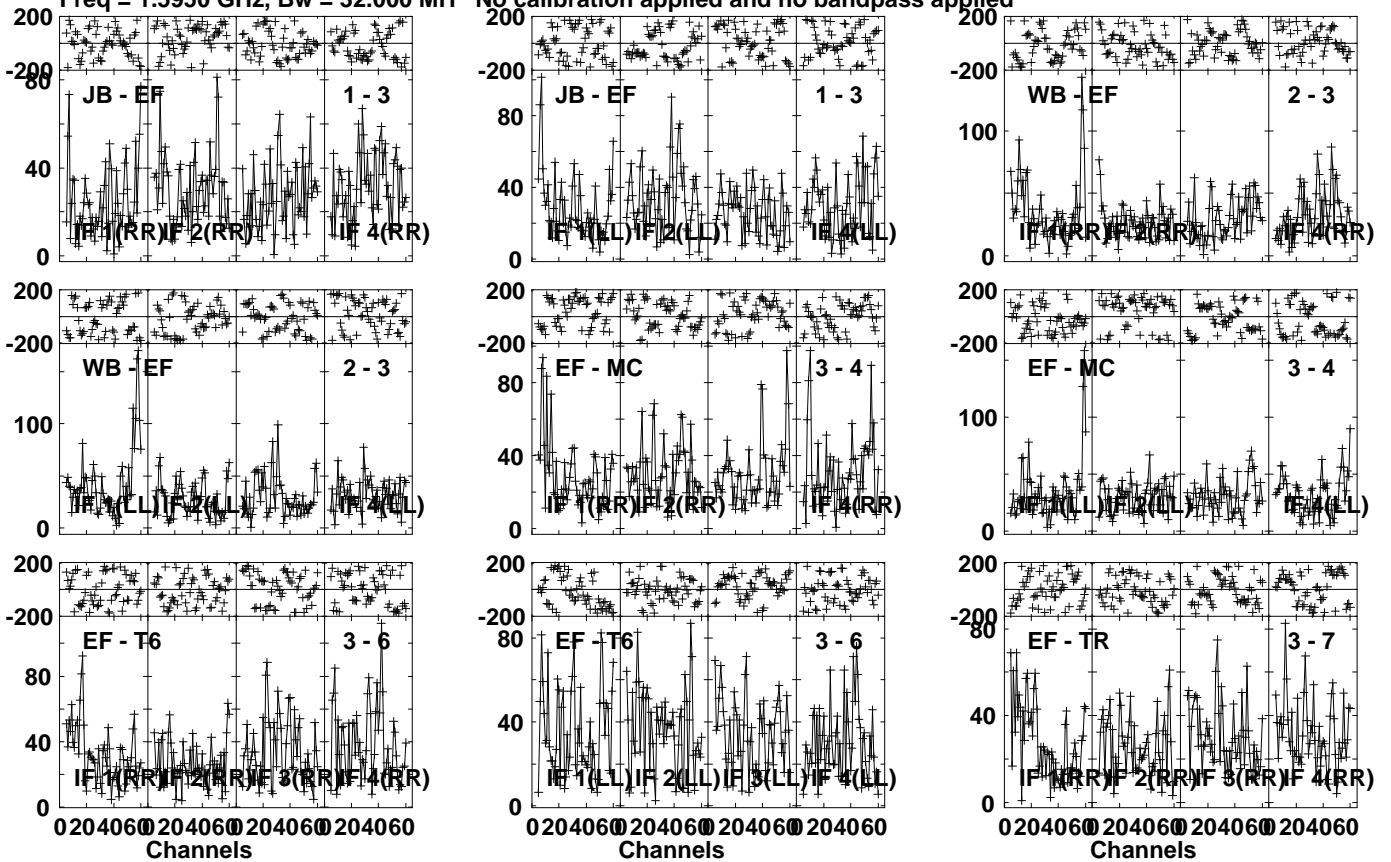


Lower frame: Micro Ampl Jy Top frame: Phas deg  
Vector averaged cross-power spectrum Several baselines displayed  
Timerange: 00/20:54:31 to 00/21:08:59

Plot file version 16 created 27-OCT-2023 18:02:51

UGC1837 EV024I 4.UVDATA.1

Freq = 1.5950 GHz, Bw = 32.000 MH No calibration applied and no bandpass applied



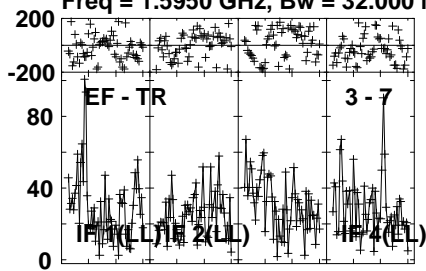
Lower frame: Micro Ampl Jy Top frame: Phas deg  
Vector averaged cross-power spectrum Several baselines displayed  
Timerange: 00/21:09:31 to 00/21:23:59



Plot file version 17 created 27-OCT-2023 18:02:51

UGC1837 EV024I 4.UVDATA.1

Freq = 1.5950 GHz, Bw = 32.000 MH No calibration applied and no bandpass applied



Lower frame: Micro Ampl Jy Top frame: Phas deg

Vector averaged cross-power spectrum Several baselines displayed

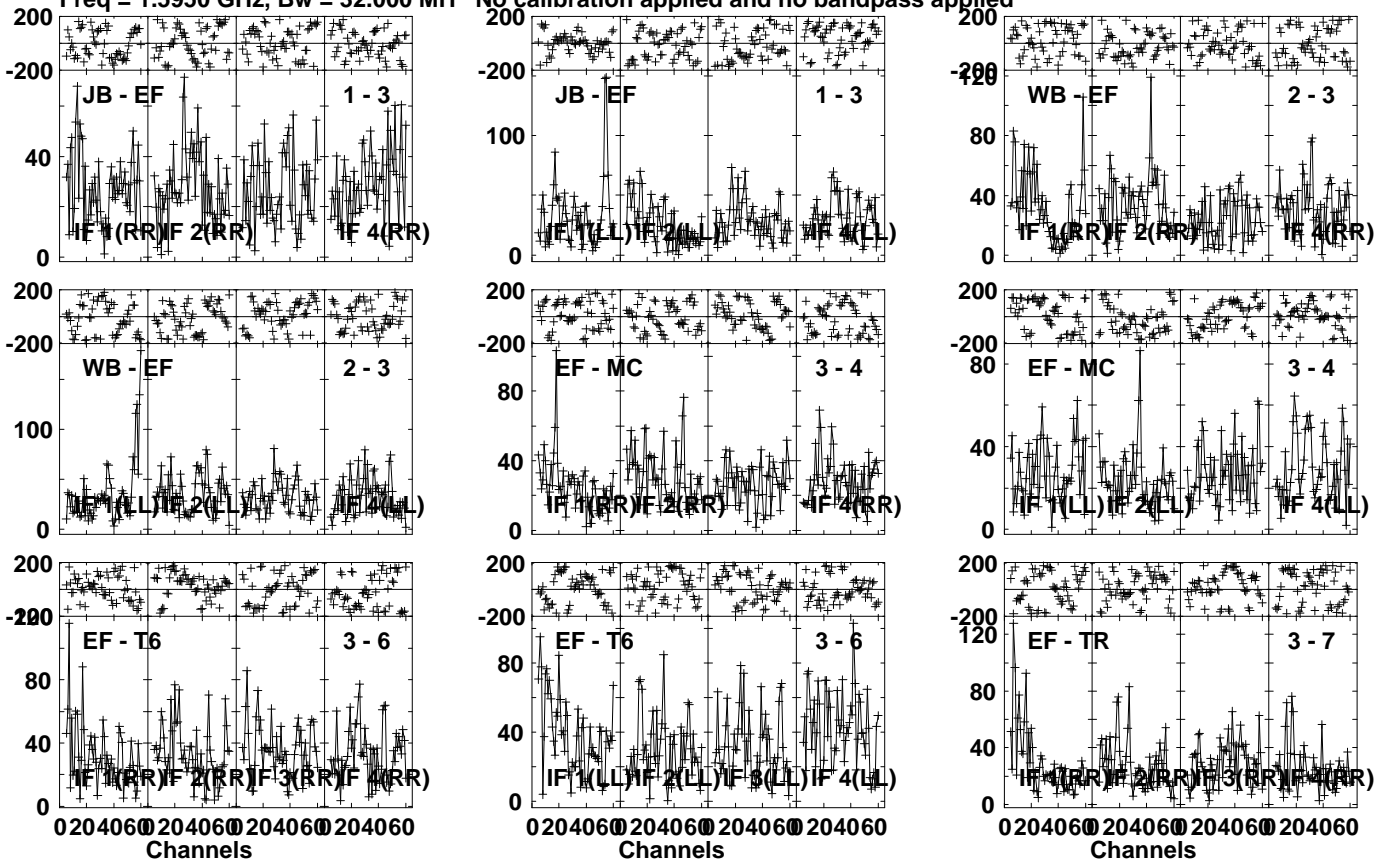
Timerange: 00/21:09:31 to 00/21:23:59

Plot file version 18 created 27-OCT-2023 18:02:51

UGC1837 EV024I 4.UVDATA.1

Freq = 1.5950 GHz, Bw = 32.000 MH

No calibration applied and no bandpass applied

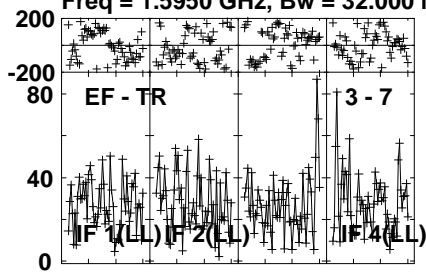


Lower frame: Micro Ampl Jy Top frame: Phas deg  
Vector averaged cross-power spectrum Several baselines displayed  
Timerange: 00/21:24:31 to 00/21:38:59

Plot file version 19 created 27-OCT-2023 18:02:52

UGC1837 EV024I 4.UVDATA.1

Freq = 1.5950 GHz, Bw = 32.000 MH No calibration applied and no bandpass applied

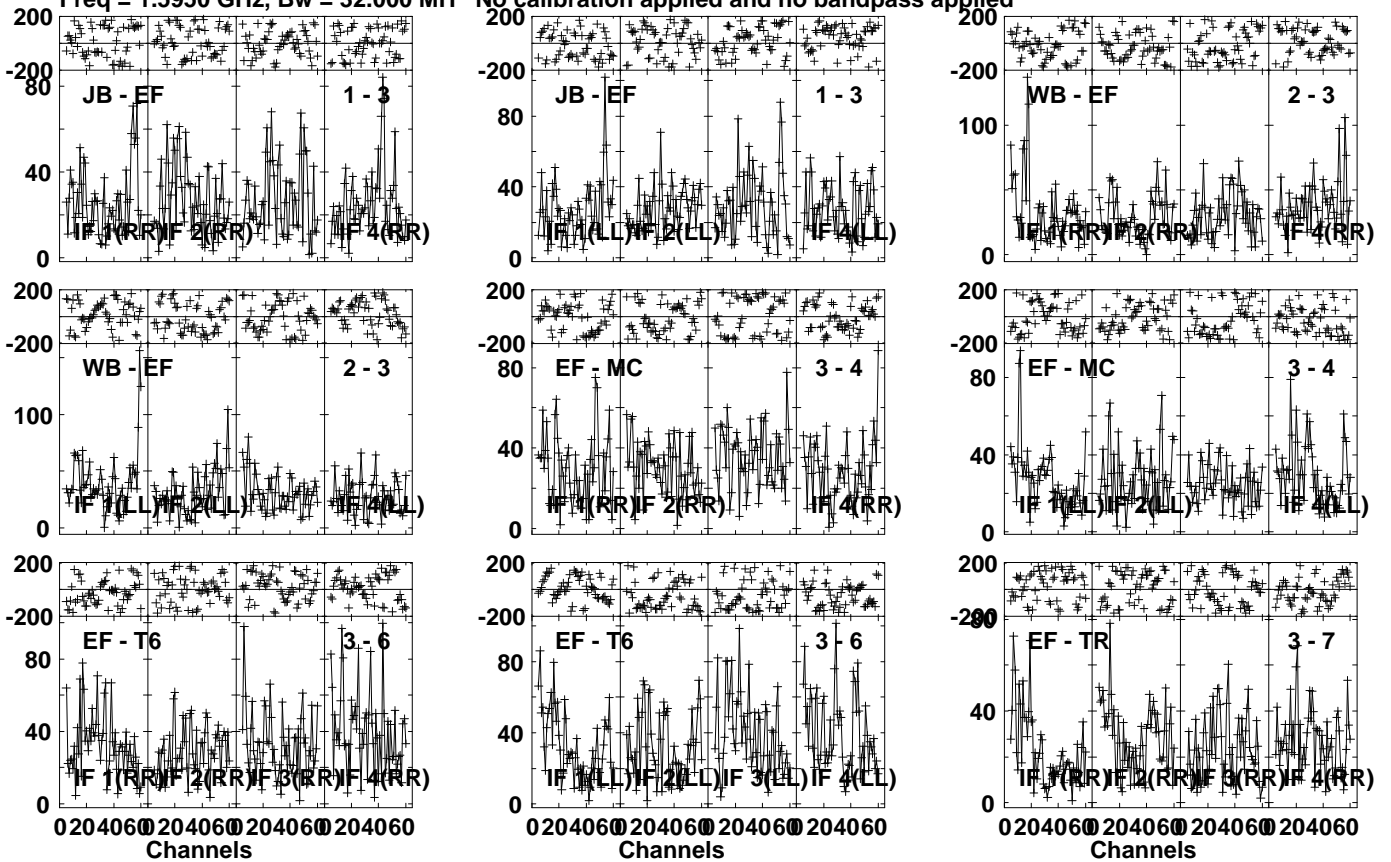


Lower frame: Micro Ampl Jy Top frame: Phas deg  
Vector averaged cross-power spectrum Several baselines displayed  
Timerange: 00/21:24:31 to 00/21:38:59

Plot file version 20 created 27-OCT-2023 18:02:52

UGC1837 EV024I 4.UVDATA.1

Freq = 1.5950 GHz, Bw = 32.000 MH No calibration applied and no bandpass applied

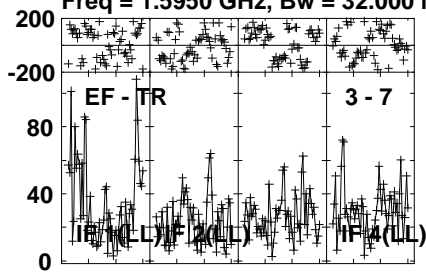


Lower frame: Micro Ampl Jy Top frame: Phas deg  
Vector averaged cross-power spectrum Several baselines displayed  
Timerange: 00/21:39:31 to 00/21:53:59

Plot file version 21 created 27-OCT-2023 18:02:52

UGC1837 EV024I 4.UVDATA.1

Freq = 1.5950 GHz, Bw = 32.000 MH No calibration applied and no bandpass applied

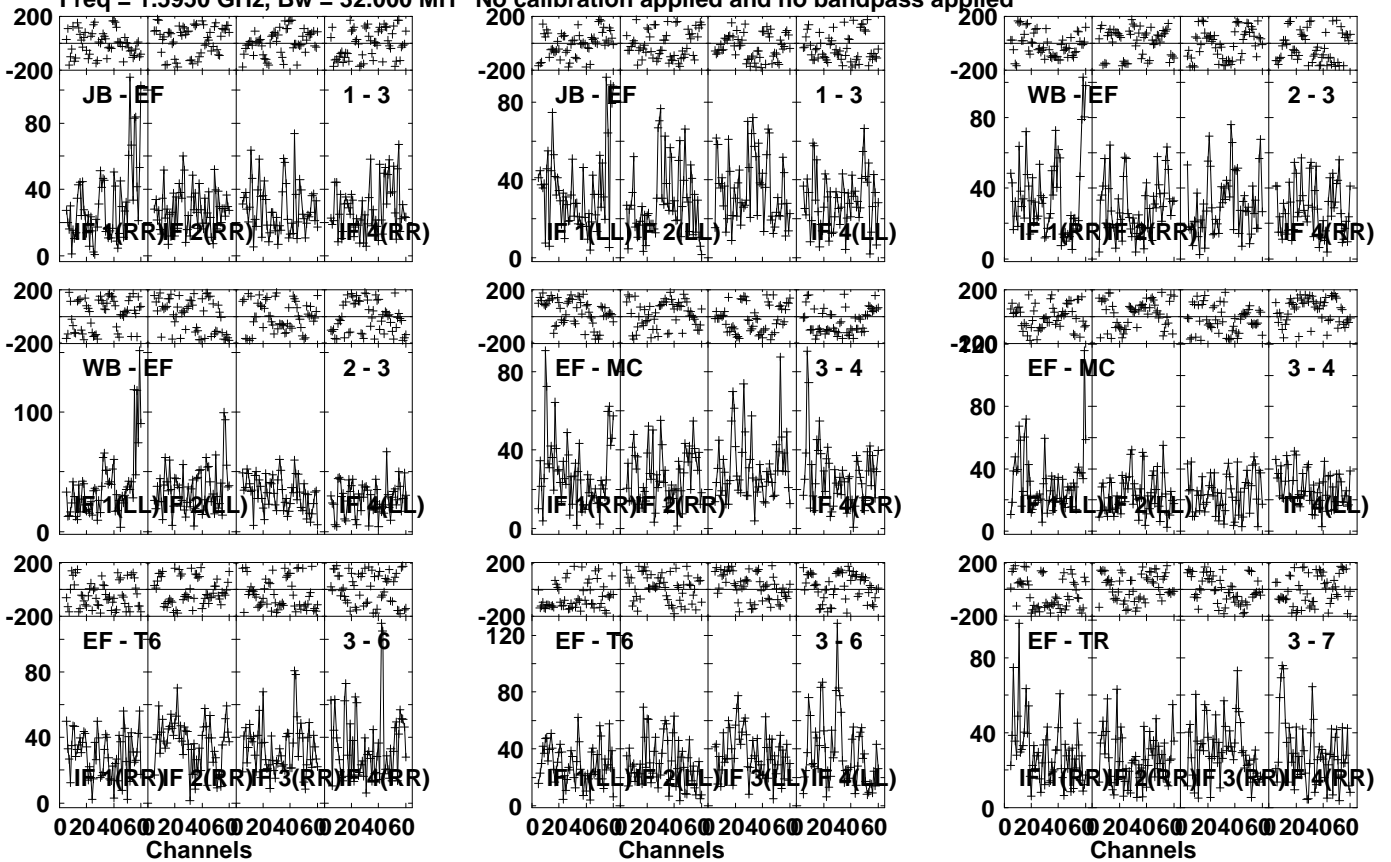


Lower frame: Micro Ampl Jy Top frame: Phas deg  
Vector averaged cross-power spectrum Several baselines displayed  
Timerange: 00/21:39:31 to 00/21:53:59

Plot file version 22 created 27-OCT-2023 18:02:52

UGC1837 EV024I 4.UVDATA.1

Freq = 1.5950 GHz, Bw = 32.000 MH No calibration applied and no bandpass applied

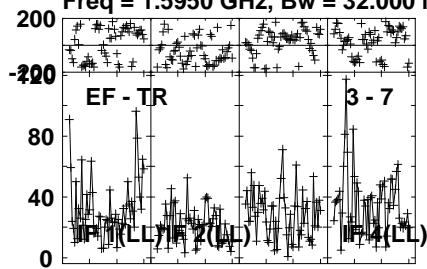


Lower frame: Micro Ampl Jy Top frame: Phas deg  
Vector averaged cross-power spectrum Several baselines displayed  
Timerange: 00/21:54:31 to 00/22:08:59

Plot file version 23 created 27-OCT-2023 18:02:52

UGC1837 EV024I 4.UVDATA.1

Freq = 1.5950 GHz, Bw = 32.000 MH No calibration applied and no bandpass applied



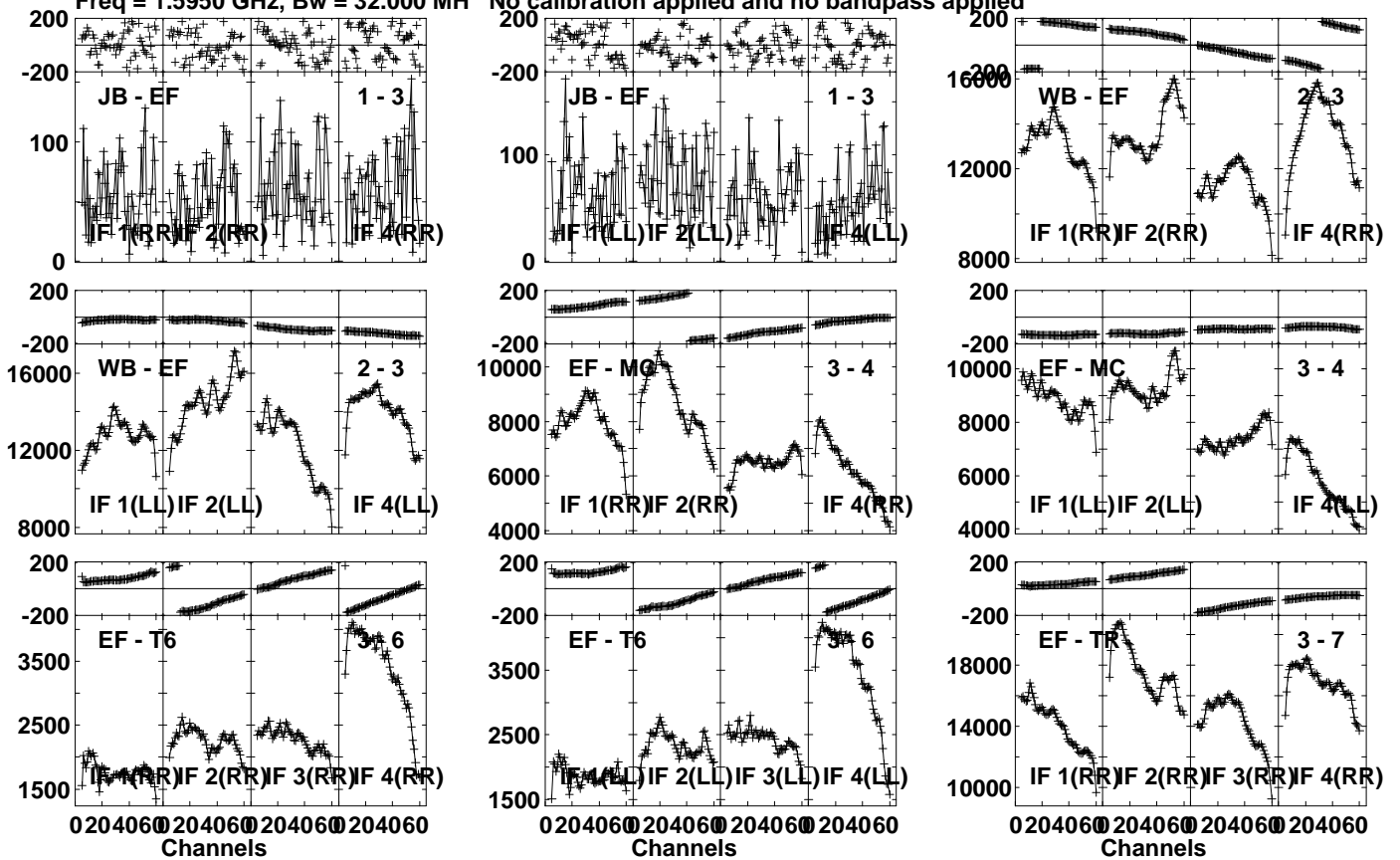
Lower frame: Micro Ampl Jy Top frame: Phas deg  
Vector averaged cross-power spectrum Several baselines displayed  
Timerange: 00/21:54:31 to 00/22:08:59

Plot file version 24 created 27-OCT-2023 18:02:52

0133+476 EV024I 4.UVDATA.1

Freq = 1.5950 GHz, Bw = 32.000 MH

No calibration applied and no bandpass applied



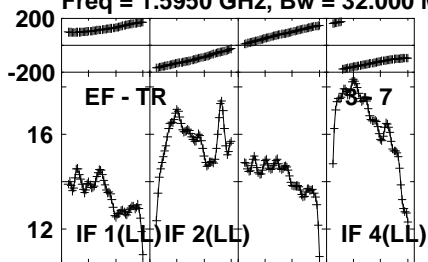
Lower frame: Micro Ampl Jy Top frame: Phas deg  
Vector averaged cross-power spectrum Several baselines displayed  
Timerange: 00/22:10:01 to 00/22:13:59



Plot file version 25 created 27-OCT-2023 18:02:53

0133+476 EV024I 4.UVDATA.1

Freq = 1.5950 GHz, Bw = 32.000 MH No calibration applied and no bandpass applied



Lower frame: Milli Ampl Jy Top frame: Phas deg

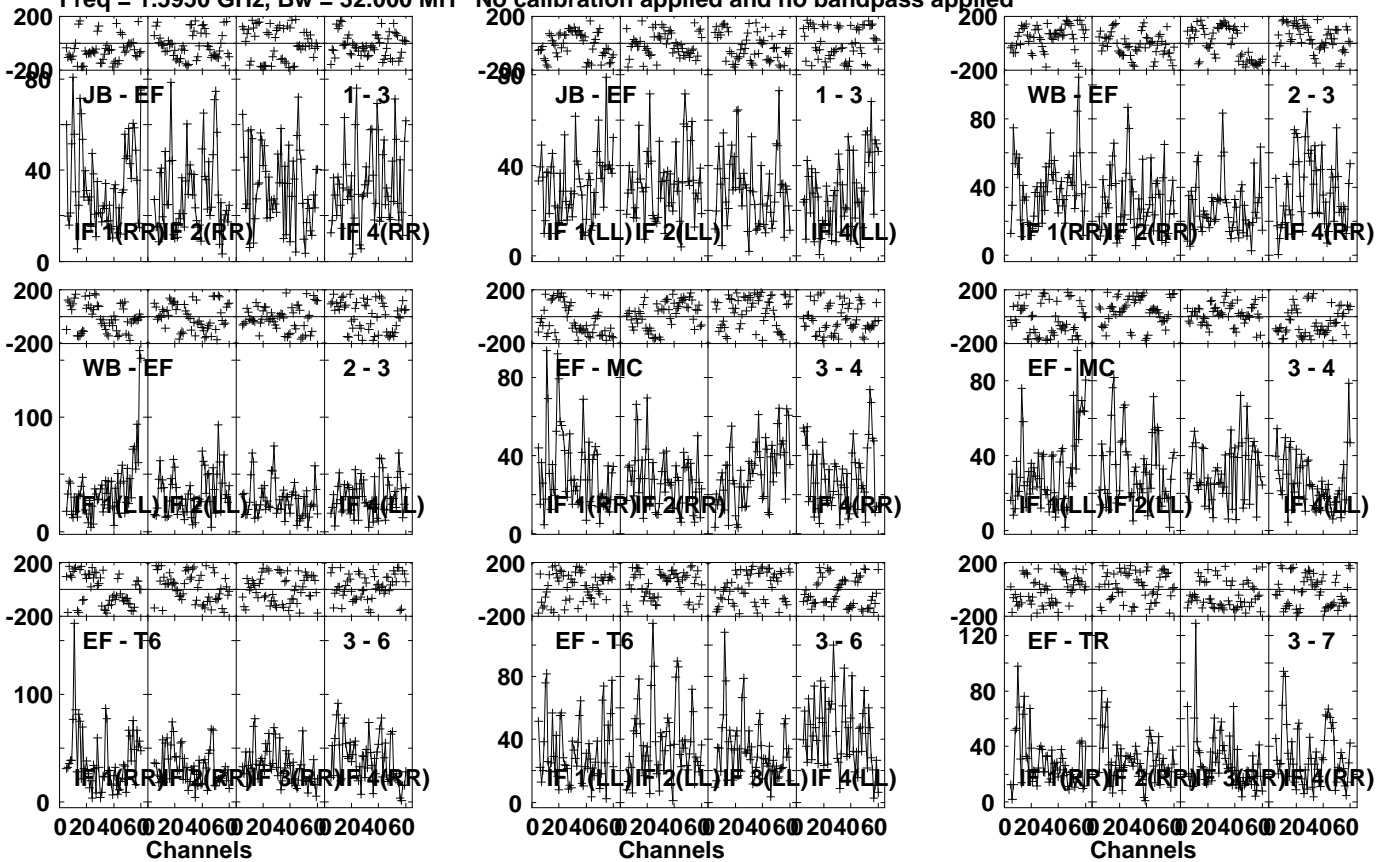
Vector averaged cross-power spectrum Several baselines displayed

Timerange: 00/22:10:01 to 00/22:13:59

Plot file version 26 created 27-OCT-2023 18:02:53

UGC1837 EV024I 4.UVDATA.1

Freq = 1.5950 GHz, Bw = 32.000 MH No calibration applied and no bandpass applied

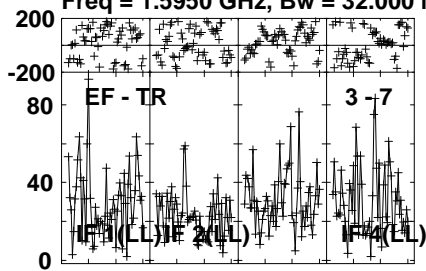


Lower frame: Micro Ampl Jy Top frame: Phas deg  
Vector averaged cross-power spectrum Several baselines displayed  
Timerange: 00/22:15:01 to 00/22:28:59

Plot file version 27 created 27-OCT-2023 18:02:53

UGC1837 EV024I 4.UVDATA.1

Freq = 1.5950 GHz, Bw = 32.000 MH No calibration applied and no bandpass applied



Lower frame: Micro Ampl Jy Top frame: Phas deg

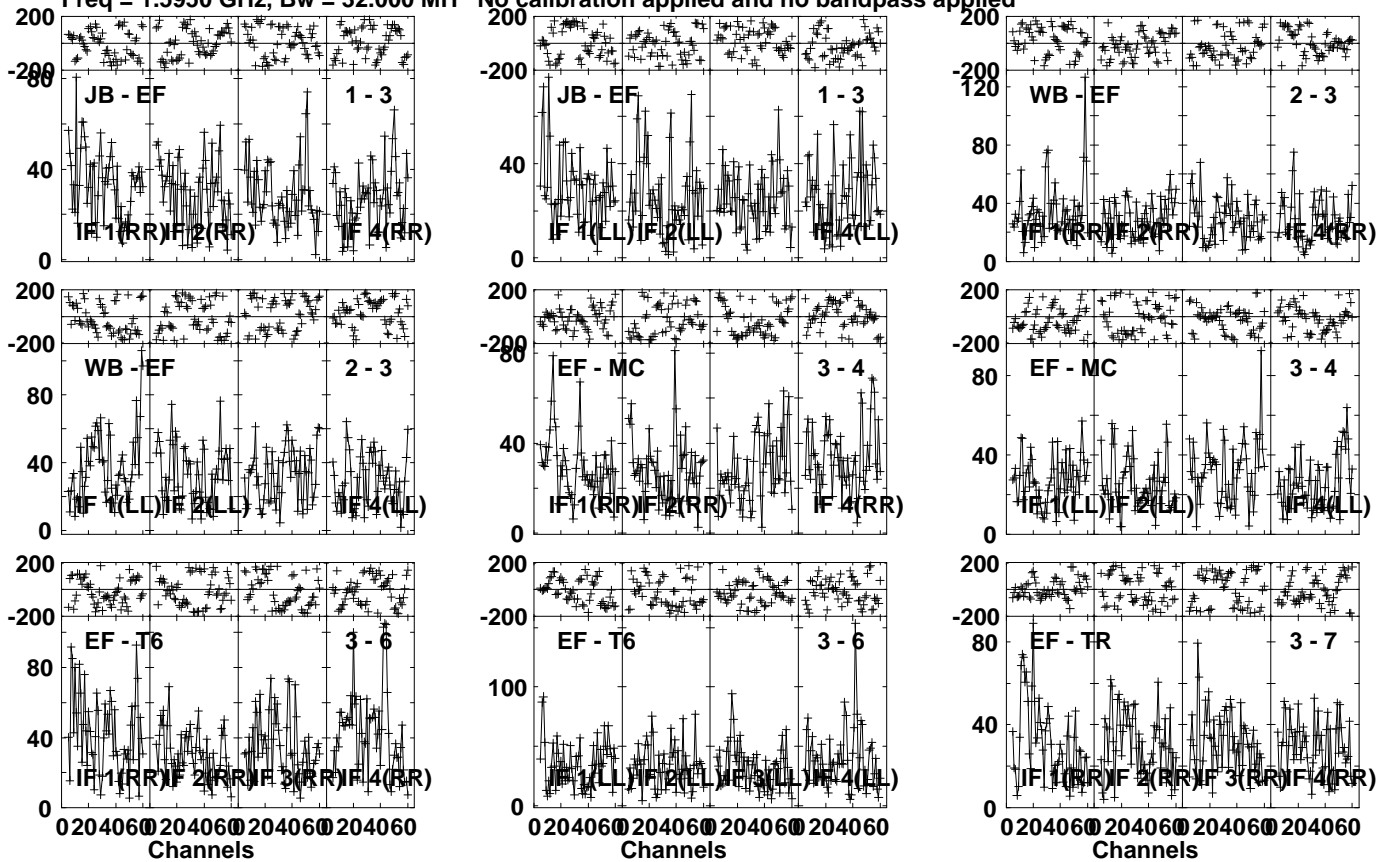
Vector averaged cross-power spectrum Several baselines displayed

Timerange: 00/22:15:01 to 00/22:28:59

Plot file version 28 created 27-OCT-2023 18:02:53

UGC1837 EV024I 4.UVDATA.1

Freq = 1.5950 GHz, Bw = 32.000 MH No calibration applied and no bandpass applied

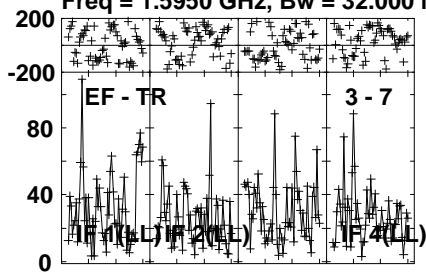


Lower frame: Micro Ampl Jy Top frame: Phas deg  
Vector averaged cross-power spectrum Several baselines displayed  
Timerange: 00/22:29:31 to 00/22:43:59

Plot file version 29 created 27-OCT-2023 18:02:53

UGC1837 EV024I 4.UVDATA.1

Freq = 1.5950 GHz, Bw = 32.000 MH No calibration applied and no bandpass applied



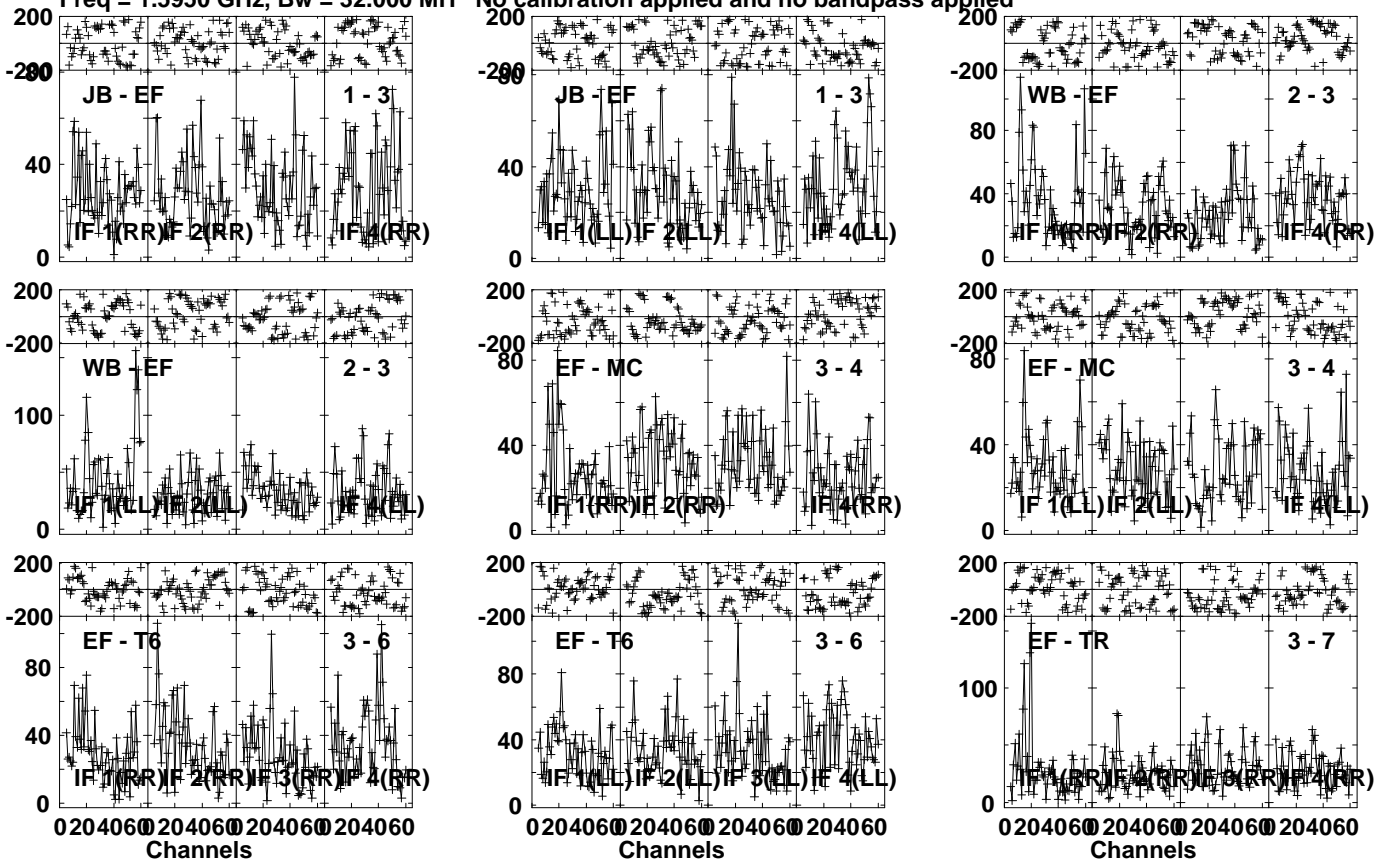
Lower frame: Micro Ampl Jy Top frame: Phas deg  
Vector averaged cross-power spectrum Several baselines displayed  
Timerange: 00/22:29:31 to 00/22:43:59

Plot file version 30 created 27-OCT-2023 18:02:53

UGC1837 EV024I 4.UVDATA.1

Freq = 1.5950 GHz, Bw = 32.000 MH

No calibration applied and no bandpass applied

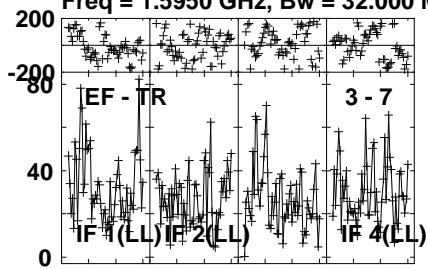


Lower frame: Micro Ampl Jy Top frame: Phas deg  
Vector averaged cross-power spectrum Several baselines displayed  
Timerange: 00/22:44:31 to 00/22:58:59

Plot file version 31 created 27-OCT-2023 18:02:54

UGC1837 EV024I 4.UVDATA.1

Freq = 1.5950 GHz, Bw = 32.000 MH No calibration applied and no bandpass applied

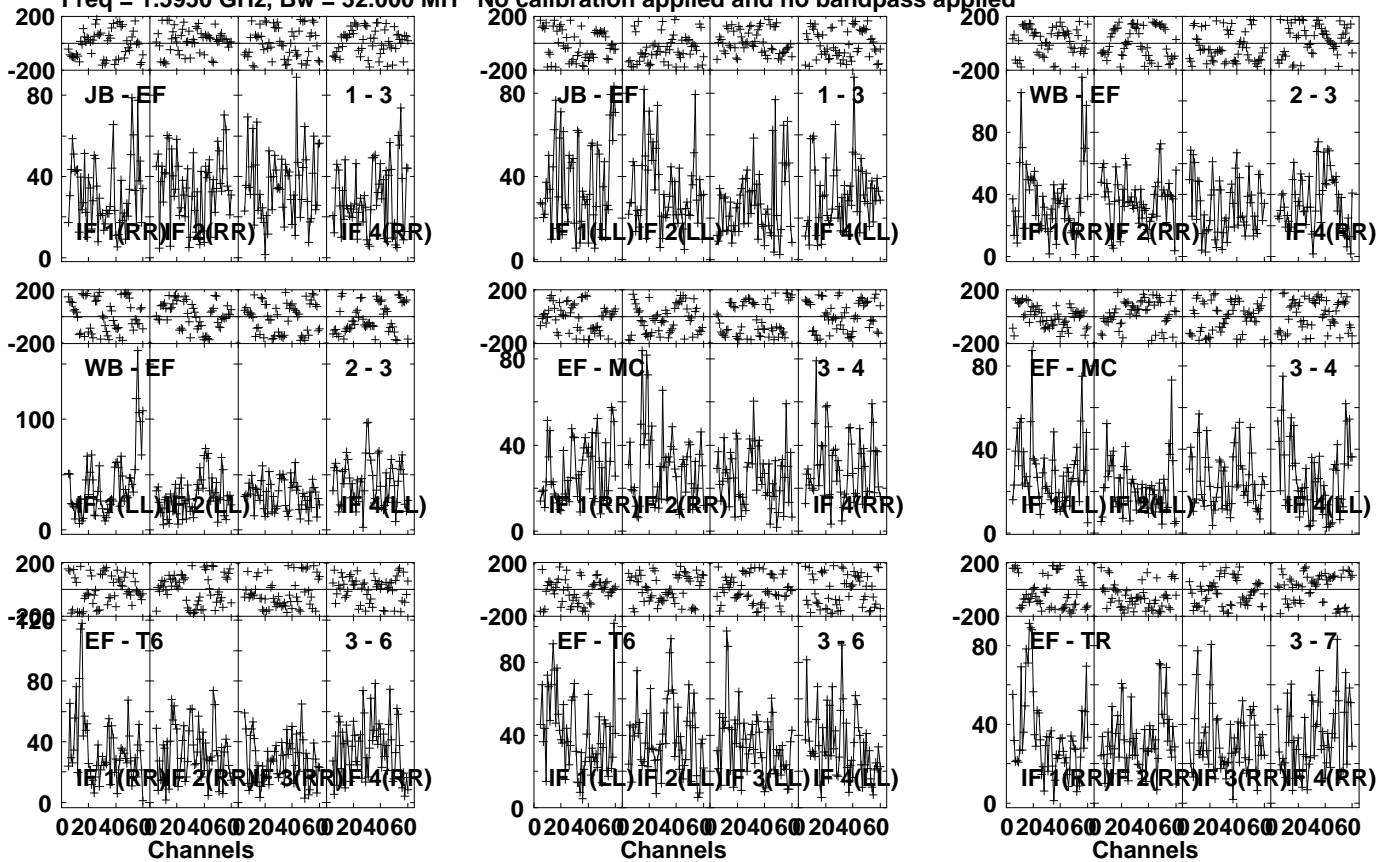


Lower frame: Micro Ampl Jy Top frame: Phas deg  
Vector averaged cross-power spectrum Several baselines displayed  
Timerange: 00/22:44:31 to 00/22:58:59

Plot file version 32 created 27-OCT-2023 18:02:54

UGC1837 EV024I 4.UVDATA.1

Freq = 1.5950 GHz, Bw = 32.000 MH No calibration applied and no bandpass applied



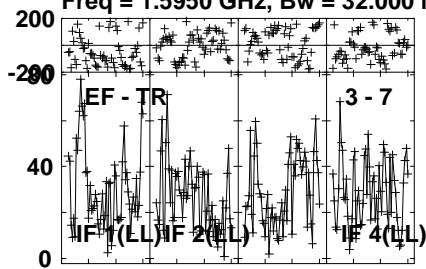
Lower frame: Micro Ampl Jy Top frame: Phas deg  
Vector averaged cross-power spectrum Several baselines displayed  
Timerange: 00/22:59:31 to 00/23:13:59



Plot file version 33 created 27-OCT-2023 18:02:54

UGC1837 EV024I 4.UVDATA.1

Freq = 1.5950 GHz, Bw = 32.000 MH No calibration applied and no bandpass applied



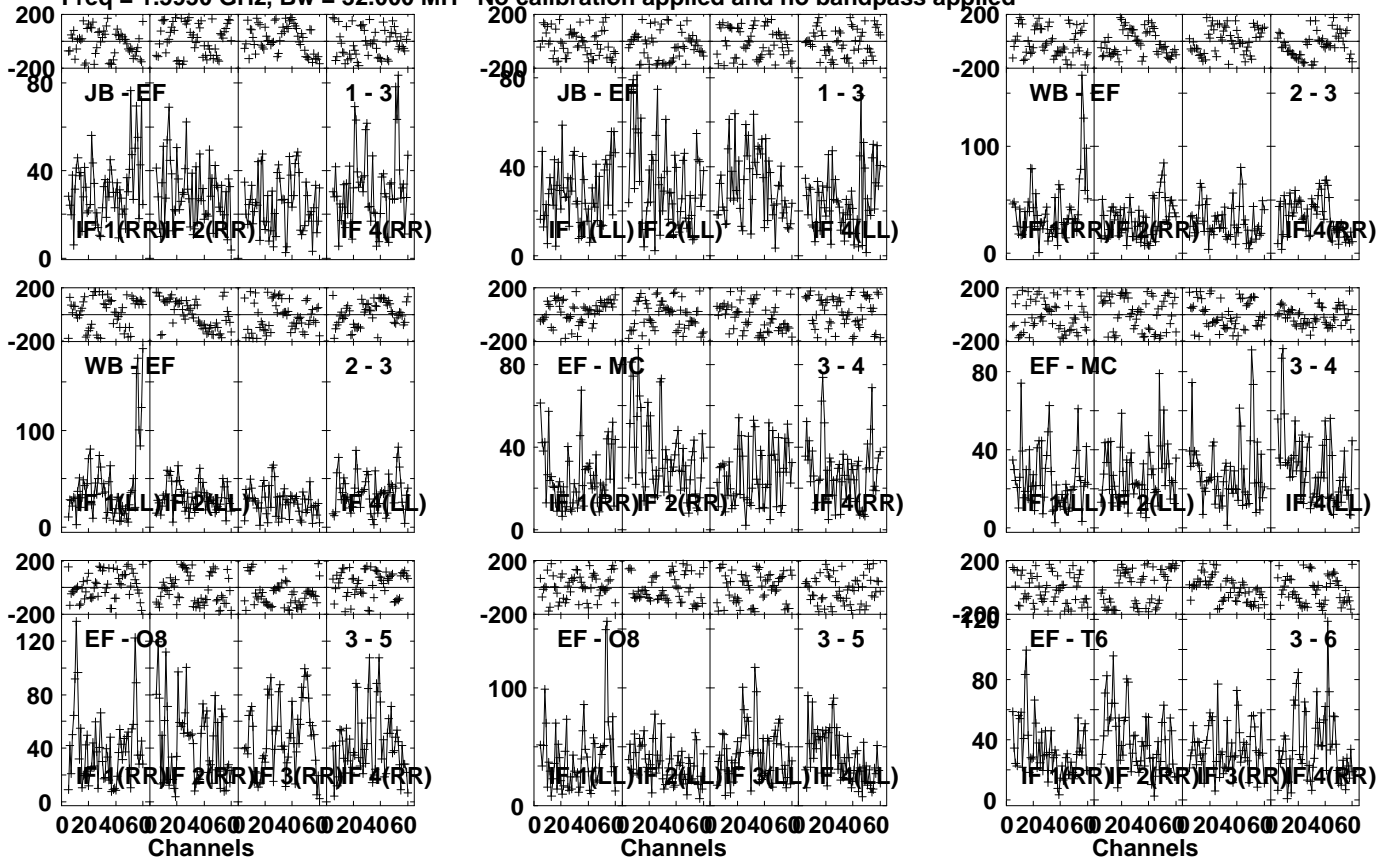
Lower frame: Micro Ampl Jy Top frame: Phas deg  
Vector averaged cross-power spectrum Several baselines displayed  
Timerange: 00/22:59:31 to 00/23:13:59

Plot file version 34 created 27-OCT-2023 18:02:54

UGC1837 EV024I 4.UVDATA.1

Freq = 1.5950 GHz, Bw = 32.000 MH

No calibration applied and no bandpass applied

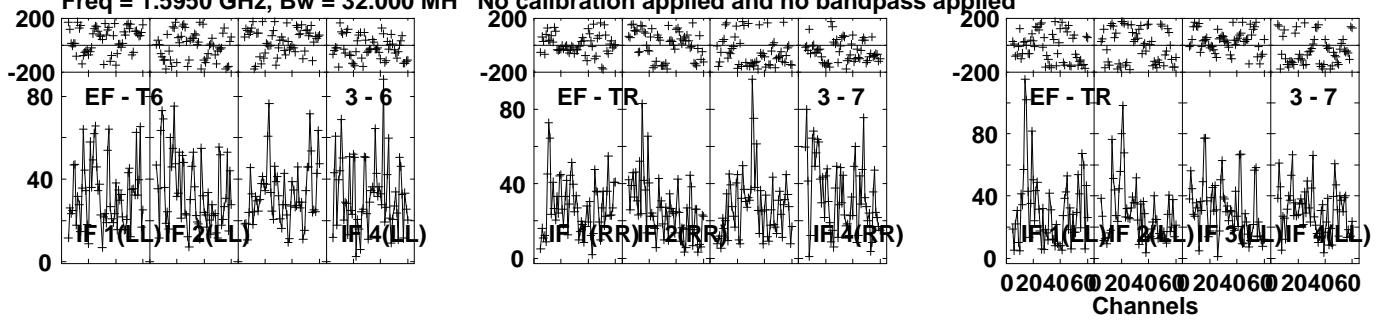


Lower frame: Micro Ampl Jy Top frame: Phas deg  
Vector averaged cross-power spectrum Several baselines displayed  
Timerange: 00/23:14:31 to 00/23:28:59

Plot file version 35 created 27-OCT-2023 18:02:54

UGC1837 EV024I 4.UVDATA.1

Freq = 1.5950 GHz, Bw = 32.000 MH No calibration applied and no bandpass applied

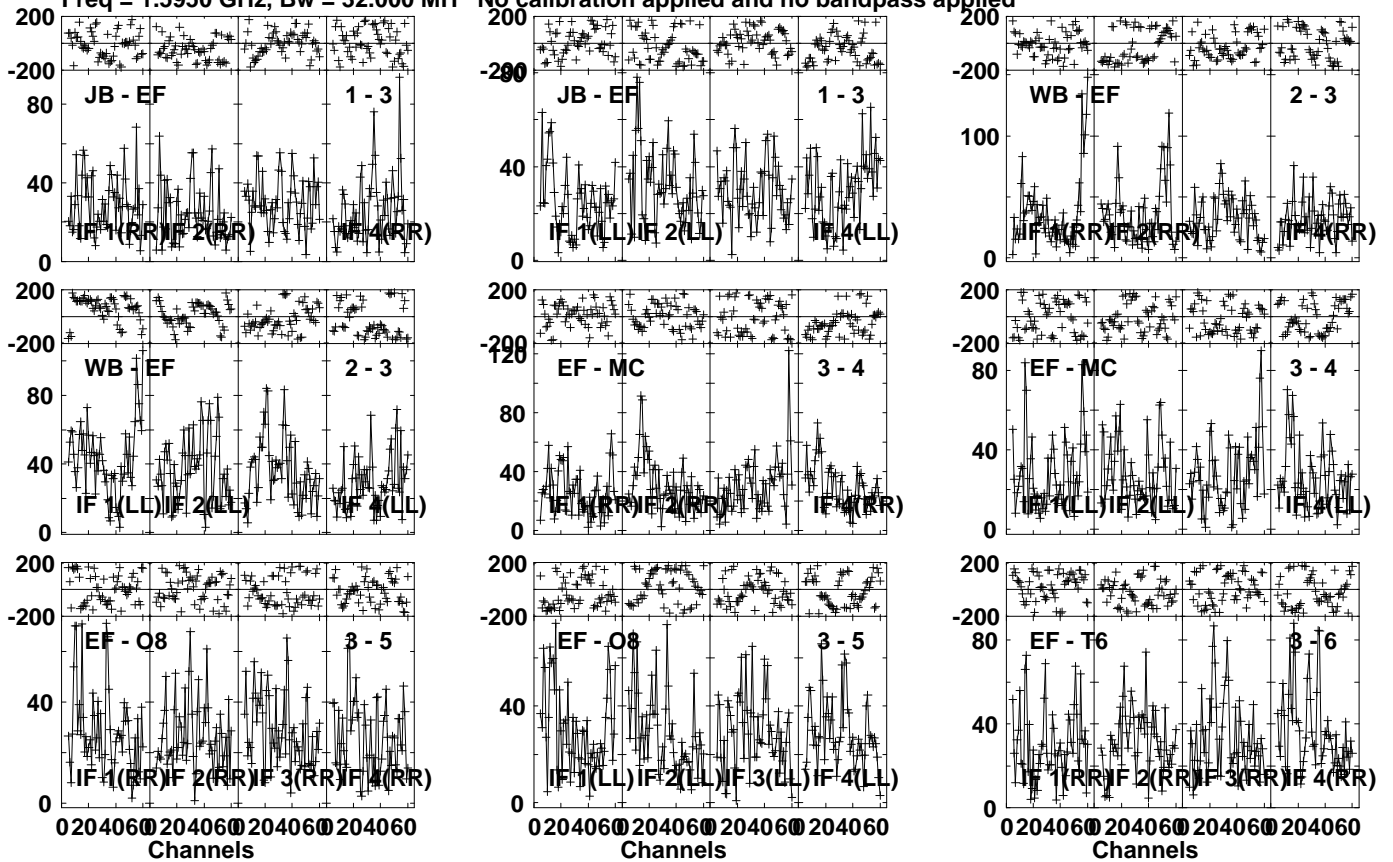


Lower frame: Micro Ampl Jy Top frame: Phas deg  
Vector averaged cross-power spectrum Several baselines displayed  
Timerange: 00/23:14:31 to 00/23:28:59

Plot file version 36 created 27-OCT-2023 18:02:54

UGC1837 EV024I 4.UVDATA.1

Freq = 1.5950 GHz, Bw = 32.000 MH No calibration applied and no bandpass applied

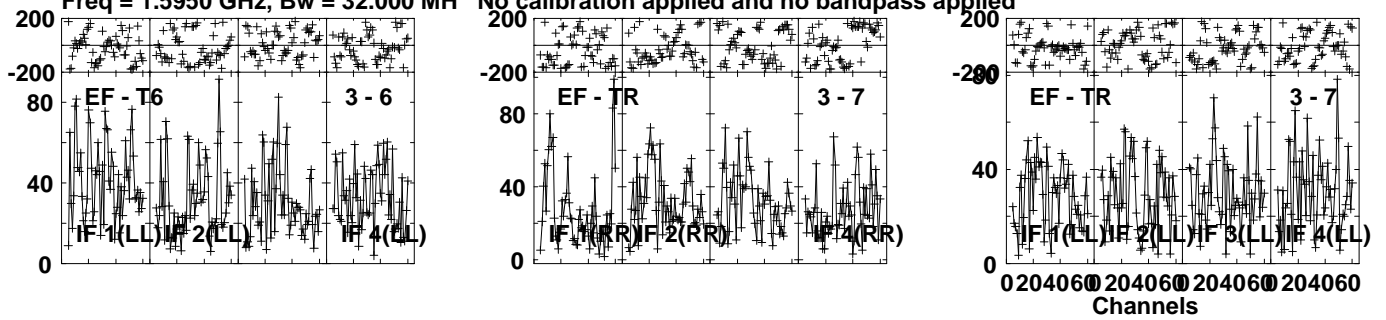


Lower frame: Micro Ampl Jy Top frame: Phas deg  
Vector averaged cross-power spectrum Several baselines displayed  
Timerange: 00/23:29:31 to 00/23:43:59

Plot file version 37 created 27-OCT-2023 18:02:55

UGC1837 EV024I 4.UVDATA.1

Freq = 1.5950 GHz, Bw = 32.000 MH No calibration applied and no bandpass applied

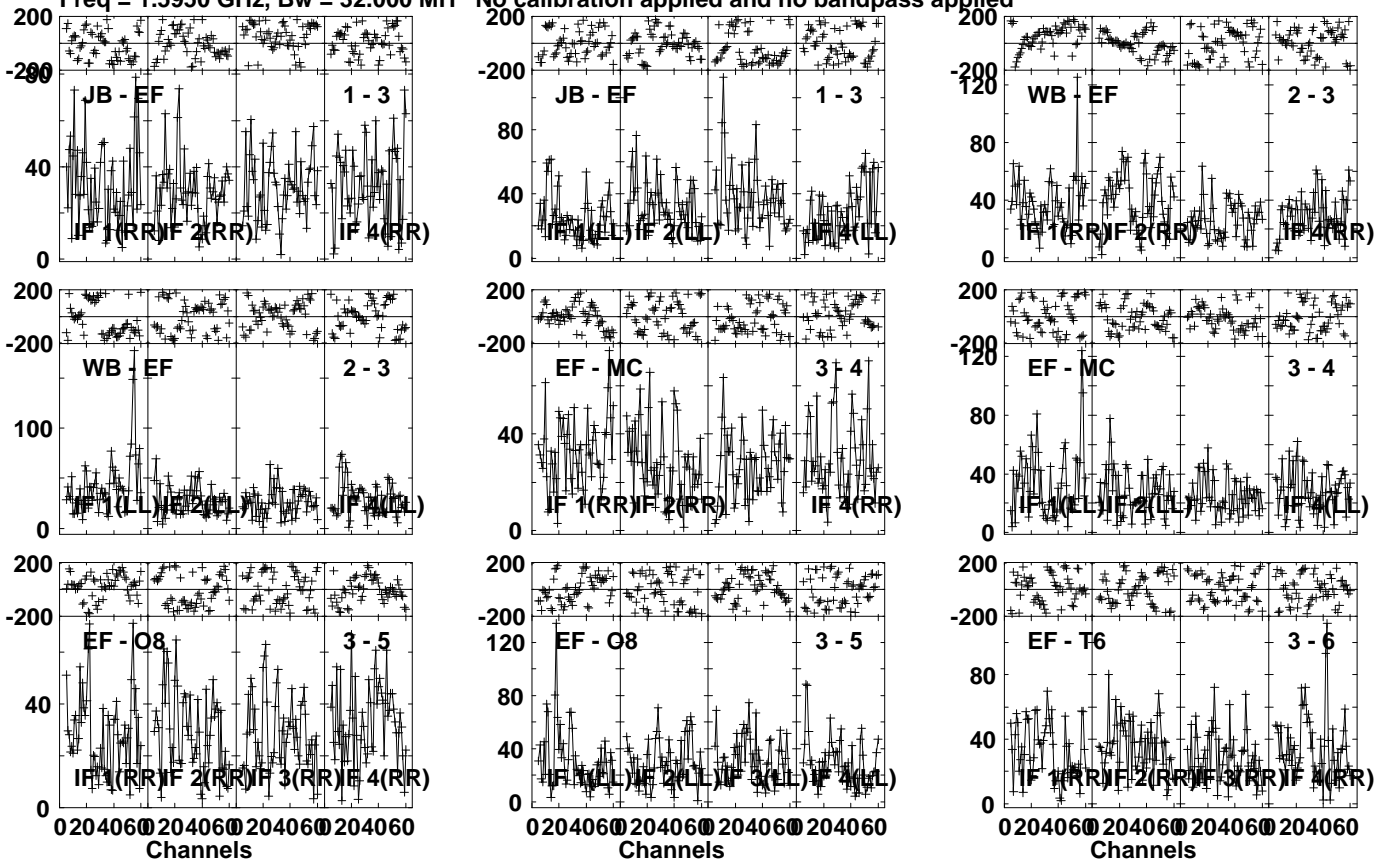


Lower frame: Micro Ampl Jy Top frame: Phas deg  
Vector averaged cross-power spectrum Several baselines displayed  
Timerange: 00/23:29:31 to 00/23:43:59

Plot file version 38 created 27-OCT-2023 18:02:55

UGC1837 EV024I 4.UVDATA.1

Freq = 1.5950 GHz, Bw = 32.000 MH No calibration applied and no bandpass applied

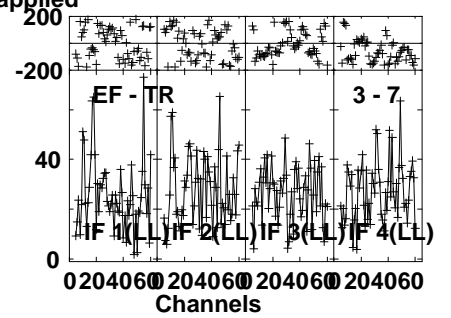
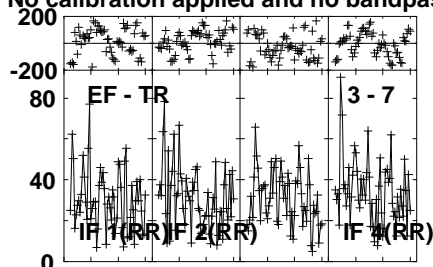
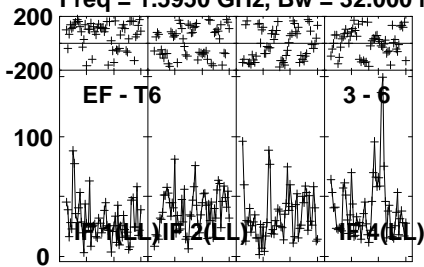


Lower frame: Micro Ampl Jy Top frame: Phas deg  
Vector averaged cross-power spectrum Several baselines displayed  
Timerange: 00/23:44:31 to 00/23:58:59

Plot file version 39 created 27-OCT-2023 18:02:55

UGC1837 EV024I 4.UVDATA.1

Freq = 1.5950 GHz, Bw = 32.000 MH No calibration applied and no bandpass applied

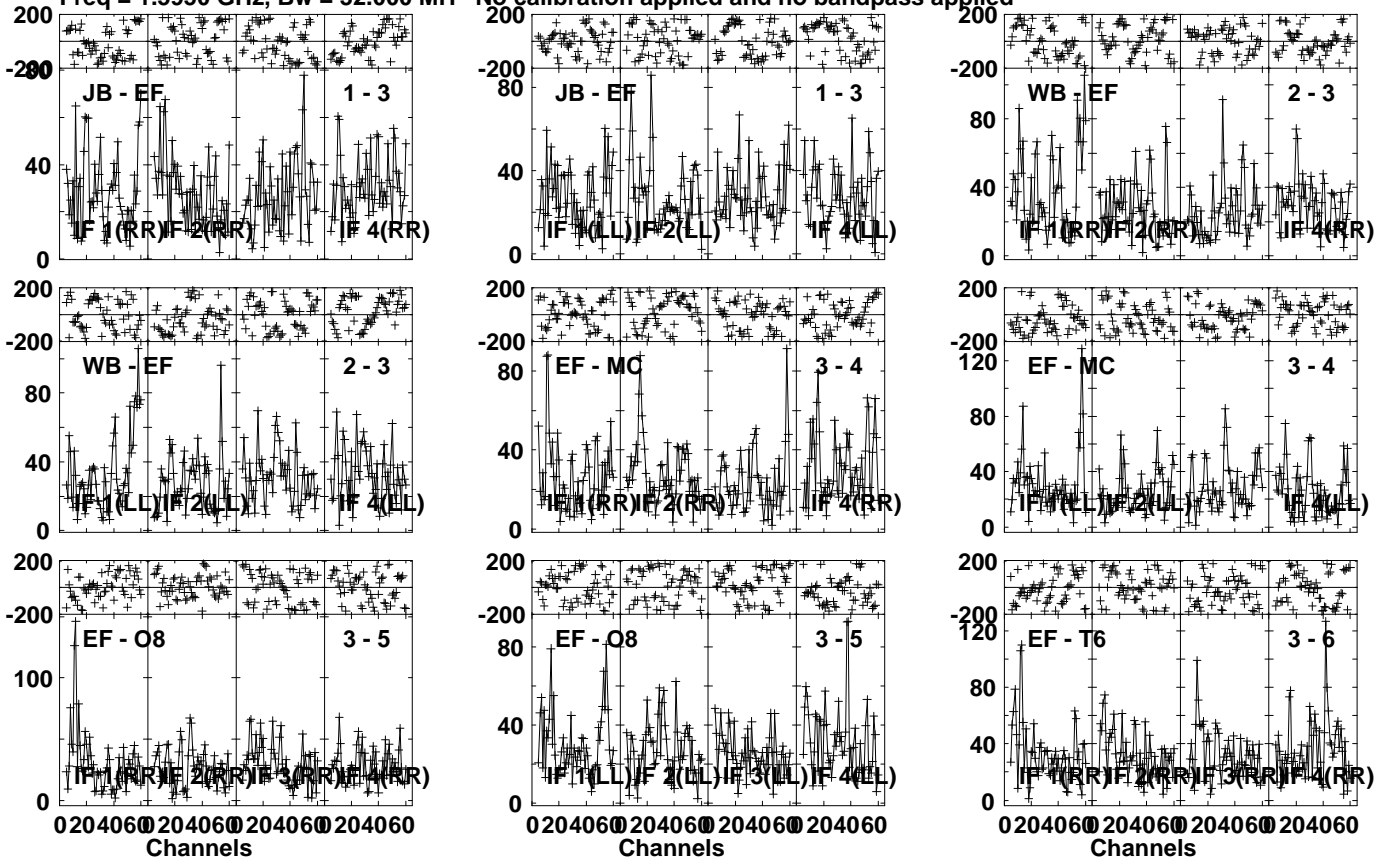


Lower frame: Micro Ampl Jy Top frame: Phas deg  
Vector averaged cross-power spectrum Several baselines displayed  
Timerange: 00/23:44:31 to 00/23:58:59

Plot file version 40 created 27-OCT-2023 18:02:55

UGC1837 EV024I 4.UVDATA.1

Freq = 1.5950 GHz, Bw = 32.000 MH No calibration applied and no bandpass applied



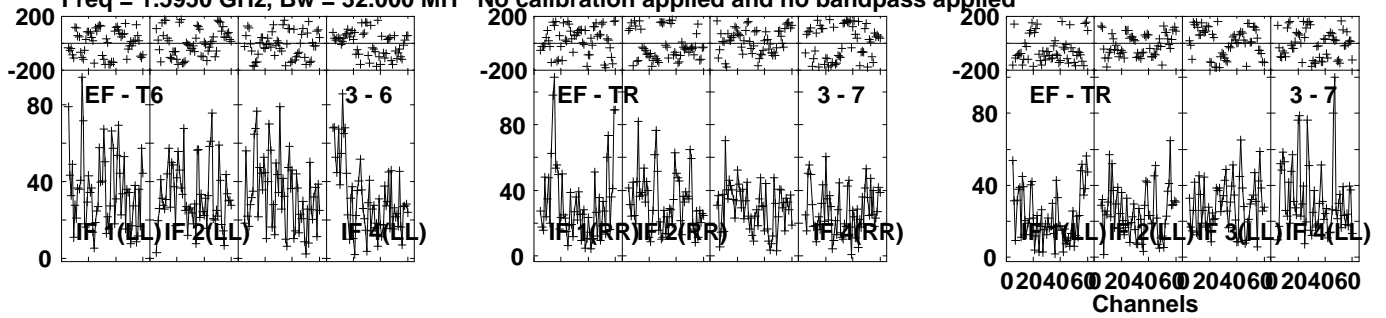
Lower frame: Micro Ampl Jy Top frame: Phas deg  
Vector averaged cross-power spectrum Several baselines displayed  
Timerange: 00/23:59:31 to 01/00:13:59



Plot file version 41 created 27-OCT-2023 18:02:55

UGC1837 EV024I 4.UVDATA.1

Freq = 1.5950 GHz, Bw = 32.000 MH No calibration applied and no bandpass applied



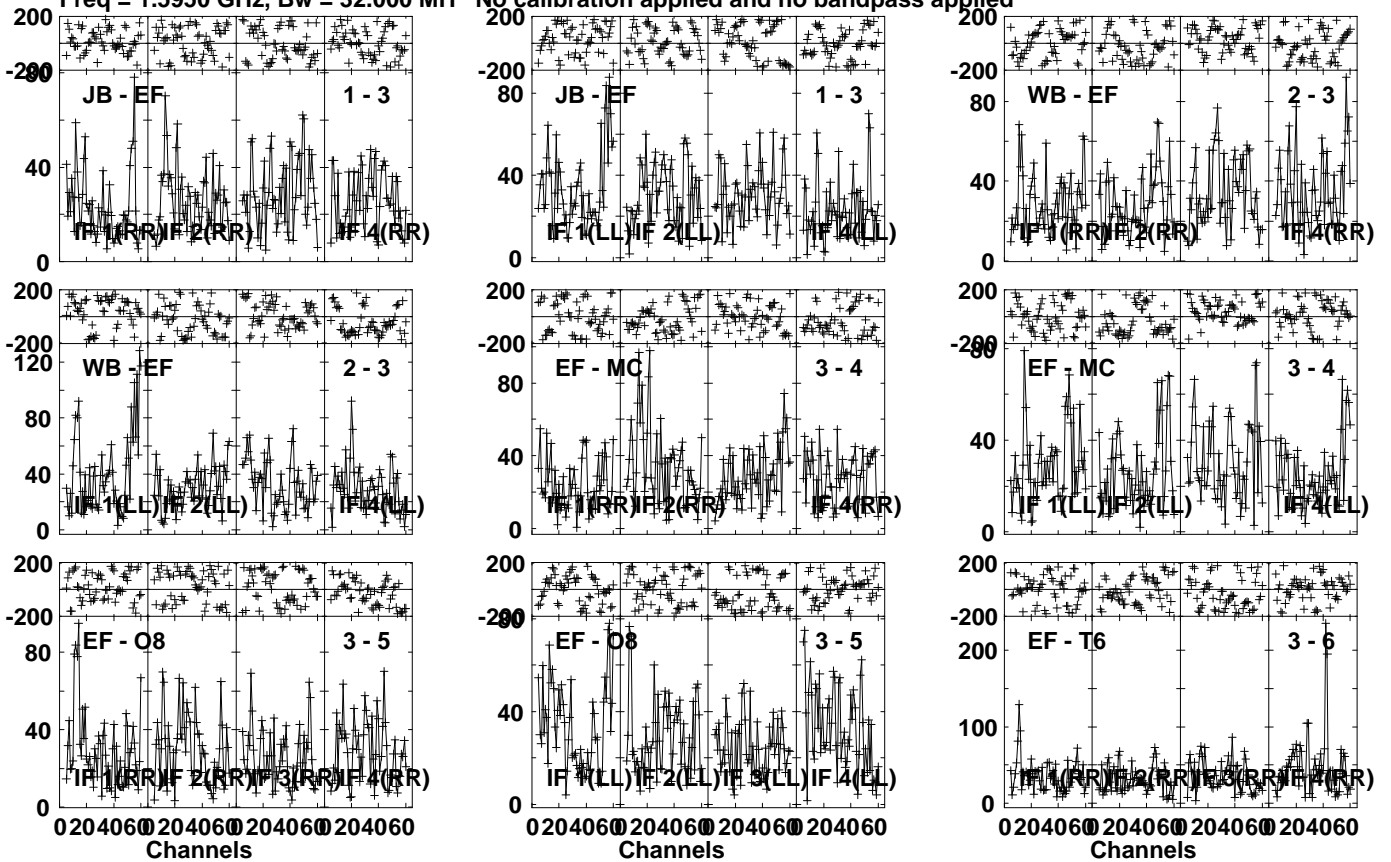
Lower frame: Micro Ampl Jy Top frame: Phas deg  
Vector averaged cross-power spectrum Several baselines displayed  
Timerange: 00/23:59:31 to 01/00:13:59

Plot file version 42 created 27-OCT-2023 18:02:55

UGC1837 EV024I 4.UVDATA.1

Freq = 1.5950 GHz, Bw = 32.000 MH

No calibration applied and no bandpass applied

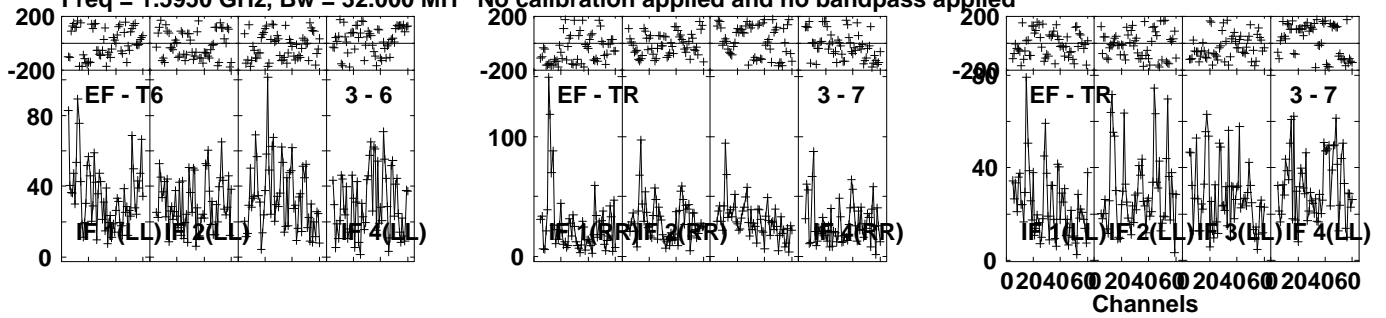


Lower frame: Micro Ampl Jy Top frame: Phas deg  
Vector averaged cross-power spectrum Several baselines displayed  
Timerange: 01/00:14:31 to 01/00:28:59

Plot file version 43 created 27-OCT-2023 18:02:56

UGC1837 EV024I 4.UVDATA.1

Freq = 1.5950 GHz, Bw = 32.000 MH No calibration applied and no bandpass applied



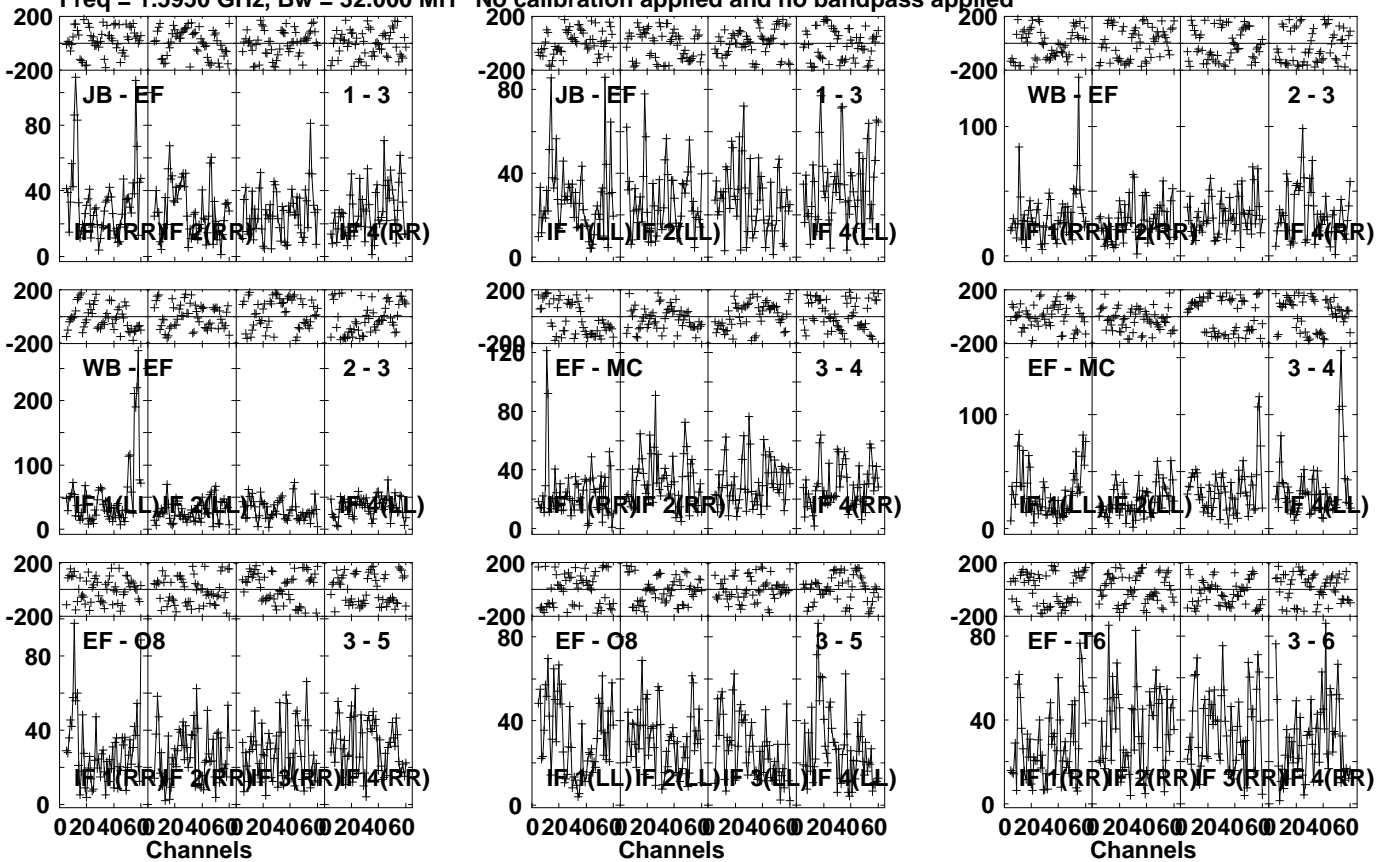
Lower frame: Micro Ampl Jy Top frame: Phas deg  
Vector averaged cross-power spectrum Several baselines displayed  
Timerange: 01/00:14:31 to 01/00:28:59

Plot file version 44 created 27-OCT-2023 18:02:56

UGC1837 EV024I 4.UVDATA.1

Freq = 1.5950 GHz, Bw = 32.000 MH

No calibration applied and no bandpass applied

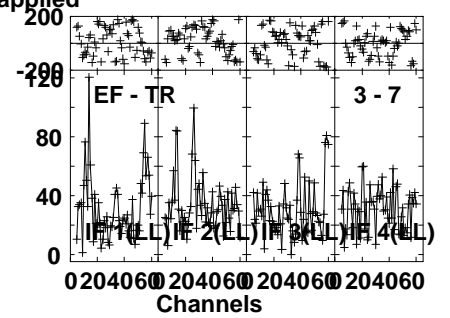
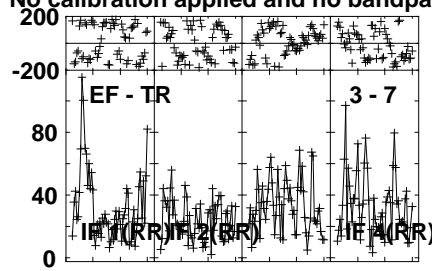
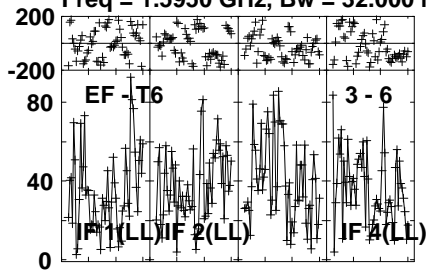


Lower frame: Micro Ampl Jy Top frame: Phas deg  
Vector averaged cross-power spectrum Several baselines displayed  
Timerange: 01/00:29:31 to 01/00:43:59

Plot file version 45 created 27-OCT-2023 18:02:56

UGC1837 EV024I 4.UVDATA.1

Freq = 1.5950 GHz, Bw = 32.000 MH No calibration applied and no bandpass applied



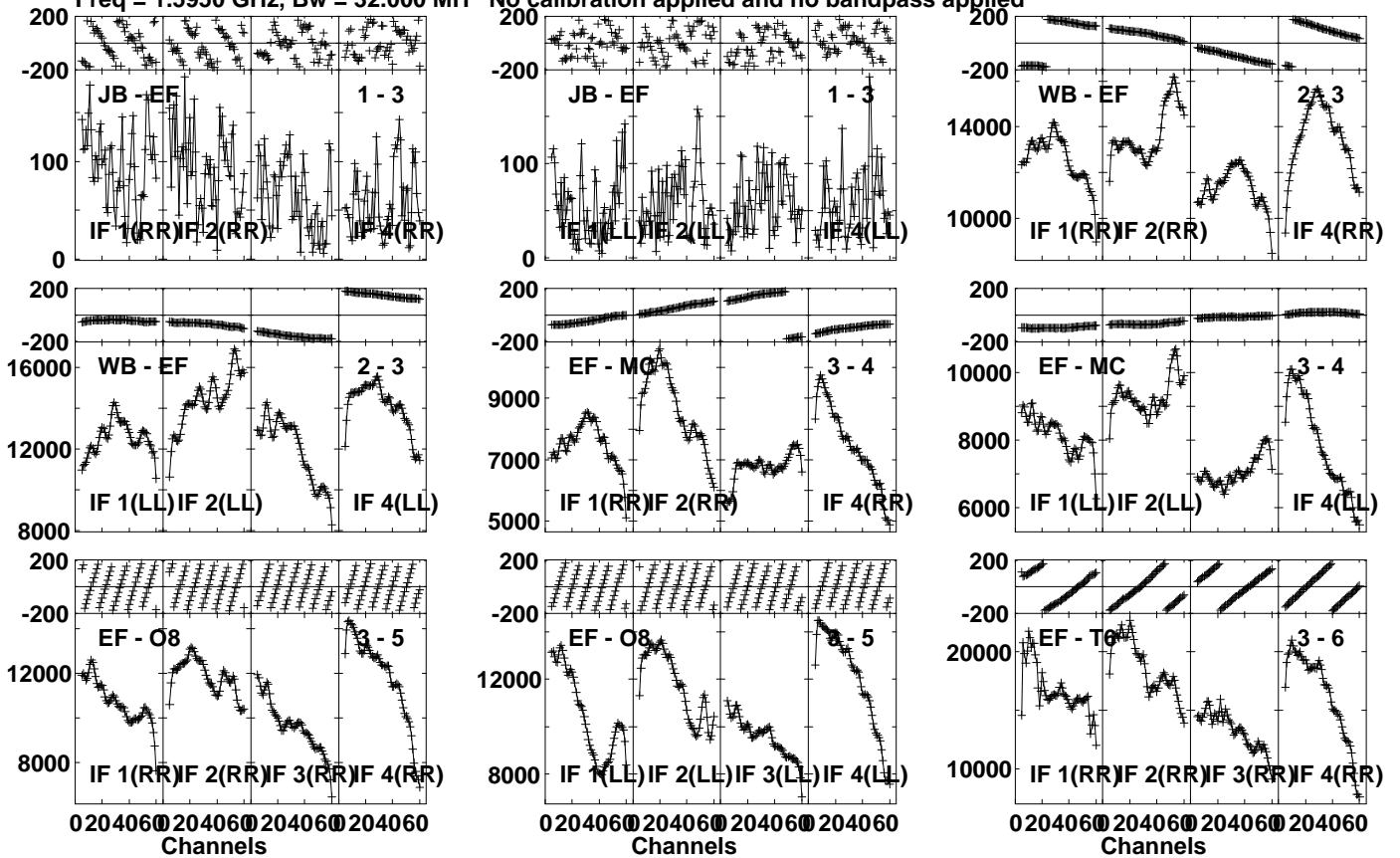
Lower frame: Micro Ampl Jy Top frame: Phas deg  
Vector averaged cross-power spectrum Several baselines displayed  
Timerange: 01/00:29:31 to 01/00:43:59

Plot file version 46 created 27-OCT-2023 18:02:56

0133+476 EV024I 4.UVDATA.1

Freq = 1.5950 GHz, Bw = 32.000 MH

No calibration applied and no bandpass applied



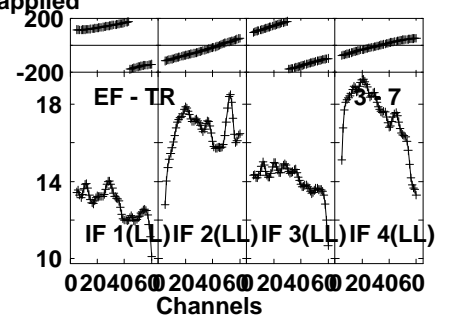
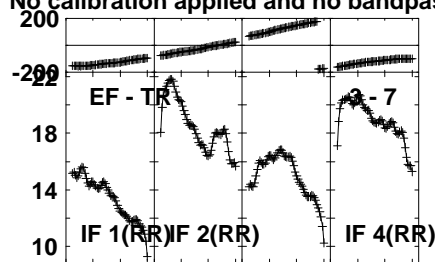
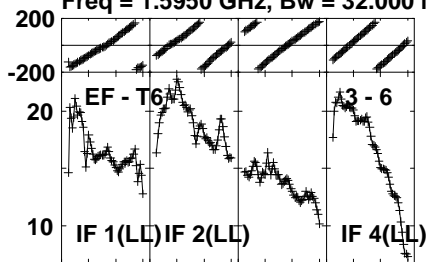
Lower frame: Micro Ampl Jy Top frame: Phas deg  
Vector averaged cross-power spectrum Several baselines displayed  
Timerange: 01/00:45:01 to 01/00:49:59

Plot file version 47 created 27-OCT-2023 18:02:56

0133+476 EV024I 4.UVDATA.1

Freq = 1.5950 GHz, Bw = 32.000 MH

No calibration applied and no bandpass applied

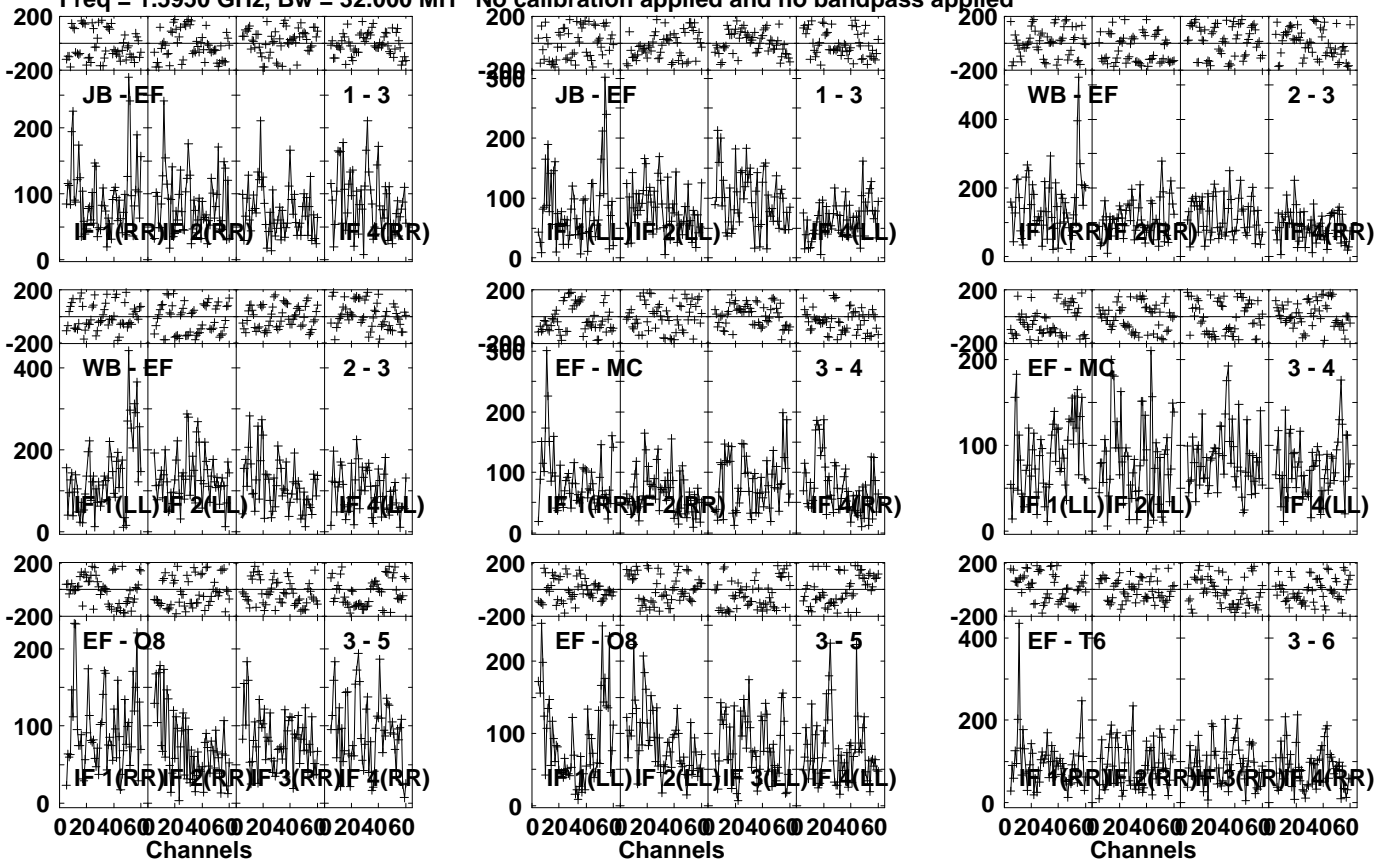


Lower frame: Milli Ampl Jy Top frame: Phas deg  
Vector averaged cross-power spectrum Several baselines displayed  
Timerange: 01/00:45:01 to 01/00:49:59

Plot file version 48 created 27-OCT-2023 18:02:56

UGC1837 EV024I 4.UVDATA.1

Freq = 1.5950 GHz, Bw = 32.000 MH No calibration applied and no bandpass applied



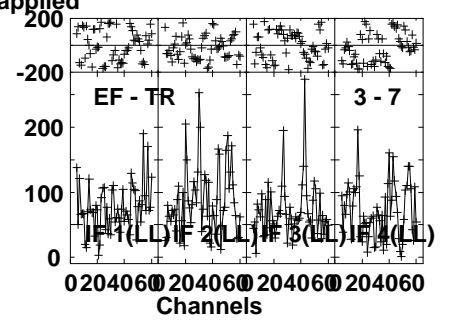
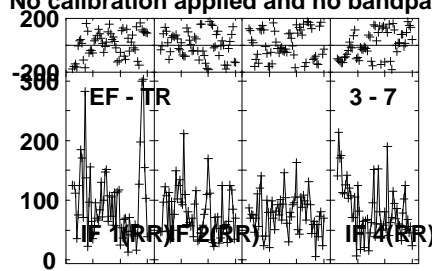
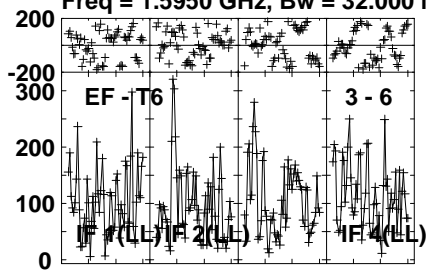
Lower frame: Micro Ampl Jy Top frame: Phas deg  
Vector averaged cross-power spectrum Several baselines displayed  
Timerange: 01/00:51:01 to 01/01:04:59



Plot file version 49 created 27-OCT-2023 18:02:56

UGC1837 EV024I 4.UVDATA.1

Freq = 1.5950 GHz, Bw = 32.000 MH No calibration applied and no bandpass applied

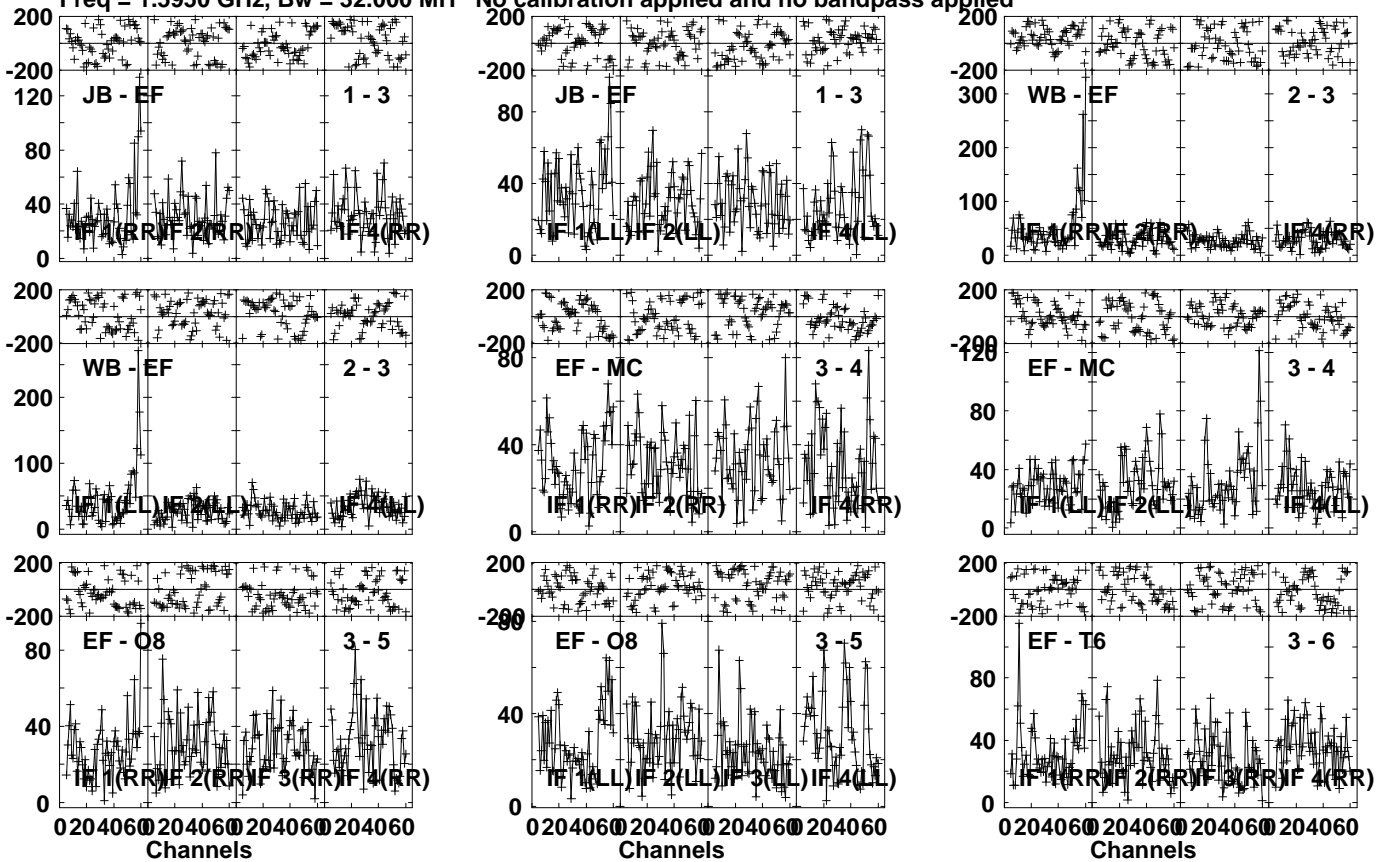


Lower frame: Micro Ampl Jy Top frame: Phas deg  
Vector averaged cross-power spectrum Several baselines displayed  
Timerange: 01/00:51:01 to 01/01:04:59

Plot file version 50 created 27-OCT-2023 18:02:57

UGC1837 EV024I 4.UVDATA.1

Freq = 1.5950 GHz, Bw = 32.000 MH No calibration applied and no bandpass applied

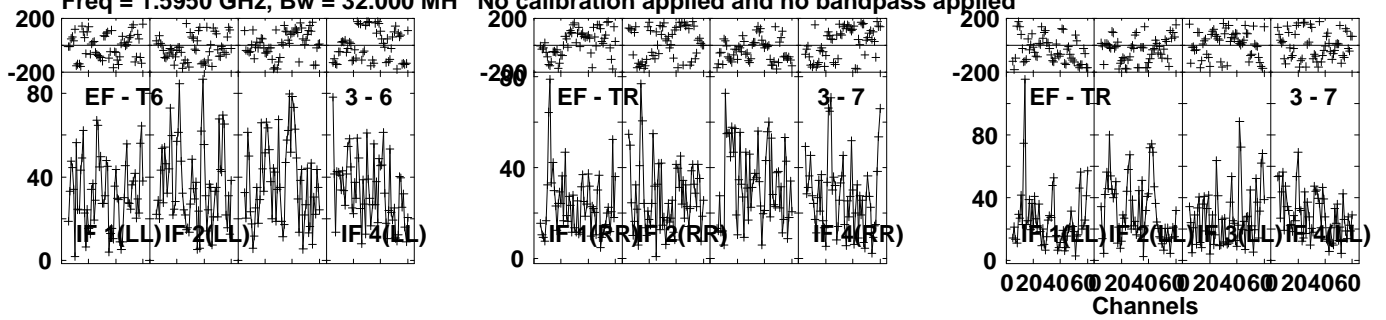


Lower frame: Micro Ampl Jy Top frame: Phas deg  
Vector averaged cross-power spectrum Several baselines displayed  
Timerange: 01/01:05:31 to 01/01:19:59

Plot file version 51 created 27-OCT-2023 18:02:57

UGC1837 EV024I 4.UVDATA.1

Freq = 1.5950 GHz, Bw = 32.000 MH No calibration applied and no bandpass applied

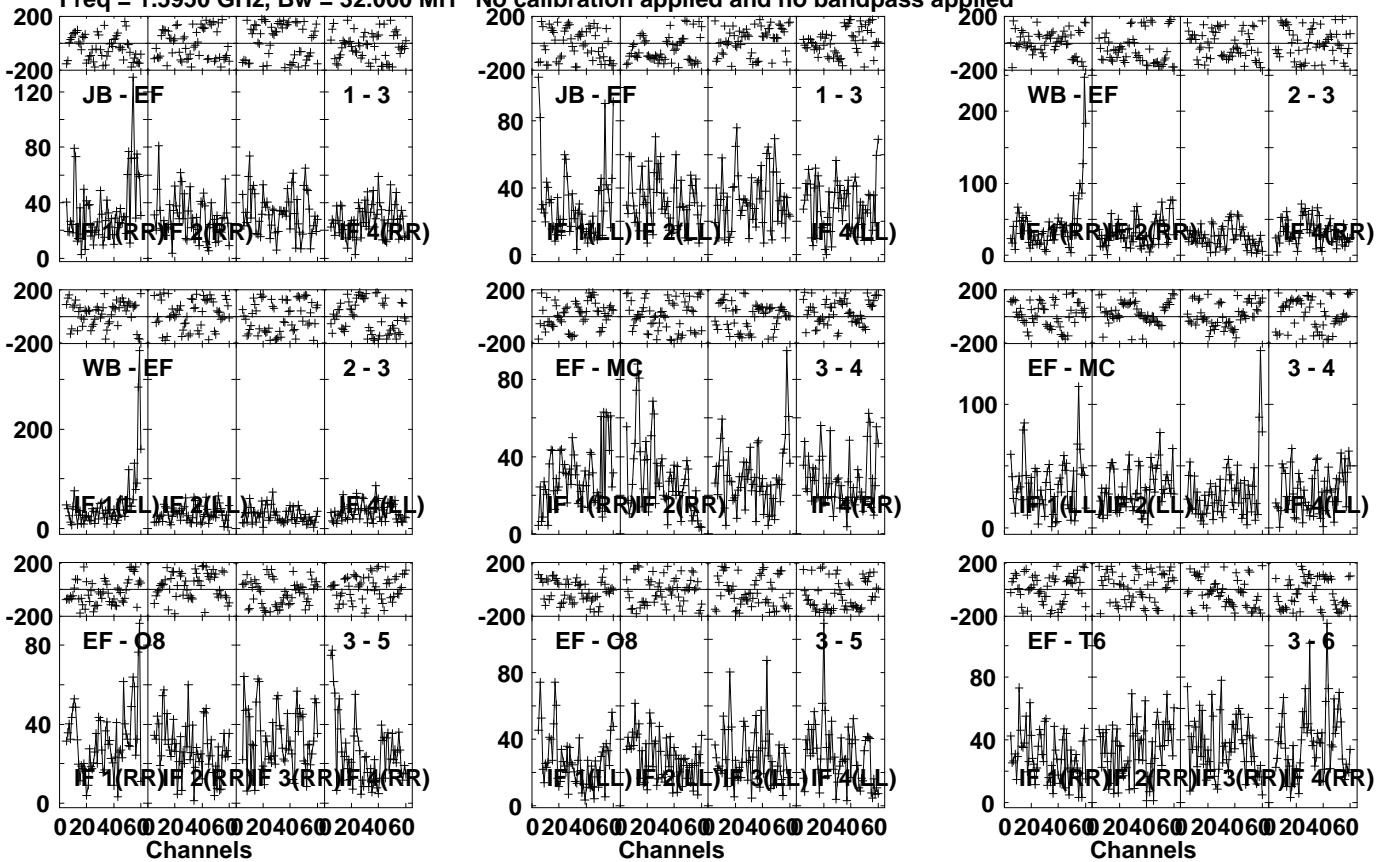


Lower frame: Micro Ampl Jy Top frame: Phas deg  
Vector averaged cross-power spectrum Several baselines displayed  
Timerange: 01/01:05:31 to 01/01:19:59

Plot file version 52 created 27-OCT-2023 18:02:57

UGC1837 EV024I 4.UVDATA.1

Freq = 1.5950 GHz, Bw = 32.000 MH No calibration applied and no bandpass applied

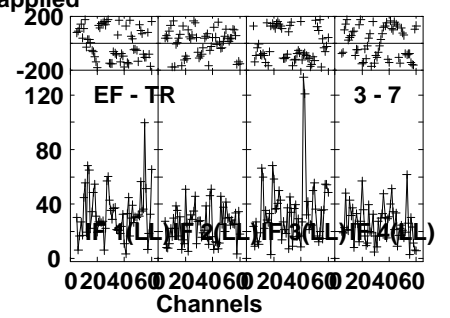
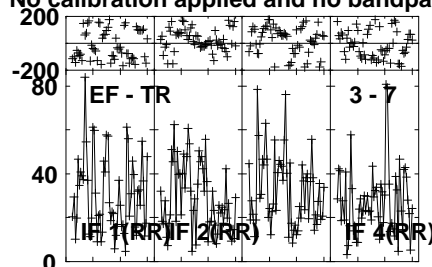
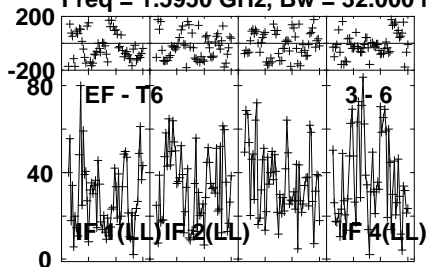


Lower frame: Micro Ampl Jy Top frame: Phas deg  
Vector averaged cross-power spectrum Several baselines displayed  
Timerange: 01/01:20:31 to 01/01:34:59

Plot file version 53 created 27-OCT-2023 18:02:57

UGC1837 EV024I 4.UVDATA.1

Freq = 1.5950 GHz, Bw = 32.000 MH No calibration applied and no bandpass applied

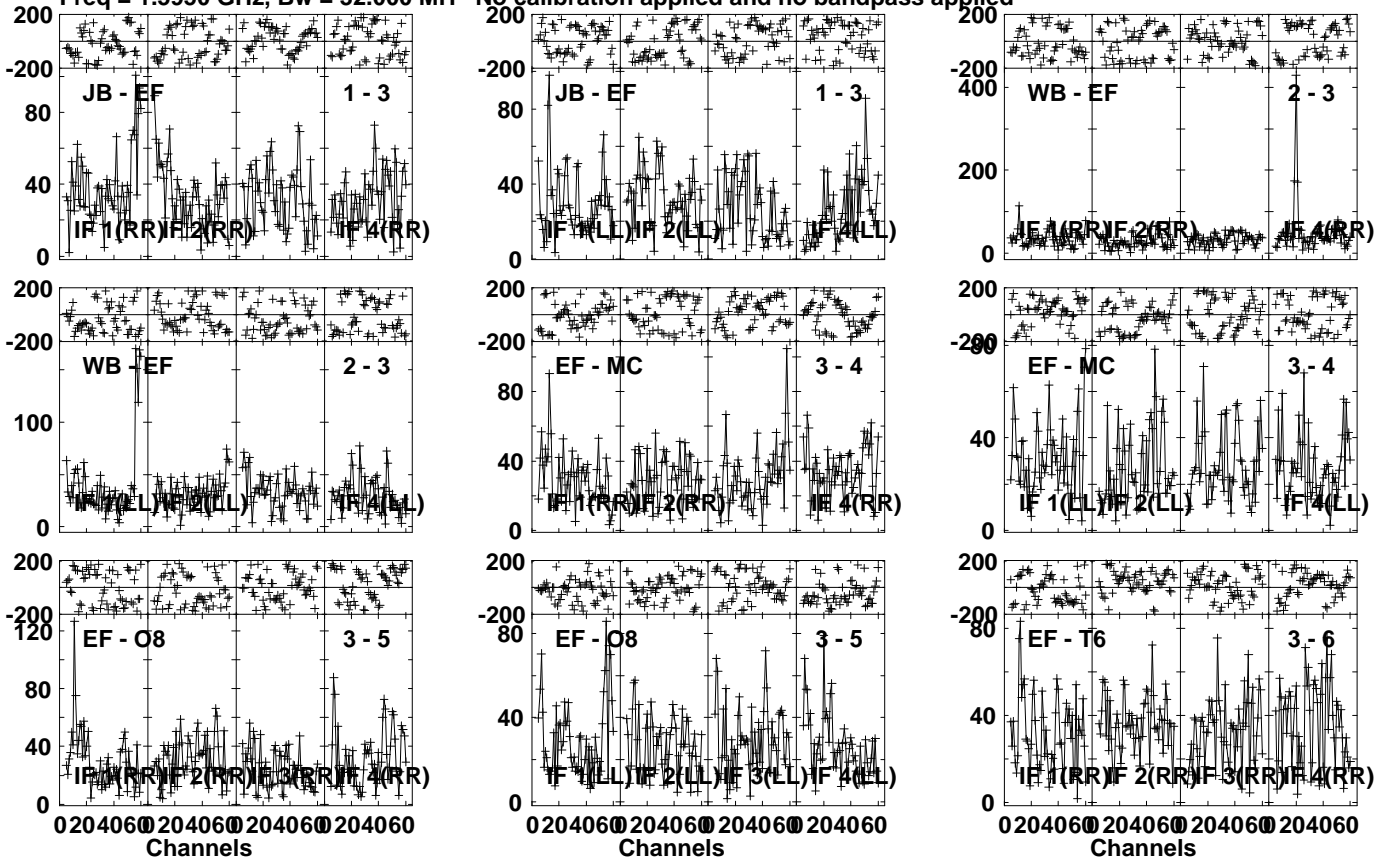


Lower frame: Micro Ampl Jy Top frame: Phas deg  
Vector averaged cross-power spectrum Several baselines displayed  
Timerange: 01/01:20:31 to 01/01:34:59

Plot file version 54 created 27-OCT-2023 18:02:57

UGC1837 EV024I 4.UVDATA.1

Freq = 1.5950 GHz, Bw = 32.000 MH No calibration applied and no bandpass applied



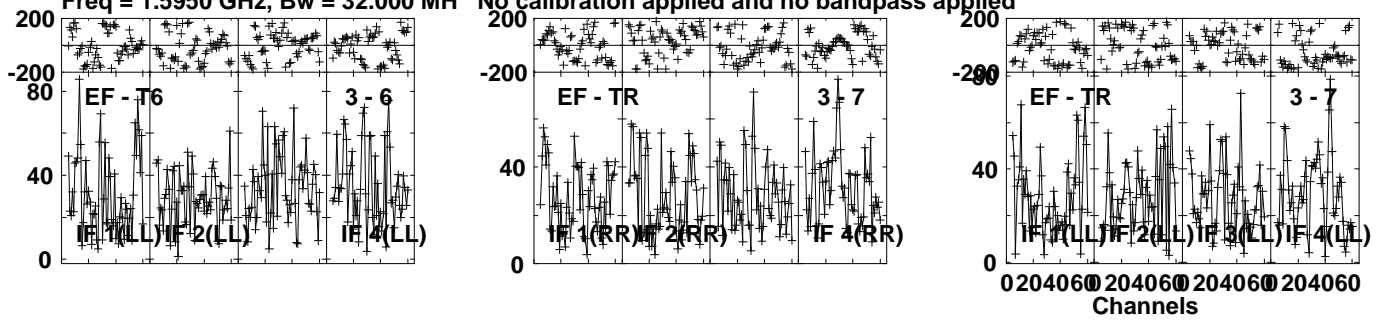
Lower frame: Micro Ampl Jy Top frame: Phas deg  
Vector averaged cross-power spectrum Several baselines displayed  
Timerange: 01/01:35:31 to 01/01:49:59

Plot file version 55 created 27-OCT-2023 18:02:57

UGC1837 EV024I 4.UVDATA.1

Freq = 1.5950 GHz, Bw = 32.000 MH

No calibration applied and no bandpass applied

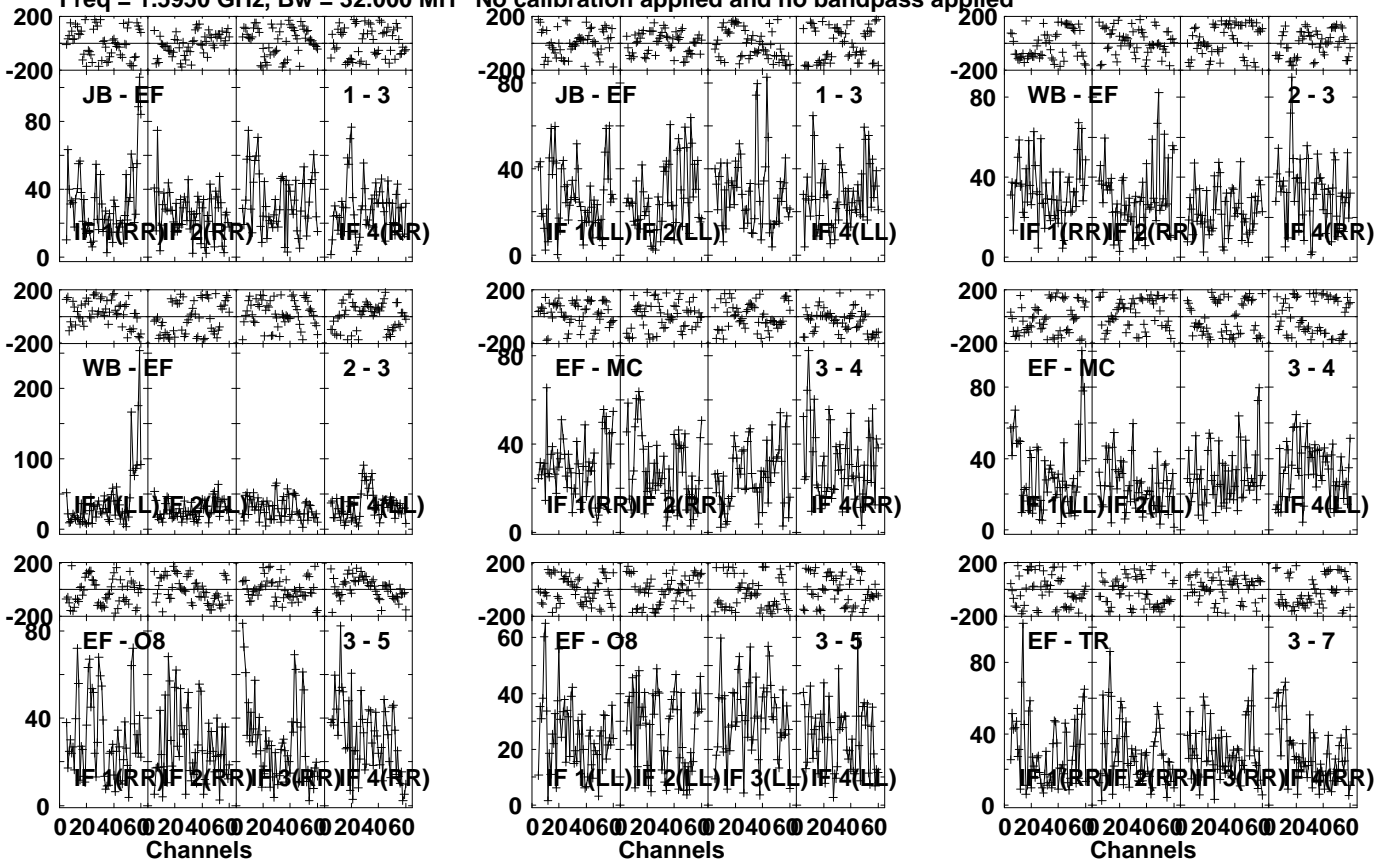


Lower frame: Micro Ampl Jy Top frame: Phas deg  
Vector averaged cross-power spectrum Several baselines displayed  
Timerange: 01/01:35:31 to 01/01:49:59

Plot file version 56 created 27-OCT-2023 18:02:58

UGC1837 EV024I 4.UVDATA.1

Freq = 1.5950 GHz, Bw = 32.000 MH No calibration applied and no bandpass applied



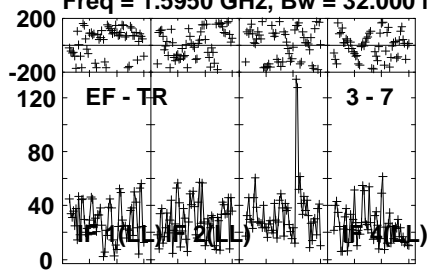
Lower frame: Micro Ampl Jy Top frame: Phas deg  
Vector averaged cross-power spectrum Several baselines displayed  
Timerange: 01/01:50:31 to 01/02:04:59



Plot file version 57 created 27-OCT-2023 18:02:58

UGC1837 EV024I 4.UVDATA.1

Freq = 1.5950 GHz, Bw = 32.000 MH No calibration applied and no bandpass applied



Lower frame: Micro Ampl Jy Top frame: Phas deg

Vector averaged cross-power spectrum Several baselines displayed

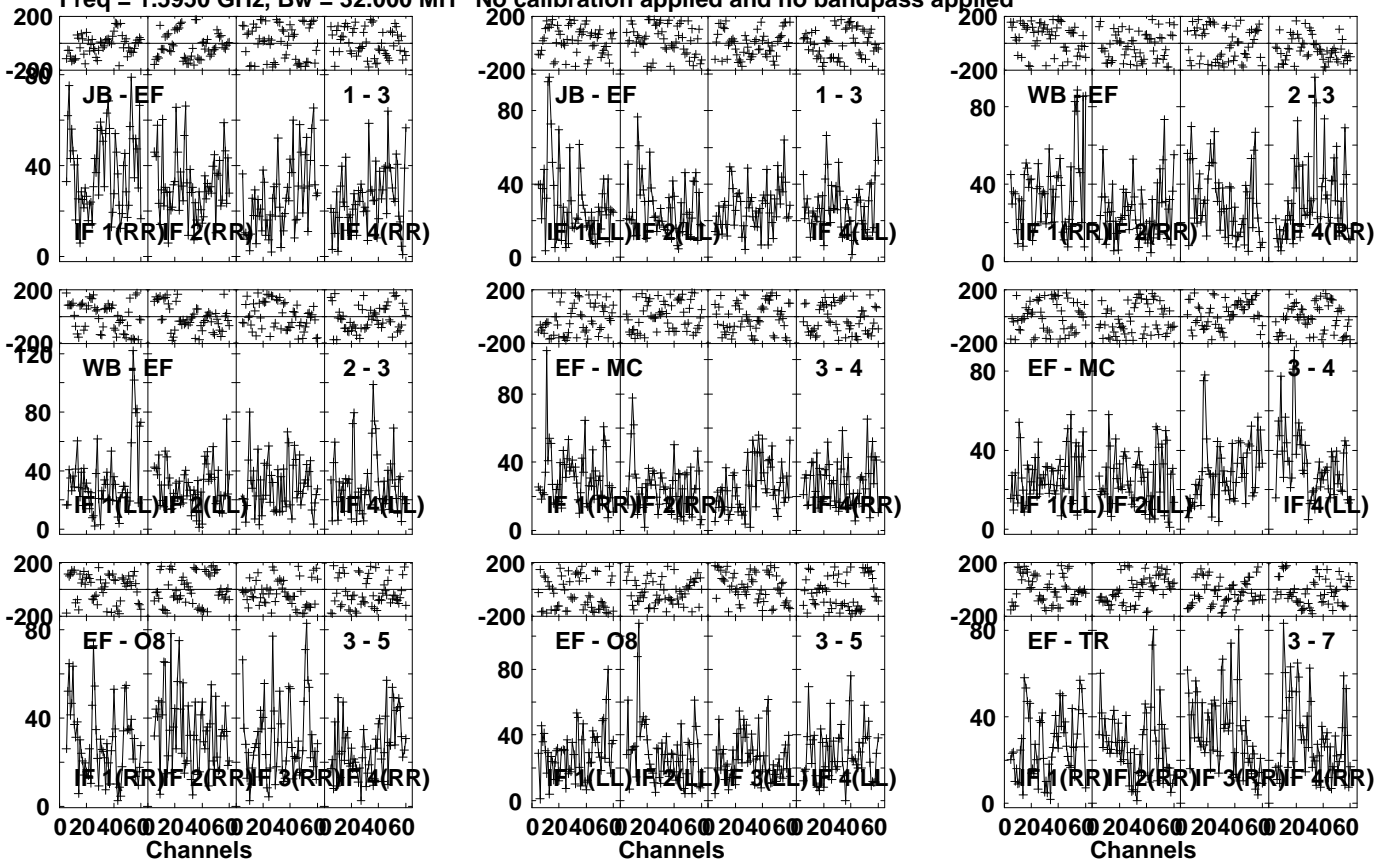
Timerange: 01/01:50:31 to 01/02:04:59

Plot file version 58 created 27-OCT-2023 18:02:58

UGC1837 EV024I 4.UVDATA.1

Freq = 1.5950 GHz, Bw = 32.000 MH

No calibration applied and no bandpass applied

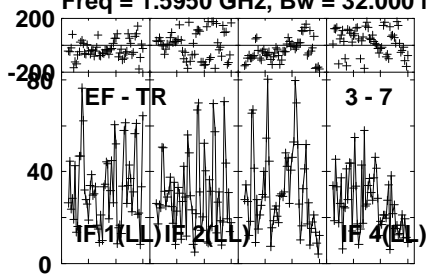


Lower frame: Micro Ampl Jy Top frame: Phas deg  
Vector averaged cross-power spectrum Several baselines displayed  
Timerange: 01/02:05:31 to 01/02:19:59

Plot file version 59 created 27-OCT-2023 18:02:58

UGC1837 EV024I 4.UVDATA.1

Freq = 1.5950 GHz, Bw = 32.000 MH No calibration applied and no bandpass applied



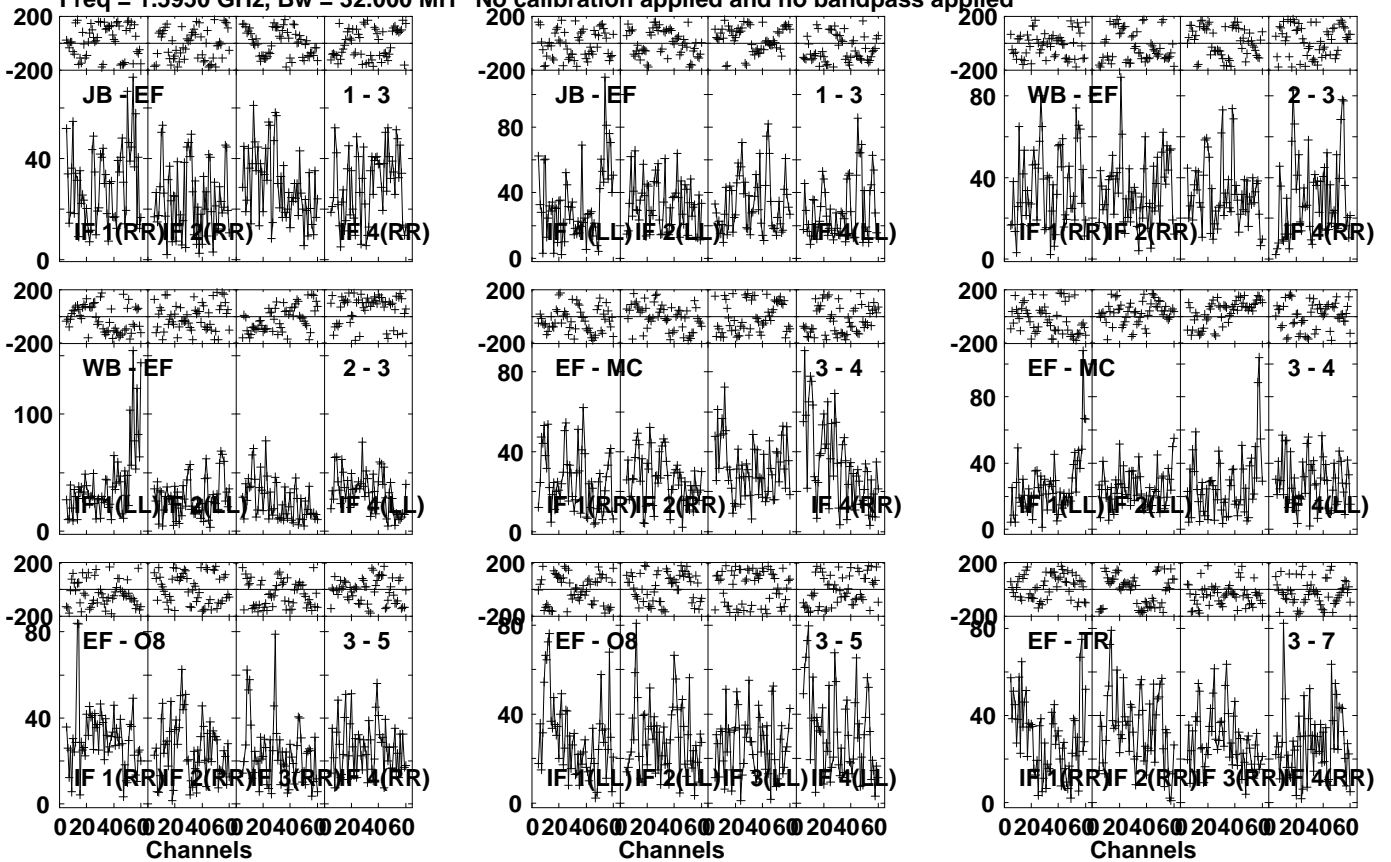
Lower frame: Micro Ampl Jy Top frame: Phas deg  
Vector averaged cross-power spectrum Several baselines displayed  
Timerange: 01/02:05:31 to 01/02:19:59

Plot file version 60 created 27-OCT-2023 18:02:58

UGC1837 EV024I 4.UVDATA.1

Freq = 1.5950 GHz, Bw = 32.000 MH

No calibration applied and no bandpass applied

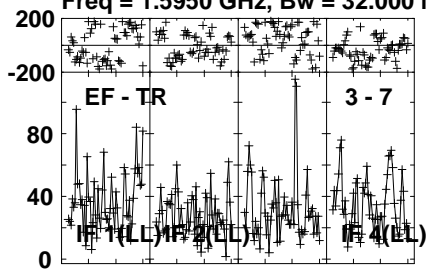


Lower frame: Micro Ampl Jy Top frame: Phas deg  
Vector averaged cross-power spectrum Several baselines displayed  
Timerange: 01/02:20:31 to 01/02:34:59

Plot file version 61 created 27-OCT-2023 18:02:58

UGC1837 EV024I 4.UVDATA.1

Freq = 1.5950 GHz, Bw = 32.000 MH No calibration applied and no bandpass applied

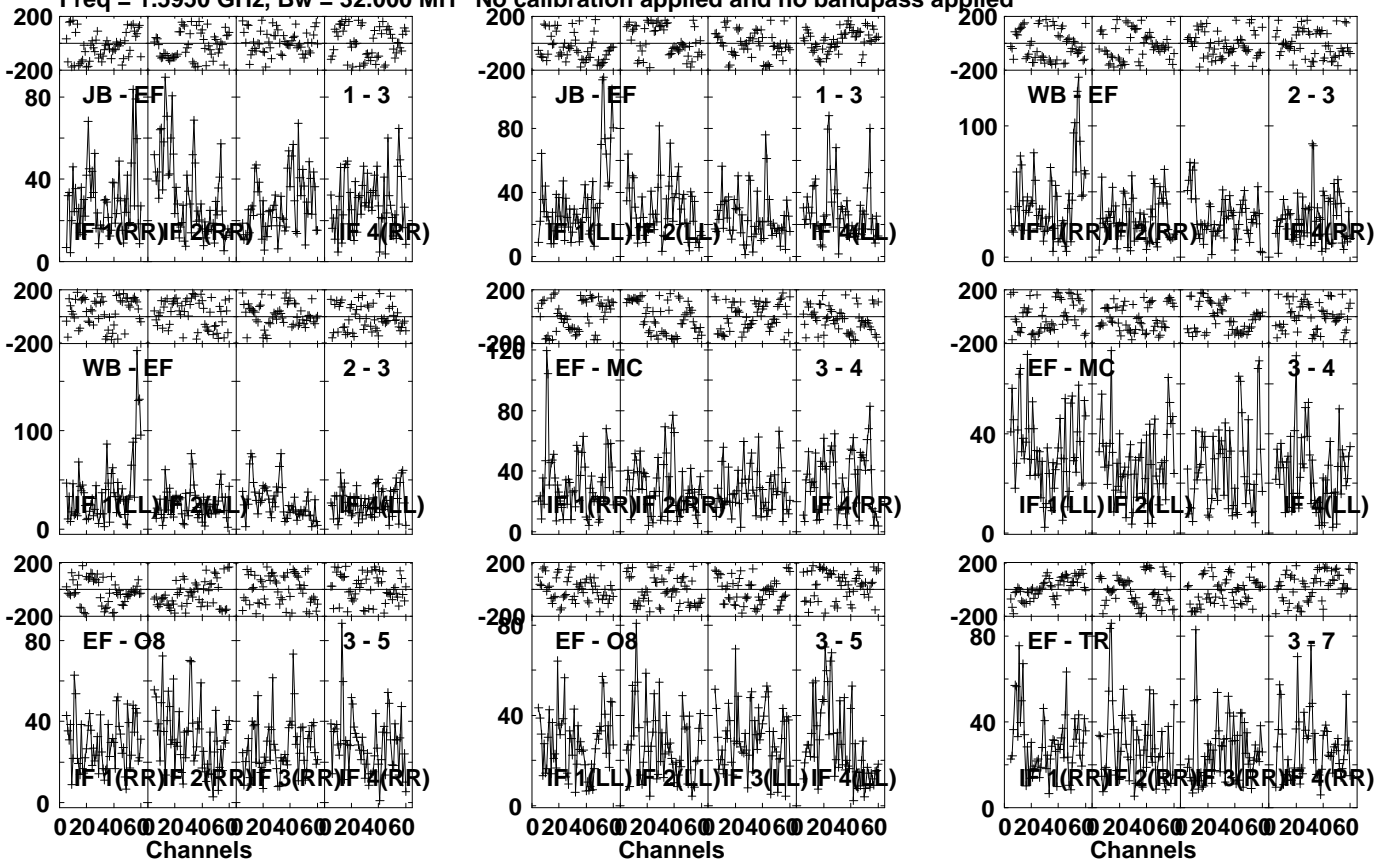


Lower frame: Micro Ampl Jy Top frame: Phas deg  
Vector averaged cross-power spectrum Several baselines displayed  
Timerange: 01/02:20:31 to 01/02:34:59

Plot file version 62 created 27-OCT-2023 18:02:58

UGC1837 EV024I 4.UVDATA.1

Freq = 1.5950 GHz, Bw = 32.000 MH No calibration applied and no bandpass applied

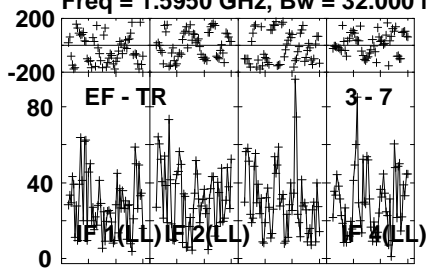


Lower frame: Micro Ampl Jy Top frame: Phas deg  
Vector averaged cross-power spectrum Several baselines displayed  
Timerange: 01/02:35:31 to 01/02:49:59

Plot file version 63 created 27-OCT-2023 18:02:59

UGC1837 EV024I 4.UVDATA.1

Freq = 1.5950 GHz, Bw = 32.000 MH No calibration applied and no bandpass applied



Lower frame: Micro Ampl Jy Top frame: Phas deg

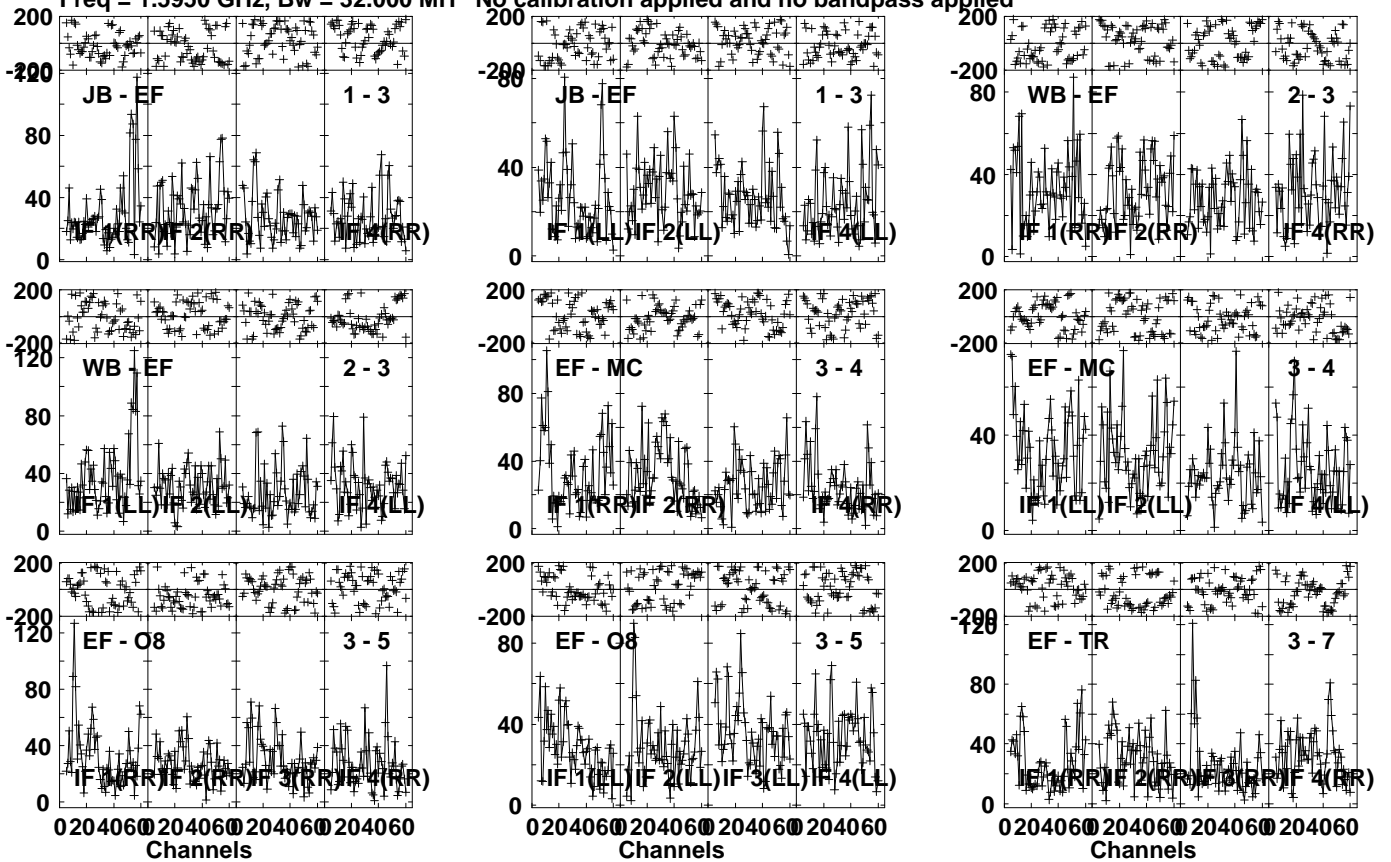
Vector averaged cross-power spectrum Several baselines displayed

Timerange: 01/02:35:31 to 01/02:49:59

Plot file version 64 created 27-OCT-2023 18:02:59

UGC1837 EV024I 4.UVDATA.1

Freq = 1.5950 GHz, Bw = 32.000 MH No calibration applied and no bandpass applied



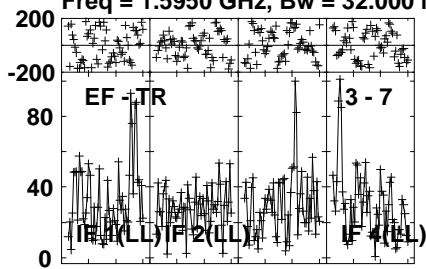
Lower frame: Micro Ampl Jy Top frame: Phas deg  
Vector averaged cross-power spectrum Several baselines displayed  
Timerange: 01/02:50:31 to 01/03:04:59



Plot file version 65 created 27-OCT-2023 18:02:59

UGC1837 EV024I 4.UVDATA.1

Freq = 1.5950 GHz, Bw = 32.000 MH No calibration applied and no bandpass applied

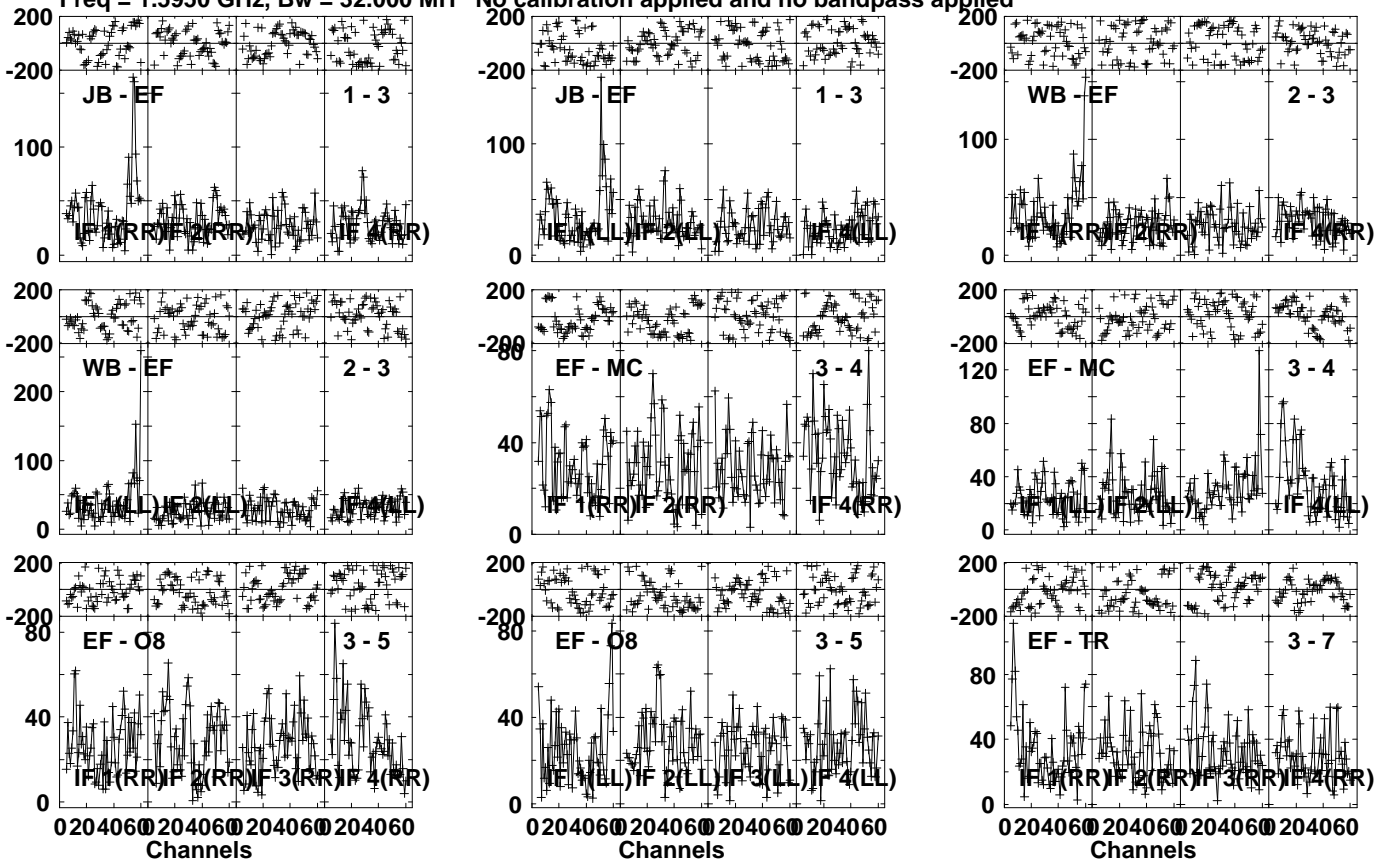


Lower frame: Micro Ampl Jy Top frame: Phas deg  
Vector averaged cross-power spectrum Several baselines displayed  
Timerange: 01/02:50:31 to 01/03:04:59

Plot file version 66 created 27-OCT-2023 18:02:59

UGC1837 EV024I 4.UVDATA.1

Freq = 1.5950 GHz, Bw = 32.000 MH No calibration applied and no bandpass applied

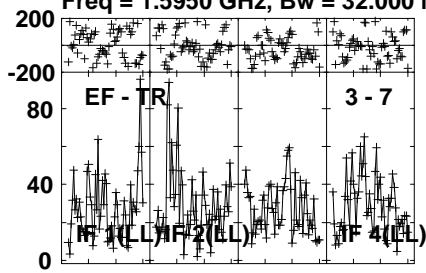


Lower frame: Micro Ampl Jy Top frame: Phas deg  
Vector averaged cross-power spectrum Several baselines displayed  
Timerange: 01/03:05:31 to 01/03:19:59

Plot file version 67 created 27-OCT-2023 18:02:59

UGC1837 EV024I 4.UVDATA.1

Freq = 1.5950 GHz, Bw = 32.000 MH No calibration applied and no bandpass applied

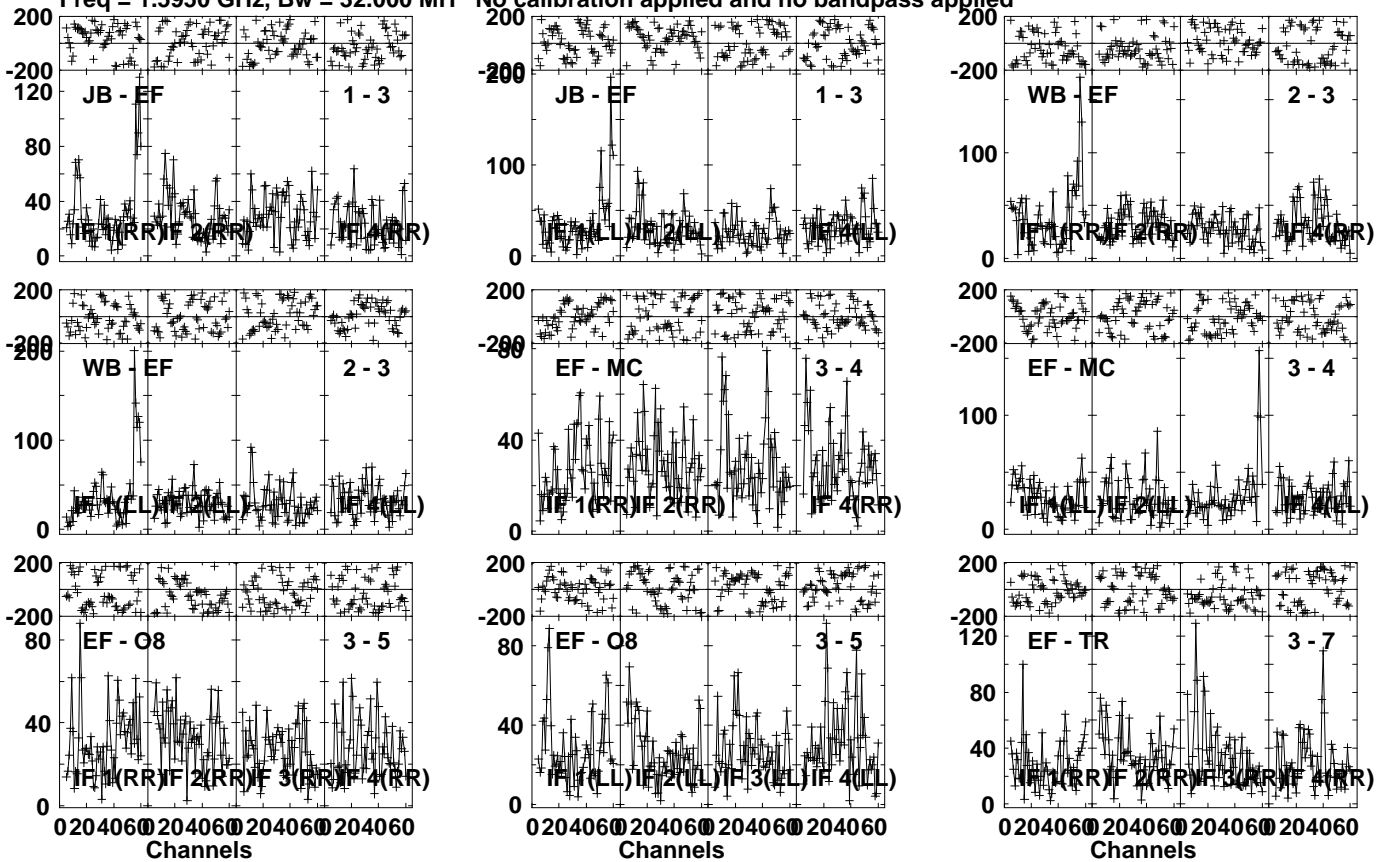


Lower frame: Micro Ampl Jy Top frame: Phas deg  
Vector averaged cross-power spectrum Several baselines displayed  
Timerange: 01/03:05:31 to 01/03:19:59

Plot file version 68 created 27-OCT-2023 18:02:59

UGC1837 EV024I 4.UVDATA.1

Freq = 1.5950 GHz, Bw = 32.000 MH No calibration applied and no bandpass applied

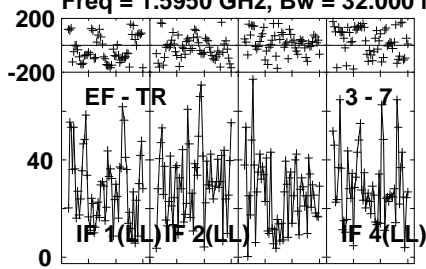


Lower frame: Micro Ampl Jy Top frame: Phas deg  
Vector averaged cross-power spectrum Several baselines displayed  
Timerange: 01/03:20:31 to 01/03:34:59

Plot file version 69 created 27-OCT-2023 18:02:59

UGC1837 EV024I 4.UVDATA.1

Freq = 1.5950 GHz, Bw = 32.000 MH No calibration applied and no bandpass applied



Lower frame: Micro Ampl Jy Top frame: Phas deg

Vector averaged cross-power spectrum Several baselines displayed

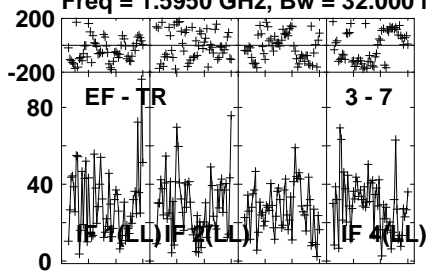
Timerange: 01/03:20:31 to 01/03:34:59



Plot file version 71 created 27-OCT-2023 18:03:00

UGC1837 EV024I 4.UVDATA.1

Freq = 1.5950 GHz, Bw = 32.000 MH No calibration applied and no bandpass applied



Lower frame: Micro Ampl Jy Top frame: Phas deg

Vector averaged cross-power spectrum Several baselines displayed

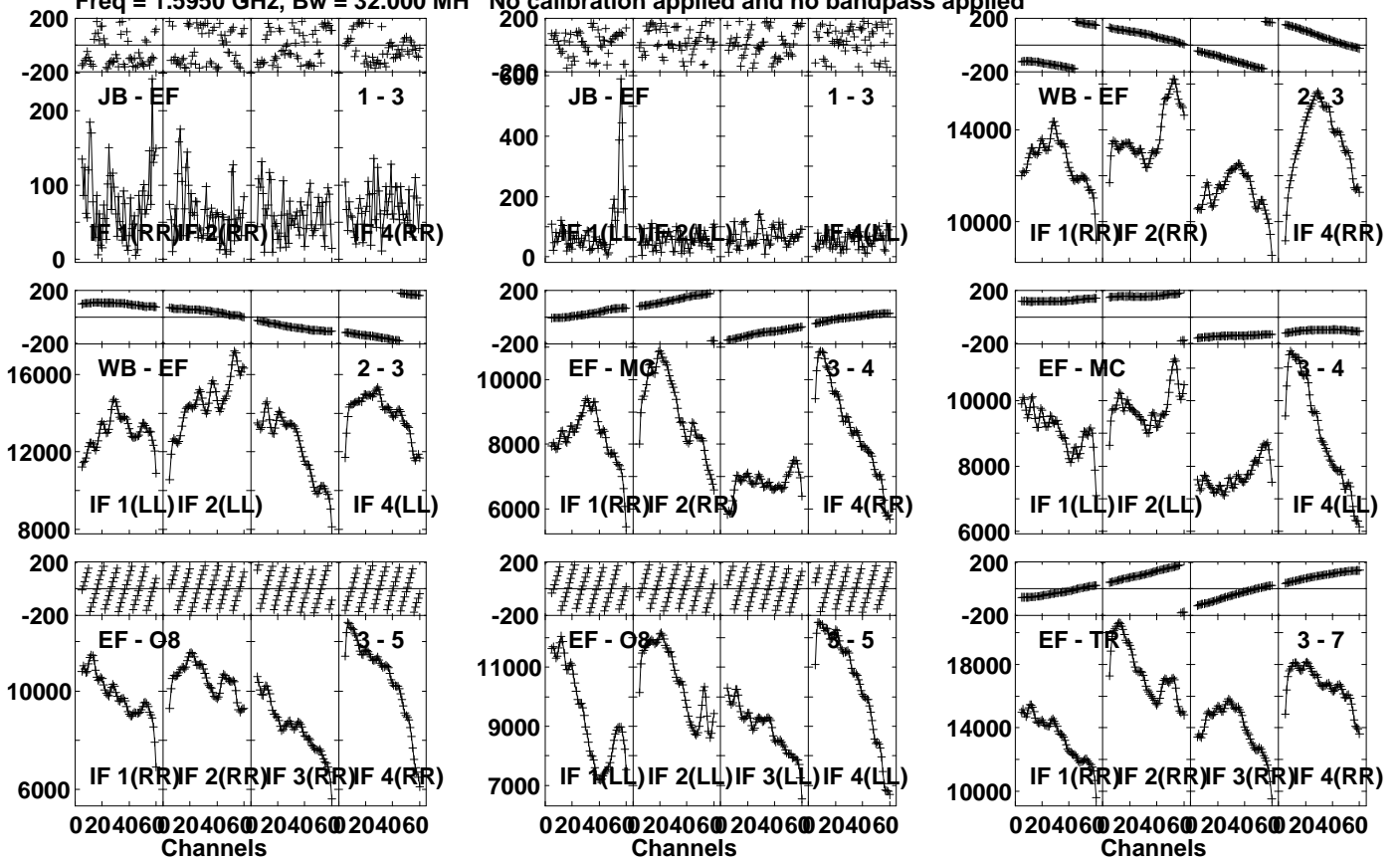
Timerange: 01/03:35:31 to 01/03:49:59

Plot file version 72 created 27-OCT-2023 18:03:00

0133+476 EV024I 4.UVDATA.1

Freq = 1.5950 GHz, Bw = 32.000 MH

No calibration applied and no bandpass applied



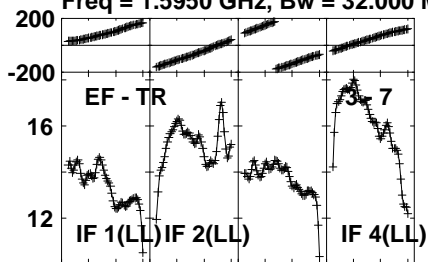
Lower frame: Micro Ampl Jy Top frame: Phas deg  
Vector averaged cross-power spectrum Several baselines displayed  
Timerange: 01/03:51:01 to 01/03:54:59



Plot file version 73 created 27-OCT-2023 18:03:00

0133+476 EV024I 4.UVDATA.1

Freq = 1.5950 GHz, Bw = 32.000 MH No calibration applied and no bandpass applied



Lower frame: Milli Ampl Jy Top frame: Phas deg

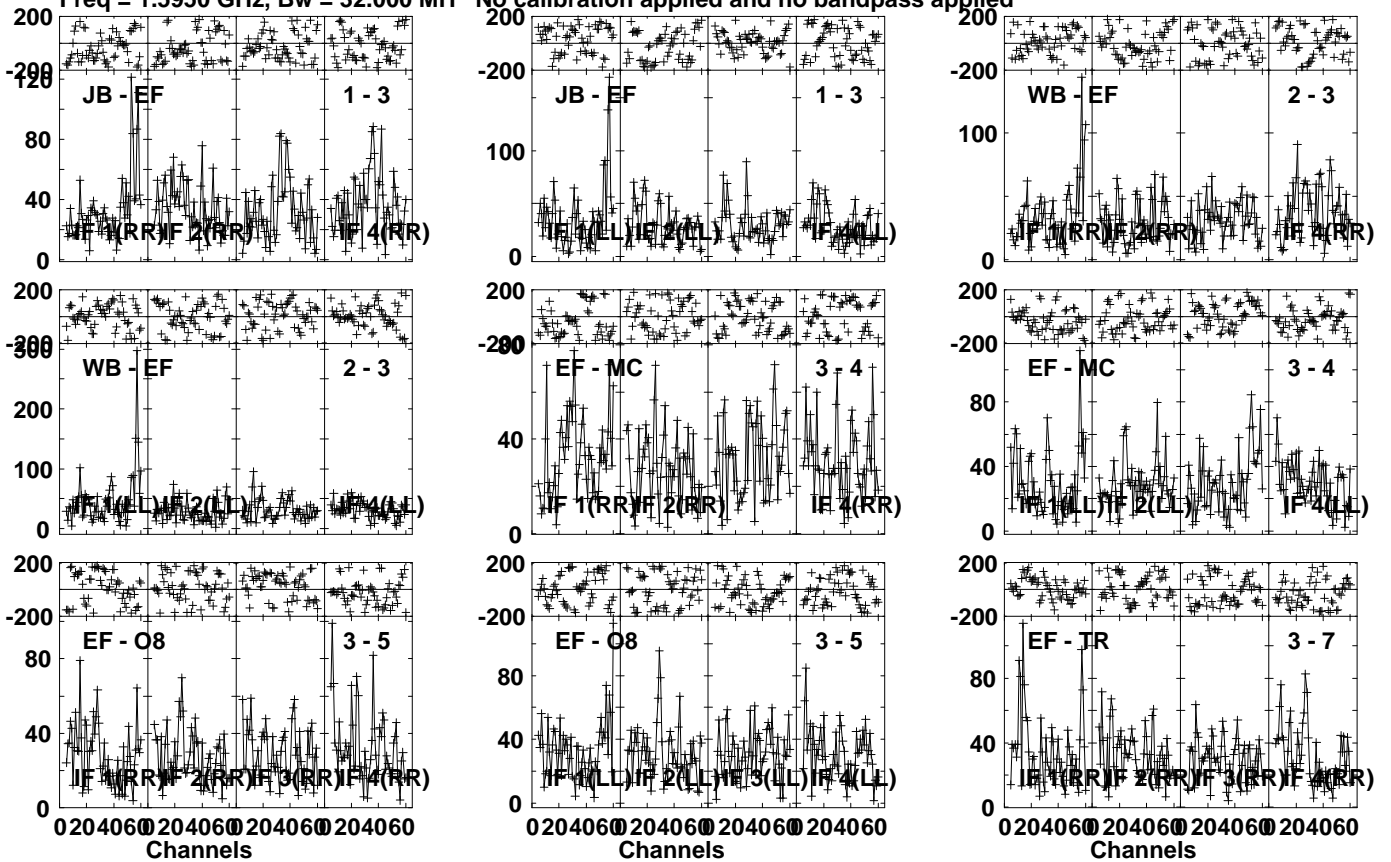
Vector averaged cross-power spectrum Several baselines displayed

Timerange: 01/03:51:01 to 01/03:54:59

Plot file version 74 created 27-OCT-2023 18:03:00

UGC1837 EV024I 4.UVDATA.1

Freq = 1.5950 GHz, Bw = 32.000 MH No calibration applied and no bandpass applied

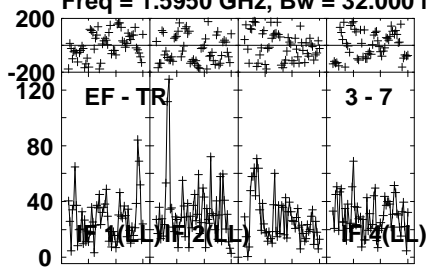


Lower frame: Micro Ampl Jy Top frame: Phas deg  
Vector averaged cross-power spectrum Several baselines displayed  
Timerange: 01/03:56:01 to 01/04:09:59

Plot file version 75 created 27-OCT-2023 18:03:00

UGC1837 EV024I 4.UVDATA.1

Freq = 1.5950 GHz, Bw = 32.000 MH No calibration applied and no bandpass applied



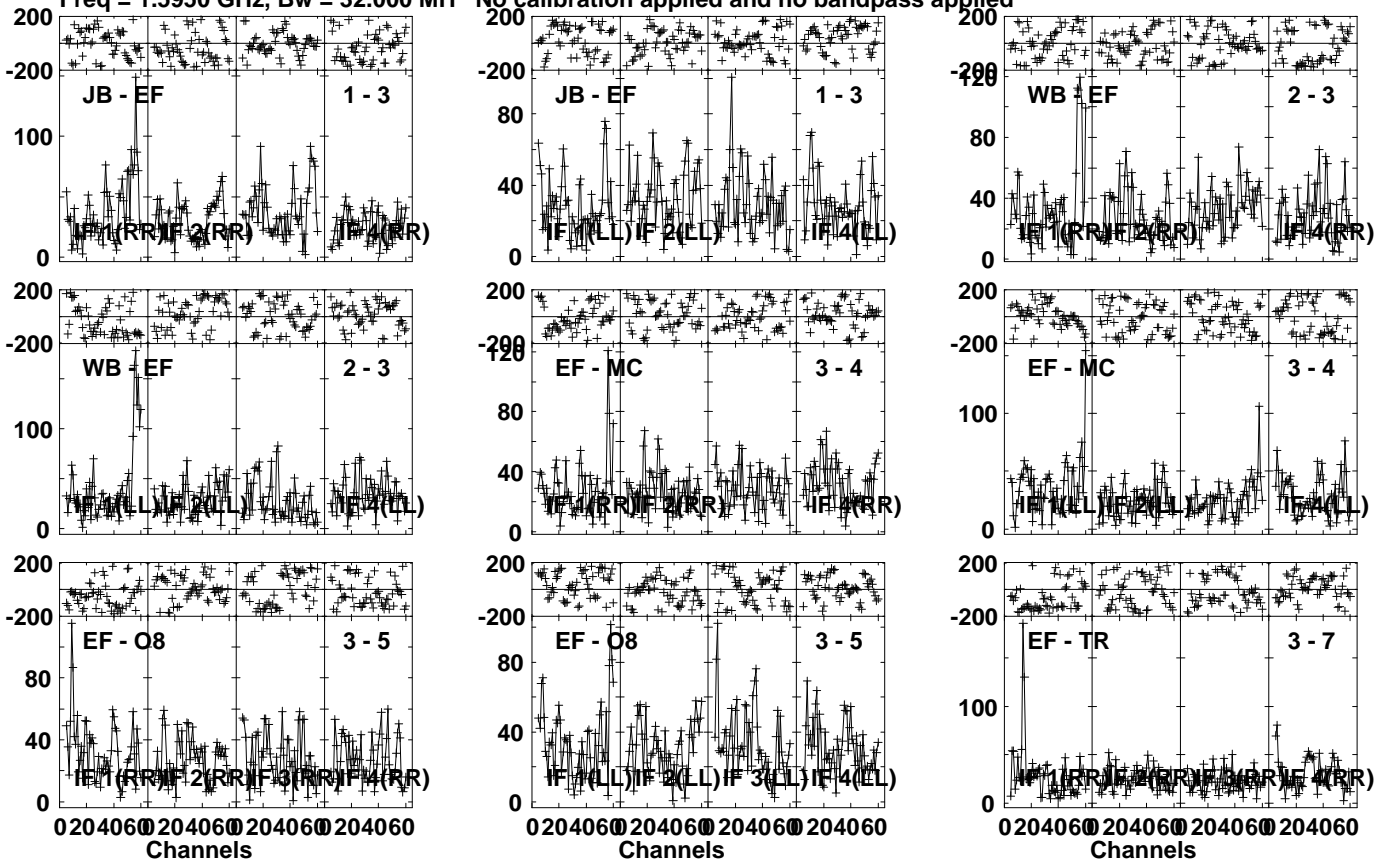
Lower frame: Micro Ampl Jy Top frame: Phas deg  
Vector averaged cross-power spectrum Several baselines displayed  
Timerange: 01/03:56:01 to 01/04:09:59

Plot file version 76 created 27-OCT-2023 18:03:00

UGC1837 EV024I 4.UVDATA.1

Freq = 1.5950 GHz, Bw = 32.000 MH

No calibration applied and no bandpass applied

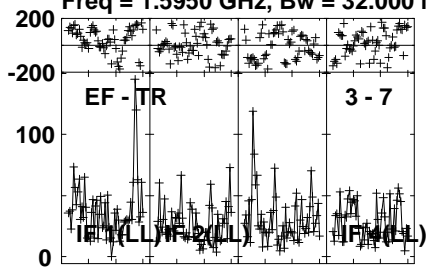


Lower frame: Micro Ampl Jy Top frame: Phas deg  
Vector averaged cross-power spectrum Several baselines displayed  
Timerange: 01/04:10:31 to 01/04:24:59

Plot file version 77 created 27-OCT-2023 18:03:00

UGC1837 EV024I 4.UVDATA.1

Freq = 1.5950 GHz, Bw = 32.000 MH No calibration applied and no bandpass applied

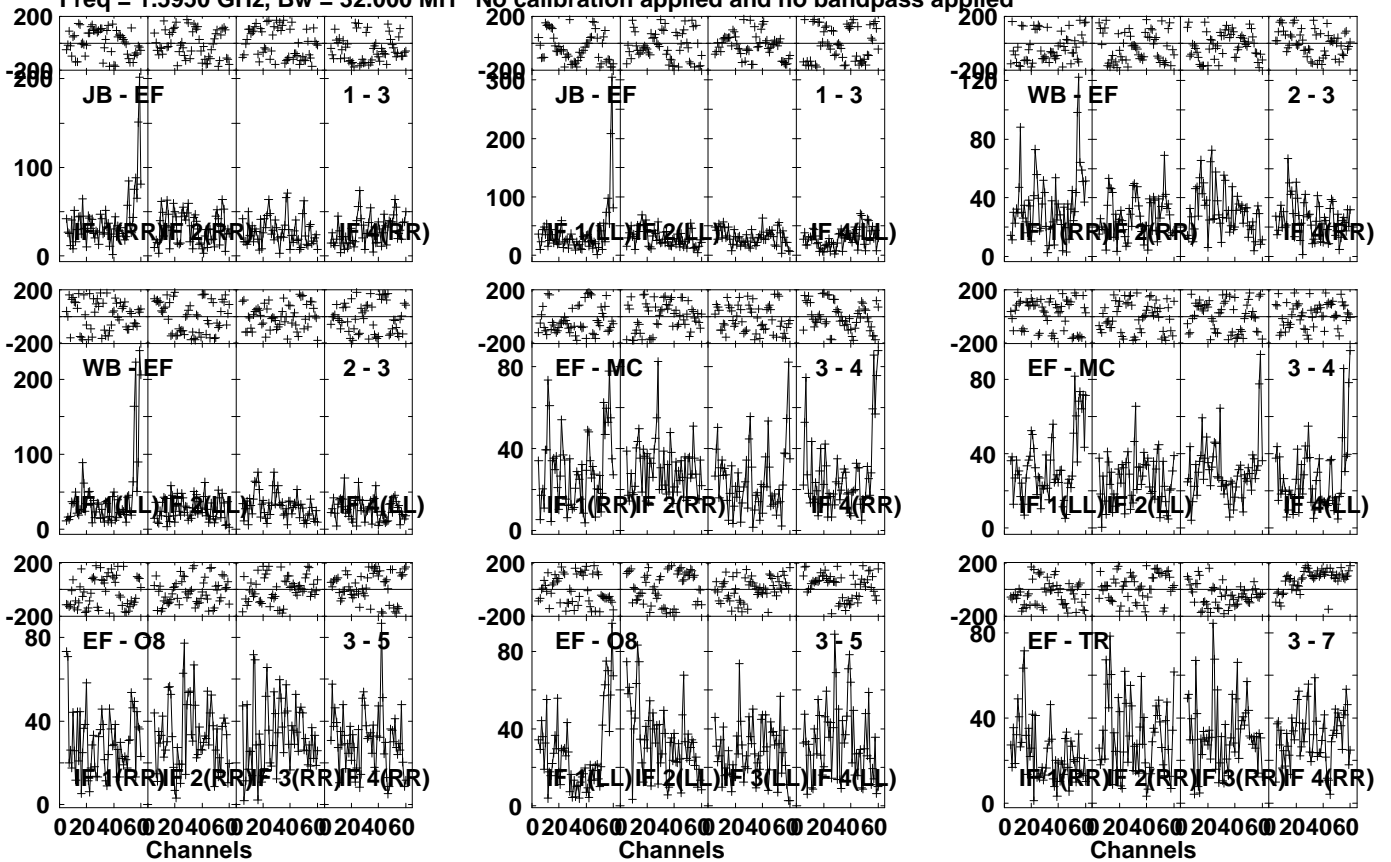


Lower frame: Micro Ampl Jy Top frame: Phas deg  
Vector averaged cross-power spectrum Several baselines displayed  
Timerange: 01/04:10:31 to 01/04:24:59

Plot file version 78 created 27-OCT-2023 18:03:00

UGC1837 EV024I 4.UVDATA.1

Freq = 1.5950 GHz, Bw = 32.000 MH No calibration applied and no bandpass applied

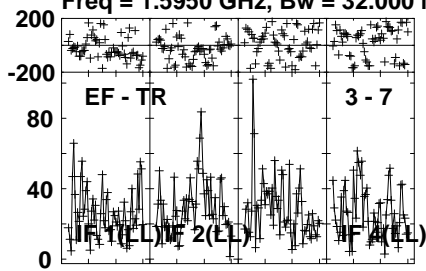


Lower frame: Micro Ampl Jy Top frame: Phas deg  
Vector averaged cross-power spectrum Several baselines displayed  
Timerange: 01/04:25:31 to 01/04:39:59

Plot file version 79 created 27-OCT-2023 18:03:01

UGC1837 EV024I 4.UVDATA.1

Freq = 1.5950 GHz, Bw = 32.000 MH No calibration applied and no bandpass applied



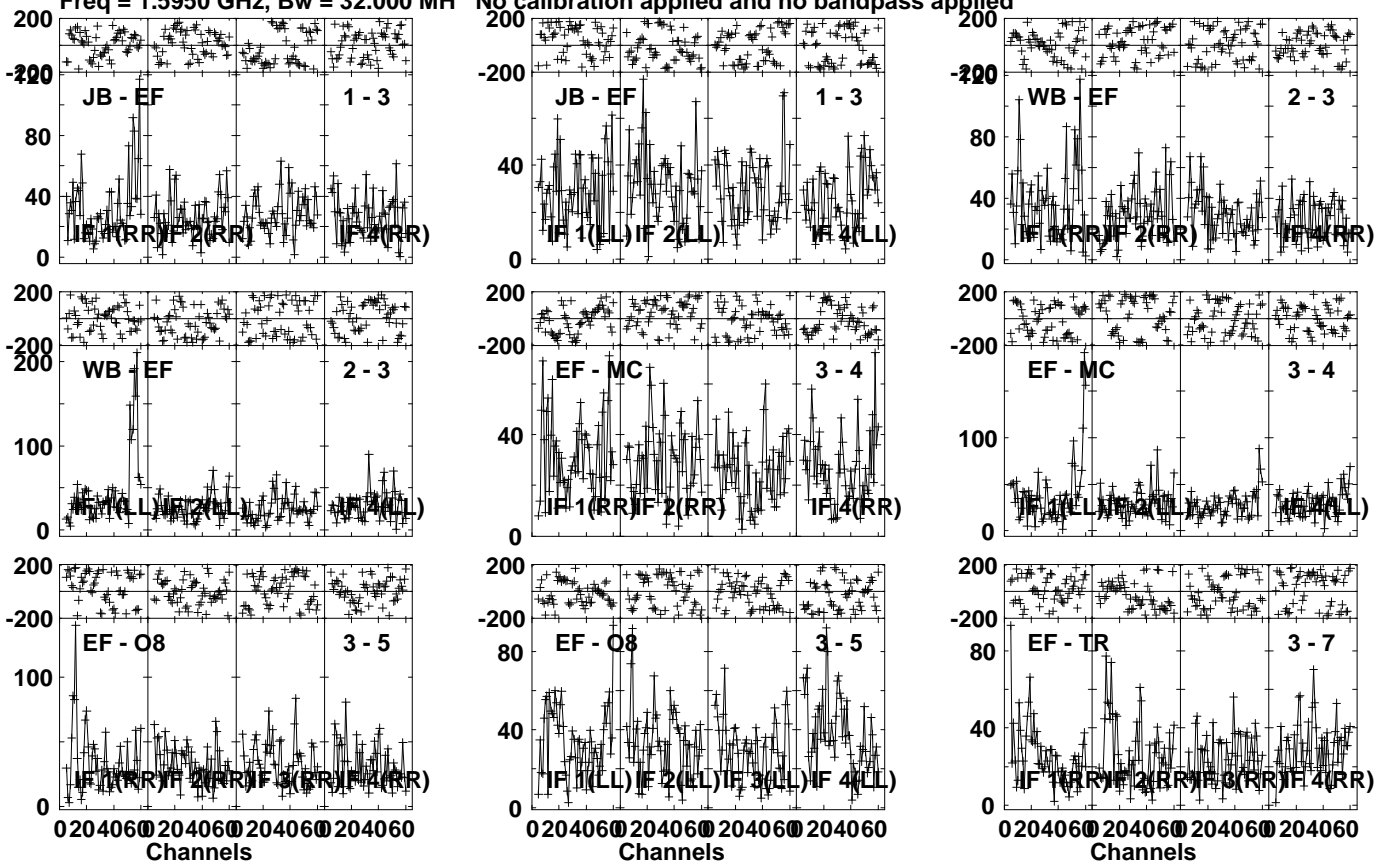
Lower frame: Micro Ampl Jy Top frame: Phas deg  
Vector averaged cross-power spectrum Several baselines displayed  
Timerange: 01/04:25:31 to 01/04:39:59

Plot file version 80 created 27-OCT-2023 18:03:01

UGC1837 EV024I 4.UVDATA.1

Freq = 1.5950 GHz, Bw = 32.000 MH

No calibration applied and no bandpass applied



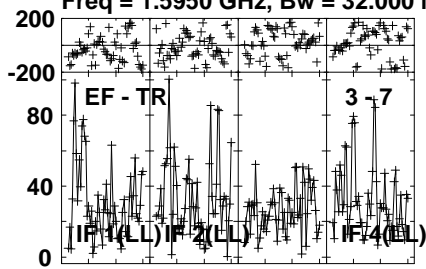
Lower frame: Micro Ampl Jy Top frame: Phas deg  
Vector averaged cross-power spectrum Several baselines displayed  
Timerange: 01/04:40:31 to 01/04:54:59



Plot file version 81 created 27-OCT-2023 18:03:01

UGC1837 EV024I 4.UVDATA.1

Freq = 1.5950 GHz, Bw = 32.000 MH No calibration applied and no bandpass applied

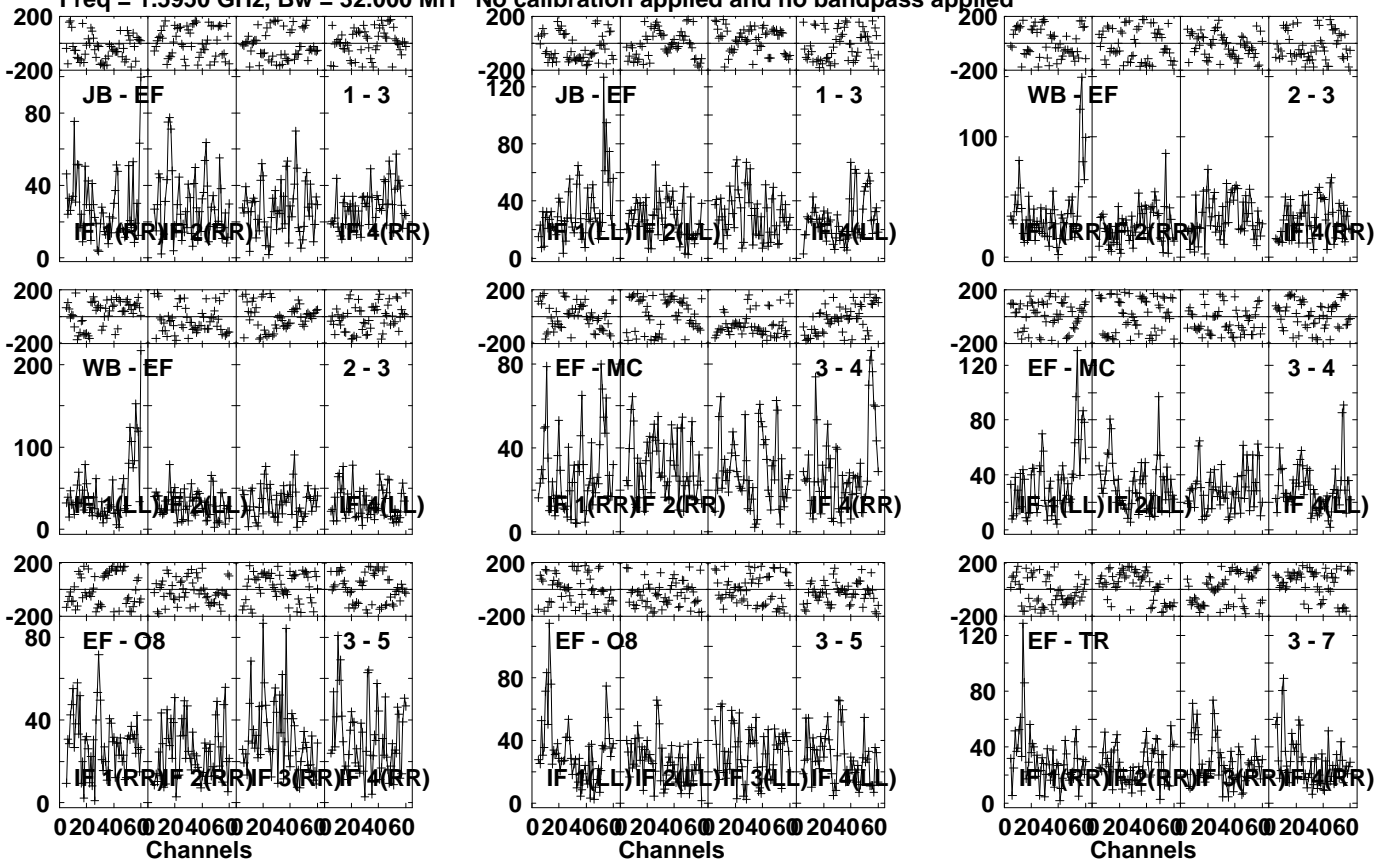


Lower frame: Micro Ampl Jy Top frame: Phas deg  
Vector averaged cross-power spectrum Several baselines displayed  
Timerange: 01/04:40:31 to 01/04:54:59

Plot file version 82 created 27-OCT-2023 18:03:01

UGC1837 EV024I 4.UVDATA.1

Freq = 1.5950 GHz, Bw = 32.000 MH No calibration applied and no bandpass applied

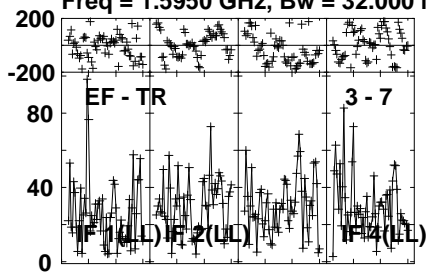


Lower frame: Micro Ampl Jy Top frame: Phas deg  
Vector averaged cross-power spectrum Several baselines displayed  
Timerange: 01/04:55:31 to 01/05:09:59

Plot file version 83 created 27-OCT-2023 18:03:01

UGC1837 EV024I 4.UVDATA.1

Freq = 1.5950 GHz, Bw = 32.000 MH No calibration applied and no bandpass applied

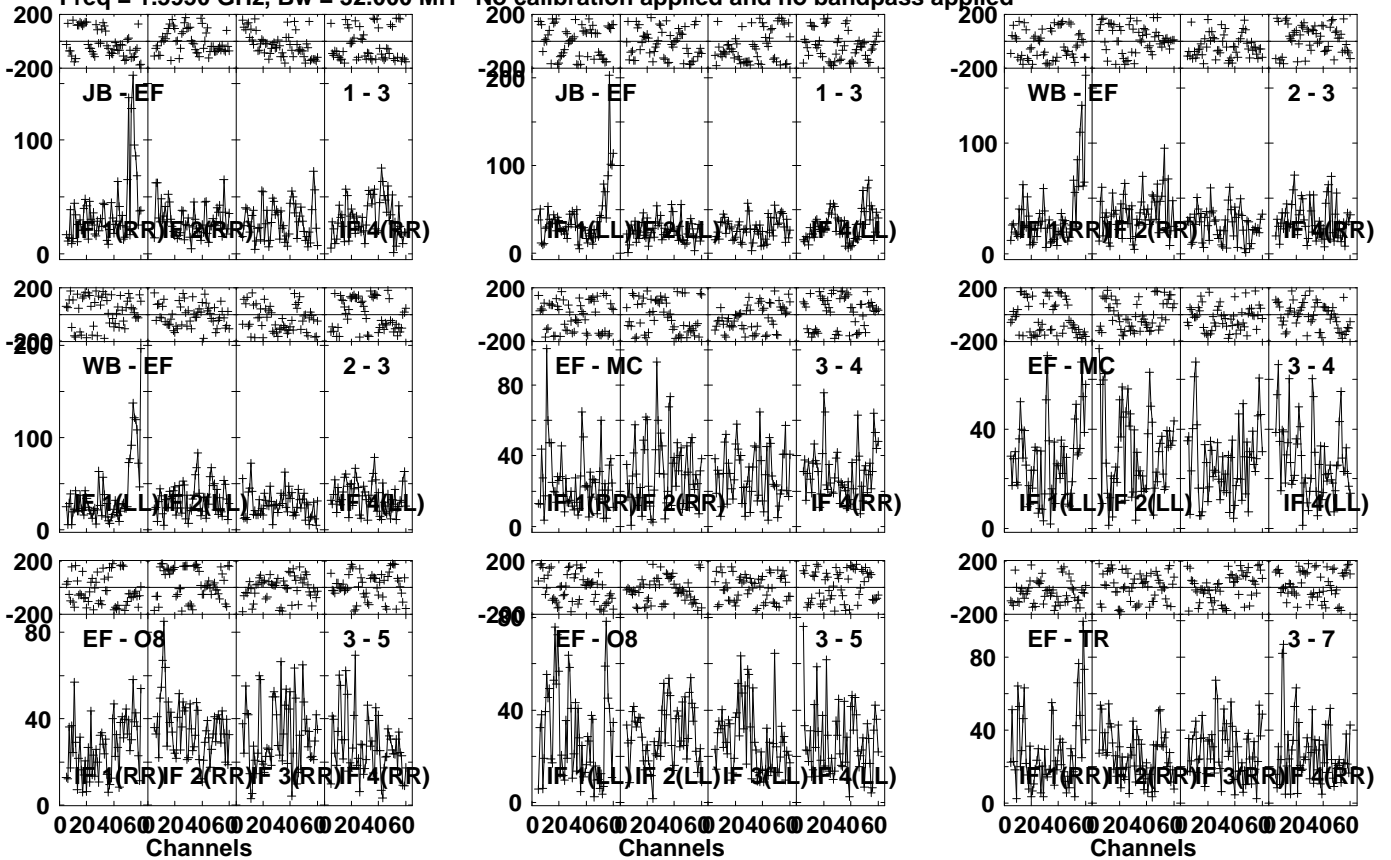


Lower frame: Micro Ampl Jy Top frame: Phas deg  
Vector averaged cross-power spectrum Several baselines displayed  
Timerange: 01/04:55:31 to 01/05:09:59

Plot file version 84 created 27-OCT-2023 18:03:01

UGC1837 EV024I 4.UVDATA.1

Freq = 1.5950 GHz, Bw = 32.000 MH No calibration applied and no bandpass applied

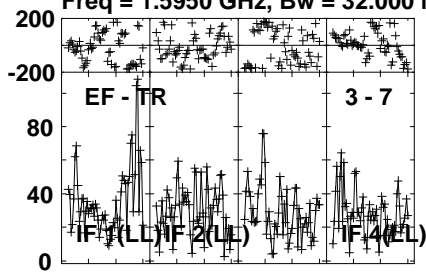


Lower frame: Micro Ampl Jy Top frame: Phas deg  
Vector averaged cross-power spectrum Several baselines displayed  
Timerange: 01/05:10:31 to 01/05:24:59

Plot file version 85 created 27-OCT-2023 18:03:01

UGC1837 EV024I 4.UVDATA.1

Freq = 1.5950 GHz, Bw = 32.000 MH No calibration applied and no bandpass applied



Lower frame: Micro Ampl Jy Top frame: Phas deg

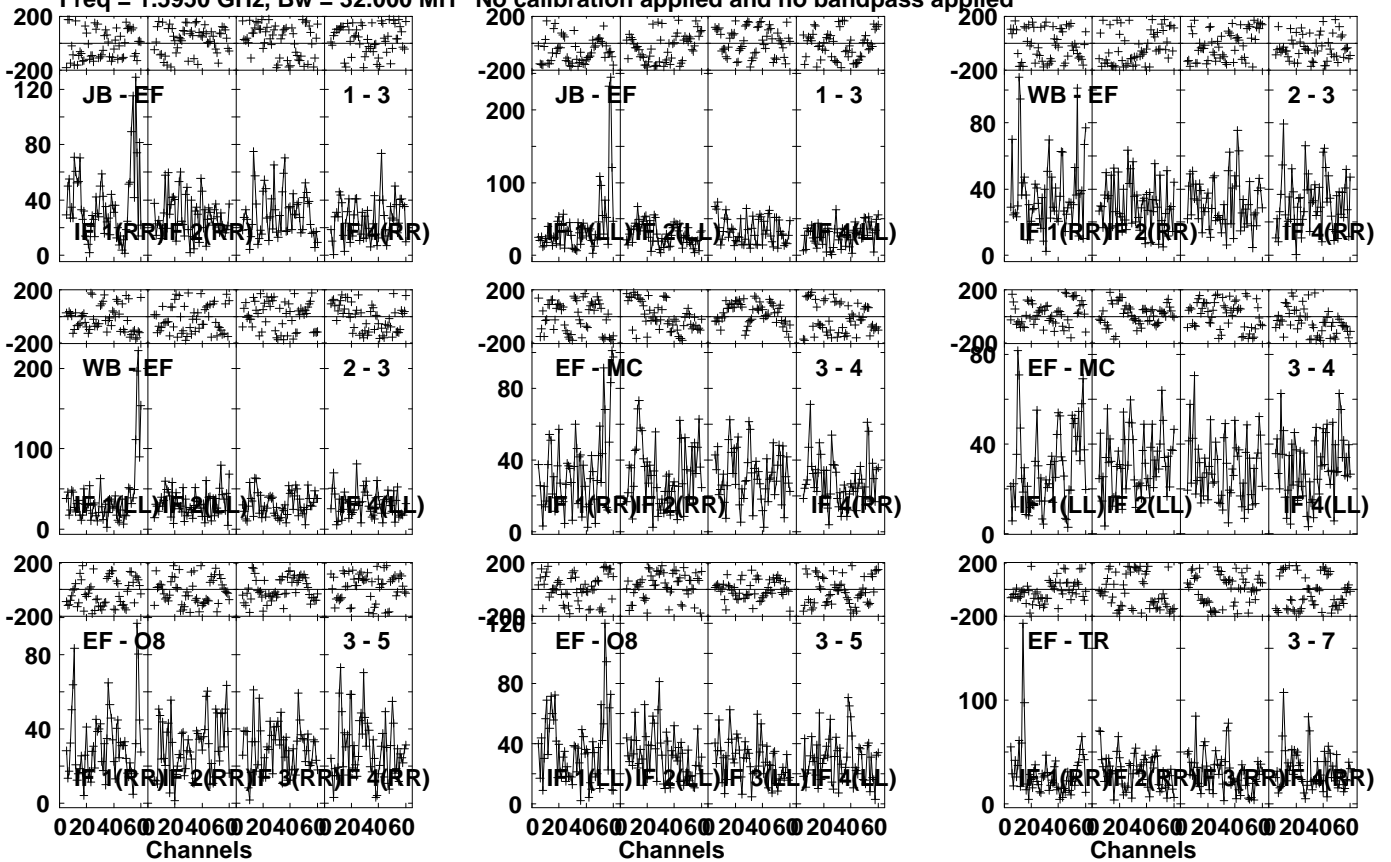
Vector averaged cross-power spectrum Several baselines displayed

Timerange: 01/05:10:31 to 01/05:24:59

Plot file version 86 created 27-OCT-2023 18:03:01

UGC1837 EV024I 4.UVDATA.1

Freq = 1.5950 GHz, Bw = 32.000 MH No calibration applied and no bandpass applied

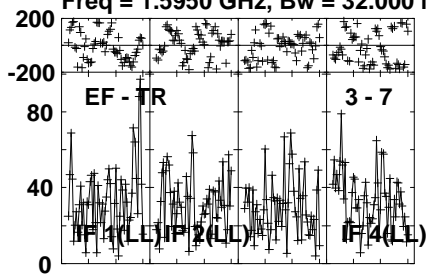


Lower frame: Micro Ampl Jy Top frame: Phas deg  
Vector averaged cross-power spectrum Several baselines displayed  
Timerange: 01/05:25:31 to 01/05:39:59

Plot file version 87 created 27-OCT-2023 18:03:02

UGC1837 EV024I 4.UVDATA.1

Freq = 1.5950 GHz, Bw = 32.000 MH No calibration applied and no bandpass applied

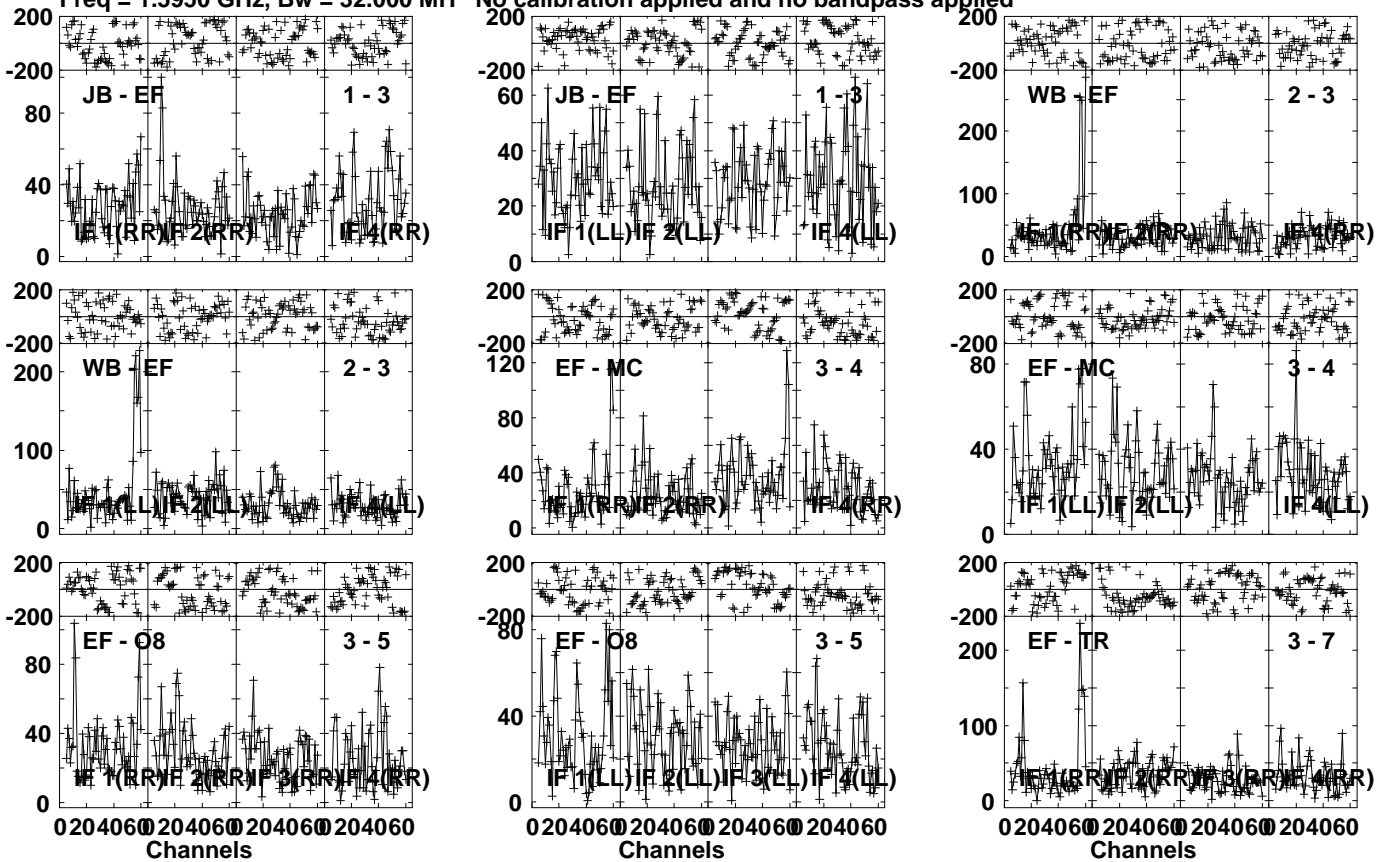


Lower frame: Micro Ampl Jy Top frame: Phas deg  
Vector averaged cross-power spectrum Several baselines displayed  
Timerange: 01/05:25:31 to 01/05:39:59

Plot file version 88 created 27-OCT-2023 18:03:02

UGC1837 EV024I 4.UVDATA.1

Freq = 1.5950 GHz, Bw = 32.000 MH No calibration applied and no bandpass applied



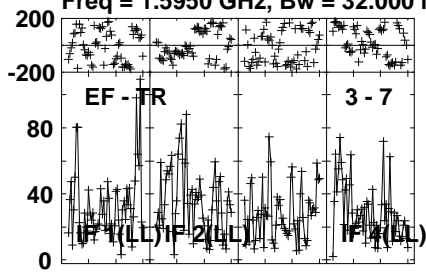
Lower frame: Micro Ampl Jy Top frame: Phas deg  
Vector averaged cross-power spectrum Several baselines displayed  
Timerange: 01/05:40:31 to 01/05:54:59



Plot file version 89 created 27-OCT-2023 18:03:02

UGC1837 EV024I 4.UVDATA.1

Freq = 1.5950 GHz, Bw = 32.000 MH No calibration applied and no bandpass applied



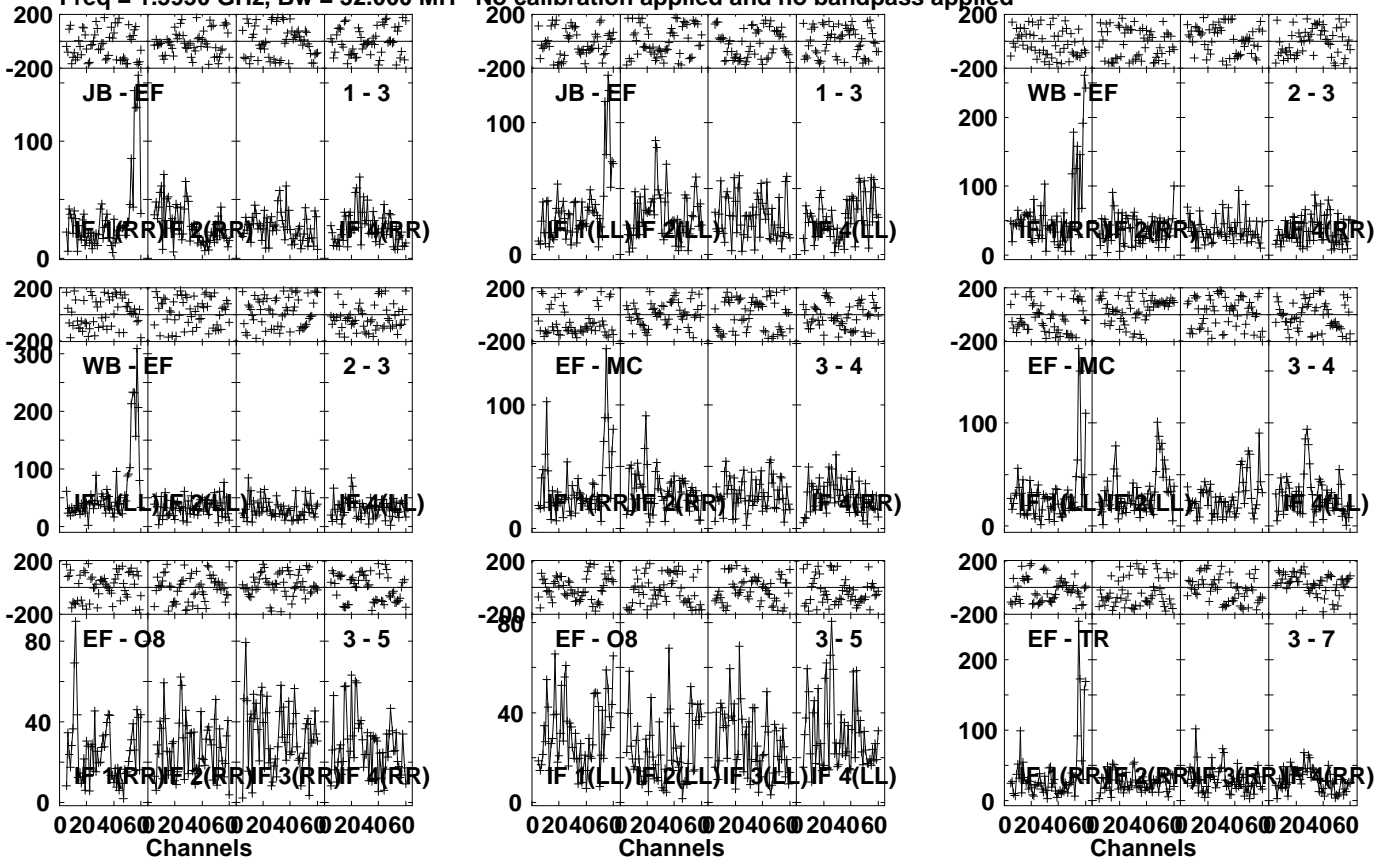
Lower frame: Micro Ampl Jy Top frame: Phas deg  
Vector averaged cross-power spectrum Several baselines displayed  
Timerange: 01/05:40:31 to 01/05:54:59

Plot file version 90 created 27-OCT-2023 18:03:02

UGC1837 EV024I 4.UVDATA.1

Freq = 1.5950 GHz, Bw = 32.000 MH

No calibration applied and no bandpass applied

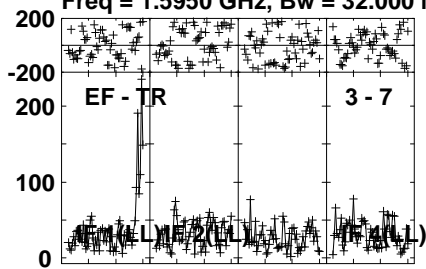


Lower frame: Micro Ampl Jy Top frame: Phas deg  
Vector averaged cross-power spectrum Several baselines displayed  
Timerange: 01/05:55:31 to 01/06:09:59

Plot file version 91 created 27-OCT-2023 18:03:02

UGC1837 EV024I 4.UVDATA.1

Freq = 1.5950 GHz, Bw = 32.000 MH No calibration applied and no bandpass applied



Lower frame: Micro Ampl Jy Top frame: Phas deg

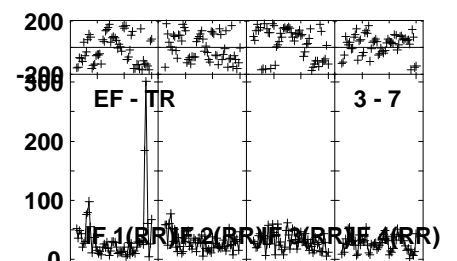
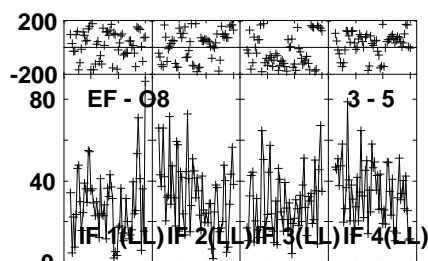
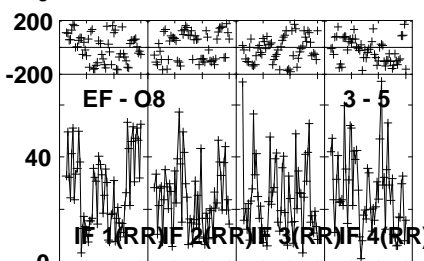
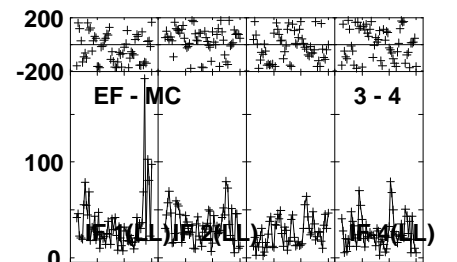
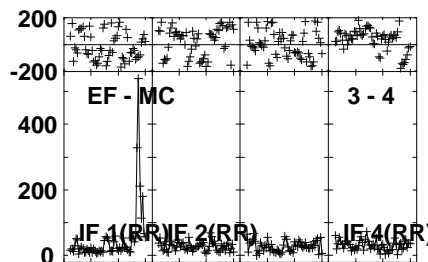
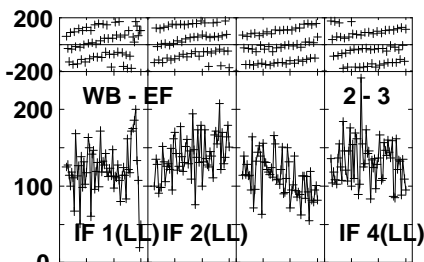
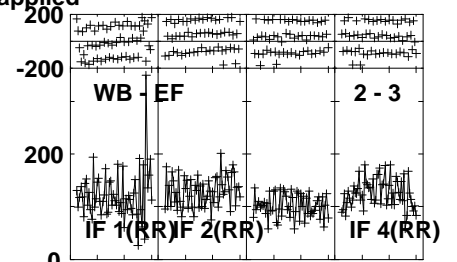
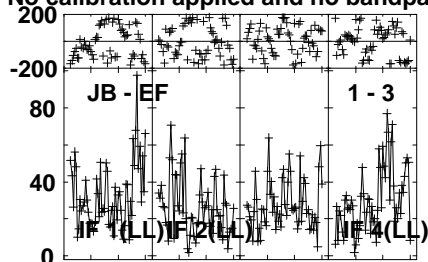
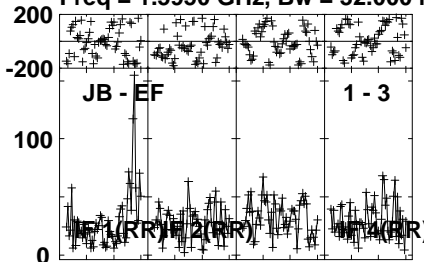
Vector averaged cross-power spectrum Several baselines displayed

Timerange: 01/05:55:31 to 01/06:09:59

Plot file version 92 created 27-OCT-2023 18:03:02

UGC1837 EV024I 4.UVDATA.1

Freq = 1.5950 GHz, Bw = 32.000 MH No calibration applied and no bandpass applied

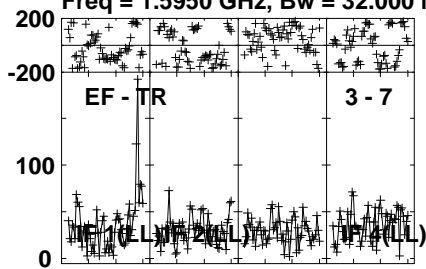


Lower frame: Micro Ampl Jy Top frame: Phas deg  
Vector averaged cross-power spectrum Several baselines displayed  
Timerange: 01/06:10:31 to 01/06:24:59

Plot file version 93 created 27-OCT-2023 18:03:03

UGC1837 EV024I 4.UVDATA.1

Freq = 1.5950 GHz, Bw = 32.000 MH No calibration applied and no bandpass applied



Lower frame: Micro Ampl Jy Top frame: Phas deg

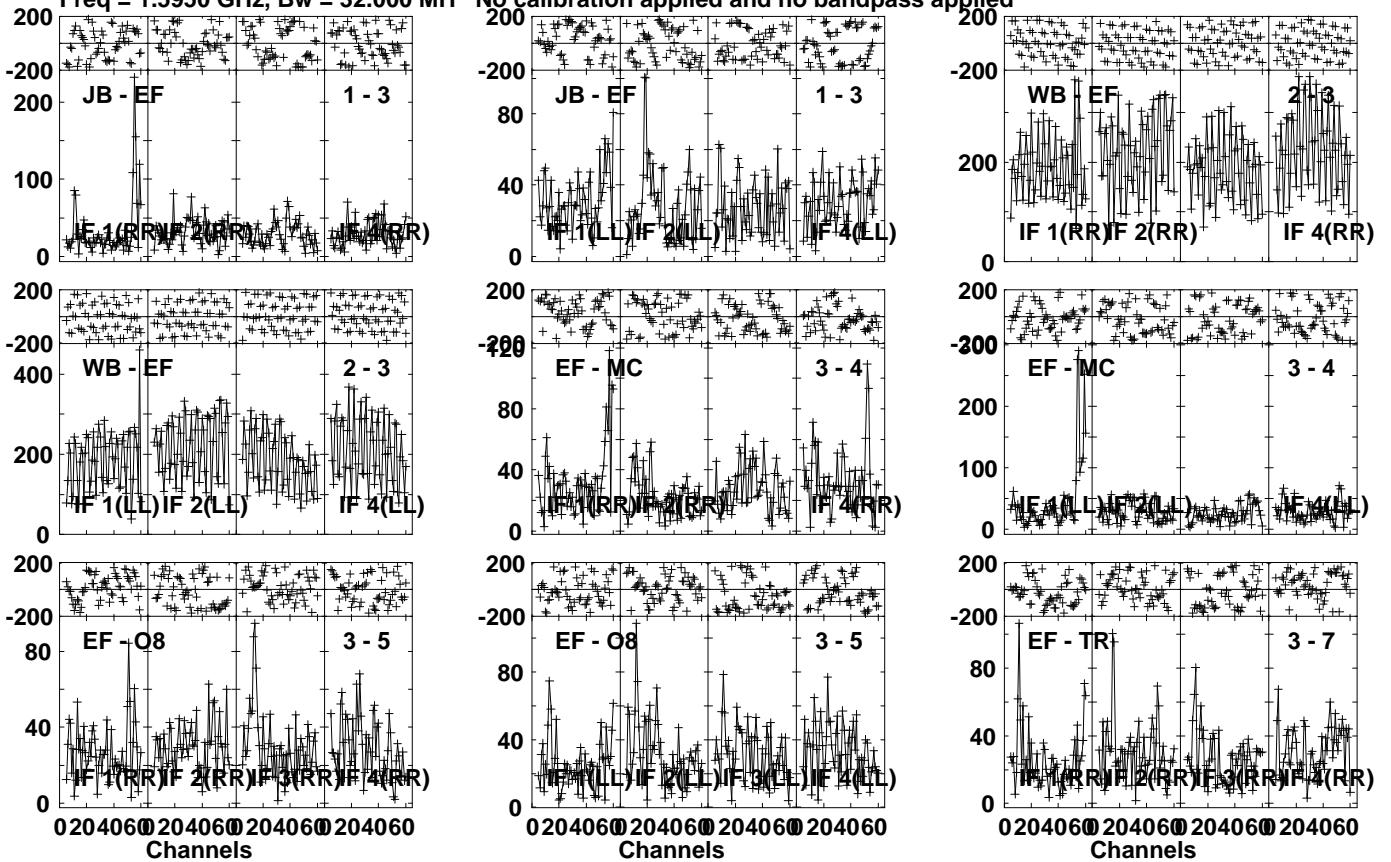
Vector averaged cross-power spectrum Several baselines displayed

Timerange: 01/06:10:31 to 01/06:24:59

Plot file version 94 created 27-OCT-2023 18:03:03

UGC1837 EV024I 4.UVDATA.1

Freq = 1.5950 GHz, Bw = 32.000 MH No calibration applied and no bandpass applied

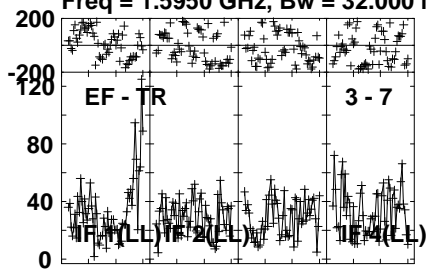


Lower frame: Micro Ampl Jy Top frame: Phas deg  
Vector averaged cross-power spectrum Several baselines displayed  
Timerange: 01/06:25:31 to 01/06:39:59

Plot file version 95 created 27-OCT-2023 18:03:03

UGC1837 EV024I 4.UVDATA.1

Freq = 1.5950 GHz, Bw = 32.000 MH No calibration applied and no bandpass applied



Lower frame: Micro Ampl Jy Top frame: Phas deg

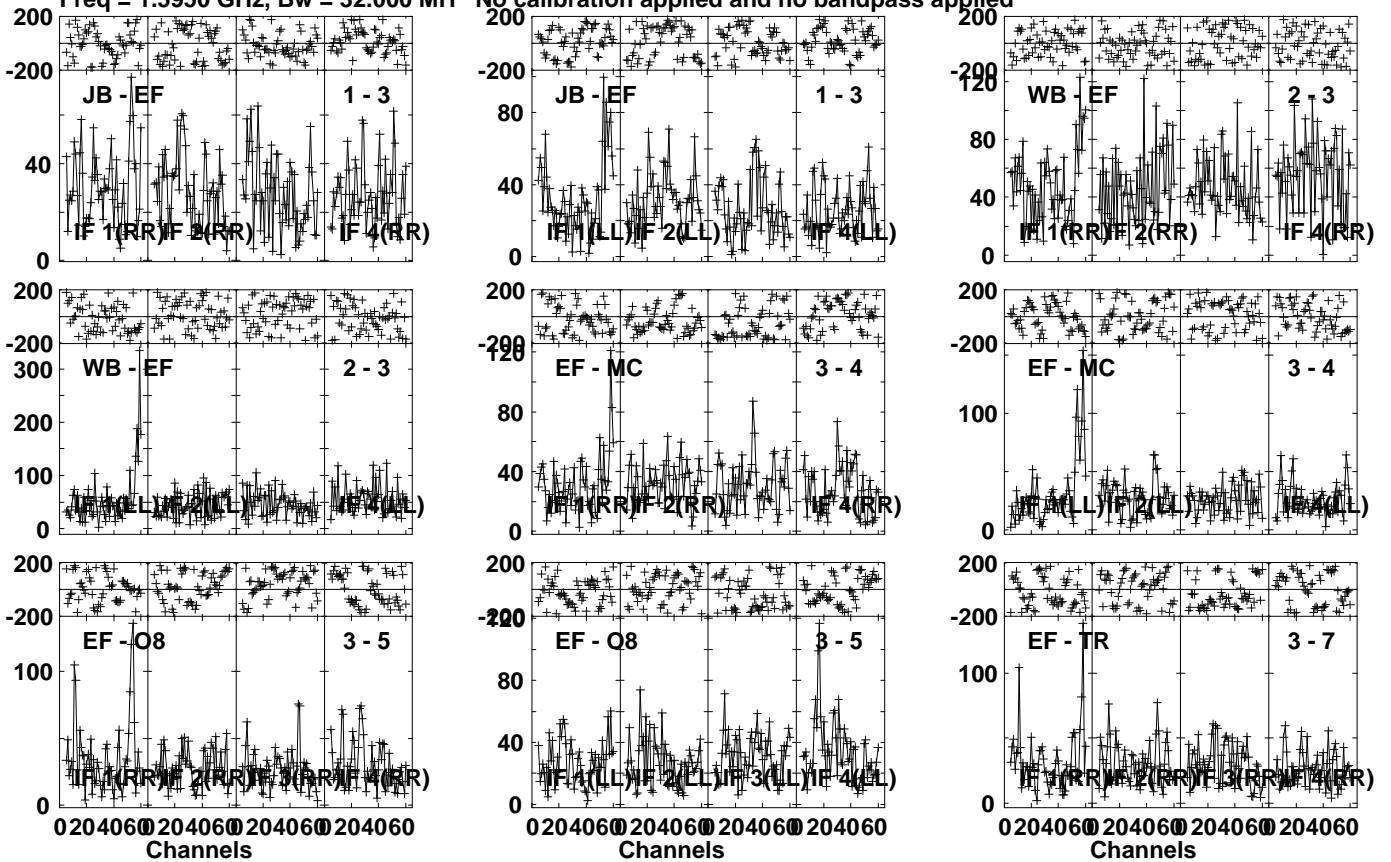
Vector averaged cross-power spectrum Several baselines displayed

Timerange: 01/06:25:31 to 01/06:39:59

Plot file version 96 created 27-OCT-2023 18:03:03

UGC1837 EV024I 4.UVDATA.1

Freq = 1.5950 GHz, Bw = 32.000 MH No calibration applied and no bandpass applied



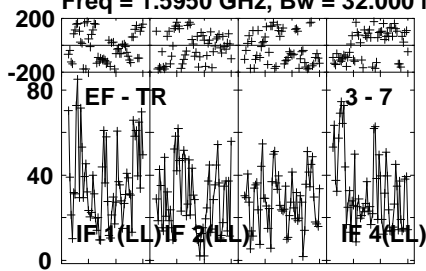
Lower frame: Micro Ampl Jy Top frame: Phas deg  
Vector averaged cross-power spectrum Several baselines displayed  
Timerange: 01/06:40:31 to 01/06:54:59



Plot file version 97 created 27-OCT-2023 18:03:03

UGC1837 EV024I 4.UVDATA.1

Freq = 1.5950 GHz, Bw = 32.000 MH No calibration applied and no bandpass applied



Lower frame: Micro Ampl Jy Top frame: Phas deg

Vector averaged cross-power spectrum Several baselines displayed

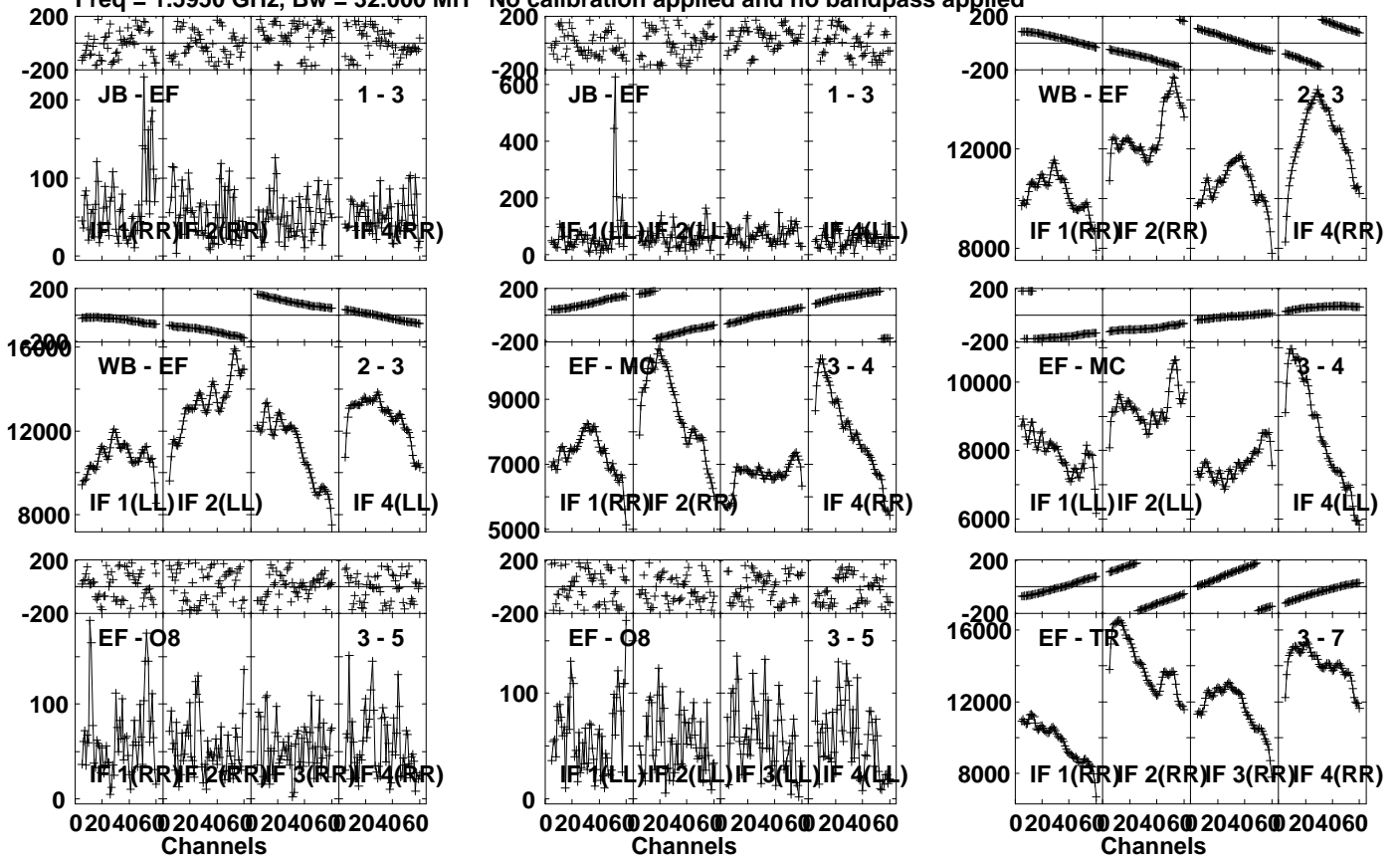
Timerange: 01/06:40:31 to 01/06:54:59

Plot file version 98 created 27-OCT-2023 18:03:03

0133+476 EV024I 4.UVDATA.1

Freq = 1.5950 GHz, Bw = 32.000 MH

No calibration applied and no bandpass applied

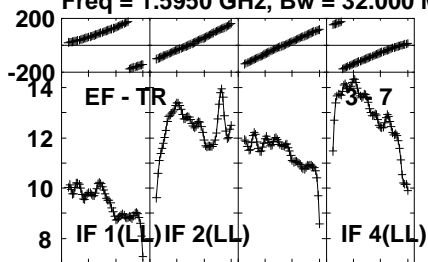


Lower frame: Micro Ampl Jy Top frame: Phas deg  
Vector averaged cross-power spectrum Several baselines displayed  
Timerange: 01/06:56:01 to 01/06:59:59

Plot file version 99 created 27-OCT-2023 18:03:03

0133+476 EV024I 4.UVDATA.1

Freq = 1.5950 GHz, Bw = 32.000 MH No calibration applied and no bandpass applied



Lower frame: Milli Ampl Jy Top frame: Phas deg

Vector averaged cross-power spectrum Several baselines displayed

Timerange: 01/06:56:01 to 01/06:59:59