



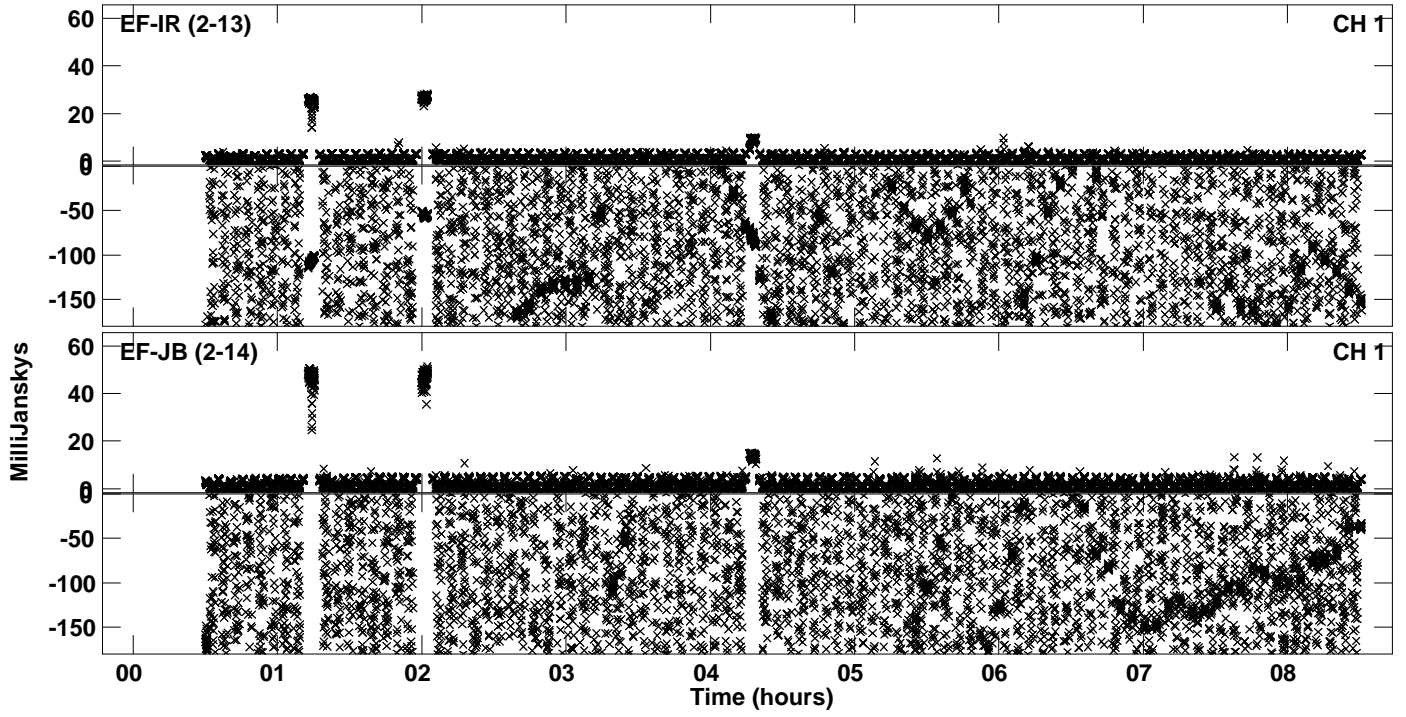
Plot file version 1 created 01-FEB-2023 16:31:56
Amplitude andPhase vs Time for EW022A 1.UVDATA.1 Vect aver.
IF 1 CHAN 1 - 512 STK LL




Plot file version 2 created 01-FEB-2023 16:31:56
Amplitude and Phase vs Time for EW022A 1.UVDATA.1 Vect aver.
IF 1 CHAN 1 - 512 STK LL



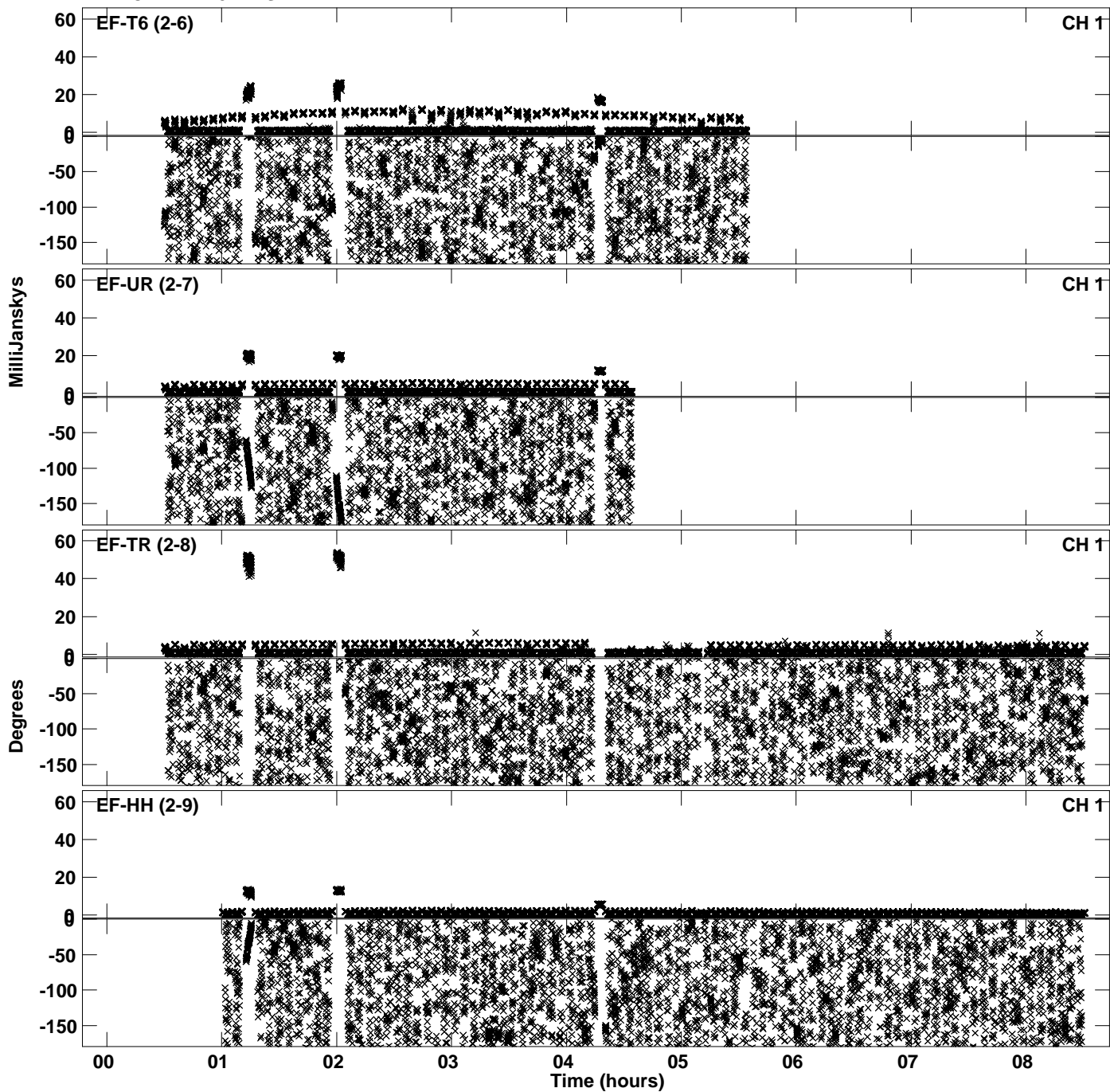
PLot file version 3 created 01-FEB-2023 16:31:56
Amplitude andPhase vs Time for EW022A 1.UVDATA.1 Vect aver.
IF 1 CHAN 1 - 512 STK LL



Plot file version 4 created 01-FEB-2023 16:32:54
Amplitude andPhase vs Time for EW022A 1.UVDATA.1 Vect aver.
IF 1 CHAN 1 - 512 STK RR



Plot file version 5 created 01-FEB-2023 16:32:54
Amplitude and Phase vs Time for EW022A 1.UVDATA.1 Vect aver.
IF 1 CHAN 1 - 512 STK RR



PLot file version 6 created 01-FEB-2023 16:32:54
Amplitude andPhase vs Time for EW022A 1.UVDATA.1 Vect aver.
IF 1 CHAN 1 - 512 STK RR

