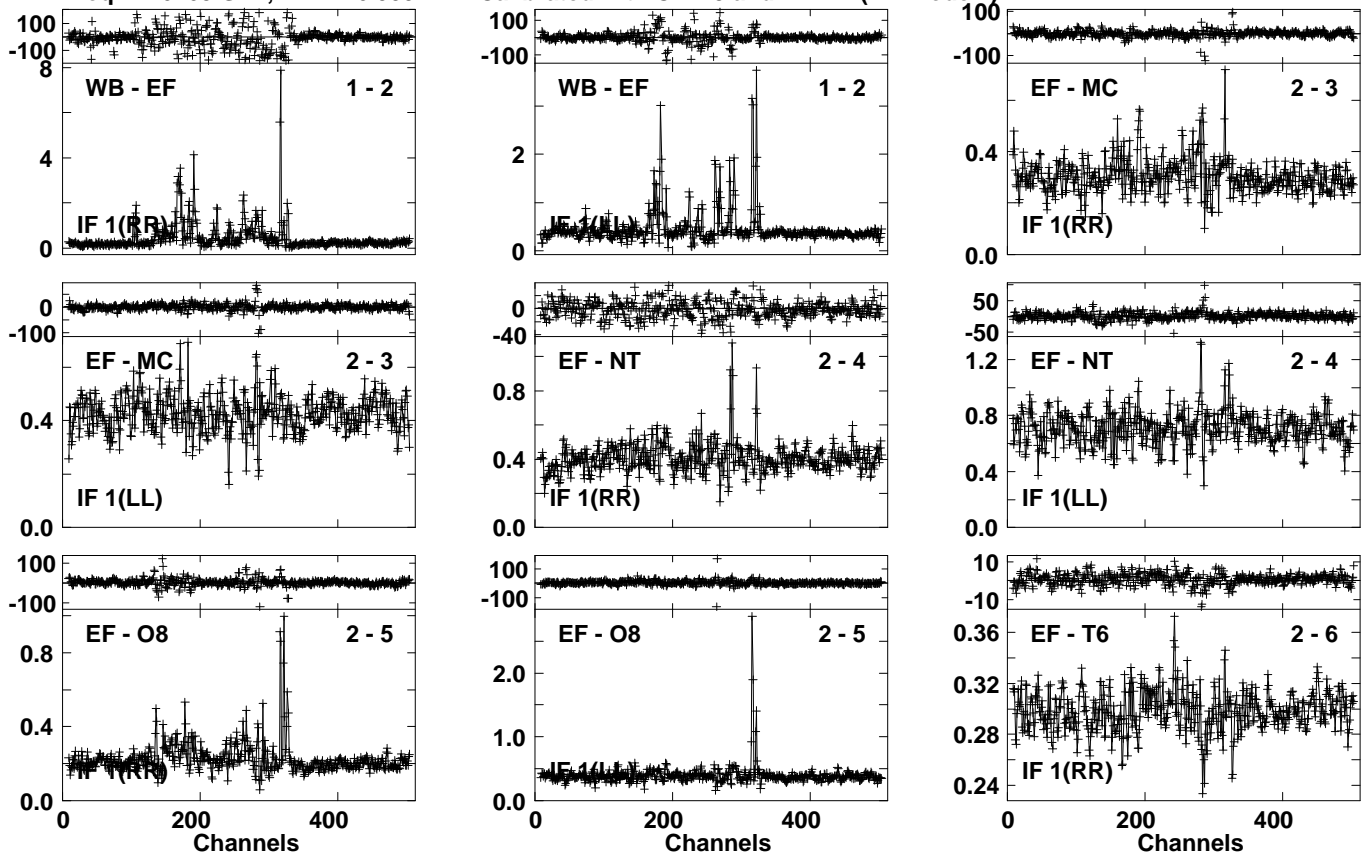


Plot file version 1 created 01-FEB-2023 16:30:22

J1748+3404 EW022A 4.UVDATA.1

Freq = 1.6163 GHz, Bw = 16.000 MH Calibrated with CL # 3 and BP # 1 (BP mode 1)



Lower frame: Ampl Jy Top frame: Phas deg

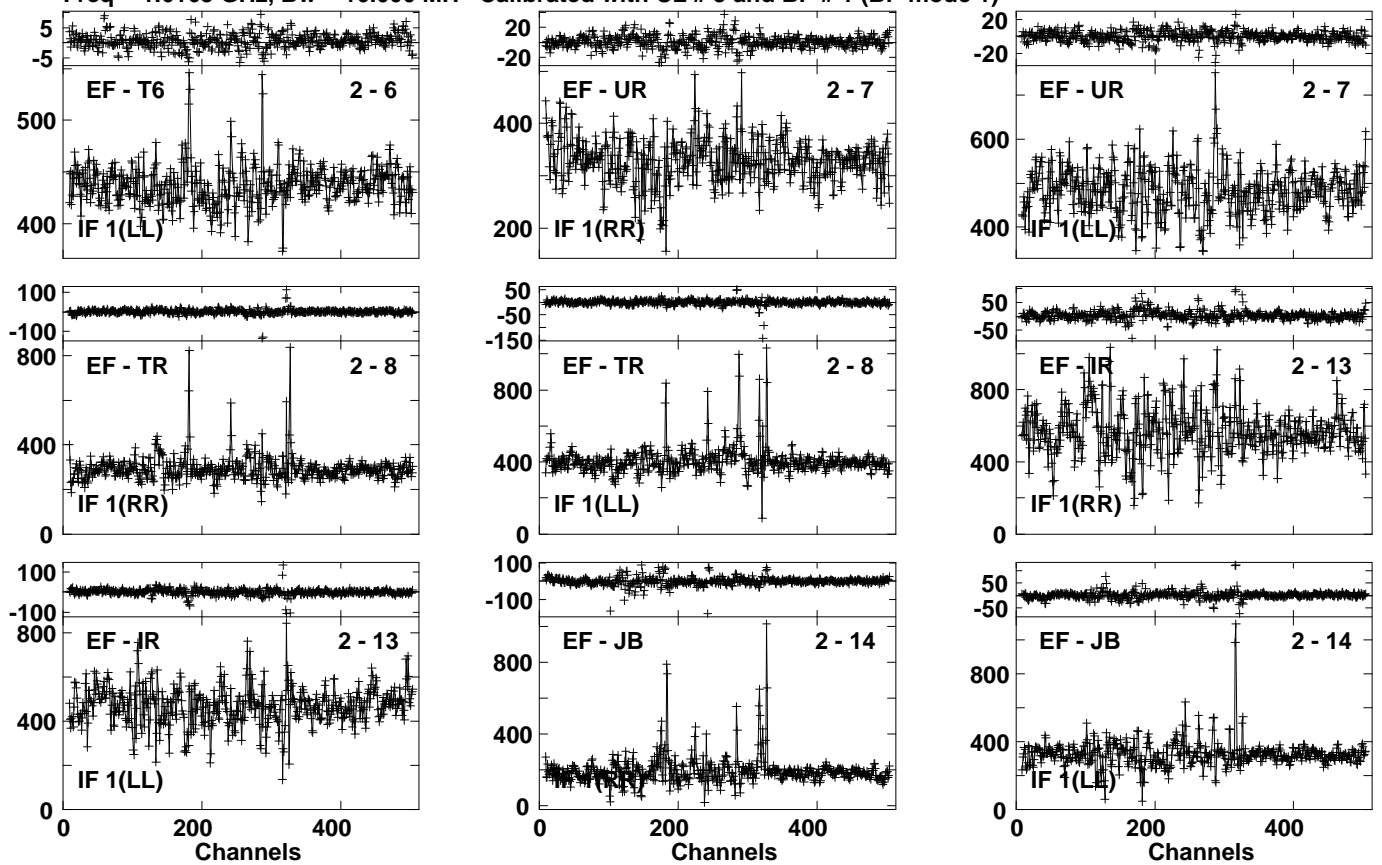
Vector averaged cross-power spectrum Several baselines displayed

Timerange: 00/00:30:01 to 00/00:30:59

Plot file version 2 created 01-FEB-2023 16:30:23

J1748+3404 EW022A 4.UVDATA.1

Freq = 1.6163 GHz, Bw = 16.000 MH Calibrated with CL # 3 and BP # 1 (BP mode 1)

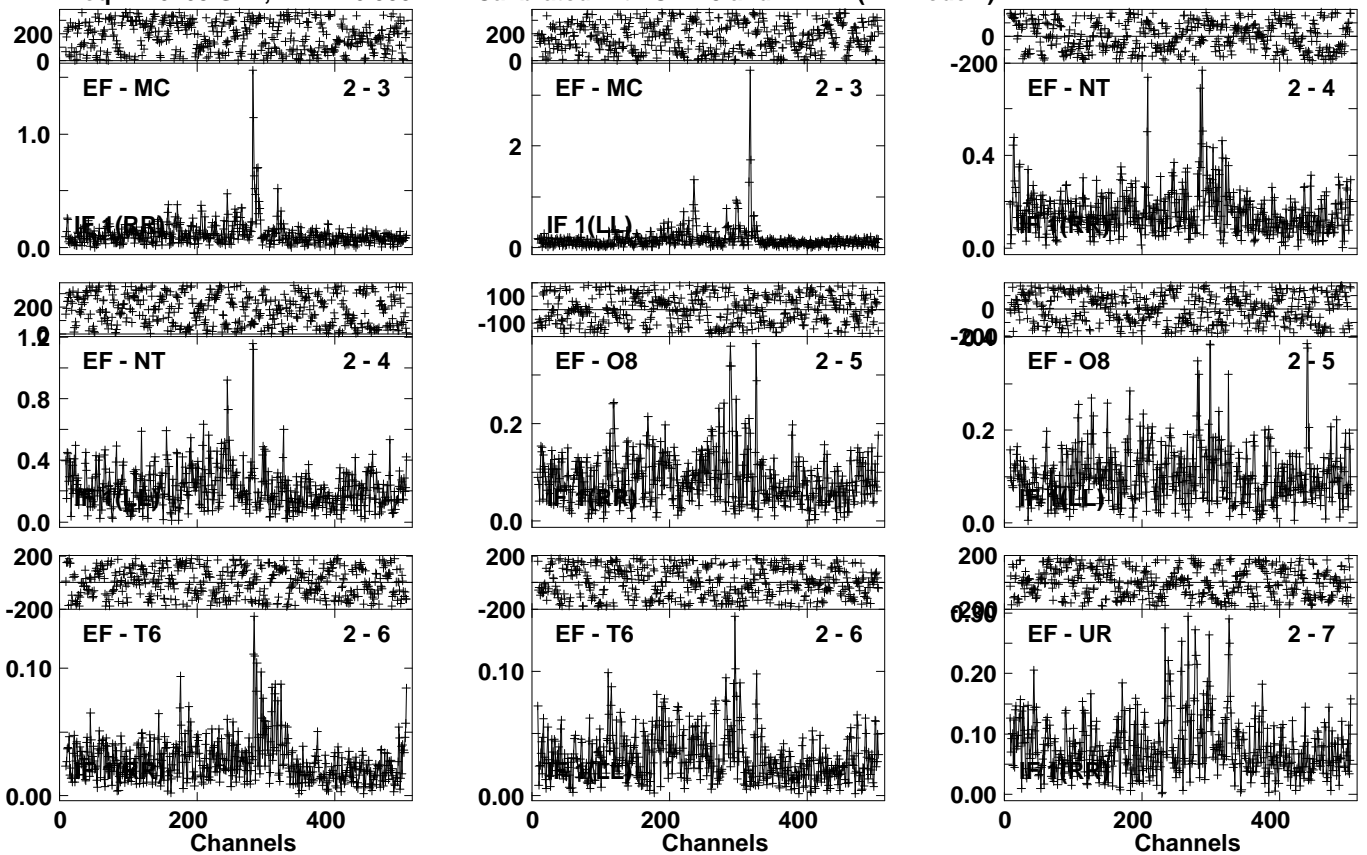


Lower frame: Milli Ampl Jy Top frame: Phas deg
Vector averaged cross-power spectrum Several baselines displayed
Timerange: 00/00:30:01 to 00/00:30:59

Plot file version 3 created 01-FEB-2023 16:30:23

IR17526N EW022A 4.UVDATA.1

Freq = 1.6163 GHz, Bw = 16.000 MH Calibrated with CL # 3 and BP # 1 (BP mode 1)

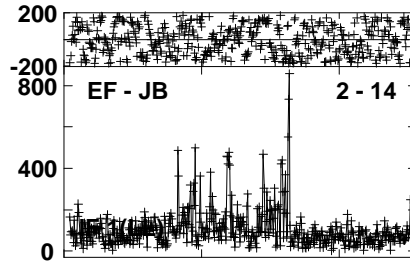
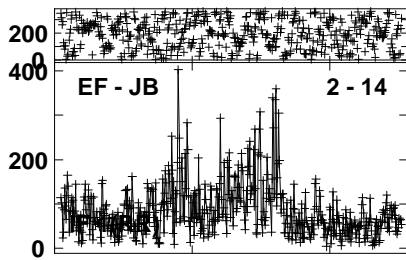
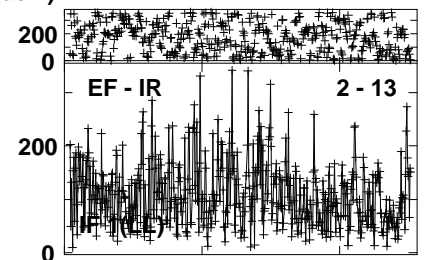
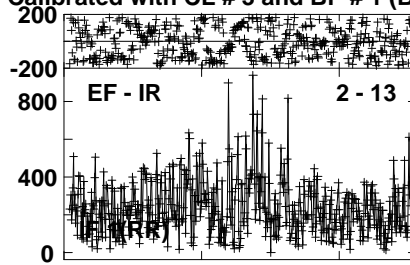
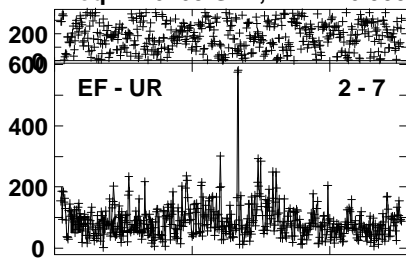


Lower frame: Ampl Jy Top frame: Phas deg
Vector averaged cross-power spectrum Several baselines displayed
Timerange: 00/00:31:01 to 00/00:34:29

Plot file version 4 created 01-FEB-2023 16:30:23

IR17526N EW022A 4.UVDATA.1

Freq = 1.6163 GHz, Bw = 16.000 MH Calibrated with CL # 3 and BP # 1 (BP mode 1)

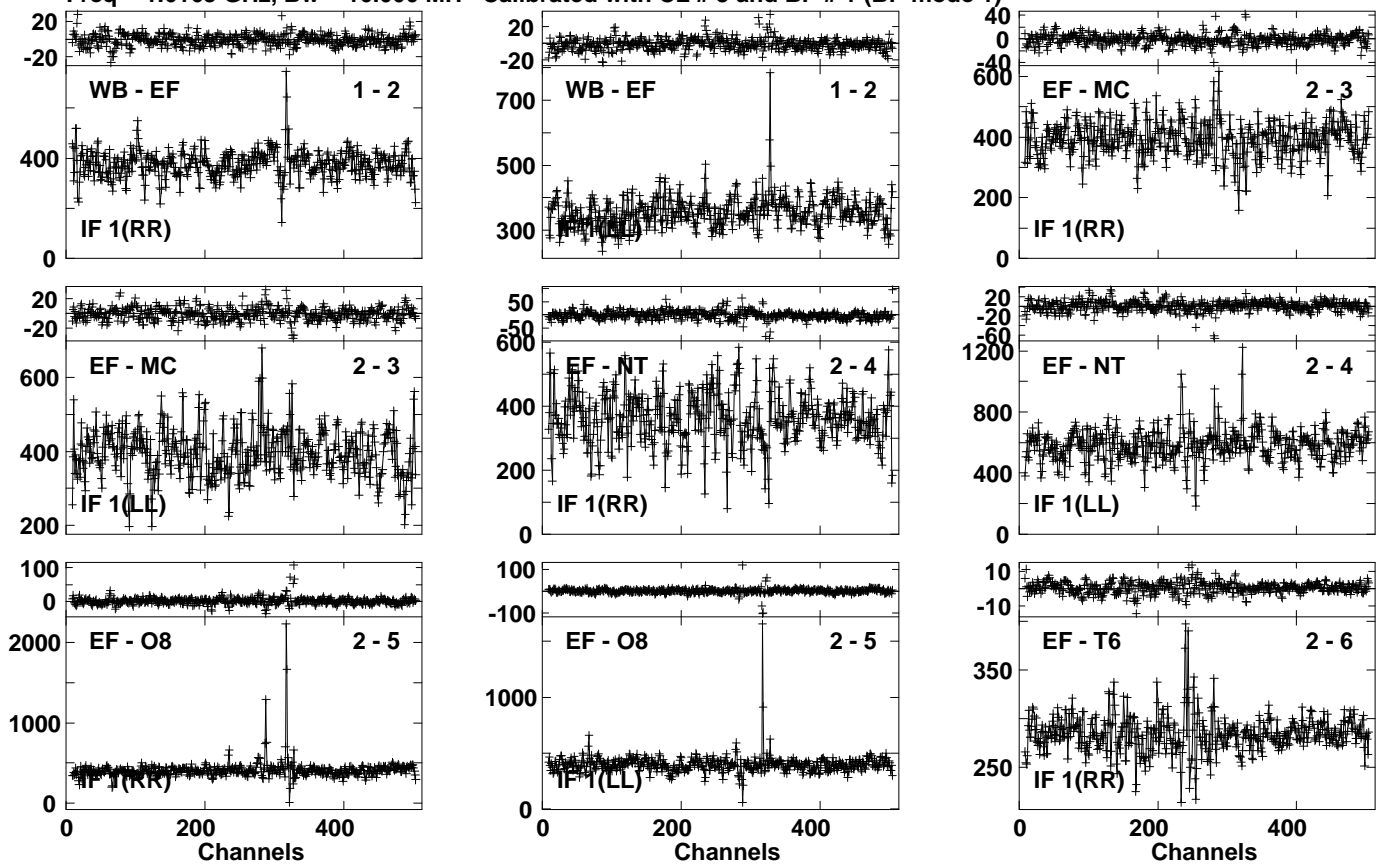


Lower frame: Milli Ampl Jy Top frame: Phas deg
Vector averaged cross-power spectrum Several baselines displayed
Timerange: 00/00:31:01 to 00/00:34:29

Plot file version 5 created 01-FEB-2023 16:30:23

J1748+3404 EW022A 4.UVDATA.1

Freq = 1.6163 GHz, Bw = 16.000 MH Calibrated with CL # 3 and BP # 1 (BP mode 1)

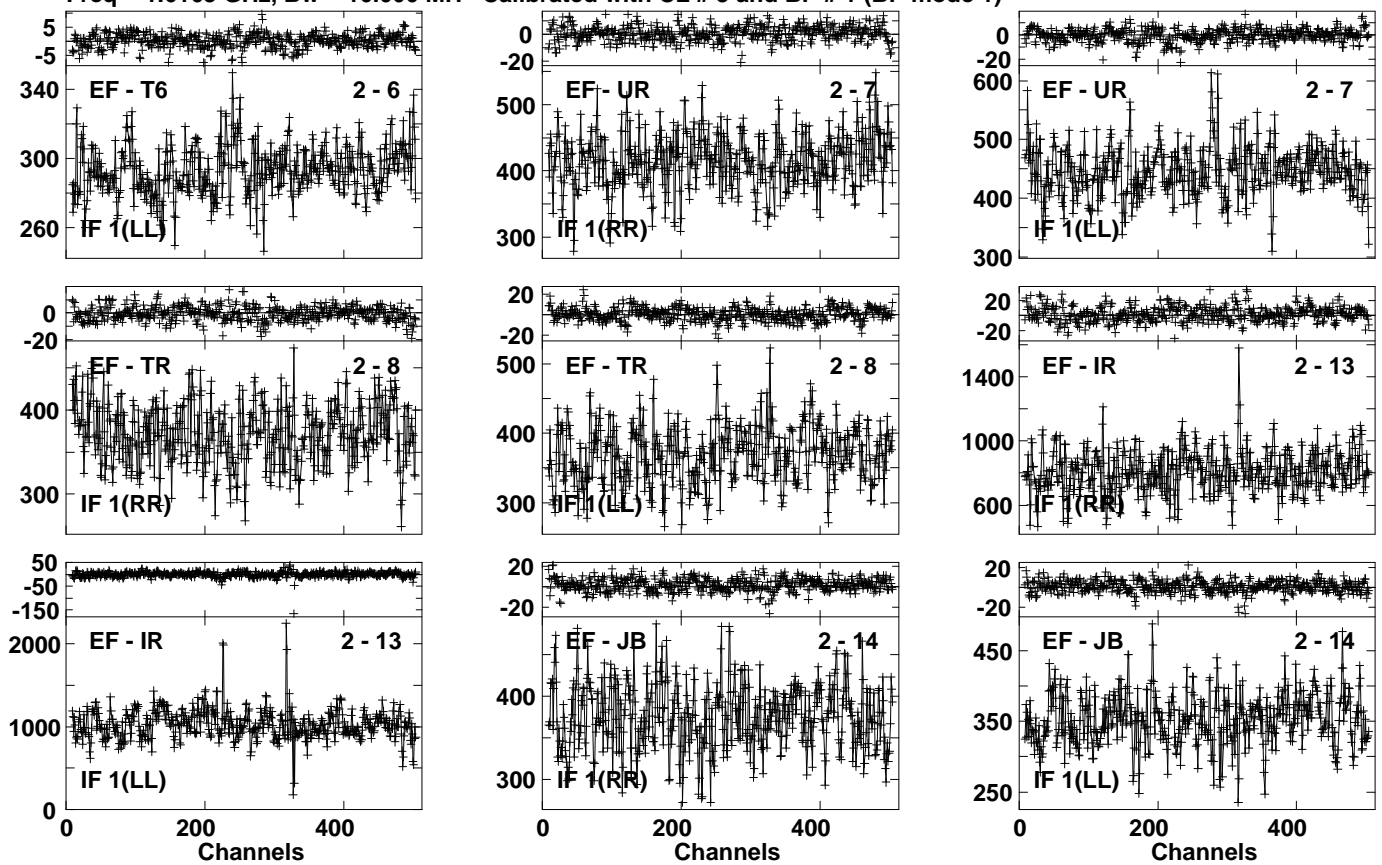


Lower frame: Milli Ampl Jy Top frame: Phas deg
Vector averaged cross-power spectrum Several baselines displayed
Timerange: 00/00:35:01 to 00/00:35:59

Plot file version 6 created 01-FEB-2023 16:30:23

J1748+3404 EW022A 4.UVDATA.1

Freq = 1.6163 GHz, Bw = 16.000 MH Calibrated with CL # 3 and BP # 1 (BP mode 1)

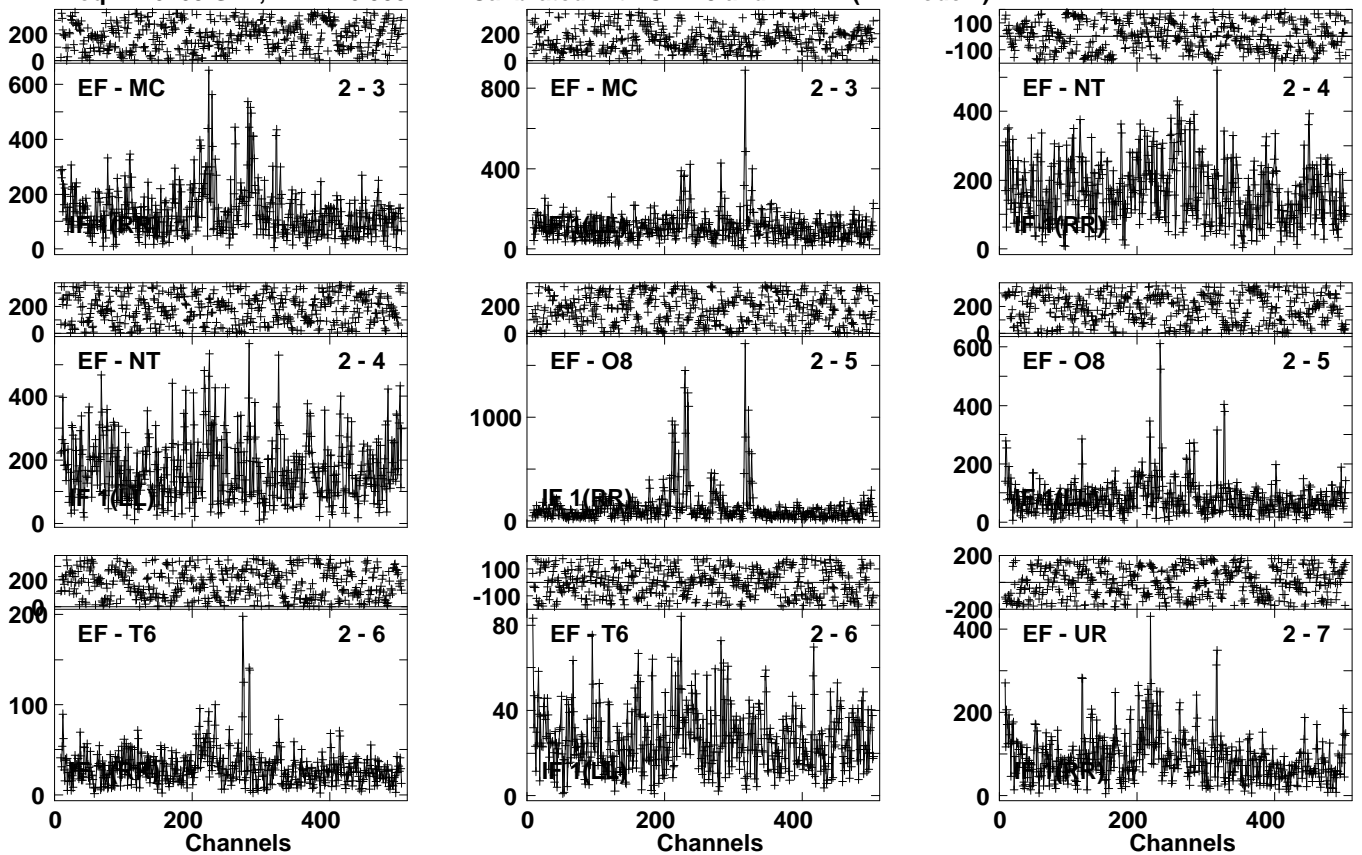


Lower frame: Milli Ampl Jy Top frame: Phas deg
Vector averaged cross-power spectrum Several baselines displayed
Timerange: 00/00:35:01 to 00/00:35:59

Plot file version 7 created 01-FEB-2023 16:30:24

IR17526N EW022A 4.UVDATA.1

Freq = 1.6163 GHz, Bw = 16.000 MH Calibrated with CL # 3 and BP # 1 (BP mode 1)

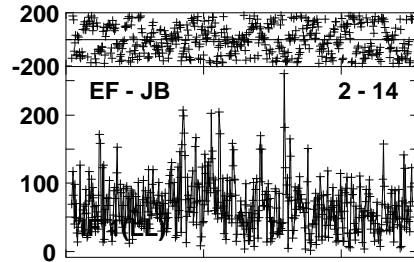
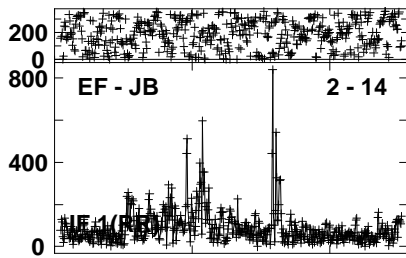
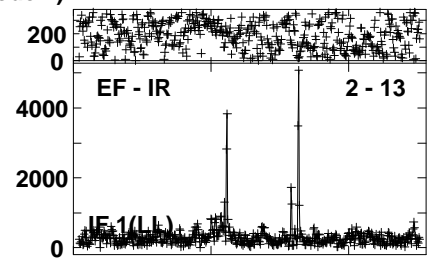
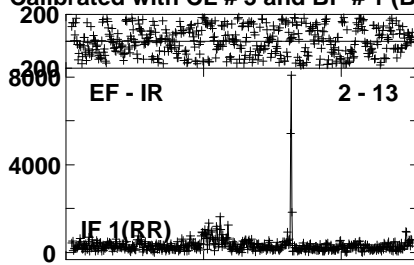
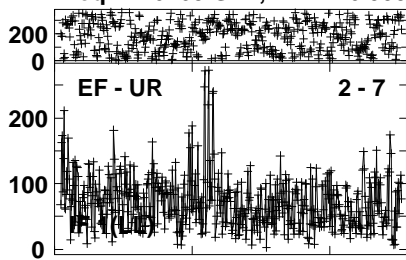


Lower frame: Milli Ampl Jy Top frame: Phas deg
Vector averaged cross-power spectrum Several baselines displayed
Timerange: 00/00:36:01 to 00/00:39:29

Plot file version 8 created 01-FEB-2023 16:30:24

IR17526N EW022A 4.UVDATA.1

Freq = 1.6163 GHz, Bw = 16.000 MH Calibrated with CL # 3 and BP # 1 (BP mode 1)

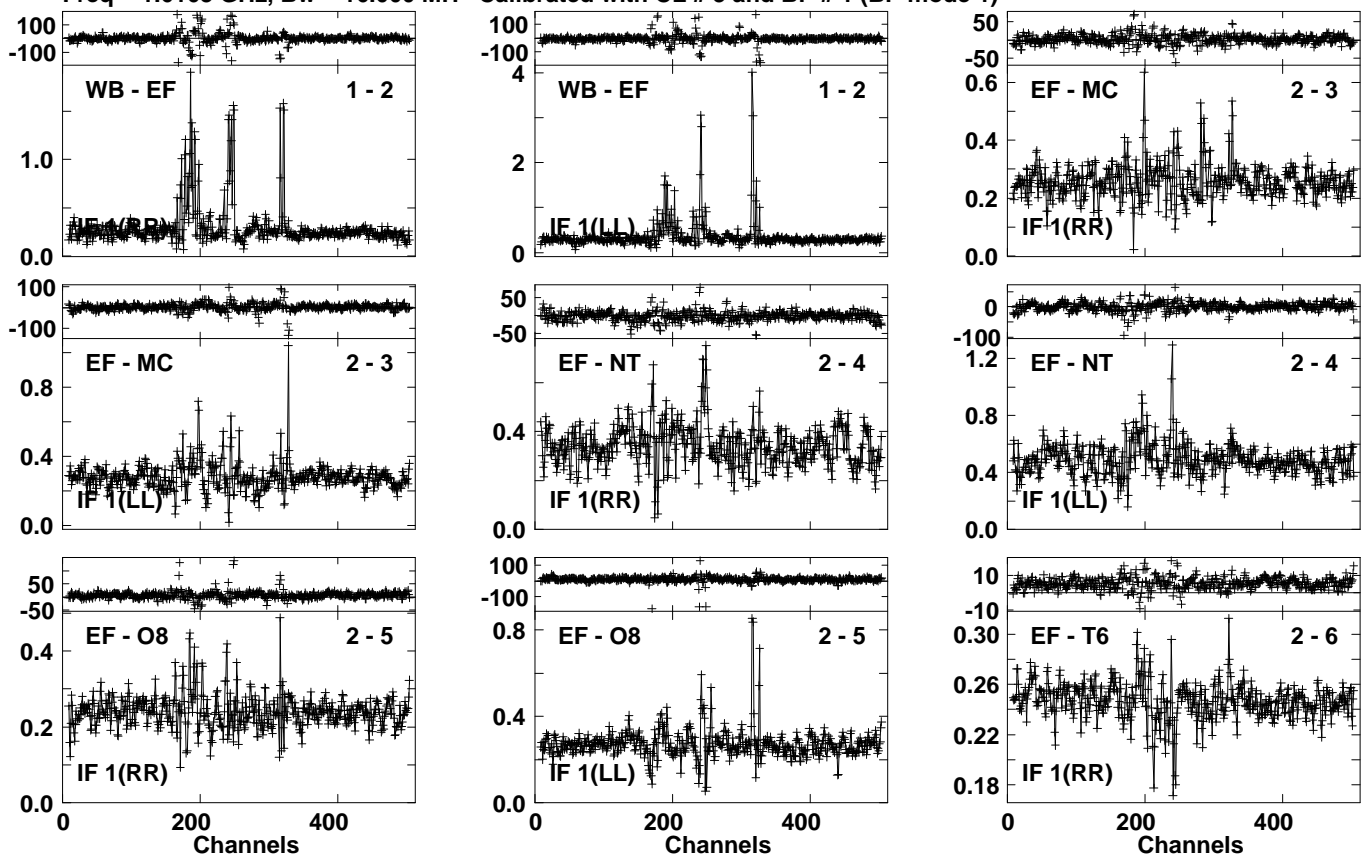


Lower frame: Milli Ampl Jy Top frame: Phas deg
Vector averaged cross-power spectrum Several baselines displayed
Timerange: 00/00:36:01 to 00/00:39:29

Plot file version 9 created 01-FEB-2023 16:30:24

J1748+3404 EW022A 4.UVDATA.1

Freq = 1.6163 GHz, Bw = 16.000 MH Calibrated with CL # 3 and BP # 1 (BP mode 1)



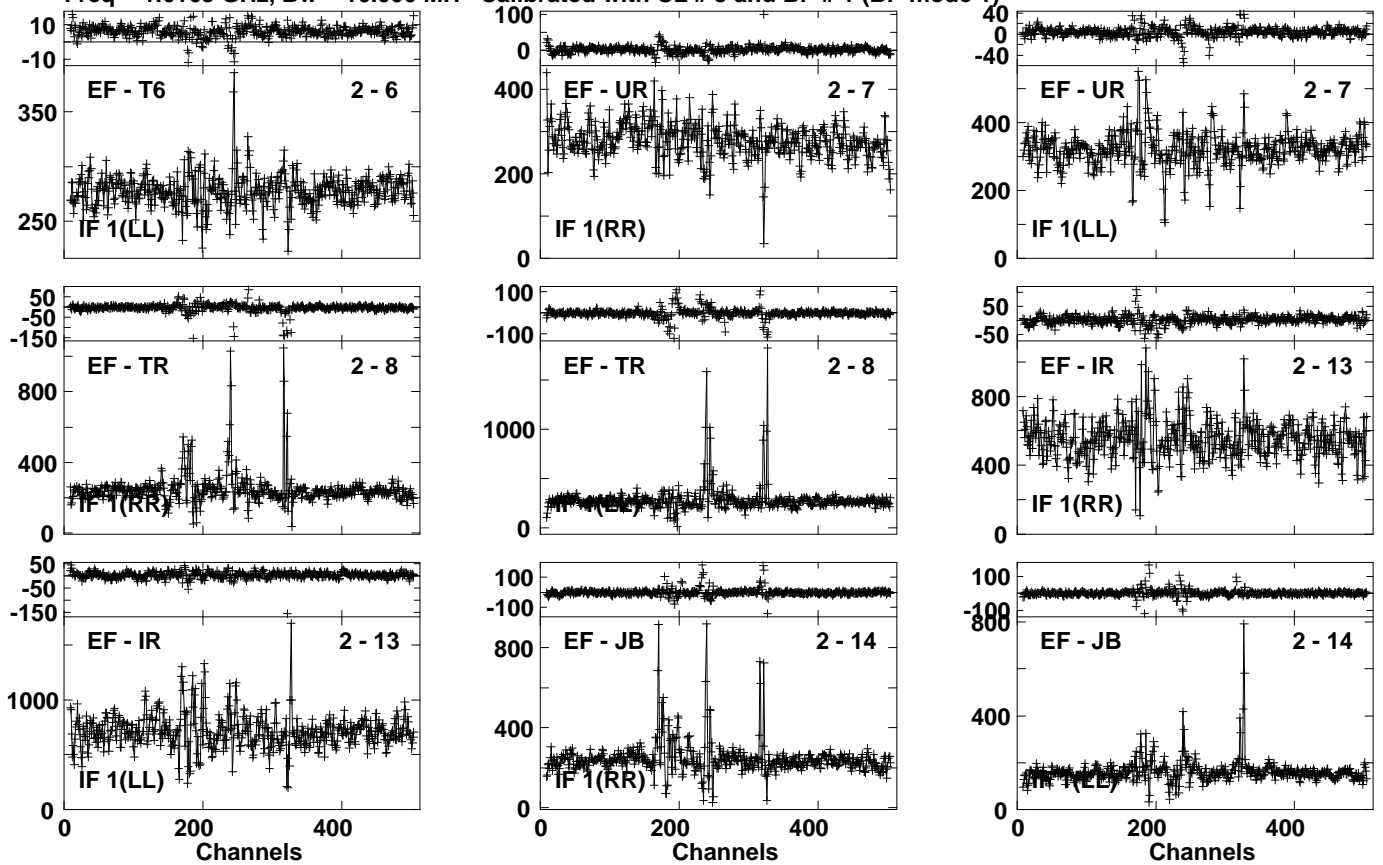
Lower frame: Ampl Jy Top frame: Phas deg
Vector averaged cross-power spectrum Several baselines displayed
Timerange: 00/00:39:31 to 00/00:40:59

Plot file version 10 created 01-FEB-2023 16:30:24

J1748+3404 EW022A 4.UVDATA.1

Freq = 1.6163 GHz, Bw = 16.000 MH

Calibrated with CL # 3 and BP # 1 (BP mode 1)

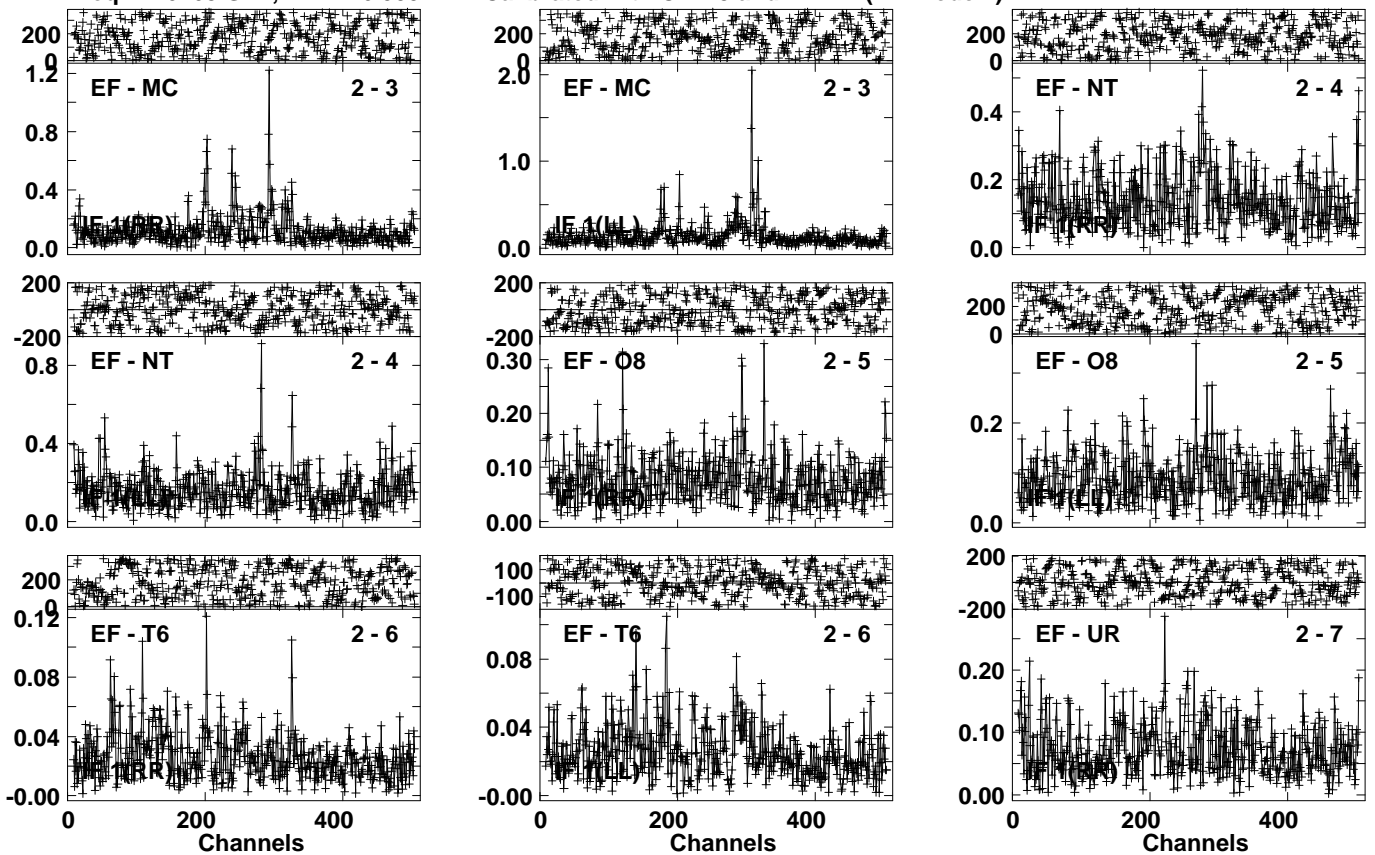


Lower frame: Milli Ampl Jy Top frame: Phas deg
Vector averaged cross-power spectrum Several baselines displayed
Timerange: 00/00:39:31 to 00/00:40:59

Plot file version 11 created 01-FEB-2023 16:30:25

IR17526N EW022A 4.UVDATA.1

Freq = 1.6163 GHz, Bw = 16.000 MH Calibrated with CL # 3 and BP # 1 (BP mode 1)

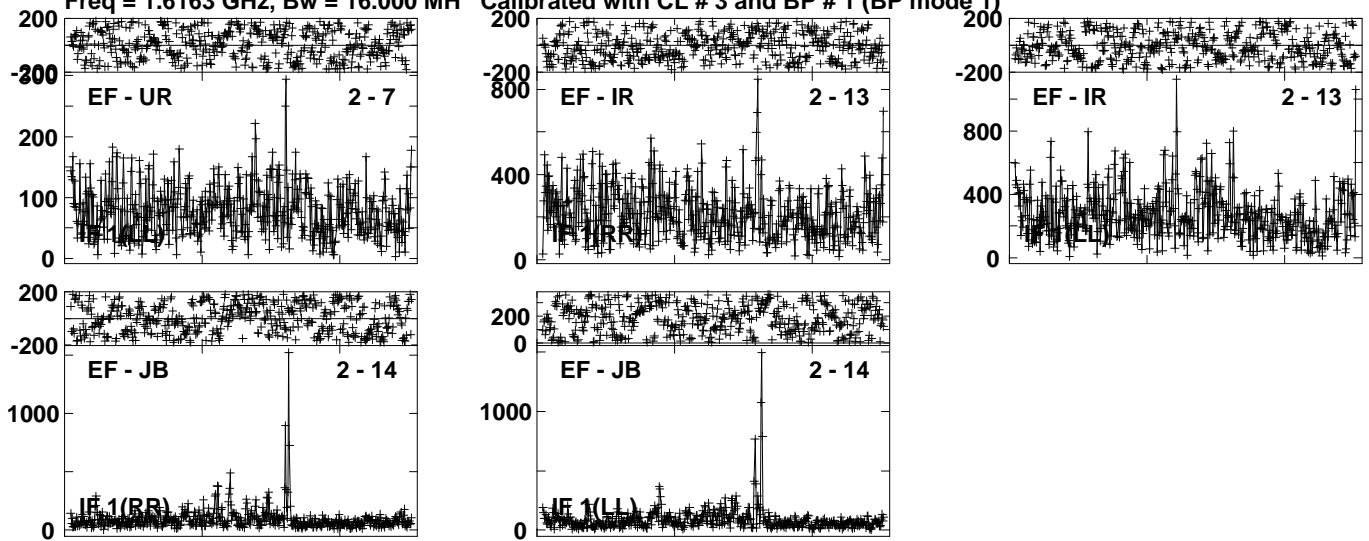


Lower frame: Ampl Jy Top frame: Phas deg
Vector averaged cross-power spectrum Several baselines displayed
Timerange: 00/00:41:01 to 00/00:44:29

Plot file version 12 created 01-FEB-2023 16:30:25

IR17526N EW022A 4.UVDATA.1

Freq = 1.6163 GHz, Bw = 16.000 MH Calibrated with CL # 3 and BP # 1 (BP mode 1)

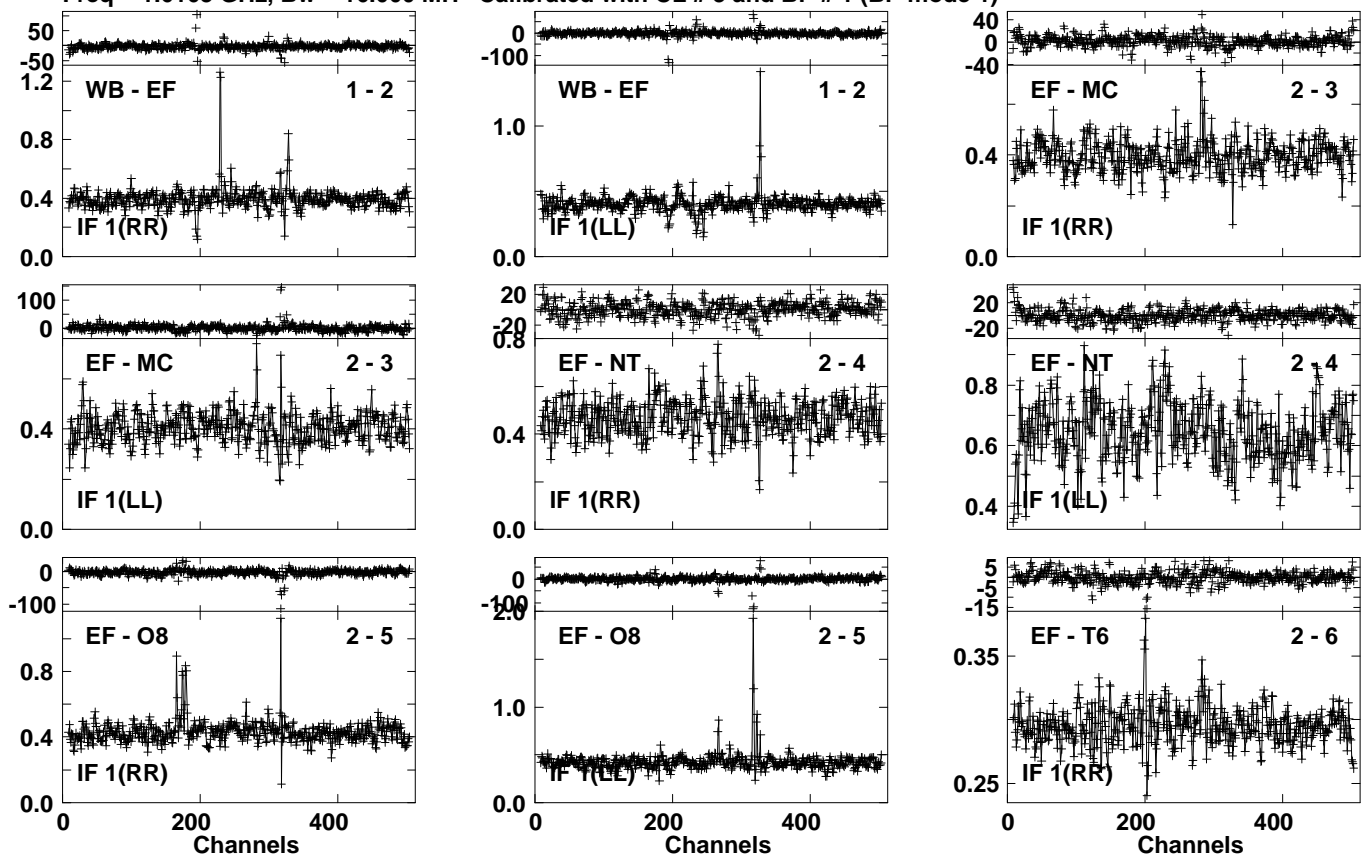


Lower frame: Milli Ampl Jy Top frame: Phas deg
Vector averaged cross-power spectrum Several baselines displayed
Timerange: 00/00:41:01 to 00/00:44:29

Plot file version 13 created 01-FEB-2023 16:30:25

J1748+3404 EW022A 4.UVDATA.1

Freq = 1.6163 GHz, Bw = 16.000 MH Calibrated with CL # 3 and BP # 1 (BP mode 1)

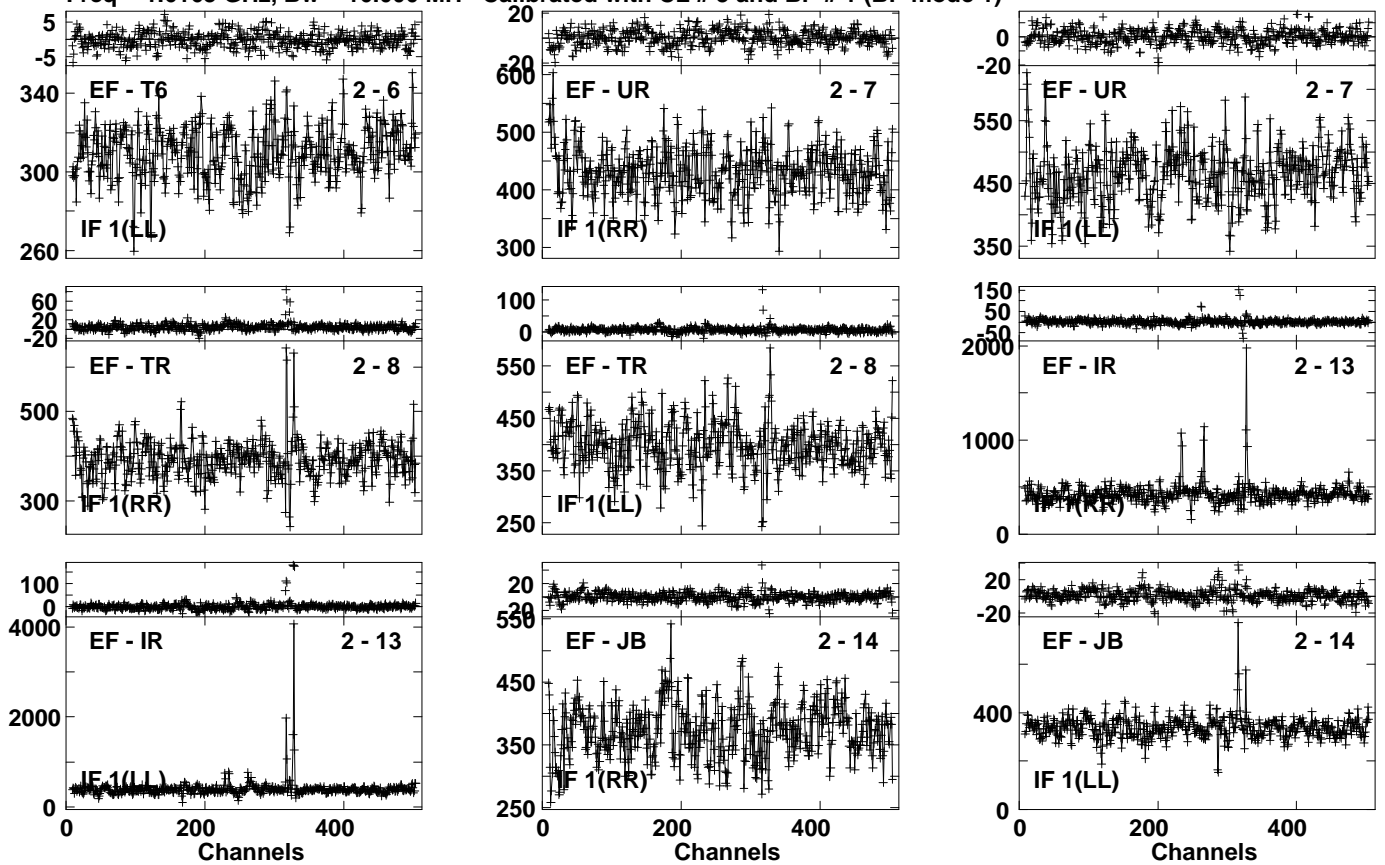


Lower frame: Ampl Jy Top frame: Phas deg
Vector averaged cross-power spectrum Several baselines displayed
Timerange: 00/00:45:01 to 00/00:45:59

Plot file version 14 created 01-FEB-2023 16:30:25

J1748+3404 EW022A 4.UVDATA.1

Freq = 1.6163 GHz, Bw = 16.000 MH Calibrated with CL # 3 and BP # 1 (BP mode 1)

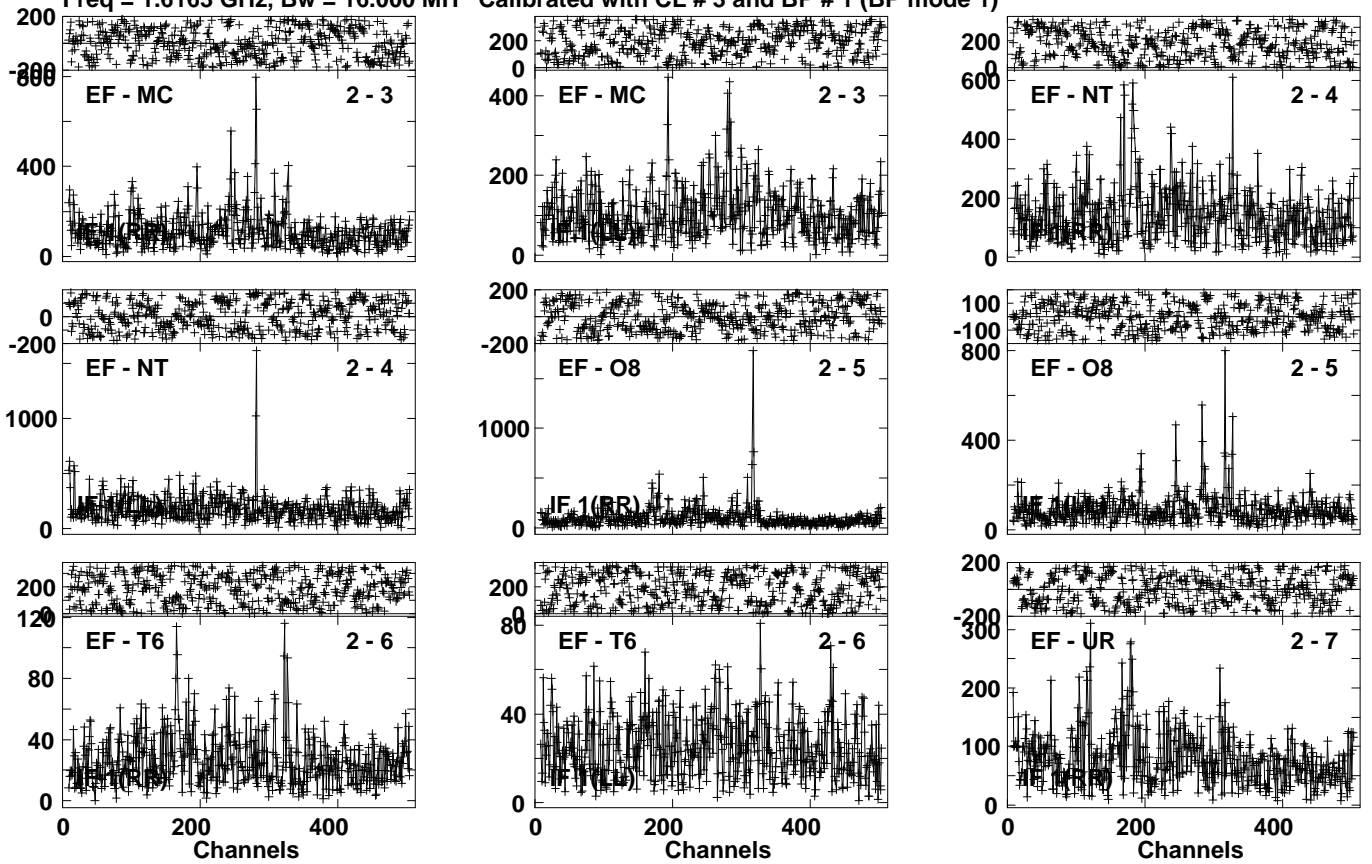


Lower frame: Milli Ampl Jy Top frame: Phas deg
Vector averaged cross-power spectrum Several baselines displayed
Timerange: 00/00:45:01 to 00/00:45:59

Plot file version 15 created 01-FEB-2023 16:30:26

IR17526N EW022A 4.UVDATA.1

Freq = 1.6163 GHz, Bw = 16.000 MH Calibrated with CL # 3 and BP # 1 (BP mode 1)

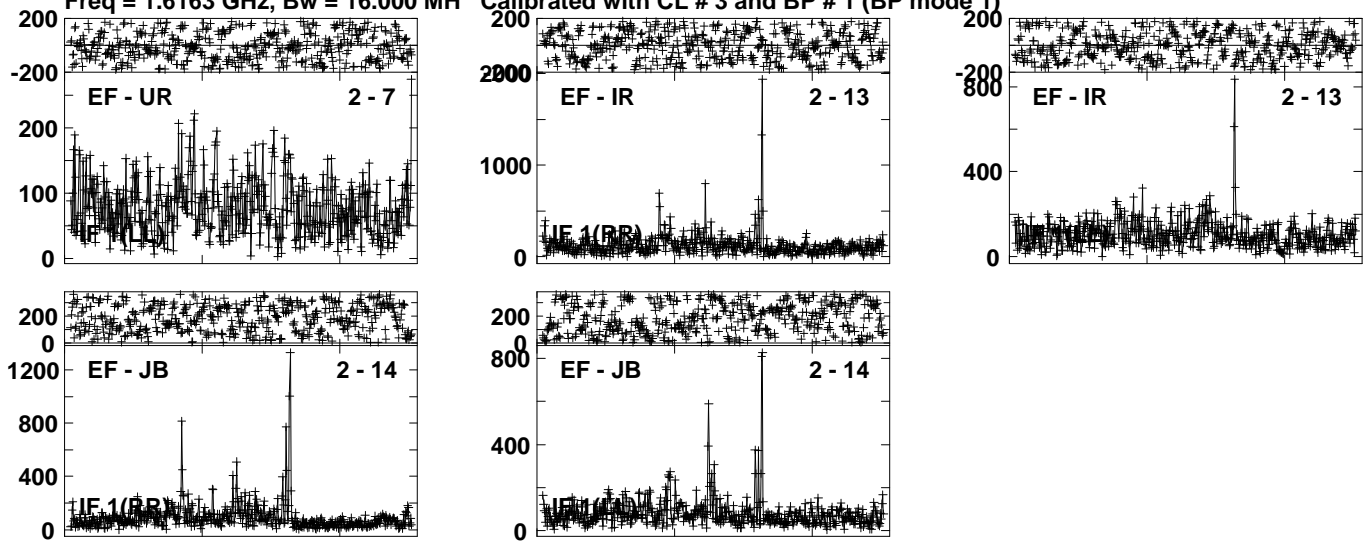


Lower frame: Milli Ampl Jy Top frame: Phas deg
Vector averaged cross-power spectrum Several baselines displayed
Timerange: 00/00:46:01 to 00/00:49:29

Plot file version 16 created 01-FEB-2023 16:30:26

IR17526N EW022A 4.UVDATA.1

Freq = 1.6163 GHz, Bw = 16.000 MH Calibrated with CL # 3 and BP # 1 (BP mode 1)

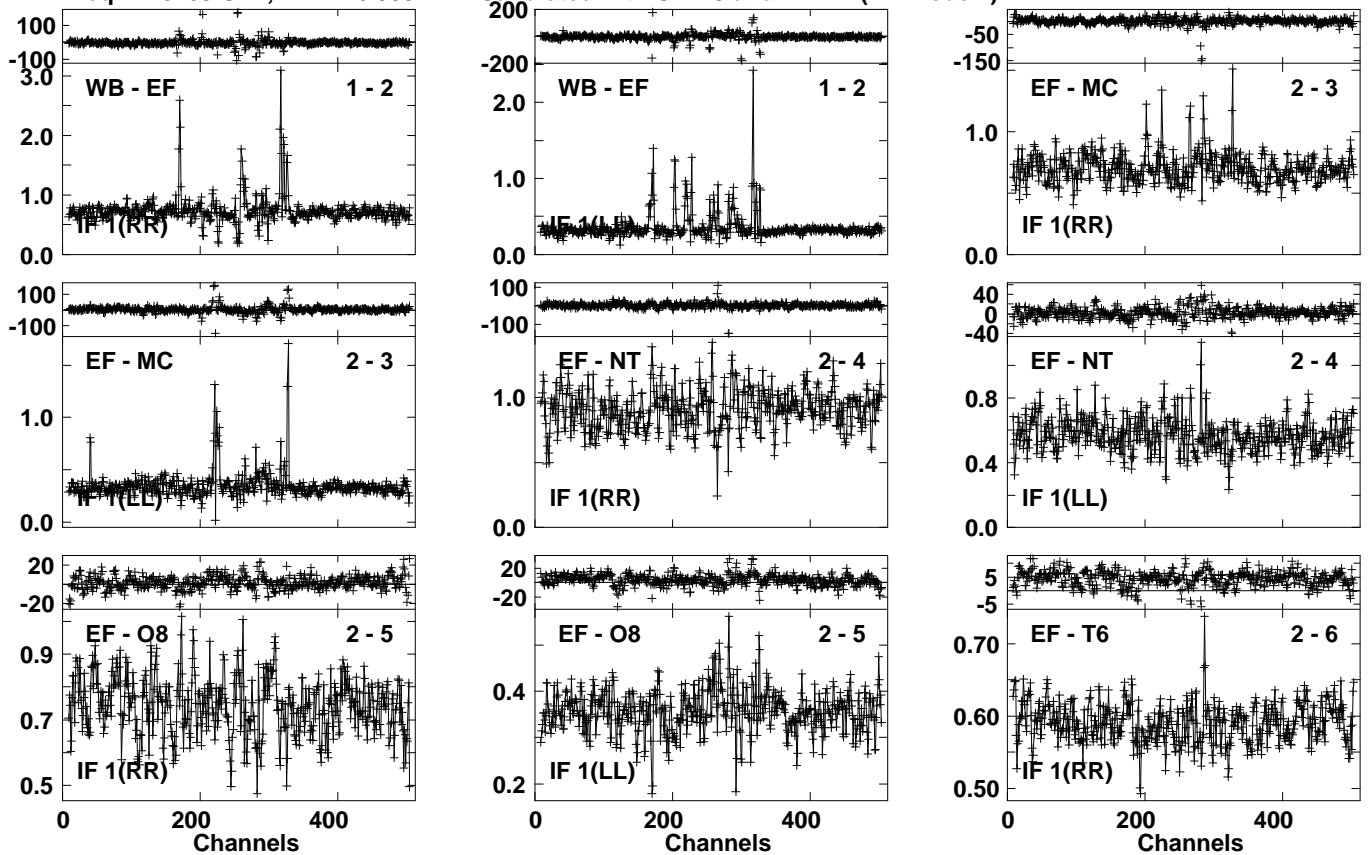


Lower frame: Milli Ampl Jy Top frame: Phas deg
Vector averaged cross-power spectrum Several baselines displayed
Timerange: 00/00:46:01 to 00/00:49:29

Plot file version 17 created 01-FEB-2023 16:30:26

J1748+3404 EW022A 4.UVDATA.1

Freq = 1.6163 GHz, Bw = 16.000 MH Calibrated with CL # 3 and BP # 1 (BP mode 1)



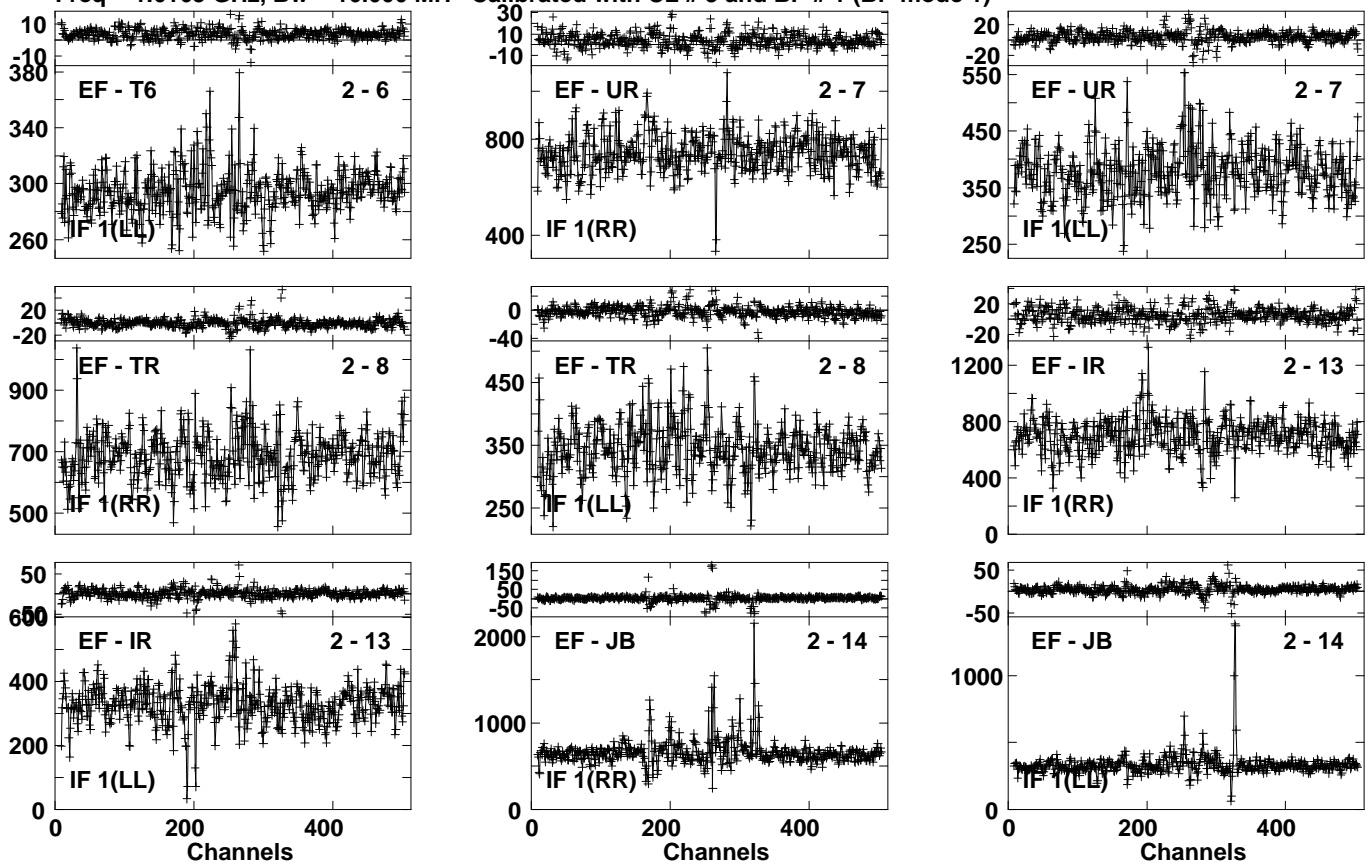
Lower frame: Ampl Jy Top frame: Phas deg
Vector averaged cross-power spectrum Several baselines displayed
Timerange: 00/00:49:31 to 00/00:50:59

Plot file version 18 created 01-FEB-2023 16:30:26

J1748+3404 EW022A 4.UVDATA.1

Freq = 1.6163 GHz, Bw = 16.000 MH

Calibrated with CL # 3 and BP # 1 (BP mode 1)

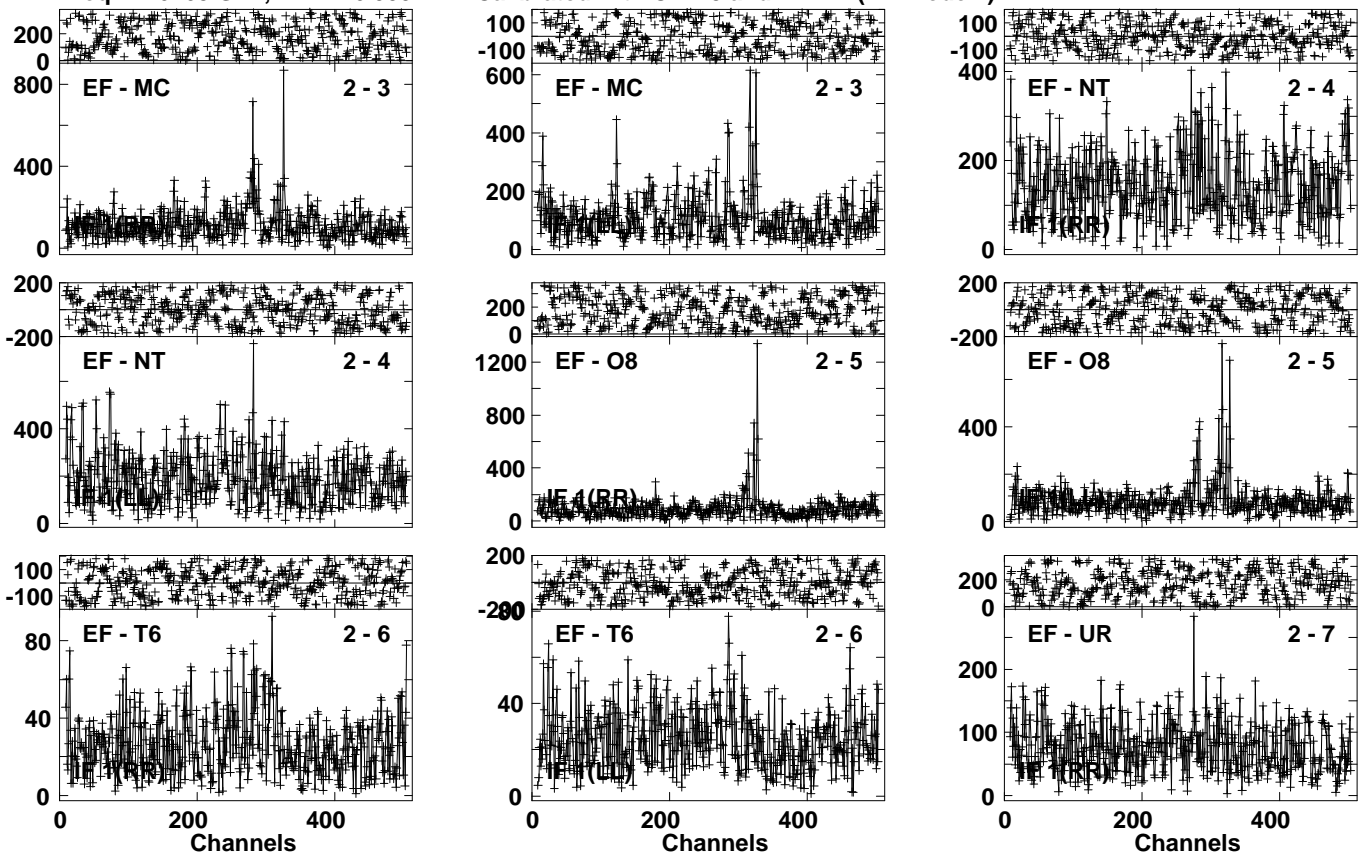


Lower frame: Milli Ampl Jy Top frame: Phas deg
Vector averaged cross-power spectrum Several baselines displayed
Timerange: 00/00:49:31 to 00/00:50:59

Plot file version 19 created 01-FEB-2023 16:30:27

IR17526N EW022A 4.UVDATA.1

Freq = 1.6163 GHz, Bw = 16.000 MH Calibrated with CL # 3 and BP # 1 (BP mode 1)

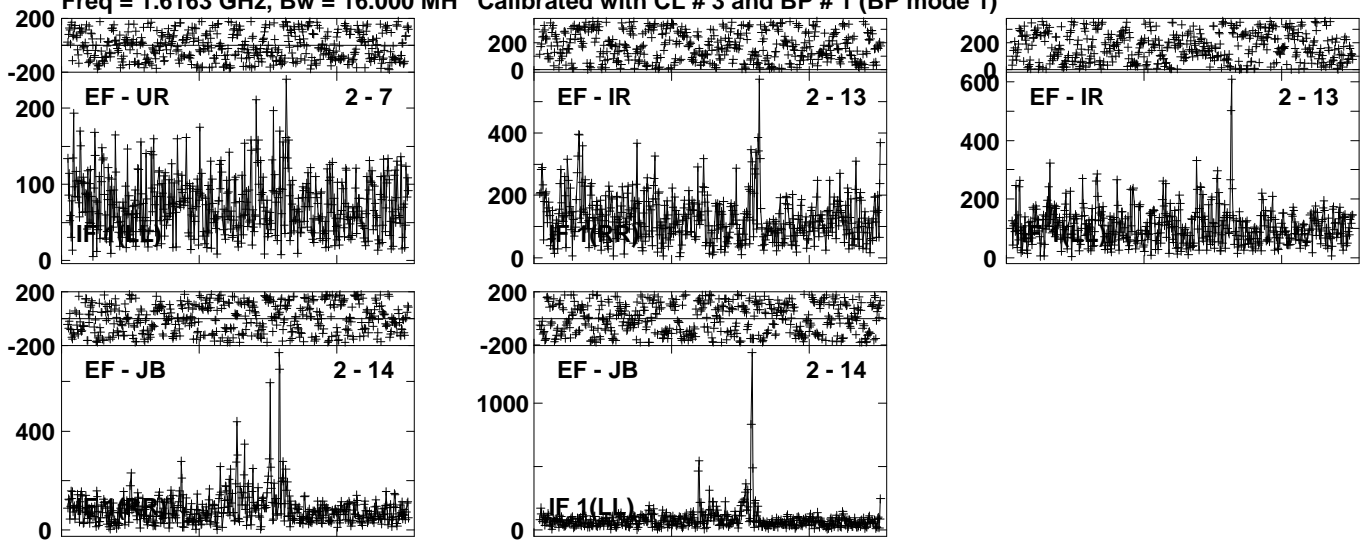


Lower frame: Milli Ampl Jy Top frame: Phas deg
Vector averaged cross-power spectrum Several baselines displayed
Timerange: 00/00:51:01 to 00/00:54:29

Plot file version 20 created 01-FEB-2023 16:30:27

IR17526N EW022A 4.UVDATA.1

Freq = 1.6163 GHz, Bw = 16.000 MH Calibrated with CL # 3 and BP # 1 (BP mode 1)

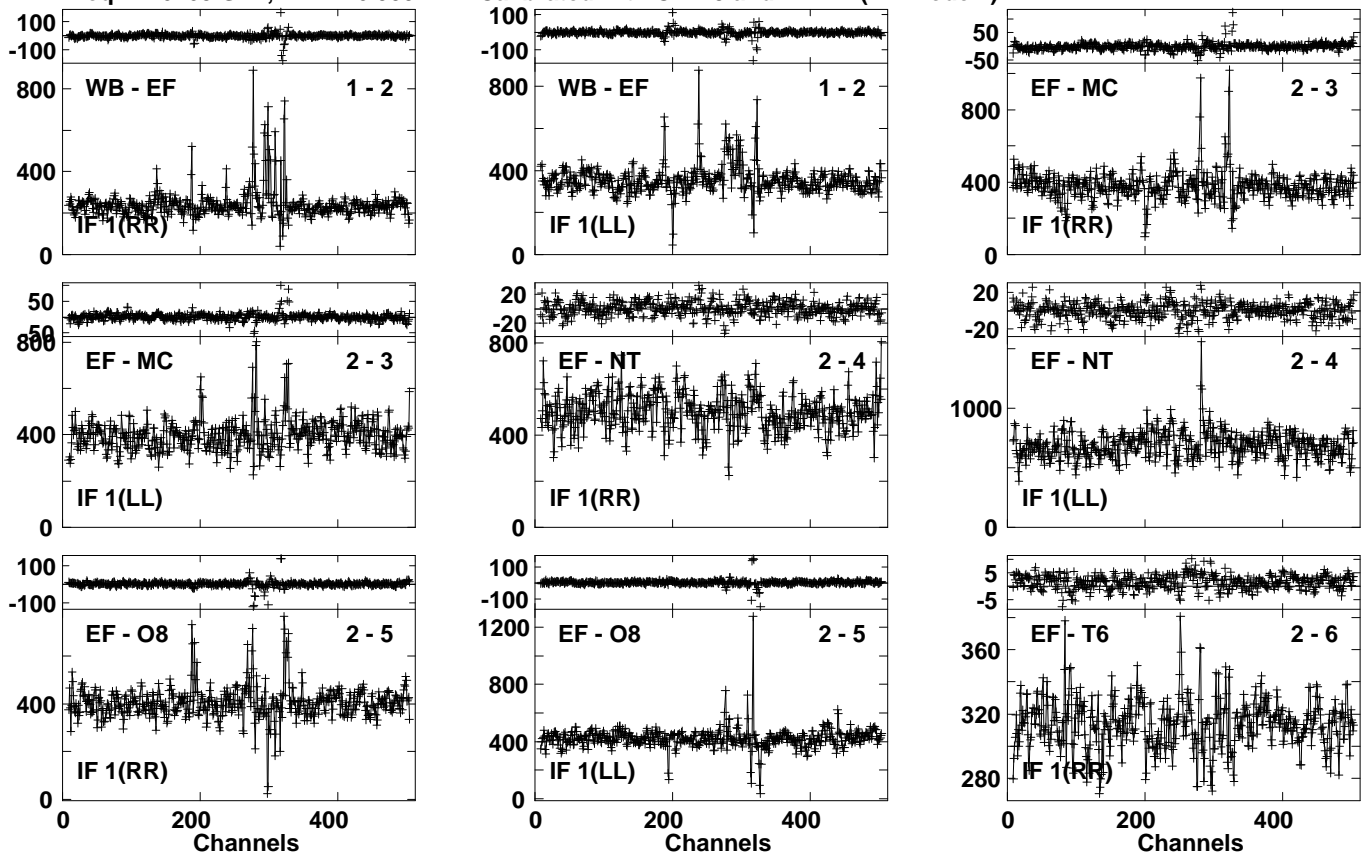


Lower frame: Milli Ampl Jy Top frame: Phas deg
Vector averaged cross-power spectrum Several baselines displayed
Timerange: 00/00:51:01 to 00/00:54:29

Plot file version 21 created 01-FEB-2023 16:30:27

J1748+3404 EW022A 4.UVDATA.1

Freq = 1.6163 GHz, Bw = 16.000 MH Calibrated with CL # 3 and BP # 1 (BP mode 1)

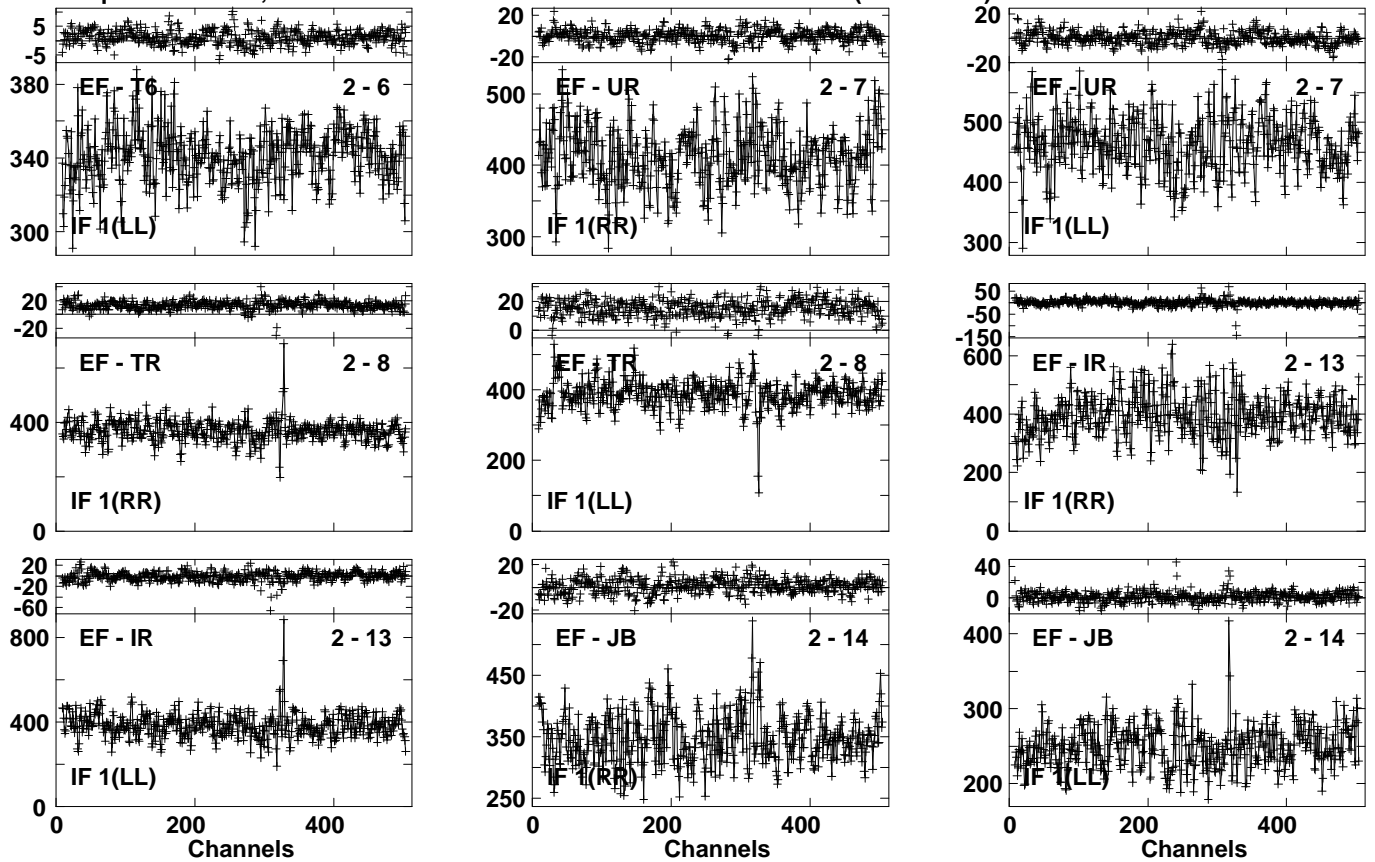


Lower frame: Milli Ampl Jy Top frame: Phas deg
Vector averaged cross-power spectrum Several baselines displayed
Timerange: 00/00:55:01 to 00/00:55:59

Plot file version 22 created 01-FEB-2023 16:30:27

J1748+3404 EW022A 4.UVDATA.1

Freq = 1.6163 GHz, Bw = 16.000 MH Calibrated with CL # 3 and BP # 1 (BP mode 1)

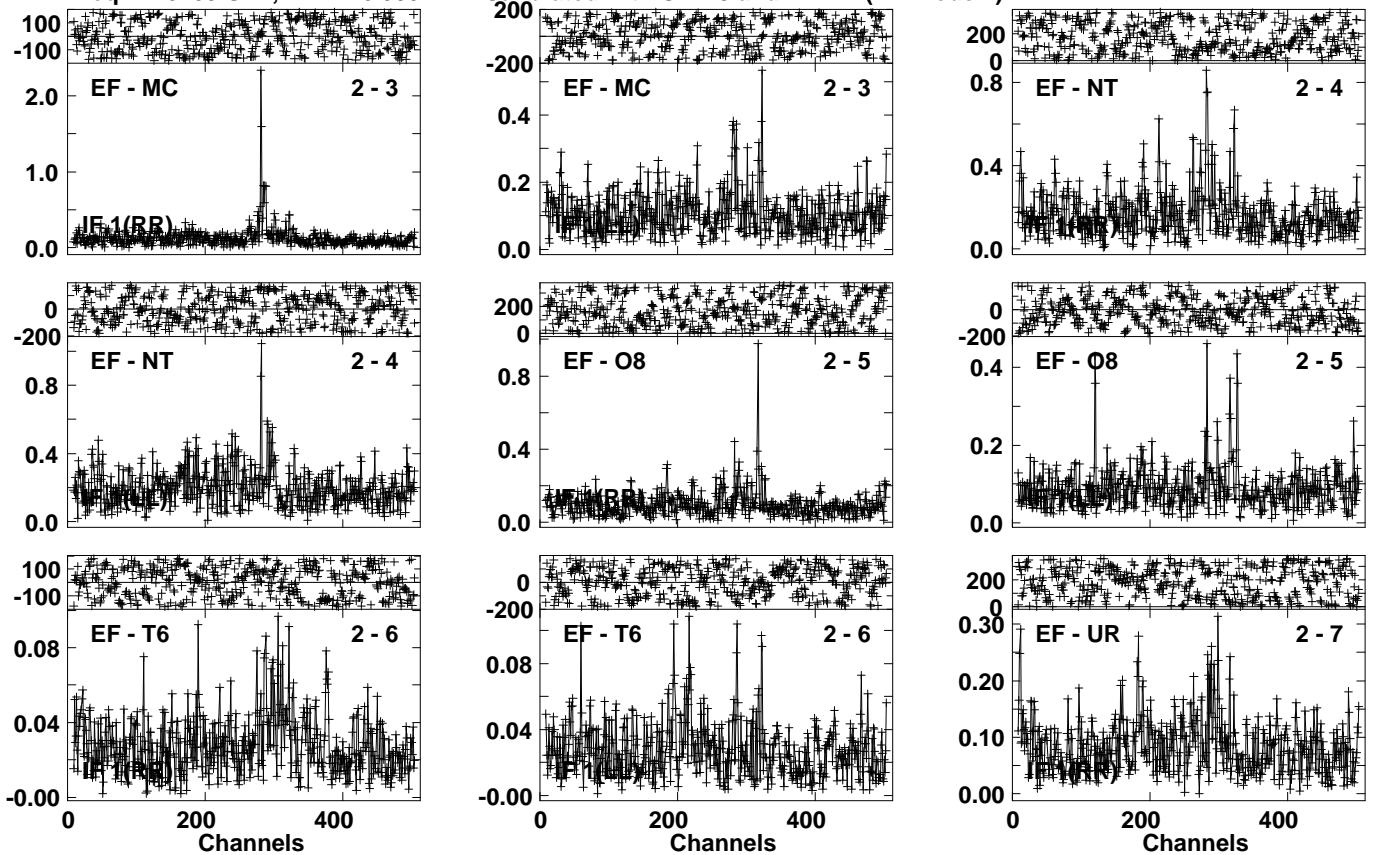


Lower frame: Milli Ampl Jy Top frame: Phas deg
Vector averaged cross-power spectrum Several baselines displayed
Timerange: 00/00:55:01 to 00/00:55:59

Plot file version 23 created 01-FEB-2023 16:30:27

IR17526N EW022A 4.UVDATA.1

Freq = 1.6163 GHz, Bw = 16.000 MH Calibrated with CL # 3 and BP # 1 (BP mode 1)

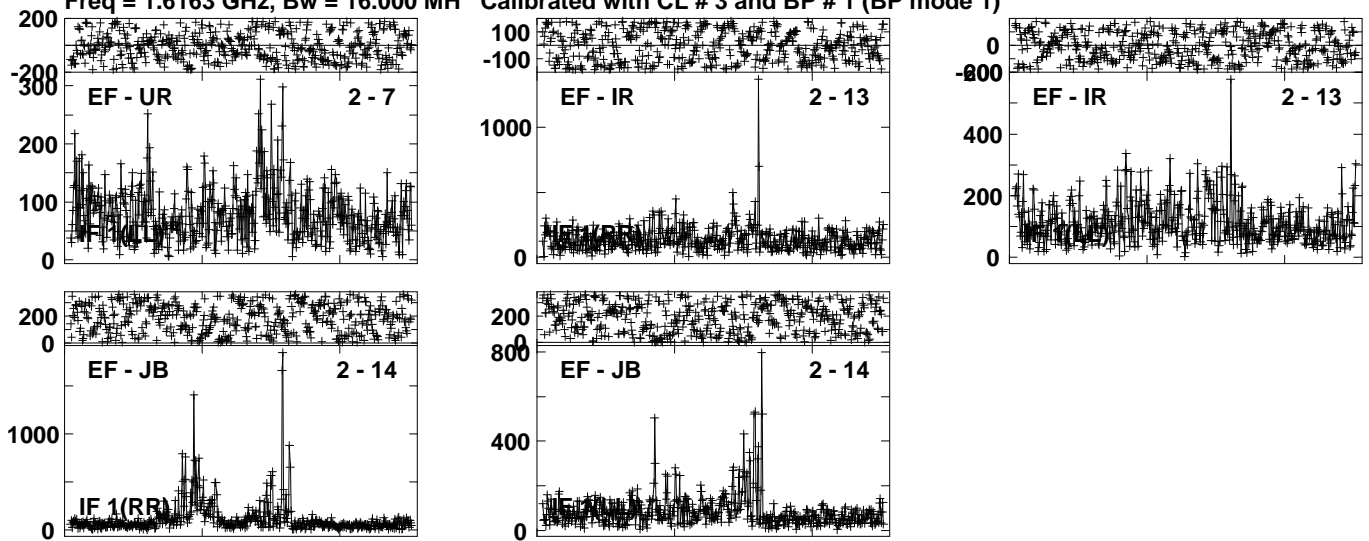


Lower frame: Ampl Jy Top frame: Phas deg
Vector averaged cross-power spectrum Several baselines displayed
Timerange: 00/00:56:01 to 00/00:59:29

Plot file version 24 created 01-FEB-2023 16:30:28

IR17526N EW022A 4.UVDATA.1

Freq = 1.6163 GHz, Bw = 16.000 MH Calibrated with CL # 3 and BP # 1 (BP mode 1)

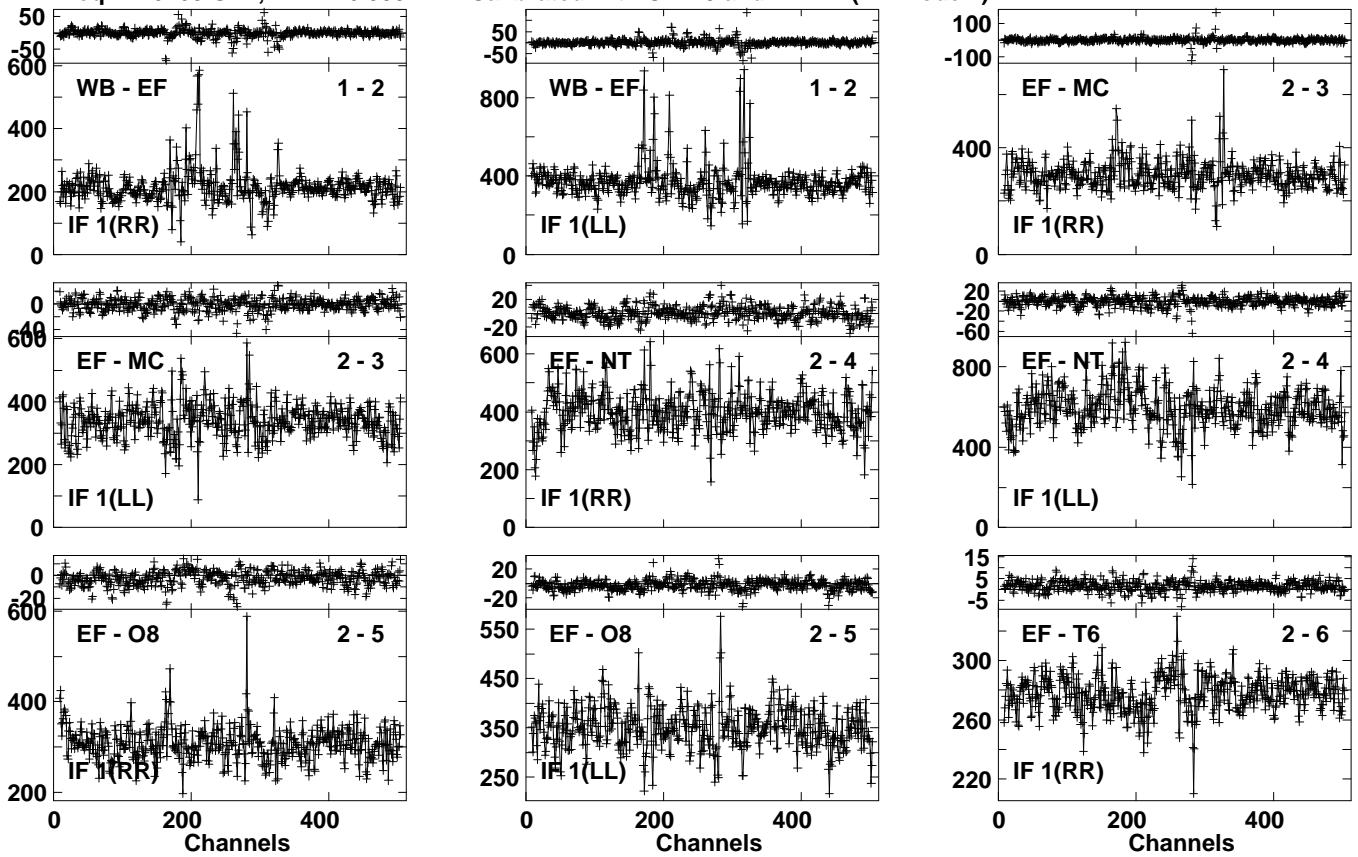


Lower frame: Milli Ampl Jy Top frame: Phas deg
Vector averaged cross-power spectrum Several baselines displayed
Timerange: 00/00:56:01 to 00/00:59:29

Plot file version 25 created 01-FEB-2023 16:30:28

J1748+3404 EW022A 4.UVDATA.1

Freq = 1.6163 GHz, Bw = 16.000 MH Calibrated with CL # 3 and BP # 1 (BP mode 1)

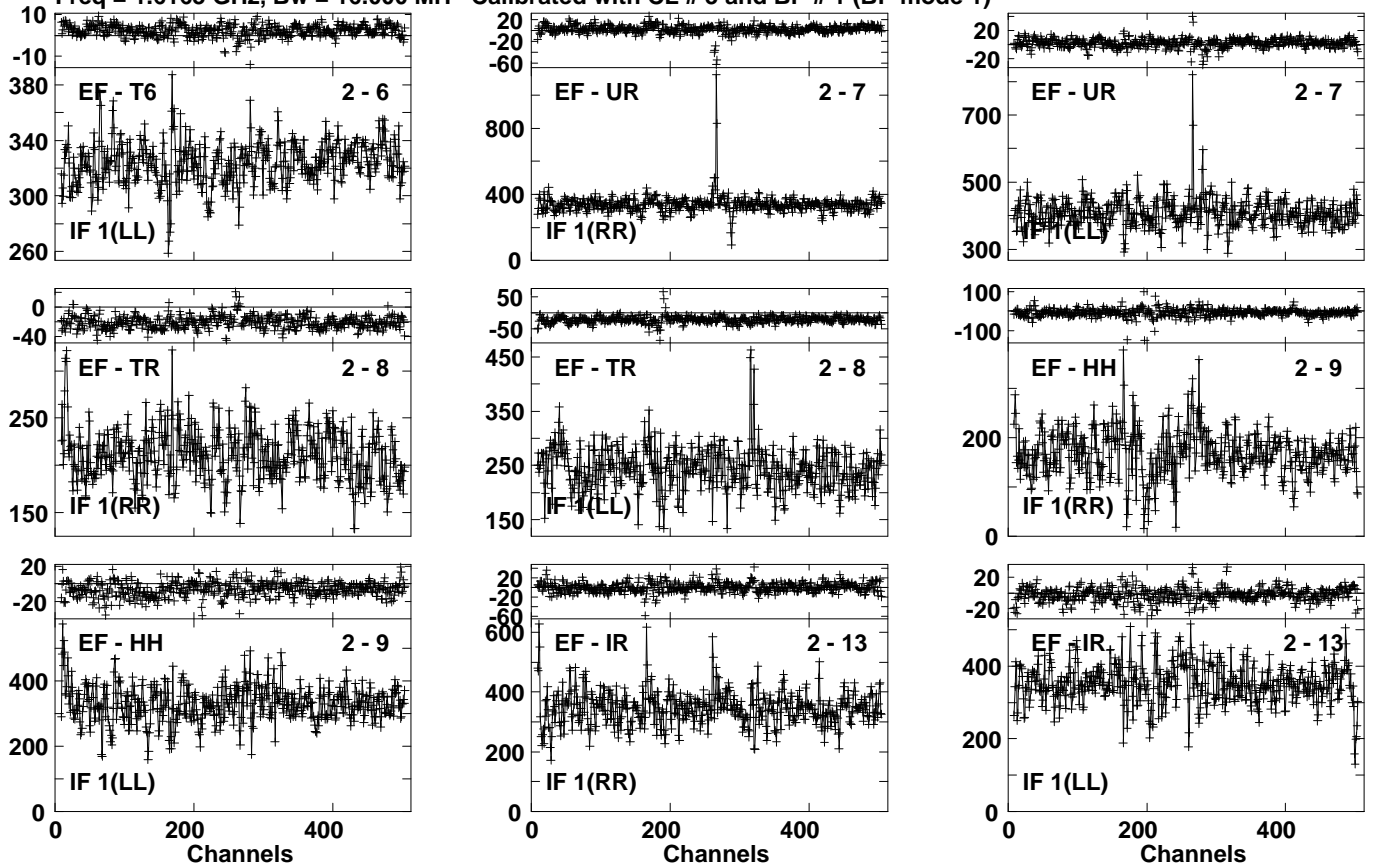


Lower frame: Milli Ampl Jy Top frame: Phas deg
Vector averaged cross-power spectrum Several baselines displayed
Timerange: 00/00:59:31 to 00/01:00:59

Plot file version 26 created 01-FEB-2023 16:30:28

J1748+3404 EW022A 4.UVDATA.1

Freq = 1.6163 GHz, Bw = 16.000 MH Calibrated with CL # 3 and BP # 1 (BP mode 1)

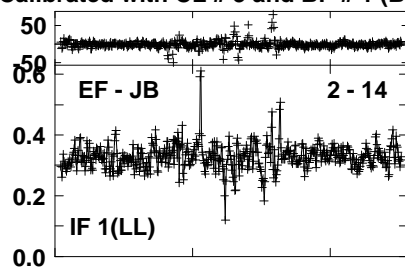
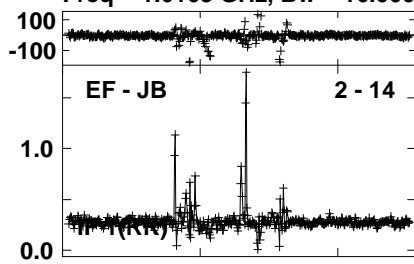


Lower frame: Milli Ampl Jy Top frame: Phas deg
Vector averaged cross-power spectrum Several baselines displayed
Timerange: 00/00:59:31 to 00/01:00:59

Plot file version 27 created 01-FEB-2023 16:30:28

J1748+3404 EW022A 4.UVDATA.1

Freq = 1.6163 GHz, Bw = 16.000 MH Calibrated with CL # 3 and BP # 1 (BP mode 1)



Lower frame: Ampl Jy Top frame: Phas deg

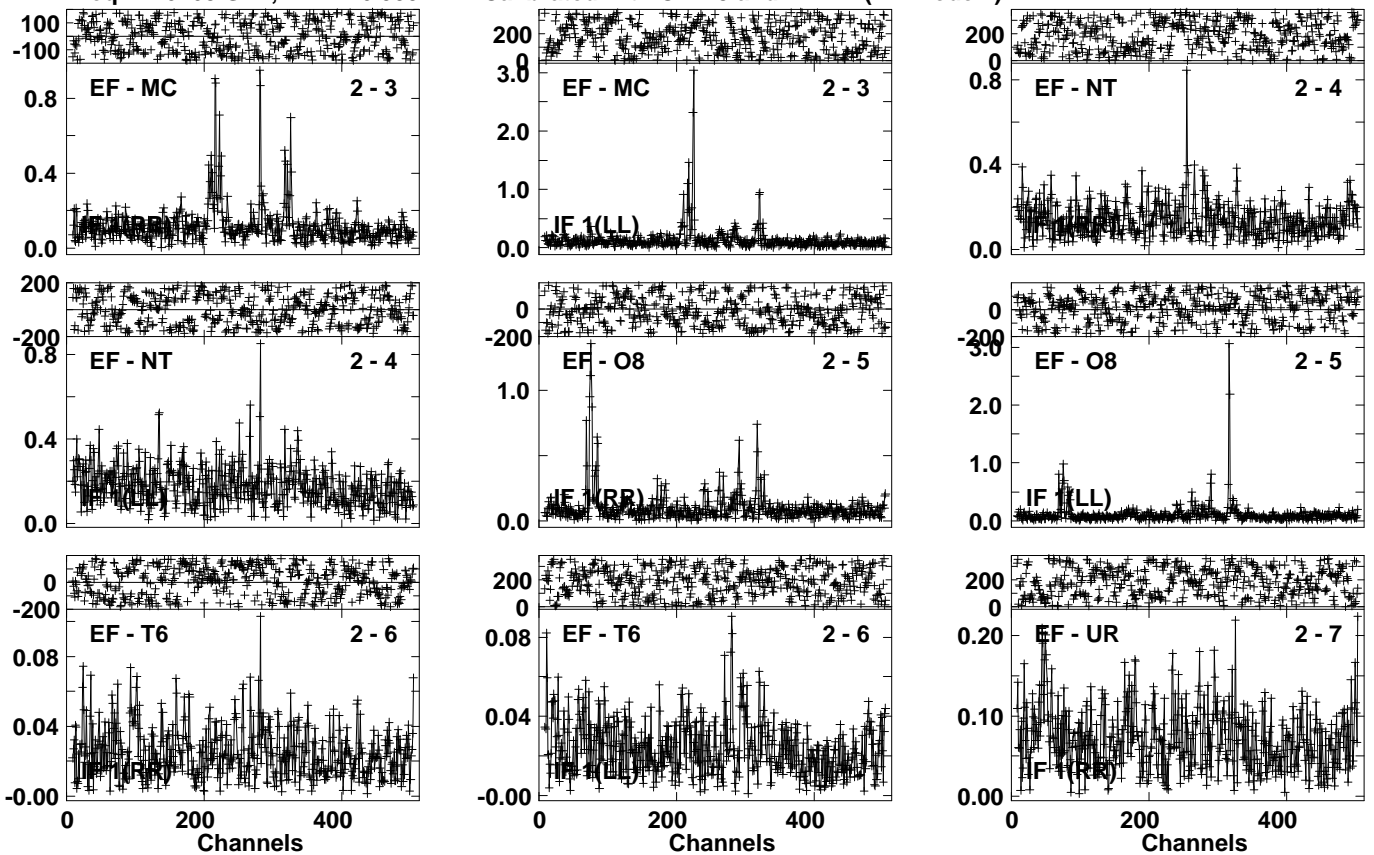
Vector averaged cross-power spectrum Several baselines displayed

Timerange: 00/00:59:31 to 00/01:00:59

Plot file version 28 created 01-FEB-2023 16:30:28

IR17526N EW022A 4.UVDATA.1

Freq = 1.6163 GHz, Bw = 16.000 MH Calibrated with CL # 3 and BP # 1 (BP mode 1)



Lower frame: Ampl Jy Top frame: Phas deg

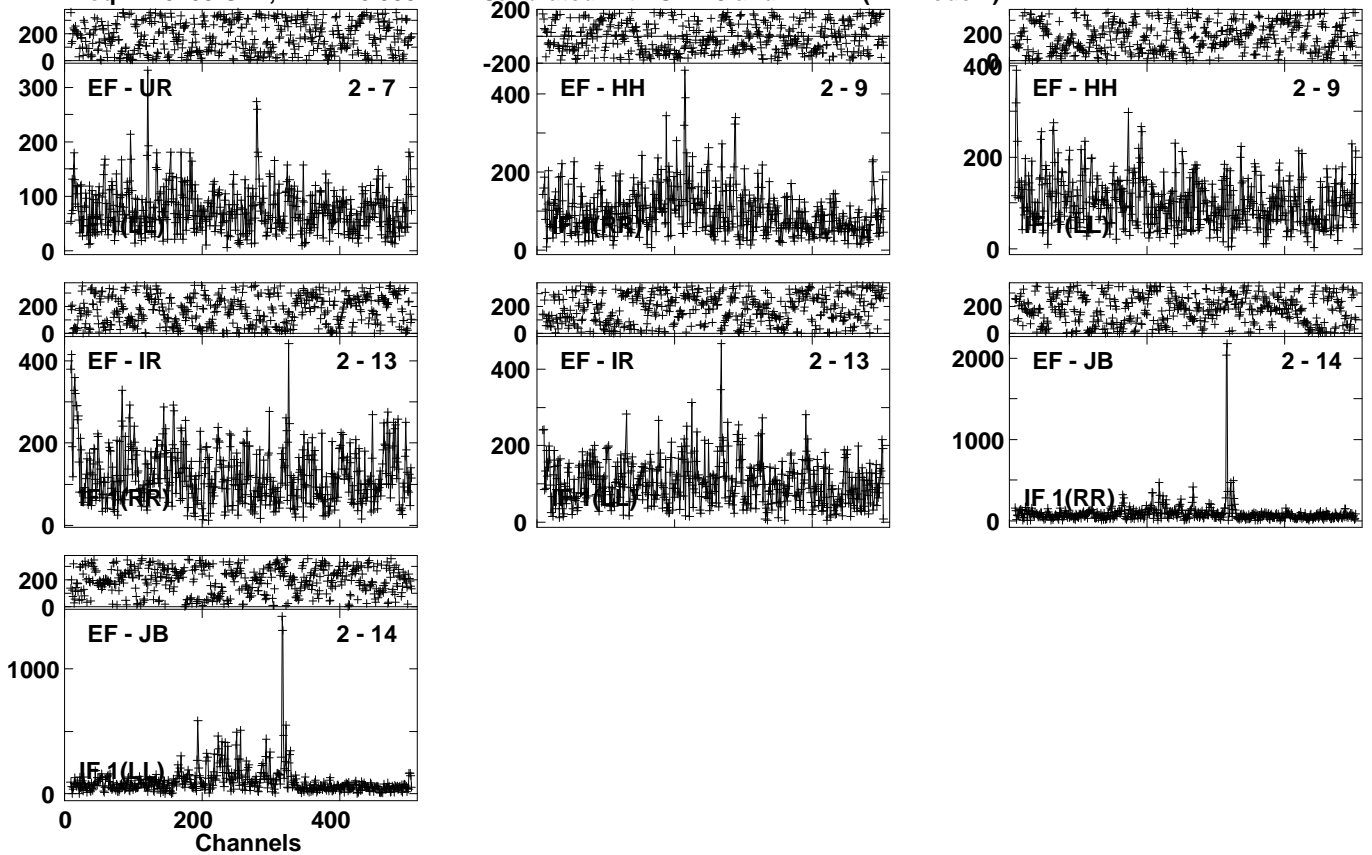
Vector averaged cross-power spectrum Several baselines displayed

Timerange: 00/01:01:01 to 00/01:04:29

Plot file version 29 created 01-FEB-2023 16:30:29

IR17526N EW022A 4.UVDATA.1

Freq = 1.6163 GHz, Bw = 16.000 MH Calibrated with CL # 3 and BP # 1 (BP mode 1)

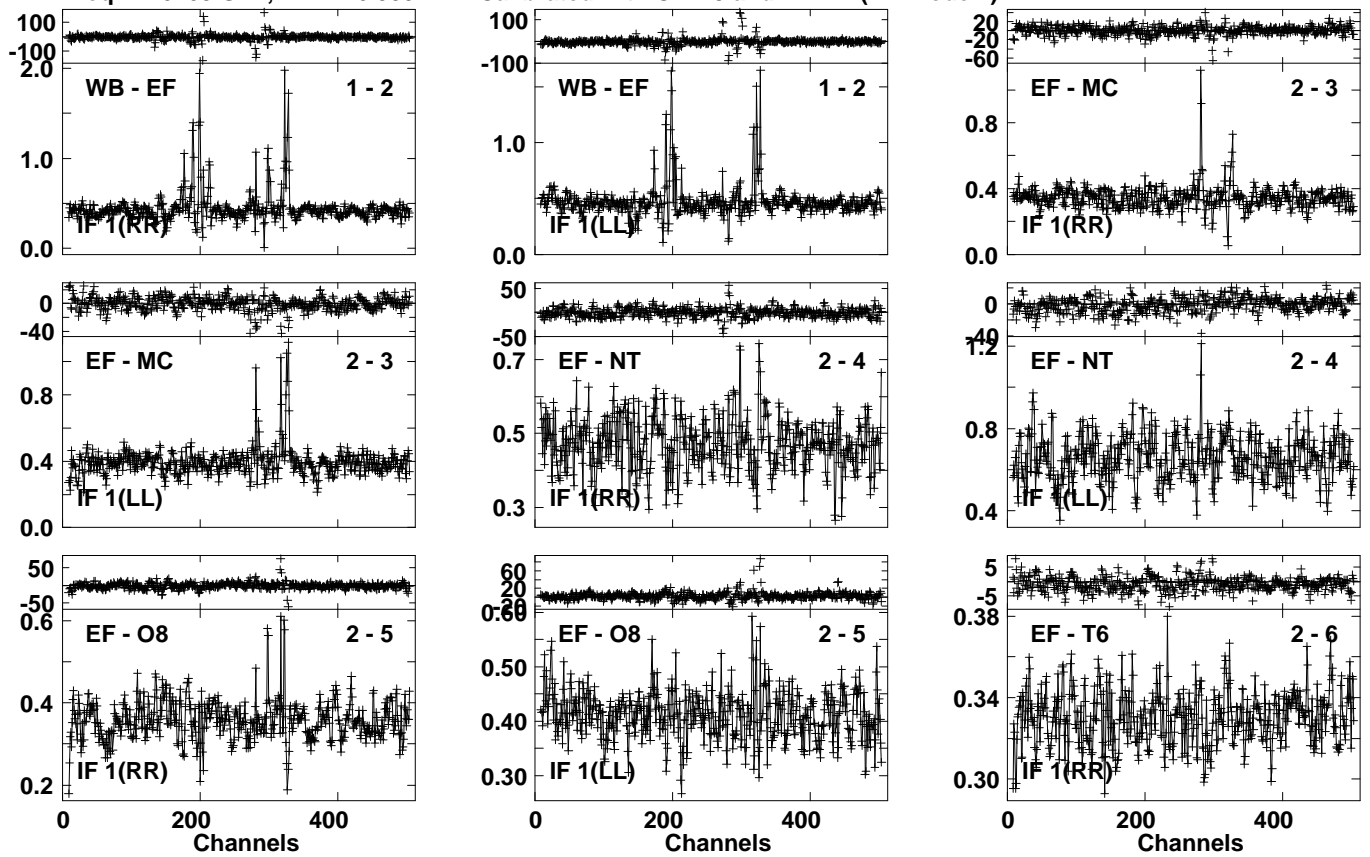


Lower frame: Milli Ampl Jy Top frame: Phas deg
Vector averaged cross-power spectrum Several baselines displayed
Timerange: 00/01:01:01 to 00/01:04:29

Plot file version 30 created 01-FEB-2023 16:30:29

J1748+3404 EW022A 4.UVDATA.1

Freq = 1.6163 GHz, Bw = 16.000 MH Calibrated with CL # 3 and BP # 1 (BP mode 1)

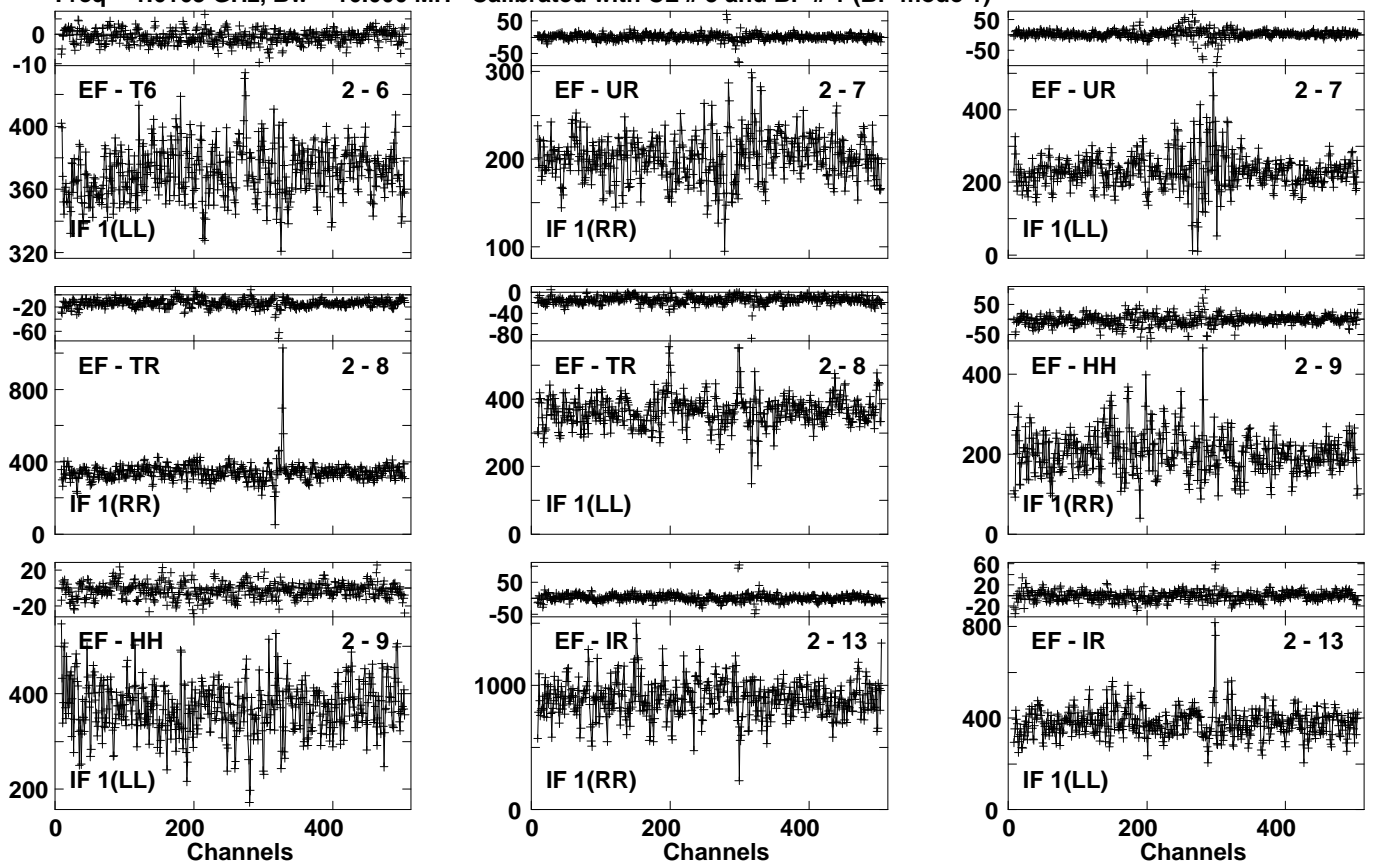


Lower frame: Ampl Jy Top frame: Phas deg
Vector averaged cross-power spectrum Several baselines displayed
Timerange: 00/01:05:01 to 00/01:05:59

Plot file version 31 created 01-FEB-2023 16:30:29

J1748+3404 EW022A 4.UVDATA.1

Freq = 1.6163 GHz, Bw = 16.000 MH Calibrated with CL # 3 and BP # 1 (BP mode 1)

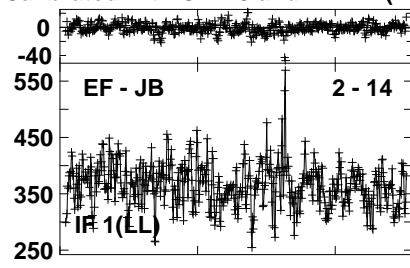
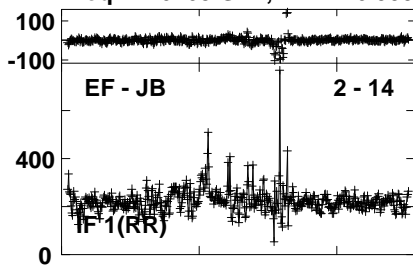


Lower frame: Milli Ampl Jy Top frame: Phas deg
Vector averaged cross-power spectrum Several baselines displayed
Timerange: 00/01:05:01 to 00/01:05:59

Plot file version 32 created 01-FEB-2023 16:30:29

J1748+3404 EW022A 4.UVDATA.1

Freq = 1.6163 GHz, Bw = 16.000 MH Calibrated with CL # 3 and BP # 1 (BP mode 1)

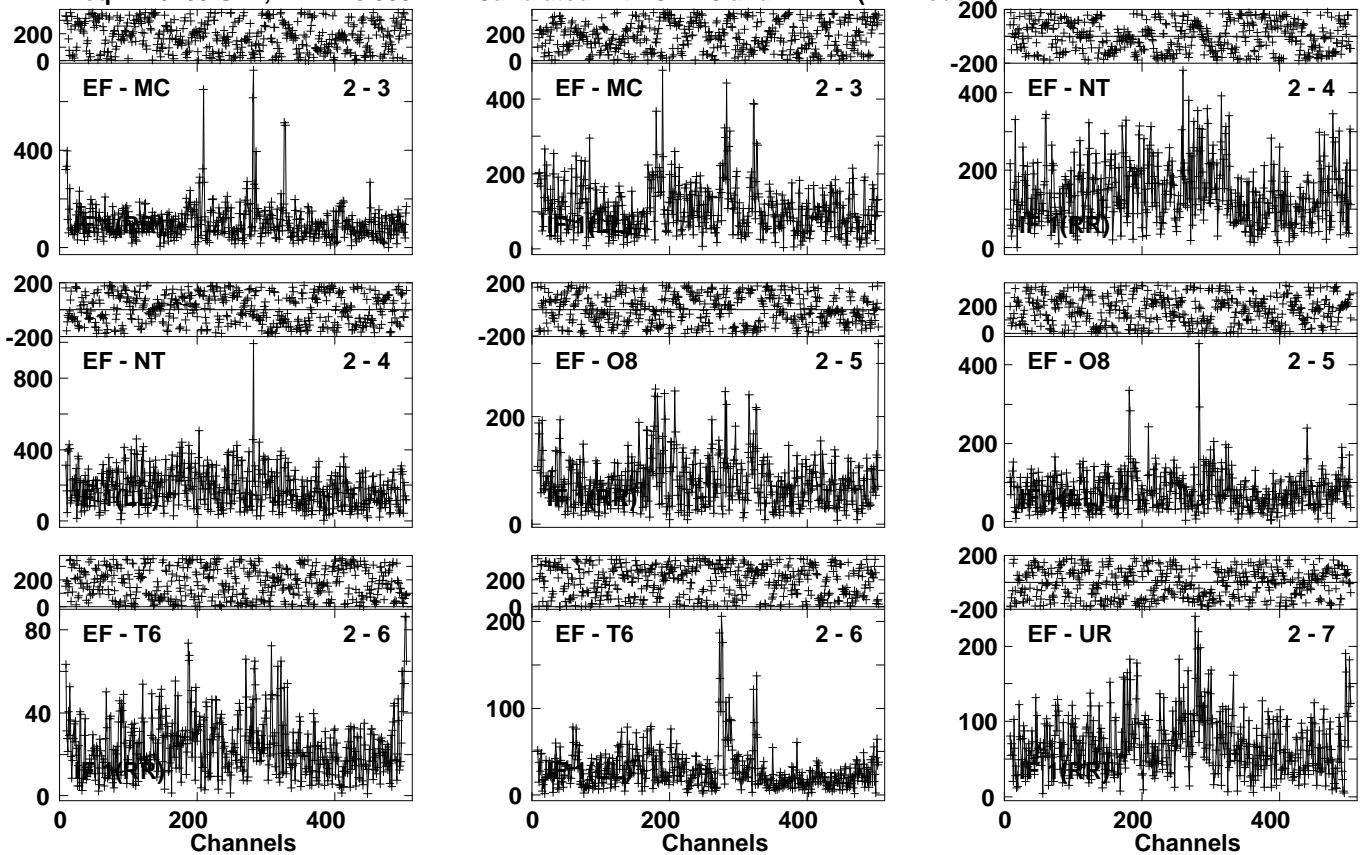


Lower frame: Milli Ampl Jy Top frame: Phas deg
Vector averaged cross-power spectrum Several baselines displayed
Timerange: 00/01:05:01 to 00/01:05:59

Plot file version 33 created 01-FEB-2023 16:30:29

IR17526N EW022A 4.UVDATA.1

Freq = 1.6163 GHz, Bw = 16.000 MH Calibrated with CL # 3 and BP # 1 (BP mode 1)

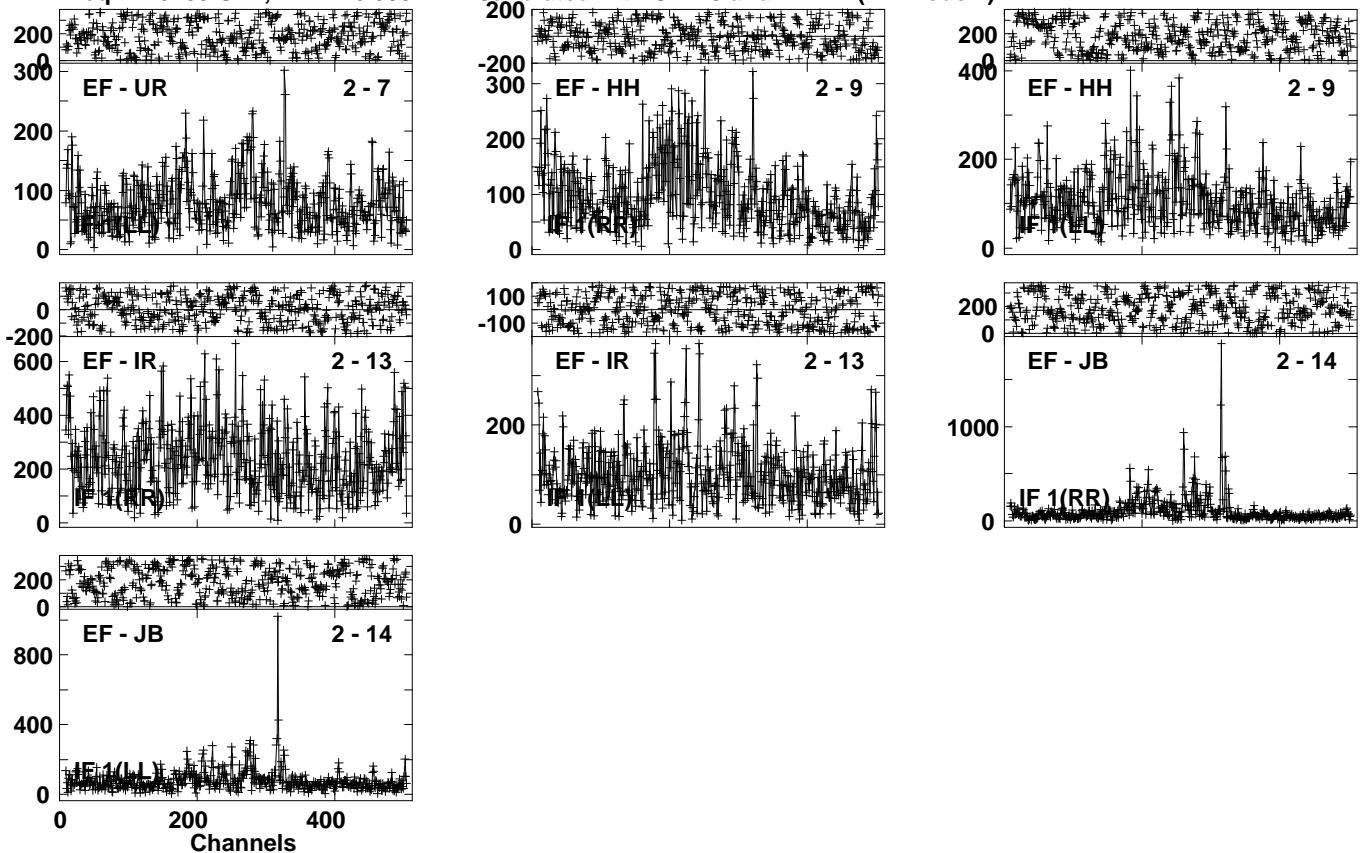


Lower frame: Milli Ampl Jy Top frame: Phas deg
Vector averaged cross-power spectrum Several baselines displayed
Timerange: 00/01:06:01 to 00/01:09:29

Plot file version 34 created 01-FEB-2023 16:30:30

IR17526N EW022A 4.UVDATA.1

Freq = 1.6163 GHz, Bw = 16.000 MH Calibrated with CL # 3 and BP # 1 (BP mode 1)



Lower frame: Milli Ampl Jy Top frame: Phas deg

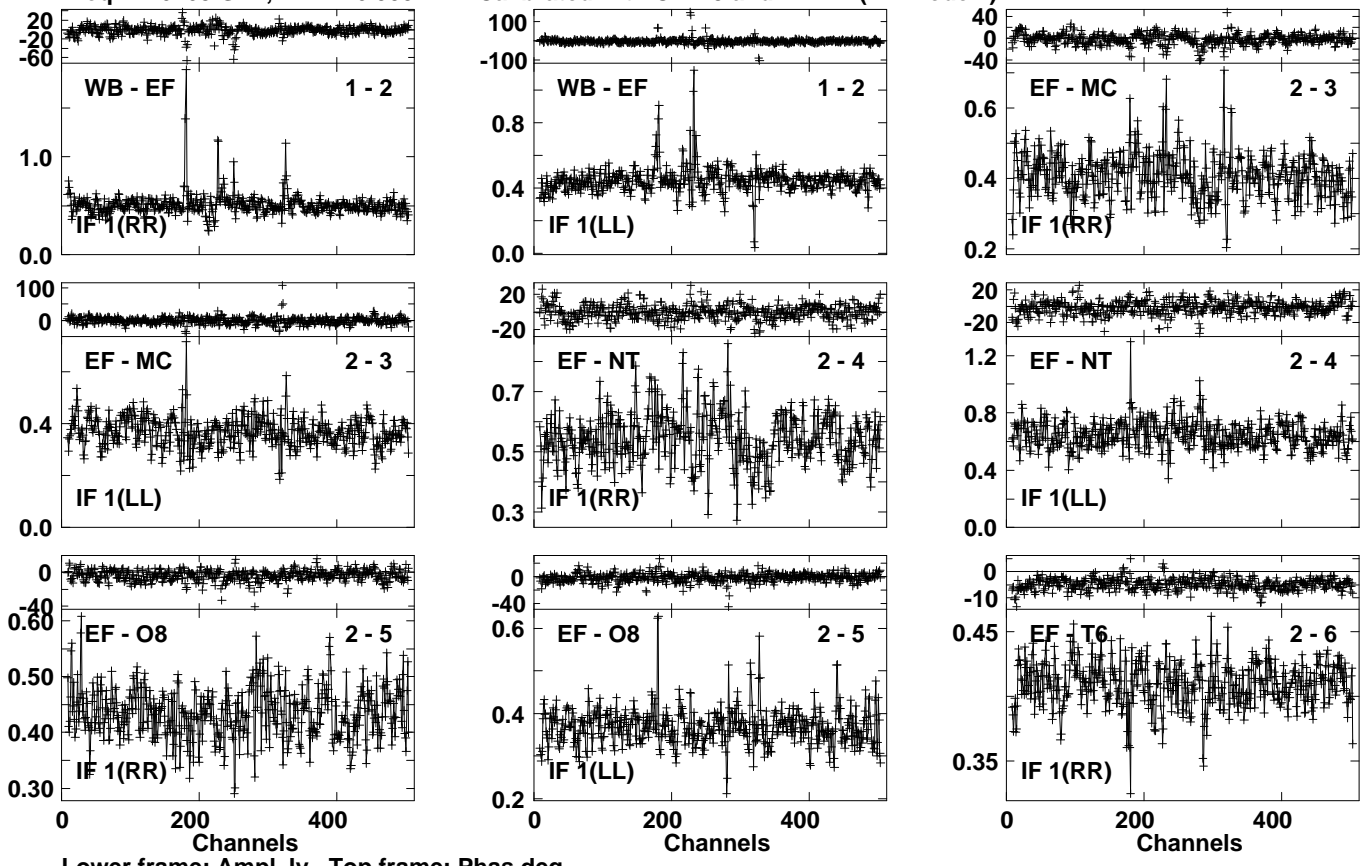
Vector averaged cross-power spectrum Several baselines displayed

Timerange: 00/01:06:01 to 00/01:09:29

Plot file version 35 created 01-FEB-2023 16:30:30

J1748+3404 EW022A 4.UVDATA.1

Freq = 1.6163 GHz, Bw = 16.000 MH Calibrated with CL # 3 and BP # 1 (BP mode 1)

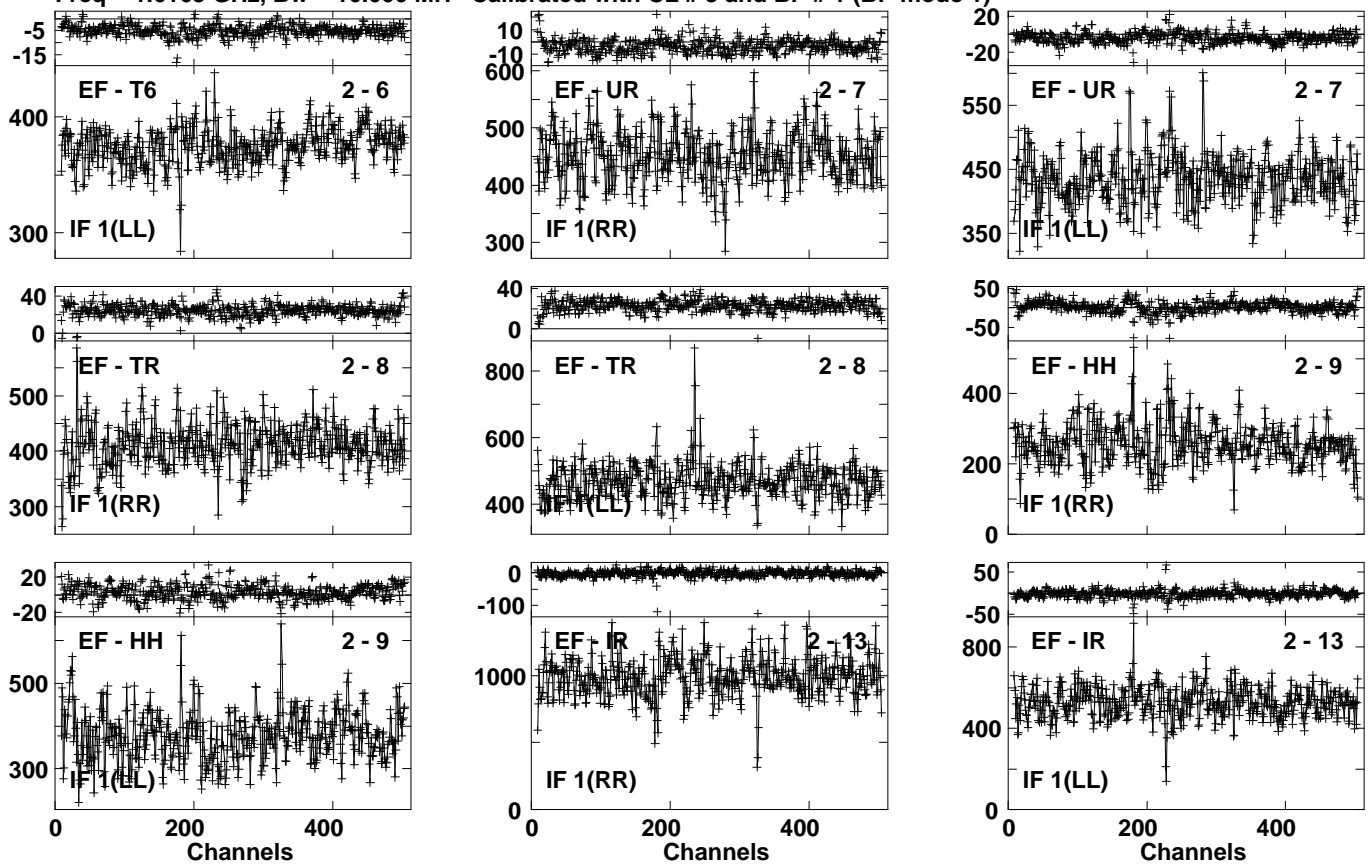


Lower frame: Ampl Jy Top frame: Phas deg
Vector averaged cross-power spectrum Several baselines displayed
Timerange: 00/01:09:31 to 00/01:10:59

Plot file version 36 created 01-FEB-2023 16:30:30

J1748+3404 EW022A 4.UVDATA.1

Freq = 1.6163 GHz, Bw = 16.000 MH Calibrated with CL # 3 and BP # 1 (BP mode 1)

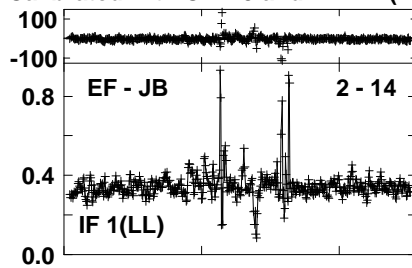
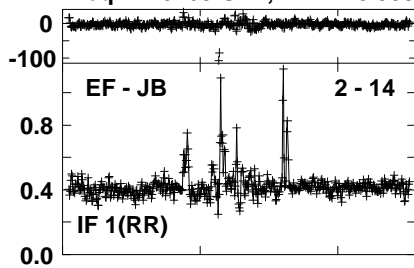


Lower frame: Milli Ampl Jy Top frame: Phas deg
Vector averaged cross-power spectrum Several baselines displayed
Timerange: 00/01:09:31 to 00/01:10:59

Plot file version 37 created 01-FEB-2023 16:30:30

J1748+3404 EW022A 4.UVDATA.1

Freq = 1.6163 GHz, Bw = 16.000 MH Calibrated with CL # 3 and BP # 1 (BP mode 1)

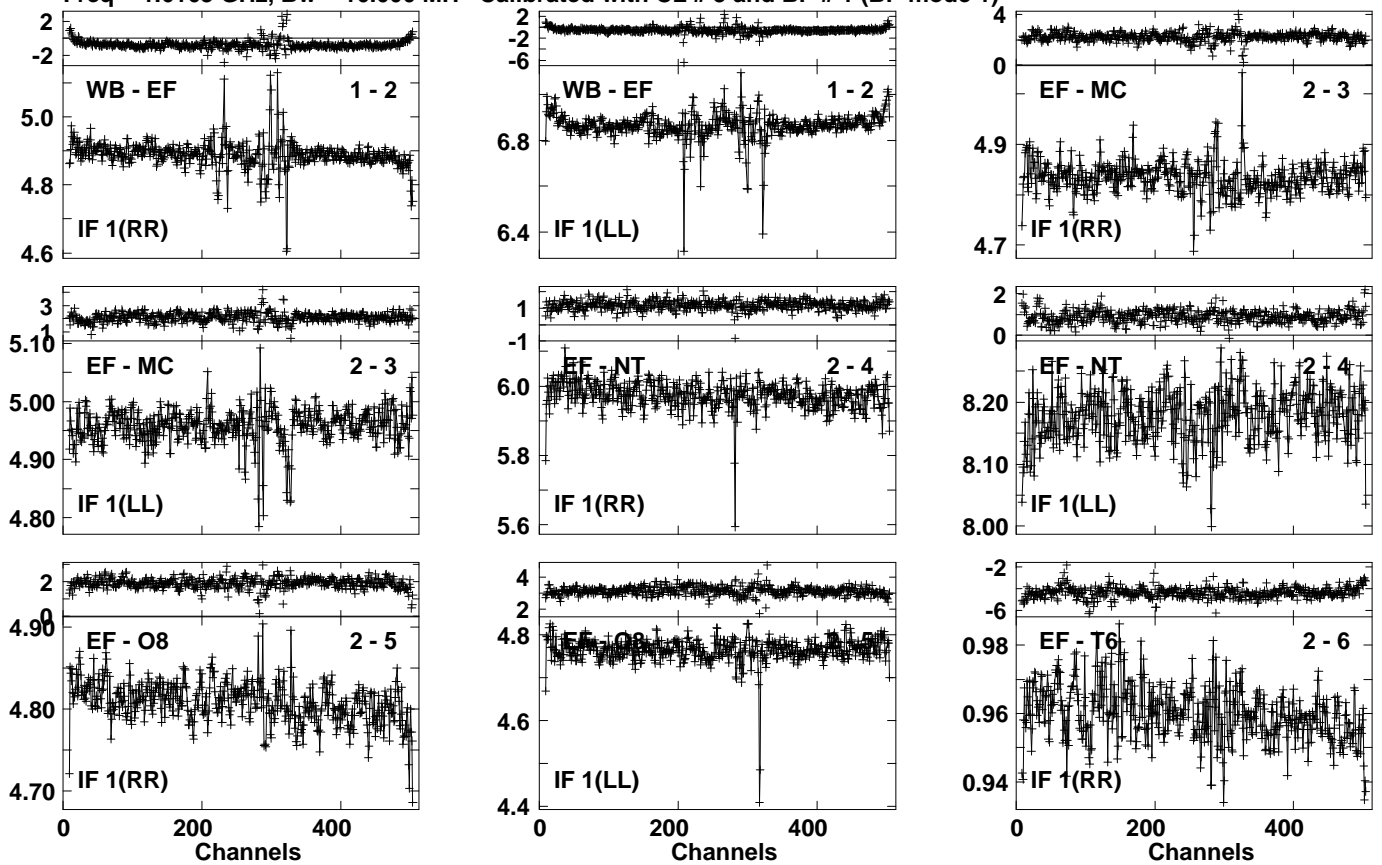


Lower frame: Ampl Jy Top frame: Phas deg
Vector averaged cross-power spectrum Several baselines displayed
Timerange: 00/01:09:31 to 00/01:10:59

Plot file version 38 created 01-FEB-2023 16:30:30

3C345 EW022A 4.UVDATA.1

Freq = 1.6163 GHz, Bw = 16.000 MH Calibrated with CL # 3 and BP # 1 (BP mode 1)

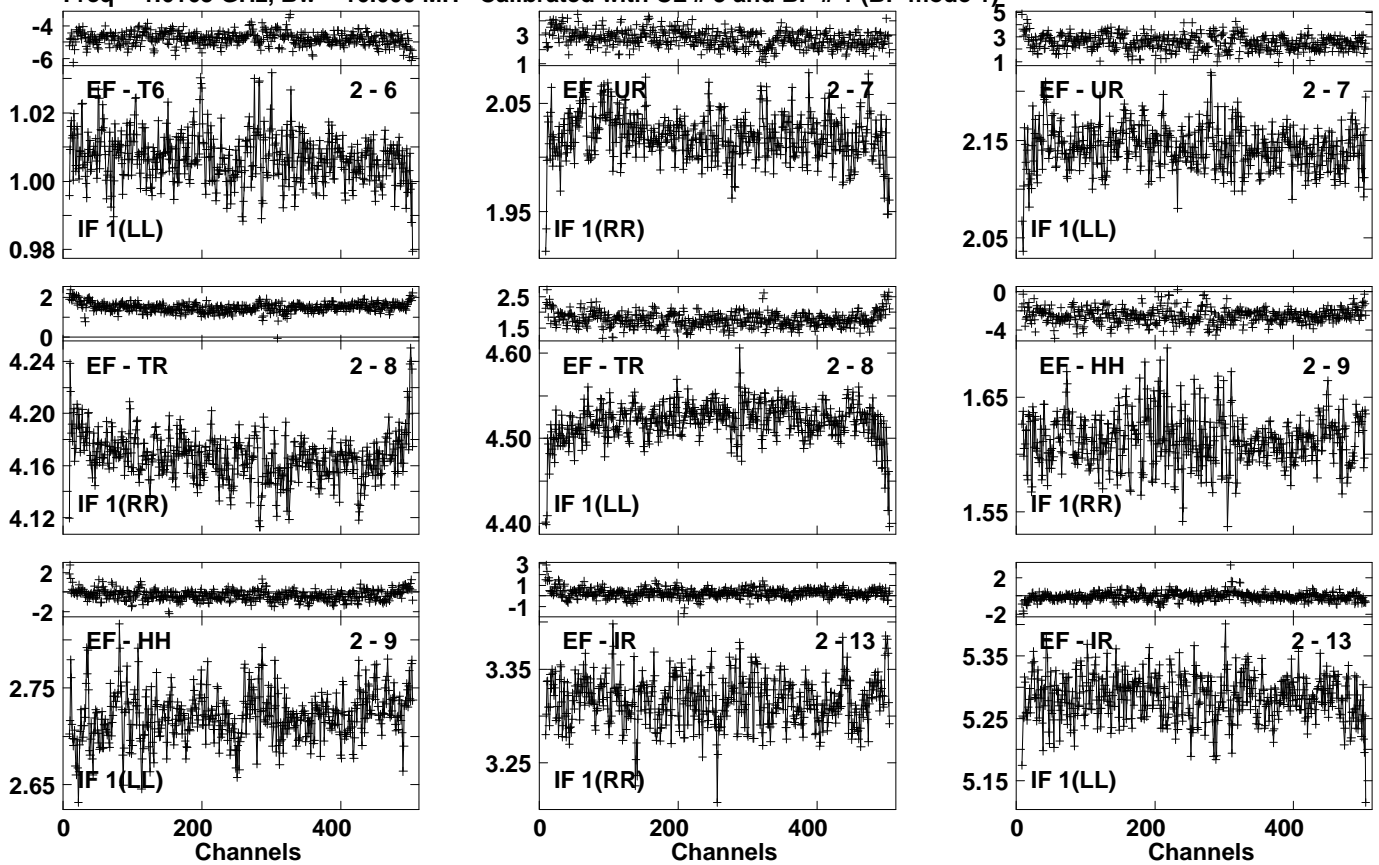


Lower frame: Ampl Jy Top frame: Phas deg
Vector averaged cross-power spectrum Several baselines displayed
Timerange: 00/01:12:36 to 00/01:15:34

Plot file version 39 created 01-FEB-2023 16:30:31

3C345 EW022A 4.UVDATA.1

Freq = 1.6163 GHz, Bw = 16.000 MH Calibrated with CL # 3 and BP # 1 (BP mode 1)

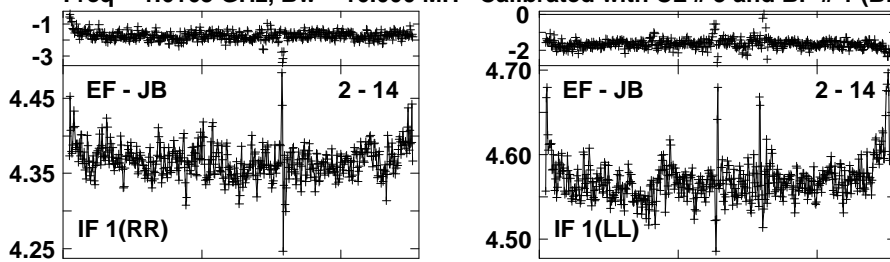


Lower frame: Ampl Jy Top frame: Phas deg
Vector averaged cross-power spectrum Several baselines displayed
Timerange: 00/01:12:36 to 00/01:15:34

Plot file version 40 created 01-FEB-2023 16:30:31

3C345 EW022A 4.UVDATA.1

Freq = 1.6163 GHz, Bw = 16.000 MH Calibrated with CL # 3 and BP # 1 (BP mode 1)

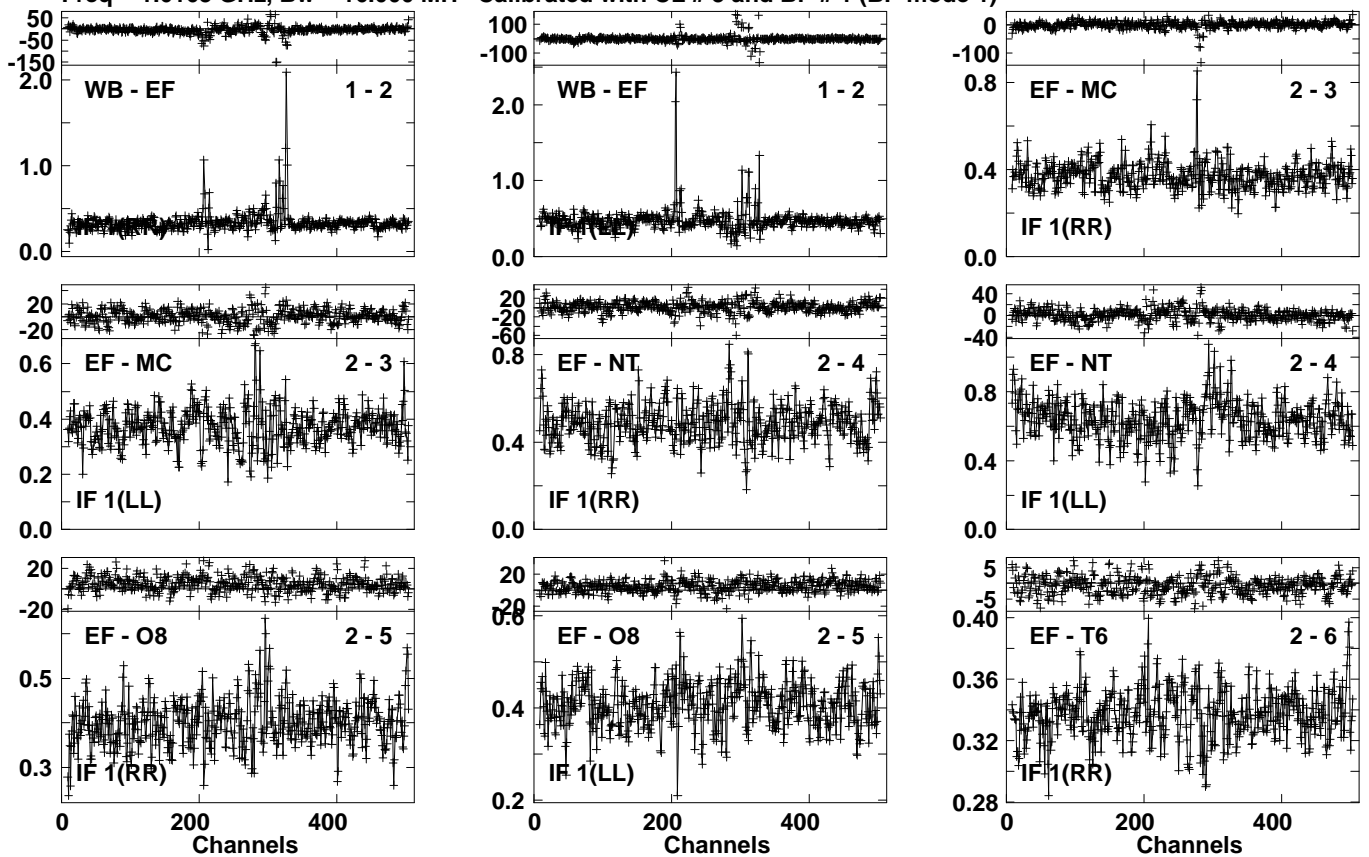


Lower frame: Ampl Jy Top frame: Phas deg
Vector averaged cross-power spectrum Several baselines displayed
Timerange: 00/01:12:36 to 00/01:15:34

Plot file version 41 created 01-FEB-2023 16:30:31

J1748+3404 EW022A 4.UVDATA.1

Freq = 1.6163 GHz, Bw = 16.000 MH Calibrated with CL # 3 and BP # 1 (BP mode 1)

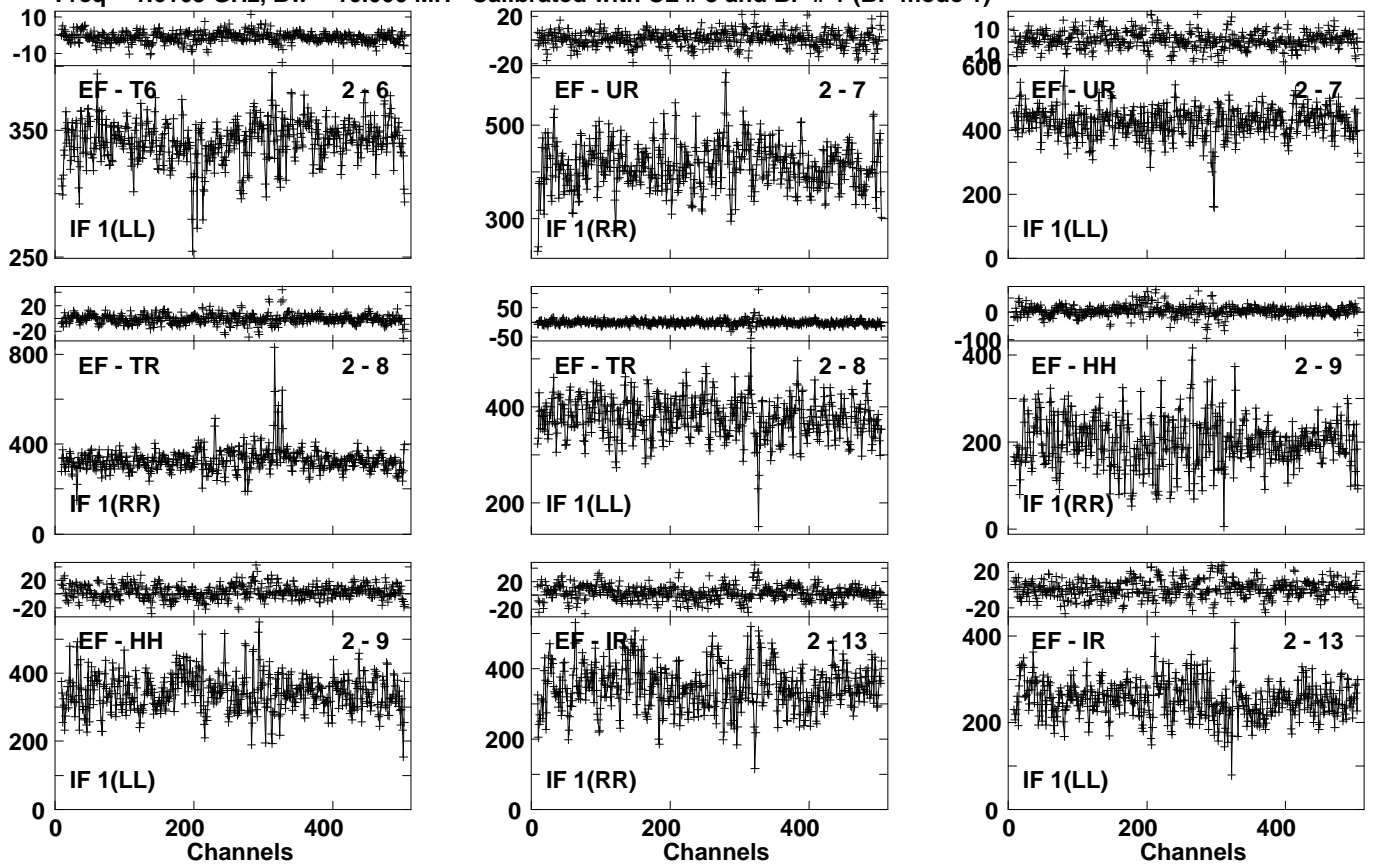


Lower frame: Ampl Jy Top frame: Phas deg
Vector averaged cross-power spectrum Several baselines displayed
Timerange: 00/01:17:01 to 00/01:17:59

Plot file version 42 created 01-FEB-2023 16:30:31

J1748+3404 EW022A 4.UVDATA.1

Freq = 1.6163 GHz, Bw = 16.000 MH Calibrated with CL # 3 and BP # 1 (BP mode 1)

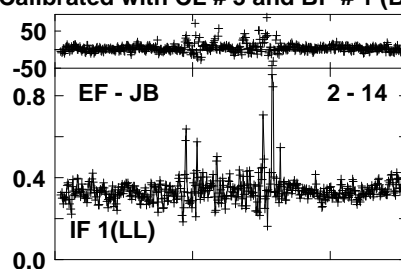
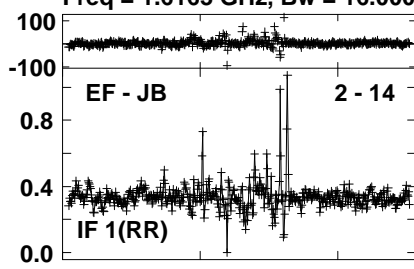


Lower frame: Milli Ampl Jy Top frame: Phas deg
Vector averaged cross-power spectrum Several baselines displayed
Timerange: 00/01:17:01 to 00/01:17:59

Plot file version 43 created 01-FEB-2023 16:30:31

J1748+3404 EW022A 4.UVDATA.1

Freq = 1.6163 GHz, Bw = 16.000 MH Calibrated with CL # 3 and BP # 1 (BP mode 1)

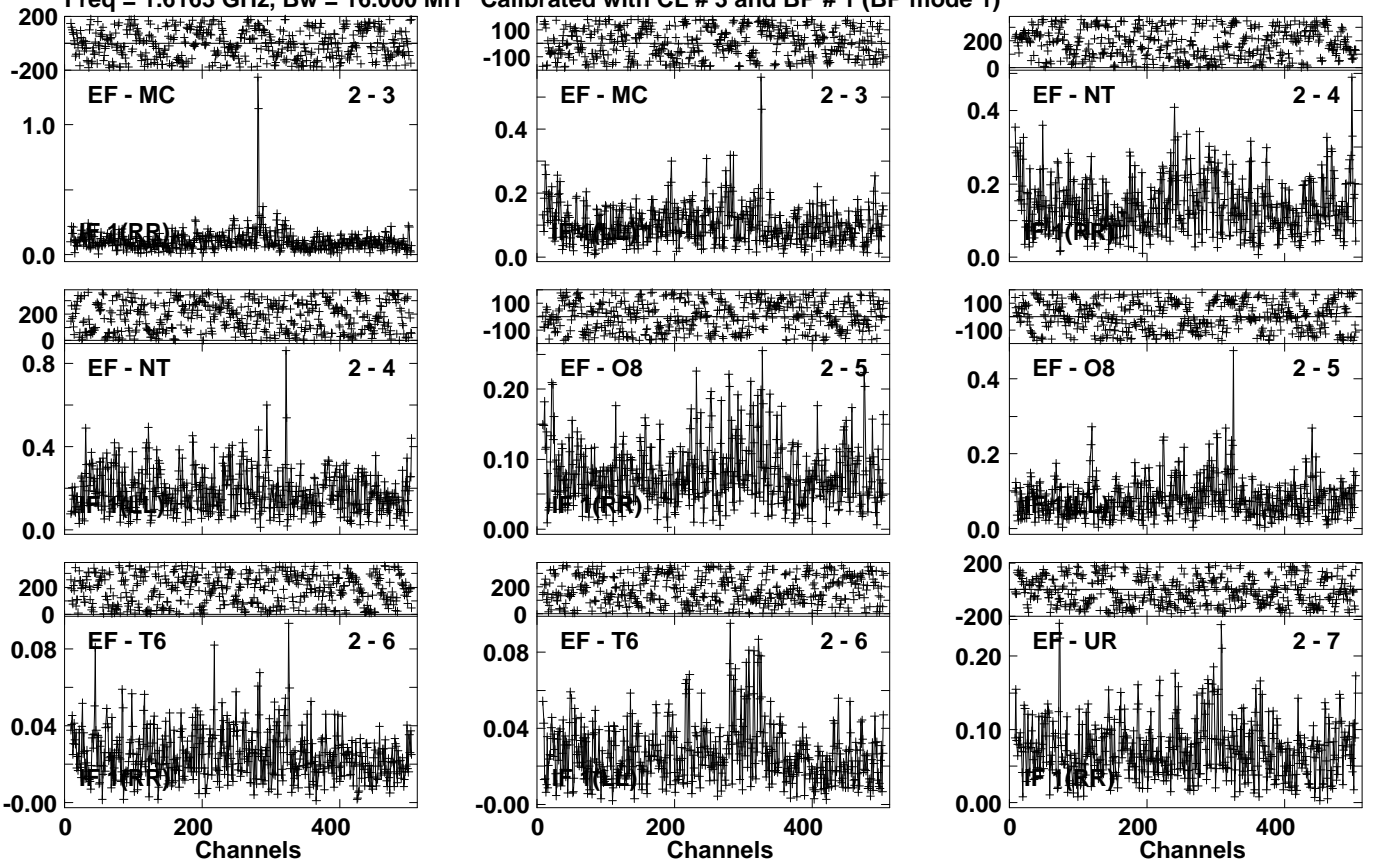


Lower frame: Ampl Jy Top frame: Phas deg
Vector averaged cross-power spectrum Several baselines displayed
Timerange: 00/01:17:01 to 00/01:17:59

Plot file version 44 created 01-FEB-2023 16:30:31

IR17526N EW022A 4.UVDATA.1

Freq = 1.6163 GHz, Bw = 16.000 MH Calibrated with CL # 3 and BP # 1 (BP mode 1)

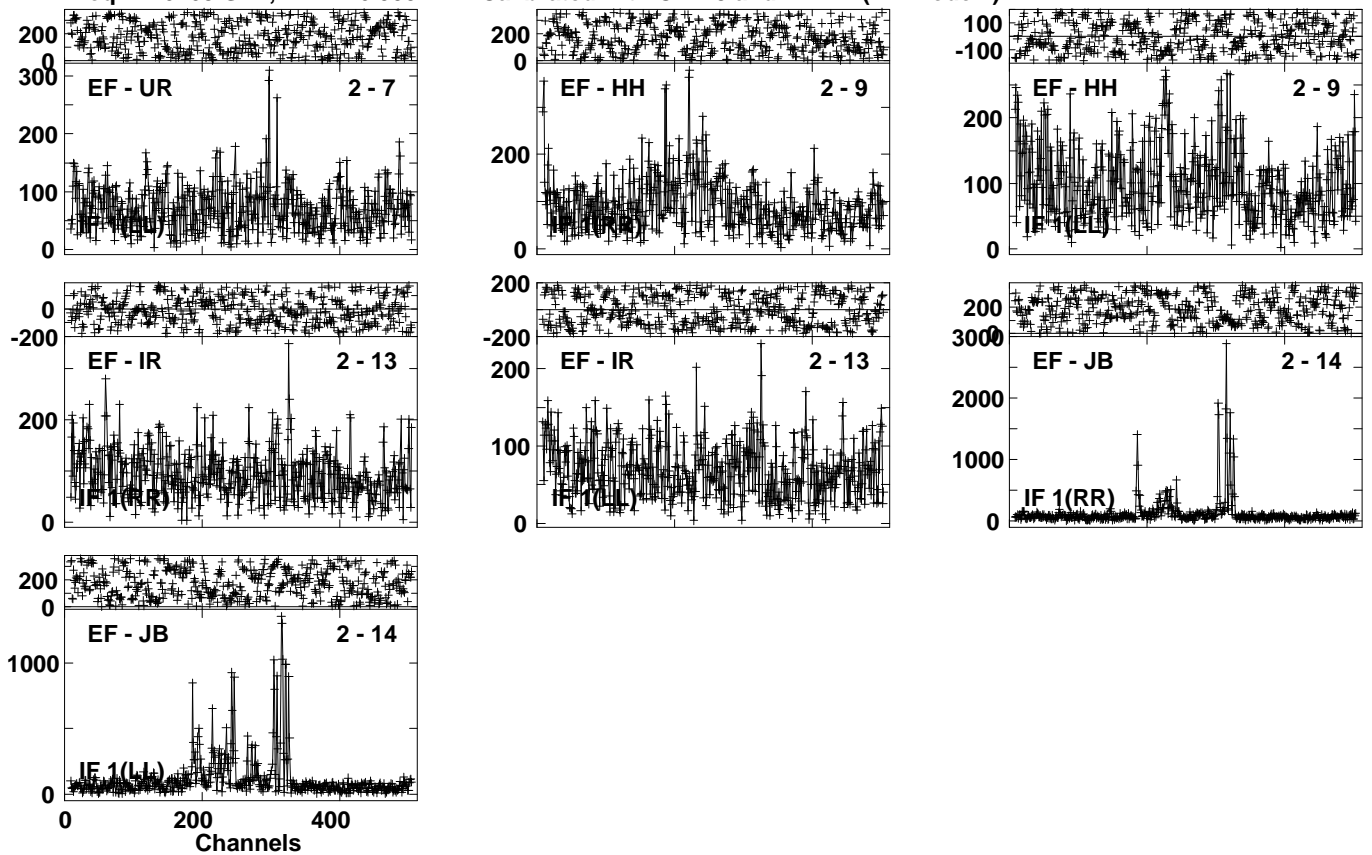


Lower frame: Ampl Jy Top frame: Phas deg
Vector averaged cross-power spectrum Several baselines displayed
Timerange: 00/01:18:01 to 00/01:21:29

Plot file version 45 created 01-FEB-2023 16:30:32

IR17526N EW022A 4.UVDATA.1

Freq = 1.6163 GHz, Bw = 16.000 MH Calibrated with CL # 3 and BP # 1 (BP mode 1)



Lower frame: Milli Ampl Jy Top frame: Phas deg

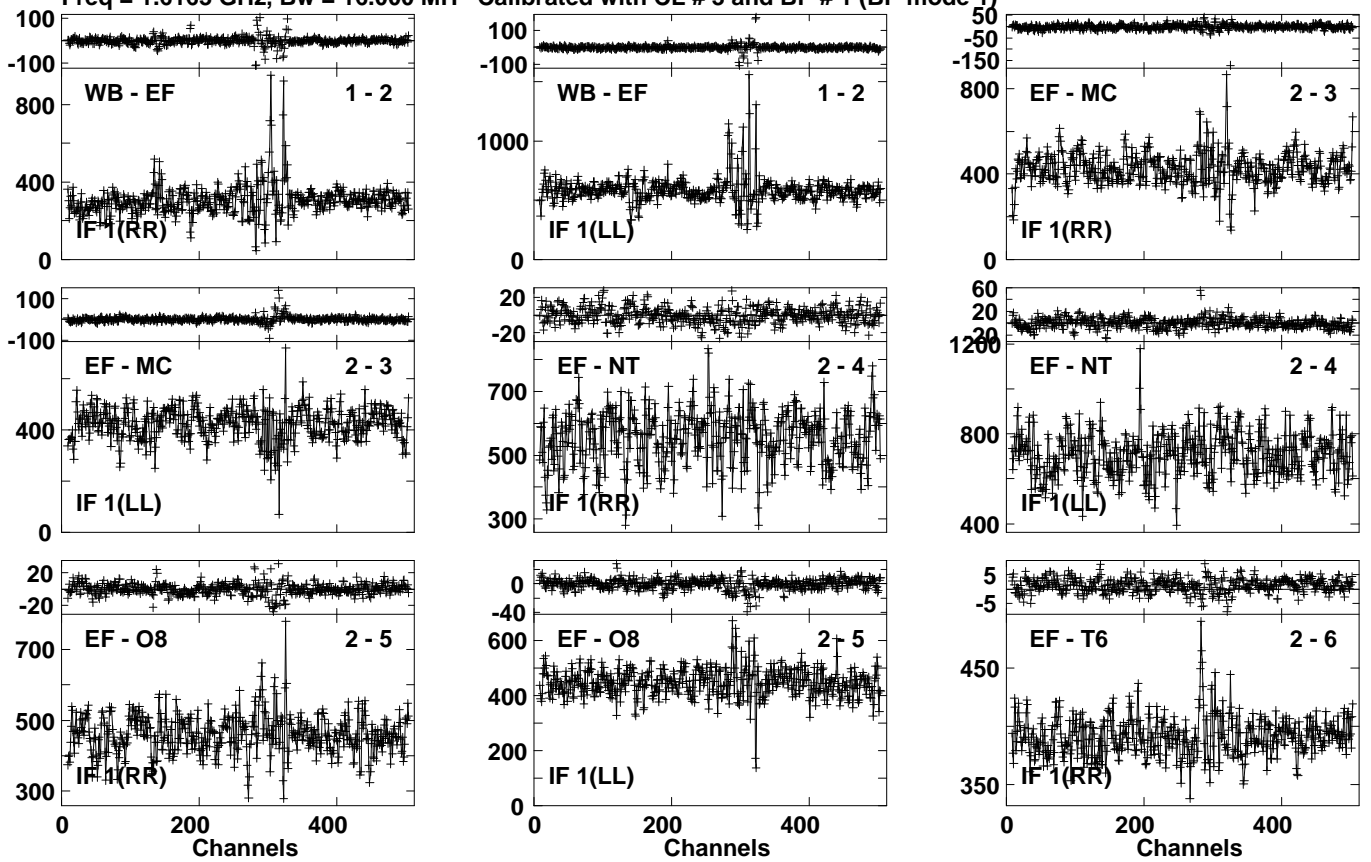
Vector averaged cross-power spectrum Several baselines displayed

Timerange: 00/01:18:01 to 00/01:21:29

Plot file version 46 created 01-FEB-2023 16:30:32

J1748+3404 EW022A 4.UVDATA.1

Freq = 1.6163 GHz, Bw = 16.000 MH Calibrated with CL # 3 and BP # 1 (BP mode 1)

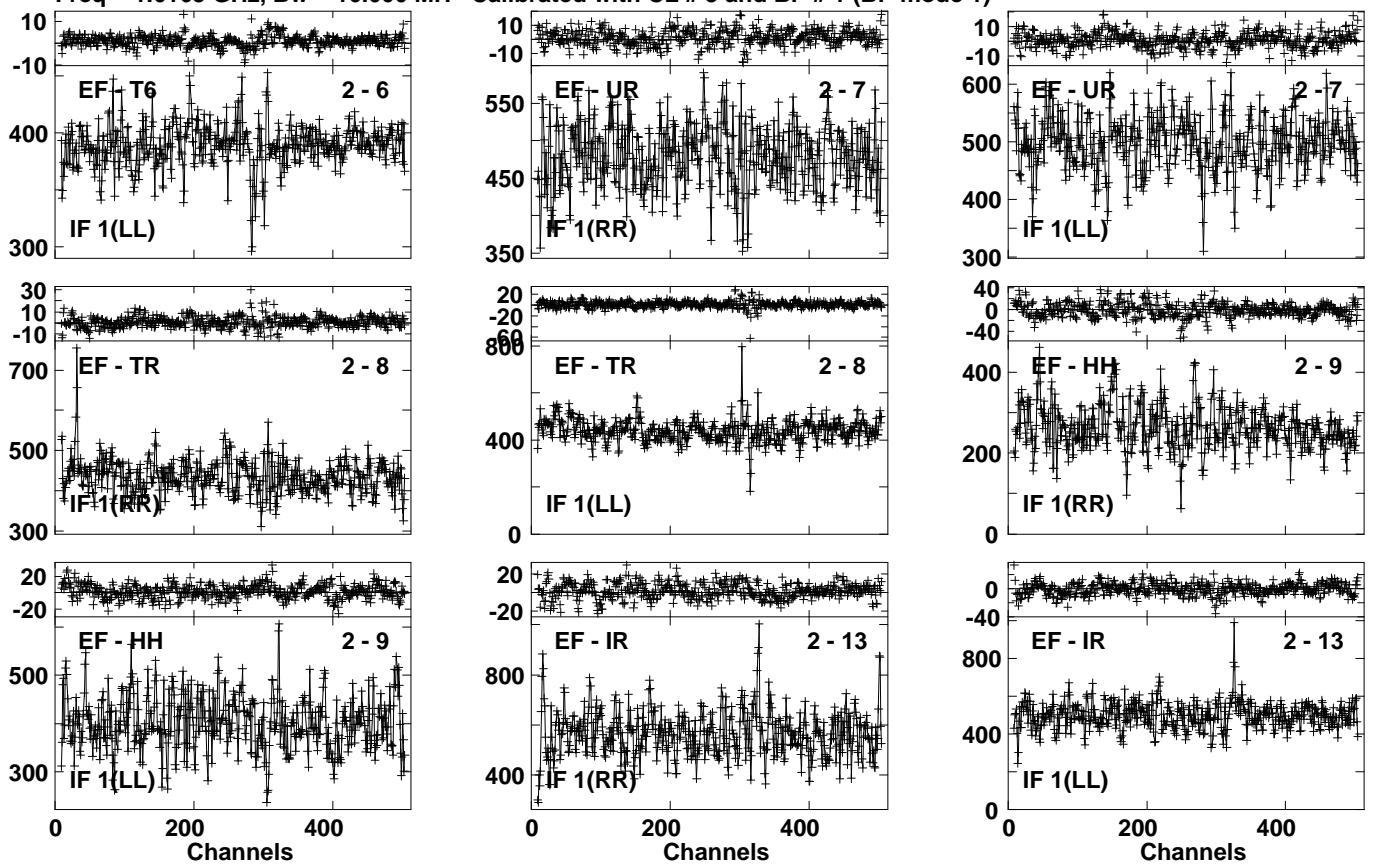


Lower frame: Milli Ampl Jy Top frame: Phas deg
Vector averaged cross-power spectrum Several baselines displayed
Timerange: 00/01:22:01 to 00/01:22:59

Plot file version 47 created 01-FEB-2023 16:30:32

J1748+3404 EW022A 4.UVDATA.1

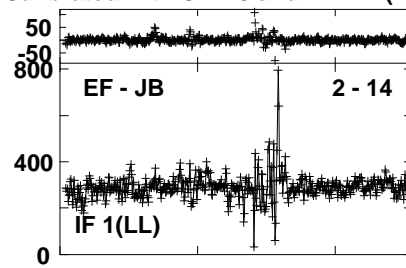
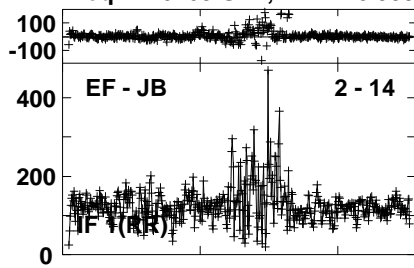
Freq = 1.6163 GHz, Bw = 16.000 MH Calibrated with CL # 3 and BP # 1 (BP mode 1)



Plot file version 48 created 01-FEB-2023 16:30:32

J1748+3404 EW022A 4.UVDATA.1

Freq = 1.6163 GHz, Bw = 16.000 MH Calibrated with CL # 3 and BP # 1 (BP mode 1)

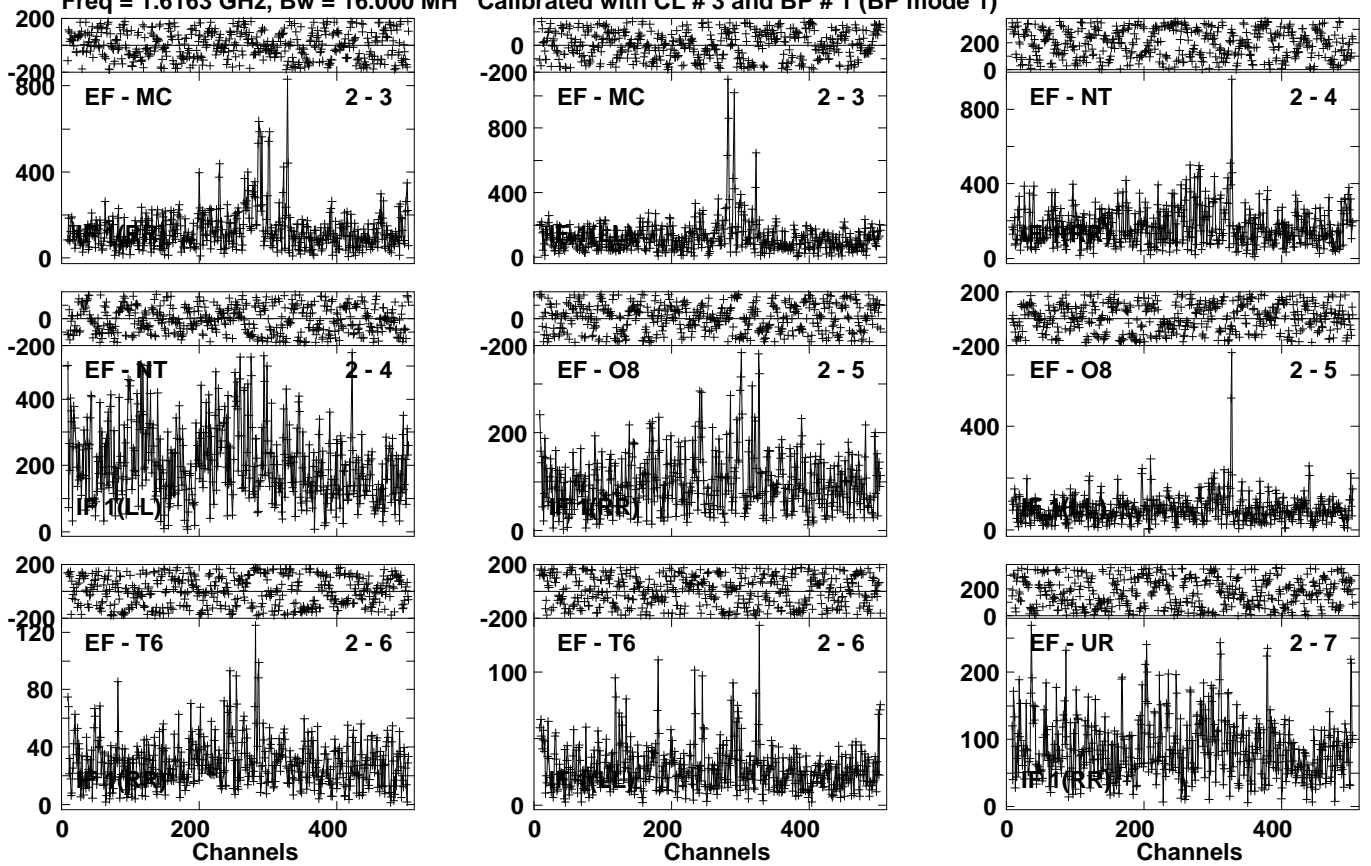


Lower frame: Milli Ampl Jy Top frame: Phas deg
Vector averaged cross-power spectrum Several baselines displayed
Timerange: 00/01:22:01 to 00/01:22:59

Plot file version 49 created 01-FEB-2023 16:30:32

IR17526N EW022A 4.UVDATA.1

Freq = 1.6163 GHz, Bw = 16.000 MH Calibrated with CL # 3 and BP # 1 (BP mode 1)

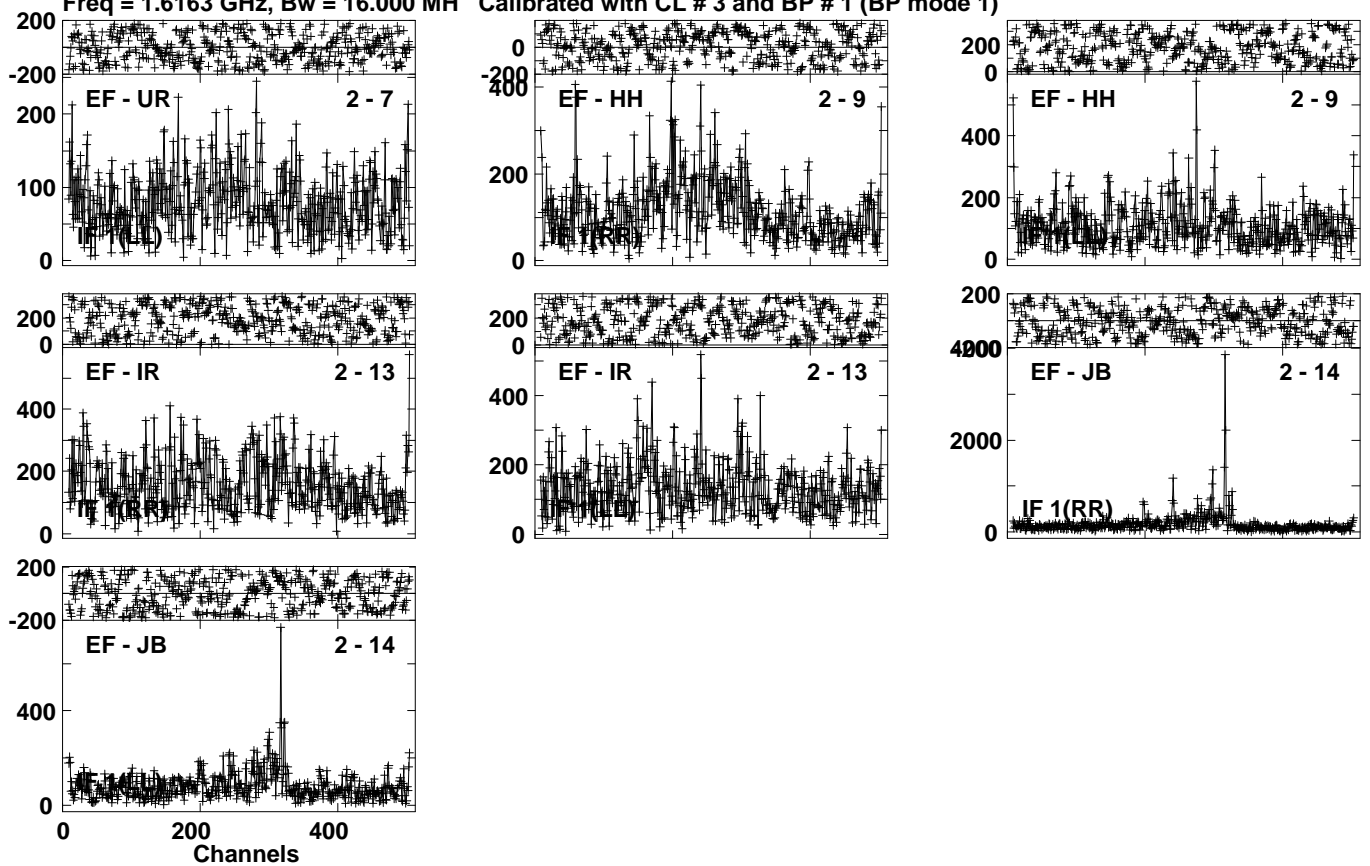


Lower frame: Milli Ampl Jy Top frame: Phas deg
Vector averaged cross-power spectrum Several baselines displayed
Timerange: 00/01:23:01 to 00/01:26:29

Plot file version 50 created 01-FEB-2023 16:30:33

IR17526N EW022A 4.UVDATA.1

Freq = 1.6163 GHz, Bw = 16.000 MH Calibrated with CL # 3 and BP # 1 (BP mode 1)



Lower frame: Milli Ampl Jy Top frame: Phas deg

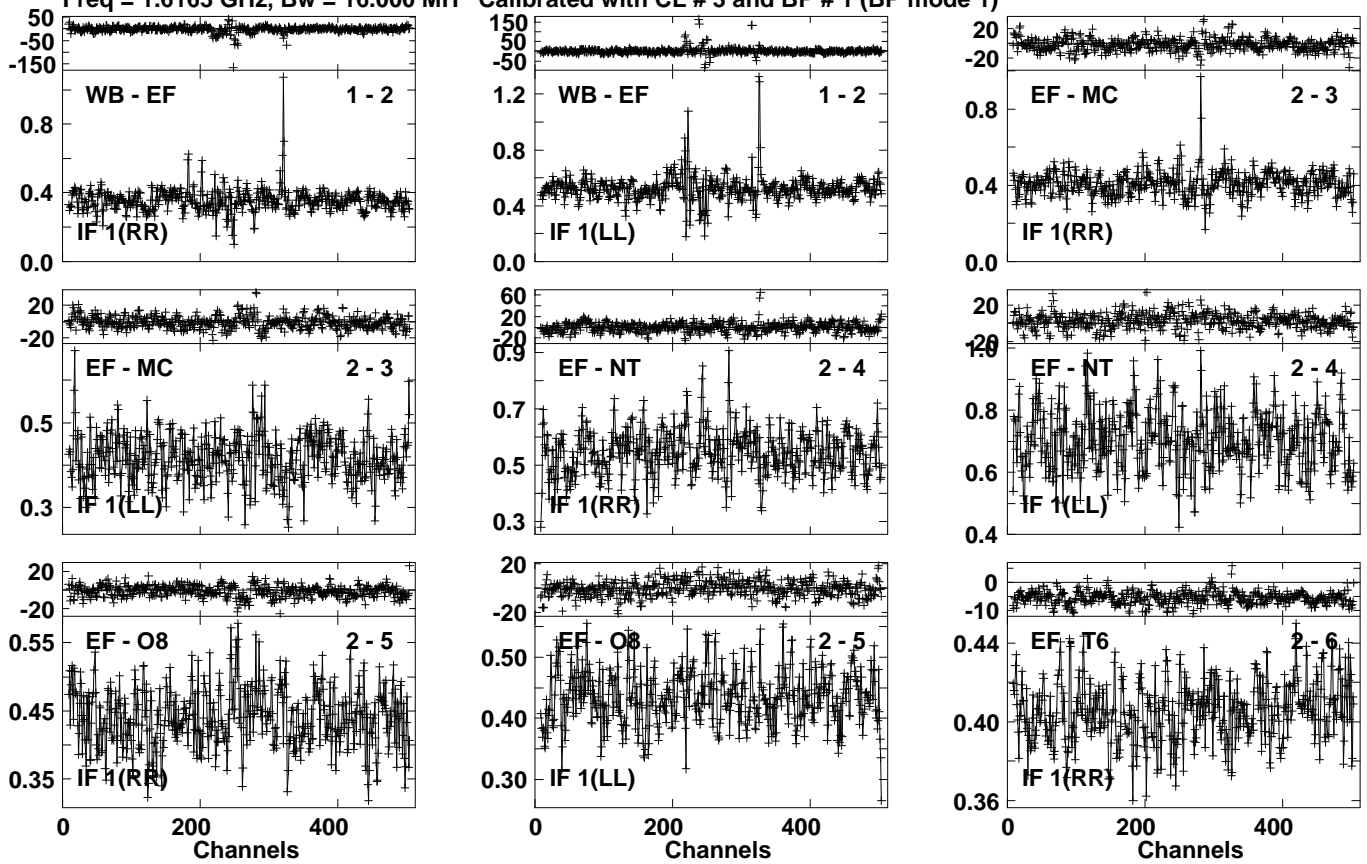
Vector averaged cross-power spectrum Several baselines displayed

Timerange: 00/01:23:01 to 00/01:26:29

Plot file version 51 created 01-FEB-2023 16:30:33

J1748+3404 EW022A 4.UVDATA.1

Freq = 1.6163 GHz, Bw = 16.000 MH Calibrated with CL # 3 and BP # 1 (BP mode 1)

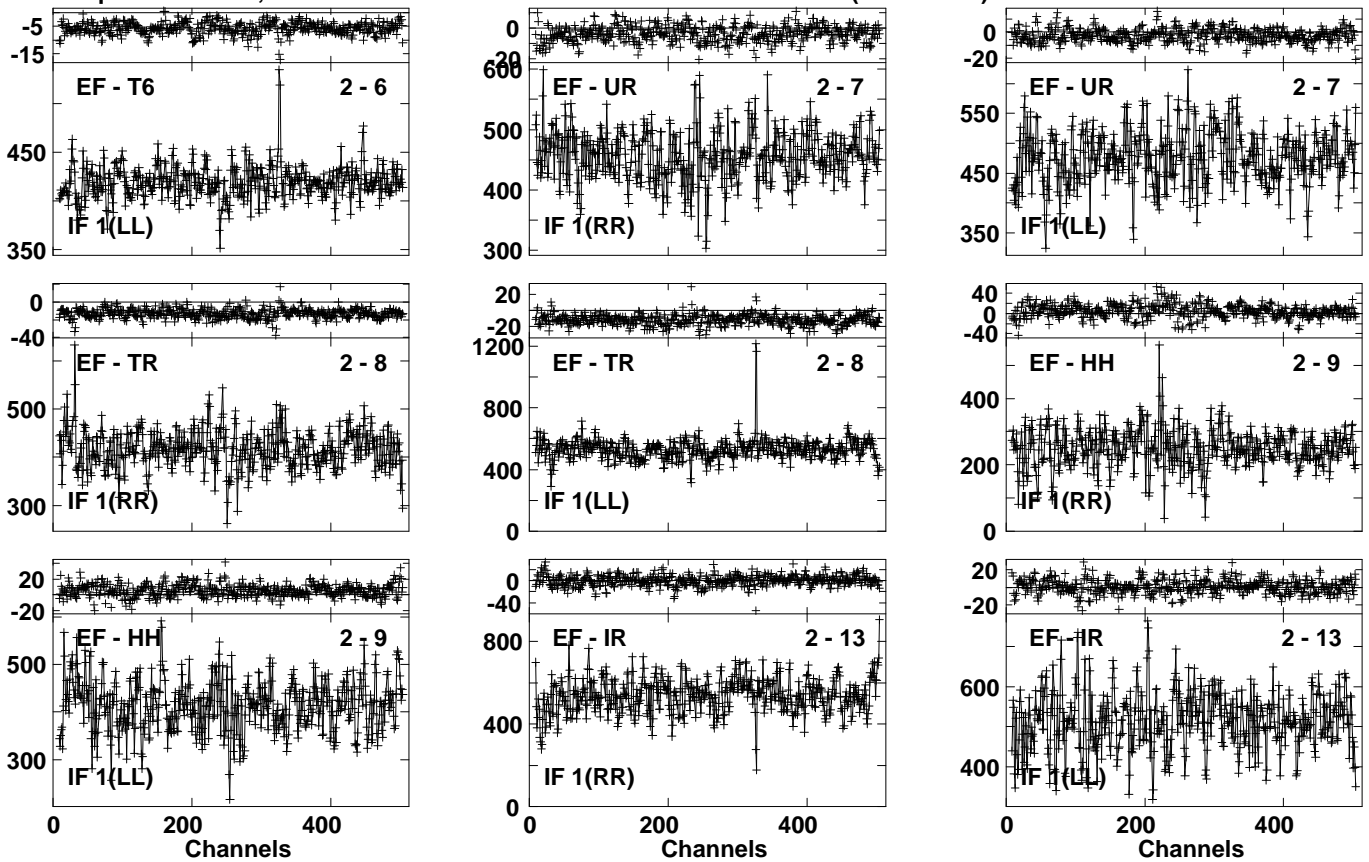


Lower frame: Ampl Jy Top frame: Phas deg
Vector averaged cross-power spectrum Several baselines displayed
Timerange: 00/01:26:31 to 00/01:27:59

Plot file version 52 created 01-FEB-2023 16:30:33

J1748+3404 EW022A 4.UVDATA.1

Freq = 1.6163 GHz, Bw = 16.000 MH Calibrated with CL # 3 and BP # 1 (BP mode 1)

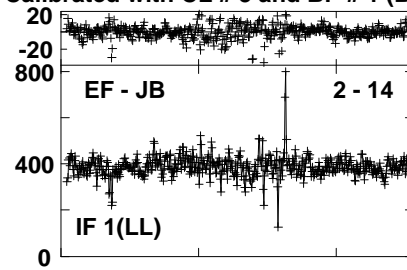
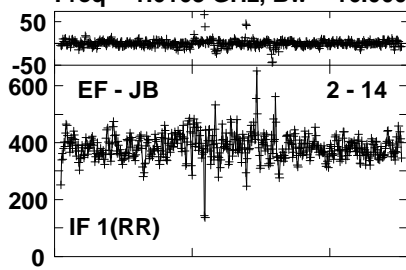


Lower frame: Milli Ampl Jy Top frame: Phas deg
Vector averaged cross-power spectrum Several baselines displayed
Timerange: 00/01:26:31 to 00/01:27:59

Plot file version 53 created 01-FEB-2023 16:30:33

J1748+3404 EW022A 4.UVDATA.1

Freq = 1.6163 GHz, Bw = 16.000 MH Calibrated with CL # 3 and BP # 1 (BP mode 1)

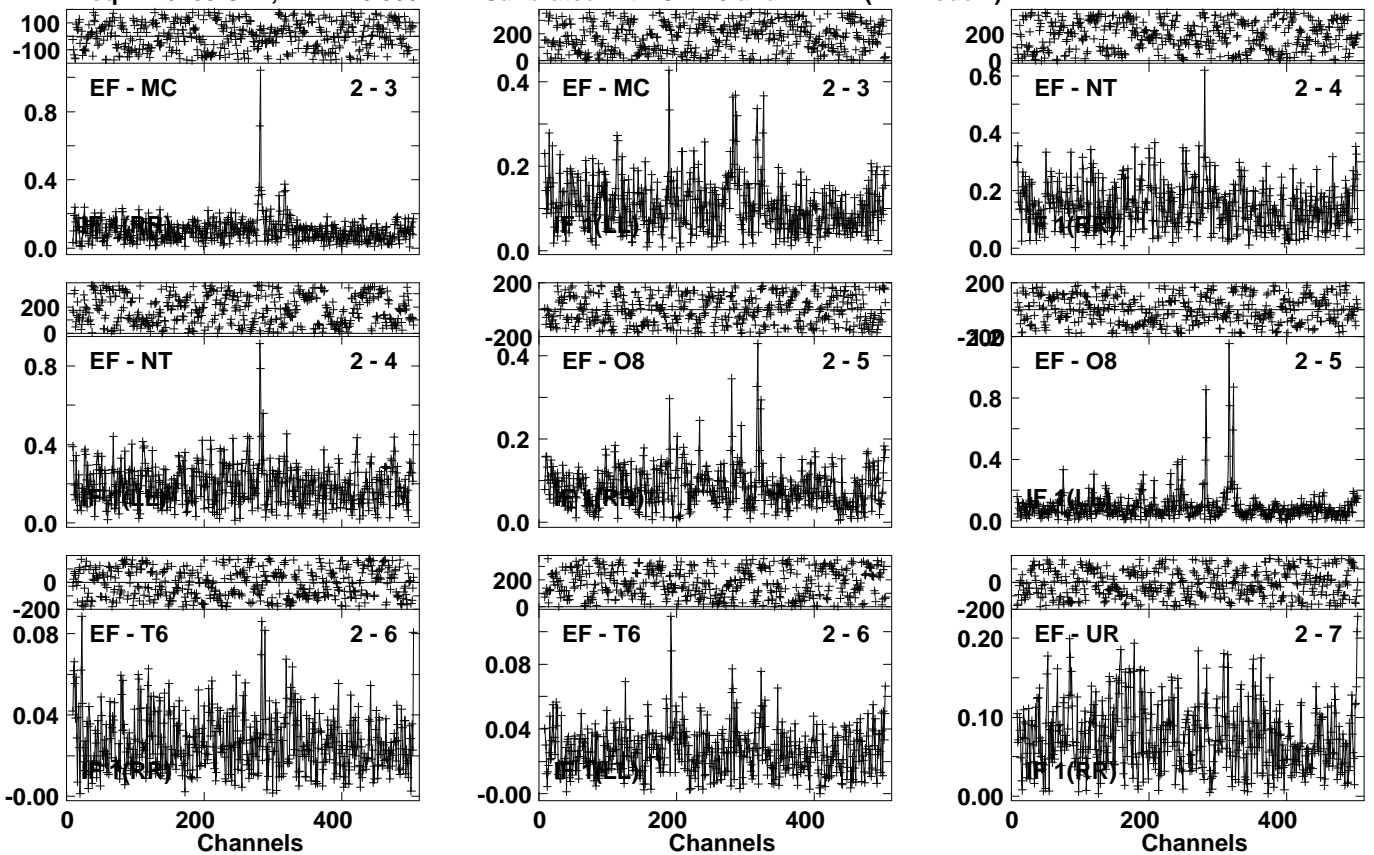


Lower frame: Milli Ampl Jy Top frame: Phas deg
Vector averaged cross-power spectrum Several baselines displayed
Timerange: 00/01:26:31 to 00/01:27:59

Plot file version 54 created 01-FEB-2023 16:30:33

IR17526N EW022A 4.UVDATA.1

Freq = 1.6163 GHz, Bw = 16.000 MH Calibrated with CL # 3 and BP # 1 (BP mode 1)

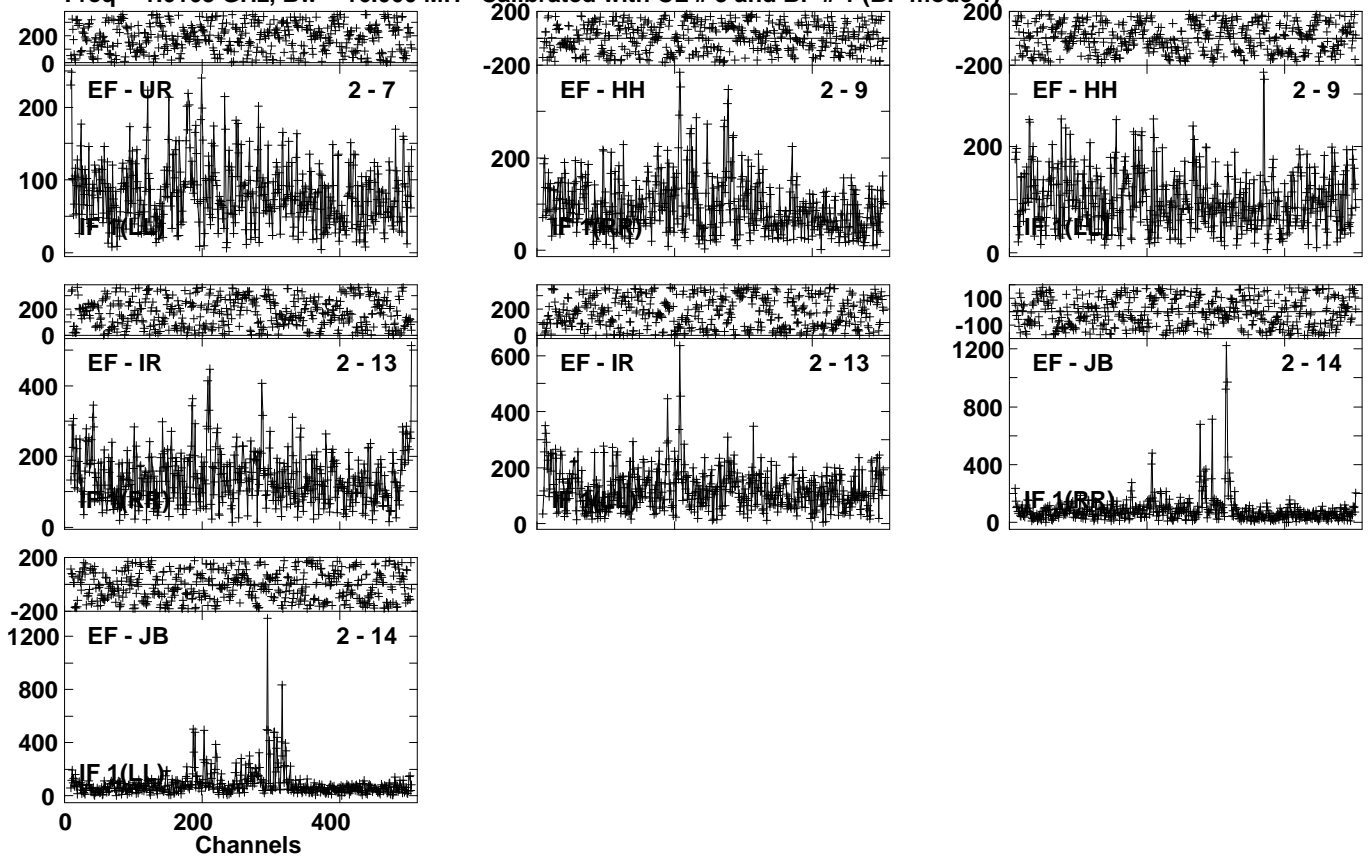


Lower frame: Ampl Jy Top frame: Phas deg
Vector averaged cross-power spectrum Several baselines displayed
Timerange: 00/01:28:01 to 00/01:31:29

Plot file version 55 created 01-FEB-2023 16:30:34

IR17526N EW022A 4.UVDATA.1

Freq = 1.6163 GHz, Bw = 16.000 MH Calibrated with CL # 3 and BP # 1 (BP mode 1)

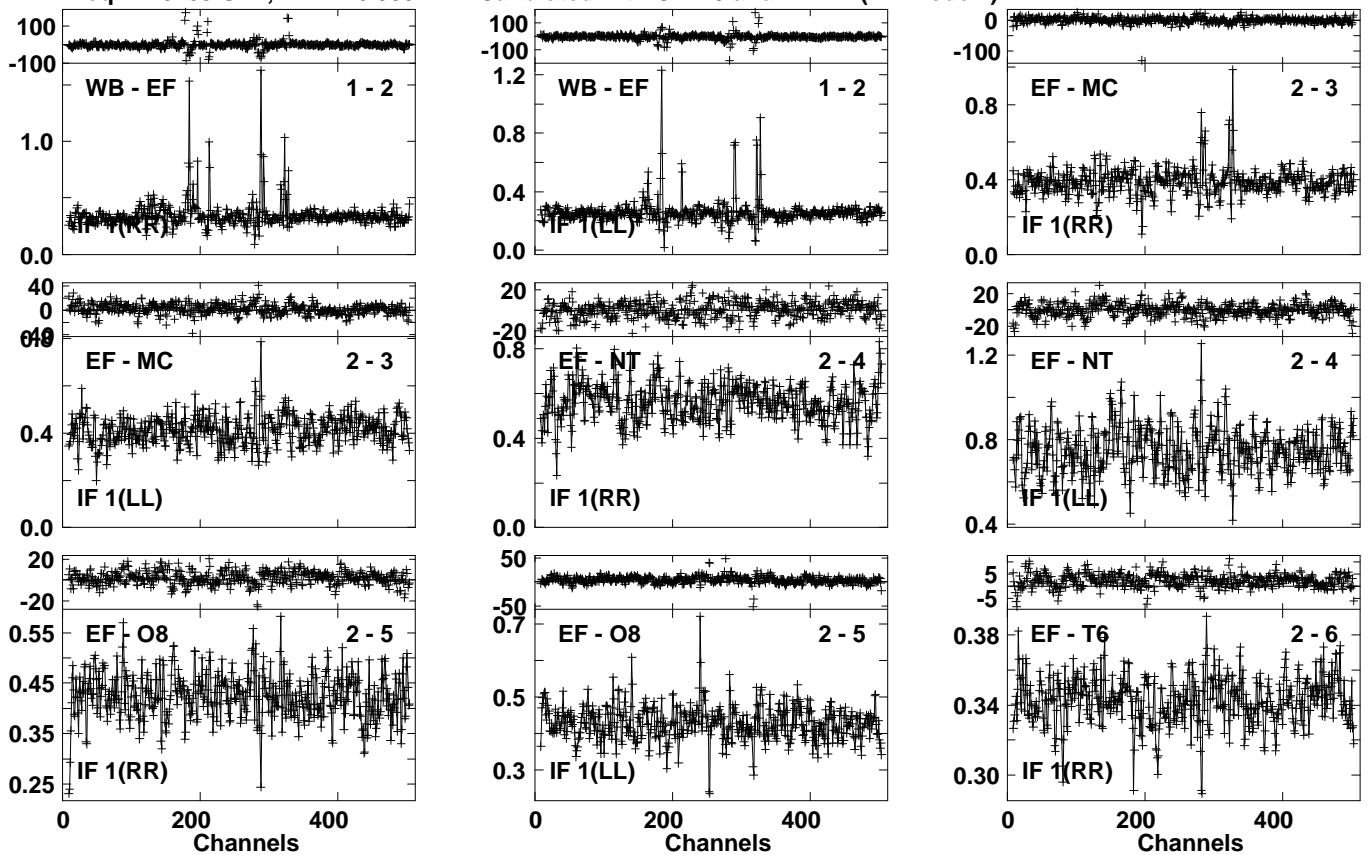


Lower frame: Milli Ampl Jy Top frame: Phas deg
Vector averaged cross-power spectrum Several baselines displayed
Timerange: 00/01:28:01 to 00/01:31:29

Plot file version 56 created 01-FEB-2023 16:30:34

J1748+3404 EW022A 4.UVDATA.1

Freq = 1.6163 GHz, Bw = 16.000 MH Calibrated with CL # 3 and BP # 1 (BP mode 1)

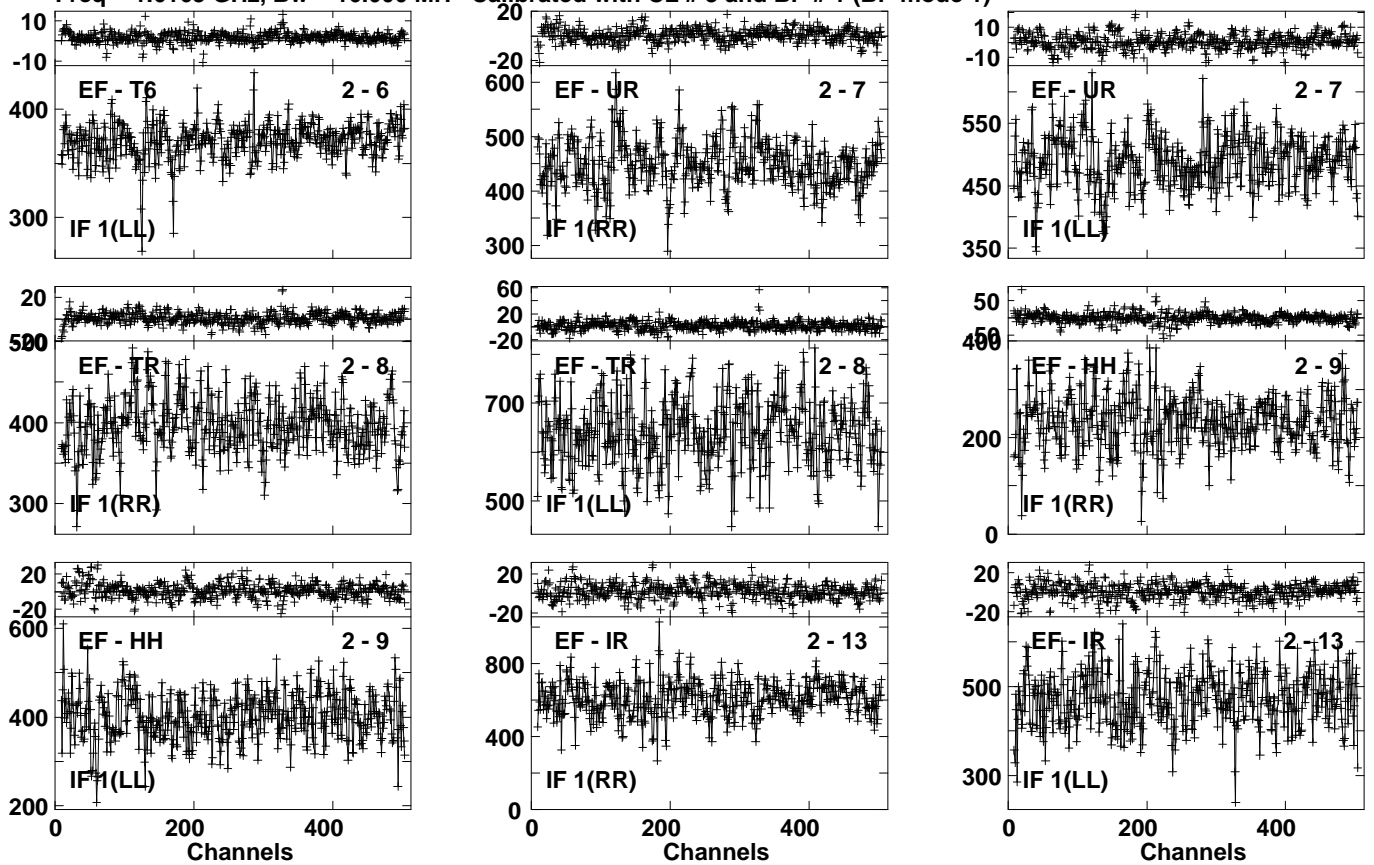


Lower frame: Ampl Jy Top frame: Phas deg
Vector averaged cross-power spectrum Several baselines displayed
Timerange: 00/01:32:01 to 00/01:32:59

Plot file version 57 created 01-FEB-2023 16:30:34

J1748+3404 EW022A 4.UVDATA.1

Freq = 1.6163 GHz, Bw = 16.000 MH Calibrated with CL # 3 and BP # 1 (BP mode 1)



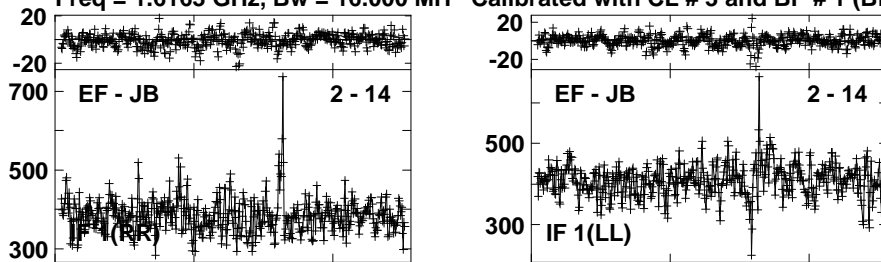
Lower frame: Milli Ampl Jy Top frame: Phas deg
Vector averaged cross-power spectrum Several baselines displayed
Timerange: 00/01:32:01 to 00/01:32:59

Plot file version 58 created 01-FEB-2023 16:30:34

J1748+3404 EW022A 4.UVDATA.1

Freq = 1.6163 GHz, Bw = 16.000 MH

Calibrated with CL # 3 and BP # 1 (BP mode 1)

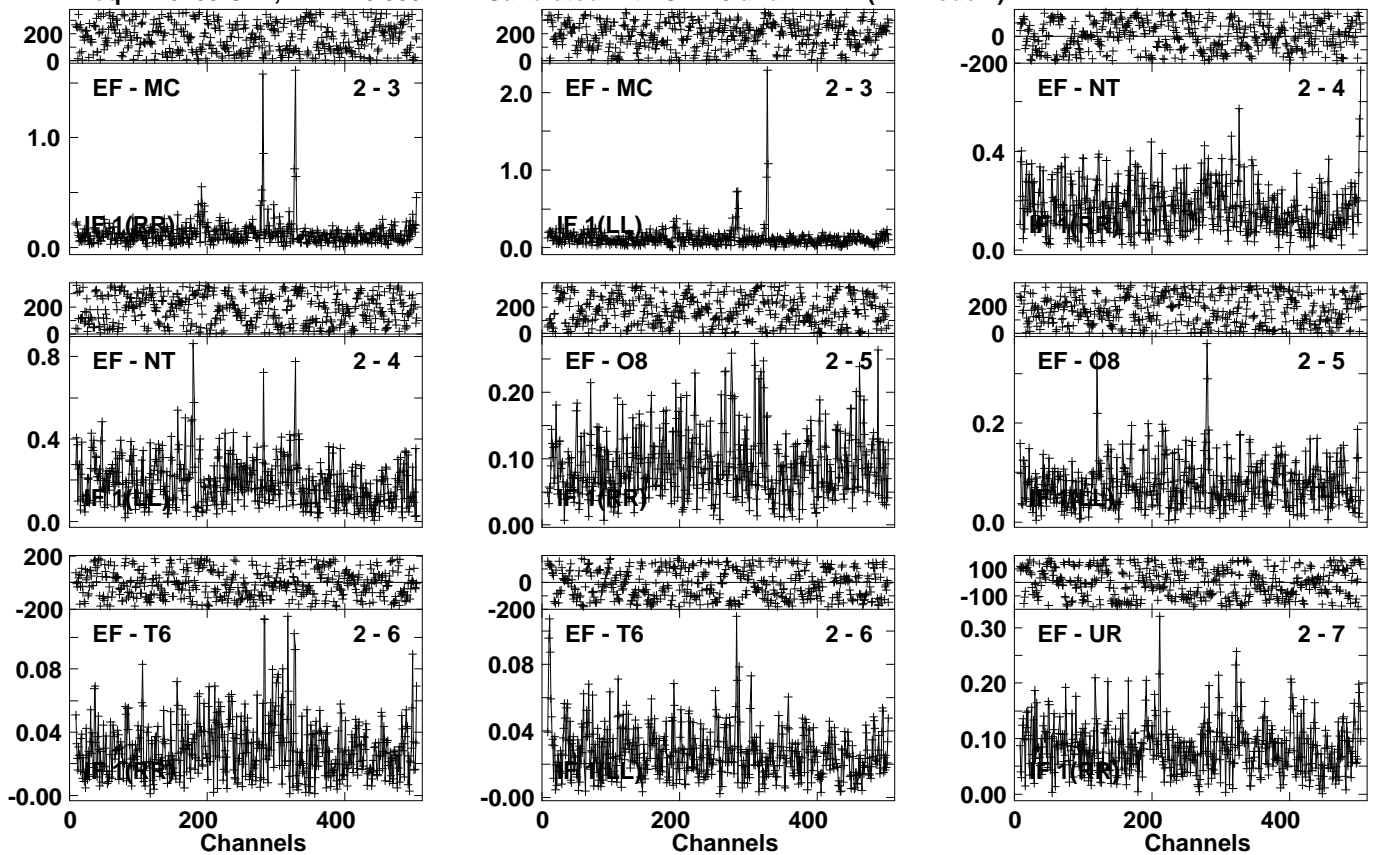


Lower frame: Milli Ampl Jy Top frame: Phas deg
Vector averaged cross-power spectrum Several baselines displayed
Timerange: 00/01:32:01 to 00/01:32:59

Plot file version 59 created 01-FEB-2023 16:30:34

IR17526N EW022A 4.UVDATA.1

Freq = 1.6163 GHz, Bw = 16.000 MH Calibrated with CL # 3 and BP # 1 (BP mode 1)

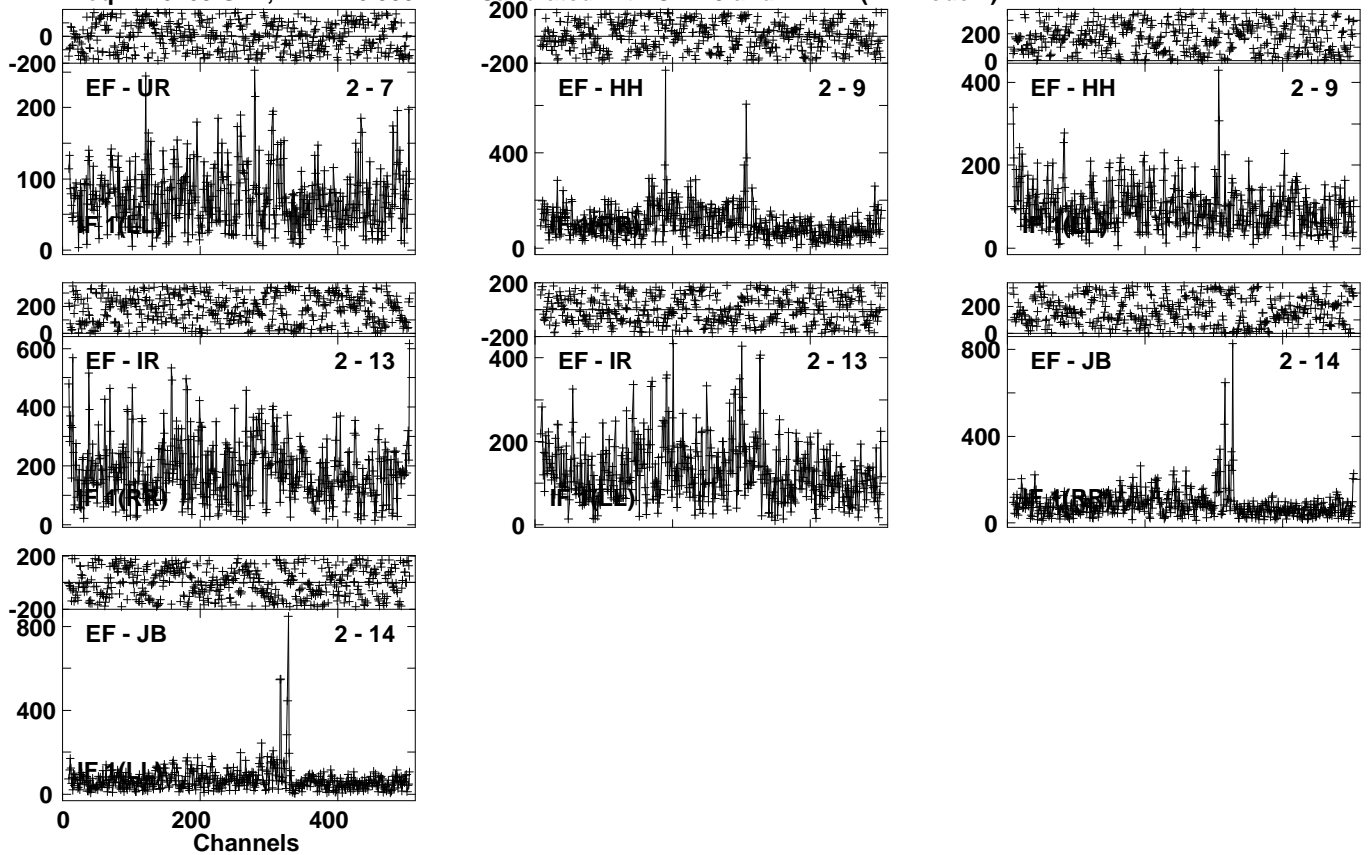


Lower frame: Ampl Jy Top frame: Phas deg
Vector averaged cross-power spectrum Several baselines displayed
Timerange: 00/01:33:01 to 00/01:36:29

Plot file version 60 created 01-FEB-2023 16:30:35

IR17526N EW022A 4.UVDATA.1

Freq = 1.6163 GHz, Bw = 16.000 MH Calibrated with CL # 3 and BP # 1 (BP mode 1)

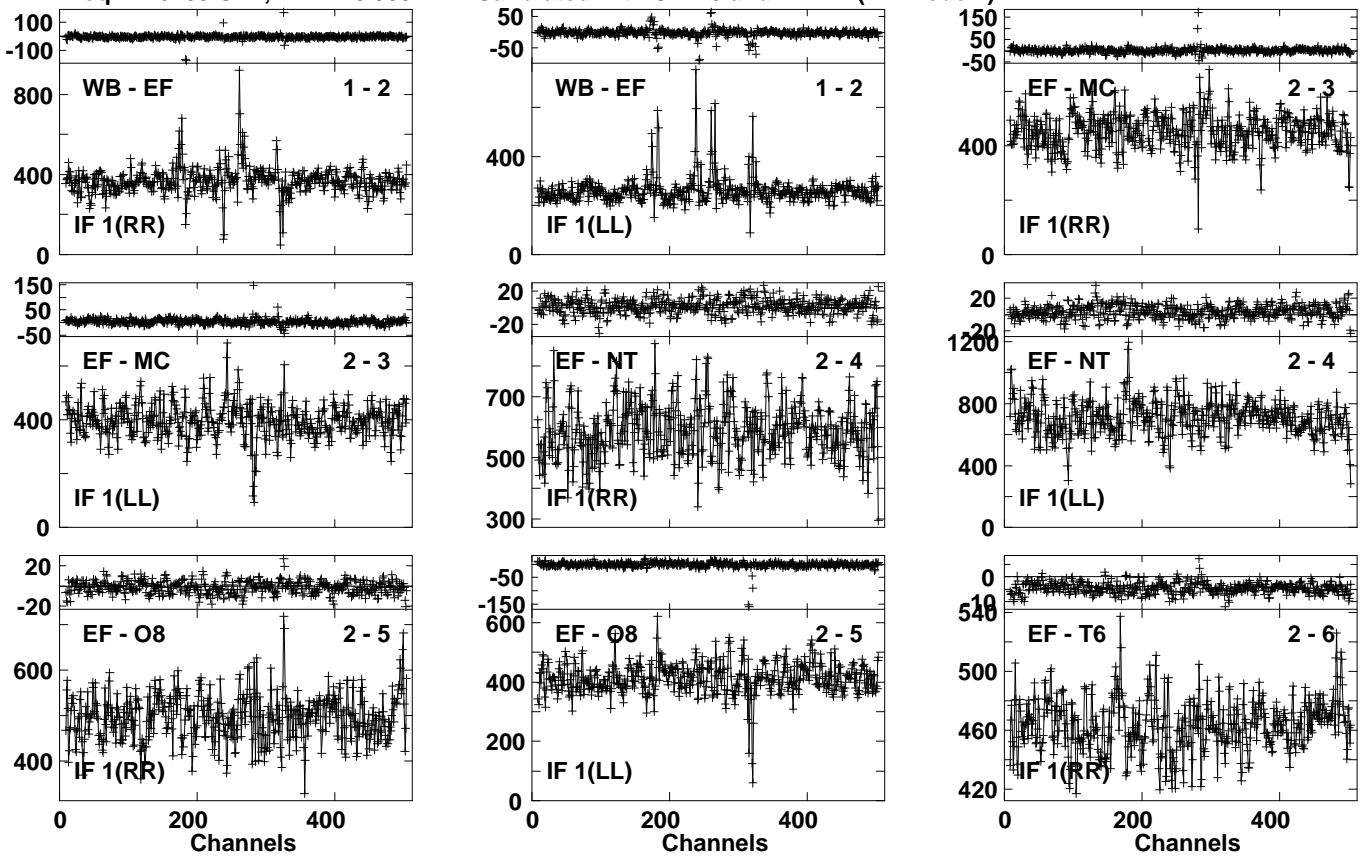


Lower frame: Milli Ampl Jy Top frame: Phas deg
Vector averaged cross-power spectrum Several baselines displayed
Timerange: 00/01:33:01 to 00/01:36:29

Plot file version 61 created 01-FEB-2023 16:30:35

J1748+3404 EW022A 4.UVDATA.1

Freq = 1.6163 GHz, Bw = 16.000 MH Calibrated with CL # 3 and BP # 1 (BP mode 1)

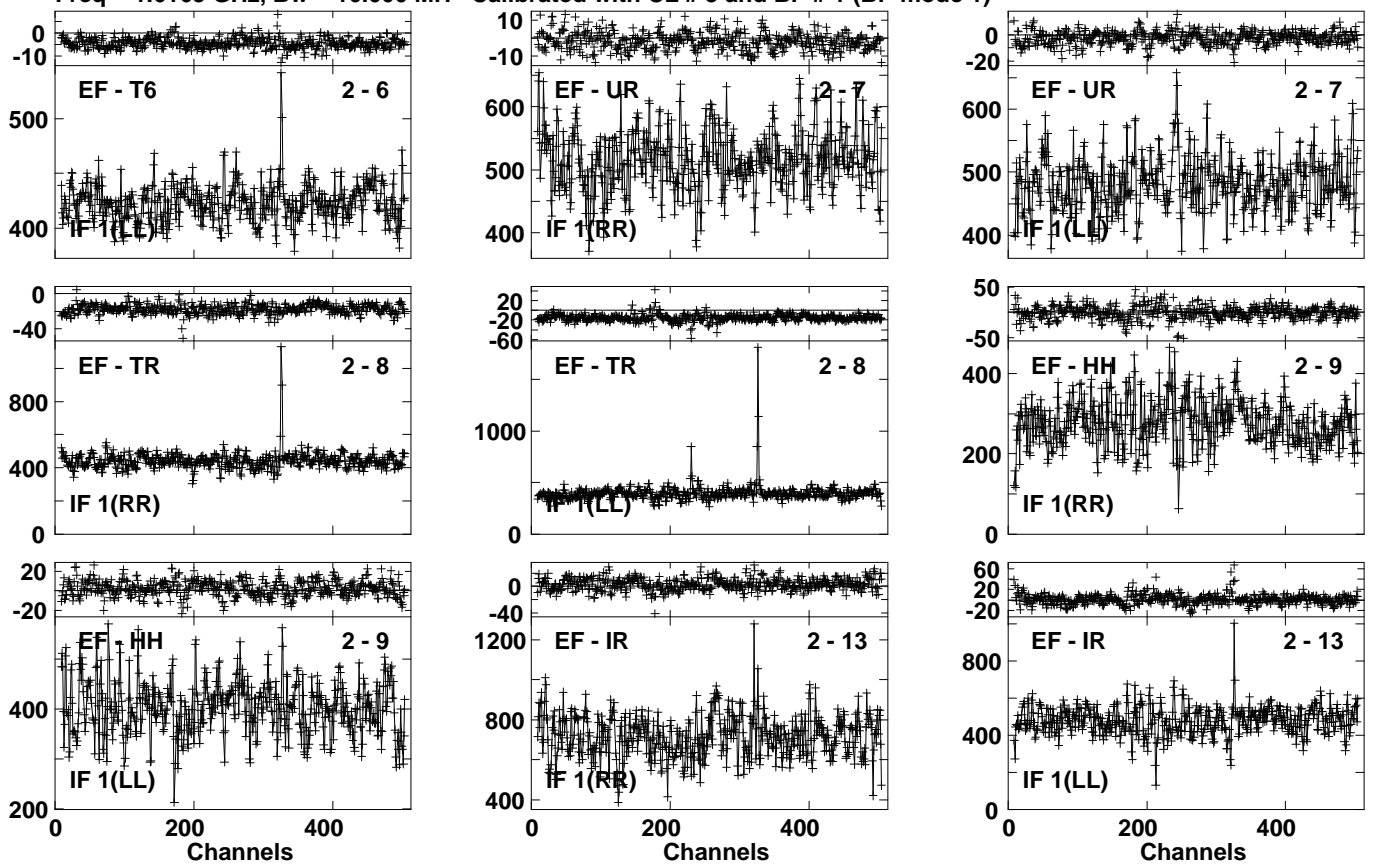


Lower frame: Milli Ampl Jy Top frame: Phas deg
Vector averaged cross-power spectrum Several baselines displayed
Timerange: 00/01:36:31 to 00/01:37:59

Plot file version 62 created 01-FEB-2023 16:30:35

J1748+3404 EW022A 4.UVDATA.1

Freq = 1.6163 GHz, Bw = 16.000 MH Calibrated with CL # 3 and BP # 1 (BP mode 1)

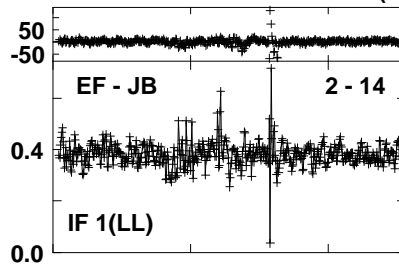
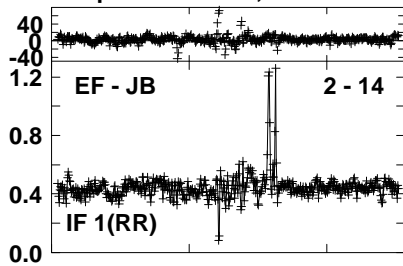


Lower frame: Milli Ampl Jy Top frame: Phas deg
Vector averaged cross-power spectrum Several baselines displayed
Timerange: 00/01:36:31 to 00/01:37:59

Plot file version 63 created 01-FEB-2023 16:30:35

J1748+3404 EW022A 4.UVDATA.1

Freq = 1.6163 GHz, Bw = 16.000 MH Calibrated with CL # 3 and BP # 1 (BP mode 1)



Lower frame: Ampl Jy Top frame: Phas deg

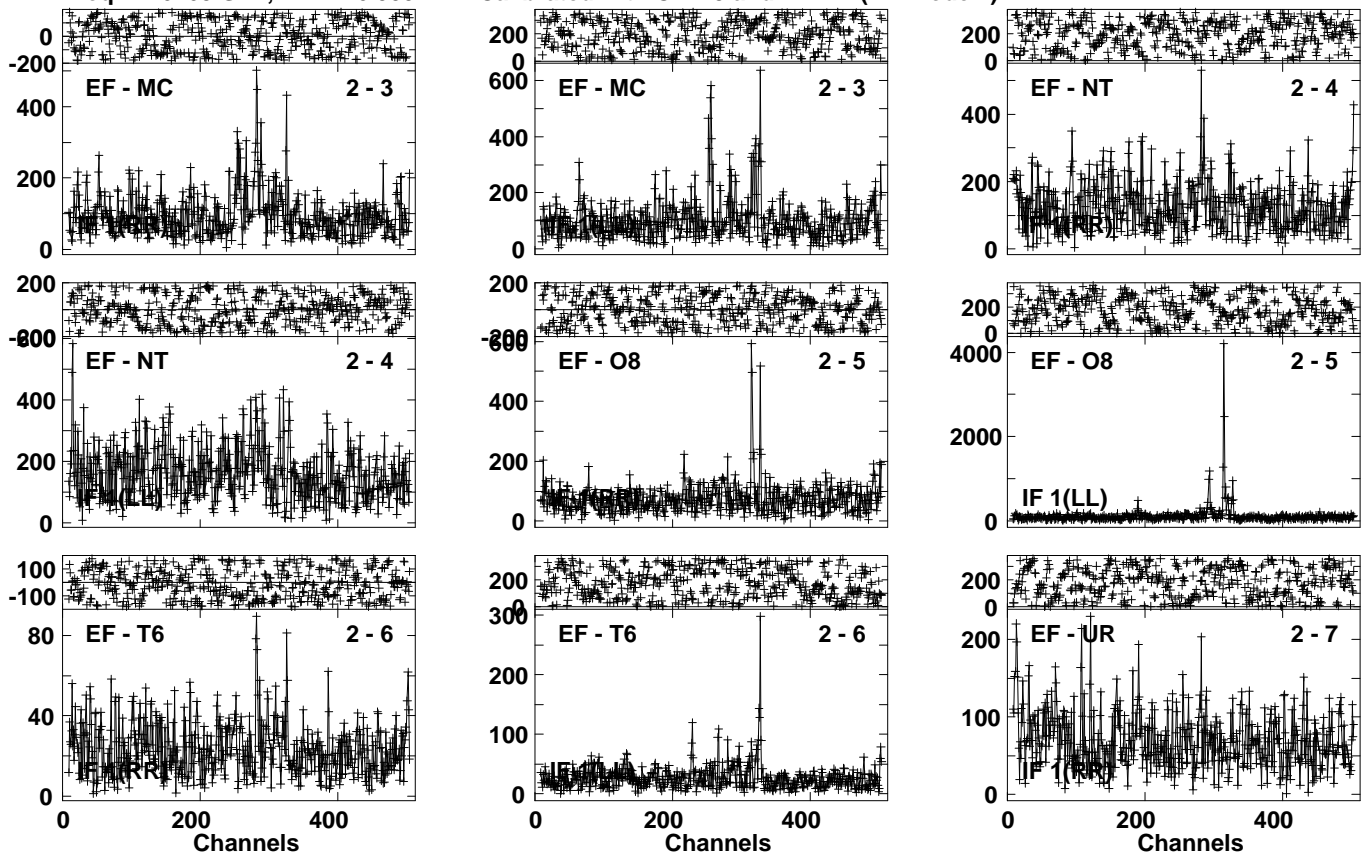
Vector averaged cross-power spectrum Several baselines displayed

Timerange: 00/01:36:31 to 00/01:37:59

Plot file version 64 created 01-FEB-2023 16:30:35

IR17526N EW022A 4.UVDATA.1

Freq = 1.6163 GHz, Bw = 16.000 MH Calibrated with CL # 3 and BP # 1 (BP mode 1)

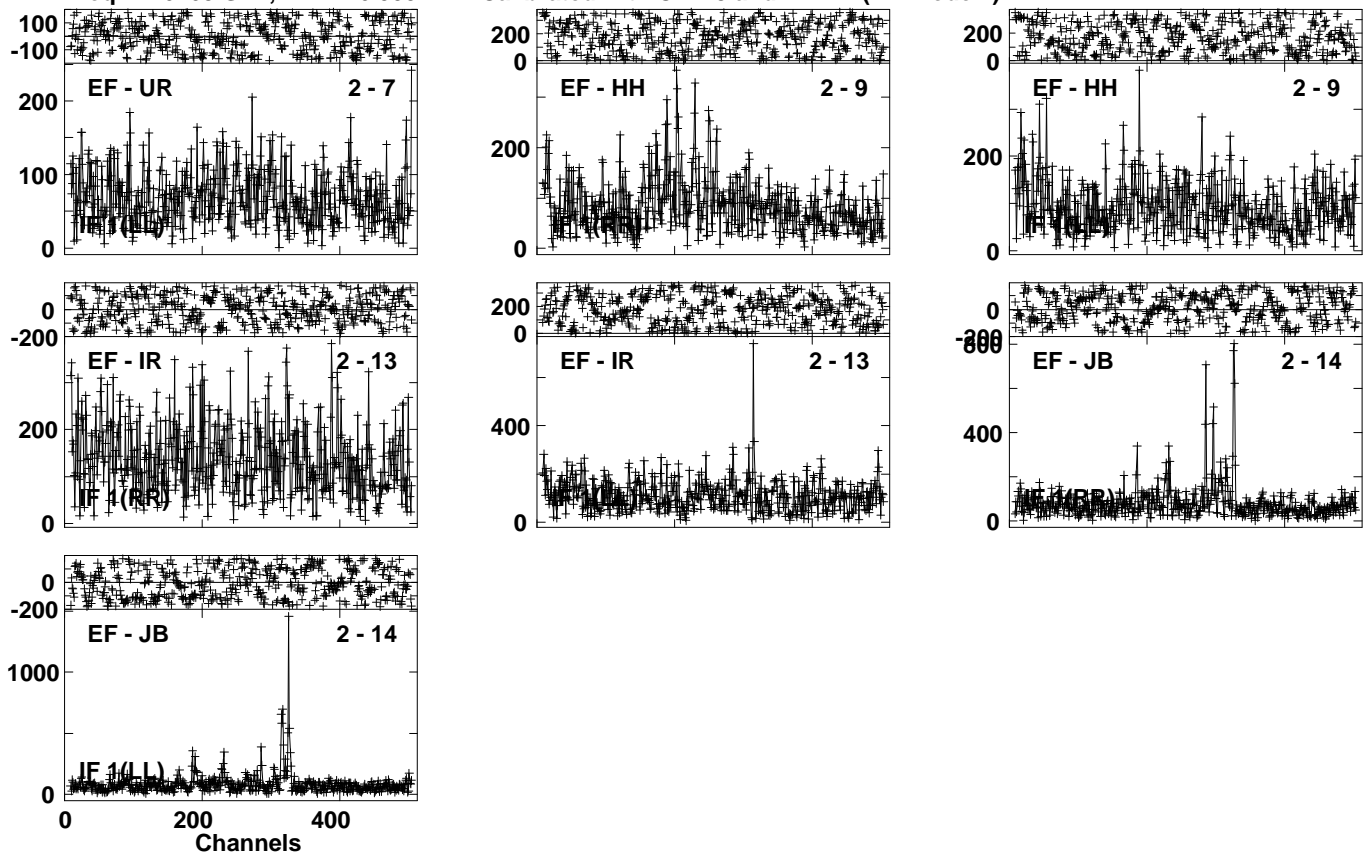


Lower frame: Milli Ampl Jy Top frame: Phas deg
Vector averaged cross-power spectrum Several baselines displayed
Timerange: 00/01:38:01 to 00/01:41:29

Plot file version 65 created 01-FEB-2023 16:30:35

IR17526N EW022A 4.UVDATA.1

Freq = 1.6163 GHz, Bw = 16.000 MH Calibrated with CL # 3 and BP # 1 (BP mode 1)



Lower frame: Milli Ampl Jy Top frame: Phas deg

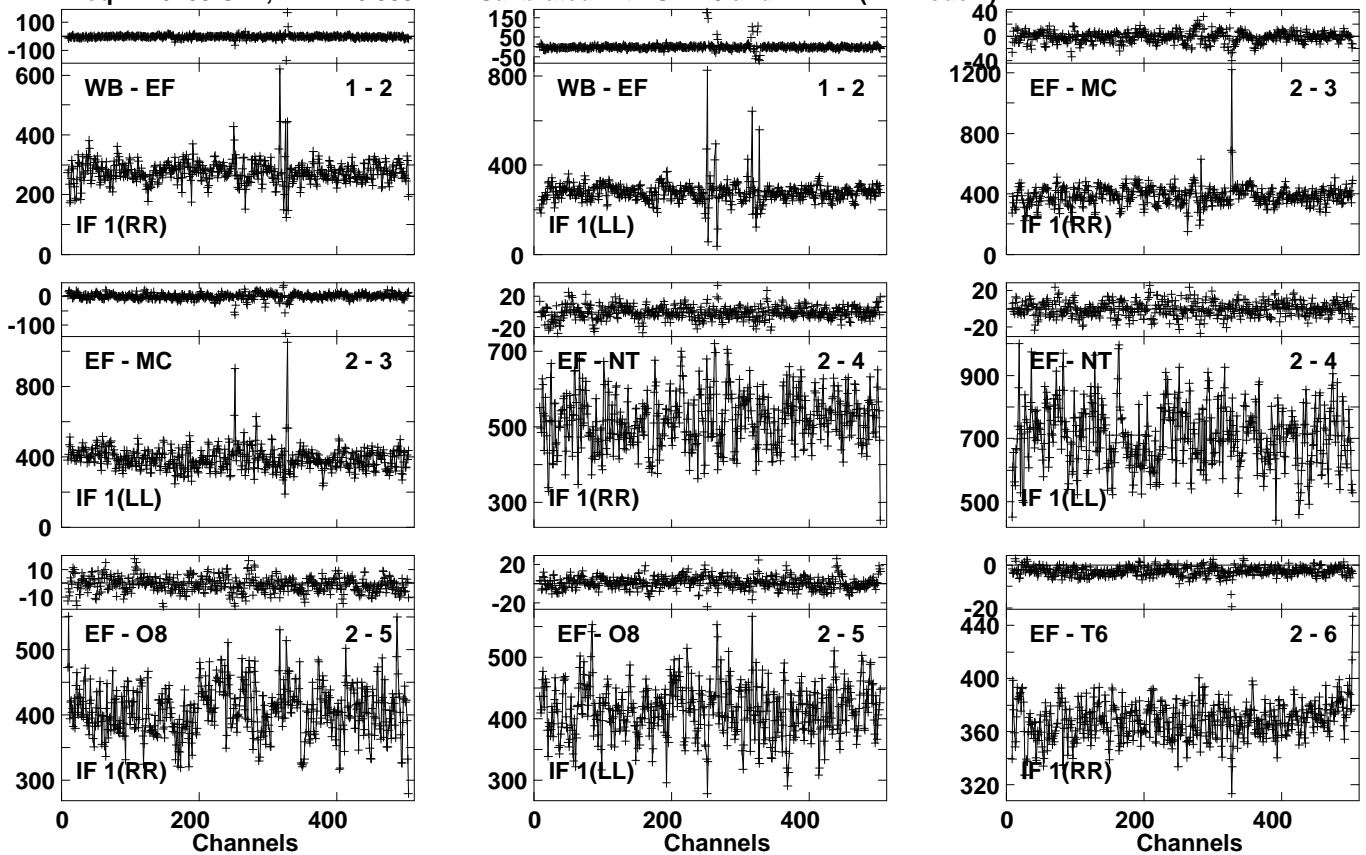
Vector averaged cross-power spectrum Several baselines displayed

Timerange: 00/01:38:01 to 00/01:41:29

Plot file version 66 created 01-FEB-2023 16:30:36

J1748+3404 EW022A 4.UVDATA.1

Freq = 1.6163 GHz, Bw = 16.000 MH Calibrated with CL # 3 and BP # 1 (BP mode 1)

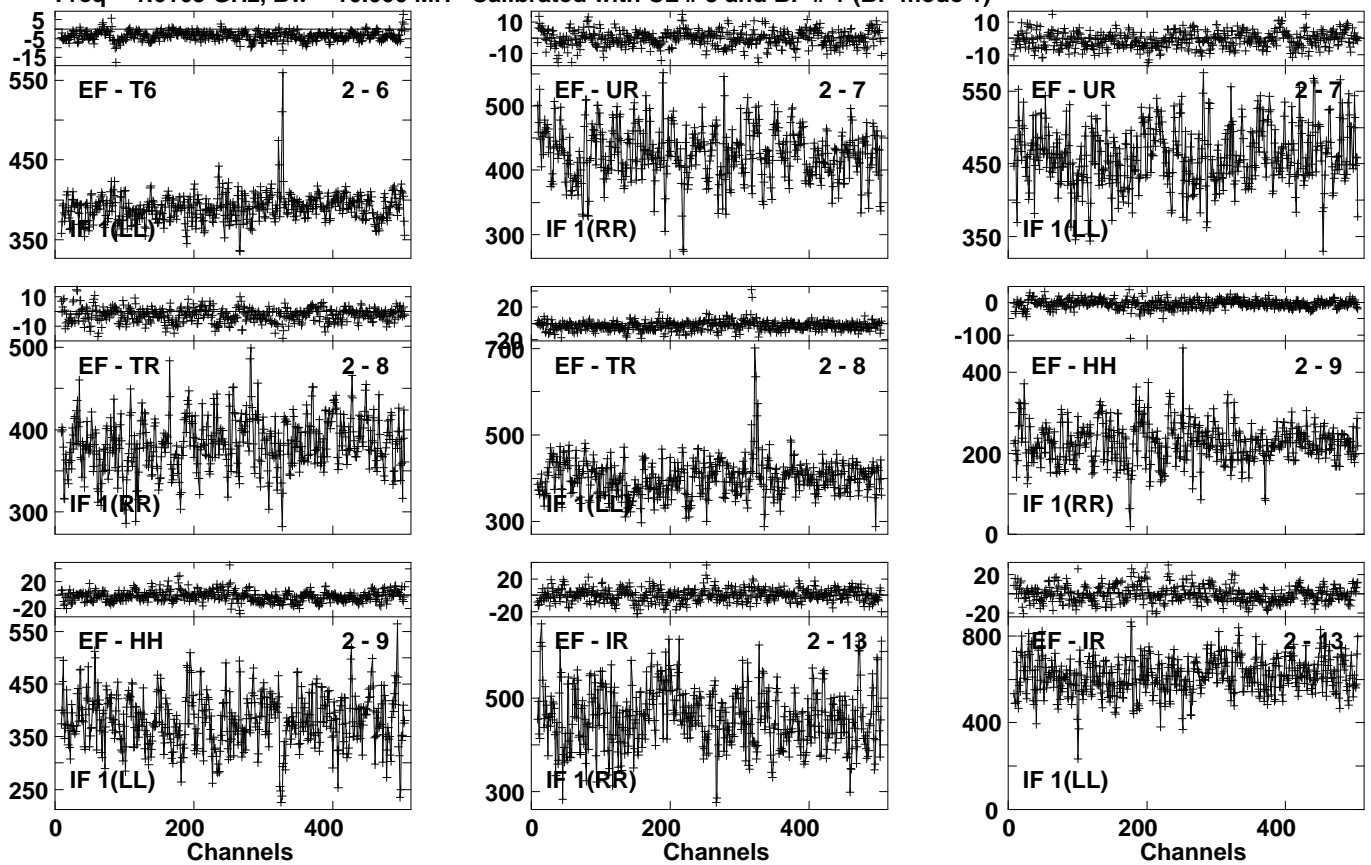


Lower frame: Milli Ampl Jy Top frame: Phas deg
Vector averaged cross-power spectrum Several baselines displayed
Timerange: 00/01:42:01 to 00/01:42:59

Plot file version 67 created 01-FEB-2023 16:30:36

J1748+3404 EW022A 4.UVDATA.1

Freq = 1.6163 GHz, Bw = 16.000 MH Calibrated with CL # 3 and BP # 1 (BP mode 1)

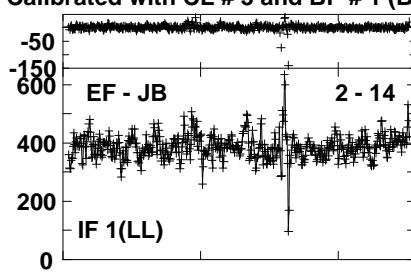
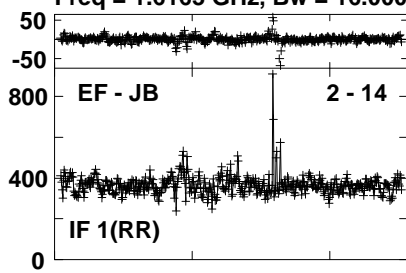


Lower frame: Milli Ampl Jy Top frame: Phas deg
Vector averaged cross-power spectrum Several baselines displayed
Timerange: 00/01:42:01 to 00/01:42:59

Plot file version 68 created 01-FEB-2023 16:30:36

J1748+3404 EW022A 4.UVDATA.1

Freq = 1.6163 GHz, Bw = 16.000 MH Calibrated with CL # 3 and BP # 1 (BP mode 1)

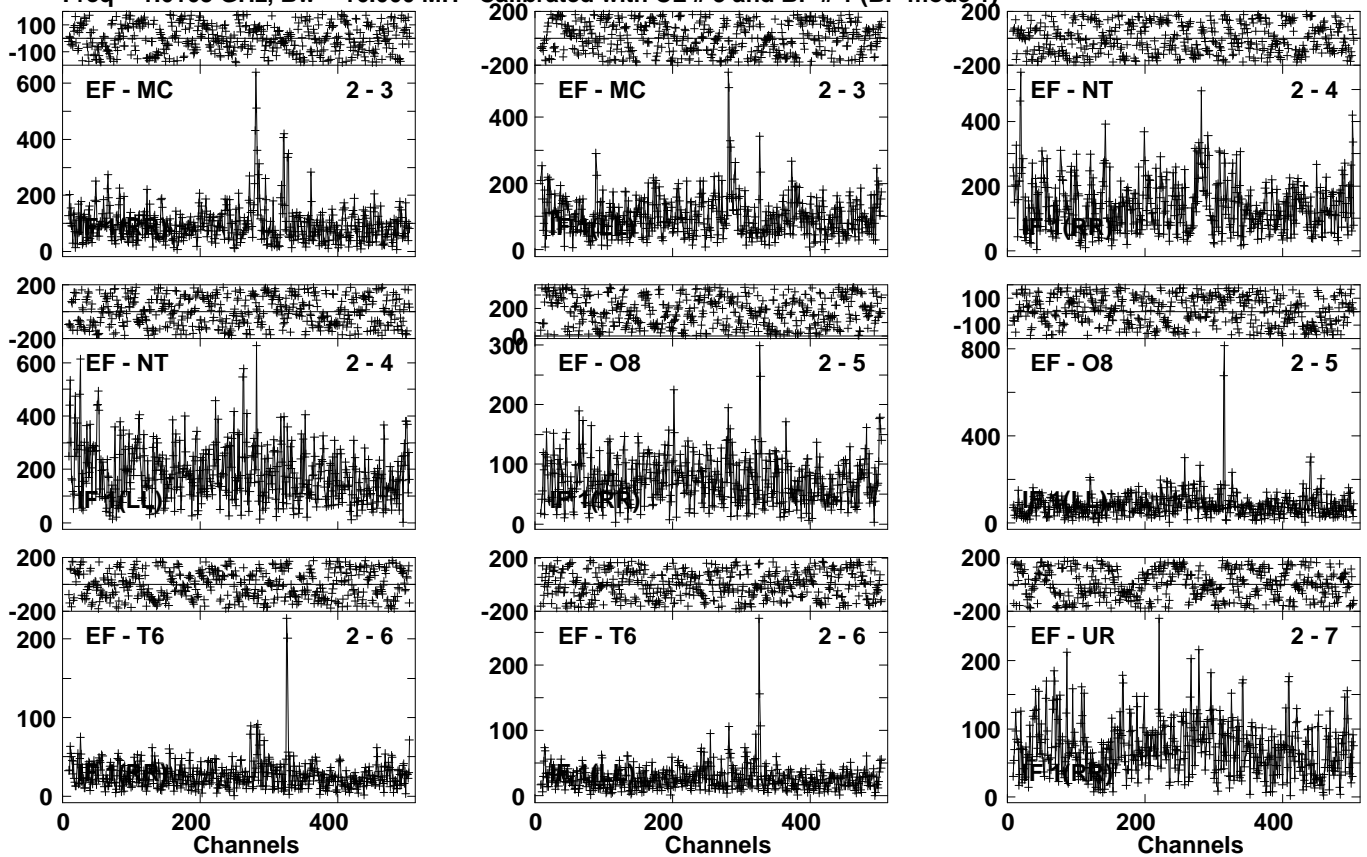


Lower frame: Milli Ampl Jy Top frame: Phas deg
Vector averaged cross-power spectrum Several baselines displayed
Timerange: 00/01:42:01 to 00/01:42:59

Plot file version 69 created 01-FEB-2023 16:30:36

IR17526N EW022A 4.UVDATA.1

Freq = 1.6163 GHz, Bw = 16.000 MH Calibrated with CL # 3 and BP # 1 (BP mode 1)

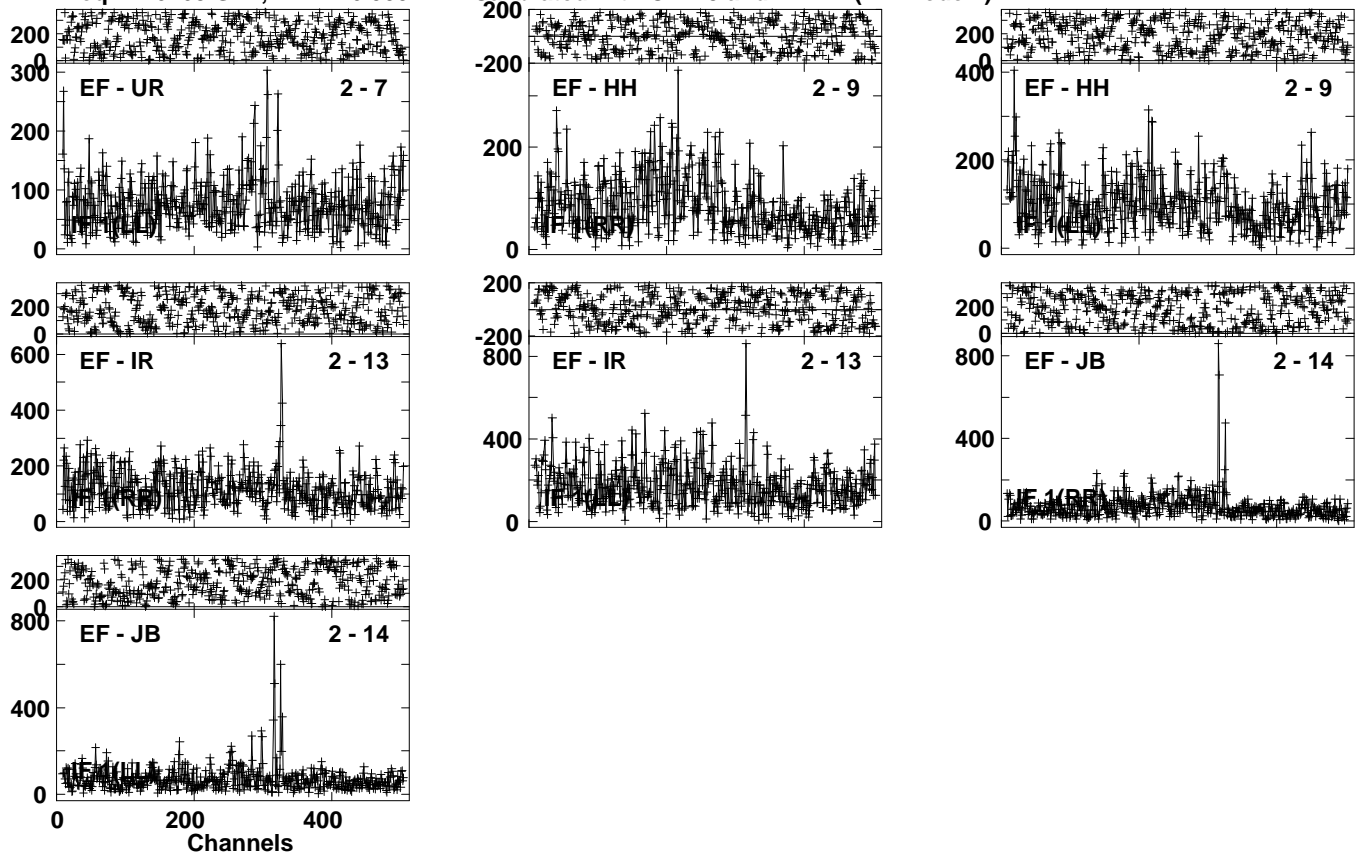


Lower frame: Milli Ampl Jy Top frame: Phas deg
Vector averaged cross-power spectrum Several baselines displayed
Timerange: 00/01:43:01 to 00/01:46:29

Plot file version 70 created 01-FEB-2023 16:30:36

IR17526N EW022A 4.UVDATA.1

Freq = 1.6163 GHz, Bw = 16.000 MH Calibrated with CL # 3 and BP # 1 (BP mode 1)



Lower frame: Milli Ampl Jy Top frame: Phas deg

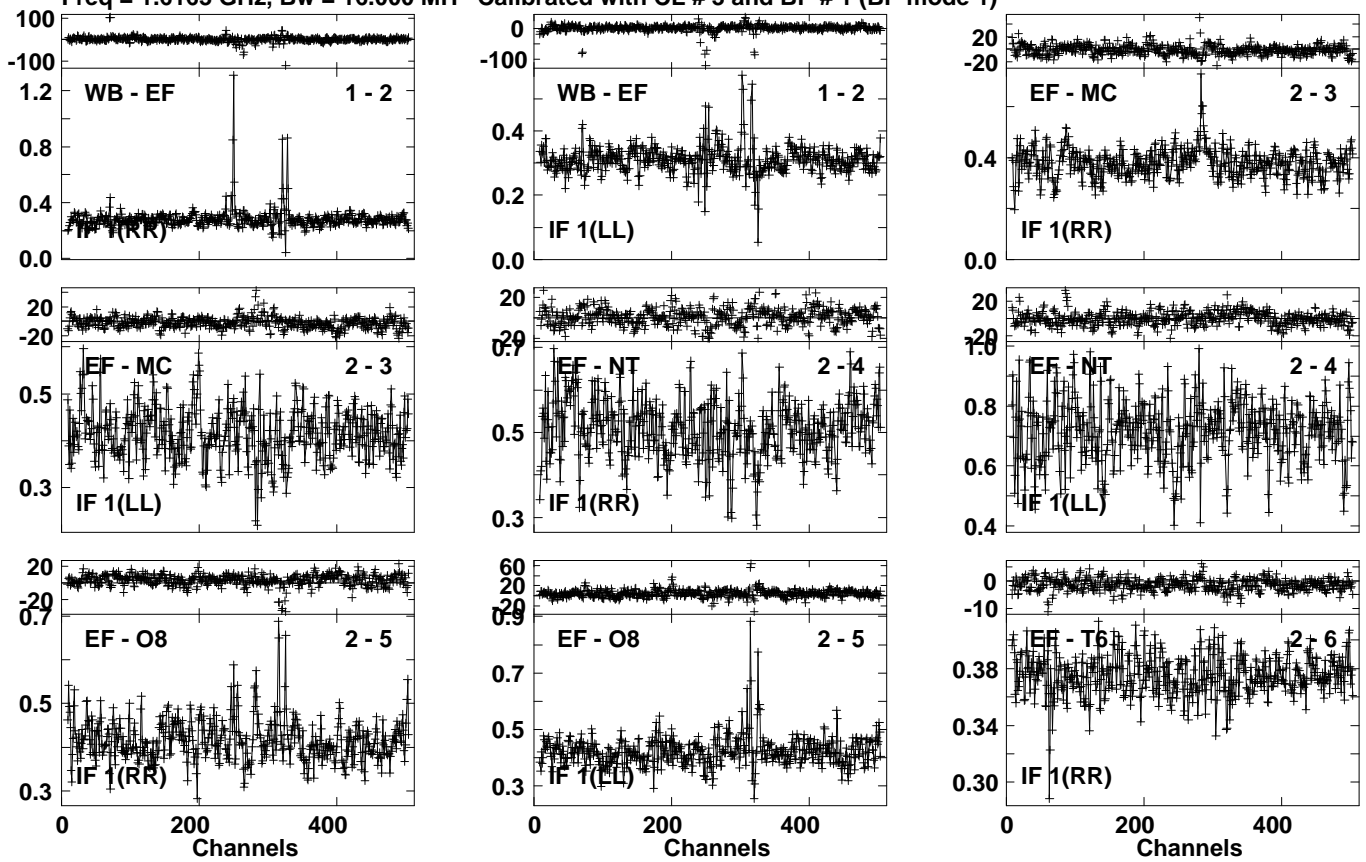
Vector averaged cross-power spectrum Several baselines displayed

Timerange: 00/01:43:01 to 00/01:46:29

Plot file version 71 created 01-FEB-2023 16:30:37

J1748+3404 EW022A 4.UVDATA.1

Freq = 1.6163 GHz, Bw = 16.000 MH Calibrated with CL # 3 and BP # 1 (BP mode 1)

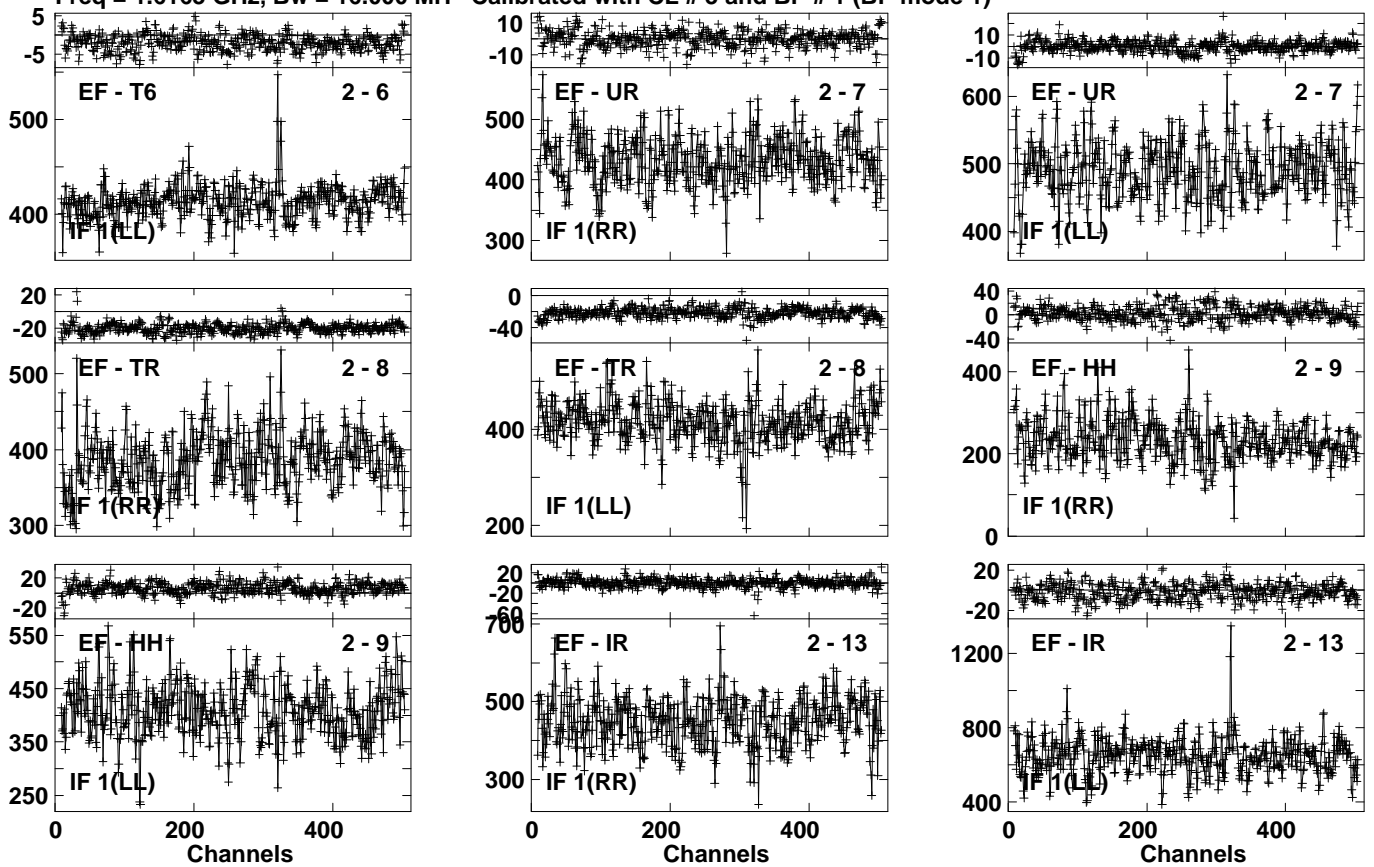


Lower frame: Ampl Jy Top frame: Phas deg
Vector averaged cross-power spectrum Several baselines displayed
Timerange: 00/01:46:31 to 00/01:47:59

Plot file version 72 created 01-FEB-2023 16:30:39

J1748+3404 EW022A 4.UVDATA.1

Freq = 1.6163 GHz, Bw = 16.000 MH Calibrated with CL # 3 and BP # 1 (BP mode 1)

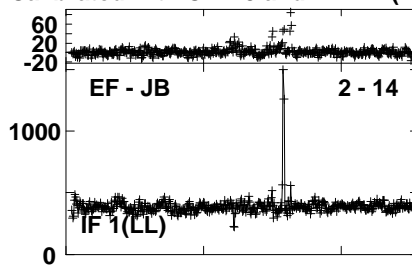
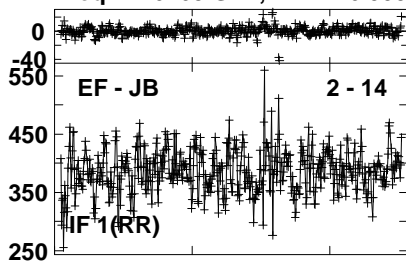


Lower frame: Milli Ampl Jy Top frame: Phas deg
Vector averaged cross-power spectrum Several baselines displayed
Timerange: 00/01:46:31 to 00/01:47:59

Plot file version 73 created 01-FEB-2023 16:30:39

J1748+3404 EW022A 4.UVDATA.1

Freq = 1.6163 GHz, Bw = 16.000 MH Calibrated with CL # 3 and BP # 1 (BP mode 1)

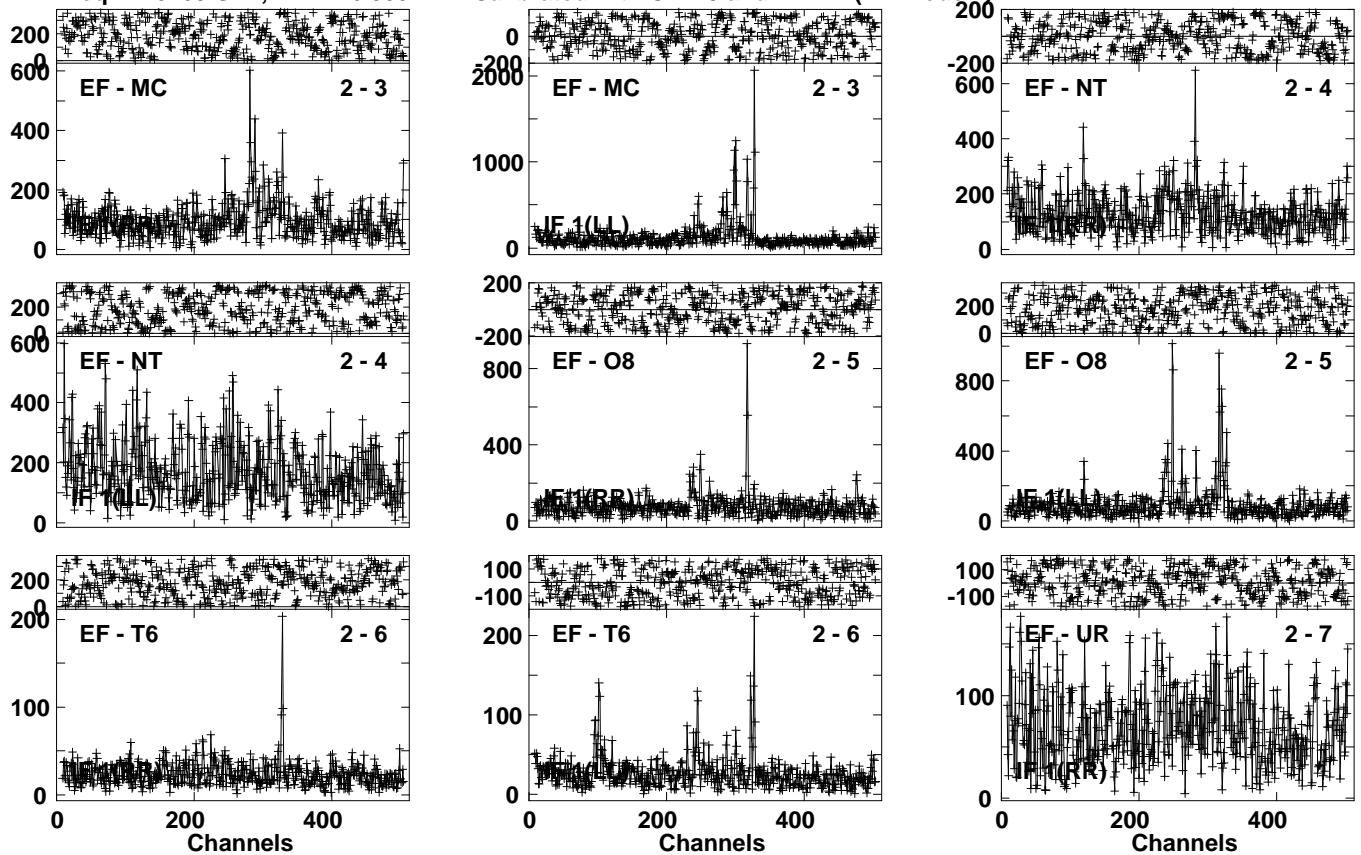


Lower frame: Milli Ampl Jy Top frame: Phas deg
Vector averaged cross-power spectrum Several baselines displayed
Timerange: 00/01:46:31 to 00/01:47:59

Plot file version 74 created 01-FEB-2023 16:30:39

IR17526N EW022A 4.UVDATA.1

Freq = 1.6163 GHz, Bw = 16.000 MH Calibrated with CL # 3 and BP # 1 (BP mode 1)

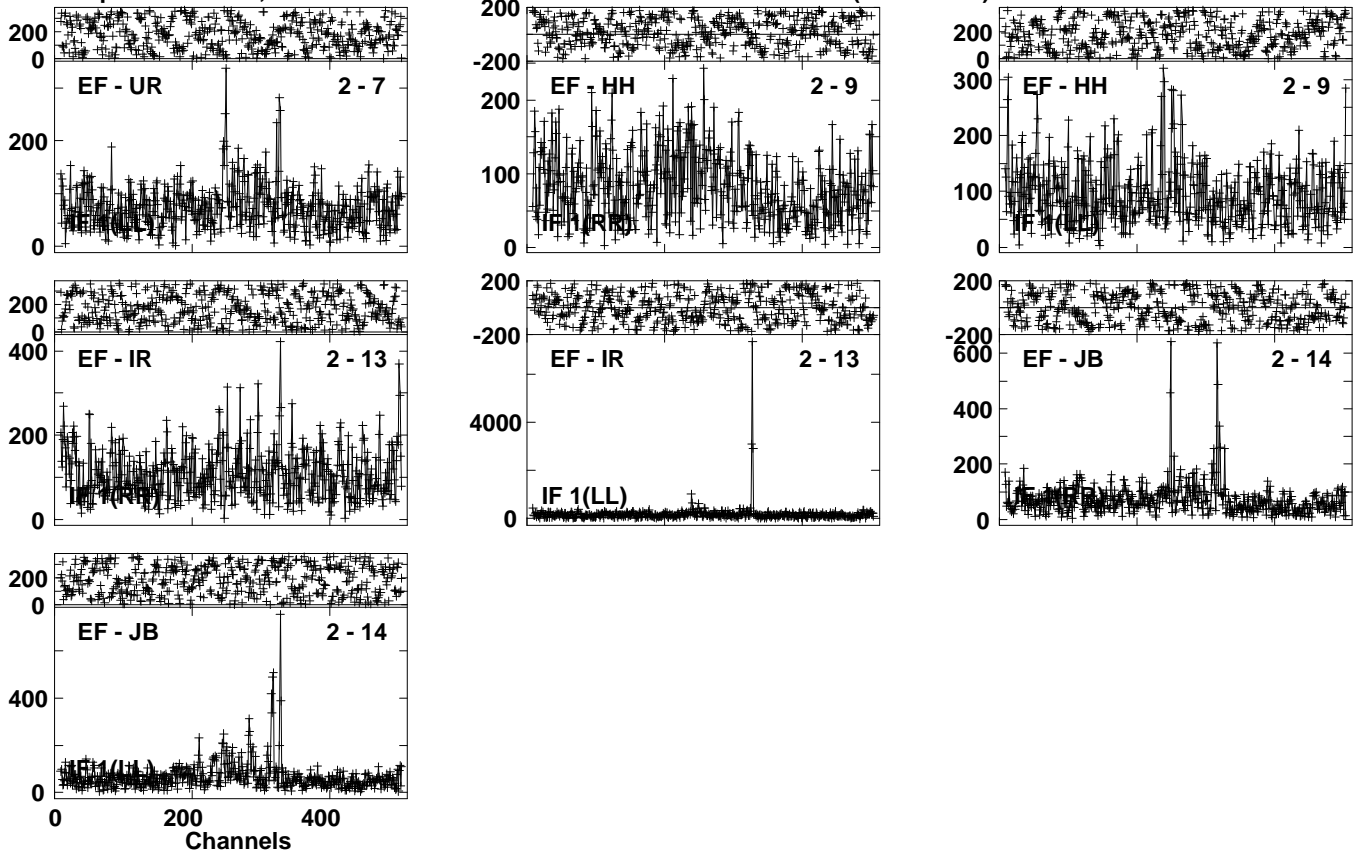


Lower frame: Milli Ampl Jy Top frame: Phas deg
Vector averaged cross-power spectrum Several baselines displayed
Timerange: 00/01:48:01 to 00/01:51:29

Plot file version 75 created 01-FEB-2023 16:30:39

IR17526N EW022A 4.UVDATA.1

Freq = 1.6163 GHz, Bw = 16.000 MH Calibrated with CL # 3 and BP # 1 (BP mode 1)

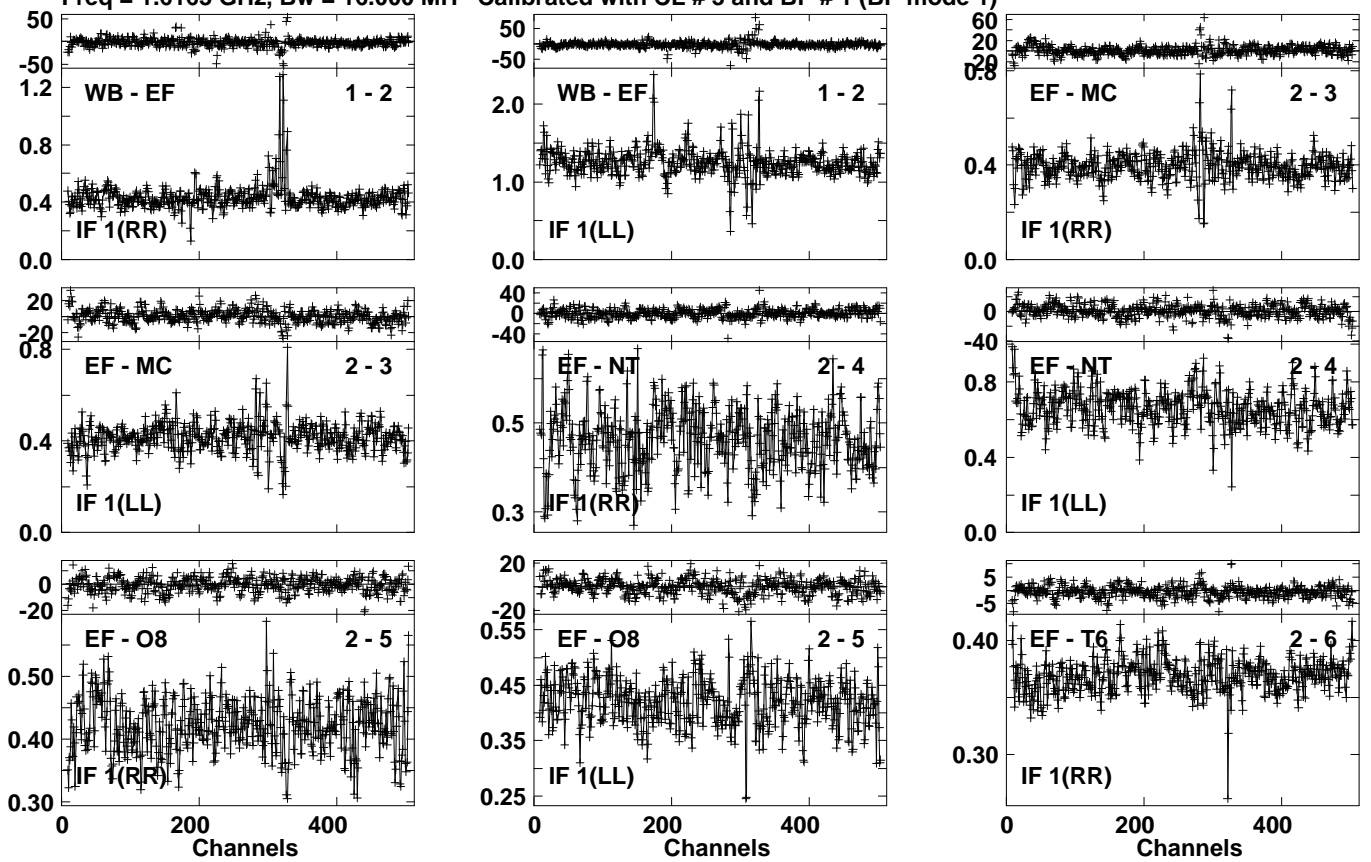


Lower frame: Milli Ampl Jy Top frame: Phas deg
Vector averaged cross-power spectrum Several baselines displayed
Timerange: 00/01:48:01 to 00/01:51:29

Plot file version 76 created 01-FEB-2023 16:30:40

J1748+3404 EW022A 4.UVDATA.1

Freq = 1.6163 GHz, Bw = 16.000 MH Calibrated with CL # 3 and BP # 1 (BP mode 1)

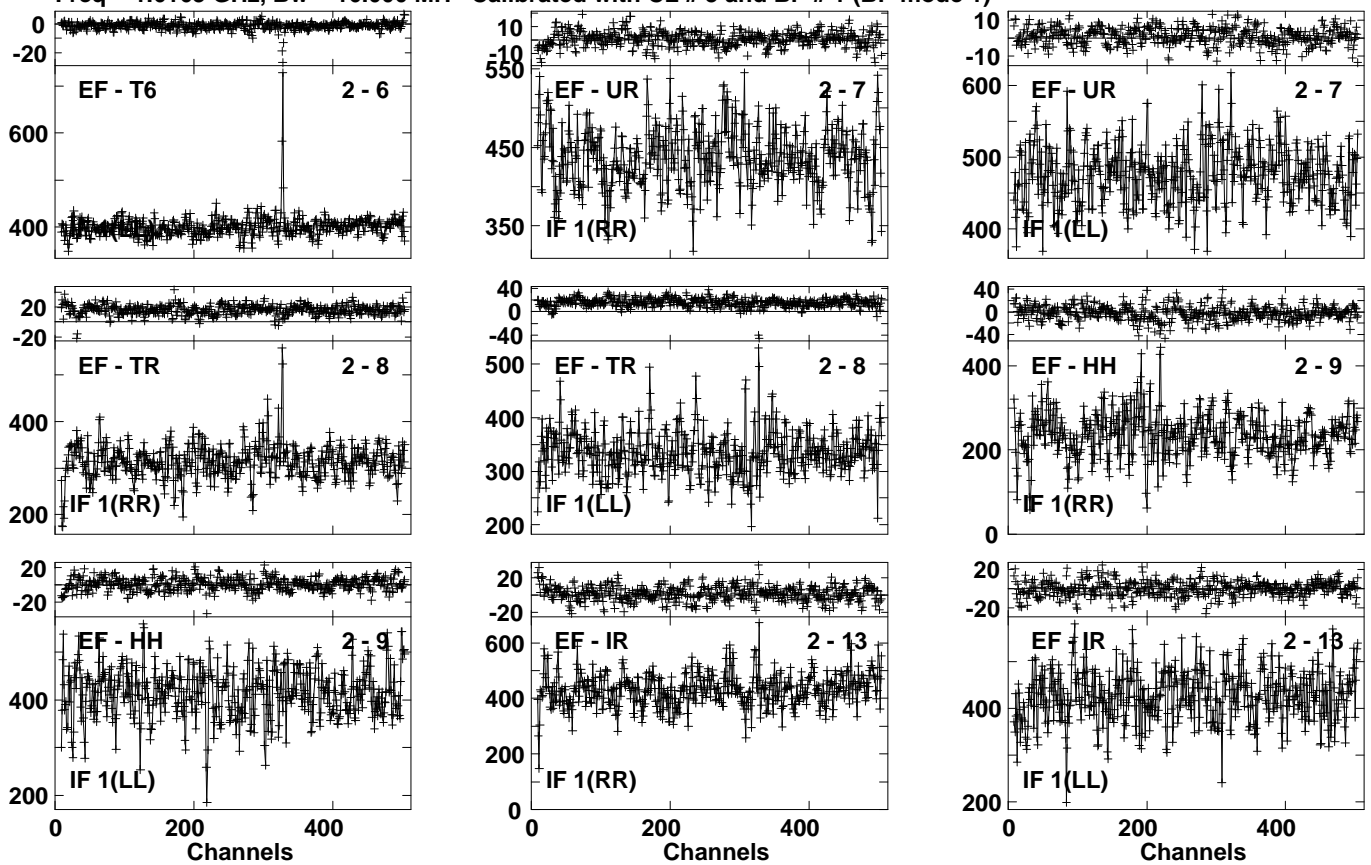


Lower frame: Ampl Jy Top frame: Phas deg
Vector averaged cross-power spectrum Several baselines displayed
Timerange: 00/01:52:01 to 00/01:52:59

Plot file version 77 created 01-FEB-2023 16:30:40

J1748+3404 EW022A 4.UVDATA.1

Freq = 1.6163 GHz, Bw = 16.000 MH Calibrated with CL # 3 and BP # 1 (BP mode 1)

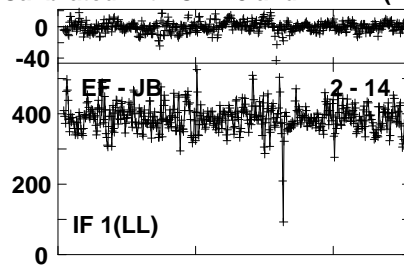
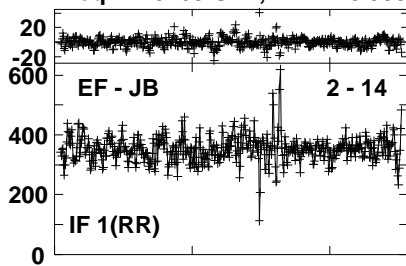


Lower frame: Milli Ampl Jy Top frame: Phas deg
Vector averaged cross-power spectrum Several baselines displayed
Timerange: 00/01:52:01 to 00/01:52:59

Plot file version 78 created 01-FEB-2023 16:30:40

J1748+3404 EW022A 4.UVDATA.1

Freq = 1.6163 GHz, Bw = 16.000 MH Calibrated with CL # 3 and BP # 1 (BP mode 1)

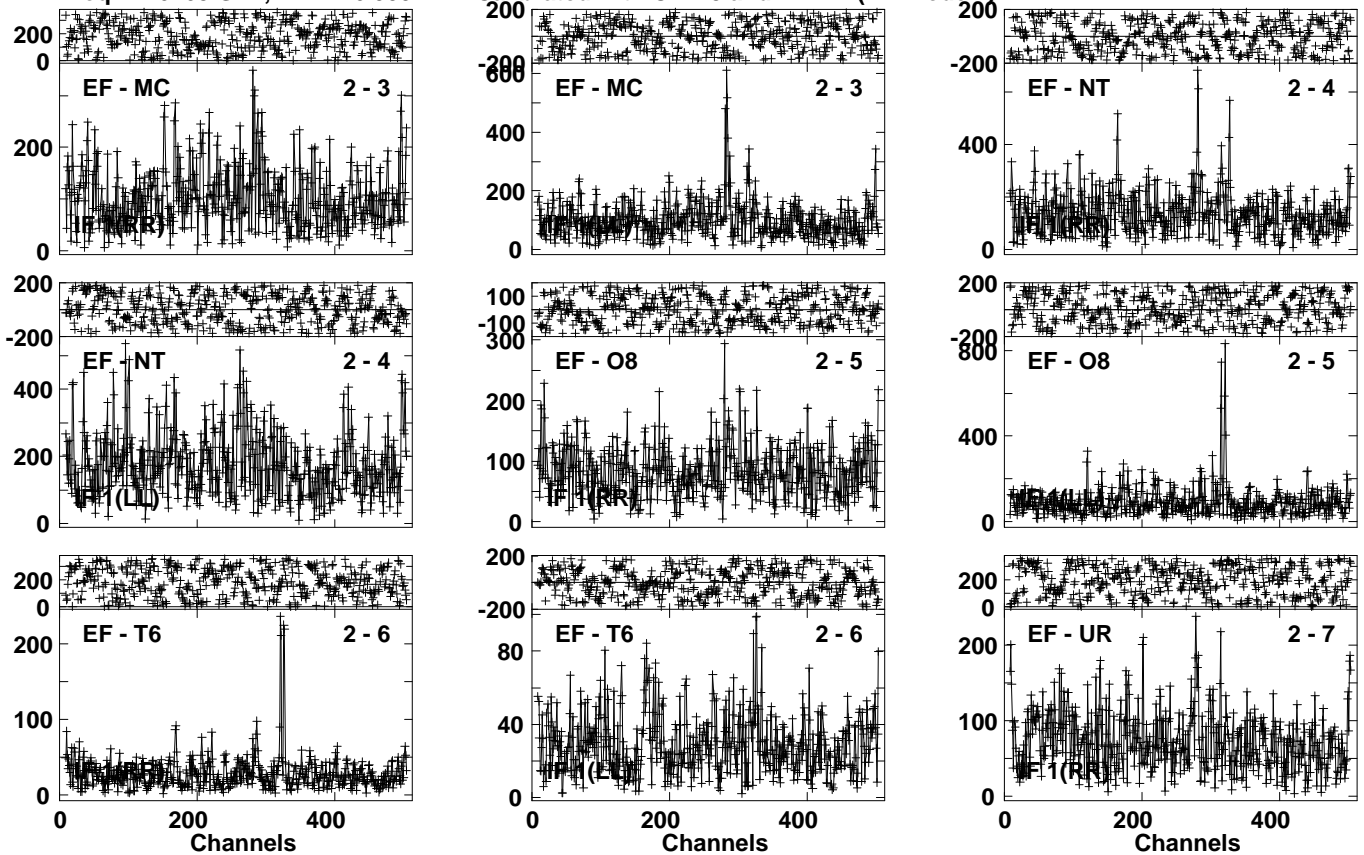


Lower frame: Milli Ampl Jy Top frame: Phas deg
Vector averaged cross-power spectrum Several baselines displayed
Timerange: 00/01:52:01 to 00/01:52:59

Plot file version 79 created 01-FEB-2023 16:30:40

IR17526N EW022A 4.UVDATA.1

Freq = 1.6163 GHz, Bw = 16.000 MH Calibrated with CL # 3 and BP # 1 (BP mode 1)

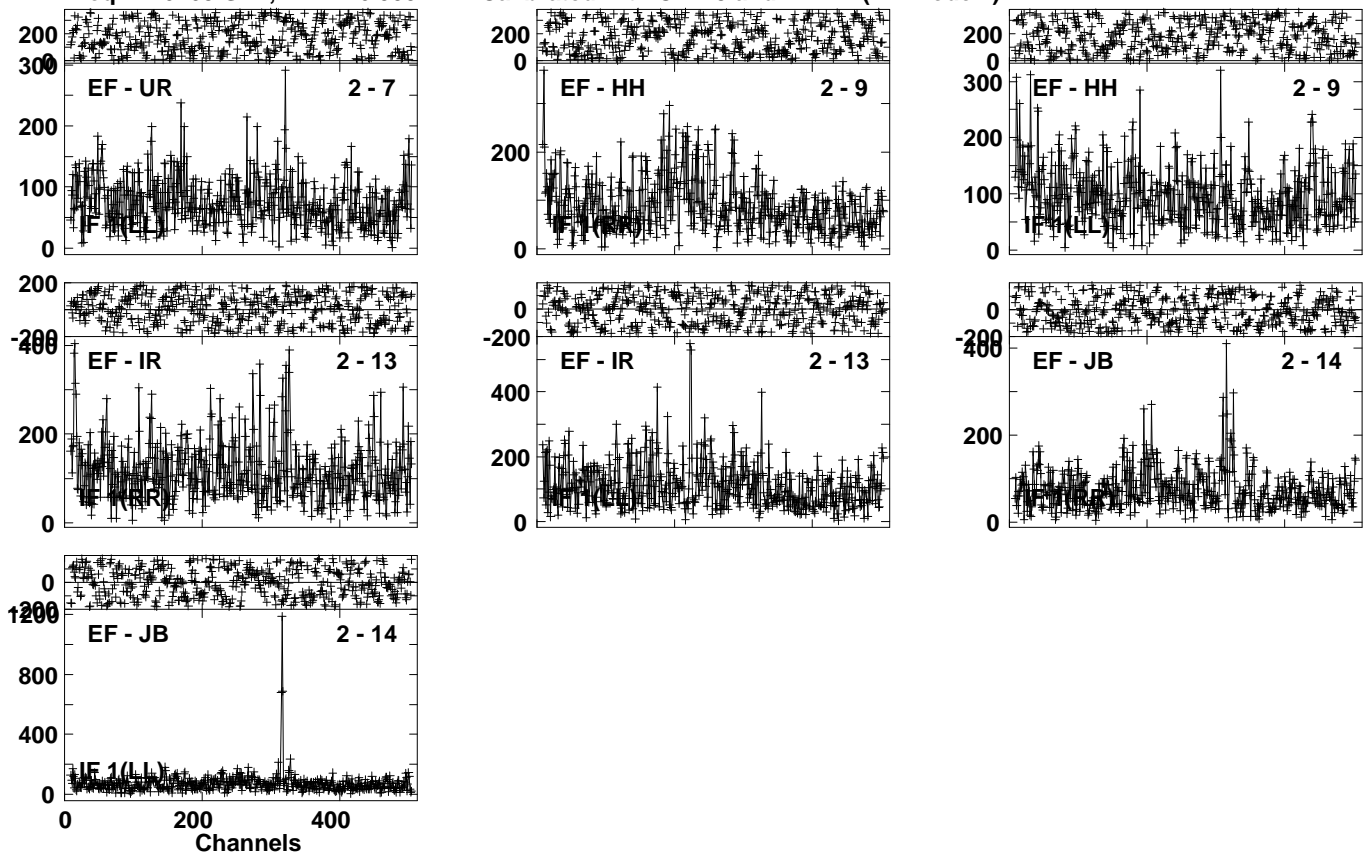


Lower frame: Milli Ampl Jy Top frame: Phas deg
Vector averaged cross-power spectrum Several baselines displayed
Timerange: 00/01:53:01 to 00/01:56:29

Plot file version 80 created 01-FEB-2023 16:30:40

IR17526N EW022A 4.UVDATA.1

Freq = 1.6163 GHz, Bw = 16.000 MH Calibrated with CL # 3 and BP # 1 (BP mode 1)

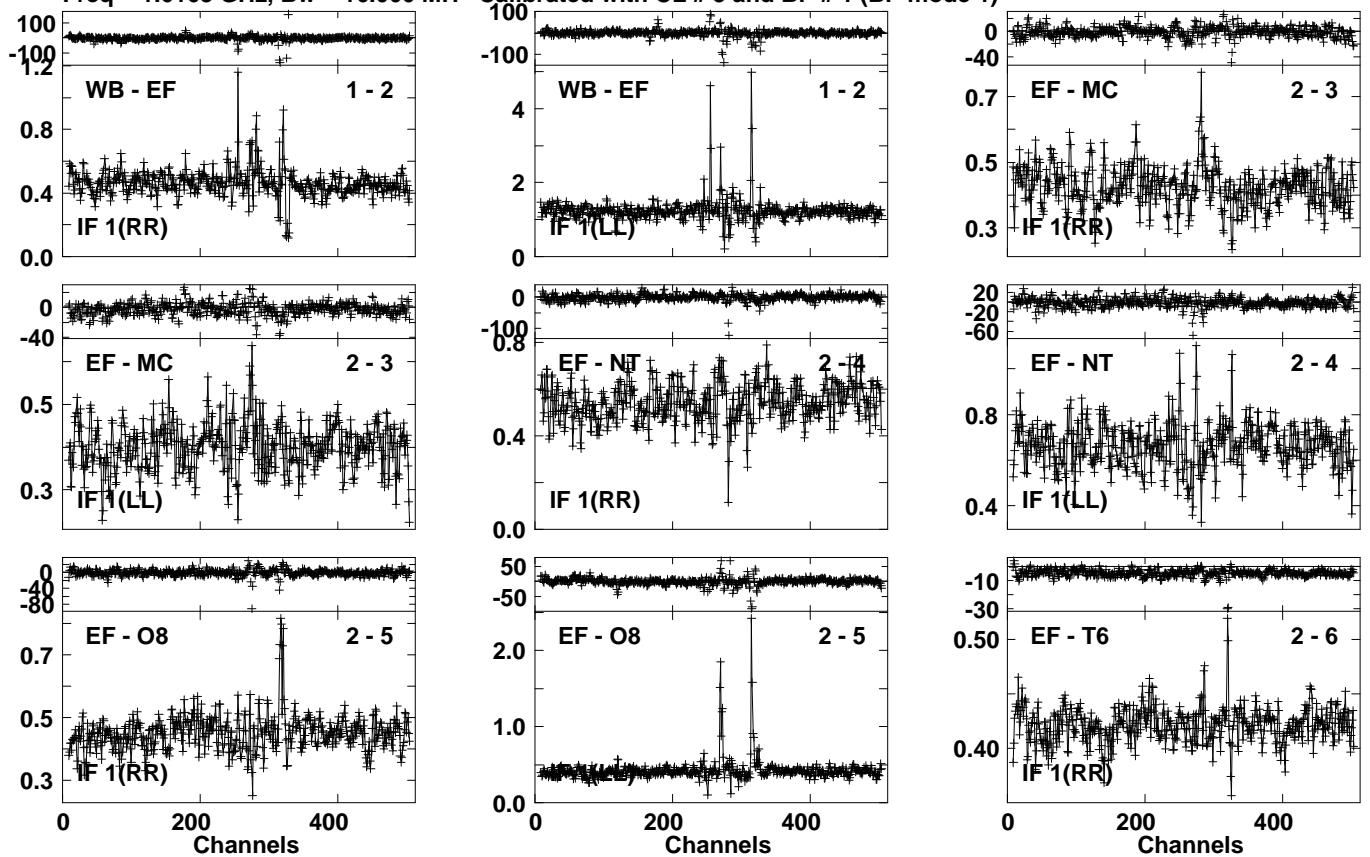


Lower frame: Milli Ampl Jy Top frame: Phas deg
Vector averaged cross-power spectrum Several baselines displayed
Timerange: 00/01:53:01 to 00/01:56:29

Plot file version 81 created 01-FEB-2023 16:30:41

J1748+3404 EW022A 4.UVDATA.1

Freq = 1.6163 GHz, Bw = 16.000 MH Calibrated with CL # 3 and BP # 1 (BP mode 1)

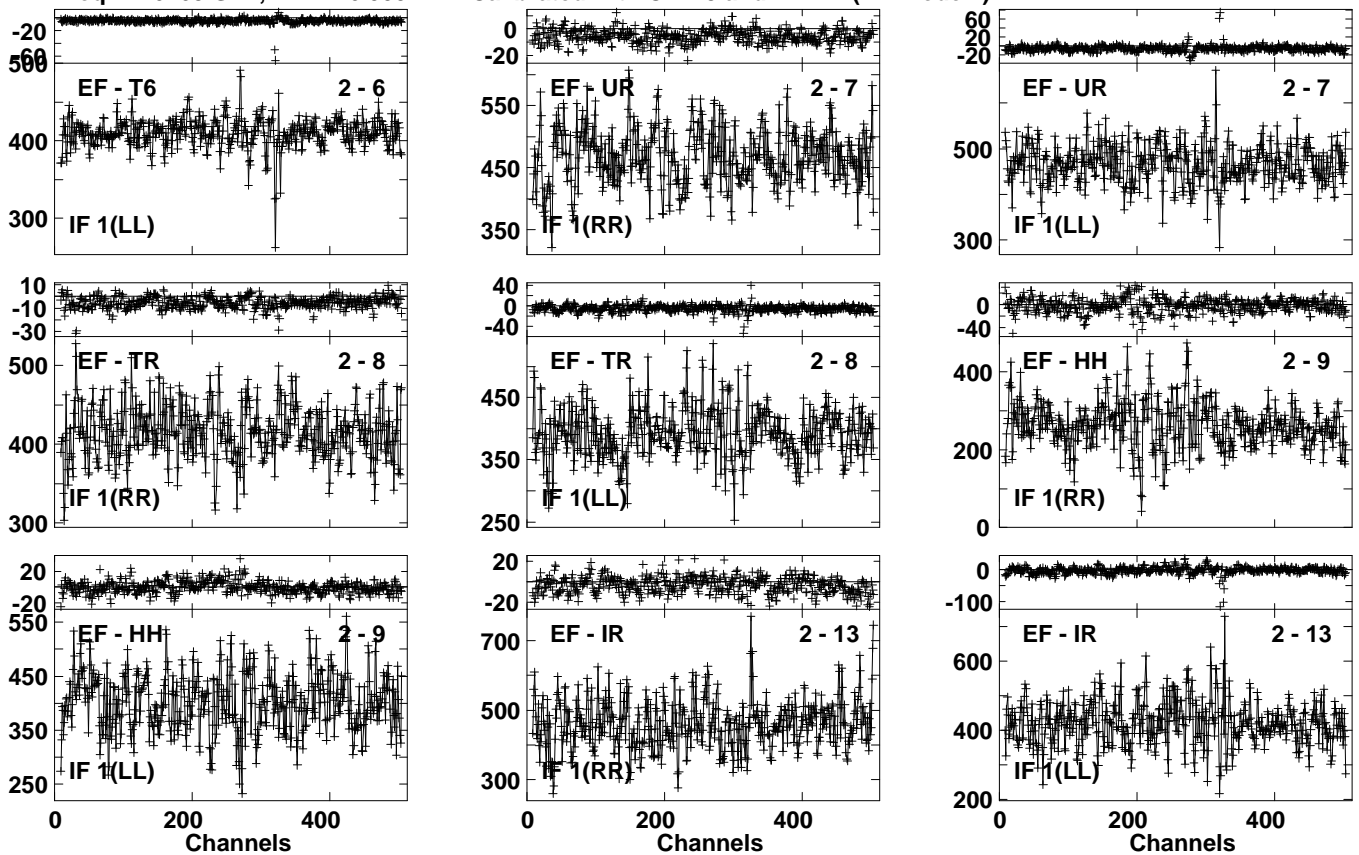


Lower frame: Ampl Jy Top frame: Phas deg
Vector averaged cross-power spectrum Several baselines displayed
Timerange: 00/01:56:31 to 00/01:57:59

Plot file version 82 created 01-FEB-2023 16:30:41

J1748+3404 EW022A 4.UVDATA.1

Freq = 1.6163 GHz, Bw = 16.000 MH Calibrated with CL # 3 and BP # 1 (BP mode 1)

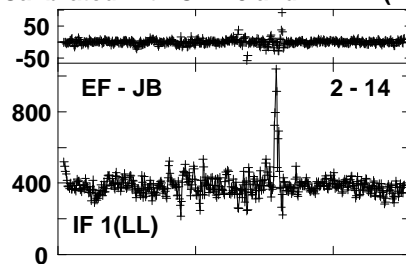
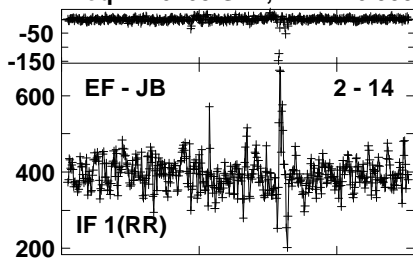


Lower frame: Milli Ampl Jy Top frame: Phas deg
Vector averaged cross-power spectrum Several baselines displayed
Timerange: 00/01:56:31 to 00/01:57:59

Plot file version 83 created 01-FEB-2023 16:30:41

J1748+3404 EW022A 4.UVDATA.1

Freq = 1.6163 GHz, Bw = 16.000 MH Calibrated with CL # 3 and BP # 1 (BP mode 1)

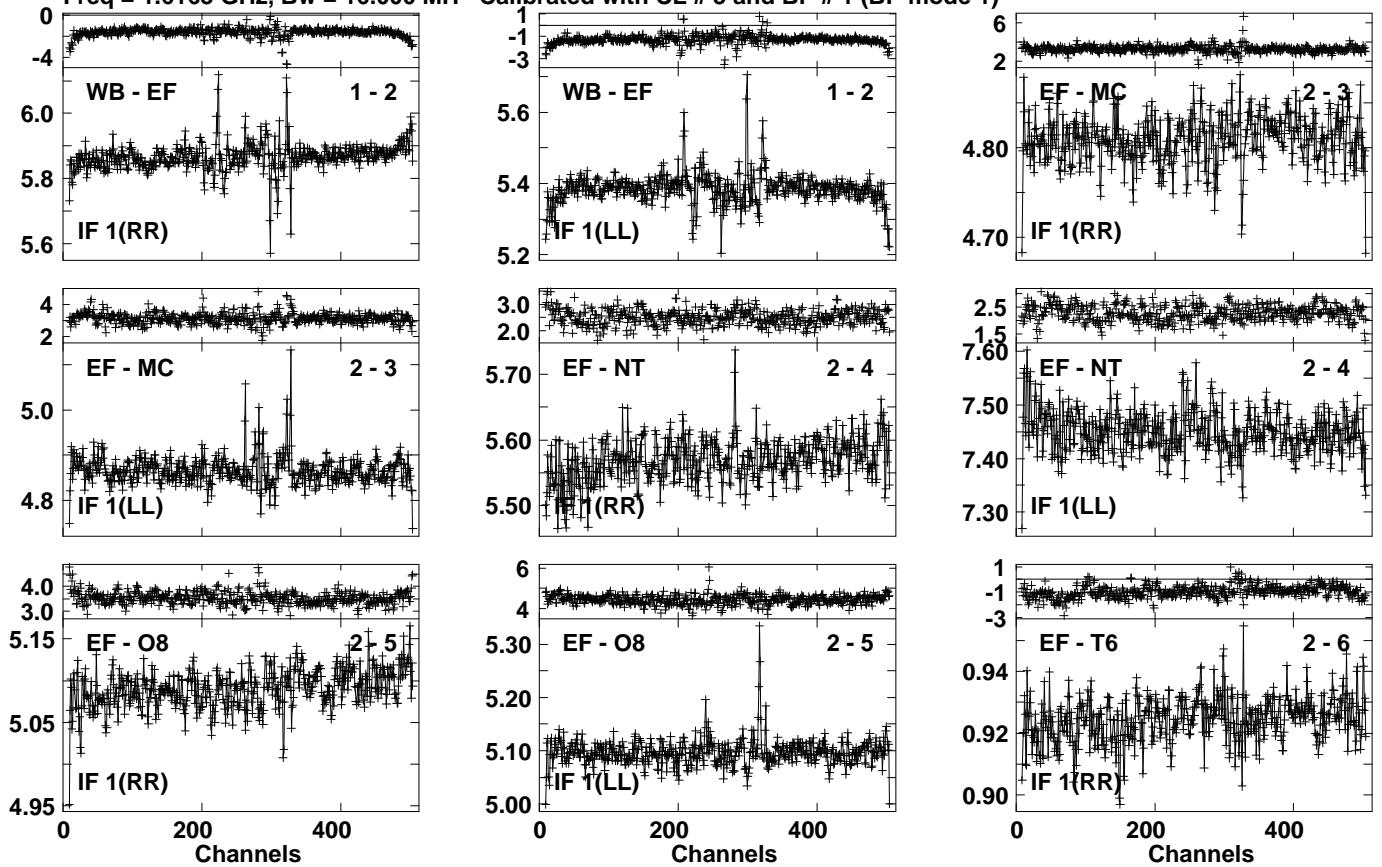


Lower frame: Milli Ampl Jy Top frame: Phas deg
Vector averaged cross-power spectrum Several baselines displayed
Timerange: 00/01:56:31 to 00/01:57:59

Plot file version 84 created 01-FEB-2023 16:30:41

3C345 EW022A 4.UVDATA.1

Freq = 1.6163 GHz, Bw = 16.000 MH Calibrated with CL # 3 and BP # 1 (BP mode 1)

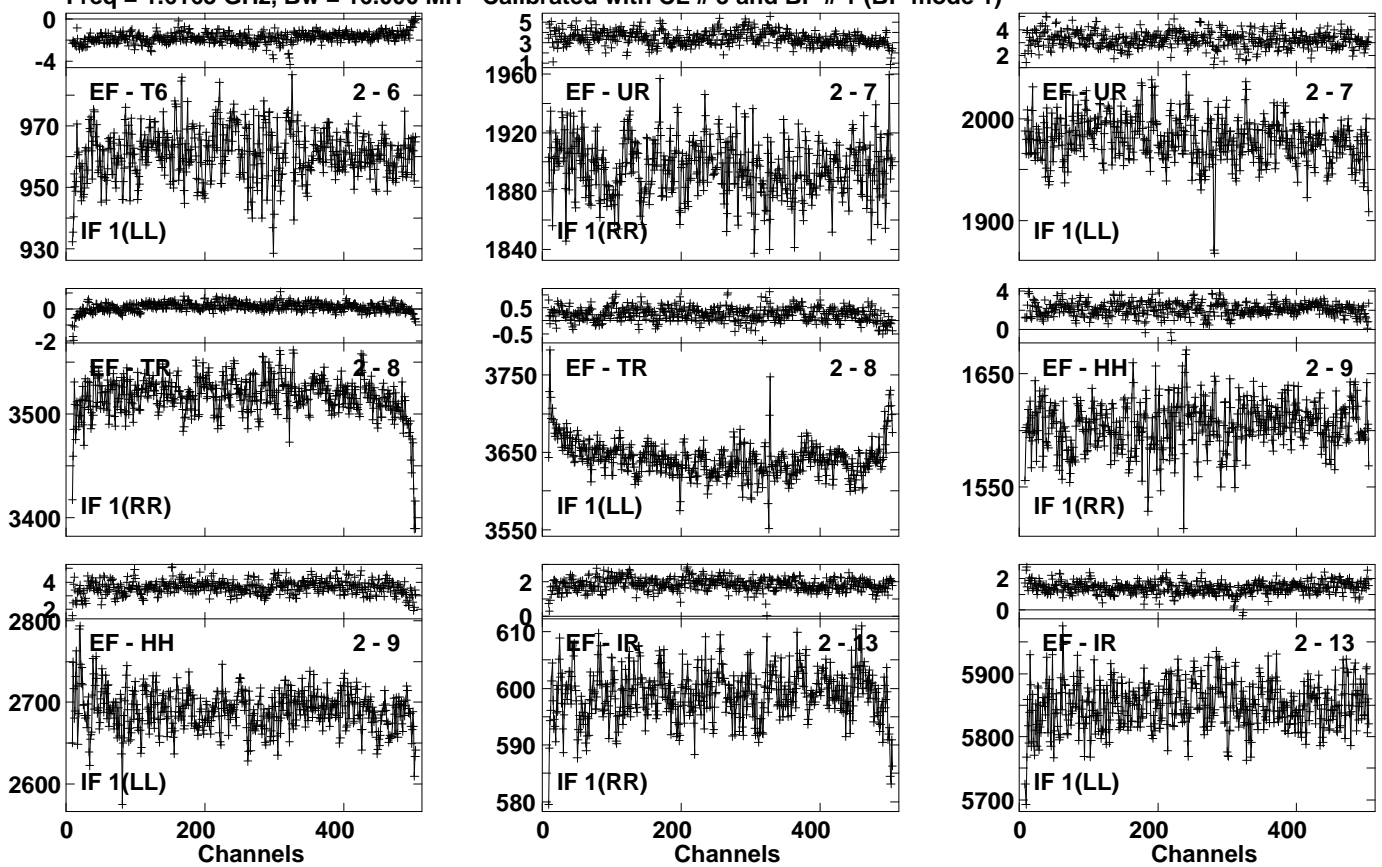


Lower frame: Ampl Jy Top frame: Phas deg
Vector averaged cross-power spectrum Several baselines displayed
Timerange: 00/01:59:36 to 00/02:02:34

Plot file version 85 created 01-FEB-2023 16:30:41

3C345 EW022A 4.UVDATA.1

Freq = 1.6163 GHz, Bw = 16.000 MH Calibrated with CL # 3 and BP # 1 (BP mode 1)

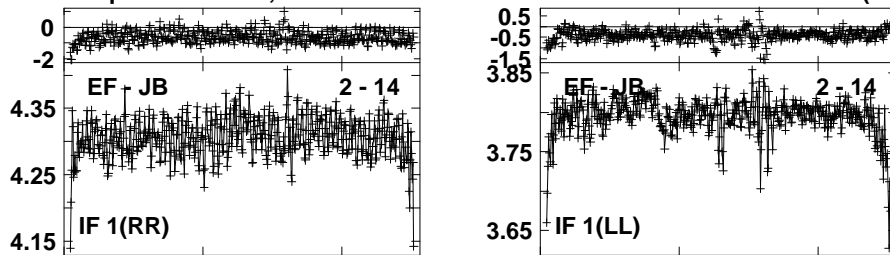


Lower frame: Milli Ampl Jy Top frame: Phas deg
Vector averaged cross-power spectrum Several baselines displayed
Timerange: 00/01:59:36 to 00/02:02:34

Plot file version 86 created 01-FEB-2023 16:30:41

3C345 EW022A 4.UVDATA.1

Freq = 1.6163 GHz, Bw = 16.000 MH Calibrated with CL # 3 and BP # 1 (BP mode 1)



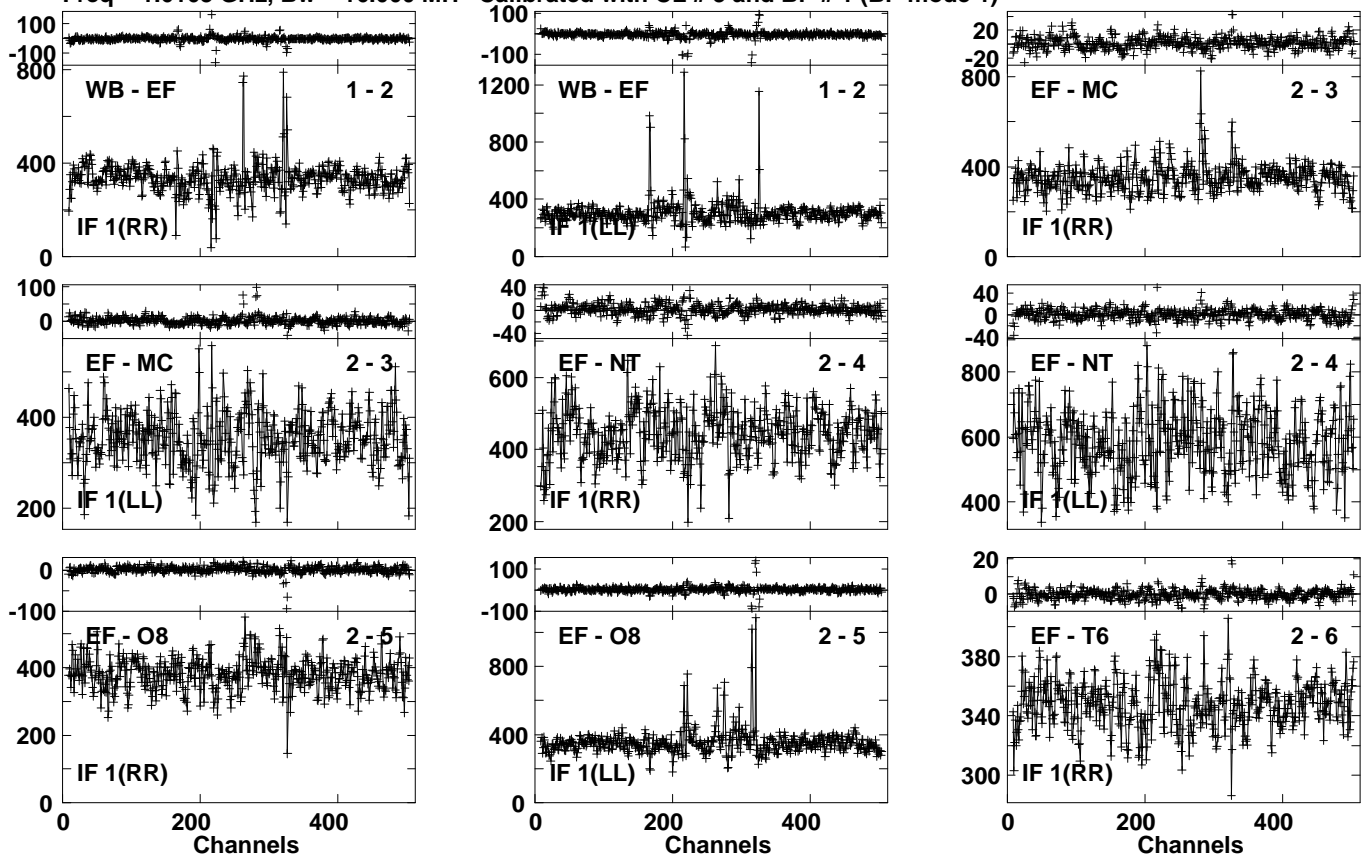
Lower frame: Ampl Jy Top frame: Phas deg
Vector averaged cross-power spectrum Several baselines displayed
Timerange: 00/01:59:36 to 00/02:02:34

Plot file version 87 created 01-FEB-2023 16:30:41

J1748+3404 EW022A 4.UVDATA.1

Freq = 1.6163 GHz, Bw = 16.000 MH

Calibrated with CL # 3 and BP # 1 (BP mode 1)

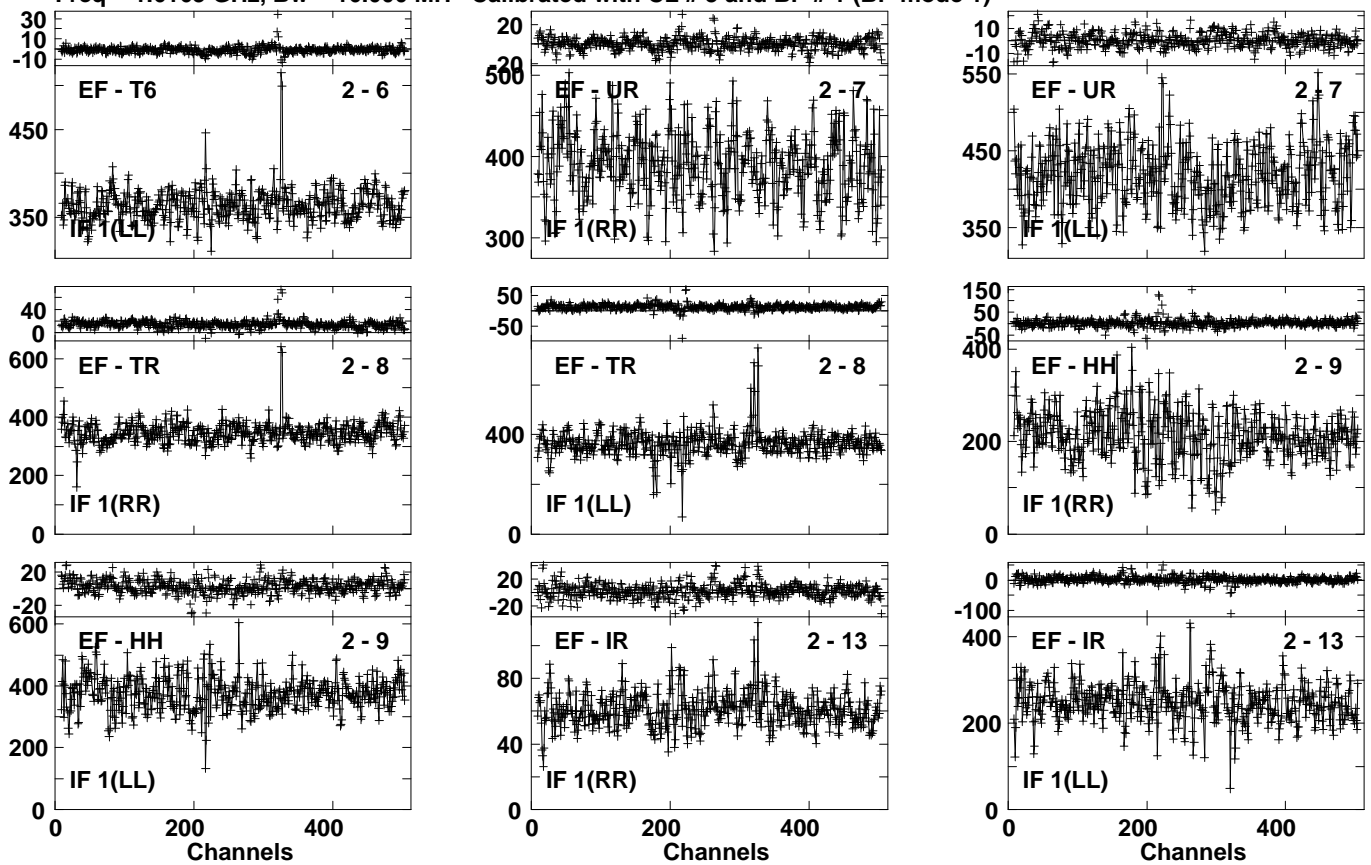


Lower frame: Milli Ampl Jy Top frame: Phas deg
Vector averaged cross-power spectrum Several baselines displayed
Timerange: 00/02:04:01 to 00/02:04:59

Plot file version 88 created 01-FEB-2023 16:30:42

J1748+3404 EW022A 4.UVDATA.1

Freq = 1.6163 GHz, Bw = 16.000 MH Calibrated with CL # 3 and BP # 1 (BP mode 1)

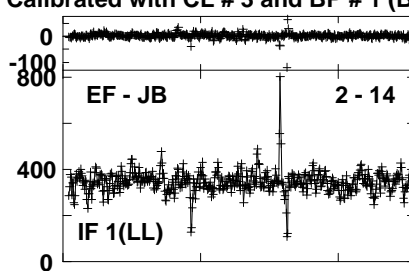
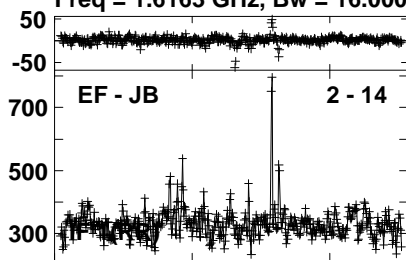


Lower frame: Milli Ampl Jy Top frame: Phas deg
Vector averaged cross-power spectrum Several baselines displayed
Timerange: 00/02:04:01 to 00/02:04:59

Plot file version 89 created 01-FEB-2023 16:30:42

J1748+3404 EW022A 4.UVDATA.1

Freq = 1.6163 GHz, Bw = 16.000 MH Calibrated with CL # 3 and BP # 1 (BP mode 1)

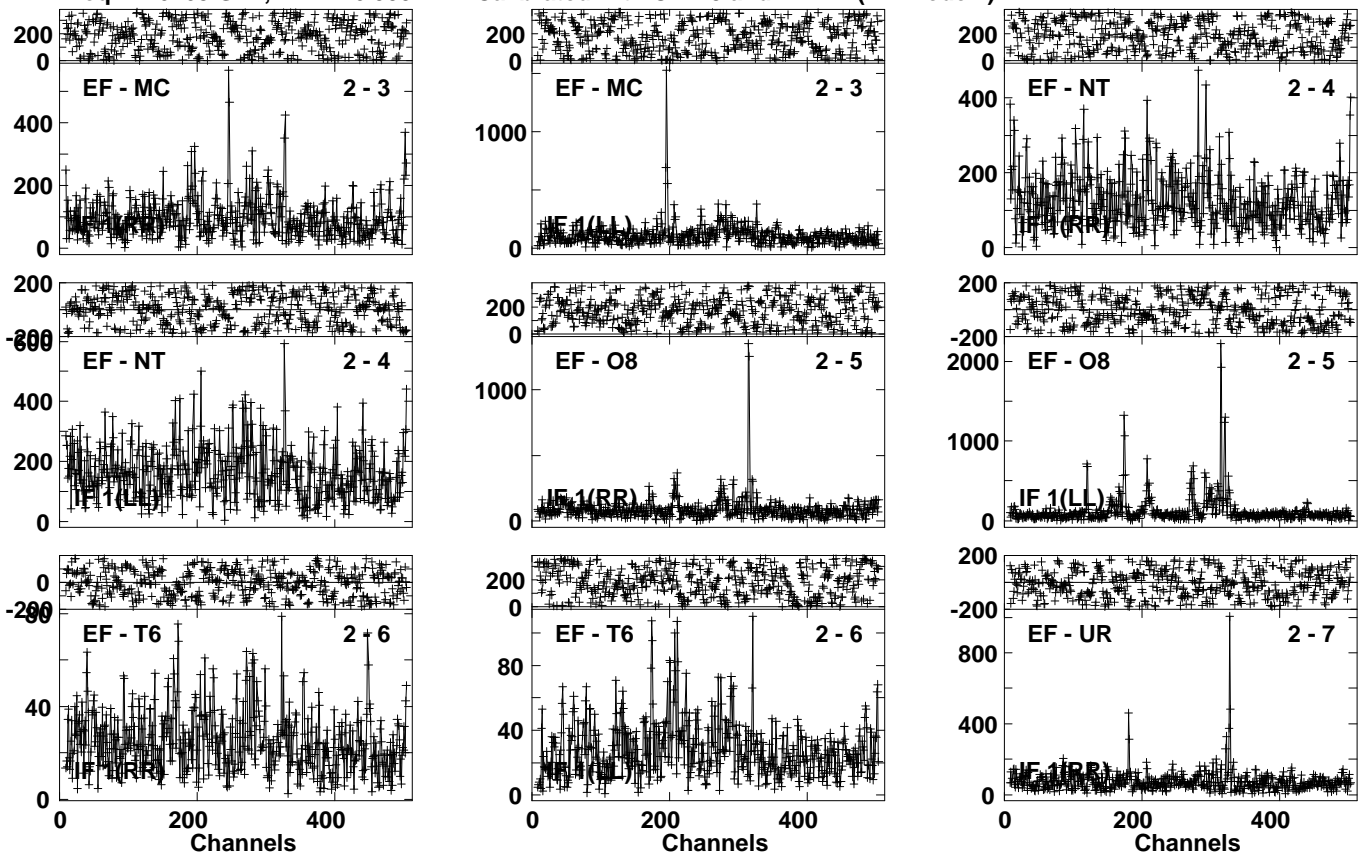


Lower frame: Milli Ampl Jy Top frame: Phas deg
Vector averaged cross-power spectrum Several baselines displayed
Timerange: 00/02:04:01 to 00/02:04:59

Plot file version 90 created 01-FEB-2023 16:30:42

IR17526N EW022A 4.UVDATA.1

Freq = 1.6163 GHz, Bw = 16.000 MH Calibrated with CL # 3 and BP # 1 (BP mode 1)

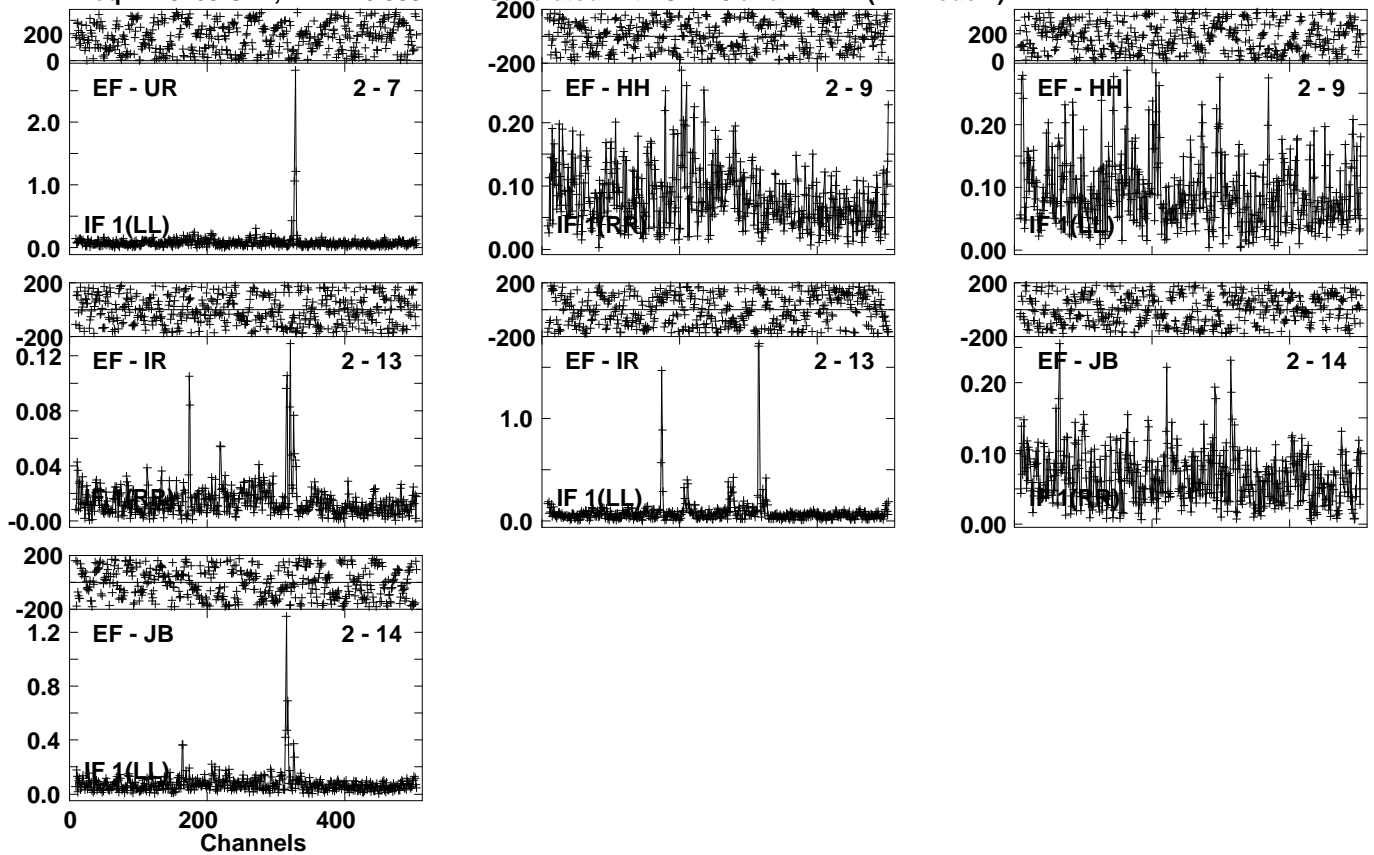


Lower frame: Milli Ampl Jy Top frame: Phas deg
Vector averaged cross-power spectrum Several baselines displayed
Timerange: 00/02:05:01 to 00/02:08:29

Plot file version 91 created 01-FEB-2023 16:30:42

IR17526N EW022A 4.UVDATA.1

Freq = 1.6163 GHz, Bw = 16.000 MH Calibrated with CL # 3 and BP # 1 (BP mode 1)



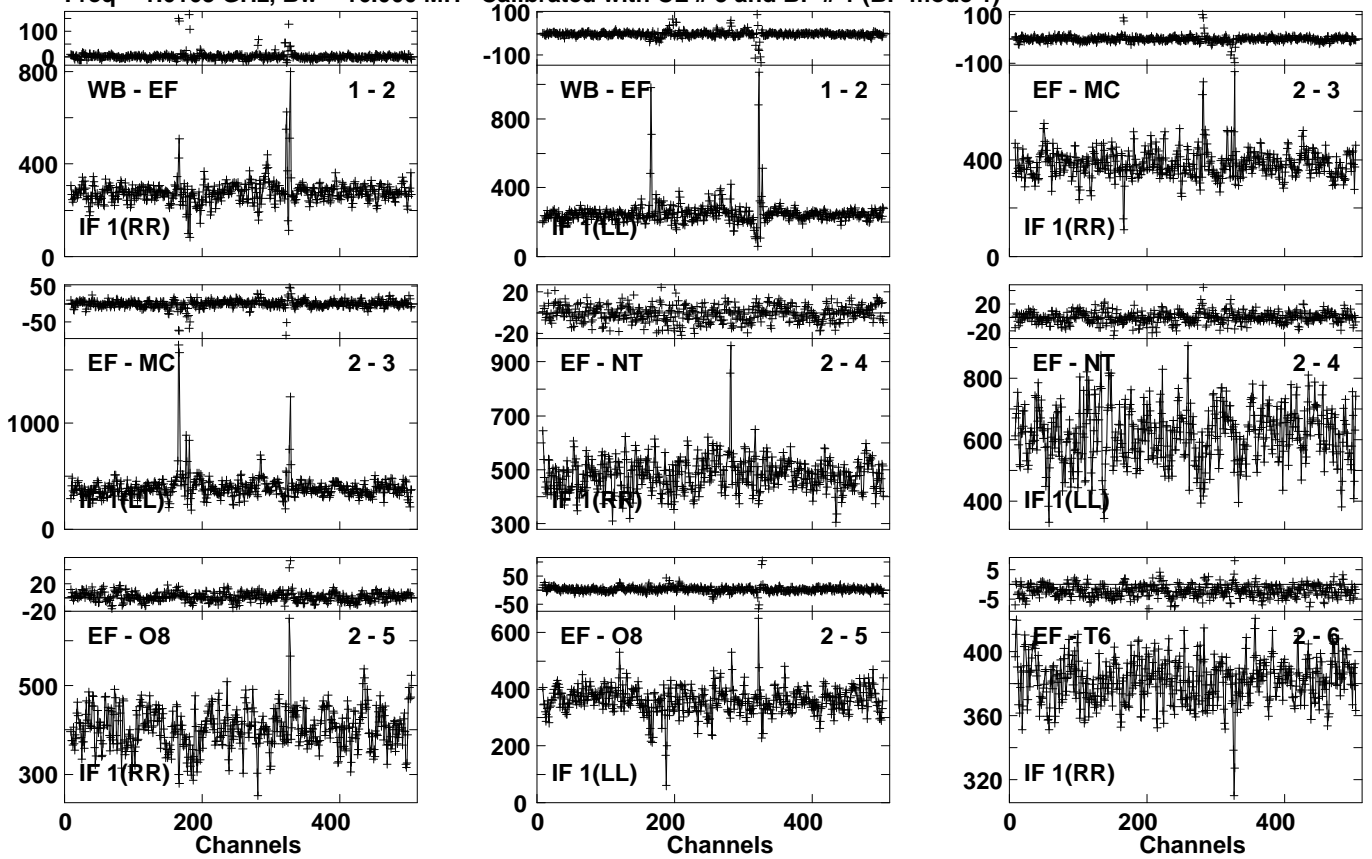
Lower frame: Ampl Jy Top frame: Phas deg
Vector averaged cross-power spectrum Several baselines displayed
Timerange: 00/02:05:01 to 00/02:08:29

Plot file version 92 created 01-FEB-2023 16:30:42

J1748+3404 EW022A 4.UVDATA.1

Freq = 1.6163 GHz, Bw = 16.000 MH

Calibrated with CL # 3 and BP # 1 (BP mode 1)



Lower frame: Milli Ampl Jy Top frame: Phas deg

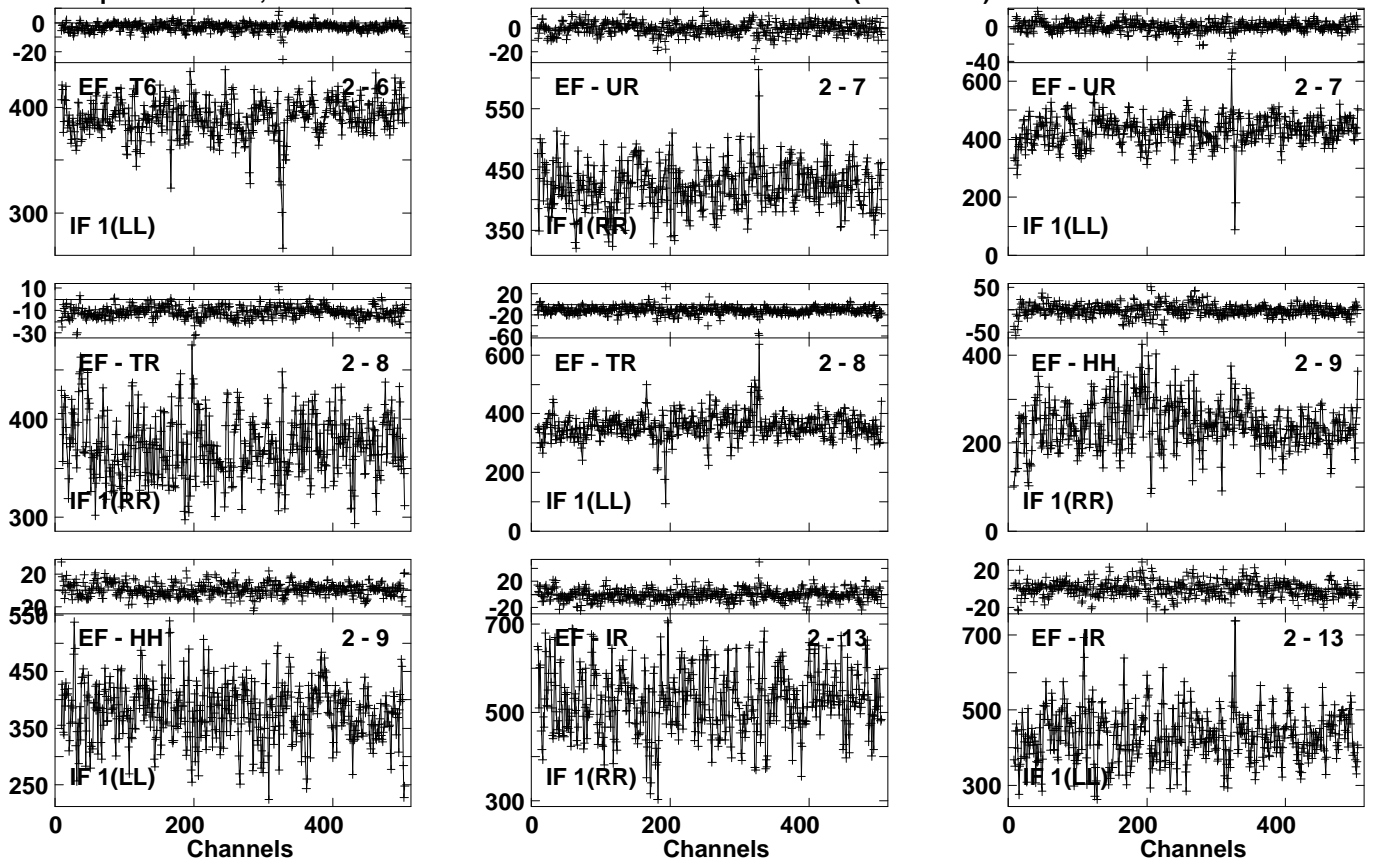
Vector averaged cross-power spectrum Several baselines displayed

Timerange: 00/02:09:01 to 00/02:09:59

Plot file version 93 created 01-FEB-2023 16:30:43

J1748+3404 EW022A 4.UVDATA.1

Freq = 1.6163 GHz, Bw = 16.000 MH Calibrated with CL # 3 and BP # 1 (BP mode 1)

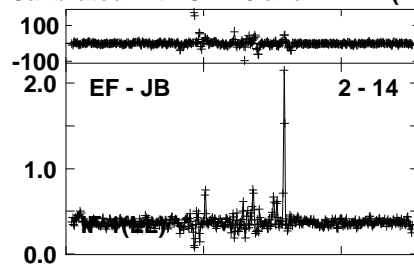
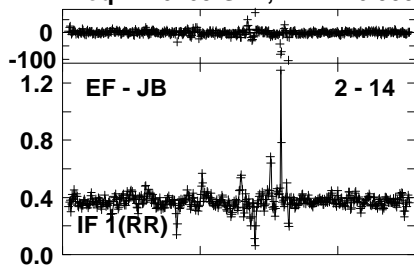


Lower frame: Milli Ampl Jy Top frame: Phas deg
Vector averaged cross-power spectrum Several baselines displayed
Timerange: 00/02:09:01 to 00/02:09:59

Plot file version 94 created 01-FEB-2023 16:30:43

J1748+3404 EW022A 4.UVDATA.1

Freq = 1.6163 GHz, Bw = 16.000 MH Calibrated with CL # 3 and BP # 1 (BP mode 1)

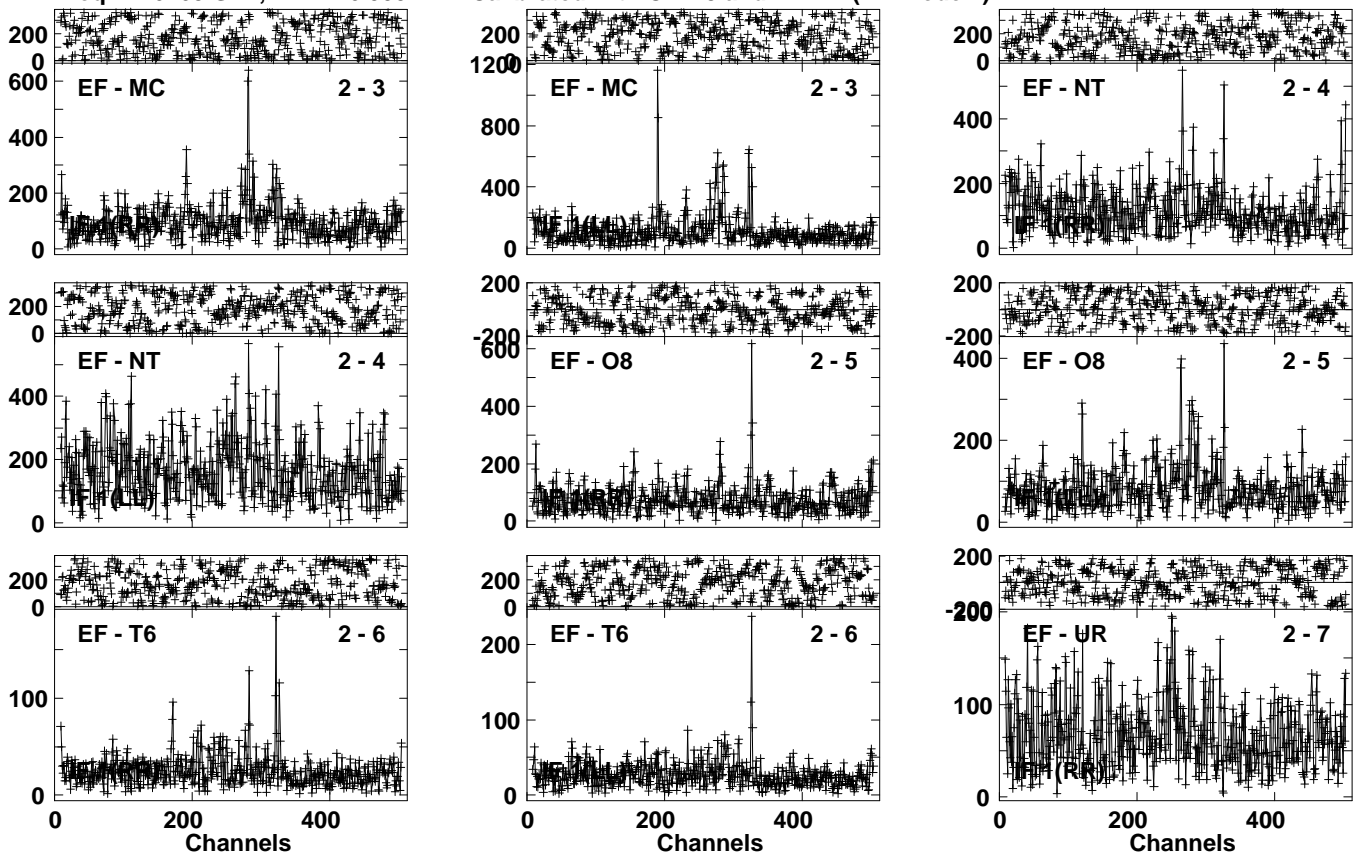


Lower frame: Ampl Jy Top frame: Phas deg
Vector averaged cross-power spectrum Several baselines displayed
Timerange: 00/02:09:01 to 00/02:09:59

Plot file version 95 created 01-FEB-2023 16:30:43

IR17526N EW022A 4.UVDATA.1

Freq = 1.6163 GHz, Bw = 16.000 MH Calibrated with CL # 3 and BP # 1 (BP mode 1)

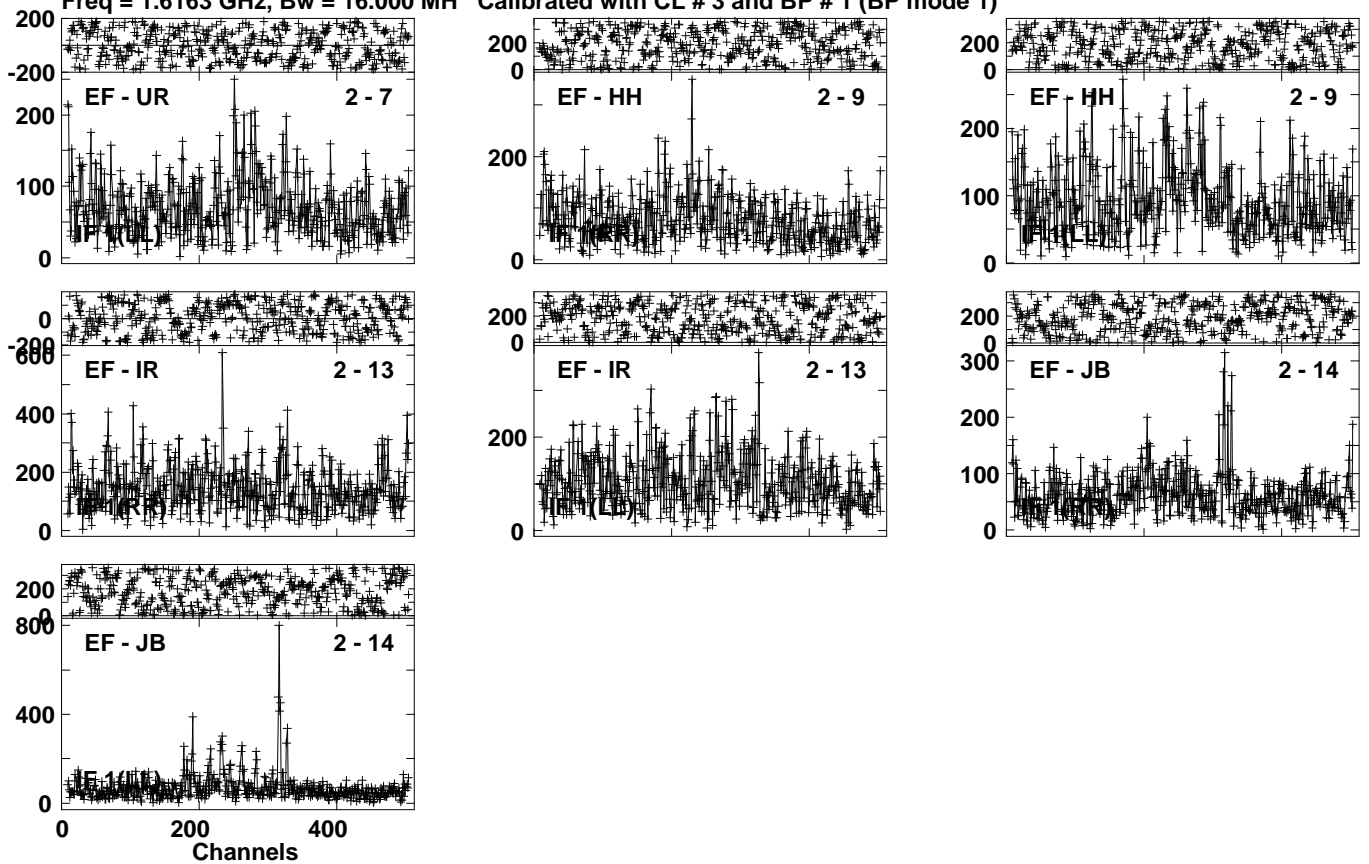


Lower frame: Milli Ampl Jy Top frame: Phas deg
Vector averaged cross-power spectrum Several baselines displayed
Timerange: 00/02:10:01 to 00/02:13:29

Plot file version 96 created 01-FEB-2023 16:30:43

IR17526N EW022A 4.UVDATA.1

Freq = 1.6163 GHz, Bw = 16.000 MH Calibrated with CL # 3 and BP # 1 (BP mode 1)



Lower frame: Milli Ampl Jy Top frame: Phas deg

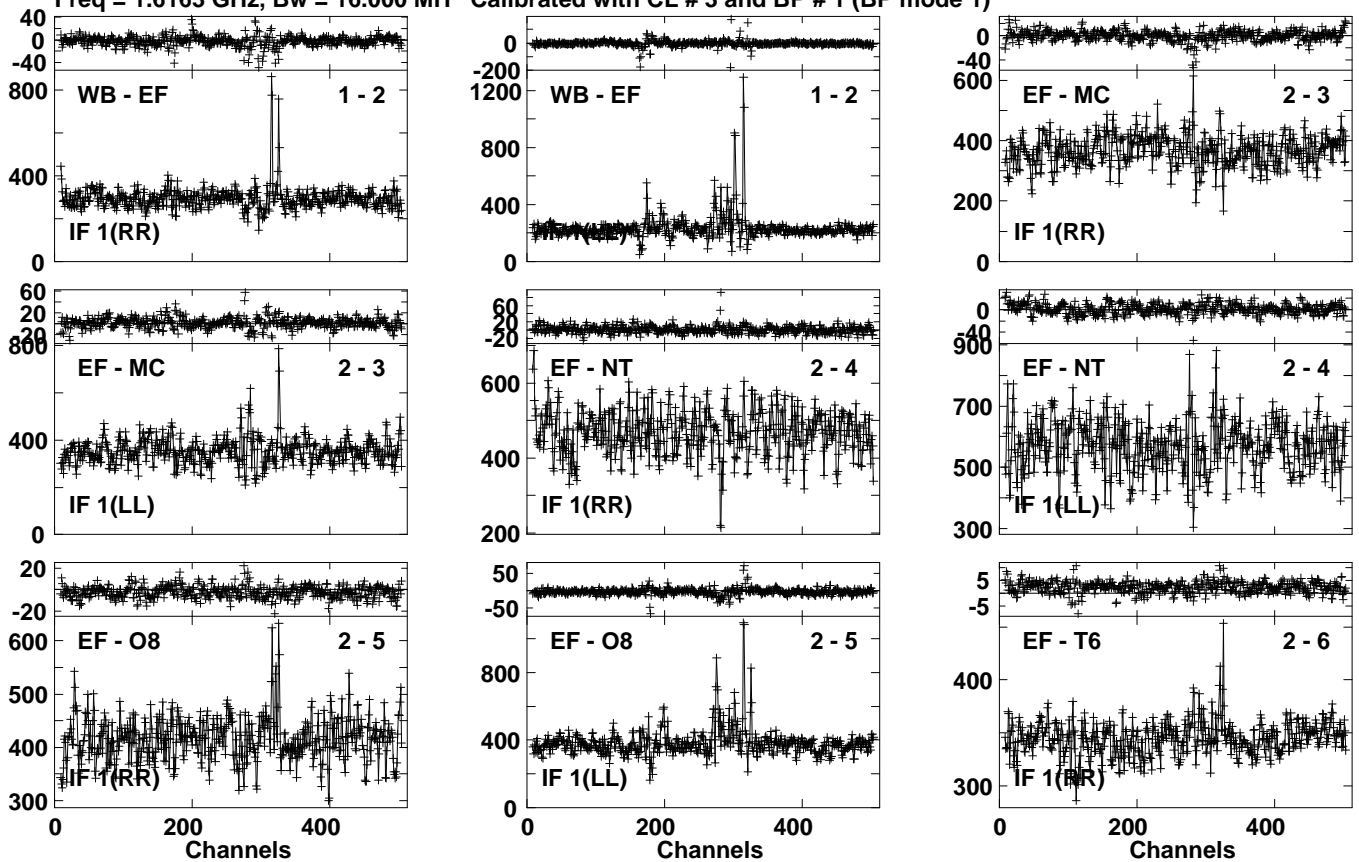
Vector averaged cross-power spectrum Several baselines displayed

Timerange: 00/02:10:01 to 00/02:13:29

Plot file version 97 created 01-FEB-2023 16:30:43

J1748+3404 EW022A 4.UVDATA.1

Freq = 1.6163 GHz, Bw = 16.000 MH Calibrated with CL # 3 and BP # 1 (BP mode 1)

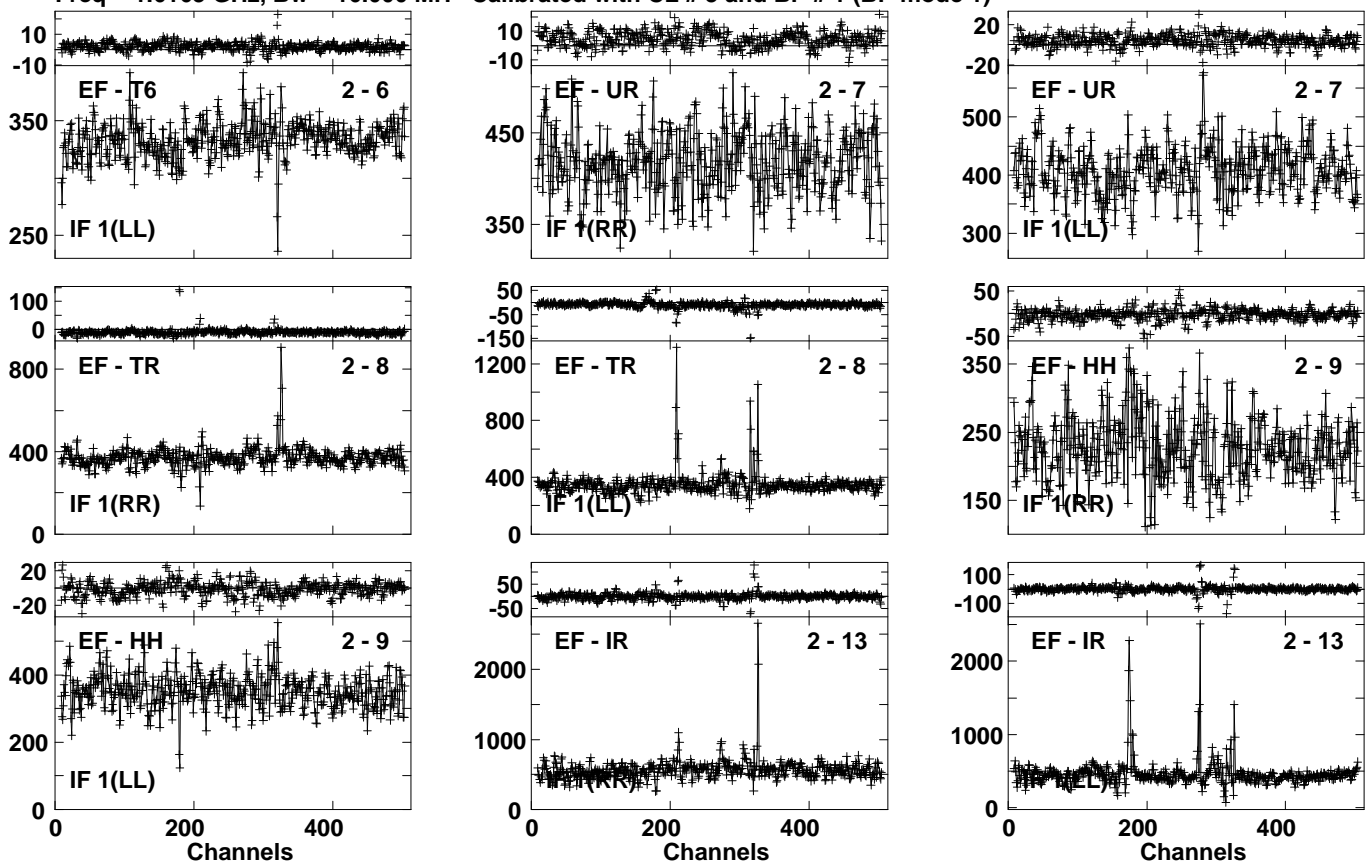


Lower frame: Milli Ampl Jy Top frame: Phas deg
Vector averaged cross-power spectrum Several baselines displayed
Timerange: 00/02:13:31 to 00/02:14:59

Plot file version 98 created 01-FEB-2023 16:30:43

J1748+3404 EW022A 4.UVDATA.1

Freq = 1.6163 GHz, Bw = 16.000 MH Calibrated with CL # 3 and BP # 1 (BP mode 1)

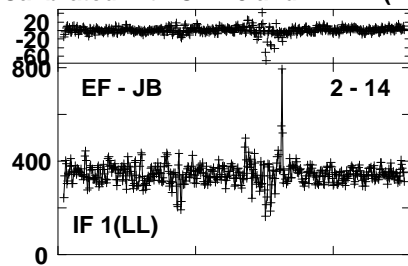
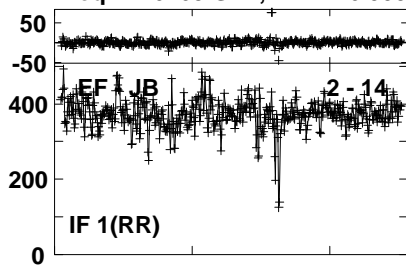


Lower frame: Milli Ampl Jy Top frame: Phas deg
Vector averaged cross-power spectrum Several baselines displayed
Timerange: 00/02:13:31 to 00/02:14:59

Plot file version 99 created 01-FEB-2023 16:30:44

J1748+3404 EW022A 4.UVDATA.1

Freq = 1.6163 GHz, Bw = 16.000 MH Calibrated with CL # 3 and BP # 1 (BP mode 1)

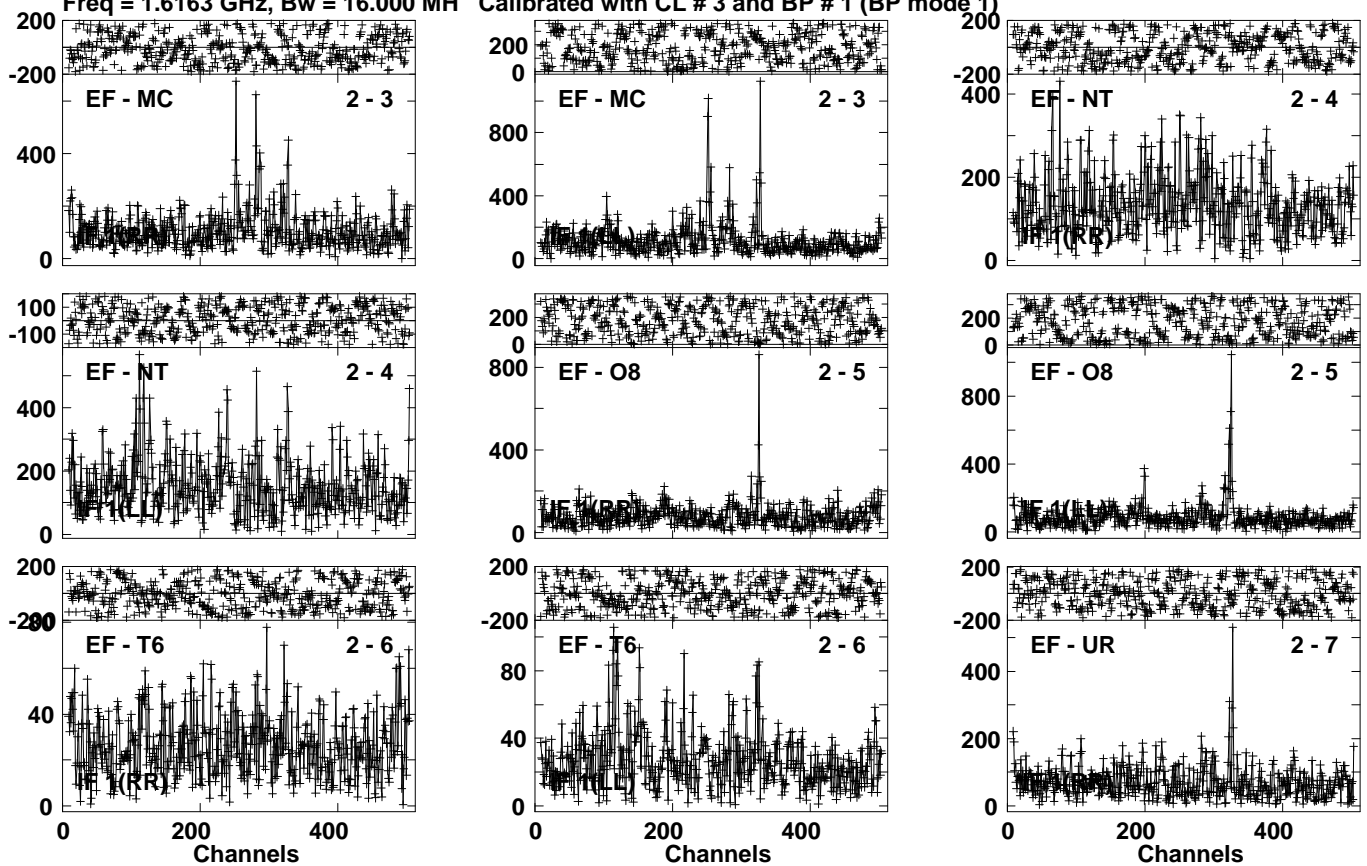


Lower frame: Milli Ampl Jy Top frame: Phas deg
Vector averaged cross-power spectrum Several baselines displayed
Timerange: 00/02:13:31 to 00/02:14:59

Plot file version 100 created 01-FEB-2023 16:30:44

IR17526N EW022A 4.UVDATA.1

Freq = 1.6163 GHz, Bw = 16.000 MH Calibrated with CL # 3 and BP # 1 (BP mode 1)

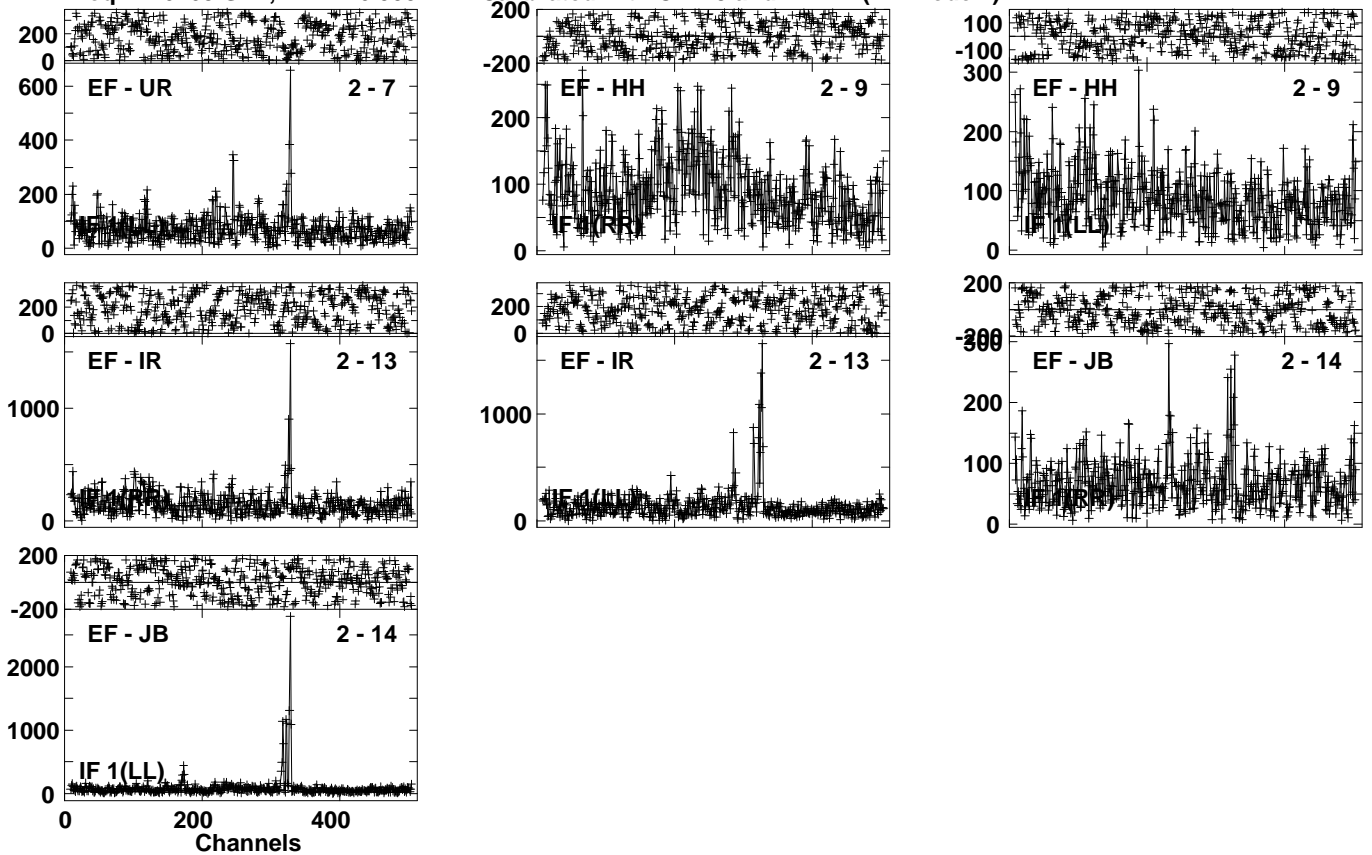


Lower frame: Milli Ampl Jy Top frame: Phas deg
Vector averaged cross-power spectrum Several baselines displayed
Timerange: 00/02:15:01 to 00/02:18:29

Plot file version 101 created 01-FEB-2023 16:30:44

IR17526N EW022A 4.UVDATA.1

Freq = 1.6163 GHz, Bw = 16.000 MH Calibrated with CL # 3 and BP # 1 (BP mode 1)

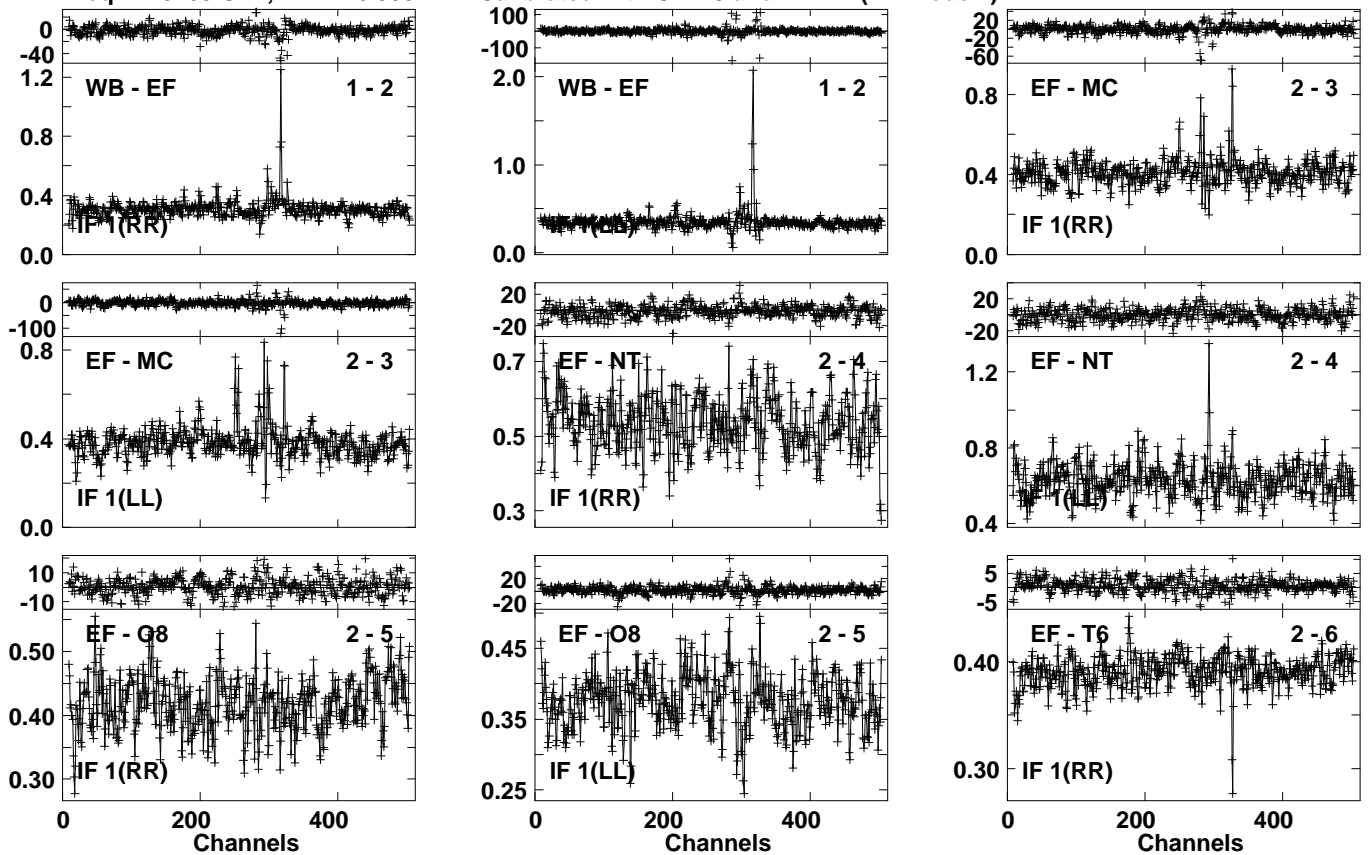


Lower frame: Milli Ampl Jy Top frame: Phas deg
Vector averaged cross-power spectrum Several baselines displayed
Timerange: 00/02:15:01 to 00/02:18:29

Plot file version 102 created 01-FEB-2023 16:30:44

J1748+3404 EW022A 4.UVDATA.1

Freq = 1.6163 GHz, Bw = 16.000 MH Calibrated with CL # 3 and BP # 1 (BP mode 1)

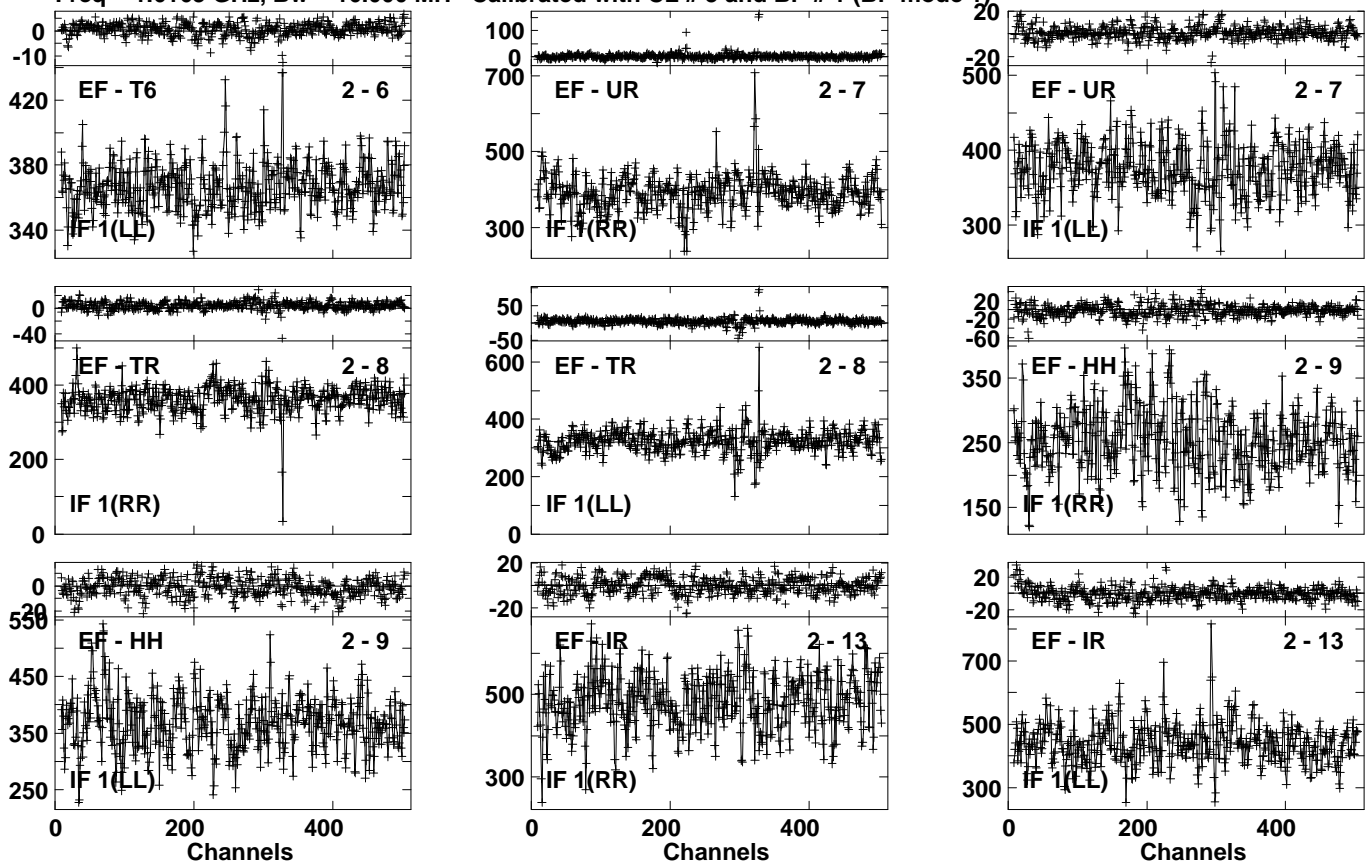


Lower frame: Ampl Jy Top frame: Phas deg
Vector averaged cross-power spectrum Several baselines displayed
Timerange: 00/02:19:01 to 00/02:19:59

Plot file version 103 created 01-FEB-2023 16:30:44

J1748+3404 EW022A 4.UVDATA.1

Freq = 1.6163 GHz, Bw = 16.000 MH Calibrated with CL # 3 and BP # 1 (BP mode 1)

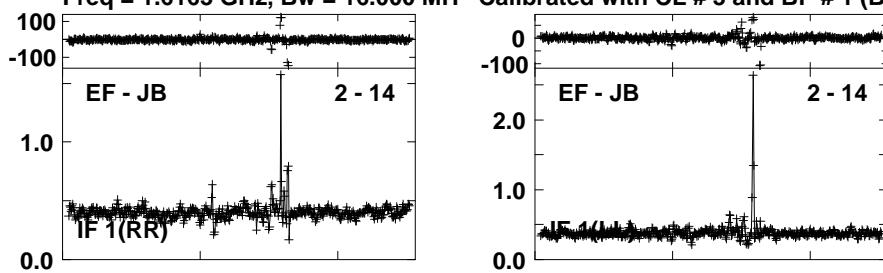


Lower frame: Milli Ampl Jy Top frame: Phas deg
Vector averaged cross-power spectrum Several baselines displayed
Timerange: 00/02:19:01 to 00/02:19:59

Plot file version 104 created 01-FEB-2023 16:30:45

J1748+3404 EW022A 4.UVDATA.1

Freq = 1.6163 GHz, Bw = 16.000 MH Calibrated with CL # 3 and BP # 1 (BP mode 1)



Lower frame: Ampl Jy Top frame: Phas deg

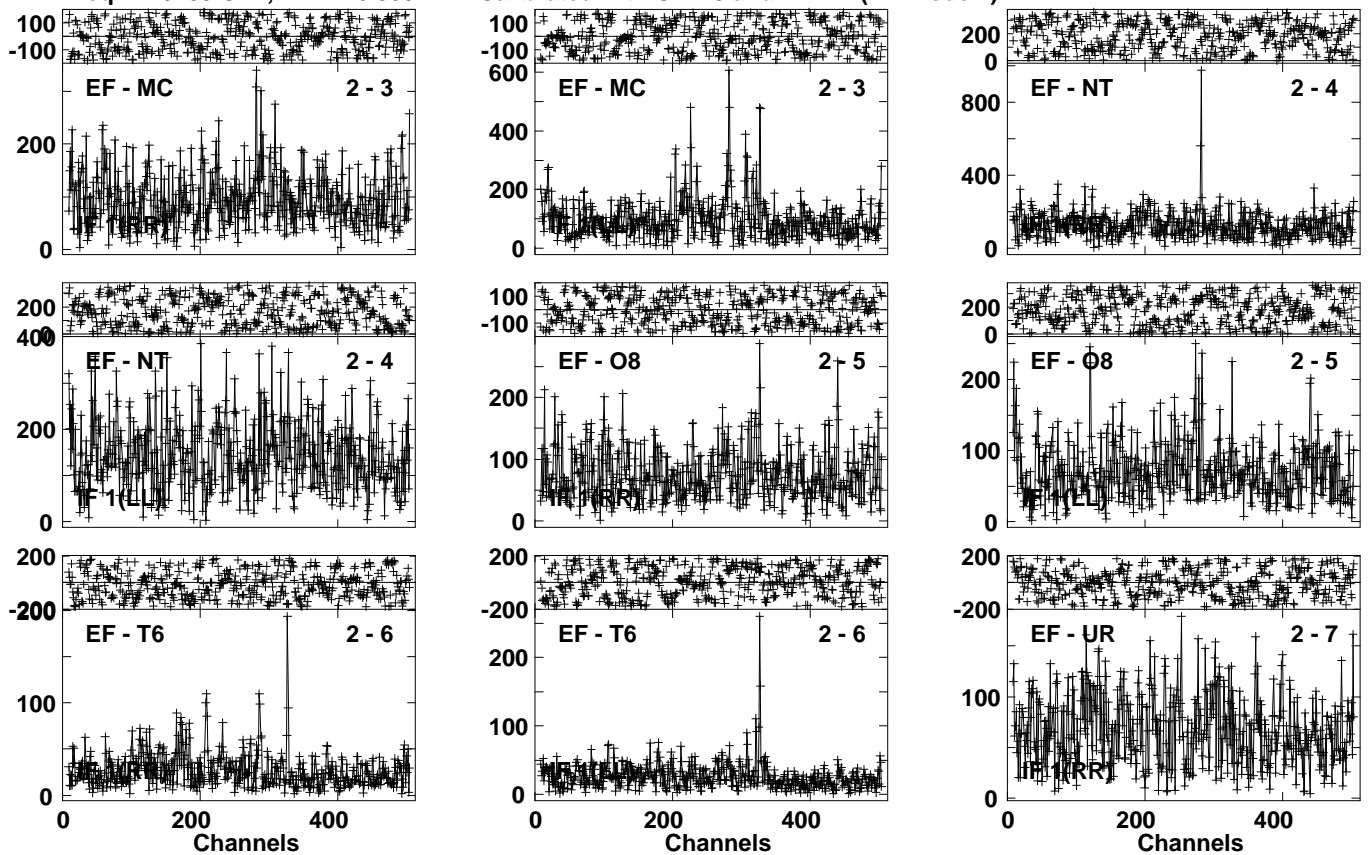
Vector averaged cross-power spectrum Several baselines displayed

Timerange: 00/02:19:01 to 00/02:19:59

Plot file version 105 created 01-FEB-2023 16:30:45

IR17526N EW022A 4.UVDATA.1

Freq = 1.6163 GHz, Bw = 16.000 MH Calibrated with CL # 3 and BP # 1 (BP mode 1)

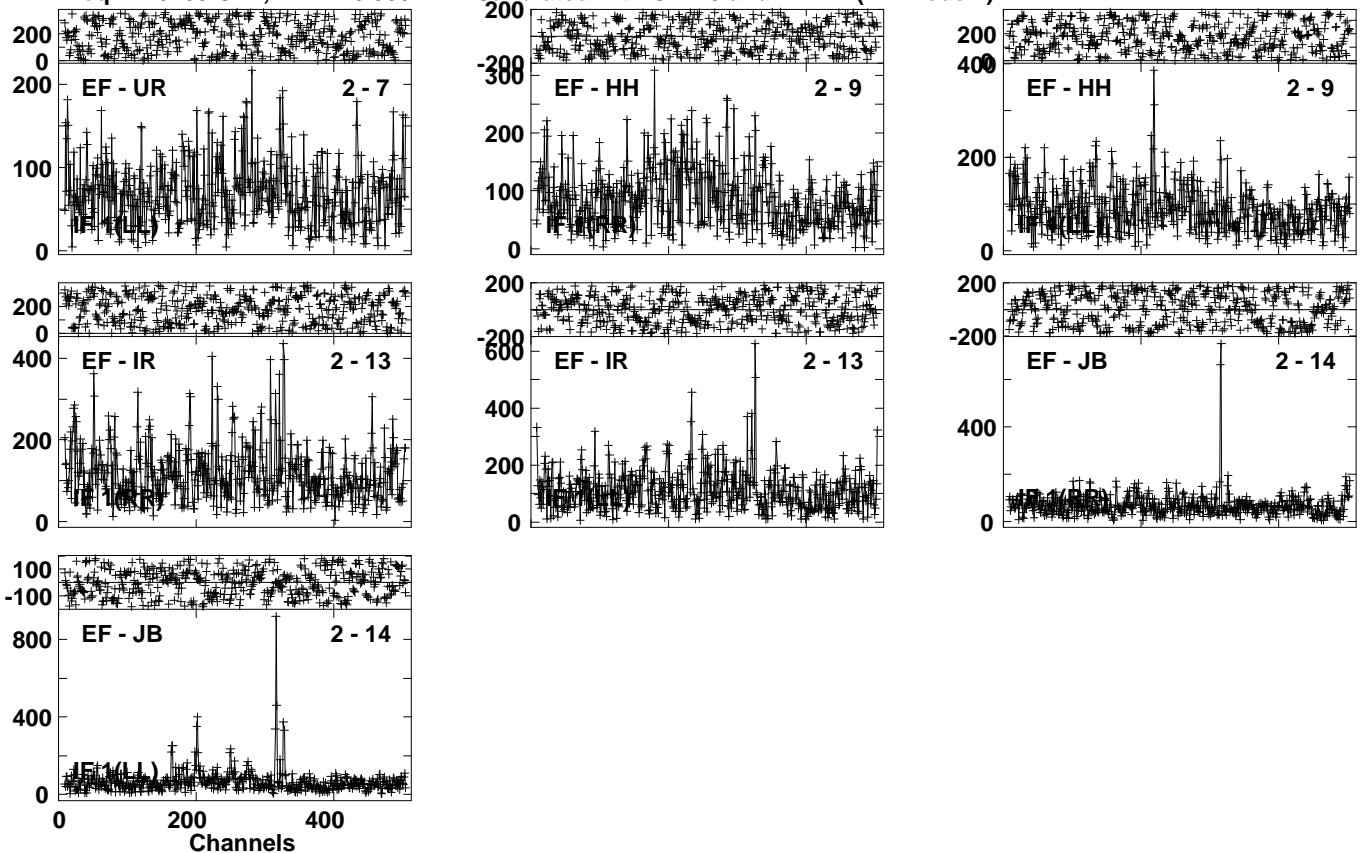


Lower frame: Milli Ampl Jy Top frame: Phas deg
Vector averaged cross-power spectrum Several baselines displayed
Timerange: 00/02:20:01 to 00/02:23:29

Plot file version 106 created 01-FEB-2023 16:30:45

IR17526N EW022A 4.UVDATA.1

Freq = 1.6163 GHz, Bw = 16.000 MH Calibrated with CL # 3 and BP # 1 (BP mode 1)

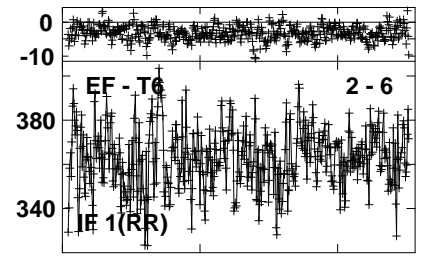
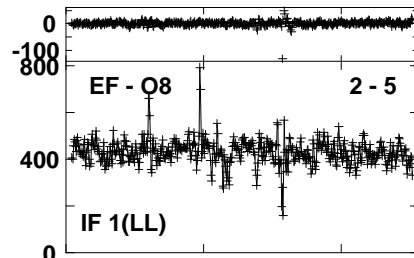
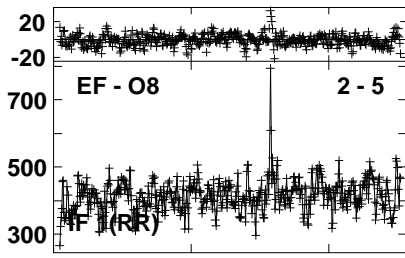
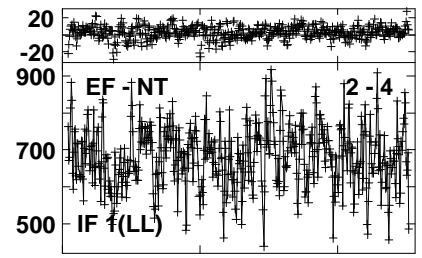
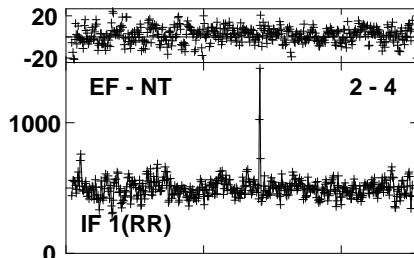
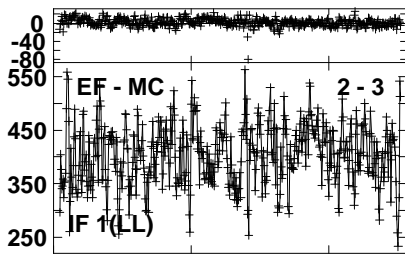
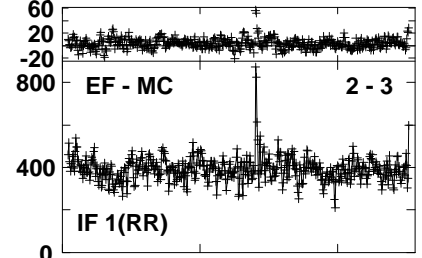
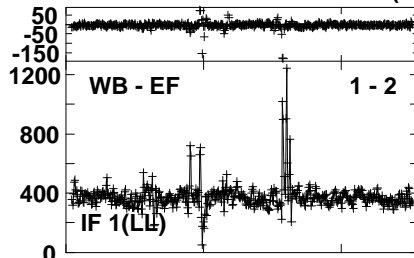
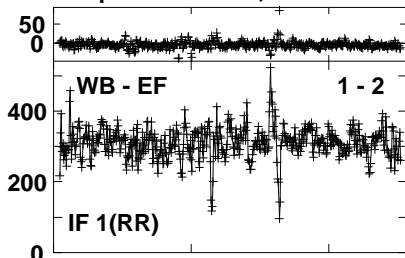


Lower frame: Milli Ampl Jy Top frame: Phas deg
Vector averaged cross-power spectrum Several baselines displayed
Timerange: 00/02:20:01 to 00/02:23:29

Plot file version 107 created 01-FEB-2023 16:30:45

J1748+3404 EW022A 4.UVDATA.1

Freq = 1.6163 GHz, Bw = 16.000 MH Calibrated with CL # 3 and BP # 1 (BP mode 1)

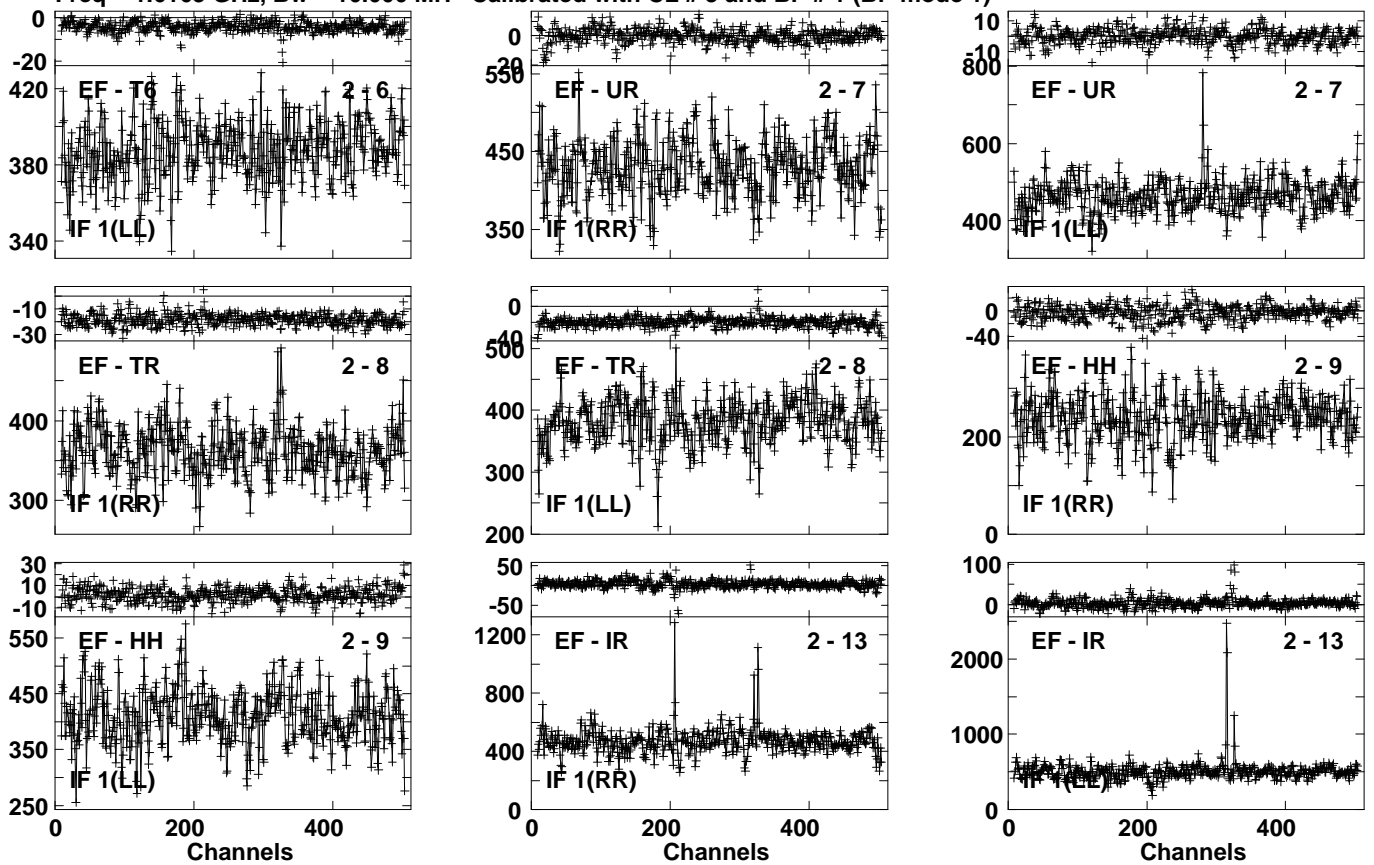


Lower frame: Milli Ampl Jy Top frame: Phas deg
Vector averaged cross-power spectrum Several baselines displayed
Timerange: 00/02:23:31 to 00/02:24:59

Plot file version 108 created 01-FEB-2023 16:30:45

J1748+3404 EW022A 4.UVDATA.1

Freq = 1.6163 GHz, Bw = 16.000 MH Calibrated with CL # 3 and BP # 1 (BP mode 1)

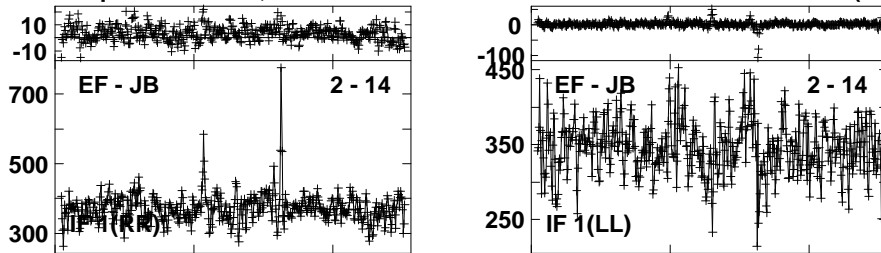


Lower frame: Milli Ampl Jy Top frame: Phas deg
Vector averaged cross-power spectrum Several baselines displayed
Timerange: 00/02:23:31 to 00/02:24:59

Plot file version 109 created 01-FEB-2023 16:30:46

J1748+3404 EW022A 4.UVDATA.1

Freq = 1.6163 GHz, Bw = 16.000 MH Calibrated with CL # 3 and BP # 1 (BP mode 1)



Lower frame: Milli Ampl Jy Top frame: Phas deg

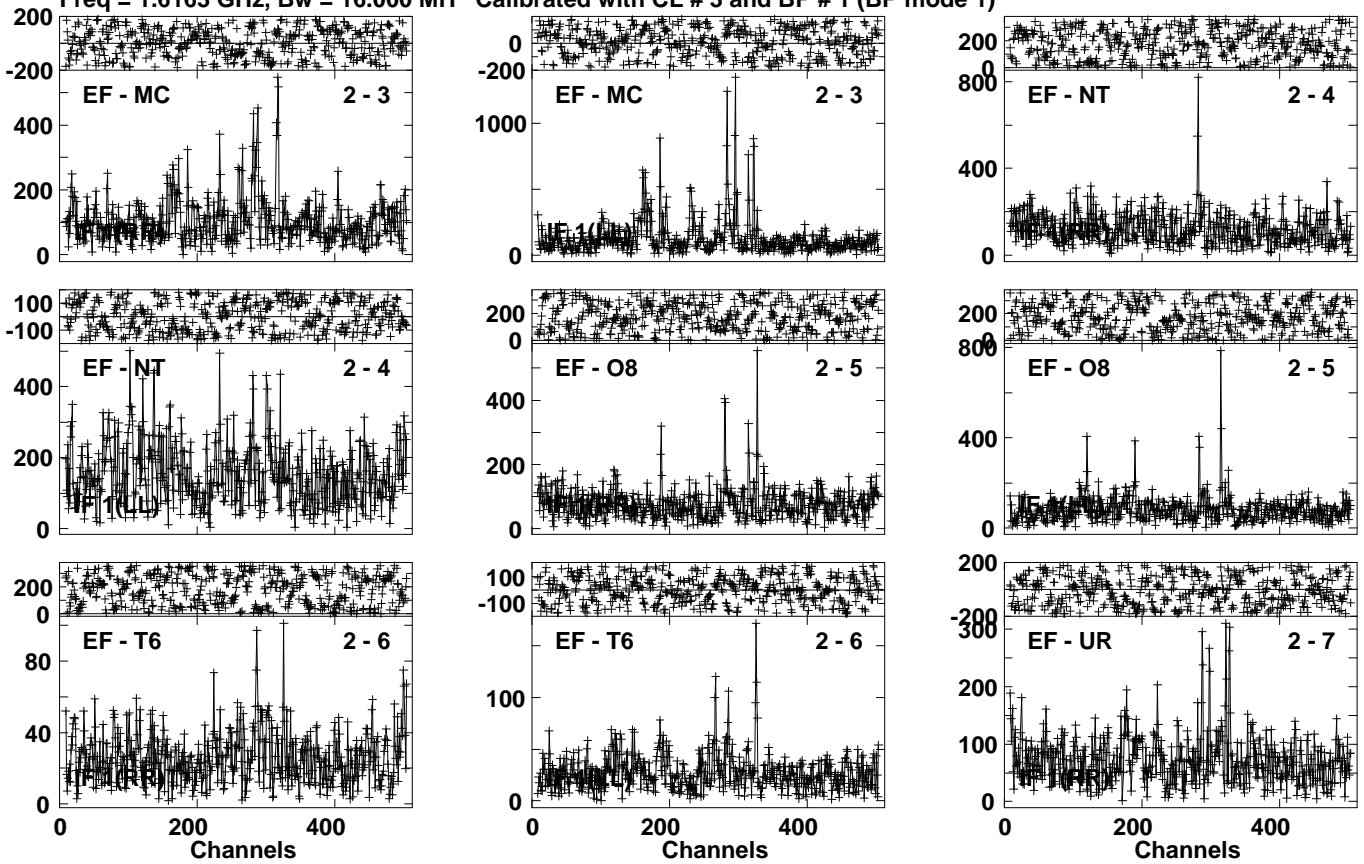
Vector averaged cross-power spectrum Several baselines displayed

Timerange: 00/02:23:31 to 00/02:24:59

Plot file version 110 created 01-FEB-2023 16:30:46

IR17526N EW022A 4.UVDATA.1

Freq = 1.6163 GHz, Bw = 16.000 MH Calibrated with CL # 3 and BP # 1 (BP mode 1)

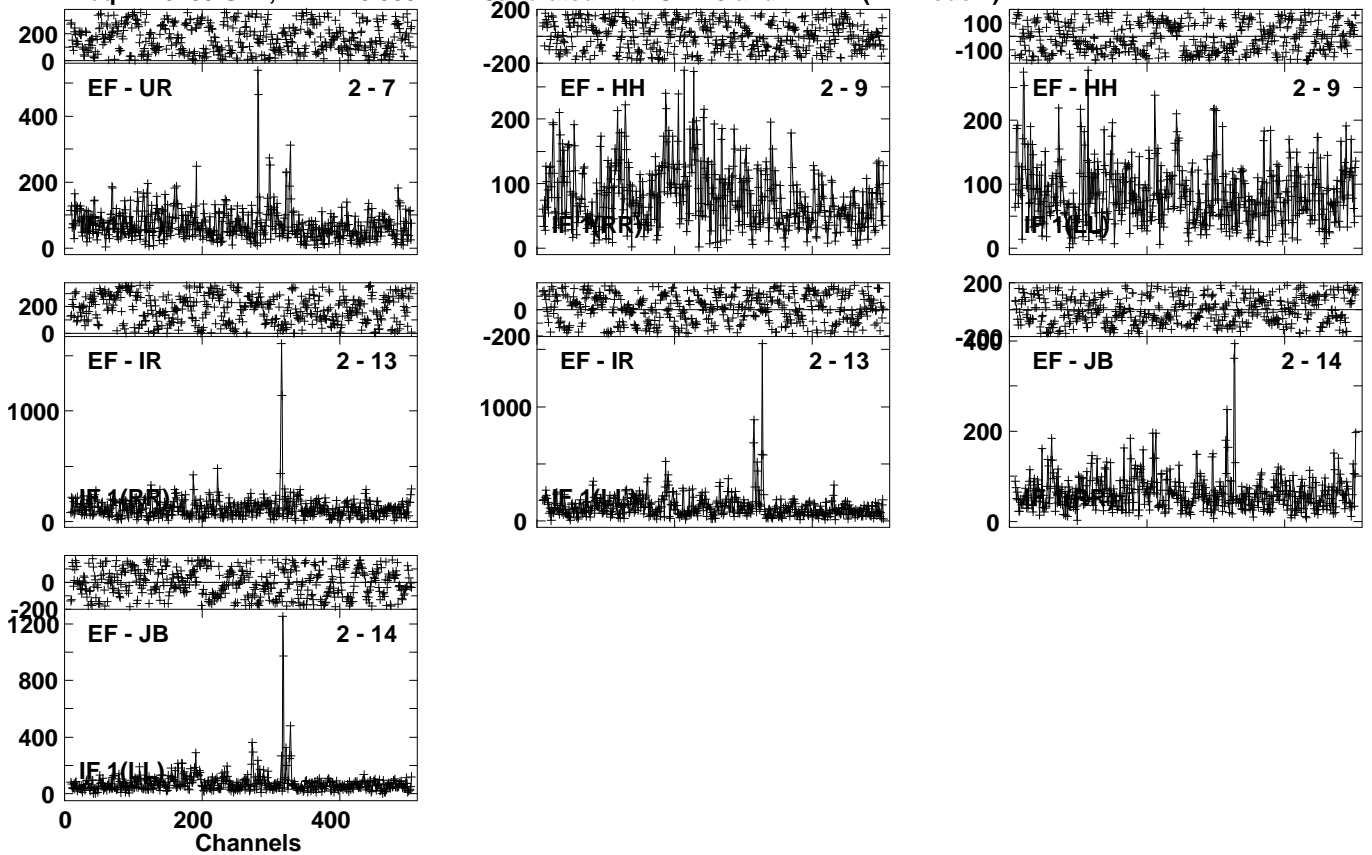


Lower frame: Milli Ampl Jy Top frame: Phas deg
Vector averaged cross-power spectrum Several baselines displayed
Timerange: 00/02:25:01 to 00/02:28:29

Plot file version 111 created 01-FEB-2023 16:30:46

IR17526N EW022A 4.UVDATA.1

Freq = 1.6163 GHz, Bw = 16.000 MH Calibrated with CL # 3 and BP # 1 (BP mode 1)



Lower frame: Milli Ampl Jy Top frame: Phas deg

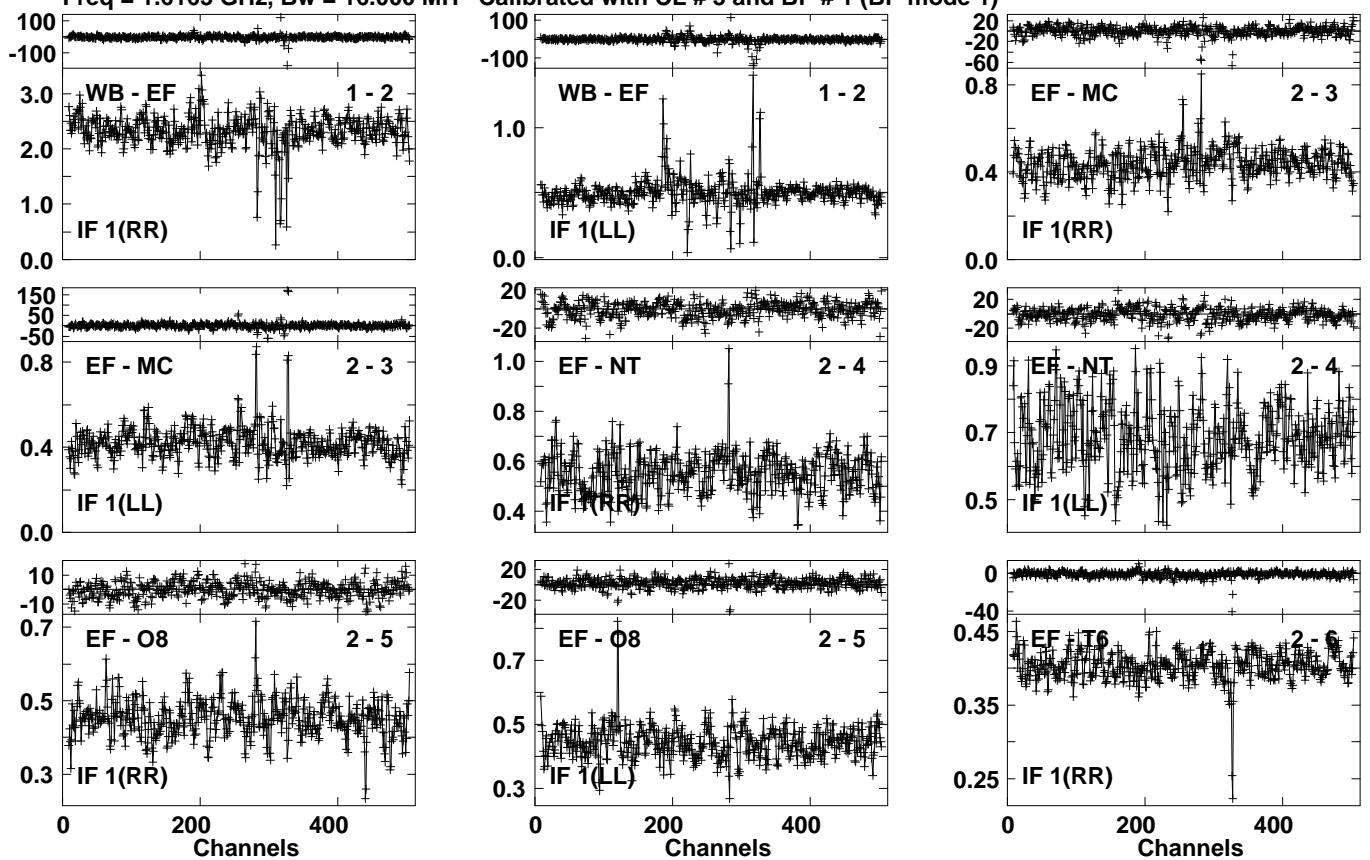
Vector averaged cross-power spectrum Several baselines displayed

Timerange: 00/02:25:01 to 00/02:28:29

Plot file version 112 created 01-FEB-2023 16:30:46

J1748+3404 EW022A 4.UVDATA.1

Freq = 1.6163 GHz, Bw = 16.000 MH Calibrated with CL # 3 and BP # 1 (BP mode 1)

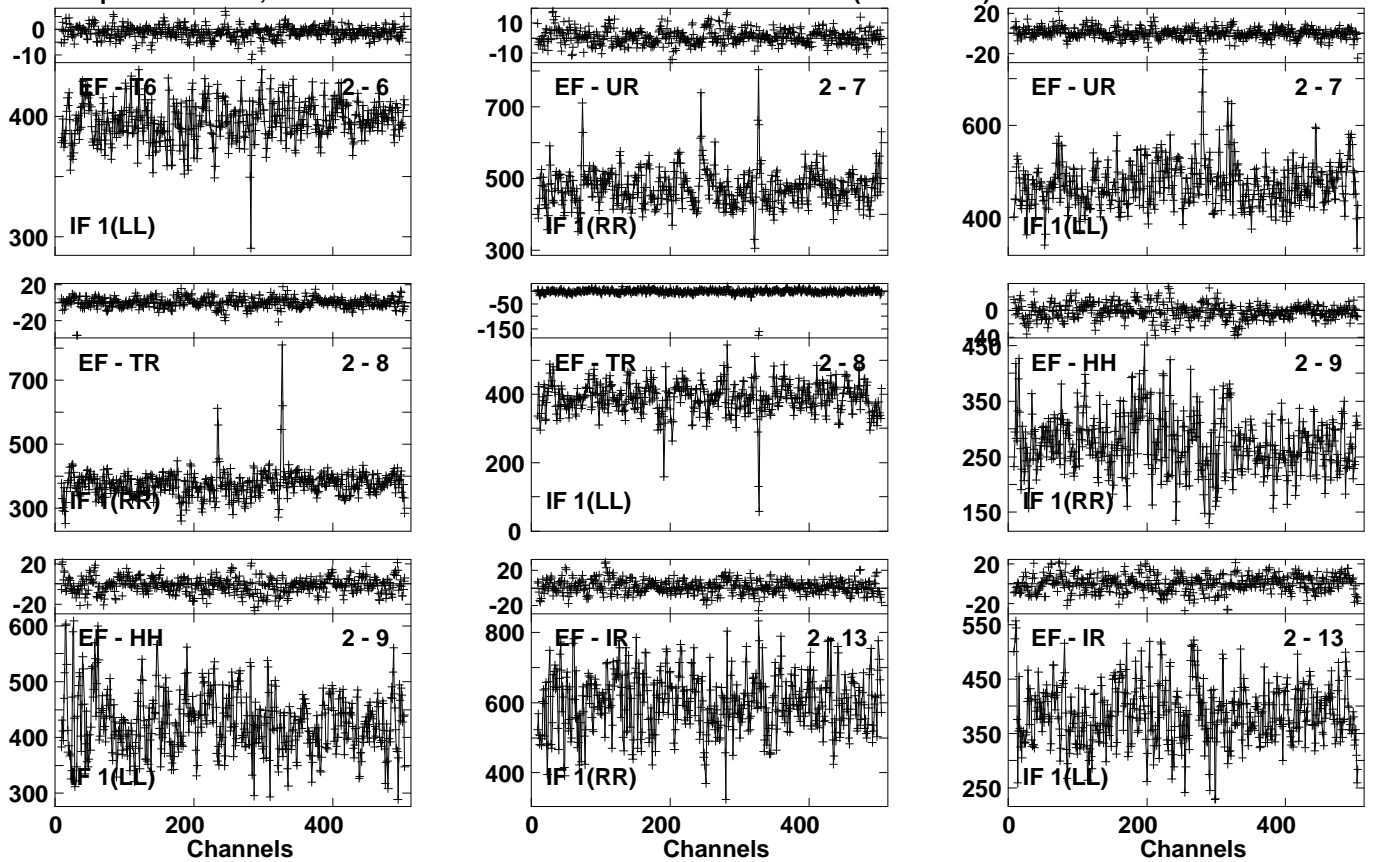


Lower frame: Ampl Jy Top frame: Phas deg
Vector averaged cross-power spectrum Several baselines displayed
Timerange: 00/02:29:01 to 00/02:29:59

Plot file version 113 created 01-FEB-2023 16:30:46

J1748+3404 EW022A 4.UVDATA.1

Freq = 1.6163 GHz, Bw = 16.000 MH Calibrated with CL # 3 and BP # 1 (BP mode 1)

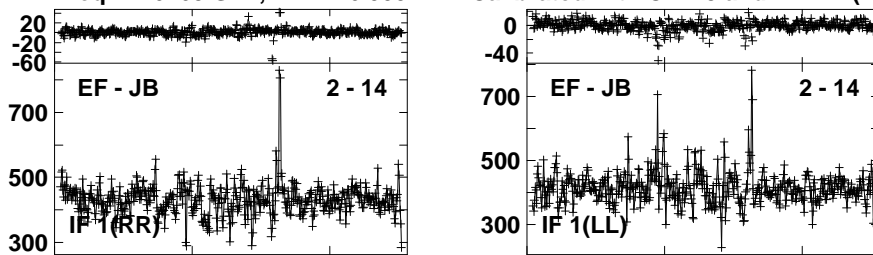


Lower frame: Milli Ampl Jy Top frame: Phas deg
Vector averaged cross-power spectrum Several baselines displayed
Timerange: 00/02:29:01 to 00/02:29:59

Plot file version 114 created 01-FEB-2023 16:30:47

J1748+3404 EW022A 4.UVDATA.1

Freq = 1.6163 GHz, Bw = 16.000 MH Calibrated with CL # 3 and BP # 1 (BP mode 1)

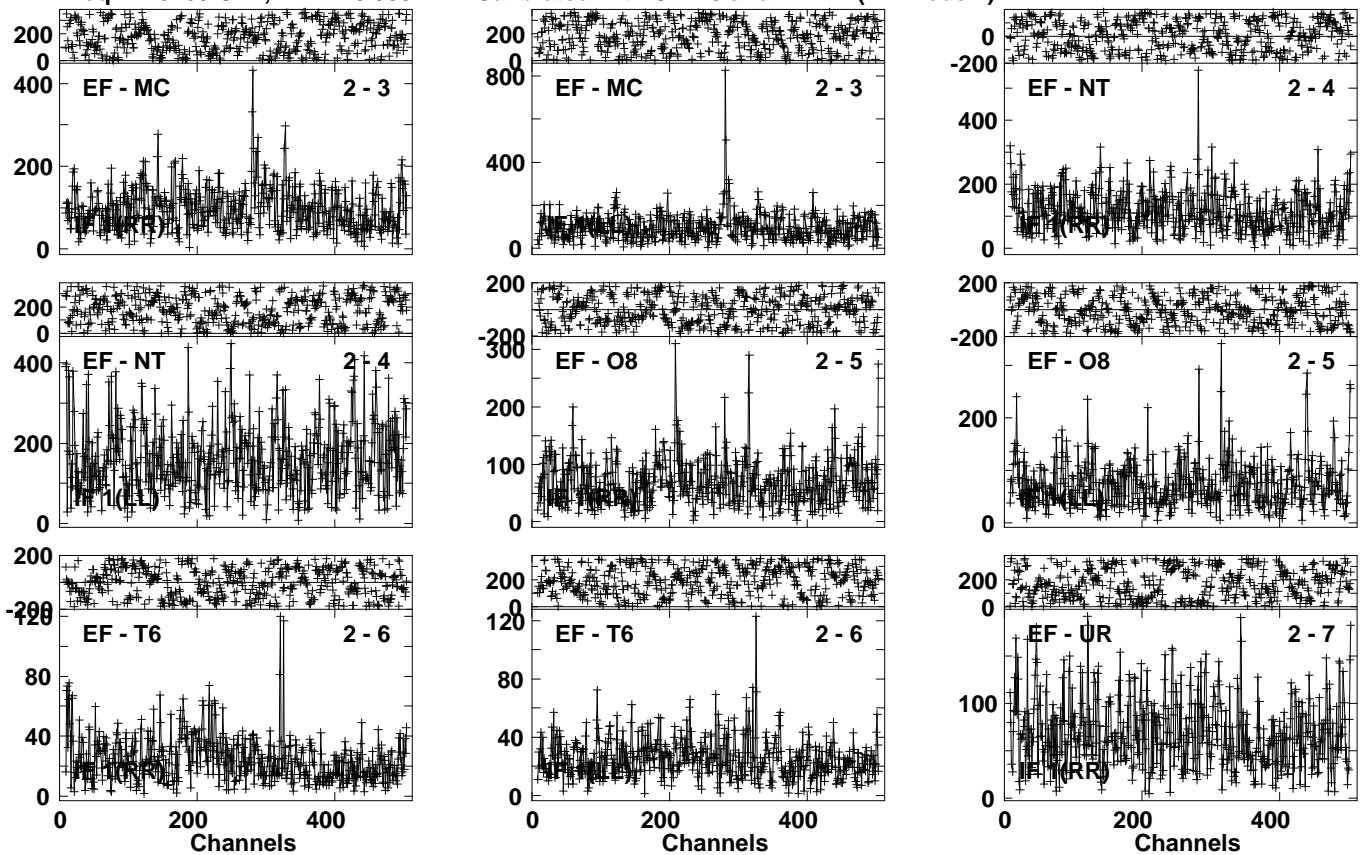


Lower frame: Milli Ampl Jy Top frame: Phas deg
Vector averaged cross-power spectrum Several baselines displayed
Timerange: 00/02:29:01 to 00/02:29:59

Plot file version 115 created 01-FEB-2023 16:30:47

IR17526N EW022A 4.UVDATA.1

Freq = 1.6163 GHz, Bw = 16.000 MH Calibrated with CL # 3 and BP # 1 (BP mode 1)

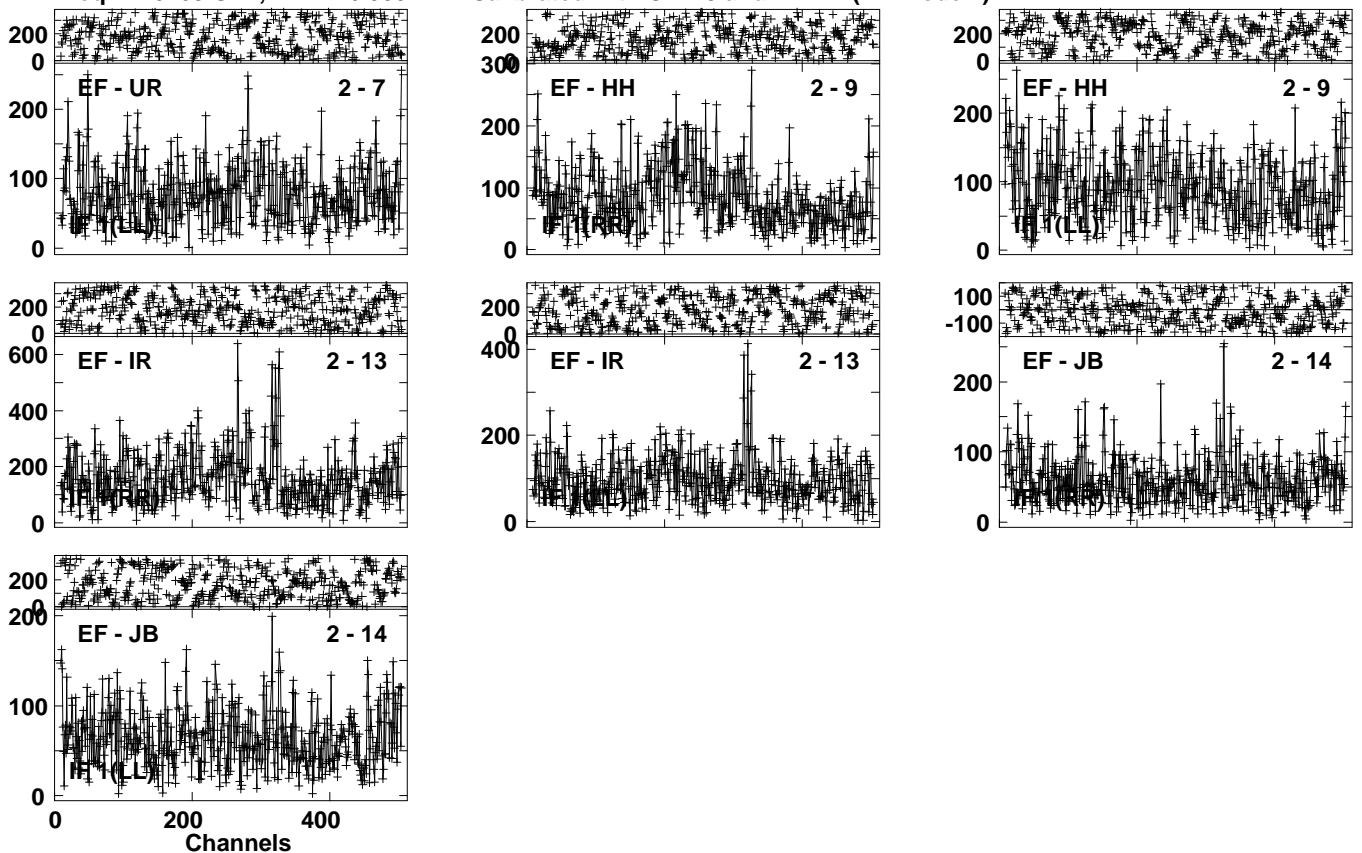


Lower frame: Milli Ampl Jy Top frame: Phas deg
Vector averaged cross-power spectrum Several baselines displayed
Timerange: 00/02:30:01 to 00/02:33:29

Plot file version 116 created 01-FEB-2023 16:30:47

IR17526N EW022A 4.UVDATA.1

Freq = 1.6163 GHz, Bw = 16.000 MH Calibrated with CL # 3 and BP # 1 (BP mode 1)



Lower frame: Milli Ampl Jy Top frame: Phas deg

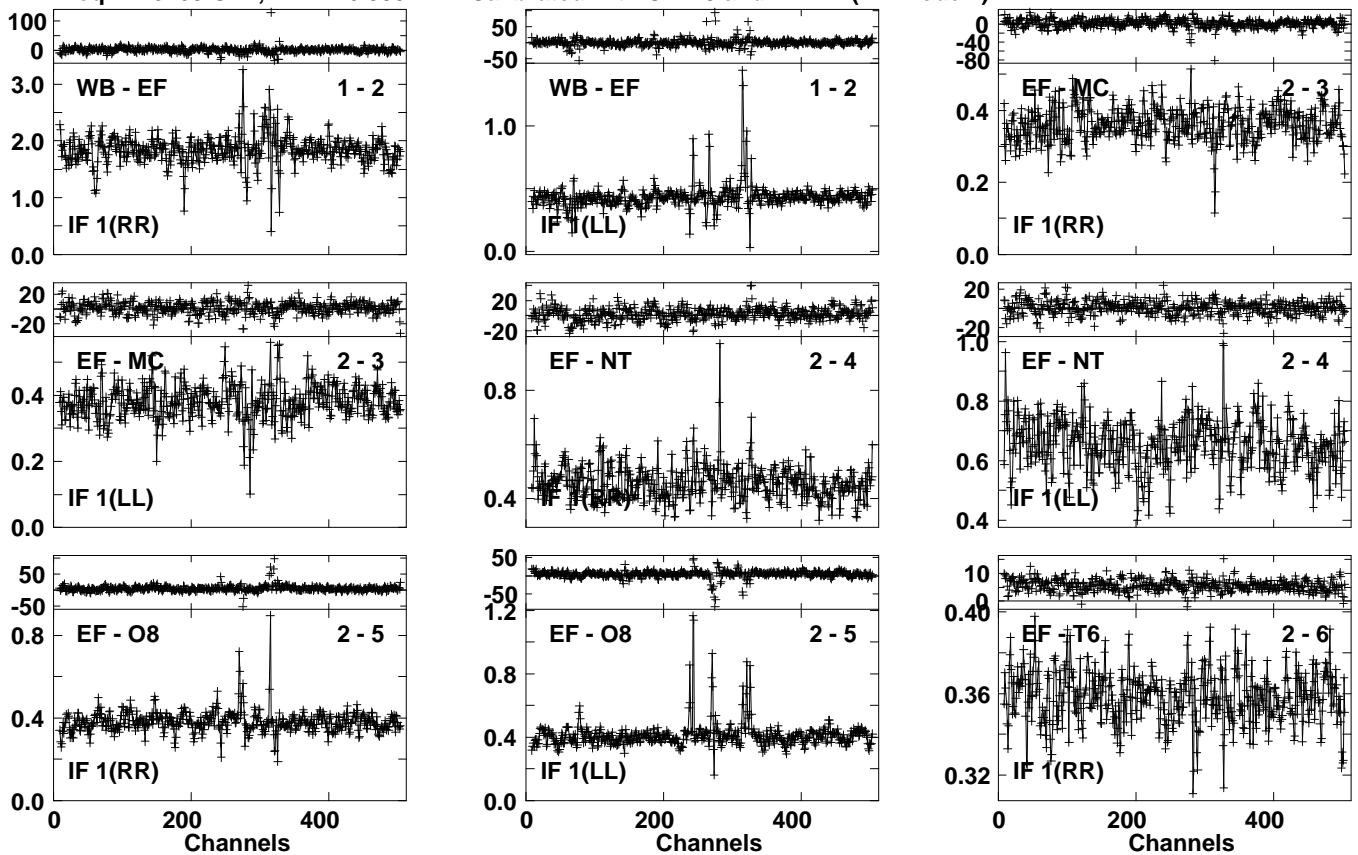
Vector averaged cross-power spectrum Several baselines displayed

Timerange: 00/02:30:01 to 00/02:33:29

Plot file version 117 created 01-FEB-2023 16:30:47

J1748+3404 EW022A 4.UVDATA.1

Freq = 1.6163 GHz, Bw = 16.000 MH Calibrated with CL # 3 and BP # 1 (BP mode 1)

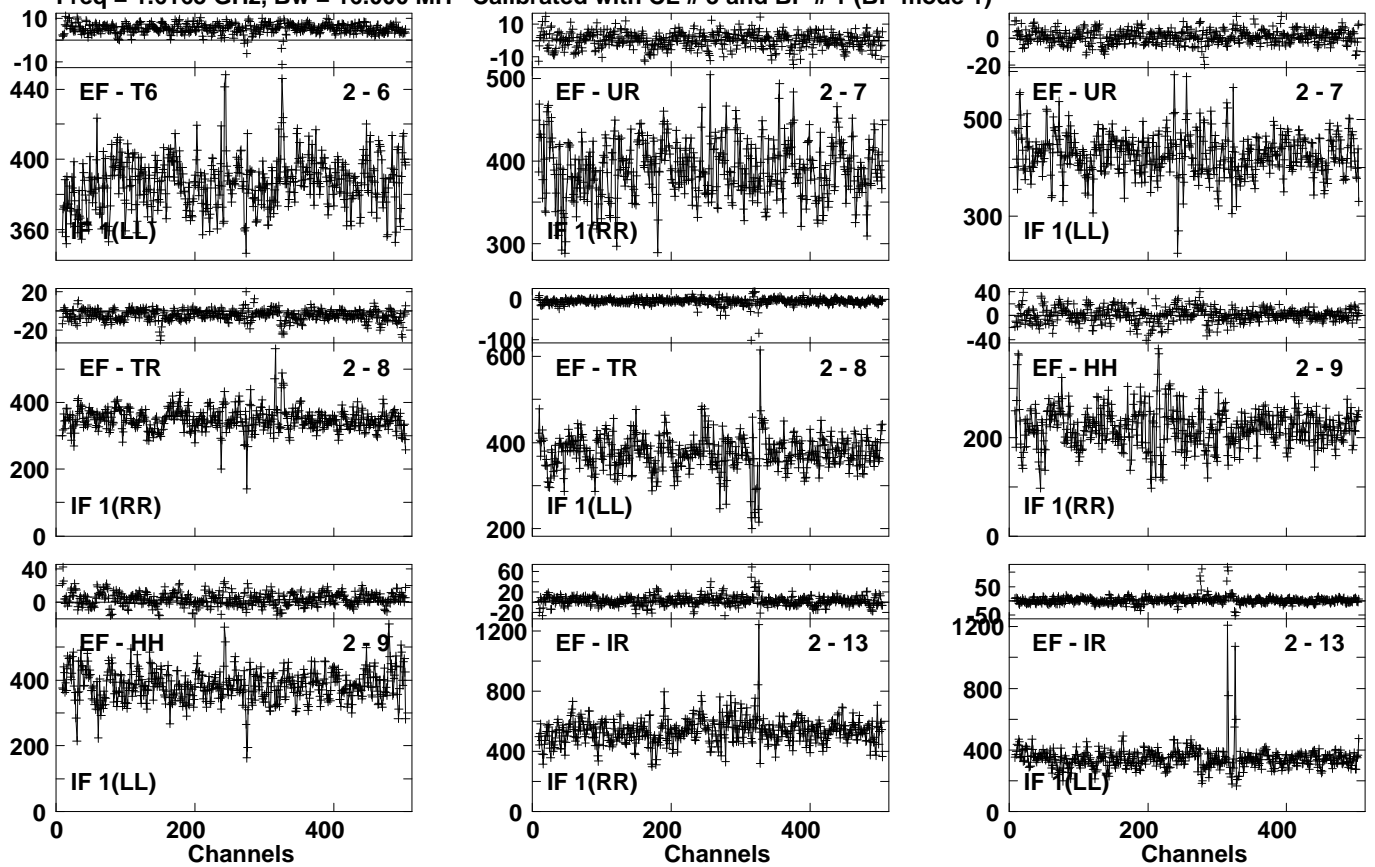


Lower frame: Ampl Jy Top frame: Phas deg
Vector averaged cross-power spectrum Several baselines displayed
Timerange: 00/02:33:31 to 00/02:34:59

Plot file version 118 created 01-FEB-2023 16:30:47

J1748+3404 EW022A 4.UVDATA.1

Freq = 1.6163 GHz, Bw = 16.000 MH Calibrated with CL # 3 and BP # 1 (BP mode 1)

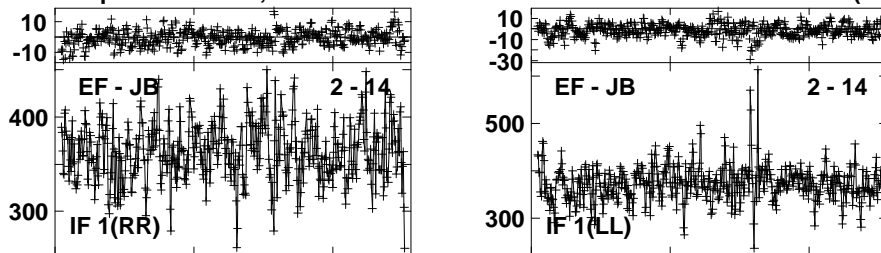


Lower frame: Milli Ampl Jy Top frame: Phas deg
Vector averaged cross-power spectrum Several baselines displayed
Timerange: 00/02:33:31 to 00/02:34:59

Plot file version 119 created 01-FEB-2023 16:30:48

J1748+3404 EW022A 4.UVDATA.1

Freq = 1.6163 GHz, Bw = 16.000 MH Calibrated with CL # 3 and BP # 1 (BP mode 1)



Lower frame: Milli Ampl Jy Top frame: Phas deg

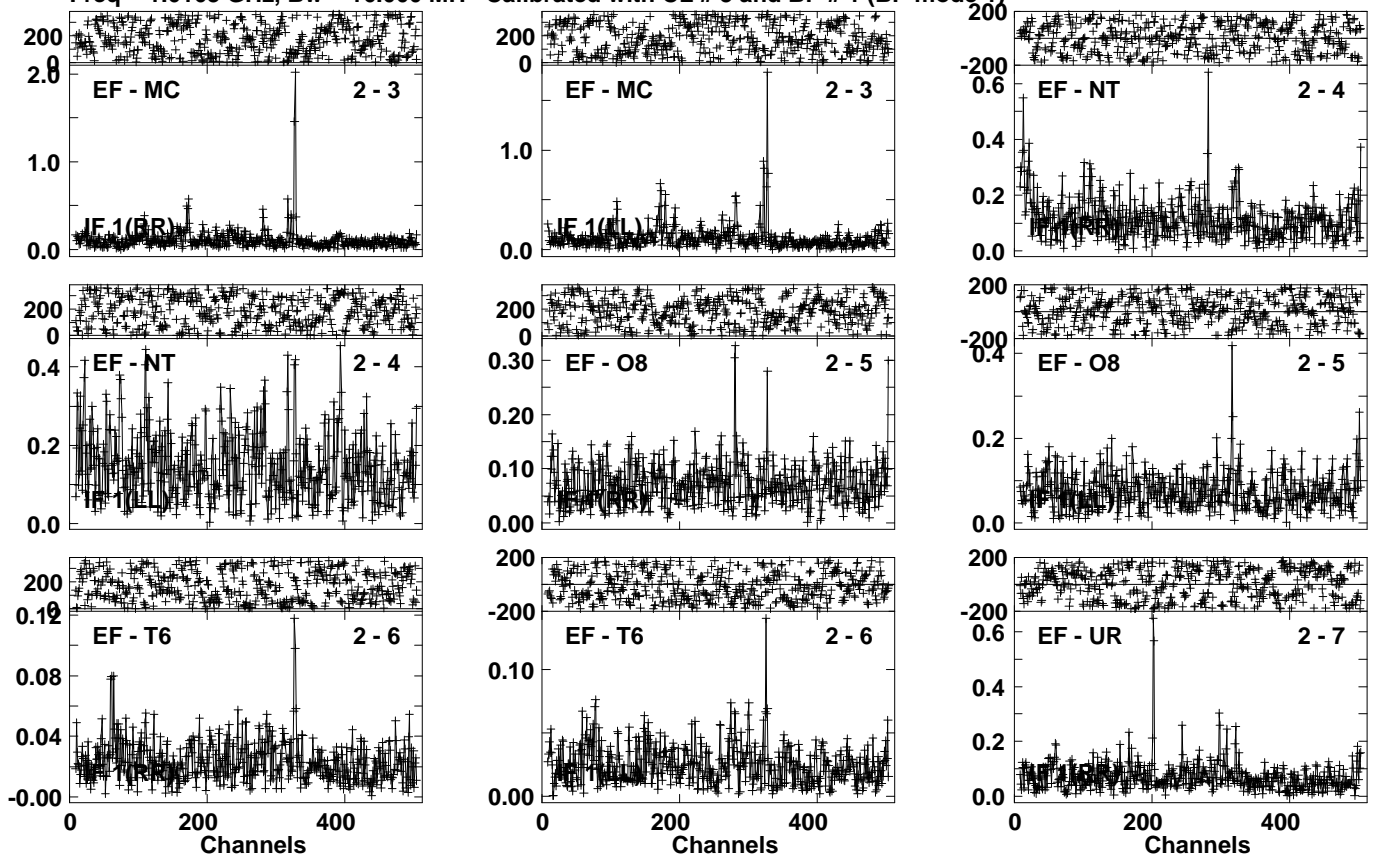
Vector averaged cross-power spectrum Several baselines displayed

Timerange: 00/02:33:31 to 00/02:34:59

Plot file version 120 created 01-FEB-2023 16:30:48

IR17526N EW022A 4.UVDATA.1

Freq = 1.6163 GHz, Bw = 16.000 MH Calibrated with CL # 3 and BP # 1 (BP mode 1)

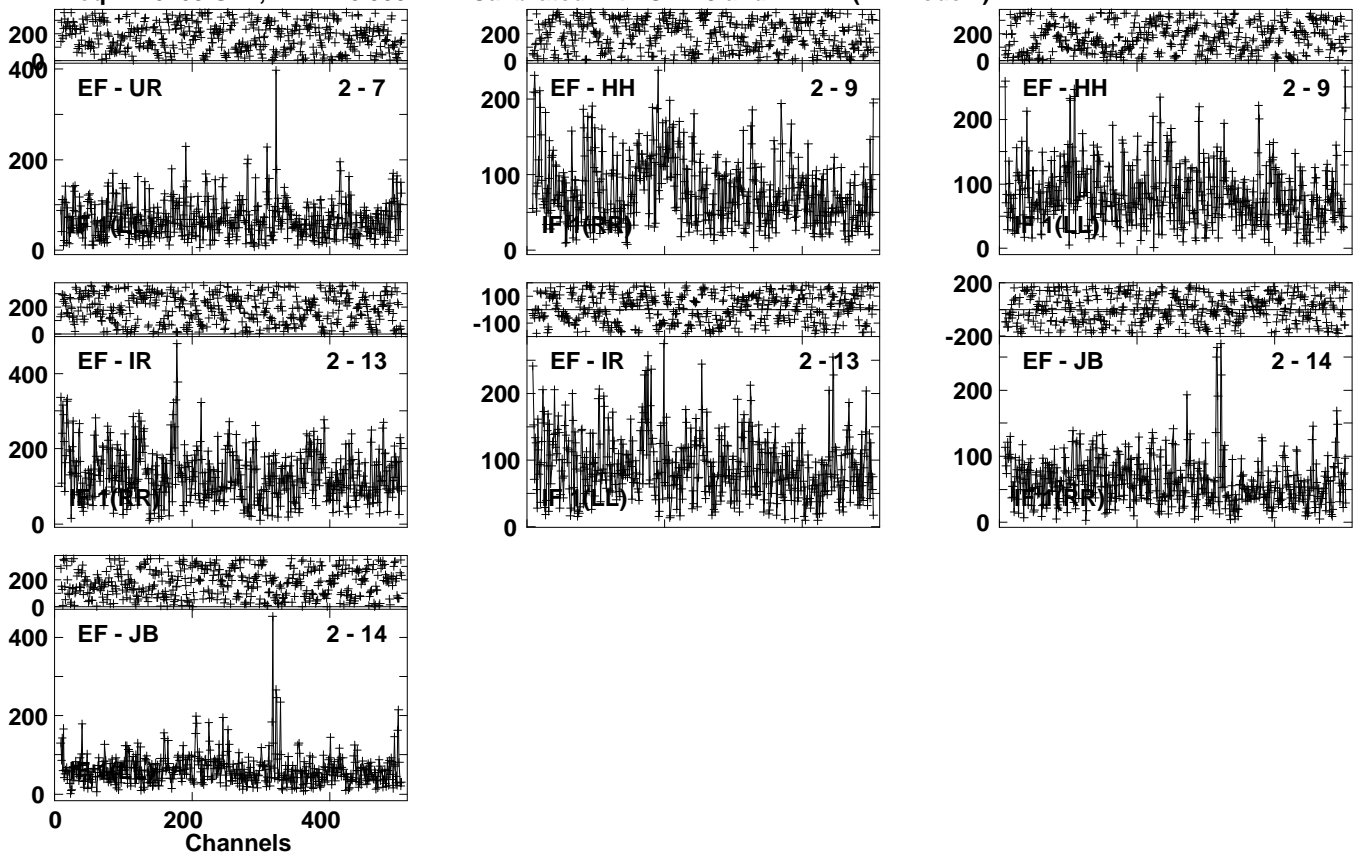


Lower frame: Ampl Jy Top frame: Phas deg
Vector averaged cross-power spectrum Several baselines displayed
Timerange: 00/02:35:01 to 00/02:38:29

Plot file version 121 created 01-FEB-2023 16:30:48

IR17526N EW022A 4.UVDATA.1

Freq = 1.6163 GHz, Bw = 16.000 MH Calibrated with CL # 3 and BP # 1 (BP mode 1)



Lower frame: Milli Ampl Jy Top frame: Phas deg

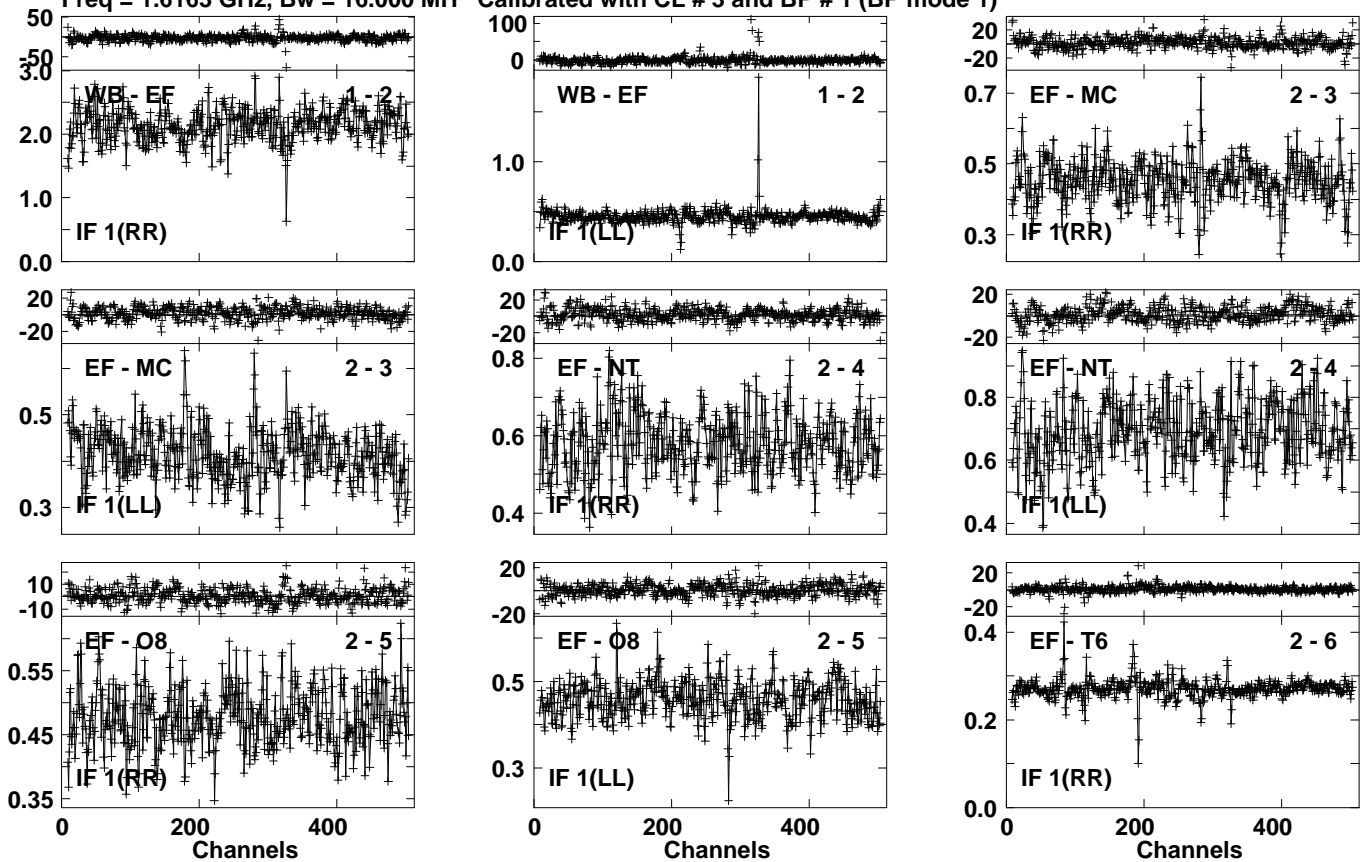
Vector averaged cross-power spectrum Several baselines displayed

Timerange: 00/02:35:01 to 00/02:38:29

Plot file version 122 created 01-FEB-2023 16:30:48

J1748+3404 EW022A 4.UVDATA.1

Freq = 1.6163 GHz, Bw = 16.000 MH Calibrated with CL # 3 and BP # 1 (BP mode 1)

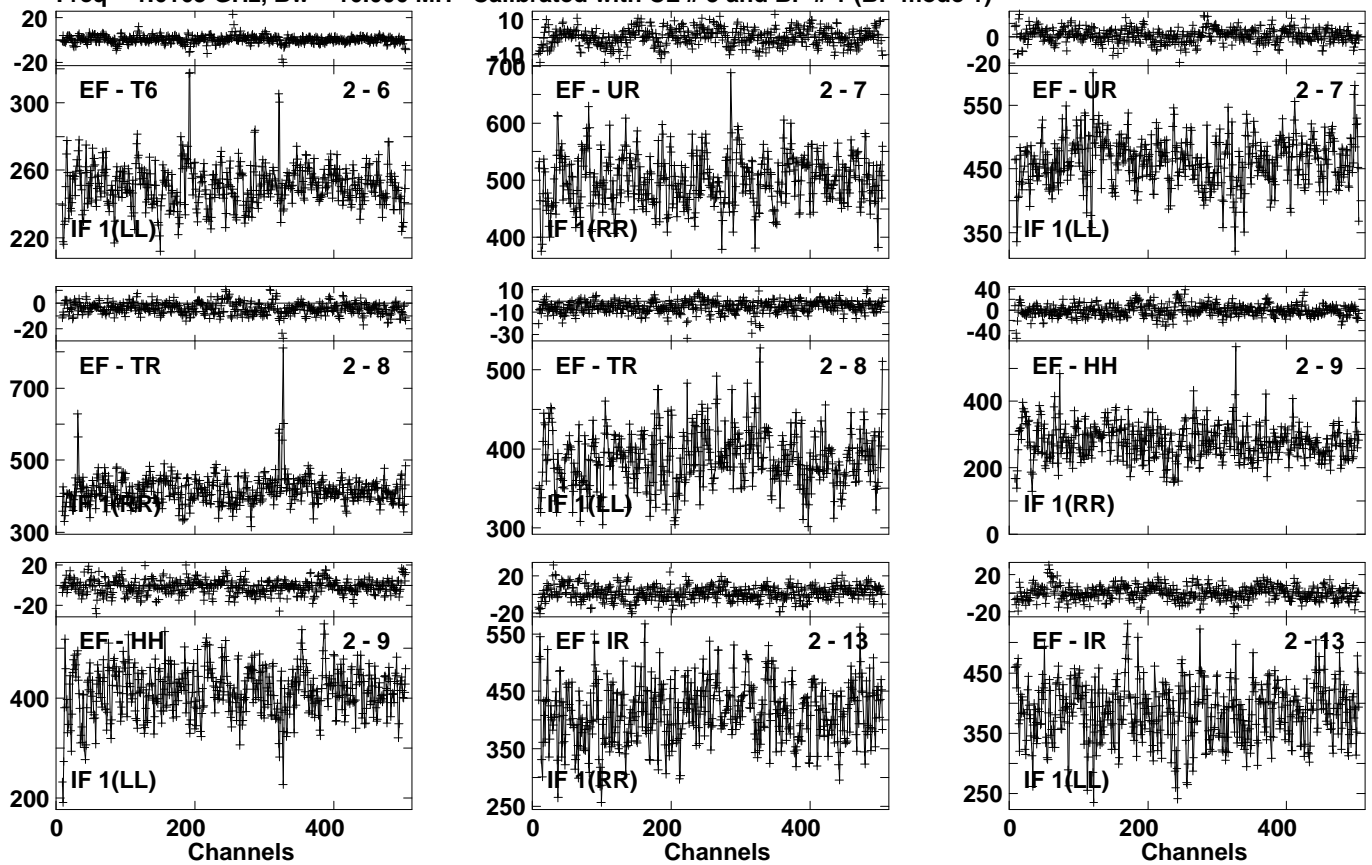


Lower frame: Ampl Jy Top frame: Phas deg
Vector averaged cross-power spectrum Several baselines displayed
Timerange: 00/02:39:01 to 00/02:39:59

Plot file version 123 created 01-FEB-2023 16:30:48

J1748+3404 EW022A 4.UVDATA.1

Freq = 1.6163 GHz, Bw = 16.000 MH Calibrated with CL # 3 and BP # 1 (BP mode 1)

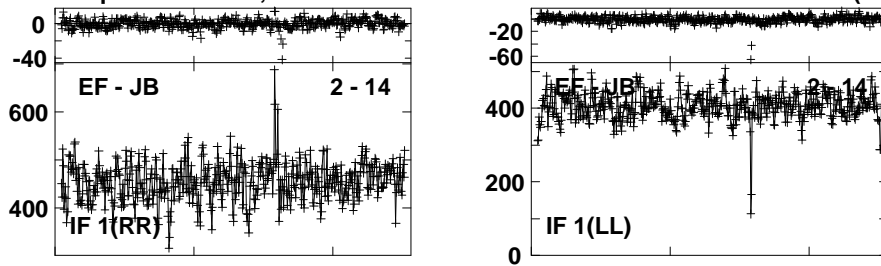


Lower frame: Milli Ampl Jy Top frame: Phas deg
Vector averaged cross-power spectrum Several baselines displayed
Timerange: 00/02:39:01 to 00/02:39:59

Plot file version 124 created 01-FEB-2023 16:30:49

J1748+3404 EW022A 4.UVDATA.1

Freq = 1.6163 GHz, Bw = 16.000 MH Calibrated with CL # 3 and BP # 1 (BP mode 1)

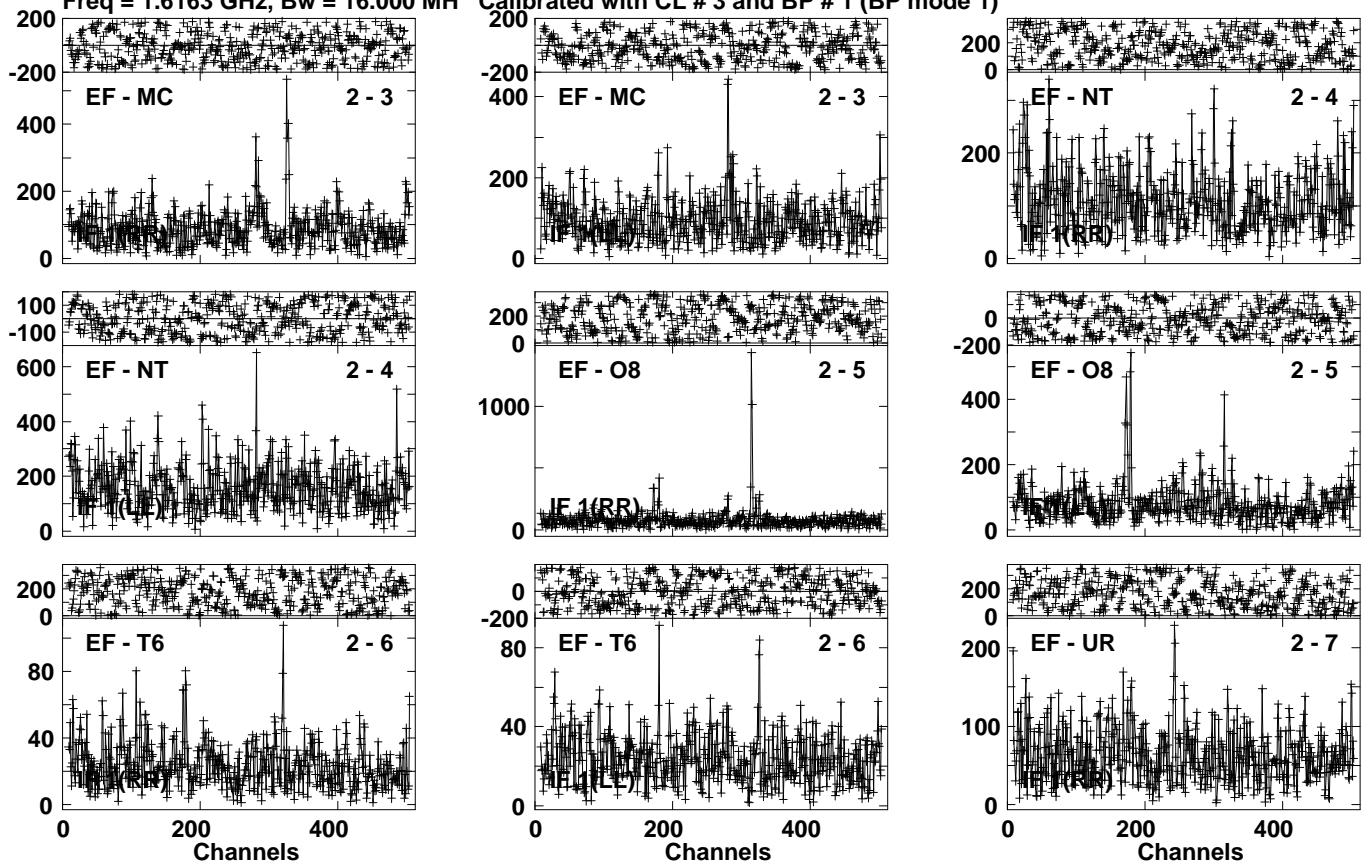


Lower frame: Milli Ampl Jy Top frame: Phas deg
Vector averaged cross-power spectrum Several baselines displayed
Timerange: 00/02:39:01 to 00/02:39:59

Plot file version 125 created 01-FEB-2023 16:30:49

IR17526N EW022A 4.UVDATA.1

Freq = 1.6163 GHz, Bw = 16.000 MH Calibrated with CL # 3 and BP # 1 (BP mode 1)

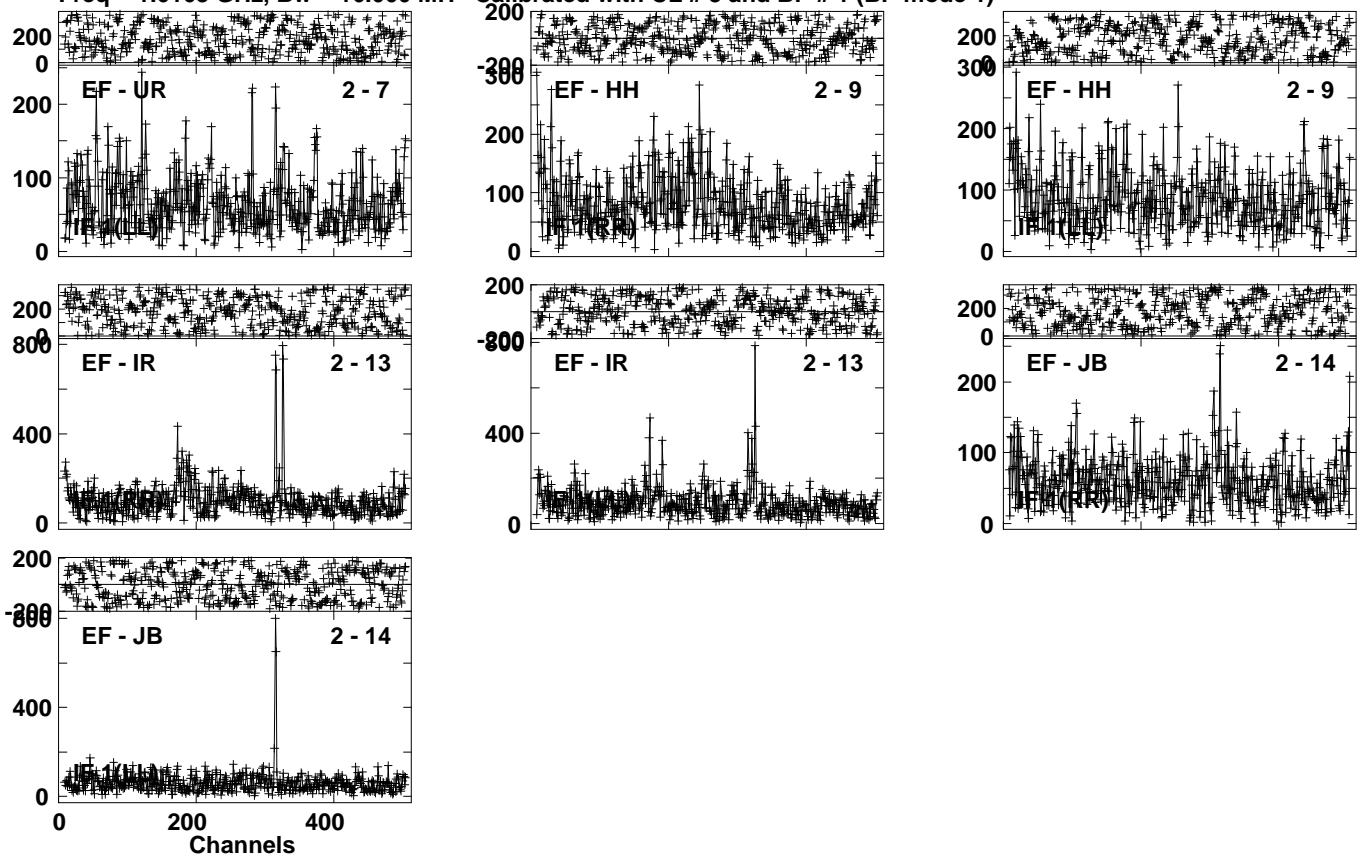


Lower frame: Milli Ampl Jy Top frame: Phas deg
Vector averaged cross-power spectrum Several baselines displayed
Timerange: 00/02:40:01 to 00/02:43:29

Plot file version 126 created 01-FEB-2023 16:30:49

IR17526N EW022A 4.UVDATA.1

Freq = 1.6163 GHz, Bw = 16.000 MH Calibrated with CL # 3 and BP # 1 (BP mode 1)

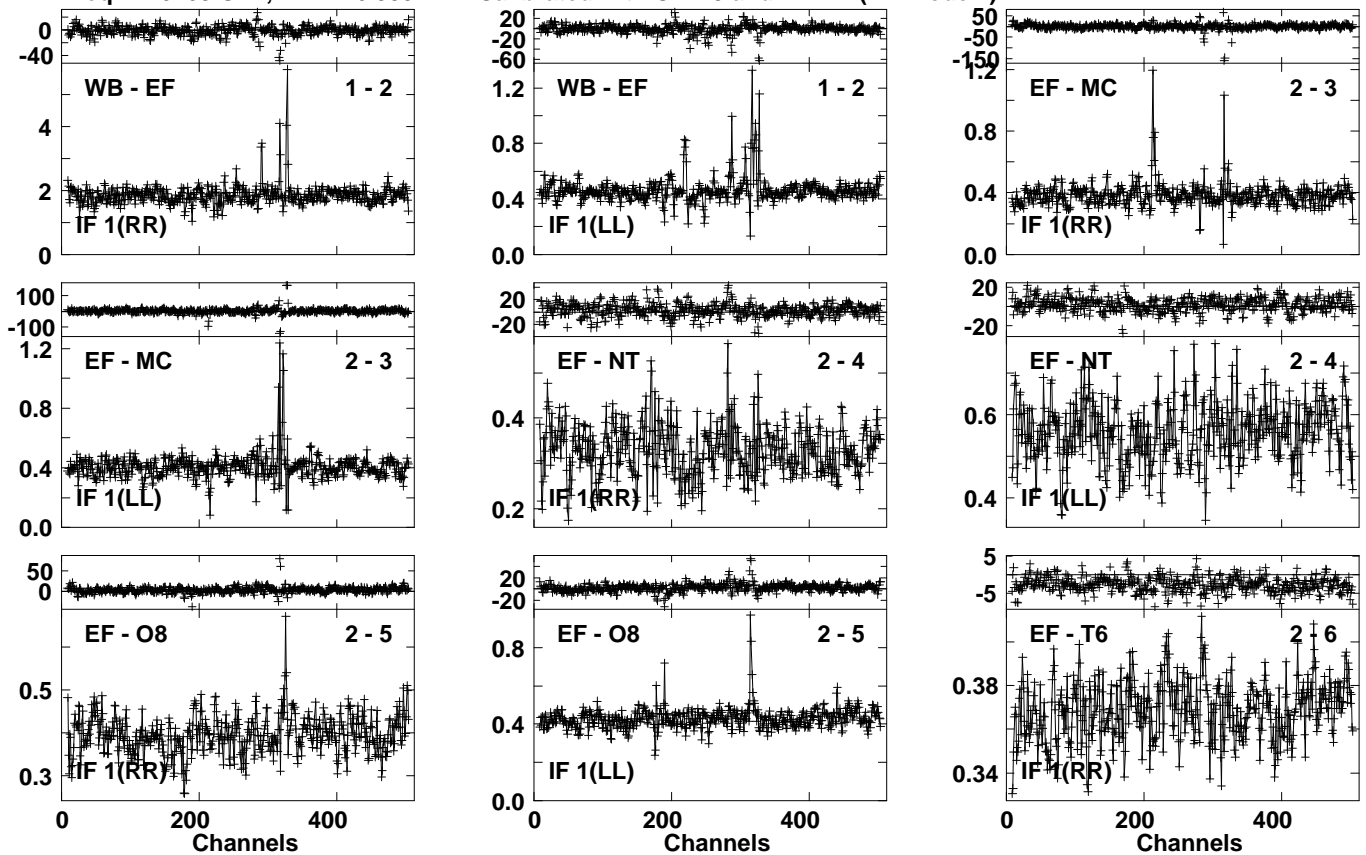


Lower frame: Milli Ampl Jy Top frame: Phas deg
Vector averaged cross-power spectrum Several baselines displayed
Timerange: 00/02:40:01 to 00/02:43:29

Plot file version 127 created 01-FEB-2023 16:30:49

J1748+3404 EW022A 4.UVDATA.1

Freq = 1.6163 GHz, Bw = 16.000 MH Calibrated with CL # 3 and BP # 1 (BP mode 1)

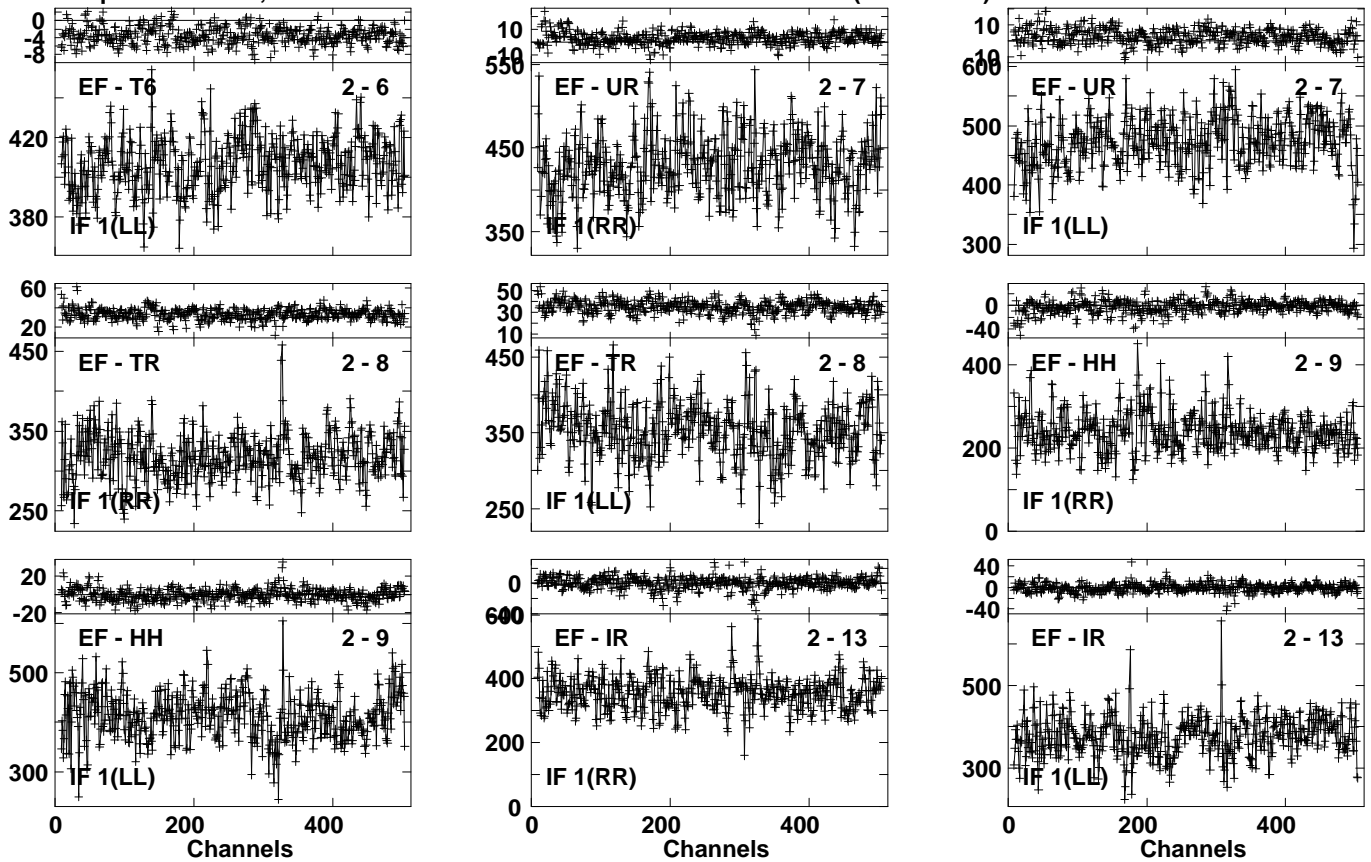


Lower frame: Ampl Jy Top frame: Phas deg
Vector averaged cross-power spectrum Several baselines displayed
Timerange: 00/02:43:31 to 00/02:44:59

Plot file version 128 created 01-FEB-2023 16:30:49

J1748+3404 EW022A 4.UVDATA.1

Freq = 1.6163 GHz, Bw = 16.000 MH Calibrated with CL # 3 and BP # 1 (BP mode 1)

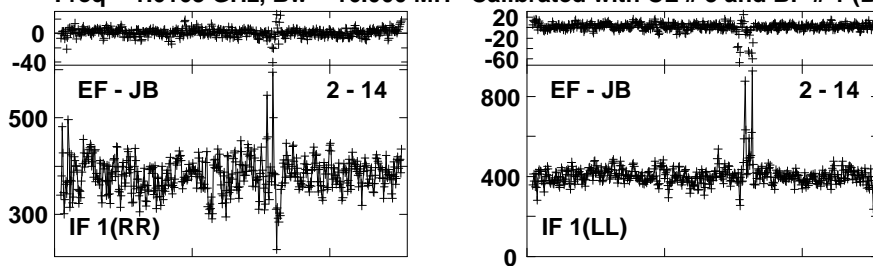


Lower frame: Milli Ampl Jy Top frame: Phas deg
Vector averaged cross-power spectrum Several baselines displayed
Timerange: 00/02:43:31 to 00/02:44:59

Plot file version 129 created 01-FEB-2023 16:30:49

J1748+3404 EW022A 4.UVDATA.1

Freq = 1.6163 GHz, Bw = 16.000 MH Calibrated with CL # 3 and BP # 1 (BP mode 1)



Lower frame: Milli Ampl Jy Top frame: Phas deg

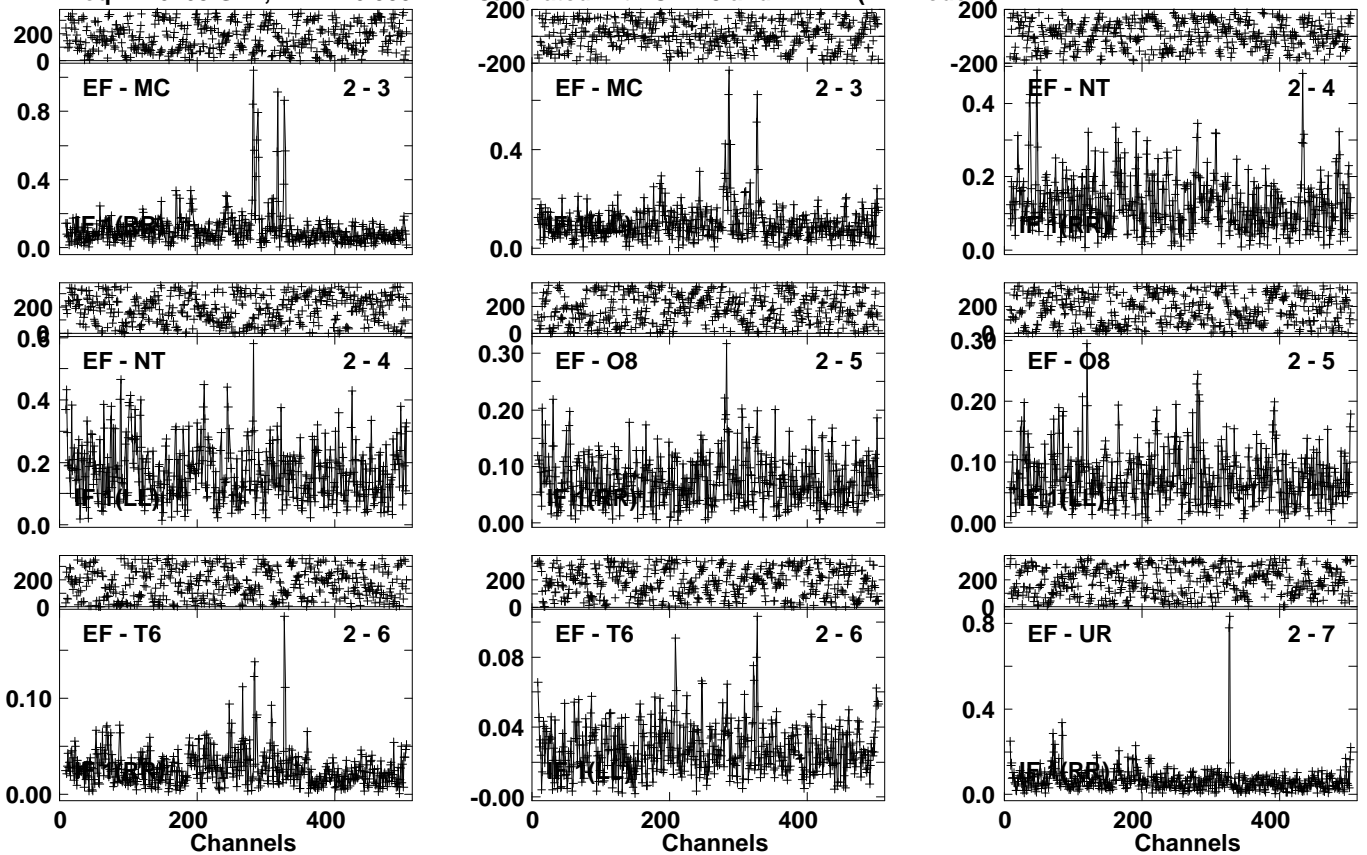
Vector averaged cross-power spectrum Several baselines displayed

Timerange: 00/02:43:31 to 00/02:44:59

Plot file version 130 created 01-FEB-2023 16:30:50

IR17526N EW022A 4.UVDATA.1

Freq = 1.6163 GHz, Bw = 16.000 MH Calibrated with CL # 3 and BP # 1 (BP mode 1)



Lower frame: Ampl Jy Top frame: Phas deg

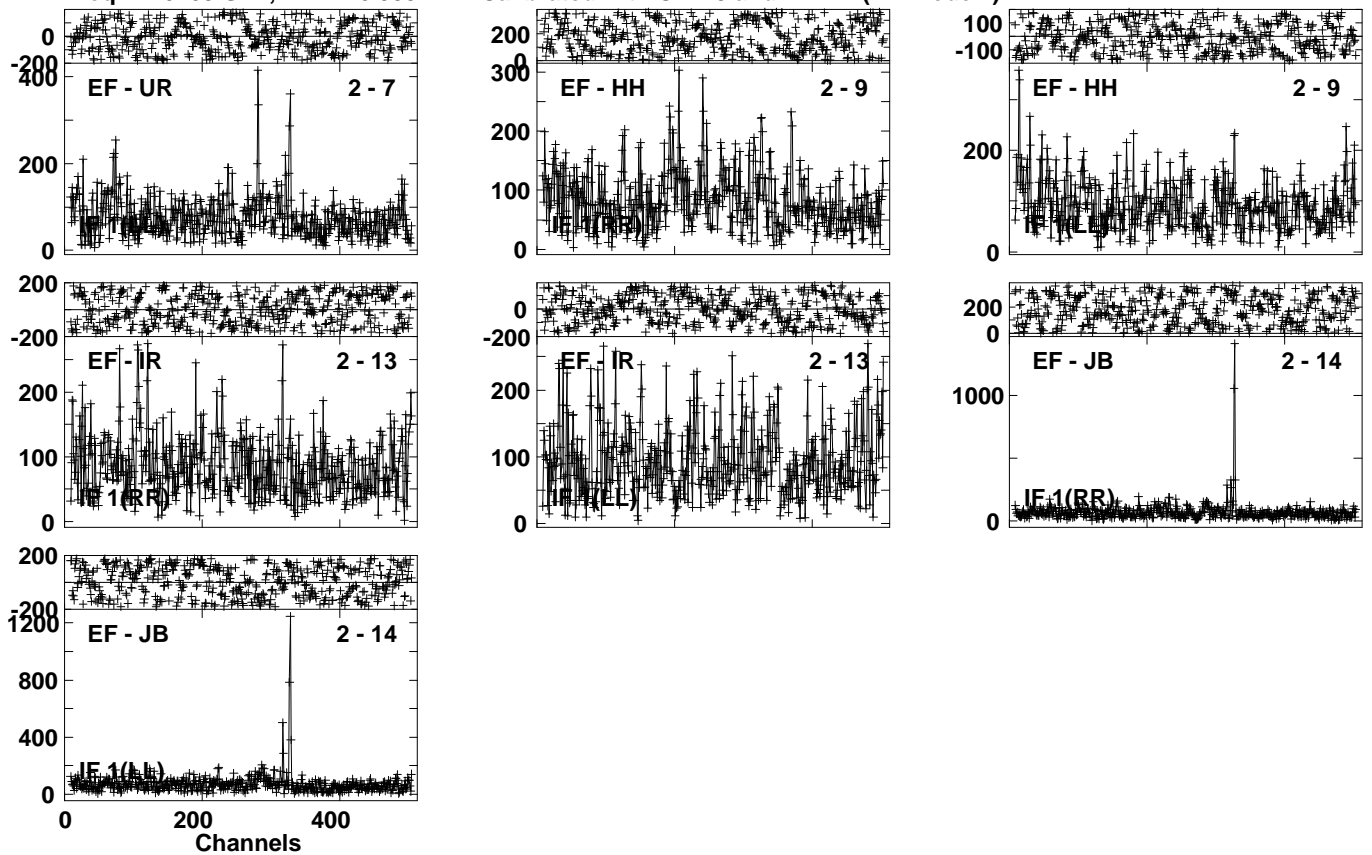
Vector averaged cross-power spectrum Several baselines displayed

Timerange: 00/02:45:01 to 00/02:48:29

Plot file version 131 created 01-FEB-2023 16:30:50

IR17526N EW022A 4.UVDATA.1

Freq = 1.6163 GHz, Bw = 16.000 MH Calibrated with CL # 3 and BP # 1 (BP mode 1)



Lower frame: Milli Ampl Jy Top frame: Phas deg

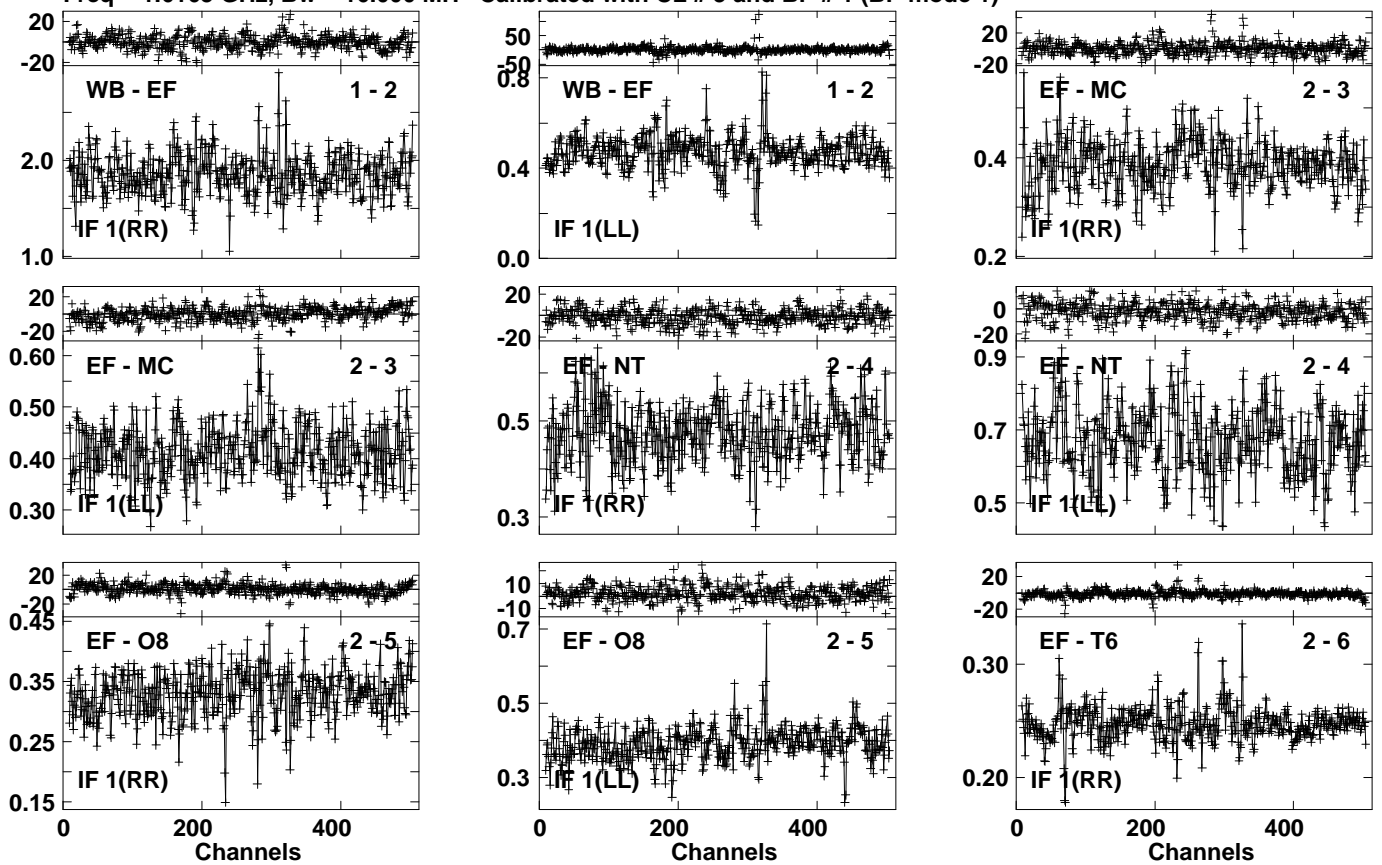
Vector averaged cross-power spectrum Several baselines displayed

Timerange: 00/02:45:01 to 00/02:48:29

Plot file version 132 created 01-FEB-2023 16:30:50

J1748+3404 EW022A 4.UVDATA.1

Freq = 1.6163 GHz, Bw = 16.000 MH Calibrated with CL # 3 and BP # 1 (BP mode 1)

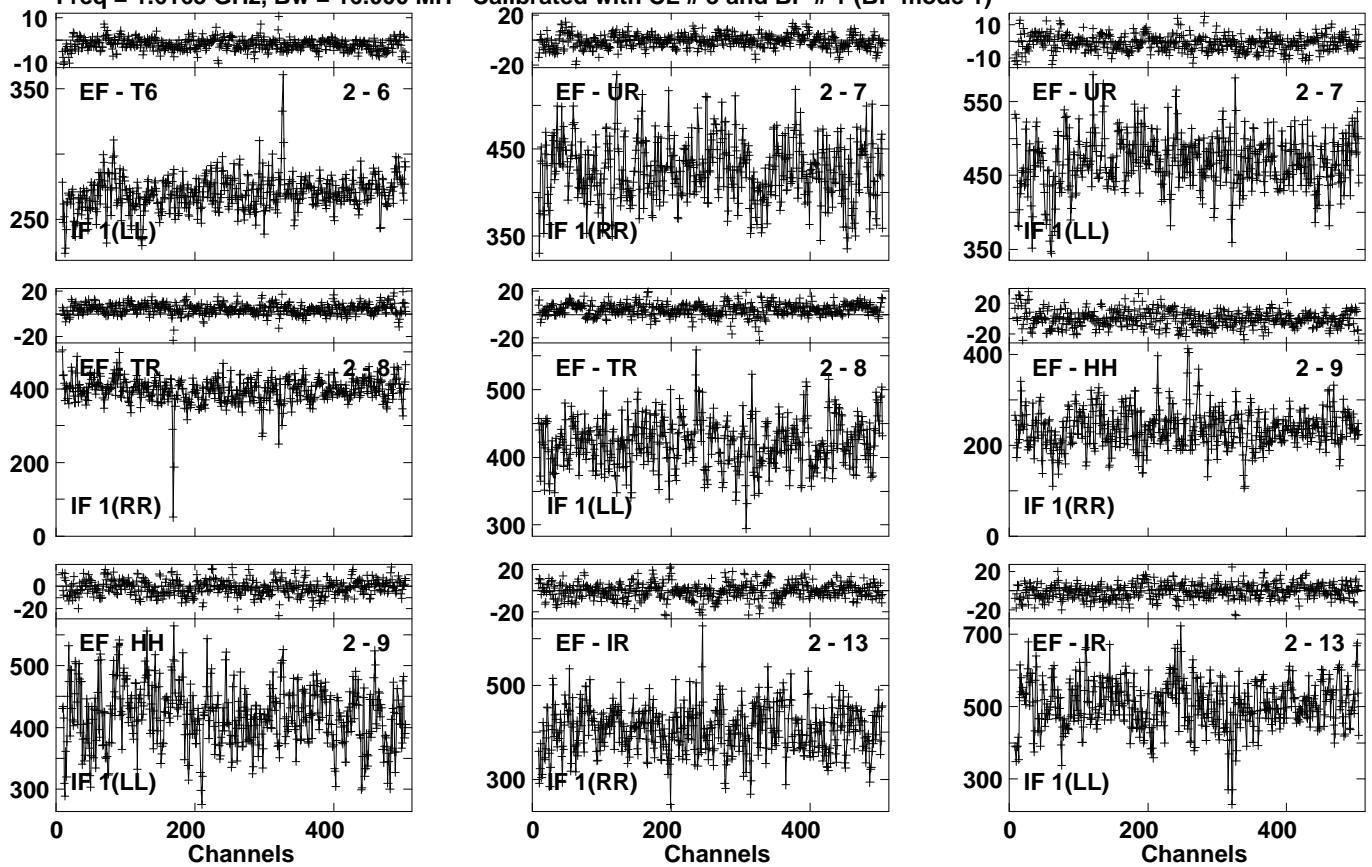


Lower frame: Ampl Jy Top frame: Phas deg
Vector averaged cross-power spectrum Several baselines displayed
Timerange: 00/02:49:01 to 00/02:49:59

Plot file version 133 created 01-FEB-2023 16:30:50

J1748+3404 EW022A 4.UVDATA.1

Freq = 1.6163 GHz, Bw = 16.000 MH Calibrated with CL # 3 and BP # 1 (BP mode 1)

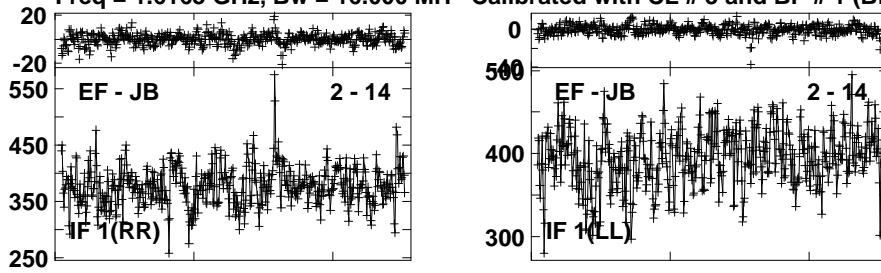


Lower frame: Milli Ampl Jy Top frame: Phas deg
Vector averaged cross-power spectrum Several baselines displayed
Timerange: 00/02:49:01 to 00/02:49:59

Plot file version 134 created 01-FEB-2023 16:30:50

J1748+3404 EW022A 4.UVDATA.1

Freq = 1.6163 GHz, Bw = 16.000 MH Calibrated with CL # 3 and BP # 1 (BP mode 1)

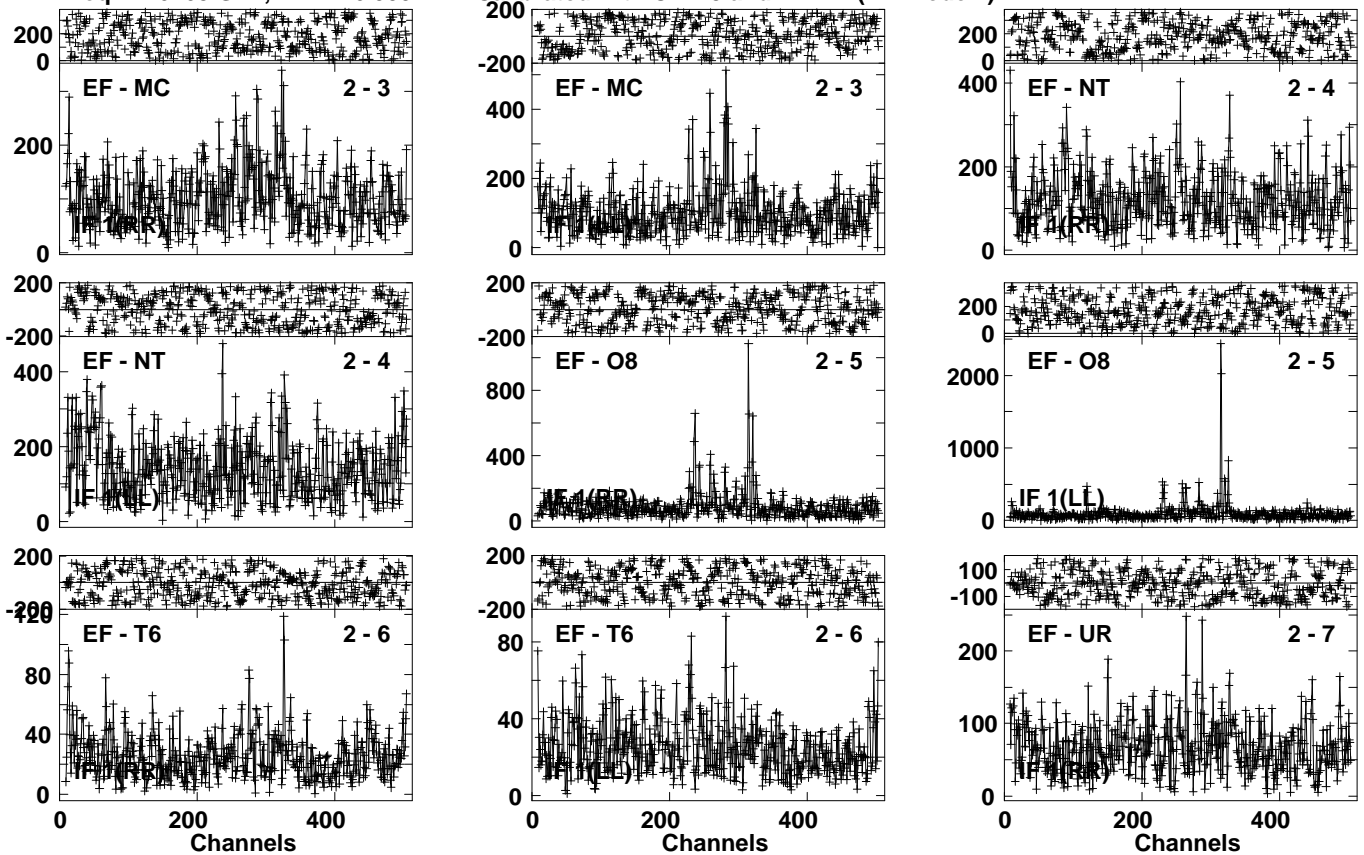


Lower frame: Milli Ampl Jy Top frame: Phas deg
Vector averaged cross-power spectrum Several baselines displayed
Timerange: 00/02:49:01 to 00/02:49:59

Plot file version 135 created 01-FEB-2023 16:30:50

IR17526N EW022A 4.UVDATA.1

Freq = 1.6163 GHz, Bw = 16.000 MH Calibrated with CL # 3 and BP # 1 (BP mode 1)

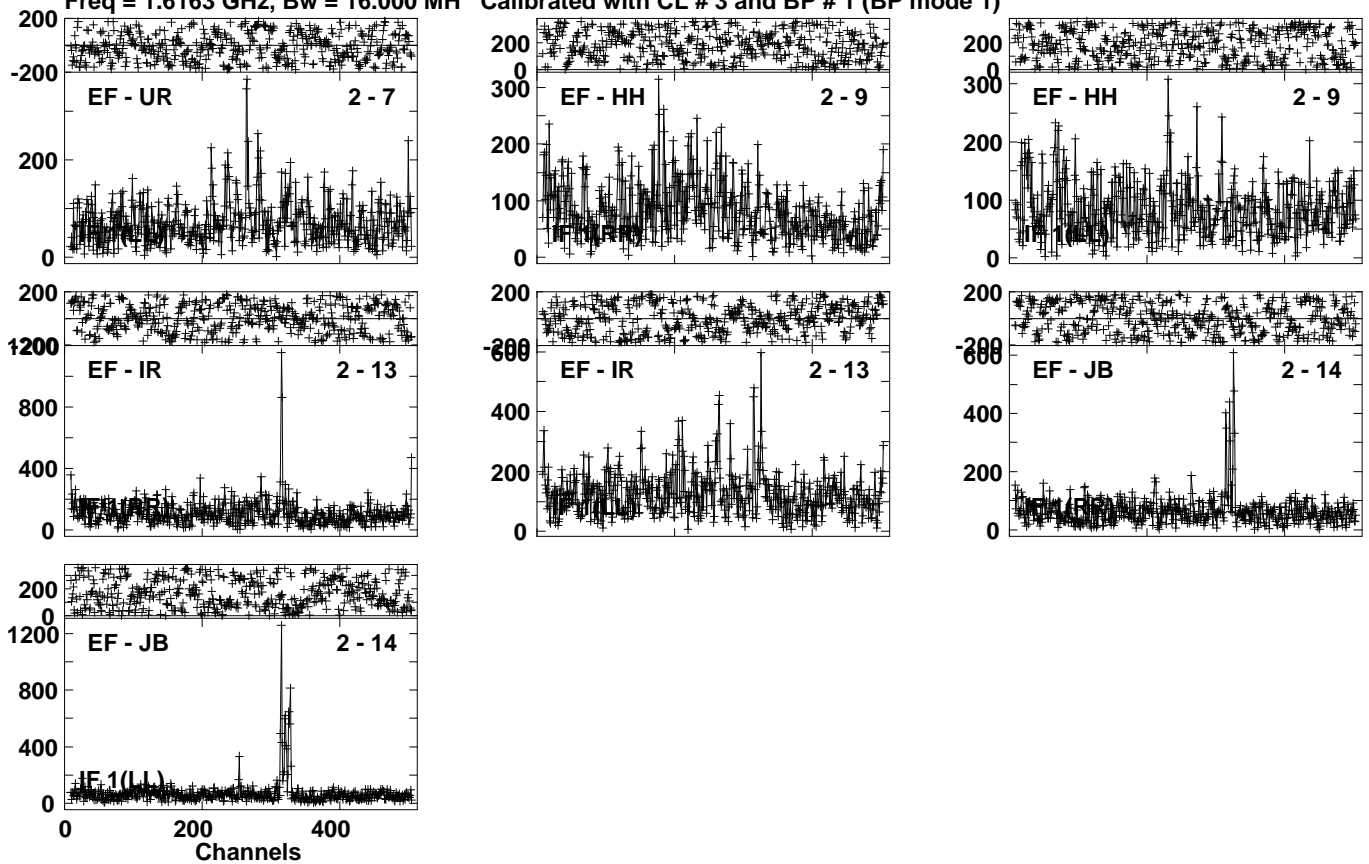


Lower frame: Milli Ampl Jy Top frame: Phas deg
Vector averaged cross-power spectrum Several baselines displayed
Timerange: 00/02:50:01 to 00/02:53:29

Plot file version 136 created 01-FEB-2023 16:30:51

IR17526N EW022A 4.UVDATA.1

Freq = 1.6163 GHz, Bw = 16.000 MH Calibrated with CL # 3 and BP # 1 (BP mode 1)



Lower frame: Milli Ampl Jy Top frame: Phas deg

Vector averaged cross-power spectrum Several baselines displayed

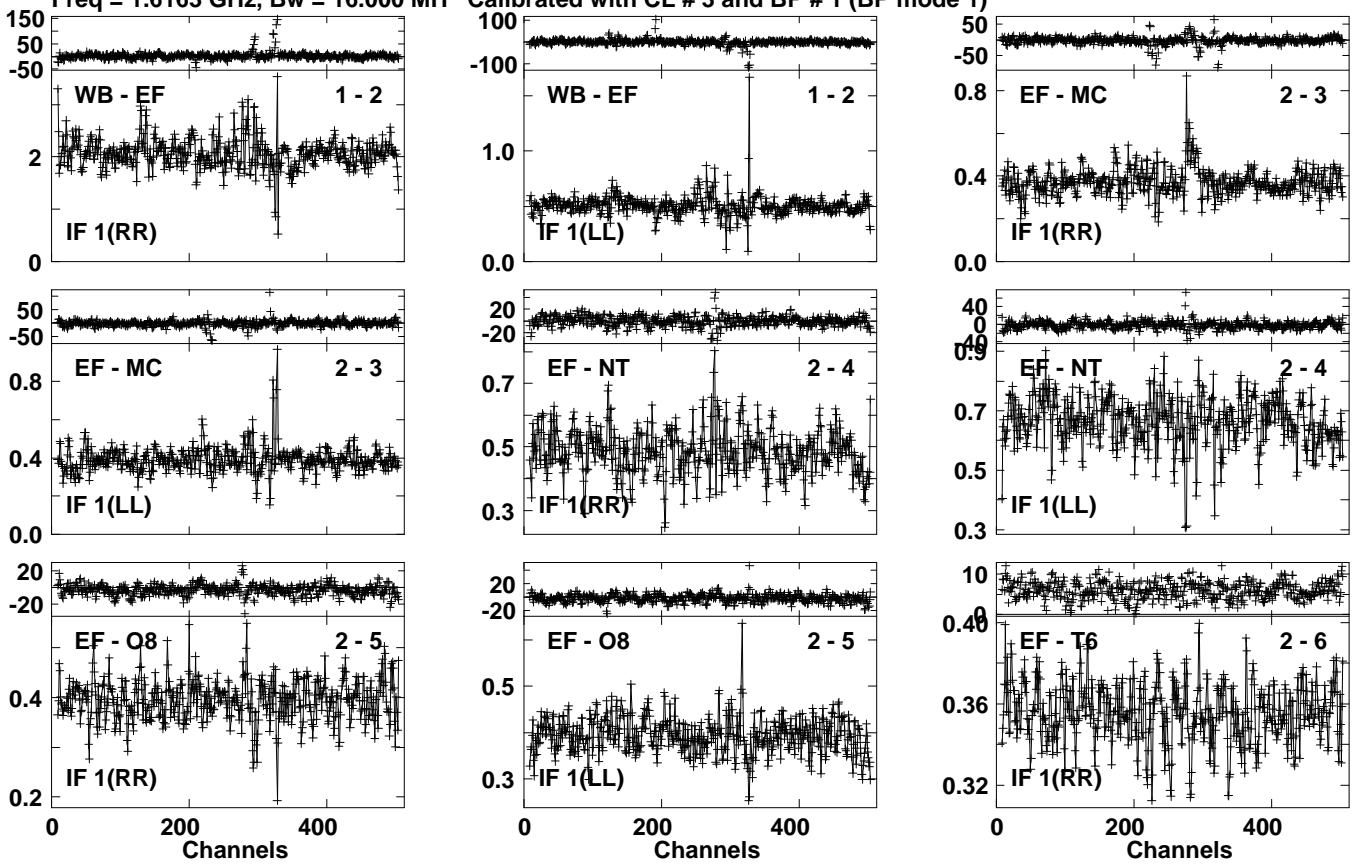
Timerange: 00/02:50:01 to 00/02:53:29

Plot file version 137 created 01-FEB-2023 16:30:51

J1748+3404 EW022A 4.UVDATA.1

Freq = 1.6163 GHz, Bw = 16.000 MH

Calibrated with CL # 3 and BP # 1 (BP mode 1)



Lower frame: Ampl Jy Top frame: Phas deg

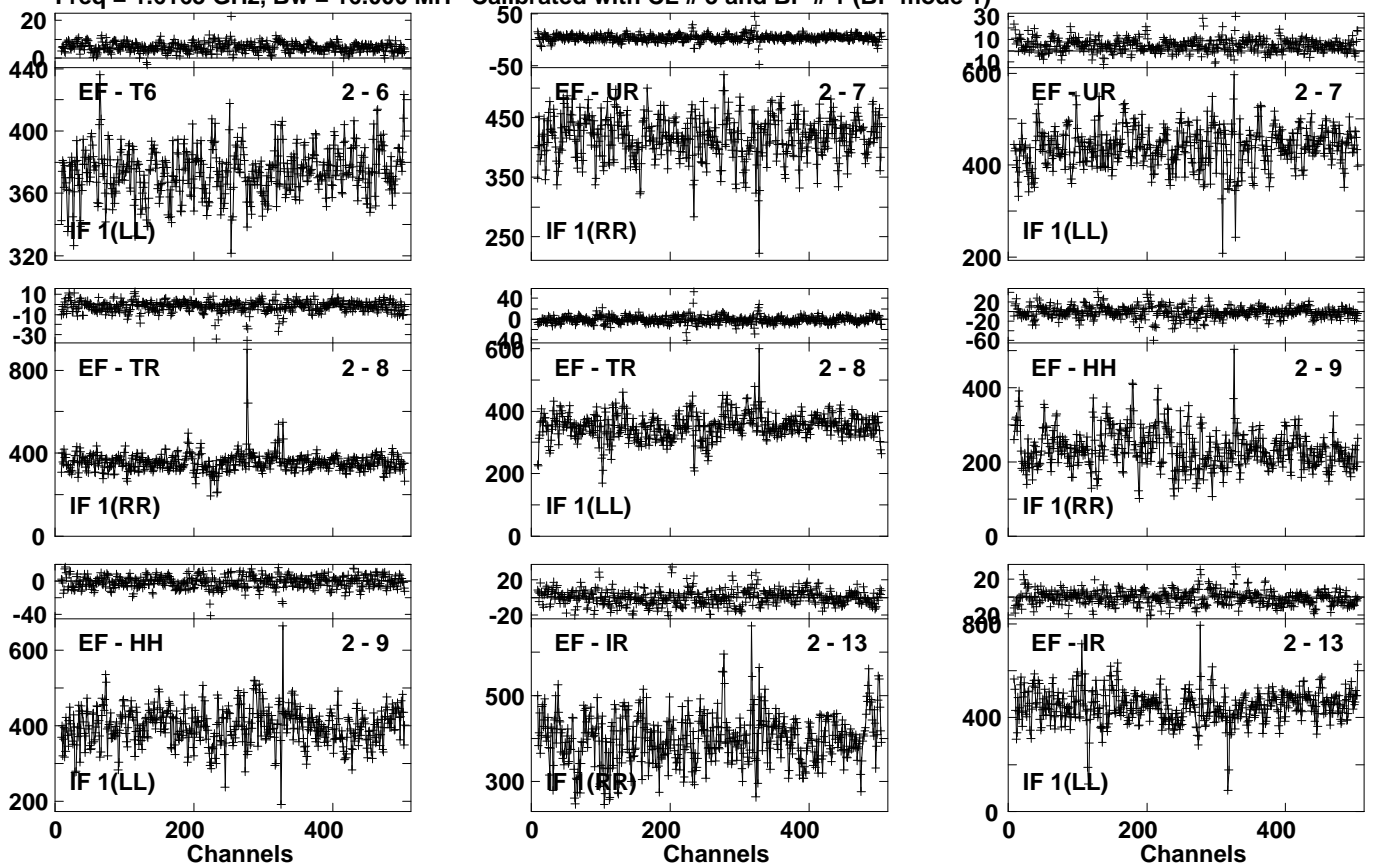
Vector averaged cross-power spectrum Several baselines displayed

Timerange: 00/02:53:31 to 00/02:54:59

Plot file version 138 created 01-FEB-2023 16:30:51

J1748+3404 EW022A 4.UVDATA.1

Freq = 1.6163 GHz, Bw = 16.000 MH Calibrated with CL # 3 and BP # 1 (BP mode 1)

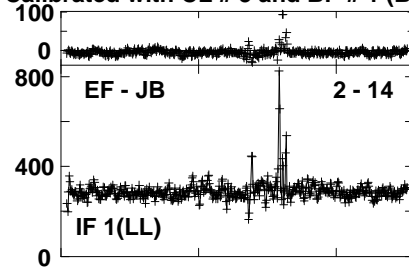
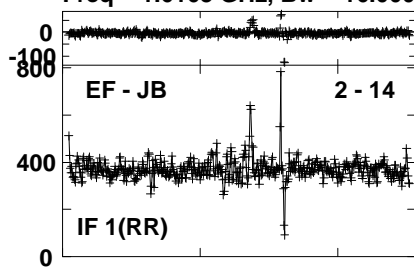


Lower frame: Milli Ampl Jy Top frame: Phas deg
Vector averaged cross-power spectrum Several baselines displayed
Timerange: 00/02:53:31 to 00/02:54:59

Plot file version 139 created 01-FEB-2023 16:30:51

J1748+3404 EW022A 4.UVDATA.1

Freq = 1.6163 GHz, Bw = 16.000 MH Calibrated with CL # 3 and BP # 1 (BP mode 1)



Lower frame: Milli Ampl Jy Top frame: Phas deg

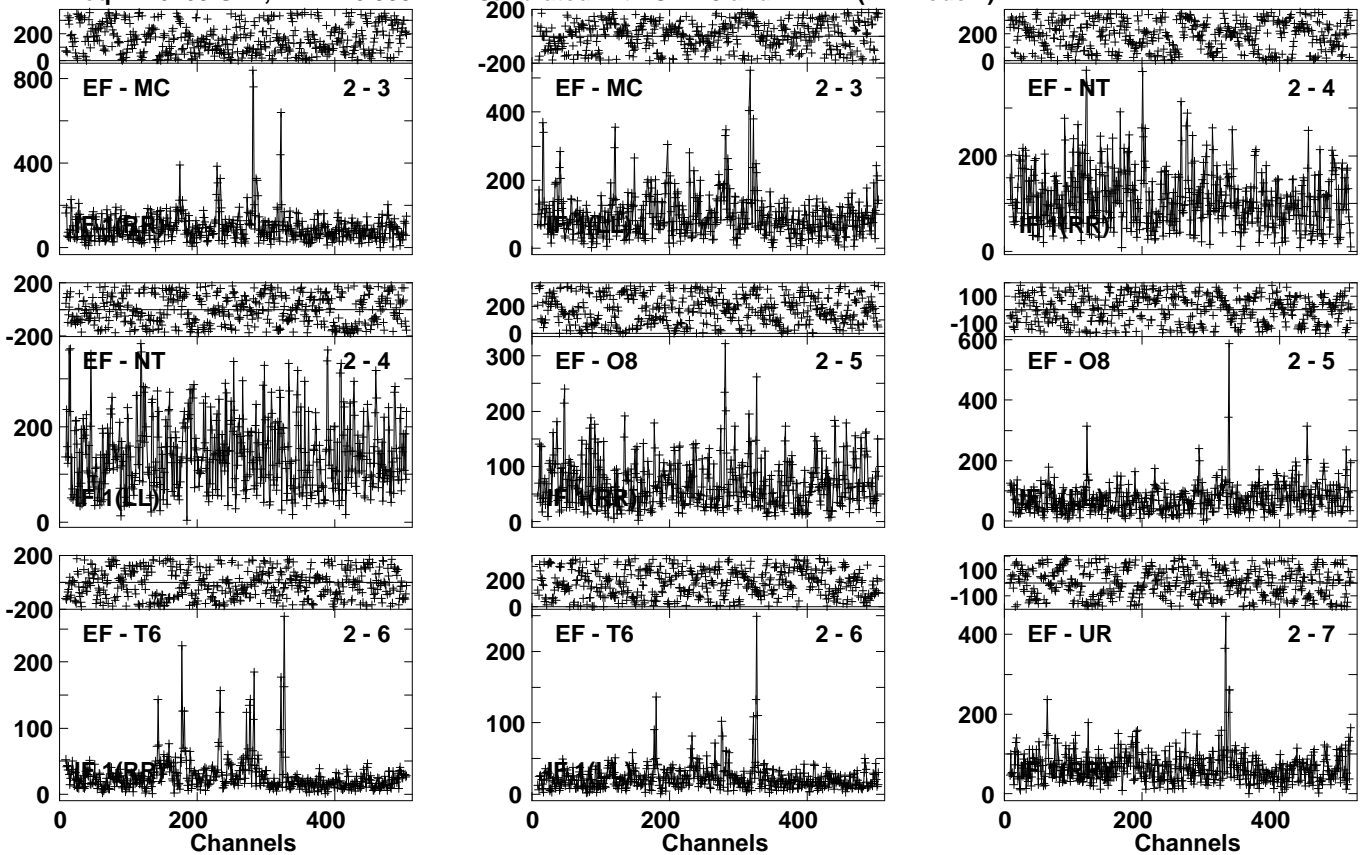
Vector averaged cross-power spectrum Several baselines displayed

Timerange: 00/02:53:31 to 00/02:54:59

Plot file version 140 created 01-FEB-2023 16:30:51

IR17526N EW022A 4.UVDATA.1

Freq = 1.6163 GHz, Bw = 16.000 MH Calibrated with CL # 3 and BP # 1 (BP mode 1)

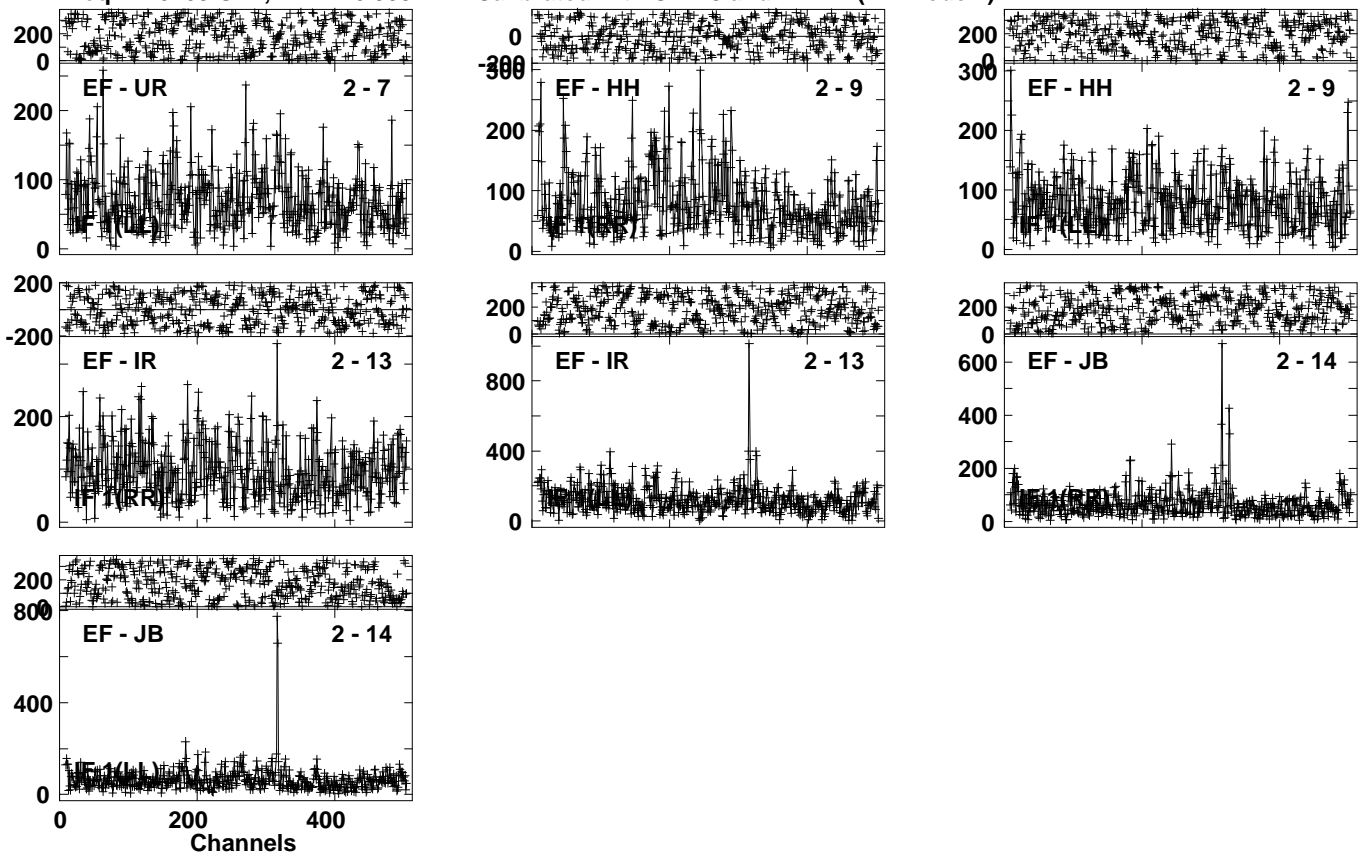


Lower frame: Milli Ampl Jy Top frame: Phas deg
Vector averaged cross-power spectrum Several baselines displayed
Timerange: 00/02:55:01 to 00/02:58:29

Plot file version 141 created 01-FEB-2023 16:30:52

IR17526N EW022A 4.UVDATA.1

Freq = 1.6163 GHz, Bw = 16.000 MH Calibrated with CL # 3 and BP # 1 (BP mode 1)



Lower frame: Milli Ampl Jy Top frame: Phas deg

Vector averaged cross-power spectrum Several baselines displayed

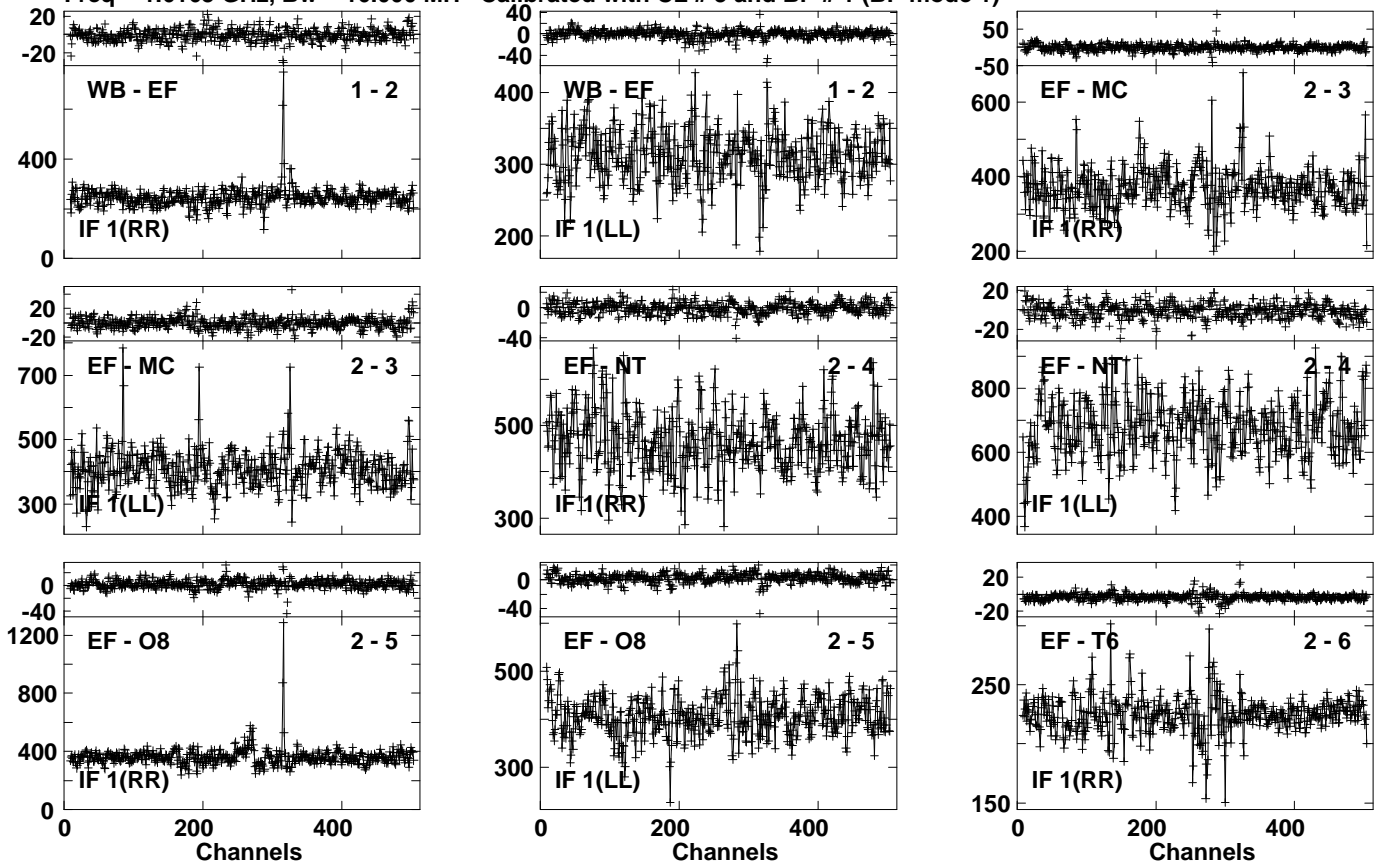
Timerange: 00/02:55:01 to 00/02:58:29

Plot file version 142 created 01-FEB-2023 16:30:52

J1748+3404 EW022A 4.UVDATA.1

Freq = 1.6163 GHz, Bw = 16.000 MH

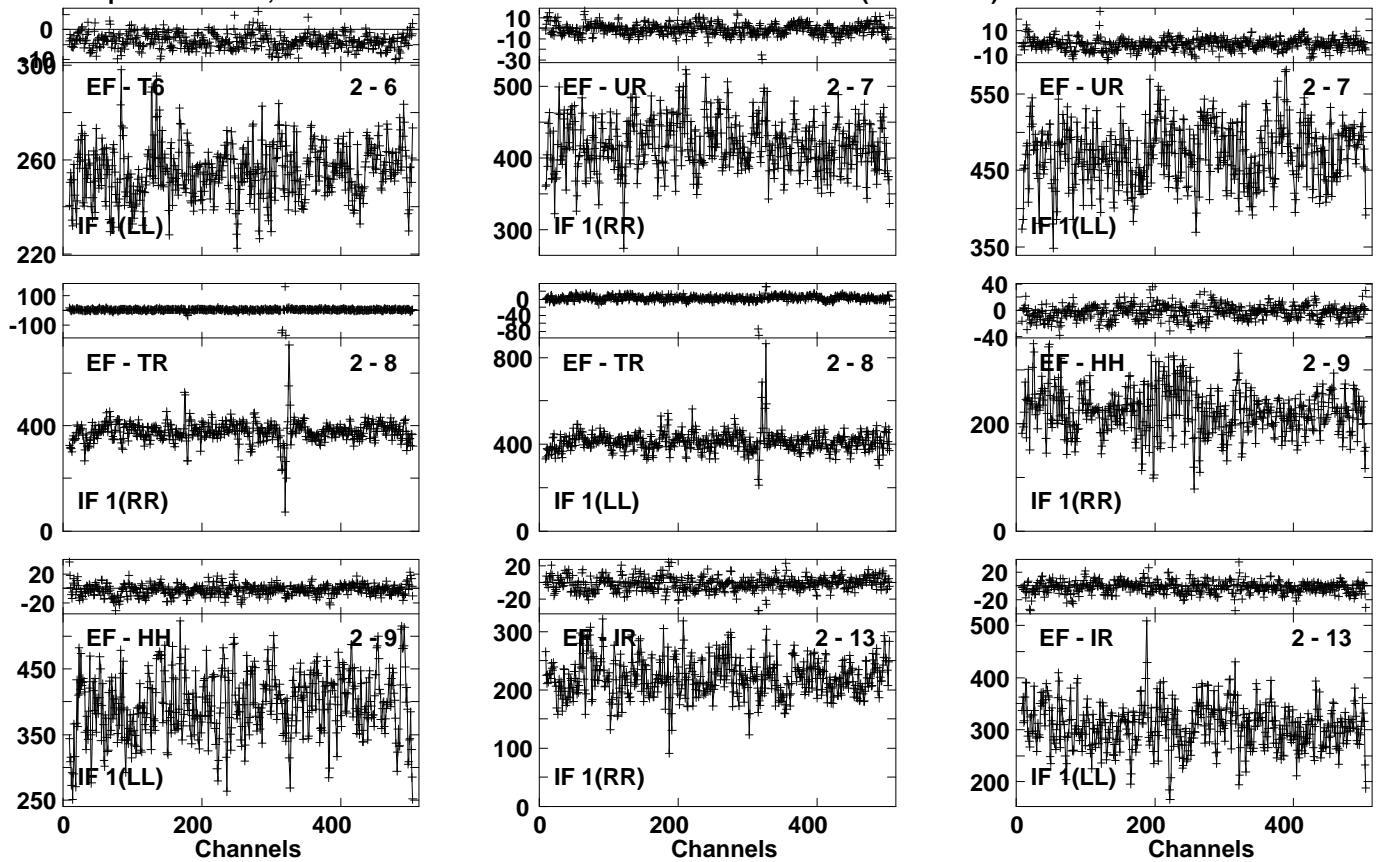
Calibrated with CL # 3 and BP # 1 (BP mode 1)



Plot file version 143 created 01-FEB-2023 16:30:52

J1748+3404 EW022A 4.UVDATA.1

Freq = 1.6163 GHz, Bw = 16.000 MH Calibrated with CL # 3 and BP # 1 (BP mode 1)

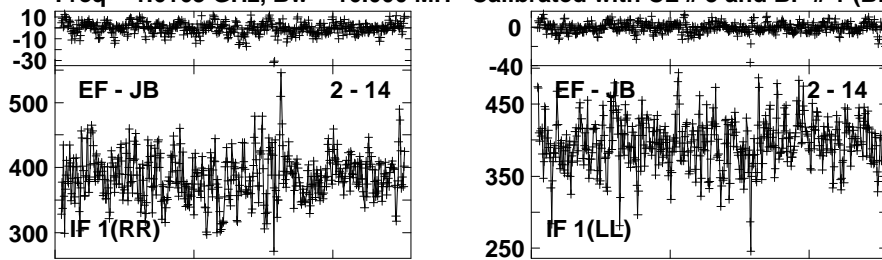


Lower frame: Milli Ampl Jy Top frame: Phas deg
Vector averaged cross-power spectrum Several baselines displayed
Timerange: 00/02:59:01 to 00/02:59:59

Plot file version 144 created 01-FEB-2023 16:30:52

J1748+3404 EW022A 4.UVDATA.1

Freq = 1.6163 GHz, Bw = 16.000 MH Calibrated with CL # 3 and BP # 1 (BP mode 1)

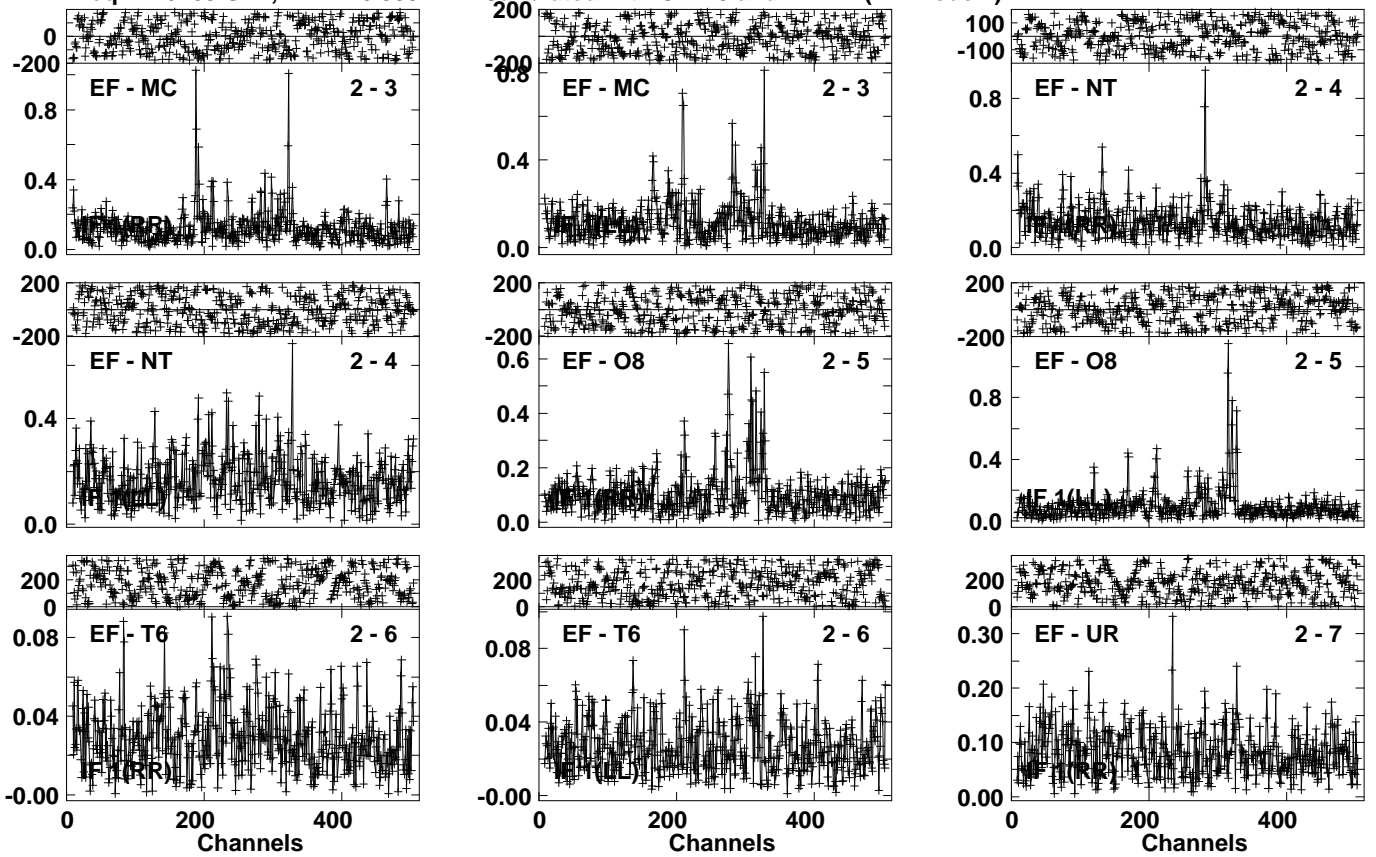


Lower frame: Milli Ampl Jy Top frame: Phas deg
Vector averaged cross-power spectrum Several baselines displayed
Timerange: 00/02:59:01 to 00/02:59:59

Plot file version 145 created 01-FEB-2023 16:30:53

IR17526N EW022A 4.UVDATA.1

Freq = 1.6163 GHz, Bw = 16.000 MH Calibrated with CL # 3 and BP # 1 (BP mode 1)

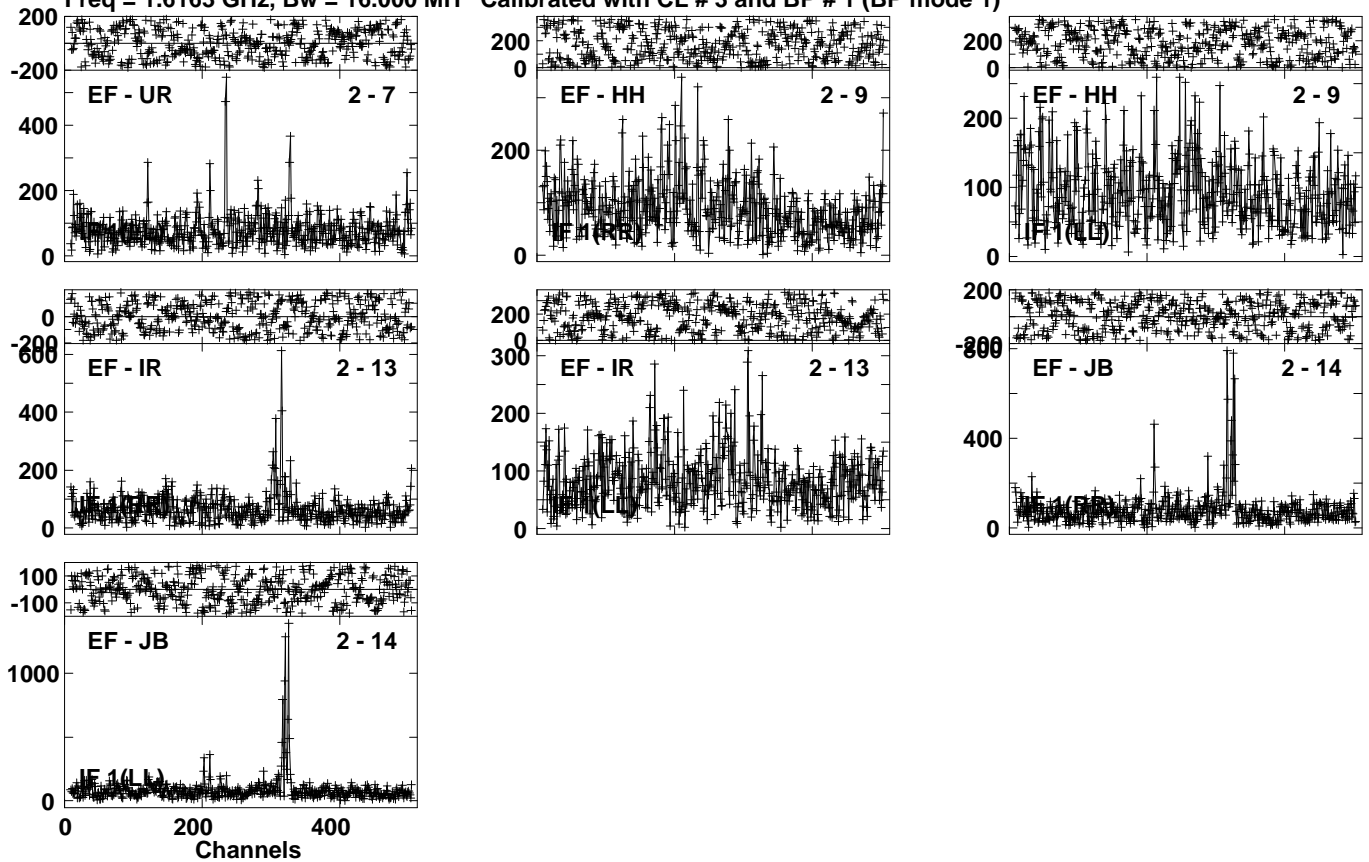


Lower frame: Ampl Jy Top frame: Phas deg
Vector averaged cross-power spectrum Several baselines displayed
Timerange: 00/03:00:01 to 00/03:03:29

Plot file version 146 created 01-FEB-2023 16:30:53

IR17526N EW022A 4.UVDATA.1

Freq = 1.6163 GHz, Bw = 16.000 MH Calibrated with CL # 3 and BP # 1 (BP mode 1)



Lower frame: Milli Ampl Jy Top frame: Phas deg

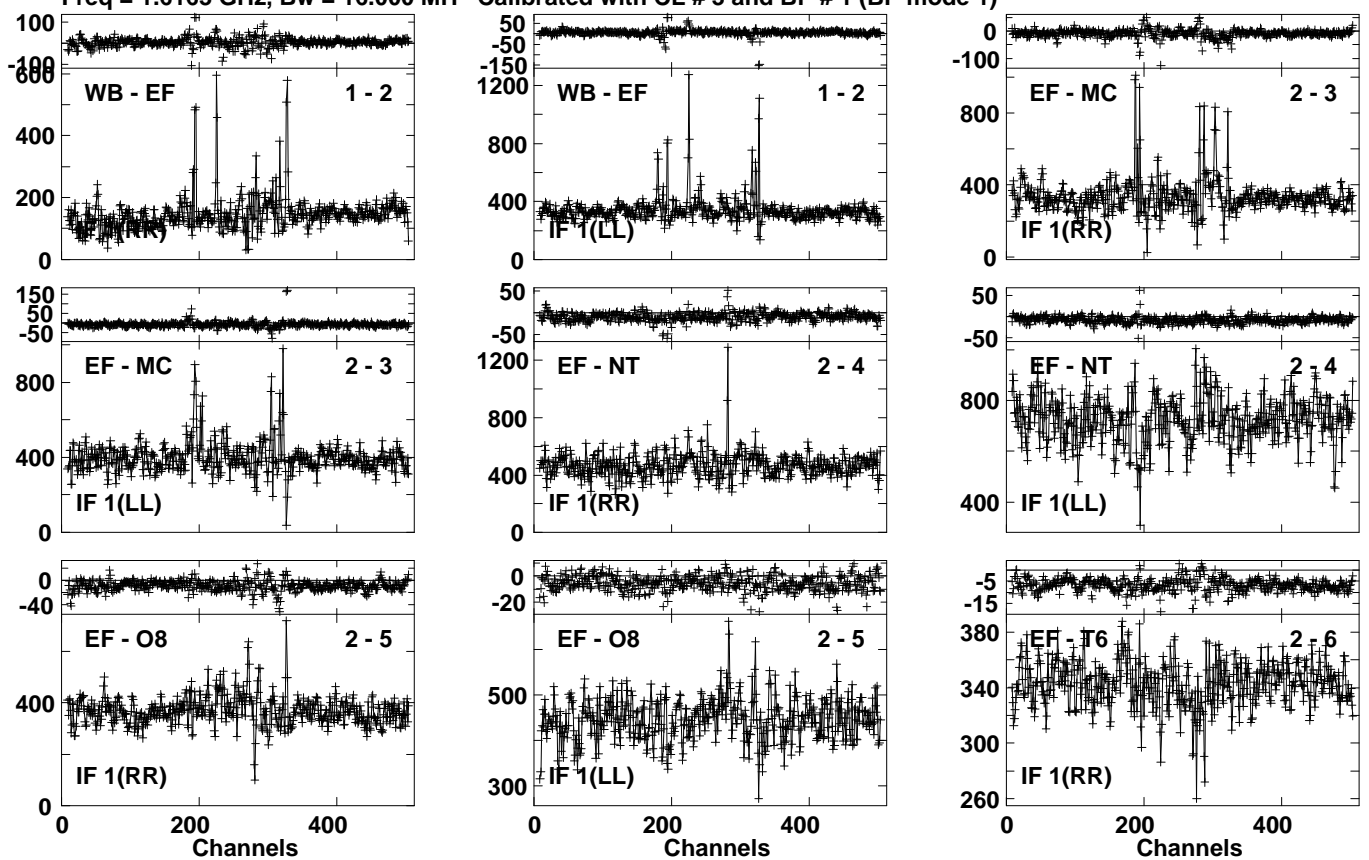
Vector averaged cross-power spectrum Several baselines displayed

Timerange: 00/03:00:01 to 00/03:03:29

Plot file version 147 created 01-FEB-2023 16:30:53

J1748+3404 EW022A 4.UVDATA.1

Freq = 1.6163 GHz, Bw = 16.000 MH Calibrated with CL # 3 and BP # 1 (BP mode 1)

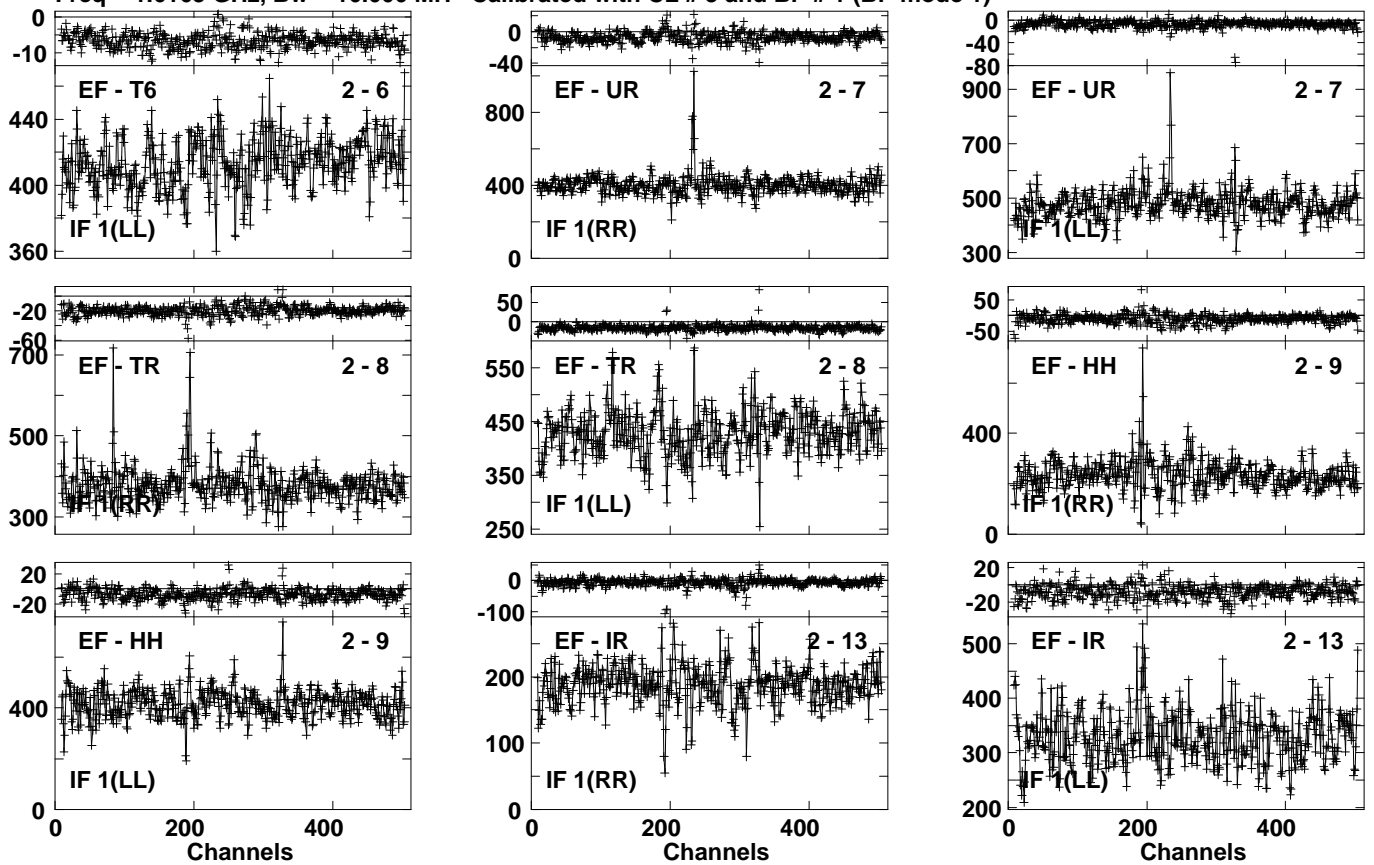


Lower frame: Milli Ampl Jy Top frame: Phas deg
Vector averaged cross-power spectrum Several baselines displayed
Timerange: 00/03:03:31 to 00/03:04:59

Plot file version 148 created 01-FEB-2023 16:30:53

J1748+3404 EW022A 4.UVDATA.1

Freq = 1.6163 GHz, Bw = 16.000 MH Calibrated with CL # 3 and BP # 1 (BP mode 1)

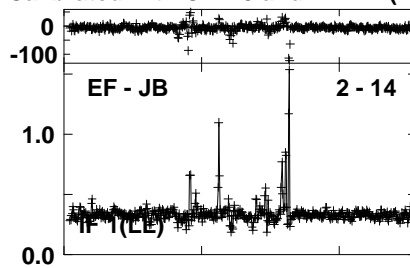
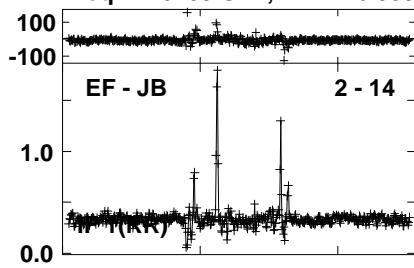


Lower frame: Milli Ampl Jy Top frame: Phas deg
Vector averaged cross-power spectrum Several baselines displayed
Timerange: 00/03:03:31 to 00/03:04:59

Plot file version 149 created 01-FEB-2023 16:30:53

J1748+3404 EW022A 4.UVDATA.1

Freq = 1.6163 GHz, Bw = 16.000 MH Calibrated with CL # 3 and BP # 1 (BP mode 1)



Lower frame: Ampl Jy Top frame: Phas deg

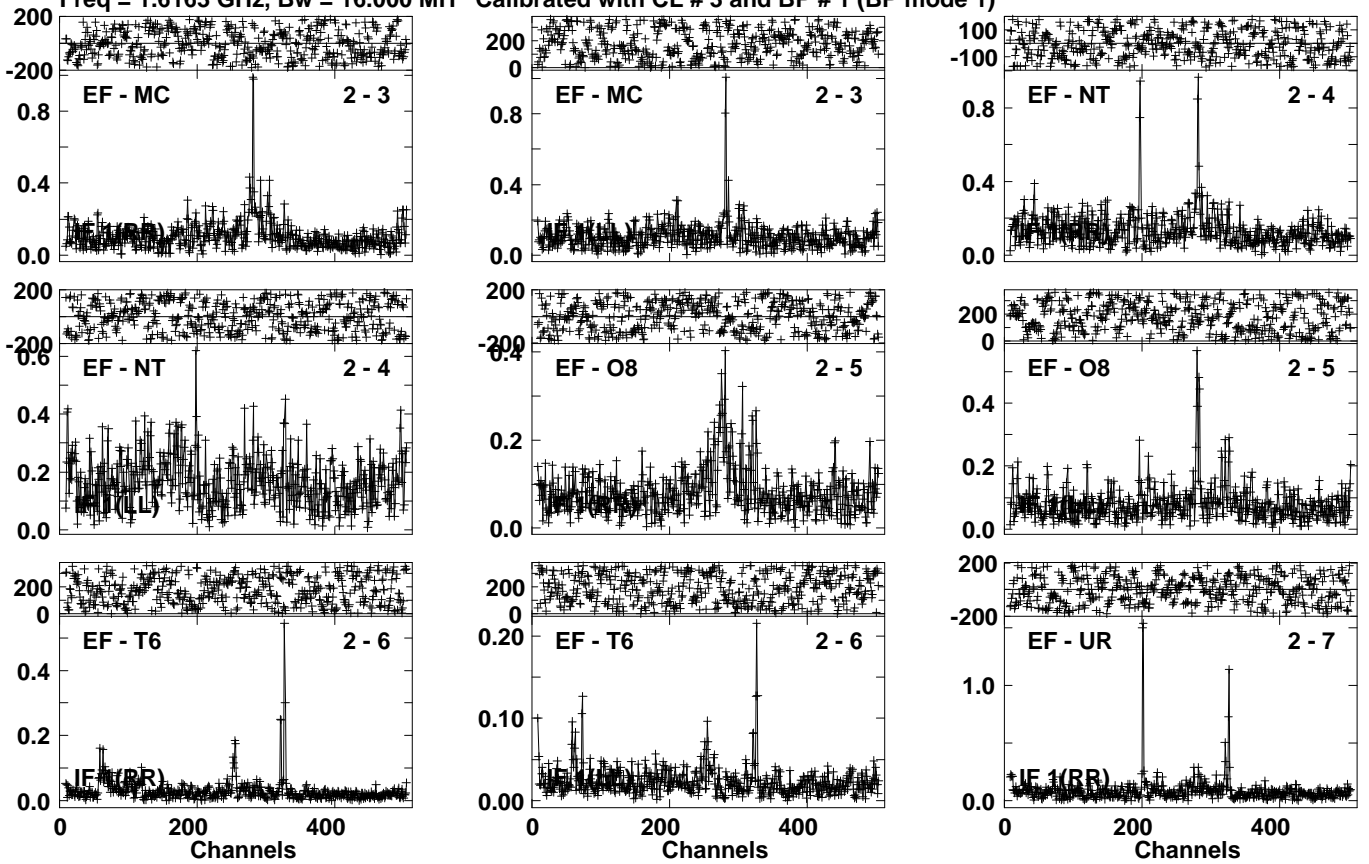
Vector averaged cross-power spectrum Several baselines displayed

Timerange: 00/03:03:31 to 00/03:04:59

Plot file version 150 created 01-FEB-2023 16:30:54

IR17526N EW022A 4.UVDATA.1

Freq = 1.6163 GHz, Bw = 16.000 MH Calibrated with CL # 3 and BP # 1 (BP mode 1)

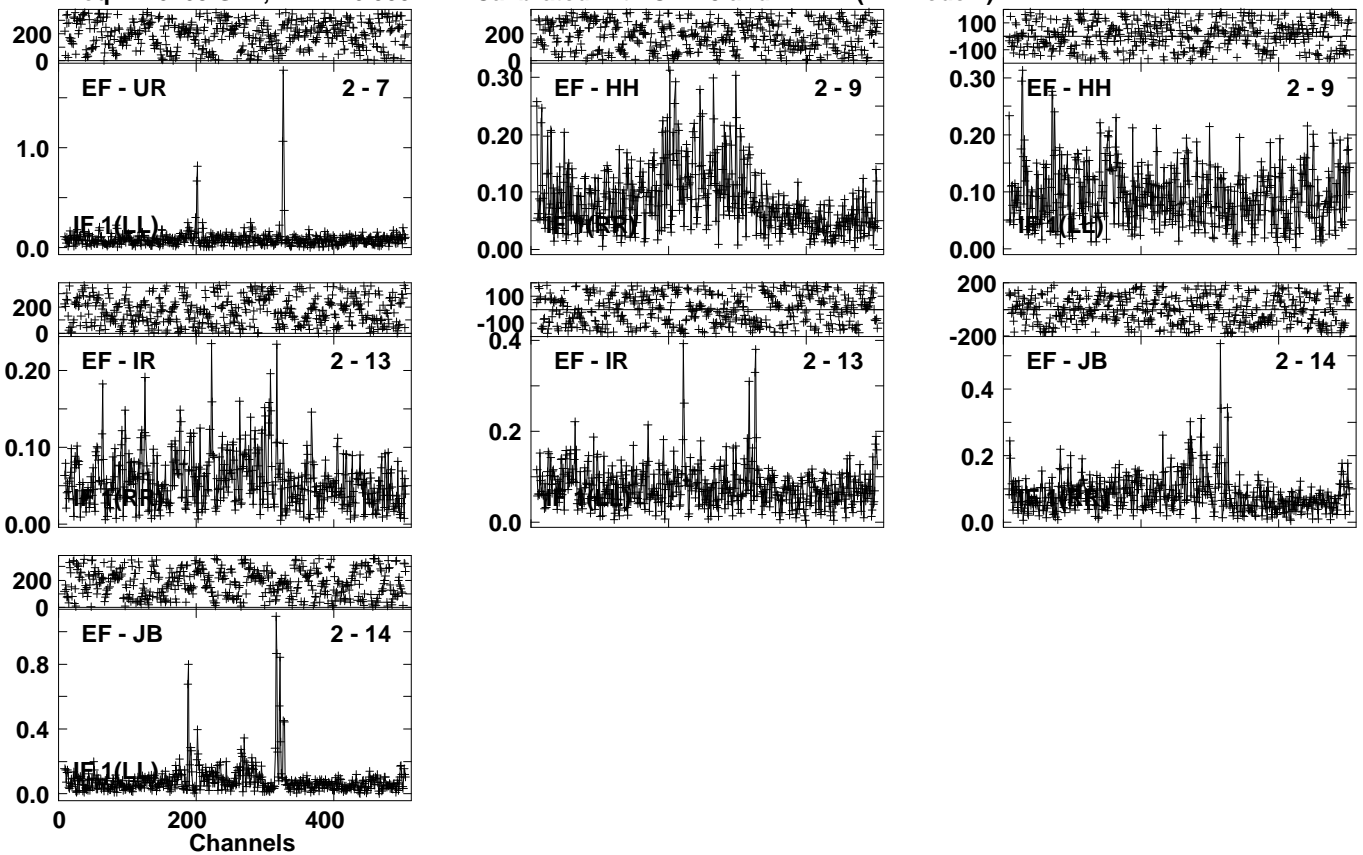


Lower frame: Ampl Jy Top frame: Phas deg
Vector averaged cross-power spectrum Several baselines displayed
Timerange: 00/03:05:01 to 00/03:08:29

Plot file version 151 created 01-FEB-2023 16:30:54

IR17526N EW022A 4.UVDATA.1

Freq = 1.6163 GHz, Bw = 16.000 MH Calibrated with CL # 3 and BP # 1 (BP mode 1)

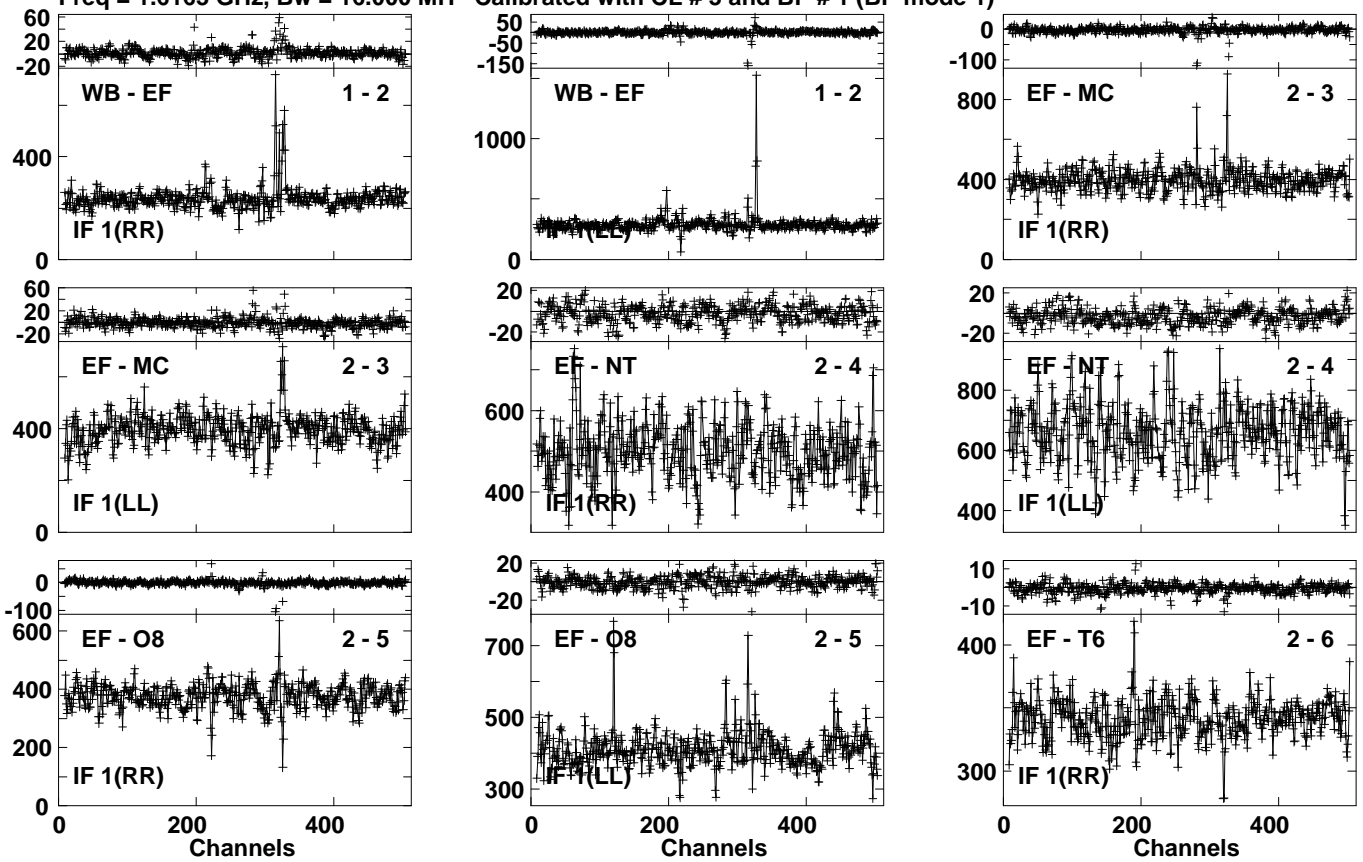


Lower frame: Ampl Jy Top frame: Phas deg
Vector averaged cross-power spectrum Several baselines displayed
Timerange: 00/03:05:01 to 00/03:08:29

Plot file version 152 created 01-FEB-2023 16:30:54

J1748+3404 EW022A 4.UVDATA.1

Freq = 1.6163 GHz, Bw = 16.000 MH Calibrated with CL # 3 and BP # 1 (BP mode 1)

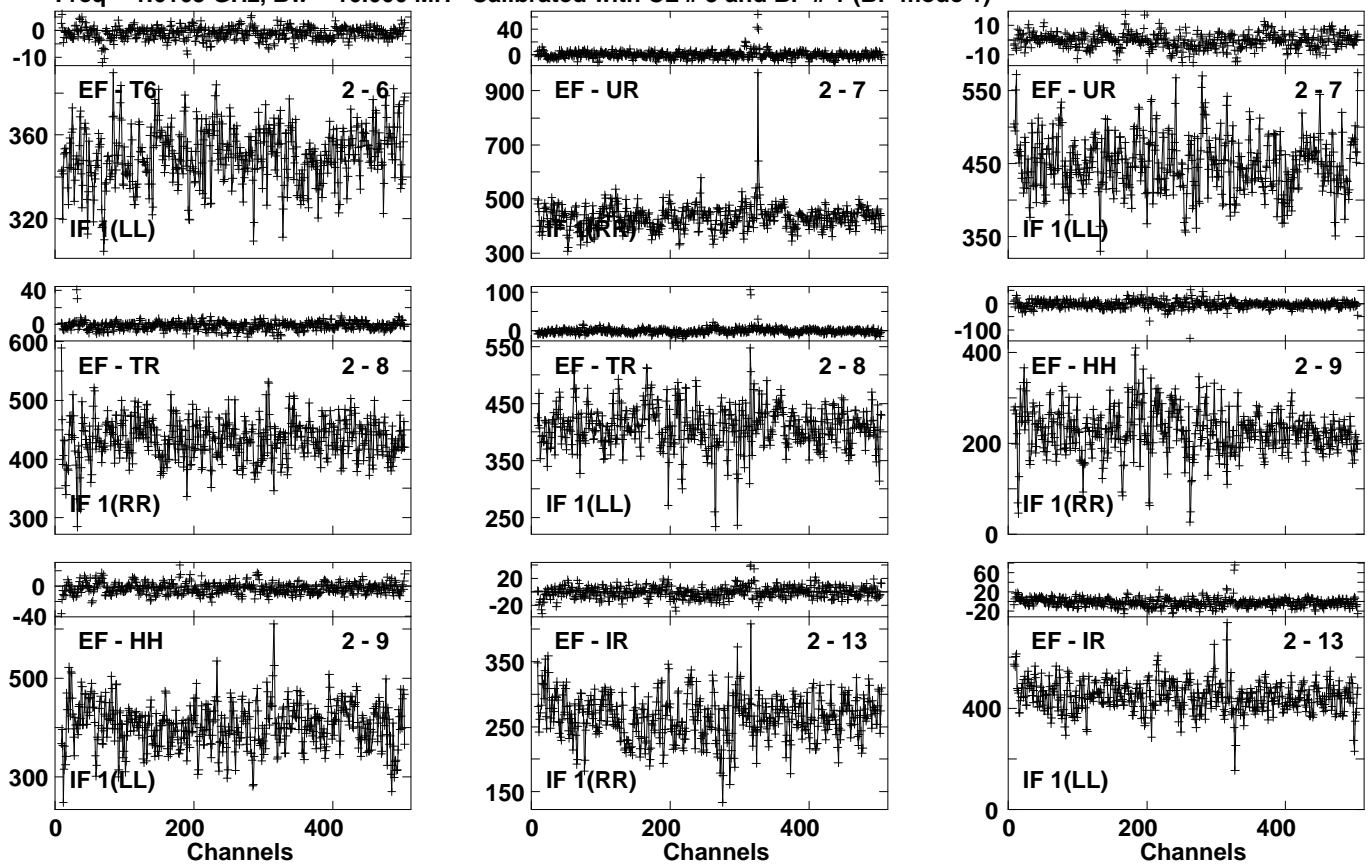


Lower frame: Milli Ampl Jy Top frame: Phas deg
Vector averaged cross-power spectrum Several baselines displayed
Timerange: 00/03:09:01 to 00/03:09:59

Plot file version 153 created 01-FEB-2023 16:30:54

J1748+3404 EW022A 4.UVDATA.1

Freq = 1.6163 GHz, Bw = 16.000 MH Calibrated with CL # 3 and BP # 1 (BP mode 1)

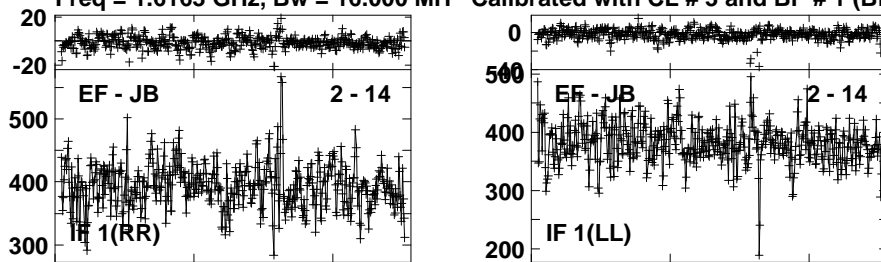


Lower frame: Milli Ampl Jy Top frame: Phas deg
Vector averaged cross-power spectrum Several baselines displayed
Timerange: 00/03:09:01 to 00/03:09:59

Plot file version 154 created 01-FEB-2023 16:30:54

J1748+3404 EW022A 4.UVDATA.1

Freq = 1.6163 GHz, Bw = 16.000 MH Calibrated with CL # 3 and BP # 1 (BP mode 1)

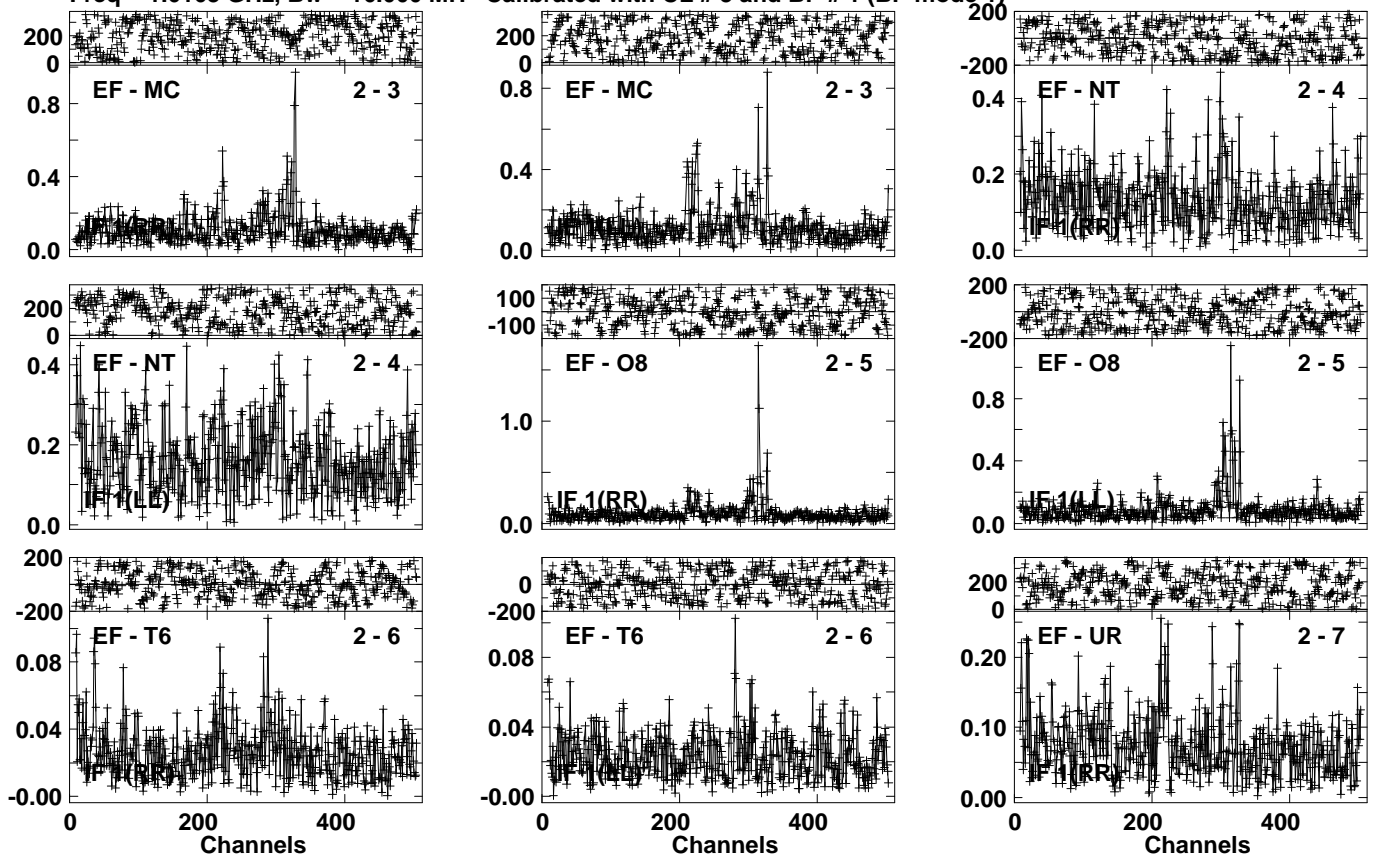


Lower frame: Milli Ampl Jy Top frame: Phas deg
Vector averaged cross-power spectrum Several baselines displayed
Timerange: 00/03:09:01 to 00/03:09:59

Plot file version 155 created 01-FEB-2023 16:30:54

IR17526N EW022A 4.UVDATA.1

Freq = 1.6163 GHz, Bw = 16.000 MH Calibrated with CL # 3 and BP # 1 (BP mode 1)



Lower frame: Ampl Jy Top frame: Phas deg

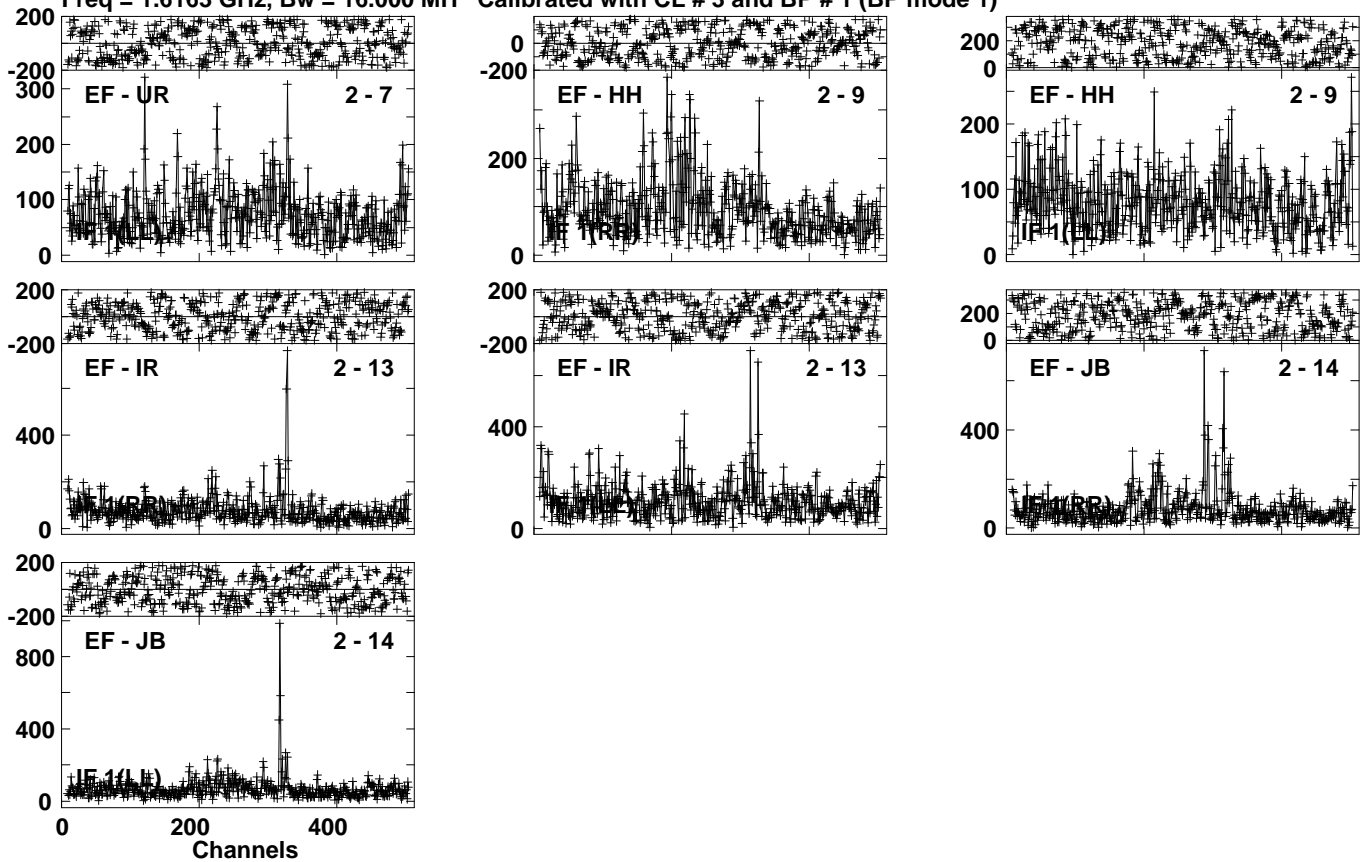
Vector averaged cross-power spectrum Several baselines displayed

Timerange: 00/03:10:01 to 00/03:13:29

Plot file version 156 created 01-FEB-2023 16:30:55

IR17526N EW022A 4.UVDATA.1

Freq = 1.6163 GHz, Bw = 16.000 MH Calibrated with CL # 3 and BP # 1 (BP mode 1)



Lower frame: Milli Ampl Jy Top frame: Phas deg

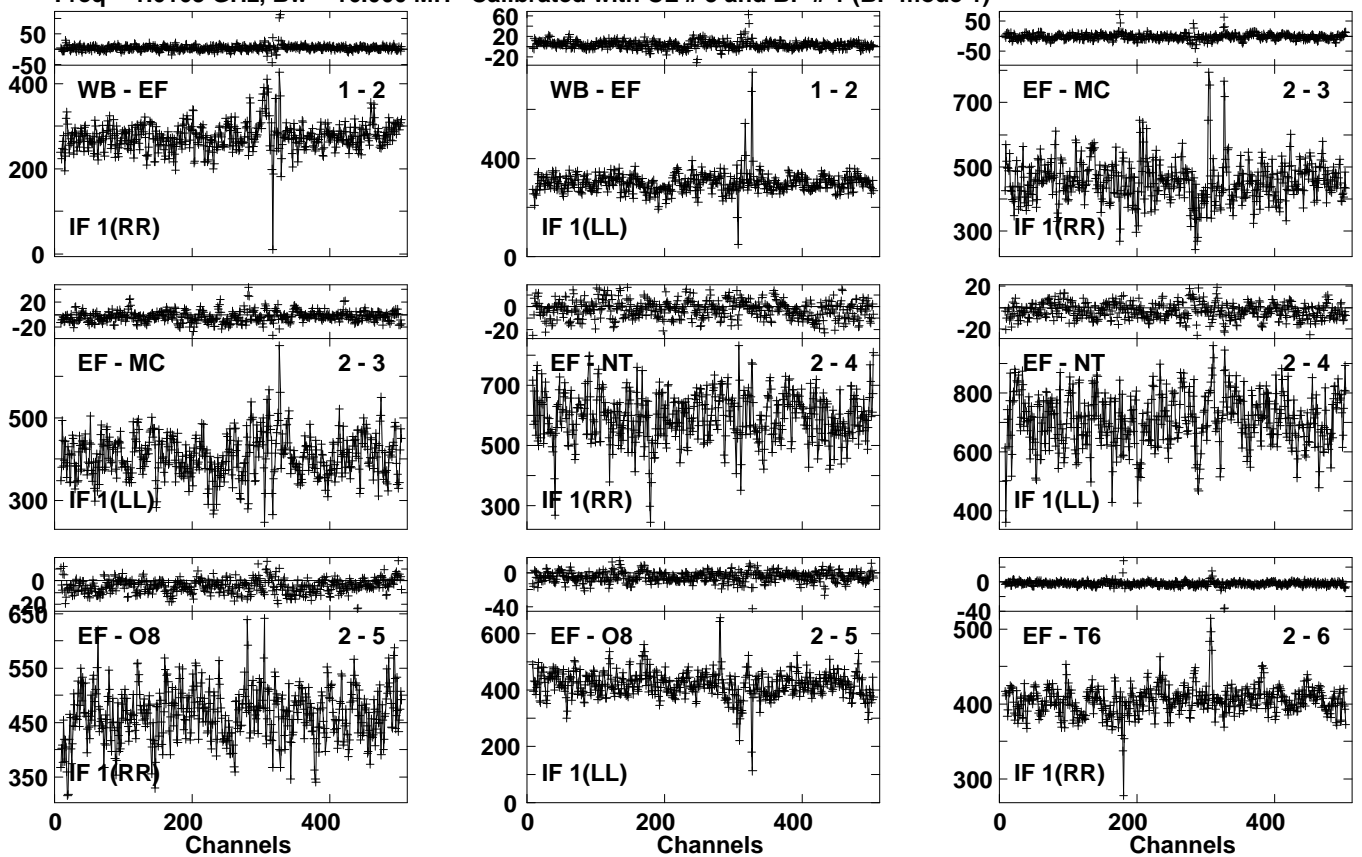
Vector averaged cross-power spectrum Several baselines displayed

Timerange: 00/03:10:01 to 00/03:13:29

Plot file version 157 created 01-FEB-2023 16:30:55

J1748+3404 EW022A 4.UVDATA.1

Freq = 1.6163 GHz, Bw = 16.000 MH Calibrated with CL # 3 and BP # 1 (BP mode 1)

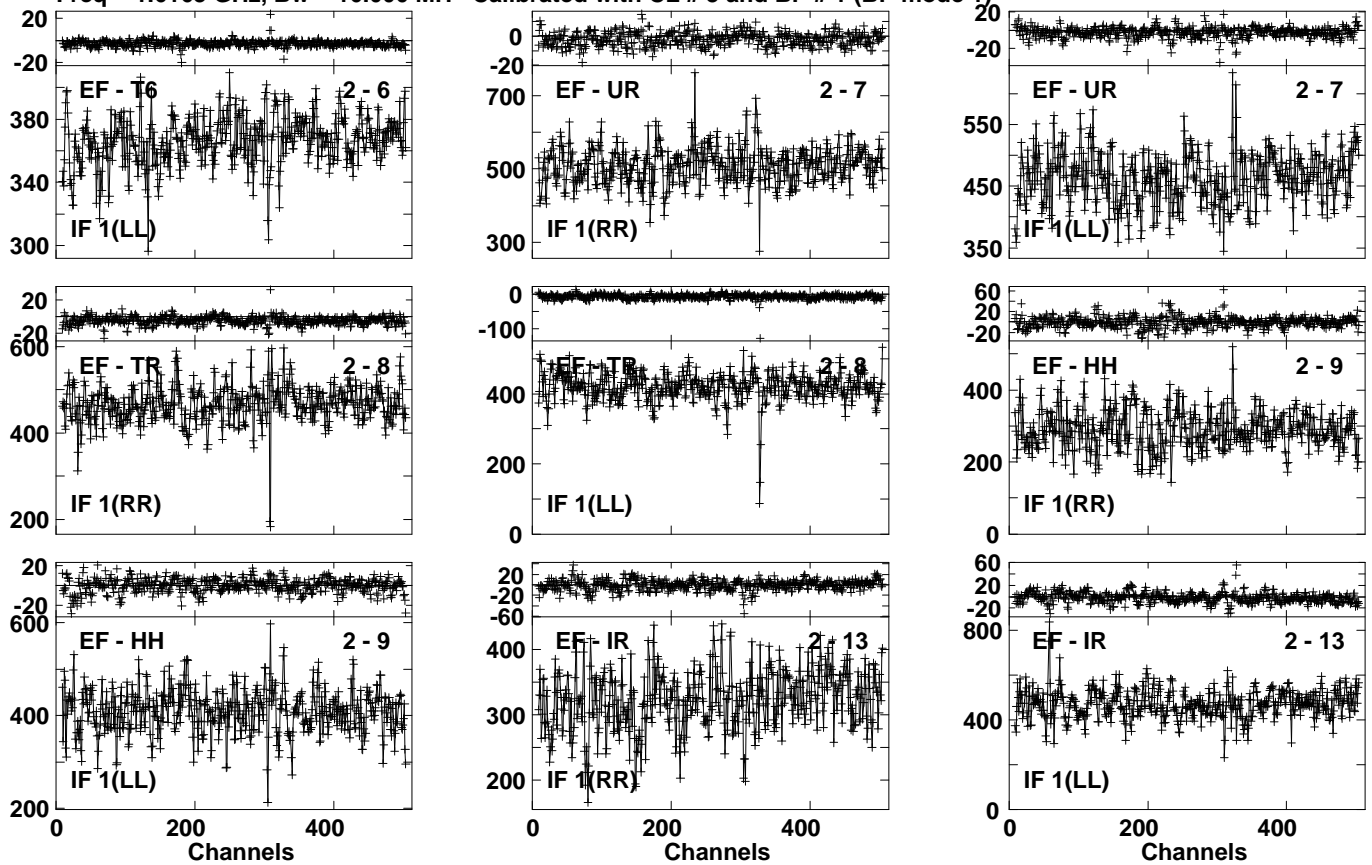


Lower frame: Milli Ampl Jy Top frame: Phas deg
Vector averaged cross-power spectrum Several baselines displayed
Timerange: 00/03:13:31 to 00/03:14:59

Plot file version 158 created 01-FEB-2023 16:30:55

J1748+3404 EW022A 4.UVDATA.1

Freq = 1.6163 GHz, Bw = 16.000 MH Calibrated with CL # 3 and BP # 1 (BP mode 1)

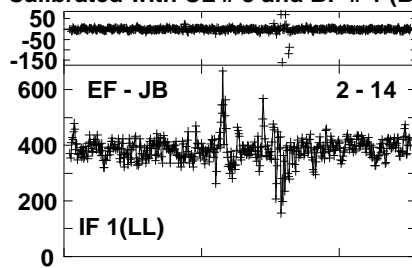
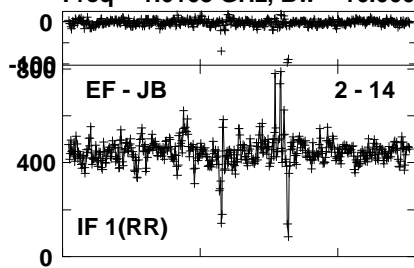


Lower frame: Milli Ampl Jy Top frame: Phas deg
Vector averaged cross-power spectrum Several baselines displayed
Timerange: 00/03:13:31 to 00/03:14:59

Plot file version 159 created 01-FEB-2023 16:30:55

J1748+3404 EW022A 4.UVDATA.1

Freq = 1.6163 GHz, Bw = 16.000 MH Calibrated with CL # 3 and BP # 1 (BP mode 1)



Lower frame: Milli Ampl Jy Top frame: Phas deg

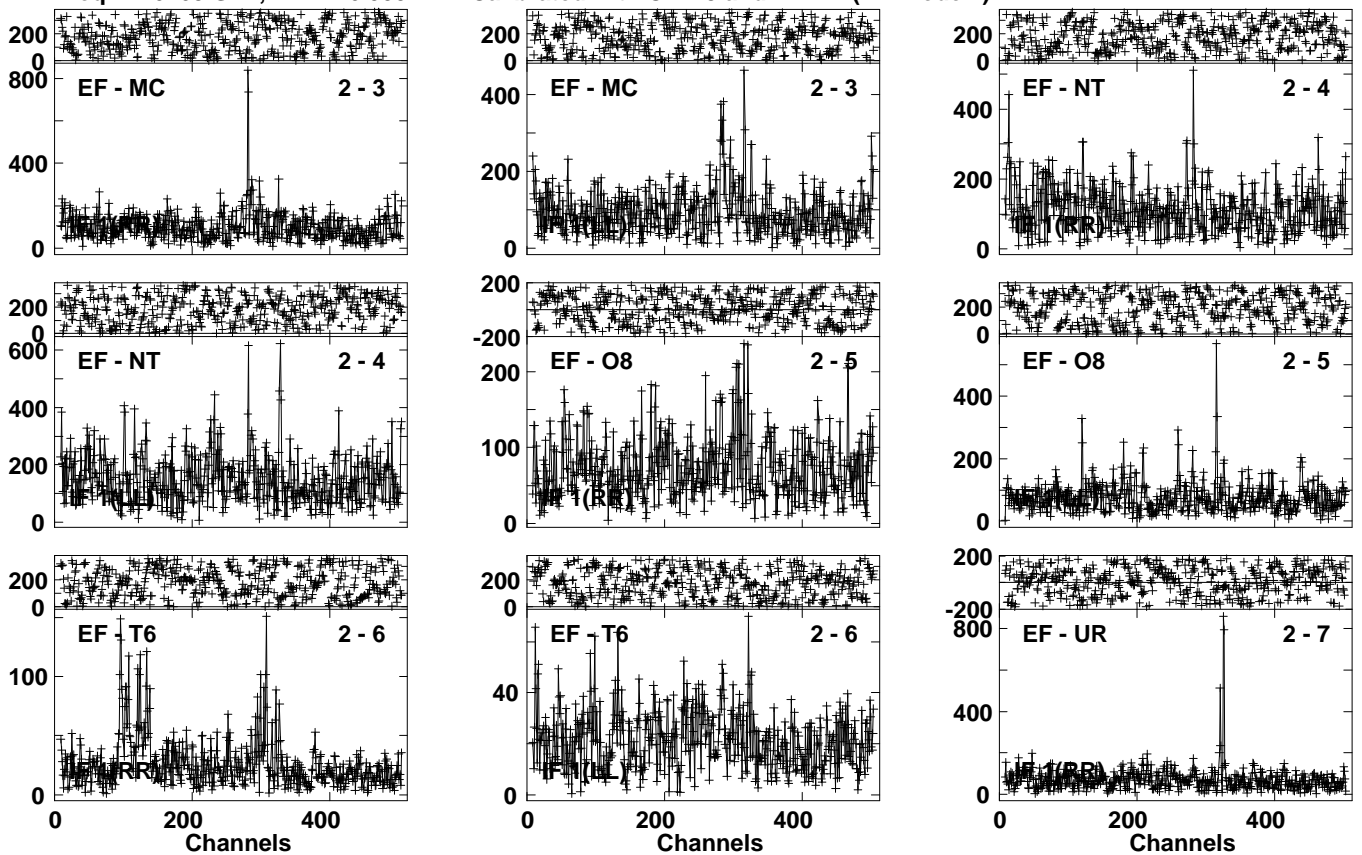
Vector averaged cross-power spectrum Several baselines displayed

Timerange: 00/03:13:31 to 00/03:14:59

Plot file version 160 created 01-FEB-2023 16:30:55

IR17526N EW022A 4.UVDATA.1

Freq = 1.6163 GHz, Bw = 16.000 MH Calibrated with CL # 3 and BP # 1 (BP mode 1)

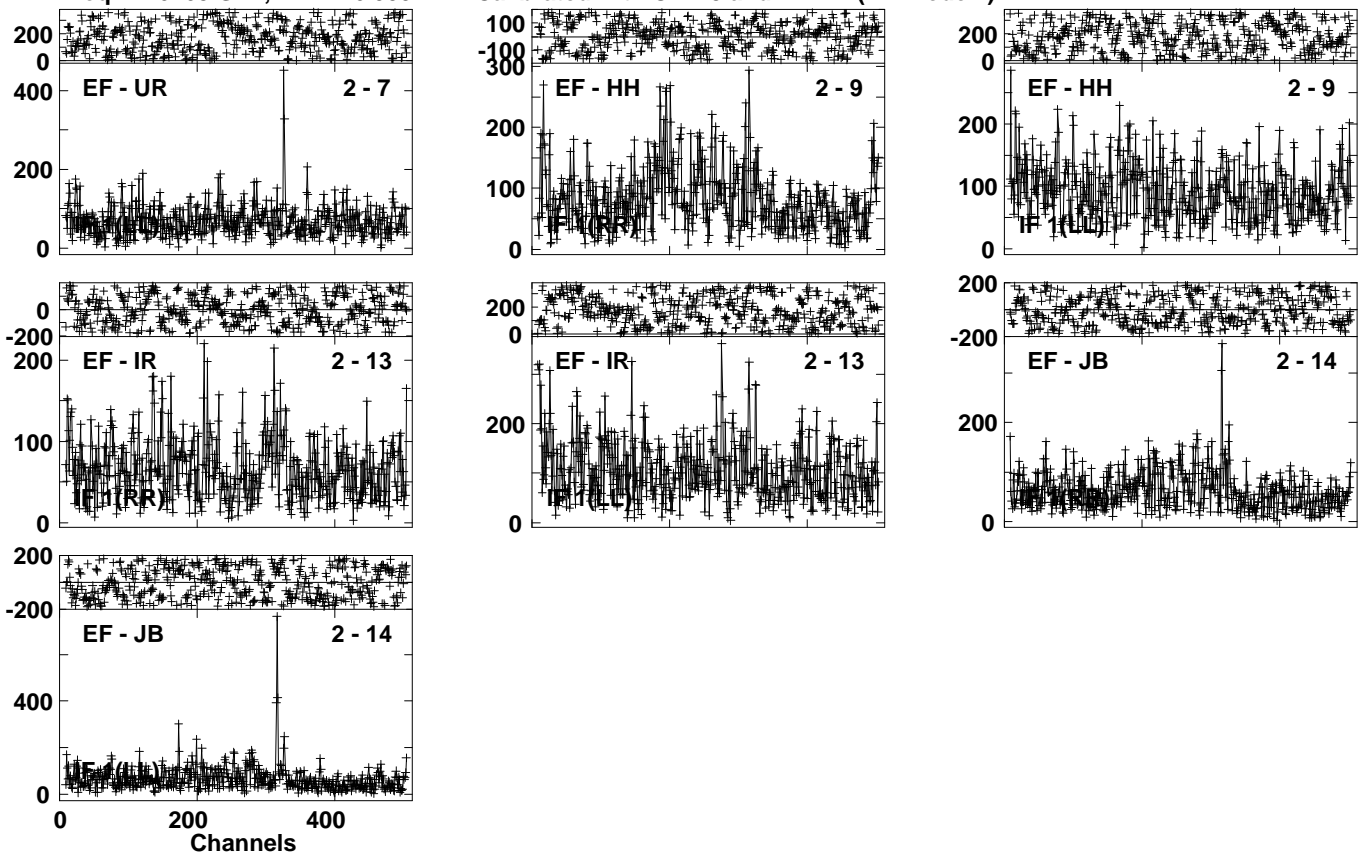


Lower frame: Milli Ampl Jy Top frame: Phas deg
Vector averaged cross-power spectrum Several baselines displayed
Timerange: 00/03:15:01 to 00/03:18:29

Plot file version 161 created 01-FEB-2023 16:30:56

IR17526N EW022A 4.UVDATA.1

Freq = 1.6163 GHz, Bw = 16.000 MH Calibrated with CL # 3 and BP # 1 (BP mode 1)



Lower frame: Milli Ampl Jy Top frame: Phas deg

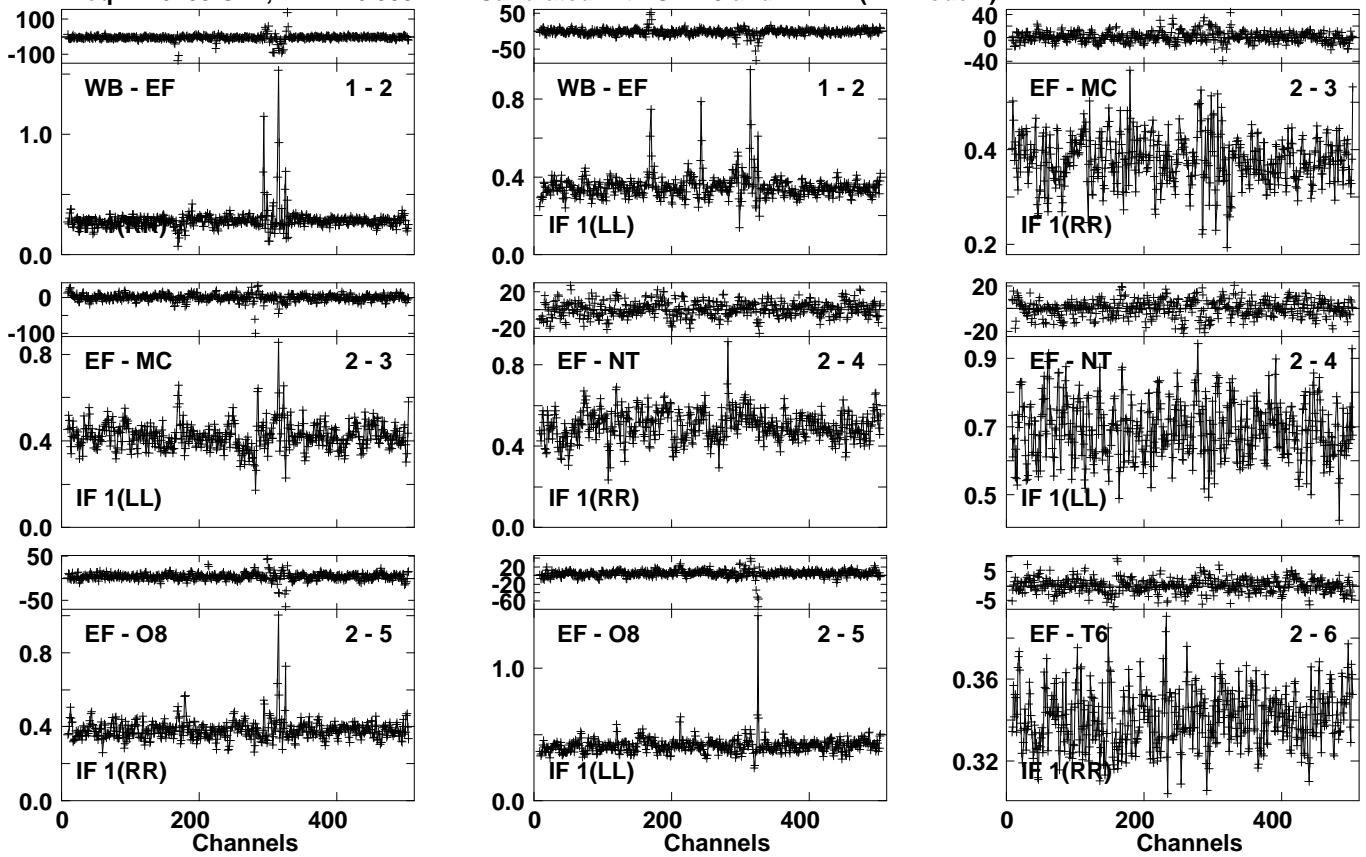
Vector averaged cross-power spectrum Several baselines displayed

Timerange: 00/03:15:01 to 00/03:18:29

Plot file version 162 created 01-FEB-2023 16:30:56

J1748+3404 EW022A 4.UVDATA.1

Freq = 1.6163 GHz, Bw = 16.000 MH Calibrated with CL # 3 and BP # 1 (BP mode 1)

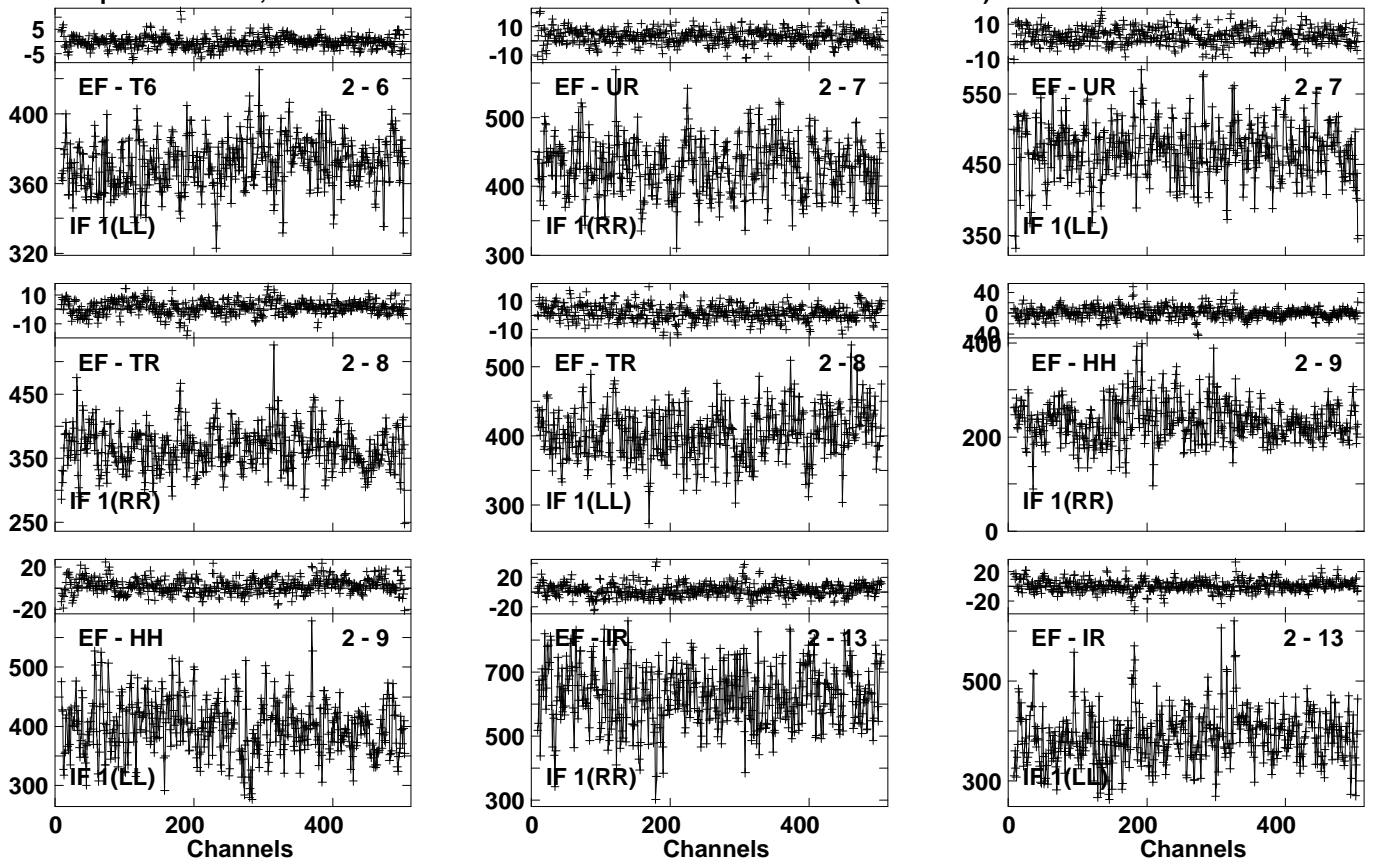


Lower frame: Ampl Jy Top frame: Phas deg
Vector averaged cross-power spectrum Several baselines displayed
Timerange: 00/03:19:01 to 00/03:19:59

Plot file version 163 created 01-FEB-2023 16:30:56

J1748+3404 EW022A 4.UVDATA.1

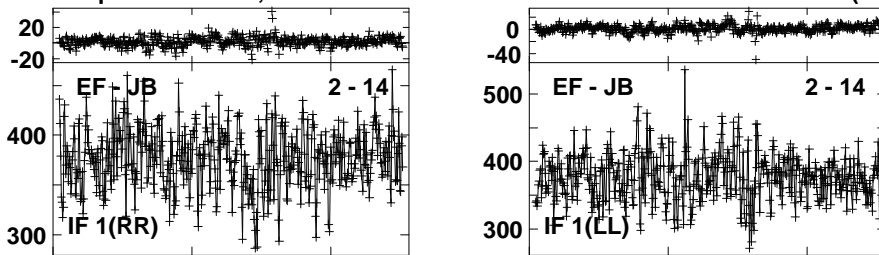
Freq = 1.6163 GHz, Bw = 16.000 MH Calibrated with CL # 3 and BP # 1 (BP mode 1)



Plot file version 164 created 01-FEB-2023 16:30:56

J1748+3404 EW022A 4.UVDATA.1

Freq = 1.6163 GHz, Bw = 16.000 MH Calibrated with CL # 3 and BP # 1 (BP mode 1)



Lower frame: Milli Ampl Jy Top frame: Phas deg

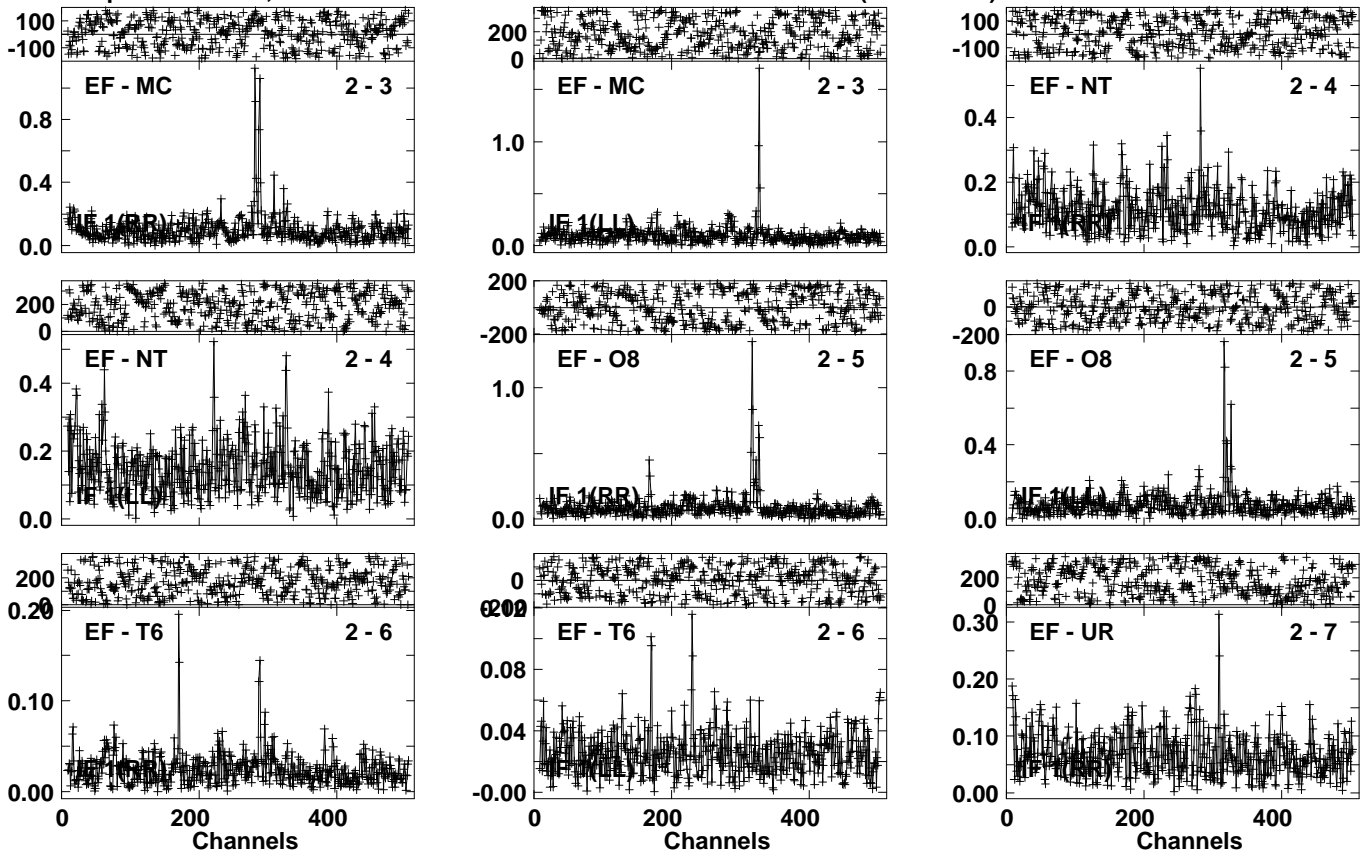
Vector averaged cross-power spectrum Several baselines displayed

Timerange: 00/03:19:01 to 00/03:19:59

Plot file version 165 created 01-FEB-2023 16:30:56

IR17526N EW022A 4.UVDATA.1

Freq = 1.6163 GHz, Bw = 16.000 MH Calibrated with CL # 3 and BP # 1 (BP mode 1)



Lower frame: Ampl Jy Top frame: Phas deg

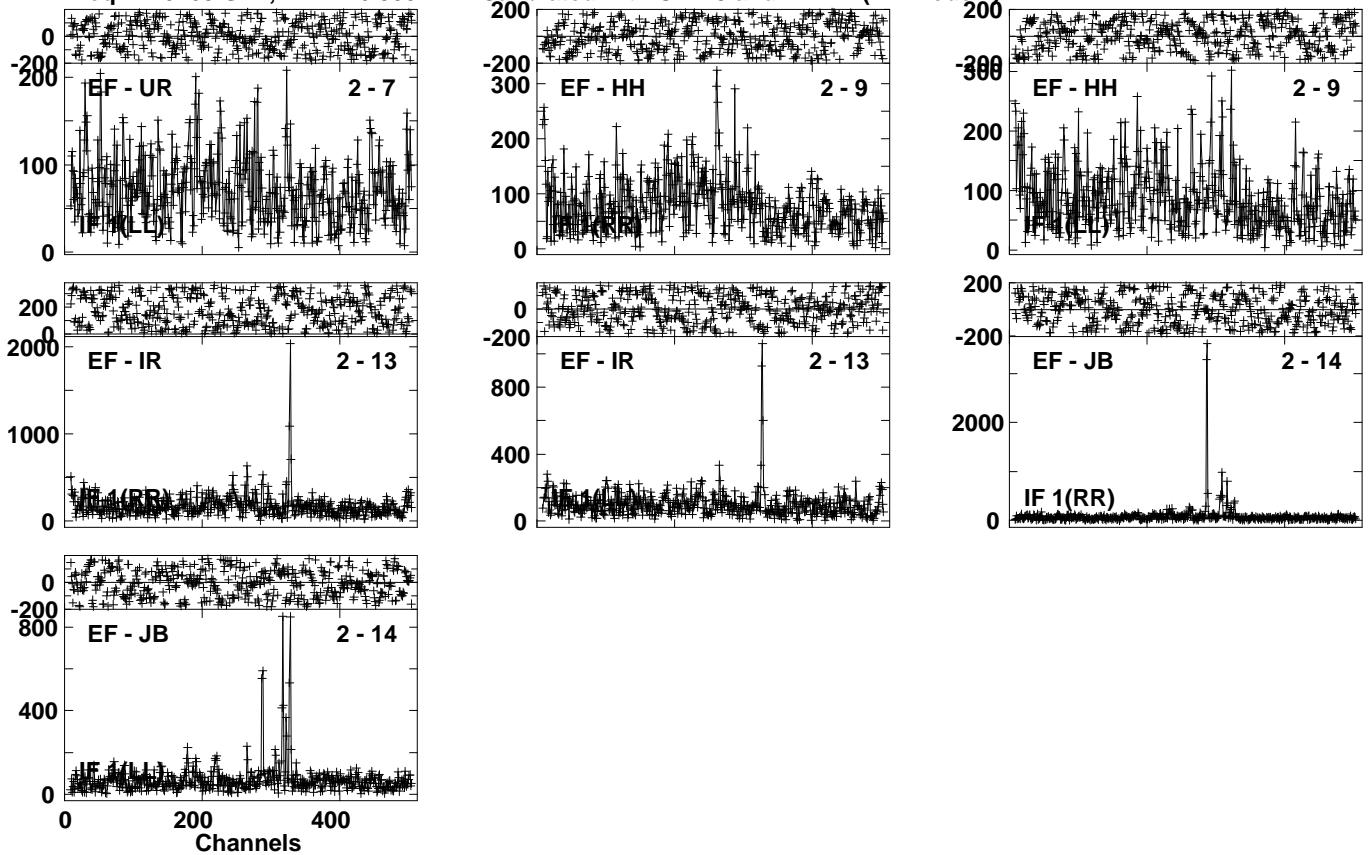
Vector averaged cross-power spectrum Several baselines displayed

Timerange: 00/03:20:01 to 00/03:23:29

Plot file version 166 created 01-FEB-2023 16:30:57

IR17526N EW022A 4.UVDATA.1

Freq = 1.6163 GHz, Bw = 16.000 MH Calibrated with CL # 3 and BP # 1 (BP mode 1)

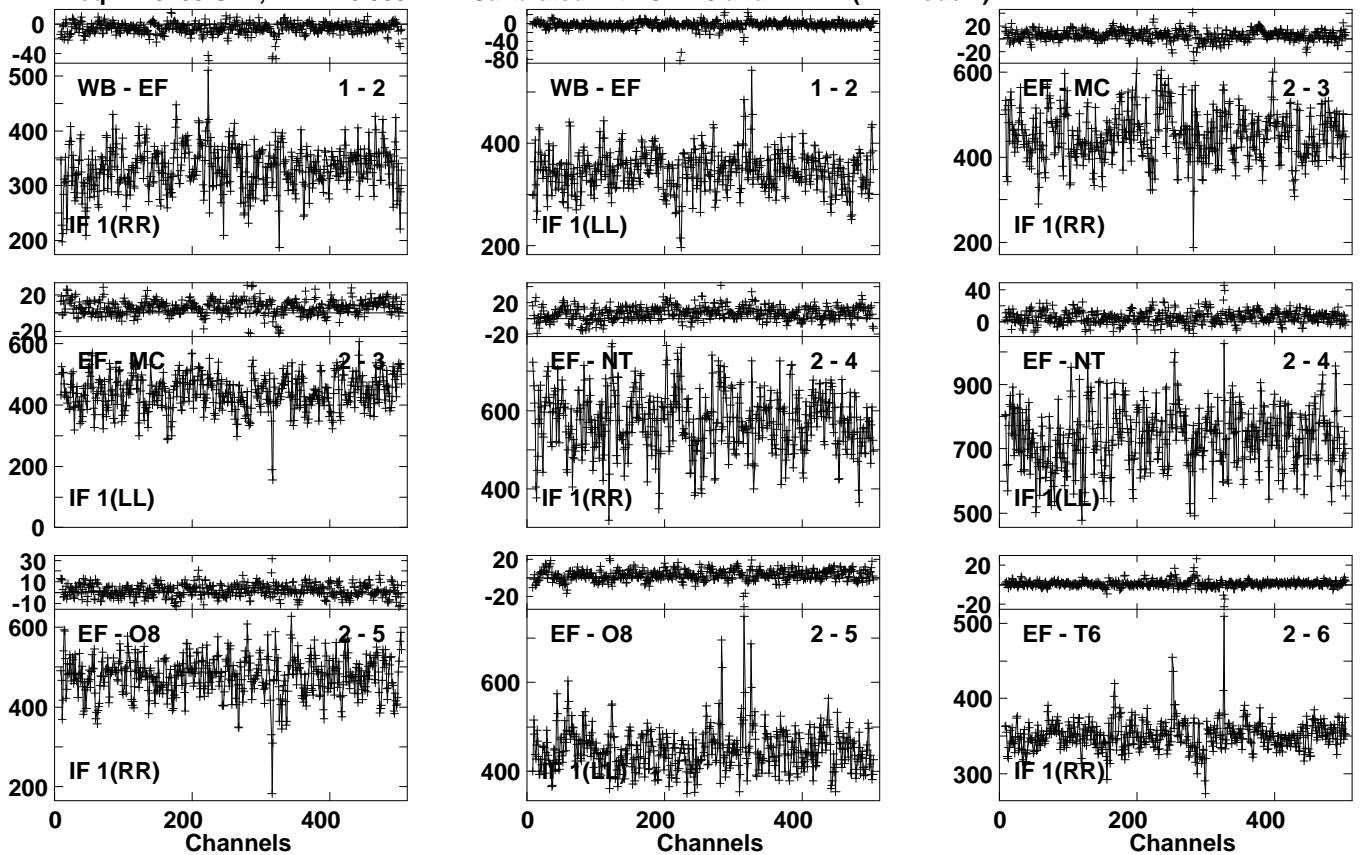


Lower frame: Milli Ampl Jy Top frame: Phas deg
Vector averaged cross-power spectrum Several baselines displayed
Timerange: 00/03:20:01 to 00/03:23:29

Plot file version 167 created 01-FEB-2023 16:30:57

J1748+3404 EW022A 4.UVDATA.1

Freq = 1.6163 GHz, Bw = 16.000 MH Calibrated with CL # 3 and BP # 1 (BP mode 1)

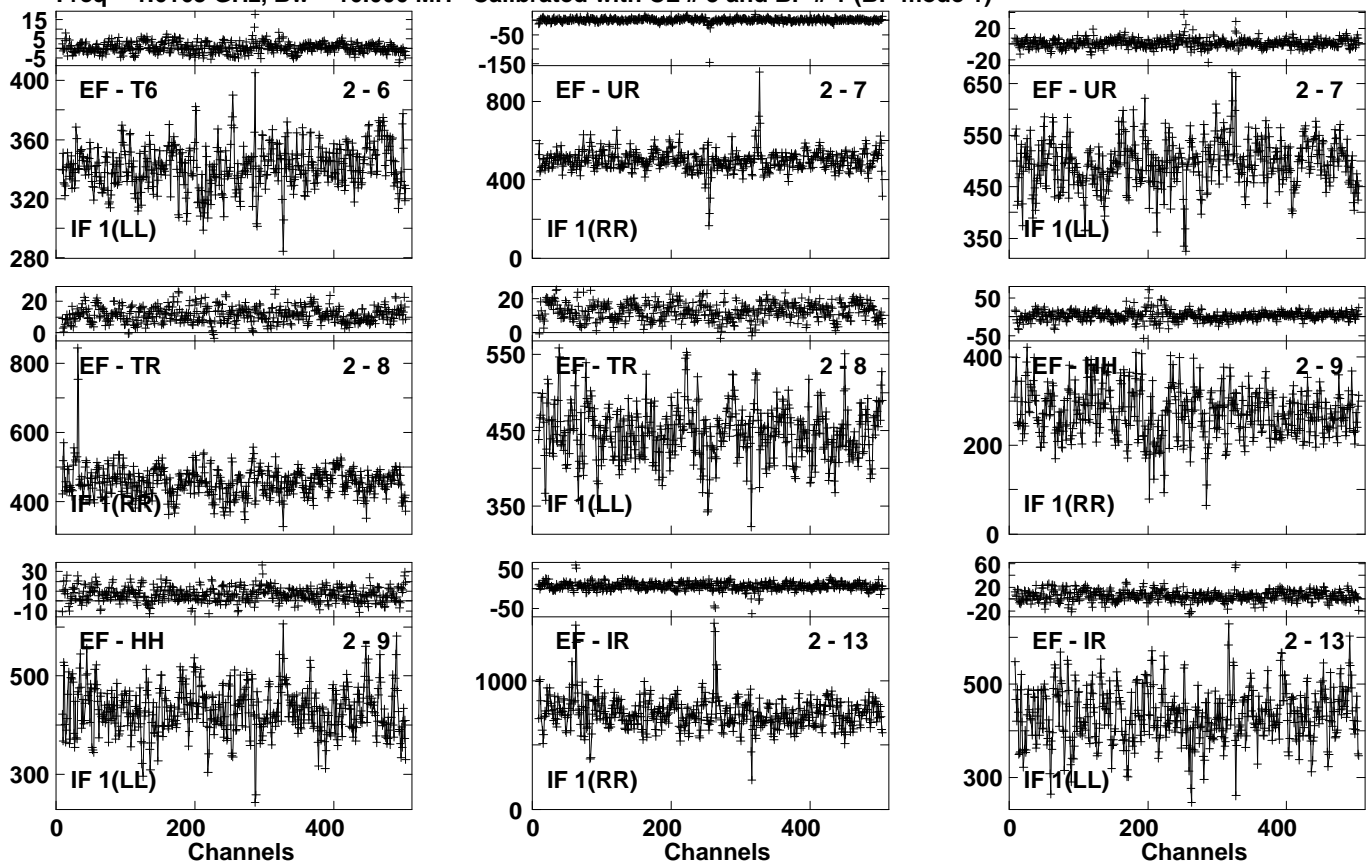


Lower frame: Milli Ampl Jy Top frame: Phas deg
Vector averaged cross-power spectrum Several baselines displayed
Timerange: 00/03:23:31 to 00/03:24:59

Plot file version 168 created 01-FEB-2023 16:30:57

J1748+3404 EW022A 4.UVDATA.1

Freq = 1.6163 GHz, Bw = 16.000 MH Calibrated with CL # 3 and BP # 1 (BP mode 1)

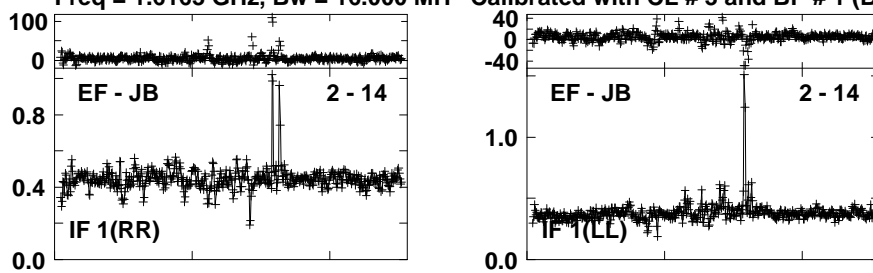


Lower frame: Milli Ampl Jy Top frame: Phas deg
Vector averaged cross-power spectrum Several baselines displayed
Timerange: 00/03:23:31 to 00/03:24:59

Plot file version 169 created 01-FEB-2023 16:30:57

J1748+3404 EW022A 4.UVDATA.1

Freq = 1.6163 GHz, Bw = 16.000 MH Calibrated with CL # 3 and BP # 1 (BP mode 1)



Lower frame: Ampl Jy Top frame: Phas deg

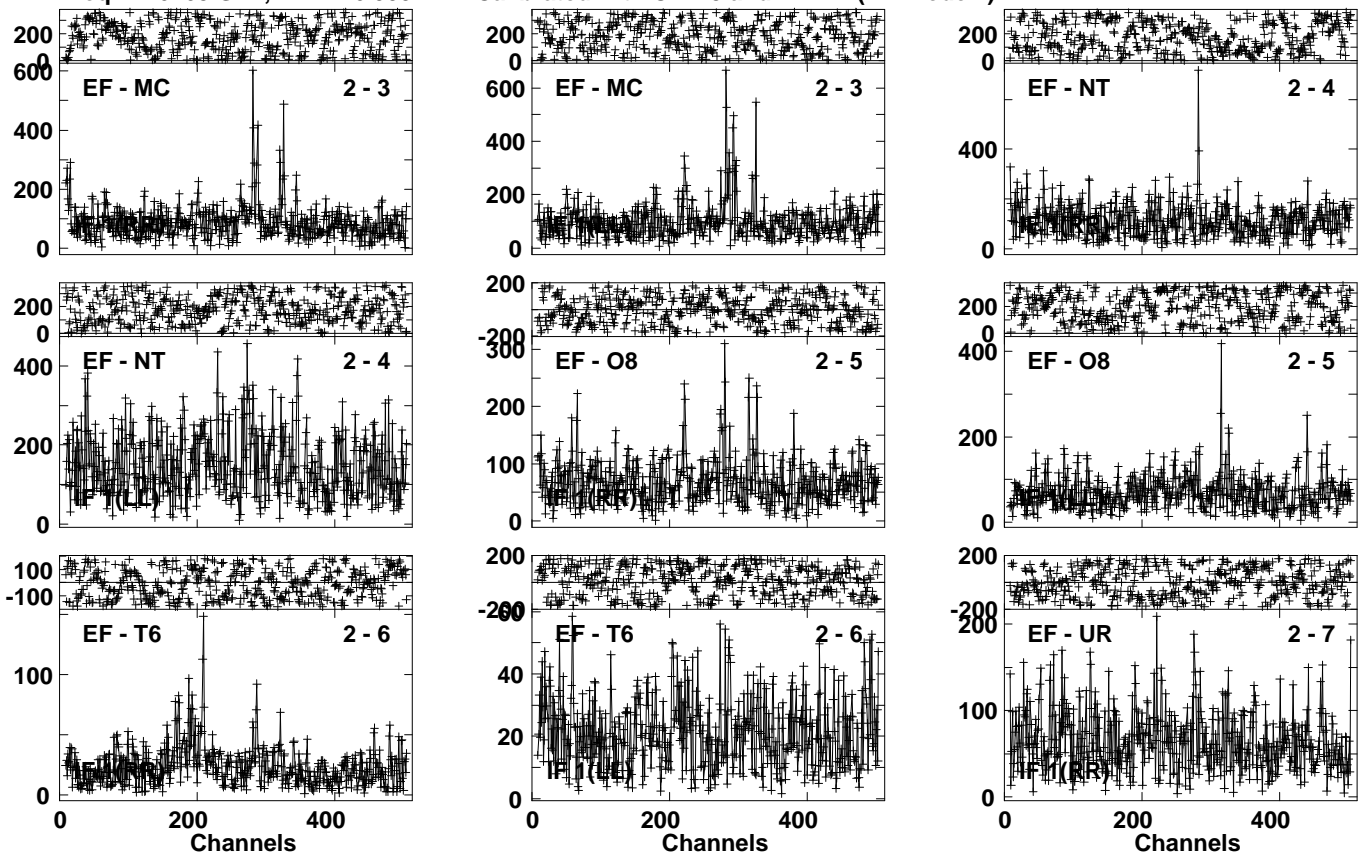
Vector averaged cross-power spectrum Several baselines displayed

Timerange: 00/03:23:31 to 00/03:24:59

Plot file version 170 created 01-FEB-2023 16:30:57

IR17526N EW022A 4.UVDATA.1

Freq = 1.6163 GHz, Bw = 16.000 MH Calibrated with CL # 3 and BP # 1 (BP mode 1)

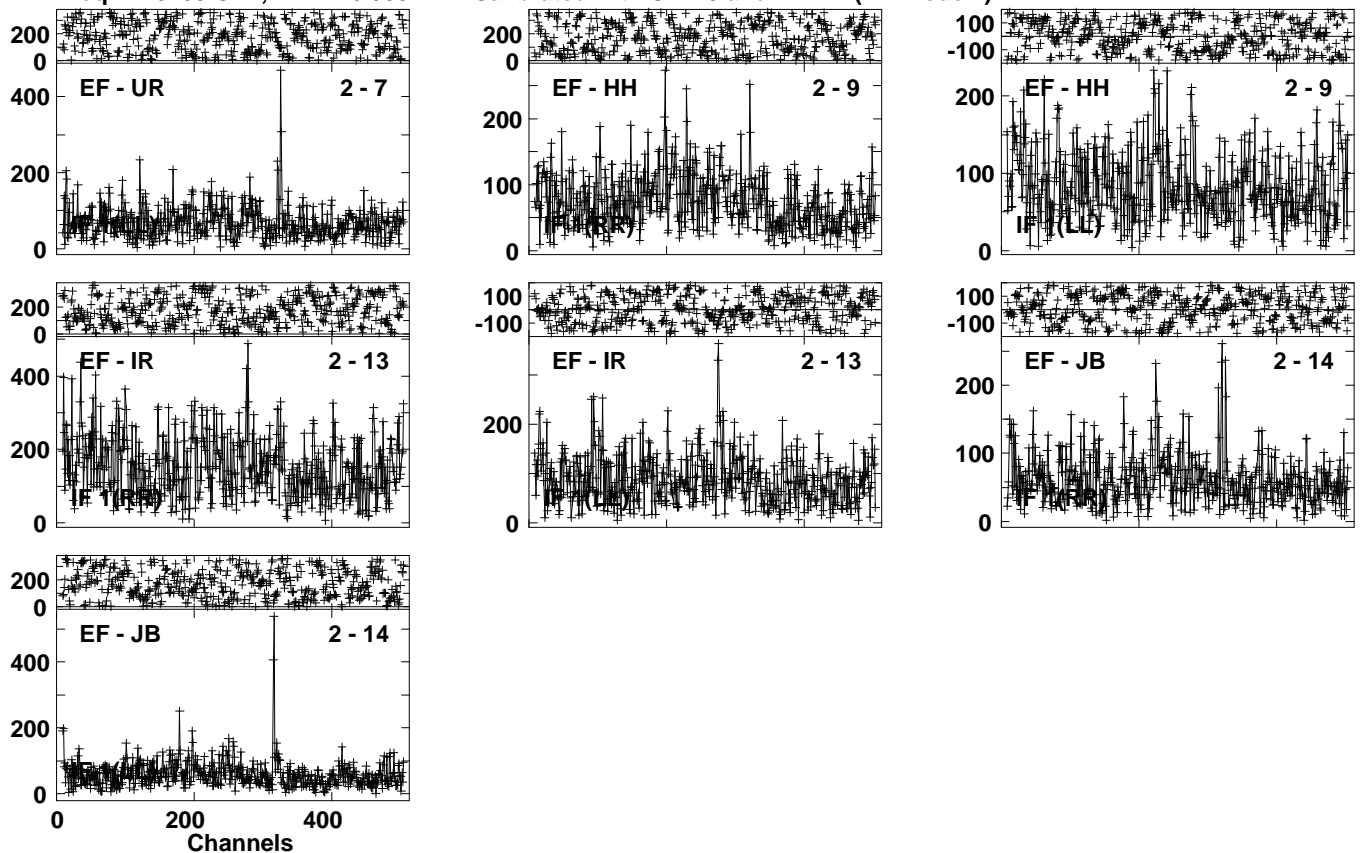


Lower frame: Milli Ampl Jy Top frame: Phas deg
Vector averaged cross-power spectrum Several baselines displayed
Timerange: 00/03:25:01 to 00/03:28:29

Plot file version 171 created 01-FEB-2023 16:30:58

IR17526N EW022A 4.UVDATA.1

Freq = 1.6163 GHz, Bw = 16.000 MH Calibrated with CL # 3 and BP # 1 (BP mode 1)



Lower frame: Milli Ampl Jy Top frame: Phas deg

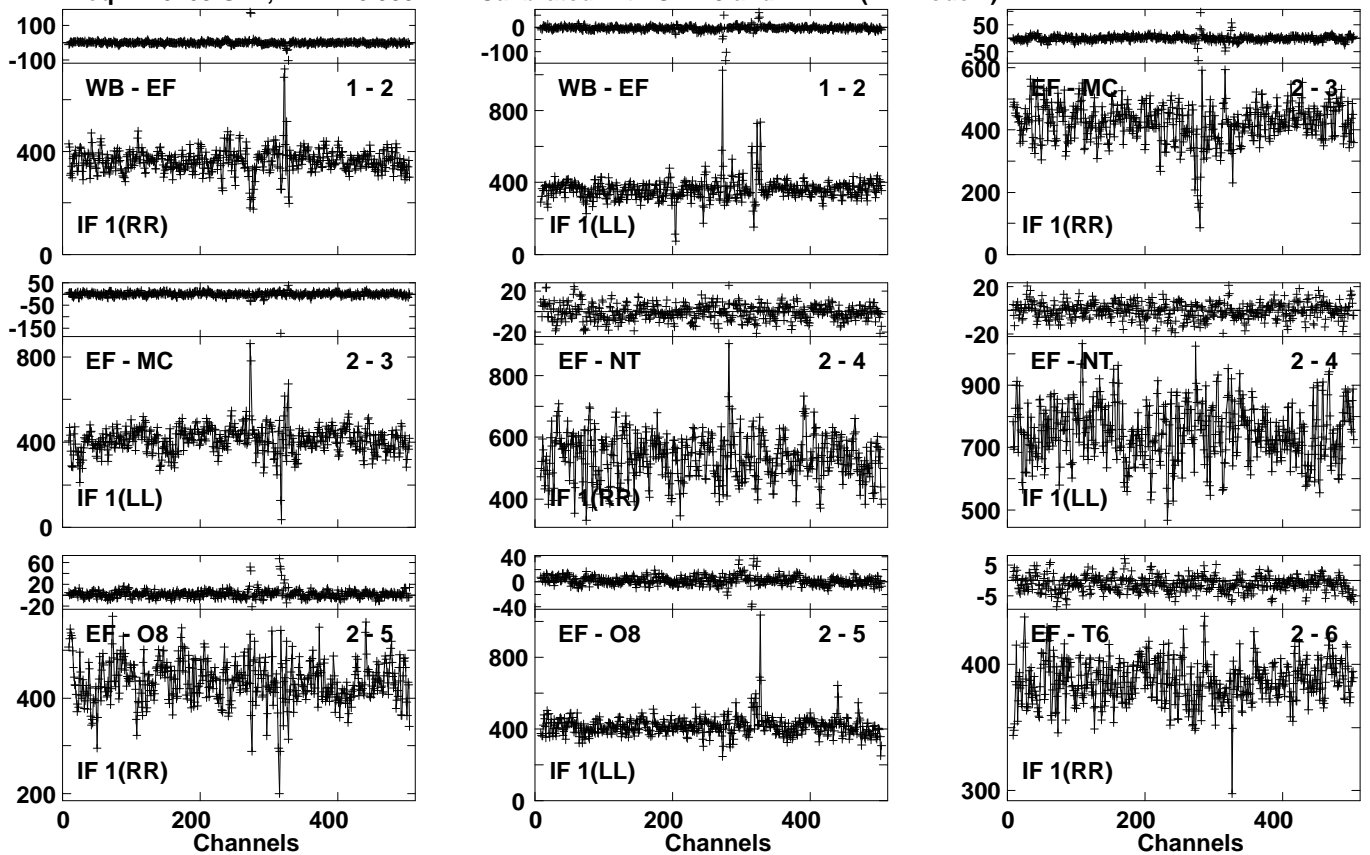
Vector averaged cross-power spectrum Several baselines displayed

Timerange: 00/03:25:01 to 00/03:28:29

Plot file version 172 created 01-FEB-2023 16:30:58

J1748+3404 EW022A 4.UVDATA.1

Freq = 1.6163 GHz, Bw = 16.000 MH Calibrated with CL # 3 and BP # 1 (BP mode 1)

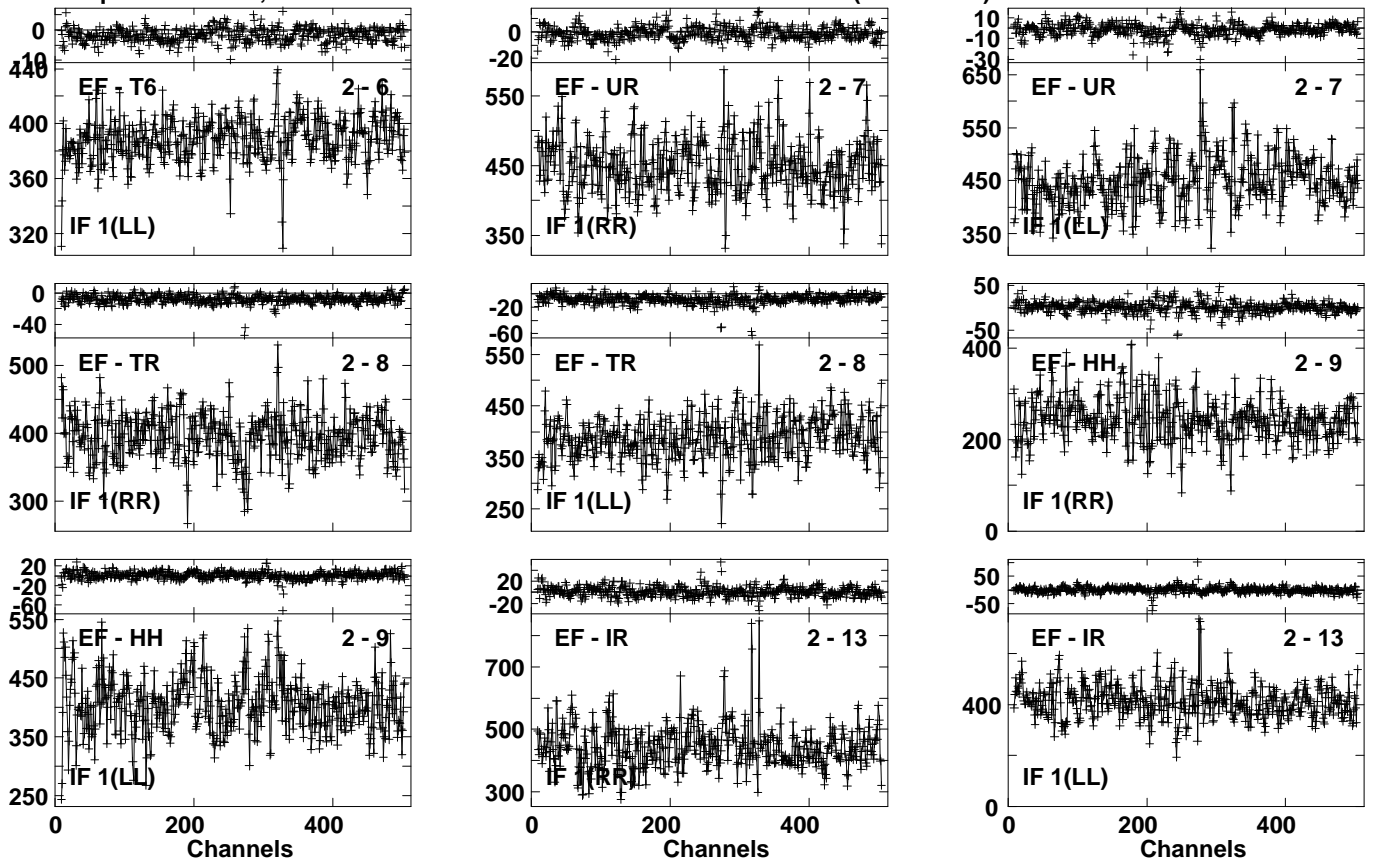


Lower frame: Milli Ampl Jy Top frame: Phas deg
Vector averaged cross-power spectrum Several baselines displayed
Timerange: 00/03:29:01 to 00/03:29:59

Plot file version 173 created 01-FEB-2023 16:30:58

J1748+3404 EW022A 4.UVDATA.1

Freq = 1.6163 GHz, Bw = 16.000 MH Calibrated with CL # 3 and BP # 1 (BP mode 1)

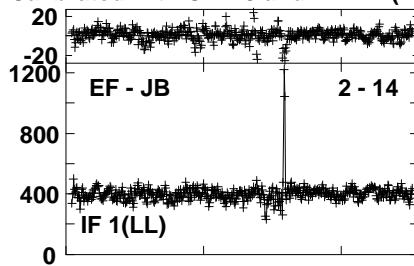
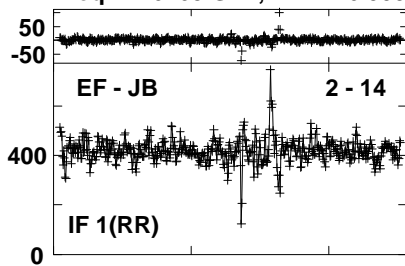


Lower frame: Milli Ampl Jy Top frame: Phas deg
Vector averaged cross-power spectrum Several baselines displayed
Timerange: 00/03:29:01 to 00/03:29:59

Plot file version 174 created 01-FEB-2023 16:30:58

J1748+3404 EW022A 4.UVDATA.1

Freq = 1.6163 GHz, Bw = 16.000 MH Calibrated with CL # 3 and BP # 1 (BP mode 1)

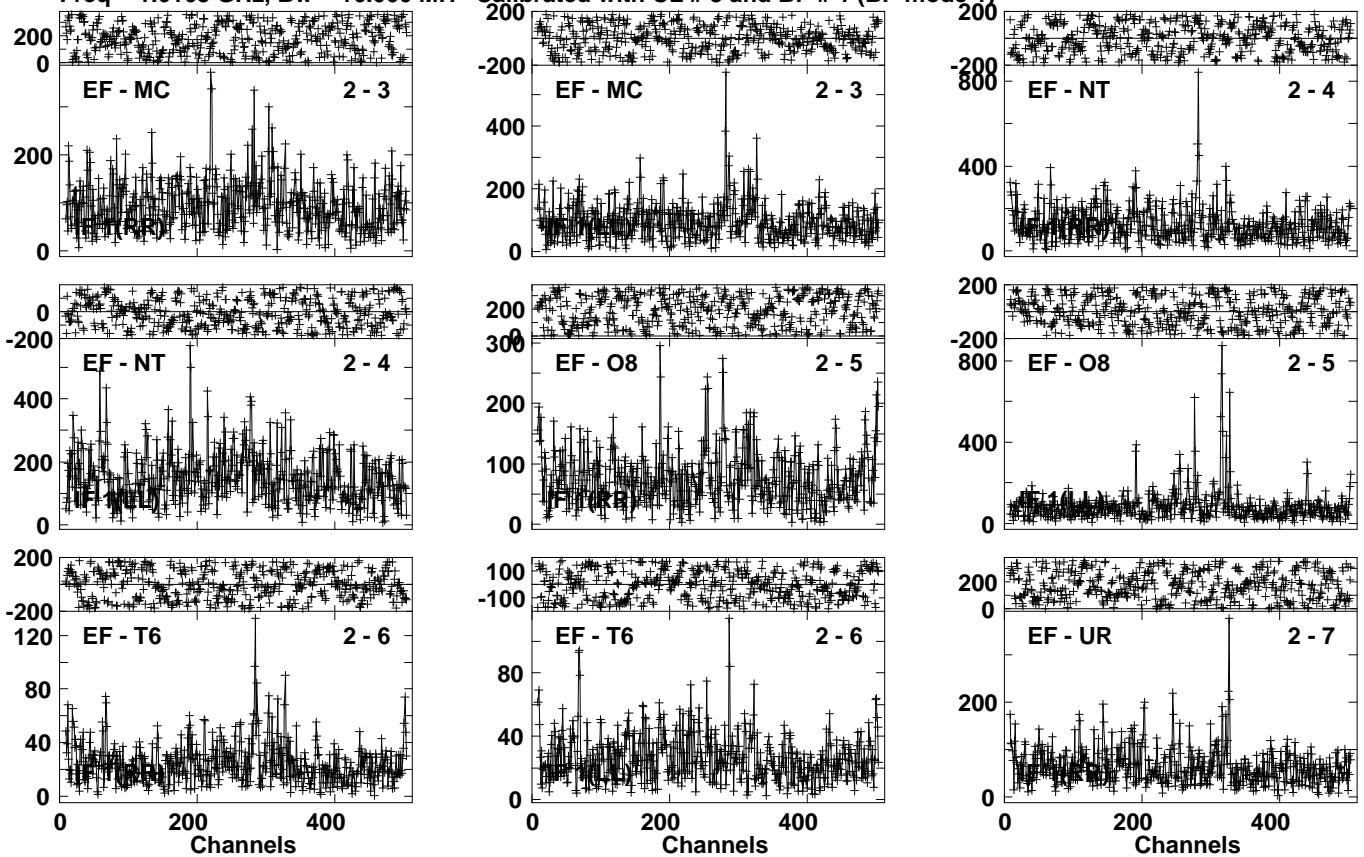


Lower frame: Milli Ampl Jy Top frame: Phas deg
Vector averaged cross-power spectrum Several baselines displayed
Timerange: 00/03:29:01 to 00/03:29:59

Plot file version 175 created 01-FEB-2023 16:30:58

IR17526N EW022A 4.UVDATA.1

Freq = 1.6163 GHz, Bw = 16.000 MH Calibrated with CL # 3 and BP # 1 (BP mode 1)

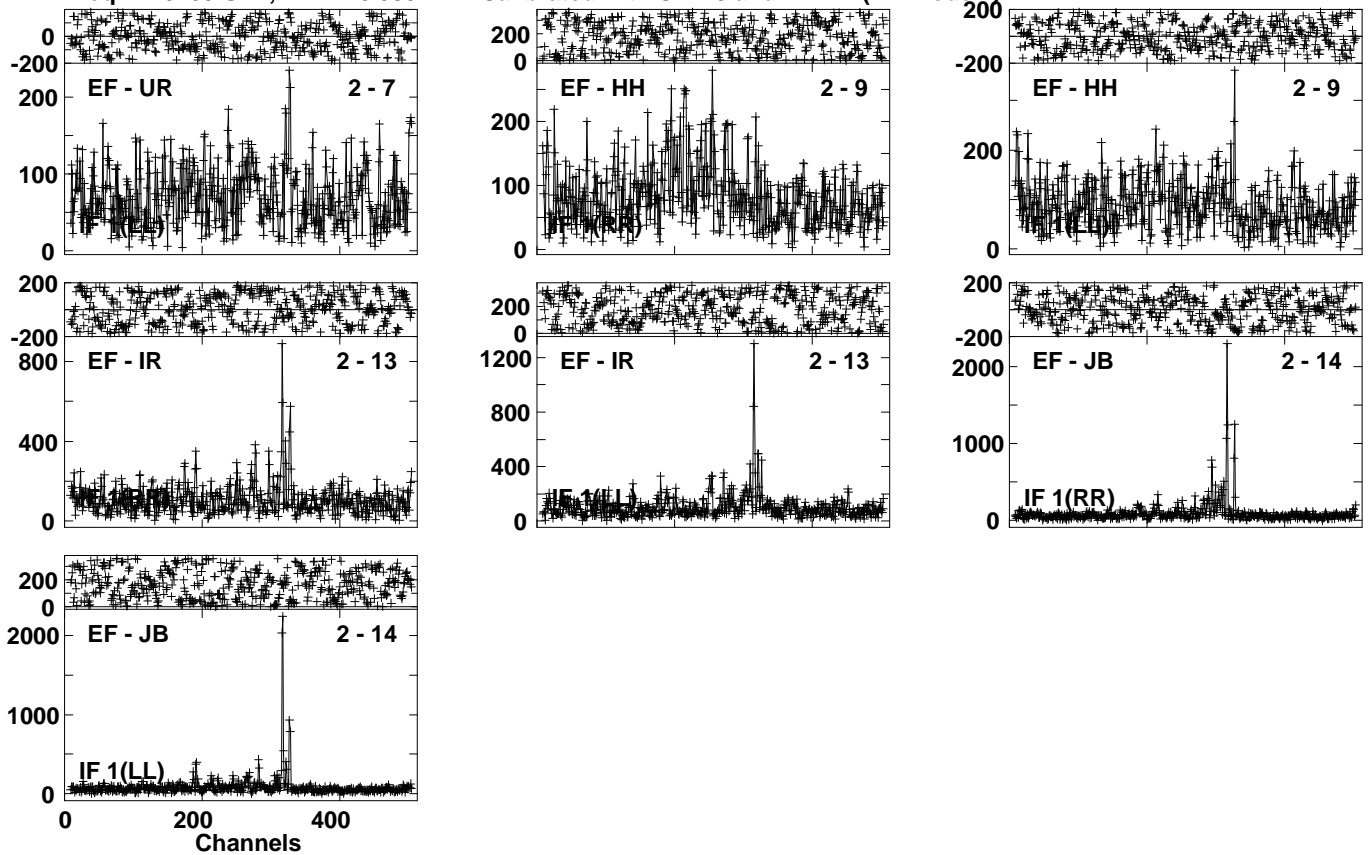


Lower frame: Milli Ampl Jy Top frame: Phas deg
Vector averaged cross-power spectrum Several baselines displayed
Timerange: 00/03:30:01 to 00/03:33:29

Plot file version 176 created 01-FEB-2023 16:30:59

IR17526N EW022A 4.UVDATA.1

Freq = 1.6163 GHz, Bw = 16.000 MH Calibrated with CL # 3 and BP # 1 (BP mode 1)



Lower frame: Milli Ampl Jy Top frame: Phas deg

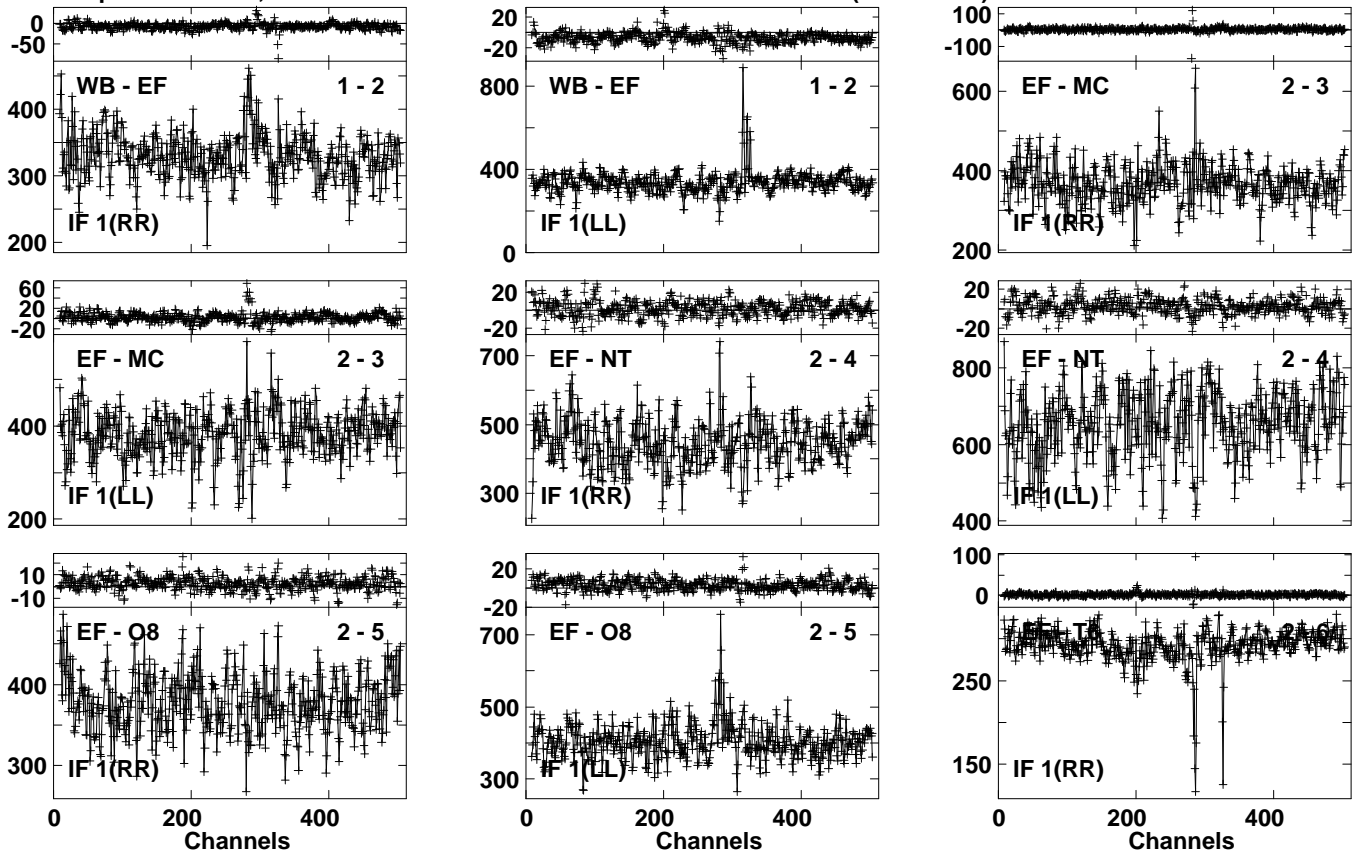
Vector averaged cross-power spectrum Several baselines displayed

Timerange: 00/03:30:01 to 00/03:33:29

Plot file version 177 created 01-FEB-2023 16:30:59

J1748+3404 EW022A 4.UVDATA.1

Freq = 1.6163 GHz, Bw = 16.000 MH Calibrated with CL # 3 and BP # 1 (BP mode 1)

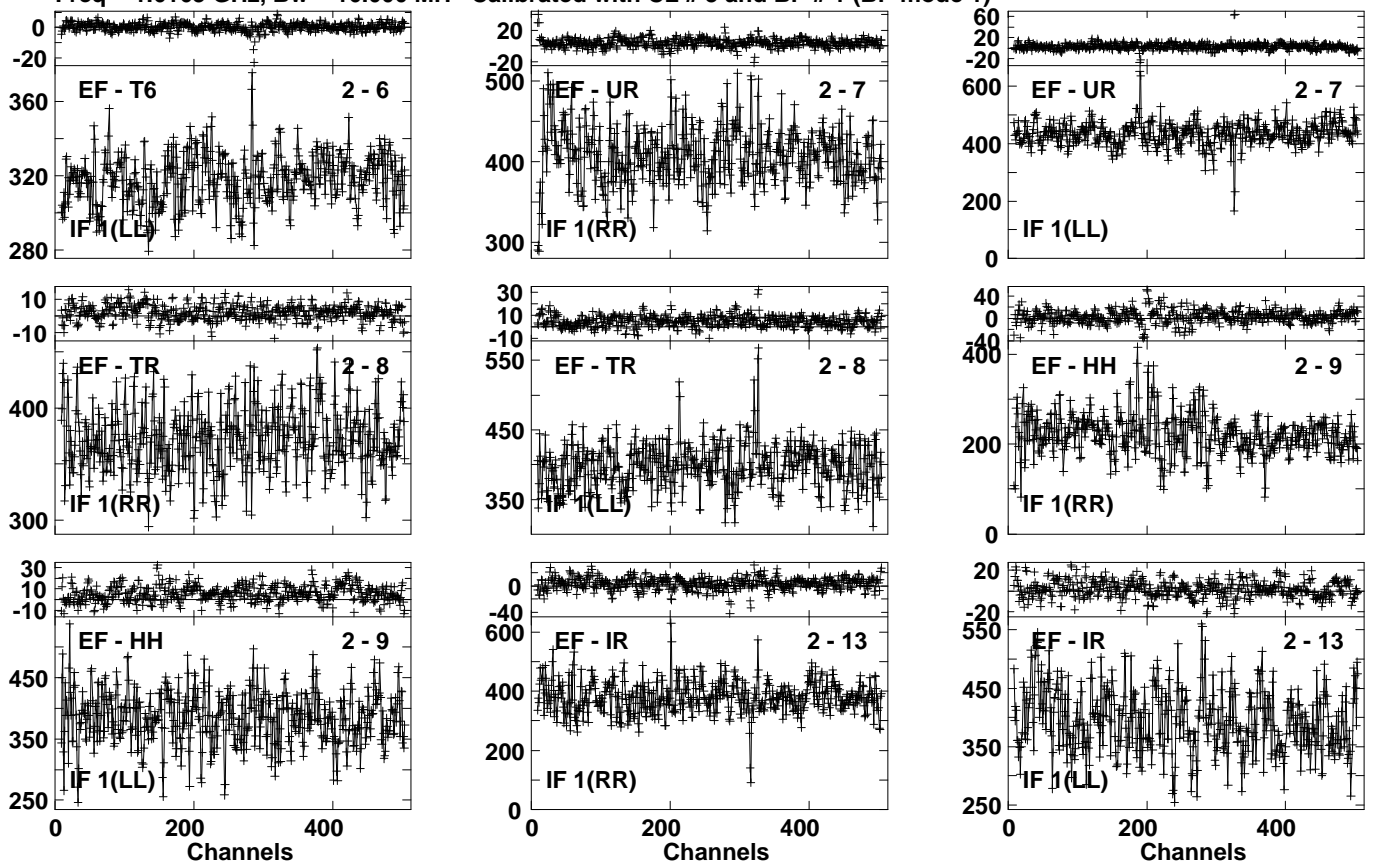


Lower frame: Milli Ampl Jy Top frame: Phas deg
Vector averaged cross-power spectrum Several baselines displayed
Timerange: 00/03:33:31 to 00/03:34:59

Plot file version 178 created 01-FEB-2023 16:30:59

J1748+3404 EW022A 4.UVDATA.1

Freq = 1.6163 GHz, Bw = 16.000 MH Calibrated with CL # 3 and BP # 1 (BP mode 1)

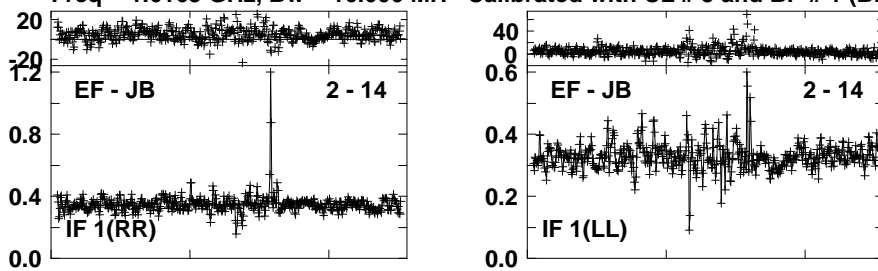


Lower frame: Milli Ampl Jy Top frame: Phas deg
Vector averaged cross-power spectrum Several baselines displayed
Timerange: 00/03:33:31 to 00/03:34:59

Plot file version 179 created 01-FEB-2023 16:31:00

J1748+3404 EW022A 4.UVDATA.1

Freq = 1.6163 GHz, Bw = 16.000 MH Calibrated with CL # 3 and BP # 1 (BP mode 1)

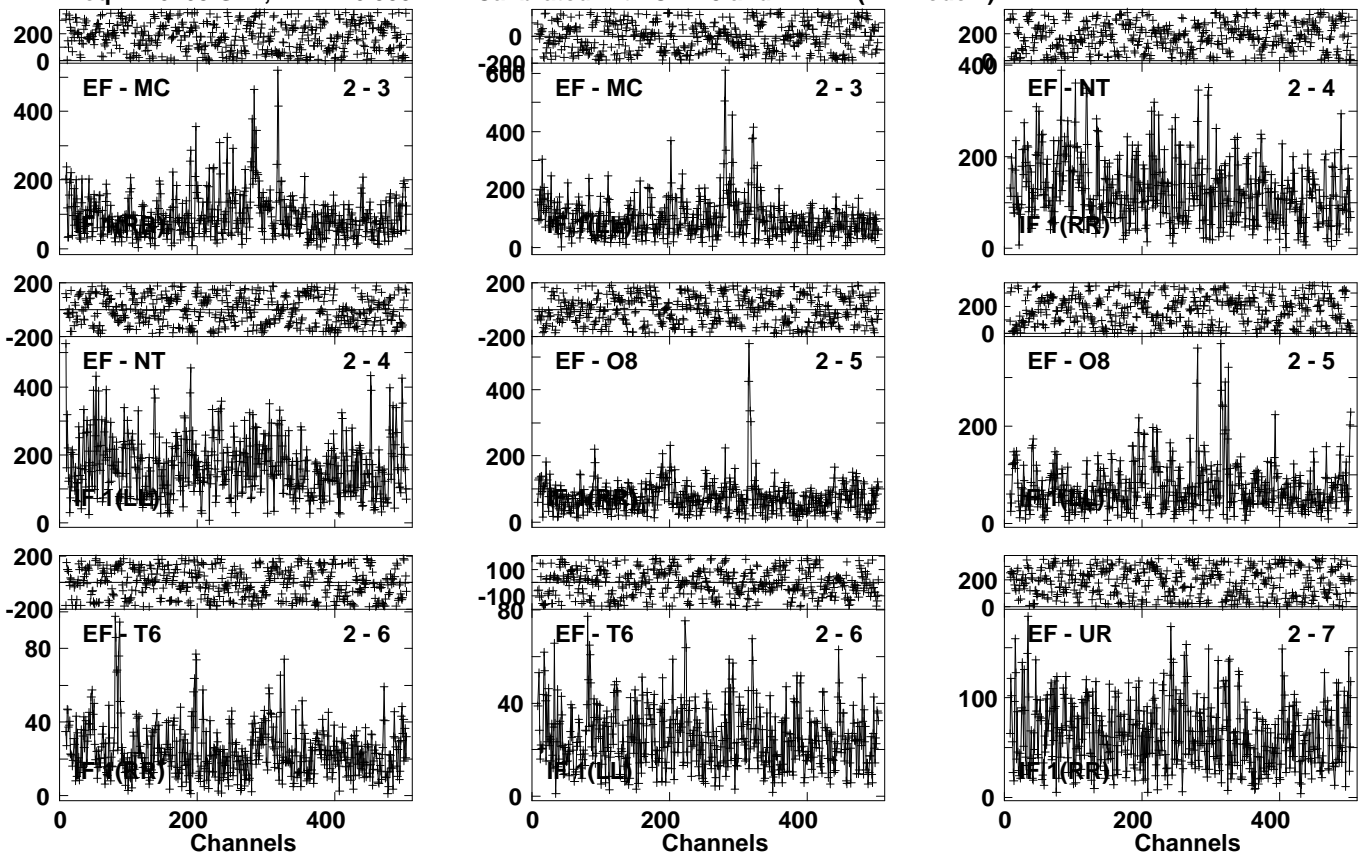


Lower frame: Ampl Jy Top frame: Phas deg
Vector averaged cross-power spectrum Several baselines displayed
Timerange: 00/03:33:31 to 00/03:34:59

Plot file version 180 created 01-FEB-2023 16:31:00

IR17526N EW022A 4.UVDATA.1

Freq = 1.6163 GHz, Bw = 16.000 MH Calibrated with CL # 3 and BP # 1 (BP mode 1)

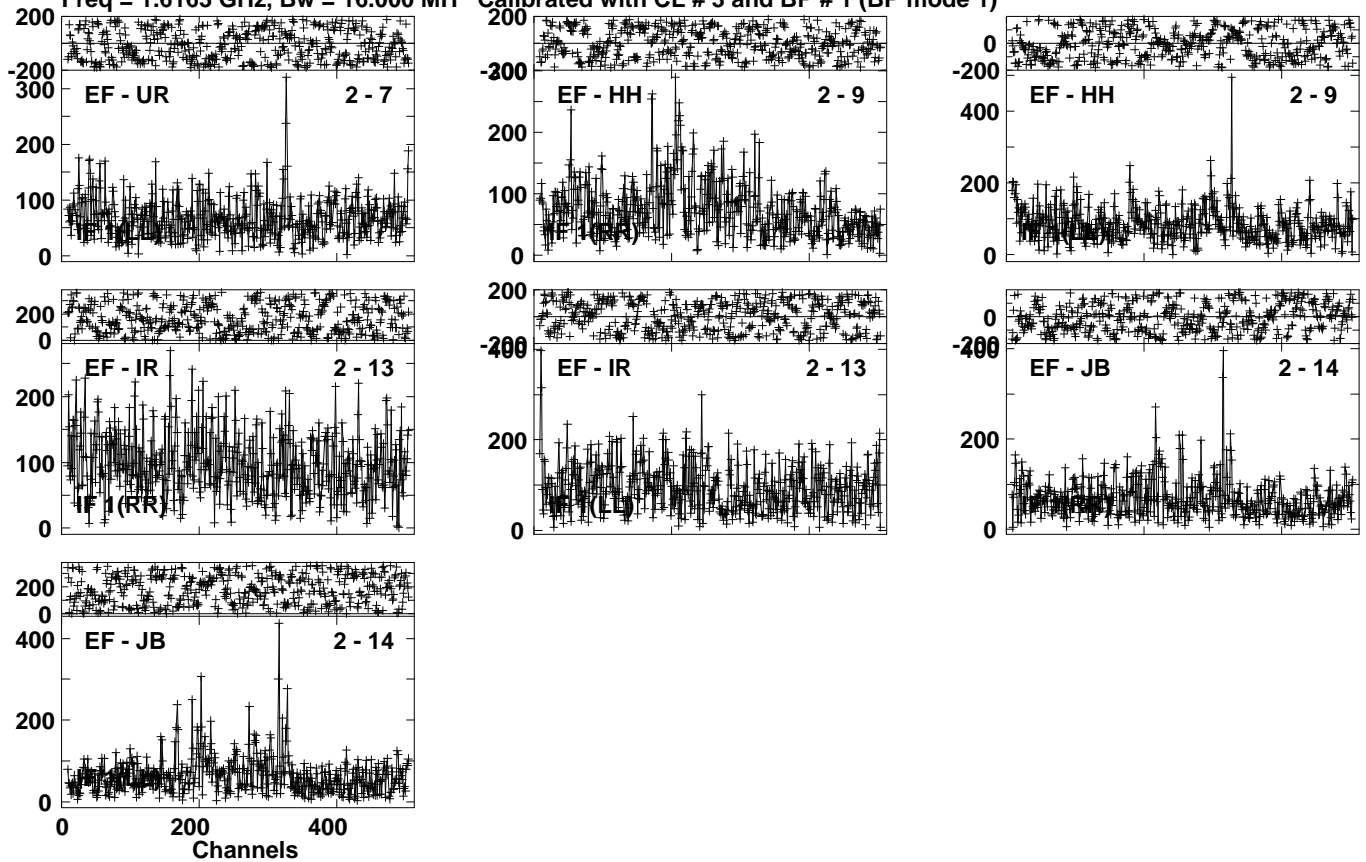


Lower frame: Milli Ampl Jy Top frame: Phas deg
Vector averaged cross-power spectrum Several baselines displayed
Timerange: 00/03:35:01 to 00/03:38:29

Plot file version 181 created 01-FEB-2023 16:31:00

IR17526N EW022A 4.UVDATA.1

Freq = 1.6163 GHz, Bw = 16.000 MH Calibrated with CL # 3 and BP # 1 (BP mode 1)

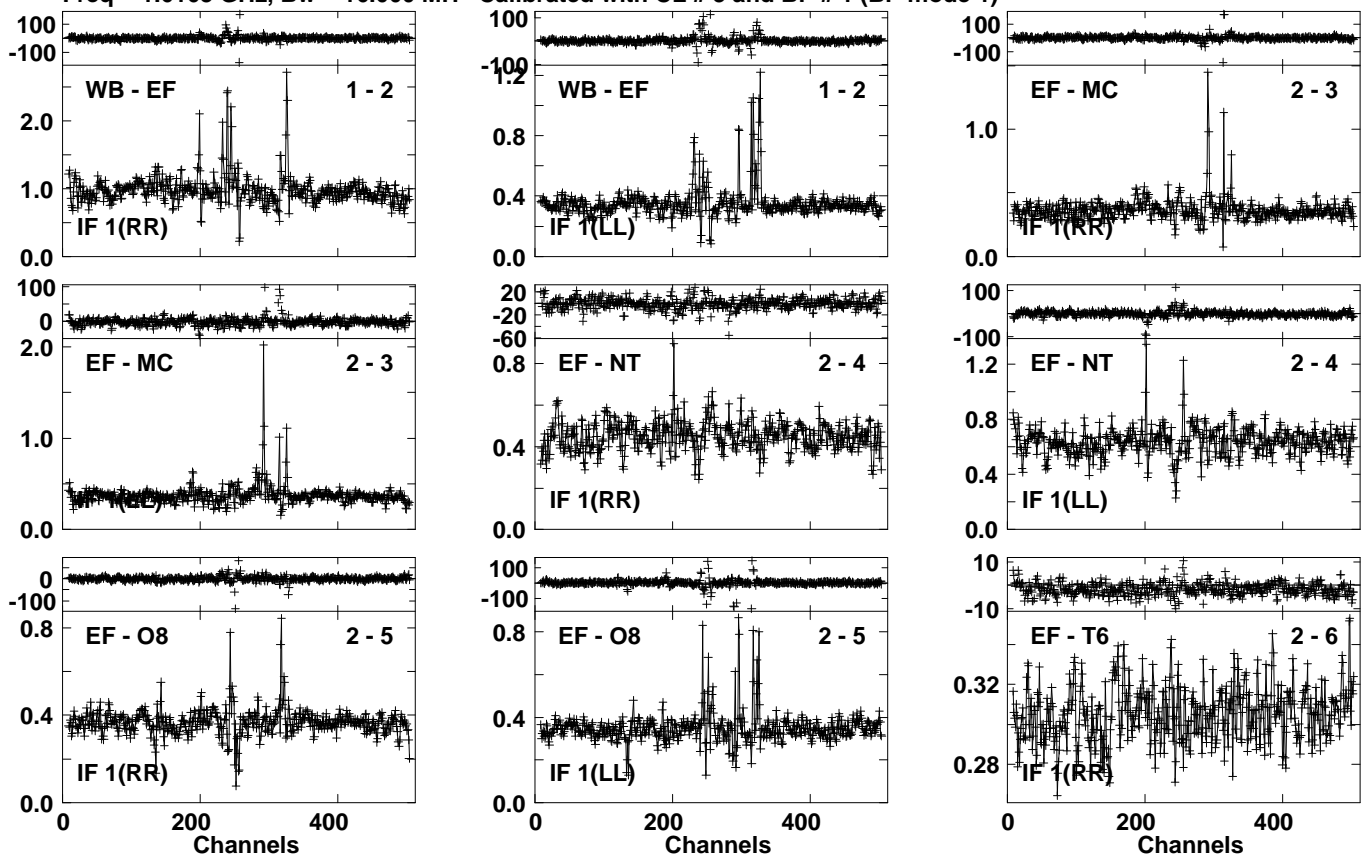


Lower frame: Milli Ampl Jy Top frame: Phas deg
Vector averaged cross-power spectrum Several baselines displayed
Timerange: 00/03:35:01 to 00/03:38:29

Plot file version 182 created 01-FEB-2023 16:31:00

J1748+3404 EW022A 4.UVDATA.1

Freq = 1.6163 GHz, Bw = 16.000 MH Calibrated with CL # 3 and BP # 1 (BP mode 1)

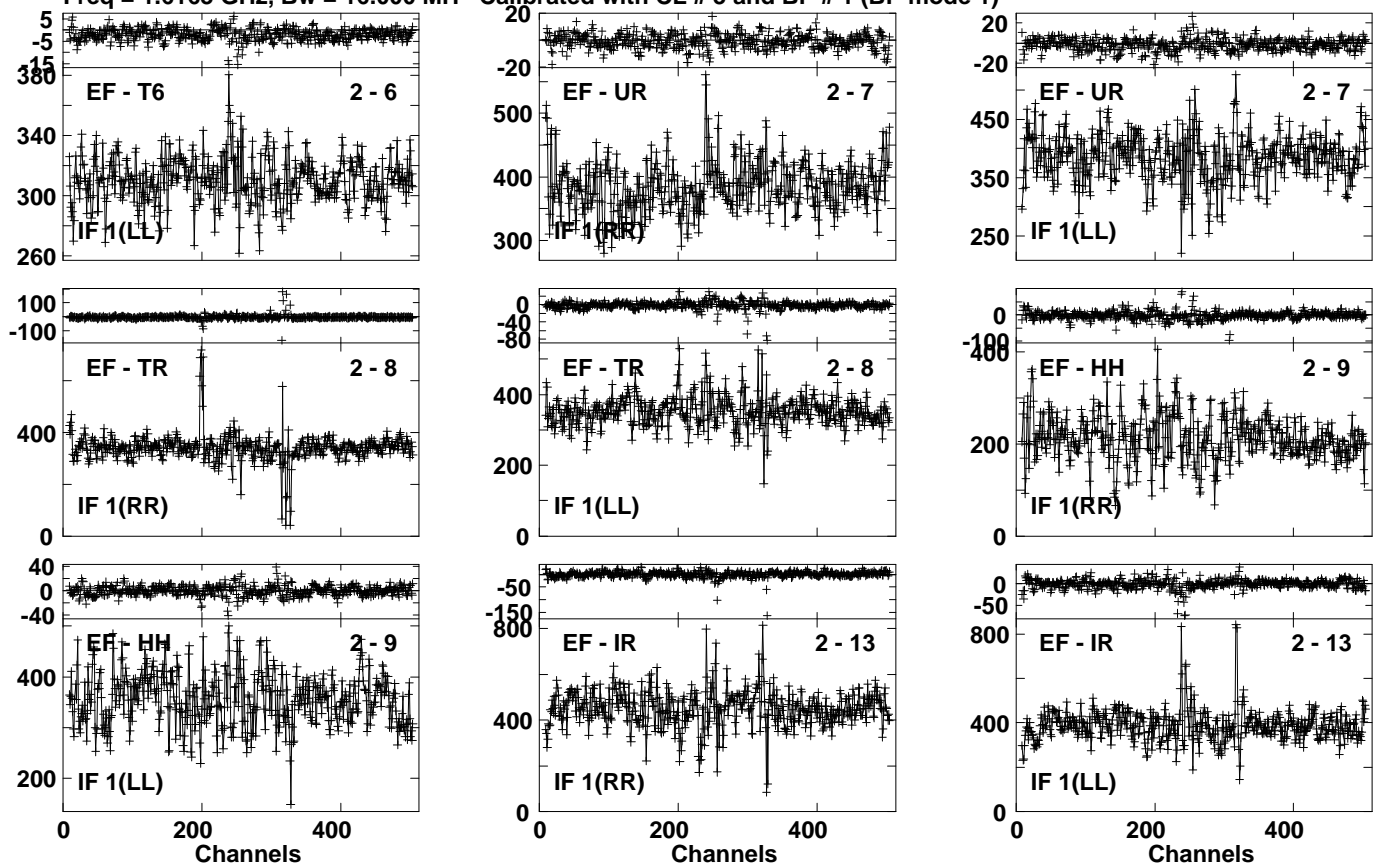


Lower frame: Ampl Jy Top frame: Phas deg
Vector averaged cross-power spectrum Several baselines displayed
Timerange: 00/03:39:01 to 00/03:39:59

Plot file version 183 created 01-FEB-2023 16:31:00

J1748+3404 EW022A 4.UVDATA.1

Freq = 1.6163 GHz, Bw = 16.000 MH Calibrated with CL # 3 and BP # 1 (BP mode 1)

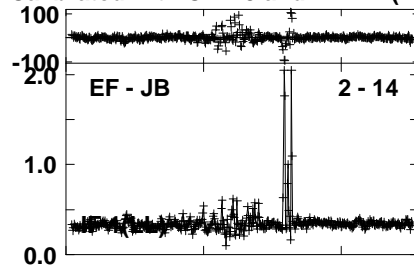
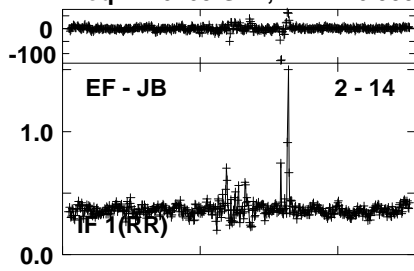


Lower frame: Milli Ampl Jy Top frame: Phas deg
Vector averaged cross-power spectrum Several baselines displayed
Timerange: 00/03:39:01 to 00/03:39:59

Plot file version 184 created 01-FEB-2023 16:31:00

J1748+3404 EW022A 4.UVDATA.1

Freq = 1.6163 GHz, Bw = 16.000 MH Calibrated with CL # 3 and BP # 1 (BP mode 1)



Lower frame: Ampl Jy Top frame: Phas deg

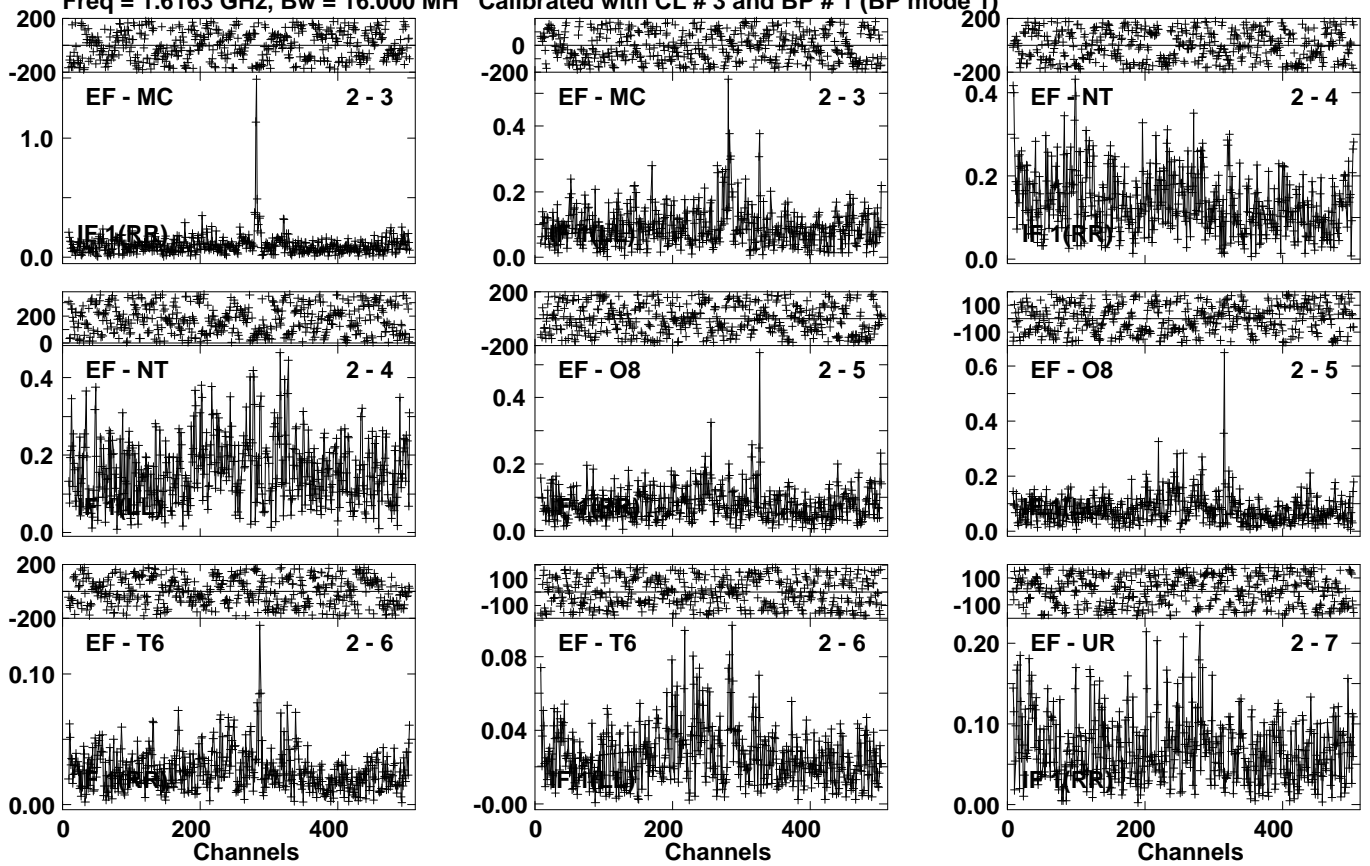
Vector averaged cross-power spectrum Several baselines displayed

Timerange: 00/03:39:01 to 00/03:39:59

Plot file version 185 created 01-FEB-2023 16:31:01

IR17526N EW022A 4.UVDATA.1

Freq = 1.6163 GHz, Bw = 16.000 MH Calibrated with CL # 3 and BP # 1 (BP mode 1)



Lower frame: Ampl Jy Top frame: Phas deg

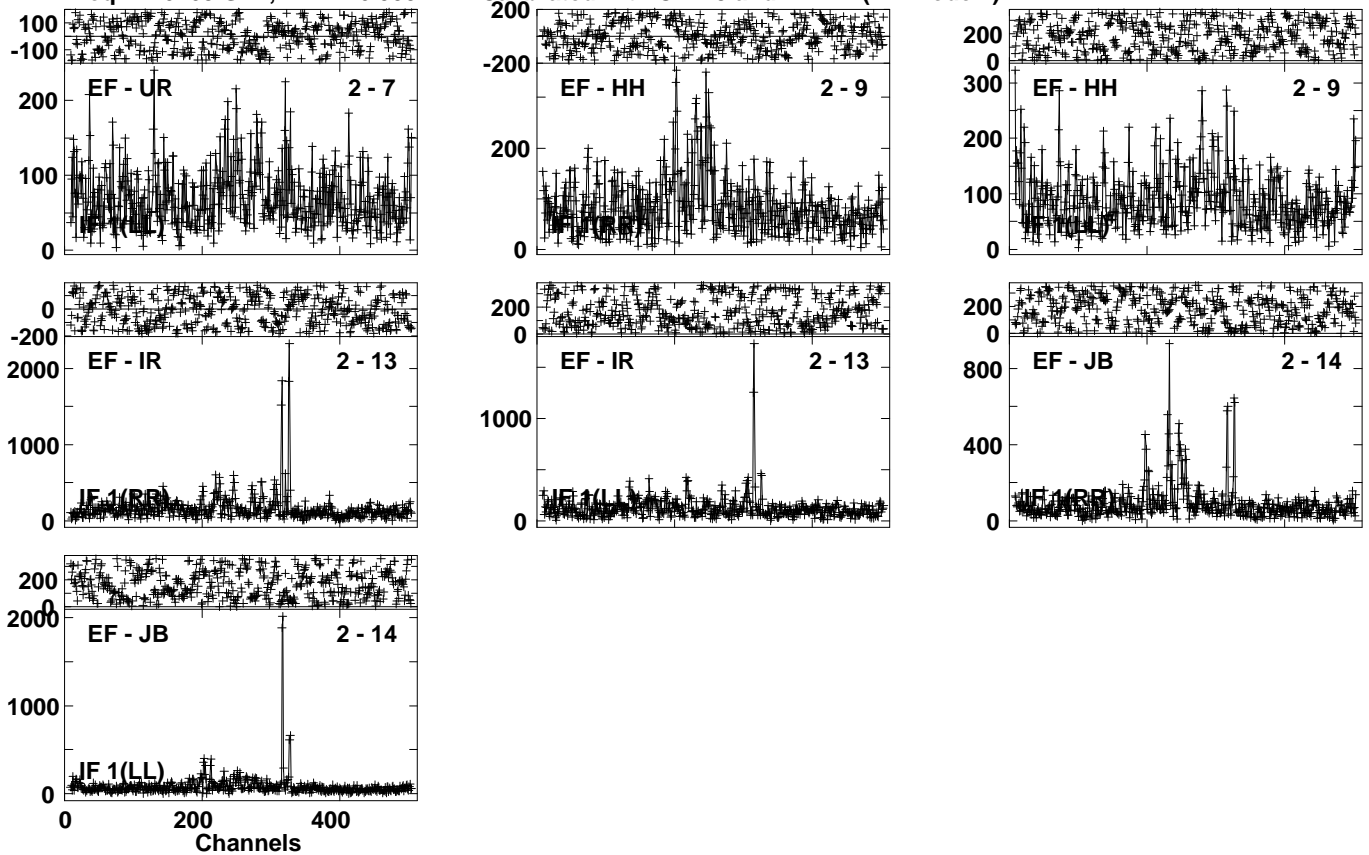
Vector averaged cross-power spectrum Several baselines displayed

Timerange: 00/03:40:01 to 00/03:43:29

Plot file version 186 created 01-FEB-2023 16:31:01

IR17526N EW022A 4.UVDATA.1

Freq = 1.6163 GHz, Bw = 16.000 MH Calibrated with CL # 3 and BP # 1 (BP mode 1)

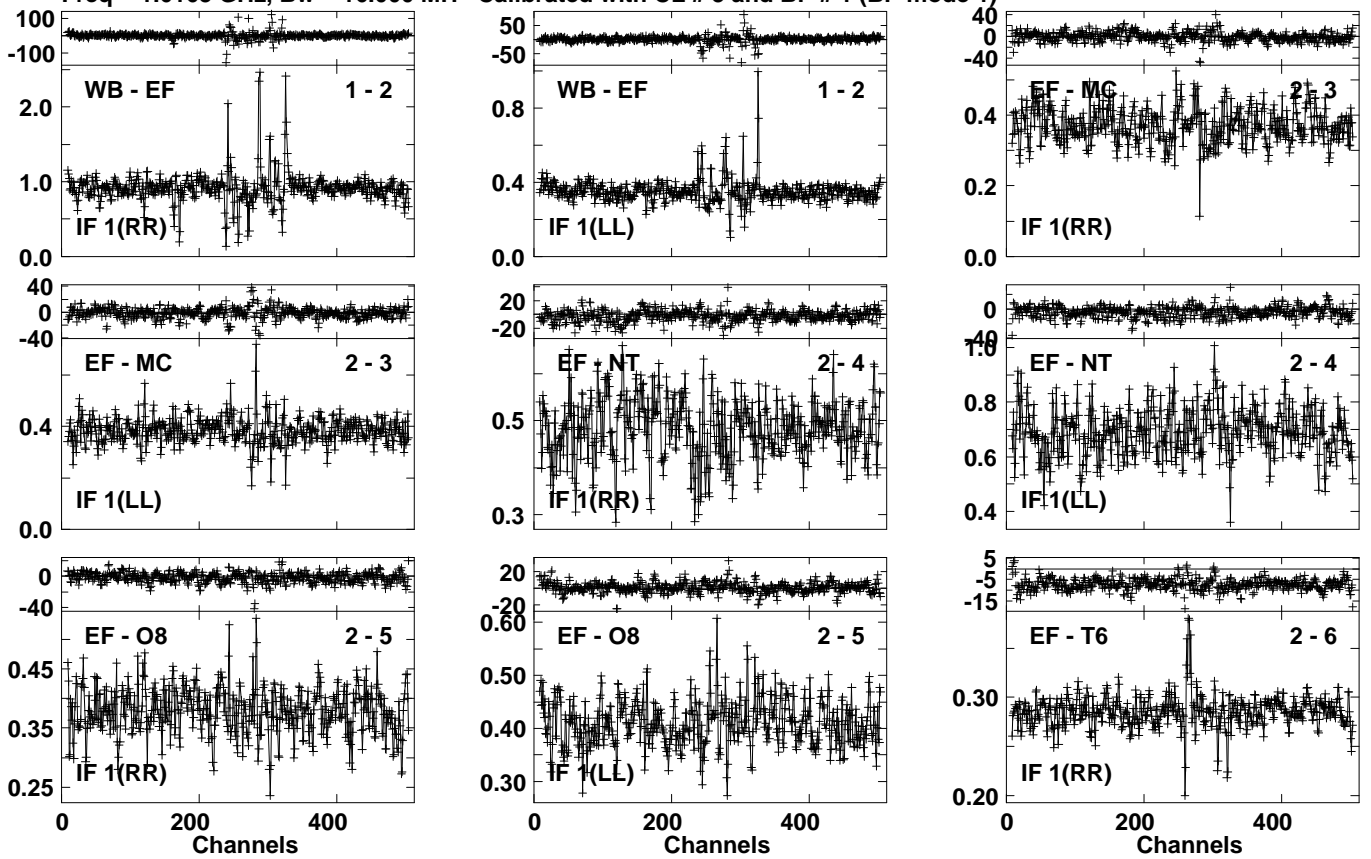


Lower frame: Milli Ampl Jy Top frame: Phas deg
Vector averaged cross-power spectrum Several baselines displayed
Timerange: 00/03:40:01 to 00/03:43:29

Plot file version 187 created 01-FEB-2023 16:31:01

J1748+3404 EW022A 4.UVDATA.1

Freq = 1.6163 GHz, Bw = 16.000 MH Calibrated with CL # 3 and BP # 1 (BP mode 1)

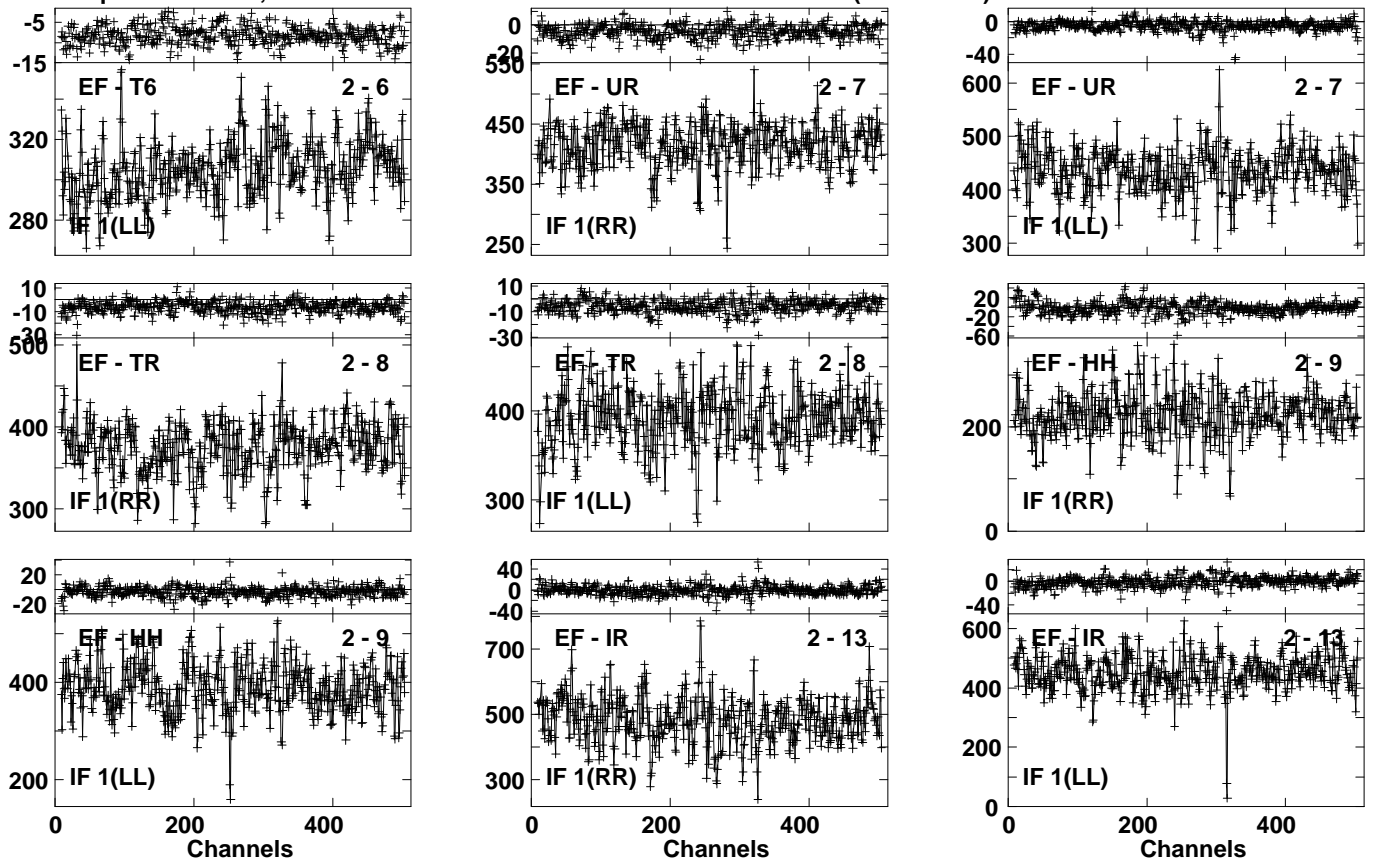


Lower frame: Ampl Jy Top frame: Phas deg
Vector averaged cross-power spectrum Several baselines displayed
Timerange: 00/03:43:31 to 00/03:44:59

Plot file version 188 created 01-FEB-2023 16:31:01

J1748+3404 EW022A 4.UVDATA.1

Freq = 1.6163 GHz, Bw = 16.000 MH Calibrated with CL # 3 and BP # 1 (BP mode 1)

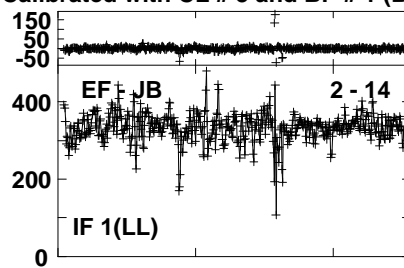
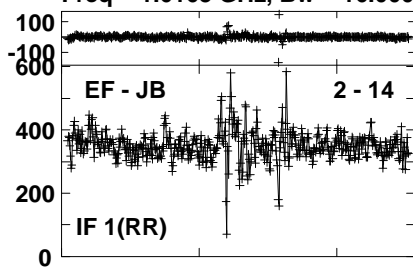


Lower frame: Milli Ampl Jy Top frame: Phas deg
Vector averaged cross-power spectrum Several baselines displayed
Timerange: 00/03:43:31 to 00/03:44:59

Plot file version 189 created 01-FEB-2023 16:31:01

J1748+3404 EW022A 4.UVDATA.1

Freq = 1.6163 GHz, Bw = 16.000 MH Calibrated with CL # 3 and BP # 1 (BP mode 1)



Lower frame: Milli Ampl Jy Top frame: Phas deg

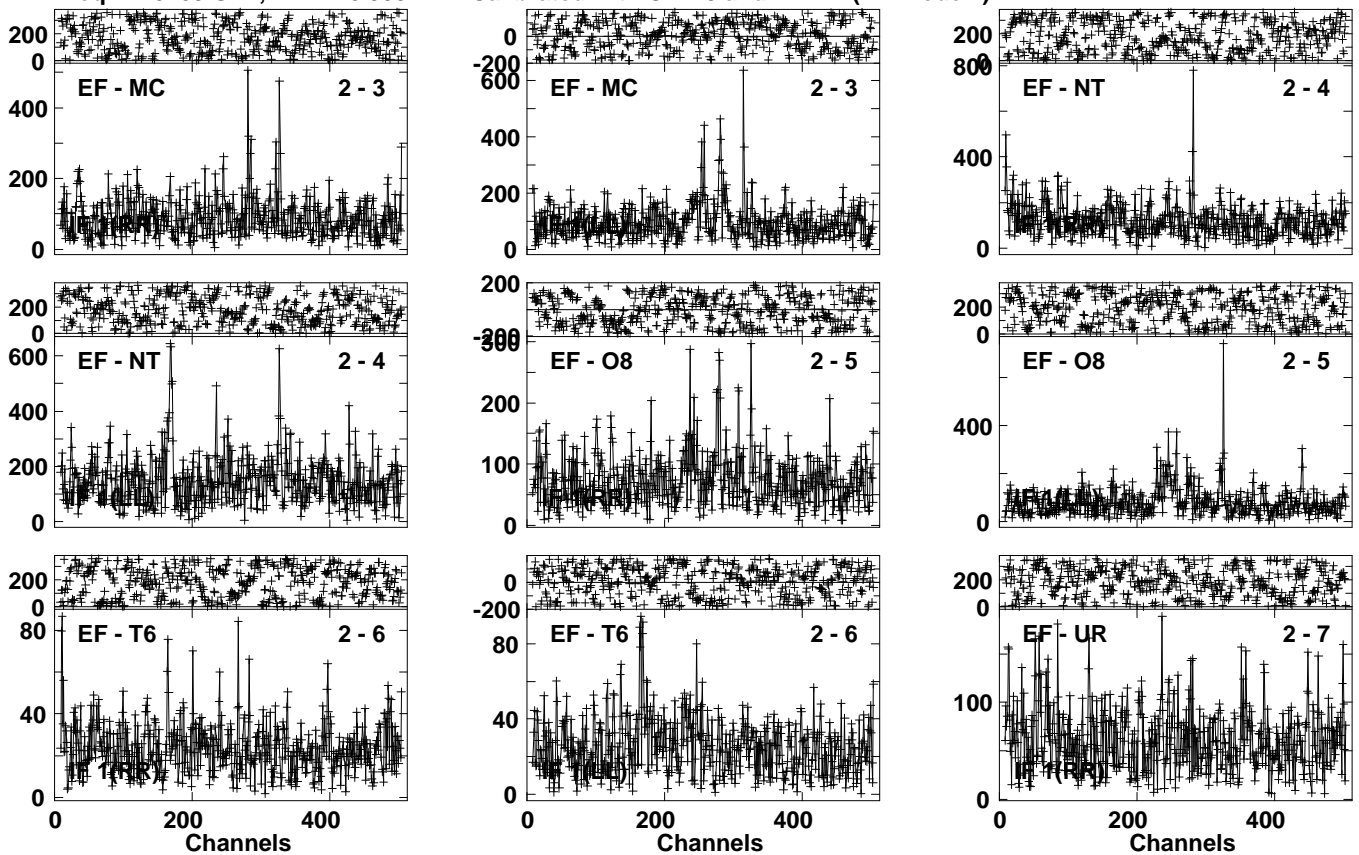
Vector averaged cross-power spectrum Several baselines displayed

Timerange: 00/03:43:31 to 00/03:44:59

Plot file version 190 created 01-FEB-2023 16:31:02

IR17526N EW022A 4.UVDATA.1

Freq = 1.6163 GHz, Bw = 16.000 MH Calibrated with CL # 3 and BP # 1 (BP mode 1)

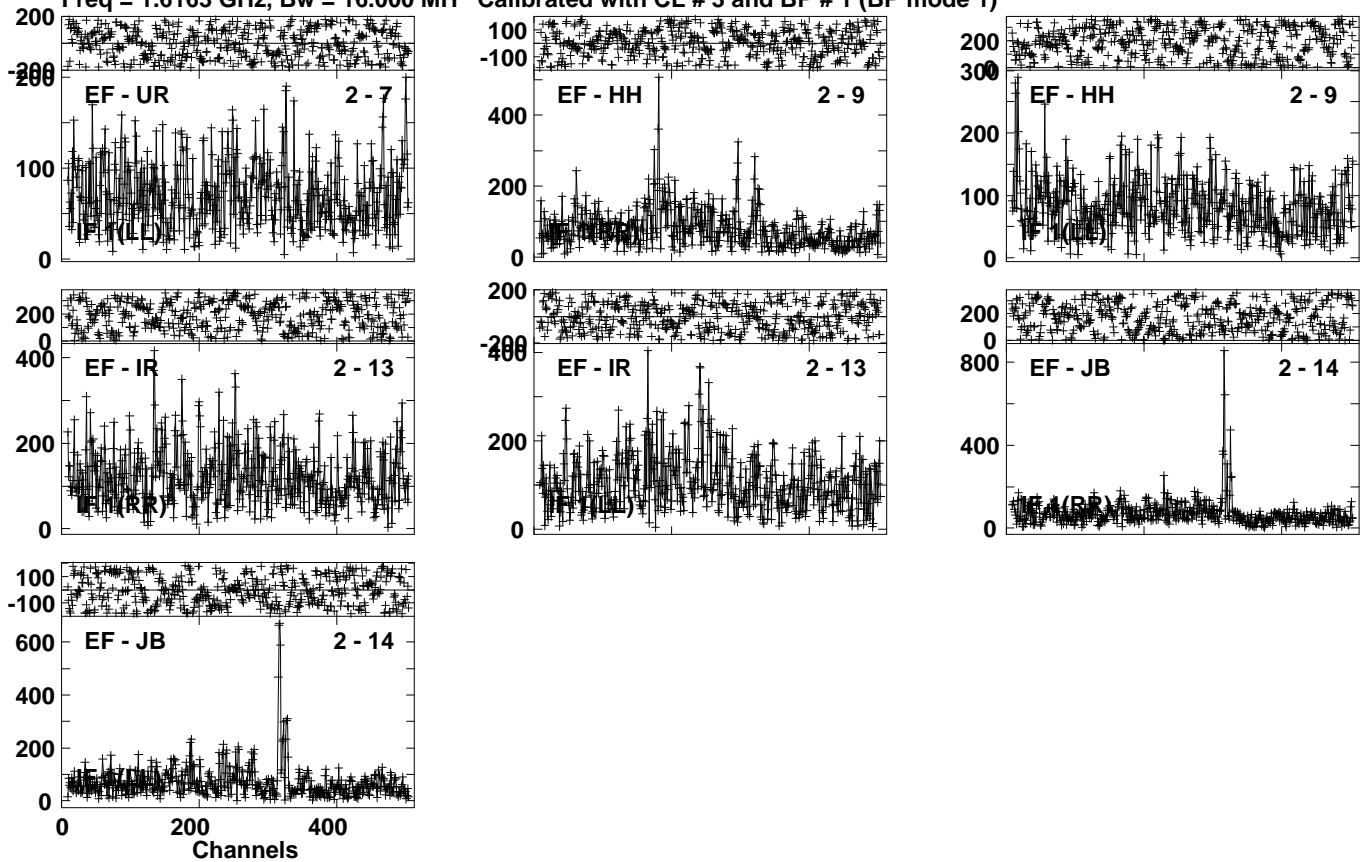


Lower frame: Milli Ampl Jy Top frame: Phas deg
Vector averaged cross-power spectrum Several baselines displayed
Timerange: 00/03:45:01 to 00/03:48:29

Plot file version 191 created 01-FEB-2023 16:31:02

IR17526N EW022A 4.UVDATA.1

Freq = 1.6163 GHz, Bw = 16.000 MH Calibrated with CL # 3 and BP # 1 (BP mode 1)



Lower frame: Milli Ampl Jy Top frame: Phas deg

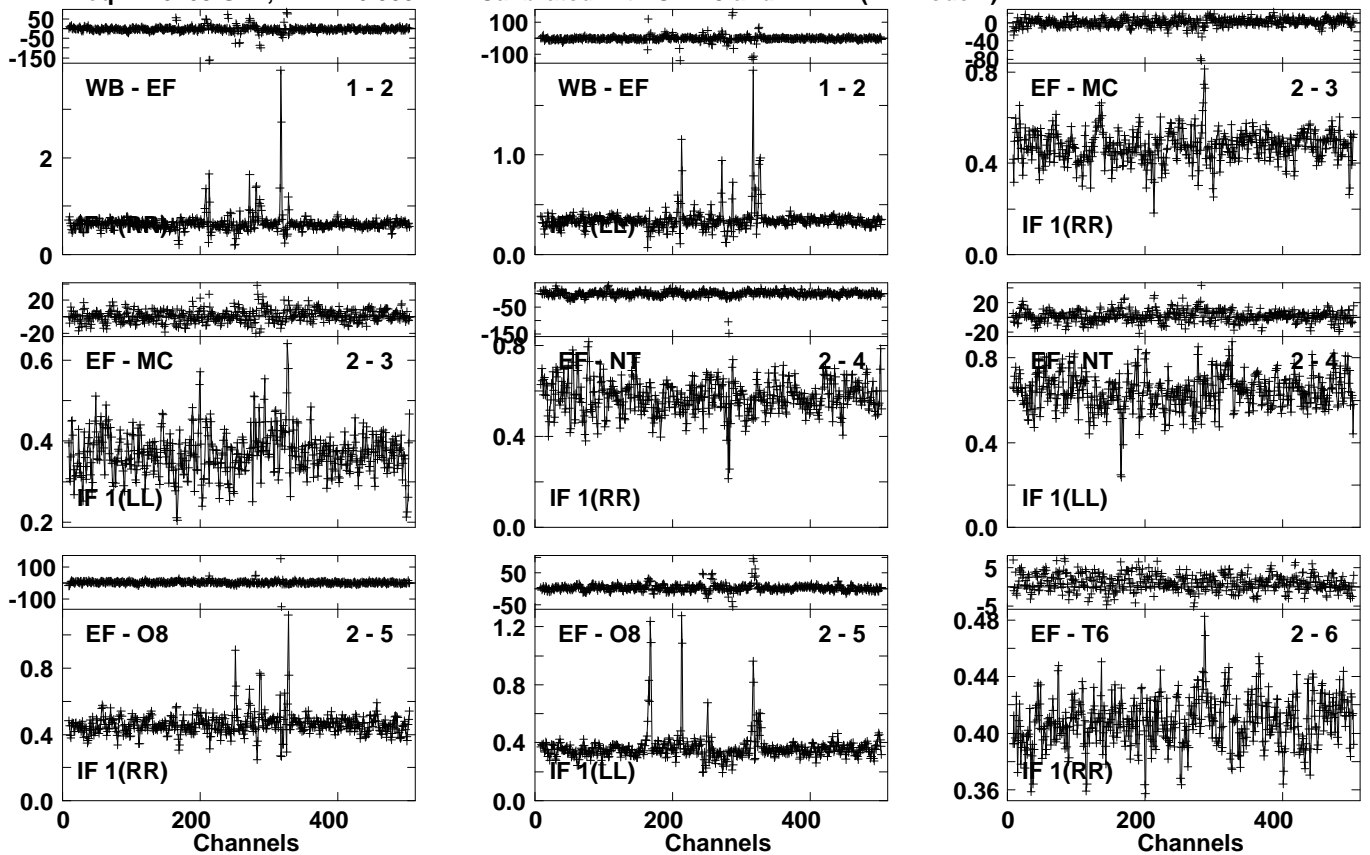
Vector averaged cross-power spectrum Several baselines displayed

Timerange: 00/03:45:01 to 00/03:48:29

Plot file version 192 created 01-FEB-2023 16:31:02

J1748+3404 EW022A 4.UVDATA.1

Freq = 1.6163 GHz, Bw = 16.000 MH Calibrated with CL # 3 and BP # 1 (BP mode 1)

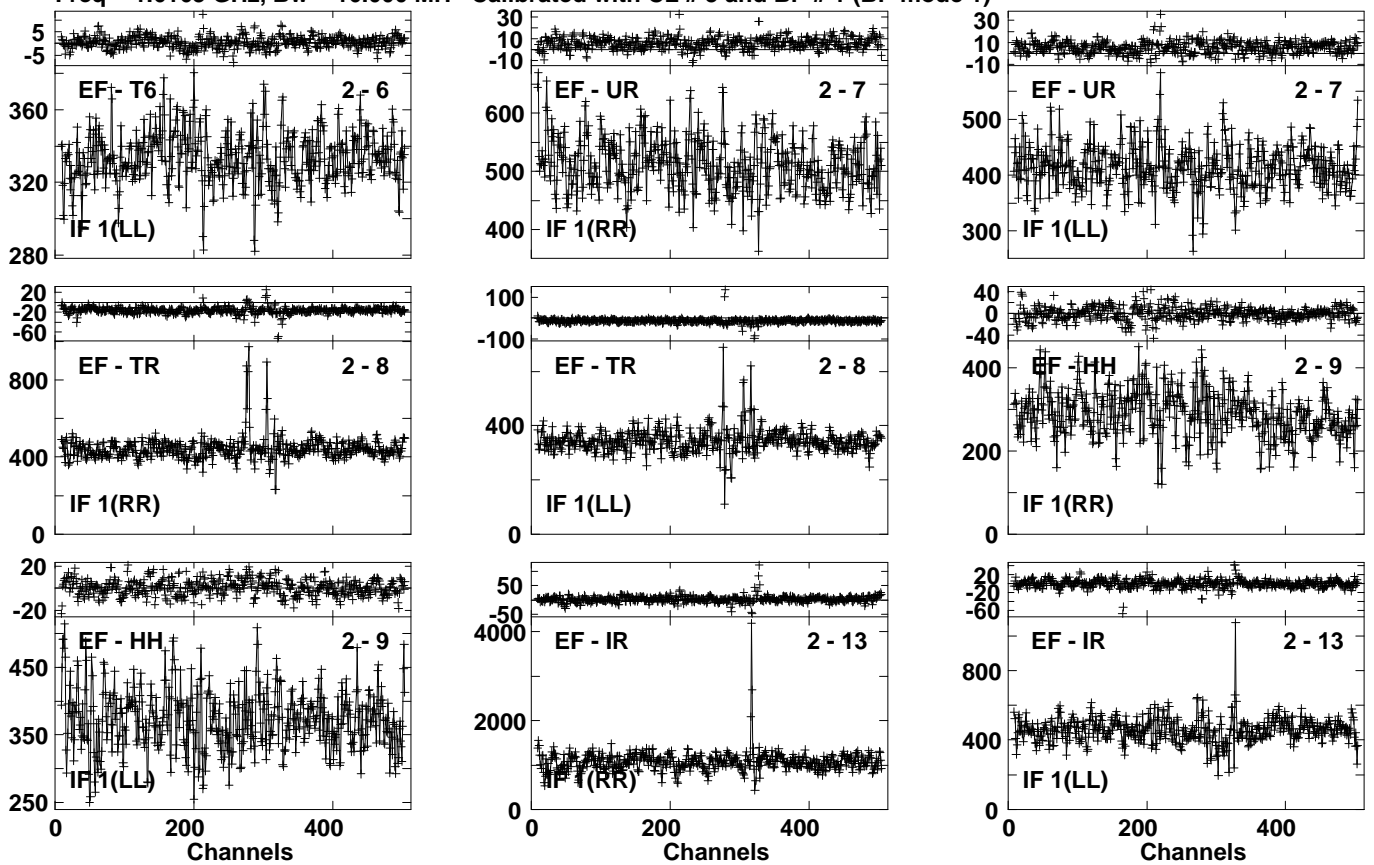


Lower frame: Ampl Jy Top frame: Phas deg
Vector averaged cross-power spectrum Several baselines displayed
Timerange: 00/03:49:01 to 00/03:49:59

Plot file version 193 created 01-FEB-2023 16:31:02

J1748+3404 EW022A 4.UVDATA.1

Freq = 1.6163 GHz, Bw = 16.000 MH Calibrated with CL # 3 and BP # 1 (BP mode 1)

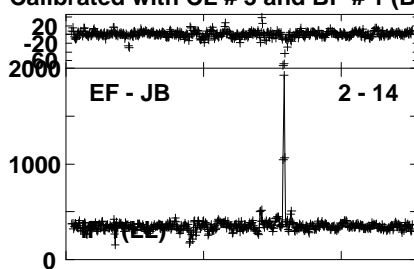
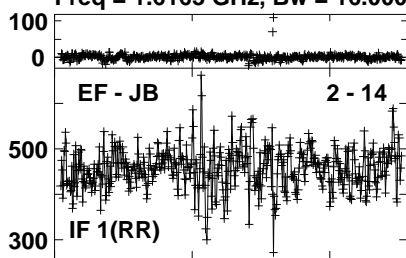


Lower frame: Milli Ampl Jy Top frame: Phas deg
Vector averaged cross-power spectrum Several baselines displayed
Timerange: 00/03:49:01 to 00/03:49:59

Plot file version 194 created 01-FEB-2023 16:31:02

J1748+3404 EW022A 4.UVDATA.1

Freq = 1.6163 GHz, Bw = 16.000 MH Calibrated with CL # 3 and BP # 1 (BP mode 1)

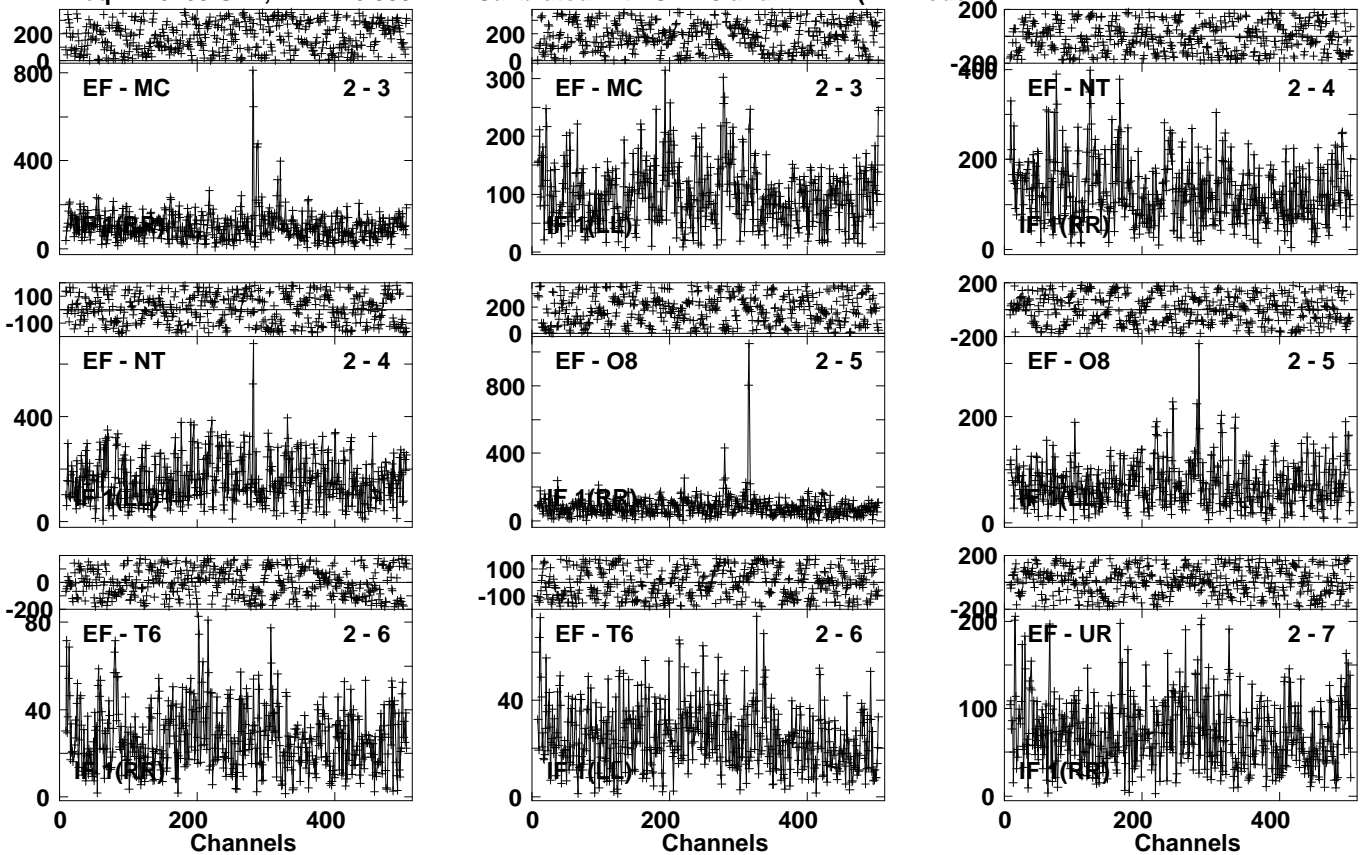


Lower frame: Milli Ampl Jy Top frame: Phas deg
Vector averaged cross-power spectrum Several baselines displayed
Timerange: 00/03:49:01 to 00/03:49:59

Plot file version 195 created 01-FEB-2023 16:31:02

IR17526N EW022A 4.UVDATA.1

Freq = 1.6163 GHz, Bw = 16.000 MH Calibrated with CL # 3 and BP # 1 (BP mode 1)

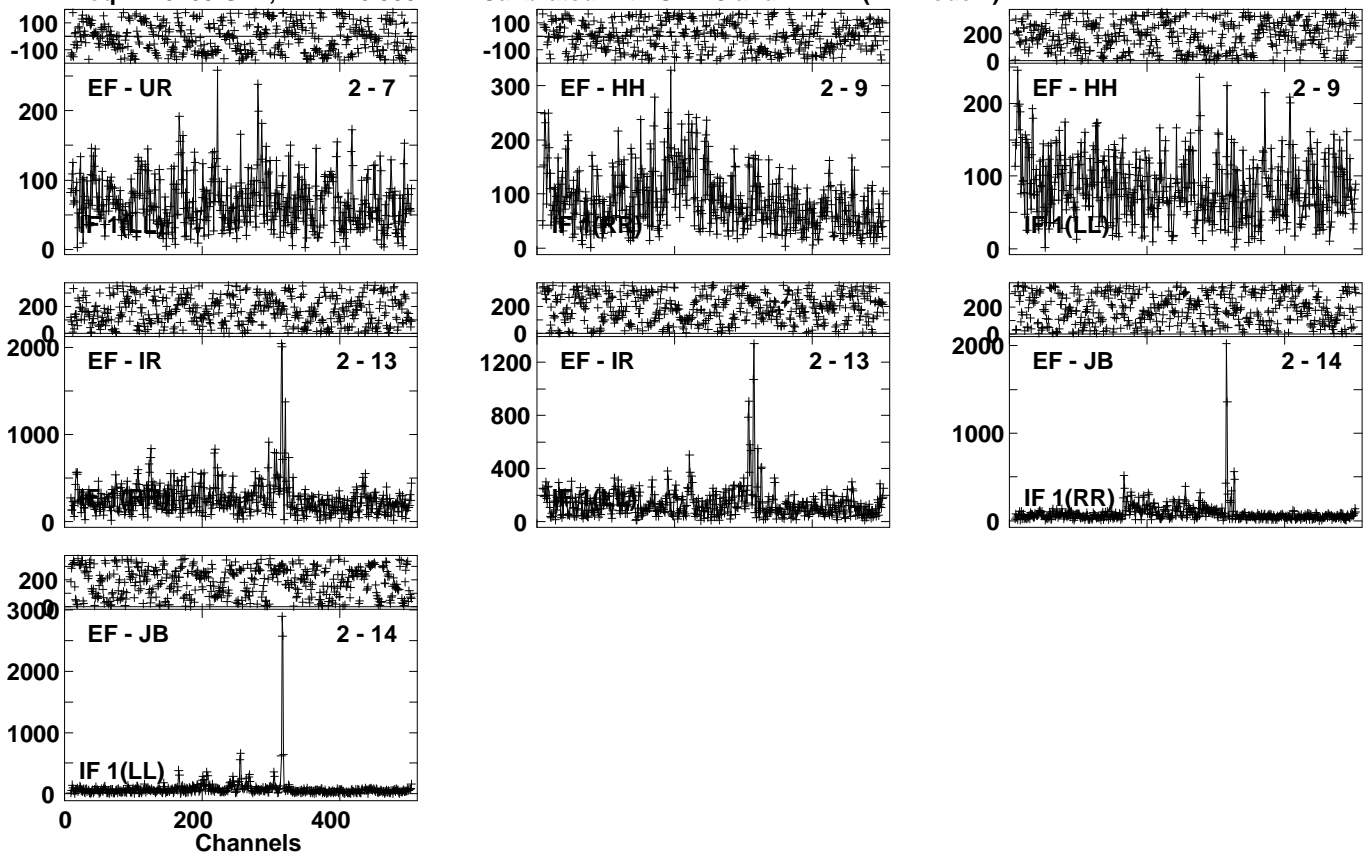


Lower frame: Milli Ampl Jy Top frame: Phas deg
Vector averaged cross-power spectrum Several baselines displayed
Timerange: 00/03:50:01 to 00/03:53:29

Plot file version 196 created 01-FEB-2023 16:31:03

IR17526N EW022A 4.UVDATA.1

Freq = 1.6163 GHz, Bw = 16.000 MH Calibrated with CL # 3 and BP # 1 (BP mode 1)

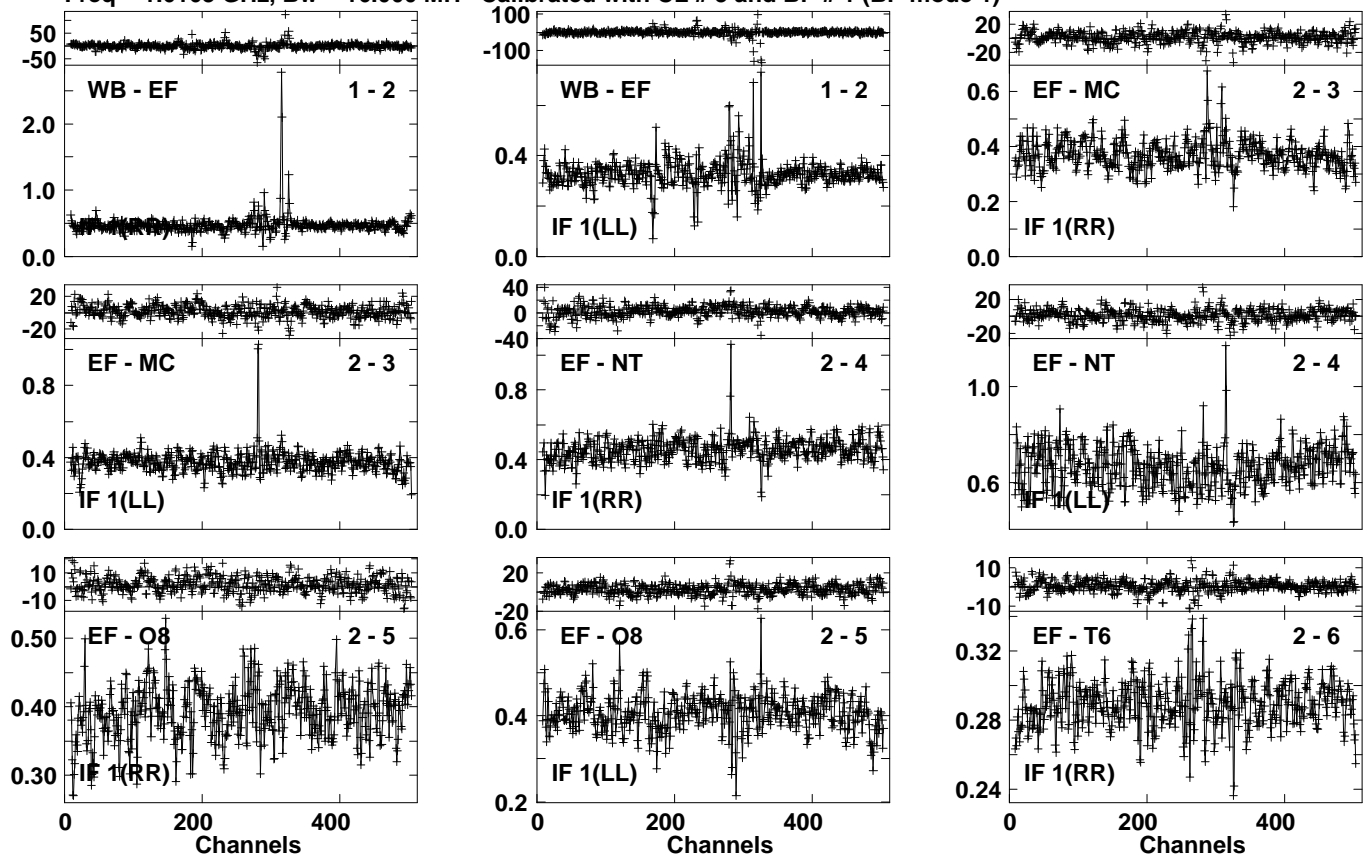


Lower frame: Milli Ampl Jy Top frame: Phas deg
Vector averaged cross-power spectrum Several baselines displayed
Timerange: 00/03:50:01 to 00/03:53:29

Plot file version 197 created 01-FEB-2023 16:31:03

J1748+3404 EW022A 4.UVDATA.1

Freq = 1.6163 GHz, Bw = 16.000 MH Calibrated with CL # 3 and BP # 1 (BP mode 1)

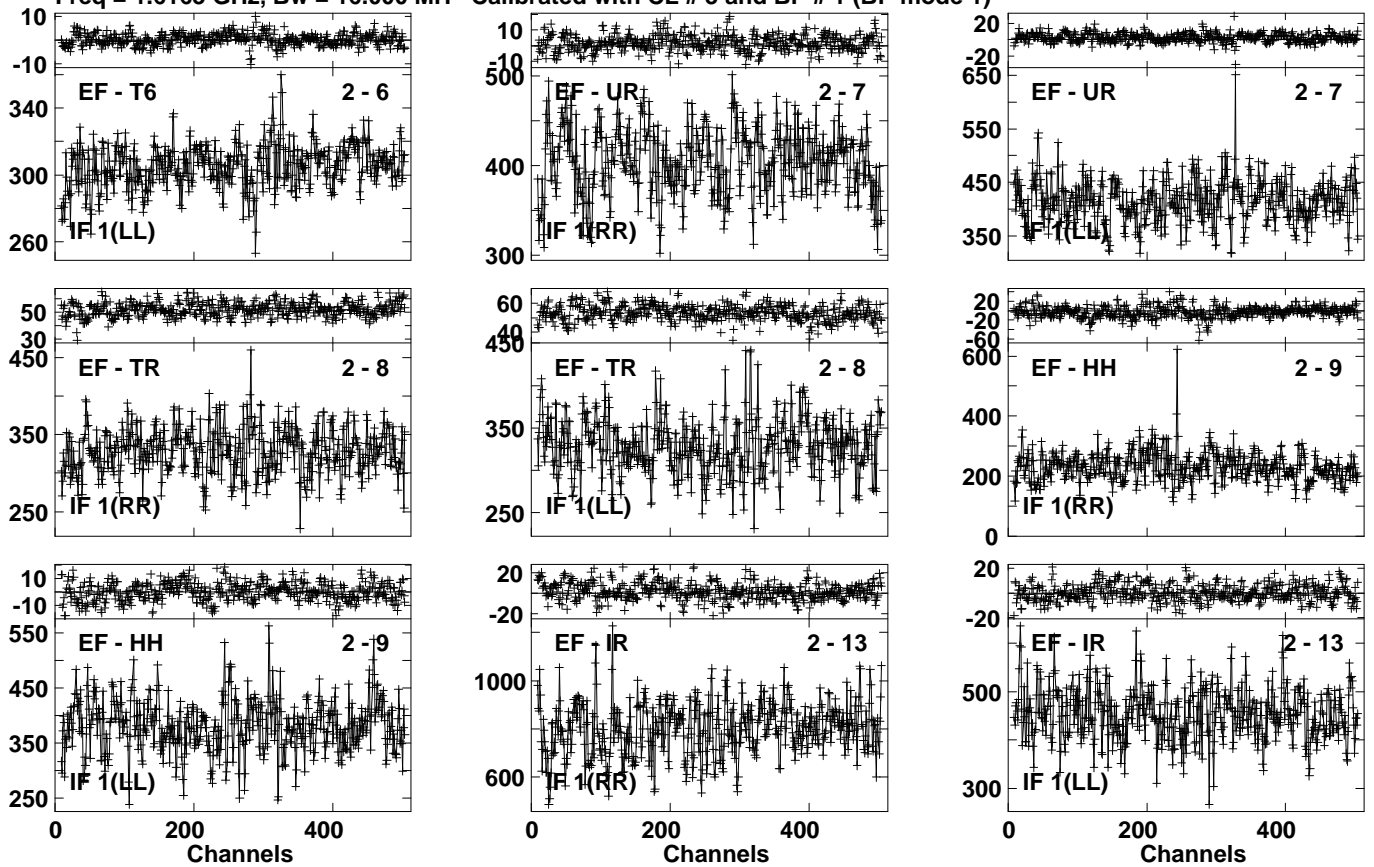


Lower frame: Ampl Jy Top frame: Phas deg
Vector averaged cross-power spectrum Several baselines displayed
Timerange: 00/03:53:31 to 00/03:54:59

Plot file version 198 created 01-FEB-2023 16:31:03

J1748+3404 EW022A 4.UVDATA.1

Freq = 1.6163 GHz, Bw = 16.000 MH Calibrated with CL # 3 and BP # 1 (BP mode 1)

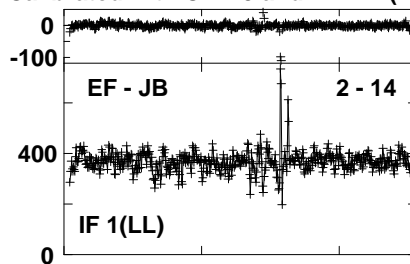
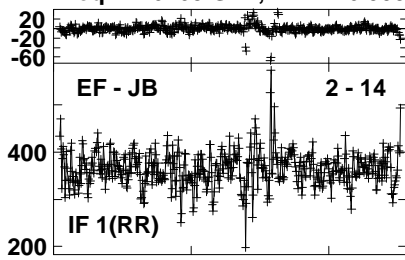


Lower frame: Milli Ampl Jy Top frame: Phas deg
Vector averaged cross-power spectrum Several baselines displayed
Timerange: 00/03:53:31 to 00/03:54:59

Plot file version 199 created 01-FEB-2023 16:31:03

J1748+3404 EW022A 4.UVDATA.1

Freq = 1.6163 GHz, Bw = 16.000 MH Calibrated with CL # 3 and BP # 1 (BP mode 1)



Lower frame: Milli Ampl Jy Top frame: Phas deg

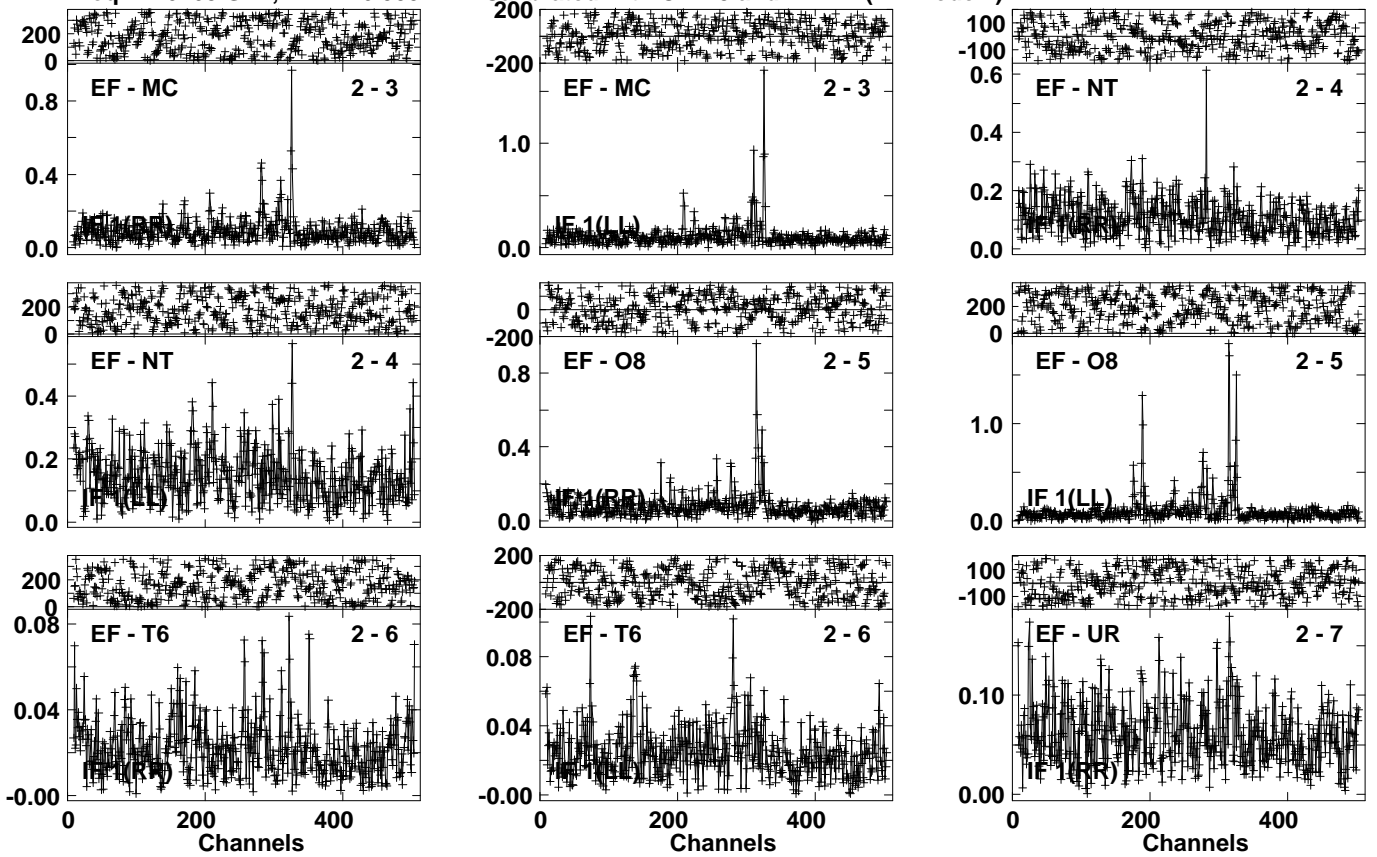
Vector averaged cross-power spectrum Several baselines displayed

Timerange: 00/03:53:31 to 00/03:54:59

Plot file version 200 created 01-FEB-2023 16:31:03

IR17526N EW022A 4.UVDATA.1

Freq = 1.6163 GHz, Bw = 16.000 MH Calibrated with CL # 3 and BP # 1 (BP mode 1)

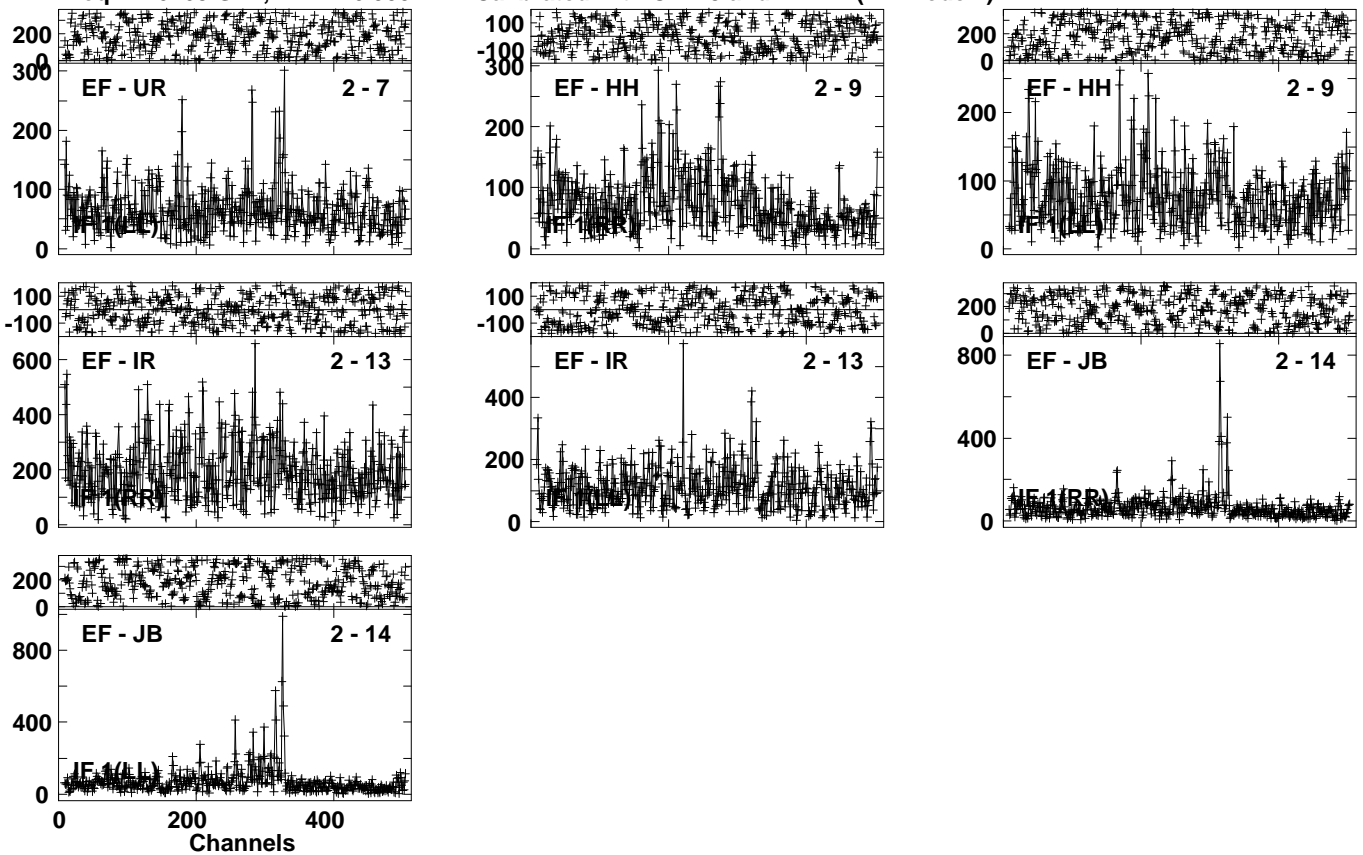


Lower frame: Ampl Jy Top frame: Phas deg
Vector averaged cross-power spectrum Several baselines displayed
Timerange: 00/03:55:01 to 00/03:58:29

Plot file version 201 created 01-FEB-2023 16:31:04

IR17526N EW022A 4.UVDATA.1

Freq = 1.6163 GHz, Bw = 16.000 MH Calibrated with CL # 3 and BP # 1 (BP mode 1)



Lower frame: Milli Ampl Jy Top frame: Phas deg

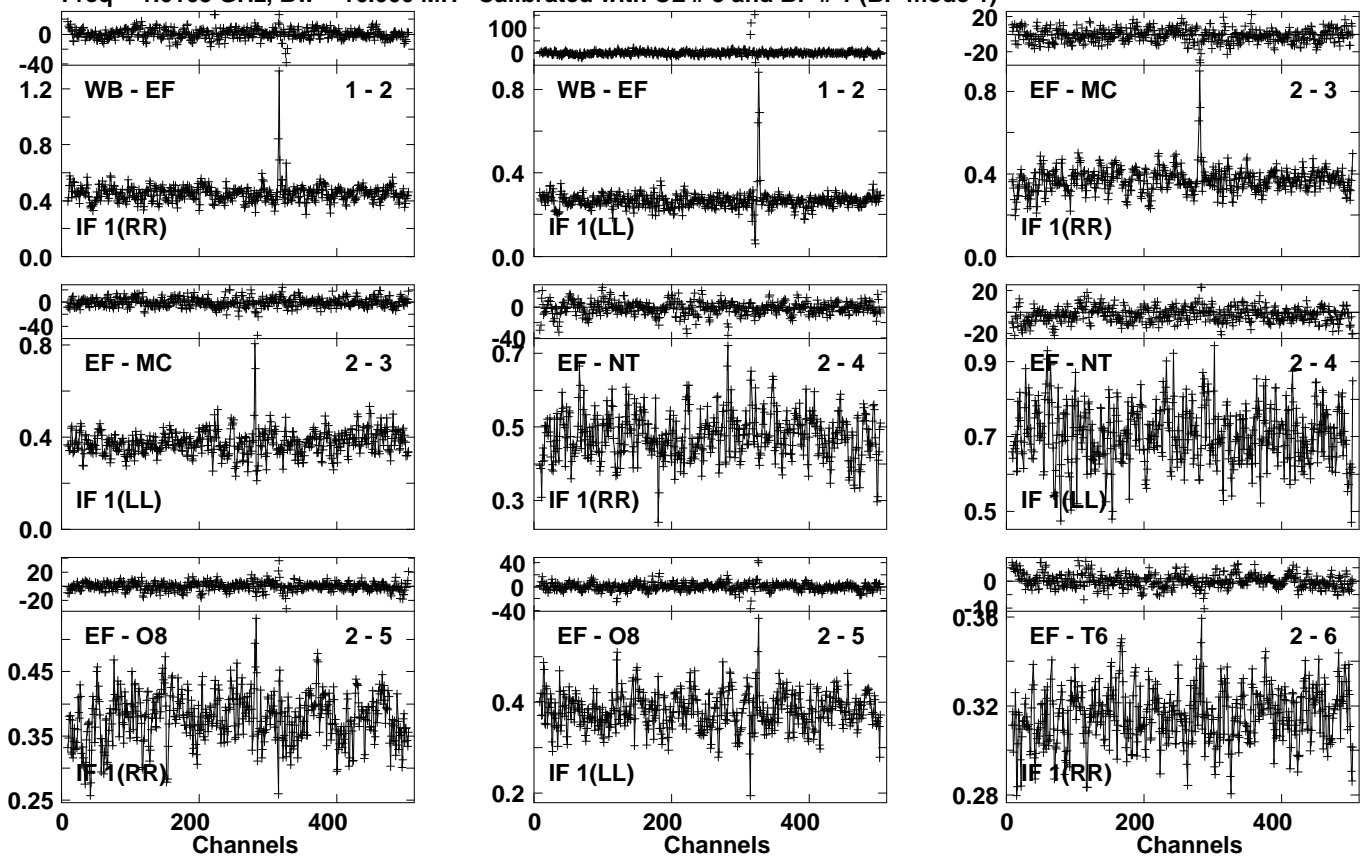
Vector averaged cross-power spectrum Several baselines displayed

Timerange: 00/03:55:01 to 00/03:58:29

Plot file version 202 created 01-FEB-2023 16:31:04

J1748+3404 EW022A 4.UVDATA.1

Freq = 1.6163 GHz, Bw = 16.000 MH Calibrated with CL # 3 and BP # 1 (BP mode 1)

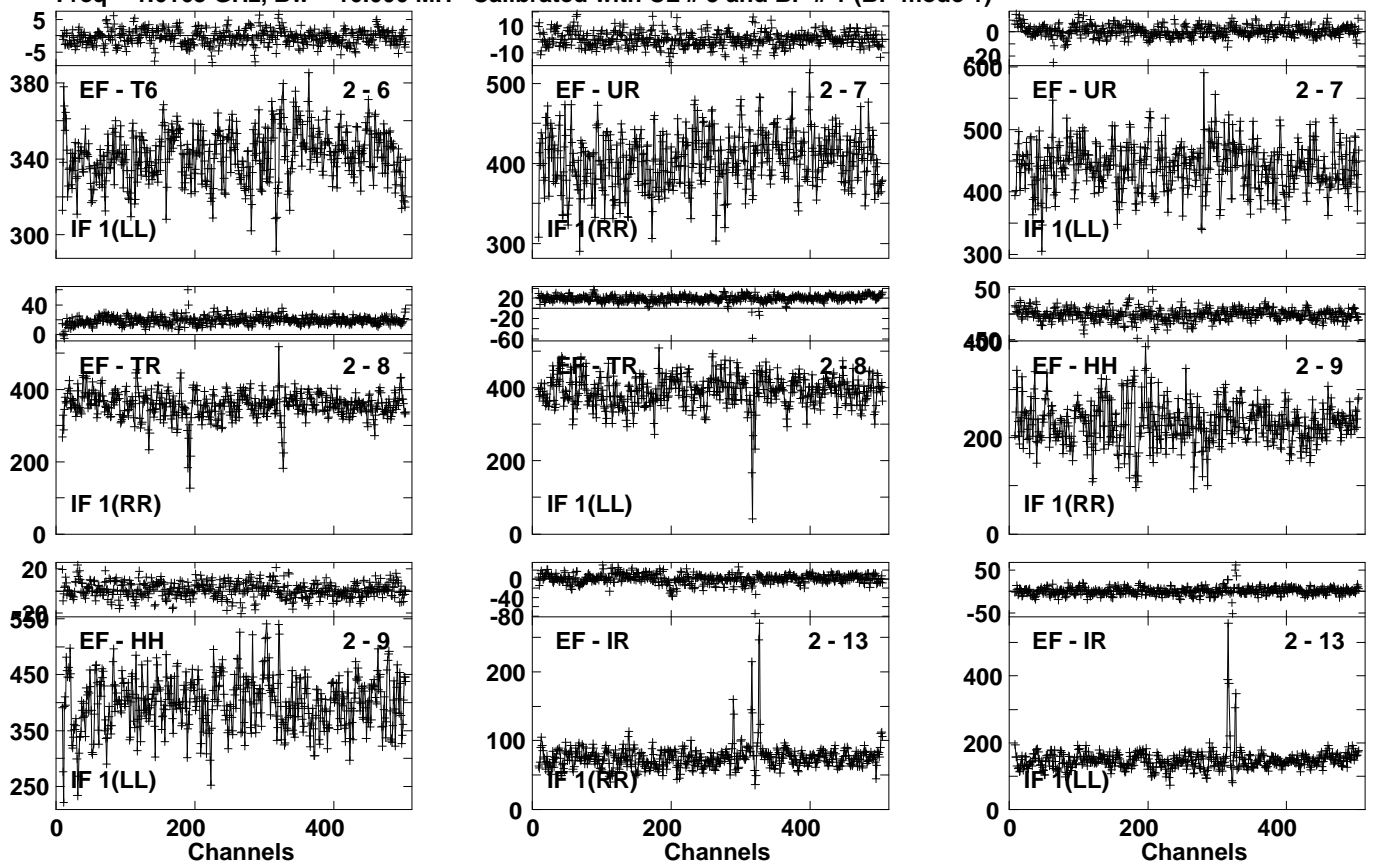


Lower frame: Ampl Jy Top frame: Phas deg
Vector averaged cross-power spectrum Several baselines displayed
Timerange: 00/03:59:01 to 00/03:59:59

Plot file version 203 created 01-FEB-2023 16:31:04

J1748+3404 EW022A 4.UVDATA.1

Freq = 1.6163 GHz, Bw = 16.000 MH Calibrated with CL # 3 and BP # 1 (BP mode 1)

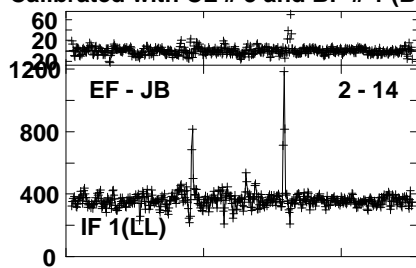
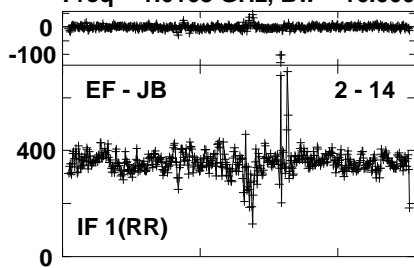


Lower frame: Milli Ampl Jy Top frame: Phas deg
Vector averaged cross-power spectrum Several baselines displayed
Timerange: 00/03:59:01 to 00/03:59:59

Plot file version 204 created 01-FEB-2023 16:31:04

J1748+3404 EW022A 4.UVDATA.1

Freq = 1.6163 GHz, Bw = 16.000 MH Calibrated with CL # 3 and BP # 1 (BP mode 1)



Lower frame: Milli Ampl Jy Top frame: Phas deg

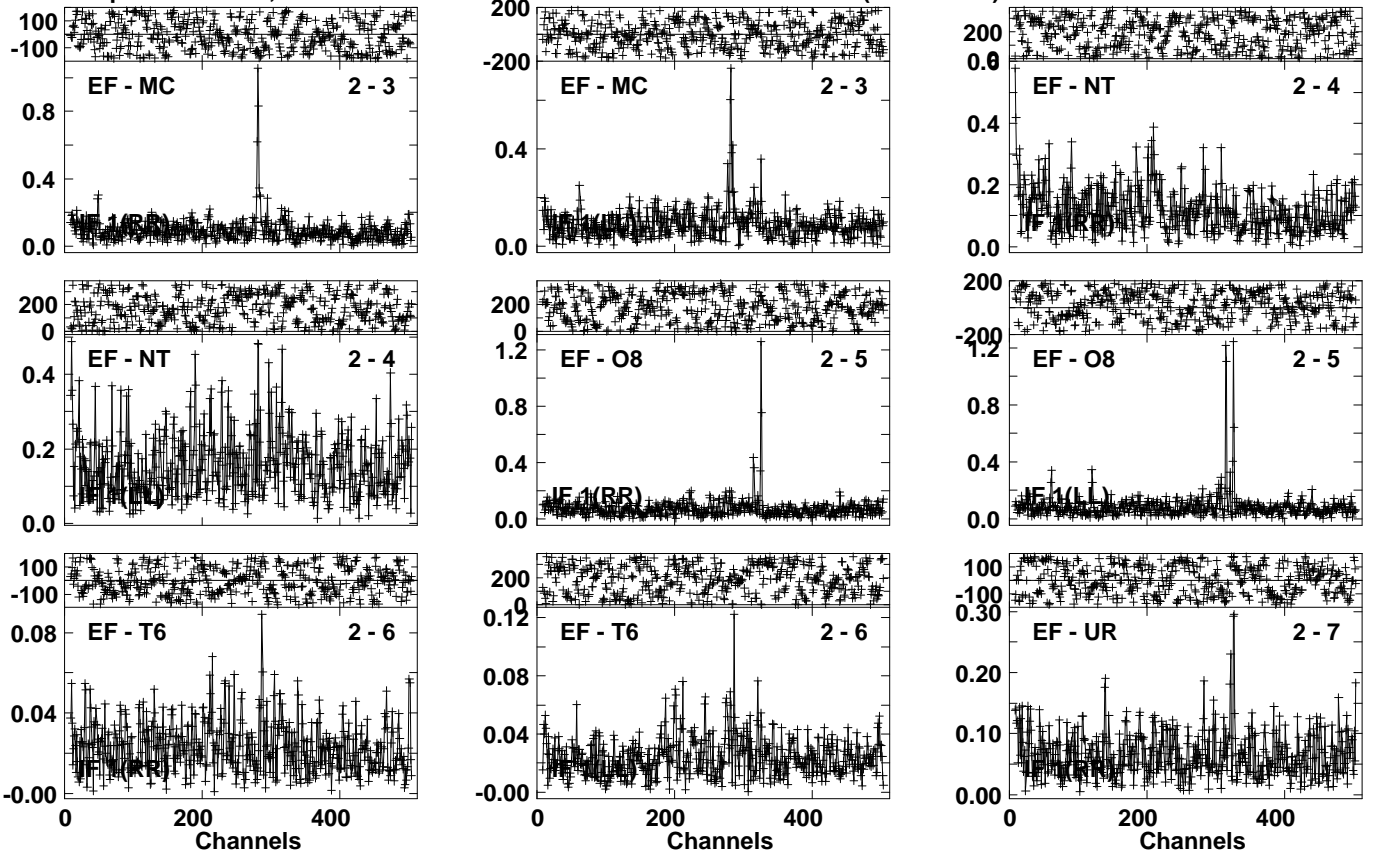
Vector averaged cross-power spectrum Several baselines displayed

Timerange: 00/03:59:01 to 00/03:59:59

Plot file version 205 created 01-FEB-2023 16:31:04

IR17526N EW022A 4.UVDATA.1

Freq = 1.6163 GHz, Bw = 16.000 MH Calibrated with CL # 3 and BP # 1 (BP mode 1)

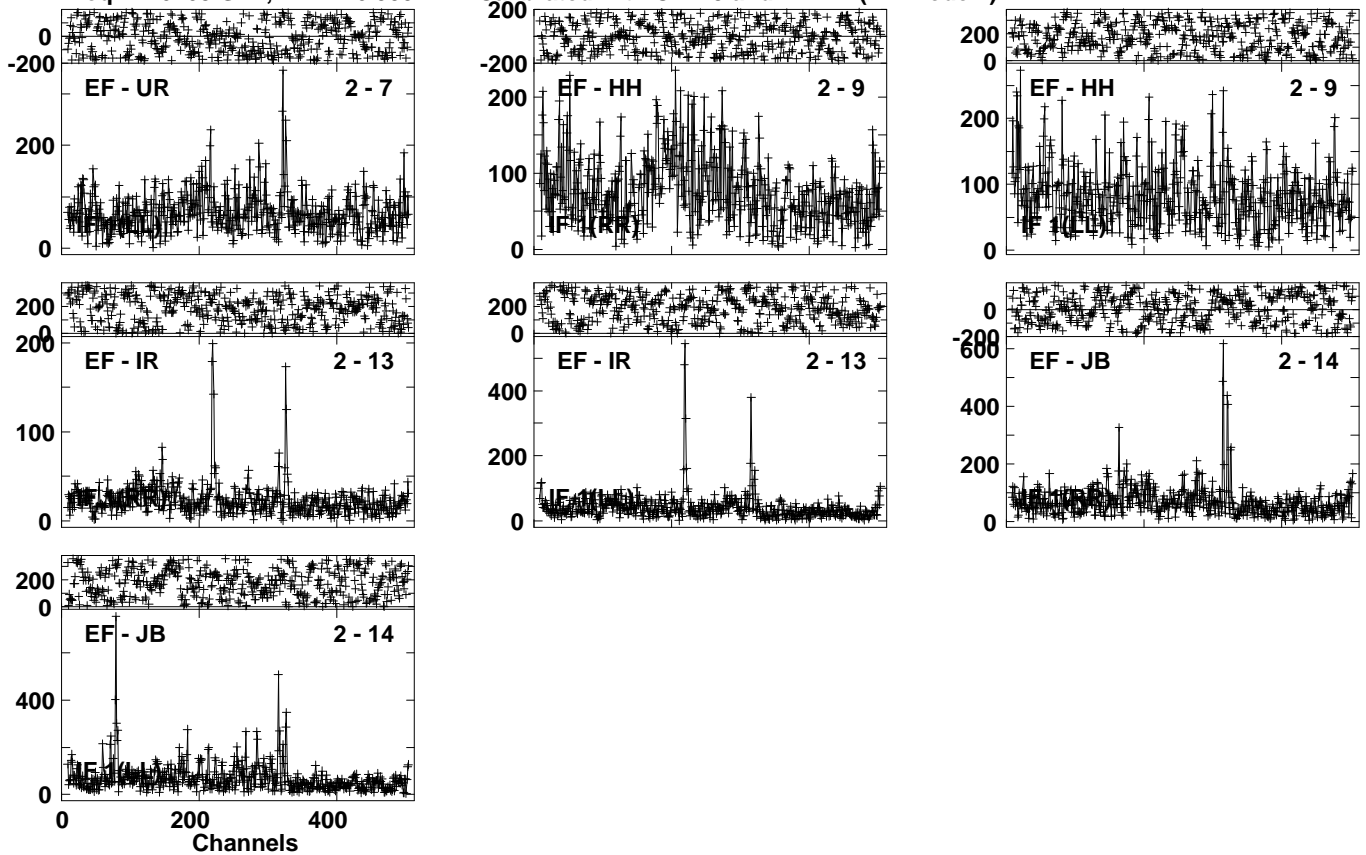


Lower frame: Ampl Jy Top frame: Phas deg
Vector averaged cross-power spectrum Several baselines displayed
Timerange: 00/04:00:01 to 00/04:03:29

Plot file version 206 created 01-FEB-2023 16:31:05

IR17526N EW022A 4.UVDATA.1

Freq = 1.6163 GHz, Bw = 16.000 MH Calibrated with CL # 3 and BP # 1 (BP mode 1)

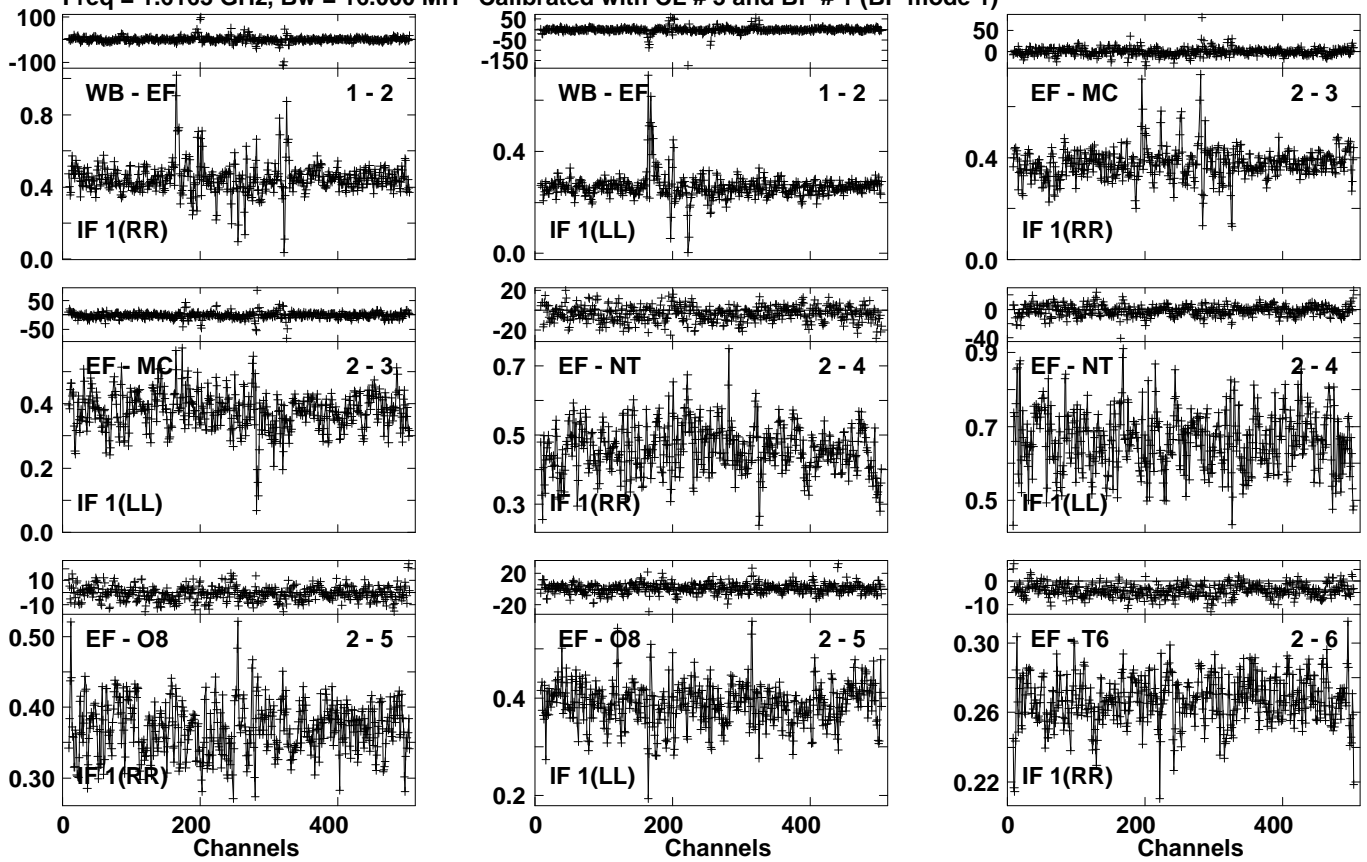


Lower frame: Milli Ampl Jy Top frame: Phas deg
Vector averaged cross-power spectrum Several baselines displayed
Timerange: 00/04:00:01 to 00/04:03:29

Plot file version 207 created 01-FEB-2023 16:31:05

J1748+3404 EW022A 4.UVDATA.1

Freq = 1.6163 GHz, Bw = 16.000 MH Calibrated with CL # 3 and BP # 1 (BP mode 1)



Lower frame: Ampl Jy Top frame: Phas deg

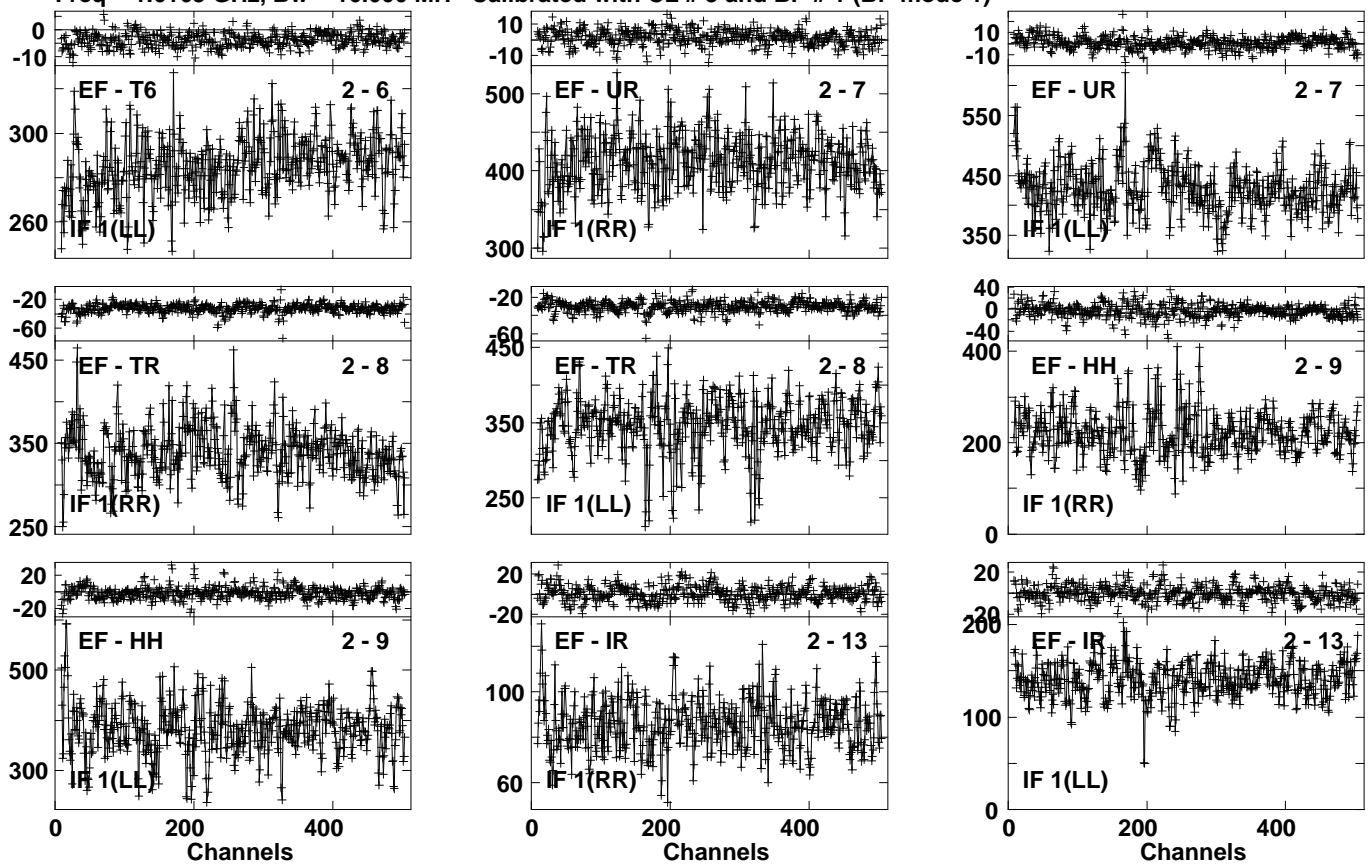
Vector averaged cross-power spectrum Several baselines displayed

Timerange: 00/04:03:31 to 00/04:04:59

Plot file version 208 created 01-FEB-2023 16:31:05

J1748+3404 EW022A 4.UVDATA.1

Freq = 1.6163 GHz, Bw = 16.000 MH Calibrated with CL # 3 and BP # 1 (BP mode 1)

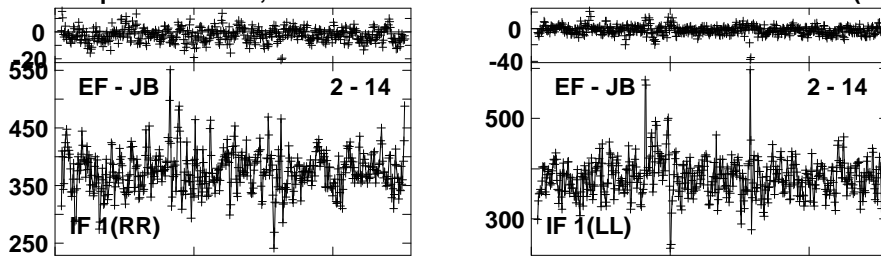


Lower frame: Milli Ampl Jy Top frame: Phas deg
Vector averaged cross-power spectrum Several baselines displayed
Timerange: 00/04:03:31 to 00/04:04:59

Plot file version 209 created 01-FEB-2023 16:31:05

J1748+3404 EW022A 4.UVDATA.1

Freq = 1.6163 GHz, Bw = 16.000 MH Calibrated with CL # 3 and BP # 1 (BP mode 1)

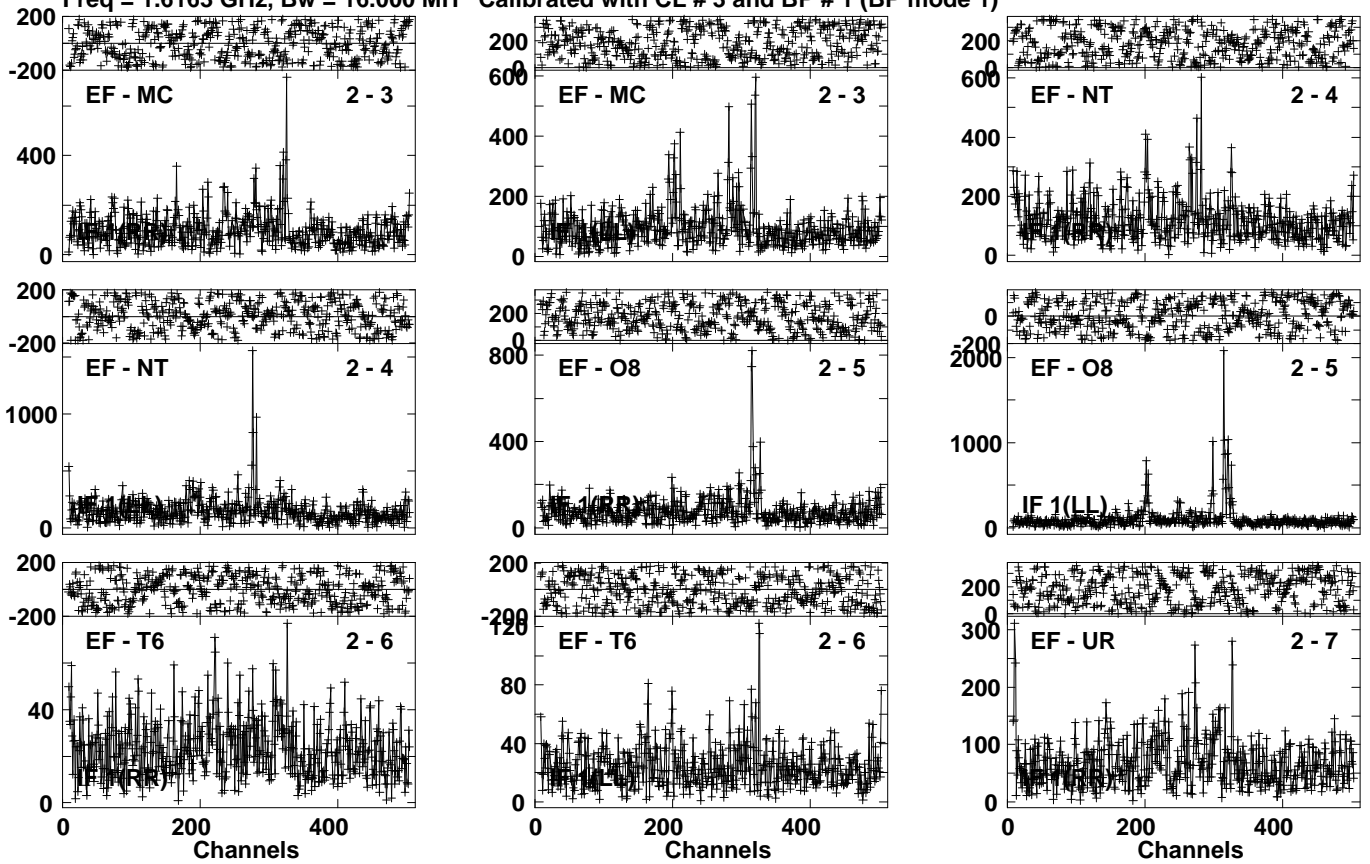


Lower frame: Milli Ampl Jy Top frame: Phas deg
Vector averaged cross-power spectrum Several baselines displayed
Timerange: 00/04:03:31 to 00/04:04:59

Plot file version 210 created 01-FEB-2023 16:31:06

IR17526N EW022A 4.UVDATA.1

Freq = 1.6163 GHz, Bw = 16.000 MH Calibrated with CL # 3 and BP # 1 (BP mode 1)

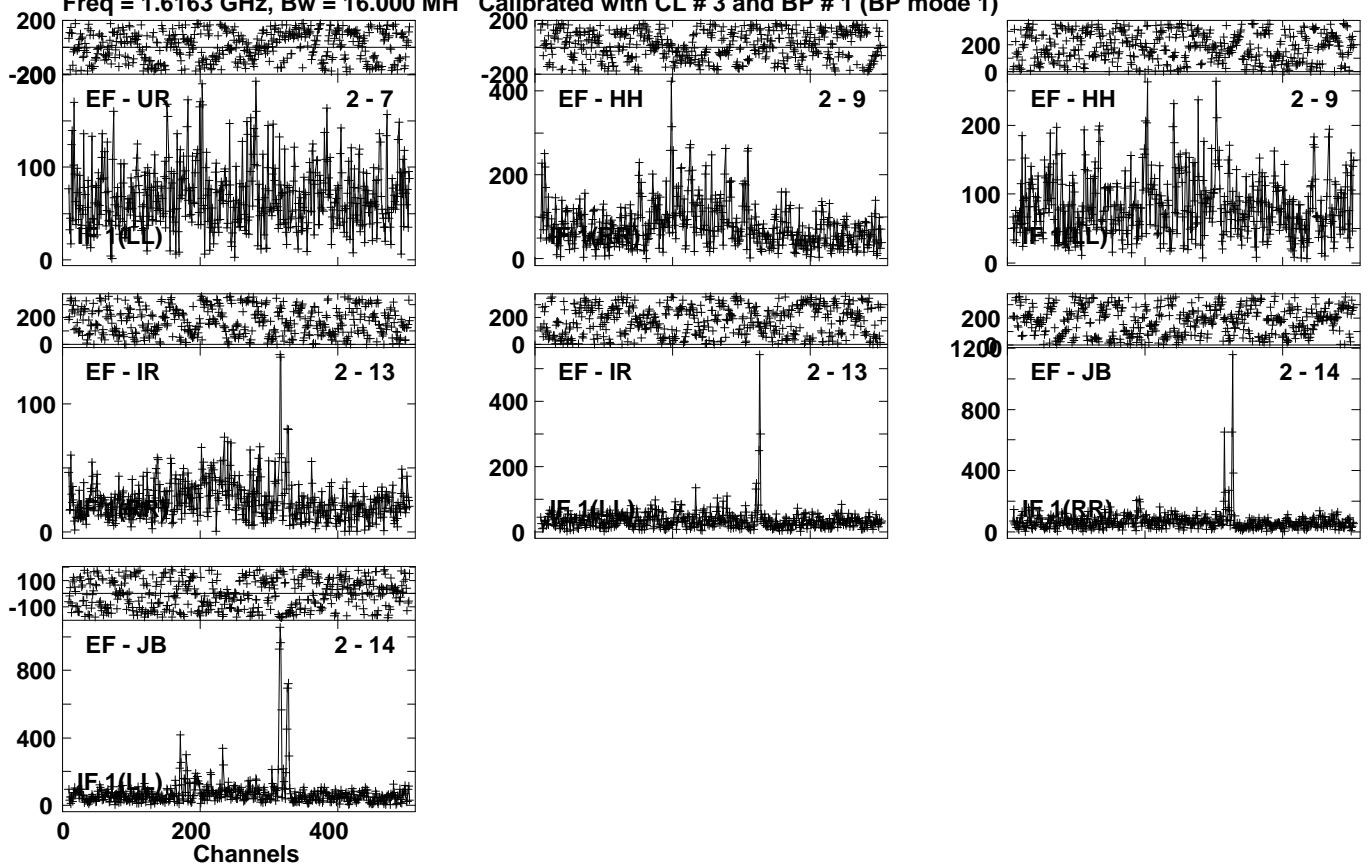


Lower frame: Milli Ampl Jy Top frame: Phas deg
Vector averaged cross-power spectrum Several baselines displayed
Timerange: 00/04:05:01 to 00/04:08:29

Plot file version 211 created 01-FEB-2023 16:31:06

IR17526N EW022A 4.UVDATA.1

Freq = 1.6163 GHz, Bw = 16.000 MH Calibrated with CL # 3 and BP # 1 (BP mode 1)



Lower frame: Milli Ampl Jy Top frame: Phas deg

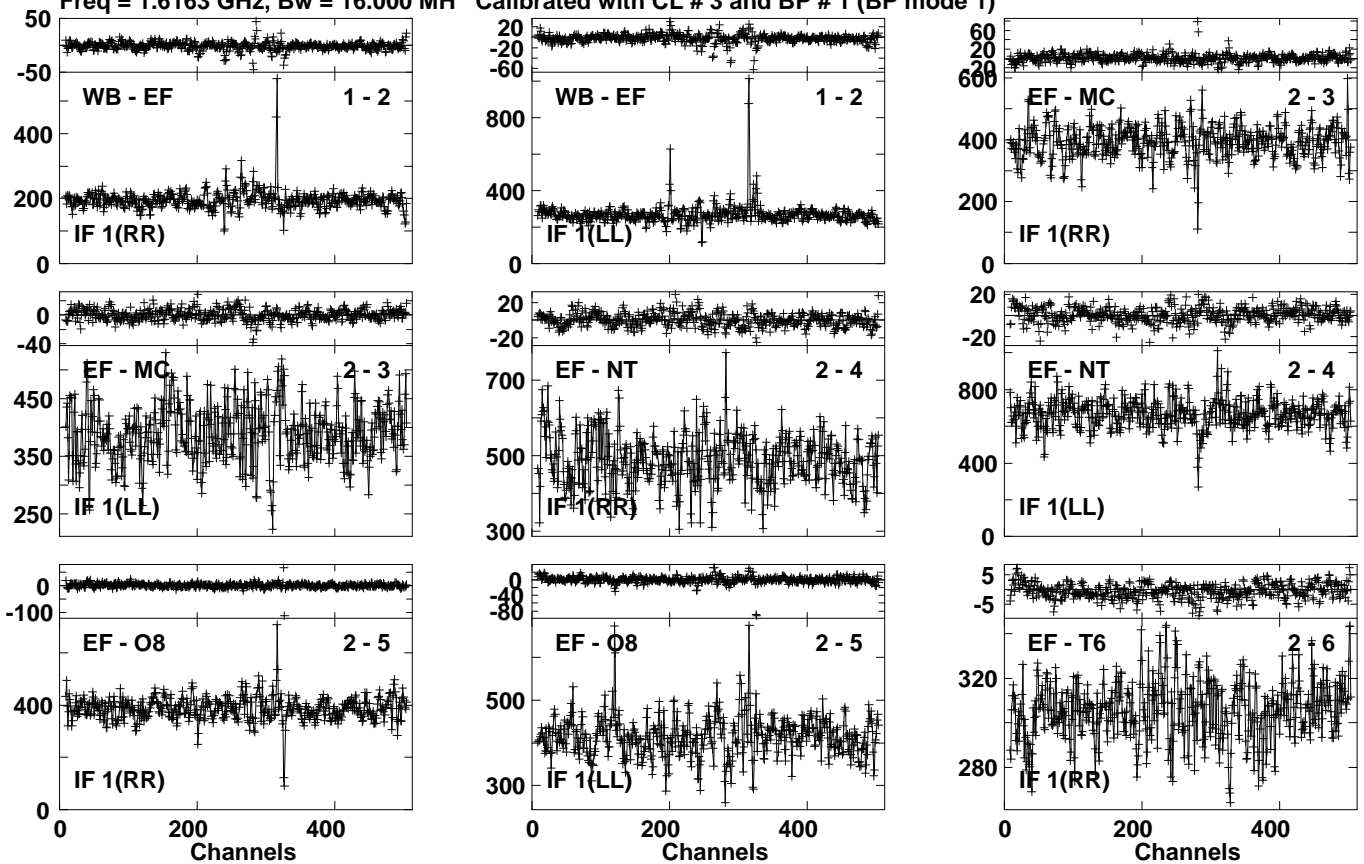
Vector averaged cross-power spectrum Several baselines displayed

Timerange: 00/04:05:01 to 00/04:08:29

Plot file version 212 created 01-FEB-2023 16:31:06

J1748+3404 EW022A 4.UVDATA.1

Freq = 1.6163 GHz, Bw = 16.000 MH Calibrated with CL # 3 and BP # 1 (BP mode 1)

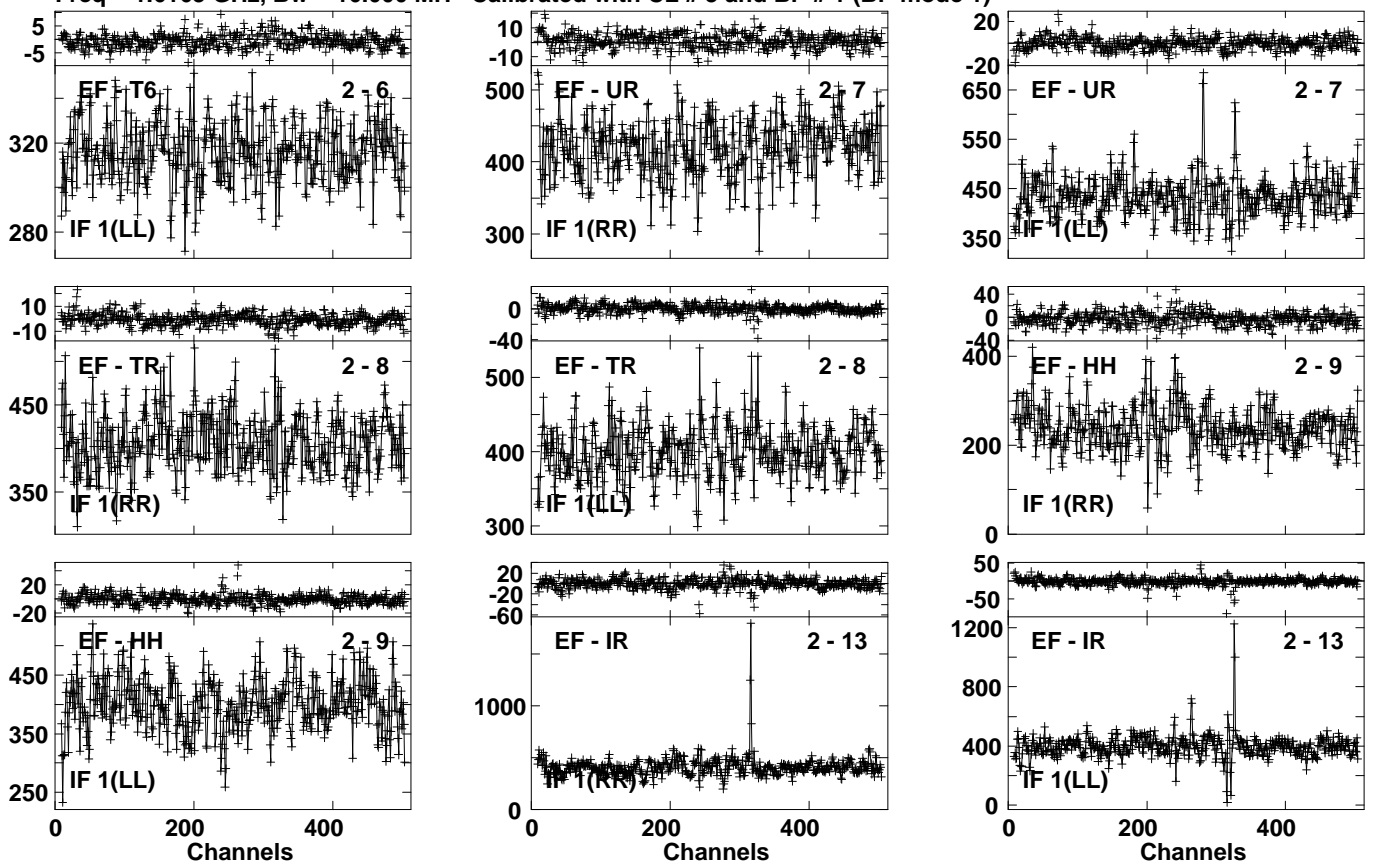


Lower frame: Milli Ampl Jy Top frame: Phas deg
Vector averaged cross-power spectrum Several baselines displayed
Timerange: 00/04:09:01 to 00/04:09:59

Plot file version 213 created 01-FEB-2023 16:31:06

J1748+3404 EW022A 4.UVDATA.1

Freq = 1.6163 GHz, Bw = 16.000 MH Calibrated with CL # 3 and BP # 1 (BP mode 1)

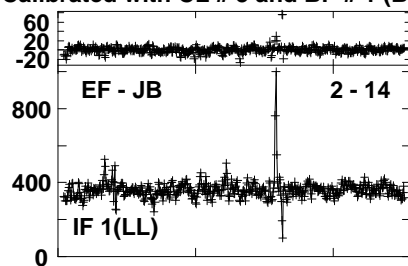
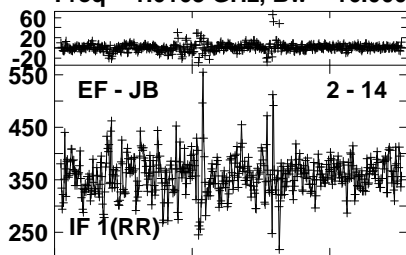


Lower frame: Milli Ampl Jy Top frame: Phas deg
Vector averaged cross-power spectrum Several baselines displayed
Timerange: 00/04:09:01 to 00/04:09:59

Plot file version 214 created 01-FEB-2023 16:31:06

J1748+3404 EW022A 4.UVDATA.1

Freq = 1.6163 GHz, Bw = 16.000 MH Calibrated with CL # 3 and BP # 1 (BP mode 1)

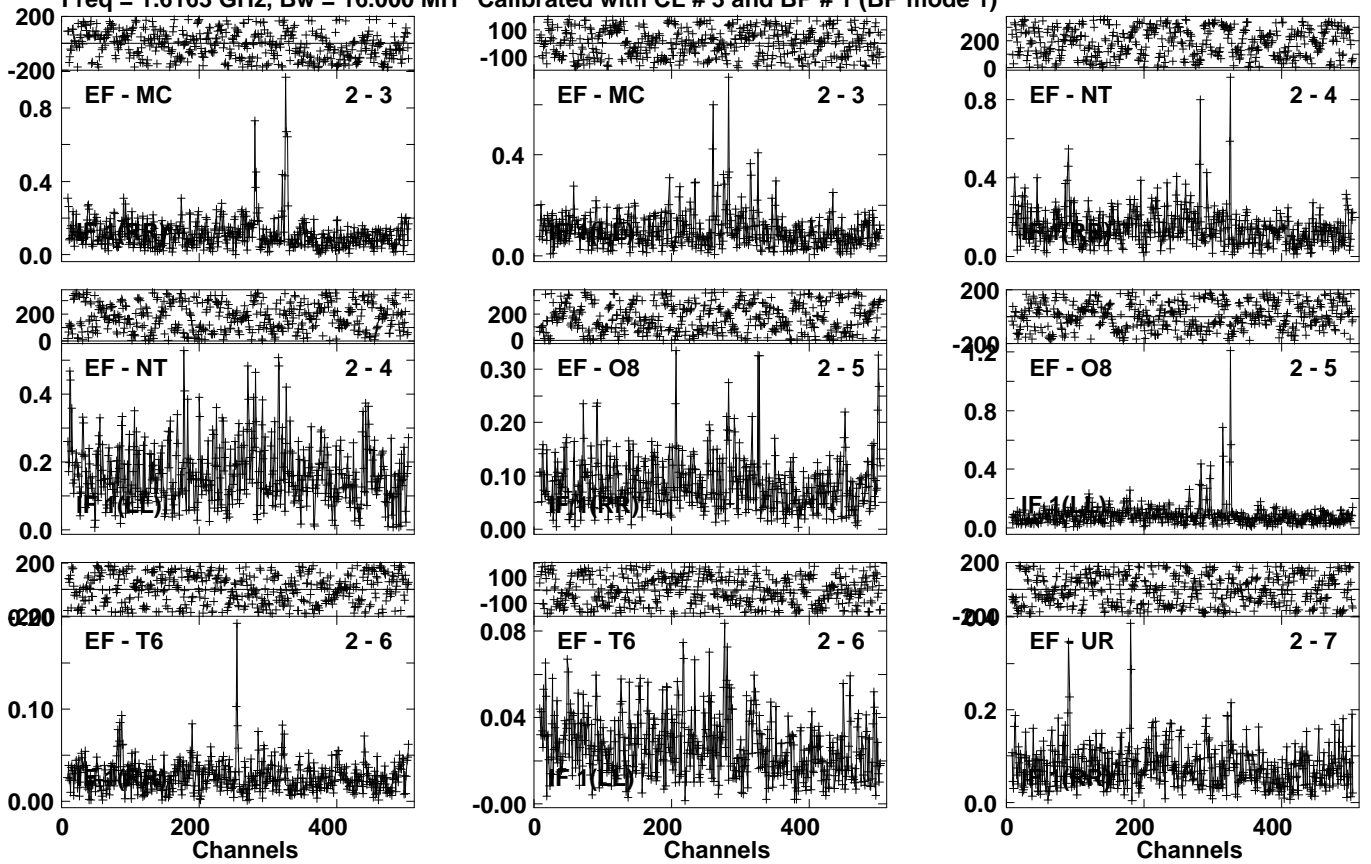


Lower frame: Milli Ampl Jy Top frame: Phas deg
Vector averaged cross-power spectrum Several baselines displayed
Timerange: 00/04:09:01 to 00/04:09:59

Plot file version 215 created 01-FEB-2023 16:31:07

IR17526N EW022A 4.UVDATA.1

Freq = 1.6163 GHz, Bw = 16.000 MH Calibrated with CL # 3 and BP # 1 (BP mode 1)

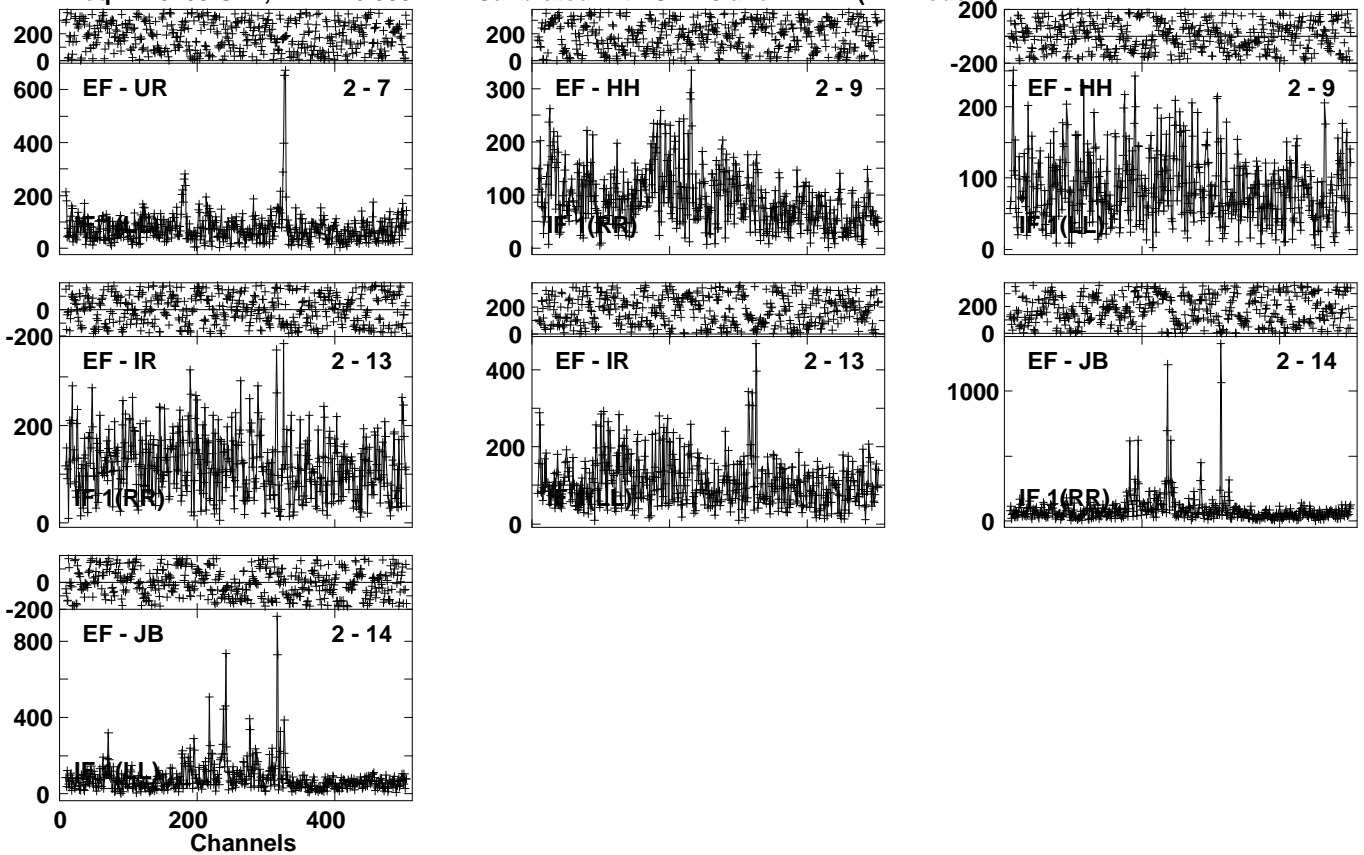


Lower frame: Ampl Jy Top frame: Phas deg
Vector averaged cross-power spectrum Several baselines displayed
Timerange: 00/04:10:01 to 00/04:13:29

Plot file version 216 created 01-FEB-2023 16:31:07

IR17526N EW022A 4.UVDATA.1

Freq = 1.6163 GHz, Bw = 16.000 MH Calibrated with CL # 3 and BP # 1 (BP mode 1)



Lower frame: Milli Ampl Jy Top frame: Phas deg

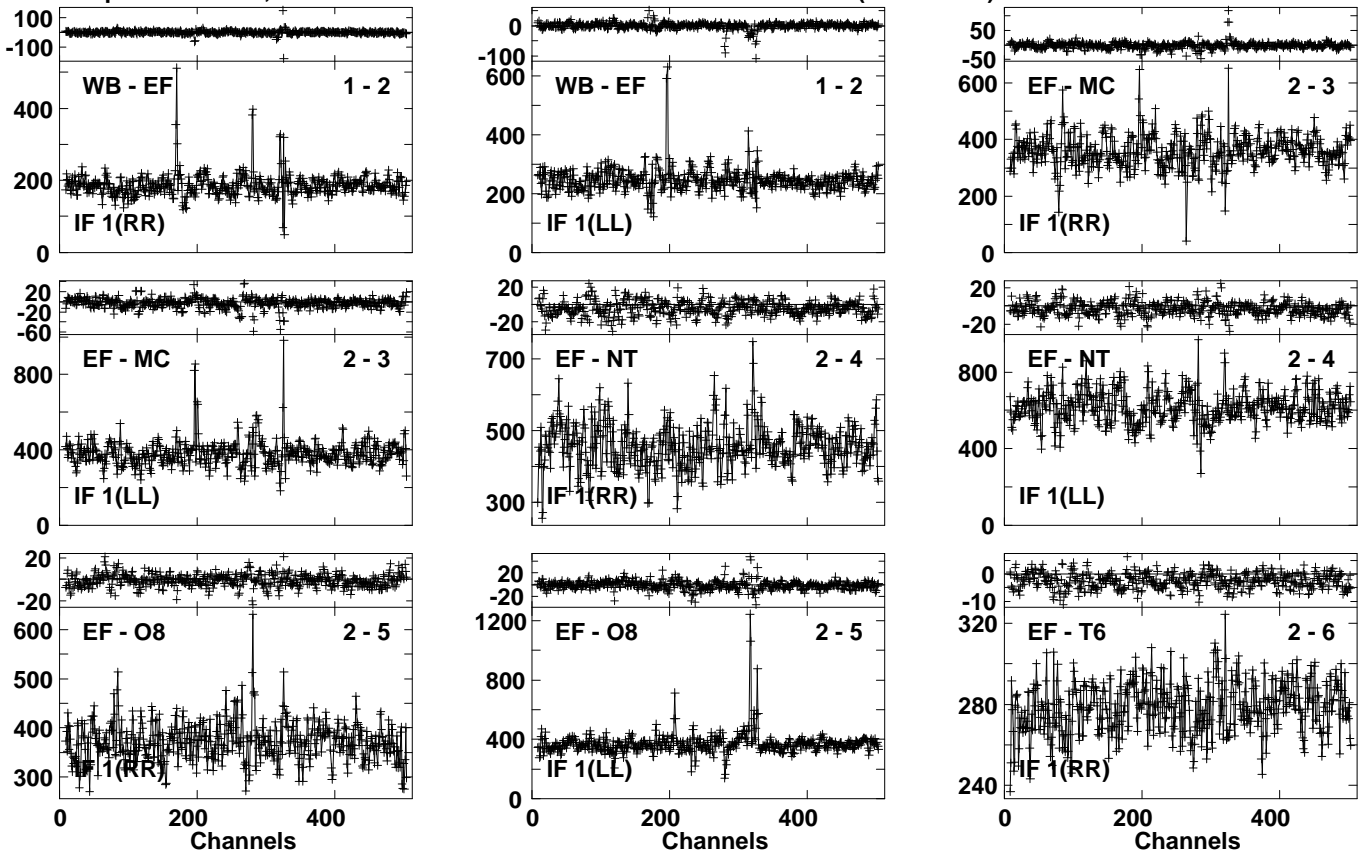
Vector averaged cross-power spectrum Several baselines displayed

Timerange: 00/04:10:01 to 00/04:13:29

Plot file version 217 created 01-FEB-2023 16:31:07

J1748+3404 EW022A 4.UVDATA.1

Freq = 1.6163 GHz, Bw = 16.000 MH Calibrated with CL # 3 and BP # 1 (BP mode 1)

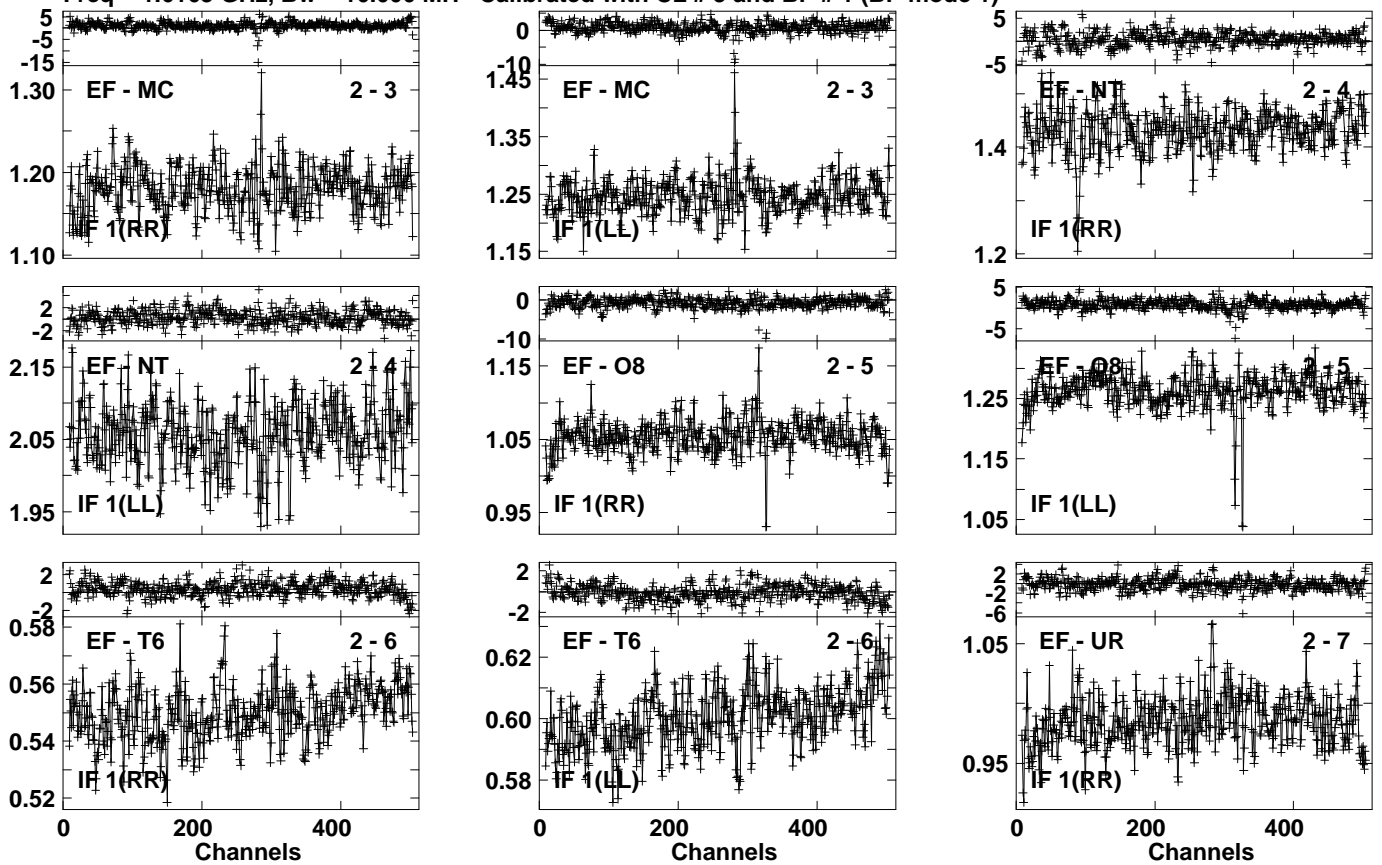


Lower frame: Milli Ampl Jy Top frame: Phas deg
Vector averaged cross-power spectrum Several baselines displayed
Timerange: 00/04:13:31 to 00/04:14:59

Plot file version 219 created 01-FEB-2023 16:31:08

1751+288 EW022A 4.UVDATA.1

Freq = 1.6163 GHz, Bw = 16.000 MH Calibrated with CL # 3 and BP # 1 (BP mode 1)

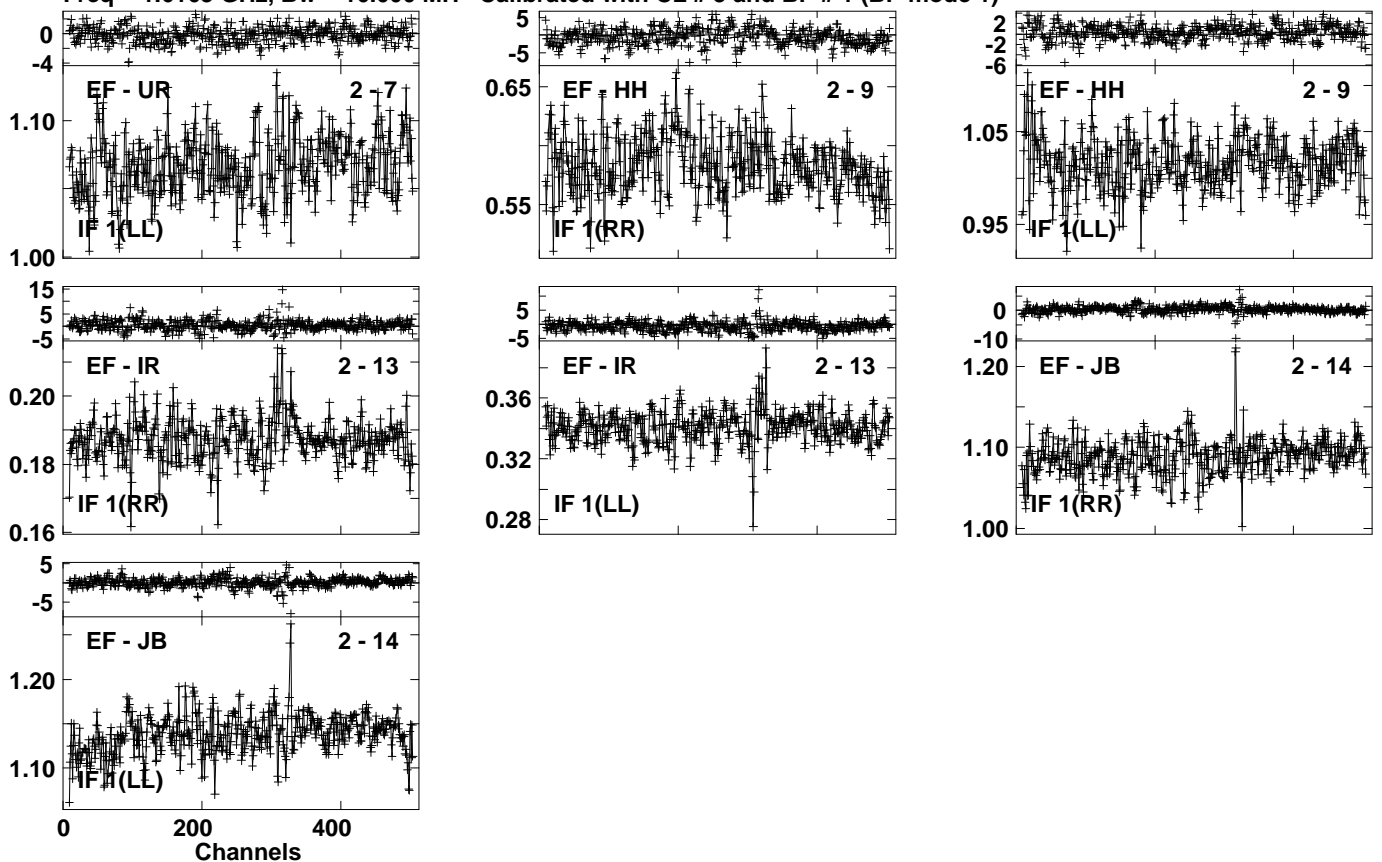


Lower frame: Ampl Jy Top frame: Phas deg
Vector averaged cross-power spectrum Several baselines displayed
Timerange: 00/04:16:01 to 00/04:18:59

Plot file version 220 created 01-FEB-2023 16:31:08

1751+288 EW022A 4.UVDATA.1

Freq = 1.6163 GHz, Bw = 16.000 MH Calibrated with CL # 3 and BP # 1 (BP mode 1)

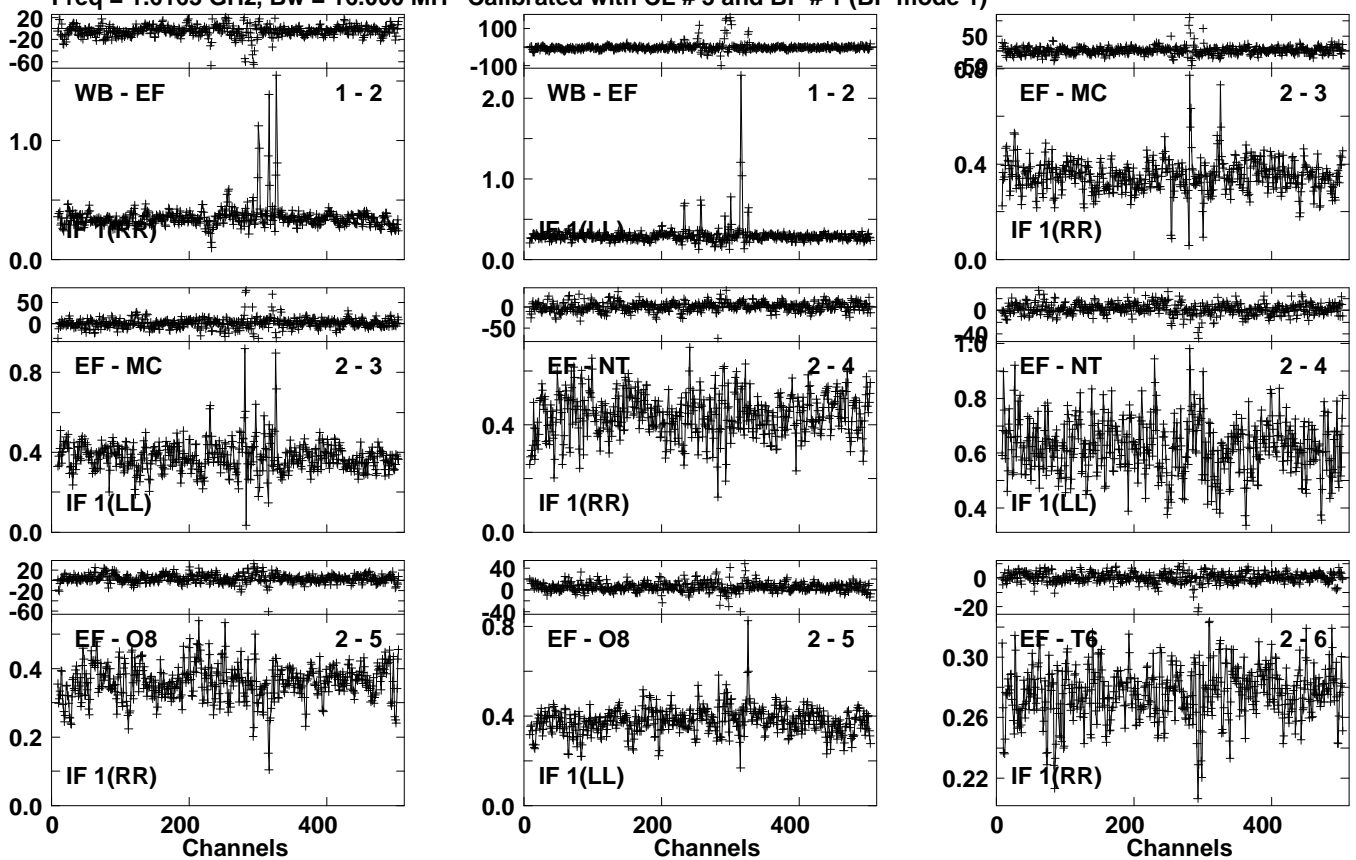


Lower frame: Ampl Jy Top frame: Phas deg
Vector averaged cross-power spectrum Several baselines displayed
Timerange: 00/04:16:01 to 00/04:18:59

Plot file version 221 created 01-FEB-2023 16:31:08

J1748+3404 EW022A 4.UVDATA.1

Freq = 1.6163 GHz, Bw = 16.000 MH Calibrated with CL # 3 and BP # 1 (BP mode 1)

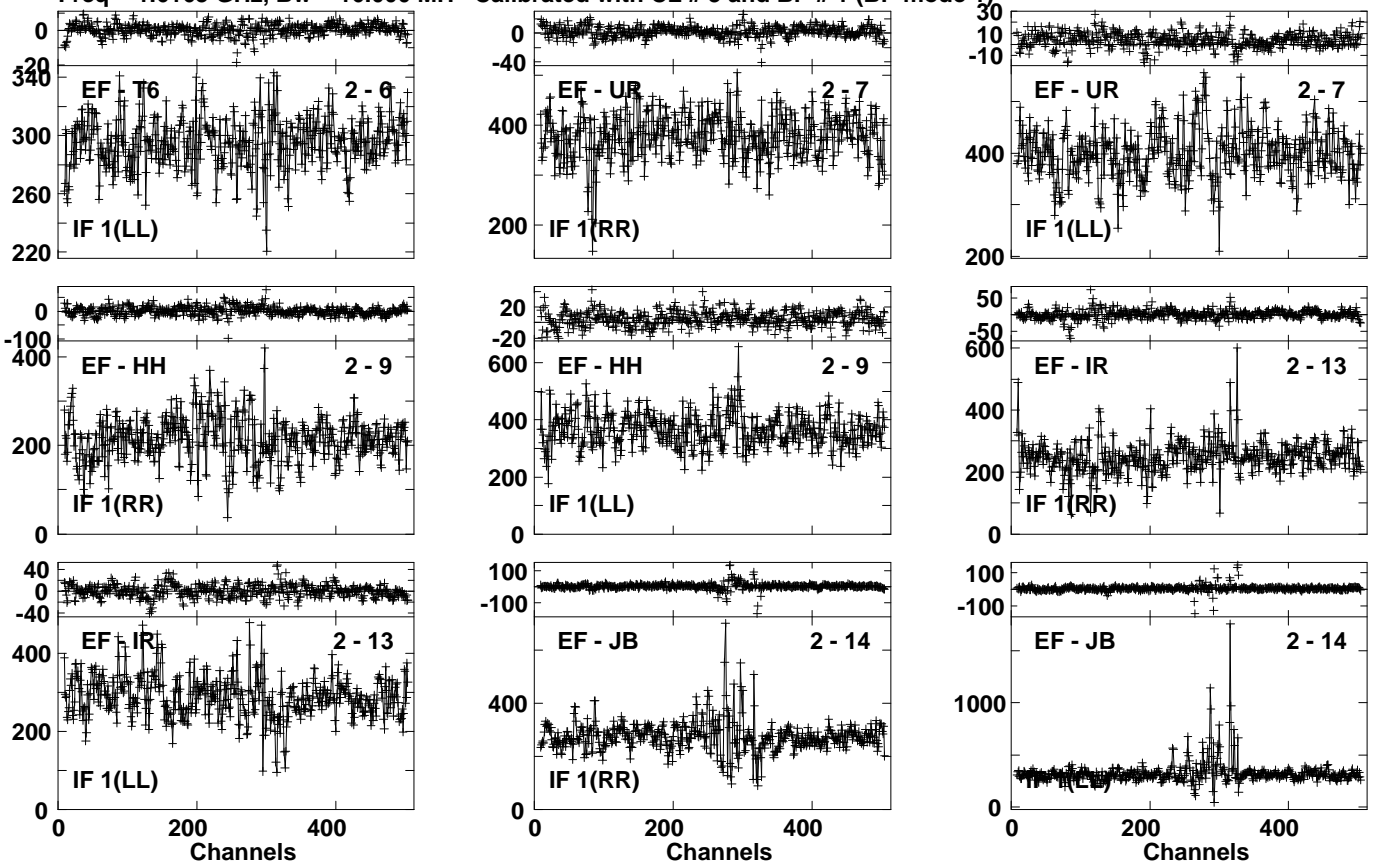


Lower frame: Ampl Jy Top frame: Phas deg
Vector averaged cross-power spectrum Several baselines displayed
Timerange: 00/04:19:51 to 00/04:20:49

Plot file version 222 created 01-FEB-2023 16:31:08

J1748+3404 EW022A 4.UVDATA.1

Freq = 1.6163 GHz, Bw = 16.000 MH Calibrated with CL # 3 and BP # 1 (BP mode 1)

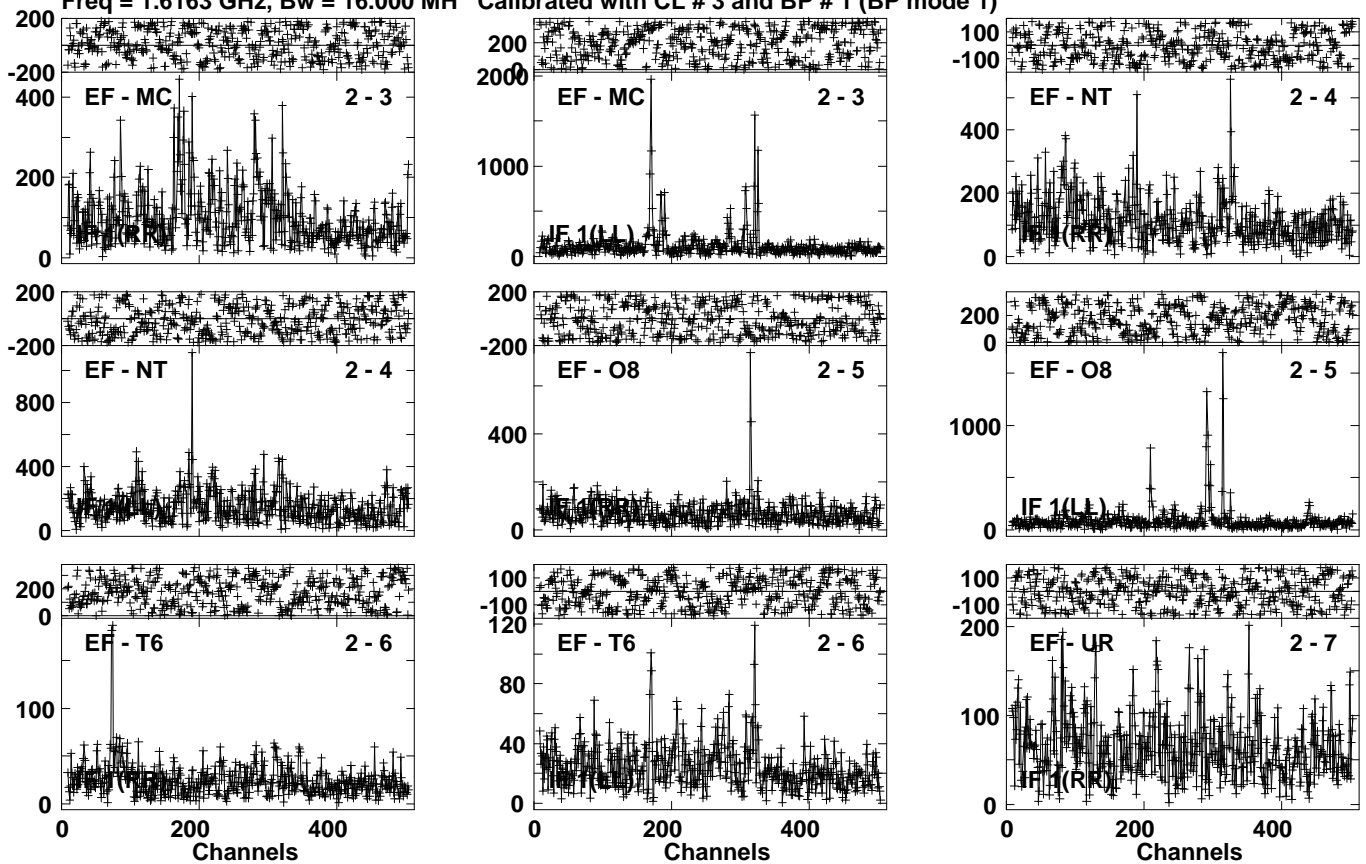


Lower frame: Milli Ampl Jy Top frame: Phas deg
Vector averaged cross-power spectrum Several baselines displayed
Timerange: 00/04:19:51 to 00/04:20:49

Plot file version 223 created 01-FEB-2023 16:31:08

IR17526N EW022A 4.UVDATA.1

Freq = 1.6163 GHz, Bw = 16.000 MH Calibrated with CL # 3 and BP # 1 (BP mode 1)

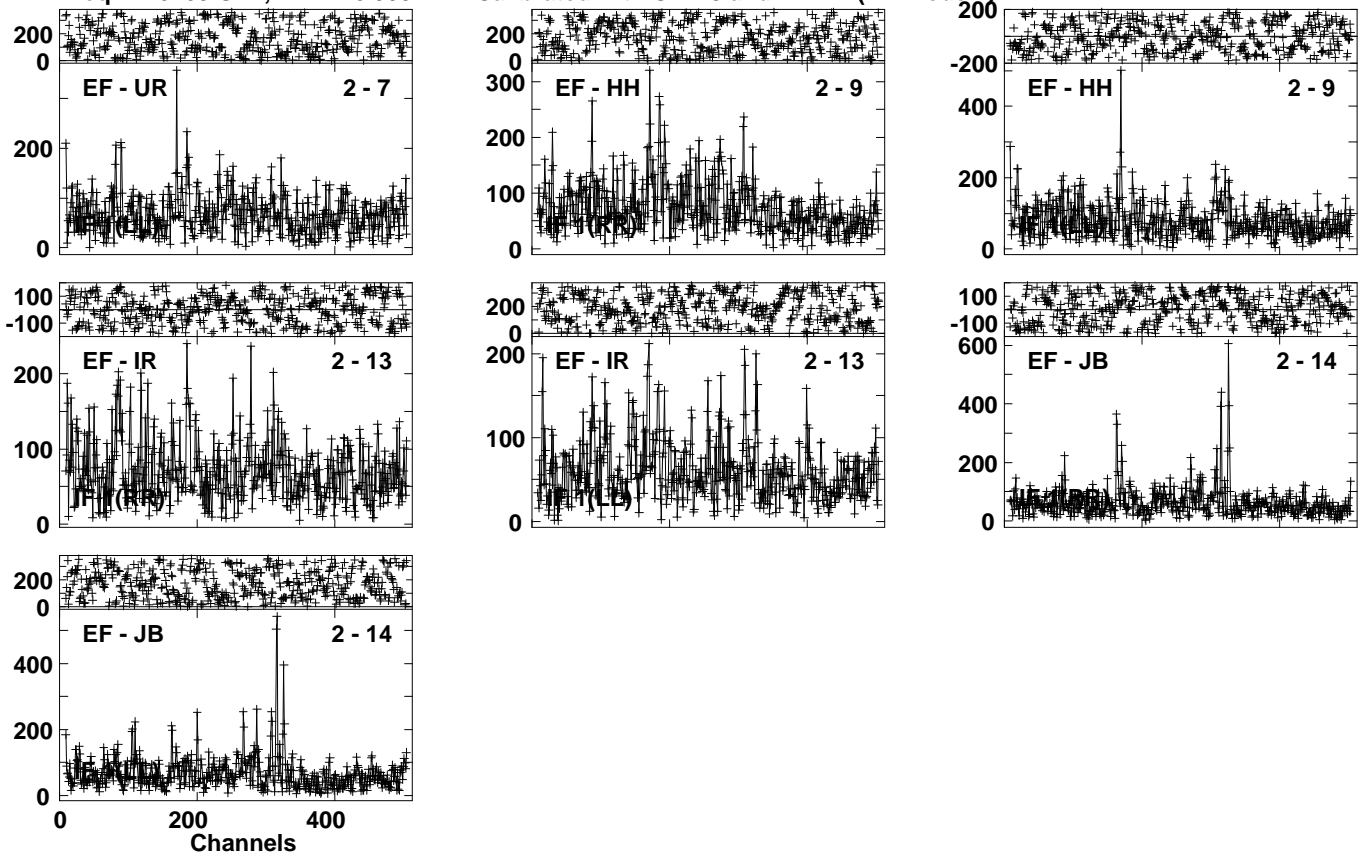


Lower frame: Milli Ampl Jy Top frame: Phas deg
Vector averaged cross-power spectrum Several baselines displayed
Timerange: 00/04:20:51 to 00/04:24:19

Plot file version 224 created 01-FEB-2023 16:31:09

IR17526N EW022A 4.UVDATA.1

Freq = 1.6163 GHz, Bw = 16.000 MH Calibrated with CL # 3 and BP # 1 (BP mode 1)



Lower frame: Milli Ampl Jy Top frame: Phas deg

Vector averaged cross-power spectrum Several baselines displayed

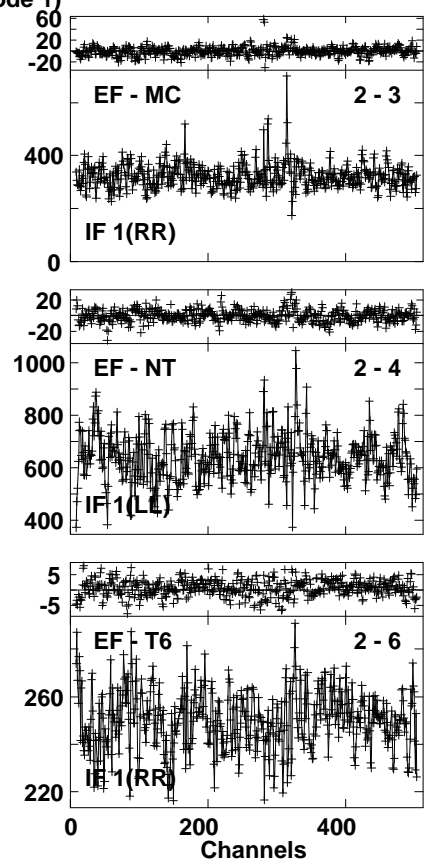
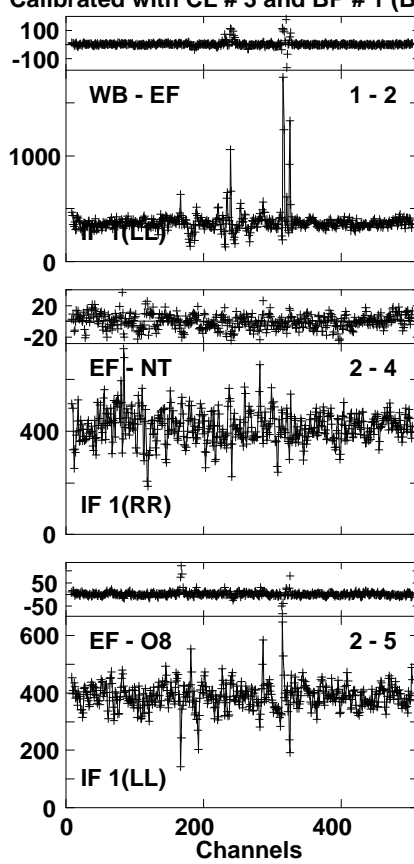
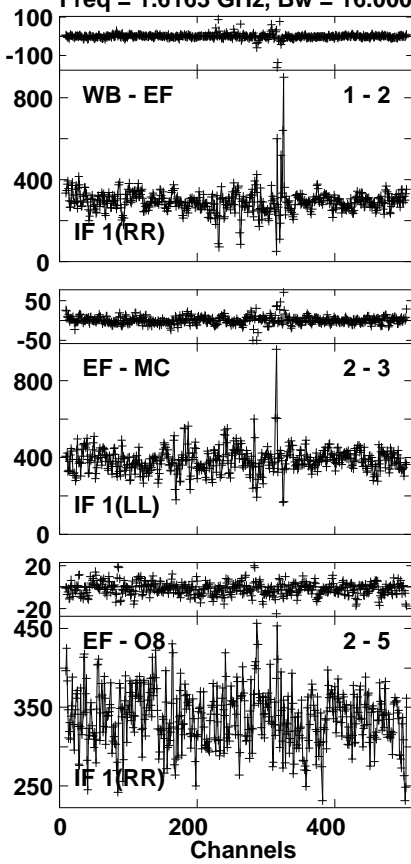
Timerange: 00/04:20:51 to 00/04:24:19

Plot file version 225 created 01-FEB-2023 16:31:09

J1748+3404 EW022A 4.UVDATA.1

Freq = 1.6163 GHz, Bw = 16.000 MH

Calibrated with CL # 3 and BP # 1 (BP mode 1)

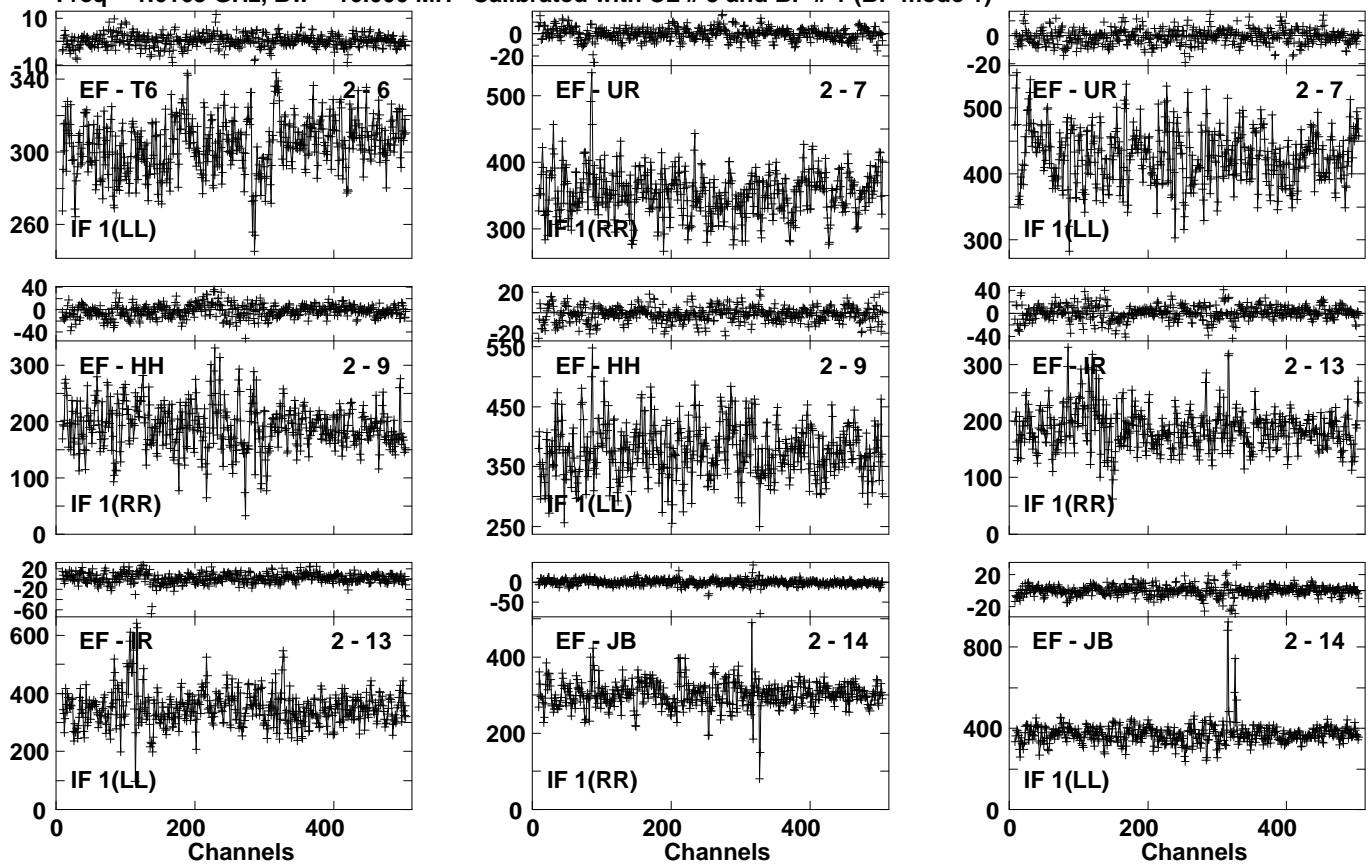


Lower frame: Milli Ampl Jy Top frame: Phas deg
Vector averaged cross-power spectrum Several baselines displayed
Timerange: 00/04:24:51 to 00/04:25:49

Plot file version 226 created 01-FEB-2023 16:31:09

J1748+3404 EW022A 4.UVDATA.1

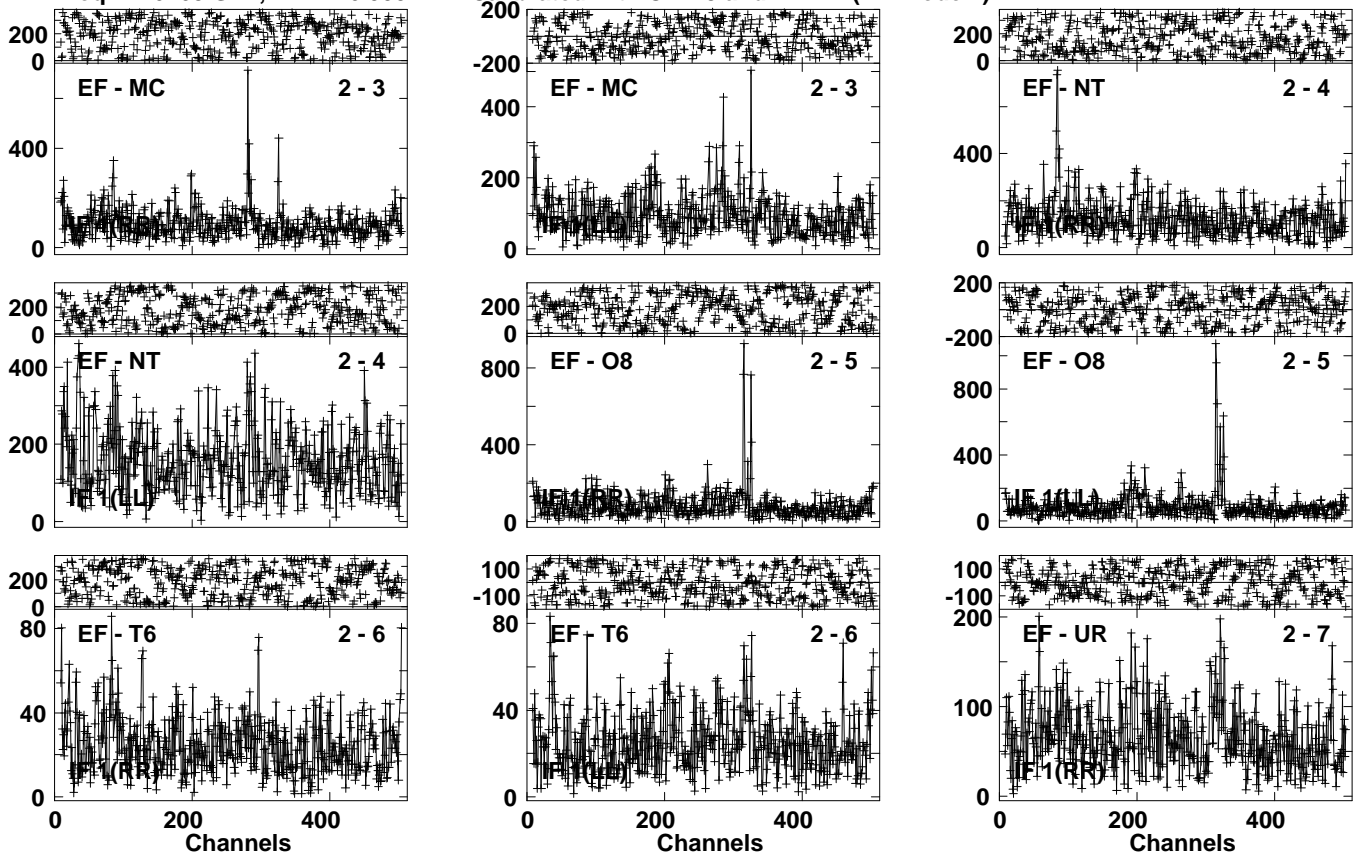
Freq = 1.6163 GHz, Bw = 16.000 MH Calibrated with CL # 3 and BP # 1 (BP mode 1)



Plot file version 227 created 01-FEB-2023 16:31:09

IR17526N EW022A 4.UVDATA.1

Freq = 1.6163 GHz, Bw = 16.000 MH Calibrated with CL # 3 and BP # 1 (BP mode 1)

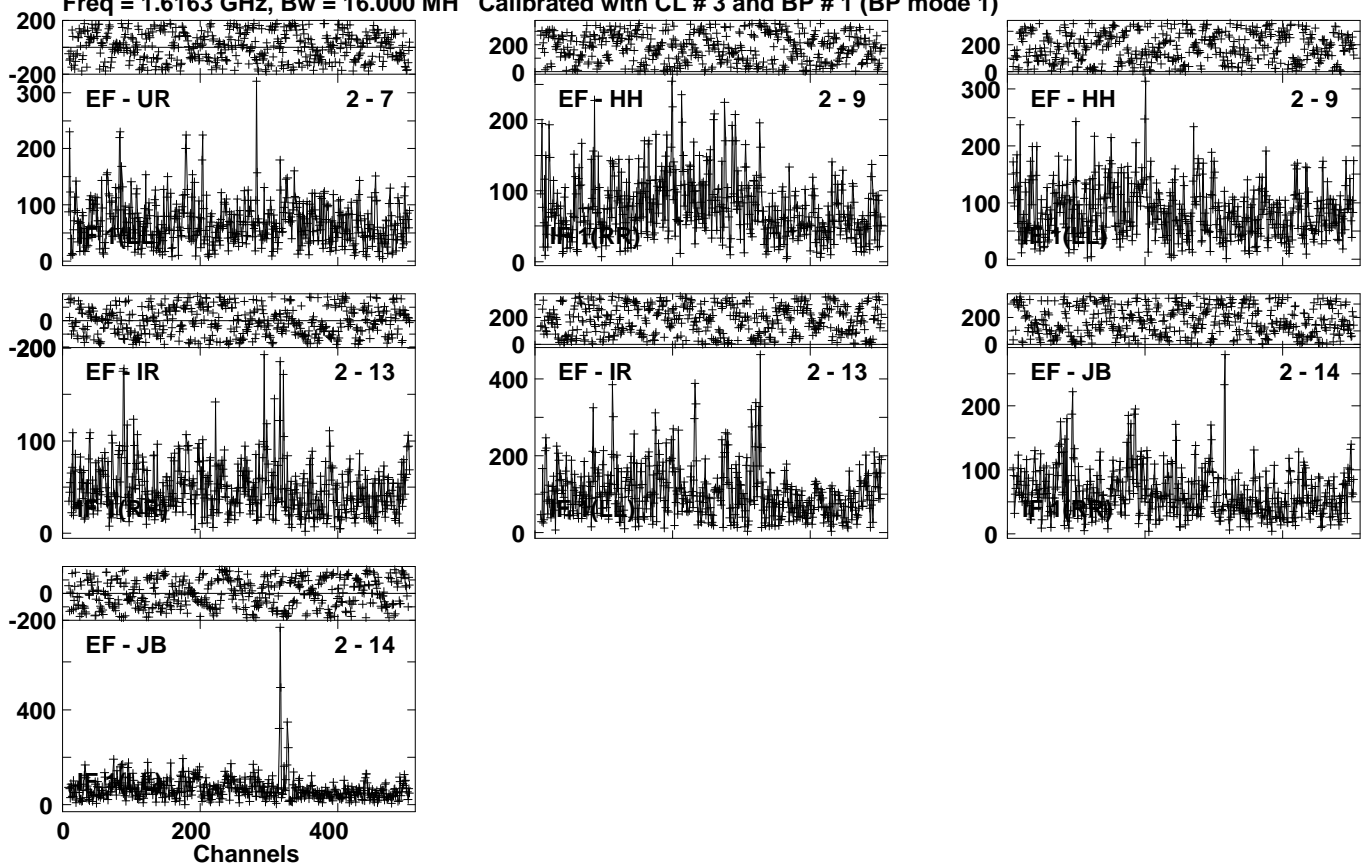


Lower frame: Milli Ampl Jy Top frame: Phas deg
Vector averaged cross-power spectrum Several baselines displayed
Timerange: 00/04:25:51 to 00/04:29:19

Plot file version 228 created 01-FEB-2023 16:31:10

IR17526N EW022A 4.UVDATA.1

Freq = 1.6163 GHz, Bw = 16.000 MH Calibrated with CL # 3 and BP # 1 (BP mode 1)



Lower frame: Milli Ampl Jy Top frame: Phas deg

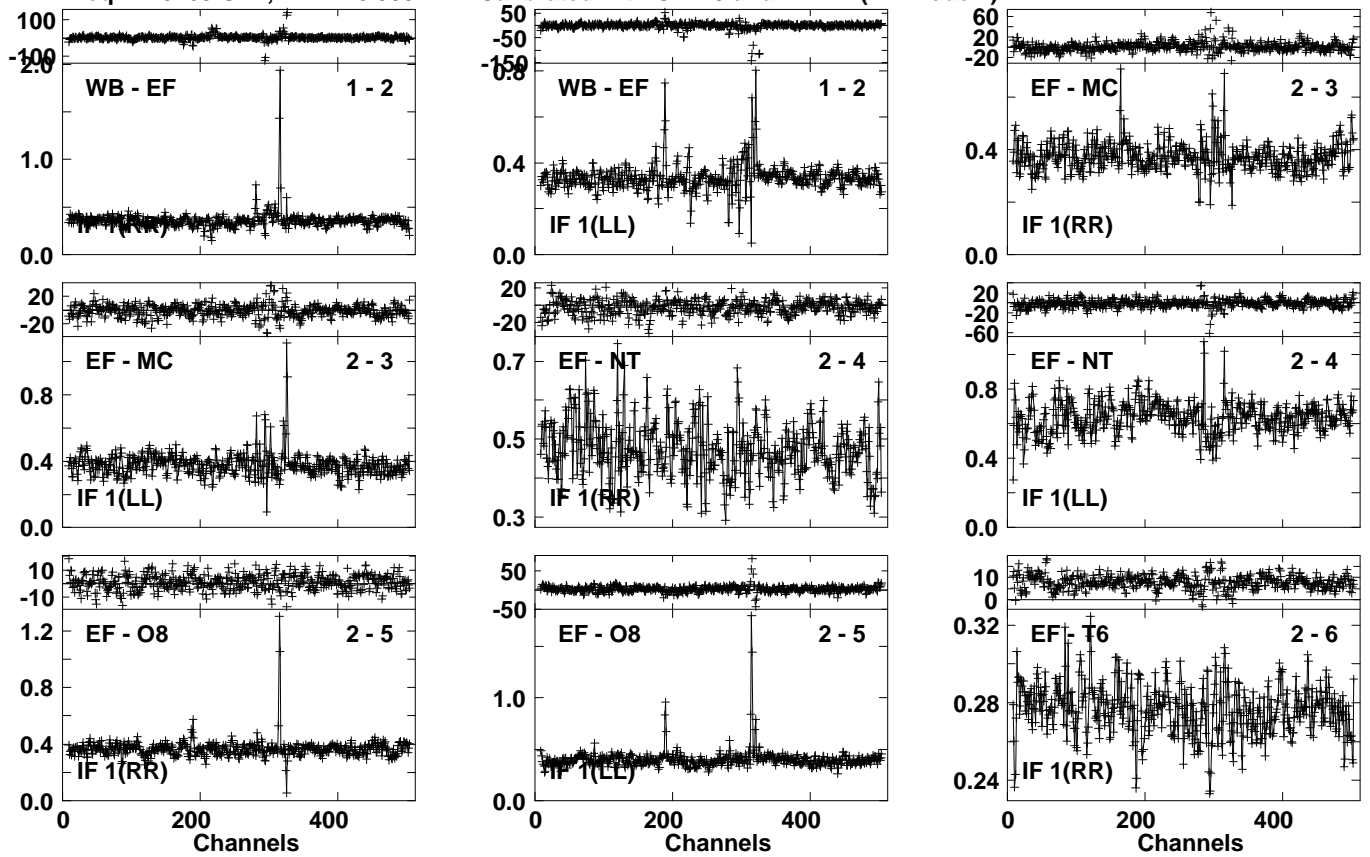
Vector averaged cross-power spectrum Several baselines displayed

Timerange: 00/04:25:51 to 00/04:29:19

Plot file version 229 created 01-FEB-2023 16:31:10

J1748+3404 EW022A 4.UVDATA.1

Freq = 1.6163 GHz, Bw = 16.000 MH Calibrated with CL # 3 and BP # 1 (BP mode 1)

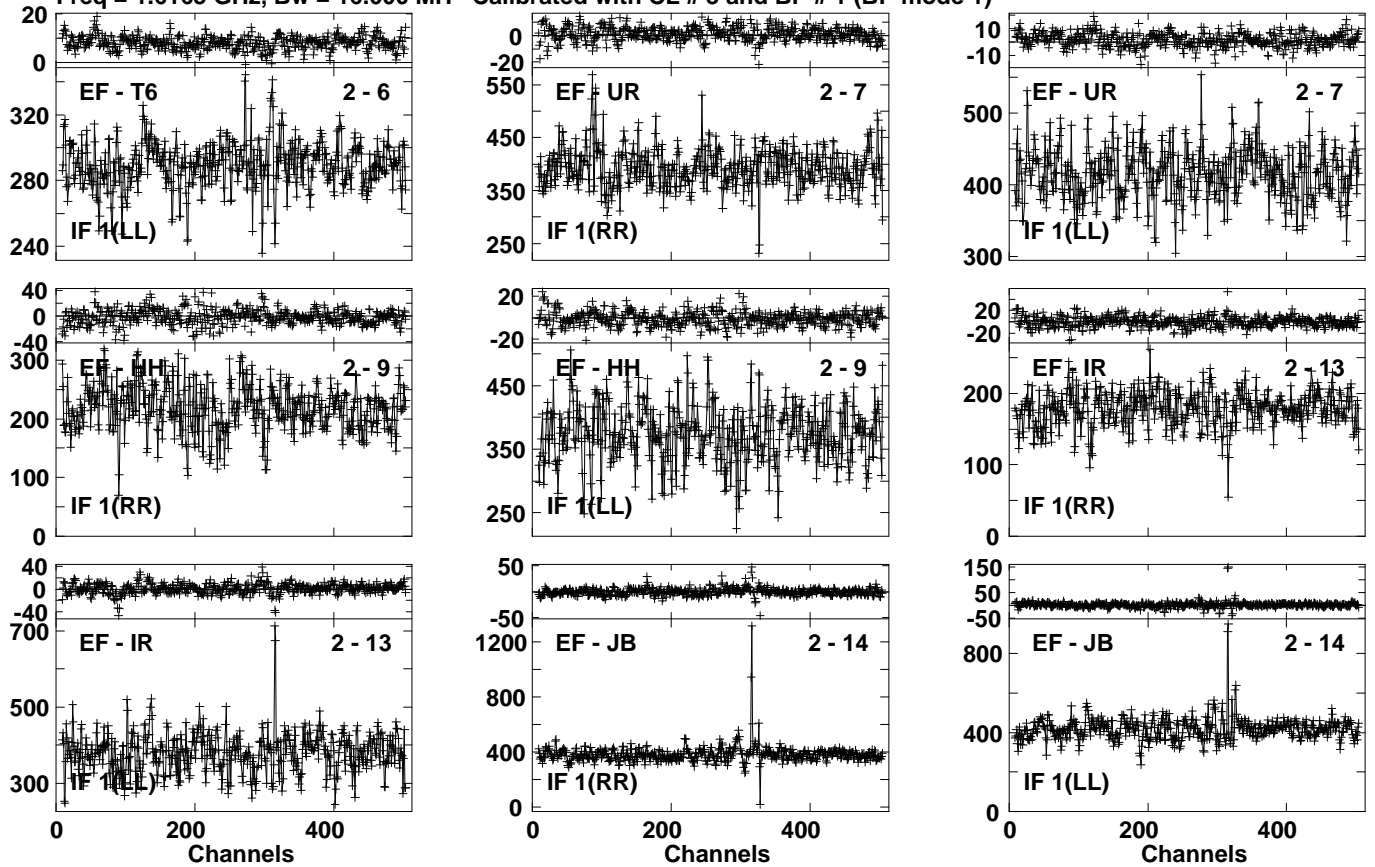


Lower frame: Ampl Jy Top frame: Phas deg
Vector averaged cross-power spectrum Several baselines displayed
Timerange: 00/04:29:21 to 00/04:30:49

Plot file version 230 created 01-FEB-2023 16:31:10

J1748+3404 EW022A 4.UVDATA.1

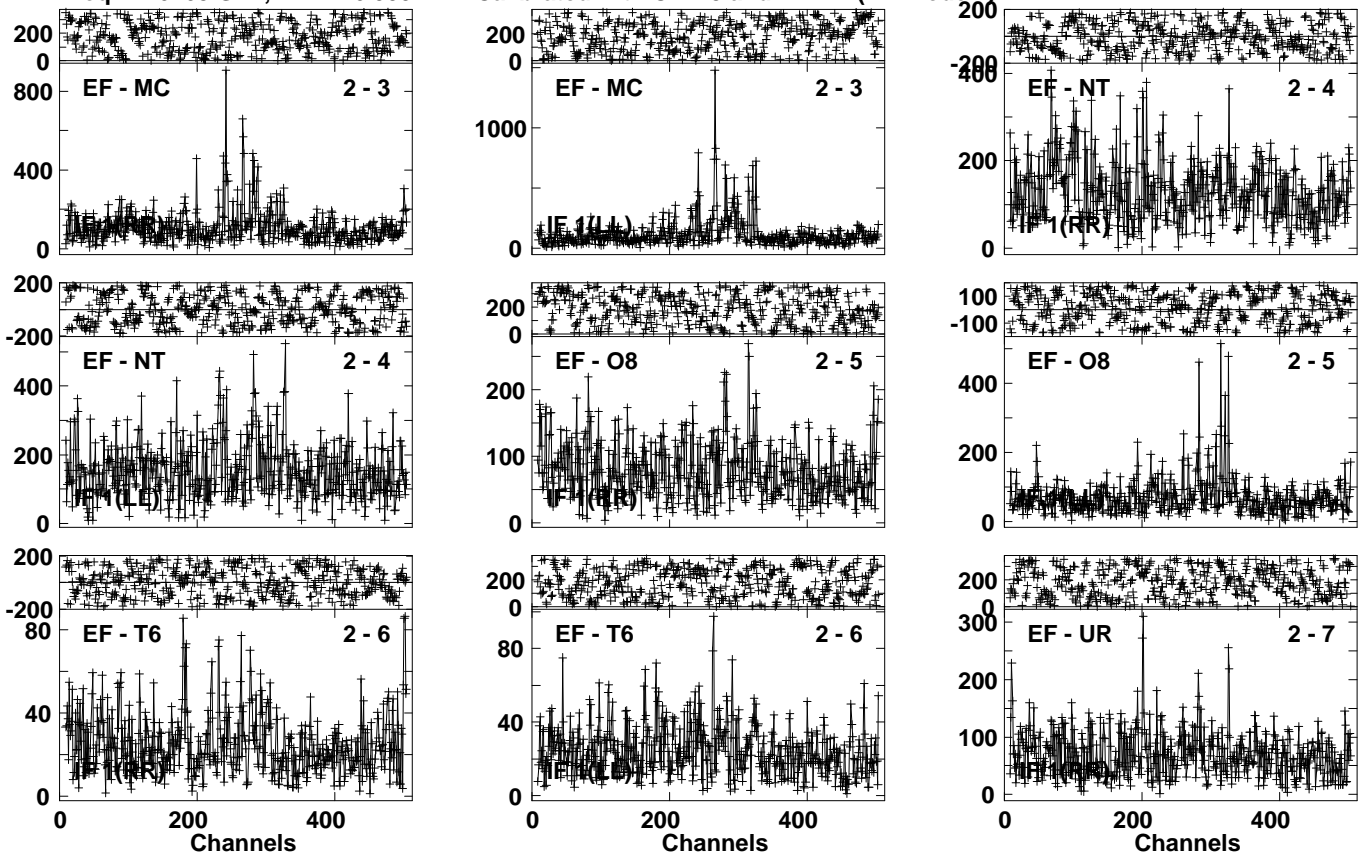
Freq = 1.6163 GHz, Bw = 16.000 MH Calibrated with CL # 3 and BP # 1 (BP mode 1)



Plot file version 231 created 01-FEB-2023 16:31:10

IR17526N EW022A 4.UVDATA.1

Freq = 1.6163 GHz, Bw = 16.000 MH Calibrated with CL # 3 and BP # 1 (BP mode 1)

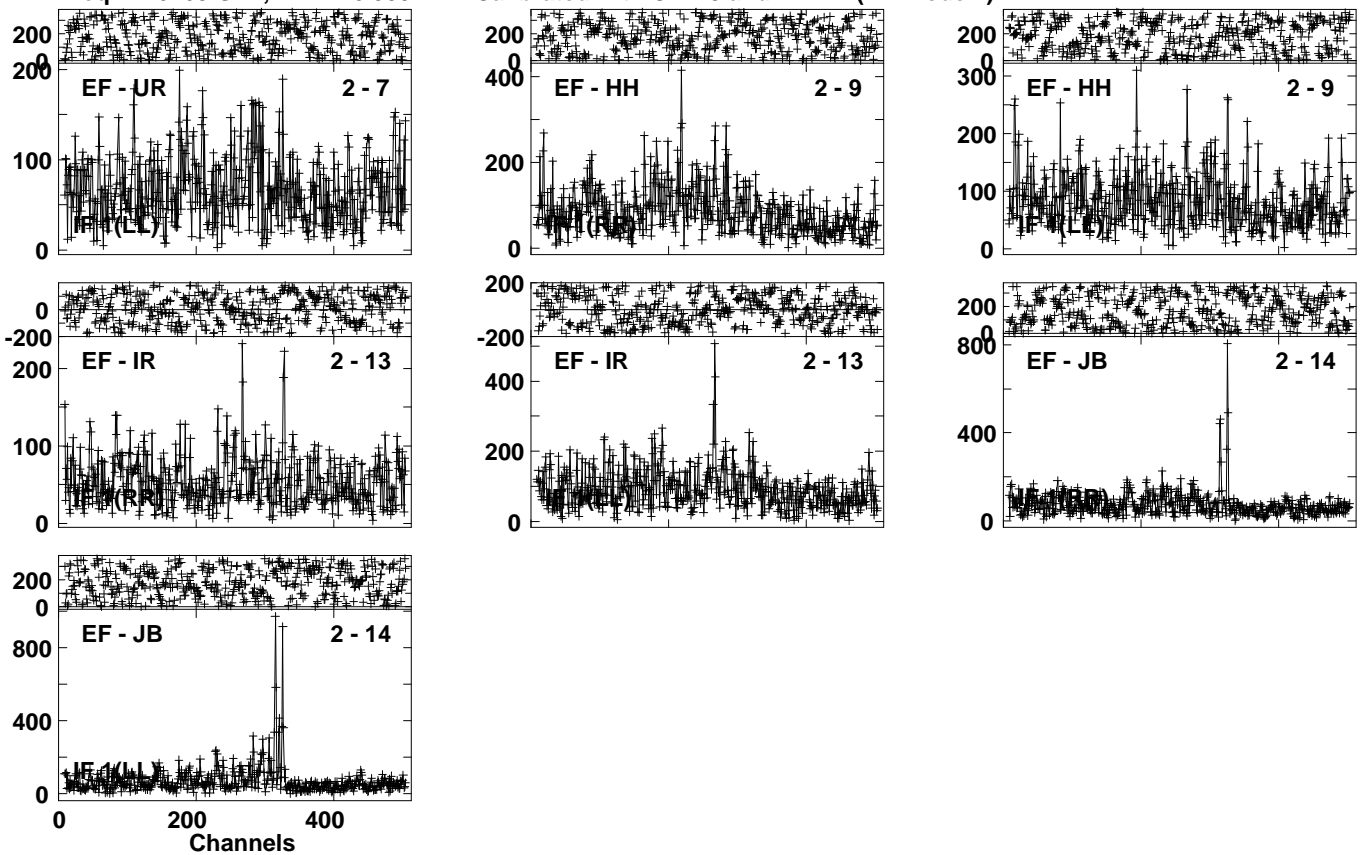


Lower frame: Milli Ampl Jy Top frame: Phas deg
Vector averaged cross-power spectrum Several baselines displayed
Timerange: 00/04:30:51 to 00/04:34:19

Plot file version 232 created 01-FEB-2023 16:31:11

IR17526N EW022A 4.UVDATA.1

Freq = 1.6163 GHz, Bw = 16.000 MH Calibrated with CL # 3 and BP # 1 (BP mode 1)



Lower frame: Milli Ampl Jy Top frame: Phas deg

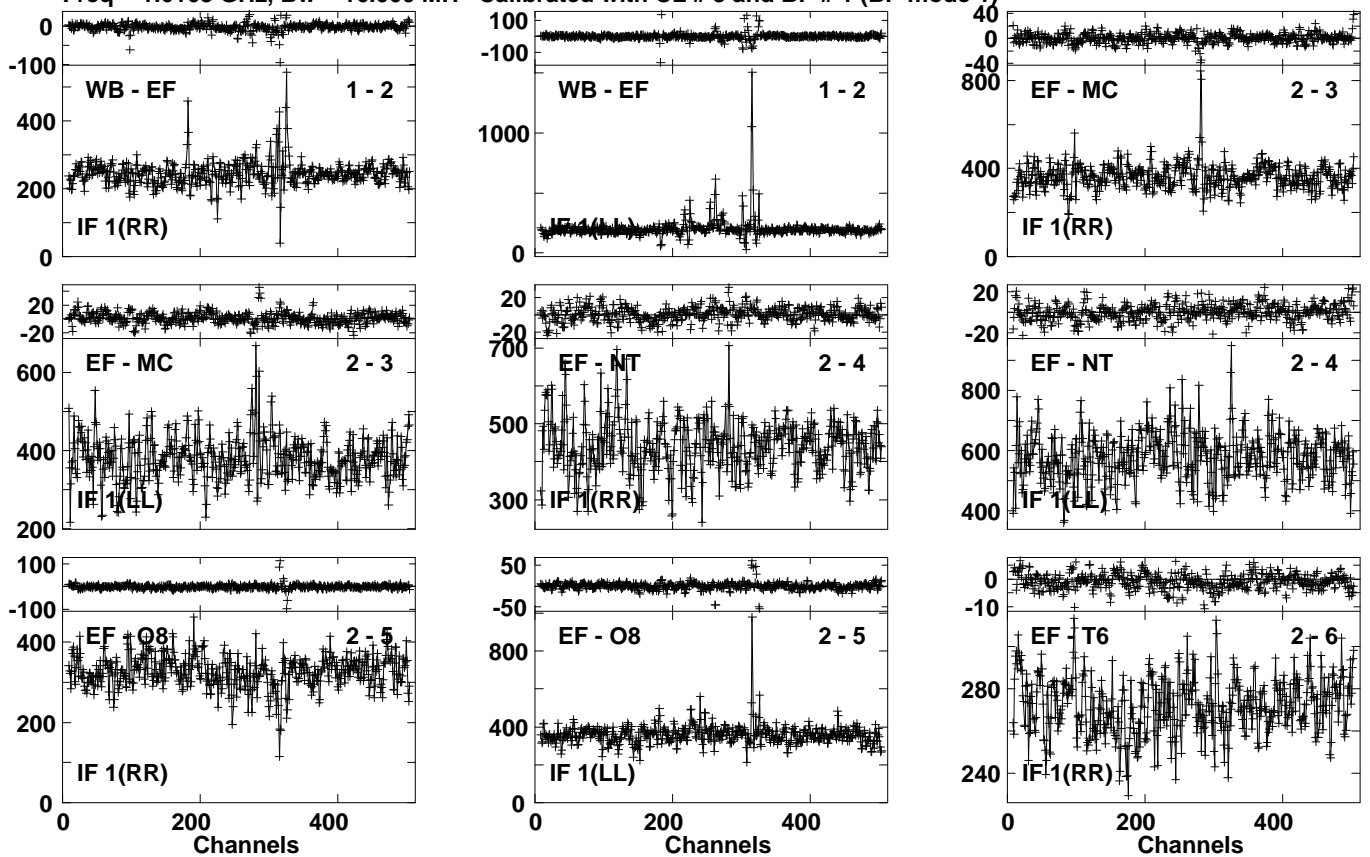
Vector averaged cross-power spectrum Several baselines displayed

Timerange: 00/04:30:51 to 00/04:34:19

Plot file version 233 created 01-FEB-2023 16:31:11

J1748+3404 EW022A 4.UVDATA.1

Freq = 1.6163 GHz, Bw = 16.000 MH Calibrated with CL # 3 and BP # 1 (BP mode 1)

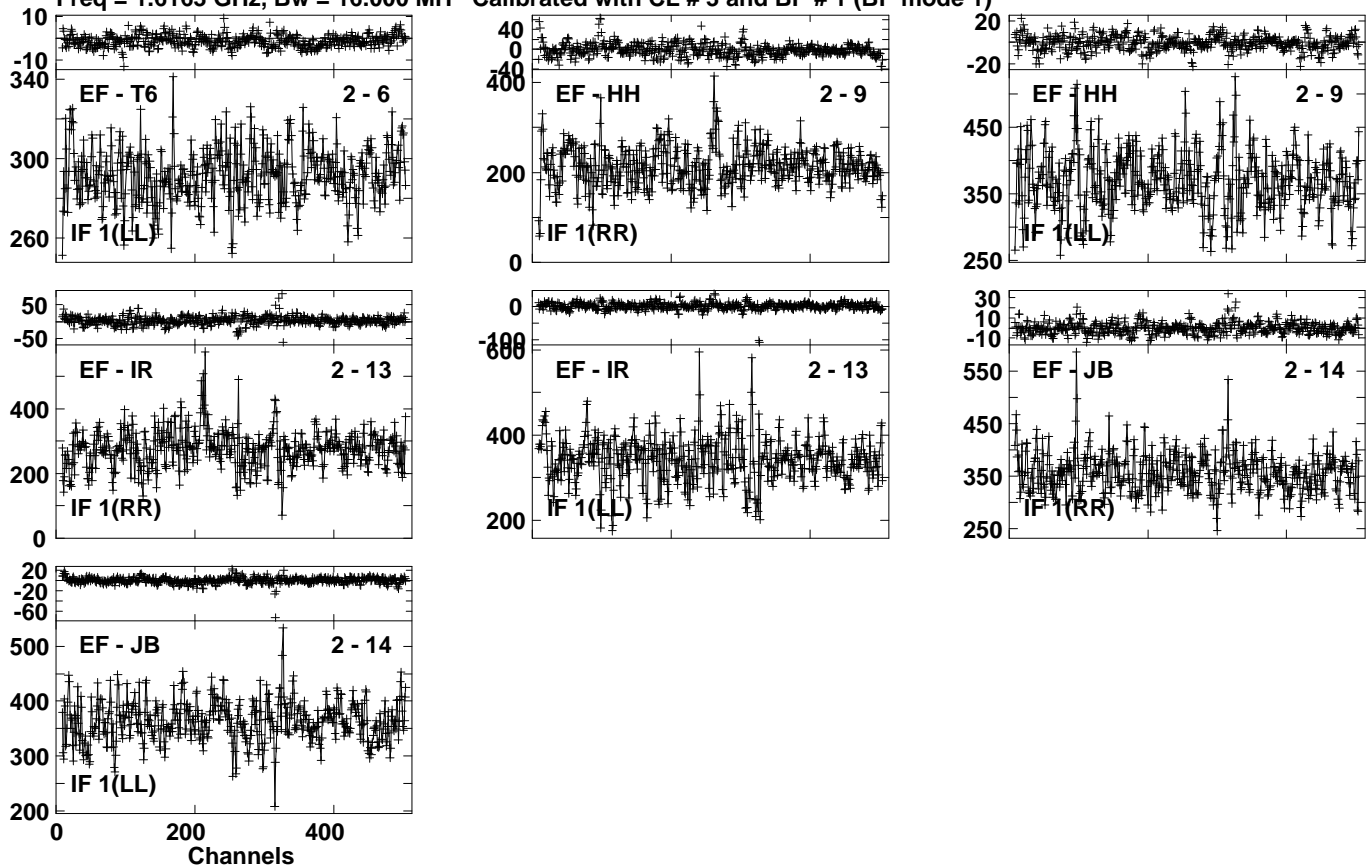


Lower frame: Milli Ampl Jy Top frame: Phas deg
Vector averaged cross-power spectrum Several baselines displayed
Timerange: 00/04:34:51 to 00/04:35:49

Plot file version 234 created 01-FEB-2023 16:31:11

J1748+3404 EW022A 4.UVDATA.1

Freq = 1.6163 GHz, Bw = 16.000 MH Calibrated with CL # 3 and BP # 1 (BP mode 1)

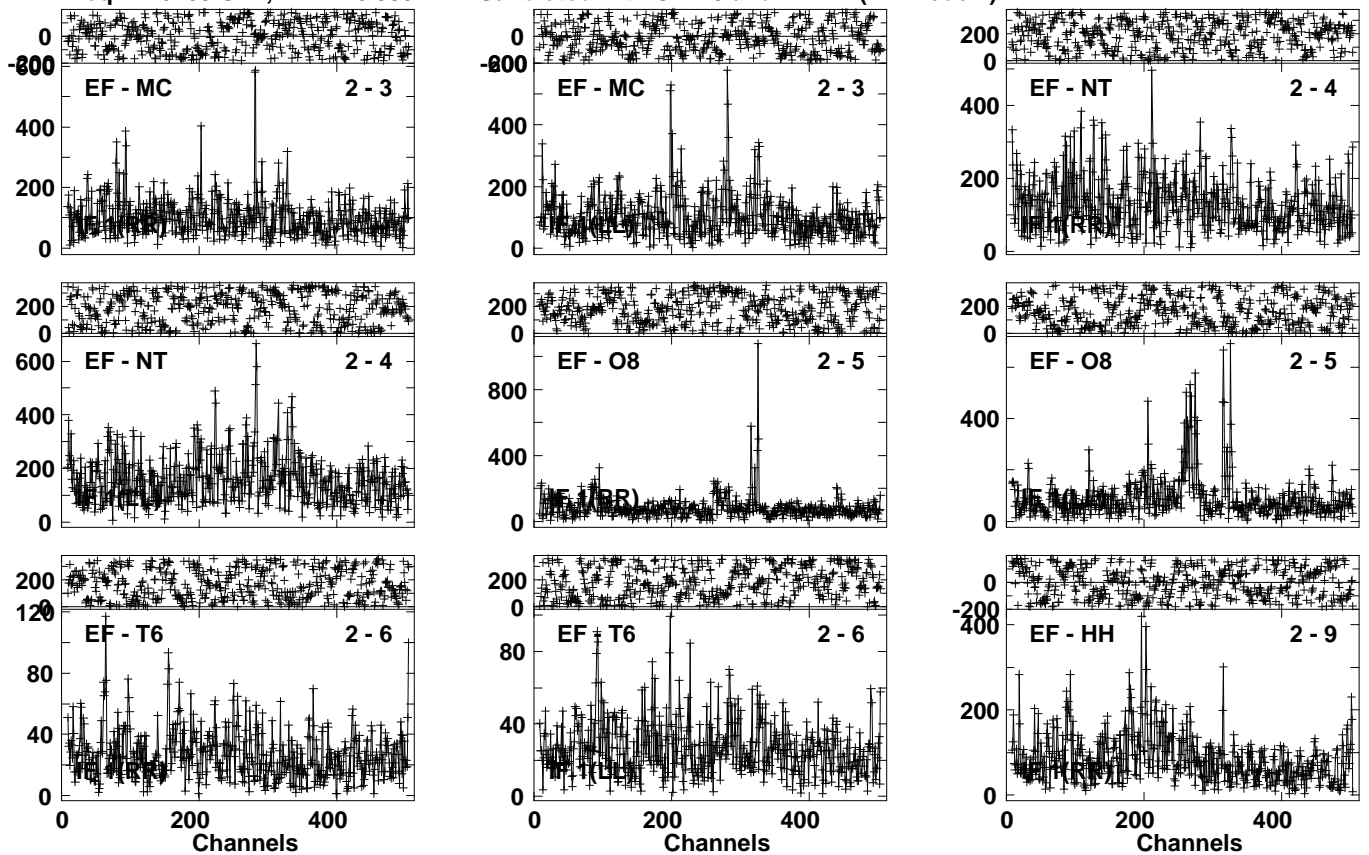


Lower frame: Milli Ampl Jy Top frame: Phas deg
Vector averaged cross-power spectrum Several baselines displayed
Timerange: 00/04:34:51 to 00/04:35:49

Plot file version 235 created 01-FEB-2023 16:31:11

IR17526N EW022A 4.UVDATA.1

Freq = 1.6163 GHz, Bw = 16.000 MH Calibrated with CL # 3 and BP # 1 (BP mode 1)

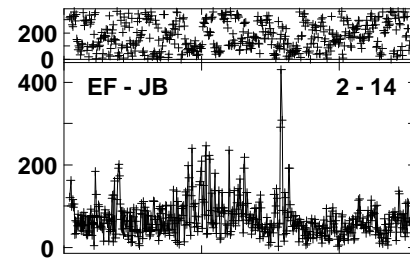
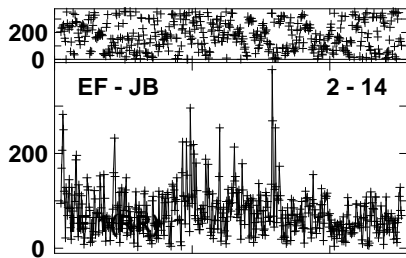
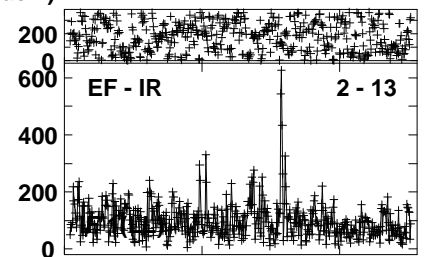
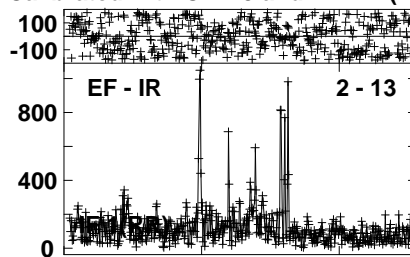
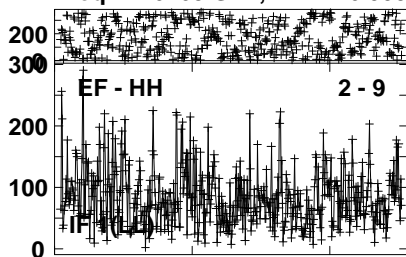


Lower frame: Milli Ampl Jy Top frame: Phas deg
Vector averaged cross-power spectrum Several baselines displayed
Timerange: 00/04:35:51 to 00/04:39:19

Plot file version 236 created 01-FEB-2023 16:31:12

IR17526N EW022A 4.UVDATA.1

Freq = 1.6163 GHz, Bw = 16.000 MH Calibrated with CL # 3 and BP # 1 (BP mode 1)

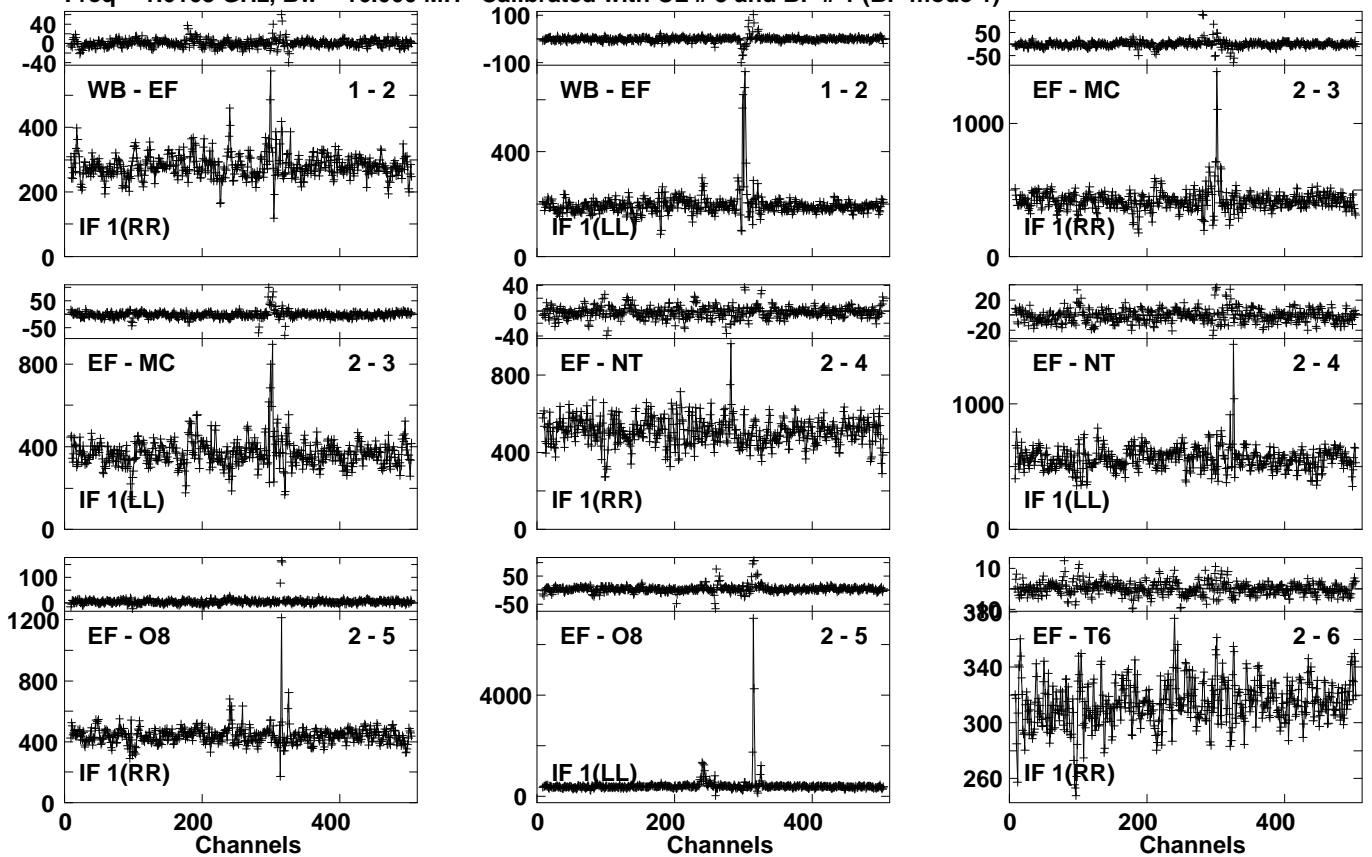


Lower frame: Milli Ampl Jy Top frame: Phas deg
Vector averaged cross-power spectrum Several baselines displayed
Timerange: 00/04:35:51 to 00/04:39:19

Plot file version 237 created 01-FEB-2023 16:31:12

J1748+3404 EW022A 4.UVDATA.1

Freq = 1.6163 GHz, Bw = 16.000 MH Calibrated with CL # 3 and BP # 1 (BP mode 1)

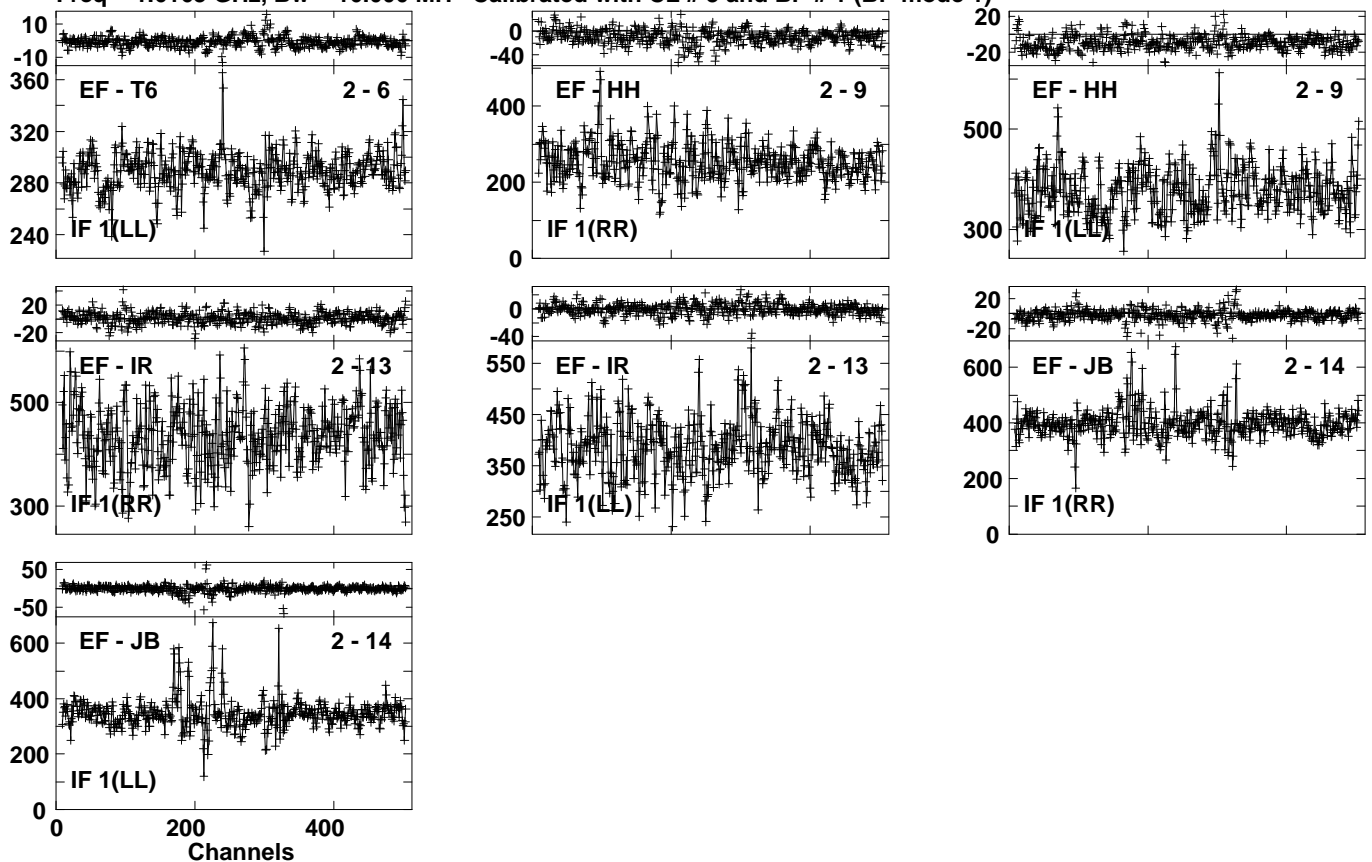


Lower frame: Milli Ampl Jy Top frame: Phas deg
Vector averaged cross-power spectrum Several baselines displayed
Timerange: 00/04:39:21 to 00/04:40:49

Plot file version 238 created 01-FEB-2023 16:31:12

J1748+3404 EW022A 4.UVDATA.1

Freq = 1.6163 GHz, Bw = 16.000 MH Calibrated with CL # 3 and BP # 1 (BP mode 1)

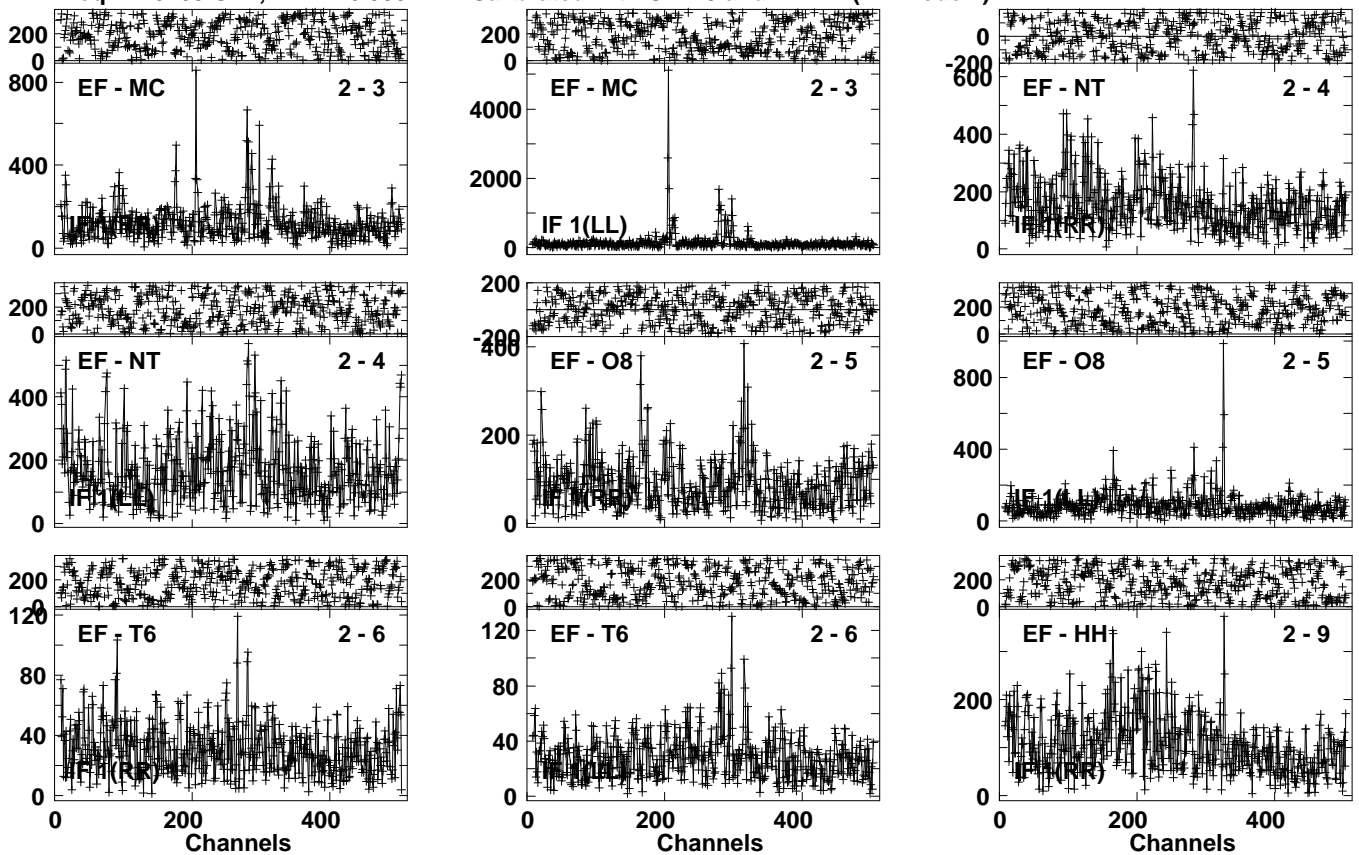


Lower frame: Milli Ampl Jy Top frame: Phas deg
Vector averaged cross-power spectrum Several baselines displayed
Timerange: 00/04:39:21 to 00/04:40:49

Plot file version 239 created 01-FEB-2023 16:31:12

IR17526N EW022A 4.UVDATA.1

Freq = 1.6163 GHz, Bw = 16.000 MH Calibrated with CL # 3 and BP # 1 (BP mode 1)

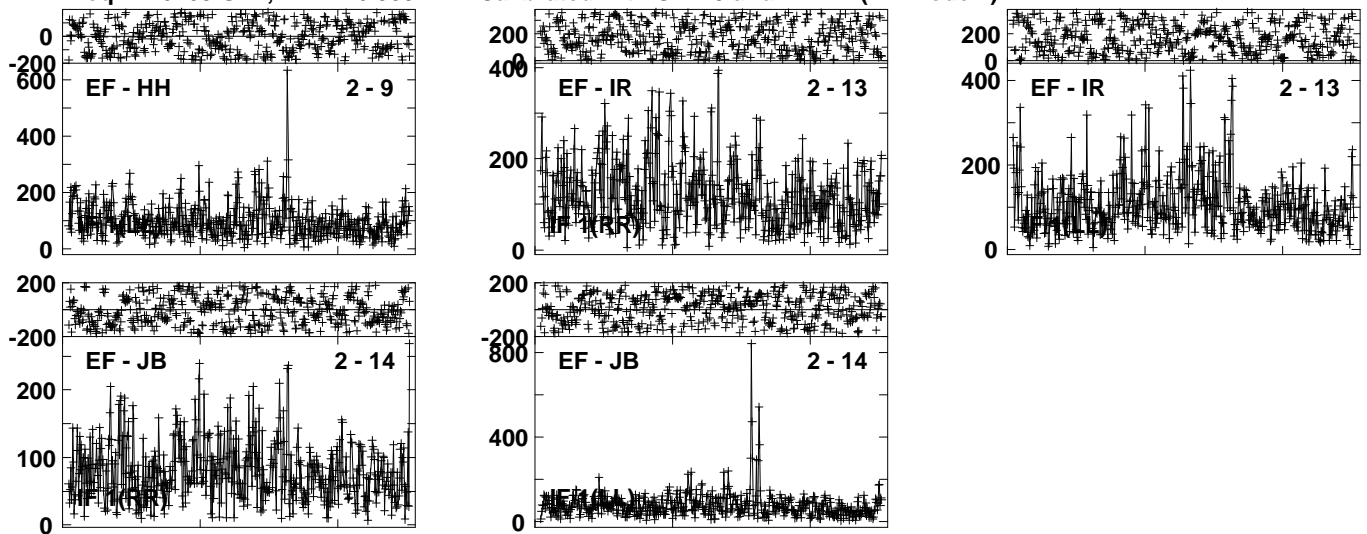


Lower frame: Milli Ampl Jy Top frame: Phas deg
Vector averaged cross-power spectrum Several baselines displayed
Timerange: 00/04:40:51 to 00/04:44:19

Plot file version 240 created 01-FEB-2023 16:31:13

IR17526N EW022A 4.UVDATA.1

Freq = 1.6163 GHz, Bw = 16.000 MH Calibrated with CL # 3 and BP # 1 (BP mode 1)



Lower frame: Milli Ampl Jy Top frame: Phas deg

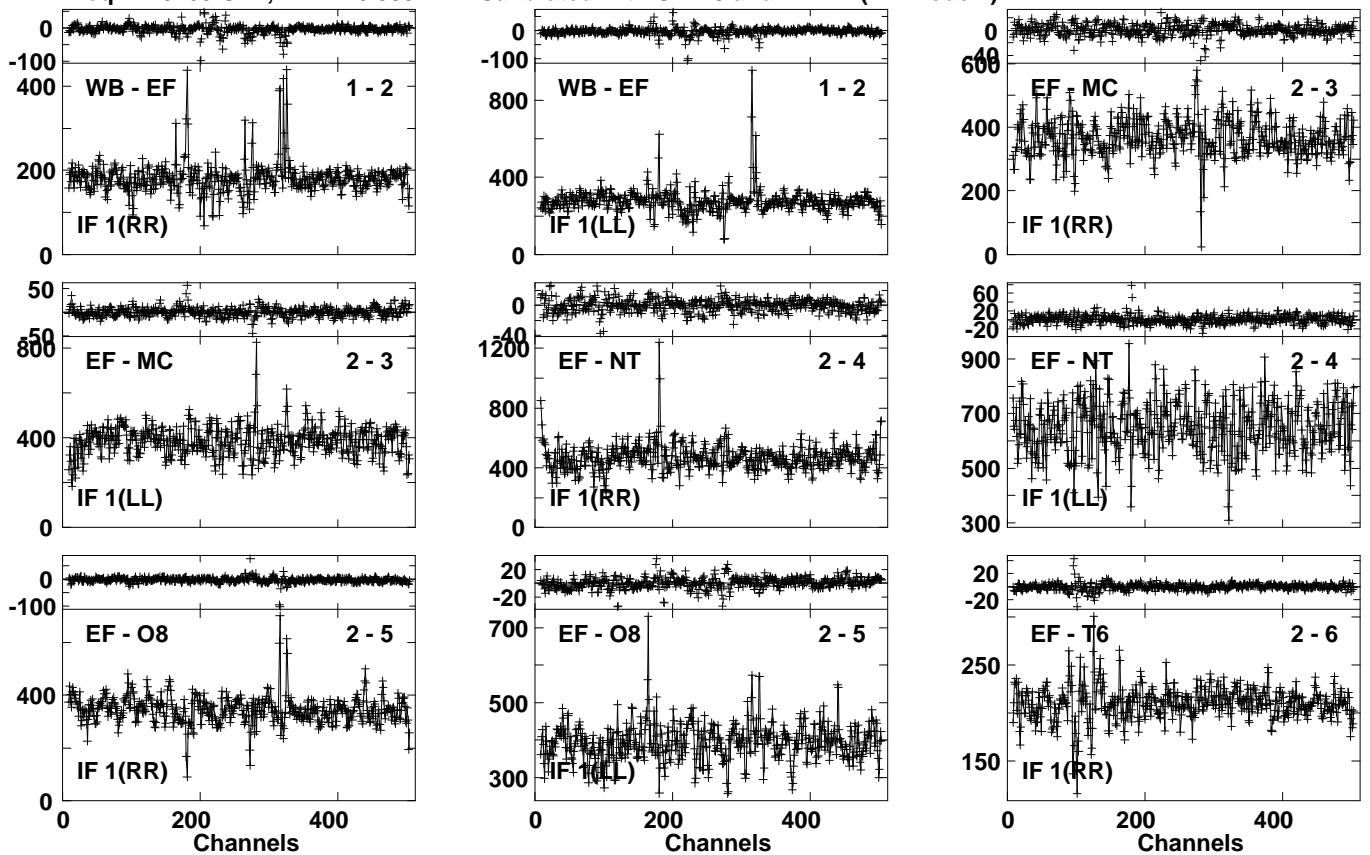
Vector averaged cross-power spectrum Several baselines displayed

Timerange: 00/04:40:51 to 00/04:44:19

Plot file version 241 created 01-FEB-2023 16:31:13

J1748+3404 EW022A 4.UVDATA.1

Freq = 1.6163 GHz, Bw = 16.000 MH Calibrated with CL # 3 and BP # 1 (BP mode 1)

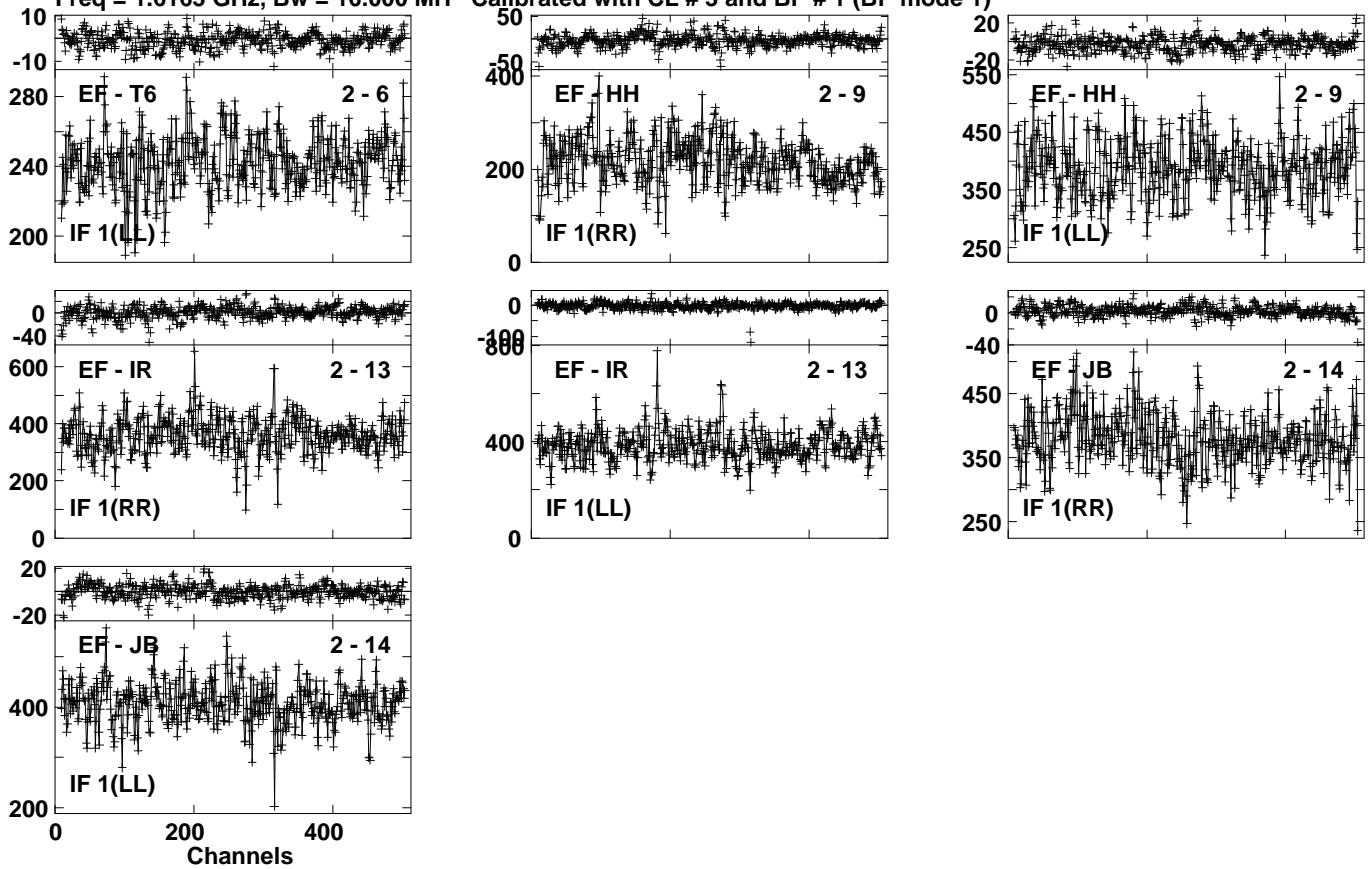


Lower frame: Milli Ampl Jy Top frame: Phas deg
Vector averaged cross-power spectrum Several baselines displayed
Timerange: 00/04:44:51 to 00/04:45:49

Plot file version 242 created 01-FEB-2023 16:31:13

J1748+3404 EW022A 4.UVDATA.1

Freq = 1.6163 GHz, Bw = 16.000 MH Calibrated with CL # 3 and BP # 1 (BP mode 1)

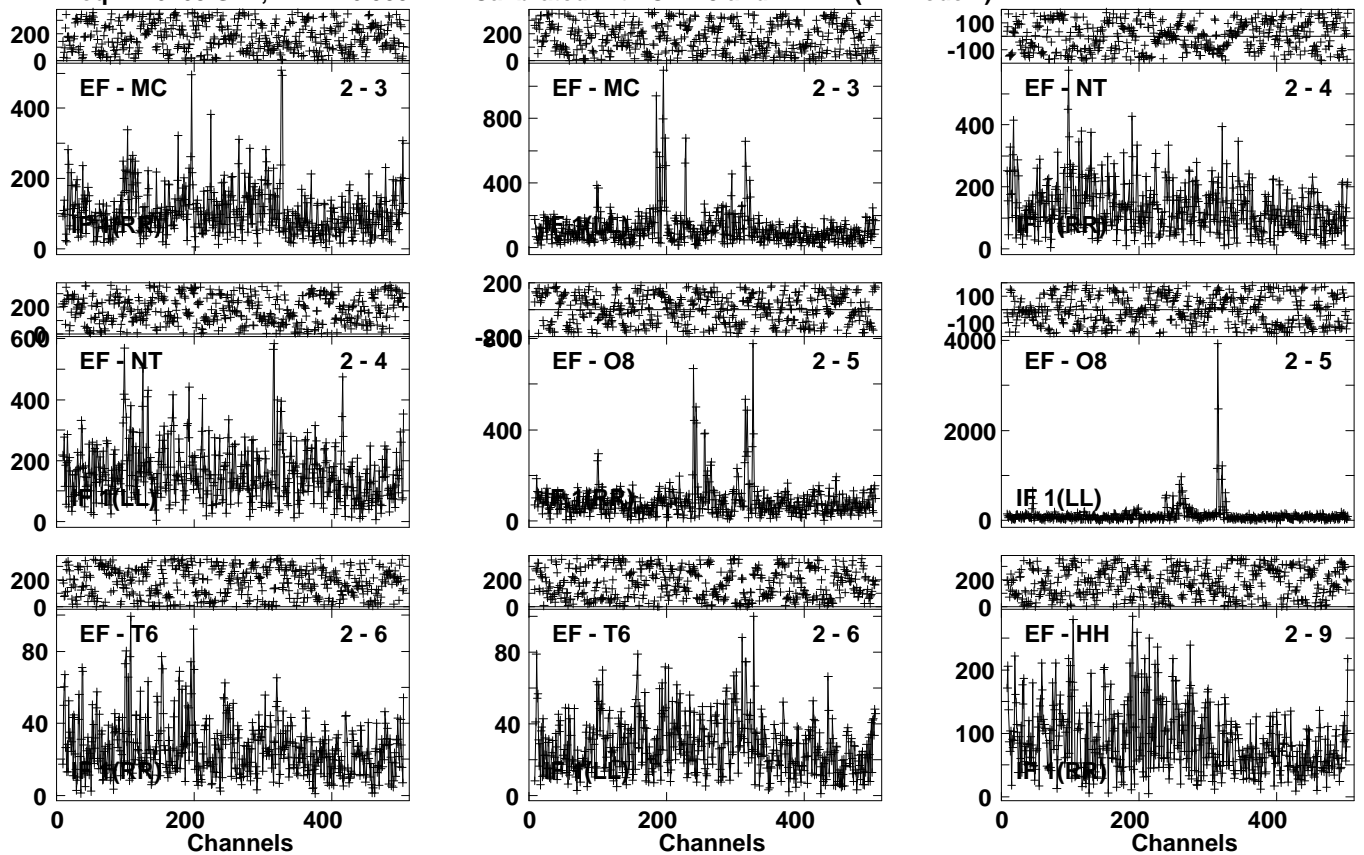


Lower frame: Milli Ampl Jy Top frame: Phas deg
Vector averaged cross-power spectrum Several baselines displayed
Timerange: 00/04:44:51 to 00/04:45:49

Plot file version 243 created 01-FEB-2023 16:31:13

IR17526N EW022A 4.UVDATA.1

Freq = 1.6163 GHz, Bw = 16.000 MH Calibrated with CL # 3 and BP # 1 (BP mode 1)

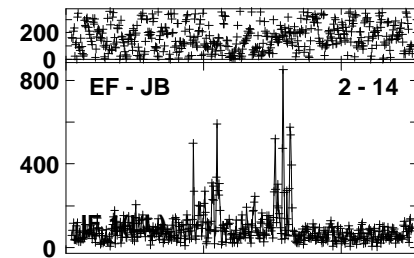
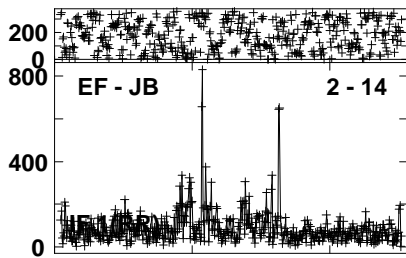
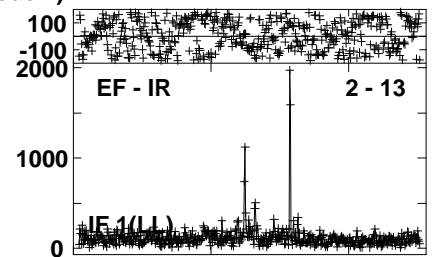
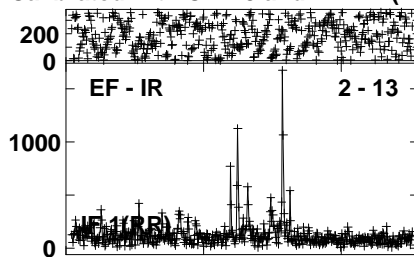
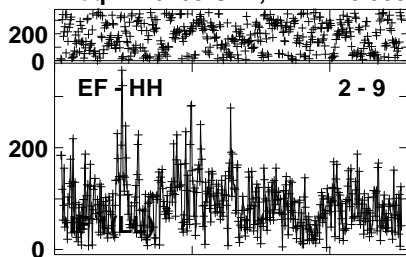


Lower frame: Milli Ampl Jy Top frame: Phas deg
Vector averaged cross-power spectrum Several baselines displayed
Timerange: 00/04:45:51 to 00/04:49:19

Plot file version 244 created 01-FEB-2023 16:31:14

IR17526N EW022A 4.UVDATA.1

Freq = 1.6163 GHz, Bw = 16.000 MH Calibrated with CL # 3 and BP # 1 (BP mode 1)

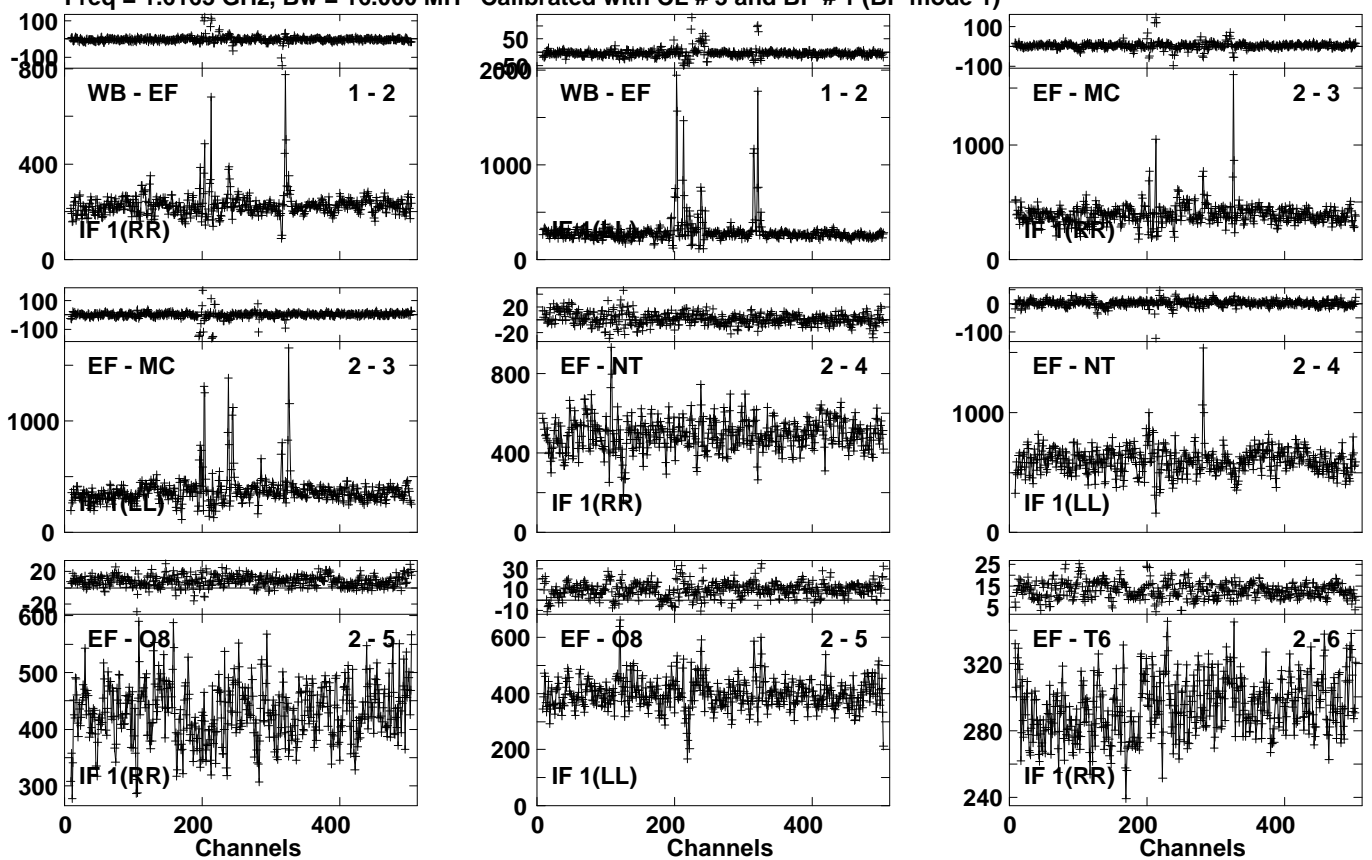


Lower frame: Milli Ampl Jy Top frame: Phas deg
Vector averaged cross-power spectrum Several baselines displayed
Timerange: 00/04:45:51 to 00/04:49:19

Plot file version 245 created 01-FEB-2023 16:31:14

J1748+3404 EW022A 4.UVDATA.1

Freq = 1.6163 GHz, Bw = 16.000 MH Calibrated with CL # 3 and BP # 1 (BP mode 1)

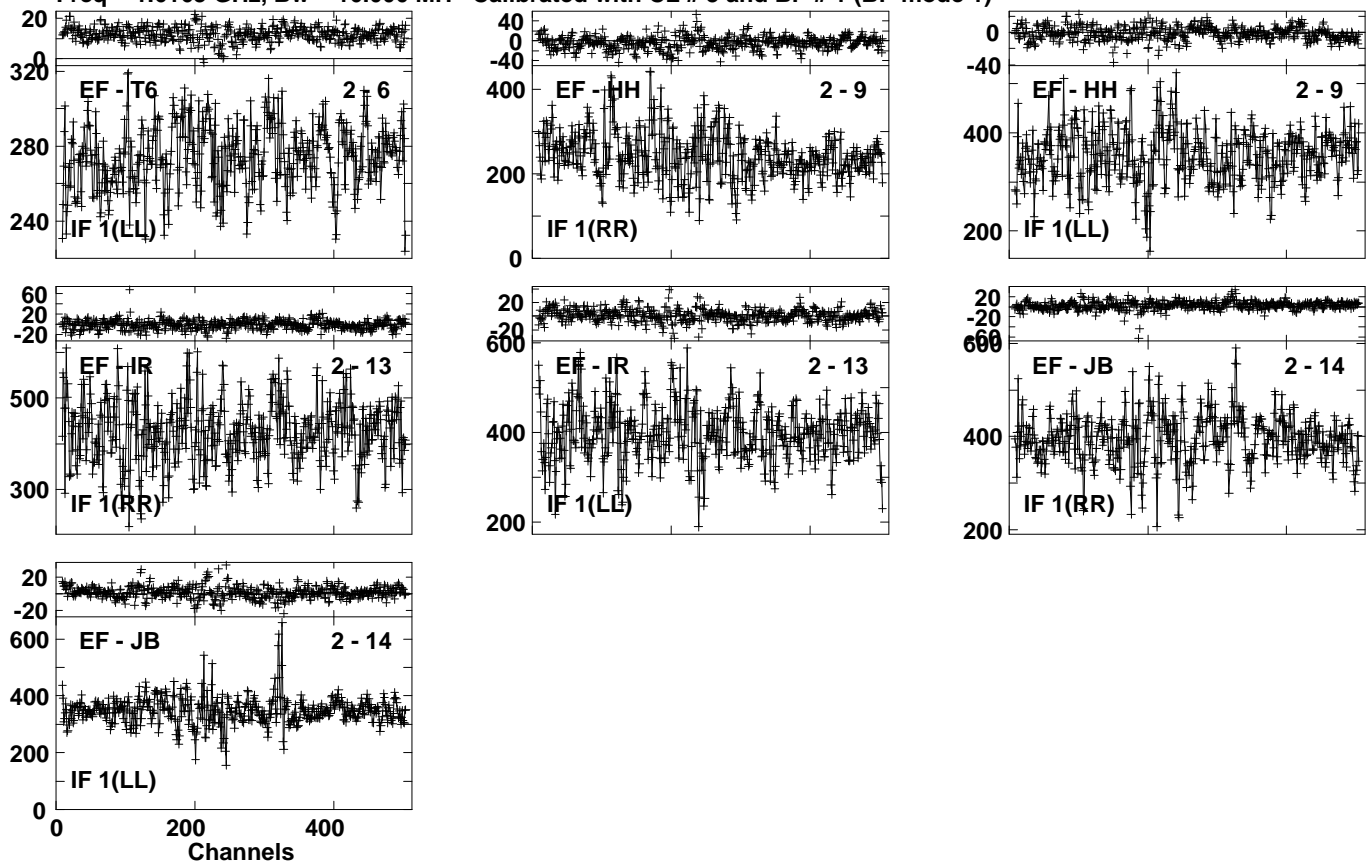


Lower frame: Milli Ampl Jy Top frame: Phas deg
Vector averaged cross-power spectrum Several baselines displayed
Timerange: 00/04:49:21 to 00/04:50:49

Plot file version 246 created 01-FEB-2023 16:31:14

J1748+3404 EW022A 4.UVDATA.1

Freq = 1.6163 GHz, Bw = 16.000 MH Calibrated with CL # 3 and BP # 1 (BP mode 1)

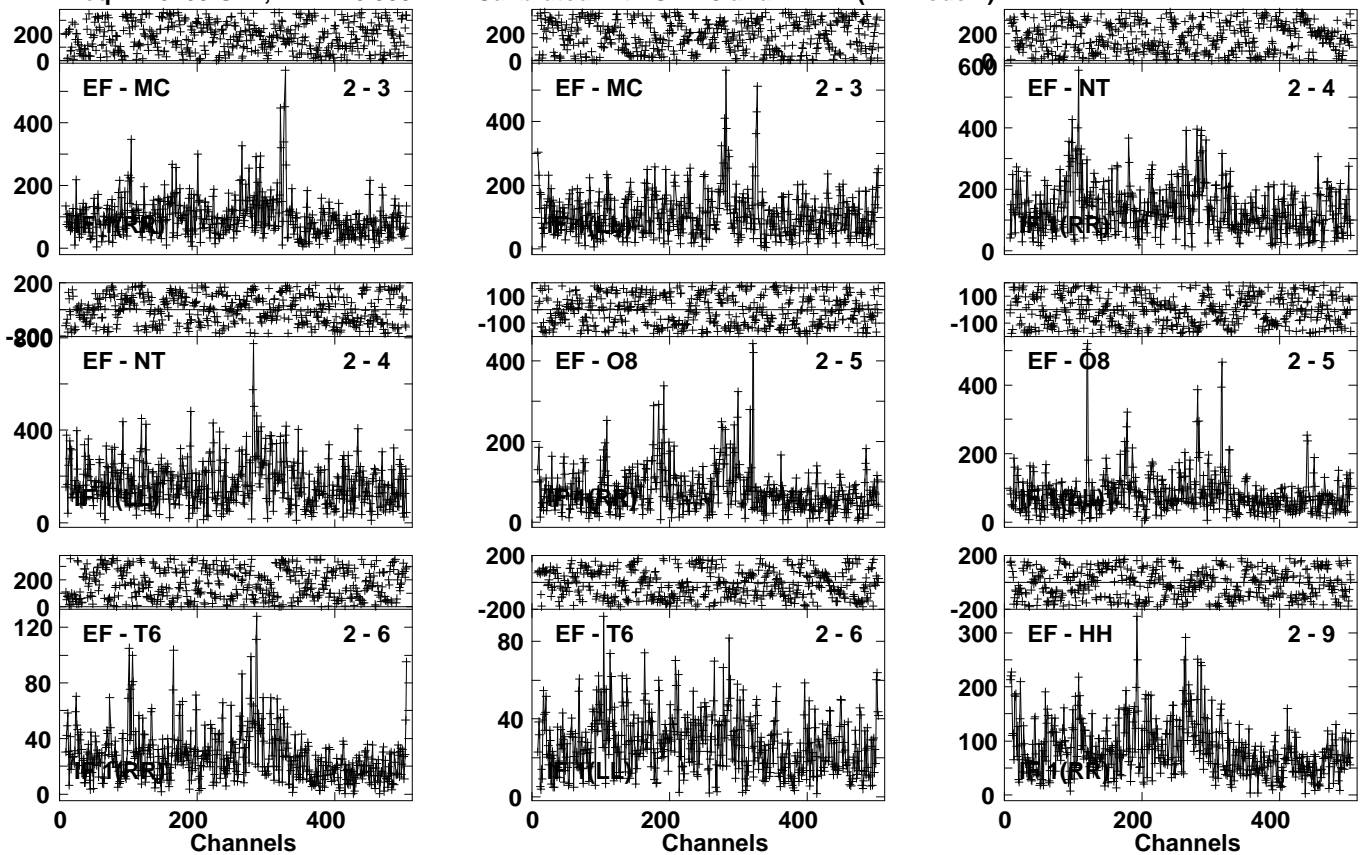


Lower frame: Milli Ampl Jy Top frame: Phas deg
Vector averaged cross-power spectrum Several baselines displayed
Timerange: 00/04:49:21 to 00/04:50:49

Plot file version 247 created 01-FEB-2023 16:31:14

IR17526N EW022A 4.UVDATA.1

Freq = 1.6163 GHz, Bw = 16.000 MH Calibrated with CL # 3 and BP # 1 (BP mode 1)

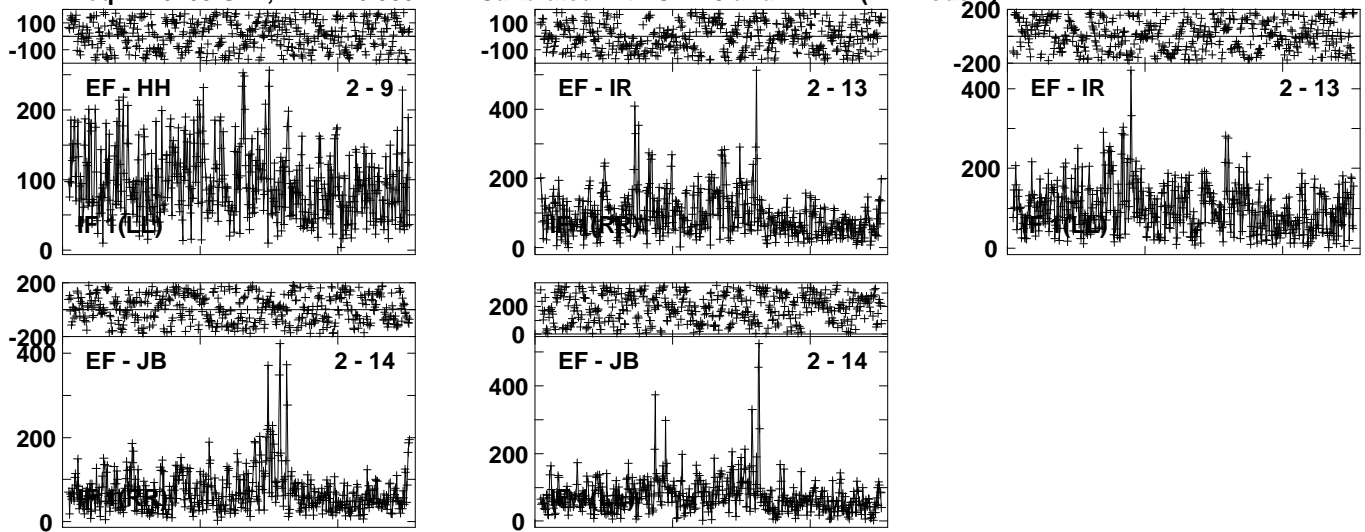


Lower frame: Milli Ampl Jy Top frame: Phas deg
Vector averaged cross-power spectrum Several baselines displayed
Timerange: 00/04:50:51 to 00/04:54:19

Plot file version 248 created 01-FEB-2023 16:31:15

IR17526N EW022A 4.UVDATA.1

Freq = 1.6163 GHz, Bw = 16.000 MH Calibrated with CL # 3 and BP # 1 (BP mode 1)

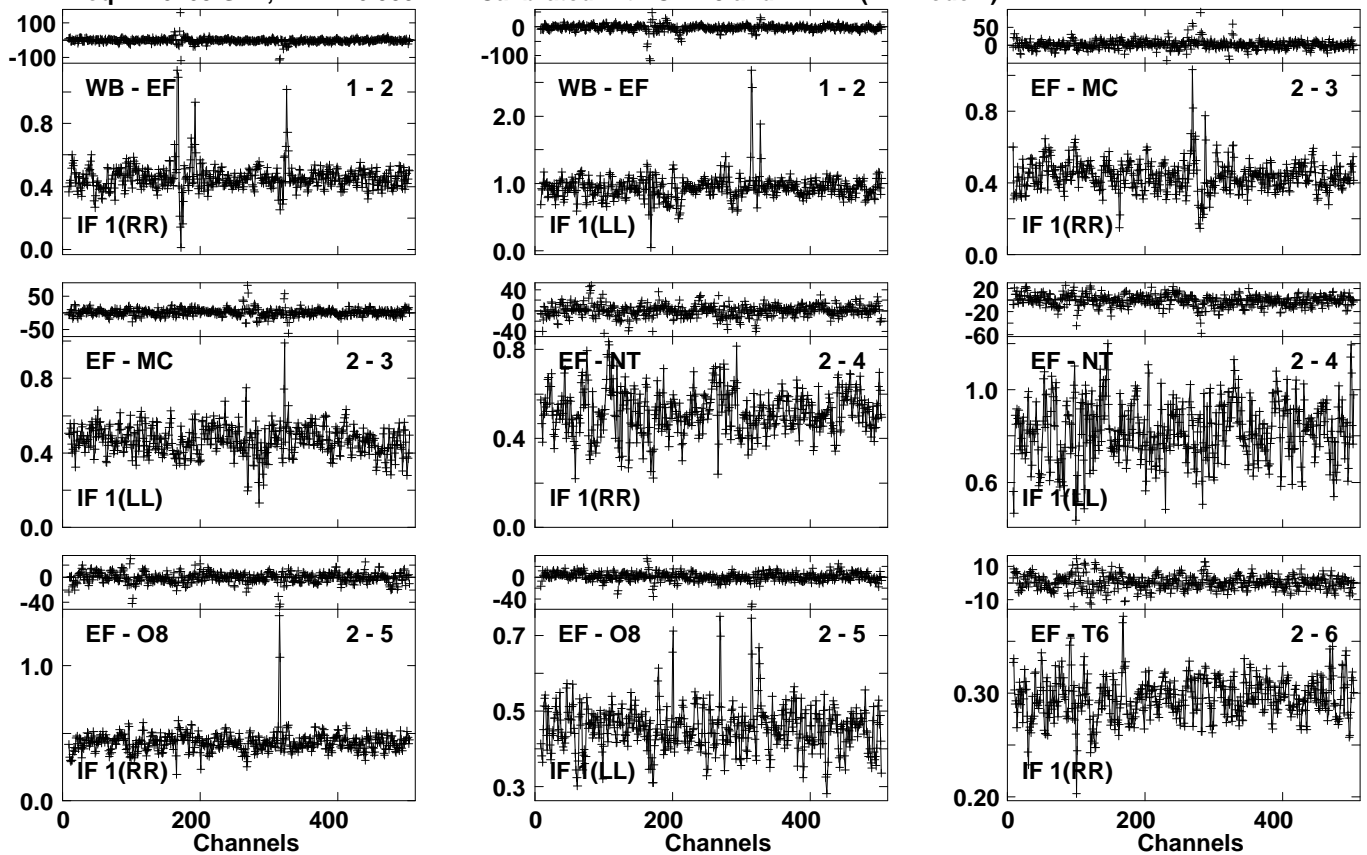


Lower frame: Milli Ampl Jy Top frame: Phas deg
Vector averaged cross-power spectrum Several baselines displayed
Timerange: 00/04:50:51 to 00/04:54:19

Plot file version 249 created 01-FEB-2023 16:31:15

J1748+3404 EW022A 4.UVDATA.1

Freq = 1.6163 GHz, Bw = 16.000 MH Calibrated with CL # 3 and BP # 1 (BP mode 1)

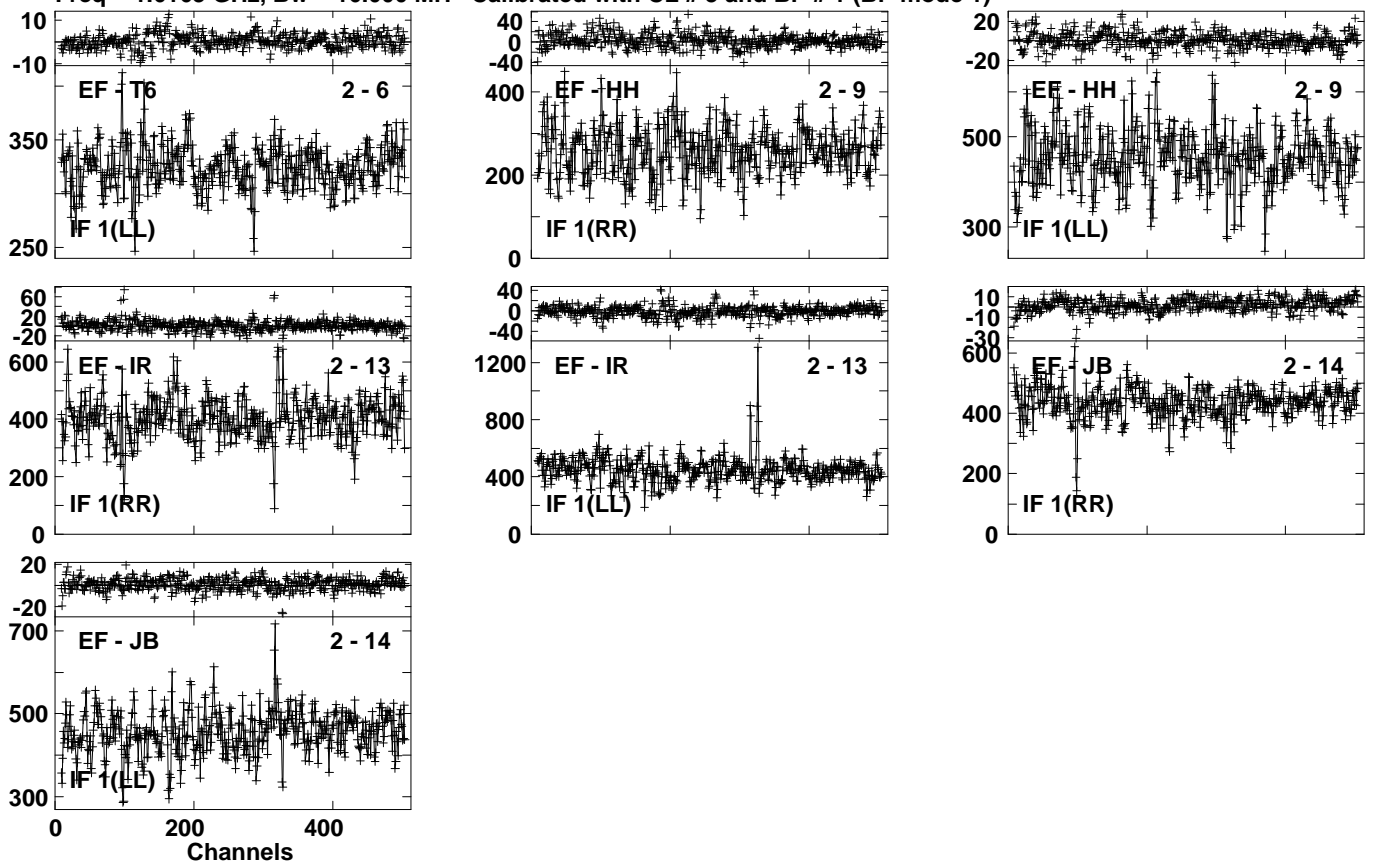


Lower frame: Ampl Jy Top frame: Phas deg
Vector averaged cross-power spectrum Several baselines displayed
Timerange: 00/04:54:51 to 00/04:55:49

Plot file version 250 created 01-FEB-2023 16:31:15

J1748+3404 EW022A 4.UVDATA.1

Freq = 1.6163 GHz, Bw = 16.000 MH Calibrated with CL # 3 and BP # 1 (BP mode 1)



Lower frame: Milli Ampl Jy Top frame: Phas deg

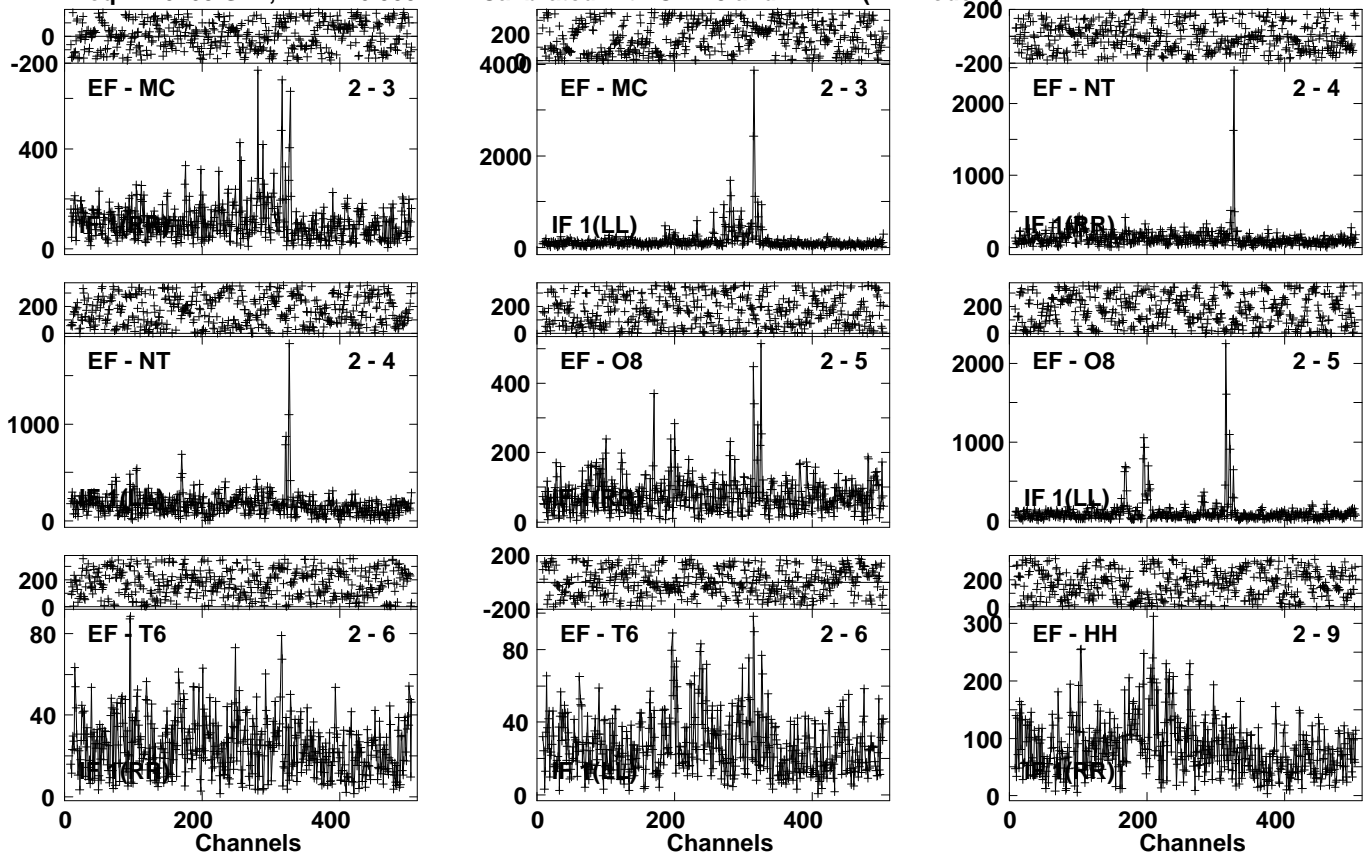
Vector averaged cross-power spectrum Several baselines displayed

Timerange: 00/04:54:51 to 00/04:55:49

Plot file version 251 created 01-FEB-2023 16:31:15

IR17526N EW022A 4.UVDATA.1

Freq = 1.6163 GHz, Bw = 16.000 MH Calibrated with CL # 3 and BP # 1 (BP mode 1)

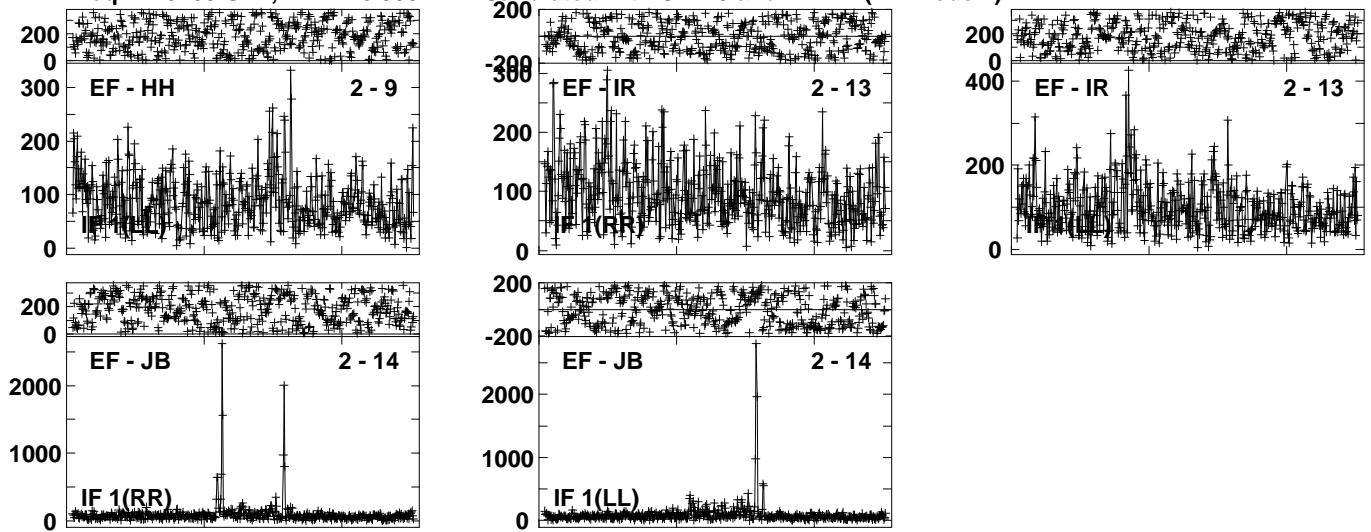


Lower frame: Milli Ampl Jy Top frame: Phas deg
Vector averaged cross-power spectrum Several baselines displayed
Timerange: 00/04:55:51 to 00/04:59:19

Plot file version 252 created 01-FEB-2023 16:31:16

IR17526N EW022A 4.UVDATA.1

Freq = 1.6163 GHz, Bw = 16.000 MH Calibrated with CL # 3 and BP # 1 (BP mode 1)

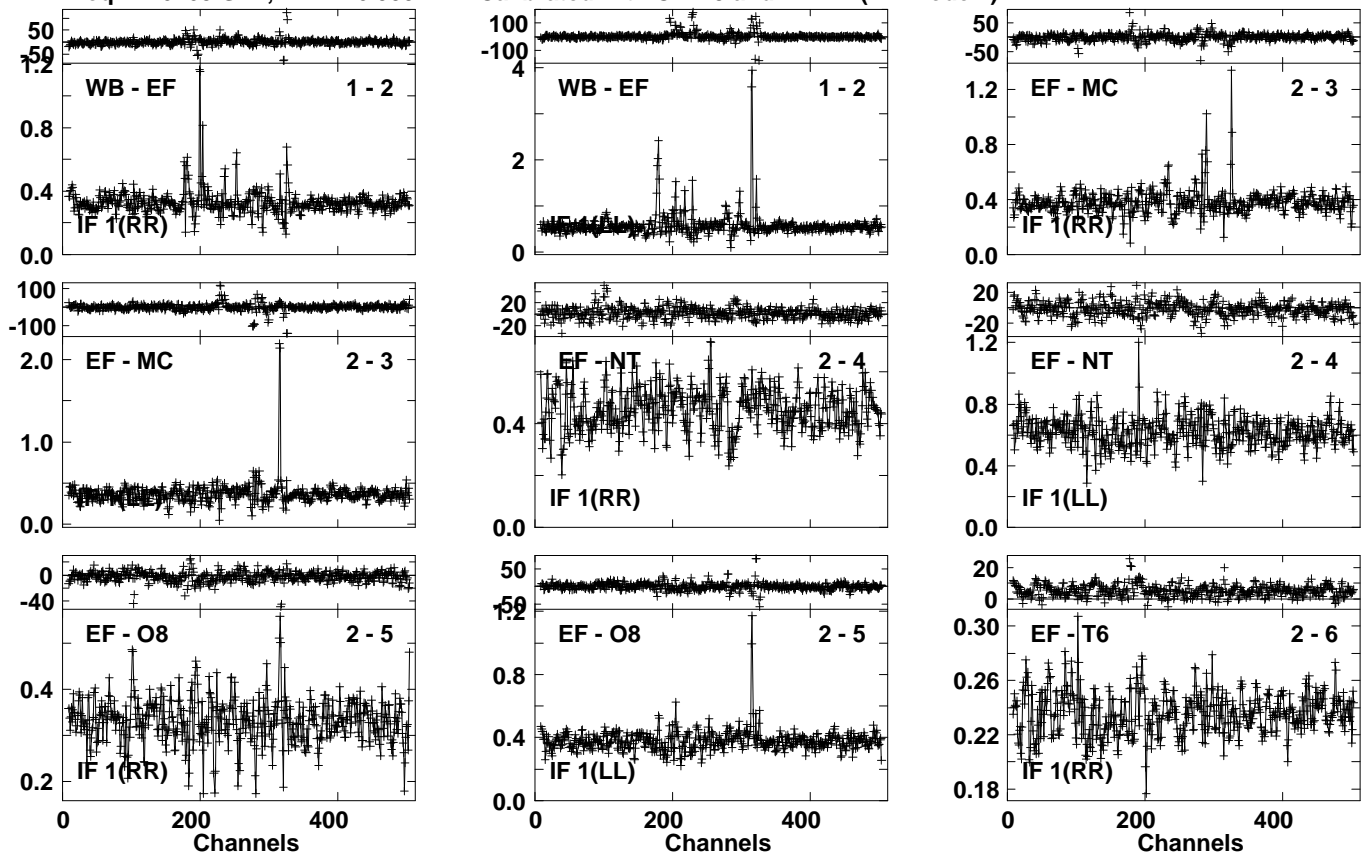


Lower frame: Milli Ampl Jy Top frame: Phas deg
Vector averaged cross-power spectrum Several baselines displayed
Timerange: 00/04:55:51 to 00/04:59:19

Plot file version 253 created 01-FEB-2023 16:31:16

J1748+3404 EW022A 4.UVDATA.1

Freq = 1.6163 GHz, Bw = 16.000 MH Calibrated with CL # 3 and BP # 1 (BP mode 1)

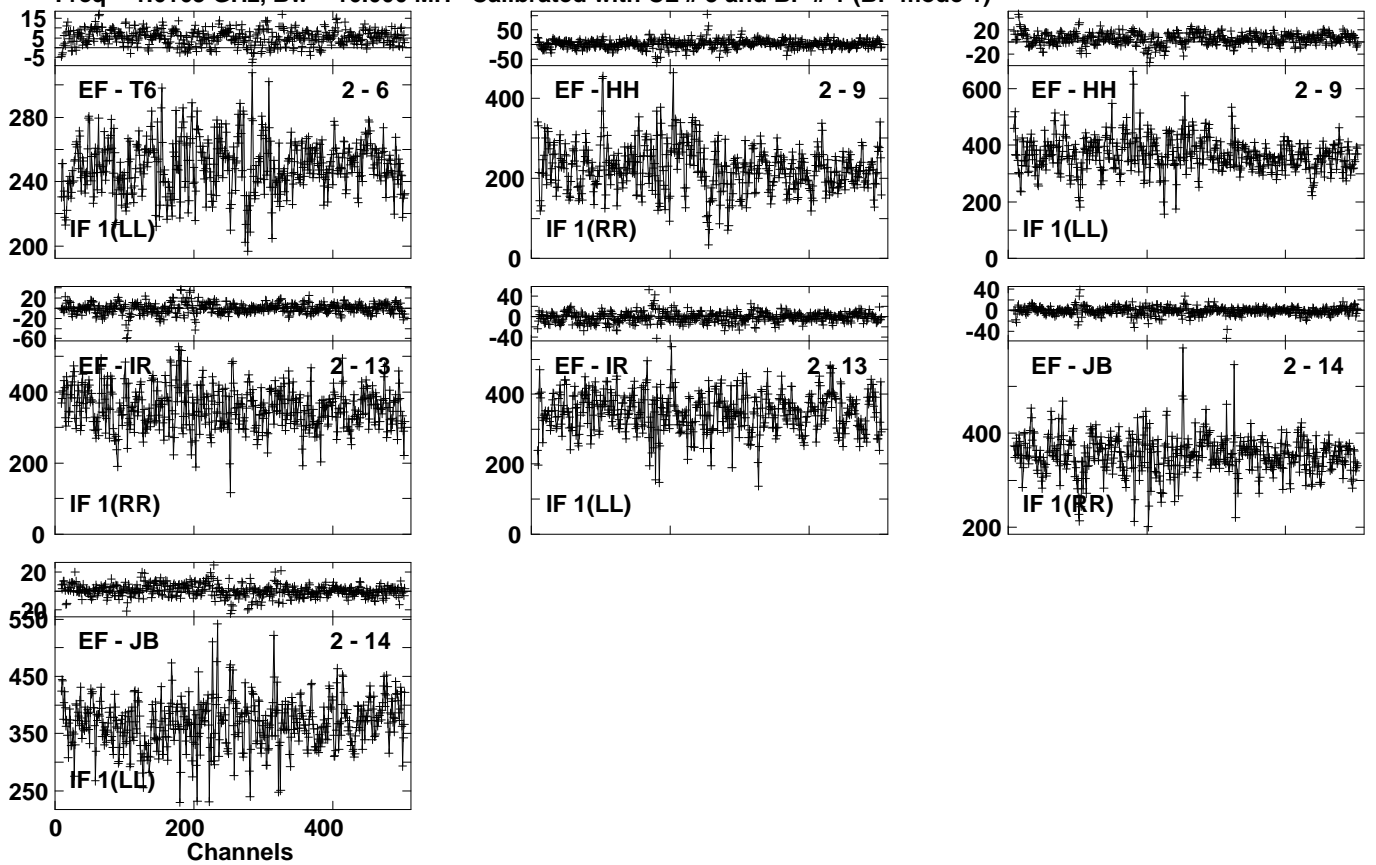


Lower frame: Ampl Jy Top frame: Phas deg
Vector averaged cross-power spectrum Several baselines displayed
Timerange: 00/04:59:21 to 00/05:00:49

Plot file version 254 created 01-FEB-2023 16:31:16

J1748+3404 EW022A 4.UVDATA.1

Freq = 1.6163 GHz, Bw = 16.000 MH Calibrated with CL # 3 and BP # 1 (BP mode 1)

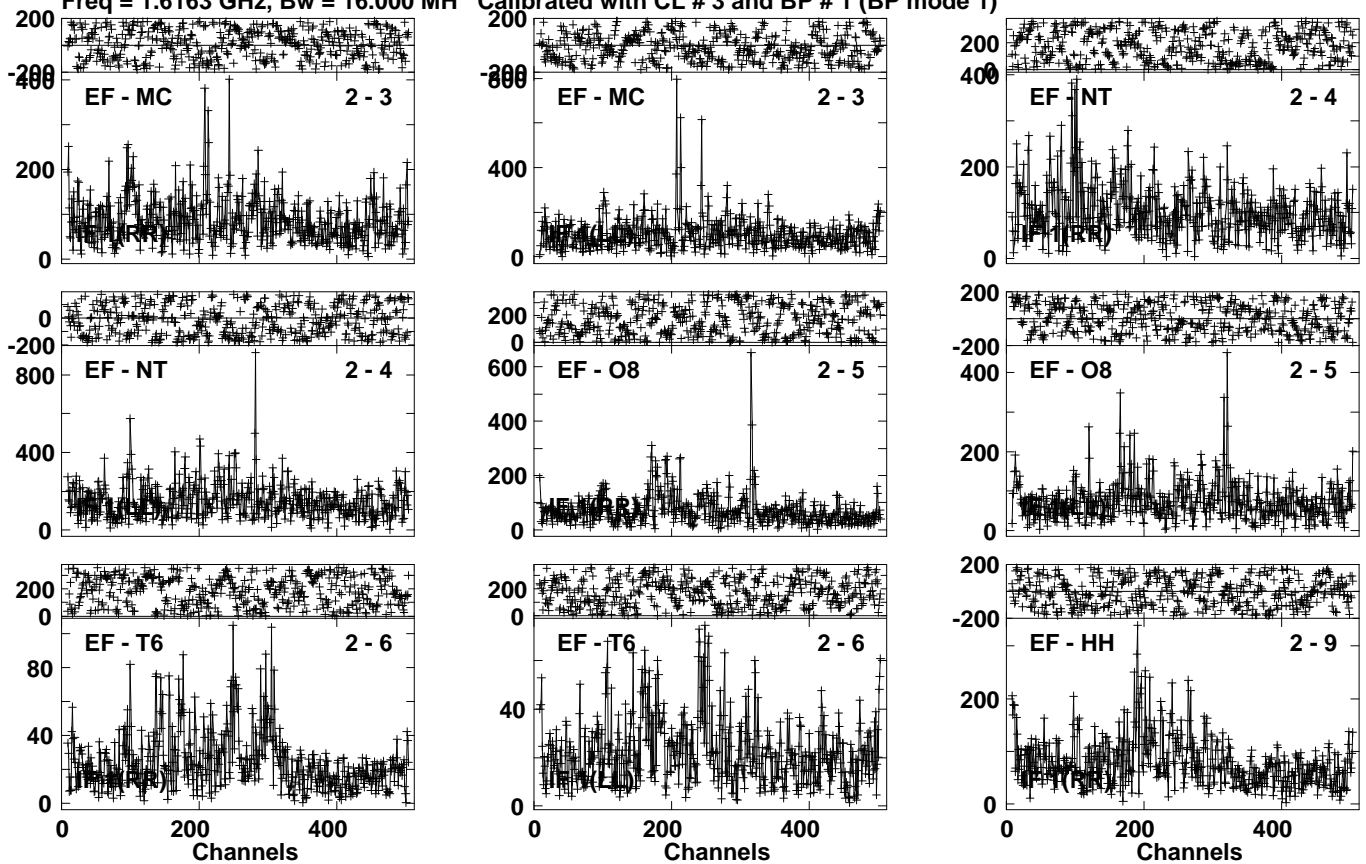


Lower frame: Milli Ampl Jy Top frame: Phas deg
Vector averaged cross-power spectrum Several baselines displayed
Timerange: 00/04:59:21 to 00/05:00:49

Plot file version 255 created 01-FEB-2023 16:31:16

IR17526N EW022A 4.UVDATA.1

Freq = 1.6163 GHz, Bw = 16.000 MH Calibrated with CL # 3 and BP # 1 (BP mode 1)

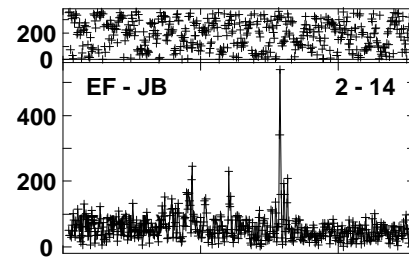
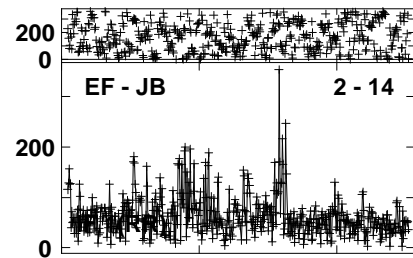
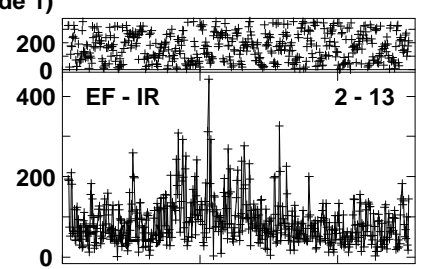
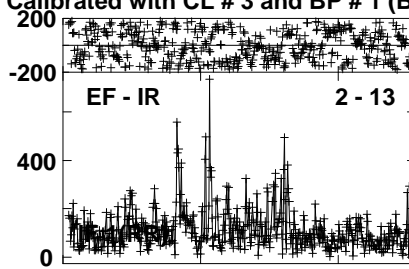
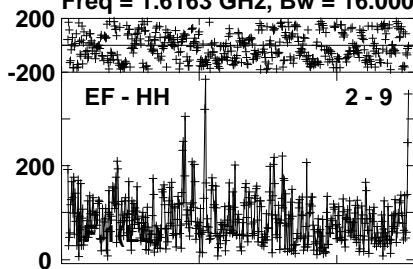


Lower frame: Milli Ampl Jy Top frame: Phas deg
Vector averaged cross-power spectrum Several baselines displayed
Timerange: 00/05:00:51 to 00/05:04:19

Plot file version 256 created 01-FEB-2023 16:31:19

IR17526N EW022A 4.UVDATA.1

Freq = 1.6163 GHz, Bw = 16.000 MH Calibrated with CL # 3 and BP # 1 (BP mode 1)

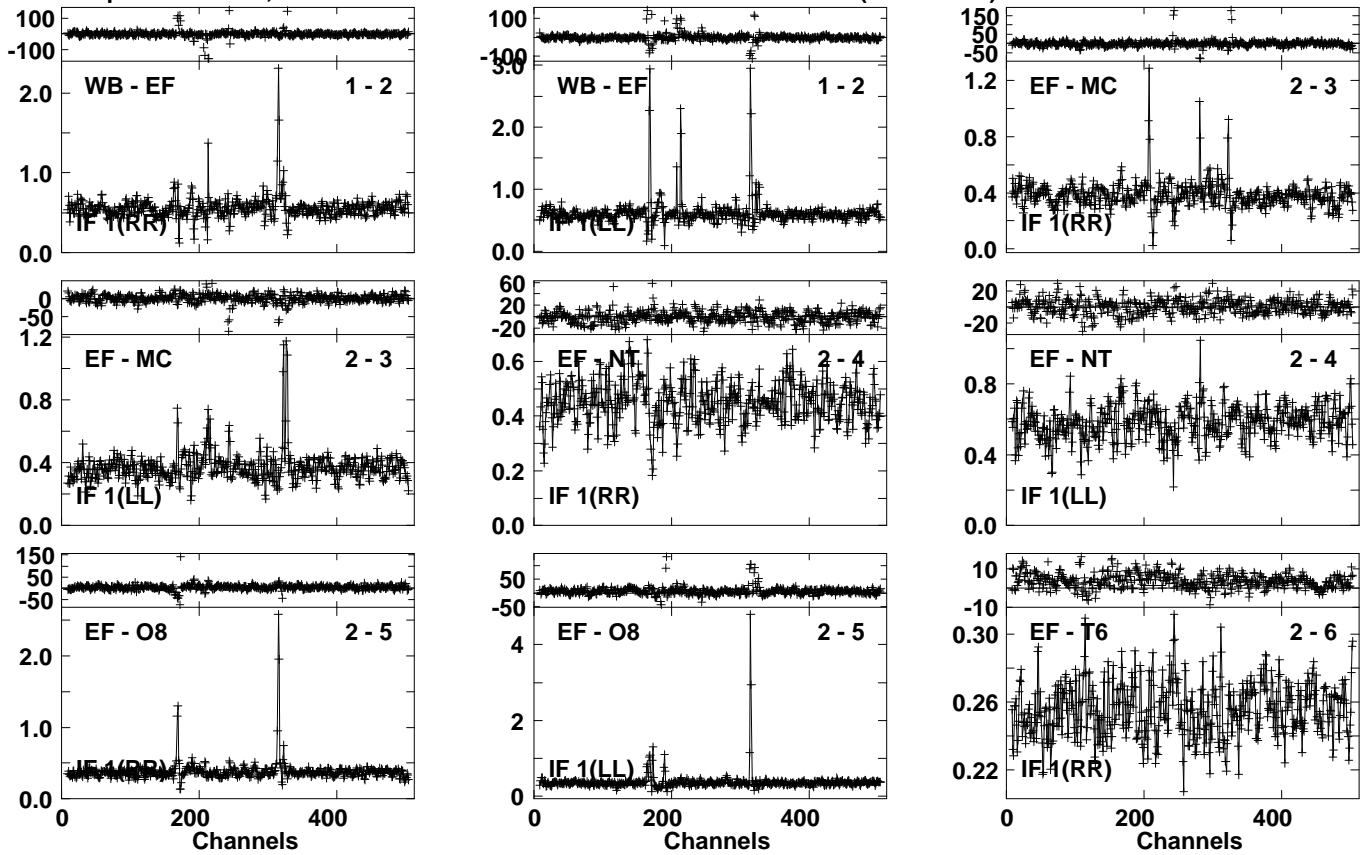


Lower frame: Milli Ampl Jy Top frame: Phas deg
Vector averaged cross-power spectrum Several baselines displayed
Timerange: 00/05:00:51 to 00/05:04:19

Plot file version 257 created 01-FEB-2023 16:31:19

J1748+3404 EW022A 4.UVDATA.1

Freq = 1.6163 GHz, Bw = 16.000 MH Calibrated with CL # 3 and BP # 1 (BP mode 1)

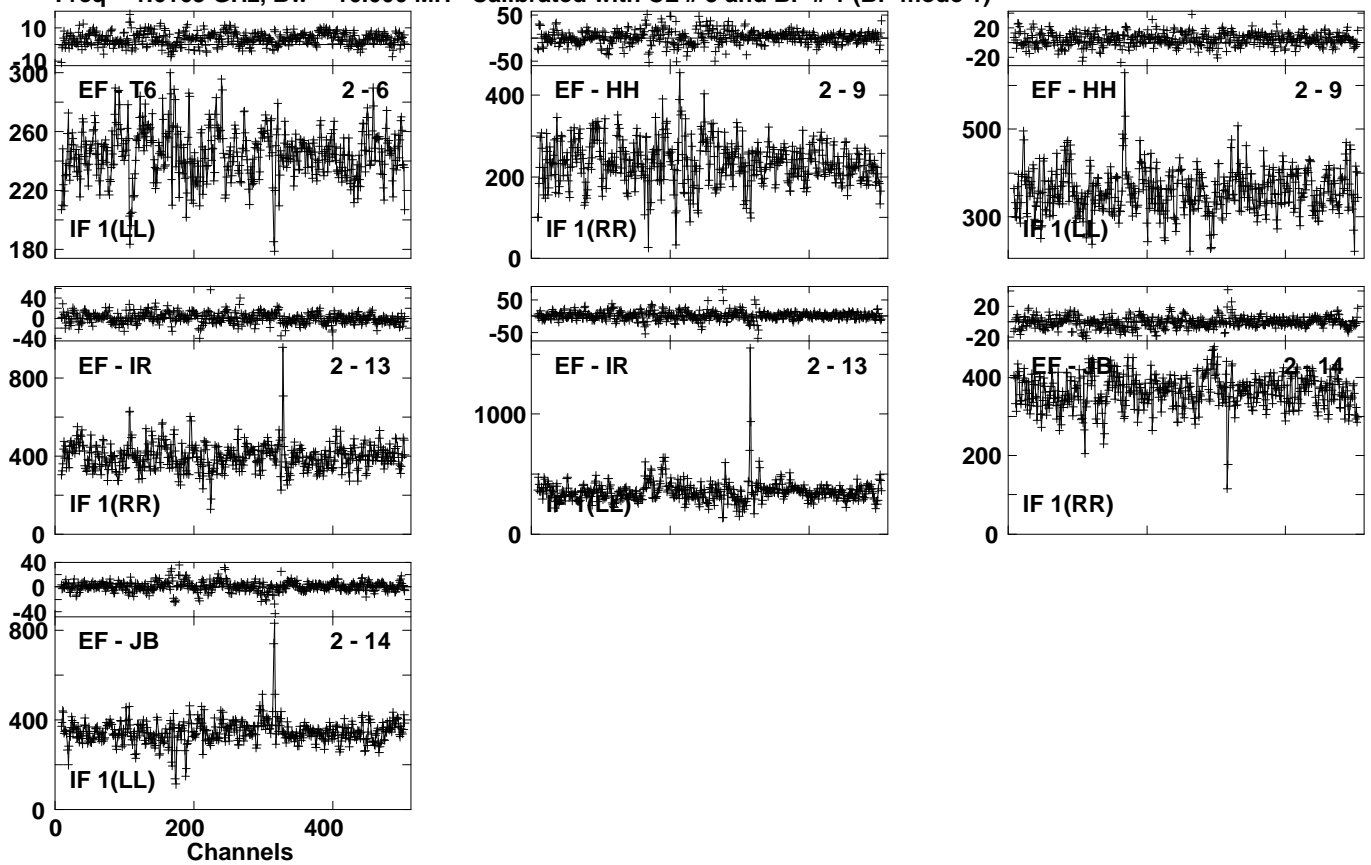


Lower frame: Ampl Jy Top frame: Phas deg
Vector averaged cross-power spectrum Several baselines displayed
Timerange: 00/05:04:51 to 00/05:05:49

Plot file version 258 created 01-FEB-2023 16:31:19

J1748+3404 EW022A 4.UVDATA.1

Freq = 1.6163 GHz, Bw = 16.000 MH Calibrated with CL # 3 and BP # 1 (BP mode 1)

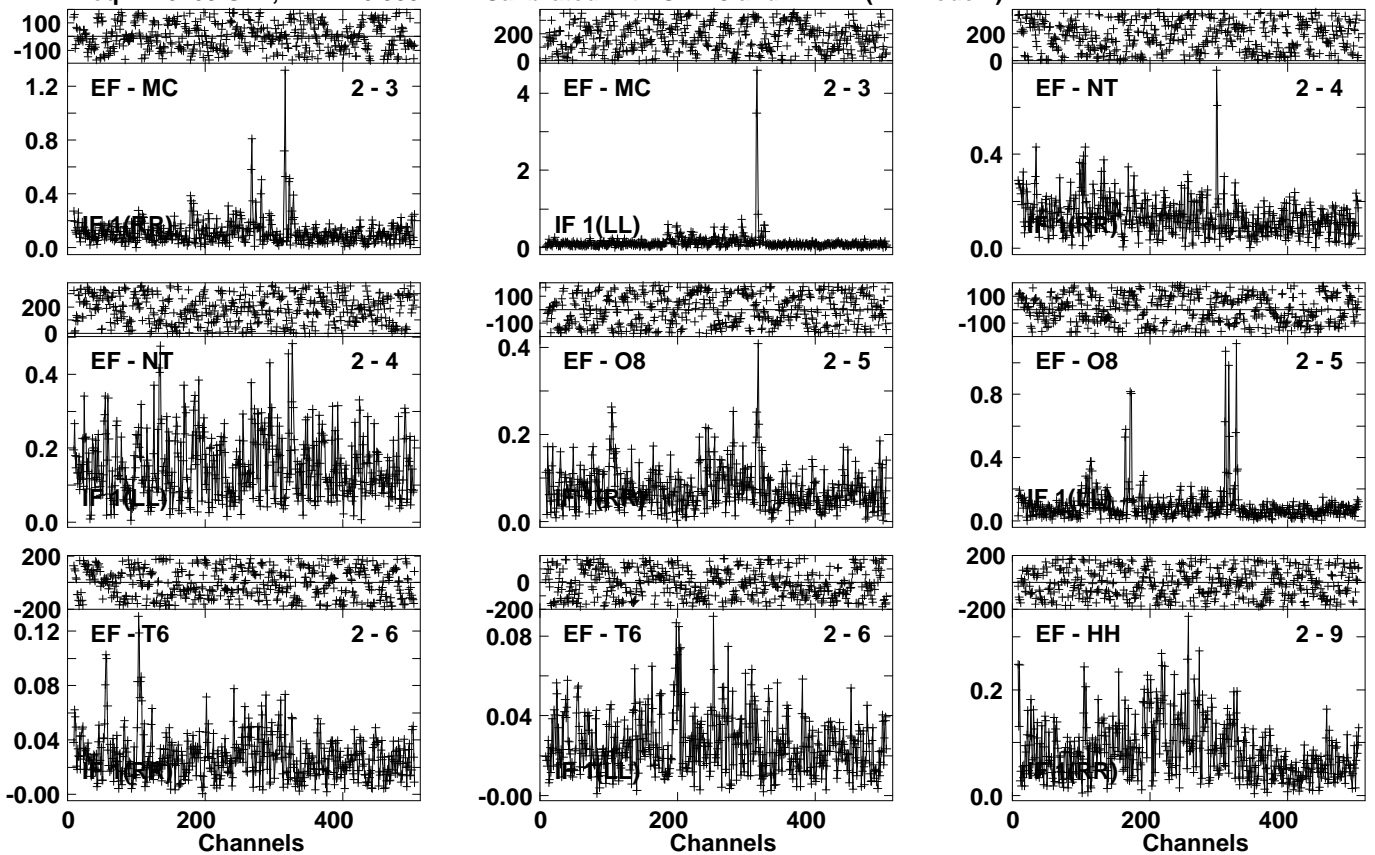


Lower frame: Milli Ampl Jy Top frame: Phas deg
Vector averaged cross-power spectrum Several baselines displayed
Timerange: 00/05:04:51 to 00/05:05:49

Plot file version 259 created 01-FEB-2023 16:31:19

IR17526N EW022A 4.UVDATA.1

Freq = 1.6163 GHz, Bw = 16.000 MH Calibrated with CL # 3 and BP # 1 (BP mode 1)



Lower frame: Ampl Jy Top frame: Phas deg

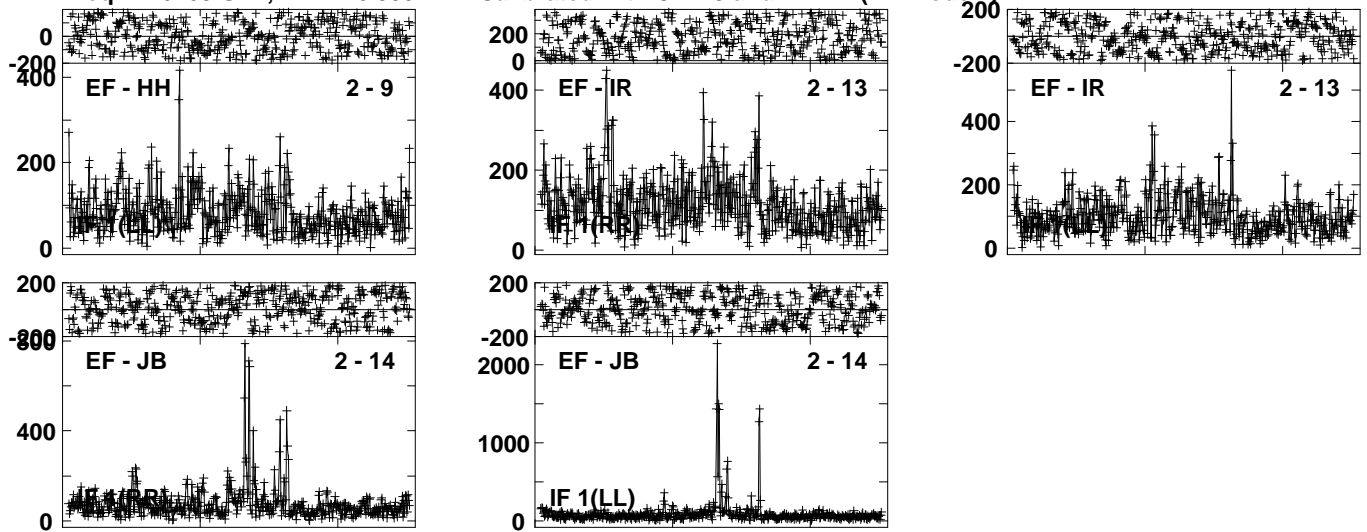
Vector averaged cross-power spectrum Several baselines displayed

Timerange: 00/05:05:51 to 00/05:09:19

Plot file version 260 created 01-FEB-2023 16:31:20

IR17526N EW022A 4.UVDATA.1

Freq = 1.6163 GHz, Bw = 16.000 MH Calibrated with CL # 3 and BP # 1 (BP mode 1)

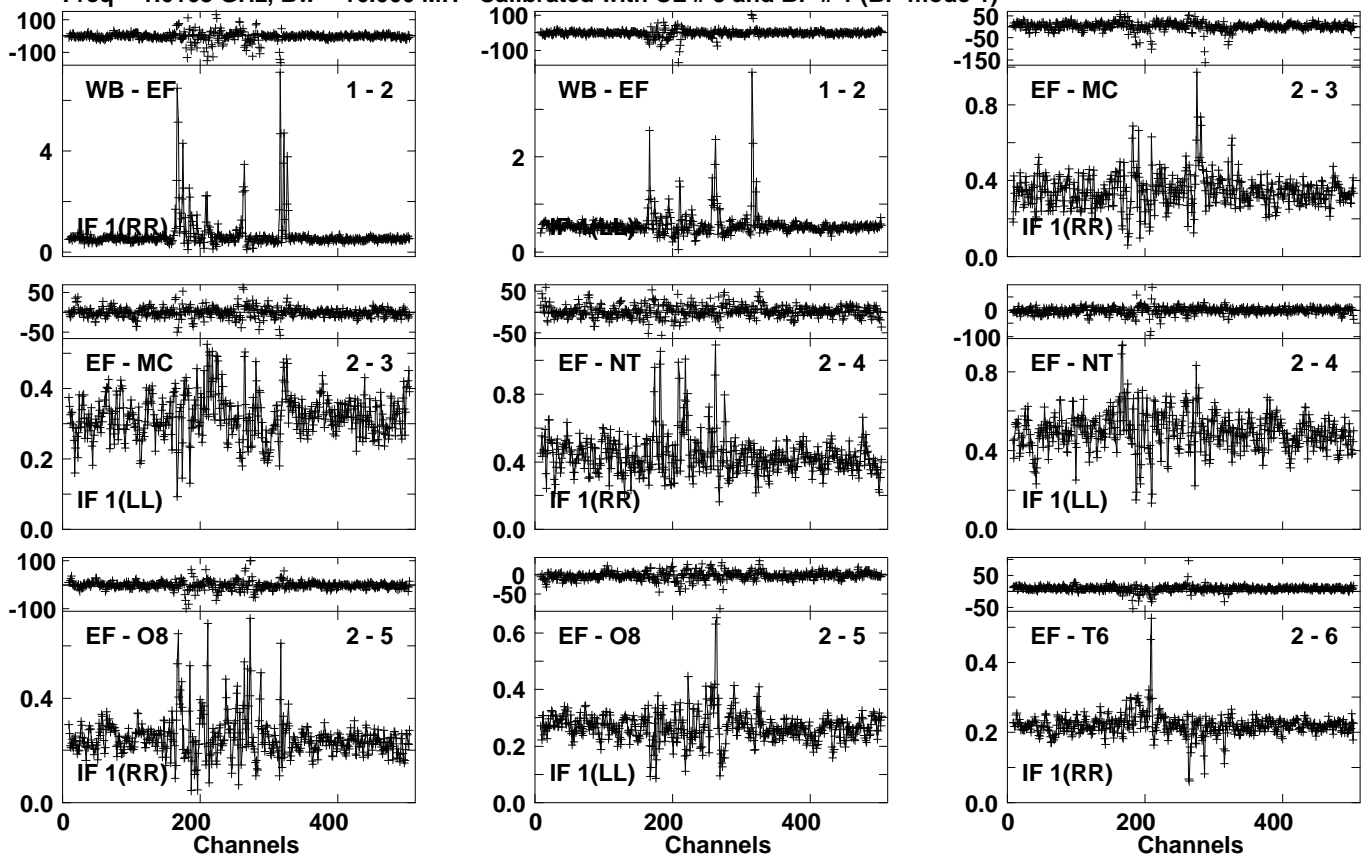


Lower frame: Milli Ampl Jy Top frame: Phas deg
Vector averaged cross-power spectrum Several baselines displayed
Timerange: 00/05:05:51 to 00/05:09:19

Plot file version 261 created 01-FEB-2023 16:31:20

J1748+3404 EW022A 4.UVDATA.1

Freq = 1.6163 GHz, Bw = 16.000 MH Calibrated with CL # 3 and BP # 1 (BP mode 1)

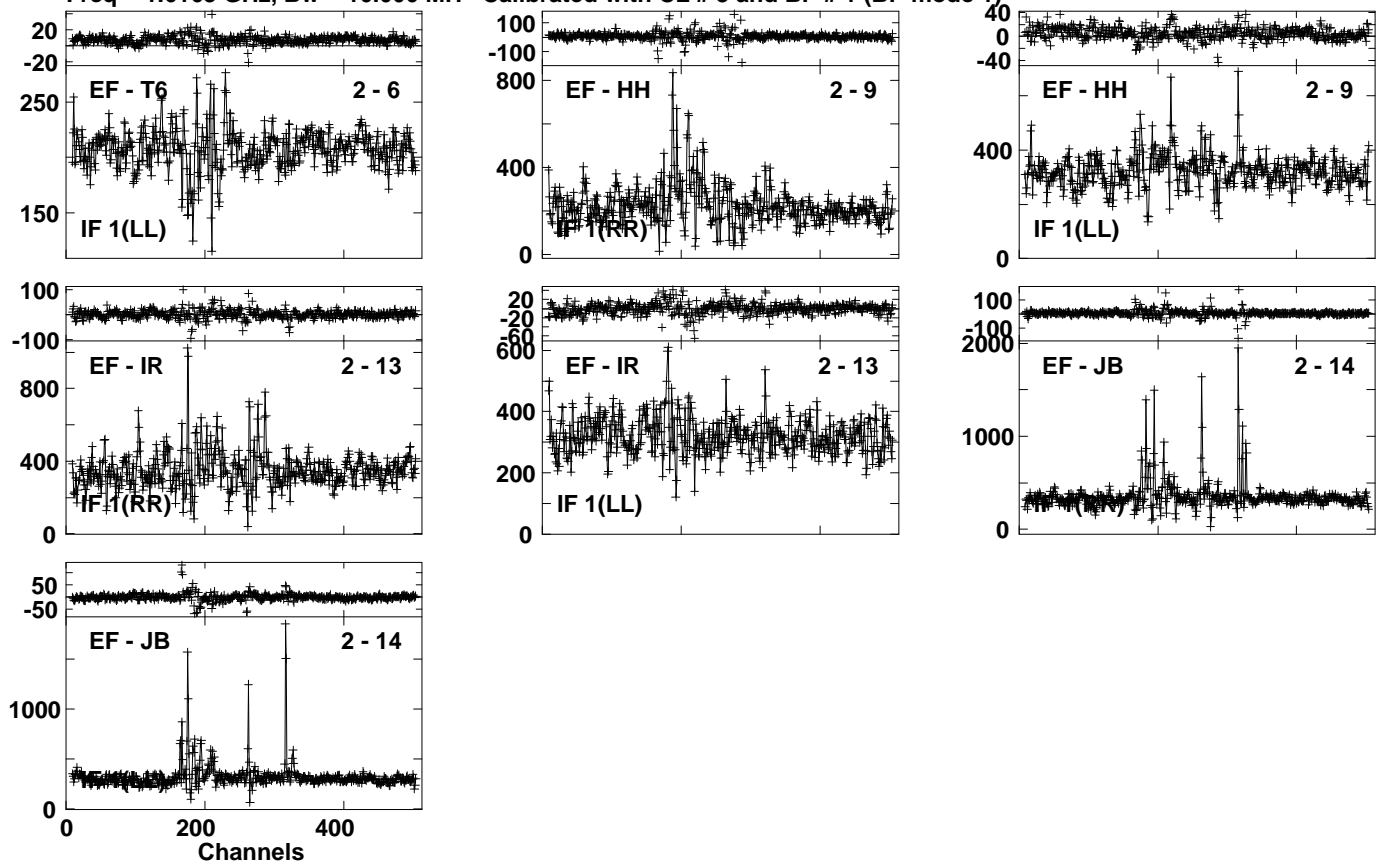


Lower frame: Ampl Jy Top frame: Phas deg
Vector averaged cross-power spectrum Several baselines displayed
Timerange: 00/05:09:21 to 00/05:10:49

Plot file version 262 created 01-FEB-2023 16:31:20

J1748+3404 EW022A 4.UVDATA.1

Freq = 1.6163 GHz, Bw = 16.000 MH Calibrated with CL # 3 and BP # 1 (BP mode 1)

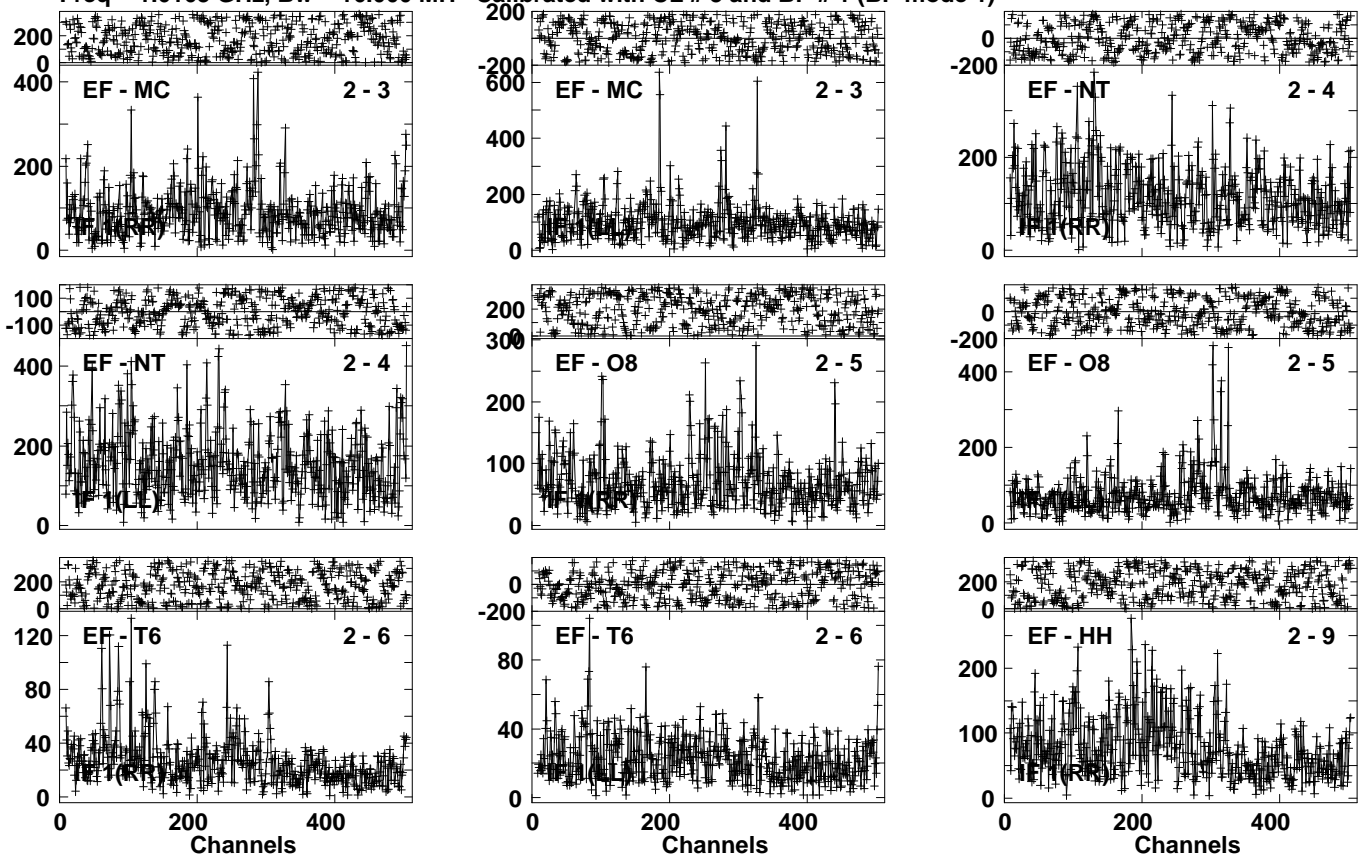


Lower frame: Milli Ampl Jy Top frame: Phas deg
Vector averaged cross-power spectrum Several baselines displayed
Timerange: 00/05:09:21 to 00/05:10:49

Plot file version 263 created 01-FEB-2023 16:31:20

IR17526N EW022A 4.UVDATA.1

Freq = 1.6163 GHz, Bw = 16.000 MH Calibrated with CL # 3 and BP # 1 (BP mode 1)

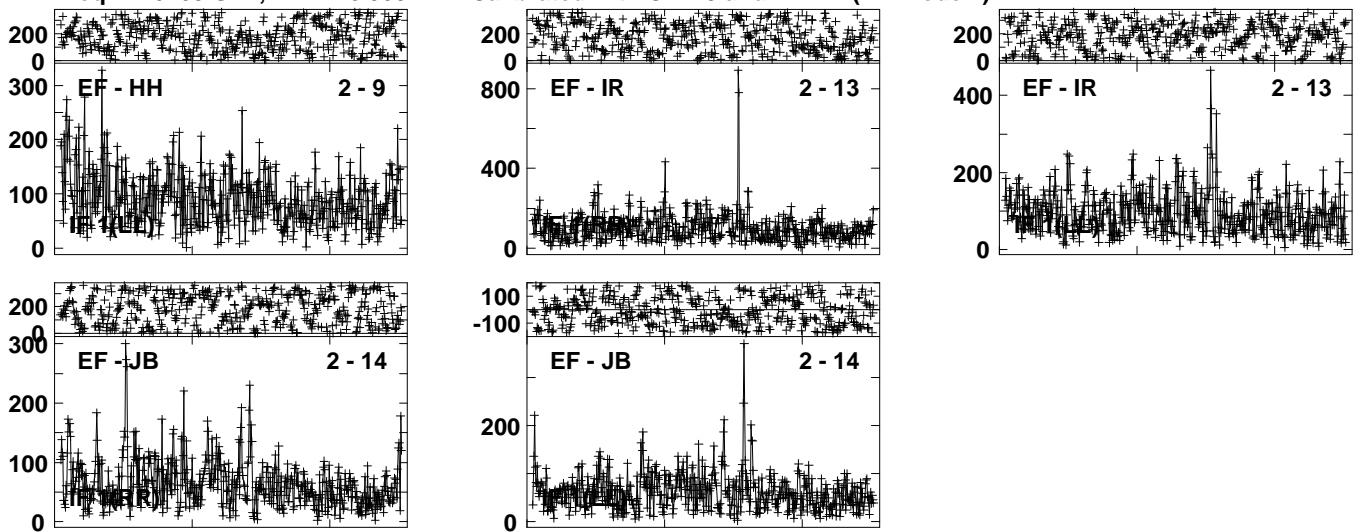


Lower frame: Milli Ampl Jy Top frame: Phas deg
Vector averaged cross-power spectrum Several baselines displayed
Timerange: 00/05:10:51 to 00/05:14:19

Plot file version 264 created 01-FEB-2023 16:31:20

IR17526N EW022A 4.UVDATA.1

Freq = 1.6163 GHz, Bw = 16.000 MH Calibrated with CL # 3 and BP # 1 (BP mode 1)

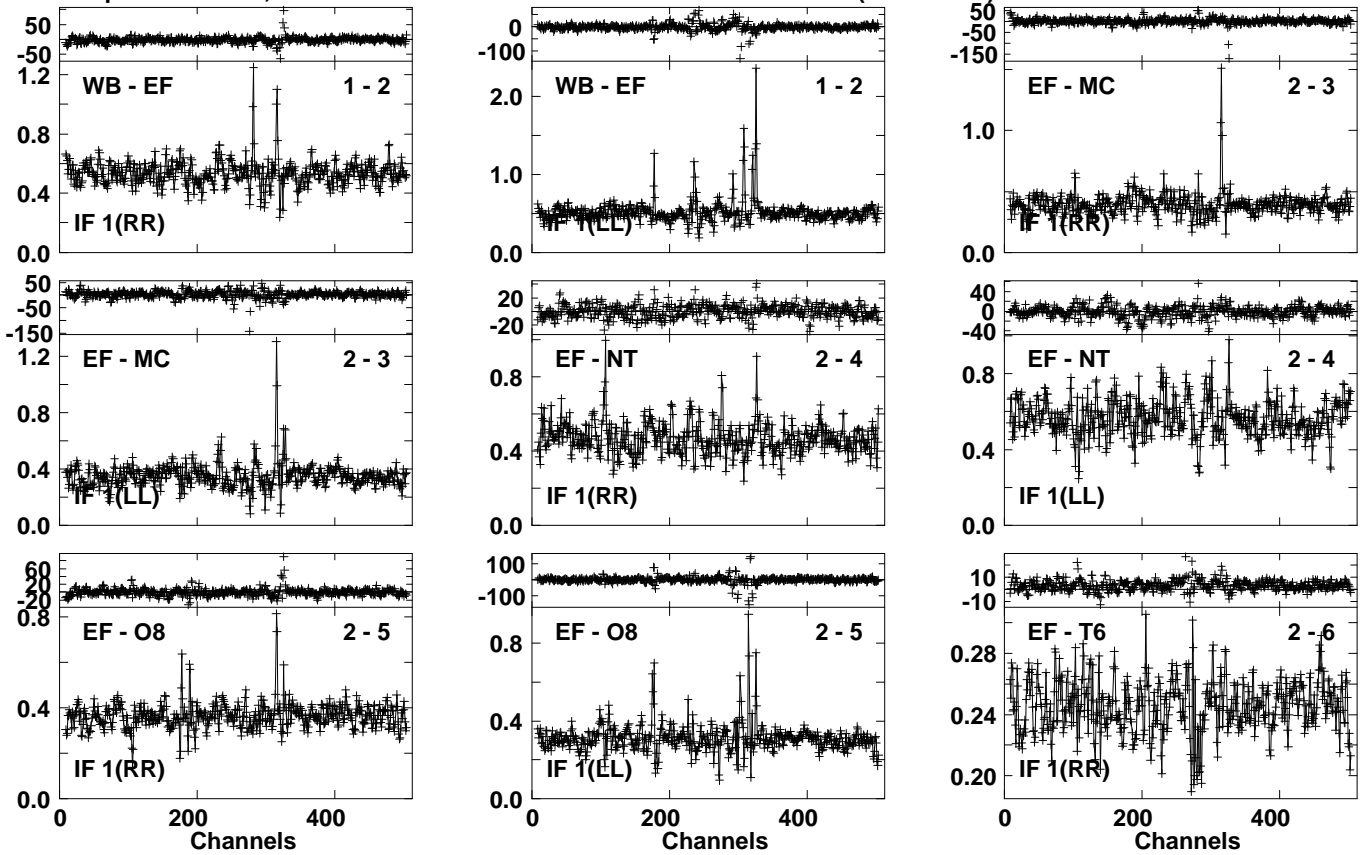


Lower frame: Milli Ampl Jy Top frame: Phas deg
Vector averaged cross-power spectrum Several baselines displayed
Timerange: 00/05:10:51 to 00/05:14:19

Plot file version 265 created 01-FEB-2023 16:31:21

J1748+3404 EW022A 4.UVDATA.1

Freq = 1.6163 GHz, Bw = 16.000 MH Calibrated with CL # 3 and BP # 1 (BP mode 1)

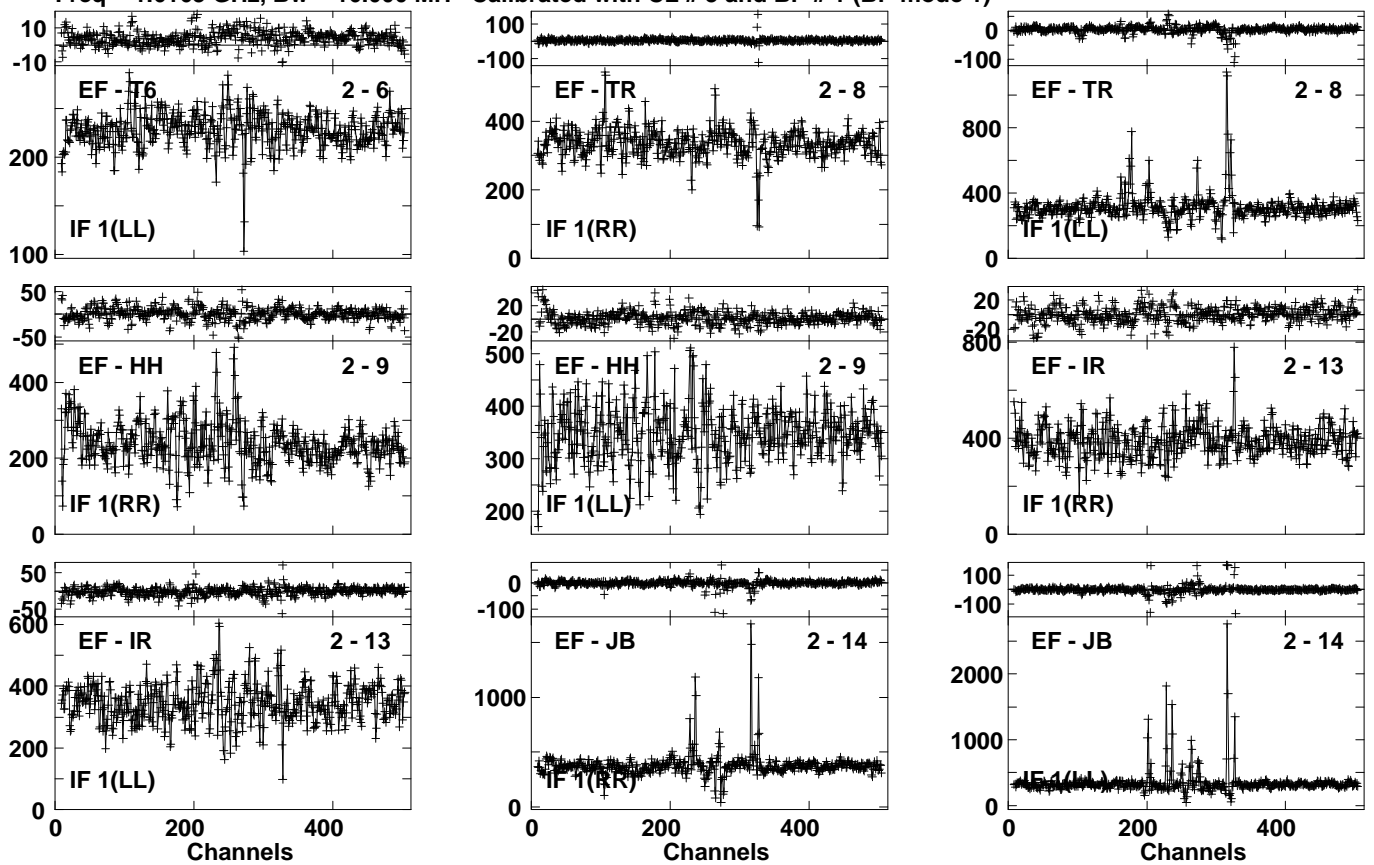


Lower frame: Ampl Jy Top frame: Phas deg
Vector averaged cross-power spectrum Several baselines displayed
Timerange: 00/05:14:51 to 00/05:15:49

Plot file version 266 created 01-FEB-2023 16:31:21

J1748+3404 EW022A 4.UVDATA.1

Freq = 1.6163 GHz, Bw = 16.000 MH Calibrated with CL # 3 and BP # 1 (BP mode 1)

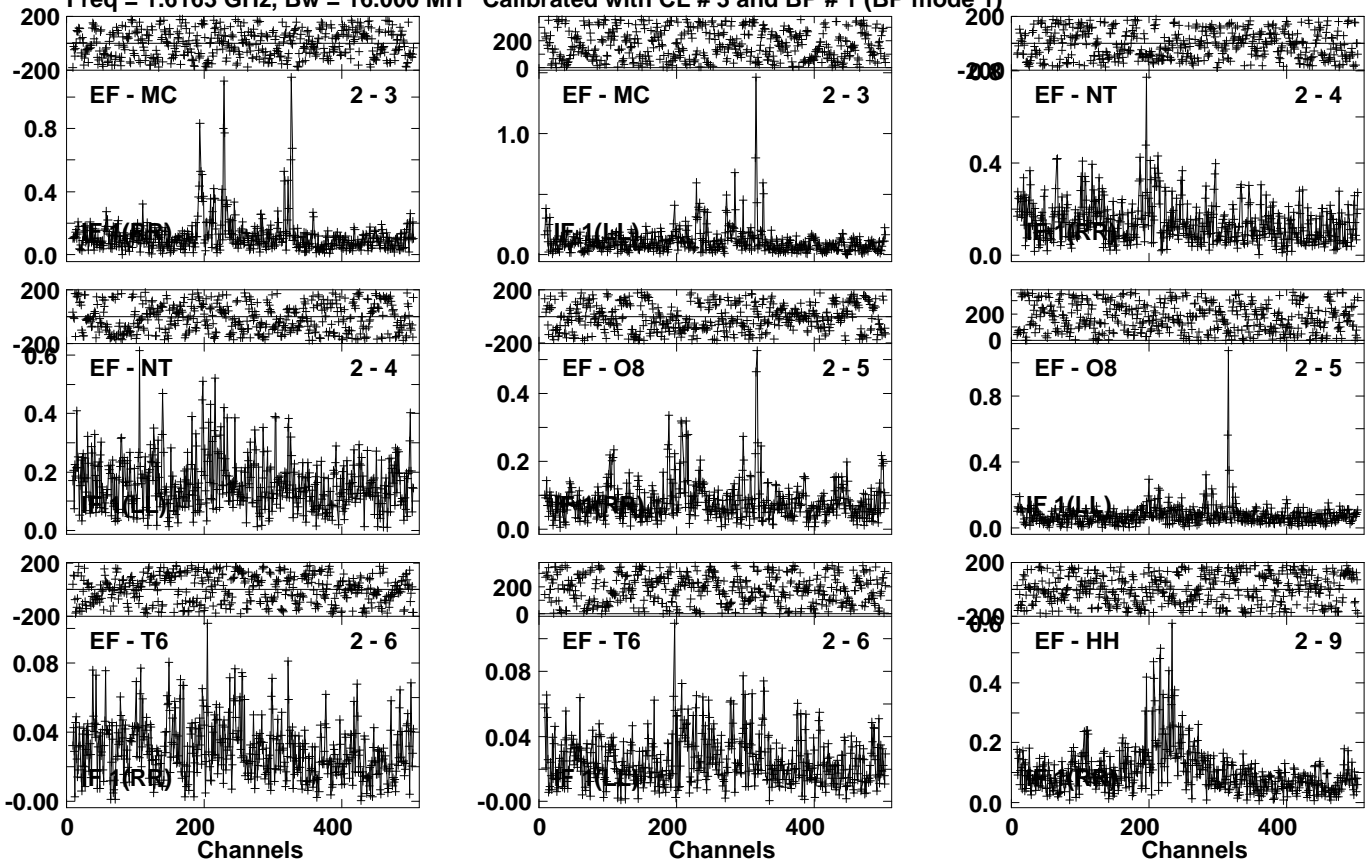


Lower frame: Milli Ampl Jy Top frame: Phas deg
Vector averaged cross-power spectrum Several baselines displayed
Timerange: 00/05:14:51 to 00/05:15:49

Plot file version 267 created 01-FEB-2023 16:31:21

IR17526N EW022A 4.UVDATA.1

Freq = 1.6163 GHz, Bw = 16.000 MH Calibrated with CL # 3 and BP # 1 (BP mode 1)



Lower frame: Ampl Jy Top frame: Phas deg

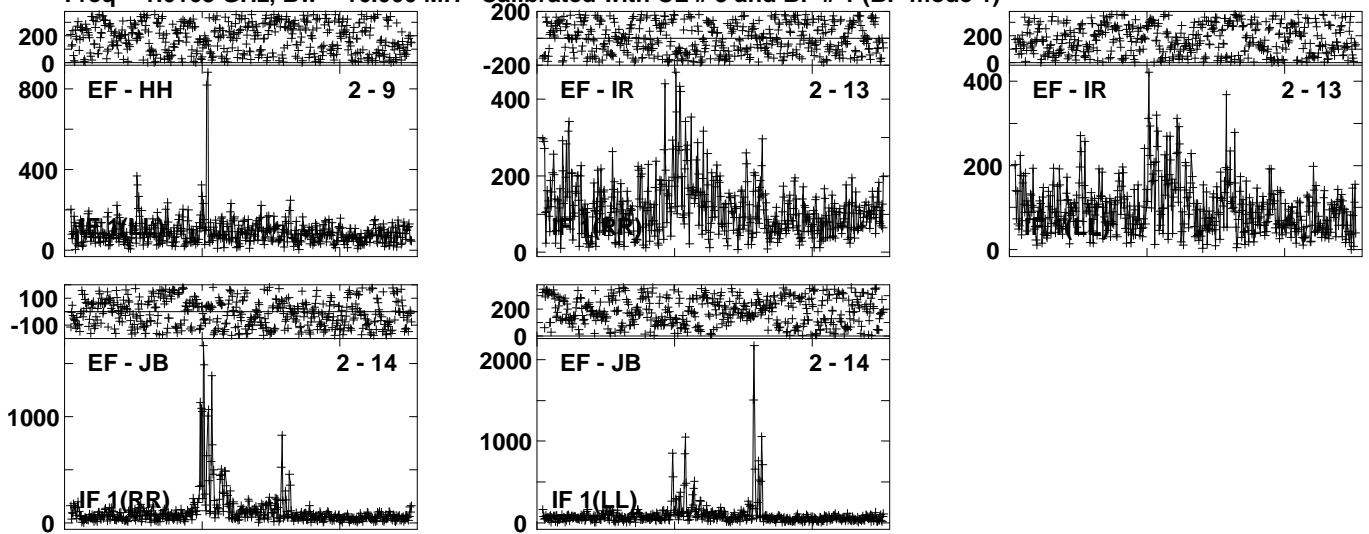
Vector averaged cross-power spectrum Several baselines displayed

Timerange: 00/05:15:51 to 00/05:19:19

Plot file version 268 created 01-FEB-2023 16:31:21

IR17526N EW022A 4.UVDATA.1

Freq = 1.6163 GHz, Bw = 16.000 MH Calibrated with CL # 3 and BP # 1 (BP mode 1)

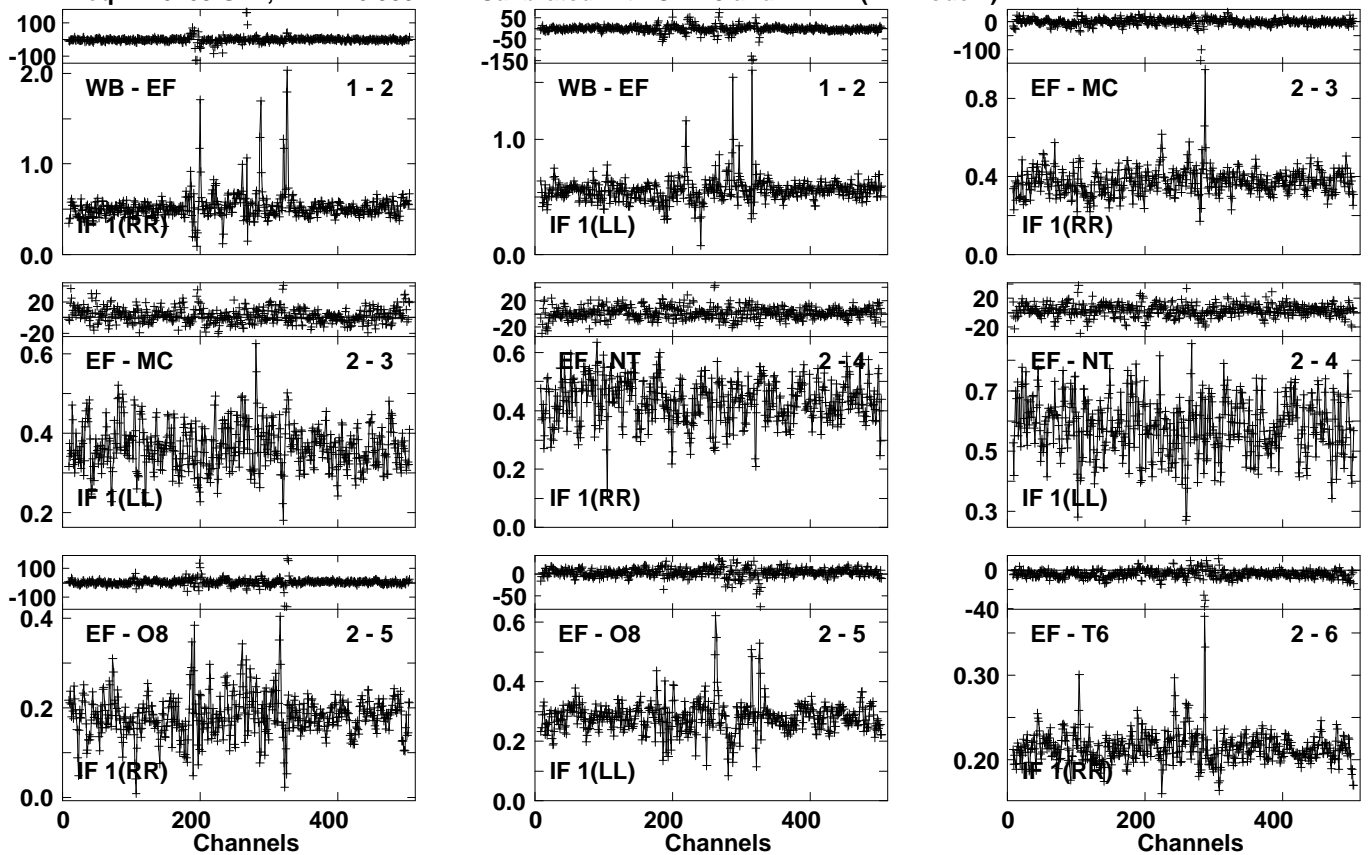


Lower frame: Milli Ampl Jy Top frame: Phas deg
Vector averaged cross-power spectrum Several baselines displayed
Timerange: 00/05:15:51 to 00/05:19:19

Plot file version 269 created 01-FEB-2023 16:31:21

J1748+3404 EW022A 4.UVDATA.1

Freq = 1.6163 GHz, Bw = 16.000 MH Calibrated with CL # 3 and BP # 1 (BP mode 1)

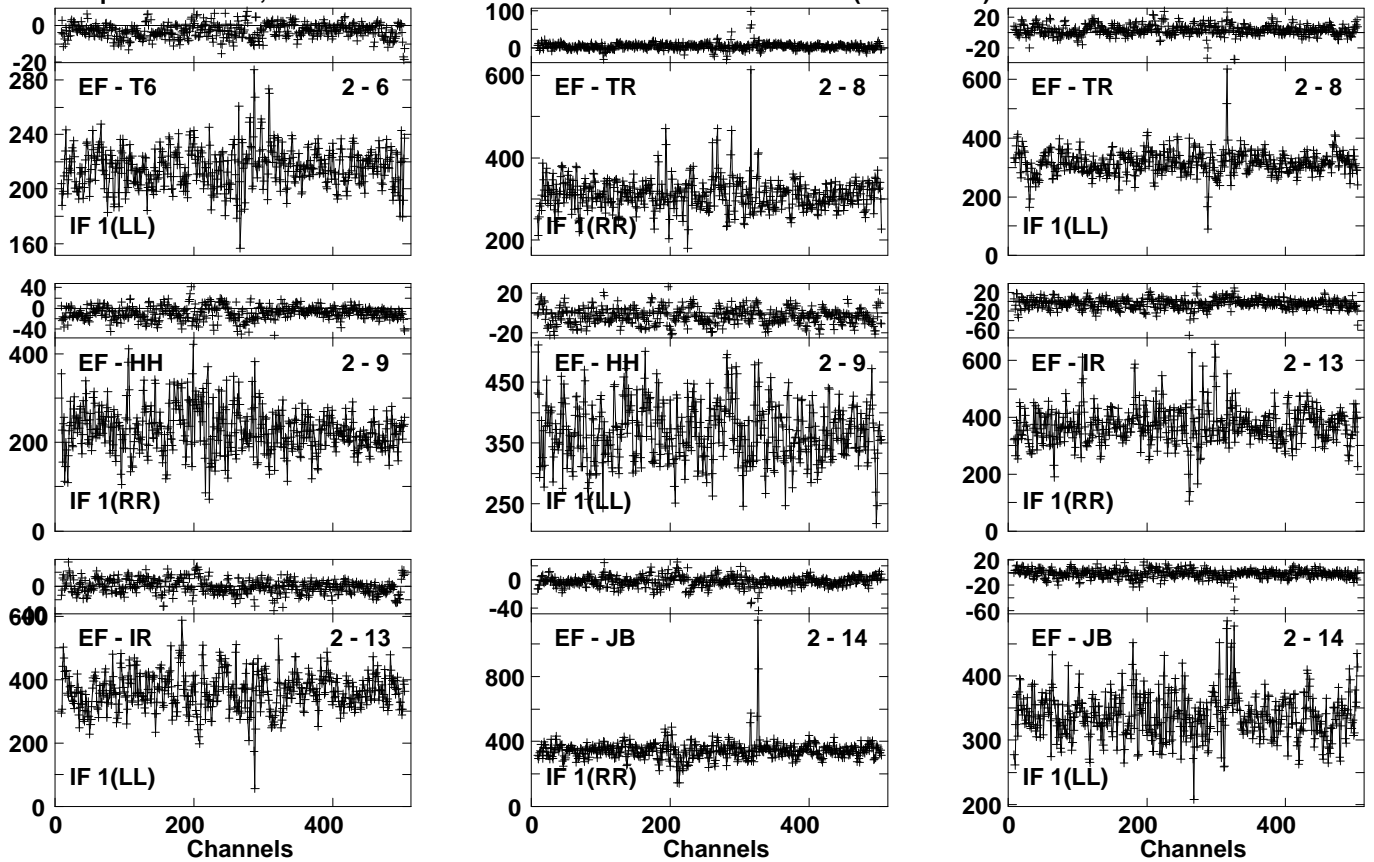


Lower frame: Ampl Jy Top frame: Phas deg
Vector averaged cross-power spectrum Several baselines displayed
Timerange: 00/05:19:21 to 00/05:20:49

Plot file version 270 created 01-FEB-2023 16:31:22

J1748+3404 EW022A 4.UVDATA.1

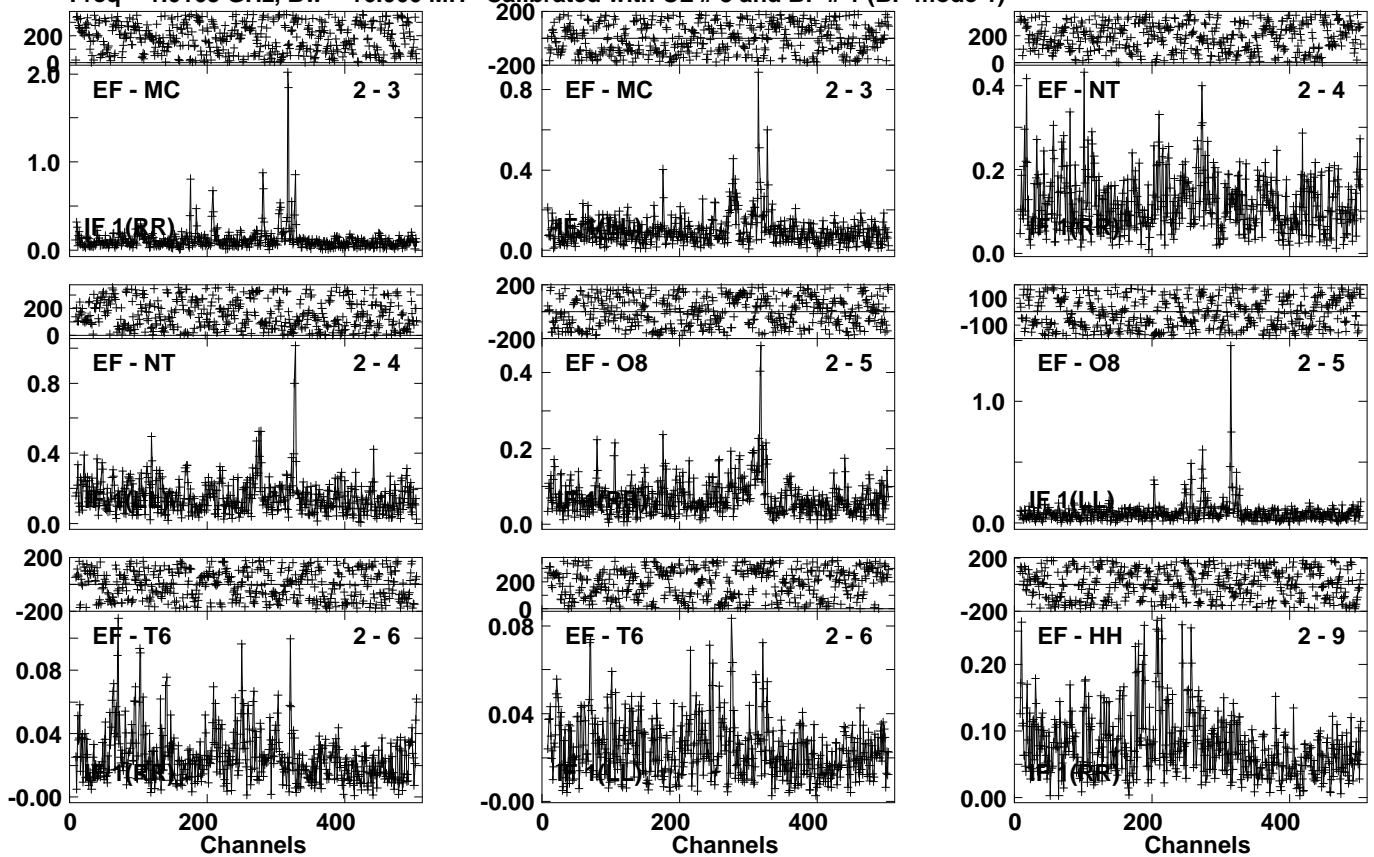
Freq = 1.6163 GHz, Bw = 16.000 MH Calibrated with CL # 3 and BP # 1 (BP mode 1)



Plot file version 271 created 01-FEB-2023 16:31:22

IR17526N EW022A 4.UVDATA.1

Freq = 1.6163 GHz, Bw = 16.000 MH Calibrated with CL # 3 and BP # 1 (BP mode 1)

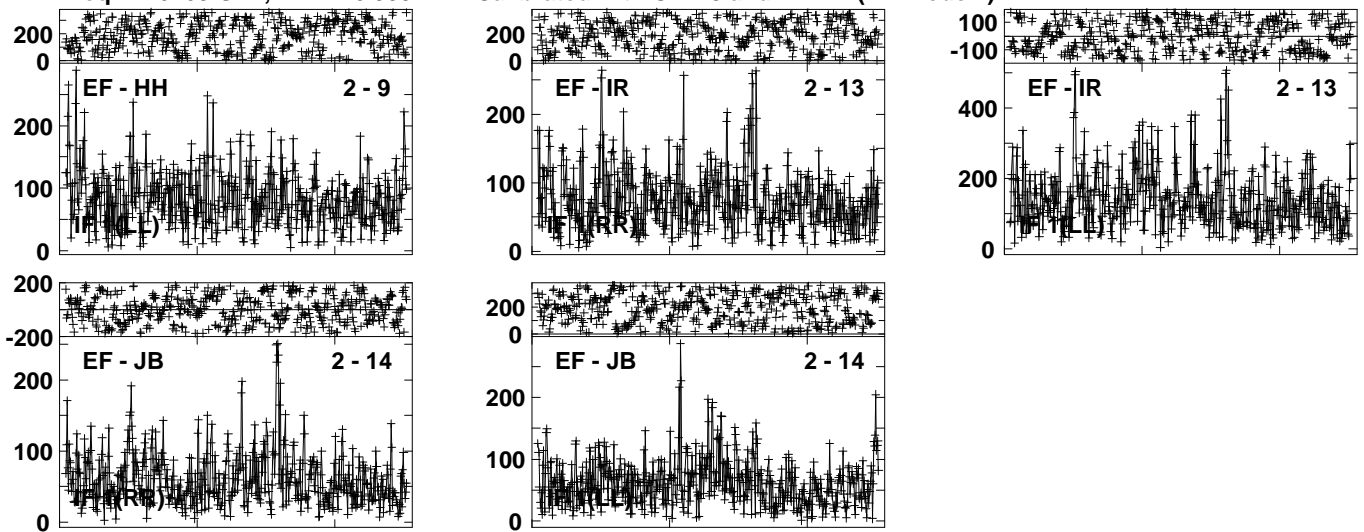


Lower frame: Ampl Jy Top frame: Phas deg
Vector averaged cross-power spectrum Several baselines displayed
Timerange: 00/05:20:51 to 00/05:24:19

Plot file version 272 created 01-FEB-2023 16:31:22

IR17526N EW022A 4.UVDATA.1

Freq = 1.6163 GHz, Bw = 16.000 MH Calibrated with CL # 3 and BP # 1 (BP mode 1)

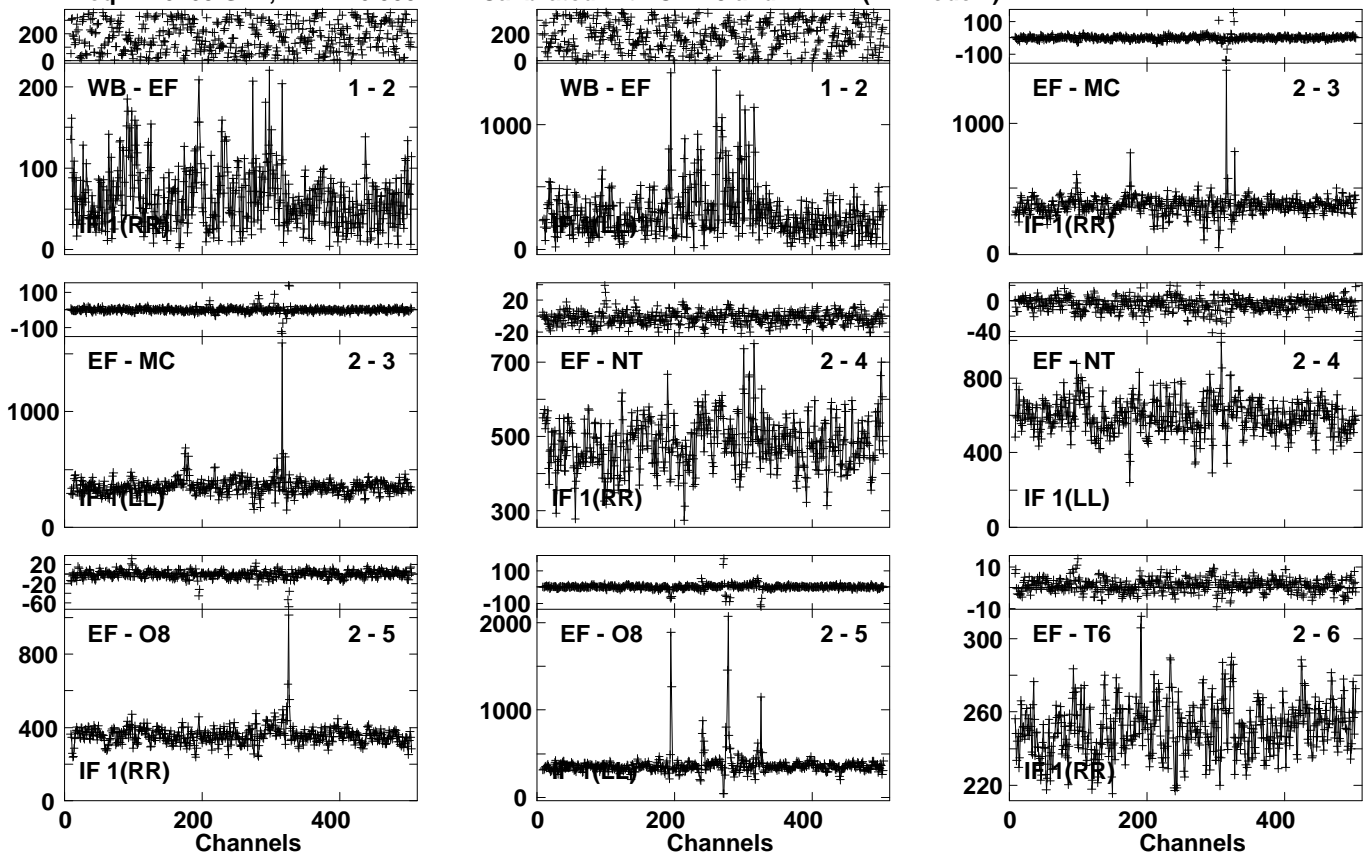


Lower frame: Milli Ampl Jy Top frame: Phas deg
Vector averaged cross-power spectrum Several baselines displayed
Timerange: 00/05:20:51 to 00/05:24:19

Plot file version 273 created 01-FEB-2023 16:31:22

J1748+3404 EW022A 4.UVDATA.1

Freq = 1.6163 GHz, Bw = 16.000 MH Calibrated with CL # 3 and BP # 1 (BP mode 1)

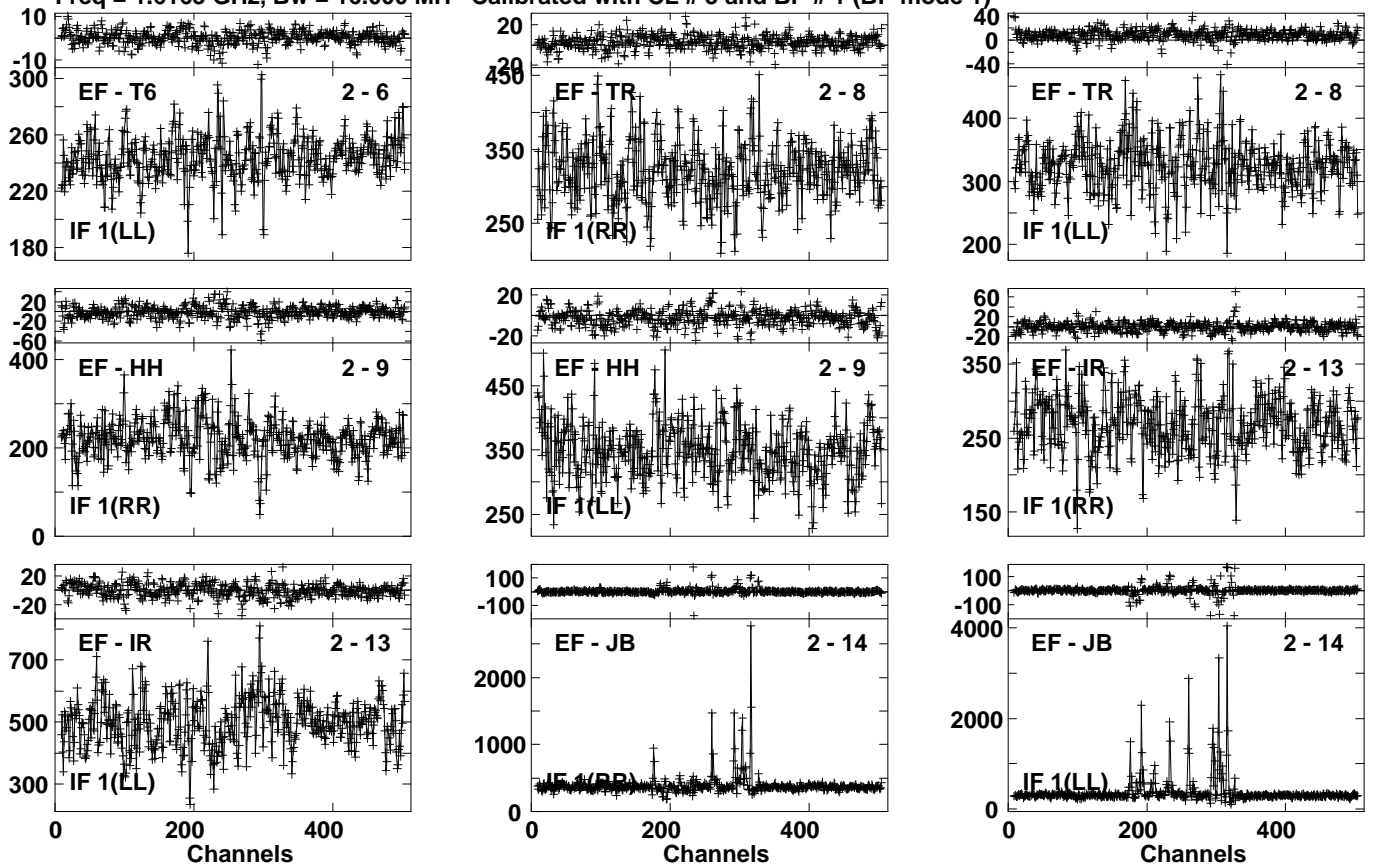


Lower frame: Milli Ampl Jy Top frame: Phas deg
Vector averaged cross-power spectrum Several baselines displayed
Timerange: 00/05:24:51 to 00/05:25:49

Plot file version 274 created 01-FEB-2023 16:31:22

J1748+3404 EW022A 4.UVDATA.1

Freq = 1.6163 GHz, Bw = 16.000 MH Calibrated with CL # 3 and BP # 1 (BP mode 1)

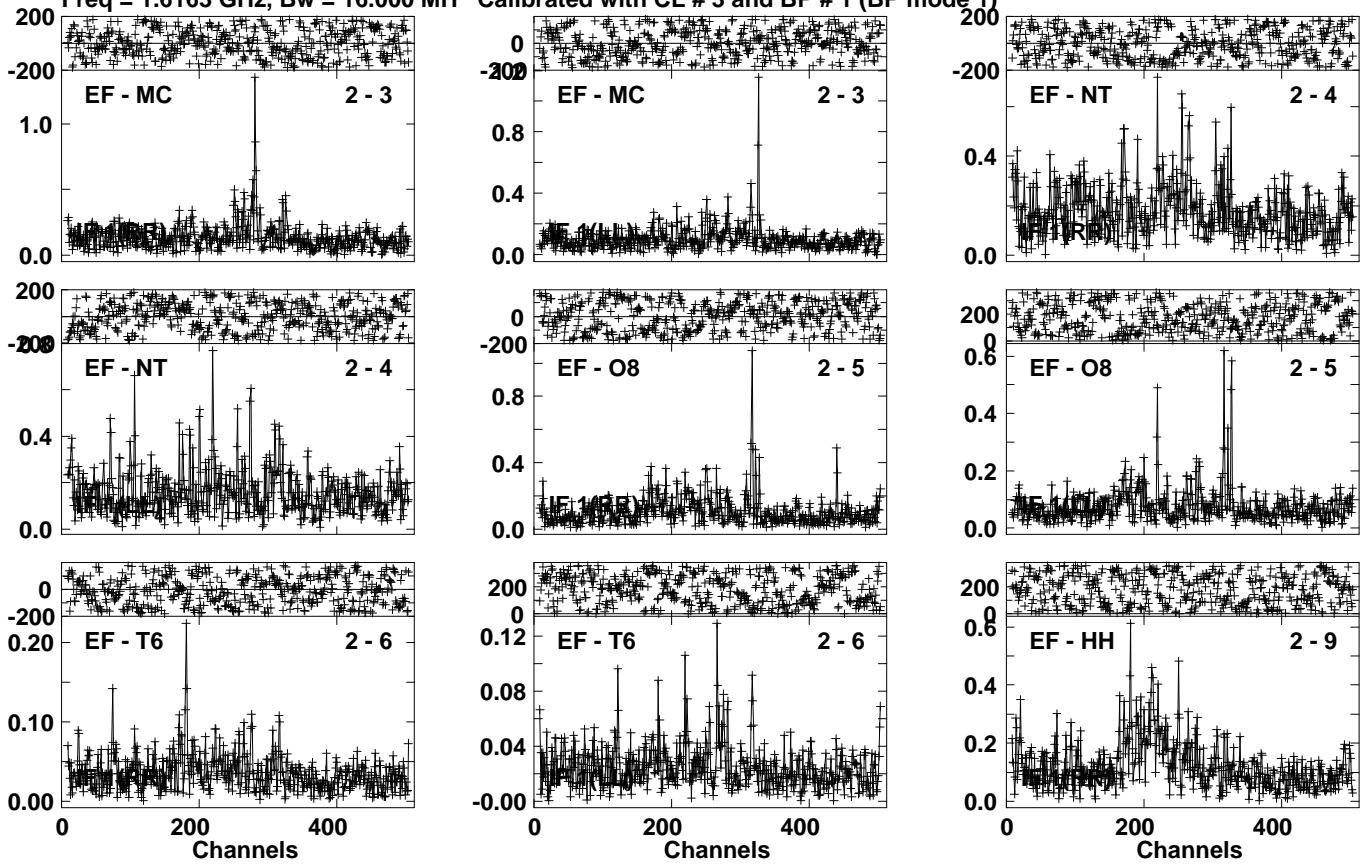


Lower frame: Milli Ampl Jy Top frame: Phas deg
Vector averaged cross-power spectrum Several baselines displayed
Timerange: 00/05:24:51 to 00/05:25:49

Plot file version 275 created 01-FEB-2023 16:31:23

IR17526N EW022A 4.UVDATA.1

Freq = 1.6163 GHz, Bw = 16.000 MH Calibrated with CL # 3 and BP # 1 (BP mode 1)



Lower frame: Ampl Jy Top frame: Phas deg

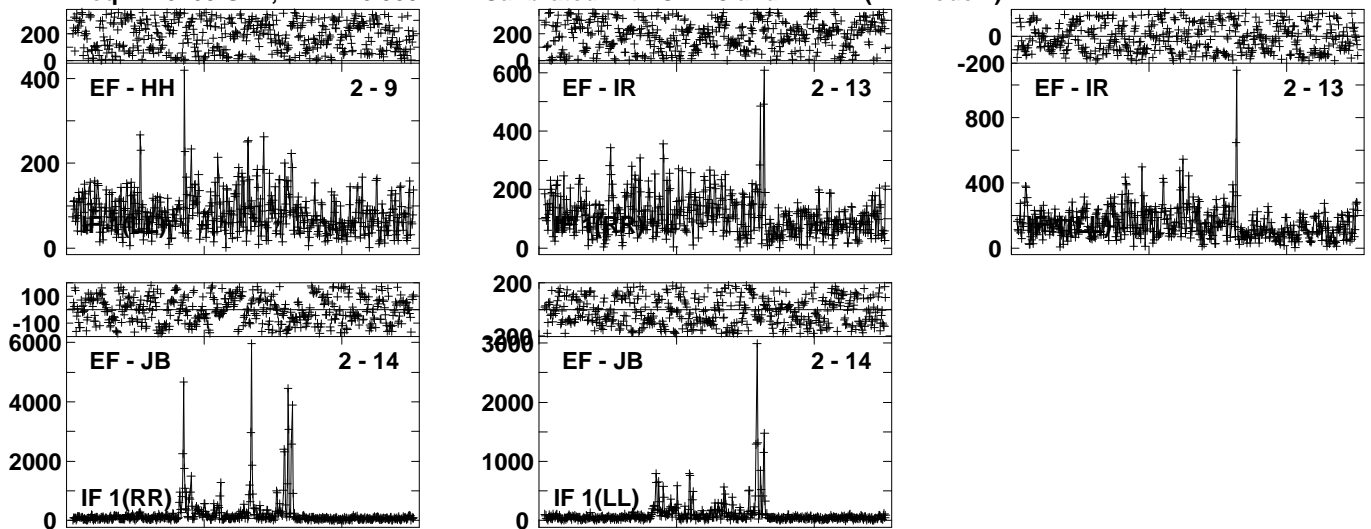
Vector averaged cross-power spectrum Several baselines displayed

Timerange: 00/05:25:51 to 00/05:29:19

Plot file version 276 created 01-FEB-2023 16:31:23

IR17526N EW022A 4.UVDATA.1

Freq = 1.6163 GHz, Bw = 16.000 MH Calibrated with CL # 3 and BP # 1 (BP mode 1)

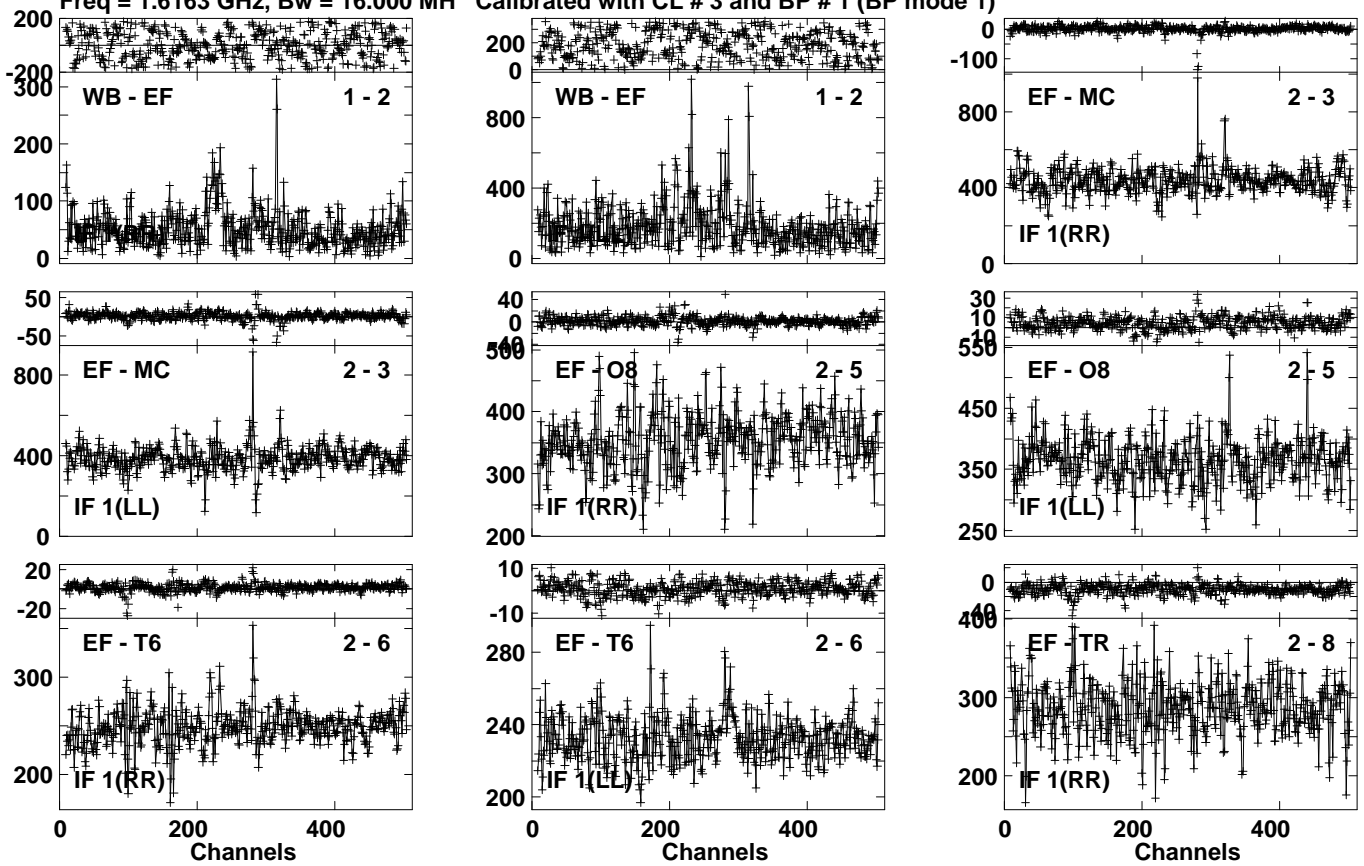


Lower frame: Milli Ampl Jy Top frame: Phas deg
Vector averaged cross-power spectrum Several baselines displayed
Timerange: 00/05:25:51 to 00/05:29:19

Plot file version 277 created 01-FEB-2023 16:31:23

J1748+3404 EW022A 4.UVDATA.1

Freq = 1.6163 GHz, Bw = 16.000 MH Calibrated with CL # 3 and BP # 1 (BP mode 1)

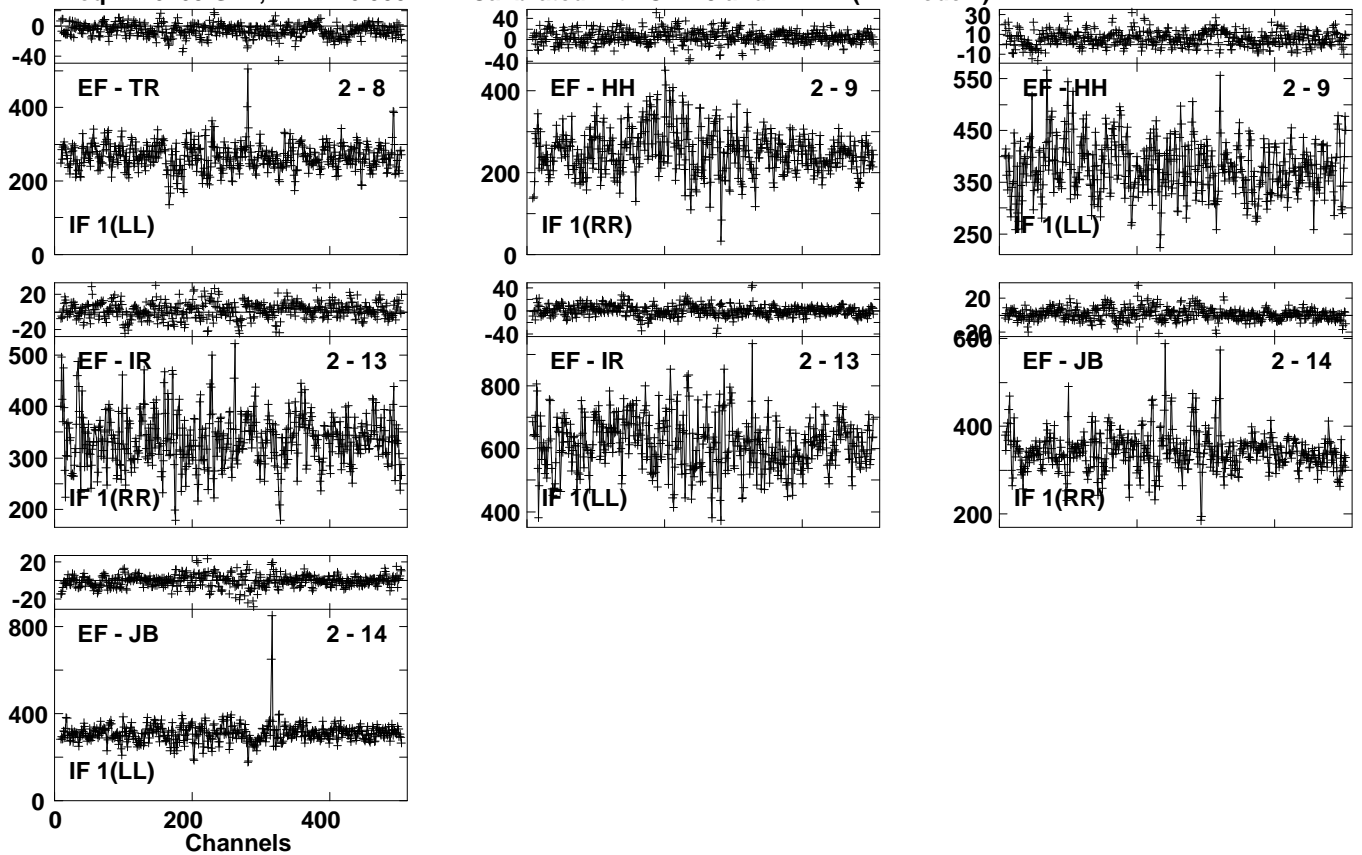


Lower frame: Milli Ampl Jy Top frame: Phas deg
Vector averaged cross-power spectrum Several baselines displayed
Timerange: 00/05:29:21 to 00/05:30:49

Plot file version 278 created 01-FEB-2023 16:31:23

J1748+3404 EW022A 4.UVDATA.1

Freq = 1.6163 GHz, Bw = 16.000 MH Calibrated with CL # 3 and BP # 1 (BP mode 1)



Lower frame: Milli Ampl Jy Top frame: Phas deg

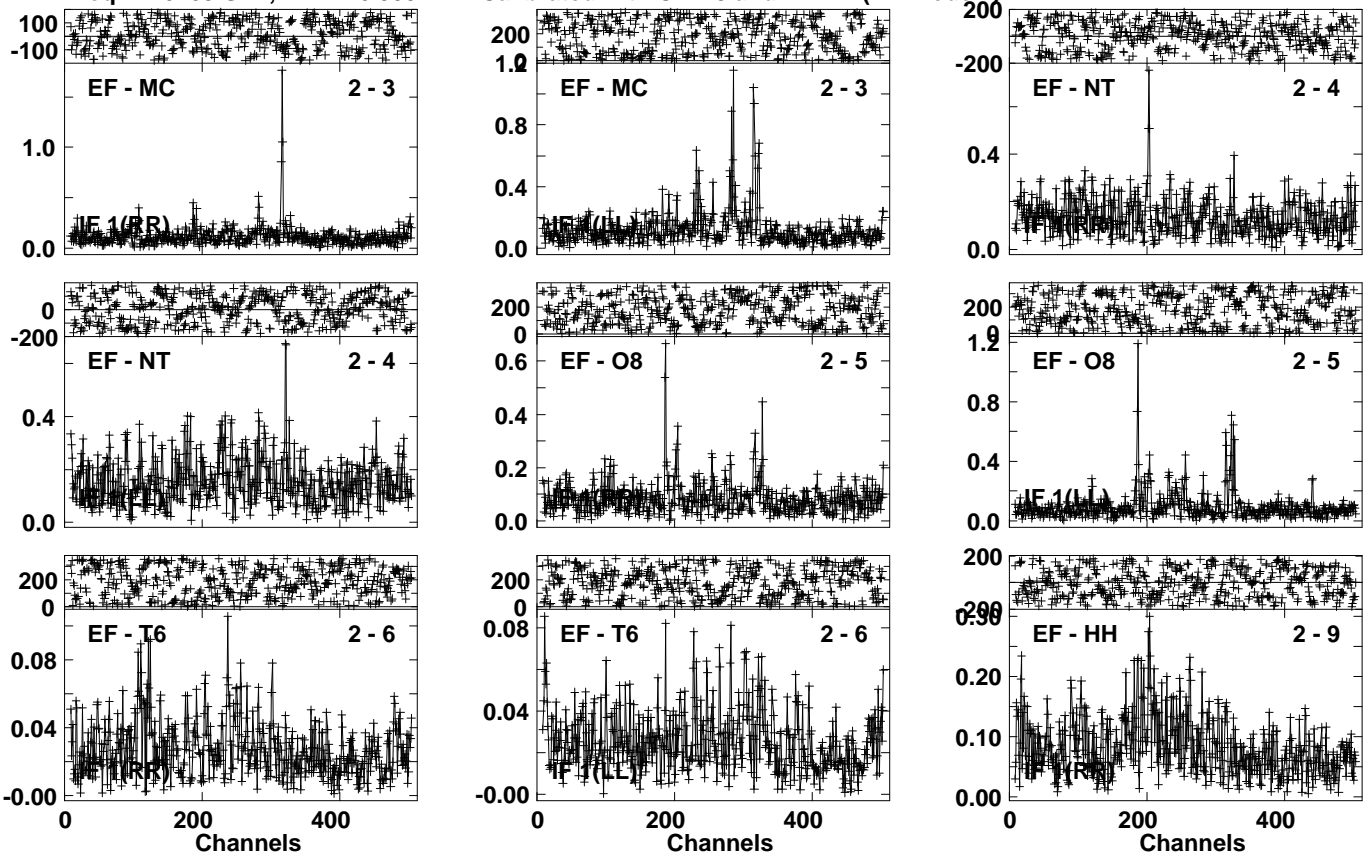
Vector averaged cross-power spectrum Several baselines displayed

Timerange: 00/05:29:21 to 00/05:30:49

Plot file version 279 created 01-FEB-2023 16:31:24

IR17526N EW022A 4.UVDATA.1

Freq = 1.6163 GHz, Bw = 16.000 MH Calibrated with CL # 3 and BP # 1 (BP mode 1)

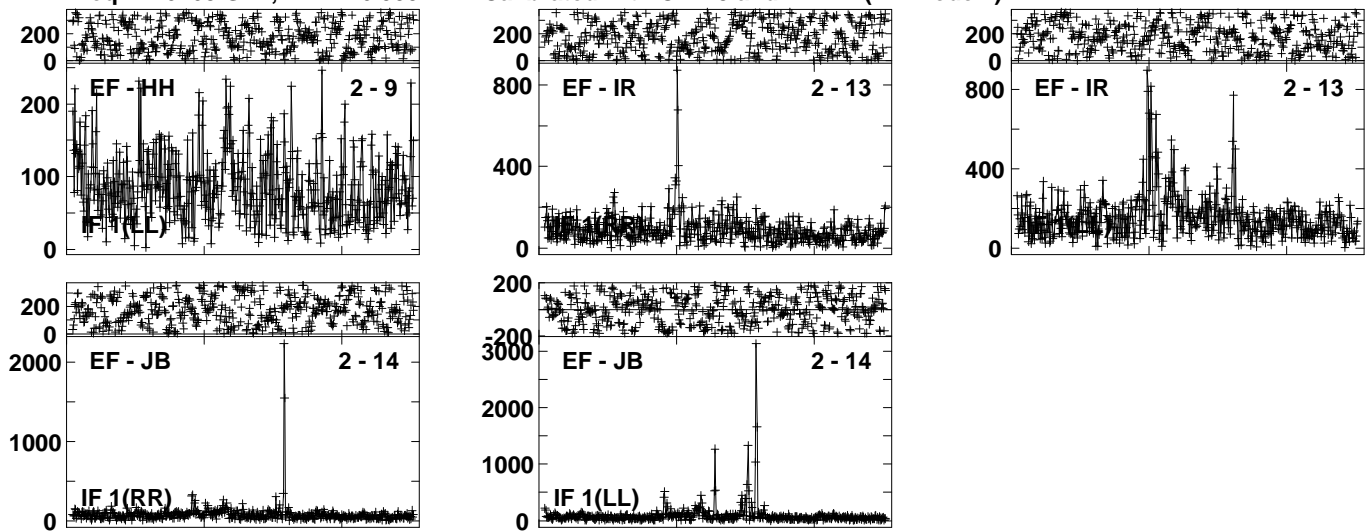


Lower frame: Ampl Jy Top frame: Phas deg
Vector averaged cross-power spectrum Several baselines displayed
Timerange: 00/05:30:51 to 00/05:34:19

Plot file version 280 created 01-FEB-2023 16:31:24

IR17526N EW022A 4.UVDATA.1

Freq = 1.6163 GHz, Bw = 16.000 MH Calibrated with CL # 3 and BP # 1 (BP mode 1)

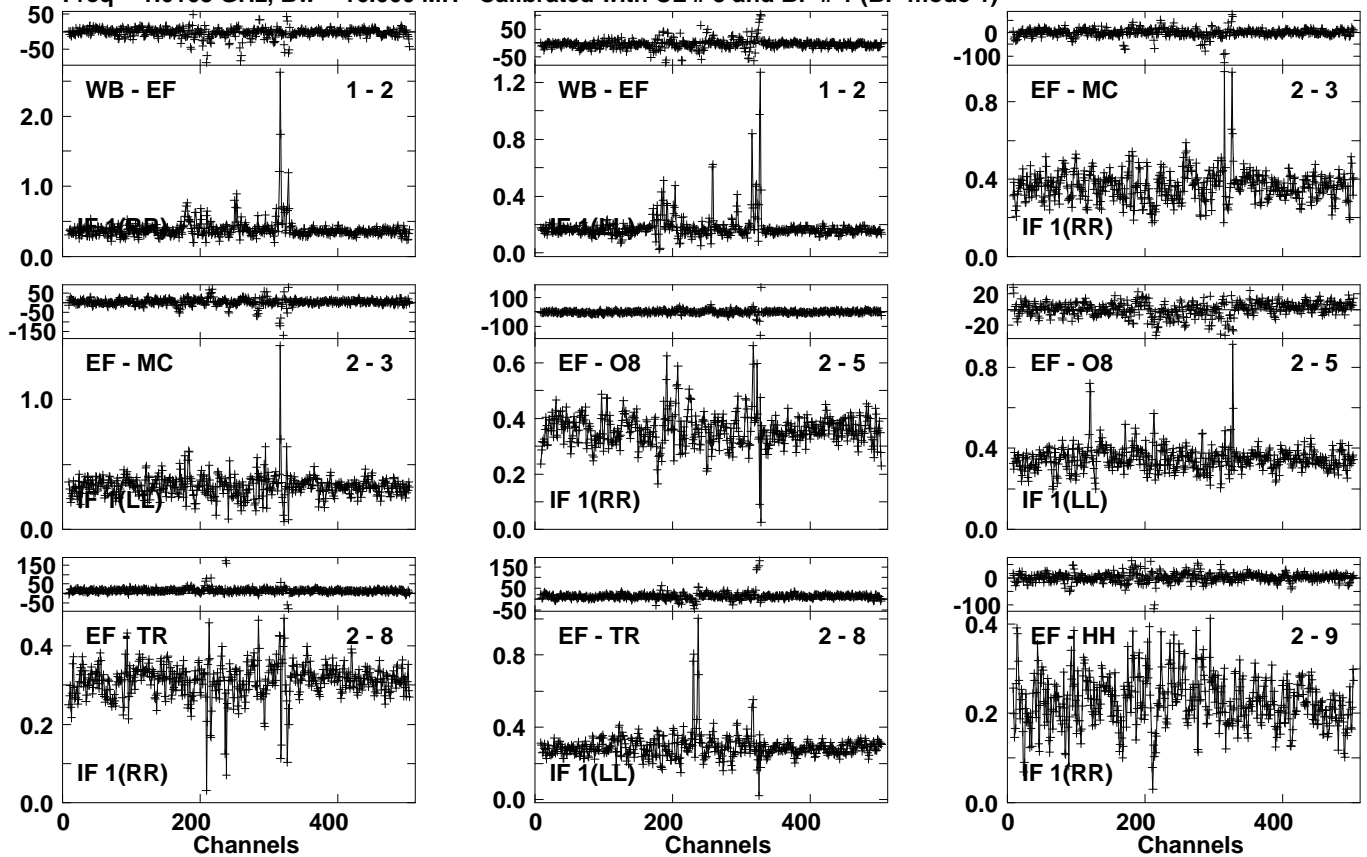


Lower frame: Milli Ampl Jy Top frame: Phas deg
Vector averaged cross-power spectrum Several baselines displayed
Timerange: 00/05:30:51 to 00/05:34:19

Plot file version 281 created 01-FEB-2023 16:31:24

J1748+3404 EW022A 4.UVDATA.1

Freq = 1.6163 GHz, Bw = 16.000 MH Calibrated with CL # 3 and BP # 1 (BP mode 1)

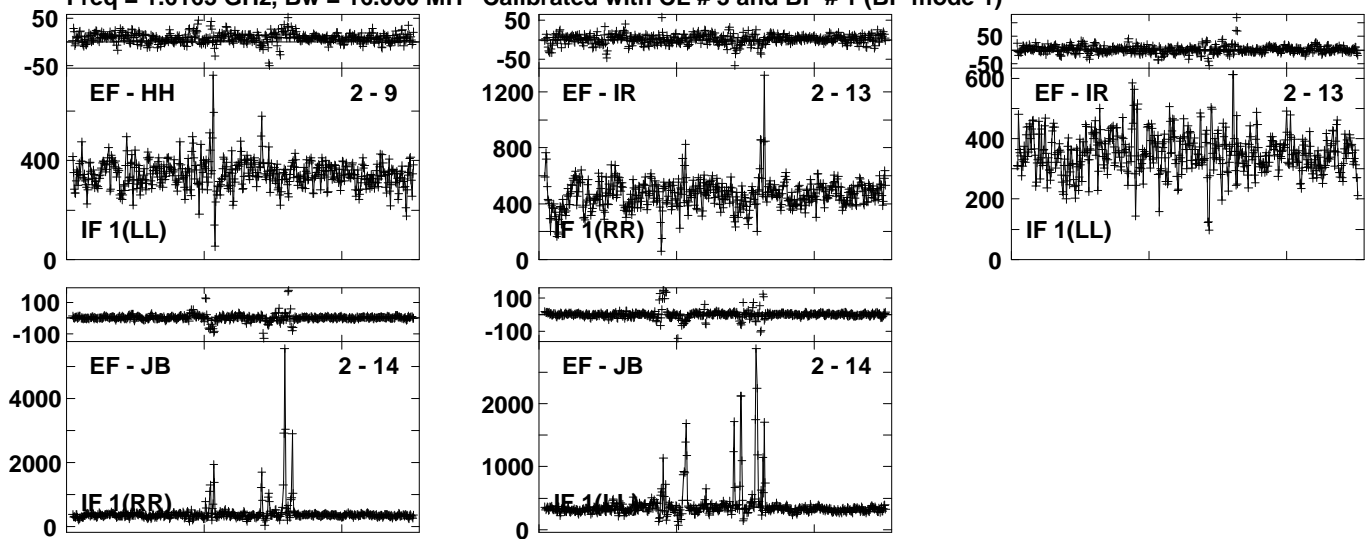


Lower frame: Ampl Jy Top frame: Phas deg
Vector averaged cross-power spectrum Several baselines displayed
Timerange: 00/05:34:51 to 00/05:35:49

Plot file version 282 created 01-FEB-2023 16:31:24

J1748+3404 EW022A 4.UVDATA.1

Freq = 1.6163 GHz, Bw = 16.000 MH Calibrated with CL # 3 and BP # 1 (BP mode 1)

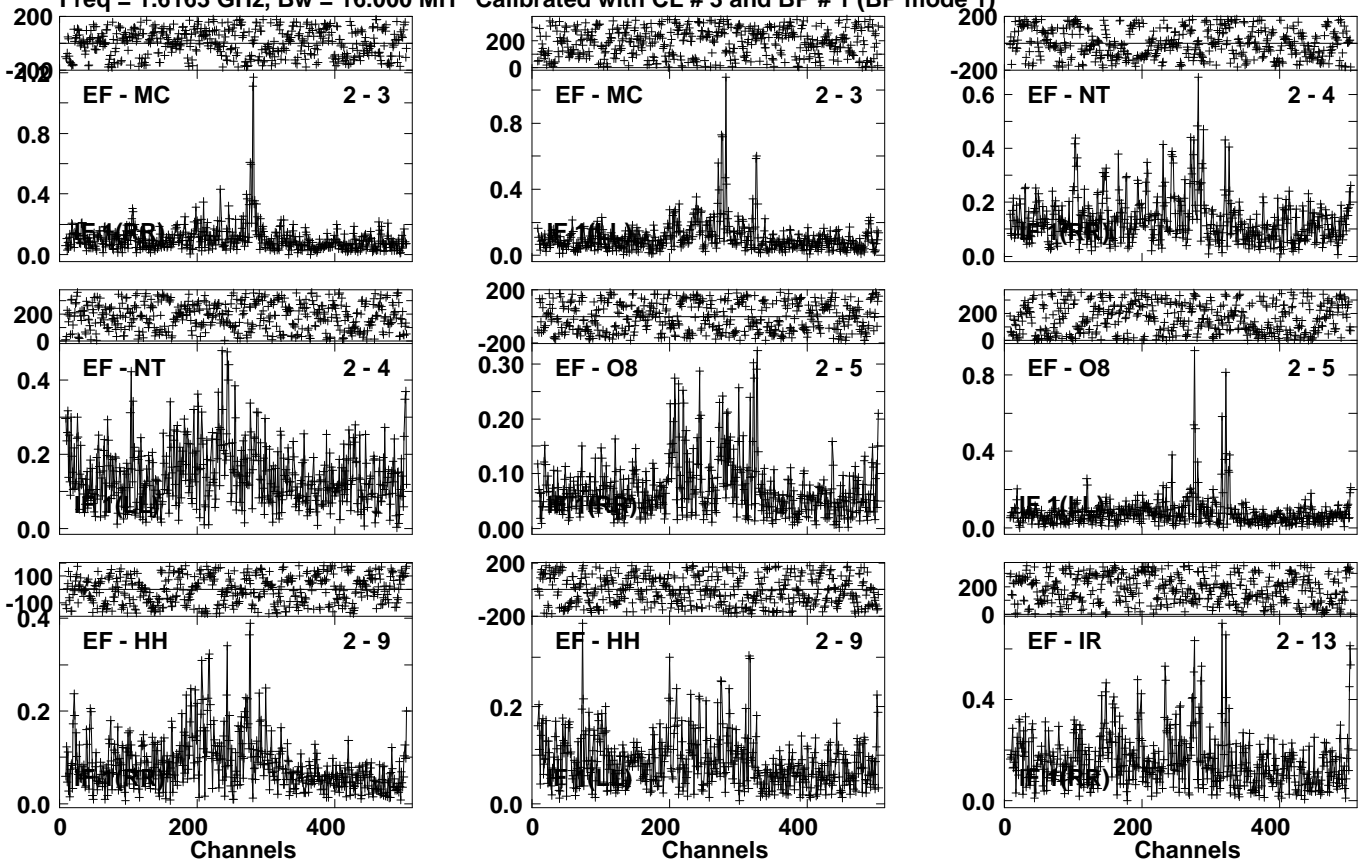


Lower frame: Milli Ampl Jy Top frame: Phas deg
Vector averaged cross-power spectrum Several baselines displayed
Timerange: 00/05:34:51 to 00/05:35:49

Plot file version 283 created 01-FEB-2023 16:31:25

IR17526N EW022A 4.UVDATA.1

Freq = 1.6163 GHz, Bw = 16.000 MH Calibrated with CL # 3 and BP # 1 (BP mode 1)



Lower frame: Ampl Jy Top frame: Phas deg

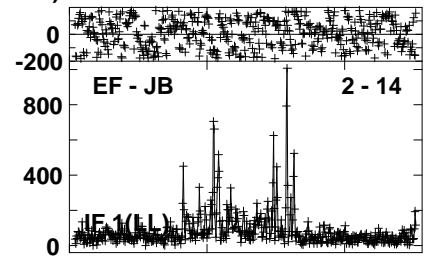
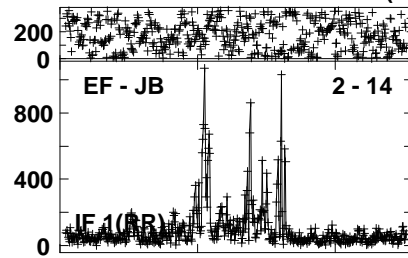
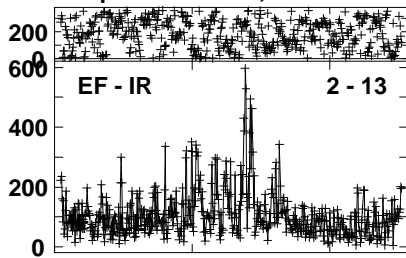
Vector averaged cross-power spectrum Several baselines displayed

Timerange: 00/05:35:51 to 00/05:39:19

Plot file version 284 created 01-FEB-2023 16:31:25

IR17526N EW022A 4.UVDATA.1

Freq = 1.6163 GHz, Bw = 16.000 MH Calibrated with CL # 3 and BP # 1 (BP mode 1)

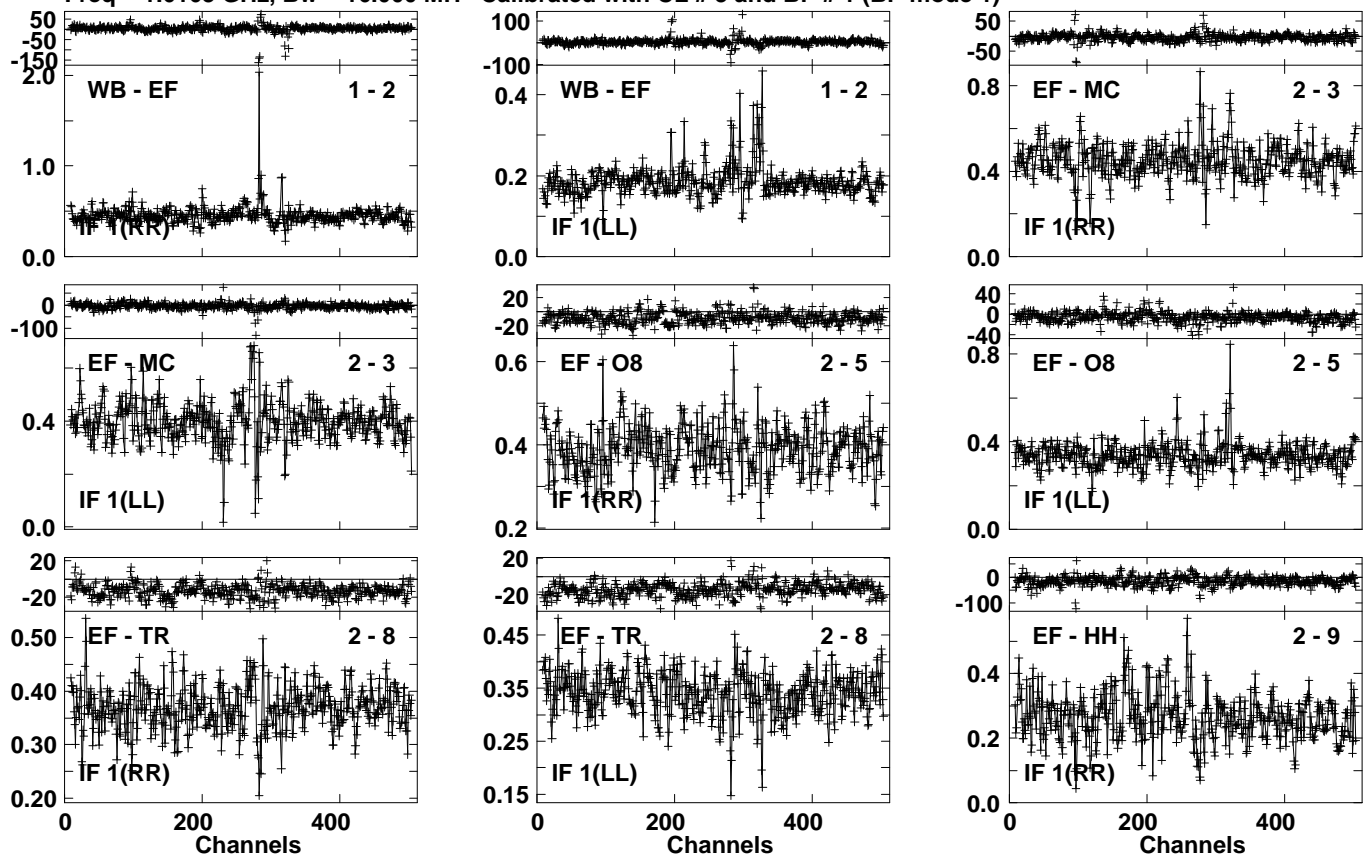


Lower frame: Milli Ampl Jy Top frame: Phas deg
Vector averaged cross-power spectrum Several baselines displayed
Timerange: 00/05:35:51 to 00/05:39:19

Plot file version 285 created 01-FEB-2023 16:31:25

J1748+3404 EW022A 4.UVDATA.1

Freq = 1.6163 GHz, Bw = 16.000 MH Calibrated with CL # 3 and BP # 1 (BP mode 1)

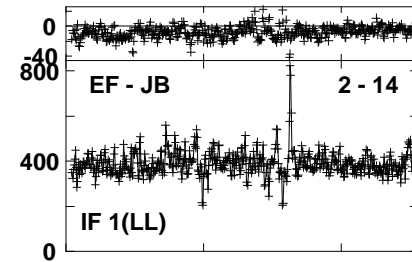
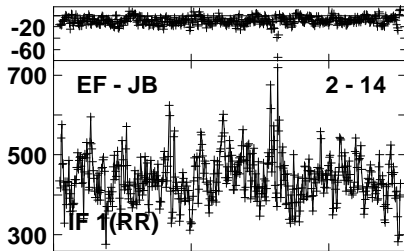
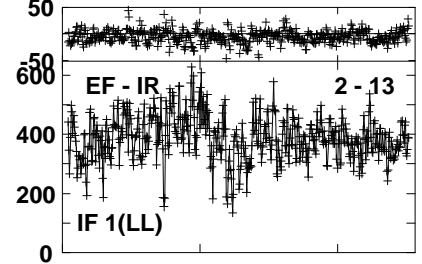
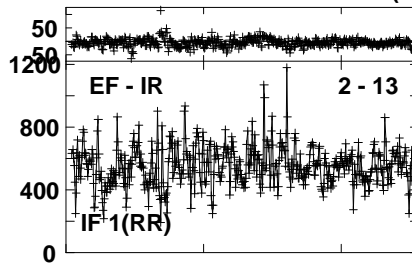
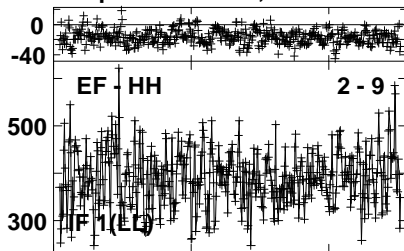


Lower frame: Ampl Jy Top frame: Phas deg
Vector averaged cross-power spectrum Several baselines displayed
Timerange: 00/05:39:21 to 00/05:40:49

Plot file version 286 created 01-FEB-2023 16:31:25

J1748+3404 EW022A 4.UVDATA.1

Freq = 1.6163 GHz, Bw = 16.000 MH Calibrated with CL # 3 and BP # 1 (BP mode 1)

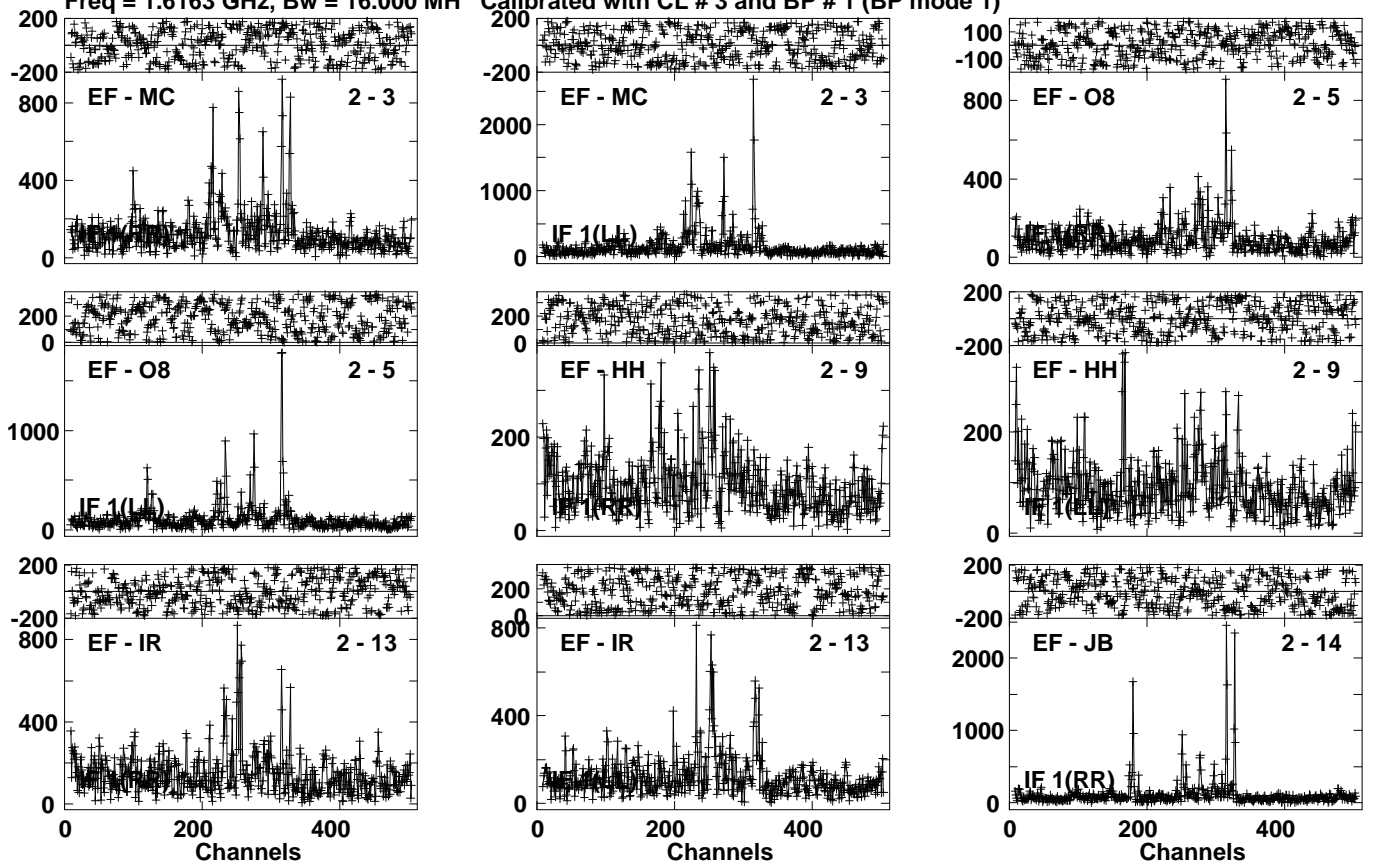


Lower frame: Milli Ampl Jy Top frame: Phas deg
Vector averaged cross-power spectrum Several baselines displayed
Timerange: 00/05:39:21 to 00/05:40:49

Plot file version 287 created 01-FEB-2023 16:31:25

IR17526N EW022A 4.UVDATA.1

Freq = 1.6163 GHz, Bw = 16.000 MH Calibrated with CL # 3 and BP # 1 (BP mode 1)

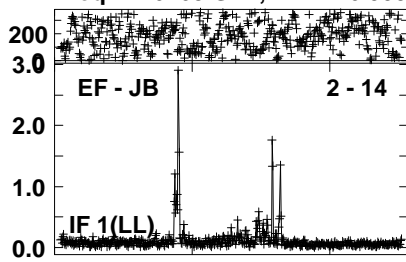


Lower frame: Milli Ampl Jy Top frame: Phas deg
Vector averaged cross-power spectrum Several baselines displayed
Timerange: 00/05:40:51 to 00/05:44:19

Plot file version 288 created 01-FEB-2023 16:31:26

IR17526N EW022A 4.UVDATA.1

Freq = 1.6163 GHz, Bw = 16.000 MH Calibrated with CL # 3 and BP # 1 (BP mode 1)



Lower frame: Ampl Jy Top frame: Phas deg

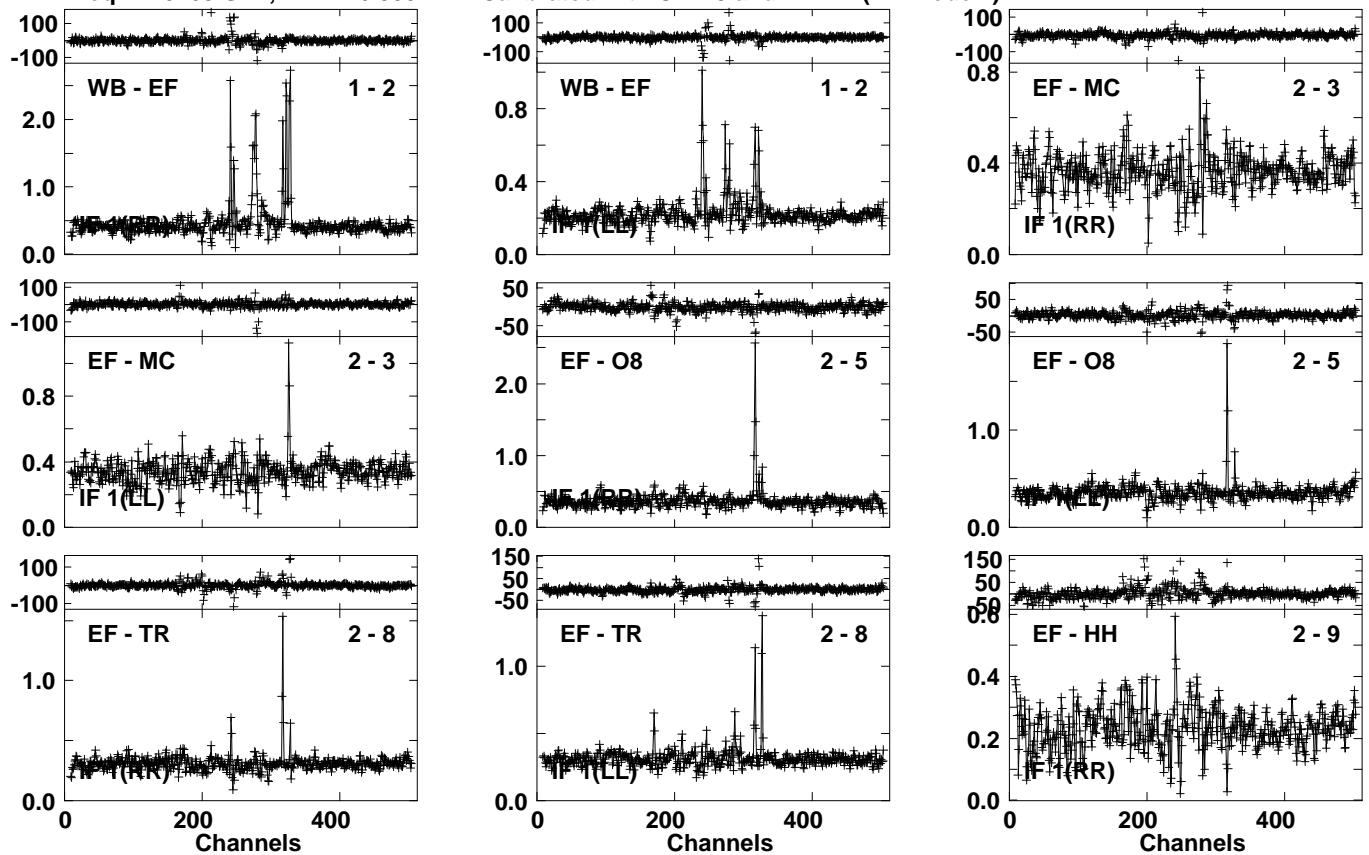
Vector averaged cross-power spectrum Several baselines displayed

Timerange: 00/05:40:51 to 00/05:44:19

Plot file version 289 created 01-FEB-2023 16:31:26

J1748+3404 EW022A 4.UVDATA.1

Freq = 1.6163 GHz, Bw = 16.000 MH Calibrated with CL # 3 and BP # 1 (BP mode 1)

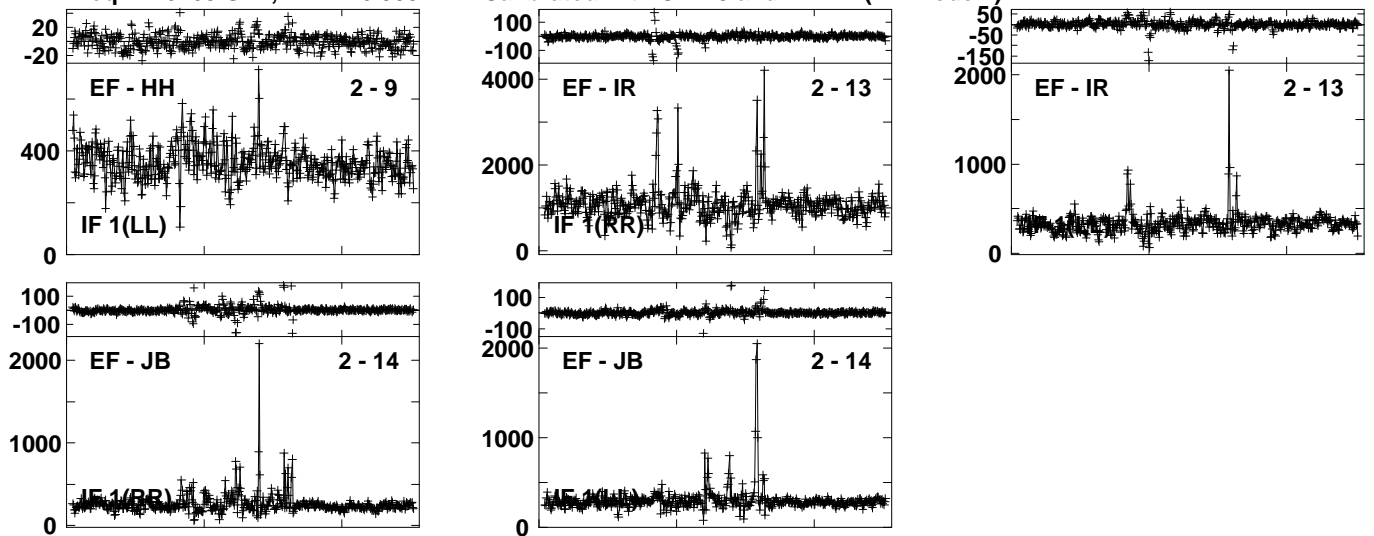


Lower frame: Ampl Jy Top frame: Phas deg
Vector averaged cross-power spectrum Several baselines displayed
Timerange: 00/05:44:51 to 00/05:45:49

Plot file version 290 created 01-FEB-2023 16:31:26

J1748+3404 EW022A 4.UVDATA.1

Freq = 1.6163 GHz, Bw = 16.000 MH Calibrated with CL # 3 and BP # 1 (BP mode 1)

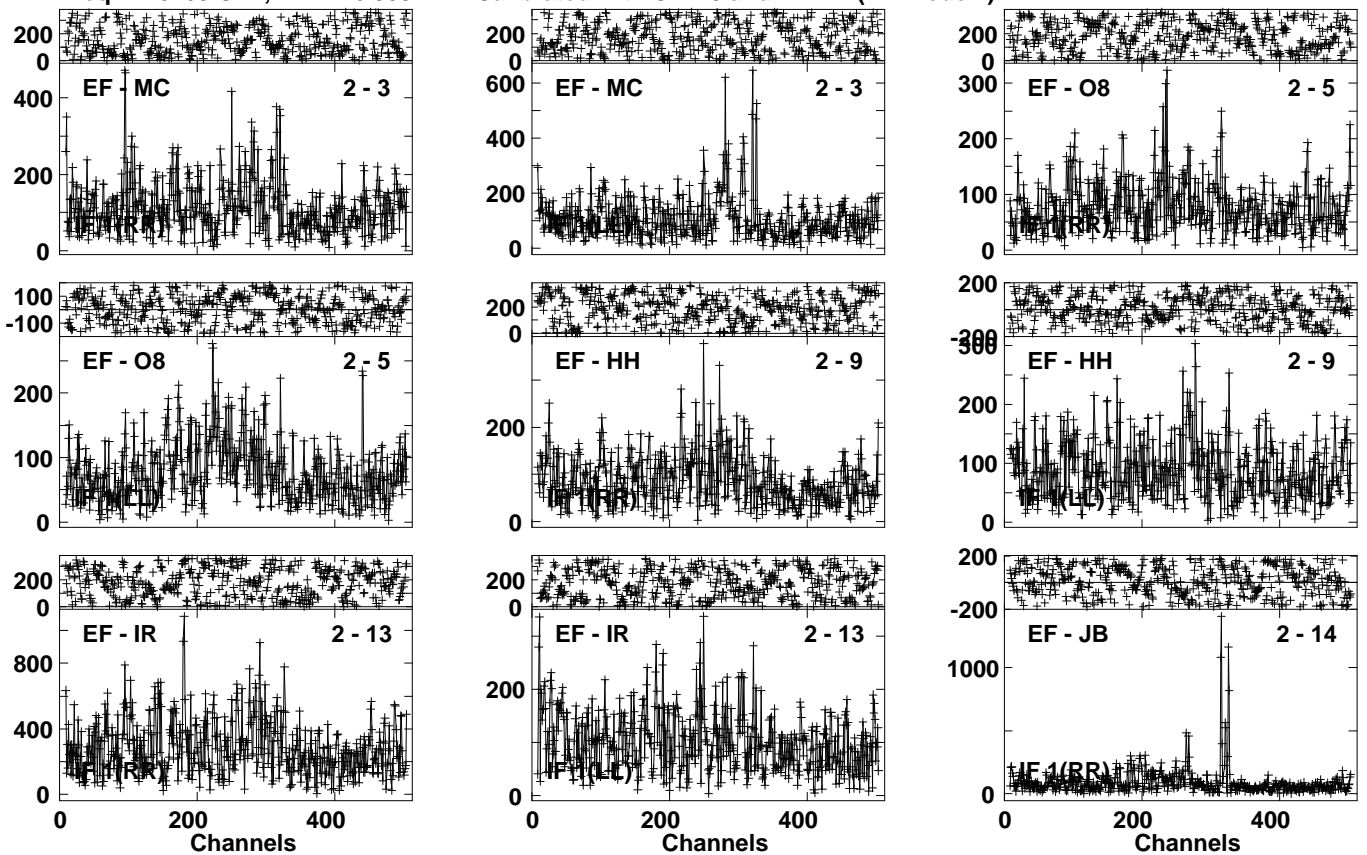


Lower frame: Milli Ampl Jy Top frame: Phas deg
Vector averaged cross-power spectrum Several baselines displayed
Timerange: 00/05:44:51 to 00/05:45:49

Plot file version 291 created 01-FEB-2023 16:31:26

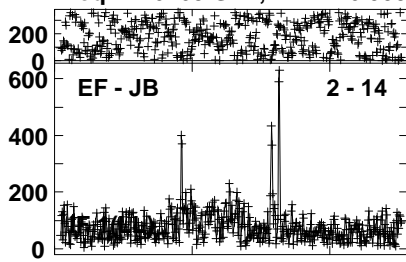
IR17526N EW022A 4.UVDATA.1

Freq = 1.6163 GHz, Bw = 16.000 MH Calibrated with CL # 3 and BP # 1 (BP mode 1)



Lower frame: Milli Ampl Jy Top frame: Phas deg
Vector averaged cross-power spectrum Several baselines displayed
Timerange: 00/05:45:51 to 00/05:49:19

Plot file version 292 created 01-FEB-2023 16:31:26
IR17526N EW022A 4.UVDATA.1
Freq = 1.6163 GHz, Bw = 16.000 MH Calibrated with CL # 3 and BP # 1 (BP mode 1)

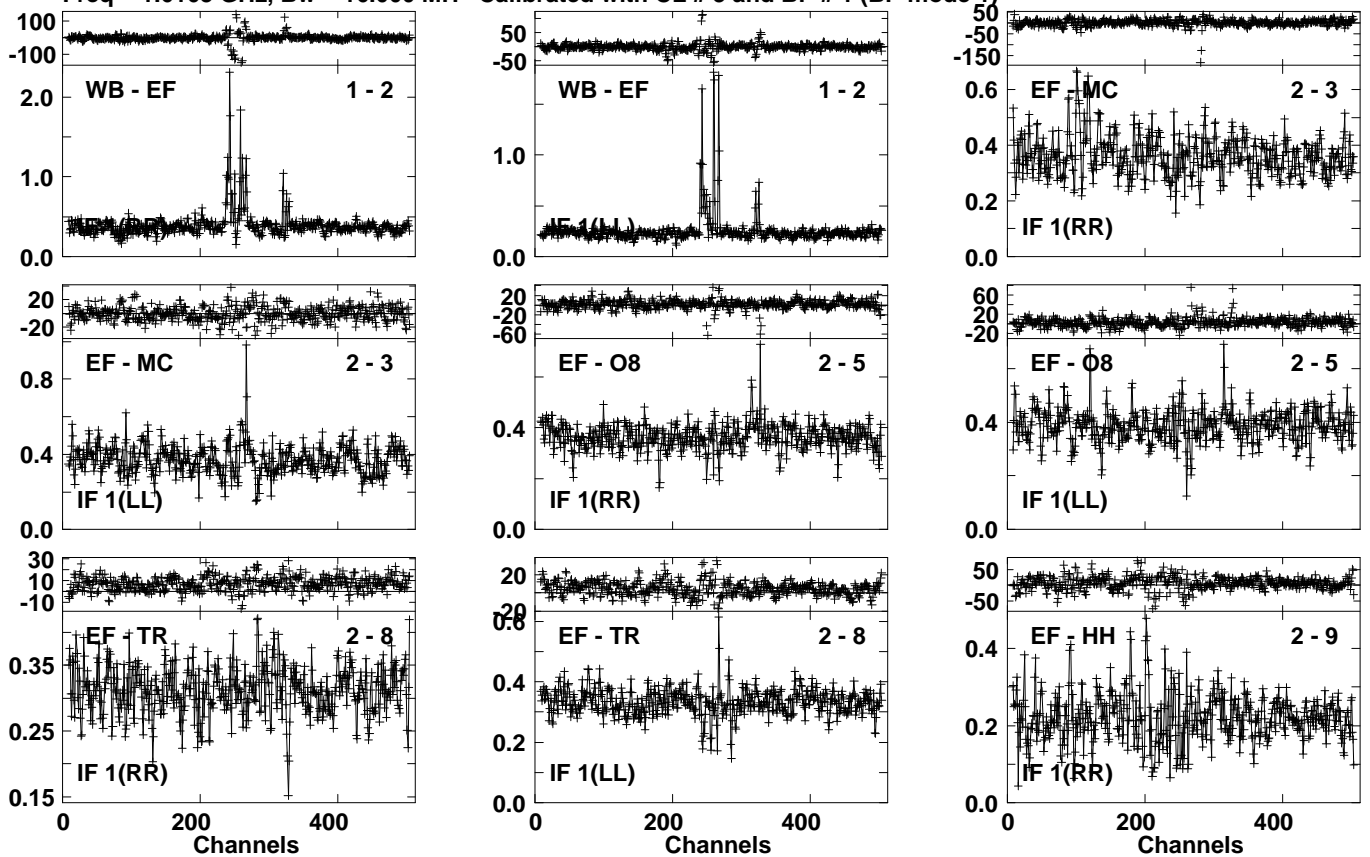


Lower frame: Milli Ampl Jy Top frame: Phas deg
Vector averaged cross-power spectrum Several baselines displayed
Timerange: 00/05:45:51 to 00/05:49:19

Plot file version 293 created 01-FEB-2023 16:31:26

J1748+3404 EW022A 4.UVDATA.1

Freq = 1.6163 GHz, Bw = 16.000 MH Calibrated with CL # 3 and BP # 1 (BP mode 1)

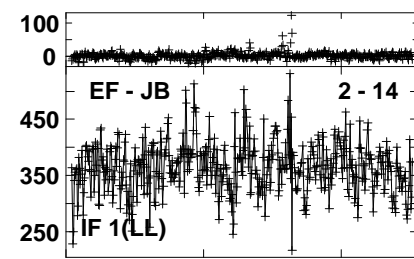
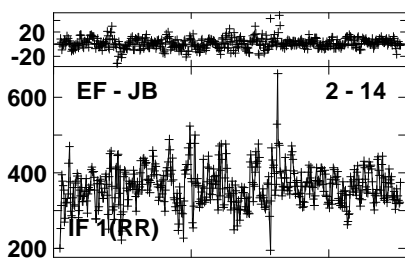
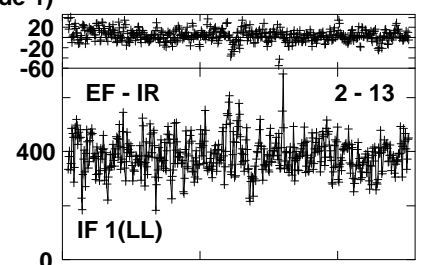
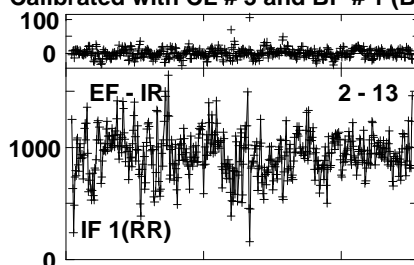
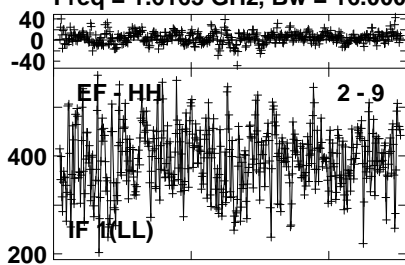


Lower frame: Ampl Jy Top frame: Phas deg
Vector averaged cross-power spectrum Several baselines displayed
Timerange: 00/05:49:21 to 00/05:50:49

Plot file version 294 created 01-FEB-2023 16:31:26

J1748+3404 EW022A 4.UVDATA.1

Freq = 1.6163 GHz, Bw = 16.000 MH Calibrated with CL # 3 and BP # 1 (BP mode 1)

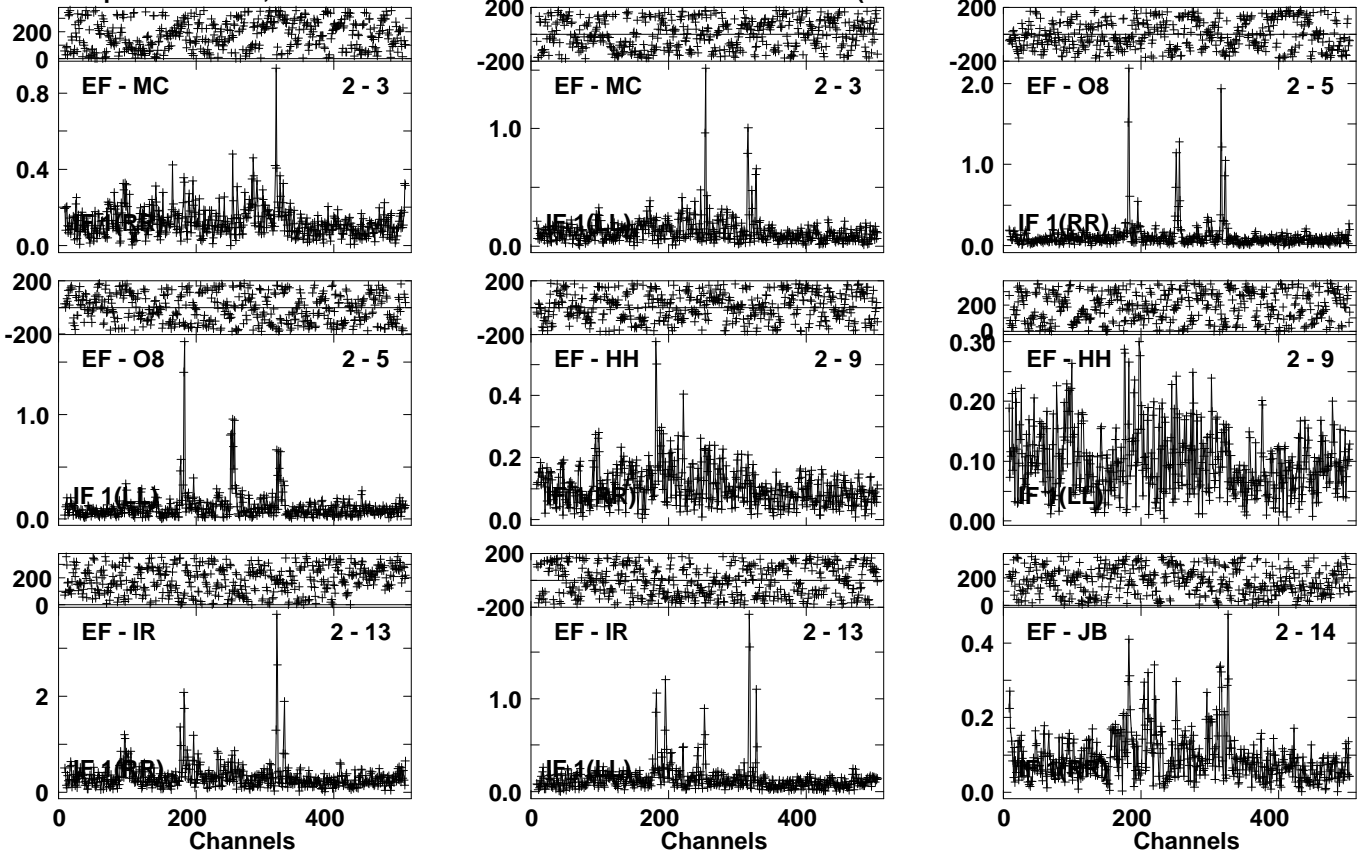


Lower frame: Milli Ampl Jy Top frame: Phas deg
Vector averaged cross-power spectrum Several baselines displayed
Timerange: 00/05:49:21 to 00/05:50:49

Plot file version 295 created 01-FEB-2023 16:31:27

IR17526N EW022A 4.UVDATA.1

Freq = 1.6163 GHz, Bw = 16.000 MH Calibrated with CL # 3 and BP # 1 (BP mode 1)



Lower frame: Ampl Jy Top frame: Phas deg

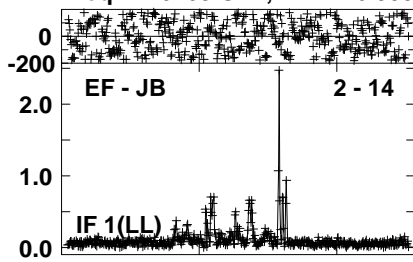
Vector averaged cross-power spectrum Several baselines displayed

Timerange: 00/05:50:51 to 00/05:54:19

Plot file version 296 created 01-FEB-2023 16:31:27

IR17526N EW022A 4.UVDATA.1

Freq = 1.6163 GHz, Bw = 16.000 MH Calibrated with CL # 3 and BP # 1 (BP mode 1)



Lower frame: Ampl Jy Top frame: Phas deg

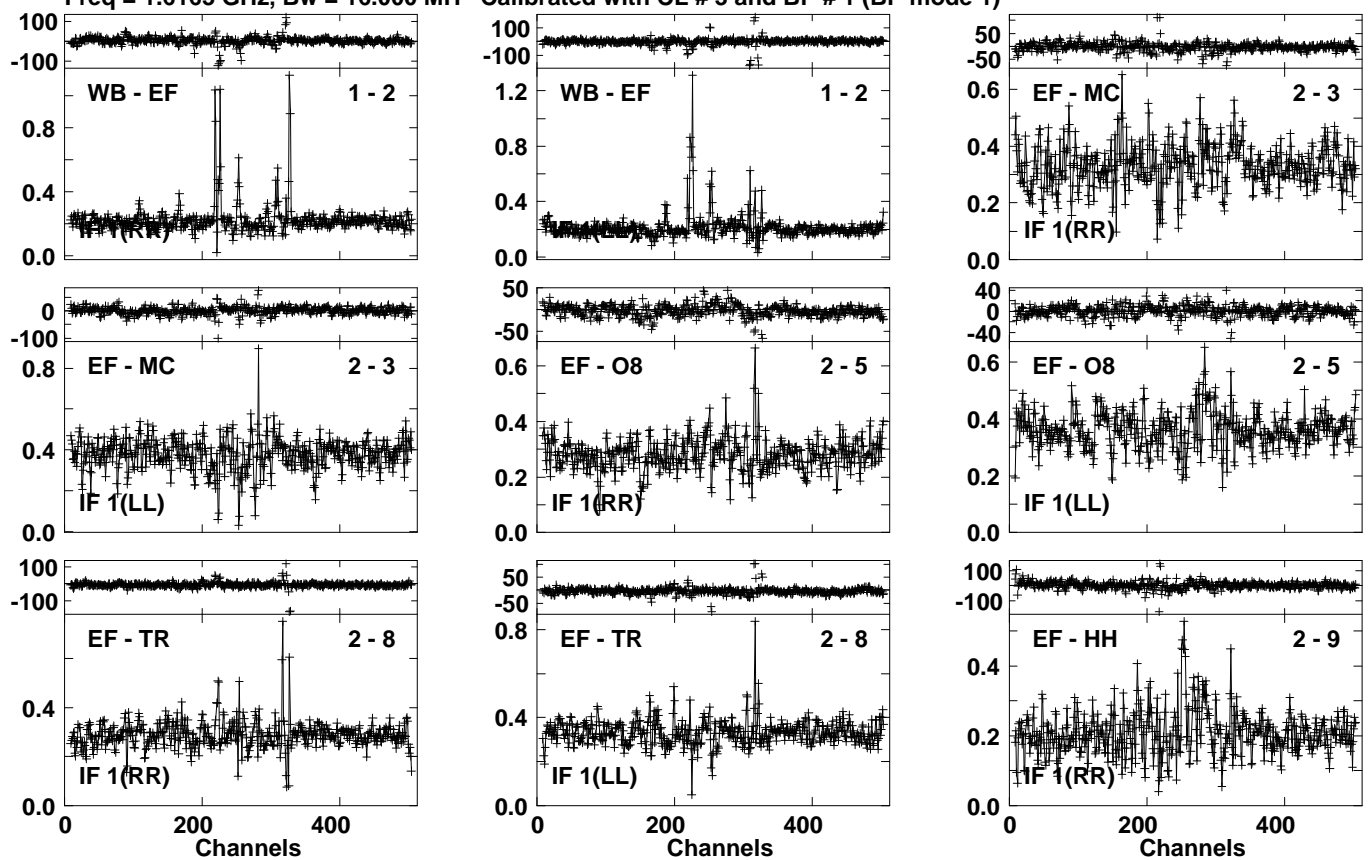
Vector averaged cross-power spectrum Several baselines displayed

Timerange: 00/05:50:51 to 00/05:54:19

Plot file version 297 created 01-FEB-2023 16:31:27

J1748+3404 EW022A 4.UVDATA.1

Freq = 1.6163 GHz, Bw = 16.000 MH Calibrated with CL # 3 and BP # 1 (BP mode 1)



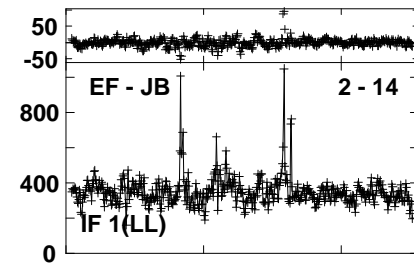
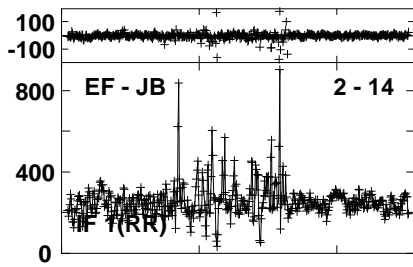
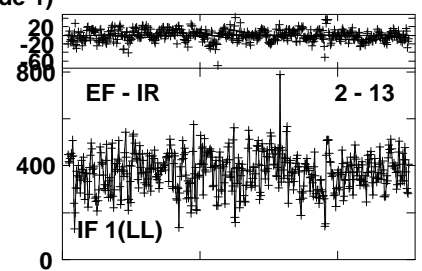
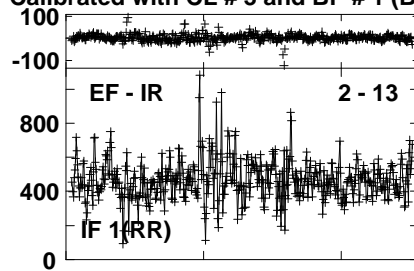
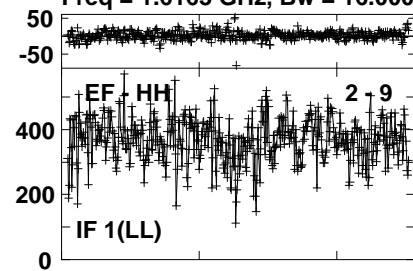
Lower frame: Ampl Jy Top frame: Phas deg
Vector averaged cross-power spectrum Several baselines displayed
Timerange: 00/05:54:51 to 00/05:55:49

Plot file version 298 created 01-FEB-2023 16:31:27

J1748+3404 EW022A 4.UVDATA.1

Freq = 1.6163 GHz, Bw = 16.000 MH

Calibrated with CL # 3 and BP # 1 (BP mode 1)



Lower frame: Milli Ampl Jy Top frame: Phas deg

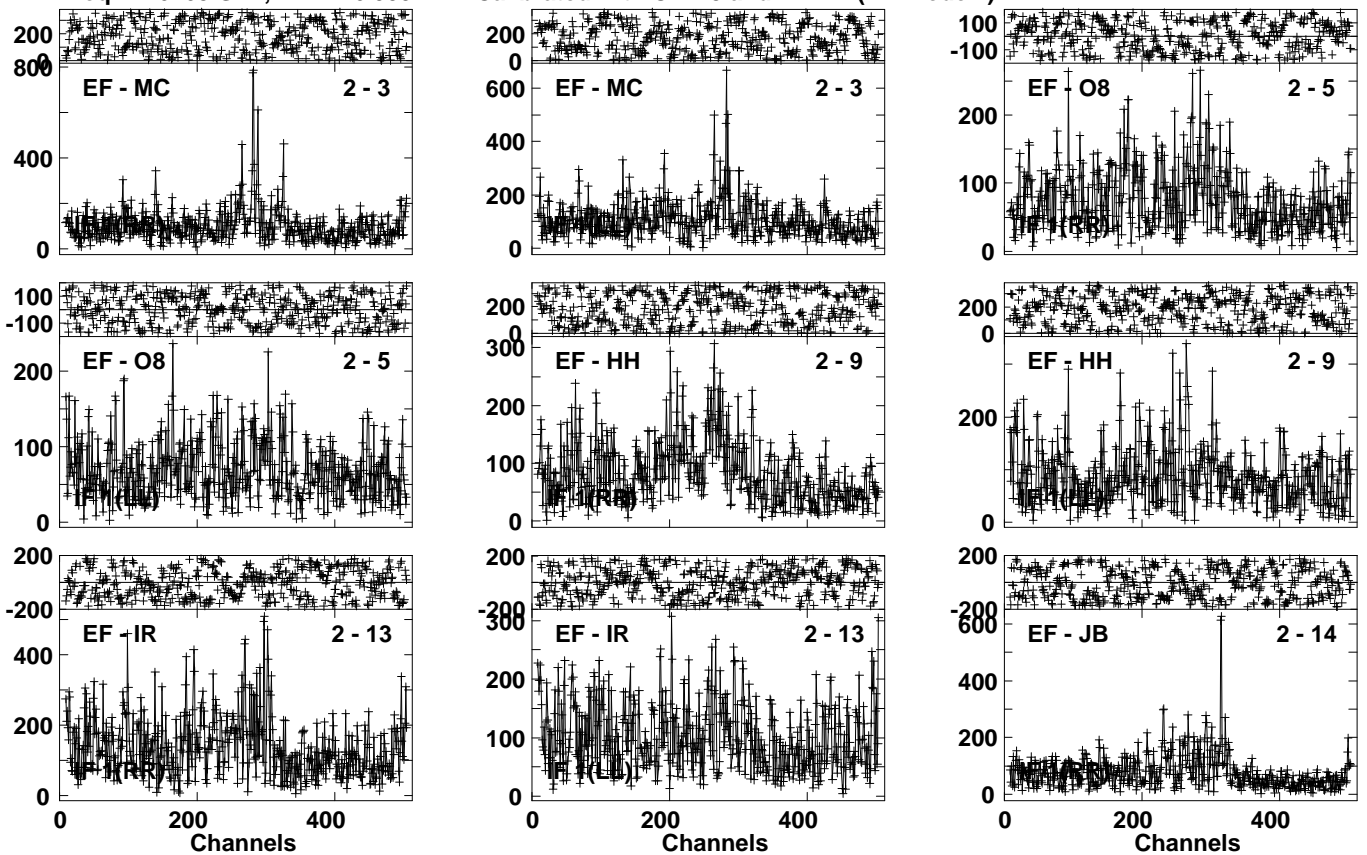
Vector averaged cross-power spectrum Several baselines displayed

Timerange: 00/05:54:51 to 00/05:55:49

Plot file version 299 created 01-FEB-2023 16:31:27

IR17526N EW022A 4.UVDATA.1

Freq = 1.6163 GHz, Bw = 16.000 MH Calibrated with CL # 3 and BP # 1 (BP mode 1)

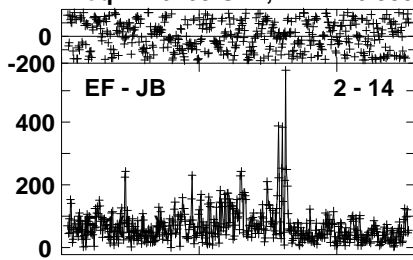


Lower frame: Milli Ampl Jy Top frame: Phas deg
Vector averaged cross-power spectrum Several baselines displayed
Timerange: 00/05:55:51 to 00/05:59:19

Plot file version 300 created 01-FEB-2023 16:31:28

IR17526N EW022A 4.UVDATA.1

Freq = 1.6163 GHz, Bw = 16.000 MH Calibrated with CL # 3 and BP # 1 (BP mode 1)



Lower frame: Milli Ampl Jy Top frame: Phas deg

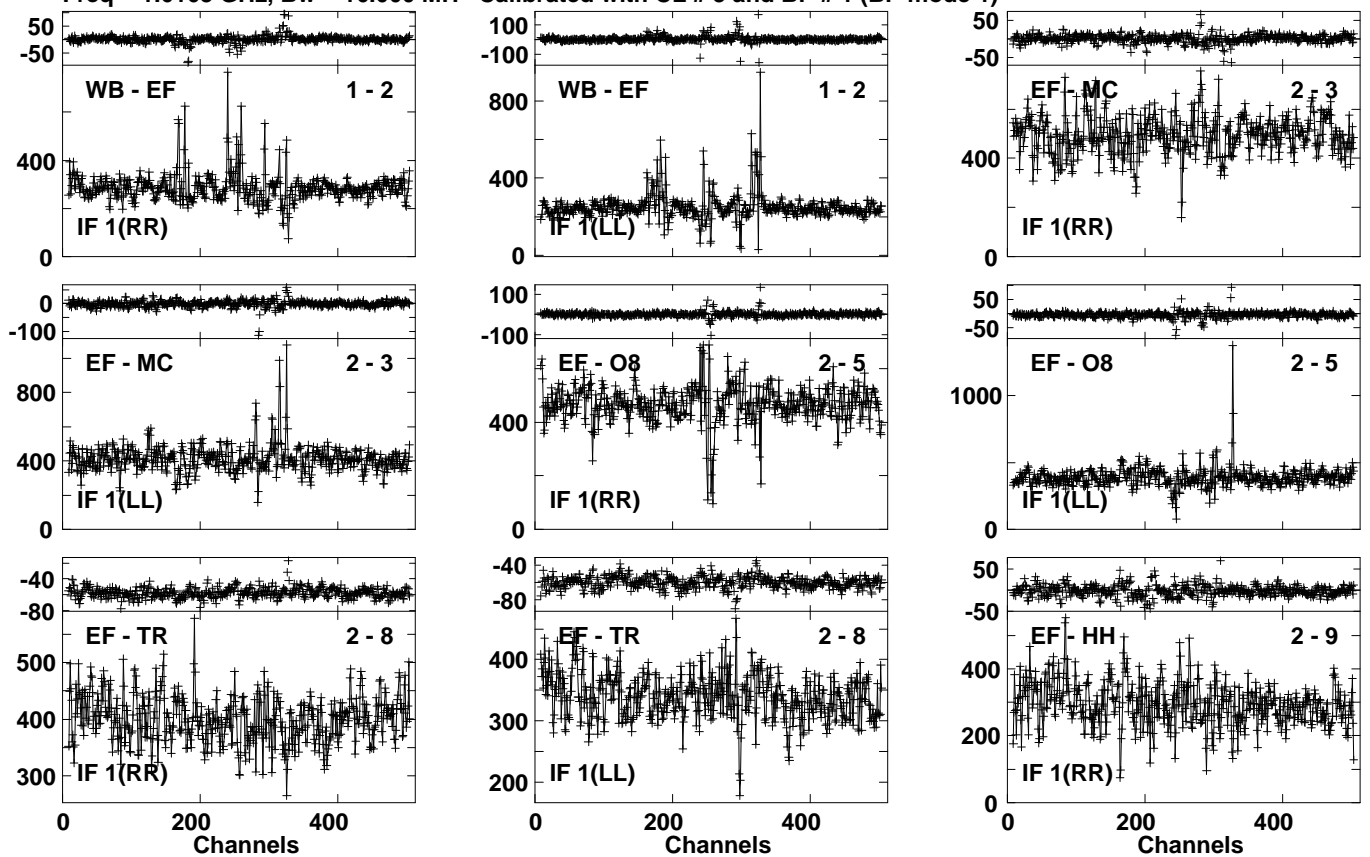
Vector averaged cross-power spectrum Several baselines displayed

Timerange: 00/05:55:51 to 00/05:59:19

Plot file version 301 created 01-FEB-2023 16:31:28

J1748+3404 EW022A 4.UVDATA.1

Freq = 1.6163 GHz, Bw = 16.000 MH Calibrated with CL # 3 and BP # 1 (BP mode 1)

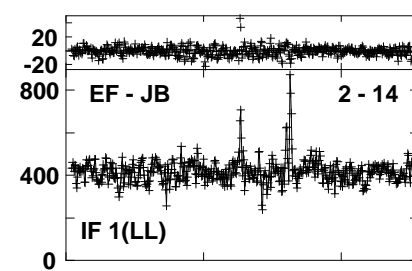
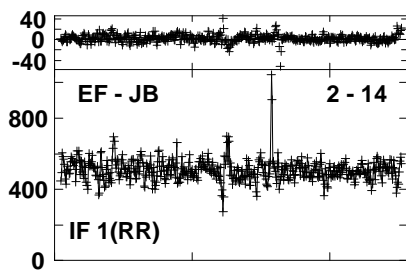
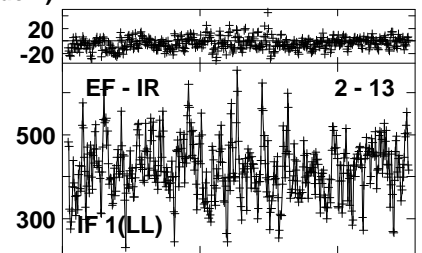
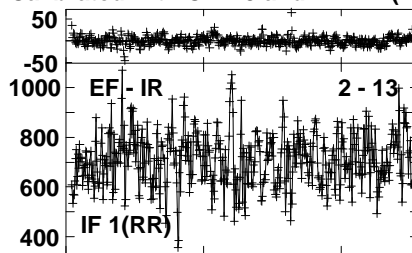
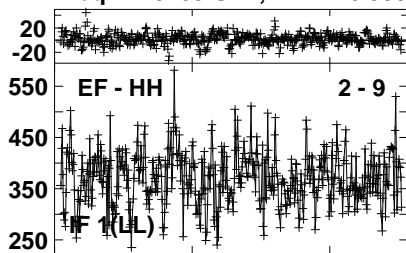


Lower frame: Milli Ampl Jy Top frame: Phas deg
Vector averaged cross-power spectrum Several baselines displayed
Timerange: 00/05:59:21 to 00/06:00:49

Plot file version 302 created 01-FEB-2023 16:31:28

J1748+3404 EW022A 4.UVDATA.1

Freq = 1.6163 GHz, Bw = 16.000 MH Calibrated with CL # 3 and BP # 1 (BP mode 1)

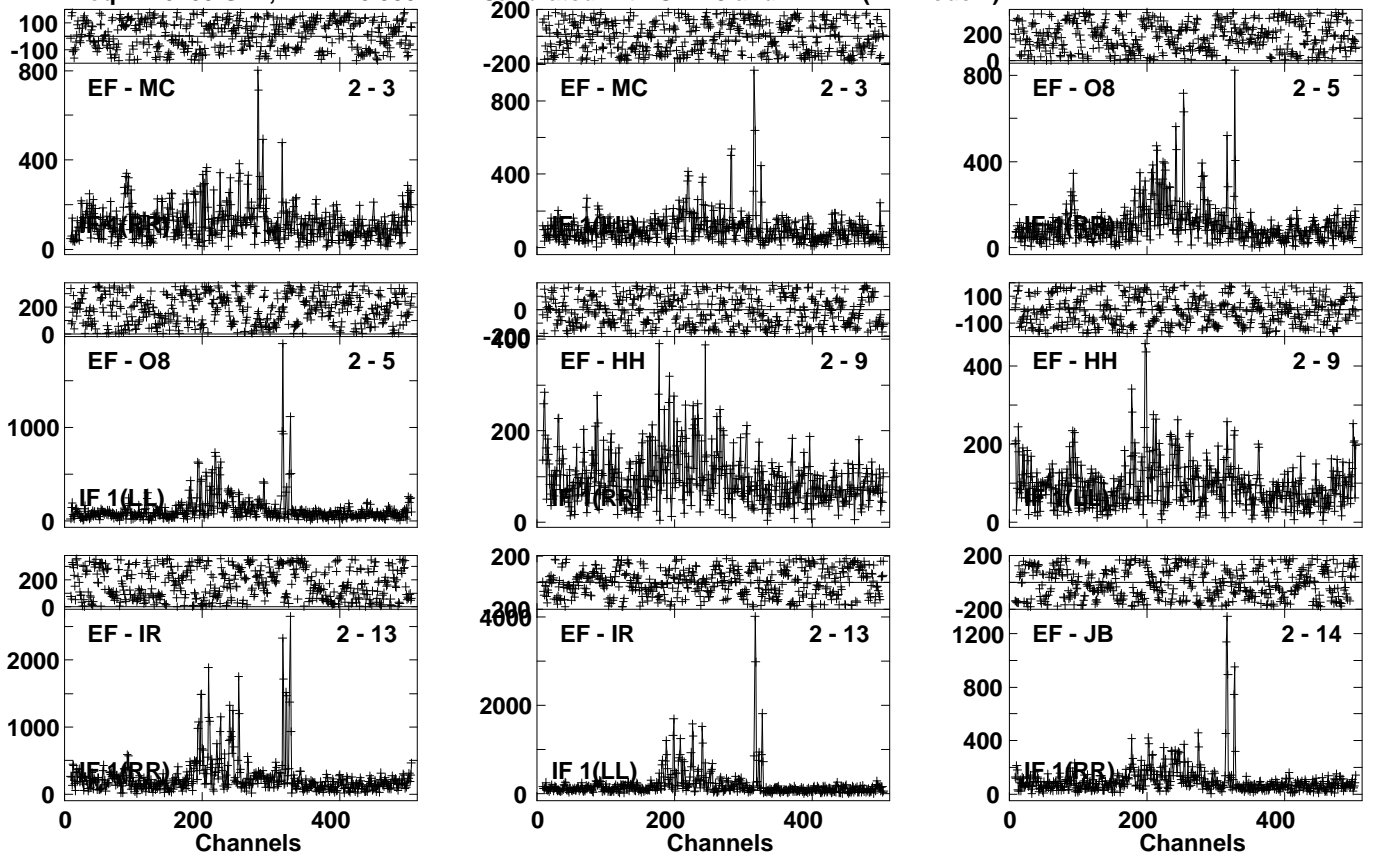


Lower frame: Milli Ampl Jy Top frame: Phas deg
Vector averaged cross-power spectrum Several baselines displayed
Timerange: 00/05:59:21 to 00/06:00:49

Plot file version 303 created 01-FEB-2023 16:31:28

IR17526N EW022A 4.UVDATA.1

Freq = 1.6163 GHz, Bw = 16.000 MH Calibrated with CL # 3 and BP # 1 (BP mode 1)

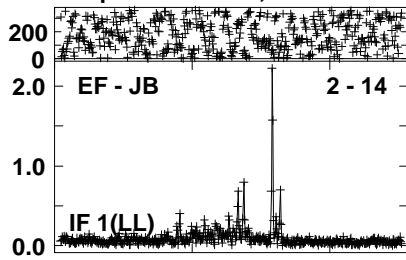


Lower frame: Milli Ampl Jy Top frame: Phas deg
Vector averaged cross-power spectrum Several baselines displayed
Timerange: 00/06:00:51 to 00/06:04:19

Plot file version 304 created 01-FEB-2023 16:31:28

IR17526N EW022A 4.UVDATA.1

Freq = 1.6163 GHz, Bw = 16.000 MH Calibrated with CL # 3 and BP # 1 (BP mode 1)



Lower frame: Ampl Jy Top frame: Phas deg

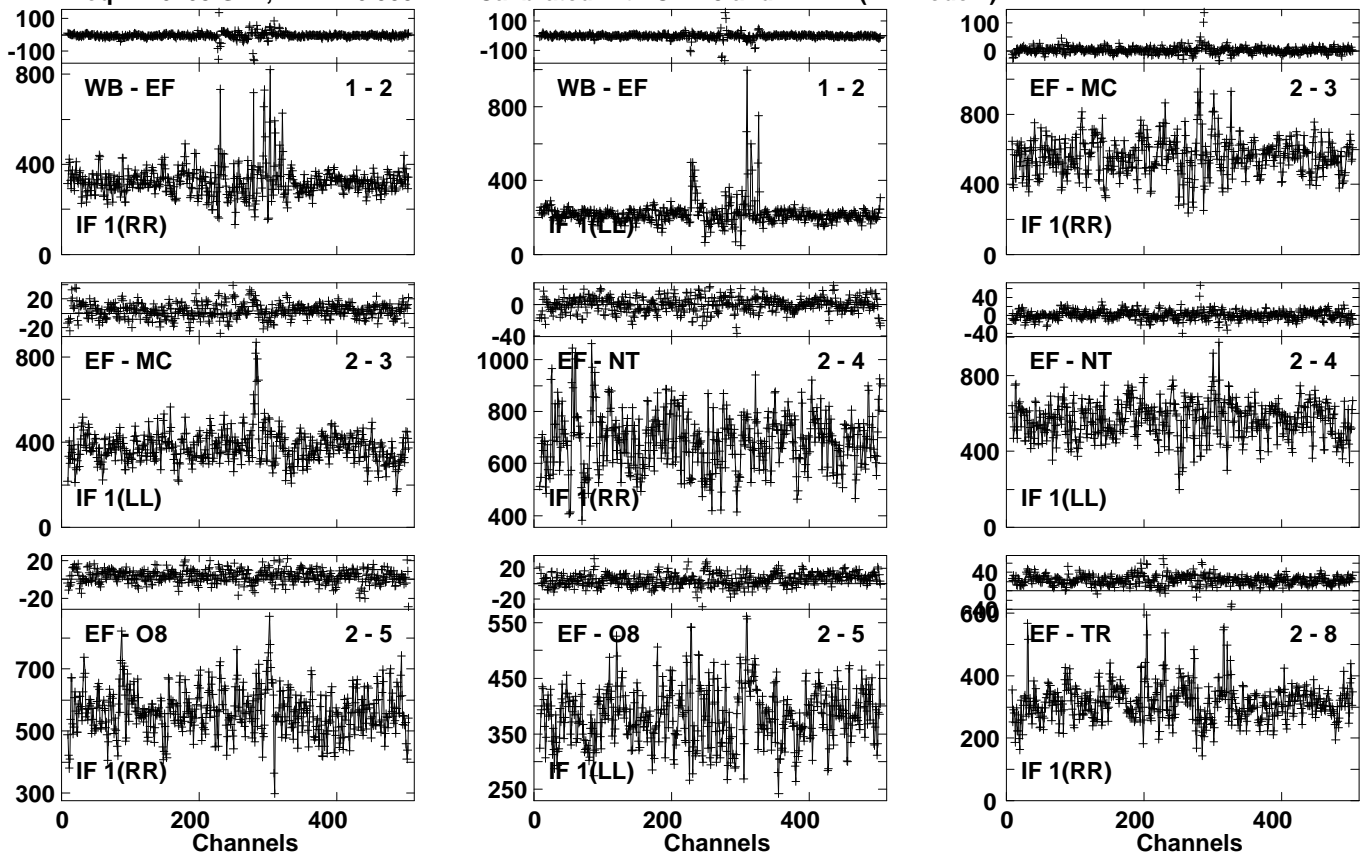
Vector averaged cross-power spectrum Several baselines displayed

Timerange: 00/06:00:51 to 00/06:04:19

Plot file version 305 created 01-FEB-2023 16:31:28

J1748+3404 EW022A 4.UVDATA.1

Freq = 1.6163 GHz, Bw = 16.000 MH Calibrated with CL # 3 and BP # 1 (BP mode 1)

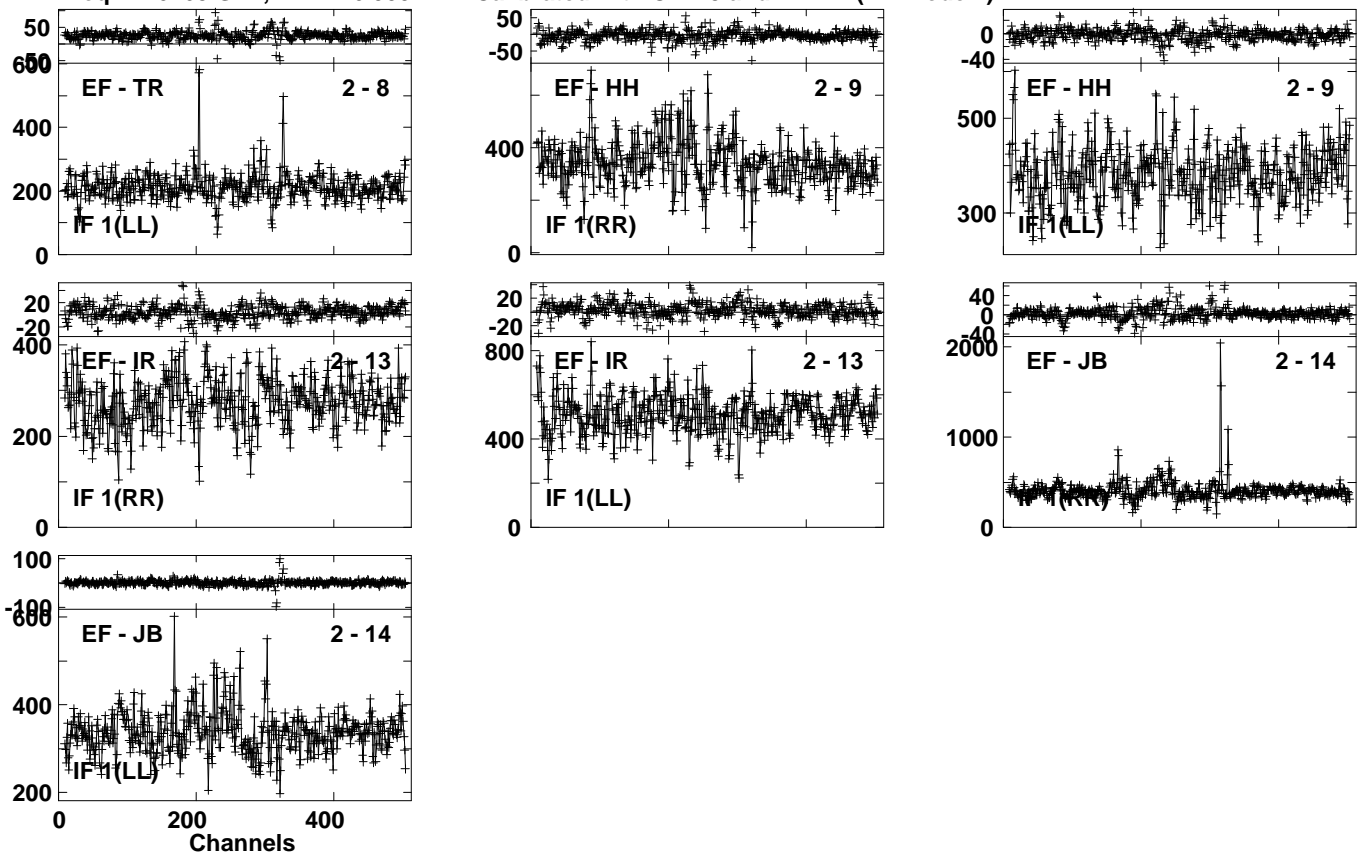


Lower frame: Milli Ampl Jy Top frame: Phas deg
Vector averaged cross-power spectrum Several baselines displayed
Timerange: 00/06:04:51 to 00/06:05:49

Plot file version 306 created 01-FEB-2023 16:31:28

J1748+3404 EW022A 4.UVDATA.1

Freq = 1.6163 GHz, Bw = 16.000 MH Calibrated with CL # 3 and BP # 1 (BP mode 1)



Lower frame: Milli Ampl Jy Top frame: Phas deg

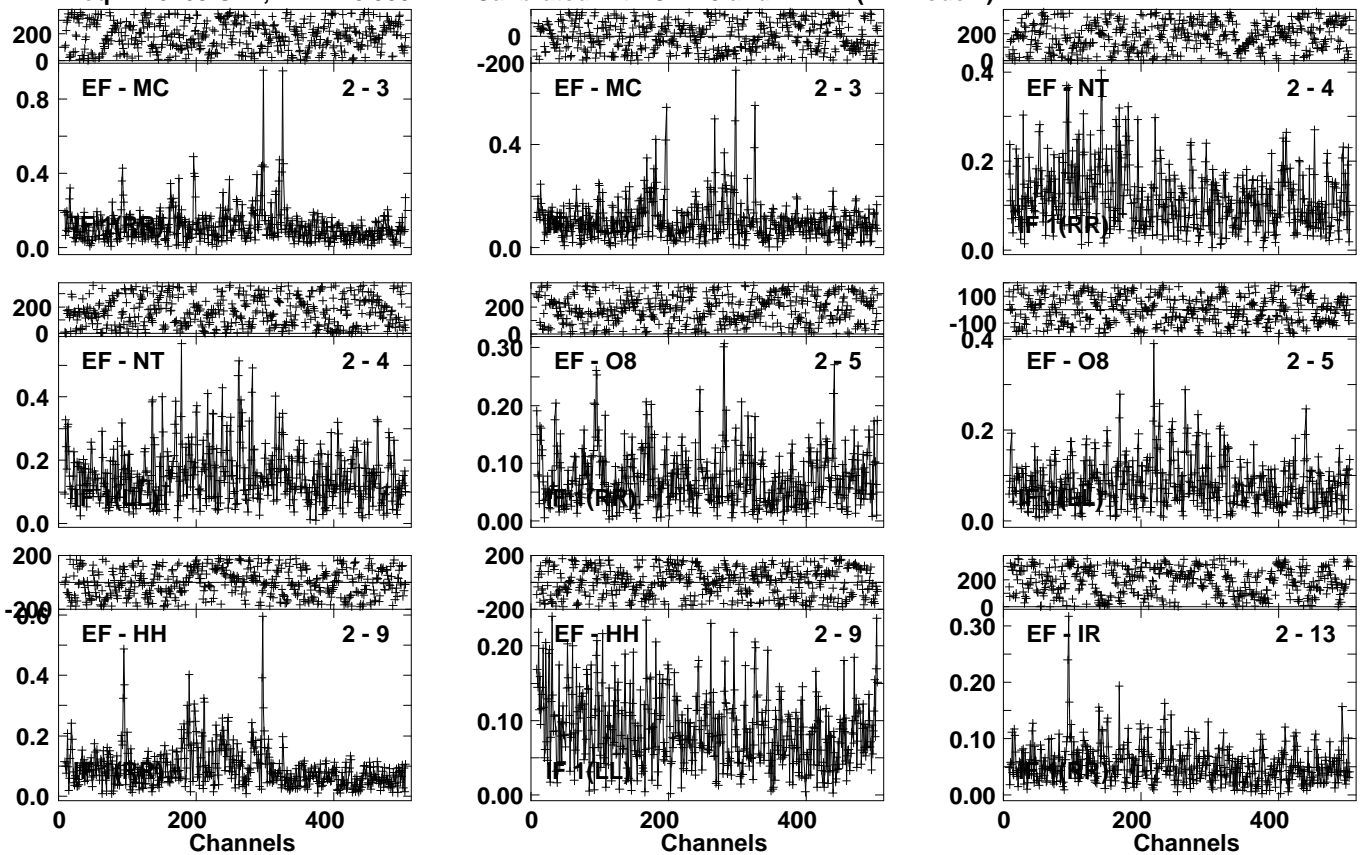
Vector averaged cross-power spectrum Several baselines displayed

Timerange: 00/06:04:51 to 00/06:05:49

Plot file version 307 created 01-FEB-2023 16:31:29

IR17526N EW022A 4.UVDATA.1

Freq = 1.6163 GHz, Bw = 16.000 MH Calibrated with CL # 3 and BP # 1 (BP mode 1)



Lower frame: Ampl Jy Top frame: Phas deg

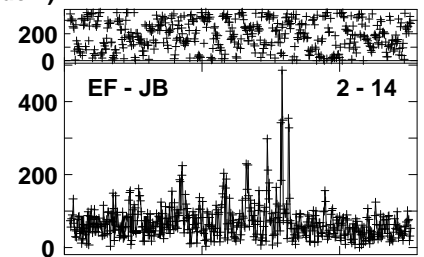
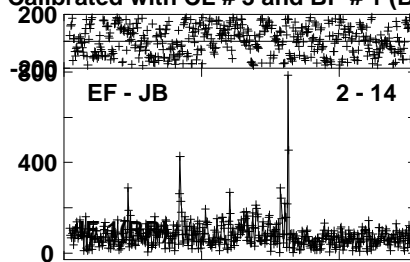
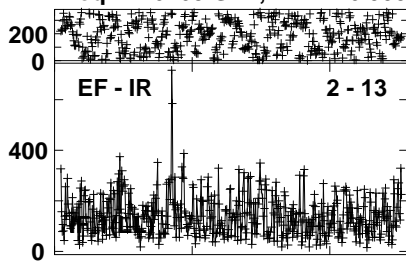
Vector averaged cross-power spectrum Several baselines displayed

Timerange: 00/06:05:51 to 00/06:09:19

Plot file version 308 created 01-FEB-2023 16:31:29

IR17526N EW022A 4.UVDATA.1

Freq = 1.6163 GHz, Bw = 16.000 MH Calibrated with CL # 3 and BP # 1 (BP mode 1)

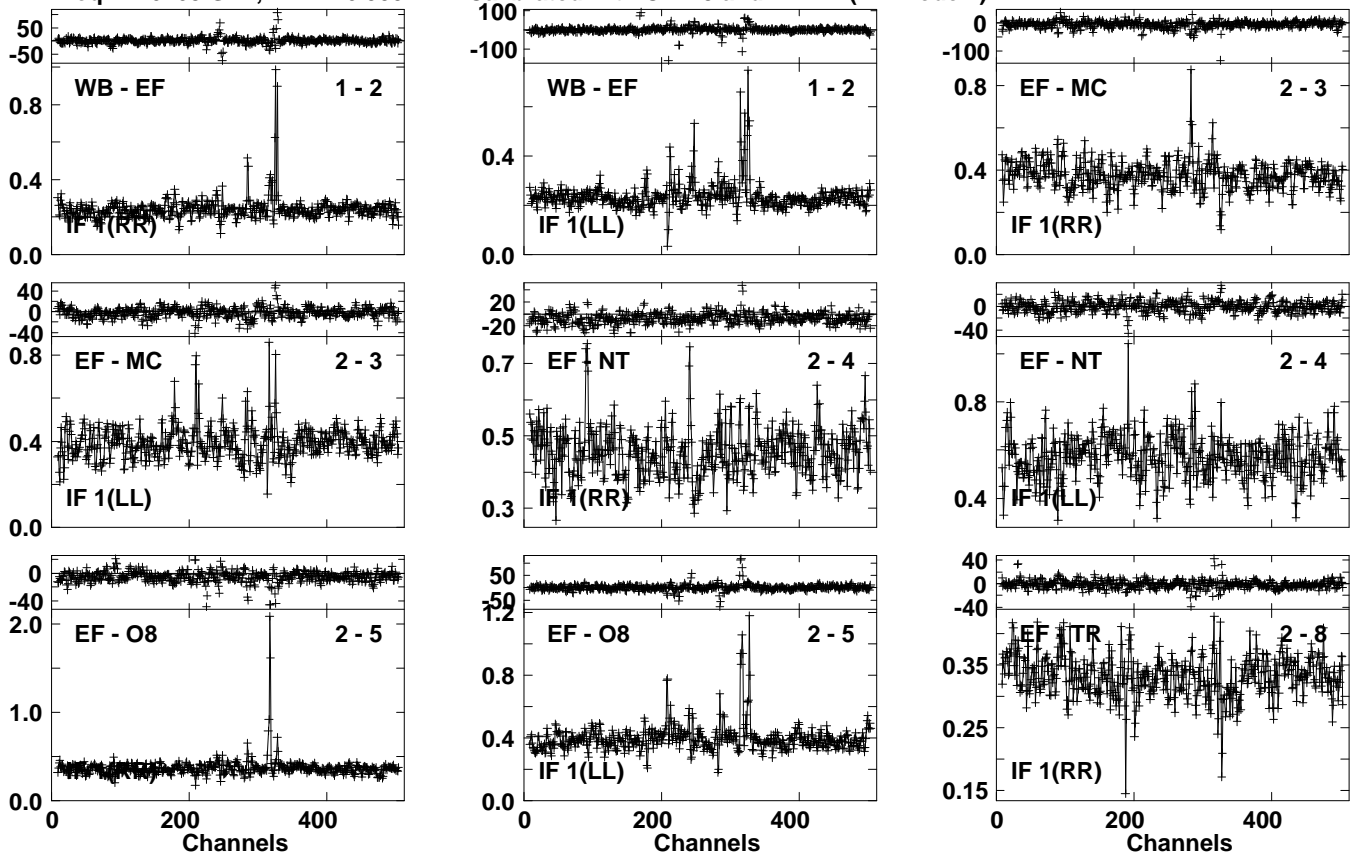


Lower frame: Milli Ampl Jy Top frame: Phas deg
Vector averaged cross-power spectrum Several baselines displayed
Timerange: 00/06:05:51 to 00/06:09:19

Plot file version 309 created 01-FEB-2023 16:31:29

J1748+3404 EW022A 4.UVDATA.1

Freq = 1.6163 GHz, Bw = 16.000 MH Calibrated with CL # 3 and BP # 1 (BP mode 1)

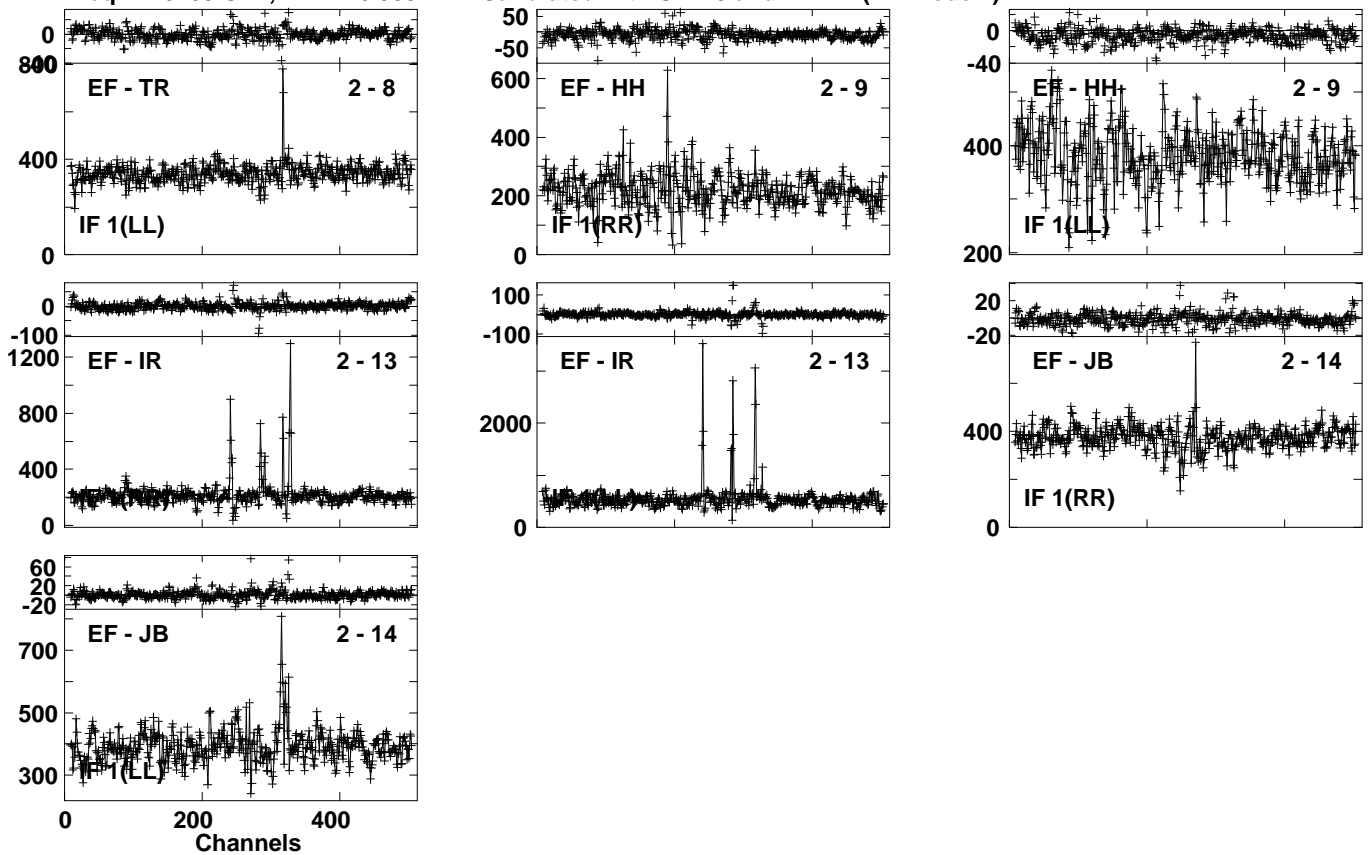


Lower frame: Ampl Jy Top frame: Phas deg
Vector averaged cross-power spectrum Several baselines displayed
Timerange: 00/06:09:21 to 00/06:10:49

Plot file version 310 created 01-FEB-2023 16:31:29

J1748+3404 EW022A 4.UVDATA.1

Freq = 1.6163 GHz, Bw = 16.000 MH Calibrated with CL # 3 and BP # 1 (BP mode 1)



Lower frame: Milli Ampl Jy Top frame: Phas deg

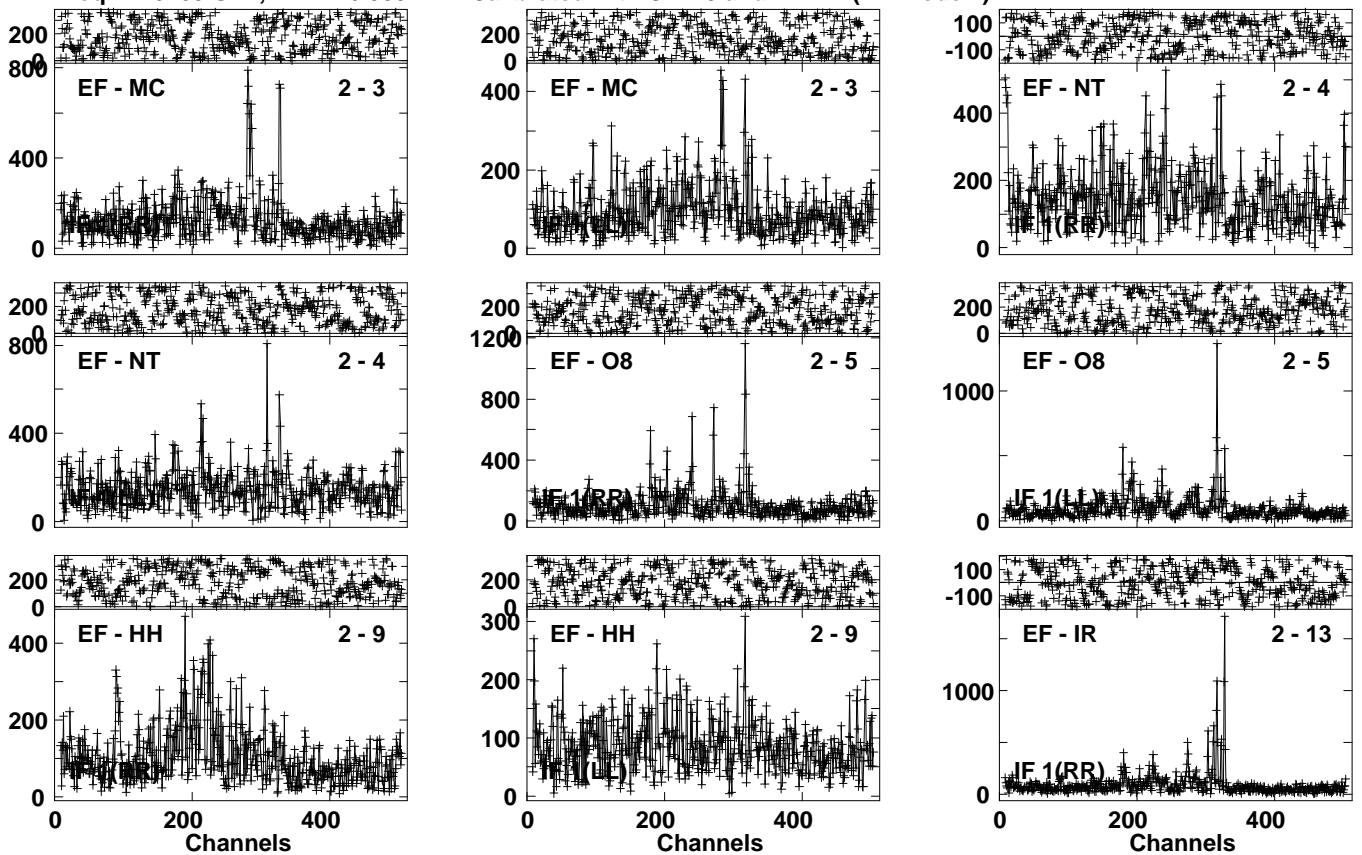
Vector averaged cross-power spectrum Several baselines displayed

Timerange: 00/06:09:21 to 00/06:10:49

Plot file version 311 created 01-FEB-2023 16:31:30

IR17526N EW022A 4.UVDATA.1

Freq = 1.6163 GHz, Bw = 16.000 MH Calibrated with CL # 3 and BP # 1 (BP mode 1)

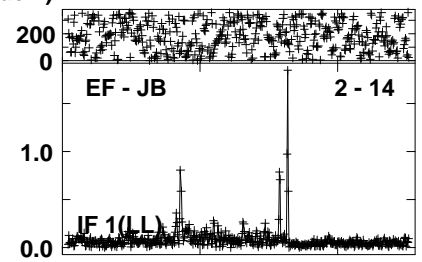
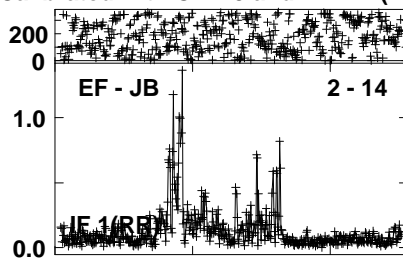
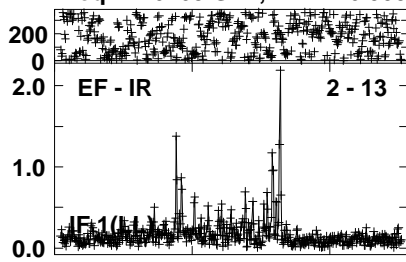


Lower frame: Milli Ampl Jy Top frame: Phas deg
Vector averaged cross-power spectrum Several baselines displayed
Timerange: 00/06:10:51 to 00/06:14:19

Plot file version 312 created 01-FEB-2023 16:31:30

IR17526N EW022A 4.UVDATA.1

Freq = 1.6163 GHz, Bw = 16.000 MH Calibrated with CL # 3 and BP # 1 (BP mode 1)



Lower frame: Ampl Jy Top frame: Phas deg

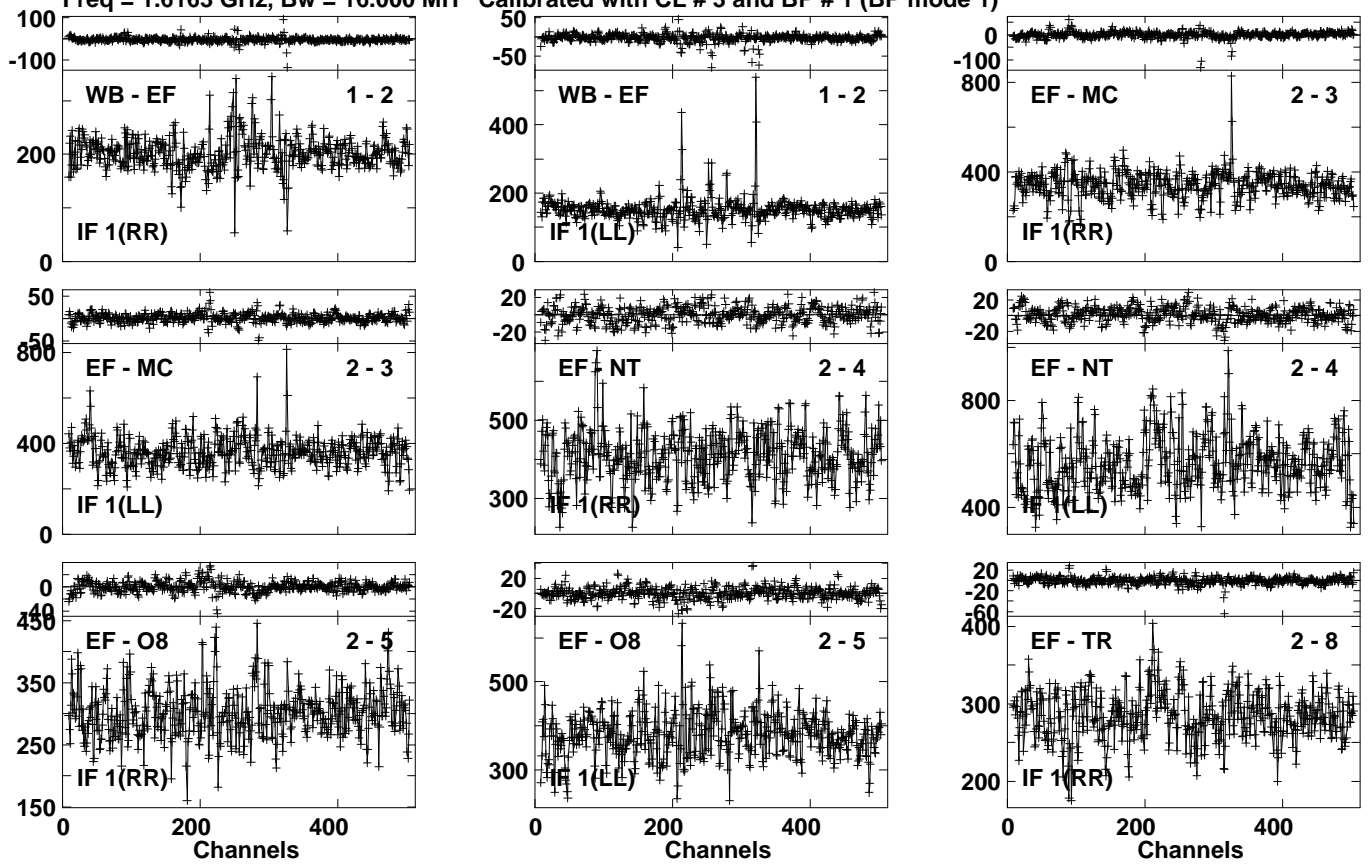
Vector averaged cross-power spectrum Several baselines displayed

Timerange: 00/06:10:51 to 00/06:14:19

Plot file version 313 created 01-FEB-2023 16:31:30

J1748+3404 EW022A 4.UVDATA.1

Freq = 1.6163 GHz, Bw = 16.000 MH Calibrated with CL # 3 and BP # 1 (BP mode 1)

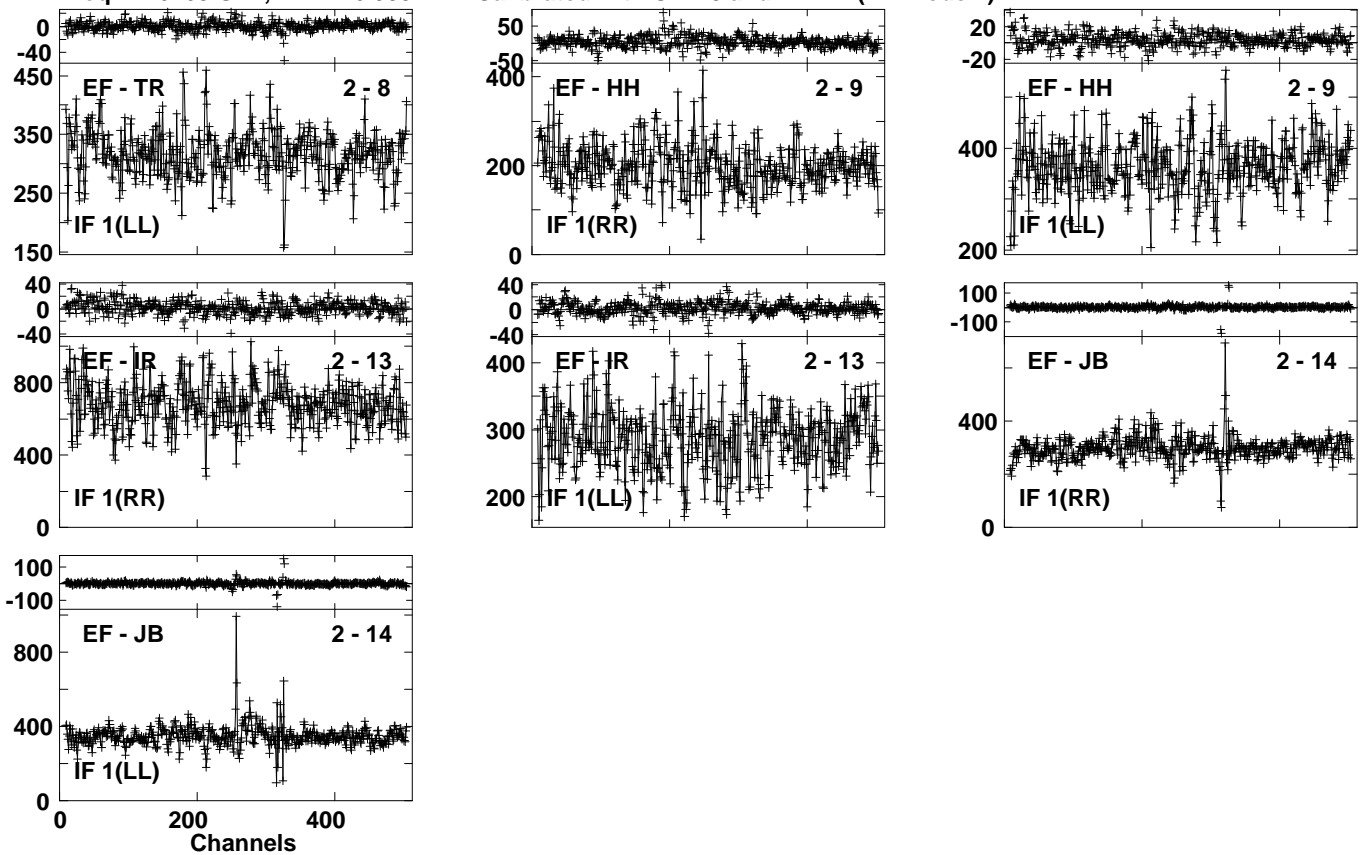


Lower frame: Milli Ampl Jy Top frame: Phas deg
Vector averaged cross-power spectrum Several baselines displayed
Timerange: 00/06:14:51 to 00/06:15:49

Plot file version 314 created 01-FEB-2023 16:31:30

J1748+3404 EW022A 4.UVDATA.1

Freq = 1.6163 GHz, Bw = 16.000 MH Calibrated with CL # 3 and BP # 1 (BP mode 1)



Lower frame: Milli Ampl Jy Top frame: Phas deg

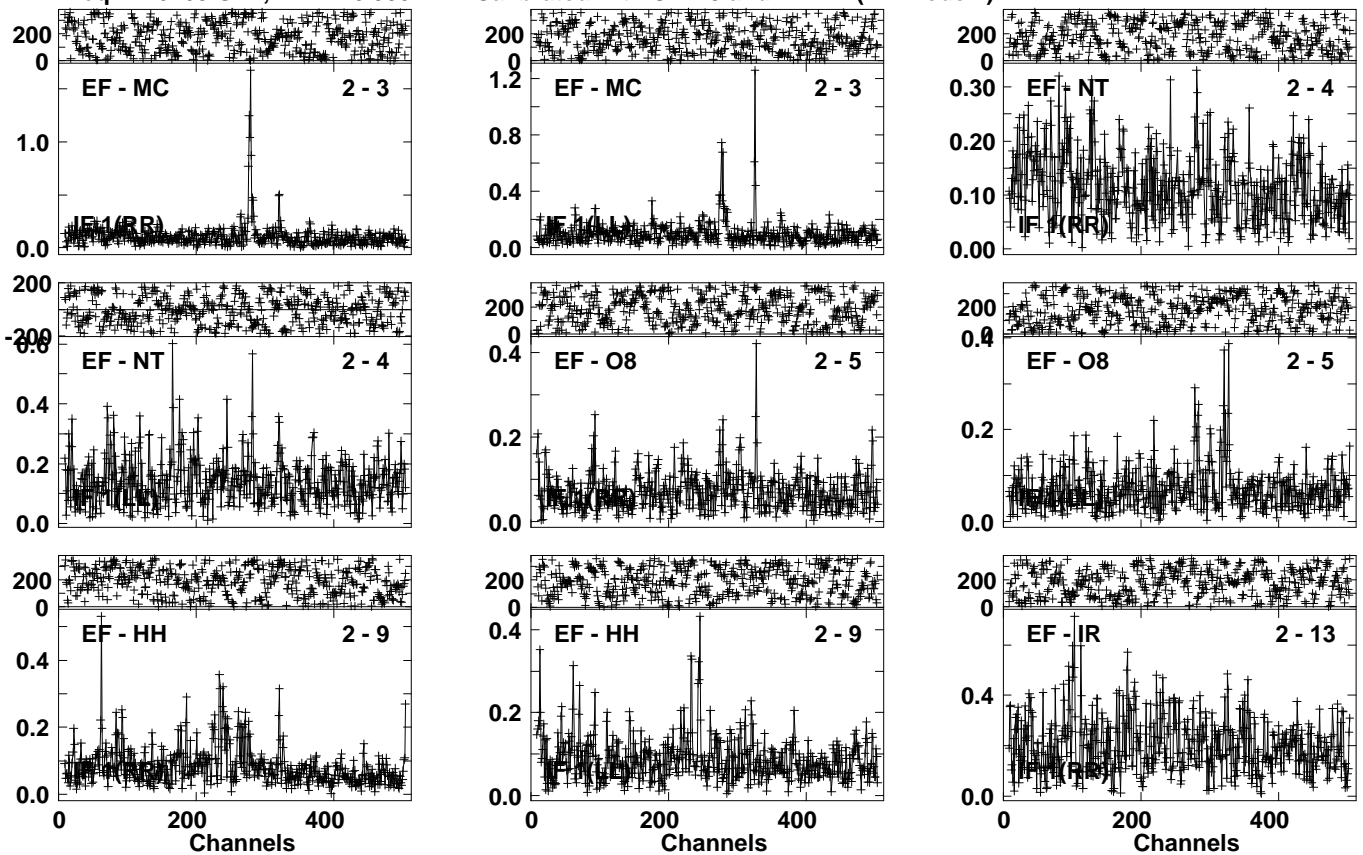
Vector averaged cross-power spectrum Several baselines displayed

Timerange: 00/06:14:51 to 00/06:15:49

Plot file version 315 created 01-FEB-2023 16:31:30

IR17526N EW022A 4.UVDATA.1

Freq = 1.6163 GHz, Bw = 16.000 MH Calibrated with CL # 3 and BP # 1 (BP mode 1)

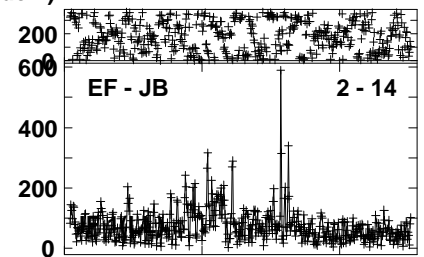
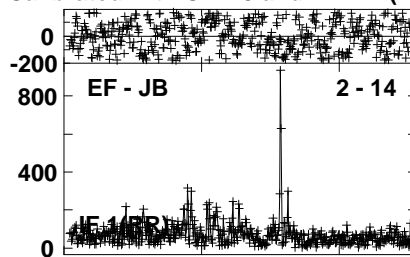
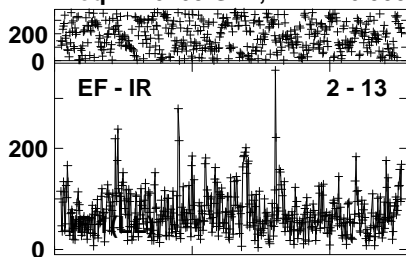


Lower frame: Ampl Jy Top frame: Phas deg
Vector averaged cross-power spectrum Several baselines displayed
Timerange: 00/06:15:51 to 00/06:19:19

Plot file version 316 created 01-FEB-2023 16:31:31

IR17526N EW022A 4.UVDATA.1

Freq = 1.6163 GHz, Bw = 16.000 MH Calibrated with CL # 3 and BP # 1 (BP mode 1)

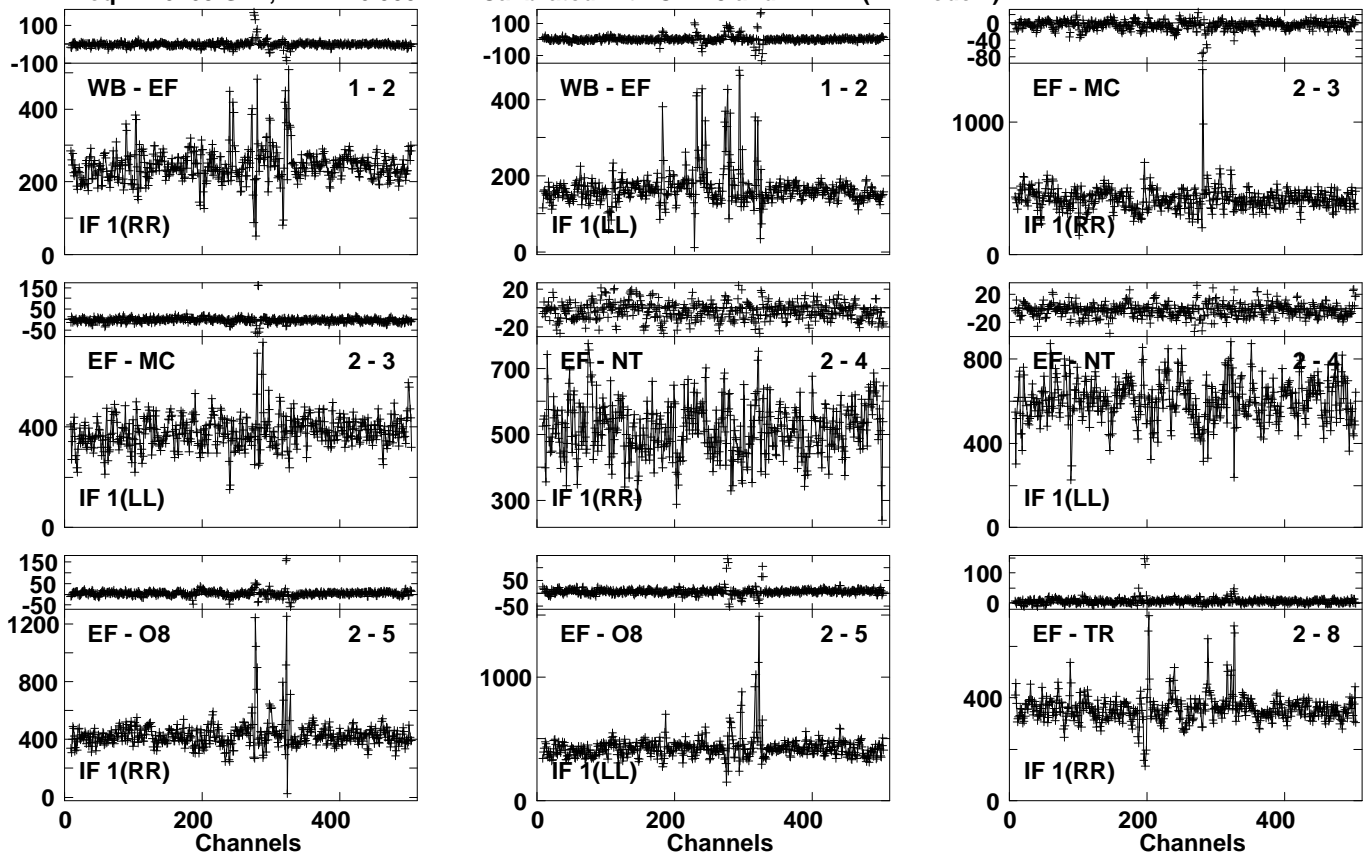


Lower frame: Milli Ampl Jy Top frame: Phas deg
Vector averaged cross-power spectrum Several baselines displayed
Timerange: 00/06:15:51 to 00/06:19:19

Plot file version 317 created 01-FEB-2023 16:31:31

J1748+3404 EW022A 4.UVDATA.1

Freq = 1.6163 GHz, Bw = 16.000 MH Calibrated with CL # 3 and BP # 1 (BP mode 1)

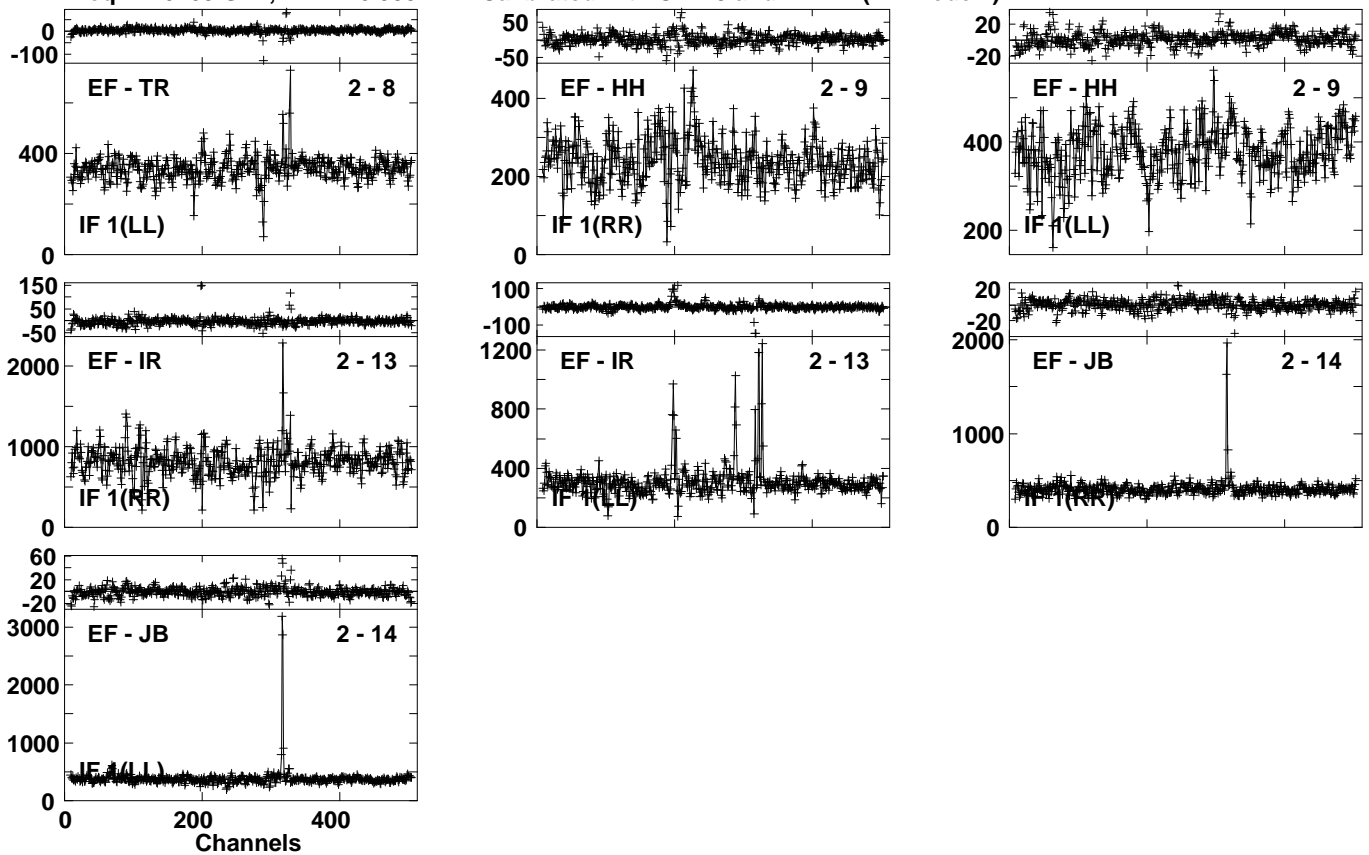


Lower frame: Milli Ampl Jy Top frame: Phas deg
Vector averaged cross-power spectrum Several baselines displayed
Timerange: 00/06:19:21 to 00/06:20:49

Plot file version 318 created 01-FEB-2023 16:31:31

J1748+3404 EW022A 4.UVDATA.1

Freq = 1.6163 GHz, Bw = 16.000 MH Calibrated with CL # 3 and BP # 1 (BP mode 1)



Lower frame: Milli Ampl Jy Top frame: Phas deg

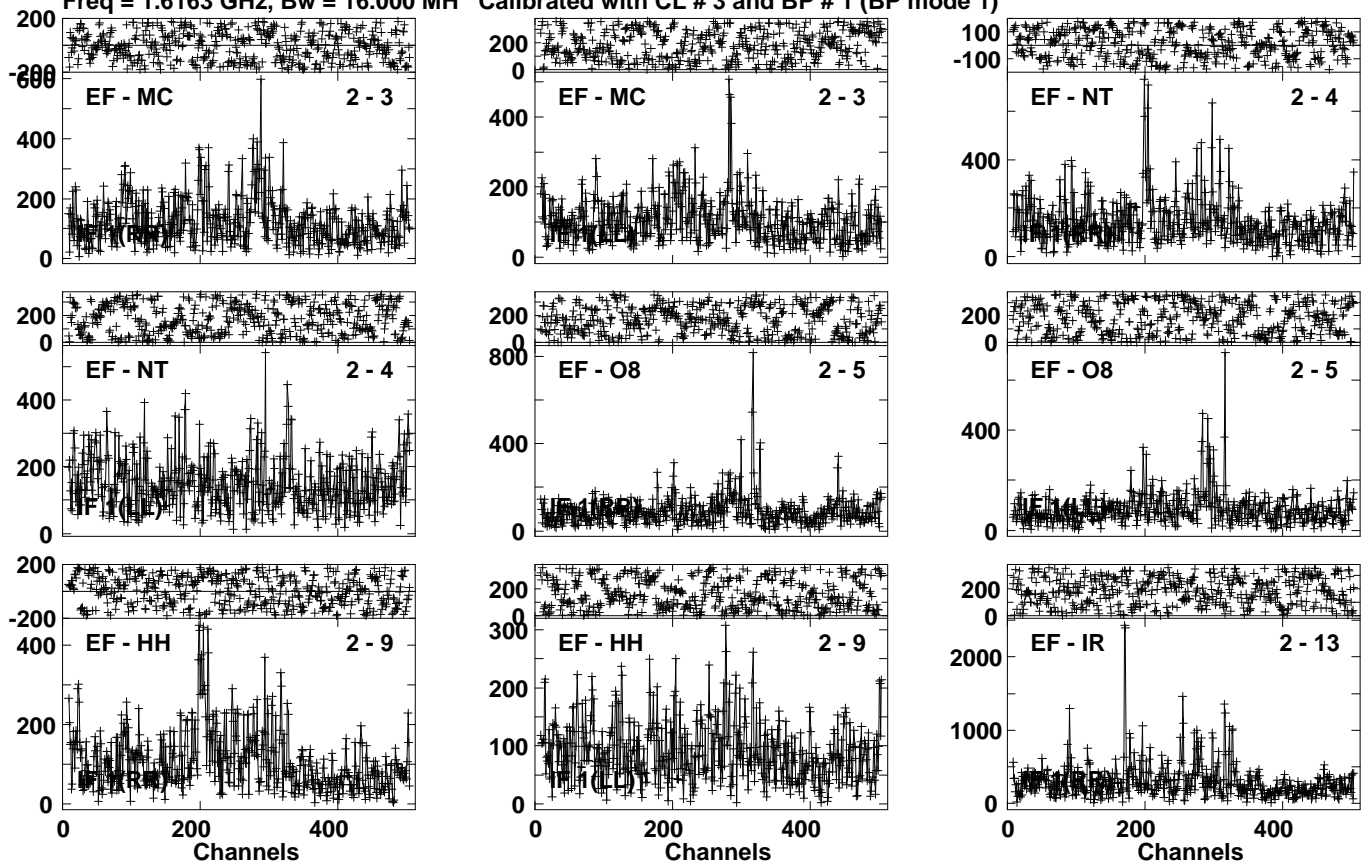
Vector averaged cross-power spectrum Several baselines displayed

Timerange: 00/06:19:21 to 00/06:20:49

Plot file version 319 created 01-FEB-2023 16:31:31

IR17526N EW022A 4.UVDATA.1

Freq = 1.6163 GHz, Bw = 16.000 MH Calibrated with CL # 3 and BP # 1 (BP mode 1)

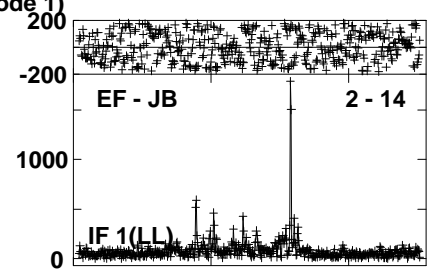
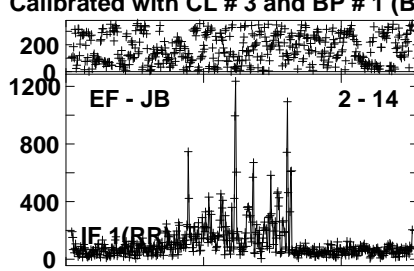
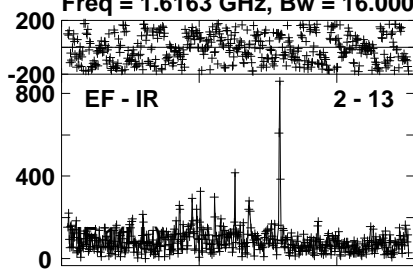


Lower frame: Milli Ampl Jy Top frame: Phas deg
Vector averaged cross-power spectrum Several baselines displayed
Timerange: 00/06:20:51 to 00/06:24:19

Plot file version 320 created 01-FEB-2023 16:31:31

IR17526N EW022A 4.UVDATA.1

Freq = 1.6163 GHz, Bw = 16.000 MH Calibrated with CL # 3 and BP # 1 (BP mode 1)

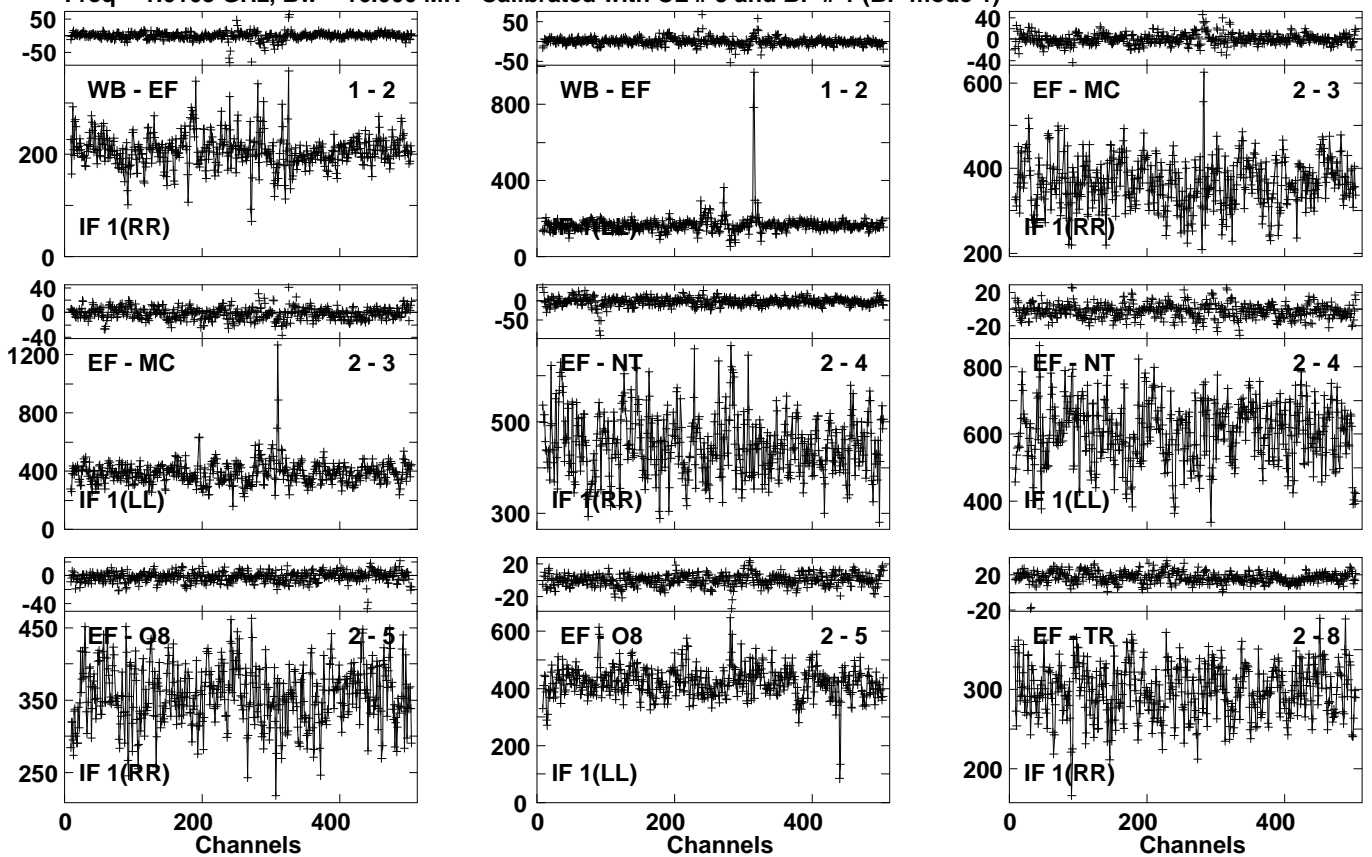


Lower frame: Milli Ampl Jy Top frame: Phas deg
Vector averaged cross-power spectrum Several baselines displayed
Timerange: 00/06:20:51 to 00/06:24:19

Plot file version 321 created 01-FEB-2023 16:31:31

J1748+3404 EW022A 4.UVDATA.1

Freq = 1.6163 GHz, Bw = 16.000 MH Calibrated with CL # 3 and BP # 1 (BP mode 1)

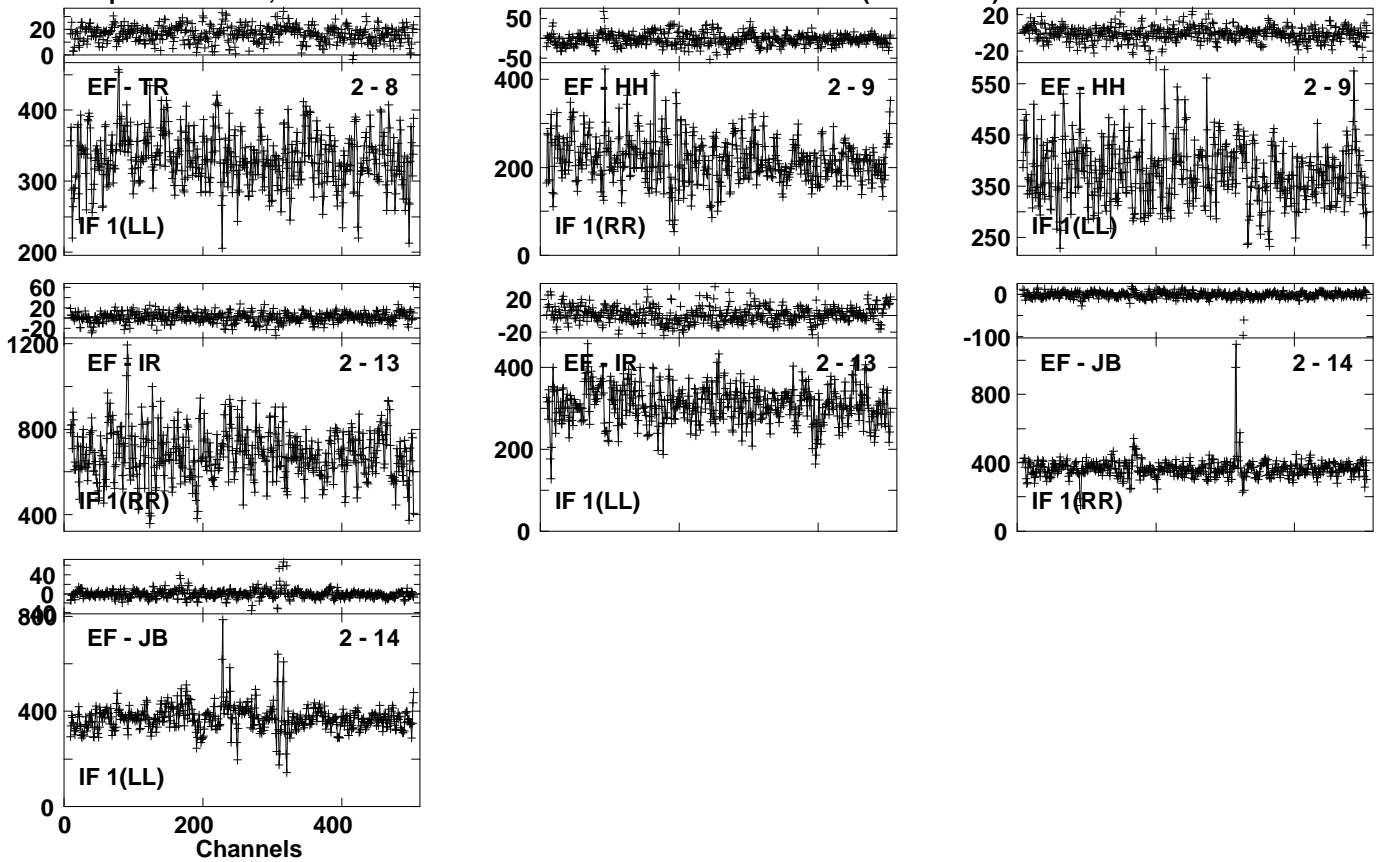


Lower frame: Milli Ampl Jy Top frame: Phas deg
Vector averaged cross-power spectrum Several baselines displayed
Timerange: 00/06:24:51 to 00/06:25:49

Plot file version 322 created 01-FEB-2023 16:31:32

J1748+3404 EW022A 4.UVDATA.1

Freq = 1.6163 GHz, Bw = 16.000 MH Calibrated with CL # 3 and BP # 1 (BP mode 1)

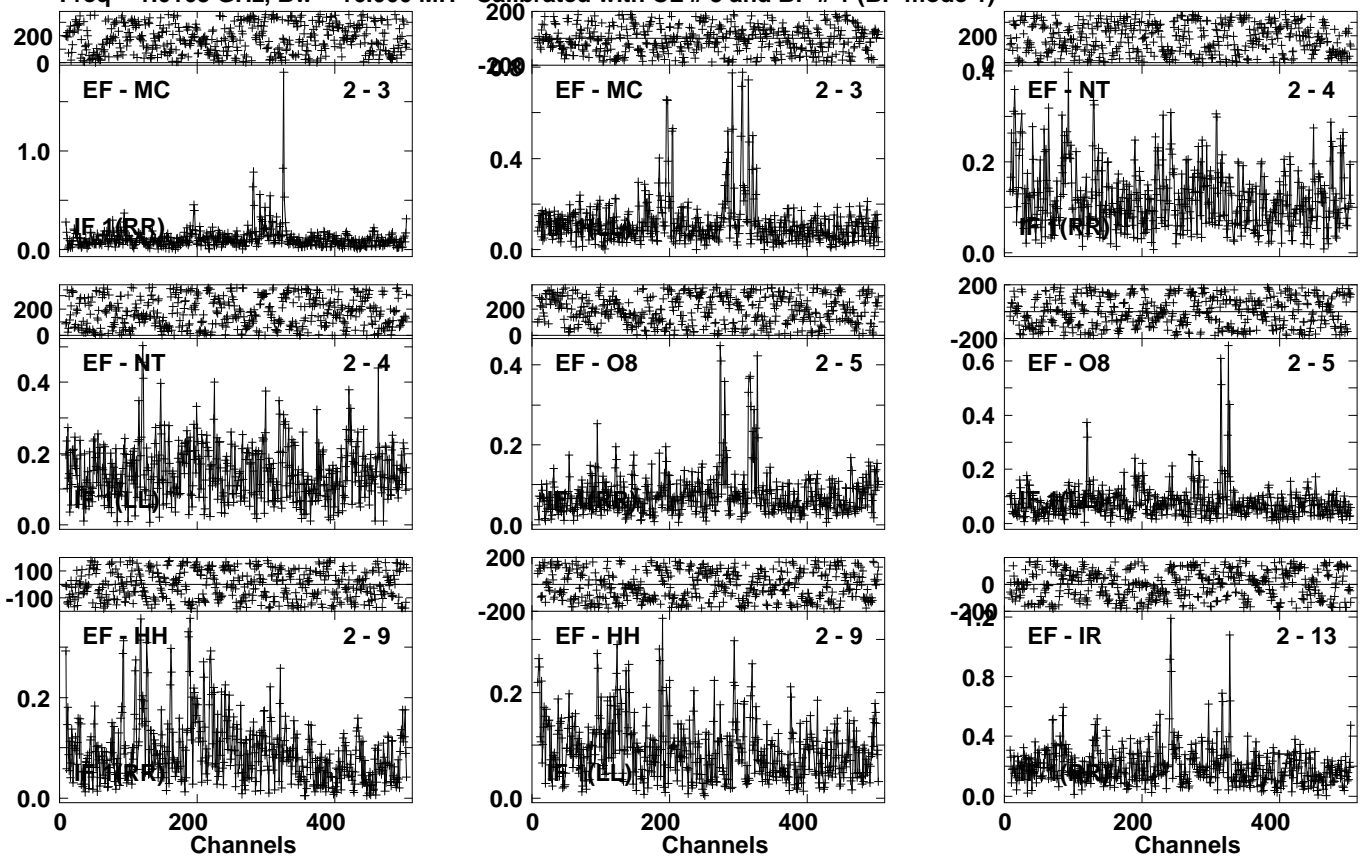


Lower frame: Milli Ampl Jy Top frame: Phas deg
Vector averaged cross-power spectrum Several baselines displayed
Timerange: 00/06:24:51 to 00/06:25:49

Plot file version 323 created 01-FEB-2023 16:31:32

IR17526N EW022A 4.UVDATA.1

Freq = 1.6163 GHz, Bw = 16.000 MH Calibrated with CL # 3 and BP # 1 (BP mode 1)

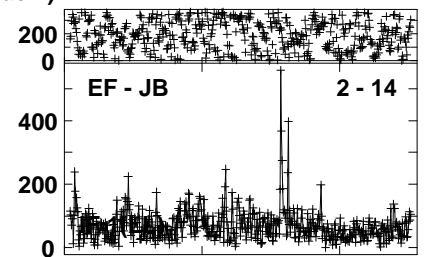
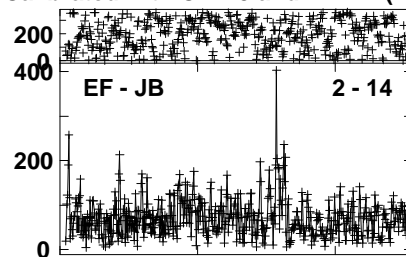
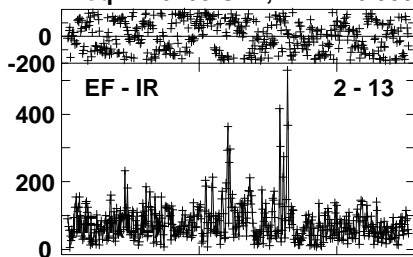


Lower frame: Ampl Jy Top frame: Phas deg
Vector averaged cross-power spectrum Several baselines displayed
Timerange: 00/06:25:51 to 00/06:29:19

Plot file version 324 created 01-FEB-2023 16:31:32

IR17526N EW022A 4.UVDATA.1

Freq = 1.6163 GHz, Bw = 16.000 MH Calibrated with CL # 3 and BP # 1 (BP mode 1)



Lower frame: Milli Ampl Jy Top frame: Phas deg

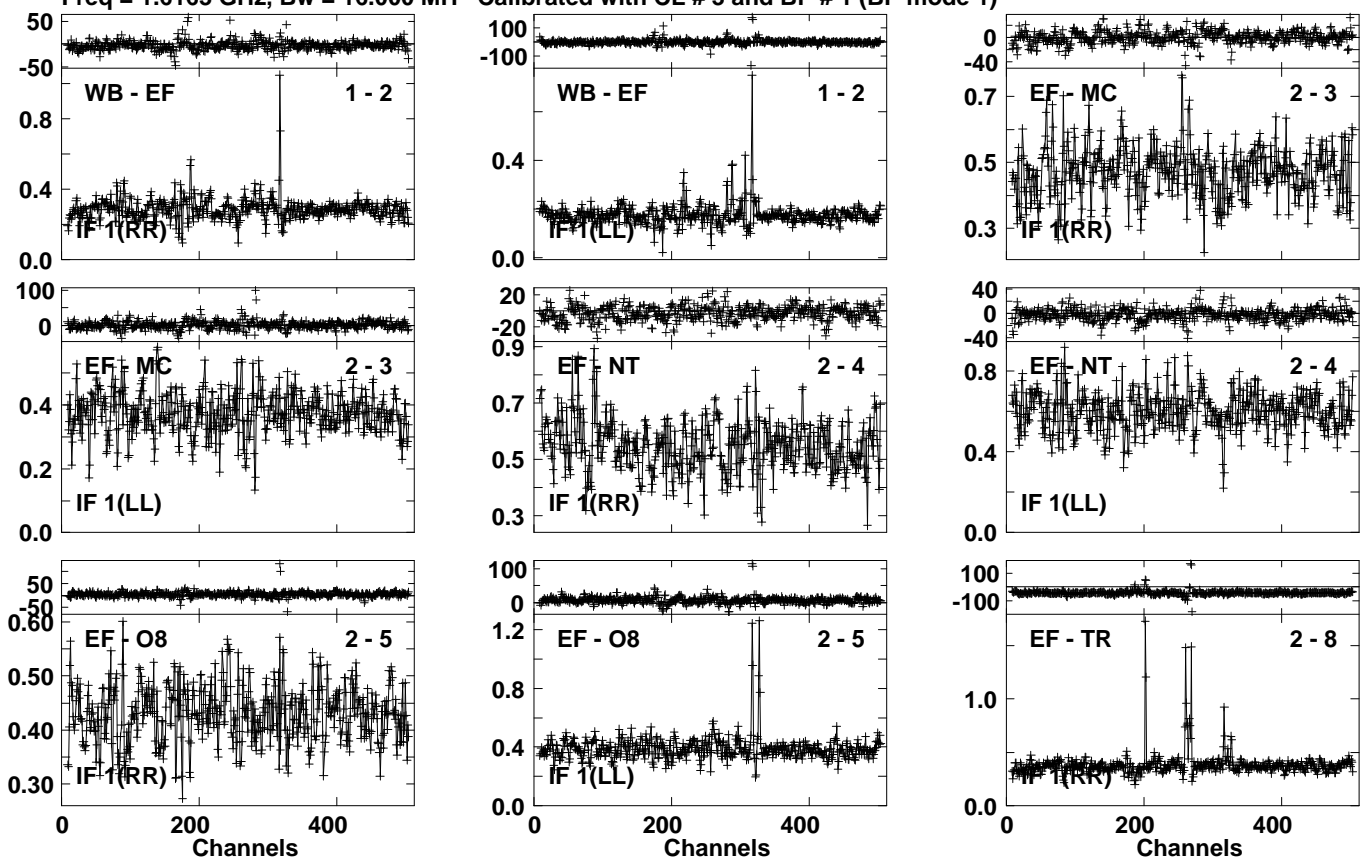
Vector averaged cross-power spectrum Several baselines displayed

Timerange: 00/06:25:51 to 00/06:29:19

Plot file version 325 created 01-FEB-2023 16:31:32

J1748+3404 EW022A 4.UVDATA.1

Freq = 1.6163 GHz, Bw = 16.000 MH Calibrated with CL # 3 and BP # 1 (BP mode 1)

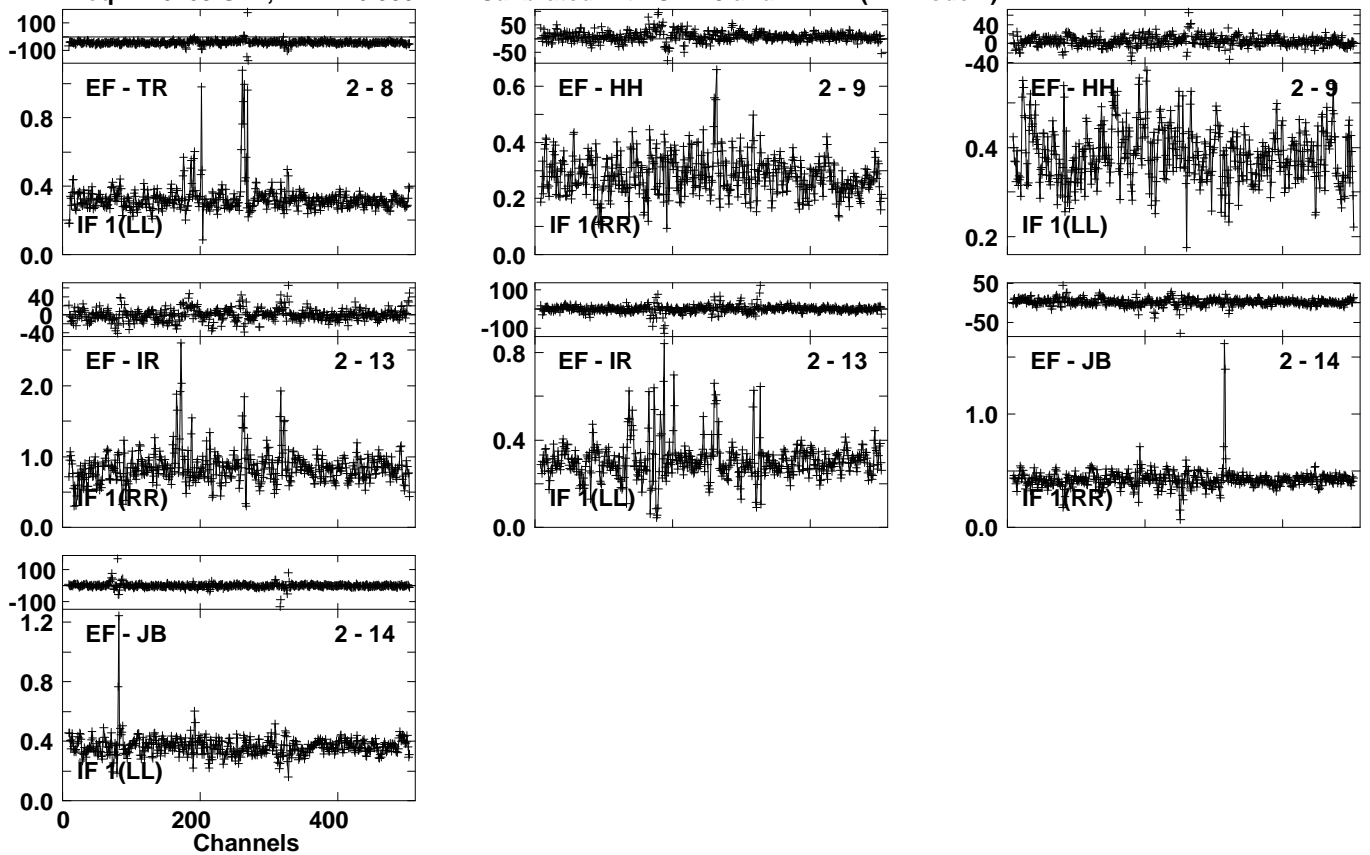


Lower frame: Ampl Jy Top frame: Phas deg
Vector averaged cross-power spectrum Several baselines displayed
Timerange: 00/06:29:21 to 00/06:30:49

Plot file version 326 created 01-FEB-2023 16:31:32

J1748+3404 EW022A 4.UVDATA.1

Freq = 1.6163 GHz, Bw = 16.000 MH Calibrated with CL # 3 and BP # 1 (BP mode 1)



Lower frame: Ampl Jy Top frame: Phas deg

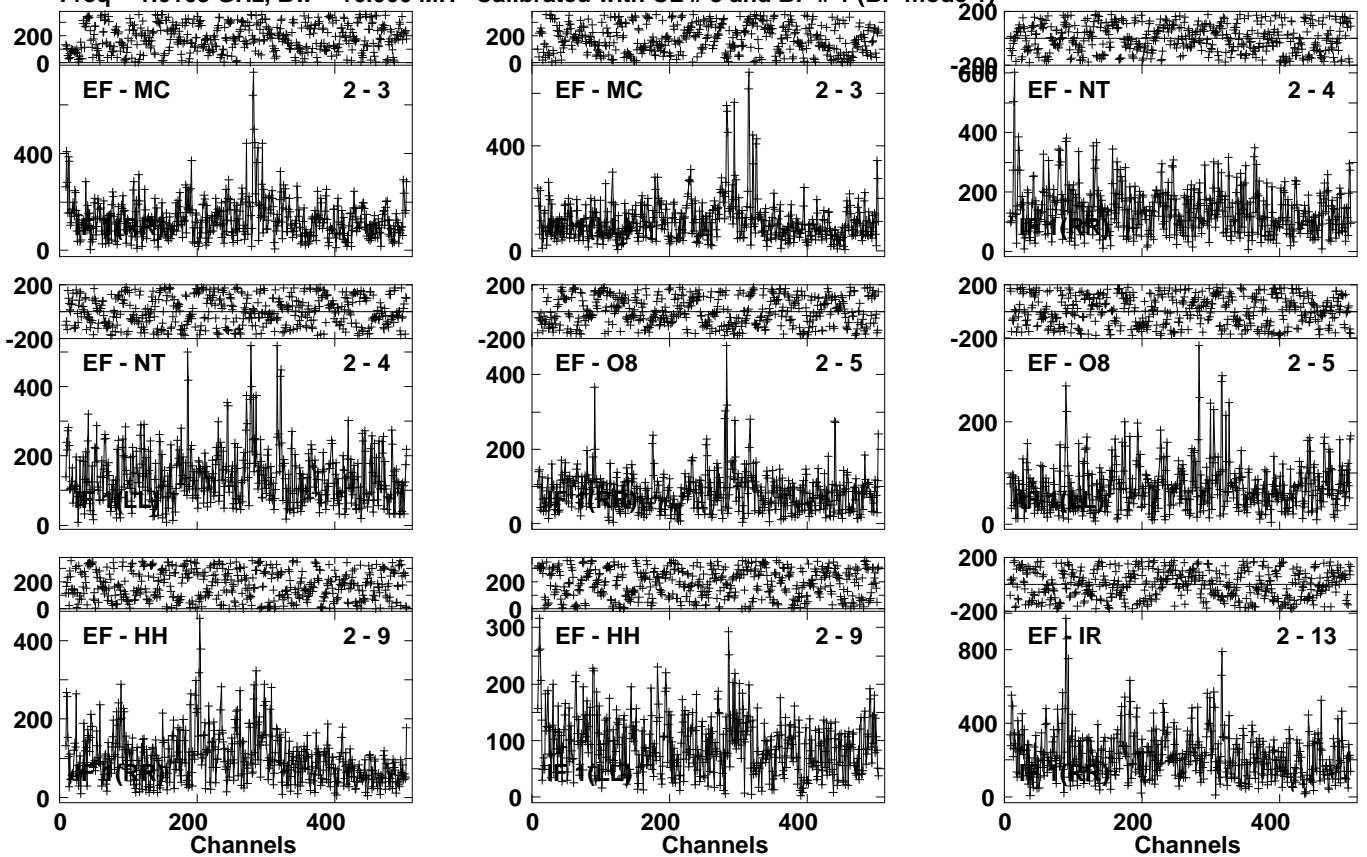
Vector averaged cross-power spectrum Several baselines displayed

Timerange: 00/06:29:21 to 00/06:30:49

Plot file version 327 created 01-FEB-2023 16:31:35

IR17526N EW022A 4.UVDATA.1

Freq = 1.6163 GHz, Bw = 16.000 MH Calibrated with CL # 3 and BP # 1 (BP mode 1)

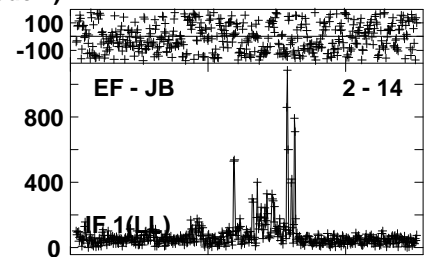
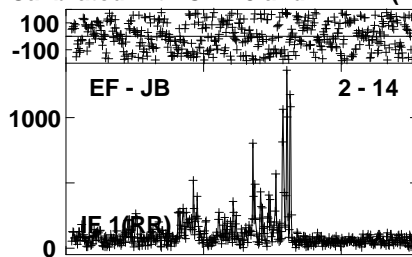
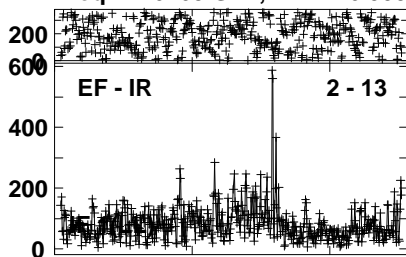


Lower frame: Milli Ampl Jy Top frame: Phas deg
Vector averaged cross-power spectrum Several baselines displayed
Timerange: 00/06:30:51 to 00/06:34:19

Plot file version 328 created 01-FEB-2023 16:31:35

IR17526N EW022A 4.UVDATA.1

Freq = 1.6163 GHz, Bw = 16.000 MH Calibrated with CL # 3 and BP # 1 (BP mode 1)

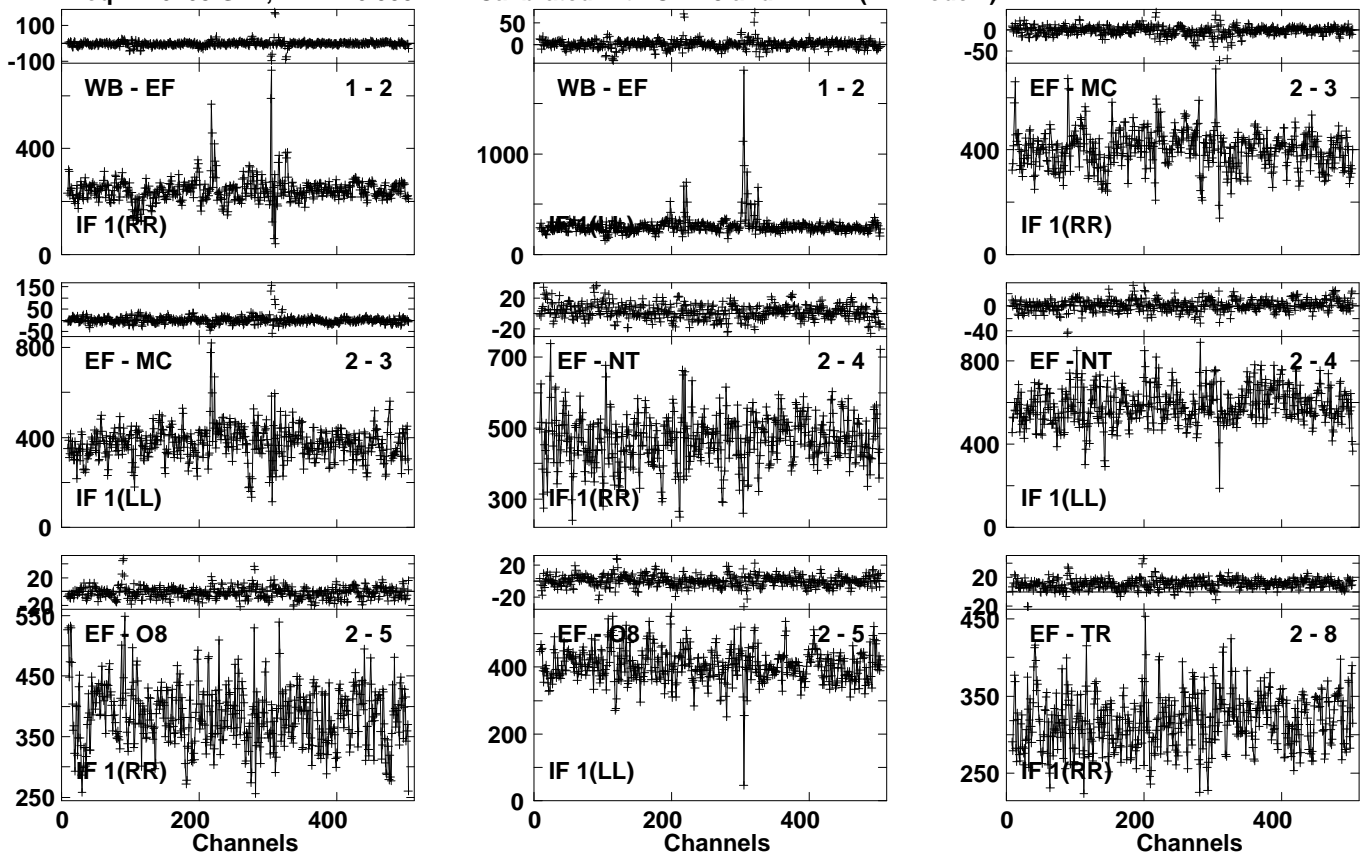


Lower frame: Milli Ampl Jy Top frame: Phas deg
Vector averaged cross-power spectrum Several baselines displayed
Timerange: 00/06:30:51 to 00/06:34:19

Plot file version 329 created 01-FEB-2023 16:31:35

J1748+3404 EW022A 4.UVDATA.1

Freq = 1.6163 GHz, Bw = 16.000 MH Calibrated with CL # 3 and BP # 1 (BP mode 1)

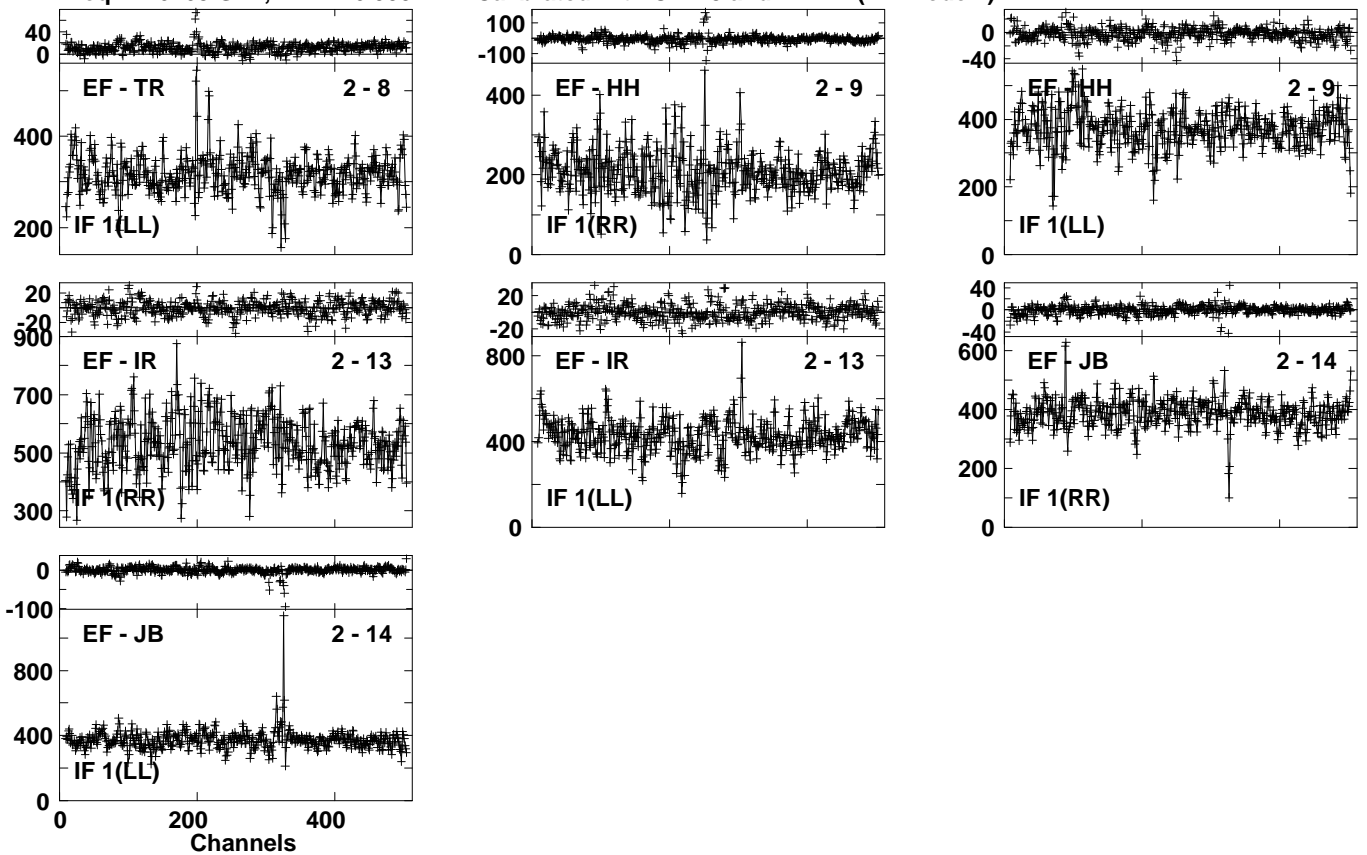


Lower frame: Milli Ampl Jy Top frame: Phas deg
Vector averaged cross-power spectrum Several baselines displayed
Timerange: 00/06:34:51 to 00/06:35:49

Plot file version 330 created 01-FEB-2023 16:31:35

J1748+3404 EW022A 4.UVDATA.1

Freq = 1.6163 GHz, Bw = 16.000 MH Calibrated with CL # 3 and BP # 1 (BP mode 1)



Lower frame: Milli Ampl Jy Top frame: Phas deg

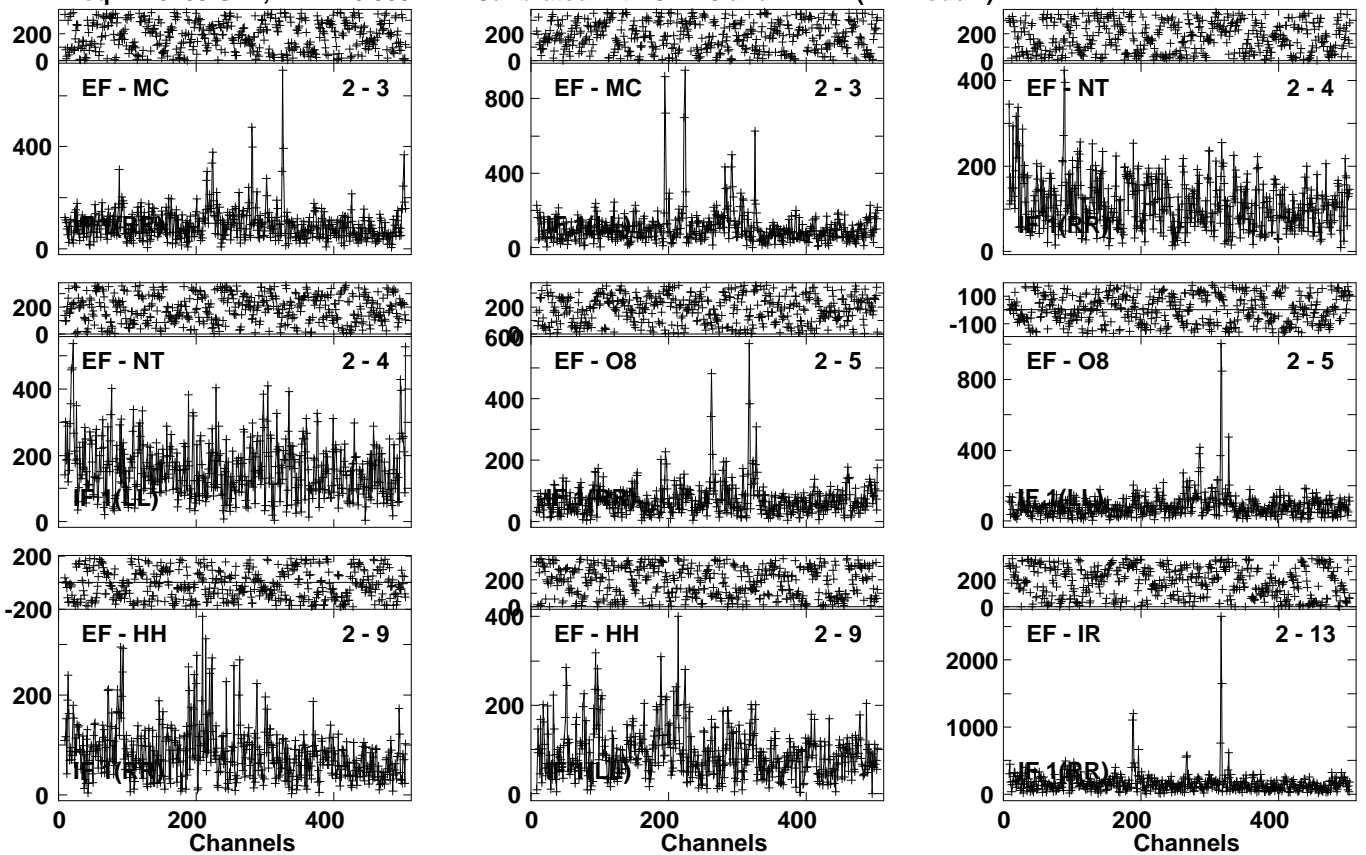
Vector averaged cross-power spectrum Several baselines displayed

Timerange: 00/06:34:51 to 00/06:35:49

Plot file version 331 created 01-FEB-2023 16:31:35

IR17526N EW022A 4.UVDATA.1

Freq = 1.6163 GHz, Bw = 16.000 MH Calibrated with CL # 3 and BP # 1 (BP mode 1)

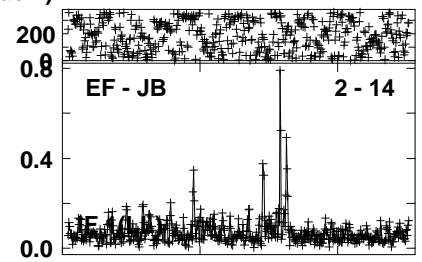
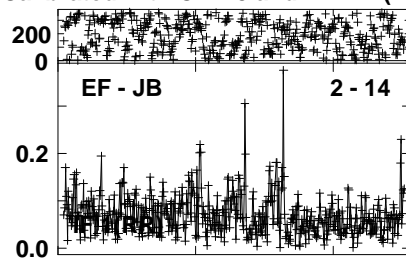
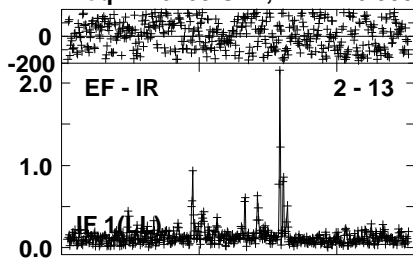


Lower frame: Milli Ampl Jy Top frame: Phas deg
Vector averaged cross-power spectrum Several baselines displayed
Timerange: 00/06:35:51 to 00/06:39:19

Plot file version 332 created 01-FEB-2023 16:31:35

IR17526N EW022A 4.UVDATA.1

Freq = 1.6163 GHz, Bw = 16.000 MH Calibrated with CL # 3 and BP # 1 (BP mode 1)

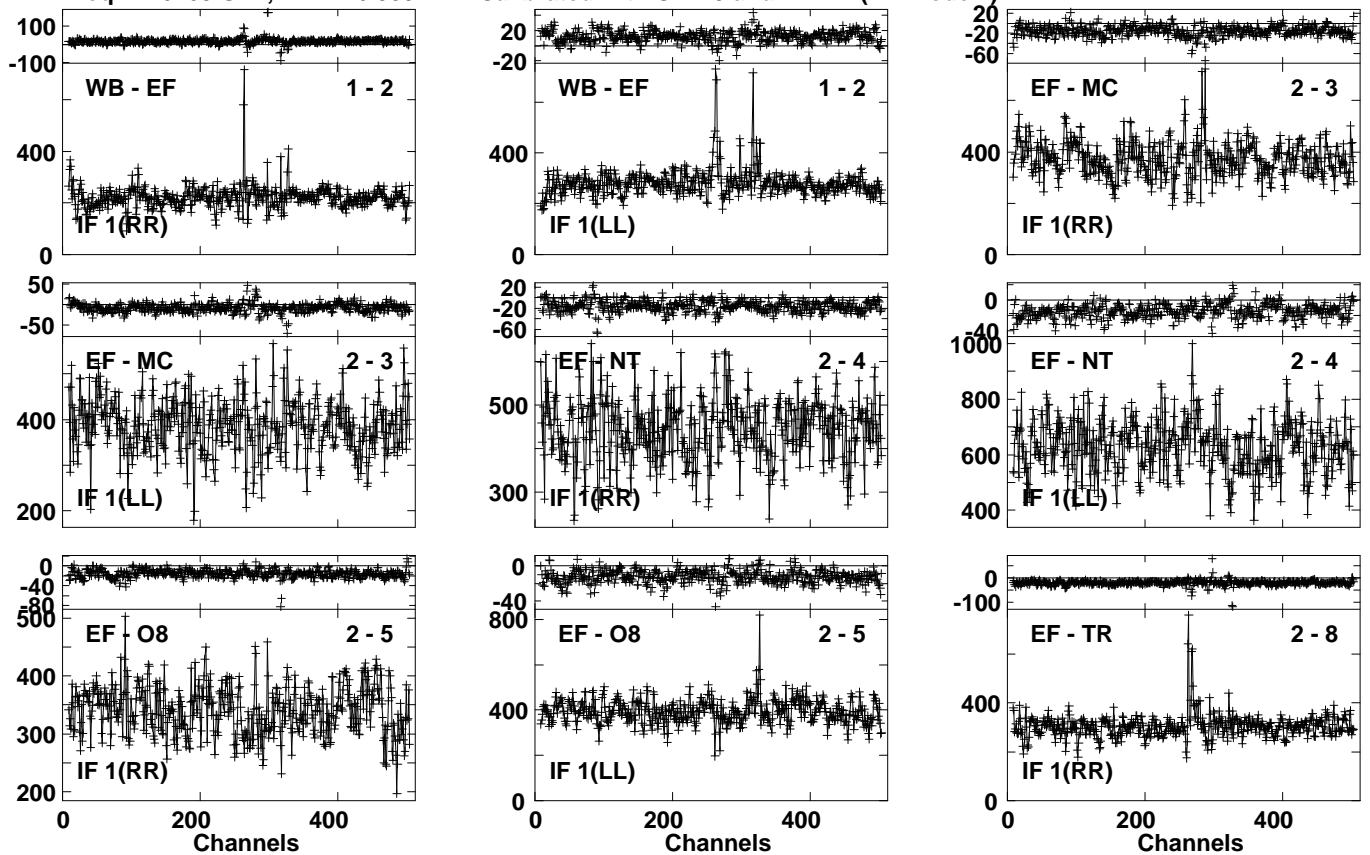


Lower frame: Ampl Jy Top frame: Phas deg
Vector averaged cross-power spectrum Several baselines displayed
Timerange: 00/06:35:51 to 00/06:39:19

Plot file version 333 created 01-FEB-2023 16:31:36

J1748+3404 EW022A 4.UVDATA.1

Freq = 1.6163 GHz, Bw = 16.000 MH Calibrated with CL # 3 and BP # 1 (BP mode 1)

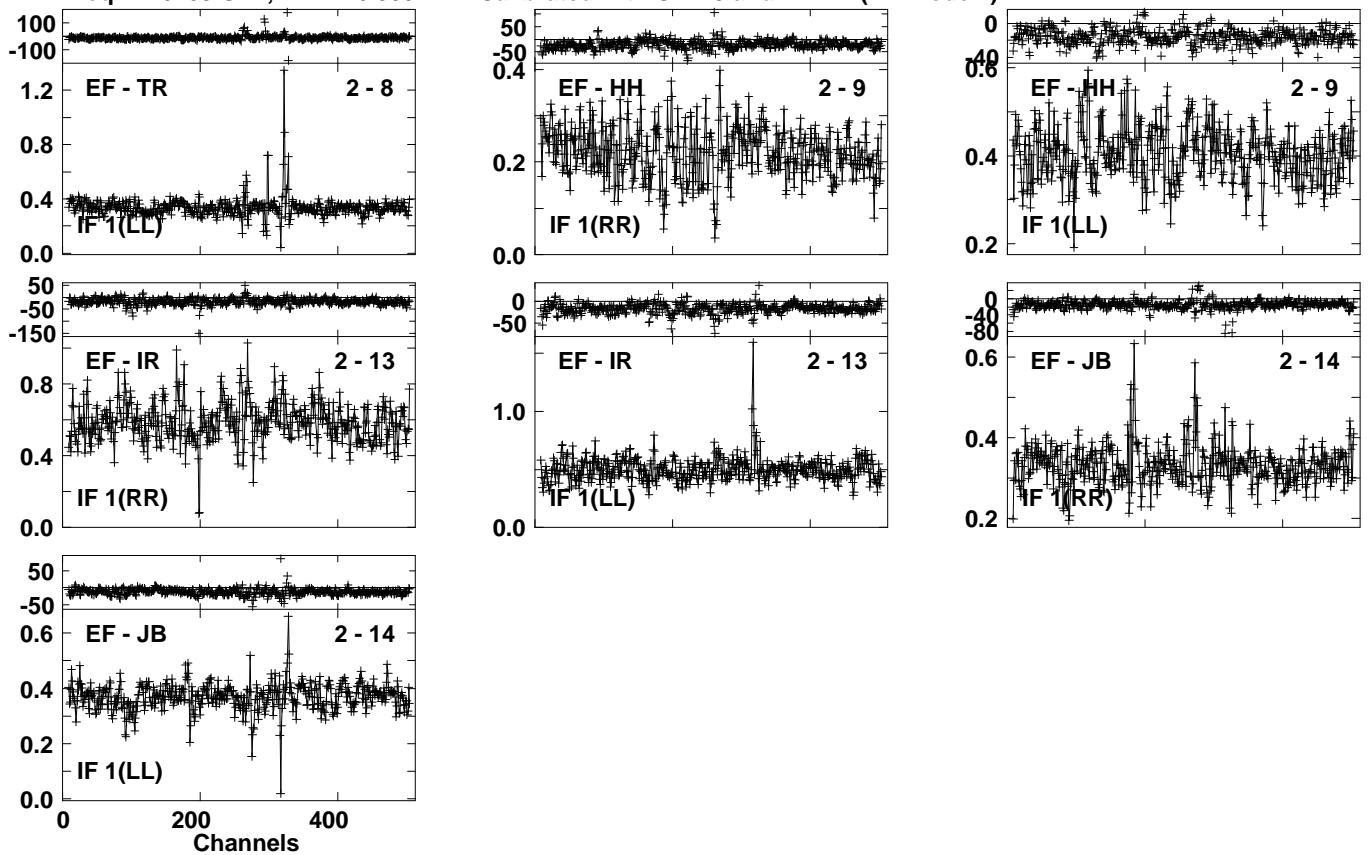


Lower frame: Milli Ampl Jy Top frame: Phas deg
Vector averaged cross-power spectrum Several baselines displayed
Timerange: 00/06:39:21 to 00/06:40:49

Plot file version 334 created 01-FEB-2023 16:31:36

J1748+3404 EW022A 4.UVDATA.1

Freq = 1.6163 GHz, Bw = 16.000 MH Calibrated with CL # 3 and BP # 1 (BP mode 1)



Lower frame: Ampl Jy Top frame: Phas deg

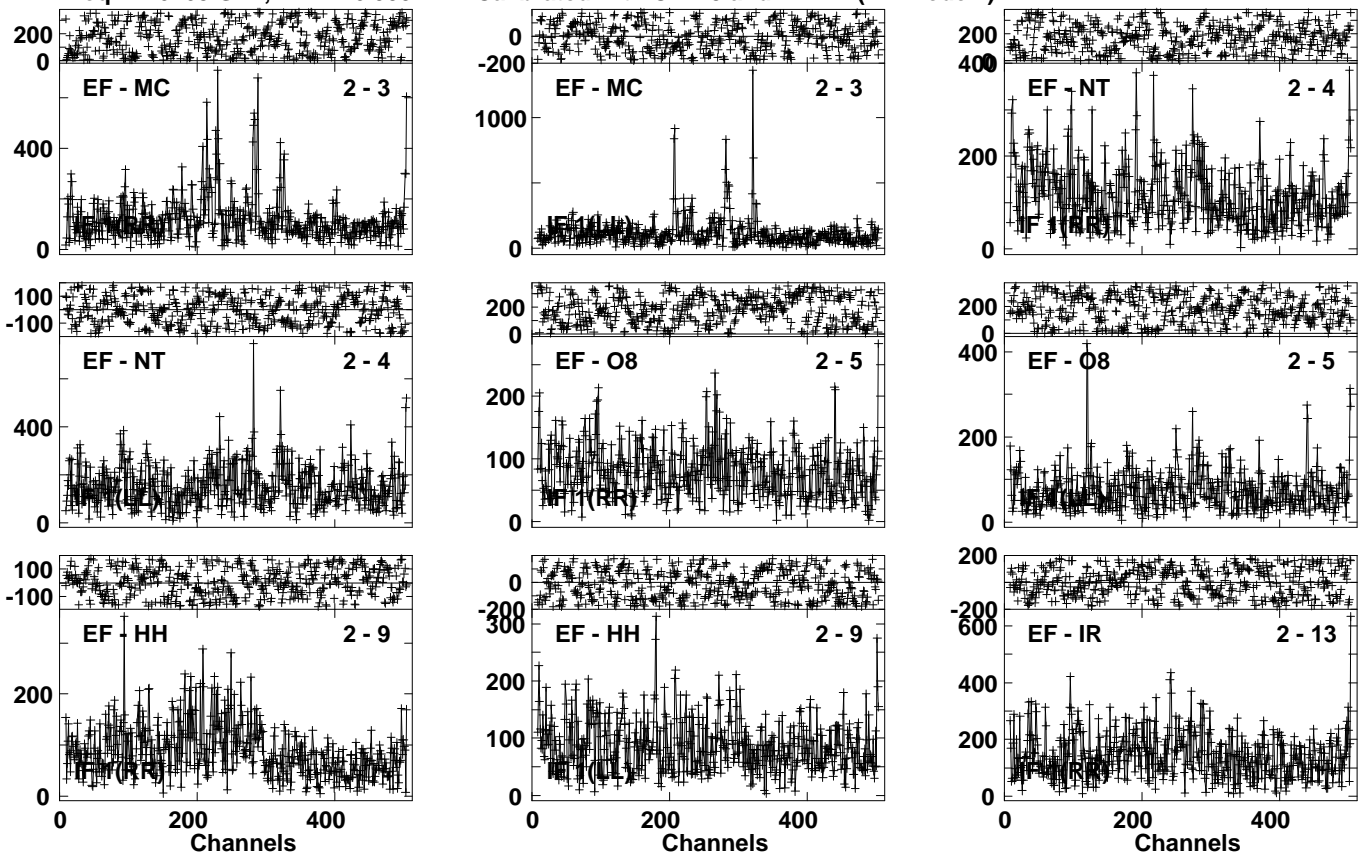
Vector averaged cross-power spectrum Several baselines displayed

Timerange: 00/06:39:21 to 00/06:40:49

Plot file version 335 created 01-FEB-2023 16:31:36

IR17526N EW022A 4.UVDATA.1

Freq = 1.6163 GHz, Bw = 16.000 MH Calibrated with CL # 3 and BP # 1 (BP mode 1)

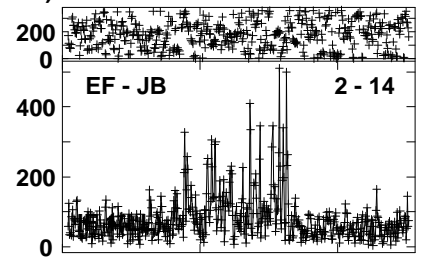
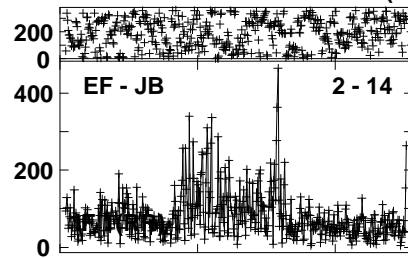
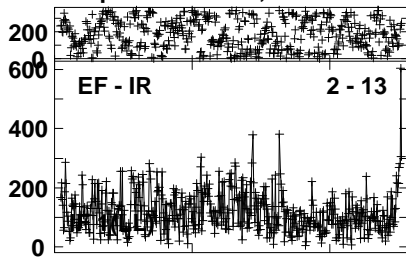


Lower frame: Milli Ampl Jy Top frame: Phas deg
Vector averaged cross-power spectrum Several baselines displayed
Timerange: 00/06:40:51 to 00/06:44:19

Plot file version 336 created 01-FEB-2023 16:31:36

IR17526N EW022A 4.UVDATA.1

Freq = 1.6163 GHz, Bw = 16.000 MH Calibrated with CL # 3 and BP # 1 (BP mode 1)

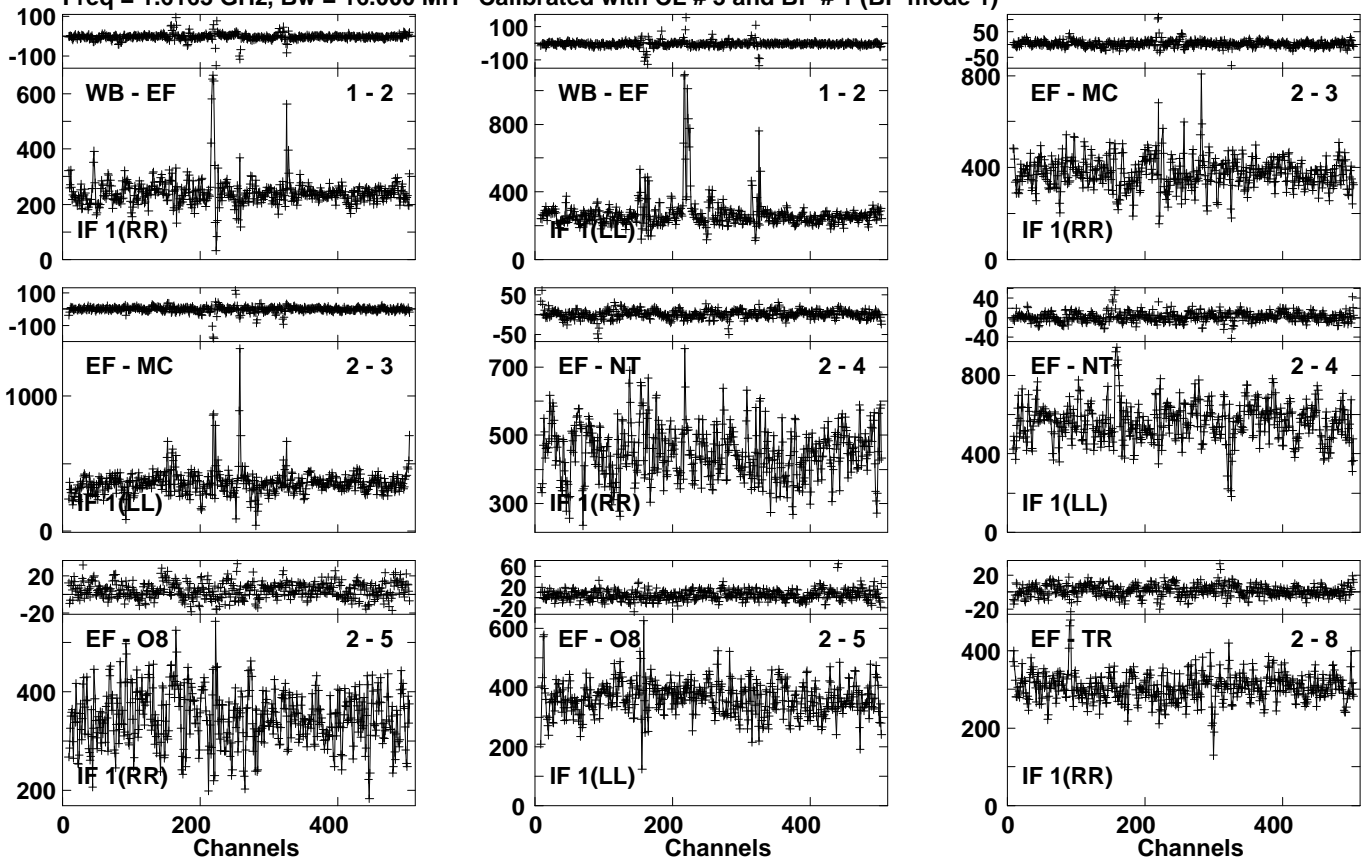


Lower frame: Milli Ampl Jy Top frame: Phas deg
Vector averaged cross-power spectrum Several baselines displayed
Timerange: 00/06:40:51 to 00/06:44:19

Plot file version 337 created 01-FEB-2023 16:31:36

J1748+3404 EW022A 4.UVDATA.1

Freq = 1.6163 GHz, Bw = 16.000 MH Calibrated with CL # 3 and BP # 1 (BP mode 1)

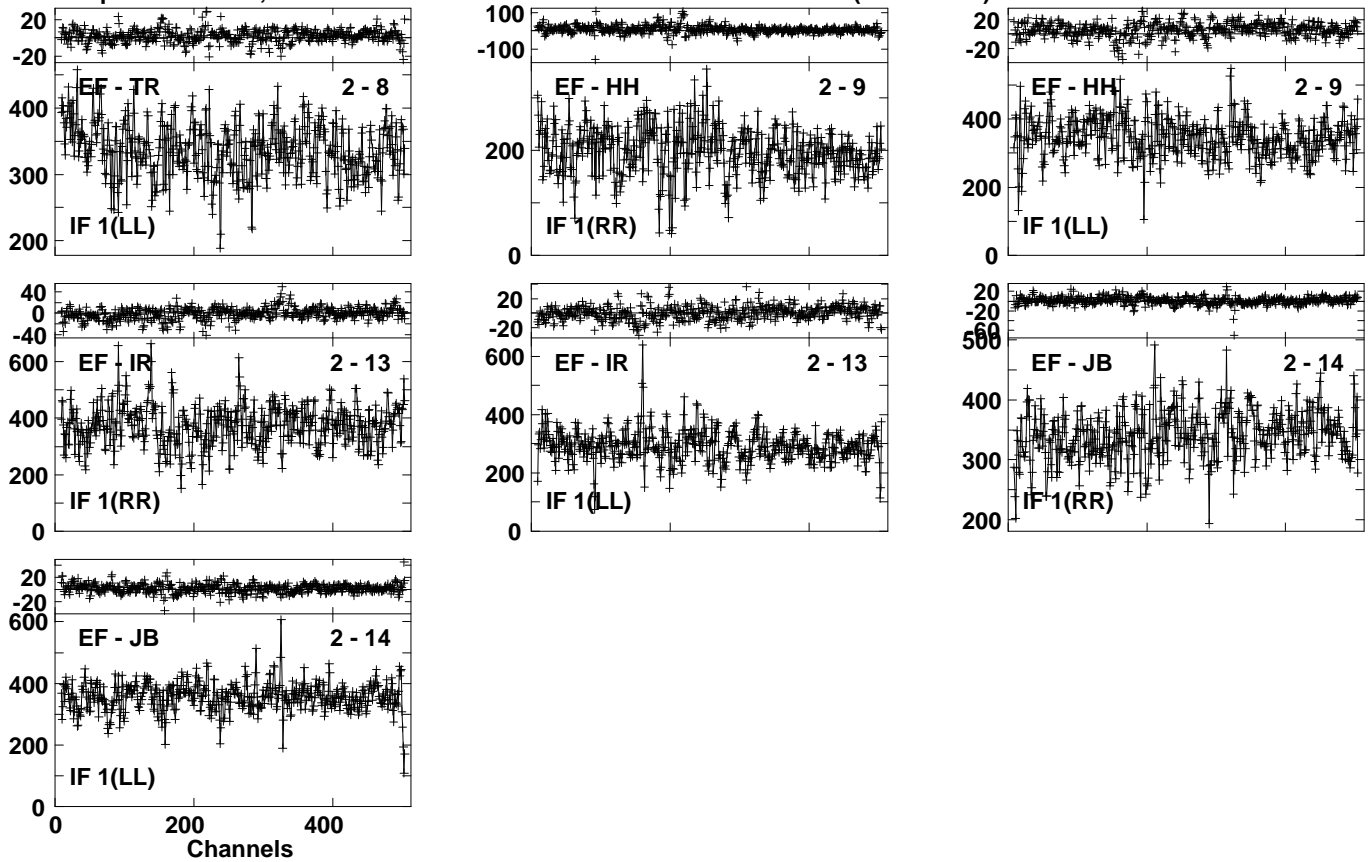


Lower frame: Milli Ampl Jy Top frame: Phas deg
Vector averaged cross-power spectrum Several baselines displayed
Timerange: 00/06:44:51 to 00/06:45:49

Plot file version 338 created 01-FEB-2023 16:31:36

J1748+3404 EW022A 4.UVDATA.1

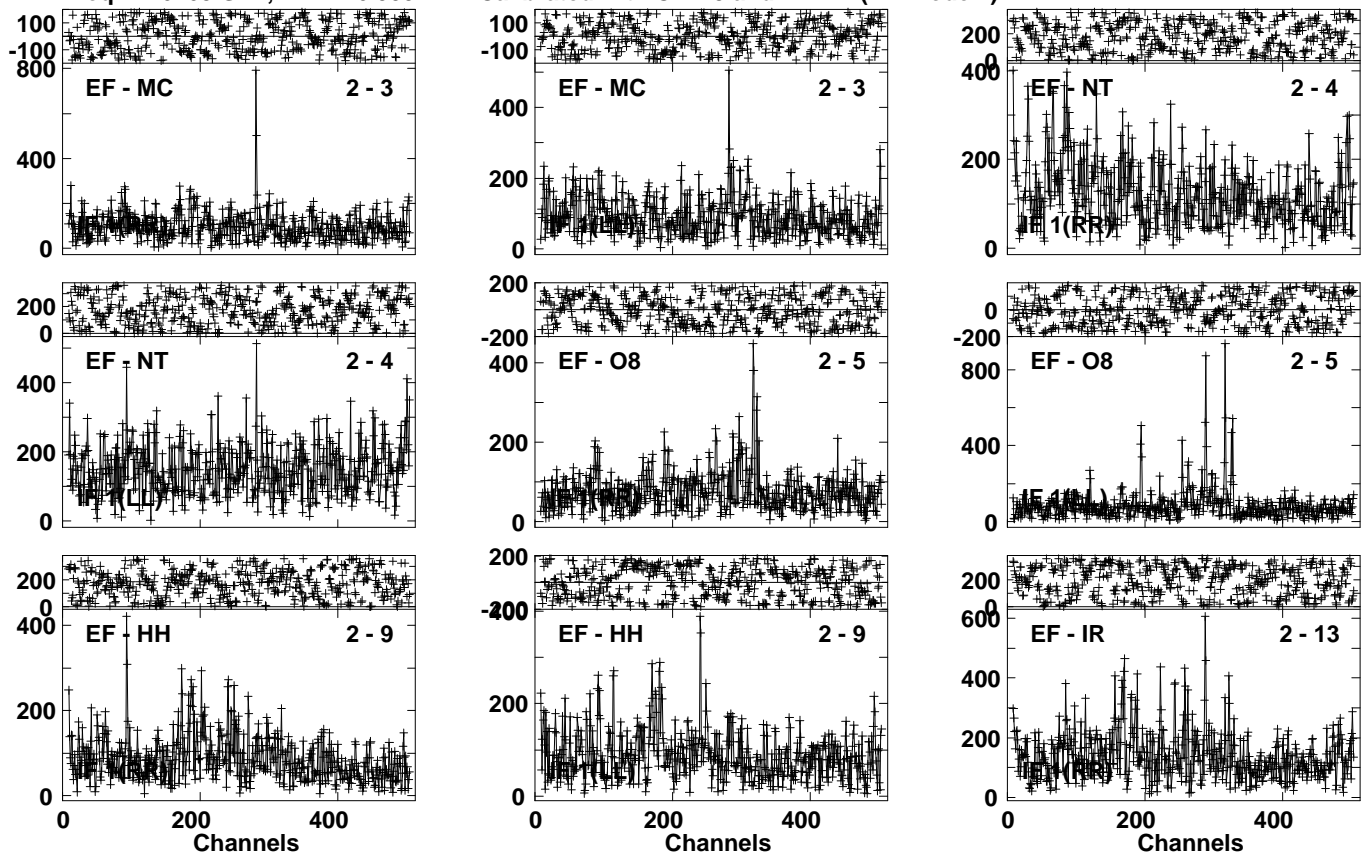
Freq = 1.6163 GHz, Bw = 16.000 MH Calibrated with CL # 3 and BP # 1 (BP mode 1)



Plot file version 339 created 01-FEB-2023 16:31:37

IR17526N EW022A 4.UVDATA.1

Freq = 1.6163 GHz, Bw = 16.000 MH Calibrated with CL # 3 and BP # 1 (BP mode 1)

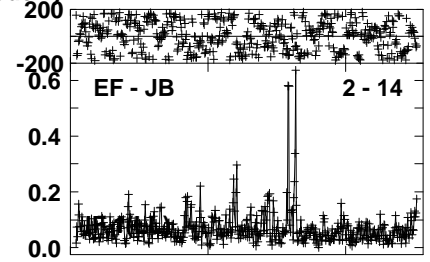
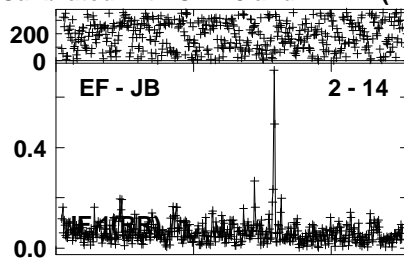
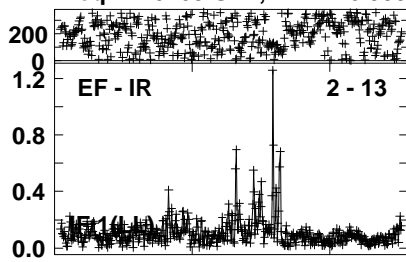


Lower frame: Milli Ampl Jy Top frame: Phas deg
Vector averaged cross-power spectrum Several baselines displayed
Timerange: 00/06:45:51 to 00/06:49:19

Plot file version 340 created 01-FEB-2023 16:31:37

IR17526N EW022A 4.UVDATA.1

Freq = 1.6163 GHz, Bw = 16.000 MH Calibrated with CL # 3 and BP # 1 (BP mode 1)

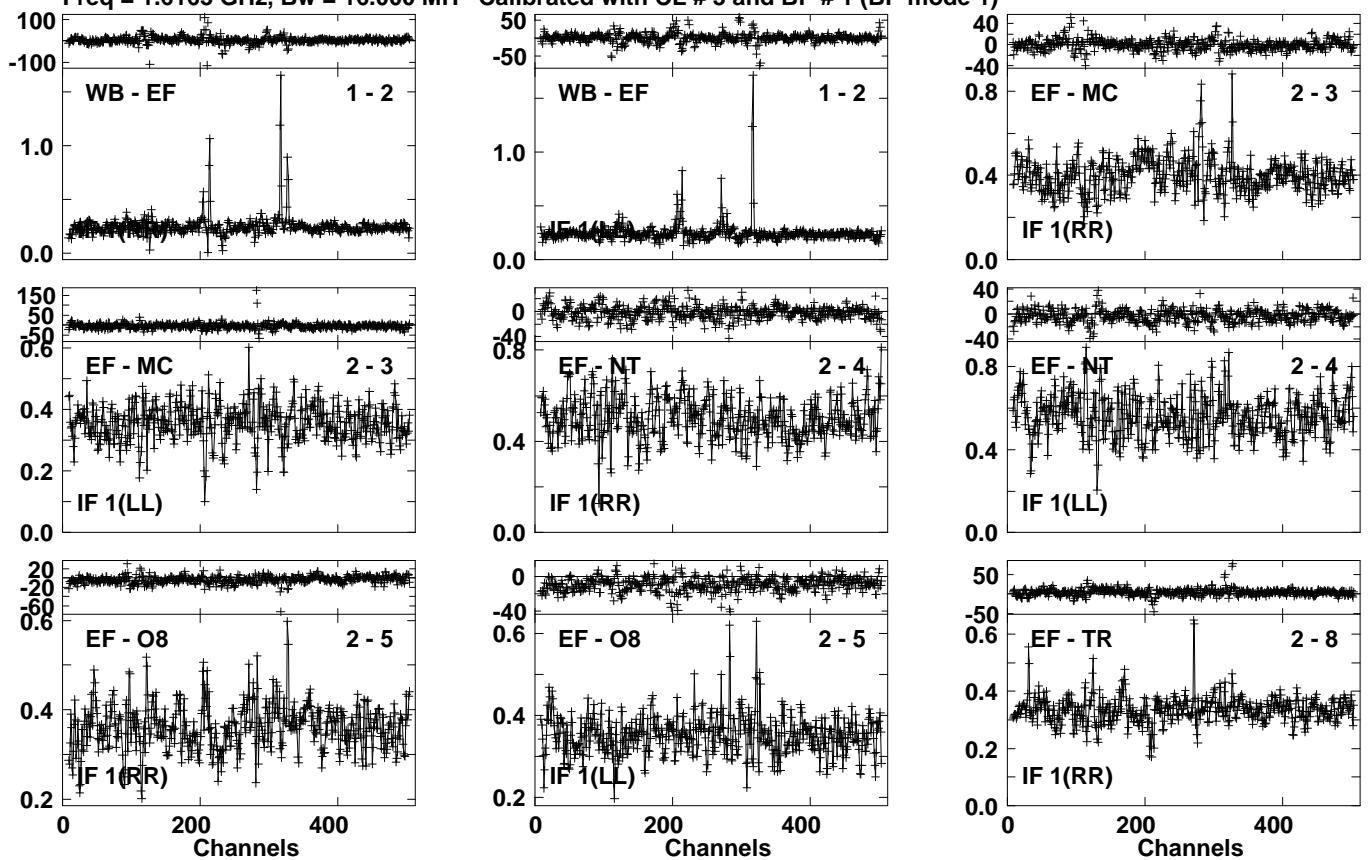


Lower frame: Ampl Jy Top frame: Phas deg
Vector averaged cross-power spectrum Several baselines displayed
Timerange: 00/06:45:51 to 00/06:49:19

Plot file version 341 created 01-FEB-2023 16:31:37

J1748+3404 EW022A 4.UVDATA.1

Freq = 1.6163 GHz, Bw = 16.000 MH Calibrated with CL # 3 and BP # 1 (BP mode 1)

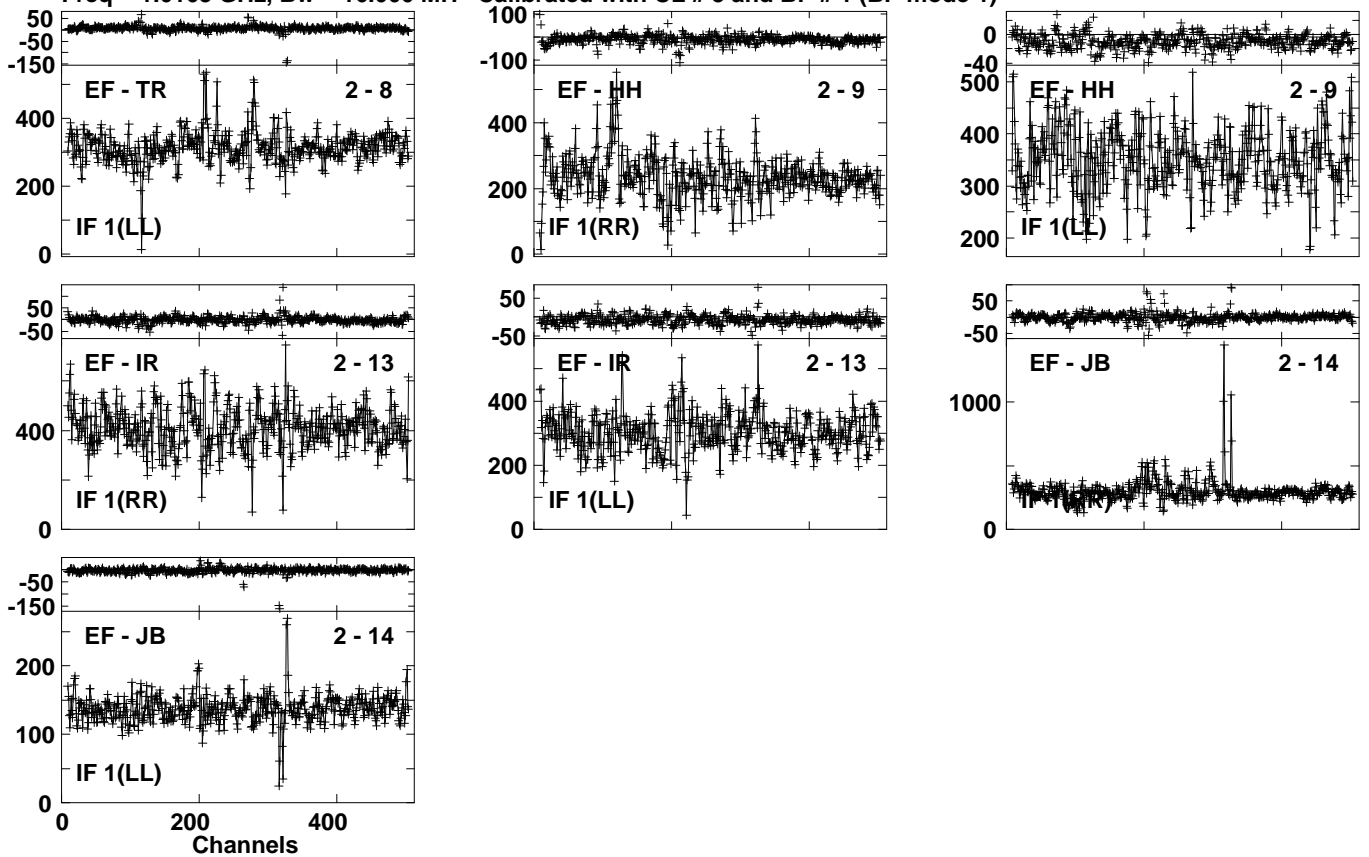


Lower frame: Ampl Jy Top frame: Phas deg
Vector averaged cross-power spectrum Several baselines displayed
Timerange: 00/06:49:21 to 00/06:50:49

Plot file version 342 created 01-FEB-2023 16:31:37

J1748+3404 EW022A 4.UVDATA.1

Freq = 1.6163 GHz, Bw = 16.000 MH Calibrated with CL # 3 and BP # 1 (BP mode 1)

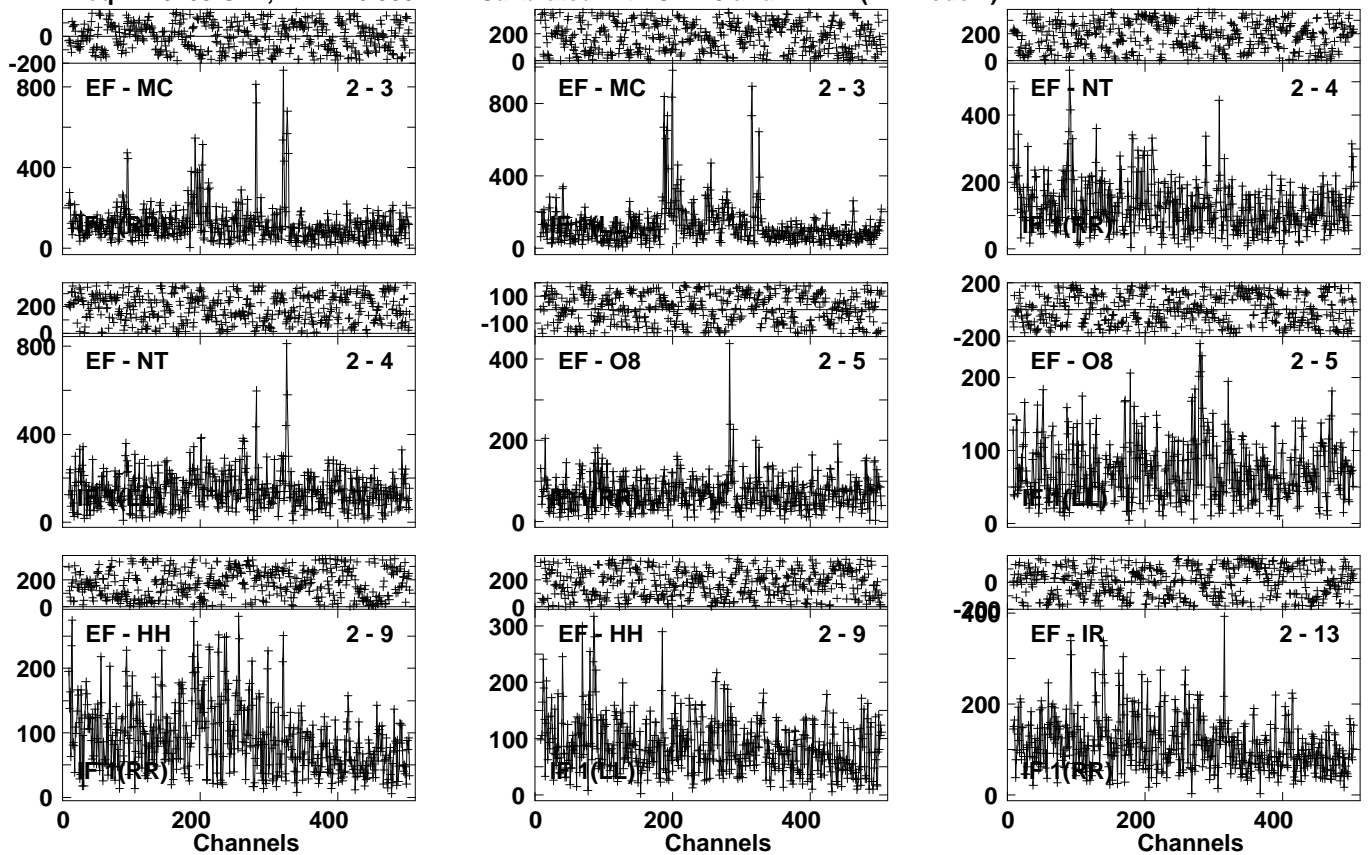


Lower frame: Milli Ampl Jy Top frame: Phas deg
Vector averaged cross-power spectrum Several baselines displayed
Timerange: 00/06:49:21 to 00/06:50:49

Plot file version 343 created 01-FEB-2023 16:31:37

IR17526N EW022A 4.UVDATA.1

Freq = 1.6163 GHz, Bw = 16.000 MH Calibrated with CL # 3 and BP # 1 (BP mode 1)


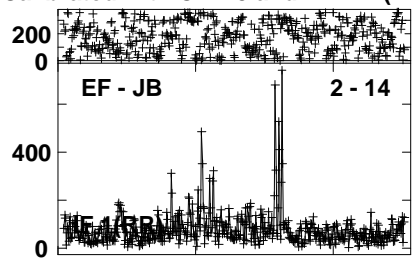
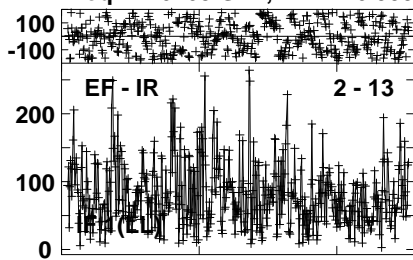


Lower frame: Milli Ampl Jy Top frame: Phas deg
Vector averaged cross-power spectrum Several baselines displayed
Timerange: 00/06:50:51 to 00/06:54:19

Plot file version 344 created 01-FEB-2023 16:31:38

IR17526N EW022A 4.UVDATA.1

Freq = 1.6163 GHz, Bw = 16.000 MH Calibrated with CL # 3 and BP # 1 (BP mode 1)

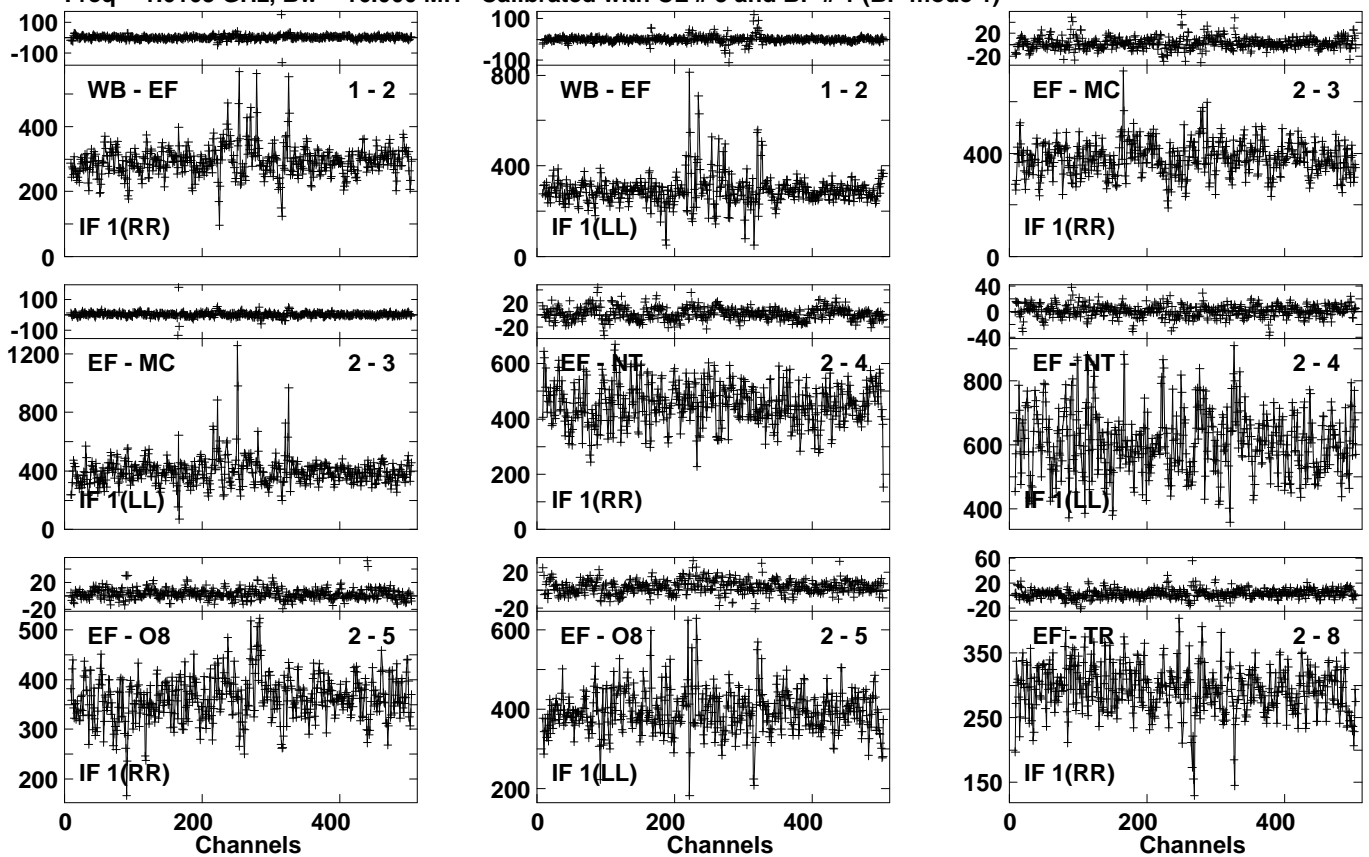


Lower frame: Milli Ampl Jy Top frame: Phas deg
Vector averaged cross-power spectrum Several baselines displayed
Timerange: 00/06:50:51 to 00/06:54:19

Plot file version 345 created 01-FEB-2023 16:31:38

J1748+3404 EW022A 4.UVDATA.1

Freq = 1.6163 GHz, Bw = 16.000 MH Calibrated with CL # 3 and BP # 1 (BP mode 1)

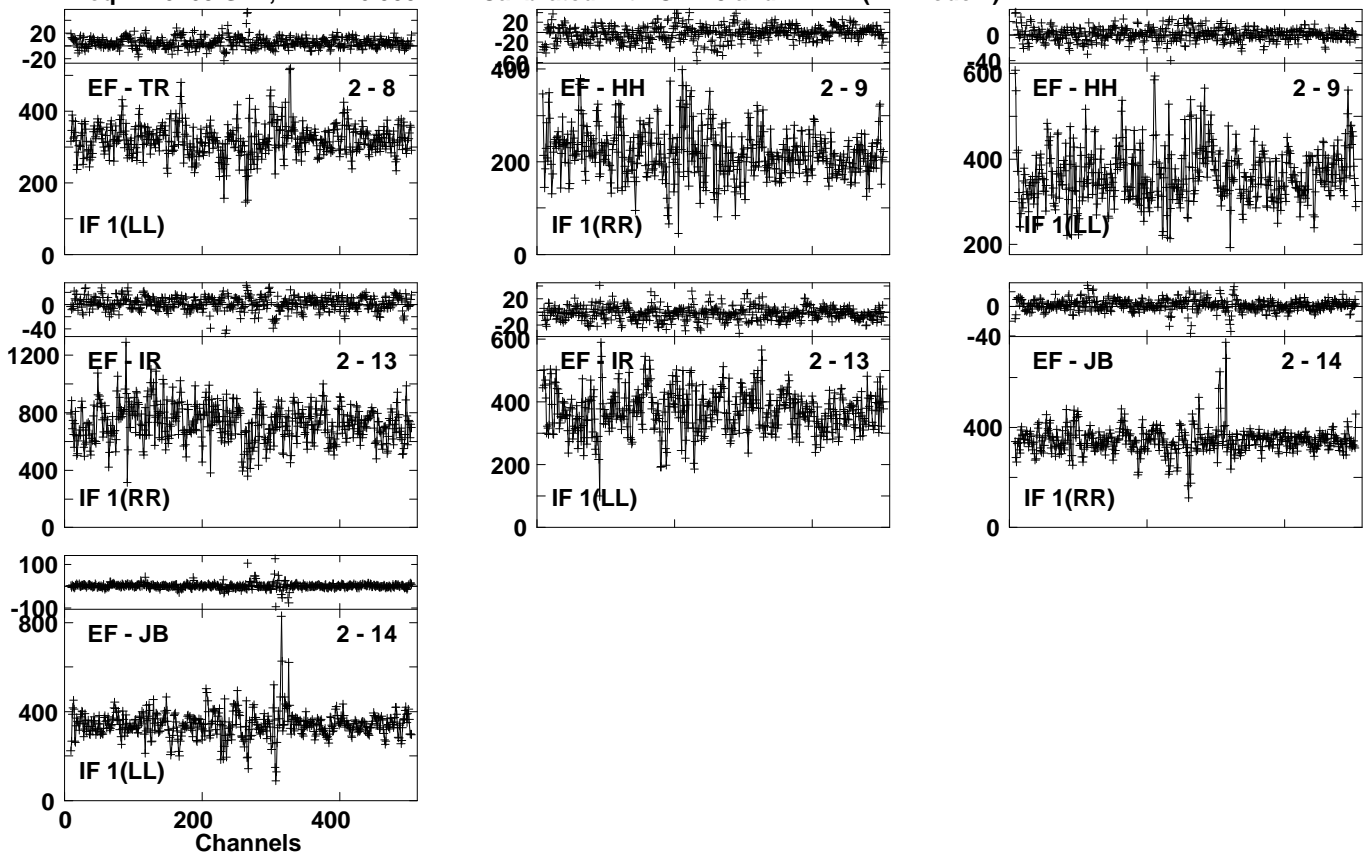


Lower frame: Milli Ampl Jy Top frame: Phas deg
Vector averaged cross-power spectrum Several baselines displayed
Timerange: 00/06:54:51 to 00/06:55:49

Plot file version 346 created 01-FEB-2023 16:31:38

J1748+3404 EW022A 4.UVDATA.1

Freq = 1.6163 GHz, Bw = 16.000 MH Calibrated with CL # 3 and BP # 1 (BP mode 1)



Lower frame: Milli Ampl Jy Top frame: Phas deg

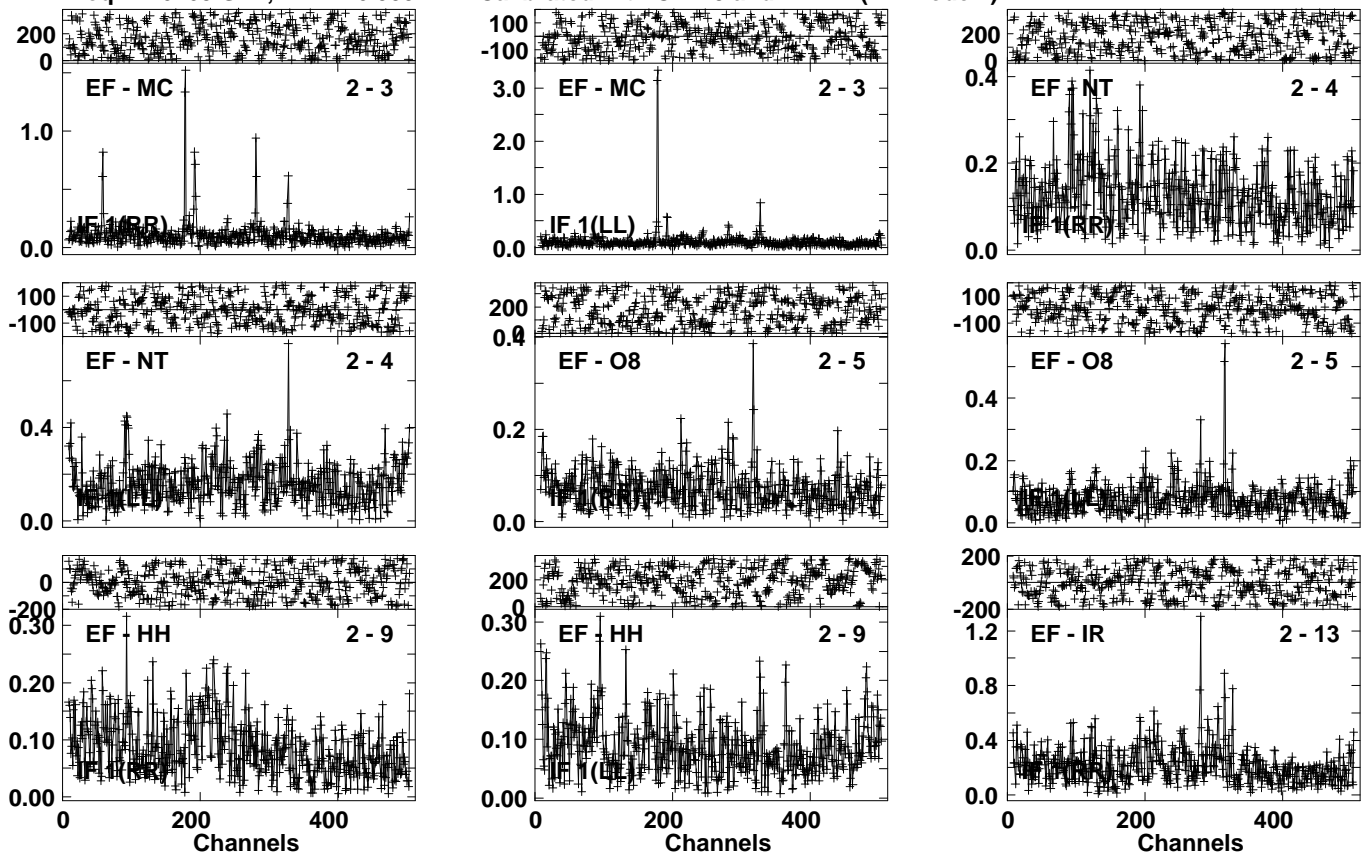
Vector averaged cross-power spectrum Several baselines displayed

Timerange: 00/06:54:51 to 00/06:55:49

Plot file version 347 created 01-FEB-2023 16:31:38

IR17526N EW022A 4.UVDATA.1

Freq = 1.6163 GHz, Bw = 16.000 MH Calibrated with CL # 3 and BP # 1 (BP mode 1)

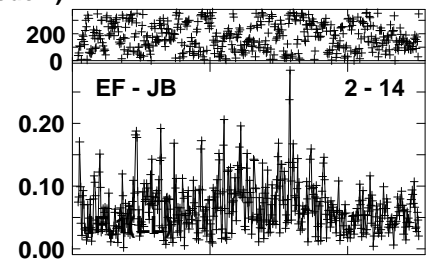
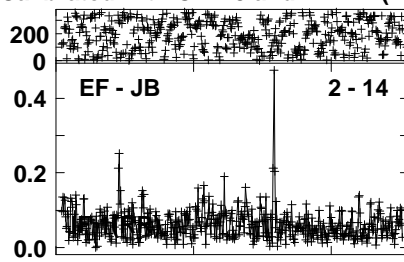
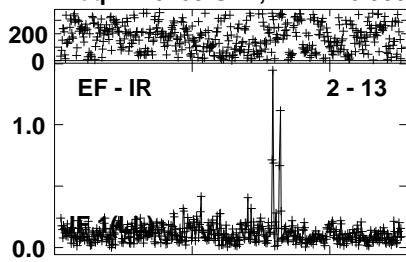


Lower frame: Ampl Jy Top frame: Phas deg
Vector averaged cross-power spectrum Several baselines displayed
Timerange: 00/06:55:51 to 00/06:59:19

Plot file version 348 created 01-FEB-2023 16:31:38

IR17526N EW022A 4.UVDATA.1

Freq = 1.6163 GHz, Bw = 16.000 MH Calibrated with CL # 3 and BP # 1 (BP mode 1)

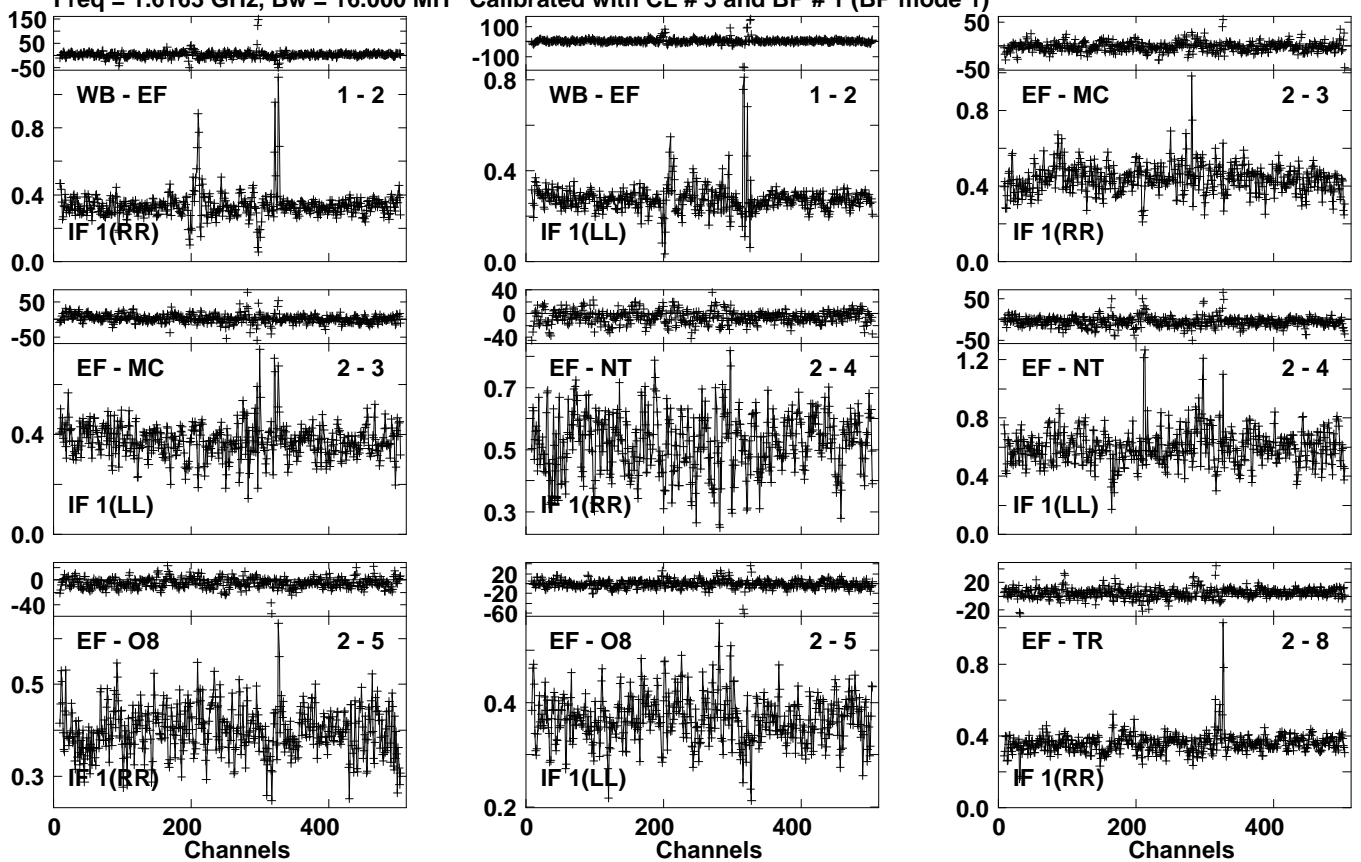


Lower frame: Ampl Jy Top frame: Phas deg
Vector averaged cross-power spectrum Several baselines displayed
Timerange: 00/06:55:51 to 00/06:59:19

Plot file version 349 created 01-FEB-2023 16:31:38

J1748+3404 EW022A 4.UVDATA.1

Freq = 1.6163 GHz, Bw = 16.000 MH Calibrated with CL # 3 and BP # 1 (BP mode 1)

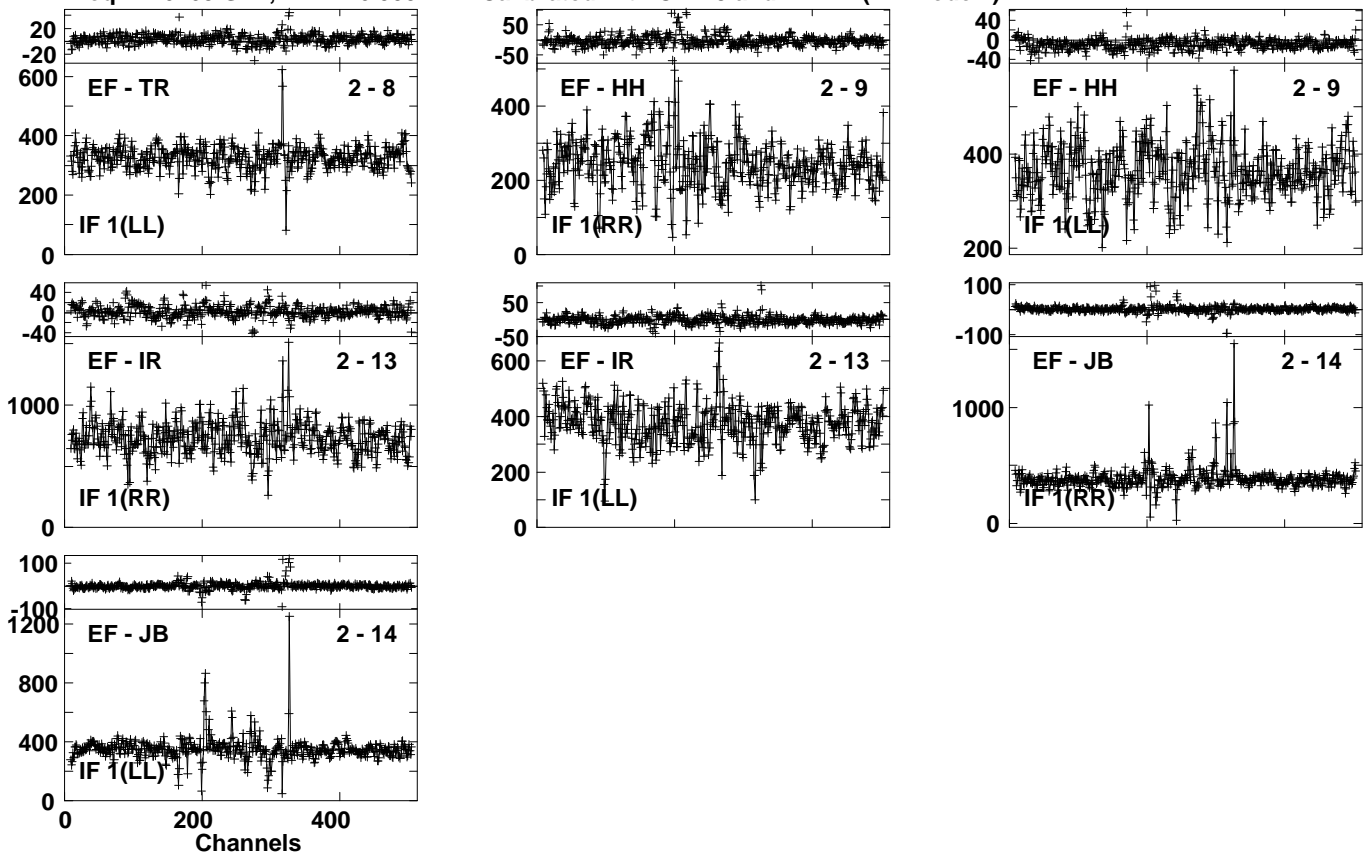


Lower frame: Ampl Jy Top frame: Phas deg
Vector averaged cross-power spectrum Several baselines displayed
Timerange: 00/06:59:21 to 00/07:00:49

Plot file version 350 created 01-FEB-2023 16:31:39

J1748+3404 EW022A 4.UVDATA.1

Freq = 1.6163 GHz, Bw = 16.000 MH Calibrated with CL # 3 and BP # 1 (BP mode 1)



Lower frame: Milli Ampl Jy Top frame: Phas deg

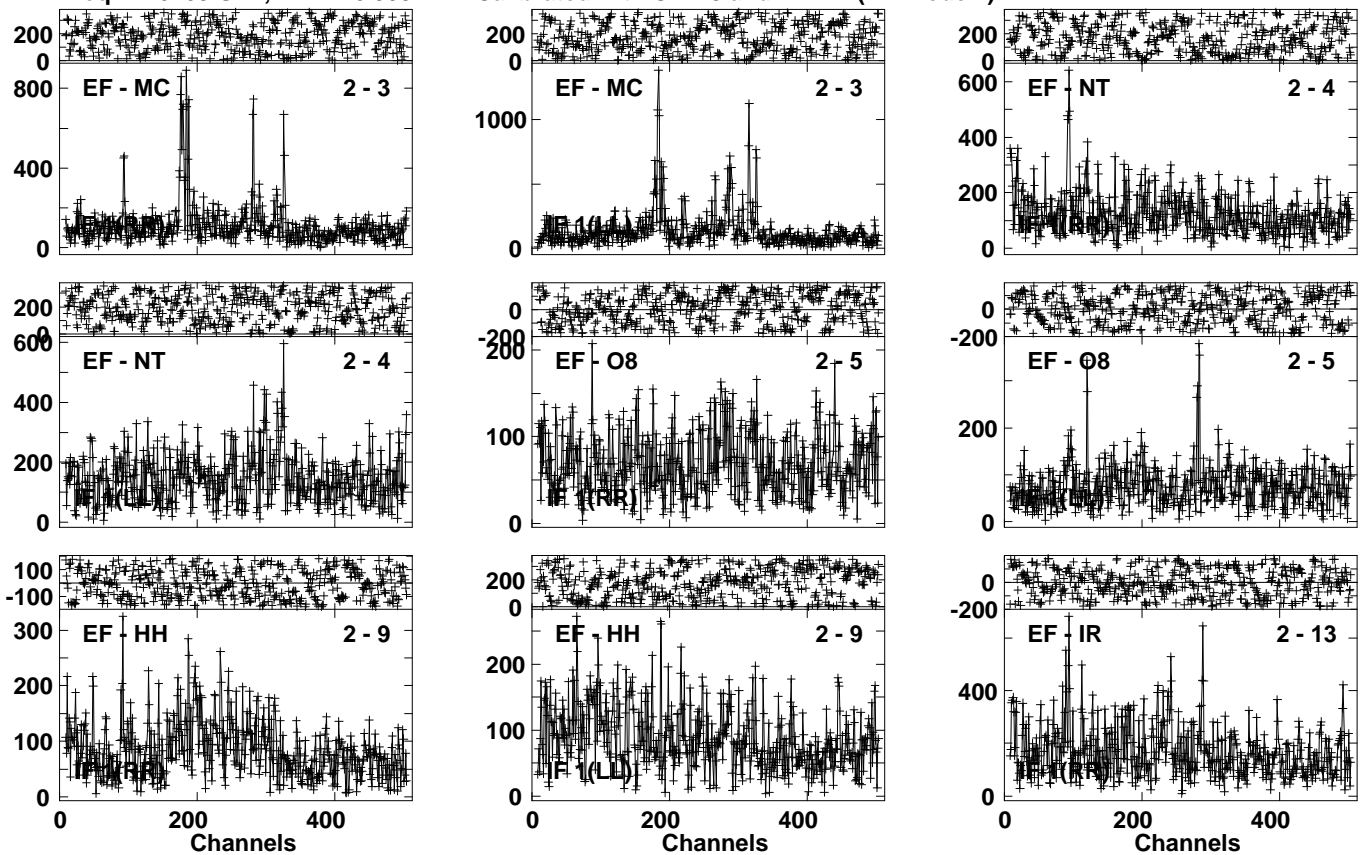
Vector averaged cross-power spectrum Several baselines displayed

Timerange: 00/06:59:21 to 00/07:00:49

Plot file version 351 created 01-FEB-2023 16:31:39

IR17526N EW022A 4.UVDATA.1

Freq = 1.6163 GHz, Bw = 16.000 MH Calibrated with CL # 3 and BP # 1 (BP mode 1)

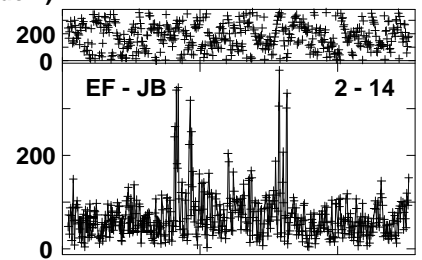
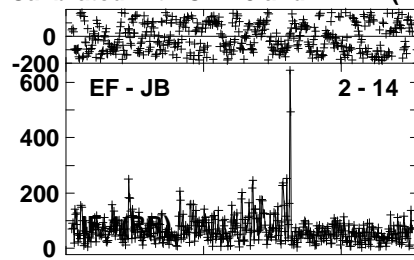
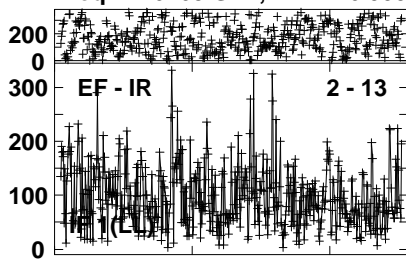


Lower frame: Milli Ampl Jy Top frame: Phas deg
Vector averaged cross-power spectrum Several baselines displayed
Timerange: 00/07:00:51 to 00/07:04:19

Plot file version 352 created 01-FEB-2023 16:31:39

IR17526N EW022A 4.UVDATA.1

Freq = 1.6163 GHz, Bw = 16.000 MH Calibrated with CL # 3 and BP # 1 (BP mode 1)

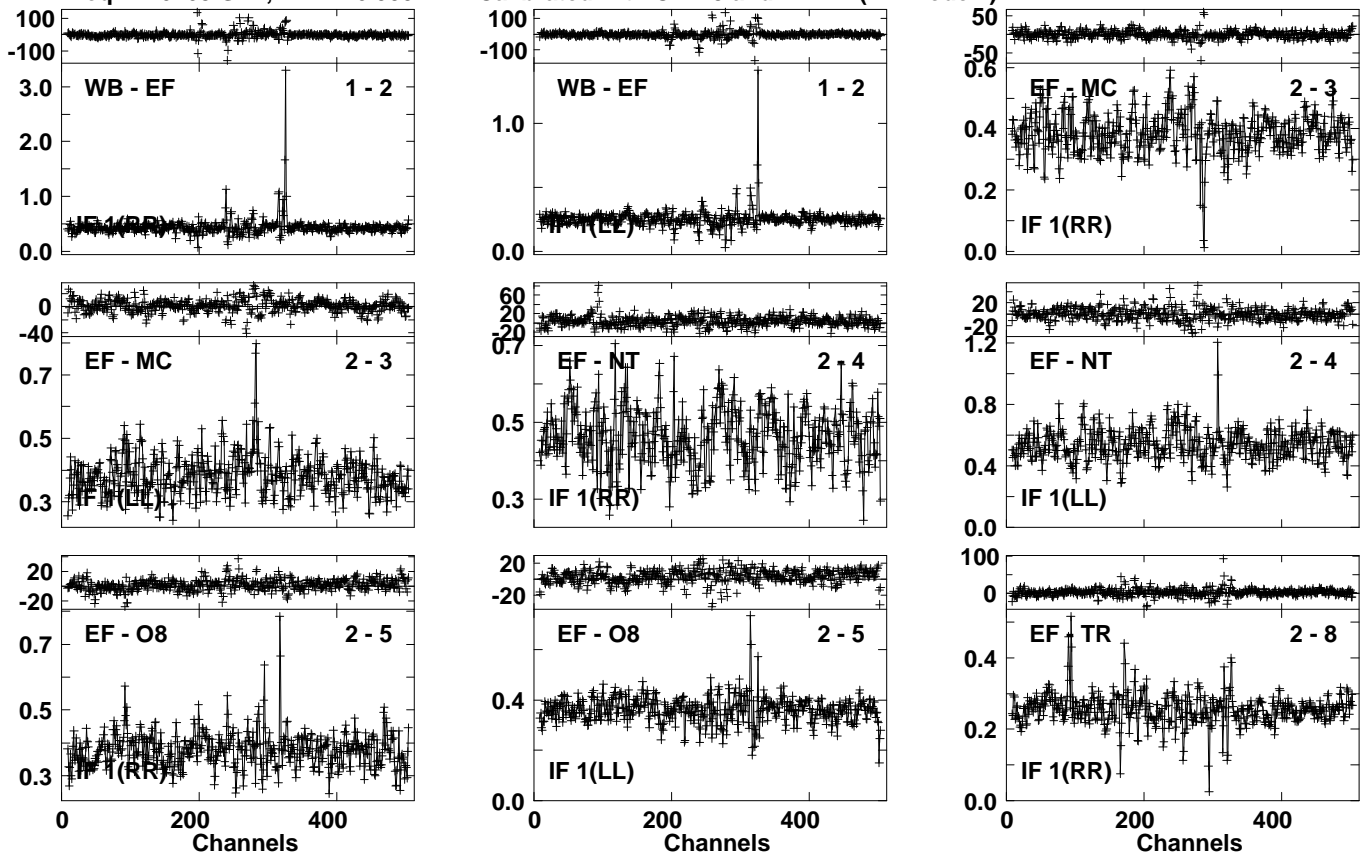


Lower frame: Milli Ampl Jy Top frame: Phas deg
Vector averaged cross-power spectrum Several baselines displayed
Timerange: 00/07:00:51 to 00/07:04:19

Plot file version 353 created 01-FEB-2023 16:31:39

J1748+3404 EW022A 4.UVDATA.1

Freq = 1.6163 GHz, Bw = 16.000 MH Calibrated with CL # 3 and BP # 1 (BP mode 1)

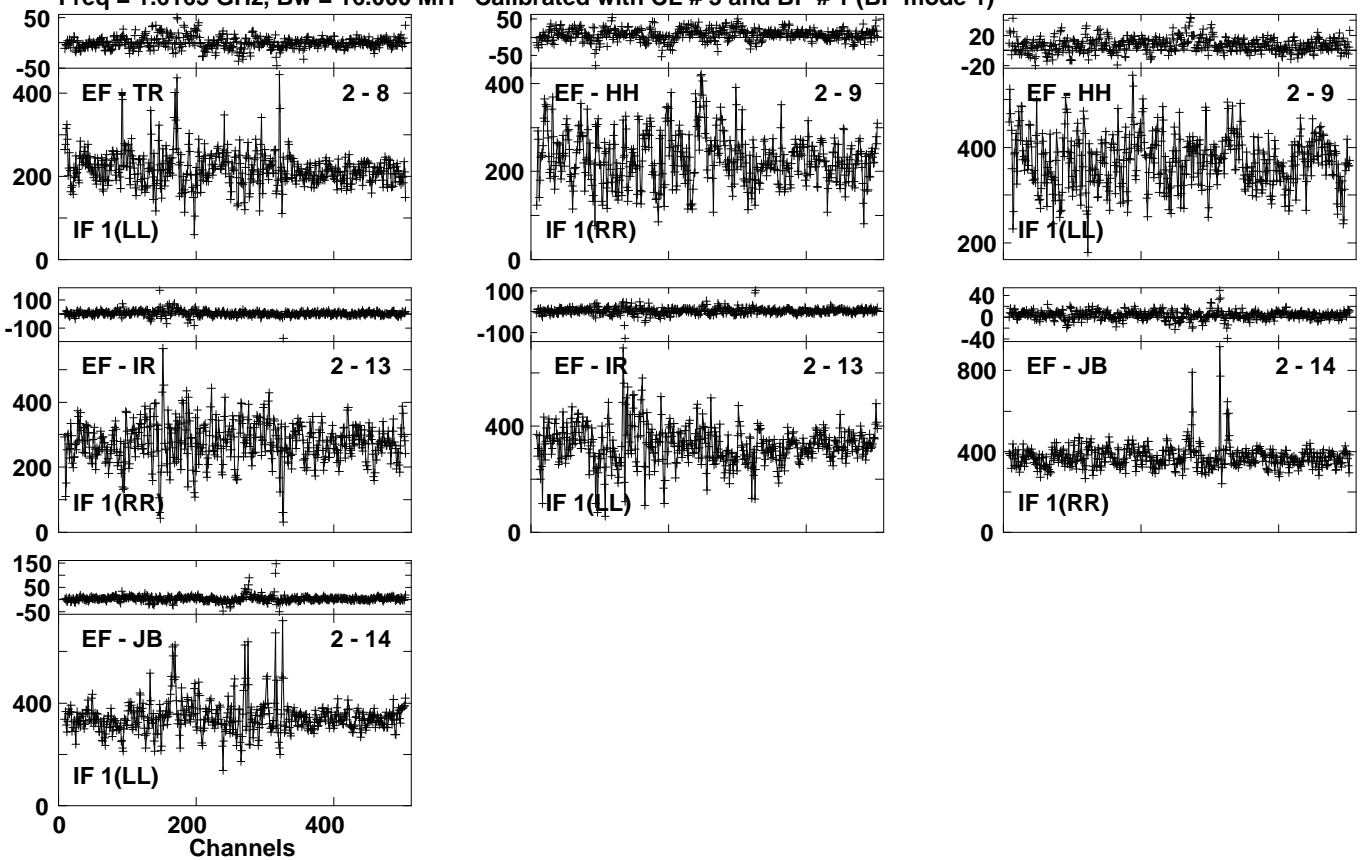


Lower frame: Ampl Jy Top frame: Phas deg
Vector averaged cross-power spectrum Several baselines displayed
Timerange: 00/07:04:51 to 00/07:05:49

Plot file version 354 created 01-FEB-2023 16:31:39

J1748+3404 EW022A 4.UVDATA.1

Freq = 1.6163 GHz, Bw = 16.000 MH Calibrated with CL # 3 and BP # 1 (BP mode 1)



Lower frame: Milli Ampl Jy Top frame: Phas deg

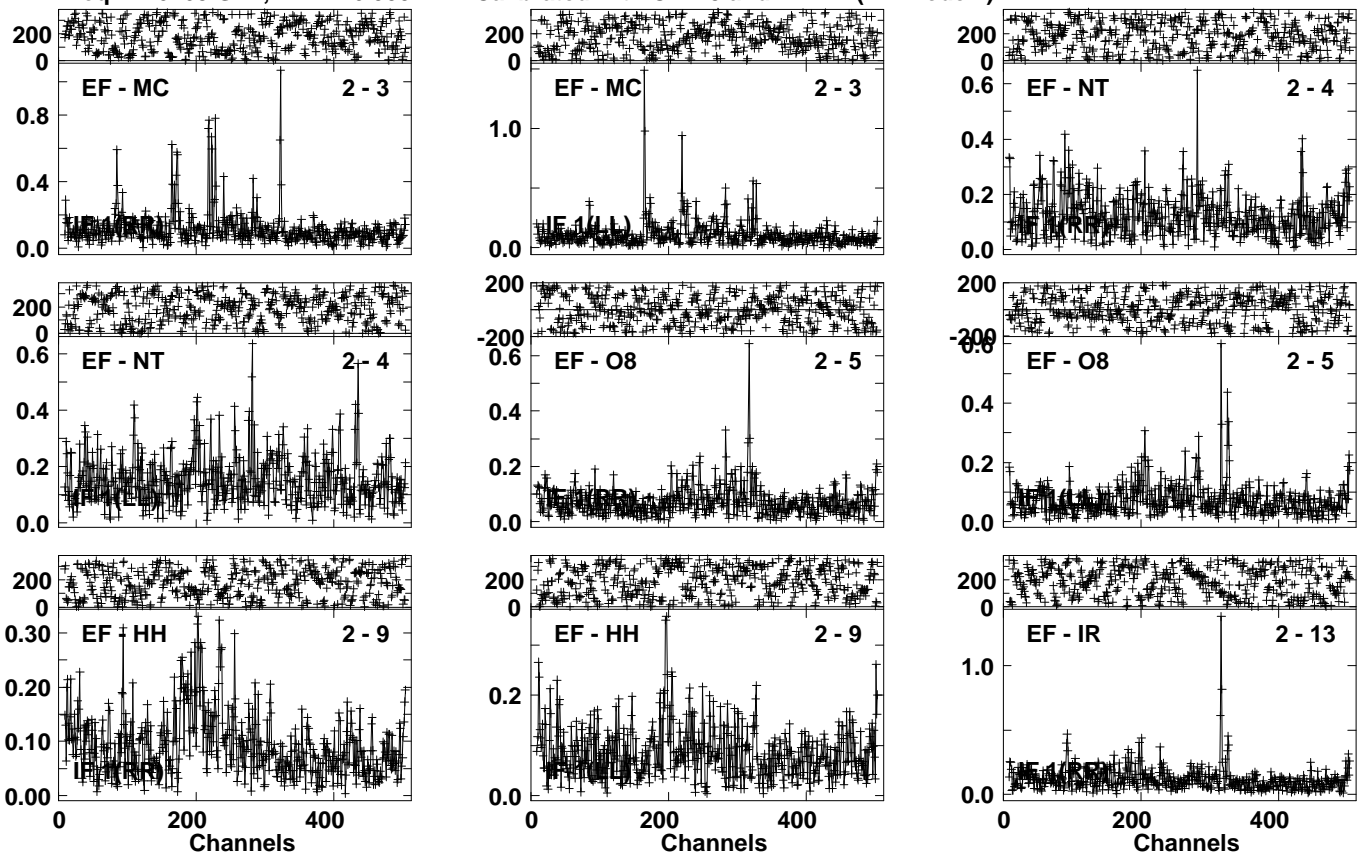
Vector averaged cross-power spectrum Several baselines displayed

Timerange: 00/07:04:51 to 00/07:05:49

Plot file version 355 created 01-FEB-2023 16:31:40

IR17526N EW022A 4.UVDATA.1

Freq = 1.6163 GHz, Bw = 16.000 MH Calibrated with CL # 3 and BP # 1 (BP mode 1)

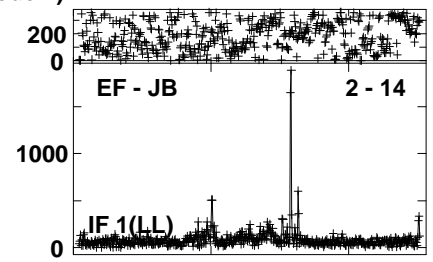
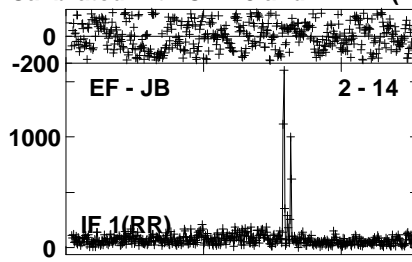
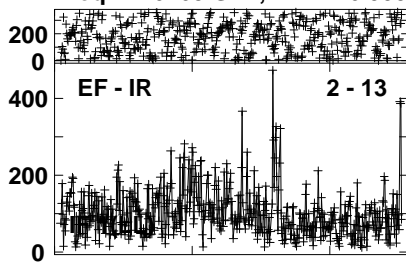


Lower frame: Ampl Jy Top frame: Phas deg
Vector averaged cross-power spectrum Several baselines displayed
Timerange: 00/07:05:51 to 00/07:09:19

Plot file version 356 created 01-FEB-2023 16:31:40

IR17526N EW022A 4.UVDATA.1

Freq = 1.6163 GHz, Bw = 16.000 MH Calibrated with CL # 3 and BP # 1 (BP mode 1)

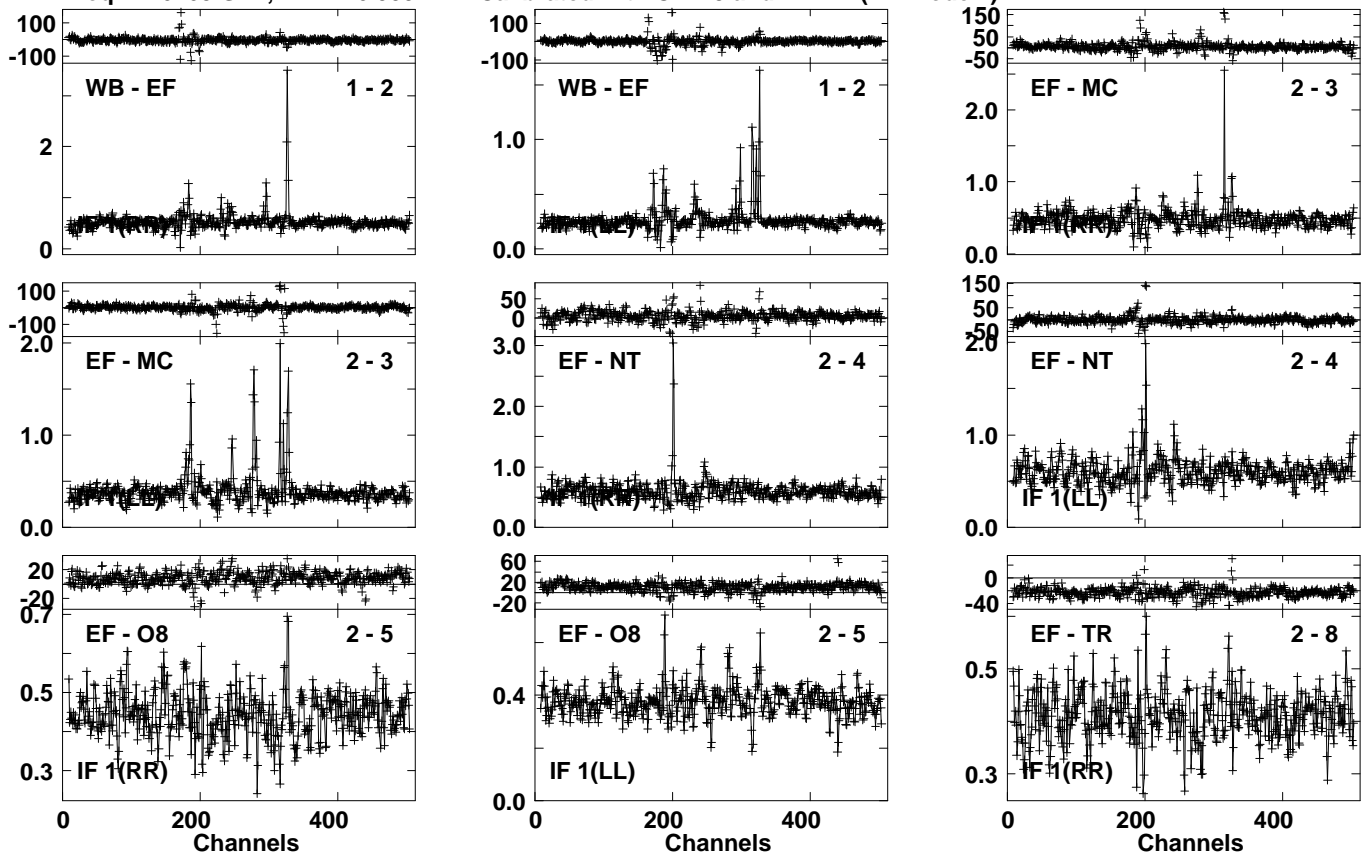


Lower frame: Milli Ampl Jy Top frame: Phas deg
Vector averaged cross-power spectrum Several baselines displayed
Timerange: 00/07:05:51 to 00/07:09:19

Plot file version 357 created 01-FEB-2023 16:31:40

J1748+3404 EW022A 4.UVDATA.1

Freq = 1.6163 GHz, Bw = 16.000 MH Calibrated with CL # 3 and BP # 1 (BP mode 1)



Lower frame: Ampl Jy Top frame: Phas deg

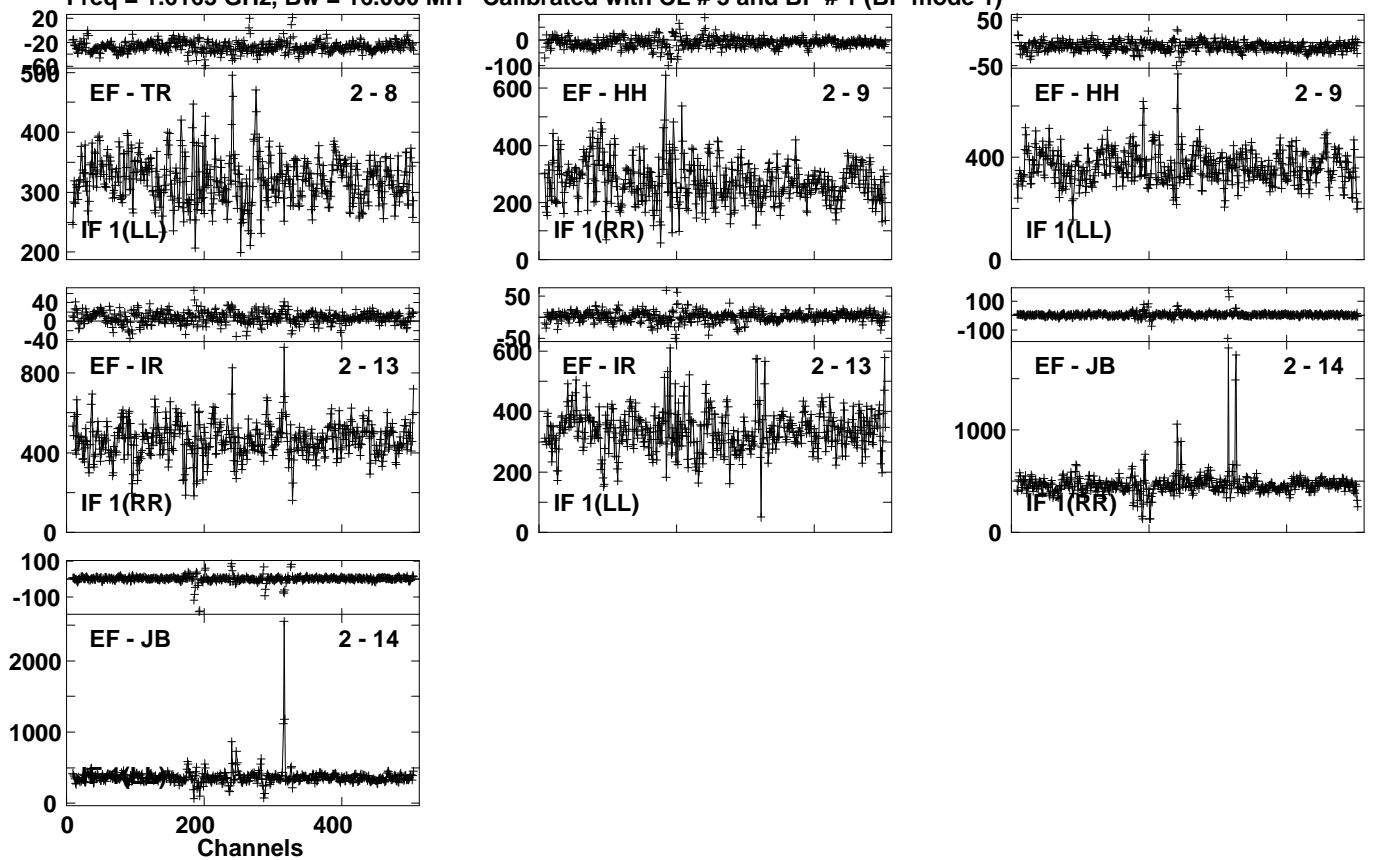
Vector averaged cross-power spectrum Several baselines displayed

Timerange: 00/07:09:21 to 00/07:10:49

Plot file version 358 created 01-FEB-2023 16:31:40

J1748+3404 EW022A 4.UVDATA.1

Freq = 1.6163 GHz, Bw = 16.000 MH Calibrated with CL # 3 and BP # 1 (BP mode 1)



Lower frame: Milli Ampl Jy Top frame: Phas deg

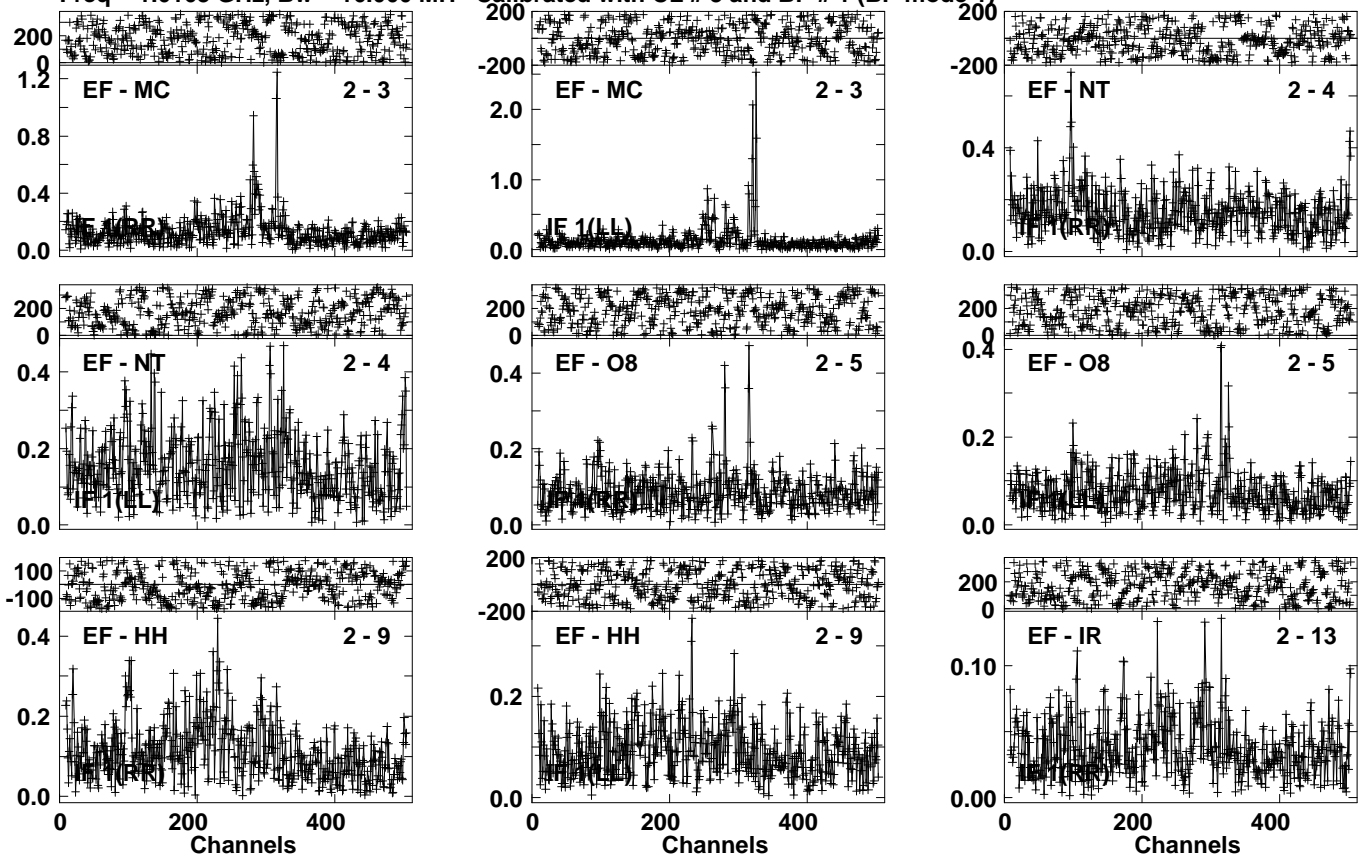
Vector averaged cross-power spectrum Several baselines displayed

Timerange: 00/07:09:21 to 00/07:10:49

Plot file version 359 created 01-FEB-2023 16:31:40

IR17526N EW022A 4.UVDATA.1

Freq = 1.6163 GHz, Bw = 16.000 MH Calibrated with CL # 3 and BP # 1 (BP mode 1)



Lower frame: Ampl Jy Top frame: Phas deg

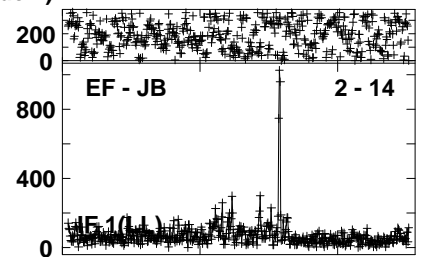

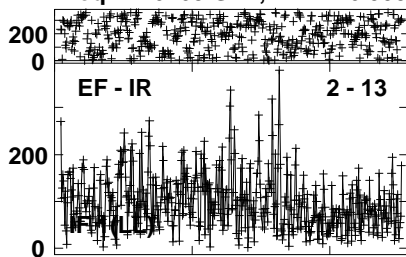
Vector averaged cross-power spectrum Several baselines displayed

Timerange: 00/07:10:51 to 00/07:14:19

Plot file version 360 created 01-FEB-2023 16:31:41

IR17526N EW022A 4.UVDATA.1

Freq = 1.6163 GHz, Bw = 16.000 MH Calibrated with CL # 3 and BP # 1 (BP mode 1)

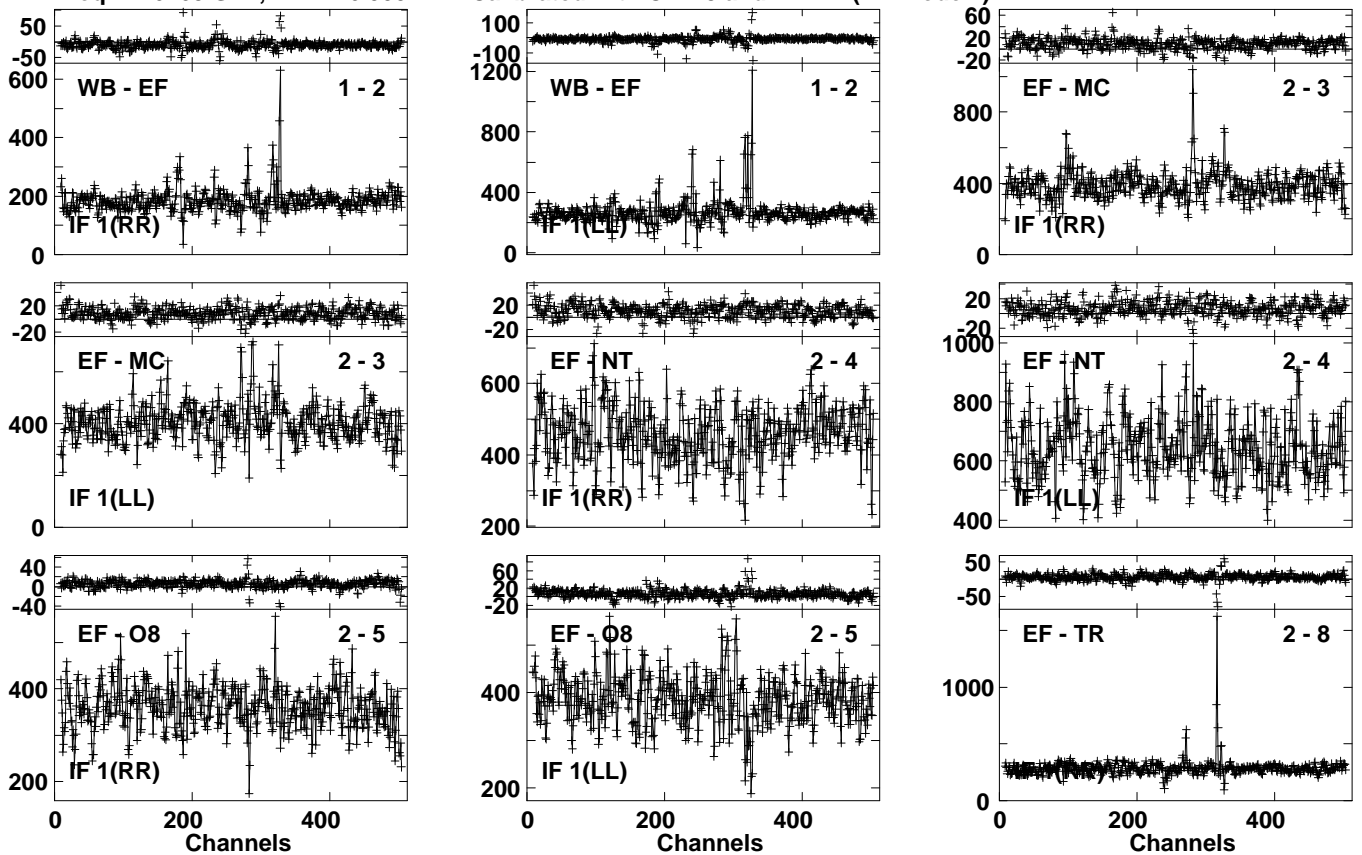


Lower frame: Milli Ampl Jy Top frame: Phas deg
Vector averaged cross-power spectrum Several baselines displayed
Timerange: 00/07:10:51 to 00/07:14:19

Plot file version 361 created 01-FEB-2023 16:31:41

J1748+3404 EW022A 4.UVDATA.1

Freq = 1.6163 GHz, Bw = 16.000 MH Calibrated with CL # 3 and BP # 1 (BP mode 1)

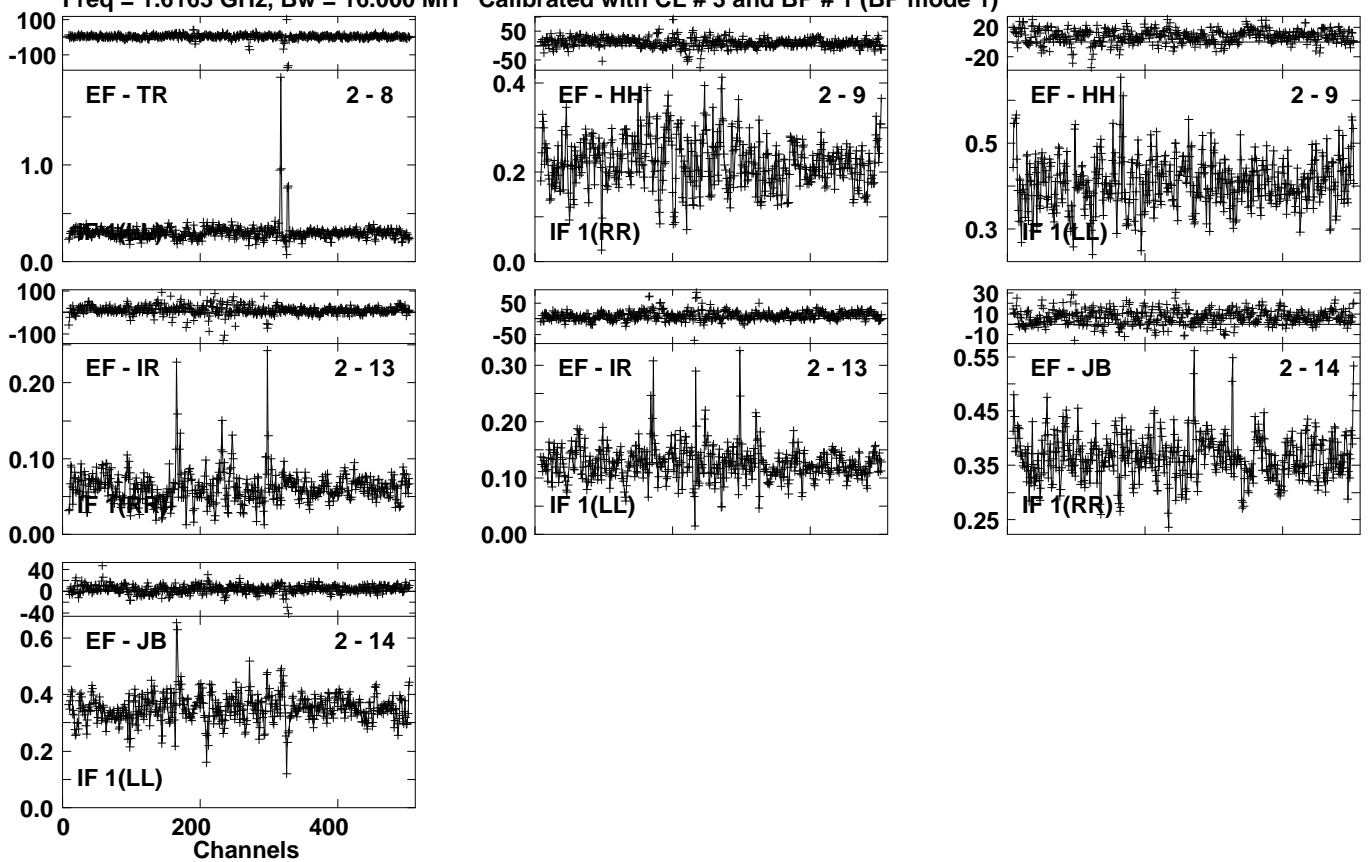


Lower frame: Milli Ampl Jy Top frame: Phas deg
Vector averaged cross-power spectrum Several baselines displayed
Timerange: 00/07:14:51 to 00/07:15:49

Plot file version 362 created 01-FEB-2023 16:31:41

J1748+3404 EW022A 4.UVDATA.1

Freq = 1.6163 GHz, Bw = 16.000 MH Calibrated with CL # 3 and BP # 1 (BP mode 1)



Lower frame: Ampl Jy Top frame: Phas deg

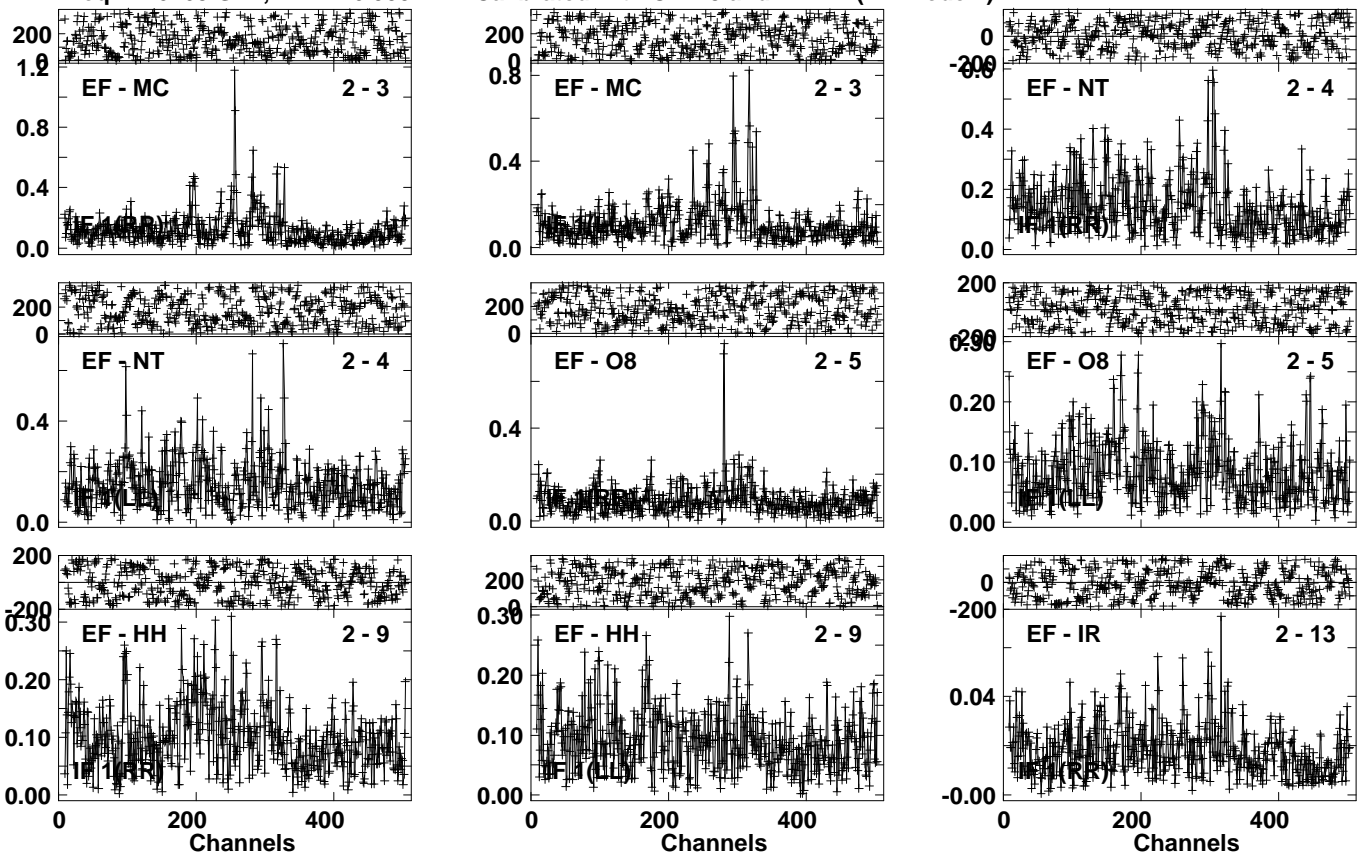
Vector averaged cross-power spectrum Several baselines displayed

Timerange: 00/07:14:51 to 00/07:15:49

Plot file version 363 created 01-FEB-2023 16:31:41

IR17526N EW022A 4.UVDATA.1

Freq = 1.6163 GHz, Bw = 16.000 MH Calibrated with CL # 3 and BP # 1 (BP mode 1)

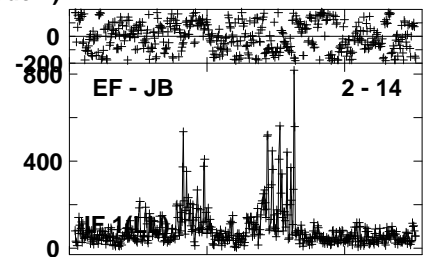

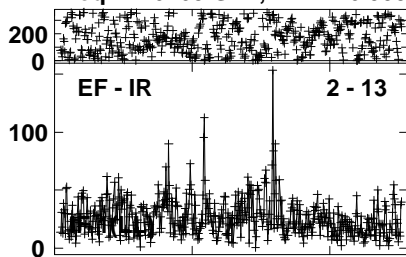


Lower frame: Ampl Jy Top frame: Phas deg
Vector averaged cross-power spectrum Several baselines displayed
Timerange: 00/07:15:51 to 00/07:19:19

Plot file version 364 created 01-FEB-2023 16:31:41

IR17526N EW022A 4.UVDATA.1

Freq = 1.6163 GHz, Bw = 16.000 MH Calibrated with CL # 3 and BP # 1 (BP mode 1)

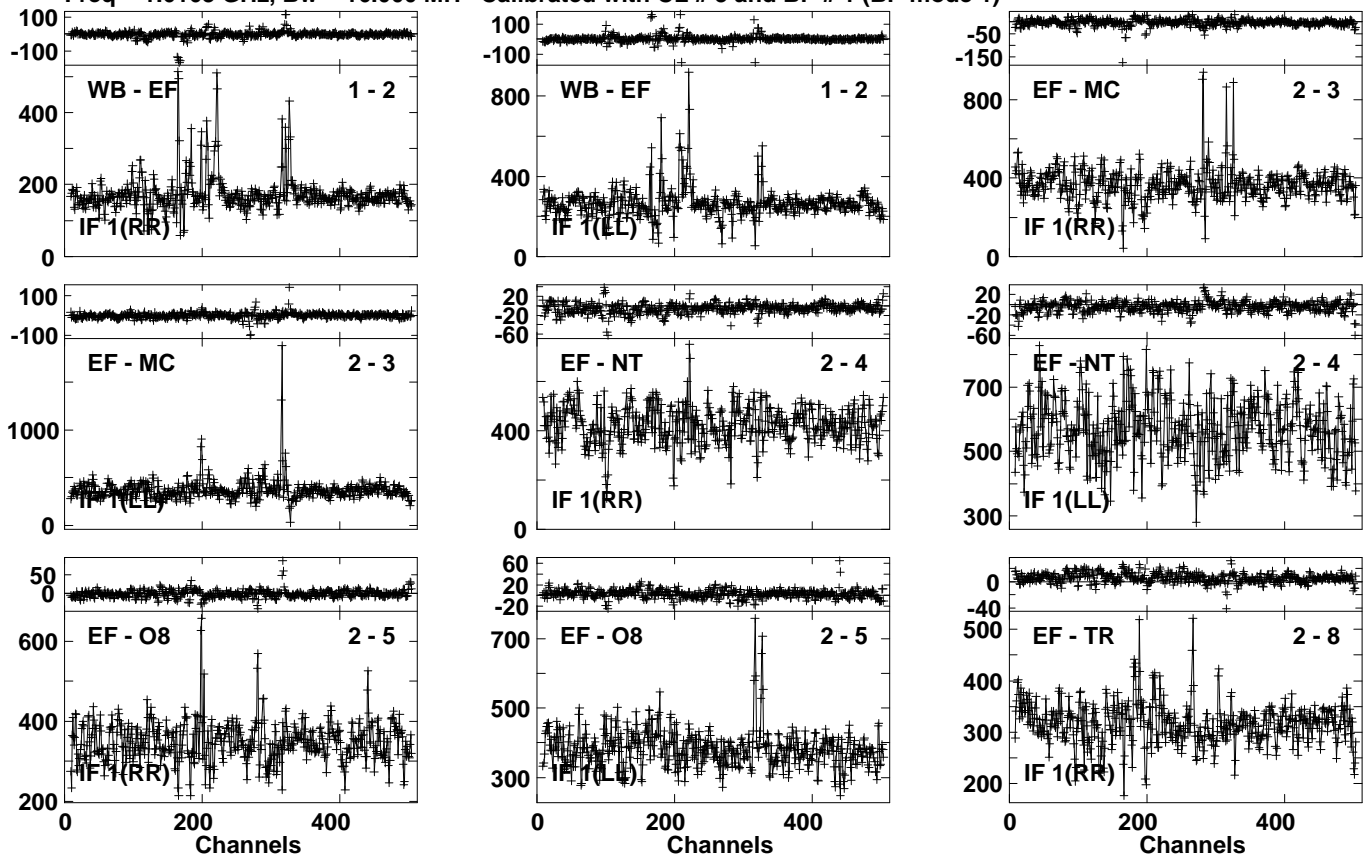


Lower frame: Milli Ampl Jy Top frame: Phas deg
Vector averaged cross-power spectrum Several baselines displayed
Timerange: 00/07:15:51 to 00/07:19:19

Plot file version 365 created 01-FEB-2023 16:31:41

J1748+3404 EW022A 4.UVDATA.1

Freq = 1.6163 GHz, Bw = 16.000 MH Calibrated with CL # 3 and BP # 1 (BP mode 1)

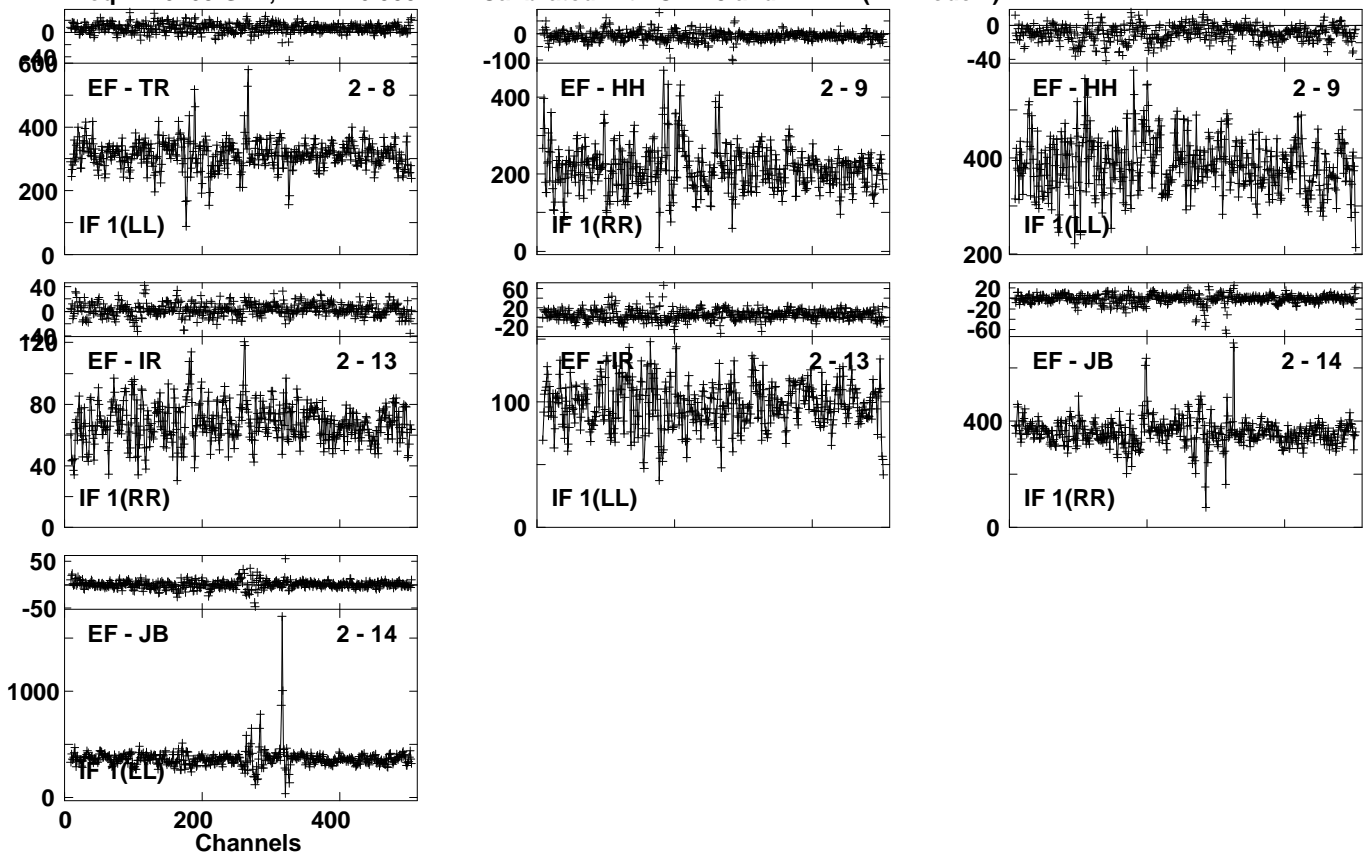


Lower frame: Milli Ampl Jy Top frame: Phas deg
Vector averaged cross-power spectrum Several baselines displayed
Timerange: 00/07:19:21 to 00/07:20:49

Plot file version 366 created 01-FEB-2023 16:31:42

J1748+3404 EW022A 4.UVDATA.1

Freq = 1.6163 GHz, Bw = 16.000 MH Calibrated with CL # 3 and BP # 1 (BP mode 1)



Lower frame: Milli Ampl Jy Top frame: Phas deg

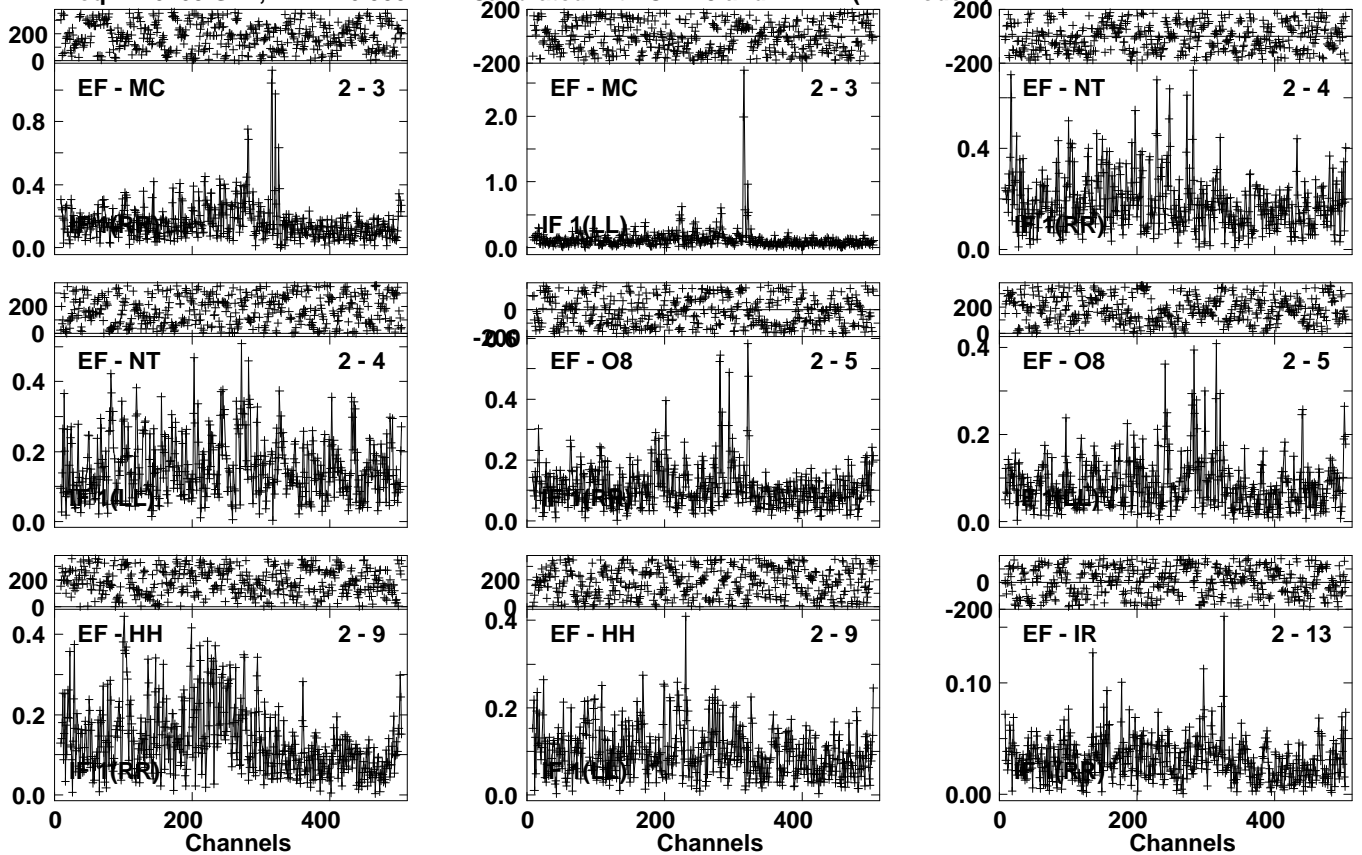
Vector averaged cross-power spectrum Several baselines displayed

Timerange: 00/07:19:21 to 00/07:20:49

Plot file version 367 created 01-FEB-2023 16:31:42

IR17526N EW022A 4.UVDATA.1

Freq = 1.6163 GHz, Bw = 16.000 MH Calibrated with CL # 3 and BP # 1 (BP mode 1)


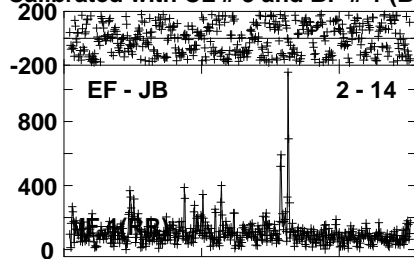
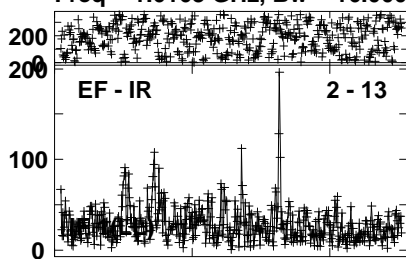


Lower frame: Ampl Jy Top frame: Phas deg
Vector averaged cross-power spectrum Several baselines displayed
Timerange: 00/07:20:51 to 00/07:24:19

Plot file version 368 created 01-FEB-2023 16:31:42

IR17526N EW022A 4.UVDATA.1

Freq = 1.6163 GHz, Bw = 16.000 MH Calibrated with CL # 3 and BP # 1 (BP mode 1)

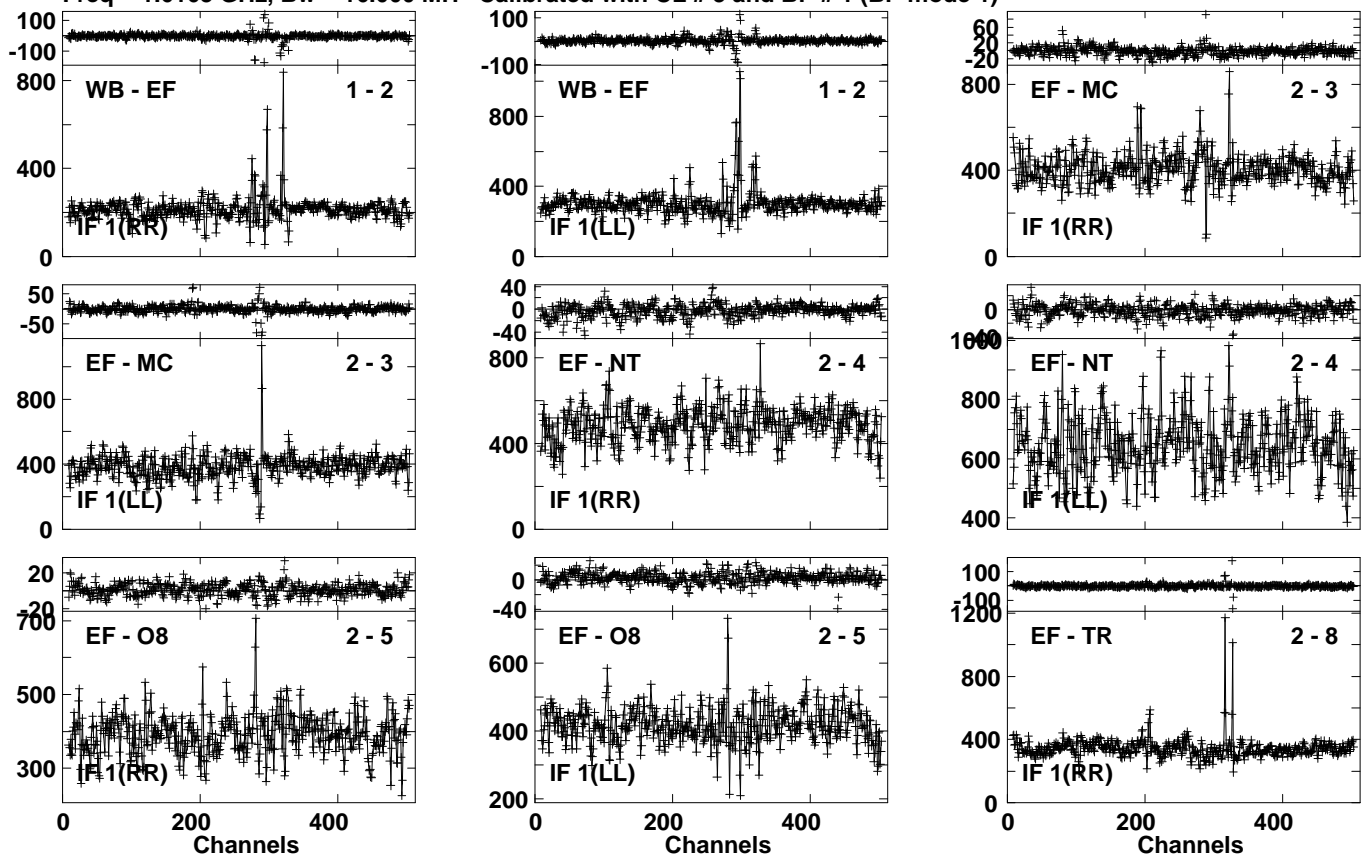


Lower frame: Milli Ampl Jy Top frame: Phas deg
Vector averaged cross-power spectrum Several baselines displayed
Timerange: 00/07:20:51 to 00/07:24:19

Plot file version 369 created 01-FEB-2023 16:31:42

J1748+3404 EW022A 4.UVDATA.1

Freq = 1.6163 GHz, Bw = 16.000 MH Calibrated with CL # 3 and BP # 1 (BP mode 1)

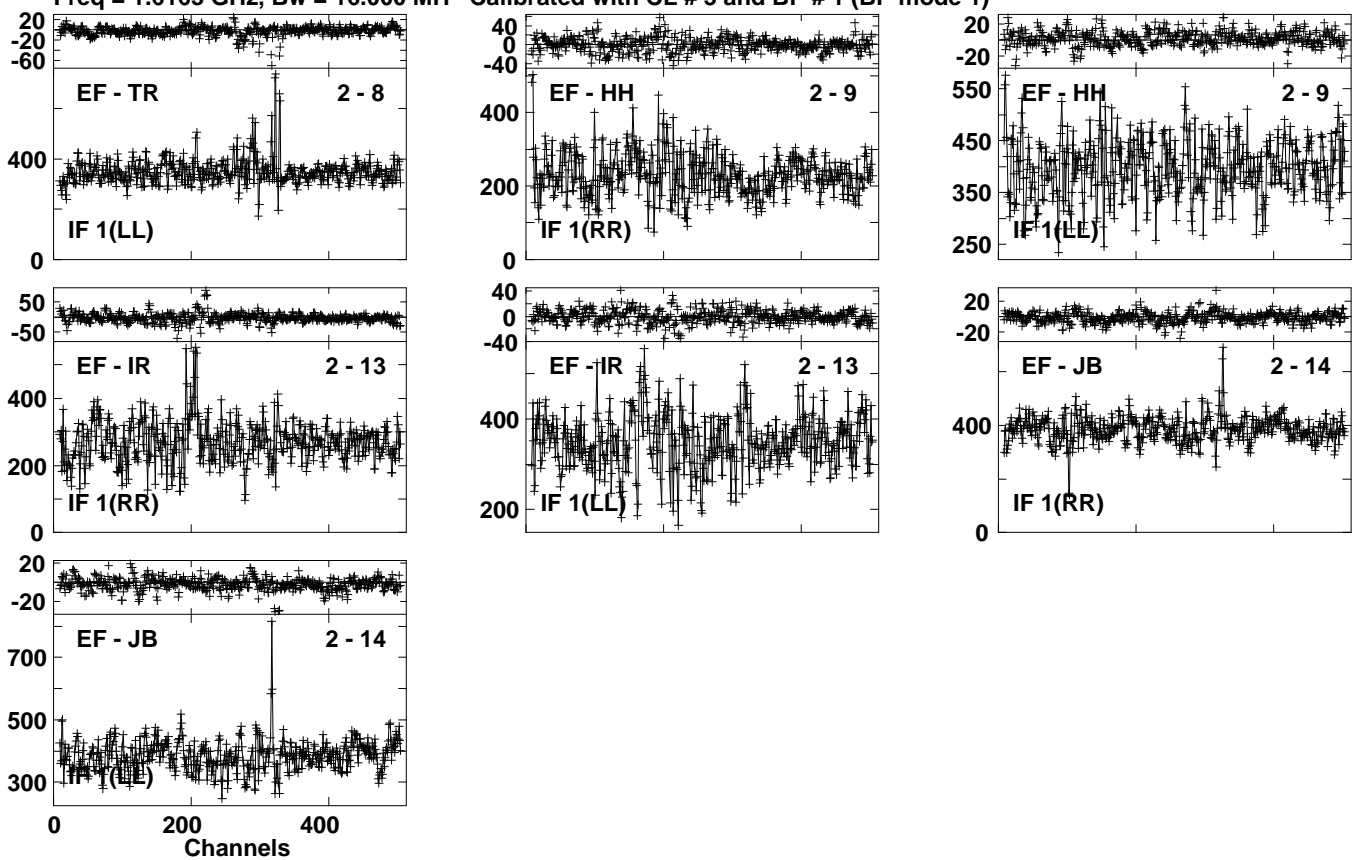


Lower frame: Milli Ampl Jy Top frame: Phas deg
Vector averaged cross-power spectrum Several baselines displayed
Timerange: 00/07:24:51 to 00/07:25:49

Plot file version 370 created 01-FEB-2023 16:31:42

J1748+3404 EW022A 4.UVDATA.1

Freq = 1.6163 GHz, Bw = 16.000 MH Calibrated with CL # 3 and BP # 1 (BP mode 1)



Lower frame: Milli Ampl Jy Top frame: Phas deg

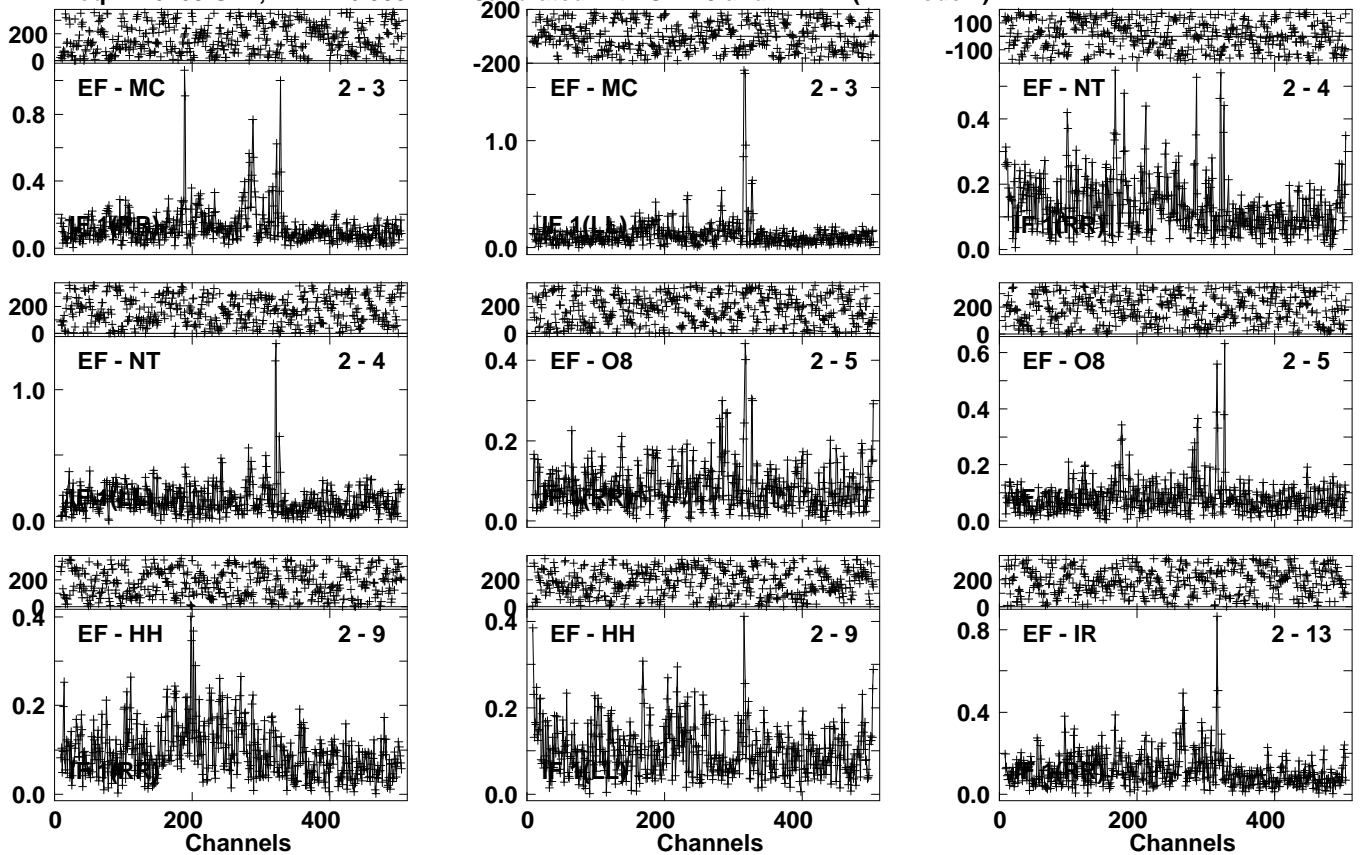
Vector averaged cross-power spectrum Several baselines displayed

Timerange: 00/07:24:51 to 00/07:25:49

Plot file version 371 created 01-FEB-2023 16:31:42

IR17526N EW022A 4.UVDATA.1

Freq = 1.6163 GHz, Bw = 16.000 MH Calibrated with CL # 3 and BP # 1 (BP mode 1)

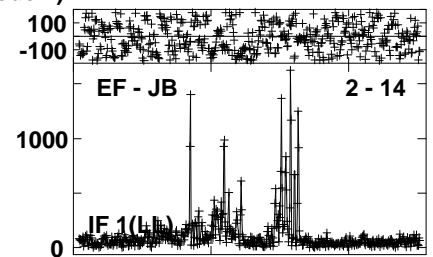
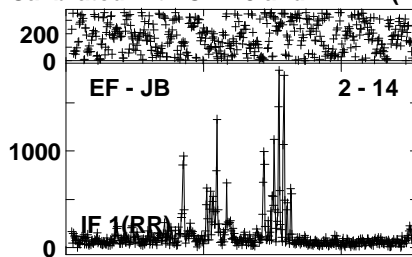
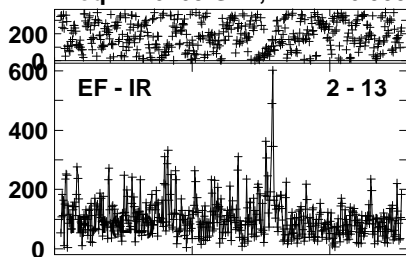


Lower frame: Ampl Jy Top frame: Phas deg
Vector averaged cross-power spectrum Several baselines displayed
Timerange: 00/07:25:51 to 00/07:29:19

Plot file version 372 created 01-FEB-2023 16:31:43

IR17526N EW022A 4.UVDATA.1

Freq = 1.6163 GHz, Bw = 16.000 MH Calibrated with CL # 3 and BP # 1 (BP mode 1)



Lower frame: Milli Ampl Jy Top frame: Phas deg

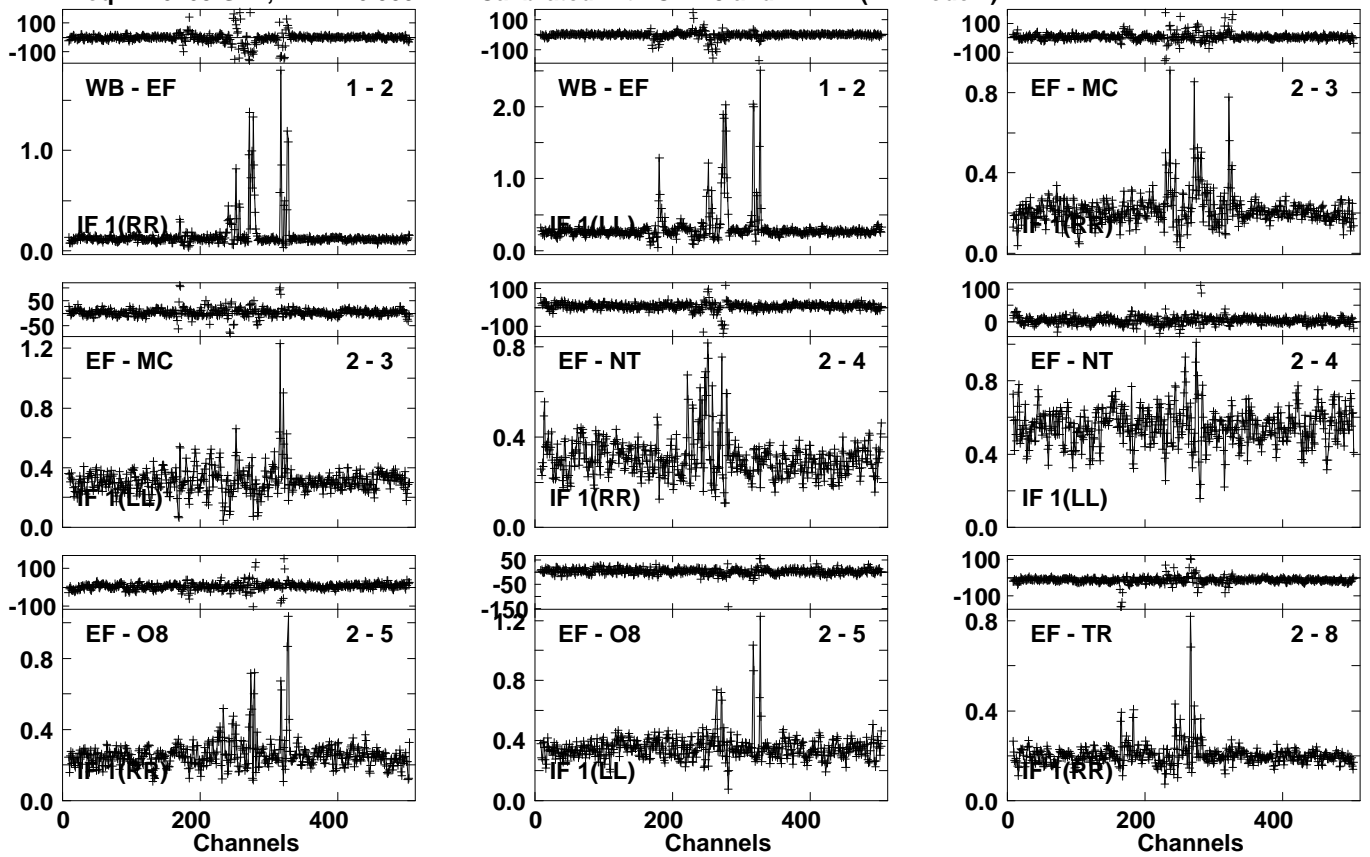
Vector averaged cross-power spectrum Several baselines displayed

Timerange: 00/07:25:51 to 00/07:29:19

Plot file version 373 created 01-FEB-2023 16:31:43

J1748+3404 EW022A 4.UVDATA.1

Freq = 1.6163 GHz, Bw = 16.000 MH Calibrated with CL # 3 and BP # 1 (BP mode 1)



Lower frame: Ampl Jy Top frame: Phas deg

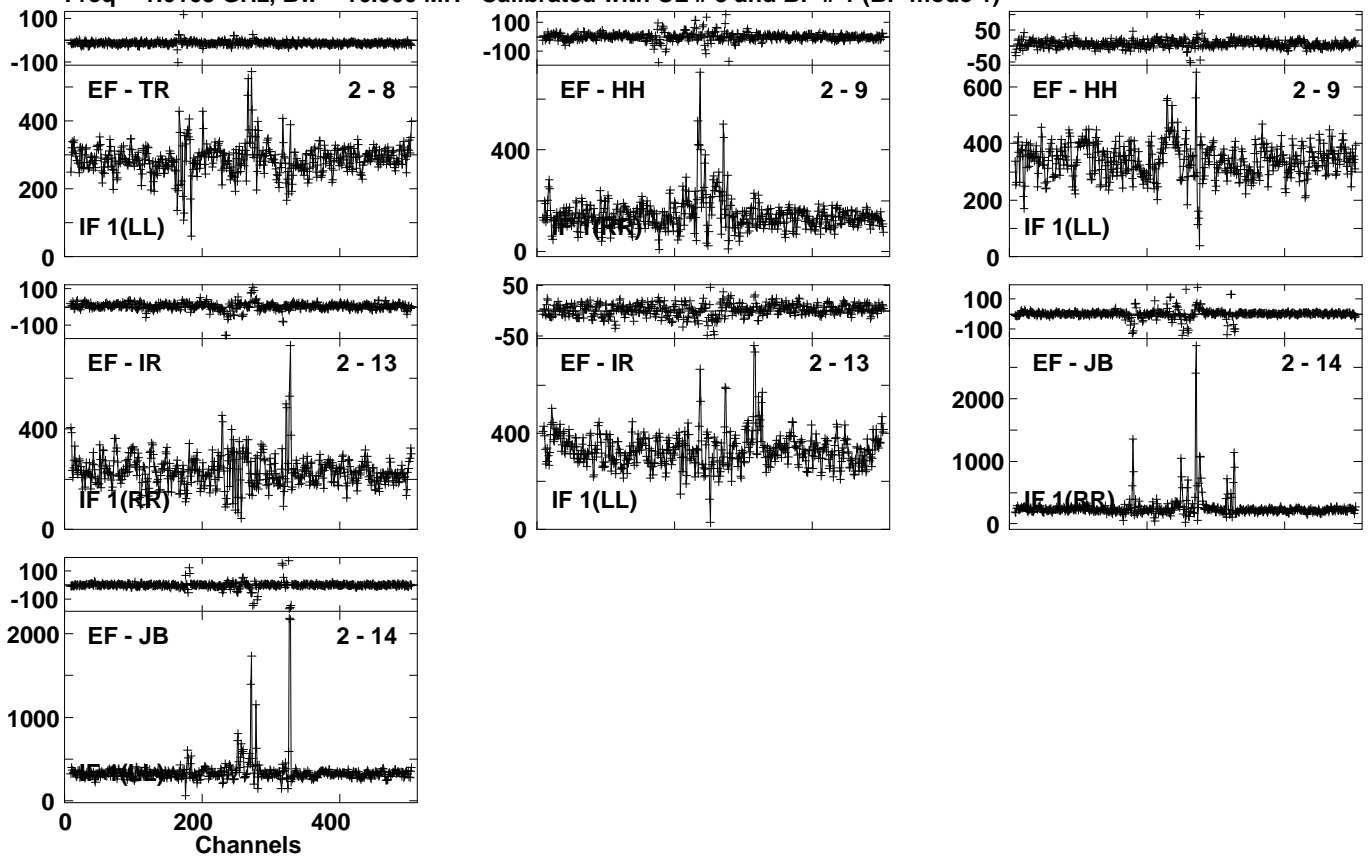
Vector averaged cross-power spectrum Several baselines displayed

Timerange: 00/07:29:21 to 00/07:30:49

Plot file version 374 created 01-FEB-2023 16:31:43

J1748+3404 EW022A 4.UVDATA.1

Freq = 1.6163 GHz, Bw = 16.000 MH Calibrated with CL # 3 and BP # 1 (BP mode 1)



Lower frame: Milli Ampl Jy Top frame: Phas deg

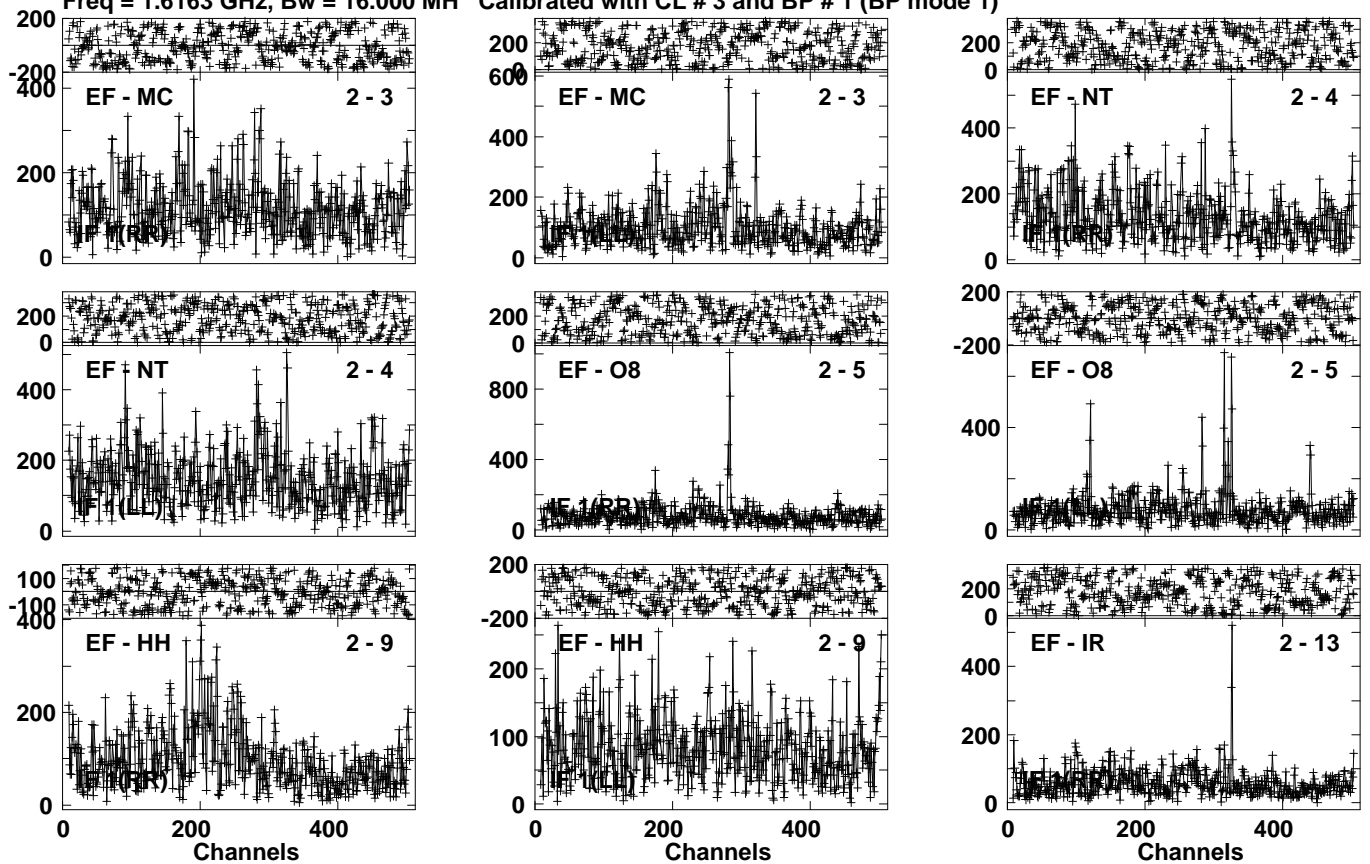
Vector averaged cross-power spectrum Several baselines displayed

Timerange: 00/07:29:21 to 00/07:30:49

Plot file version 375 created 01-FEB-2023 16:31:43

IR17526N EW022A 4.UVDATA.1

Freq = 1.6163 GHz, Bw = 16.000 MH Calibrated with CL # 3 and BP # 1 (BP mode 1)


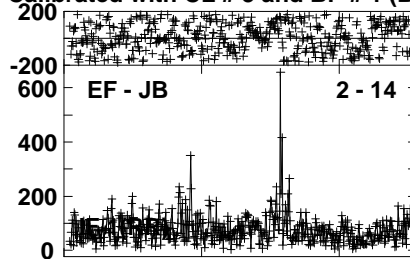
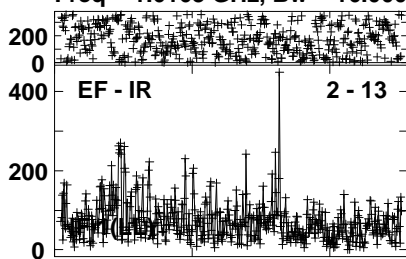


Lower frame: Milli Ampl Jy Top frame: Phas deg
Vector averaged cross-power spectrum Several baselines displayed
Timerange: 00/07:30:51 to 00/07:34:19

Plot file version 376 created 01-FEB-2023 16:31:43

IR17526N EW022A 4.UVDATA.1

Freq = 1.6163 GHz, Bw = 16.000 MH Calibrated with CL # 3 and BP # 1 (BP mode 1)

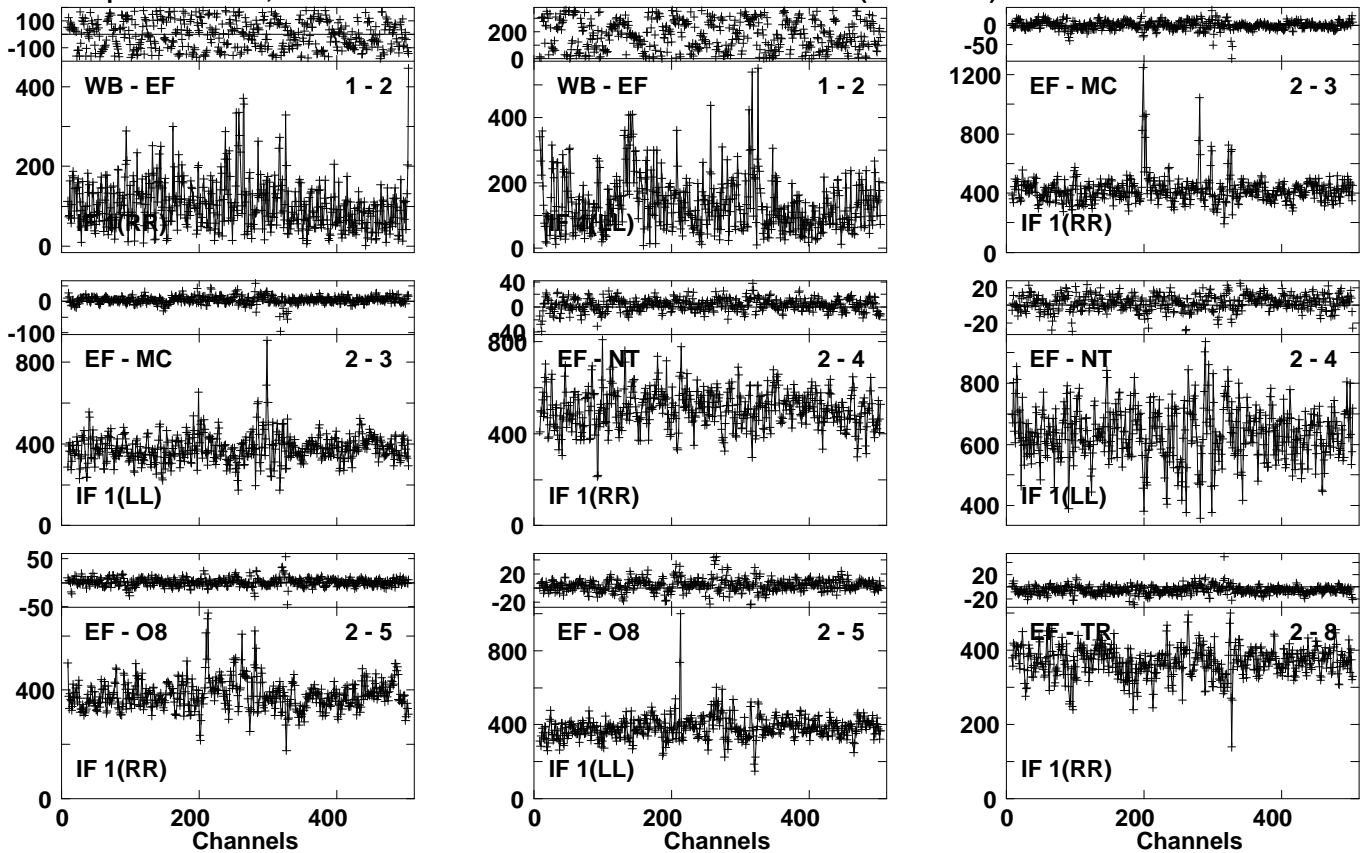


Lower frame: Milli Ampl Jy Top frame: Phas deg
Vector averaged cross-power spectrum Several baselines displayed
Timerange: 00/07:30:51 to 00/07:34:19

Plot file version 377 created 01-FEB-2023 16:31:44

J1748+3404 EW022A 4.UVDATA.1

Freq = 1.6163 GHz, Bw = 16.000 MH Calibrated with CL # 3 and BP # 1 (BP mode 1)

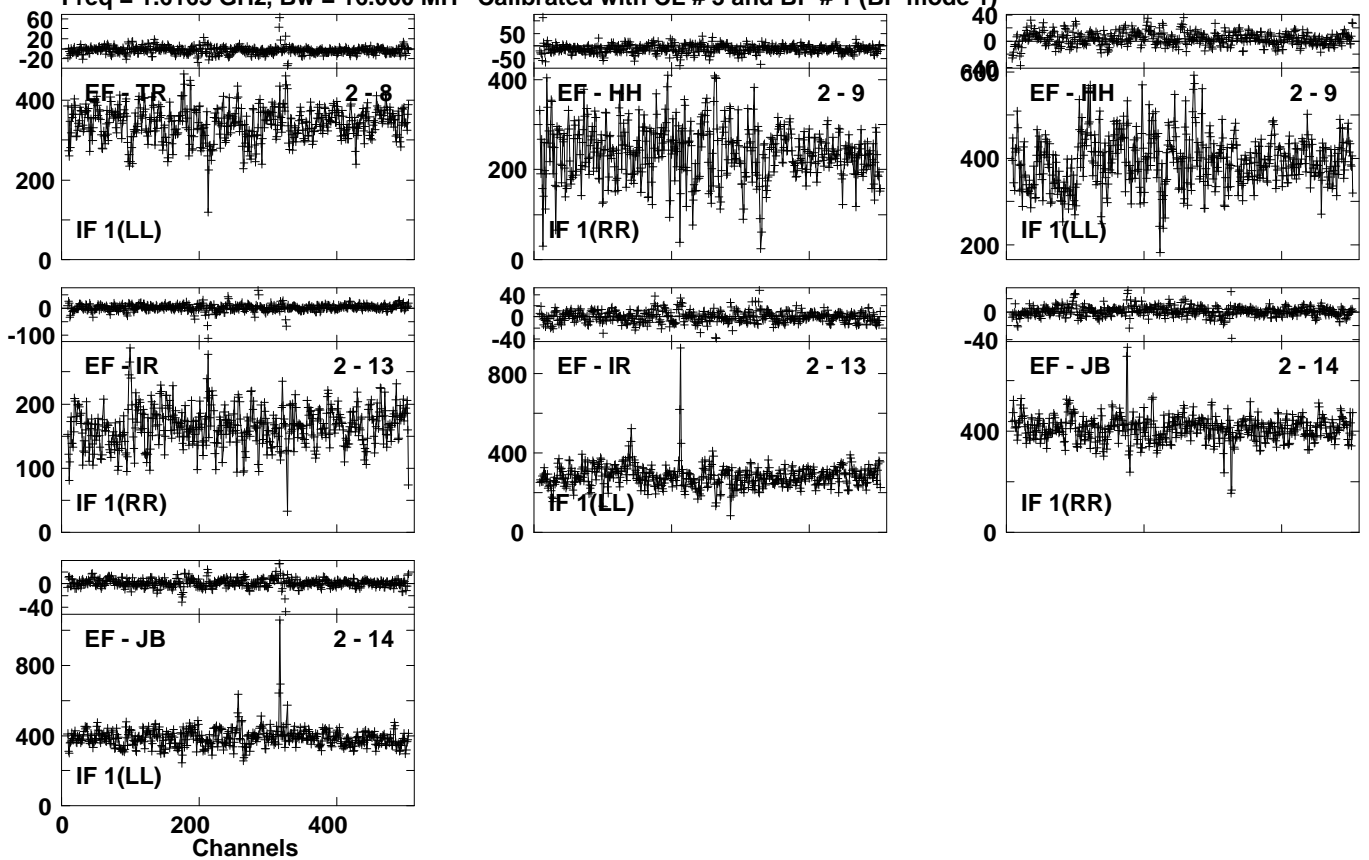


Lower frame: Milli Ampl Jy Top frame: Phas deg
Vector averaged cross-power spectrum Several baselines displayed
Timerange: 00/07:34:51 to 00/07:35:49

Plot file version 378 created 01-FEB-2023 16:31:44

J1748+3404 EW022A 4.UVDATA.1

Freq = 1.6163 GHz, Bw = 16.000 MH Calibrated with CL # 3 and BP # 1 (BP mode 1)



Lower frame: Milli Ampl Jy Top frame: Phas deg

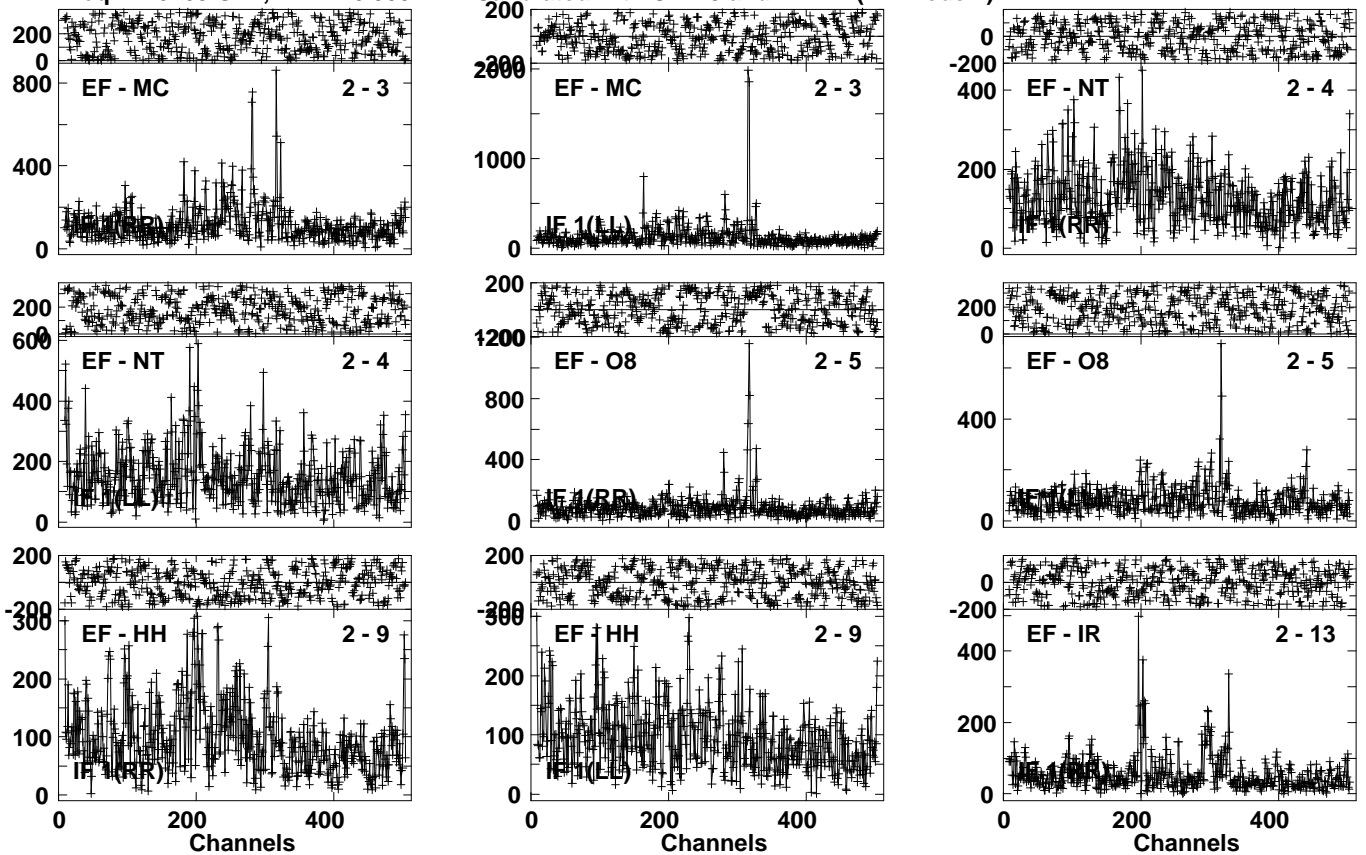
Vector averaged cross-power spectrum Several baselines displayed

Timerange: 00/07:34:51 to 00/07:35:49

Plot file version 379 created 01-FEB-2023 16:31:44

IR17526N EW022A 4.UVDATA.1

Freq = 1.6163 GHz, Bw = 16.000 MH Calibrated with CL # 3 and BP # 1 (BP mode 1)


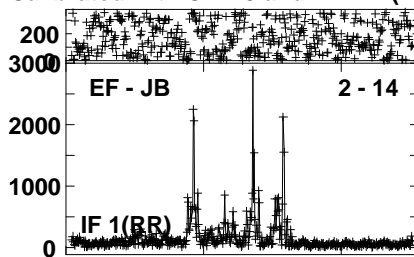
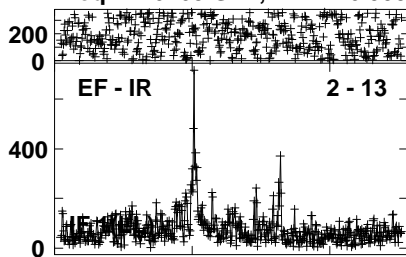


Lower frame: Milli Ampl Jy Top frame: Phas deg
Vector averaged cross-power spectrum Several baselines displayed
Timerange: 00/07:35:51 to 00/07:39:19

Plot file version 380 created 01-FEB-2023 16:31:44

IR17526N EW022A 4.UVDATA.1

Freq = 1.6163 GHz, Bw = 16.000 MH Calibrated with CL # 3 and BP # 1 (BP mode 1)

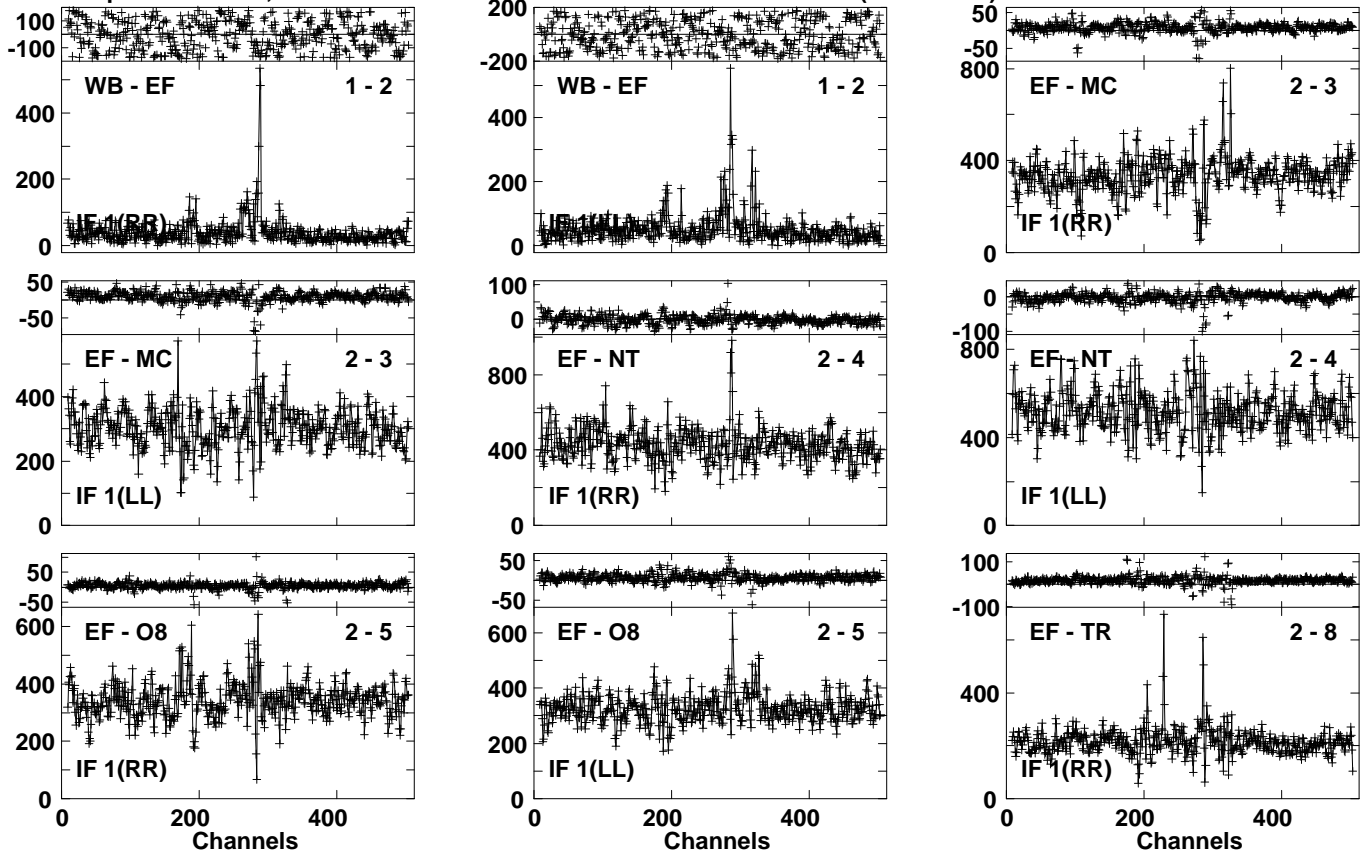


Lower frame: Milli Ampl Jy Top frame: Phas deg
Vector averaged cross-power spectrum Several baselines displayed
Timerange: 00/07:35:51 to 00/07:39:19

Plot file version 381 created 01-FEB-2023 16:31:44

J1748+3404 EW022A 4.UVDATA.1

Freq = 1.6163 GHz, Bw = 16.000 MH Calibrated with CL # 3 and BP # 1 (BP mode 1)

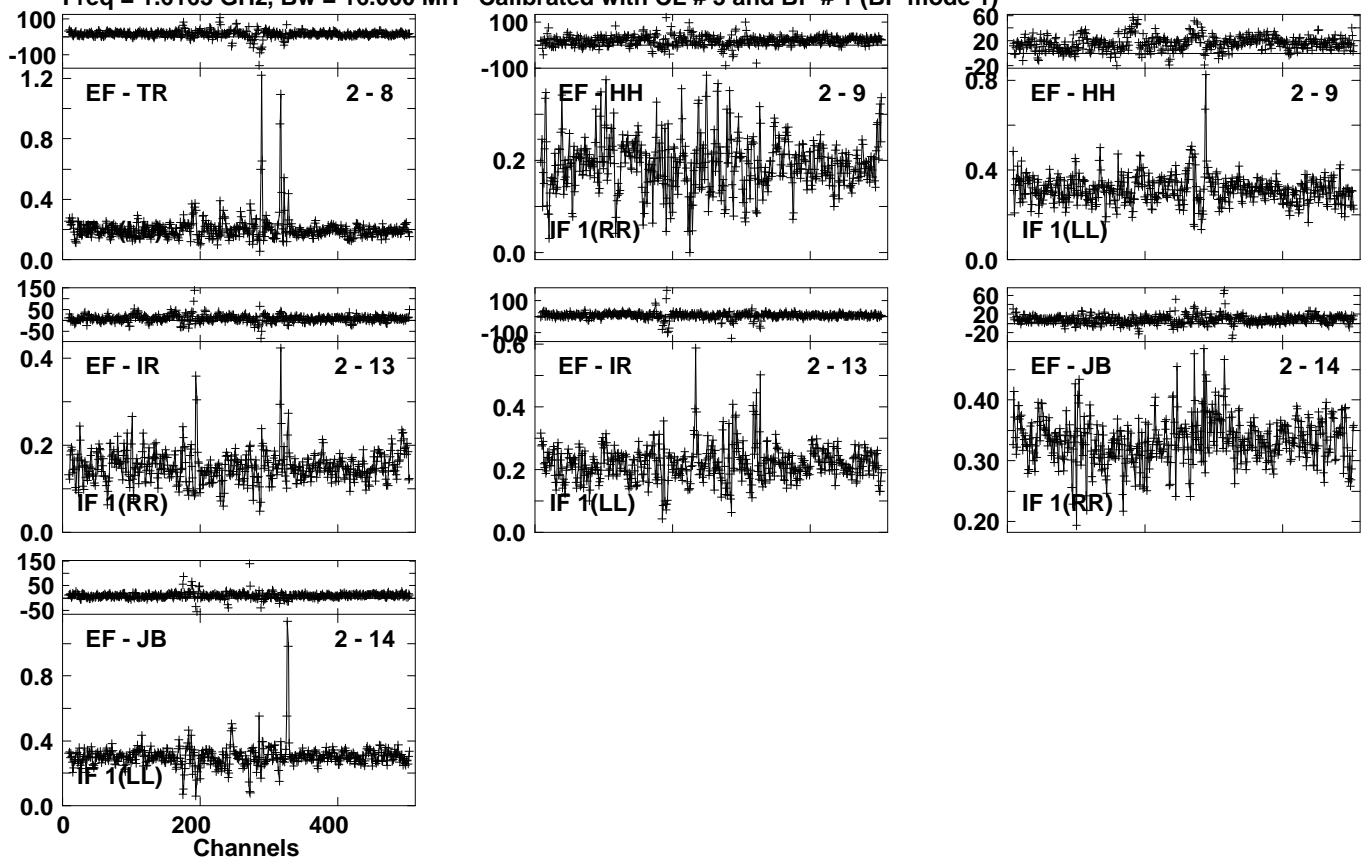


Lower frame: Milli Ampl Jy Top frame: Phas deg
Vector averaged cross-power spectrum Several baselines displayed
Timerange: 00/07:39:21 to 00/07:40:49

Plot file version 382 created 01-FEB-2023 16:31:44

J1748+3404 EW022A 4.UVDATA.1

Freq = 1.6163 GHz, Bw = 16.000 MH Calibrated with CL # 3 and BP # 1 (BP mode 1)



Lower frame: Ampl Jy Top frame: Phas deg

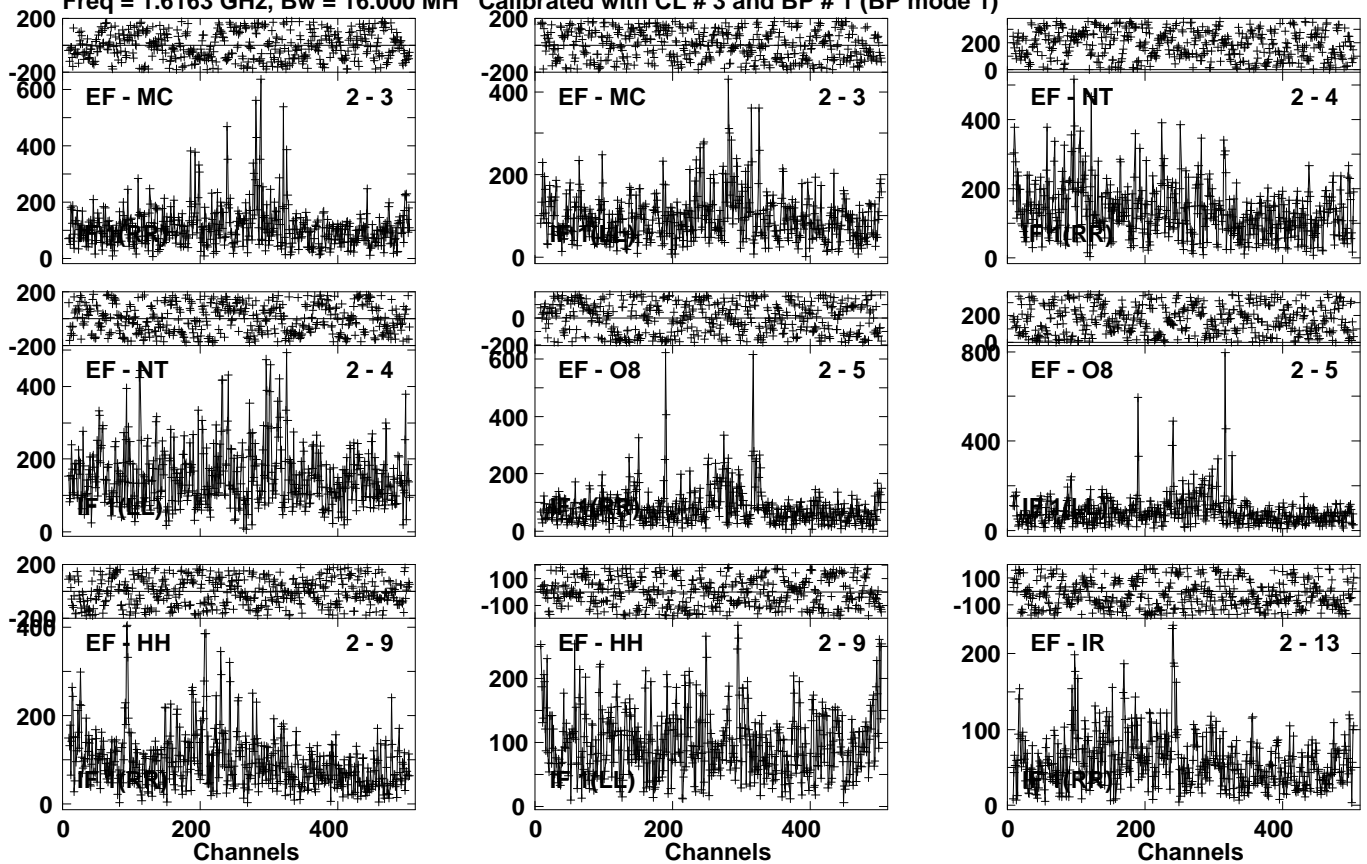
Vector averaged cross-power spectrum Several baselines displayed

Timerange: 00/07:39:21 to 00/07:40:49

Plot file version 383 created 01-FEB-2023 16:31:45

IR17526N EW022A 4.UVDATA.1

Freq = 1.6163 GHz, Bw = 16.000 MH Calibrated with CL # 3 and BP # 1 (BP mode 1)

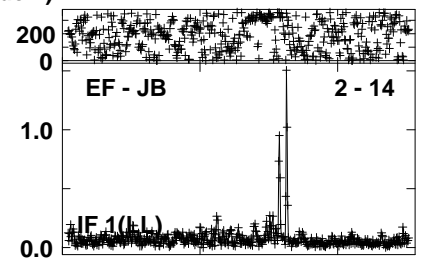
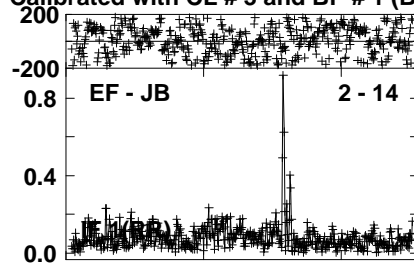
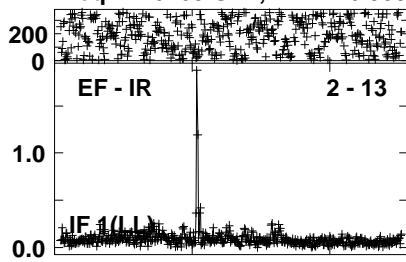


Lower frame: Milli Ampl Jy Top frame: Phas deg
Vector averaged cross-power spectrum Several baselines displayed
Timerange: 00/07:40:51 to 00/07:44:19

Plot file version 384 created 01-FEB-2023 16:31:45

IR17526N EW022A 4.UVDATA.1

Freq = 1.6163 GHz, Bw = 16.000 MH Calibrated with CL # 3 and BP # 1 (BP mode 1)

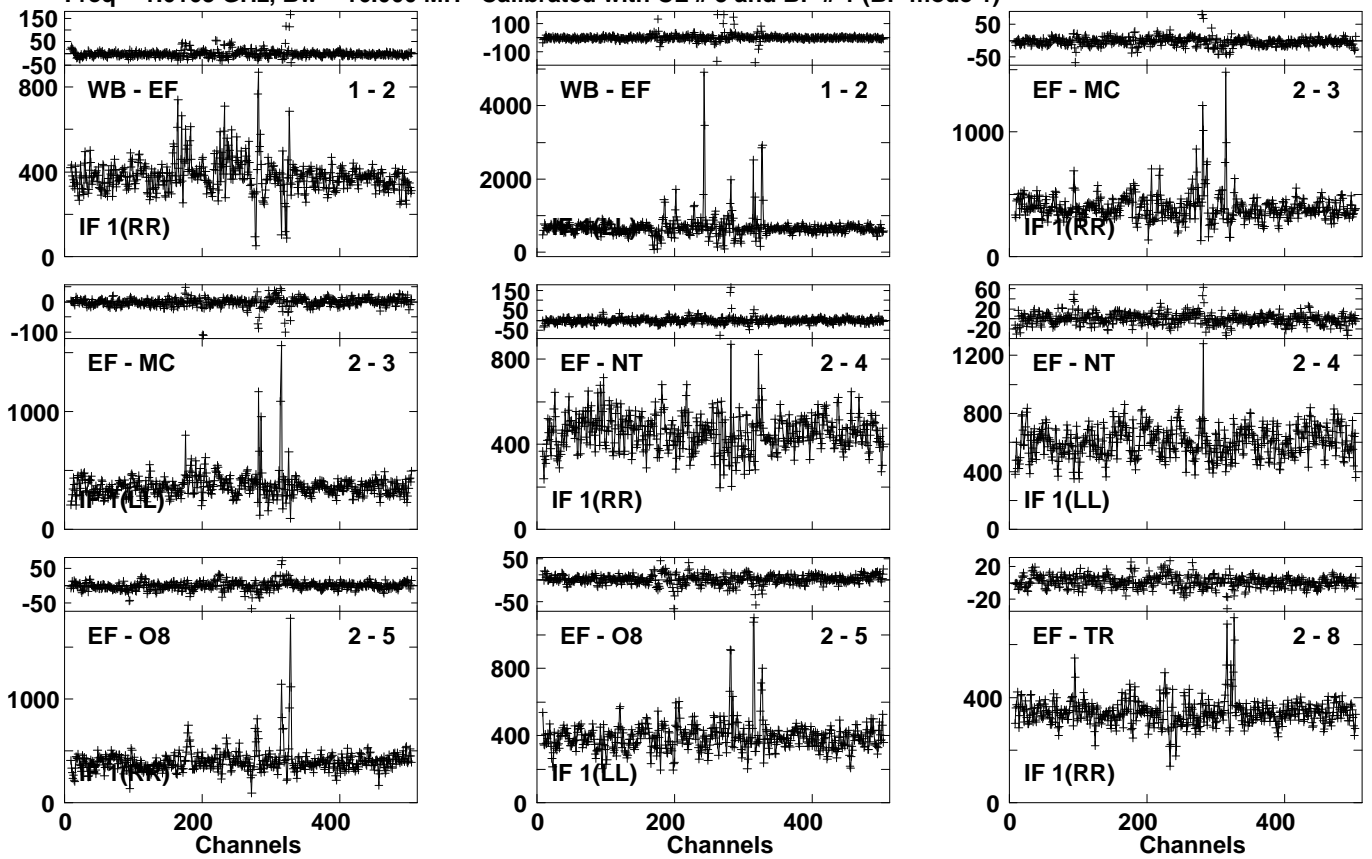


Lower frame: Ampl Jy Top frame: Phas deg
Vector averaged cross-power spectrum Several baselines displayed
Timerange: 00/07:40:51 to 00/07:44:19

Plot file version 385 created 01-FEB-2023 16:31:45

J1748+3404 EW022A 4.UVDATA.1

Freq = 1.6163 GHz, Bw = 16.000 MH Calibrated with CL # 3 and BP # 1 (BP mode 1)

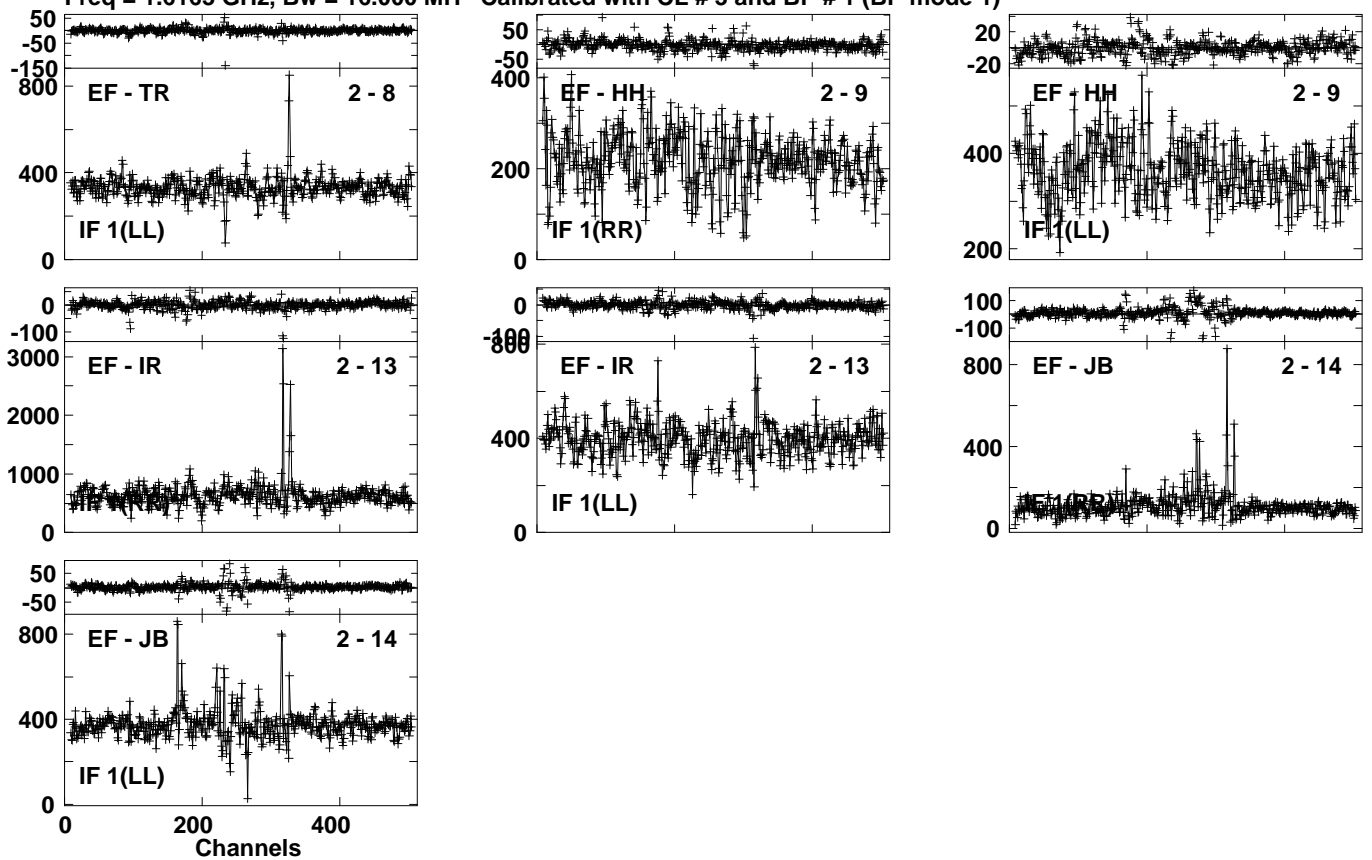


Lower frame: Milli Ampl Jy Top frame: Phas deg
Vector averaged cross-power spectrum Several baselines displayed
Timerange: 00/07:44:51 to 00/07:45:49

Plot file version 386 created 01-FEB-2023 16:31:45

J1748+3404 EW022A 4.UVDATA.1

Freq = 1.6163 GHz, Bw = 16.000 MH Calibrated with CL # 3 and BP # 1 (BP mode 1)

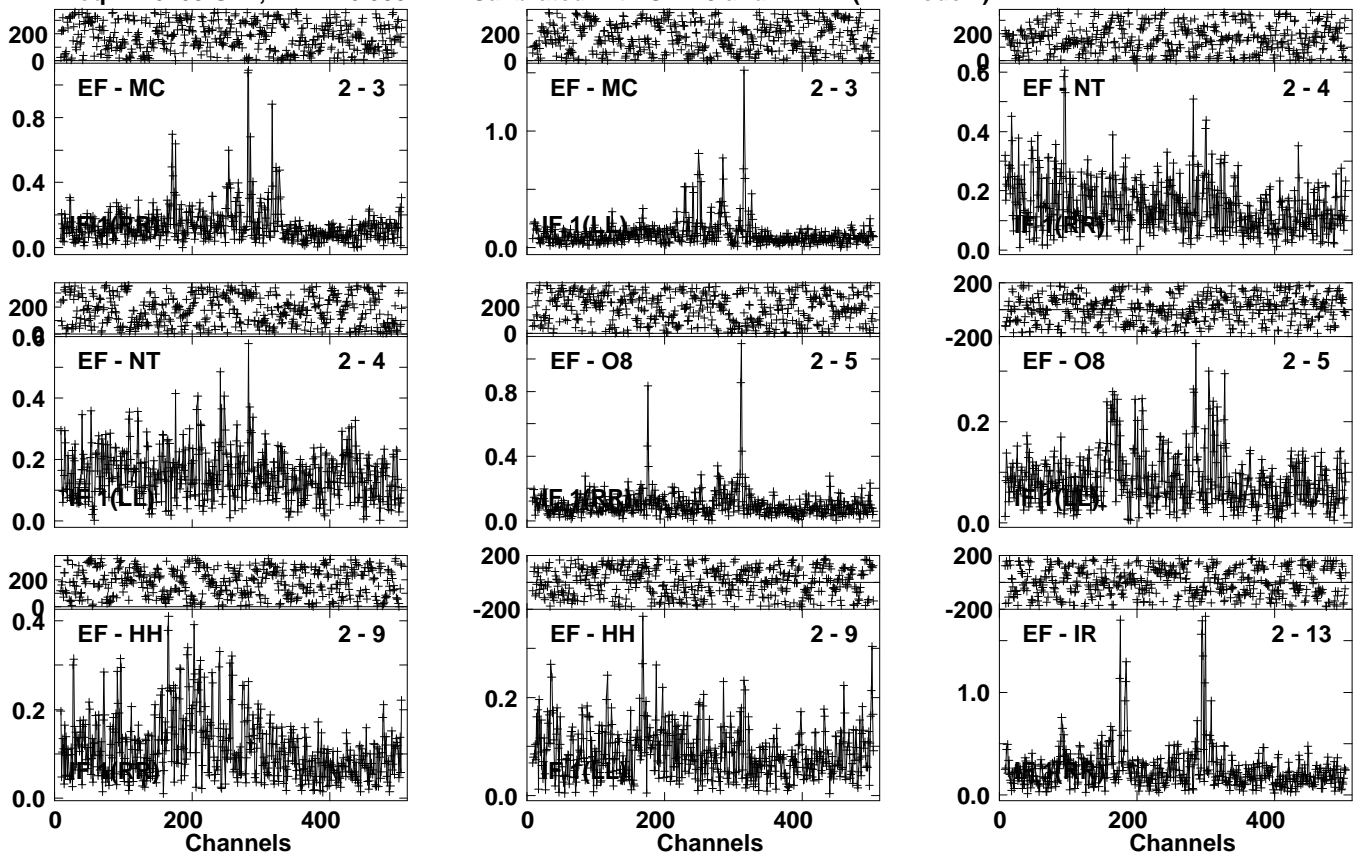


Lower frame: Milli Ampl Jy Top frame: Phas deg
Vector averaged cross-power spectrum Several baselines displayed
Timerange: 00/07:44:51 to 00/07:45:49

Plot file version 387 created 01-FEB-2023 16:31:45

IR17526N EW022A 4.UVDATA.1

Freq = 1.6163 GHz, Bw = 16.000 MH Calibrated with CL # 3 and BP # 1 (BP mode 1)



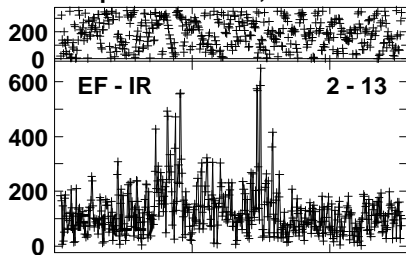


Lower frame: Ampl Jy Top frame: Phas deg
Vector averaged cross-power spectrum Several baselines displayed
Timerange: 00/07:45:51 to 00/07:49:19

Plot file version 388 created 01-FEB-2023 16:31:45

IR17526N EW022A 4.UVDATA.1

Freq = 1.6163 GHz, Bw = 16.000 MH Calibrated with CL # 3 and BP # 1 (BP mode 1)

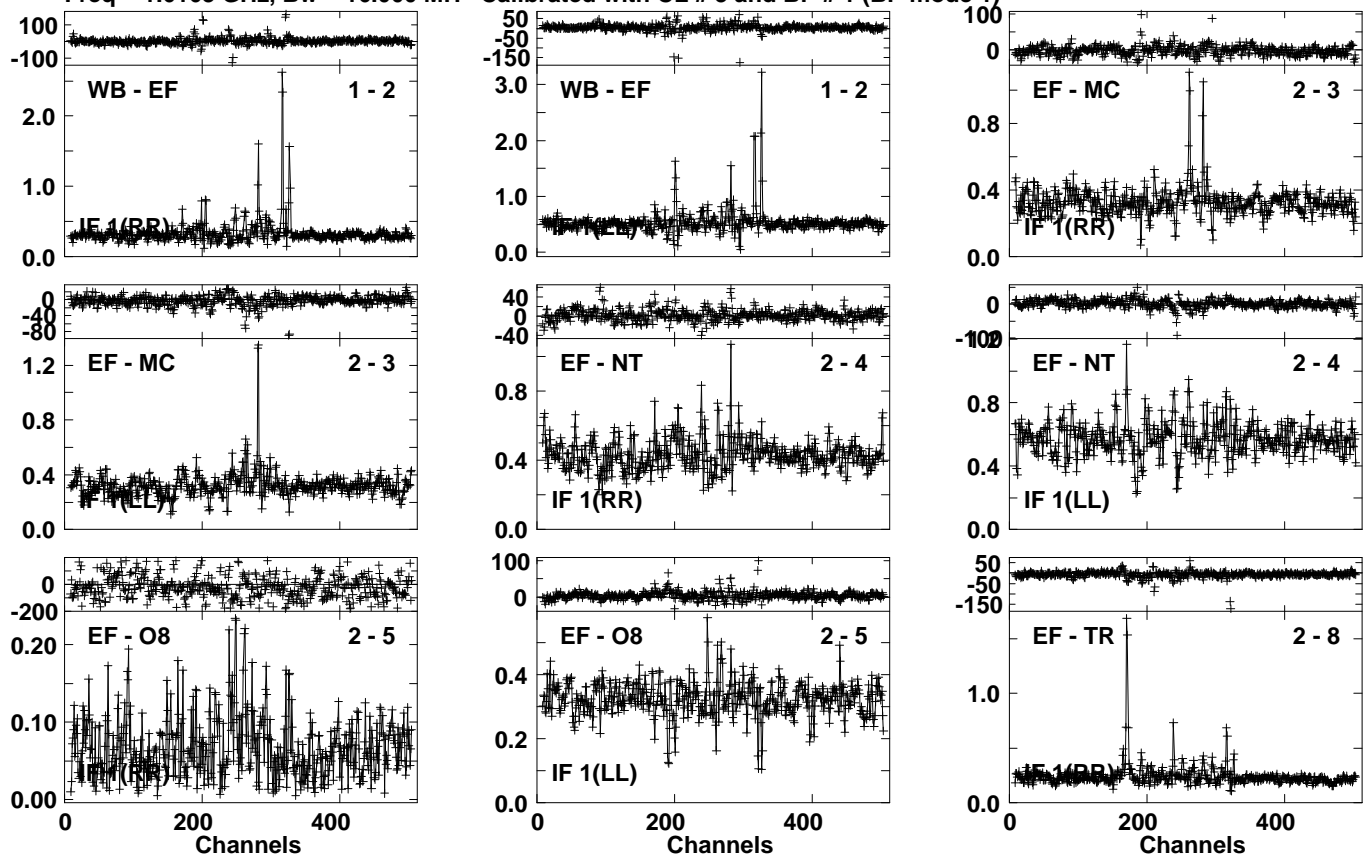


Lower frame: Milli Ampl Jy Top frame: Phas deg
Vector averaged cross-power spectrum Several baselines displayed
Timerange: 00/07:45:51 to 00/07:49:19

Plot file version 389 created 01-FEB-2023 16:31:46

J1748+3404 EW022A 4.UVDATA.1

Freq = 1.6163 GHz, Bw = 16.000 MH Calibrated with CL # 3 and BP # 1 (BP mode 1)

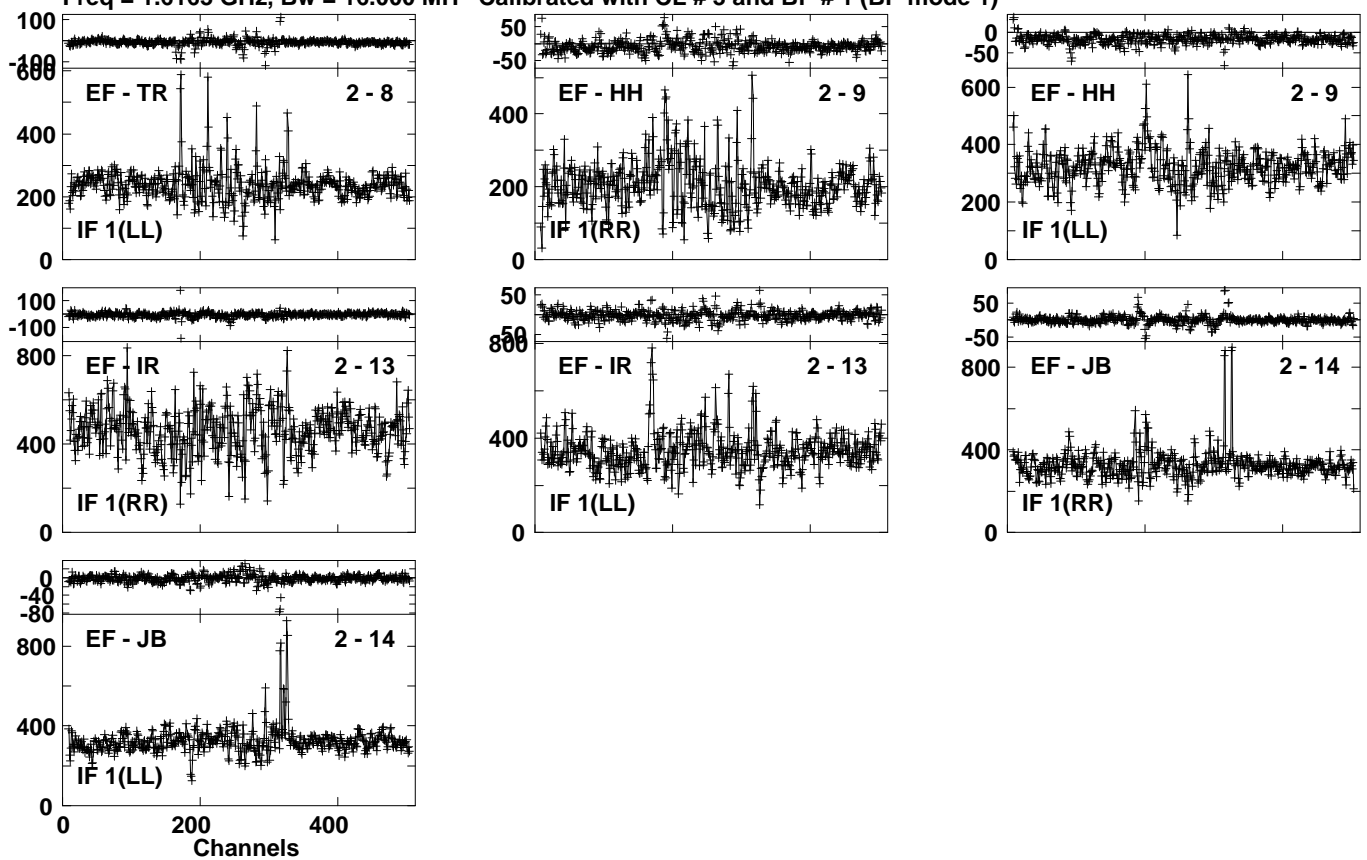


Lower frame: Ampl Jy Top frame: Phas deg
Vector averaged cross-power spectrum Several baselines displayed
Timerange: 00/07:49:21 to 00/07:50:49

Plot file version 390 created 01-FEB-2023 16:31:46

J1748+3404 EW022A 4.UVDATA.1

Freq = 1.6163 GHz, Bw = 16.000 MH Calibrated with CL # 3 and BP # 1 (BP mode 1)



Lower frame: Milli Ampl Jy Top frame: Phas deg

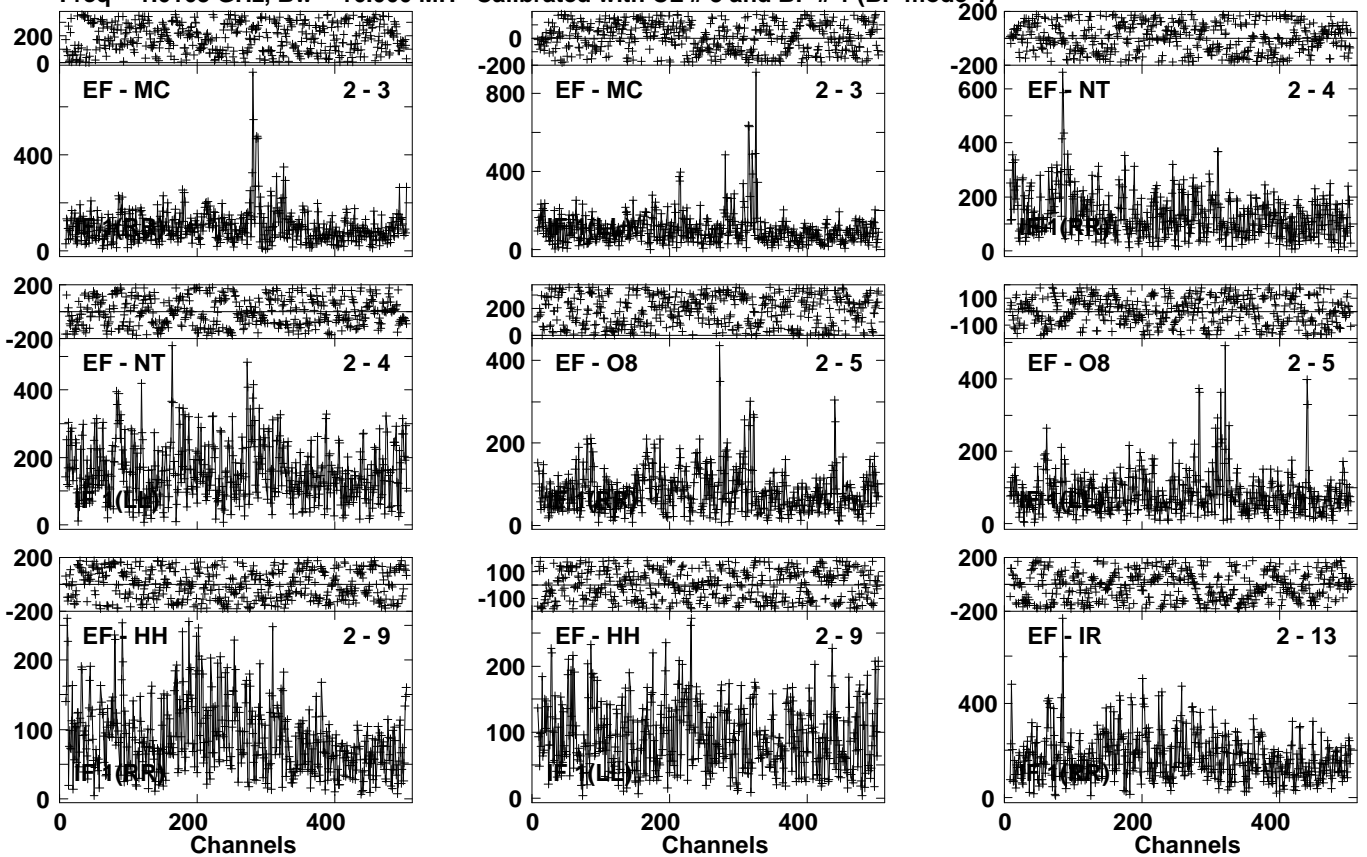
Vector averaged cross-power spectrum Several baselines displayed

Timerange: 00/07:49:21 to 00/07:50:49

Plot file version 391 created 01-FEB-2023 16:31:46

IR17526N EW022A 4.UVDATA.1

Freq = 1.6163 GHz, Bw = 16.000 MH Calibrated with CL # 3 and BP # 1 (BP mode 1)

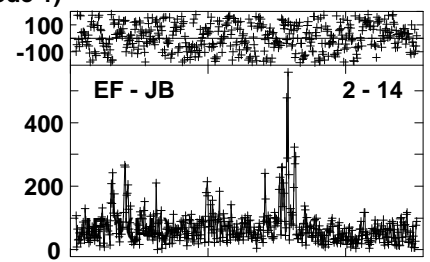
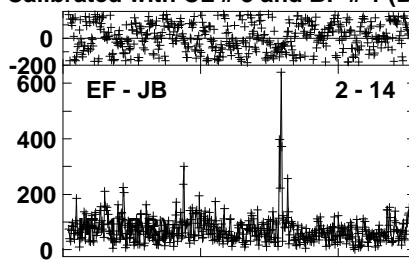
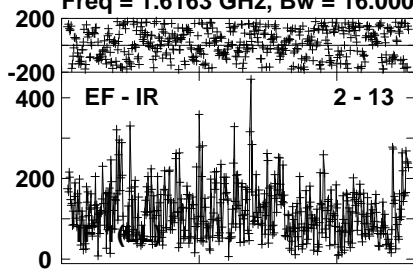


Lower frame: Milli Ampl Jy Top frame: Phas deg
Vector averaged cross-power spectrum Several baselines displayed
Timerange: 00/07:50:51 to 00/07:54:19

Plot file version 392 created 01-FEB-2023 16:31:46

IR17526N EW022A 4.UVDATA.1

Freq = 1.6163 GHz, Bw = 16.000 MH Calibrated with CL # 3 and BP # 1 (BP mode 1)

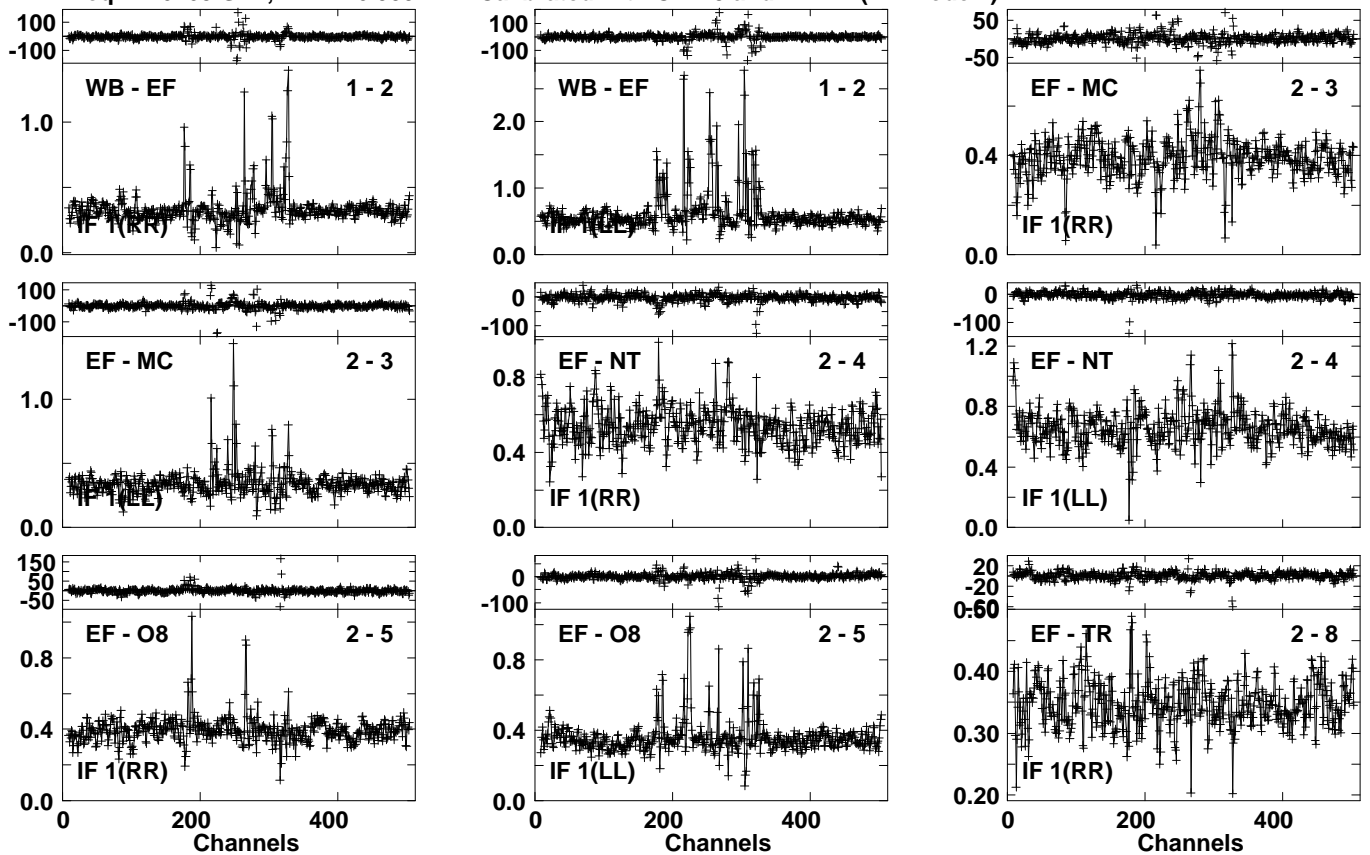


Lower frame: Milli Ampl Jy Top frame: Phas deg
Vector averaged cross-power spectrum Several baselines displayed
Timerange: 00/07:50:51 to 00/07:54:19

Plot file version 393 created 01-FEB-2023 16:31:46

J1748+3404 EW022A 4.UVDATA.1

Freq = 1.6163 GHz, Bw = 16.000 MH Calibrated with CL # 3 and BP # 1 (BP mode 1)

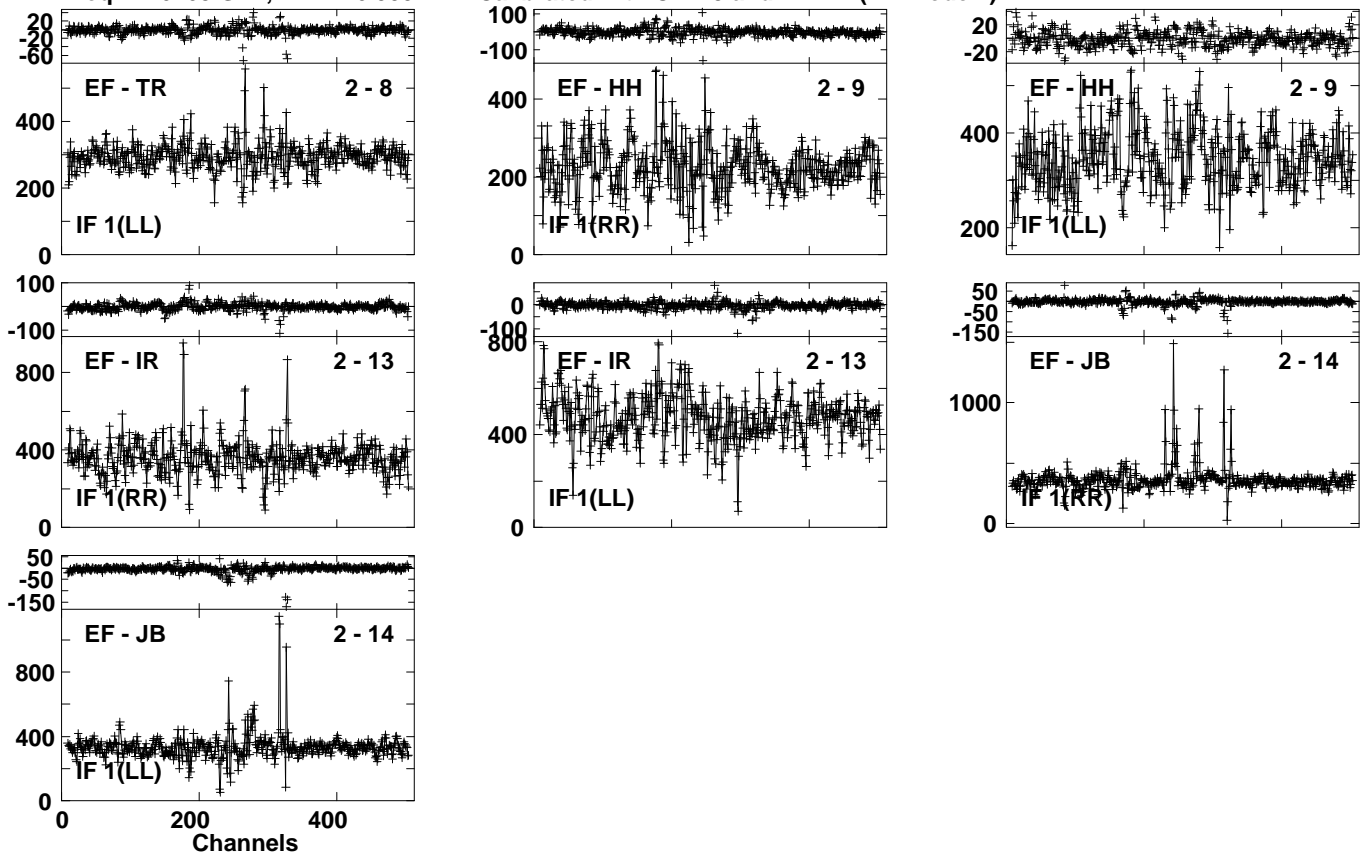


Lower frame: Ampl Jy Top frame: Phas deg
Vector averaged cross-power spectrum Several baselines displayed
Timerange: 00/07:54:51 to 00/07:55:49

Plot file version 394 created 01-FEB-2023 16:31:46

J1748+3404 EW022A 4.UVDATA.1

Freq = 1.6163 GHz, Bw = 16.000 MH Calibrated with CL # 3 and BP # 1 (BP mode 1)



Lower frame: Milli Ampl Jy Top frame: Phas deg

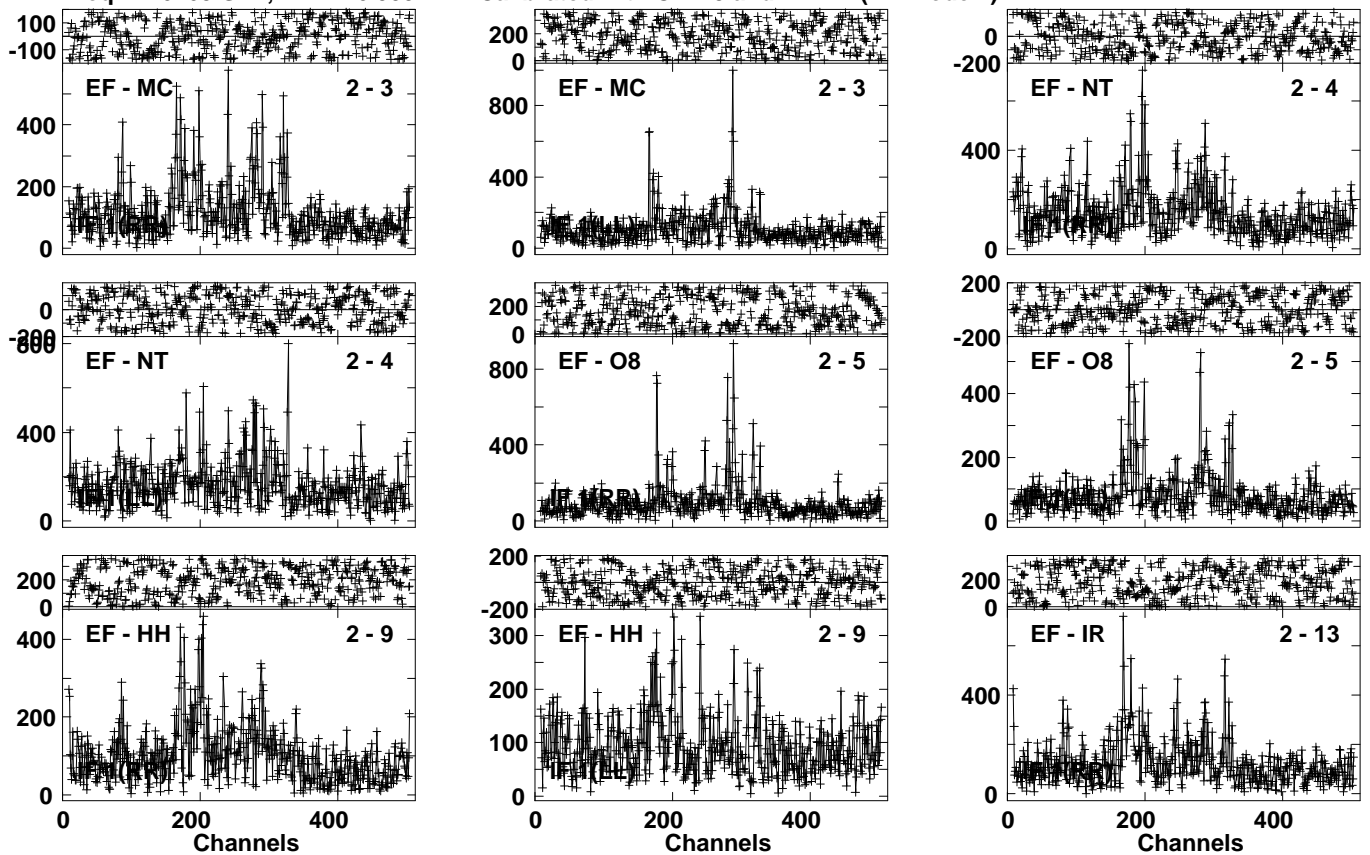
Vector averaged cross-power spectrum Several baselines displayed

Timerange: 00/07:54:51 to 00/07:55:49

Plot file version 395 created 01-FEB-2023 16:31:47

IR17526N EW022A 4.UVDATA.1

Freq = 1.6163 GHz, Bw = 16.000 MH Calibrated with CL # 3 and BP # 1 (BP mode 1)


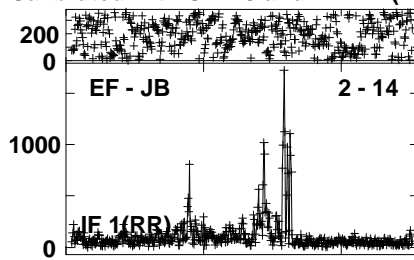
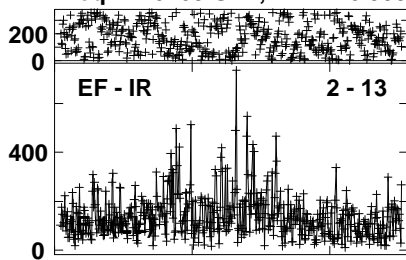


Lower frame: Milli Ampl Jy Top frame: Phas deg
Vector averaged cross-power spectrum Several baselines displayed
Timerange: 00/07:55:51 to 00/07:59:19

Plot file version 396 created 01-FEB-2023 16:31:47

IR17526N EW022A 4.UVDATA.1

Freq = 1.6163 GHz, Bw = 16.000 MH Calibrated with CL # 3 and BP # 1 (BP mode 1)

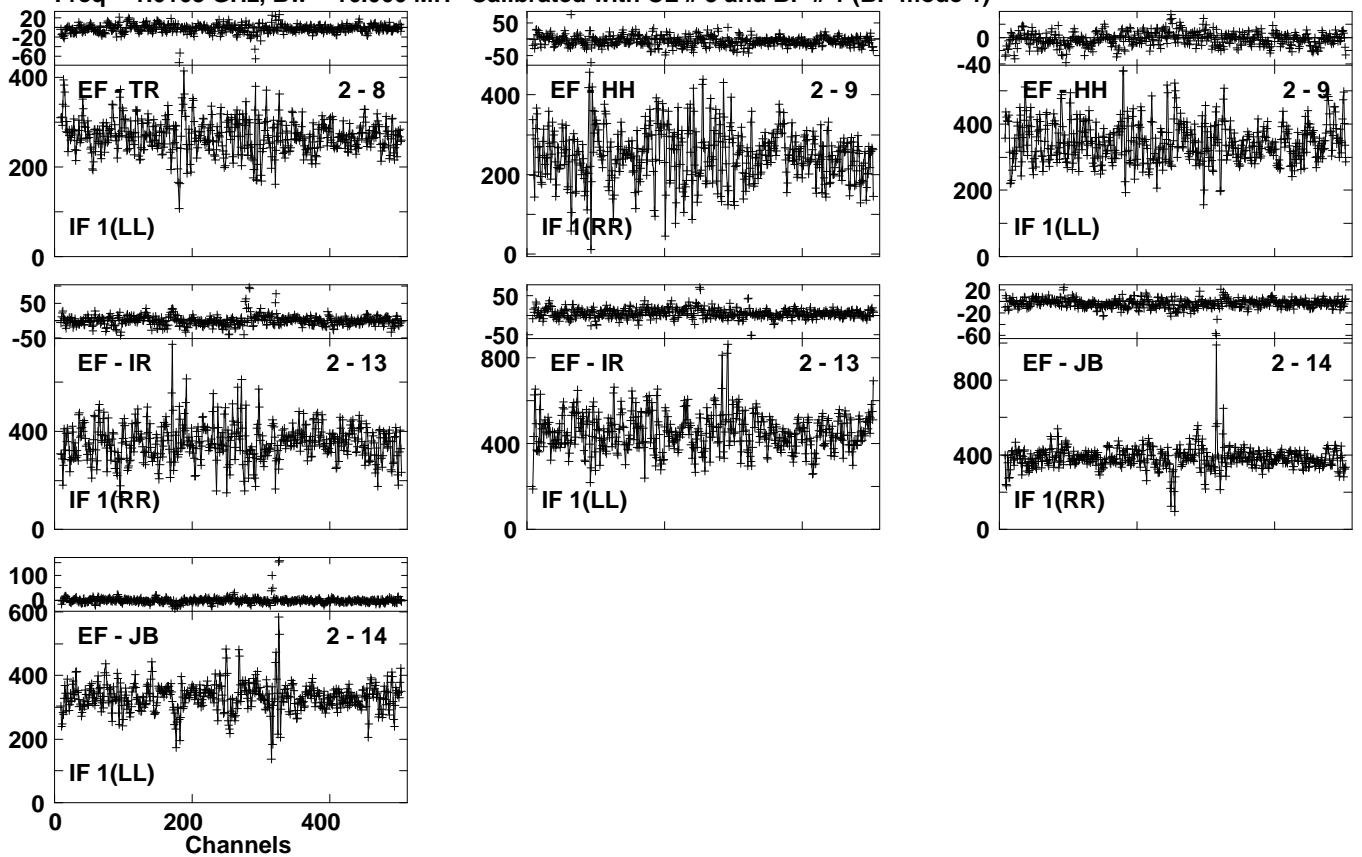


Lower frame: Milli Ampl Jy Top frame: Phas deg
Vector averaged cross-power spectrum Several baselines displayed
Timerange: 00/07:55:51 to 00/07:59:19

Plot file version 398 created 01-FEB-2023 16:31:47

J1748+3404 EW022A 4.UVDATA.1

Freq = 1.6163 GHz, Bw = 16.000 MH Calibrated with CL # 3 and BP # 1 (BP mode 1)



Lower frame: Milli Ampl Jy Top frame: Phas deg

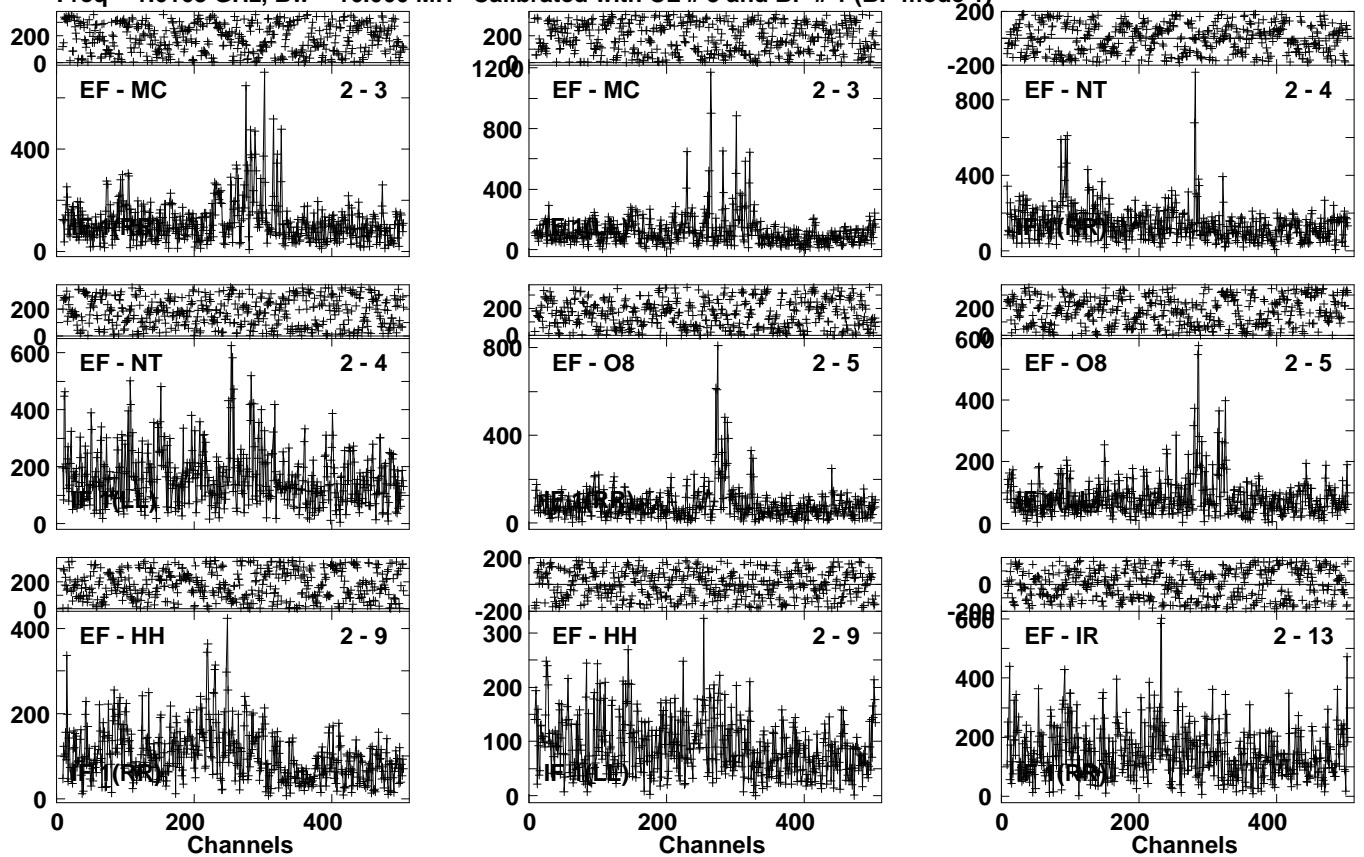
Vector averaged cross-power spectrum Several baselines displayed

Timerange: 00/07:59:21 to 00/08:00:49

Plot file version 399 created 01-FEB-2023 16:31:47

IR17526N EW022A 4.UVDATA.1

Freq = 1.6163 GHz, Bw = 16.000 MH Calibrated with CL # 3 and BP # 1 (BP mode 1)

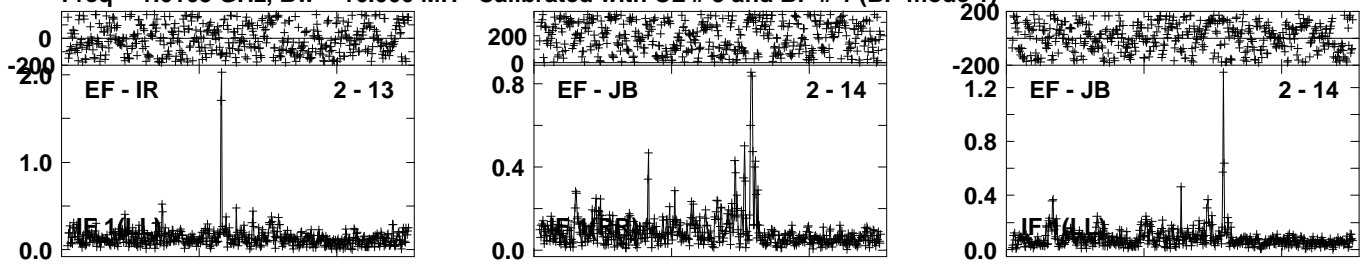


Lower frame: Milli Ampl Jy Top frame: Phas deg
Vector averaged cross-power spectrum Several baselines displayed
Timerange: 00/08:00:51 to 00/08:04:19

Plot file version 400 created 01-FEB-2023 16:31:48

IR17526N EW022A 4.UVDATA.1

Freq = 1.6163 GHz, Bw = 16.000 MH Calibrated with CL # 3 and BP # 1 (BP mode 1)



Lower frame: Ampl Jy Top frame: Phas deg

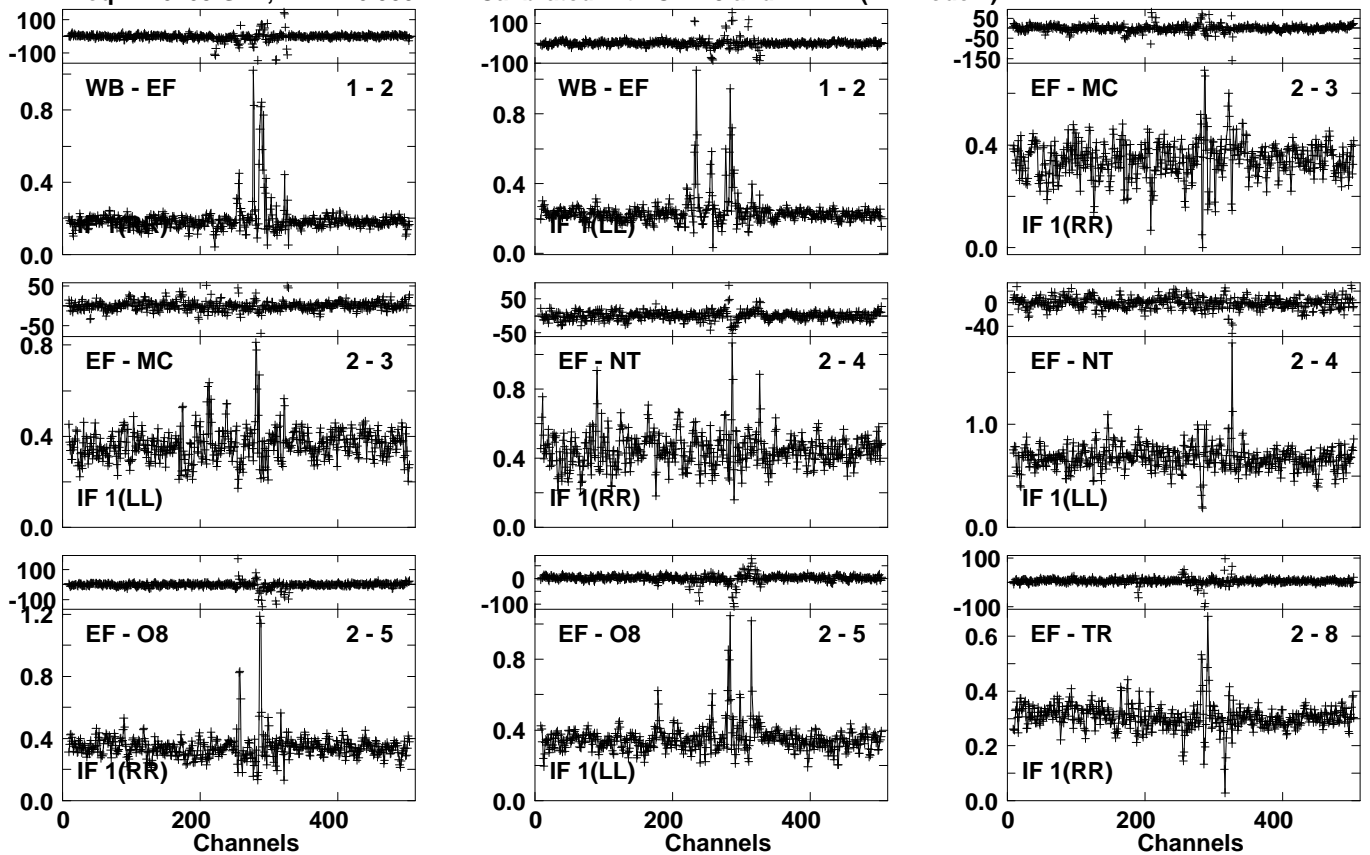
Vector averaged cross-power spectrum Several baselines displayed

Timerange: 00/08:00:51 to 00/08:04:19

Plot file version 401 created 01-FEB-2023 16:31:48

J1748+3404 EW022A 4.UVDATA.1

Freq = 1.6163 GHz, Bw = 16.000 MH Calibrated with CL # 3 and BP # 1 (BP mode 1)



Lower frame: Ampl Jy Top frame: Phas deg

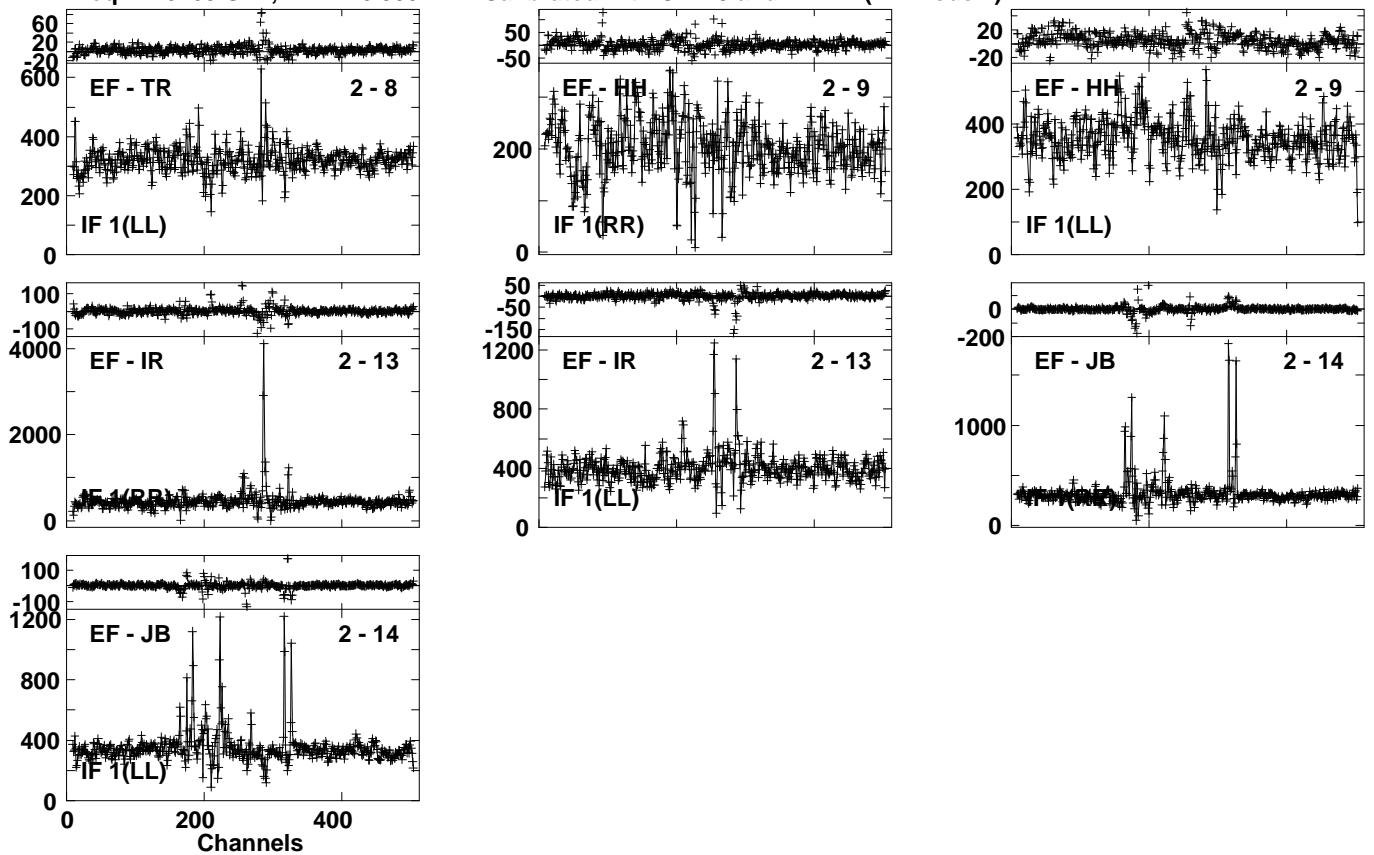
Vector averaged cross-power spectrum Several baselines displayed

Timerange: 00/08:04:51 to 00/08:05:49

Plot file version 402 created 01-FEB-2023 16:31:48

J1748+3404 EW022A 4.UVDATA.1

Freq = 1.6163 GHz, Bw = 16.000 MH Calibrated with CL # 3 and BP # 1 (BP mode 1)



Lower frame: Milli Ampl Jy Top frame: Phas deg

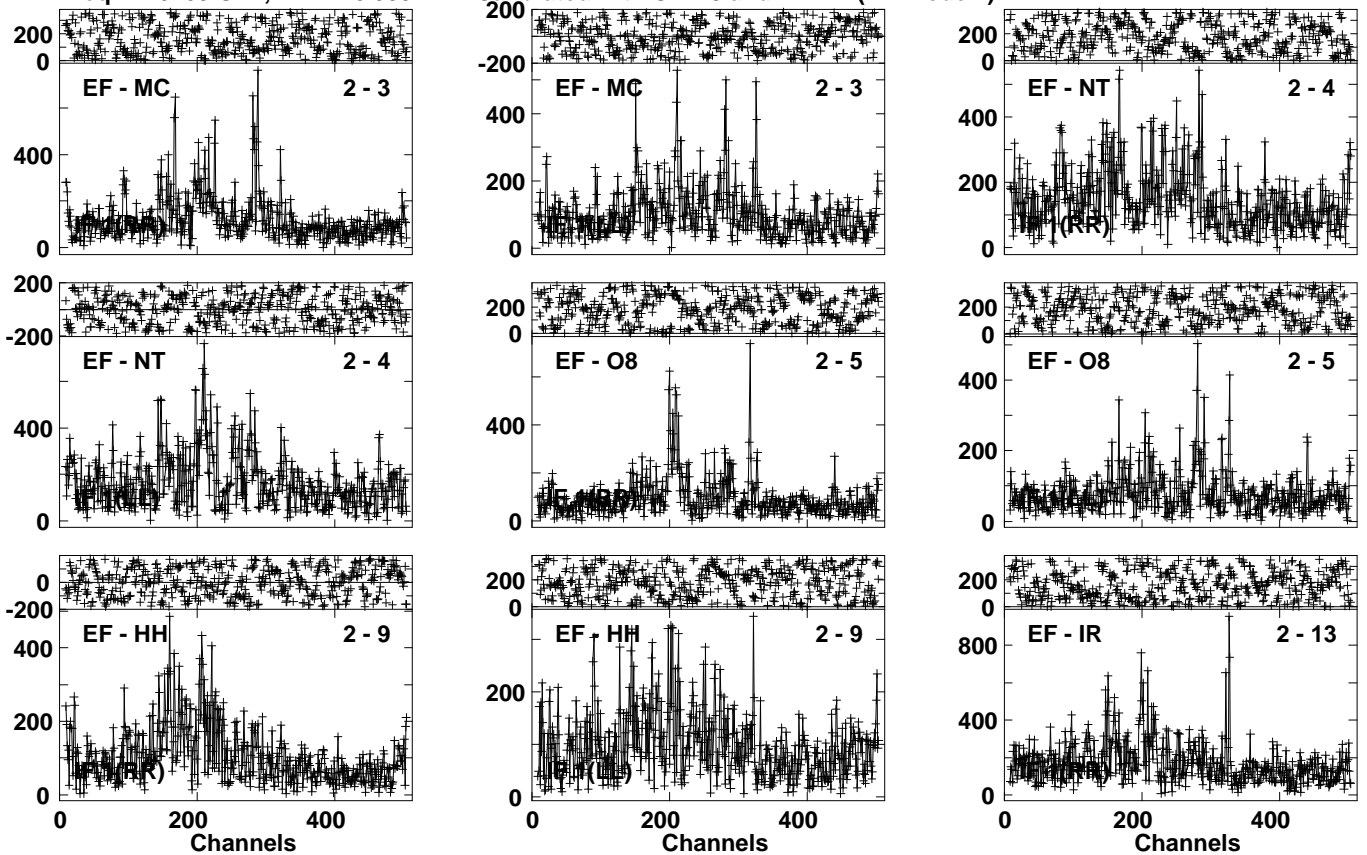
Vector averaged cross-power spectrum Several baselines displayed

Timerange: 00/08:04:51 to 00/08:05:49

Plot file version 403 created 01-FEB-2023 16:31:48

IR17526N EW022A 4.UVDATA.1

Freq = 1.6163 GHz, Bw = 16.000 MH Calibrated with CL # 3 and BP # 1 (BP mode 1)

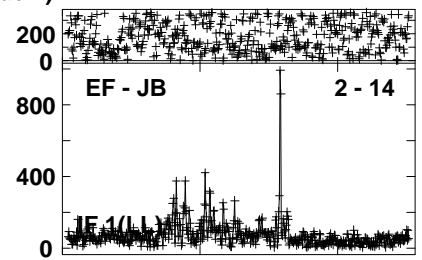
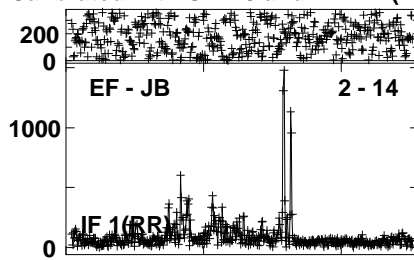
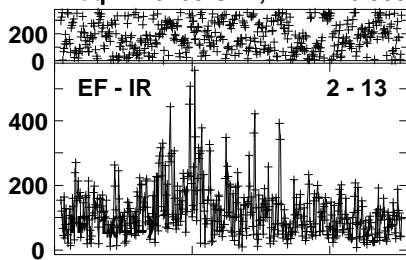


Lower frame: Milli Ampl Jy Top frame: Phas deg
Vector averaged cross-power spectrum Several baselines displayed
Timerange: 00/08:05:51 to 00/08:09:19

Plot file version 404 created 01-FEB-2023 16:31:48

IR17526N EW022A 4.UVDATA.1

Freq = 1.6163 GHz, Bw = 16.000 MH Calibrated with CL # 3 and BP # 1 (BP mode 1)

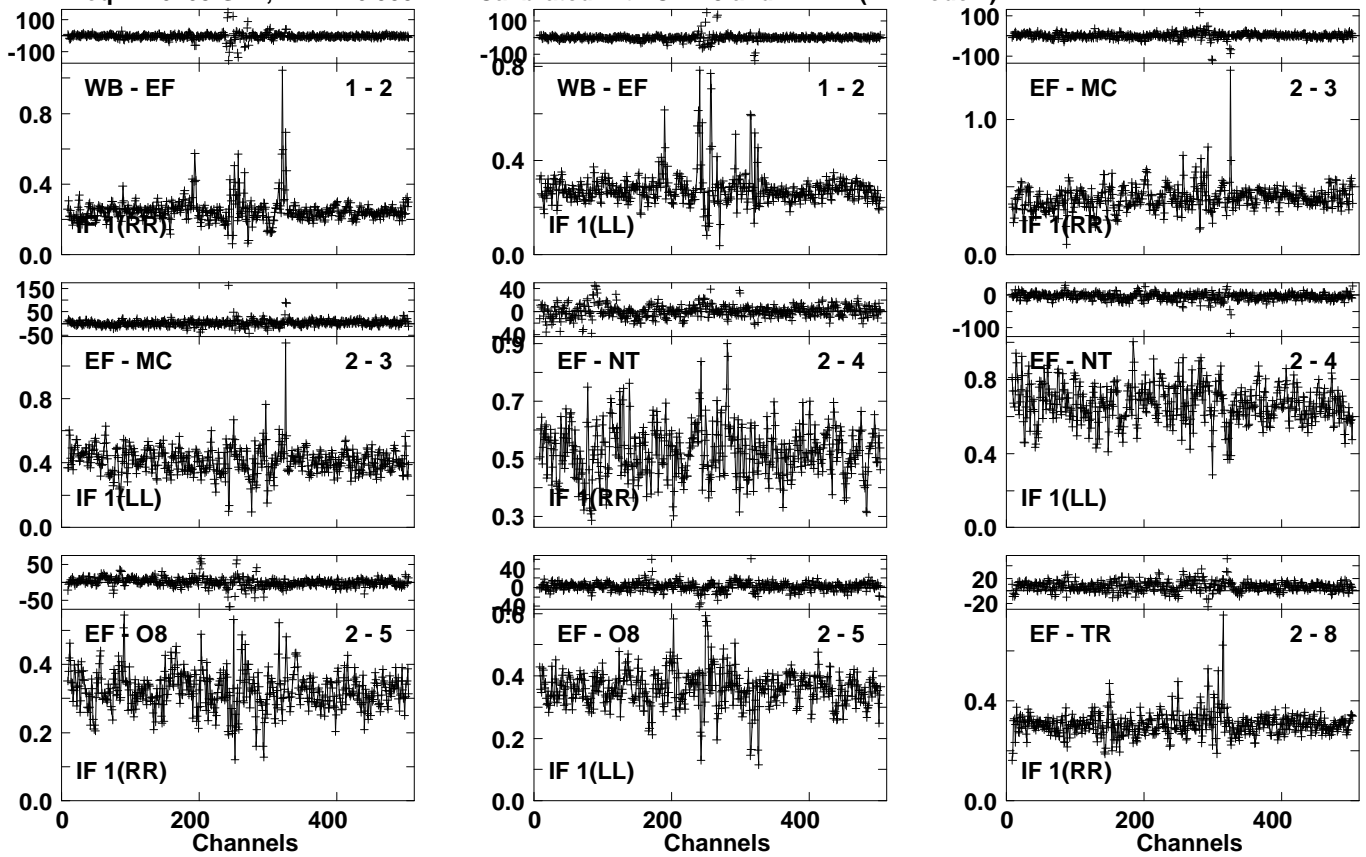


Lower frame: Milli Ampl Jy Top frame: Phas deg
Vector averaged cross-power spectrum Several baselines displayed
Timerange: 00/08:05:51 to 00/08:09:19

Plot file version 405 created 01-FEB-2023 16:31:49

J1748+3404 EW022A 4.UVDATA.1

Freq = 1.6163 GHz, Bw = 16.000 MH Calibrated with CL # 3 and BP # 1 (BP mode 1)

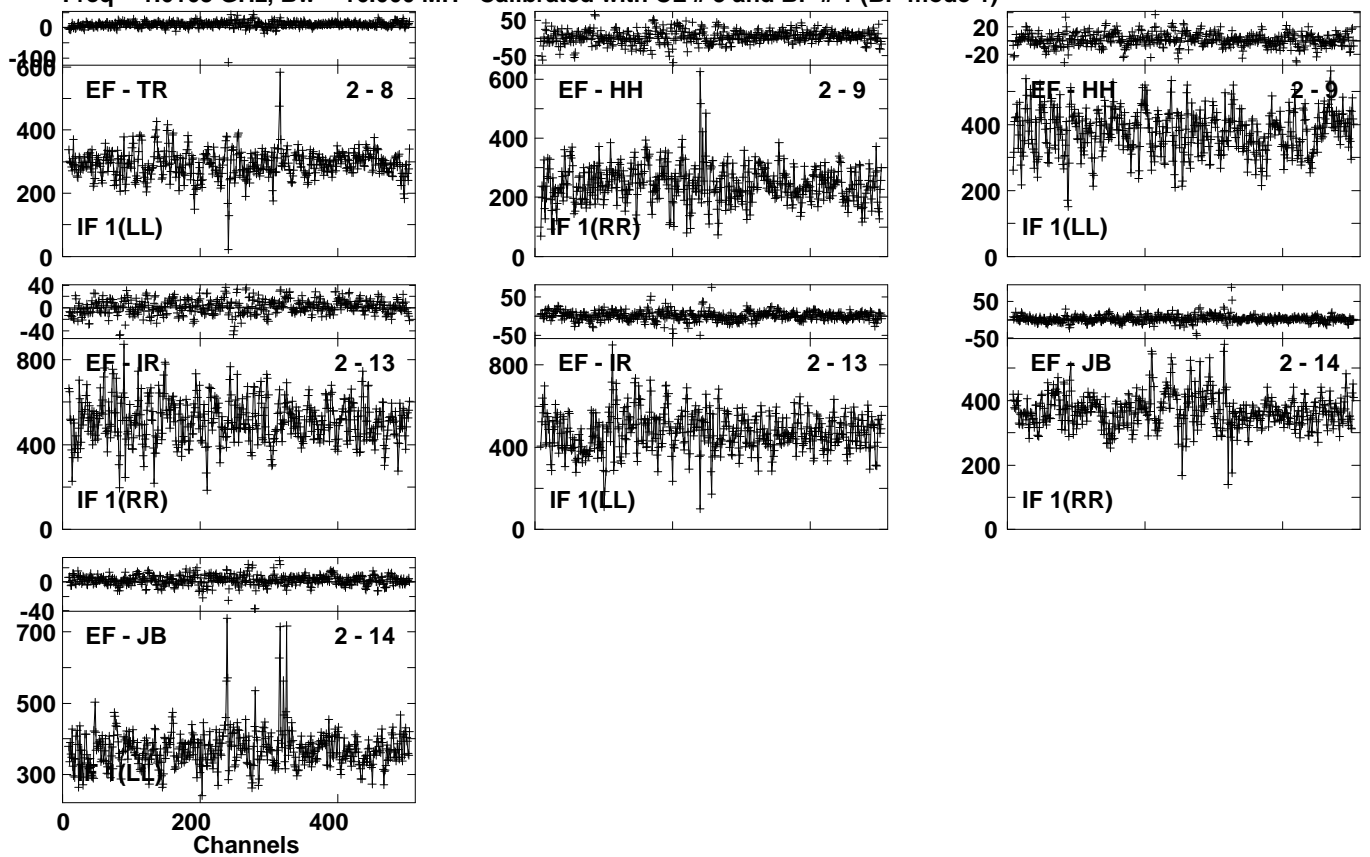


Lower frame: Ampl Jy Top frame: Phas deg
Vector averaged cross-power spectrum Several baselines displayed
Timerange: 00/08:09:21 to 00/08:10:49

Plot file version 406 created 01-FEB-2023 16:31:49

J1748+3404 EW022A 4.UVDATA.1

Freq = 1.6163 GHz, Bw = 16.000 MH Calibrated with CL # 3 and BP # 1 (BP mode 1)



Lower frame: Milli Ampl Jy Top frame: Phas deg

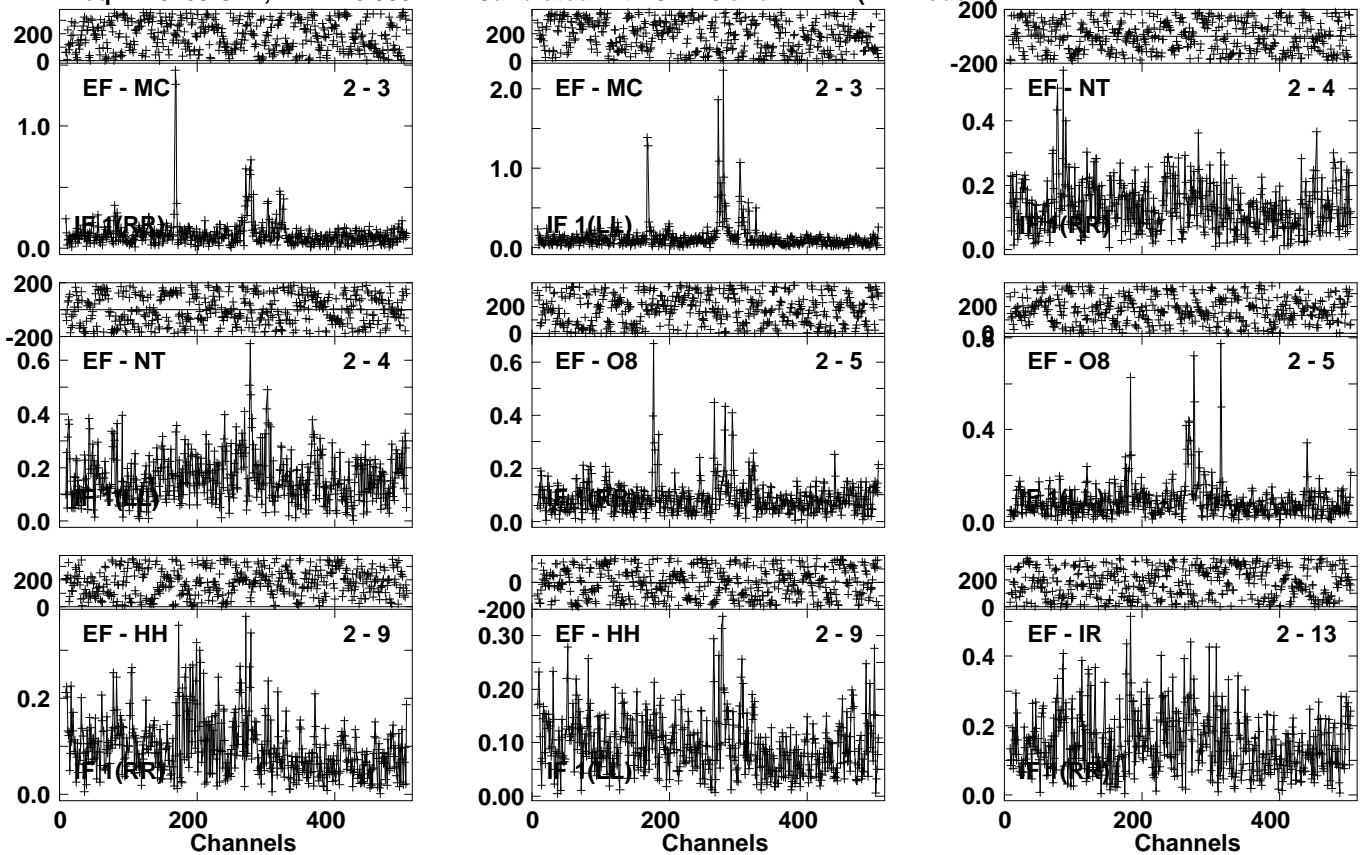
Vector averaged cross-power spectrum Several baselines displayed

Timerange: 00/08:09:21 to 00/08:10:49

Plot file version 407 created 01-FEB-2023 16:31:49

IR17526N EW022A 4.UVDATA.1

Freq = 1.6163 GHz, Bw = 16.000 MH Calibrated with CL # 3 and BP # 1 (BP mode 1)

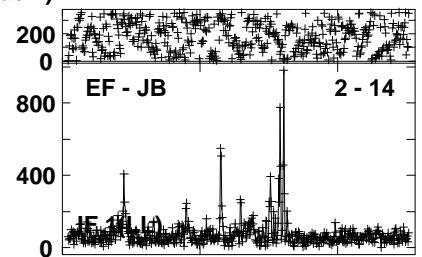

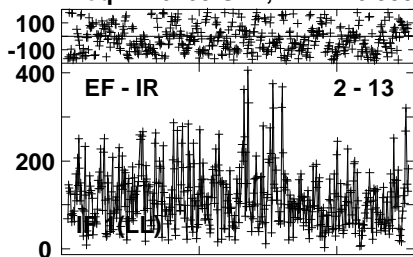


Lower frame: Ampl Jy Top frame: Phas deg
Vector averaged cross-power spectrum Several baselines displayed
Timerange: 00/08:10:51 to 00/08:14:19

Plot file version 408 created 01-FEB-2023 16:31:49

IR17526N EW022A 4.UVDATA.1

Freq = 1.6163 GHz, Bw = 16.000 MH Calibrated with CL # 3 and BP # 1 (BP mode 1)

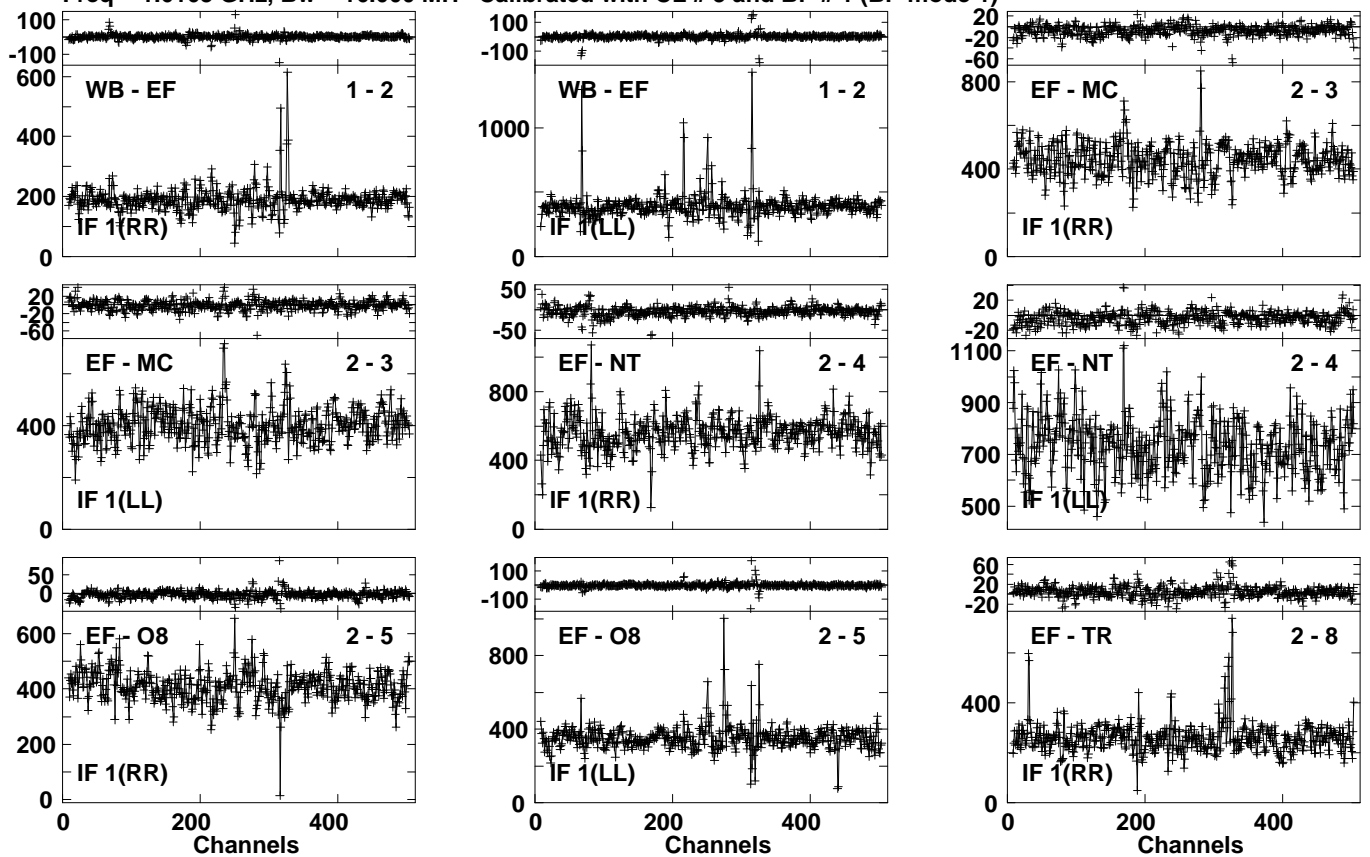


Lower frame: Milli Ampl Jy Top frame: Phas deg
Vector averaged cross-power spectrum Several baselines displayed
Timerange: 00/08:10:51 to 00/08:14:19

Plot file version 409 created 01-FEB-2023 16:31:49

J1748+3404 EW022A 4.UVDATA.1

Freq = 1.6163 GHz, Bw = 16.000 MH Calibrated with CL # 3 and BP # 1 (BP mode 1)

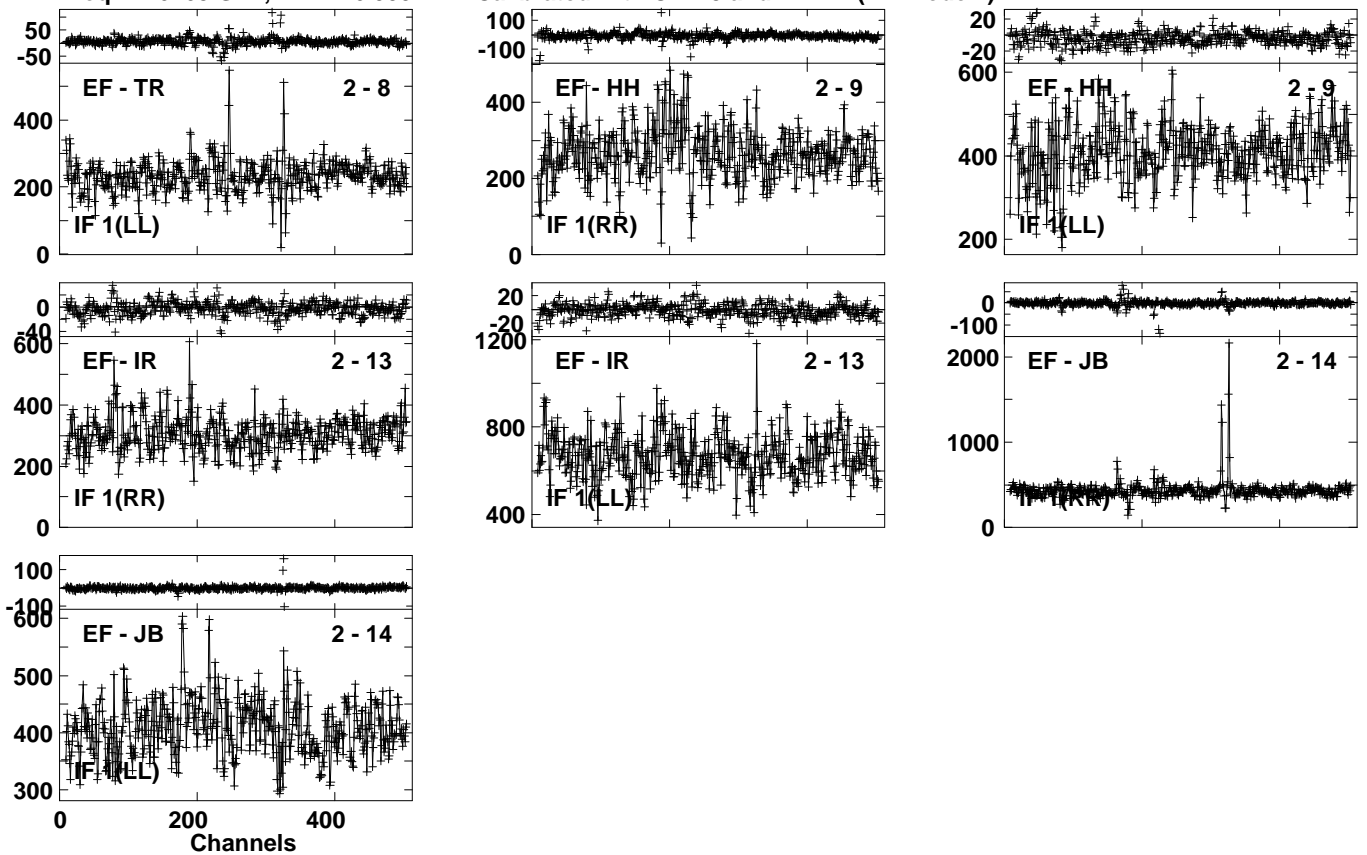


Lower frame: Milli Ampl Jy Top frame: Phas deg
Vector averaged cross-power spectrum Several baselines displayed
Timerange: 00/08:14:51 to 00/08:15:49

Plot file version 410 created 01-FEB-2023 16:31:49

J1748+3404 EW022A 4.UVDATA.1

Freq = 1.6163 GHz, Bw = 16.000 MH Calibrated with CL # 3 and BP # 1 (BP mode 1)

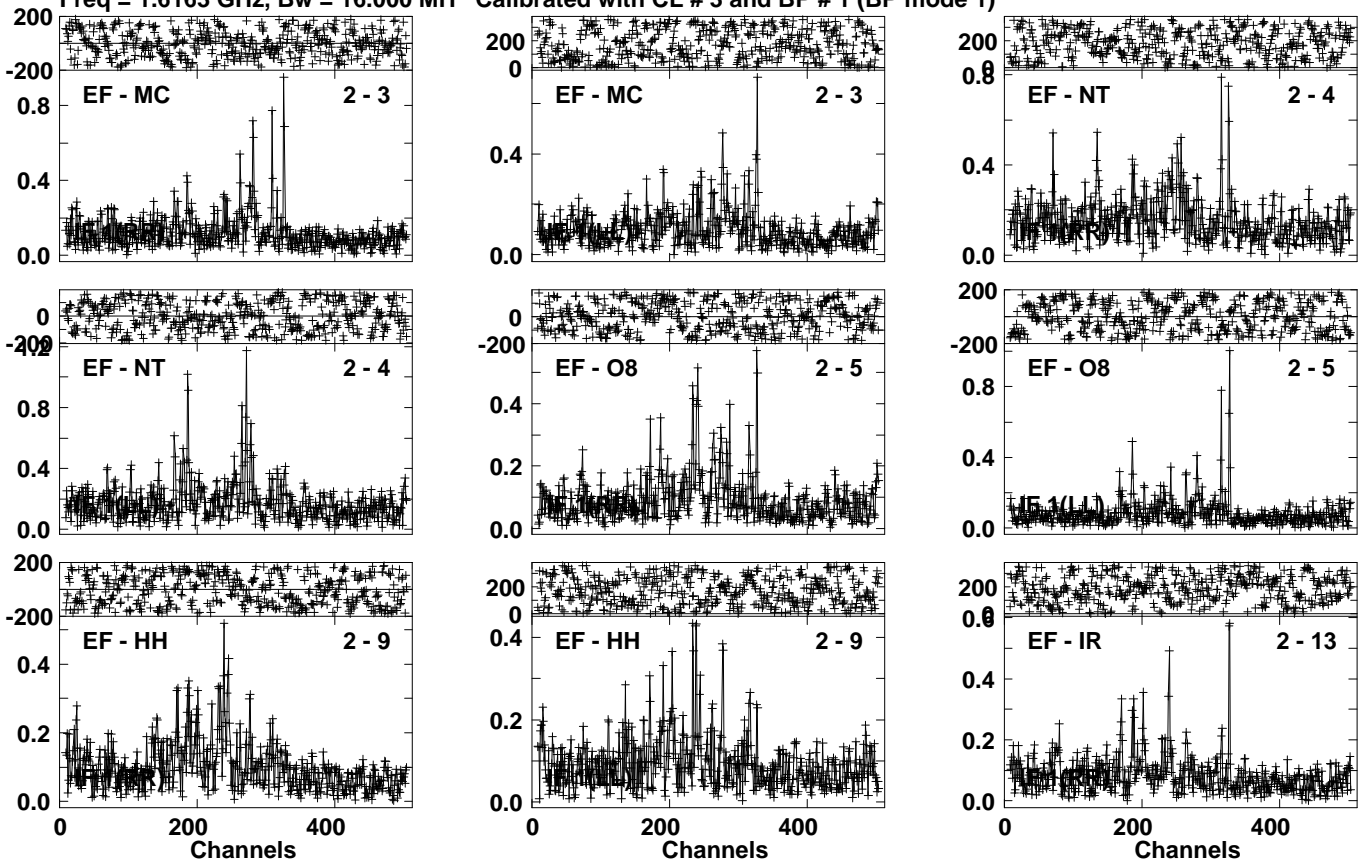


Lower frame: Milli Ampl Jy Top frame: Phas deg
Vector averaged cross-power spectrum Several baselines displayed
Timerange: 00/08:14:51 to 00/08:15:49

Plot file version 411 created 01-FEB-2023 16:31:50

IR17526N EW022A 4.UVDATA.1

Freq = 1.6163 GHz, Bw = 16.000 MH Calibrated with CL # 3 and BP # 1 (BP mode 1)



Lower frame: Ampl Jy Top frame: Phas deg

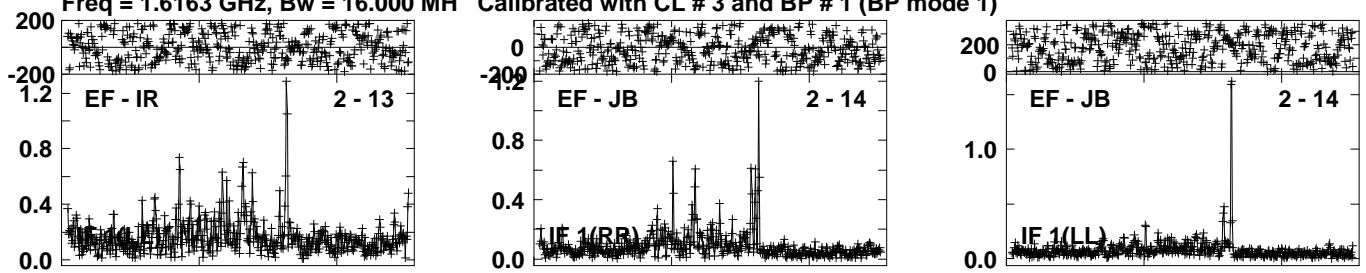
Vector averaged cross-power spectrum Several baselines displayed

Timerange: 00/08:15:51 to 00/08:19:19

Plot file version 412 created 01-FEB-2023 16:31:50

IR17526N EW022A 4.UVDATA.1

Freq = 1.6163 GHz, Bw = 16.000 MH Calibrated with CL # 3 and BP # 1 (BP mode 1)

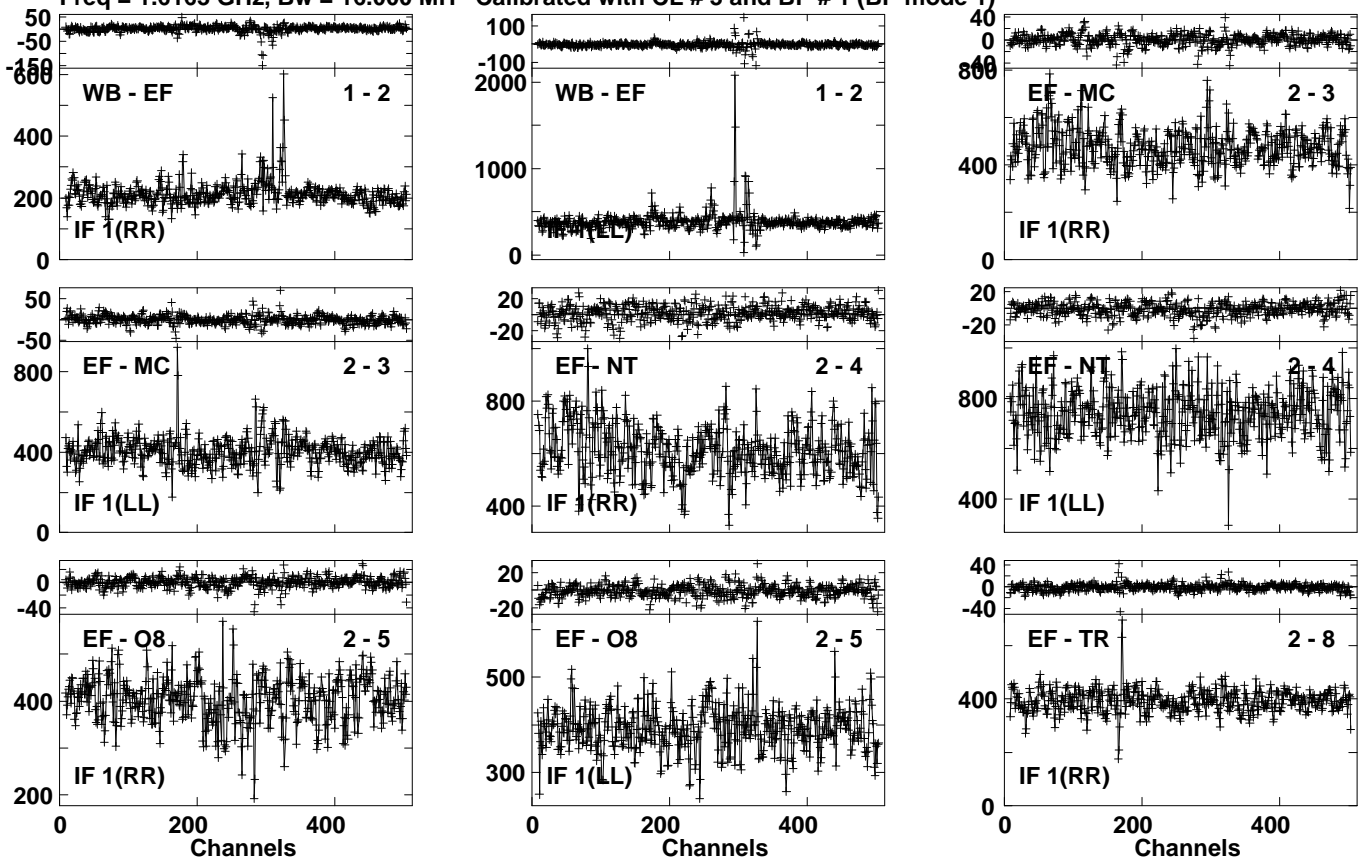


Lower frame: Ampl Jy Top frame: Phas deg
Vector averaged cross-power spectrum Several baselines displayed
Timerange: 00/08:15:51 to 00/08:19:19

Plot file version 413 created 01-FEB-2023 16:31:50

J1748+3404 EW022A 4.UVDATA.1

Freq = 1.6163 GHz, Bw = 16.000 MH Calibrated with CL # 3 and BP # 1 (BP mode 1)

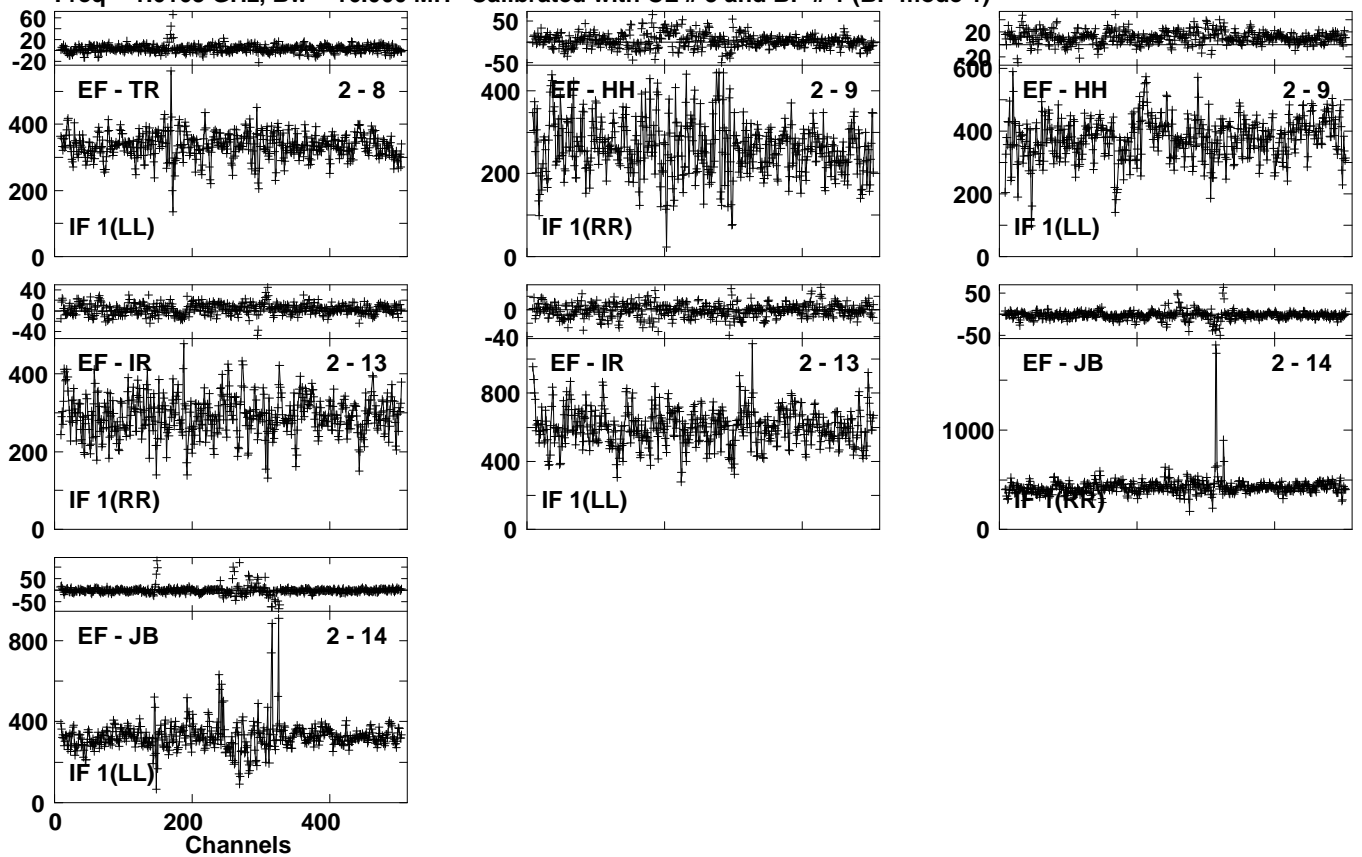


Lower frame: Milli Ampl Jy Top frame: Phas deg
Vector averaged cross-power spectrum Several baselines displayed
Timerange: 00/08:19:21 to 00/08:20:49

Plot file version 414 created 01-FEB-2023 16:31:50

J1748+3404 EW022A 4.UVDATA.1

Freq = 1.6163 GHz, Bw = 16.000 MH Calibrated with CL # 3 and BP # 1 (BP mode 1)



Lower frame: Milli Ampl Jy Top frame: Phas deg

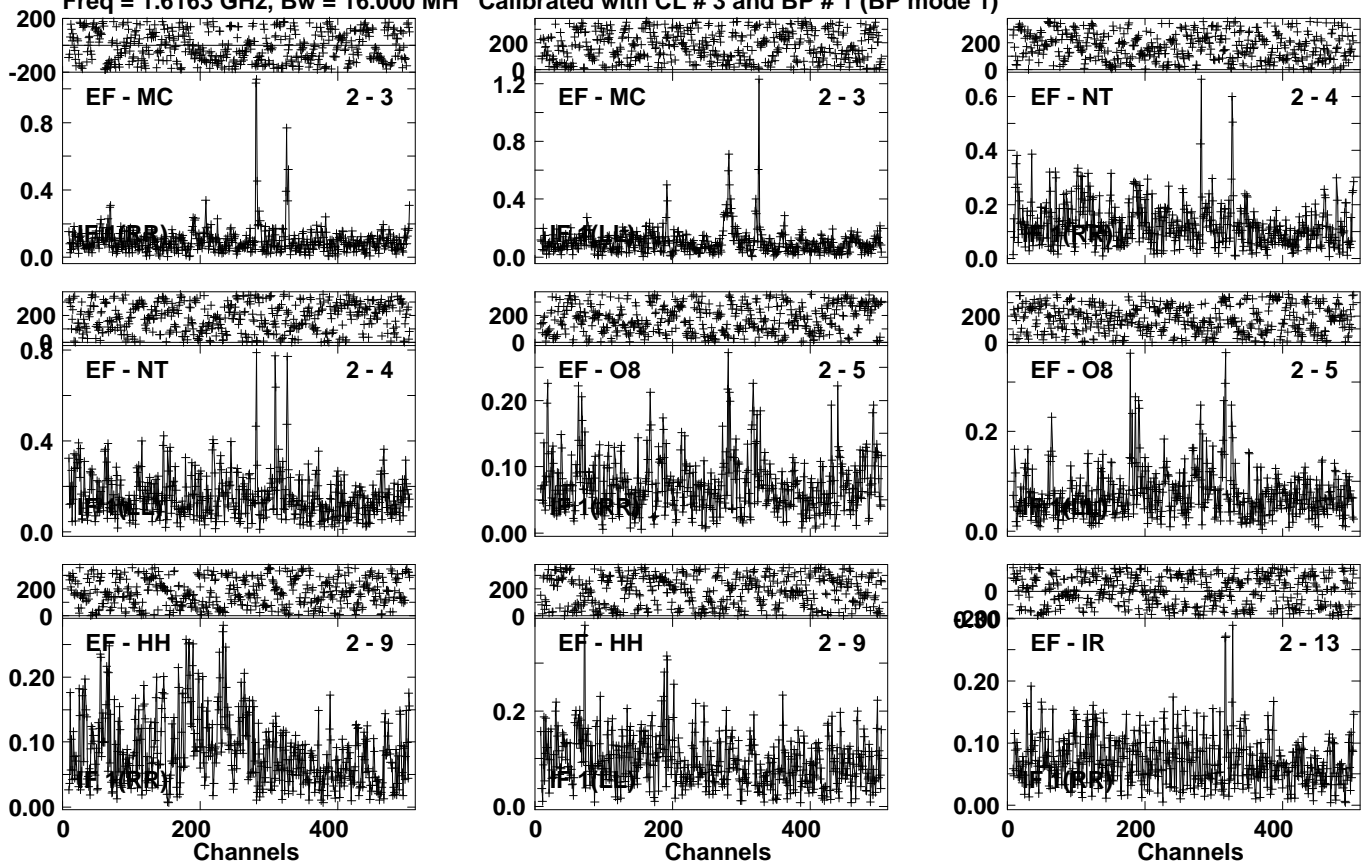
Vector averaged cross-power spectrum Several baselines displayed

Timerange: 00/08:19:21 to 00/08:20:49

Plot file version 415 created 01-FEB-2023 16:31:50

IR17526N EW022A 4.UVDATA.1

Freq = 1.6163 GHz, Bw = 16.000 MH Calibrated with CL # 3 and BP # 1 (BP mode 1)


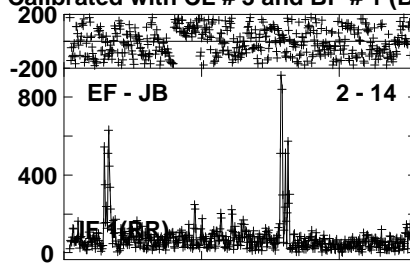
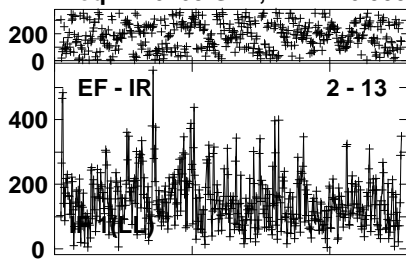


Lower frame: Ampl Jy Top frame: Phas deg
Vector averaged cross-power spectrum Several baselines displayed
Timerange: 00/08:20:51 to 00/08:24:19

Plot file version 416 created 01-FEB-2023 16:31:51

IR17526N EW022A 4.UVDATA.1

Freq = 1.6163 GHz, Bw = 16.000 MH Calibrated with CL # 3 and BP # 1 (BP mode 1)

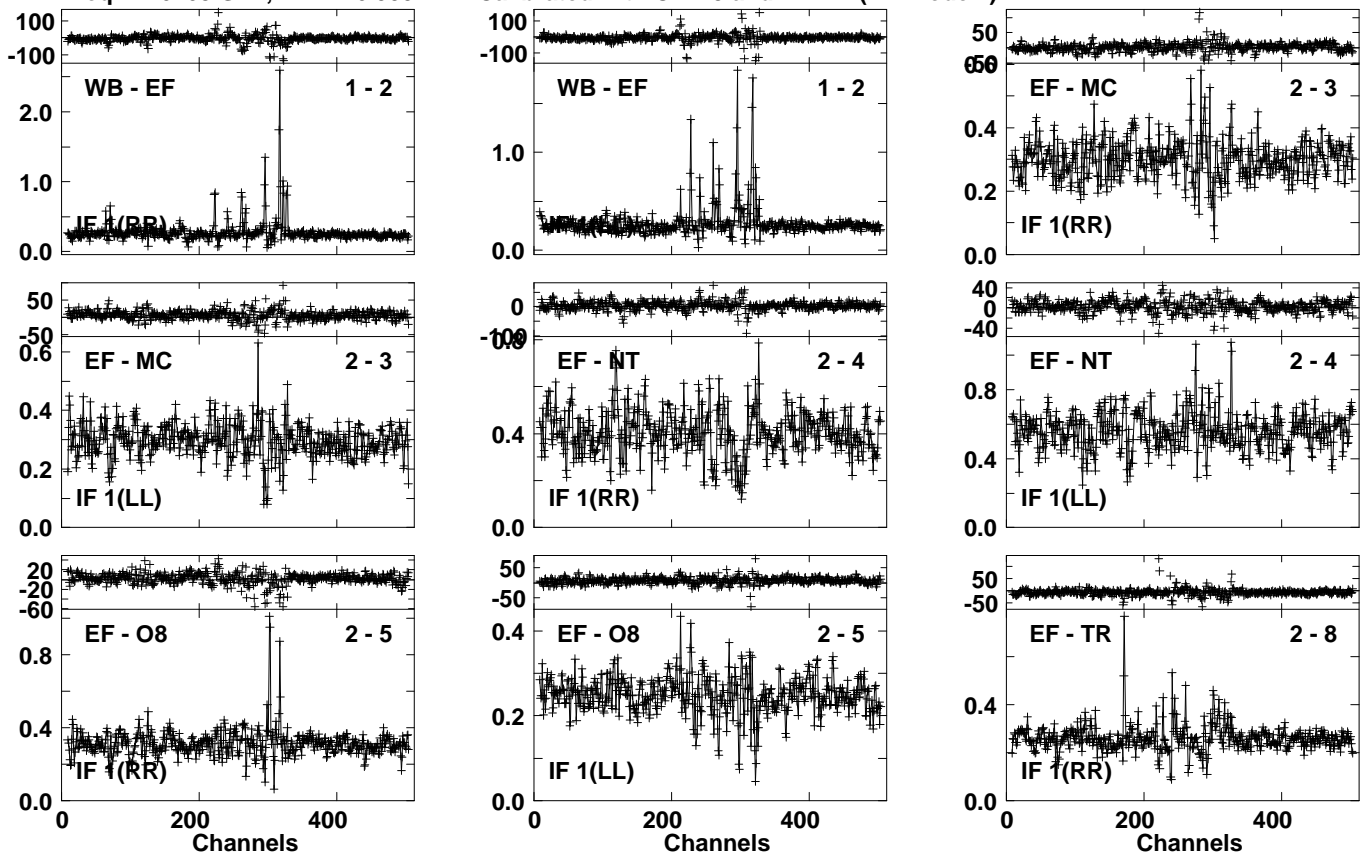


Lower frame: Milli Ampl Jy Top frame: Phas deg
Vector averaged cross-power spectrum Several baselines displayed
Timerange: 00/08:20:51 to 00/08:24:19

Plot file version 417 created 01-FEB-2023 16:31:51

J1748+3404 EW022A 4.UVDATA.1

Freq = 1.6163 GHz, Bw = 16.000 MH Calibrated with CL # 3 and BP # 1 (BP mode 1)

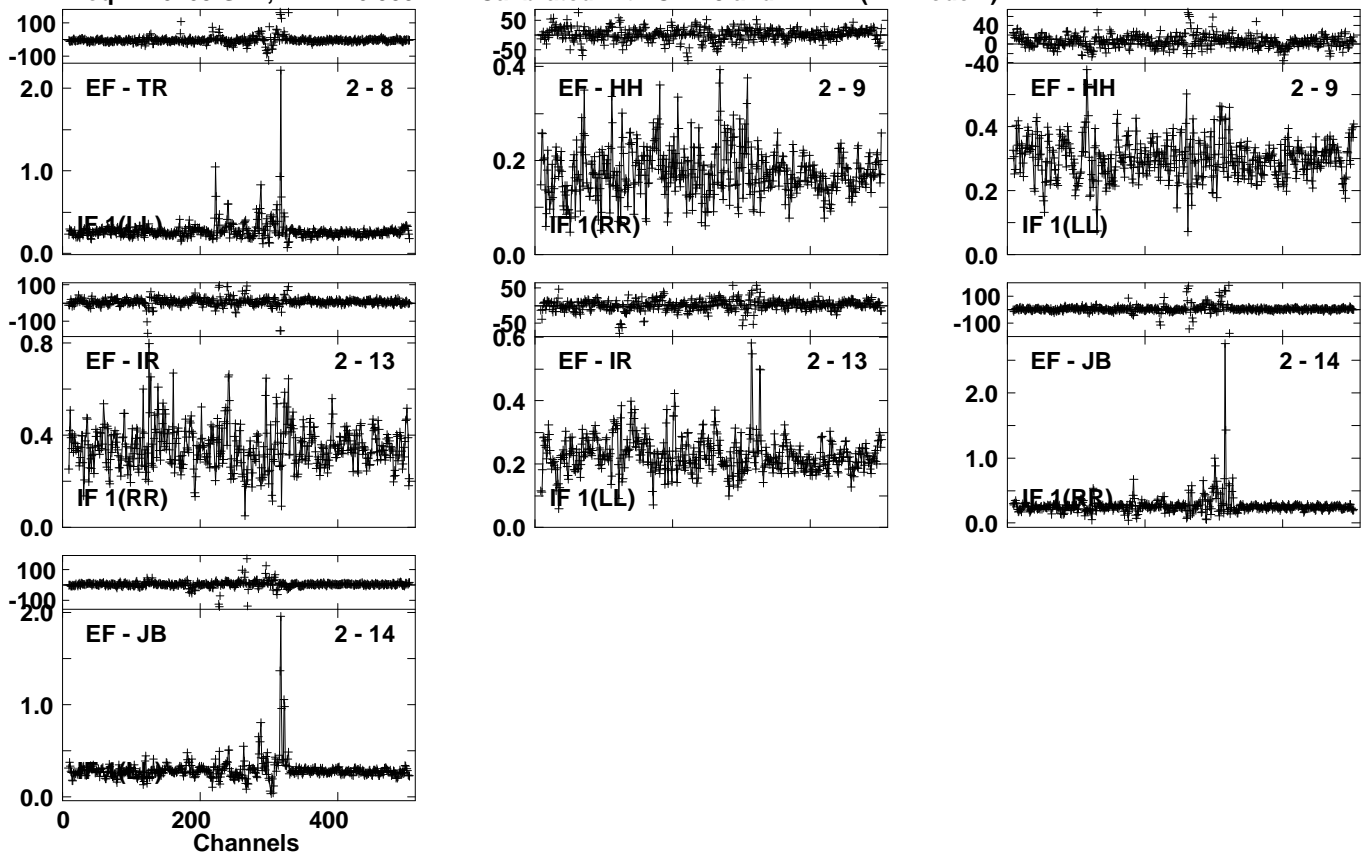


Lower frame: Ampl Jy Top frame: Phas deg
Vector averaged cross-power spectrum Several baselines displayed
Timerange: 00/08:24:51 to 00/08:25:49

Plot file version 418 created 01-FEB-2023 16:31:51

J1748+3404 EW022A 4.UVDATA.1

Freq = 1.6163 GHz, Bw = 16.000 MH Calibrated with CL # 3 and BP # 1 (BP mode 1)



Lower frame: Ampl Jy Top frame: Phas deg

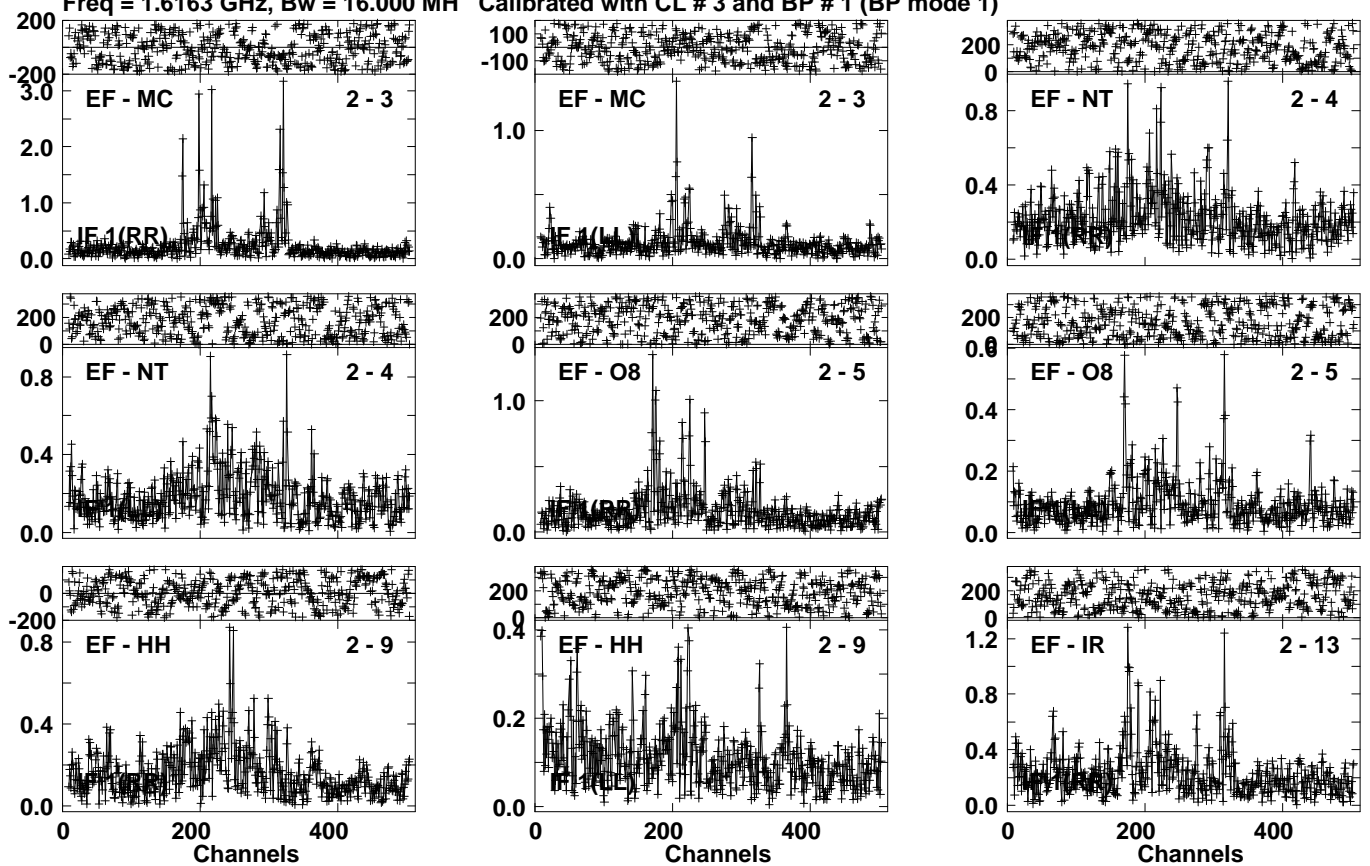
Vector averaged cross-power spectrum Several baselines displayed

Timerange: 00/08:24:51 to 00/08:25:49

Plot file version 419 created 01-FEB-2023 16:31:51

IR17526N EW022A 4.UVDATA.1

Freq = 1.6163 GHz, Bw = 16.000 MH Calibrated with CL # 3 and BP # 1 (BP mode 1)

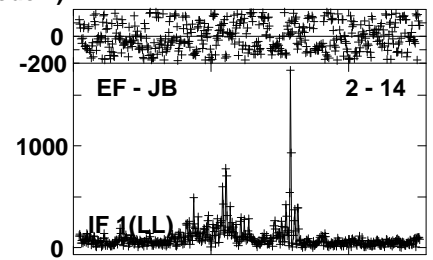
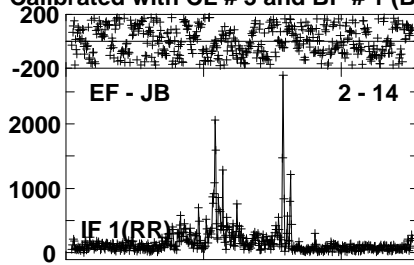
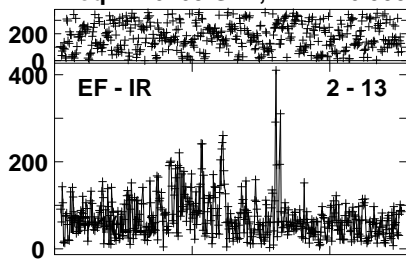


Lower frame: Ampl Jy Top frame: Phas deg
Vector averaged cross-power spectrum Several baselines displayed
Timerange: 00/08:25:51 to 00/08:29:19

Plot file version 420 created 01-FEB-2023 16:31:51

IR17526N EW022A 4.UVDATA.1

Freq = 1.6163 GHz, Bw = 16.000 MH Calibrated with CL # 3 and BP # 1 (BP mode 1)

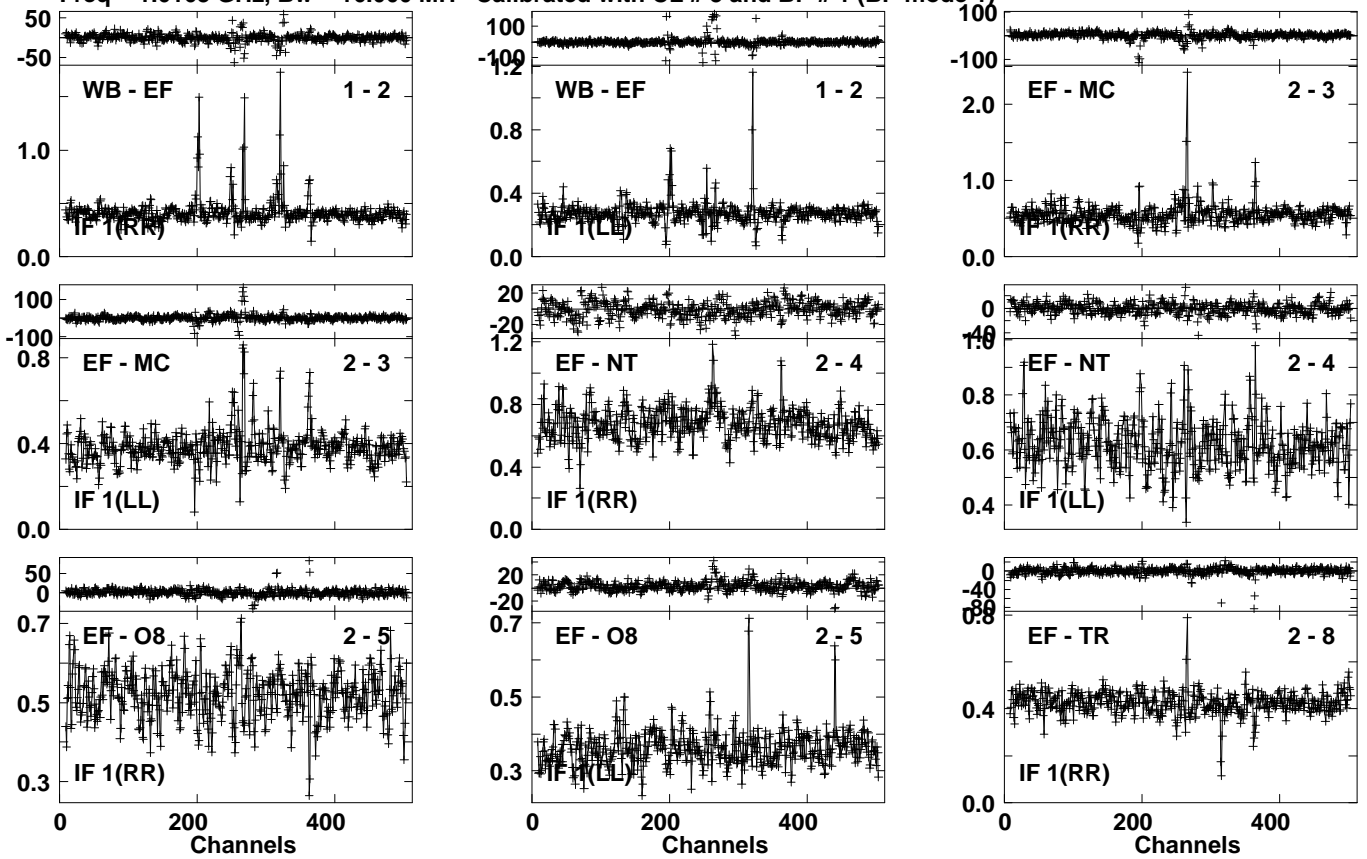


Lower frame: Milli Ampl Jy Top frame: Phas deg
Vector averaged cross-power spectrum Several baselines displayed
Timerange: 00/08:25:51 to 00/08:29:19

Plot file version 421 created 01-FEB-2023 16:31:51

J1748+3404 EW022A 4.UVDATA.1

Freq = 1.6163 GHz, Bw = 16.000 MH Calibrated with CL # 3 and BP # 1 (BP mode 1)

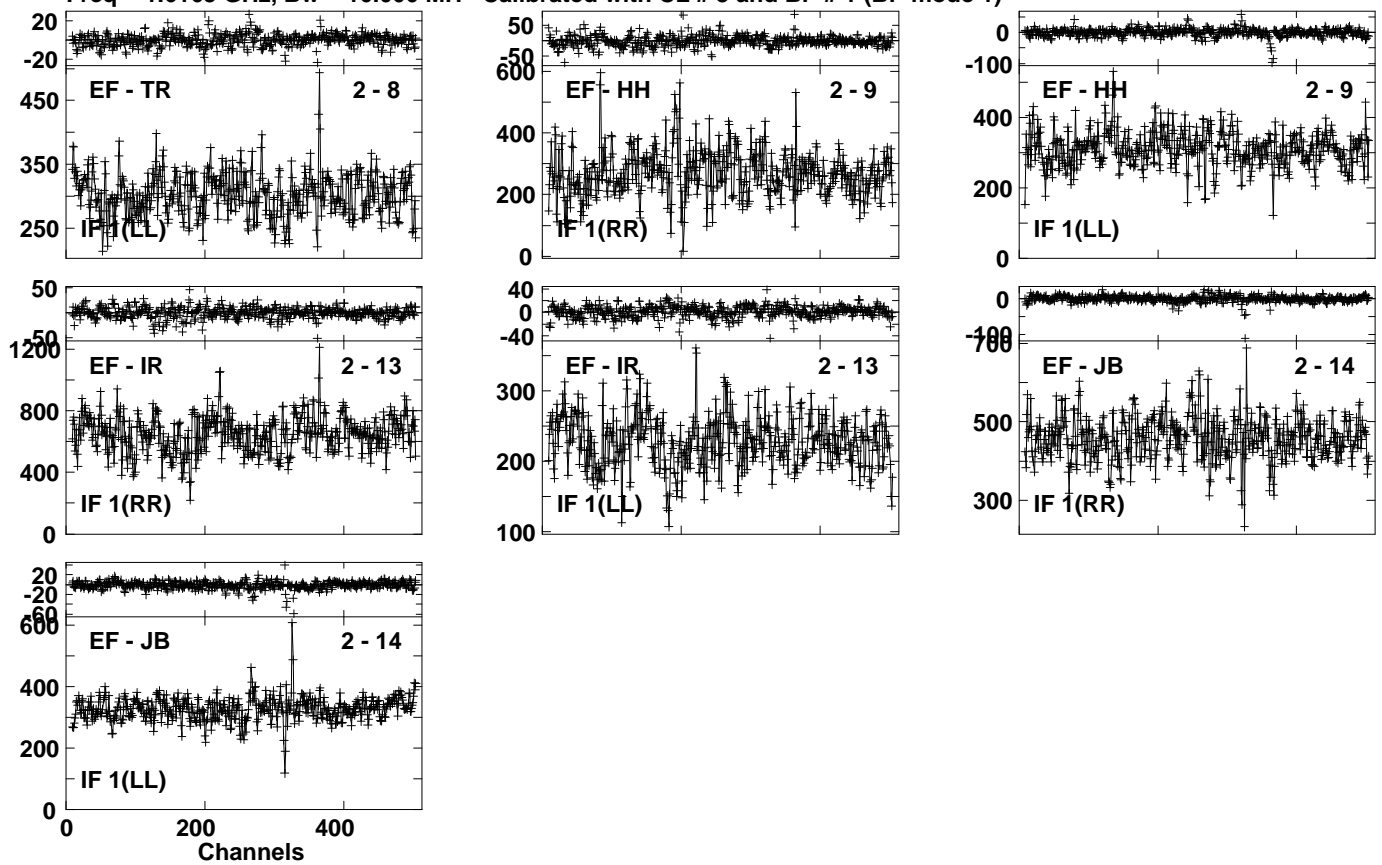


Lower frame: Ampl Jy Top frame: Phas deg
Vector averaged cross-power spectrum Several baselines displayed
Timerange: 00/08:29:21 to 00/08:30:49

Plot file version 422 created 01-FEB-2023 16:31:52

J1748+3404 EW022A 4.UVDATA.1

Freq = 1.6163 GHz, Bw = 16.000 MH Calibrated with CL # 3 and BP # 1 (BP mode 1)



Lower frame: Milli Ampl Jy Top frame: Phas deg
Vector averaged cross-power spectrum Several baselines displayed
Timerange: 00/08:29:21 to 00/08:30:49