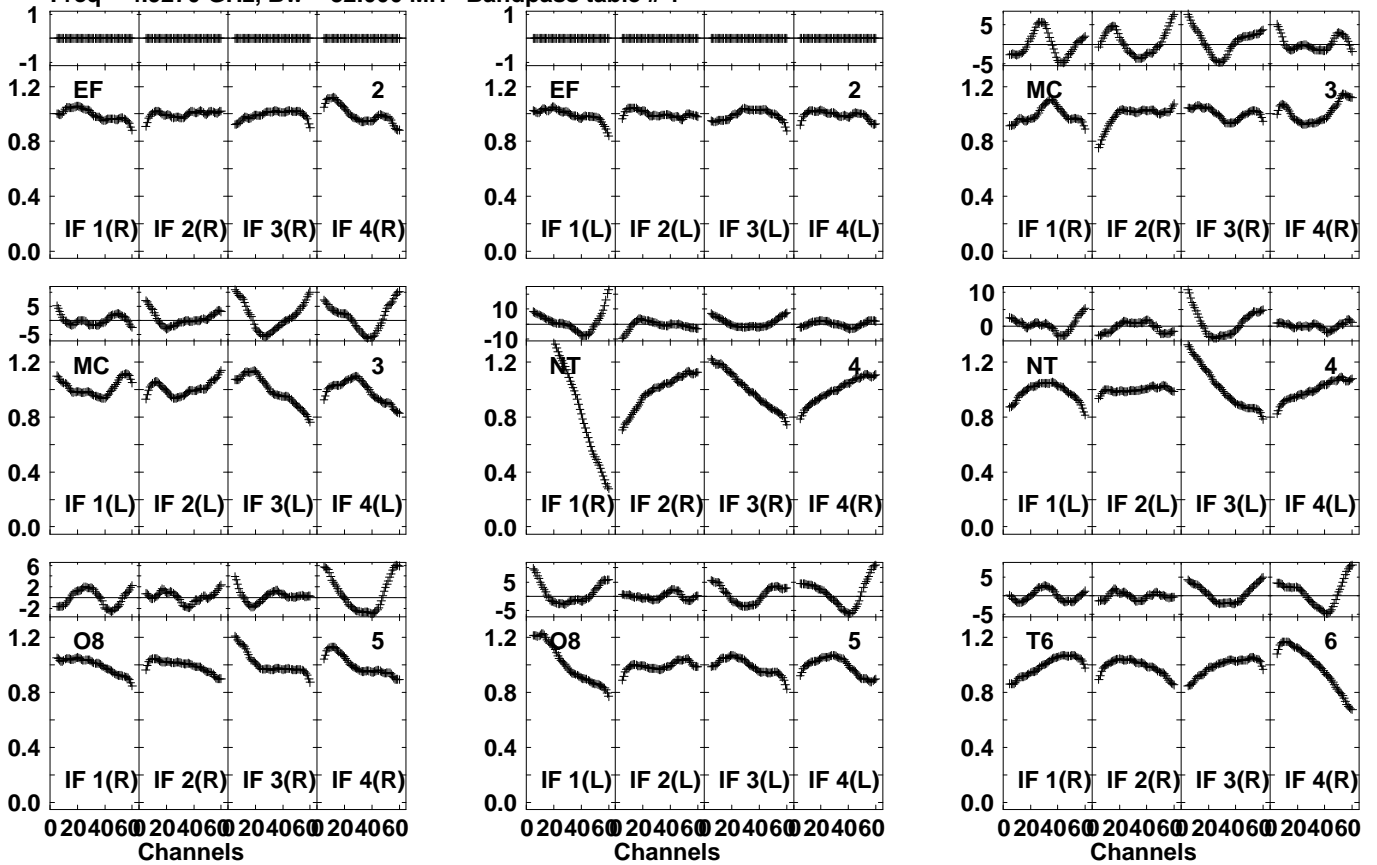
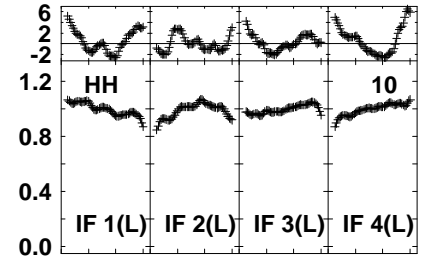
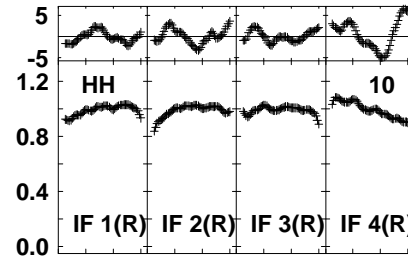
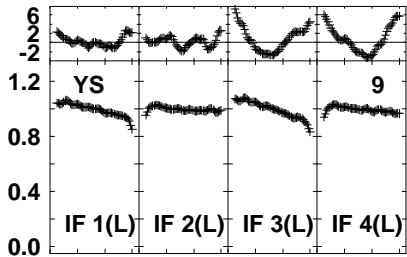
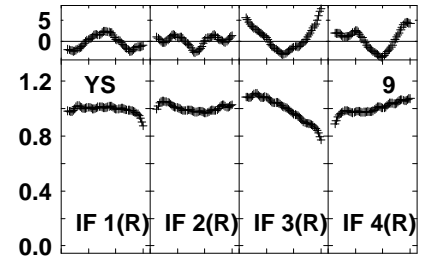
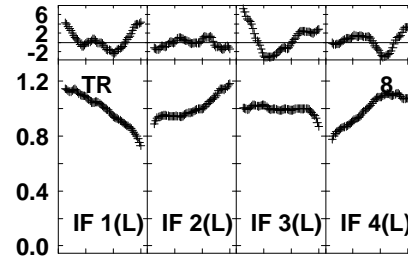
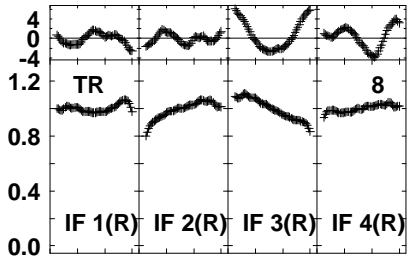
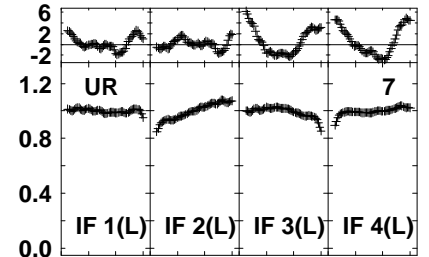
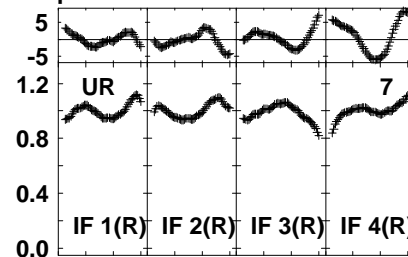
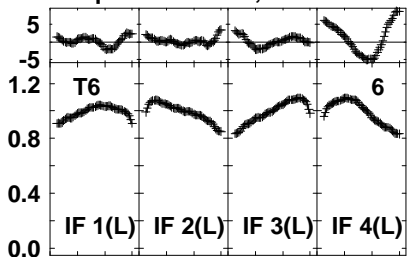


Plot file version 1 created 24-NOV-2022 15:10:15
 EW022B.UVDATA.1
 Freq = 4.9270 GHz, Bw = 32.000 MH Bandpass table # 1



Lower frame: BP ampl Top frame: BP phase
 Bandpass table spectrum Antenna: *
 Timerange: 00/00:00:01 to 999/00:00:00

Plot file version 2 created 24-NOV-2022 15:10:15
 EW022B.UVDATA.1
 Freq = 4.9270 GHz, Bw = 32.000 MH Bandpass table # 1

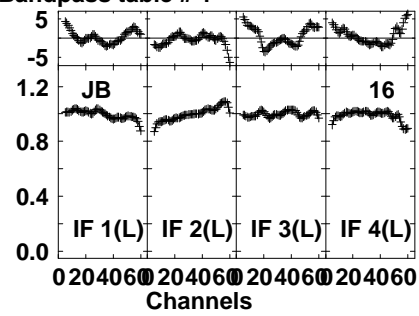
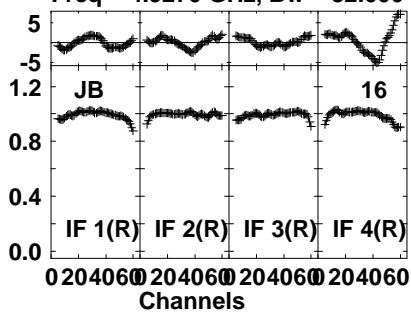


0 204060 204060 204060 204060
 Channels
 Lower frame: BP ampl Top frame: BP phase
 Bandpass table spectrum Antenna: *
 Timerange: 00/00:00:01 to 999/00:00:00

Plot file version 3 created 24-NOV-2022 15:10:15

EW022B.UVDATA.1

Freq = 4.9270 GHz, Bw = 32.000 MH Bandpass table # 1



Lower frame: BP ampl Top frame: BP phase
Bandpass table spectrum Antenna: *
Timerange: 00/00:00:01 to 999/00:00:00