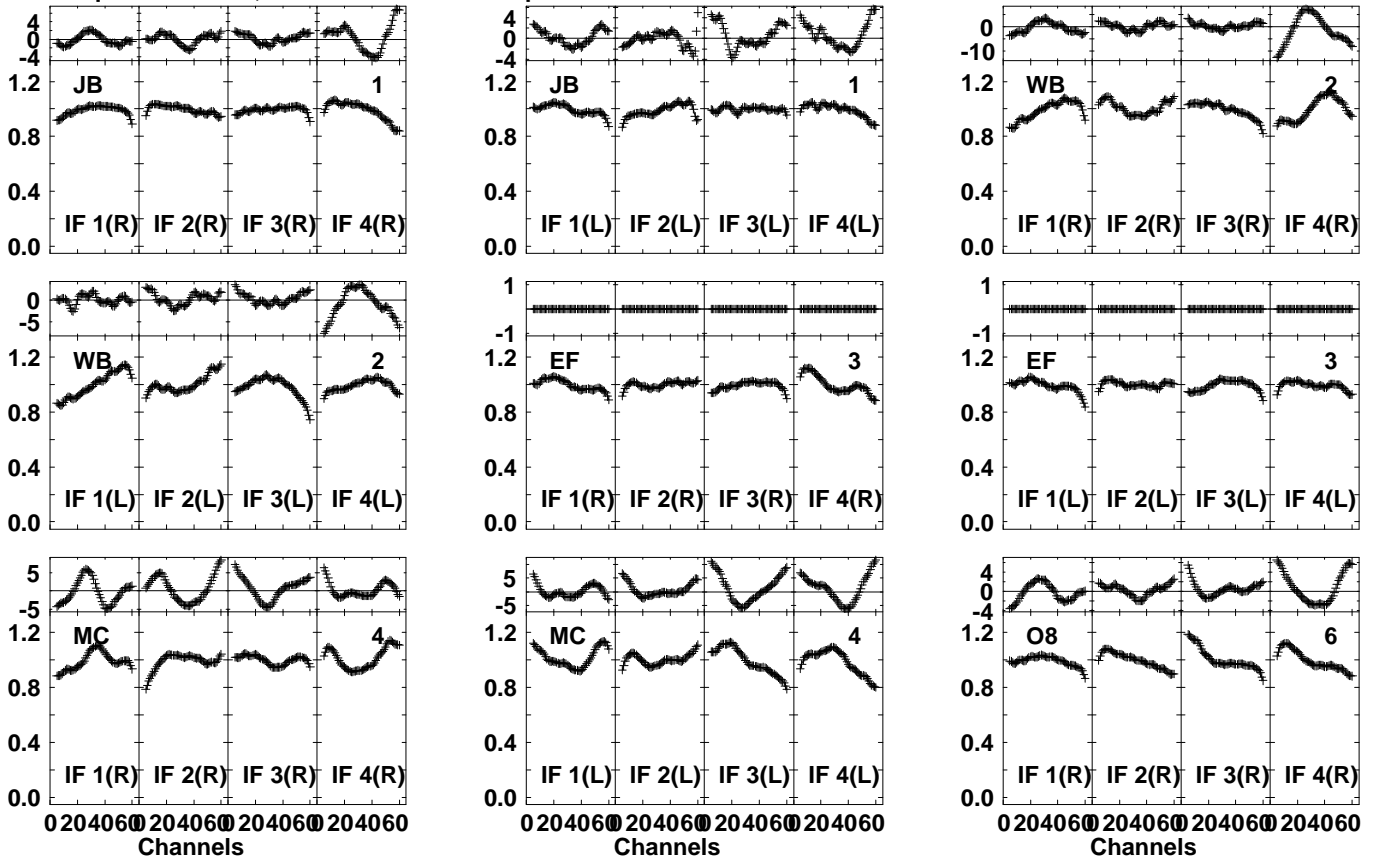
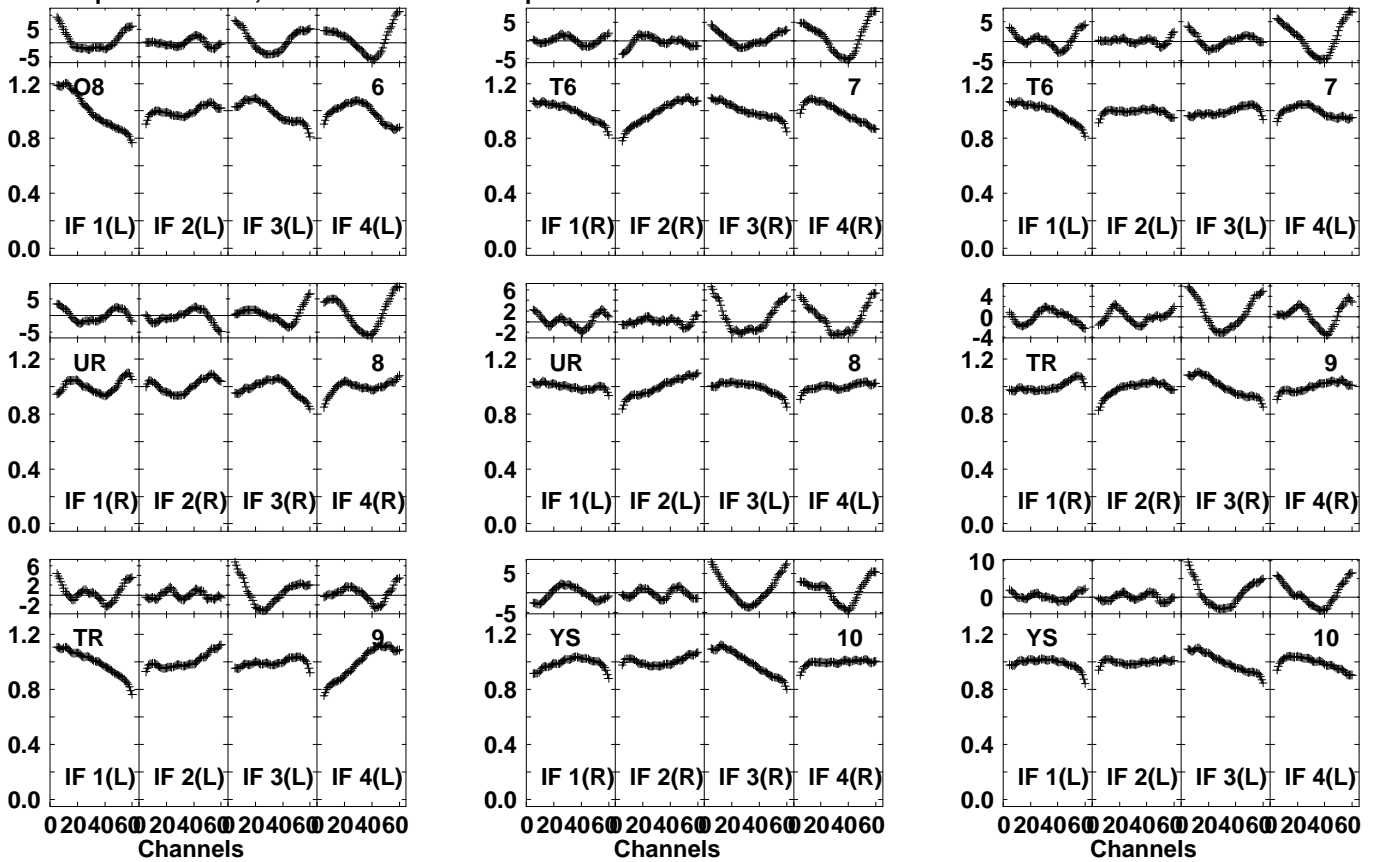


Plot file version 1 created 13-FEB-2023 17:14:03
 EW029C 1.UVDATA.1
 Freq = 4.9270 GHz, Bw = 32.000 MH Bandpass table # 1



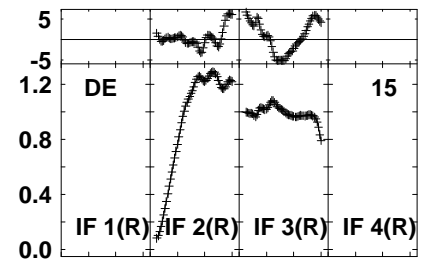
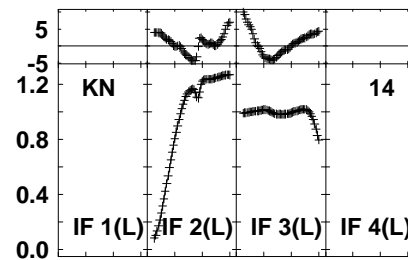
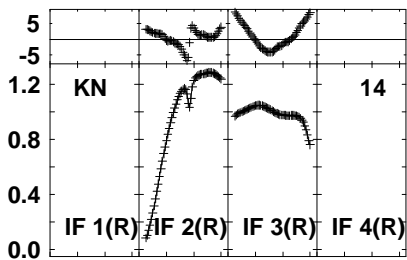
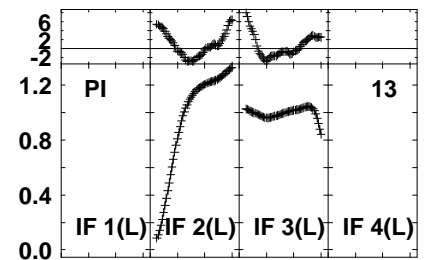
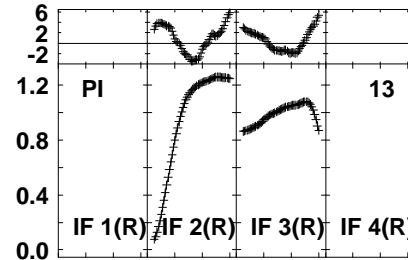
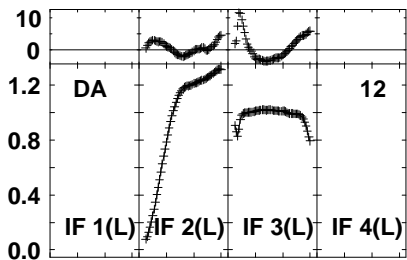
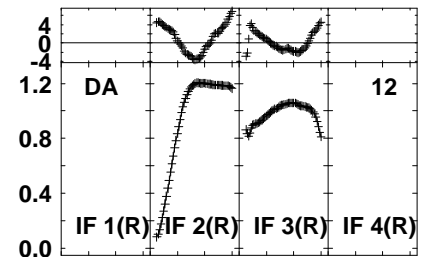
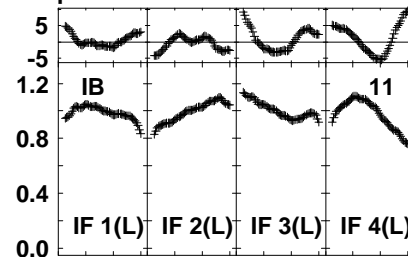
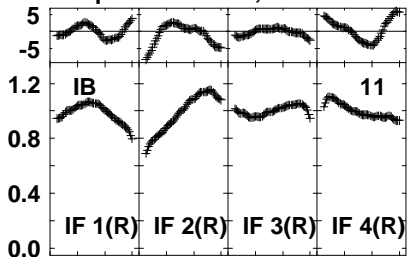
Lower frame: BP ampl Top frame: BP phase
 Bandpass table spectrum Antenna: *
 Timerange: 00/00:00:01 to 999/00:00:00

Plot file version 2 created 13-FEB-2023 17:14:03
 EW029C 1.UVDATA.1
 Freq = 4.9270 GHz, Bw = 32.000 MH Bandpass table # 1



Lower frame: BP ampl Top frame: BP phase
 Bandpass table spectrum Antenna: *
 Timerange: 00/00:00:01 to 999/00:00:00

Plot file version 3 created 13-FEB-2023 17:14:03
 EW029C 1.UVDATA.1
 Freq = 4.9270 GHz, Bw = 32.000 MH Bandpass table # 1



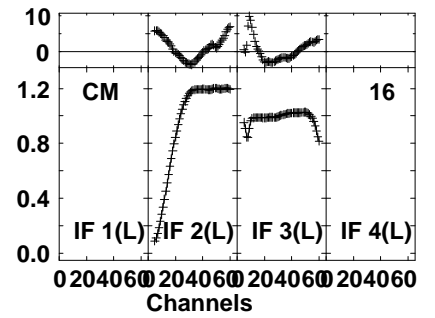
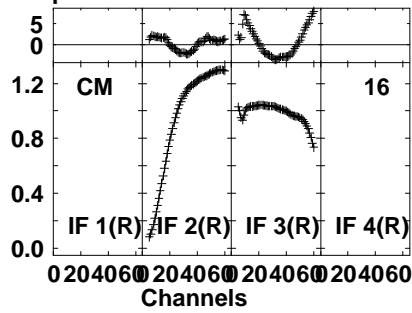
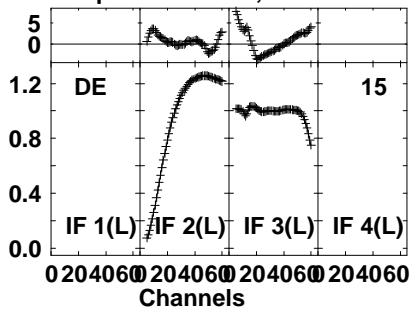
0 204060 204060 204060 204060
 Channels

0 204060 204060 204060 204060
 Channels

0 204060 204060 204060 204060
 Channels

Lower frame: BP ampl Top frame: BP phase
 Bandpass table spectrum Antenna: *
 Timerange: 00/00:00:01 to 999/00:00:00

Plot file version 4 created 13-FEB-2023 17:14:03
 EW029C 1.UVDATA.1
 Freq = 4.9270 GHz, Bw = 32.000 MH Bandpass table # 1



Lower frame: BP ampl Top frame: BP phase
 Bandpass table spectrum Antenna: *
 Timerange: 00/00:00:01 to 999/00:00:00