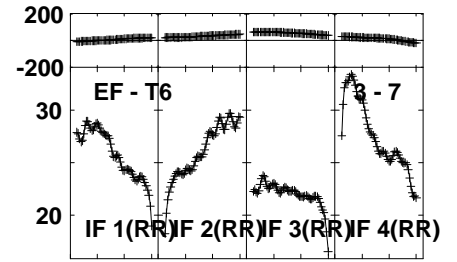
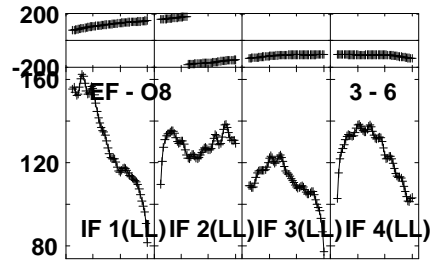
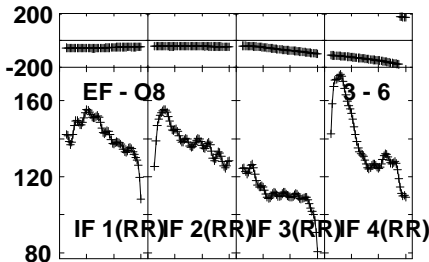
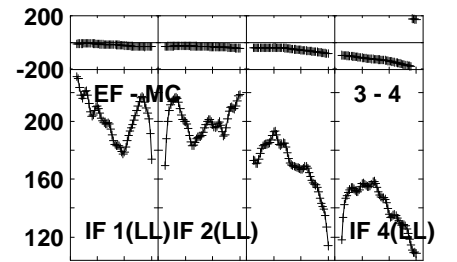
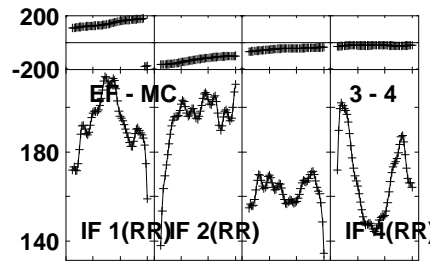
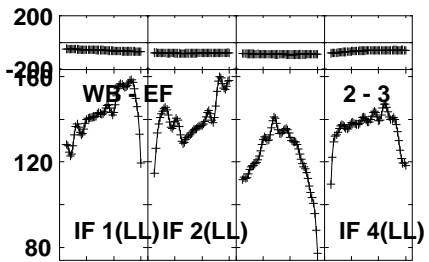
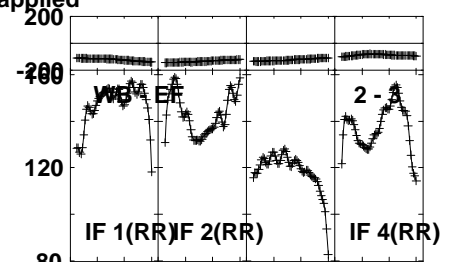
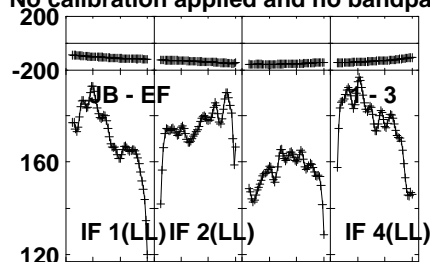
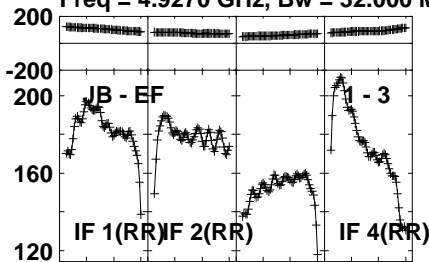


Plot file version 1 created 13-FEB-2023 17:05:58

3C84 EW029D 1.UVDATA.1

Freq = 4.9270 GHz, Bw = 32.000 MH

No calibration applied and no bandpass applied



0204060 204060 204060 204060 Channels

0204060 204060 204060 204060 Channels

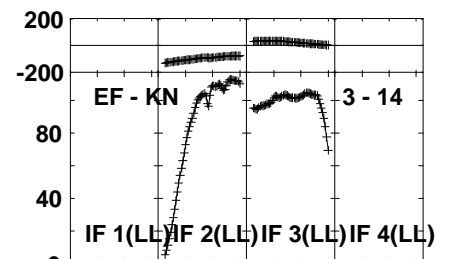
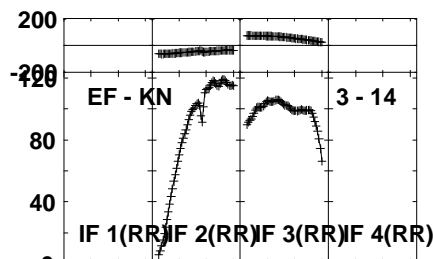
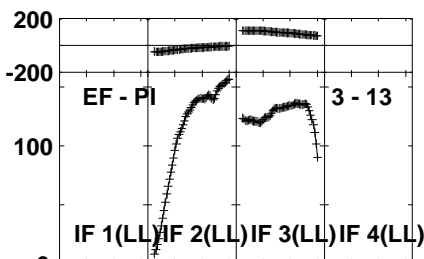
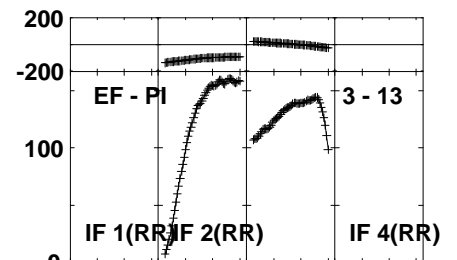
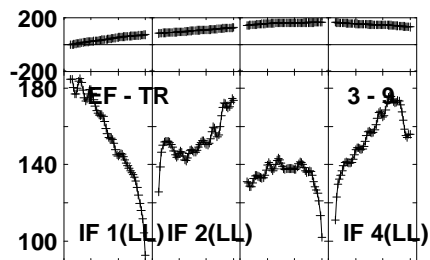
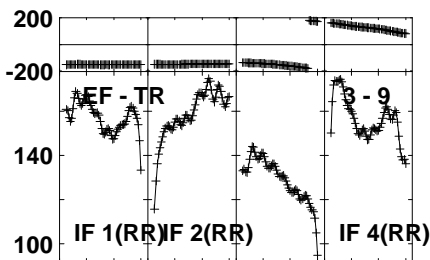
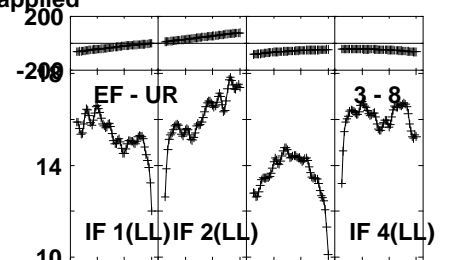
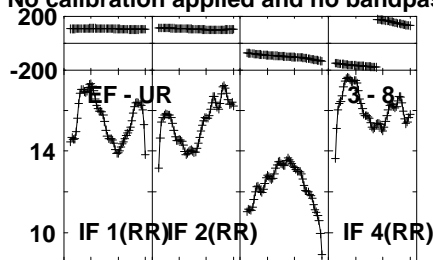
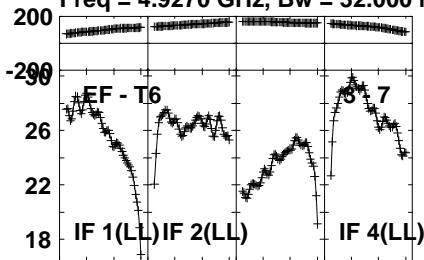
0204060 204060 204060 204060 Channels

Lower frame: Milli Ampl Jy Top frame: Phas deg
 Vector averaged cross-power spectrum Several baselines displayed
 Timerange: 00/06:00:00 to 00/06:06:00

Plot file version 2 created 13-FEB-2023 17:05:58

3C84 EW029D 1.UVDATA.1

Freq = 4.9270 GHz, Bw = 32.000 MH No calibration applied and no bandpass applied



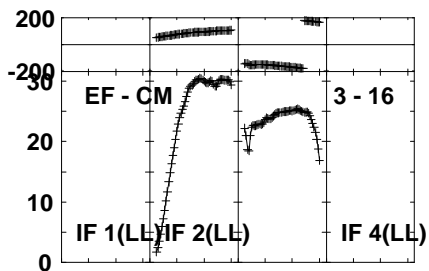
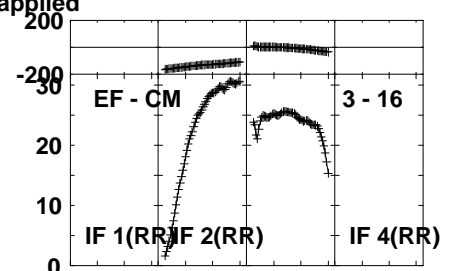
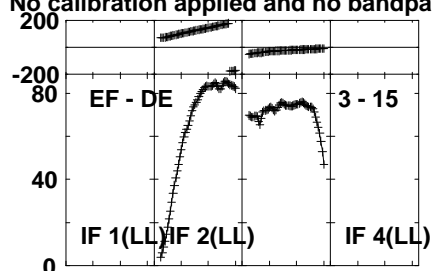
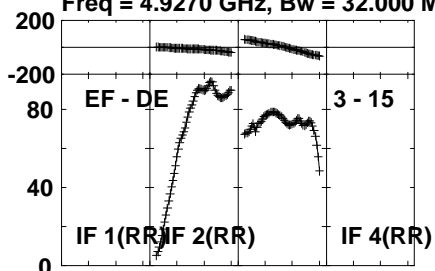
Lower frame: Milli Ampl Jy Top frame: Phas deg
Vector averaged cross-power spectrum Several baselines displayed
Timerange: 00/06:00:00 to 00/06:06:00

Plot file version 3 created 13-FEB-2023 17:05:58

3C84 EW029D 1.UVDATA.1

Freq = 4.9270 GHz, Bw = 32.000 MH

No calibration applied and no bandpass applied



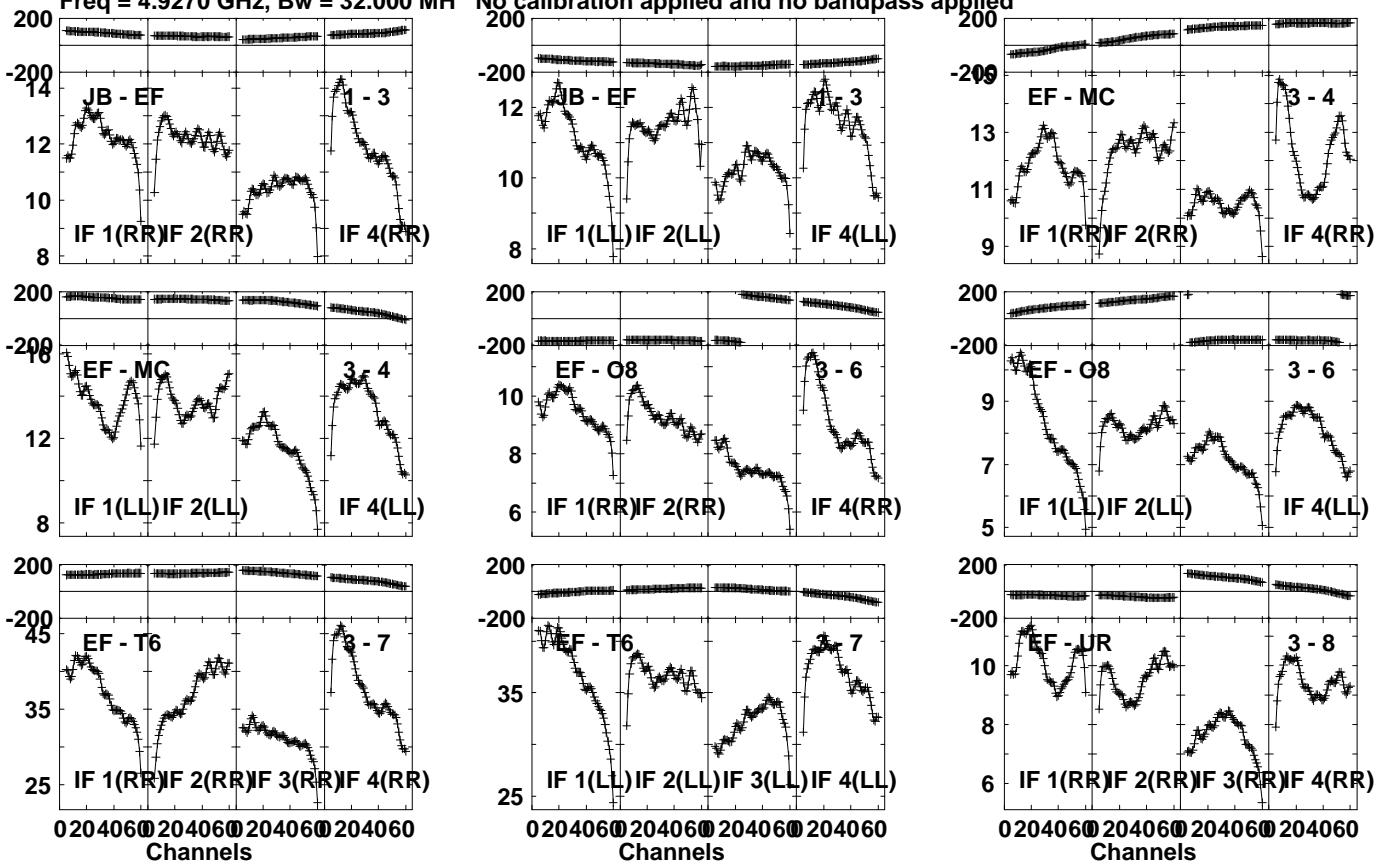
Lower frame: Milli Ampl Jy Top frame: Phas deg
Vector averaged cross-power spectrum Several baselines displayed
Timerange: 00/06:00:00 to 00/06:06:00

Plot file version 4 created 13-FEB-2023 17:05:58

J0958+65 EW029D 1.UVDATA.1

Freq = 4.9270 GHz, Bw = 32.000 MH

No calibration applied and no bandpass applied

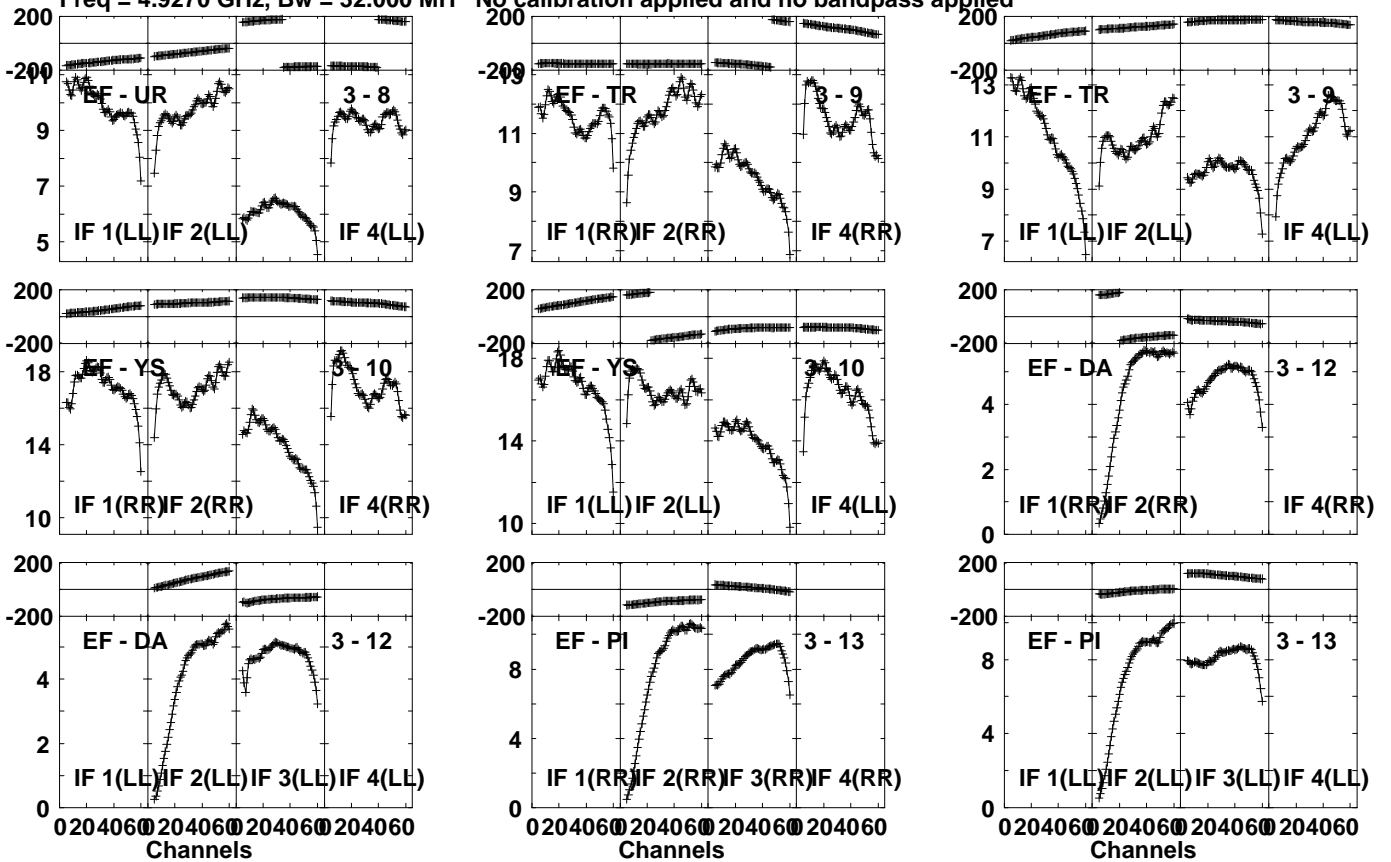


Lower frame: Milli Ampl Jy Top frame: Phas deg
Vector averaged cross-power spectrum Several baselines displayed
Timerange: 00/06:12:00 to 00/06:17:59

Plot file version 5 created 13-FEB-2023 17:05:59

J0958+65 EW029D 1.UVDATA.1

Freq = 4.9270 GHz, Bw = 32.000 MH No calibration applied and no bandpass applied



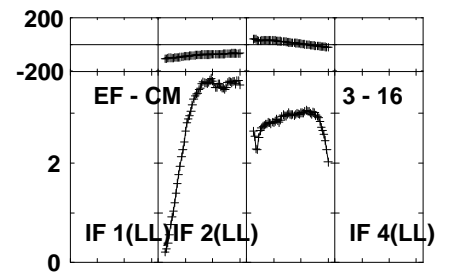
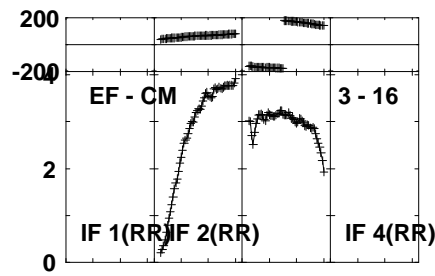
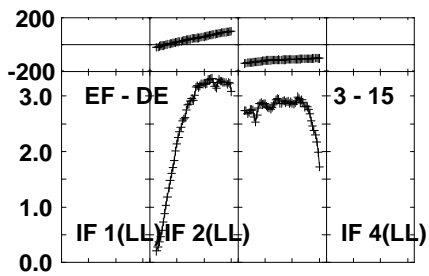
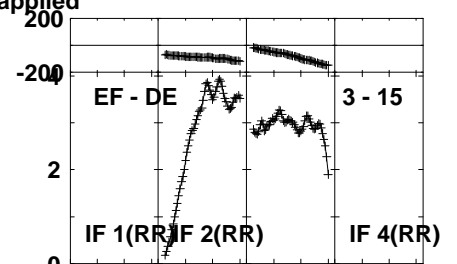
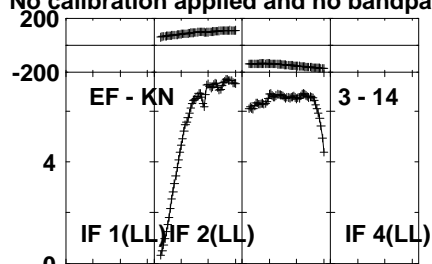
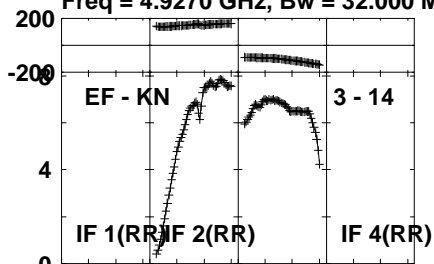
Lower frame: Milli Ampl Jy Top frame: Phas deg
Vector averaged cross-power spectrum Several baselines displayed
Timerange: 00/06:12:00 to 00/06:17:59

Plot file version 6 created 13-FEB-2023 17:05:59

J0958+65 EW029D 1.UVDATA.1

Freq = 4.9270 GHz, Bw = 32.000 MH

No calibration applied and no bandpass applied



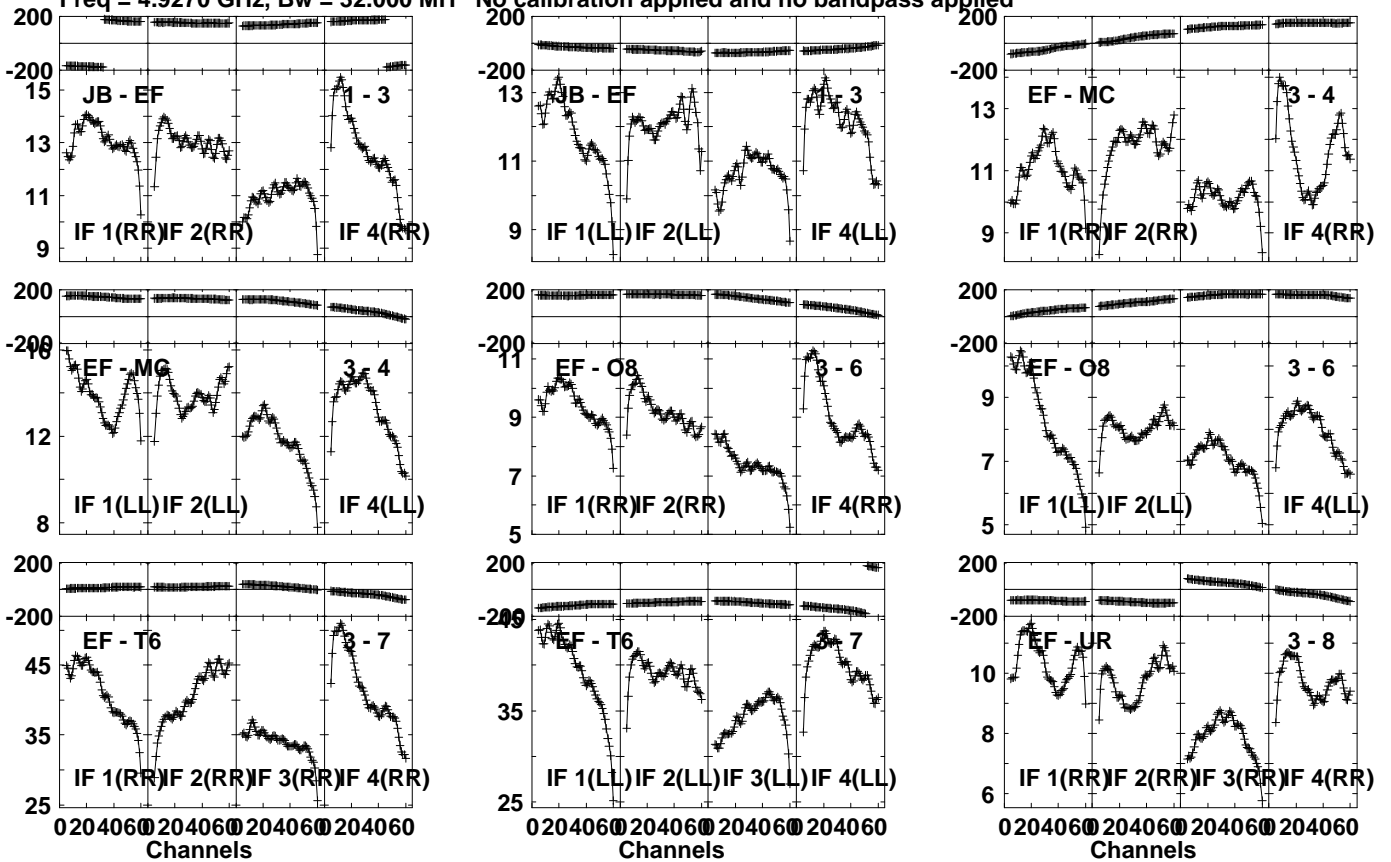
Lower frame: Milli Ampl Jy Top frame: Phas deg
Vector averaged cross-power spectrum Several baselines displayed
Timerange: 00/06:12:00 to 00/06:17:59

Plot file version 7 created 13-FEB-2023 17:05:59

J0958+65 EW029D 1.UVDATA.1

Freq = 4.9270 GHz, Bw = 32.000 MH

No calibration applied and no bandpass applied



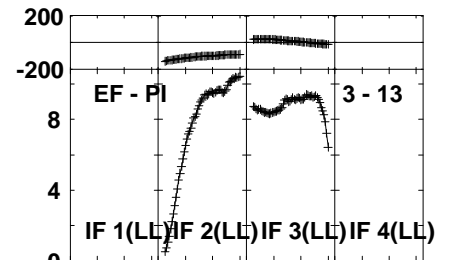
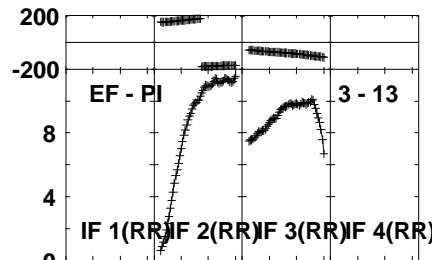
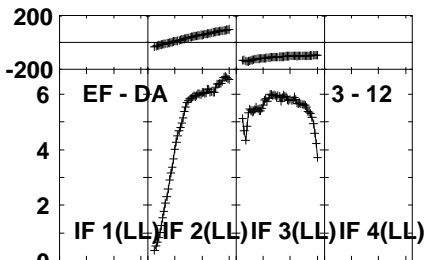
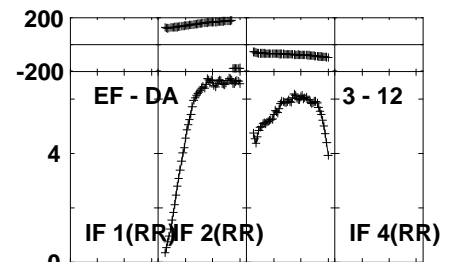
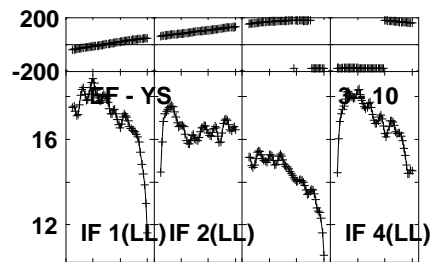
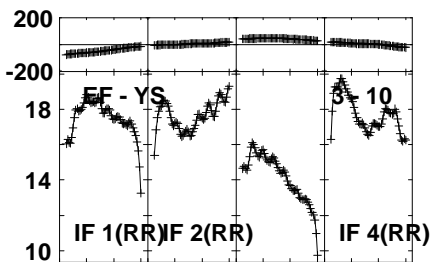
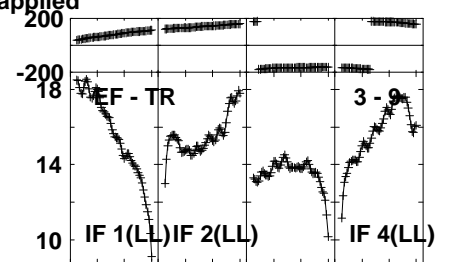
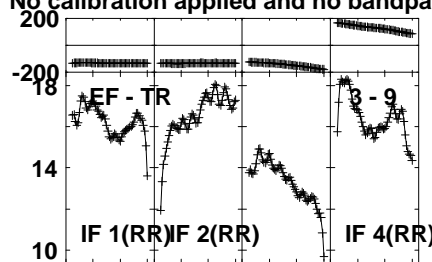
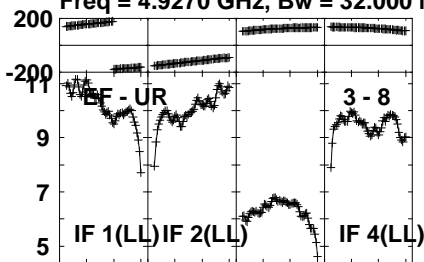
Lower frame: Milli Ampl Jy Top frame: Phas deg
Vector averaged cross-power spectrum Several baselines displayed
Timerange: 00/06:18:40 to 00/06:20:29

Plot file version 8 created 13-FEB-2023 17:05:59

J0958+65 EW029D 1.UVDATA.1

Freq = 4.9270 GHz, Bw = 32.000 MH

No calibration applied and no bandpass applied



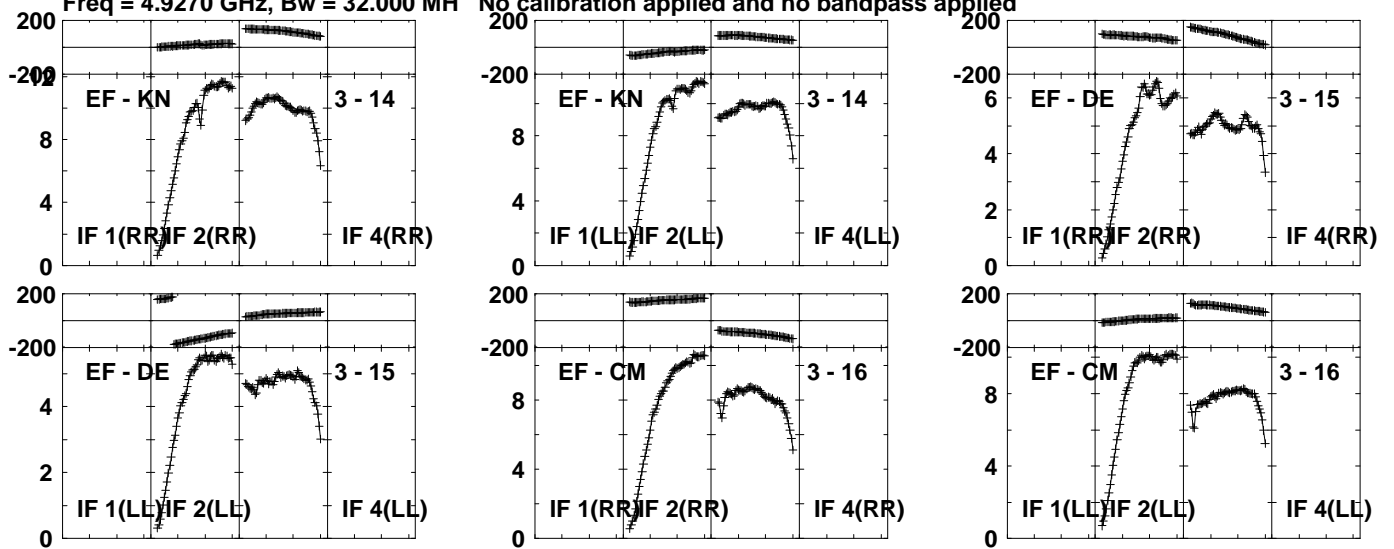
Lower frame: Milli Ampl Jy Top frame: Phas deg
Vector averaged cross-power spectrum Several baselines displayed
Timerange: 00/06:18:40 to 00/06:20:29

Plot file version 9 created 13-FEB-2023 17:05:59

J0958+65 EW029D 1.UVDATA.1

Freq = 4.9270 GHz, Bw = 32.000 MH

No calibration applied and no bandpass applied



Lower frame: Milli Ampl Jy Top frame: Phas deg

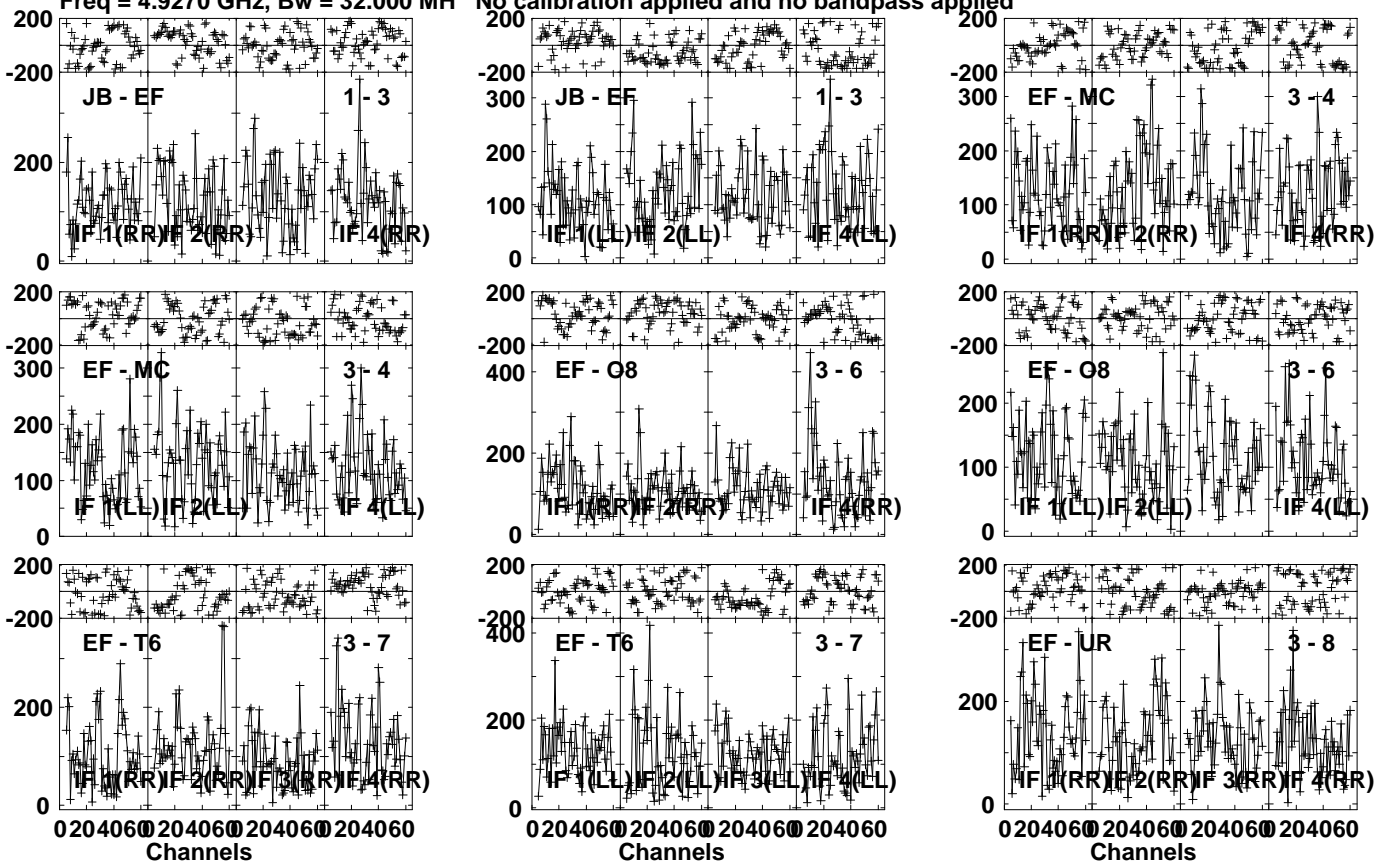
Vector averaged cross-power spectrum Several baselines displayed

Timerange: 00/06:18:40 to 00/06:20:29

Plot file version 10 created 13-FEB-2023 17:05:59

EW02900 EW029D 1.UVDATA.1

Freq = 4.9270 GHz, Bw = 32.000 MH No calibration applied and no bandpass applied

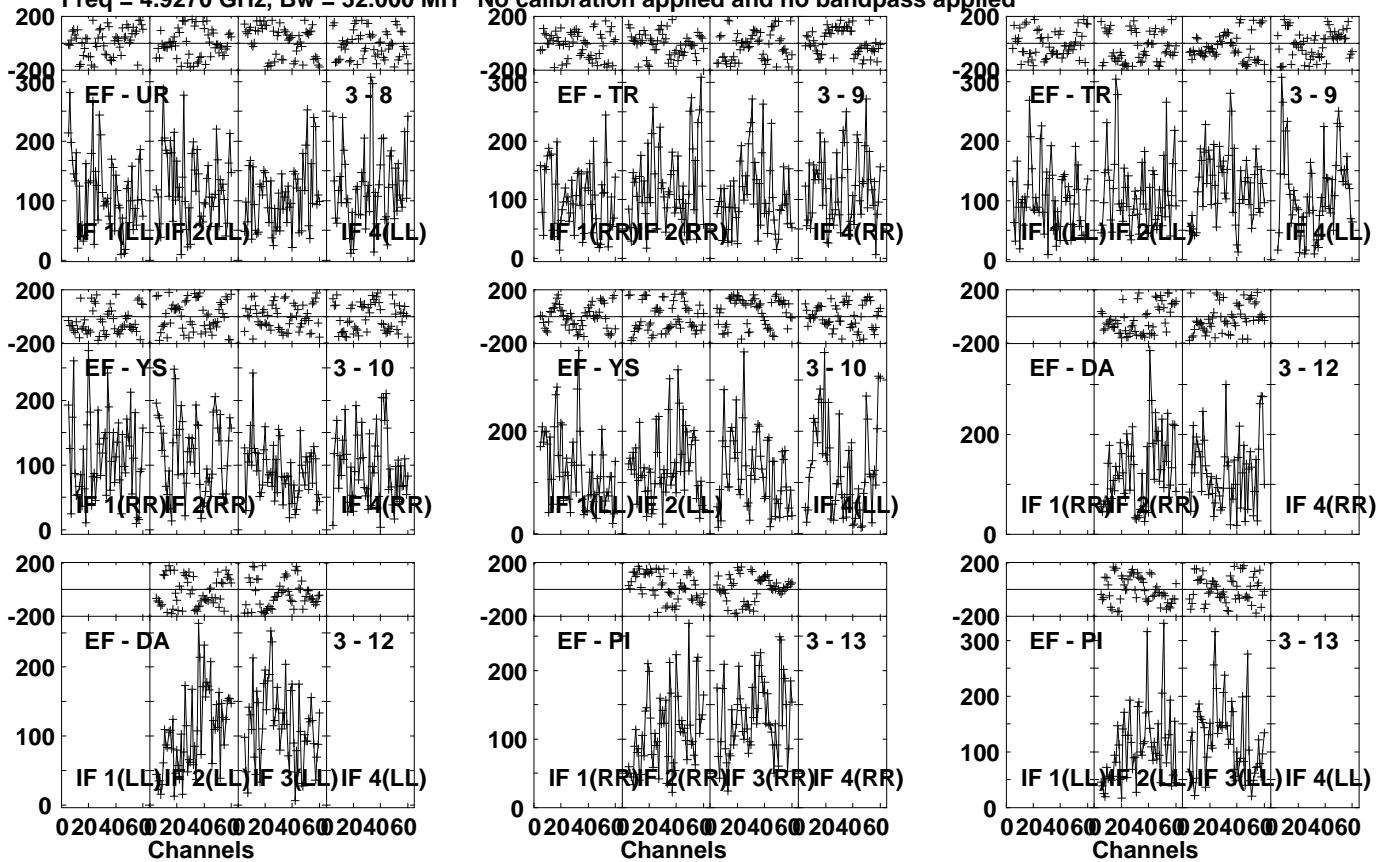


Lower frame: Micro Ampl Jy Top frame: Phas deg
Vector averaged cross-power spectrum Several baselines displayed
Timerange: 00/06:20:31 to 00/06:24:59

Plot file version 11 created 13-FEB-2023 17:06:00

EW02900 EW029D 1.UVDATA.1

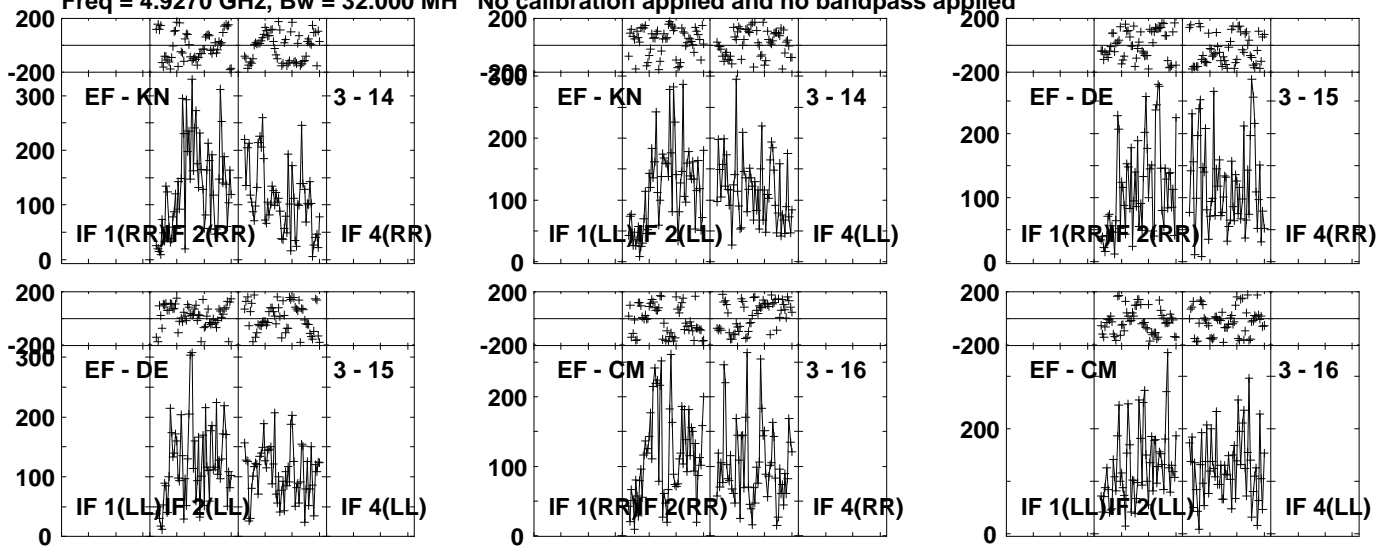
Freq = 4.9270 GHz, Bw = 32.000 MH No calibration applied and no bandpass applied



Plot file version 12 created 13-FEB-2023 17:06:00

EW02900 EW029D 1.UVDATA.1

Freq = 4.9270 GHz, Bw = 32.000 MH No calibration applied and no bandpass applied



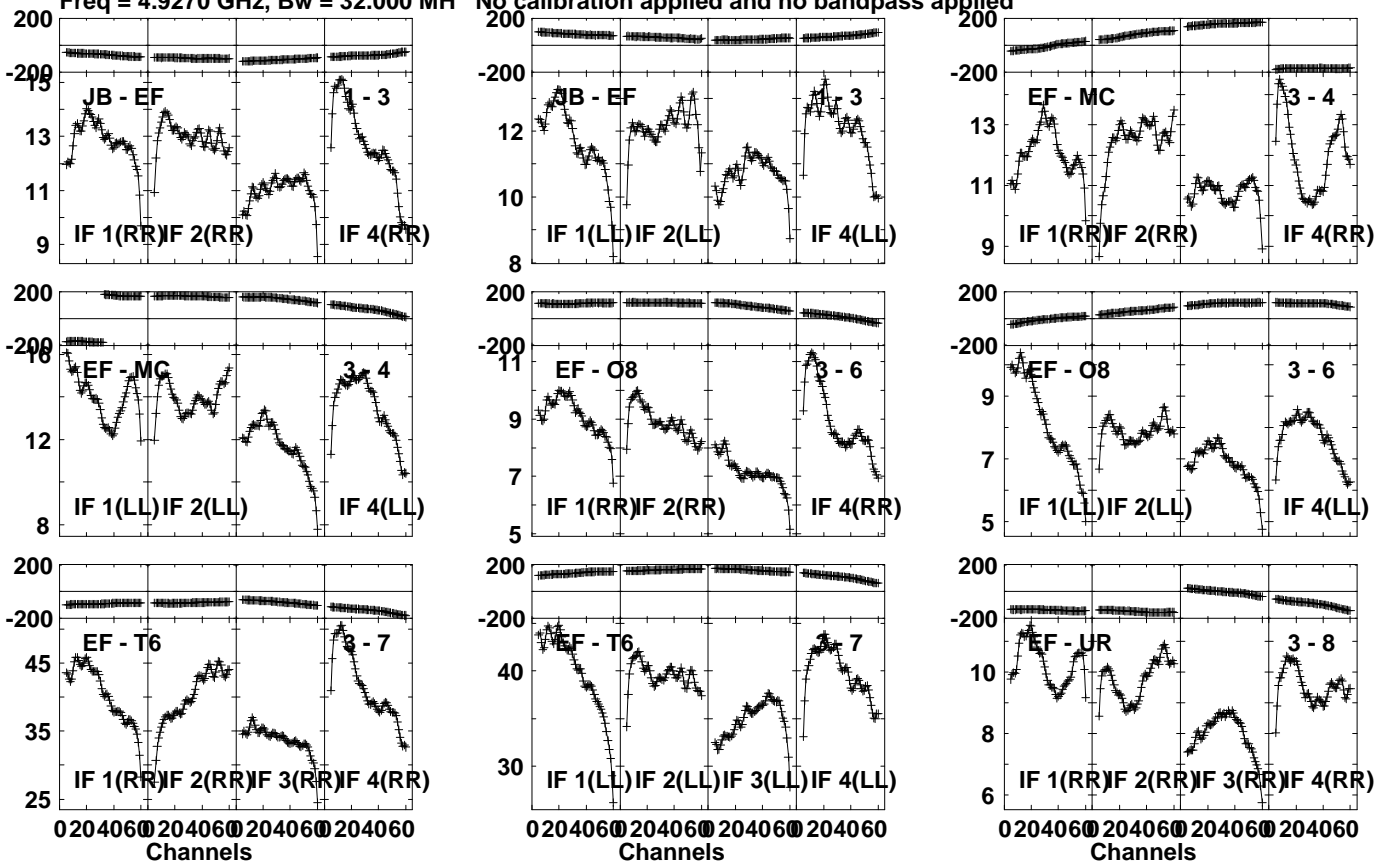
Lower frame: Micro Ampl Jy Top frame: Phas deg
Vector averaged cross-power spectrum Several baselines displayed
Timerange: 00/06:20:31 to 00/06:24:59

Plot file version 13 created 13-FEB-2023 17:06:00

J0958+65 EW029D 1.UVDATA.1

Freq = 4.9270 GHz, Bw = 32.000 MH

No calibration applied and no bandpass applied



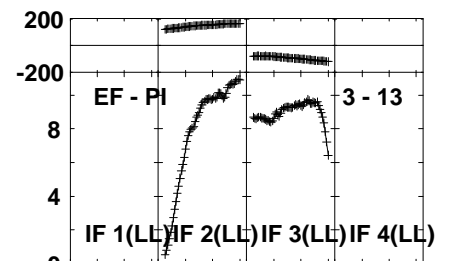
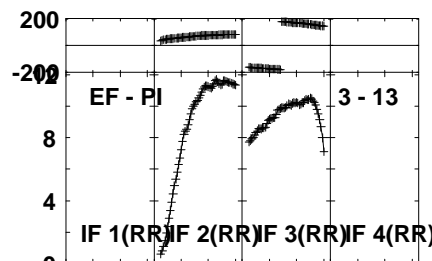
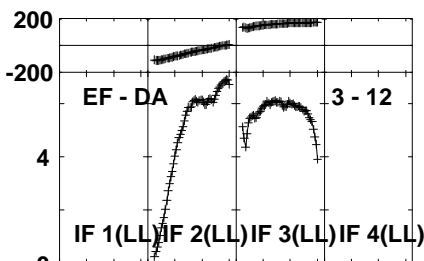
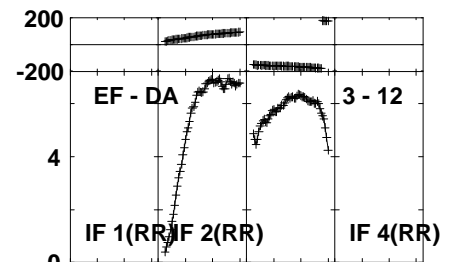
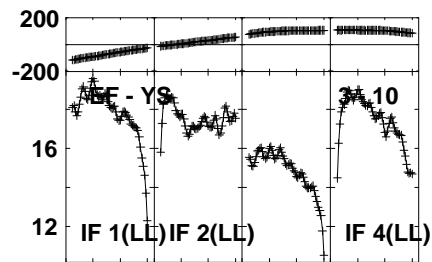
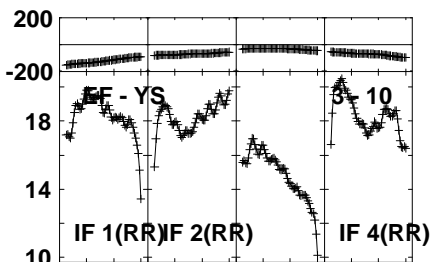
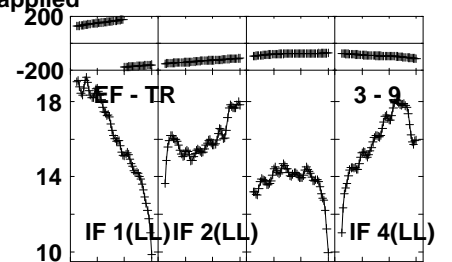
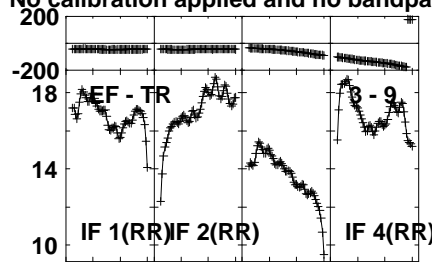
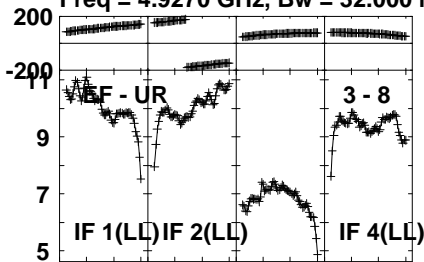
Lower frame: Milli Ampl Jy Top frame: Phas deg
Vector averaged cross-power spectrum Several baselines displayed
Timerange: 00/06:25:02 to 00/06:27:29

Plot file version 14 created 13-FEB-2023 17:06:00

J0958+65 EW029D 1.UVDATA.1

Freq = 4.9270 GHz, Bw = 32.000 MH

No calibration applied and no bandpass applied



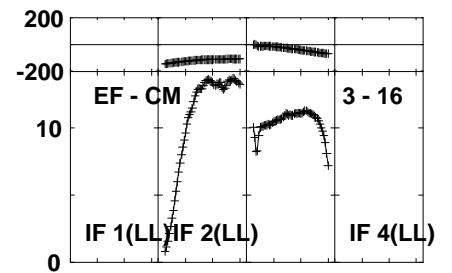
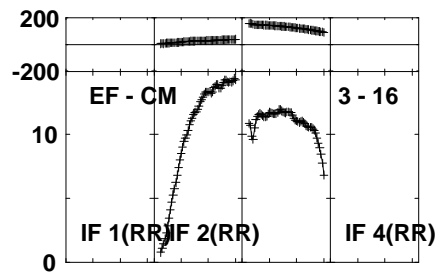
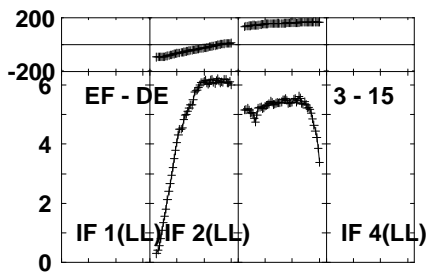
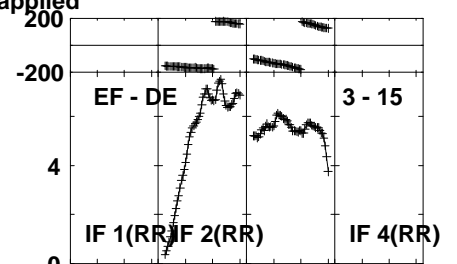
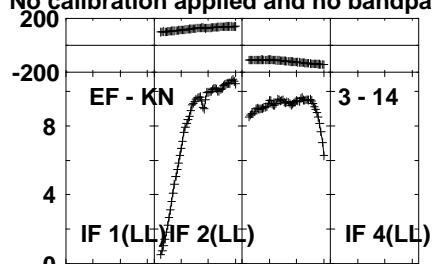
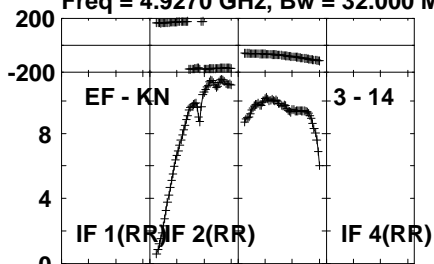
Lower frame: Milli Ampl Jy Top frame: Phas deg
Vector averaged cross-power spectrum Several baselines displayed
Timerange: 00/06:25:02 to 00/06:27:29

Plot file version 15 created 13-FEB-2023 17:06:00

J0958+65 EW029D 1.UVDATA.1

Freq = 4.9270 GHz, Bw = 32.000 MH

No calibration applied and no bandpass applied

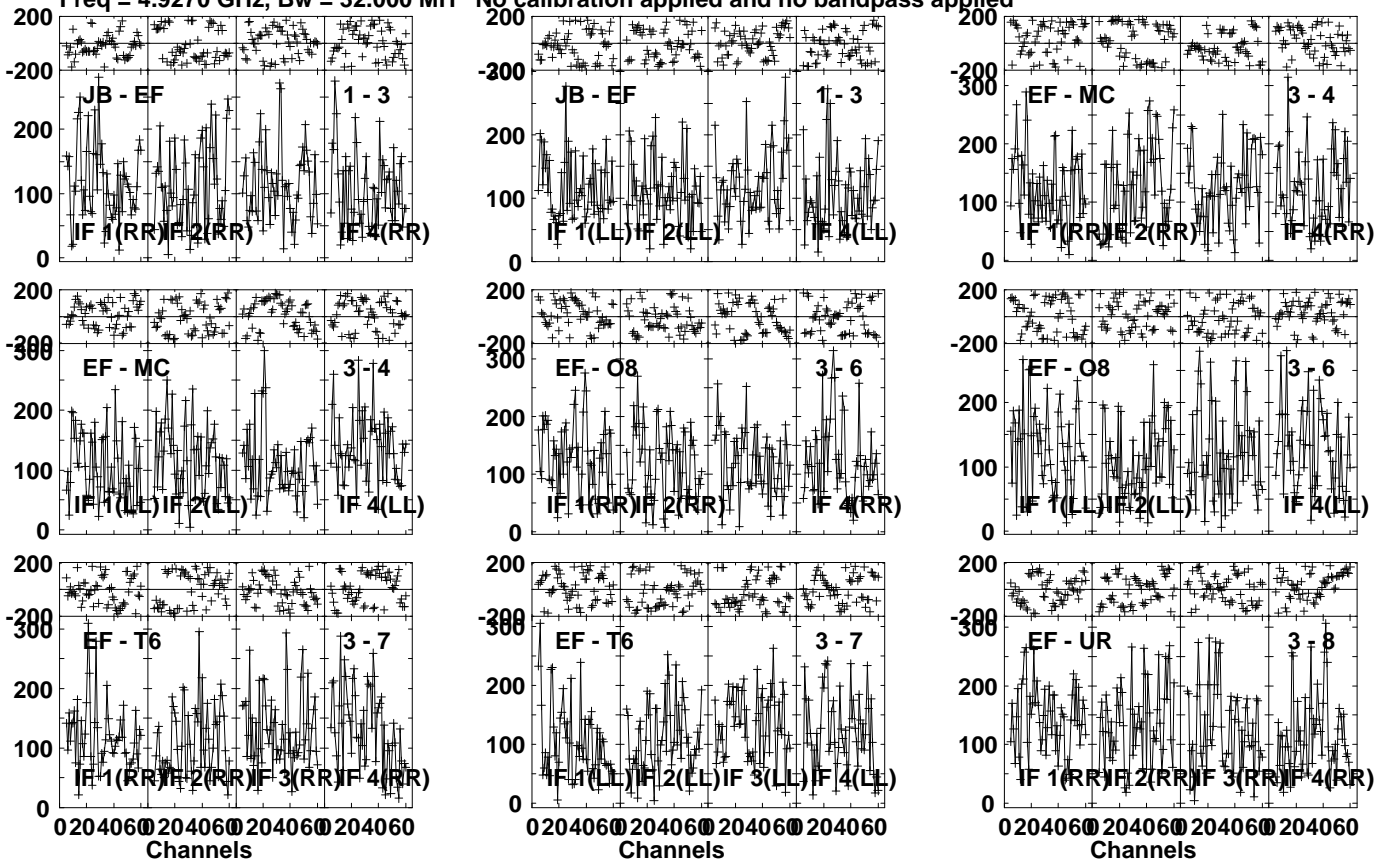


Lower frame: Milli Ampl Jy Top frame: Phas deg
Vector averaged cross-power spectrum Several baselines displayed
Timerange: 00/06:25:02 to 00/06:27:29

Plot file version 16 created 13-FEB-2023 17:06:00

EW02900 EW029D 1.UVDATA.1

Freq = 4.9270 GHz, Bw = 32.000 MH No calibration applied and no bandpass applied

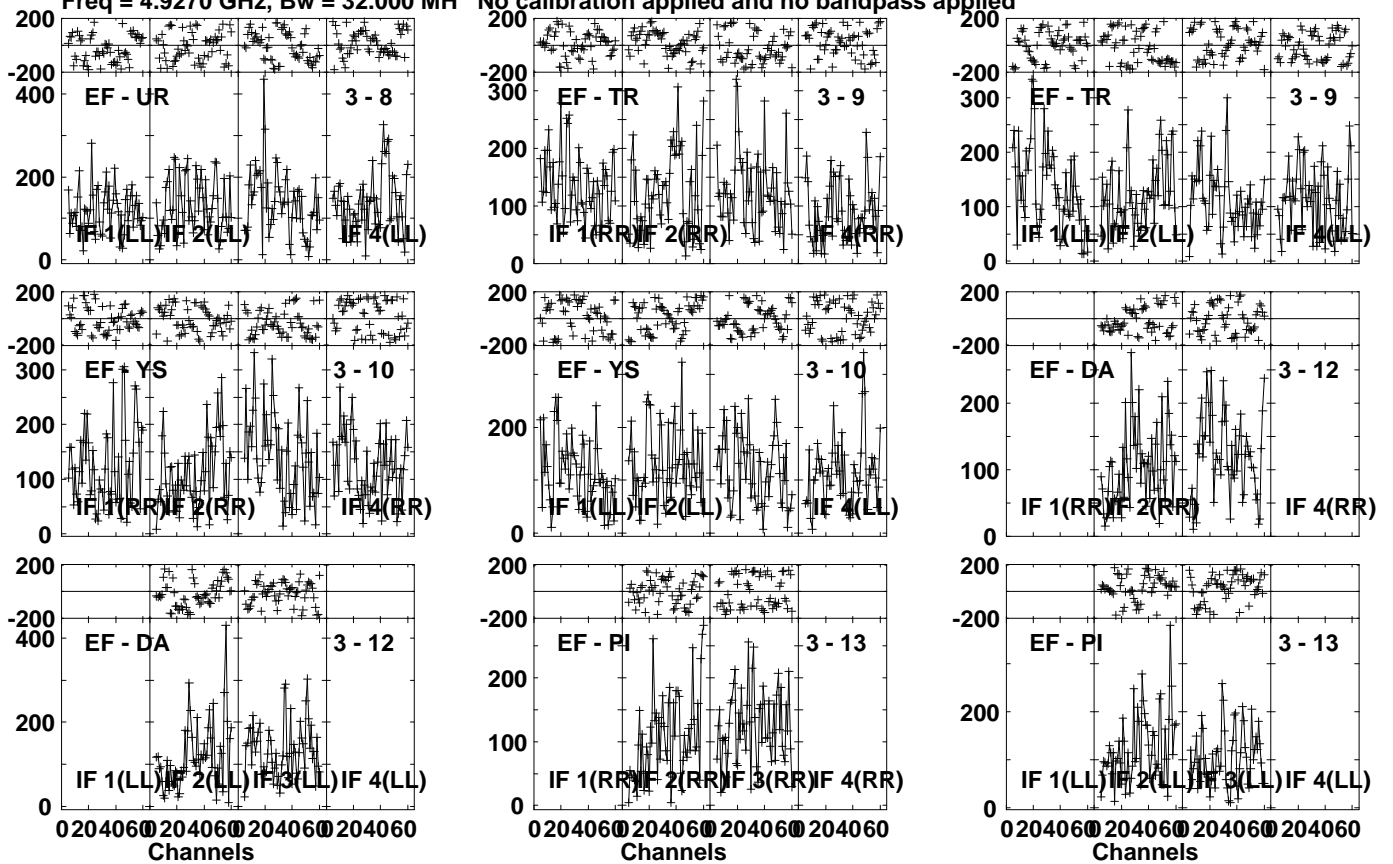


Lower frame: Micro Ampl Jy Top frame: Phas deg
Vector averaged cross-power spectrum Several baselines displayed
Timerange: 00/06:27:31 to 00/06:32:00

Plot file version 17 created 13-FEB-2023 17:06:00

EW02900 EW029D 1.UVDATA.1

Freq = 4.9270 GHz, Bw = 32.000 MH No calibration applied and no bandpass applied

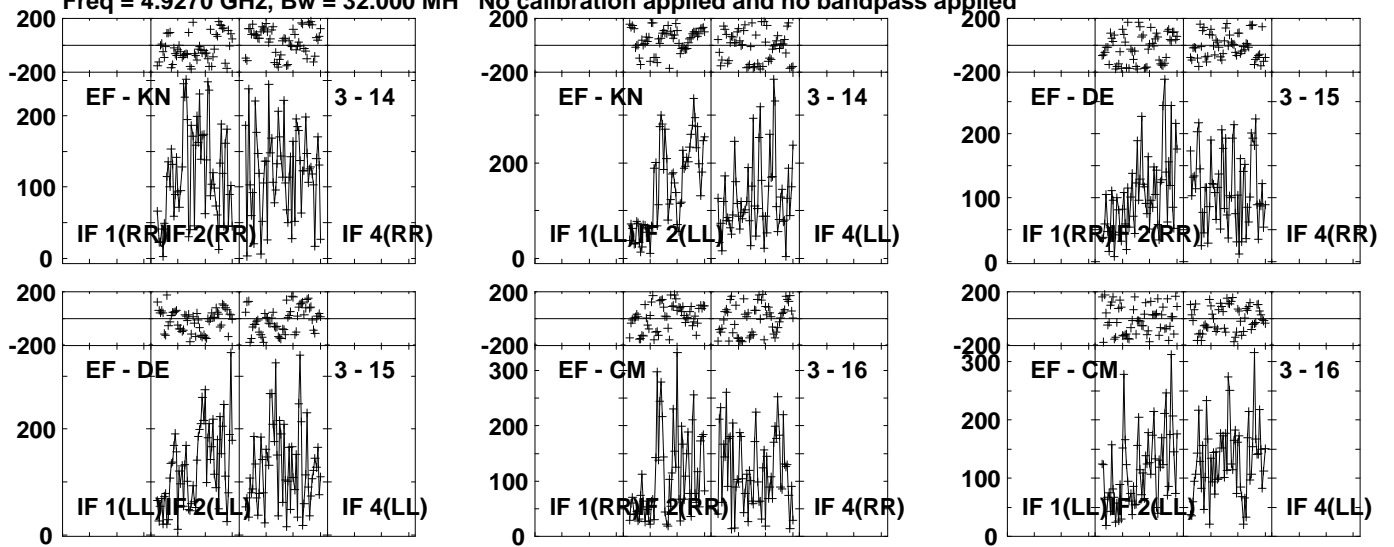


Lower frame: Micro Ampl Jy Top frame: Phas deg
Vector averaged cross-power spectrum Several baselines displayed
Timerange: 00/06:27:31 to 00/06:32:00

Plot file version 18 created 13-FEB-2023 17:06:01

EW02900 EW029D 1.UVDATA.1

Freq = 4.9270 GHz, Bw = 32.000 MH No calibration applied and no bandpass applied



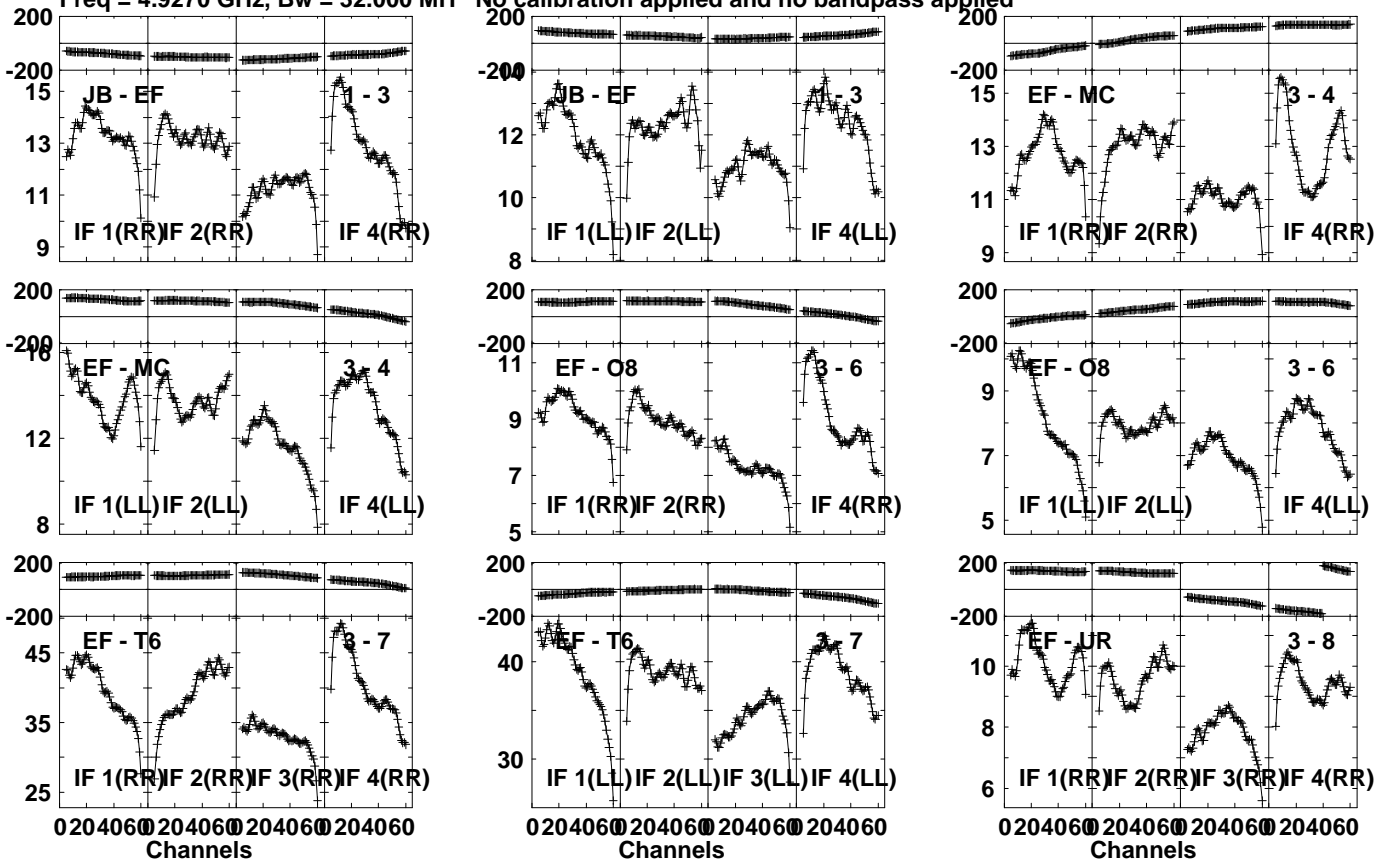
Lower frame: Micro Ampl Jy Top frame: Phas deg
Vector averaged cross-power spectrum Several baselines displayed
Timerange: 00/06:27:31 to 00/06:32:00

Plot file version 19 created 13-FEB-2023 17:06:01

J0958+65 EW029D 1.UVDATA.1

Freq = 4.9270 GHz, Bw = 32.000 MH

No calibration applied and no bandpass applied



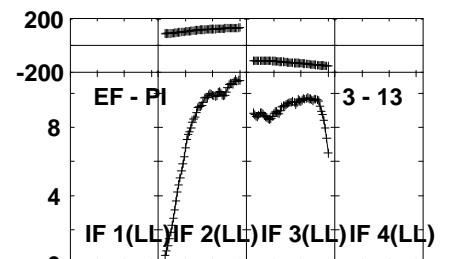
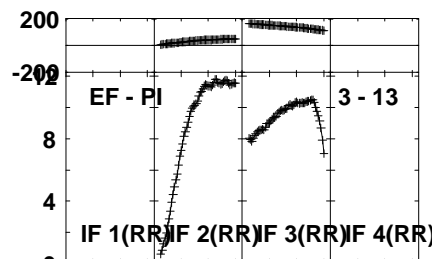
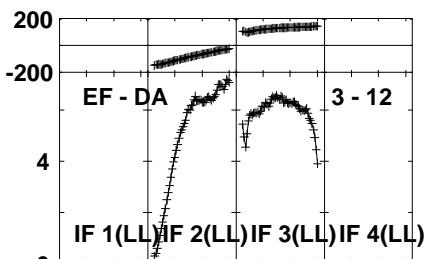
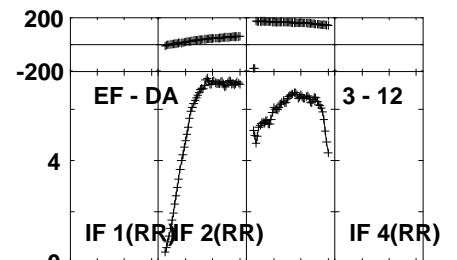
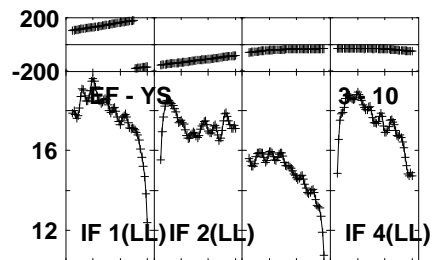
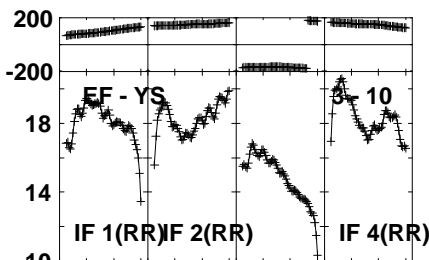
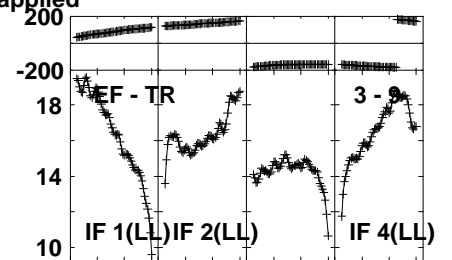
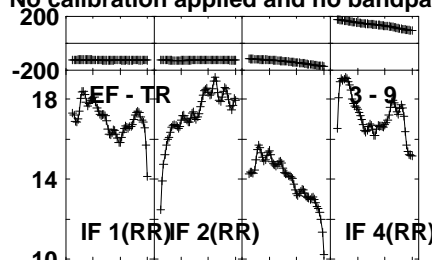
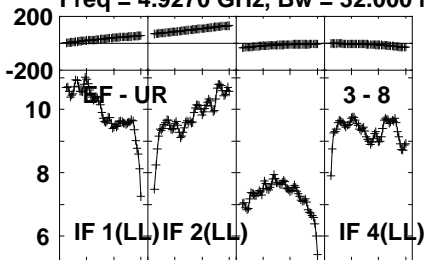
Lower frame: Milli Ampl Jy Top frame: Phas deg
Vector averaged cross-power spectrum Several baselines displayed
Timerange: 00/06:32:40 to 00/06:34:29

Plot file version 20 created 13-FEB-2023 17:06:01

J0958+65 EW029D 1.UVDATA.1

Freq = 4.9270 GHz, Bw = 32.000 MH

No calibration applied and no bandpass applied

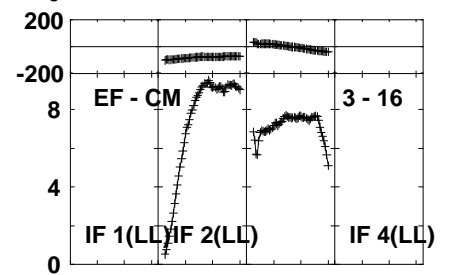
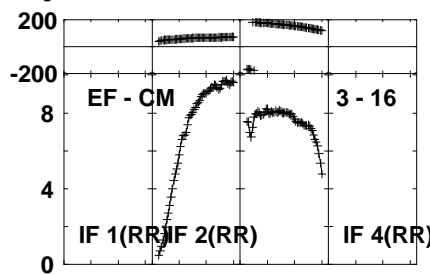
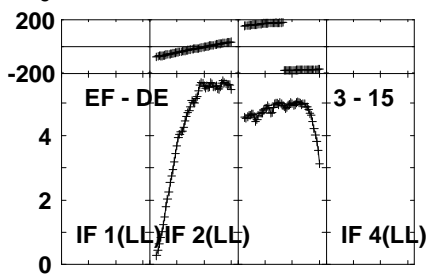
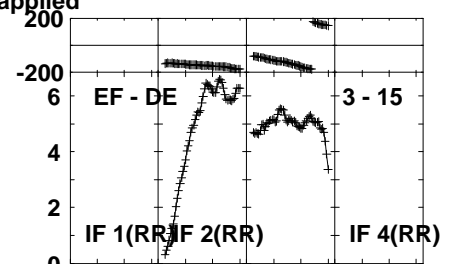
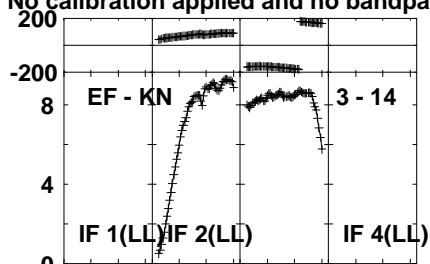
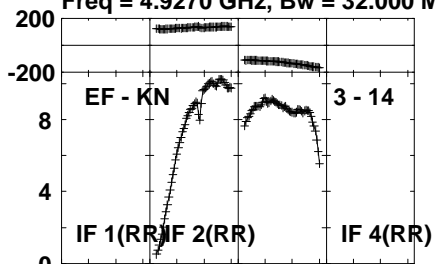


Lower frame: Milli Ampl Jy Top frame: Phas deg
Vector averaged cross-power spectrum Several baselines displayed
Timerange: 00/06:32:40 to 00/06:34:29

Plot file version 21 created 13-FEB-2023 17:06:01

J0958+65 EW029D 1.UVDATA.1

Freq = 4.9270 GHz, Bw = 32.000 MH No calibration applied and no bandpass applied



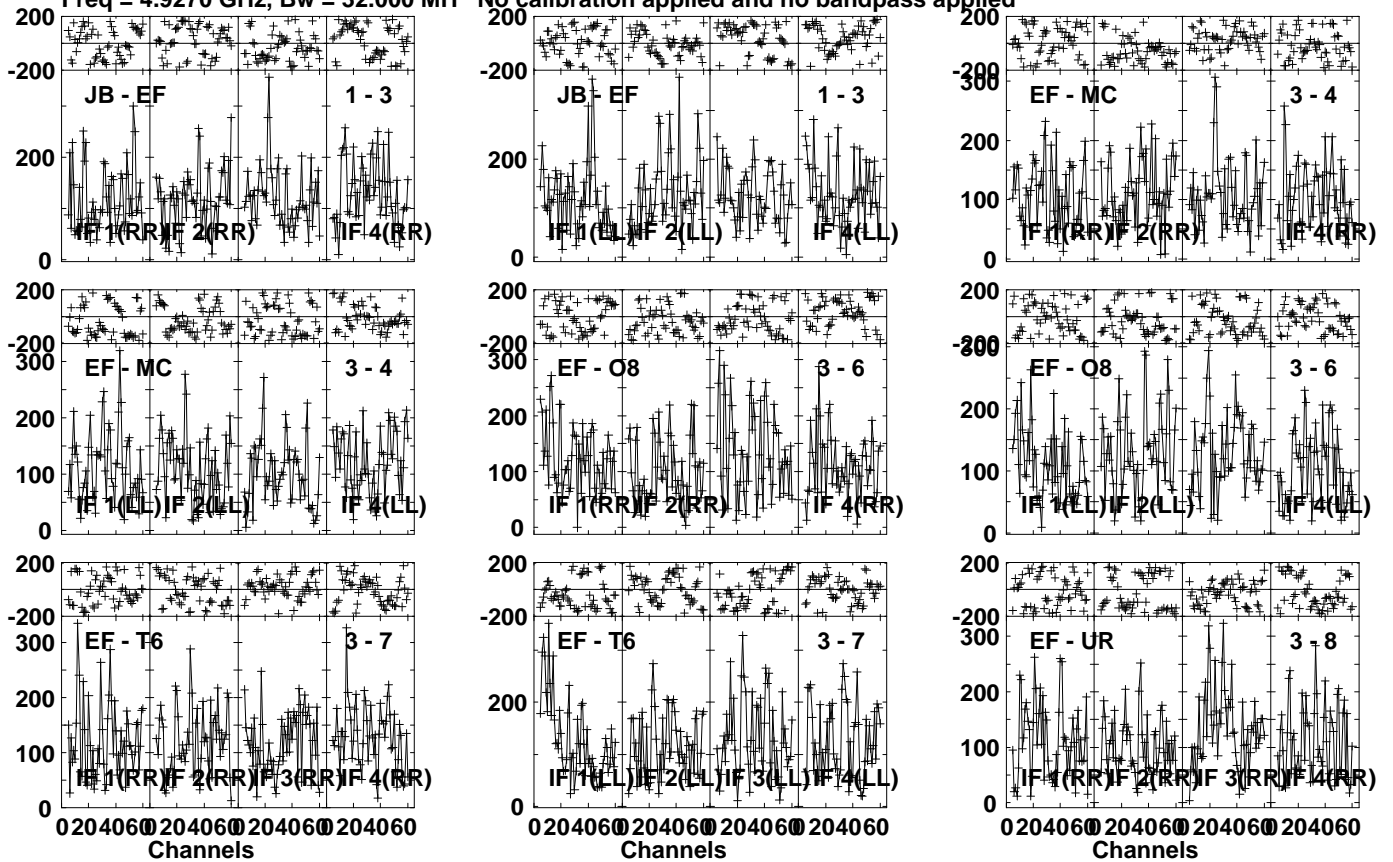
Lower frame: Milli Ampl Jy Top frame: Phas deg
Vector averaged cross-power spectrum Several baselines displayed
Timerange: 00/06:32:40 to 00/06:34:29

Plot file version 22 created 13-FEB-2023 17:06:01

EW02900 EW029D 1.UVDATA.1

Freq = 4.9270 GHz, Bw = 32.000 MH

No calibration applied and no bandpass applied

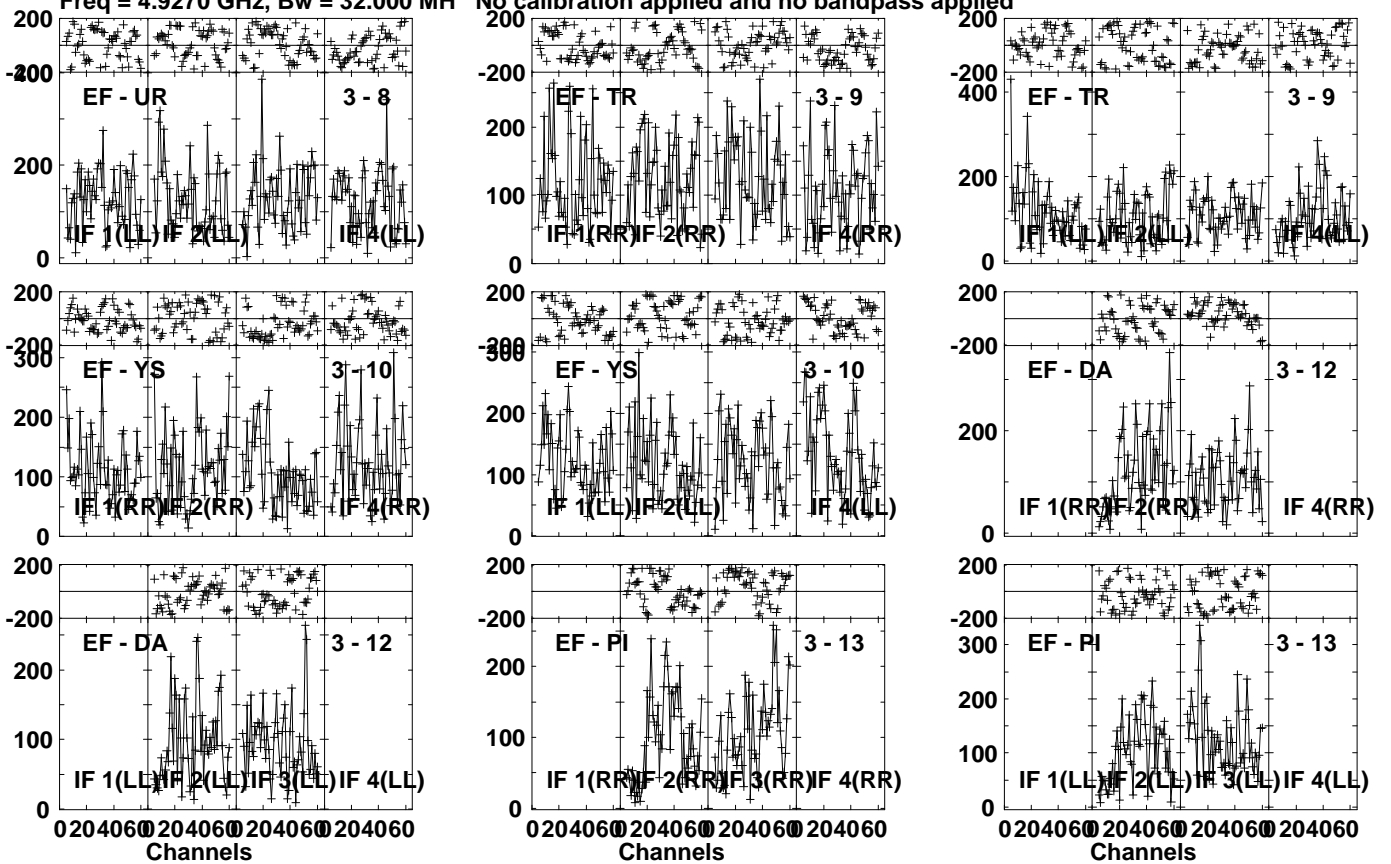


Lower frame: Micro Ampl Jy Top frame: Phas deg
Vector averaged cross-power spectrum Several baselines displayed
Timerange: 00/06:34:30 to 00/06:39:00

Plot file version 23 created 13-FEB-2023 17:06:01

EW02900 EW029D 1.UVDATA.1

Freq = 4.9270 GHz, Bw = 32.000 MH No calibration applied and no bandpass applied

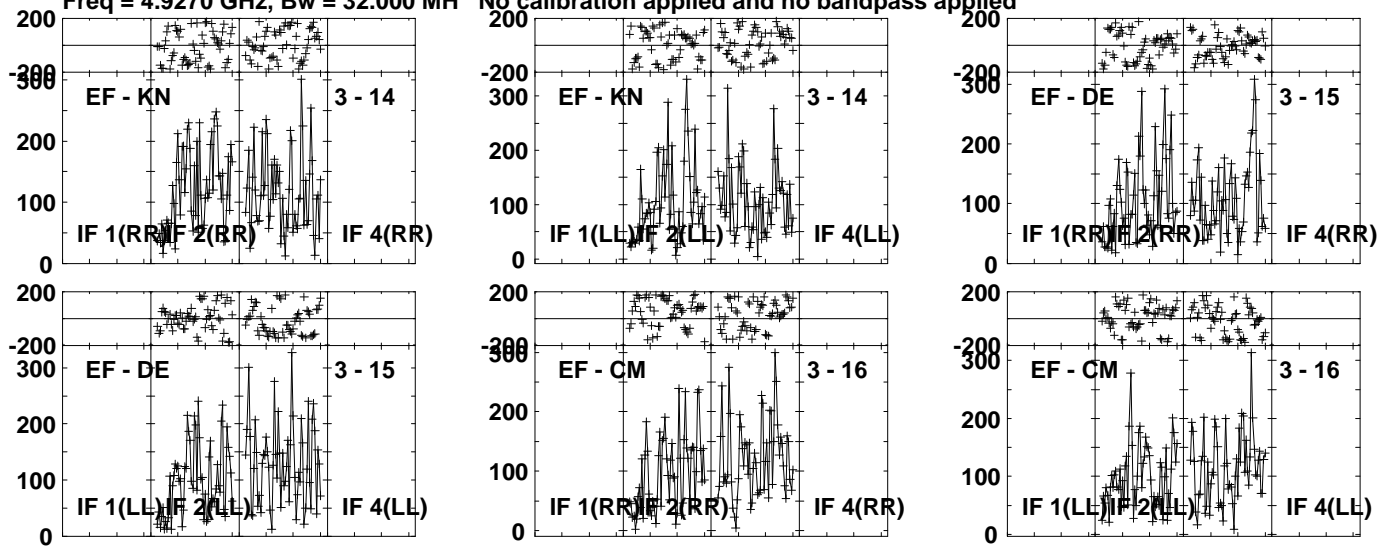


Lower frame: Micro Ampl Jy Top frame: Phas deg
Vector averaged cross-power spectrum Several baselines displayed
Timerange: 00/06:34:30 to 00/06:39:00

Plot file version 24 created 13-FEB-2023 17:06:01

EW02900 EW029D 1.UVDATA.1

Freq = 4.9270 GHz, Bw = 32.000 MH No calibration applied and no bandpass applied



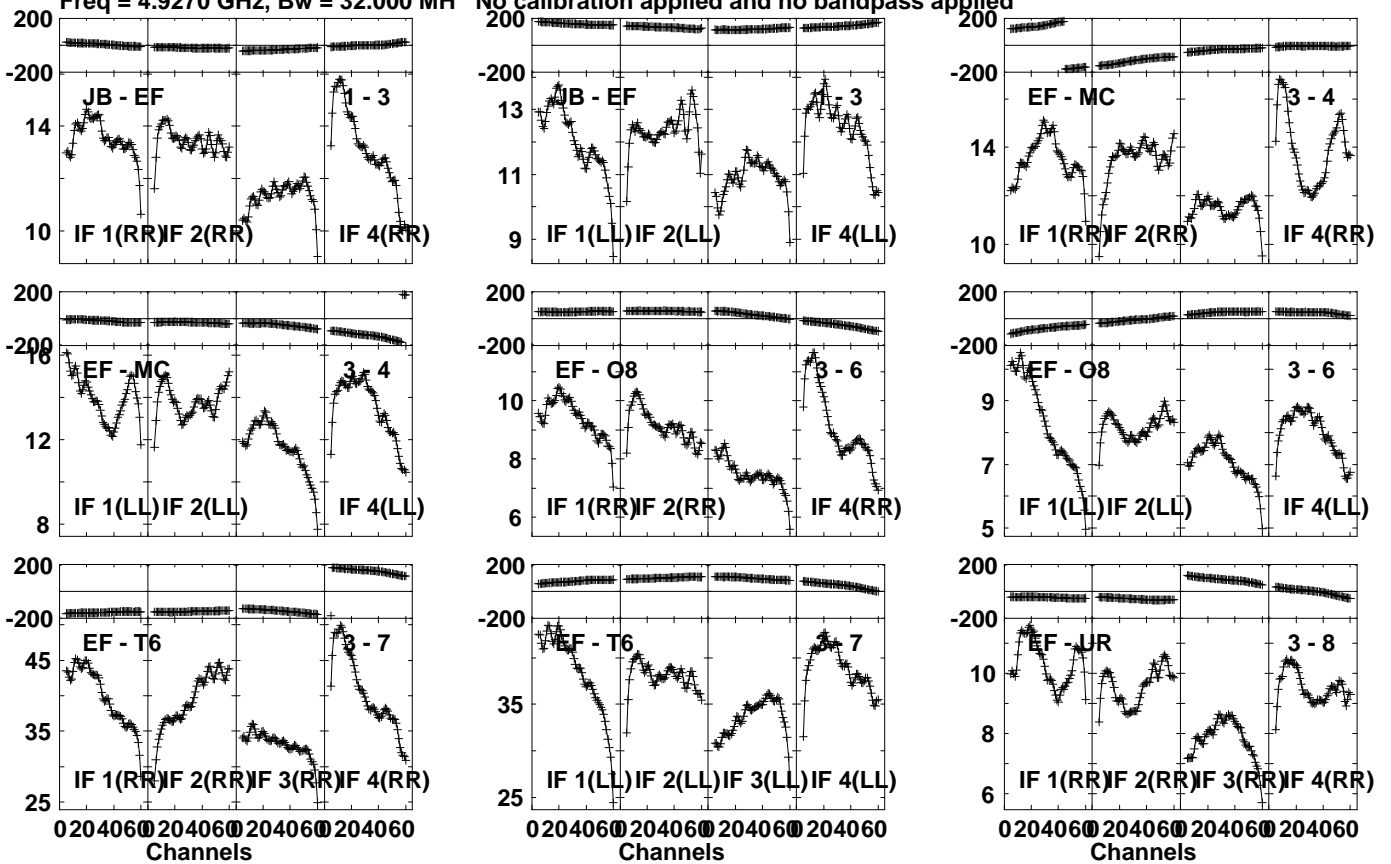
Lower frame: Micro Ampl Jy Top frame: Phas deg
Vector averaged cross-power spectrum Several baselines displayed
Timerange: 00/06:34:30 to 00/06:39:00

Plot file version 25 created 13-FEB-2023 17:06:01

J0958+65 EW029D 1.UVDATA.1

Freq = 4.9270 GHz, Bw = 32.000 MH

No calibration applied and no bandpass applied



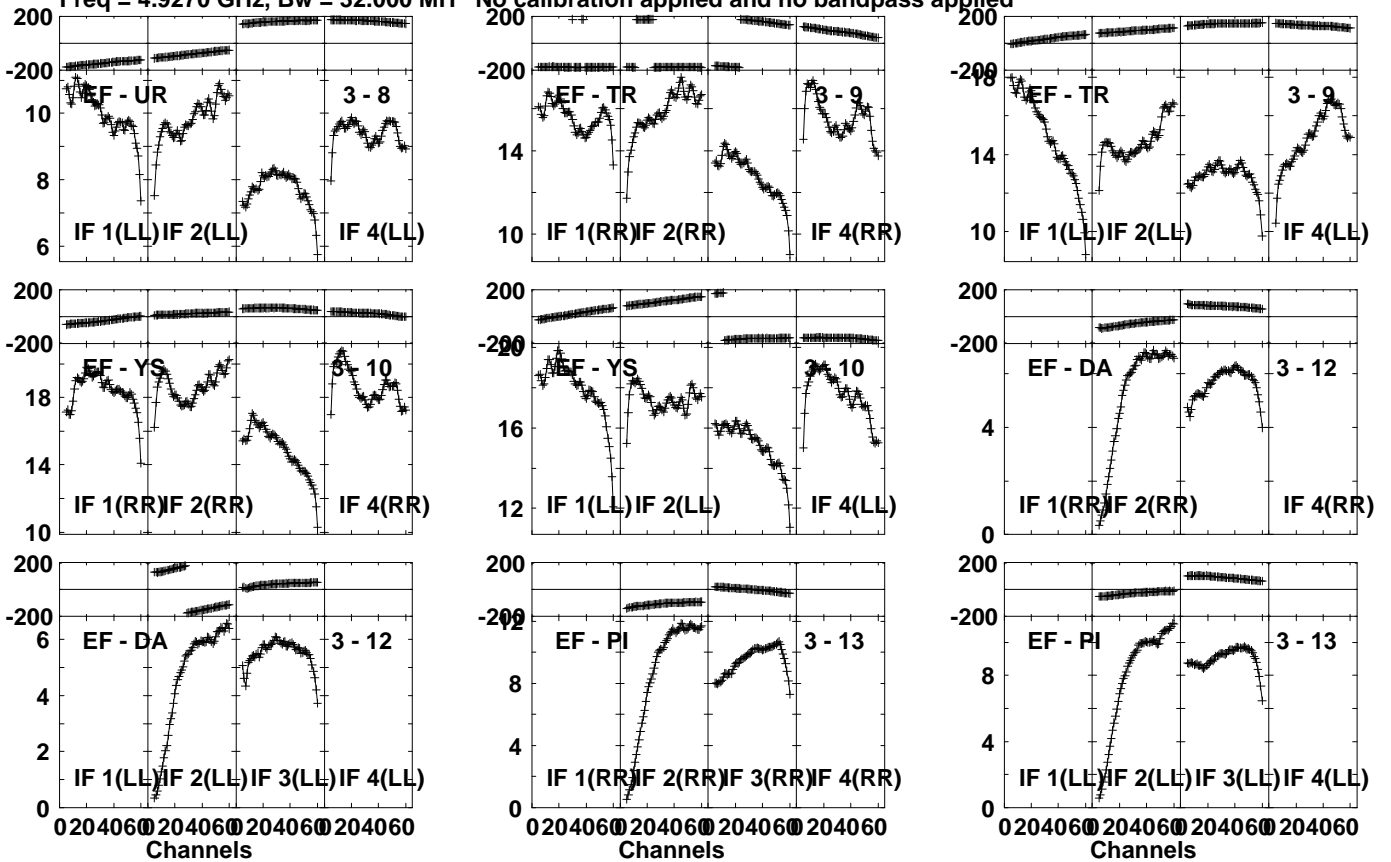
Lower frame: Milli Ampl Jy Top frame: Phas deg
Vector averaged cross-power spectrum Several baselines displayed
Timerange: 00/06:39:40 to 00/06:41:30

Plot file version 26 created 13-FEB-2023 17:06:02

J0958+65 EW029D 1.UVDATA.1

Freq = 4.9270 GHz, Bw = 32.000 MH

No calibration applied and no bandpass applied



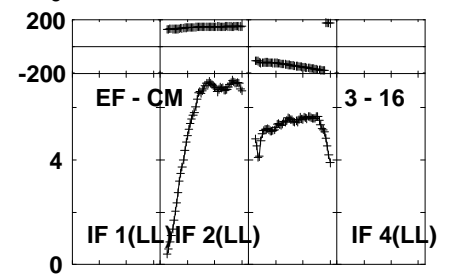
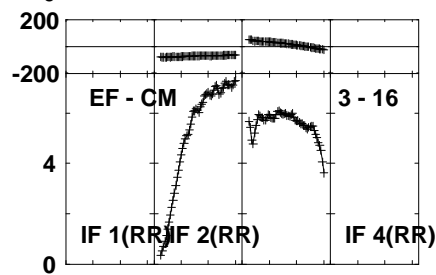
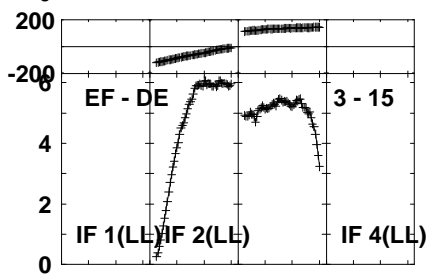
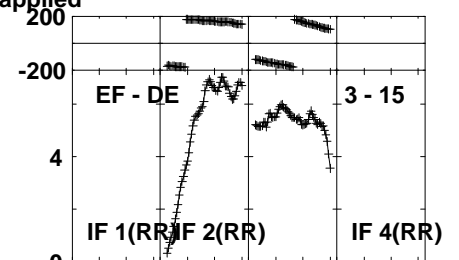
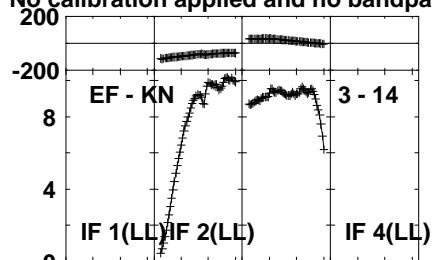
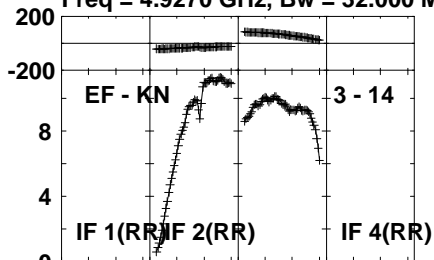
Lower frame: Milli Ampl Jy Top frame: Phas deg
Vector averaged cross-power spectrum Several baselines displayed
Timerange: 00/06:39:40 to 00/06:41:30

Plot file version 27 created 13-FEB-2023 17:06:02

J0958+65 EW029D 1.UVDATA.1

Freq = 4.9270 GHz, Bw = 32.000 MH

No calibration applied and no bandpass applied



Lower frame: Milli Ampl Jy Top frame: Phas deg

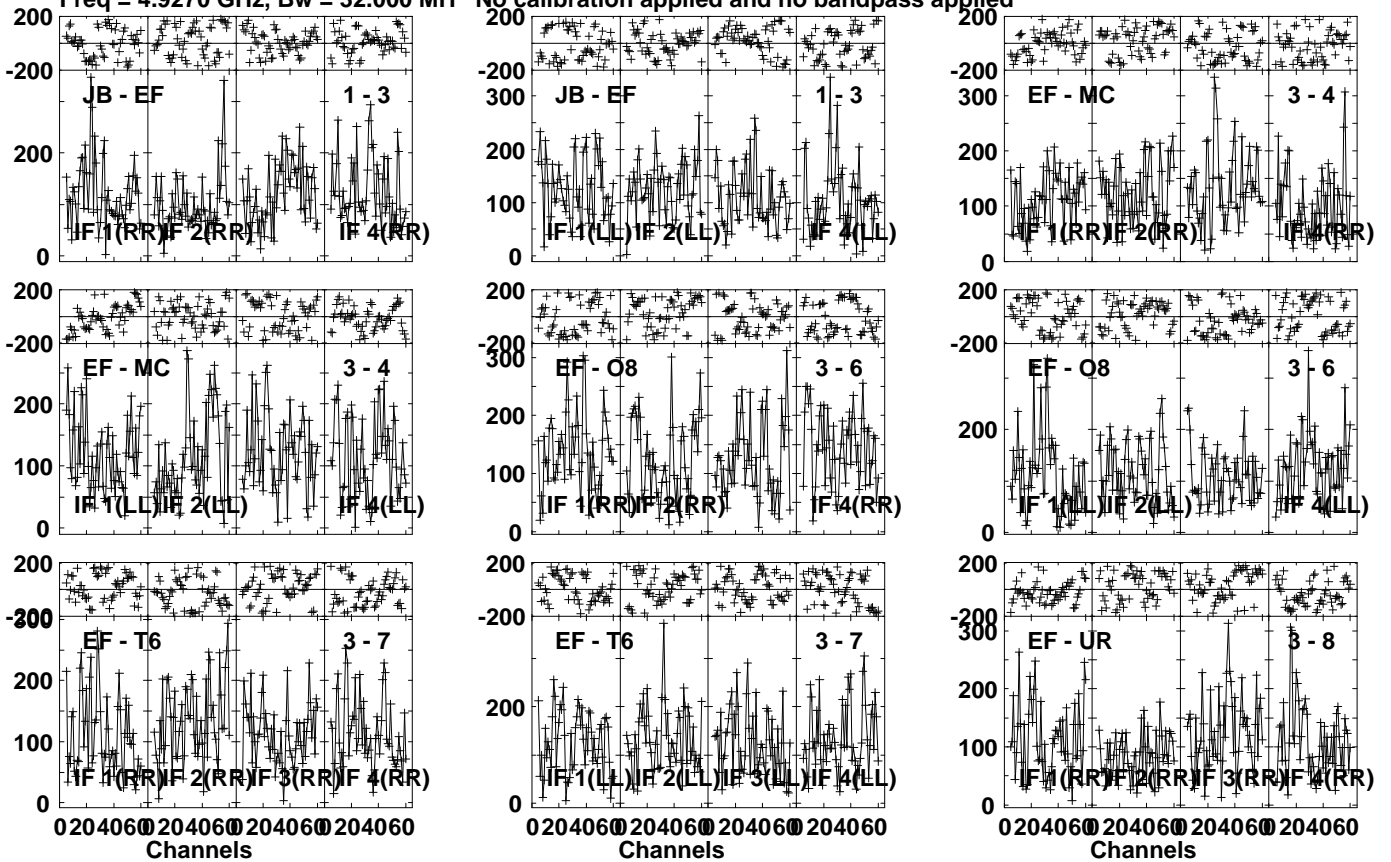
Vector averaged cross-power spectrum Several baselines displayed

Timerange: 00/06:39:40 to 00/06:41:30

Plot file version 28 created 13-FEB-2023 17:06:02

EW02900 EW029D 1.UVDATA.1

Freq = 4.9270 GHz, Bw = 32.000 MH No calibration applied and no bandpass applied

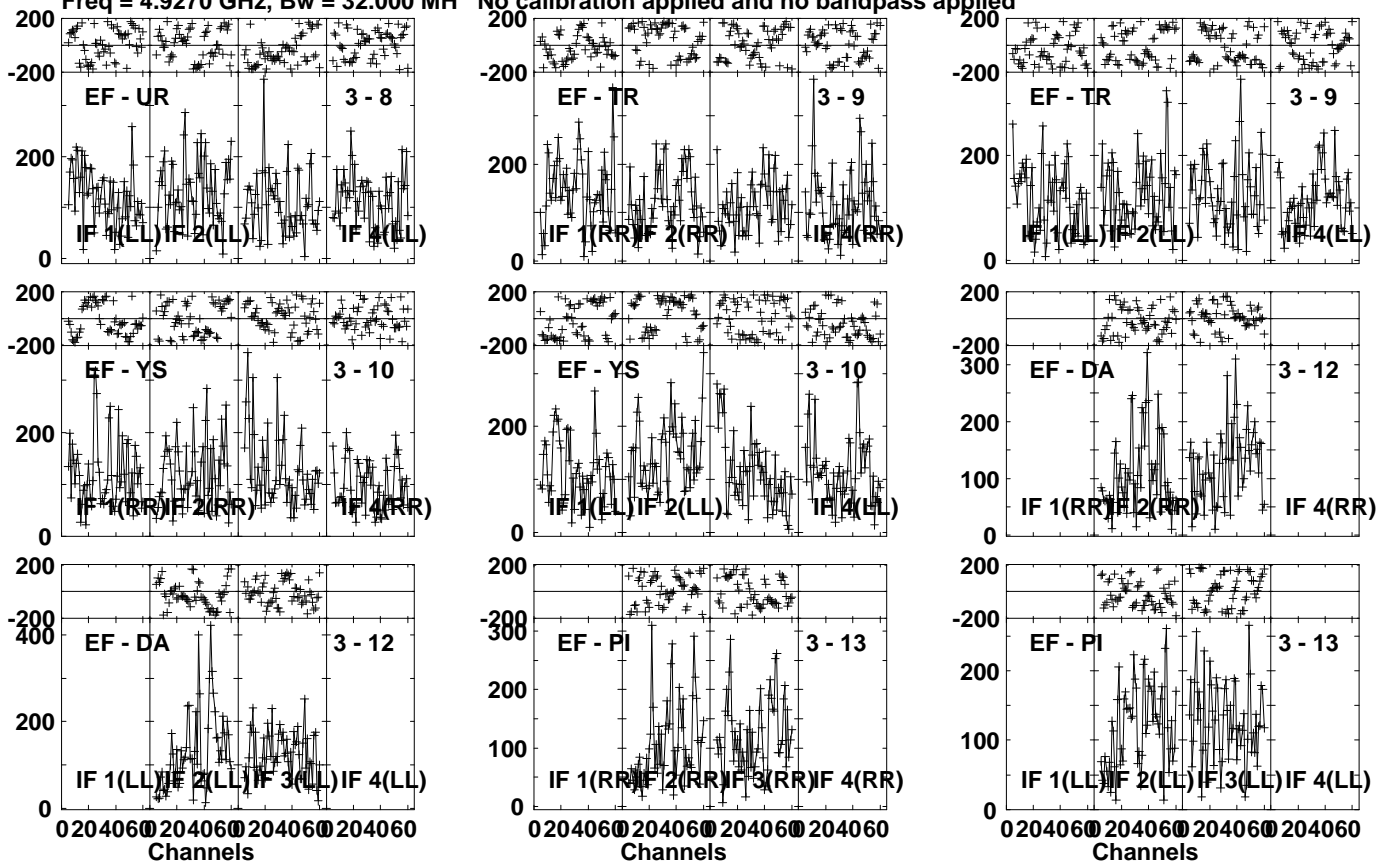


Lower frame: Micro Ampl Jy Top frame: Phas deg
Vector averaged cross-power spectrum Several baselines displayed
Timerange: 00/06:41:30 to 00/06:46:00

Plot file version 29 created 13-FEB-2023 17:06:02

EW02900 EW029D 1.UVDATA.1

Freq = 4.9270 GHz, Bw = 32.000 MH No calibration applied and no bandpass applied



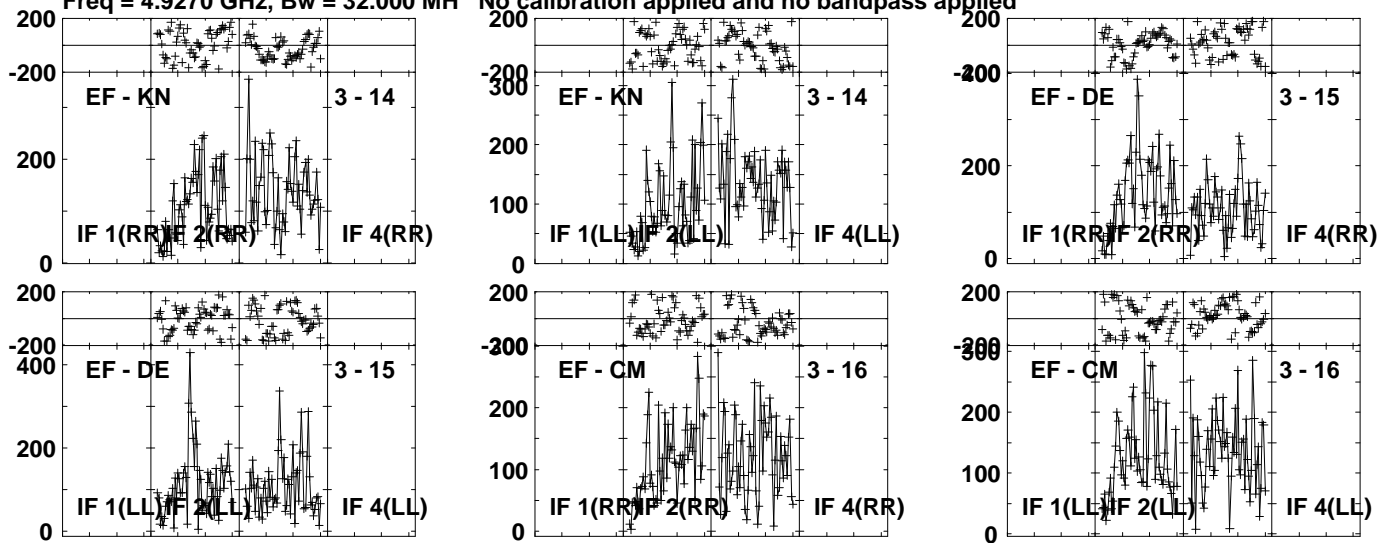
Lower frame: Micro Ampl Jy Top frame: Phas deg
Vector averaged cross-power spectrum Several baselines displayed
Timerange: 00/06:41:30 to 00/06:46:00

Plot file version 30 created 13-FEB-2023 17:06:02

EW02900 EW029D 1.UVDATA.1

Freq = 4.9270 GHz, Bw = 32.000 MH

No calibration applied and no bandpass applied



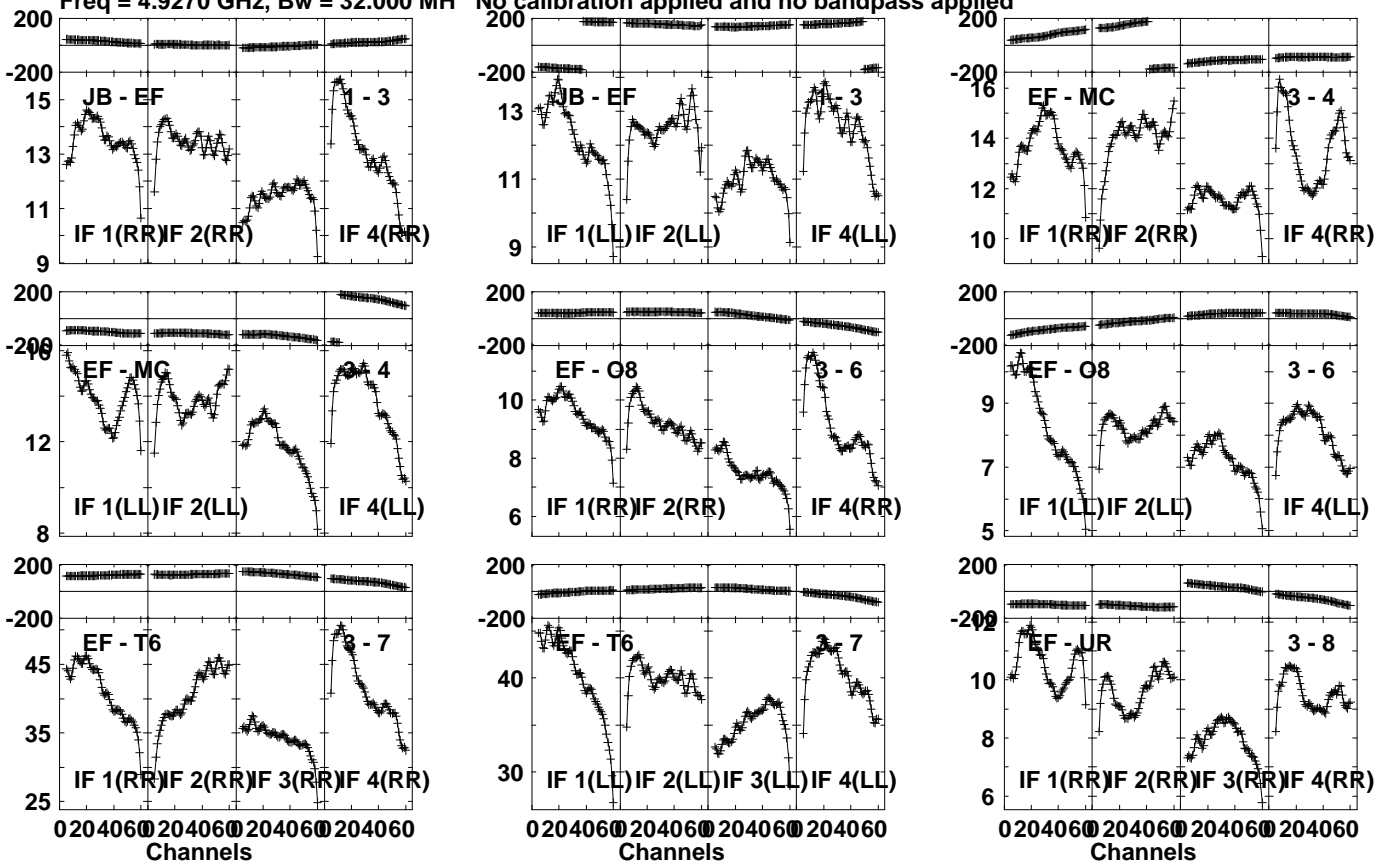
Lower frame: Micro Ampl Jy Top frame: Phas deg
Vector averaged cross-power spectrum Several baselines displayed
Timerange: 00/06:41:30 to 00/06:46:00

Plot file version 31 created 13-FEB-2023 17:06:02

J0958+65 EW029D 1.UVDATA.1

Freq = 4.9270 GHz, Bw = 32.000 MH

No calibration applied and no bandpass applied



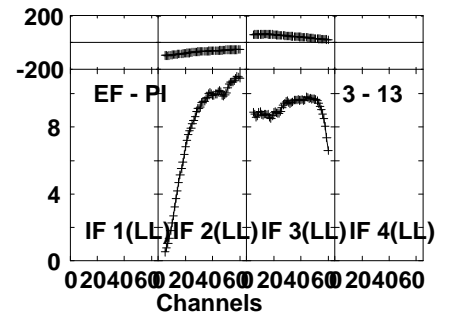
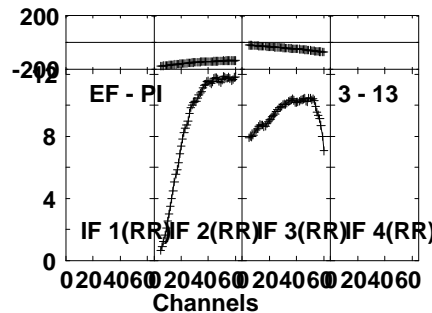
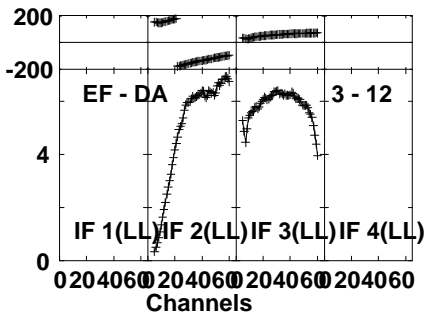
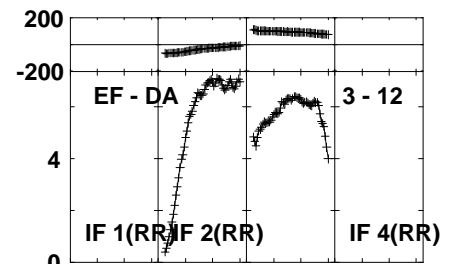
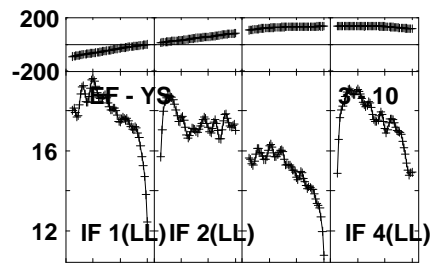
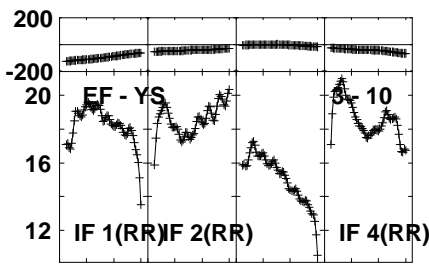
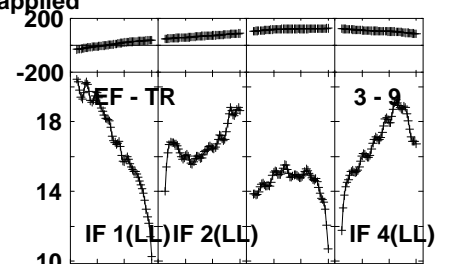
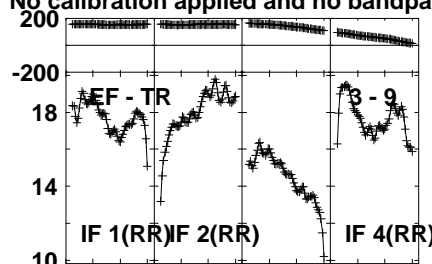
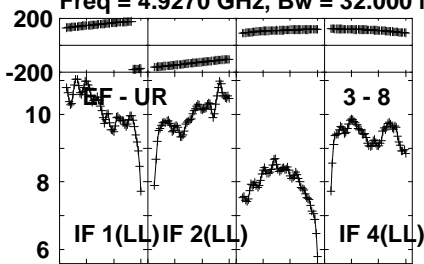
Lower frame: Milli Ampl Jy Top frame: Phas deg
Vector averaged cross-power spectrum Several baselines displayed
Timerange: 00/06:46:01 to 00/06:48:30

Plot file version 32 created 13-FEB-2023 17:06:02

J0958+65 EW029D 1.UVDATA.1

Freq = 4.9270 GHz, Bw = 32.000 MH

No calibration applied and no bandpass applied



Lower frame: Milli Ampl Jy Top frame: Phas deg

Vector averaged cross-power spectrum Several baselines displayed

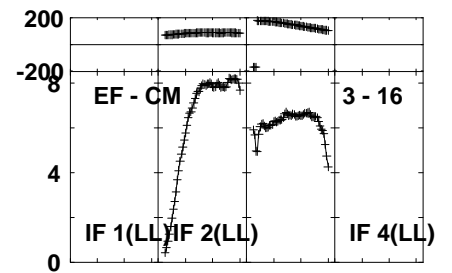
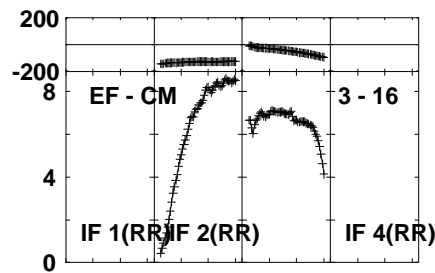
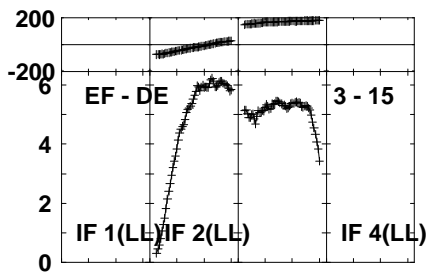
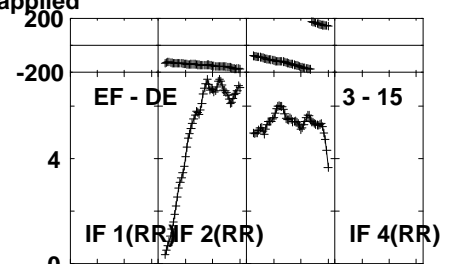
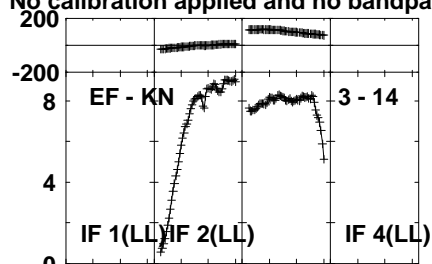
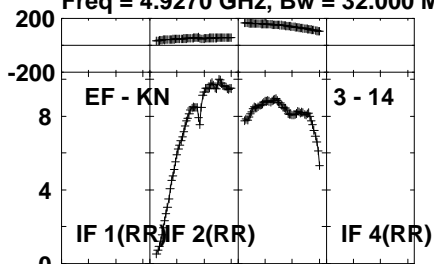
Timerange: 00/06:46:01 to 00/06:48:30

Plot file version 33 created 13-FEB-2023 17:06:03

J0958+65 EW029D 1.UVDATA.1

Freq = 4.9270 GHz, Bw = 32.000 MH

No calibration applied and no bandpass applied

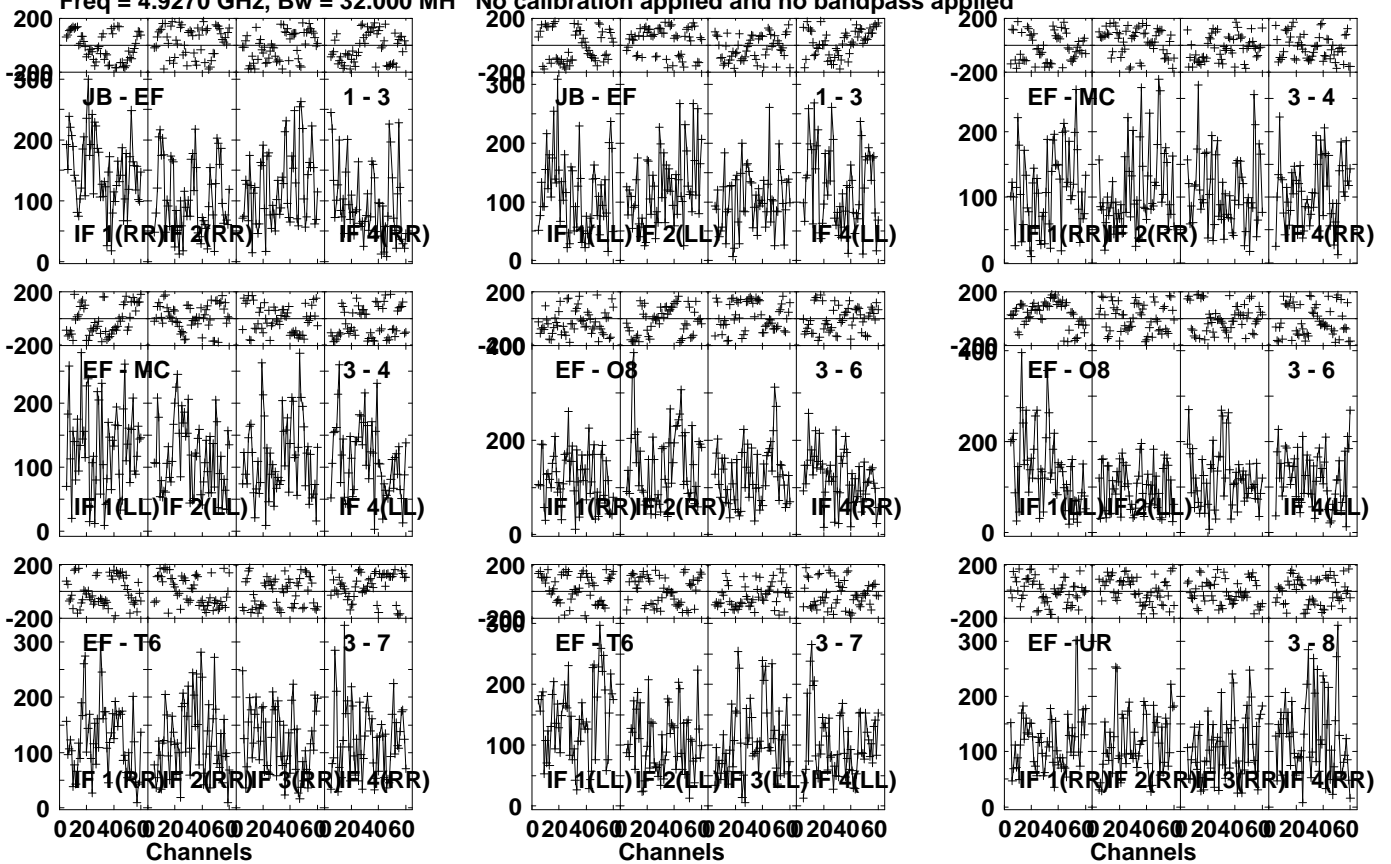


Lower frame: Milli Ampl Jy Top frame: Phas deg
Vector averaged cross-power spectrum Several baselines displayed
Timerange: 00/06:46:01 to 00/06:48:30

Plot file version 34 created 13-FEB-2023 17:06:03

EW02900 EW029D 1.UVDATA.1

Freq = 4.9270 GHz, Bw = 32.000 MH No calibration applied and no bandpass applied

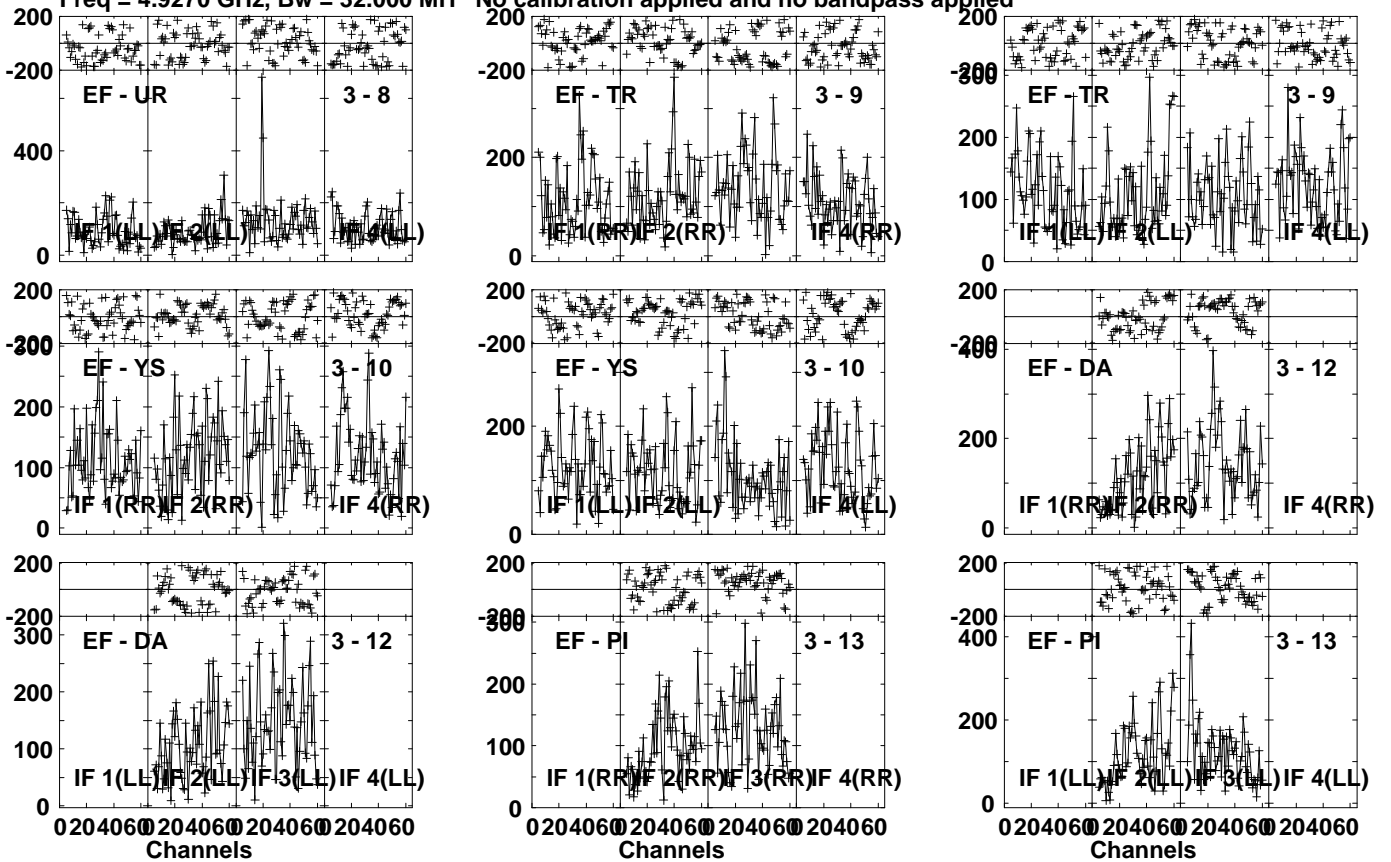


Lower frame: Micro Ampl Jy Top frame: Phas deg
Vector averaged cross-power spectrum Several baselines displayed
Timerange: 00/06:48:30 to 00/06:52:59

Plot file version 35 created 13-FEB-2023 17:06:03

EW02900 EW029D 1.UVDATA.1

Freq = 4.9270 GHz, Bw = 32.000 MH No calibration applied and no bandpass applied

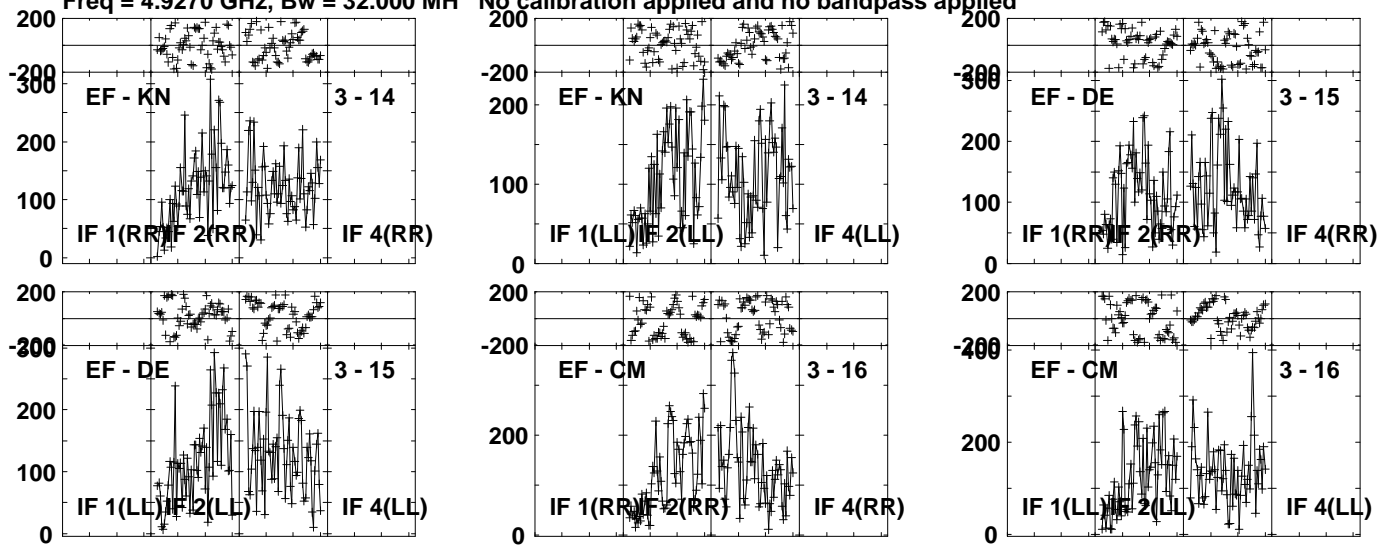


Lower frame: Micro Ampl Jy Top frame: Phas deg
Vector averaged cross-power spectrum Several baselines displayed
Timerange: 00/06:48:30 to 00/06:52:59

Plot file version 36 created 13-FEB-2023 17:06:03

EW02900 EW029D 1.UVDATA.1

Freq = 4.9270 GHz, Bw = 32.000 MH No calibration applied and no bandpass applied



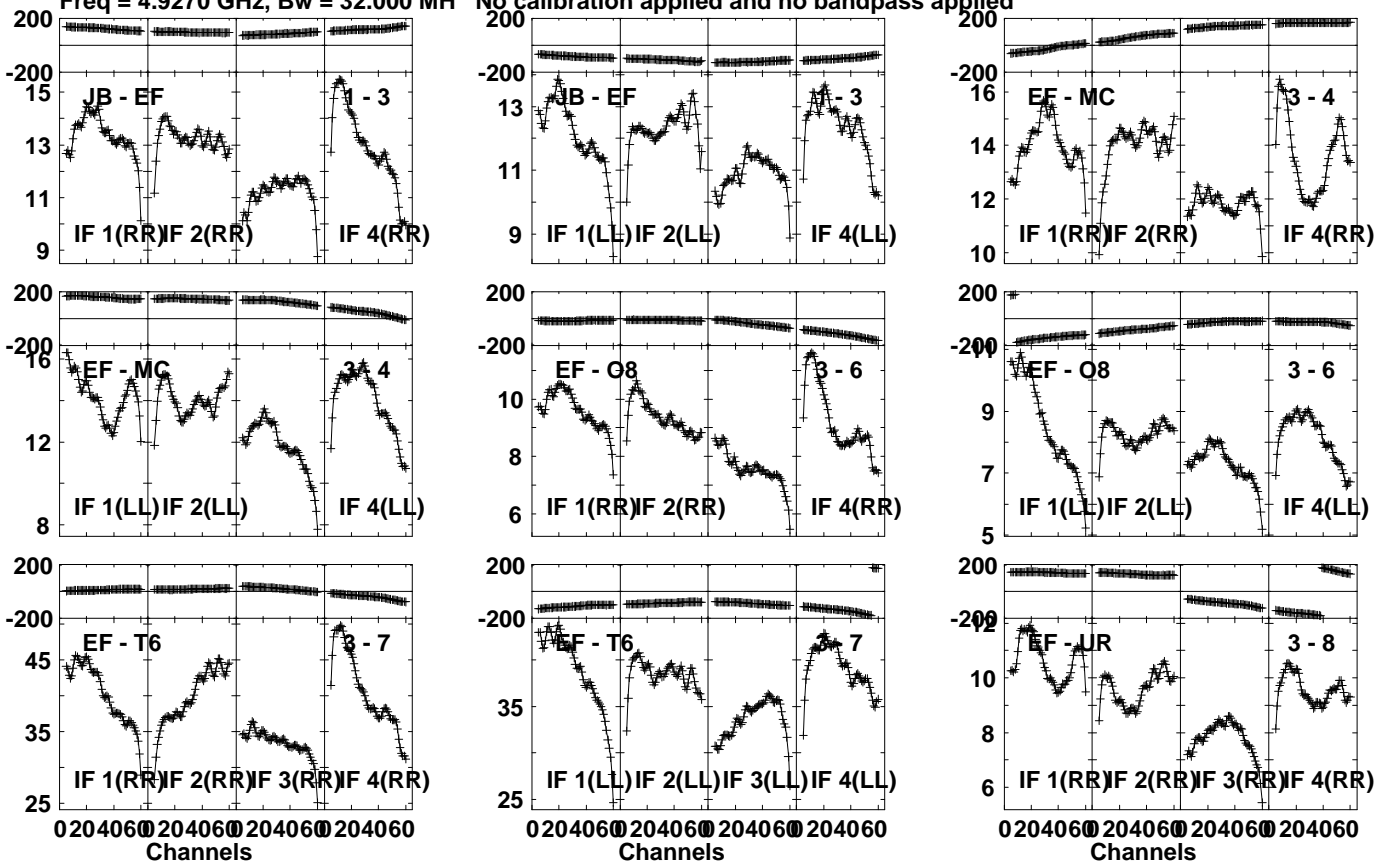
Lower frame: Micro Ampl Jy Top frame: Phas deg
Vector averaged cross-power spectrum Several baselines displayed
Timerange: 00/06:48:30 to 00/06:52:59

Plot file version 37 created 13-FEB-2023 17:06:03

J0958+65 EW029D 1.UVDATA.1

Freq = 4.9270 GHz, Bw = 32.000 MH

No calibration applied and no bandpass applied



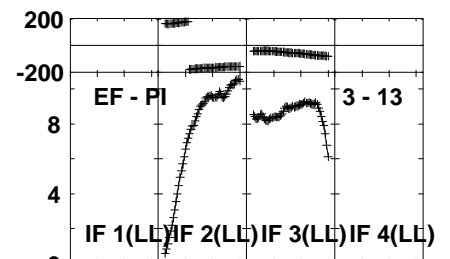
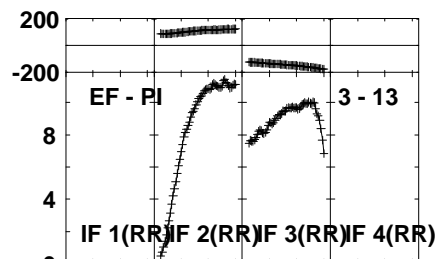
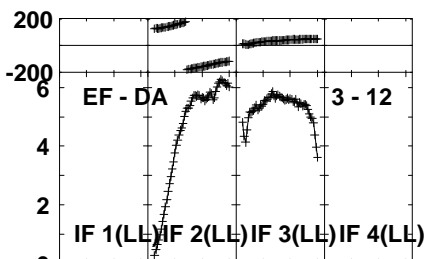
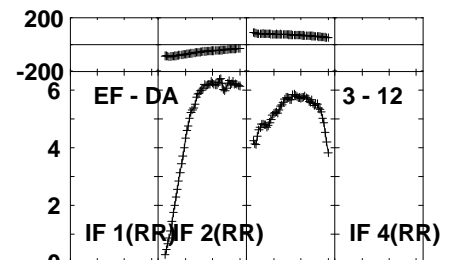
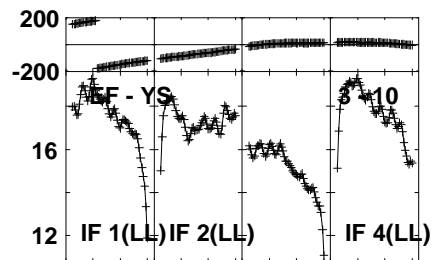
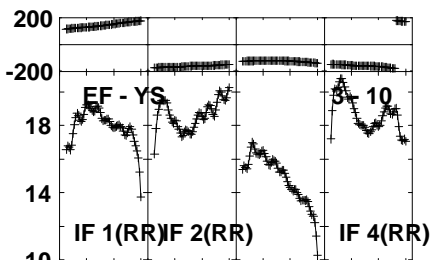
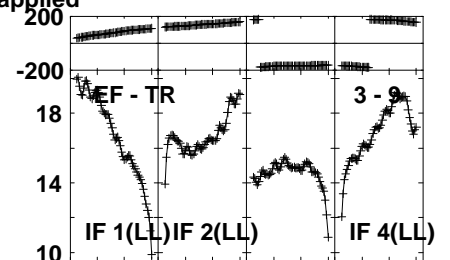
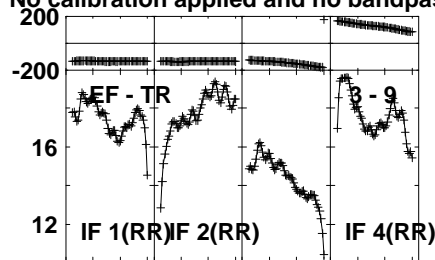
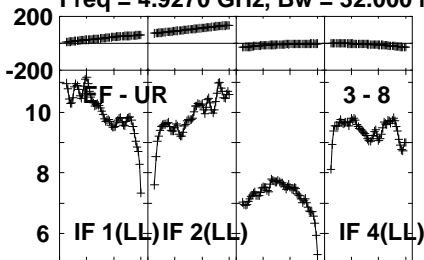
Lower frame: Milli Ampl Jy Top frame: Phas deg
Vector averaged cross-power spectrum Several baselines displayed
Timerange: 00/06:53:40 to 00/06:55:30

Plot file version 38 created 13-FEB-2023 17:06:03

J0958+65 EW029D 1.UVDATA.1

Freq = 4.9270 GHz, Bw = 32.000 MH

No calibration applied and no bandpass applied



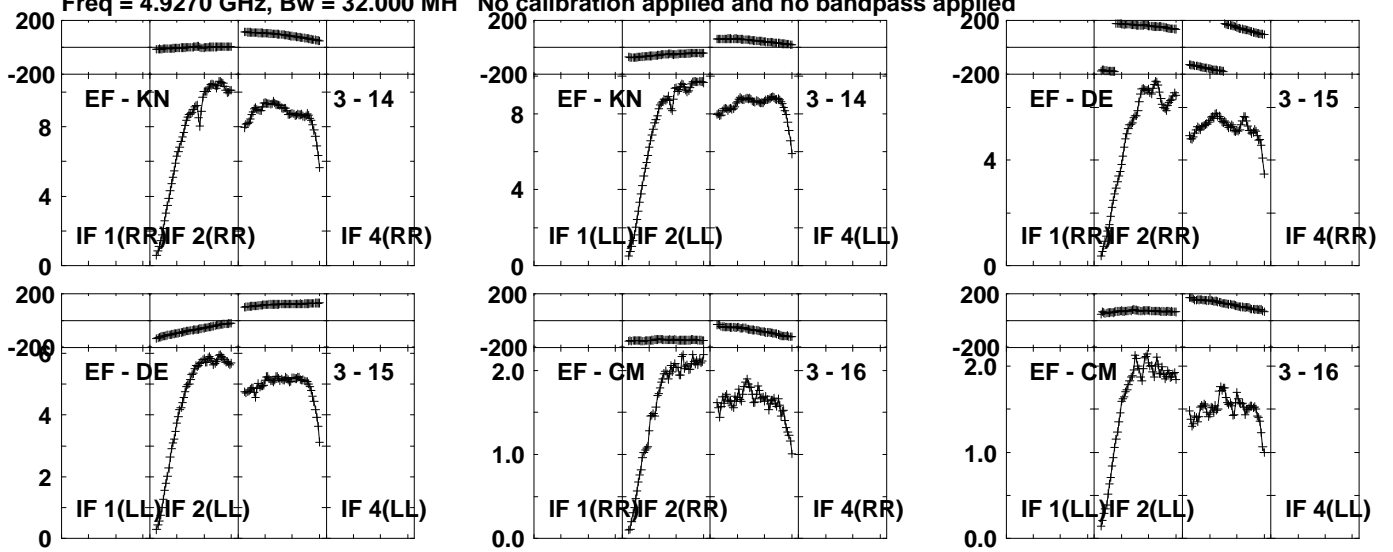
Lower frame: Milli Ampl Jy Top frame: Phas deg
Vector averaged cross-power spectrum Several baselines displayed
Timerange: 00/06:53:40 to 00/06:55:30

Plot file version 39 created 13-FEB-2023 17:06:03

J0958+65 EW029D 1.UVDATA.1

Freq = 4.9270 GHz, Bw = 32.000 MH

No calibration applied and no bandpass applied



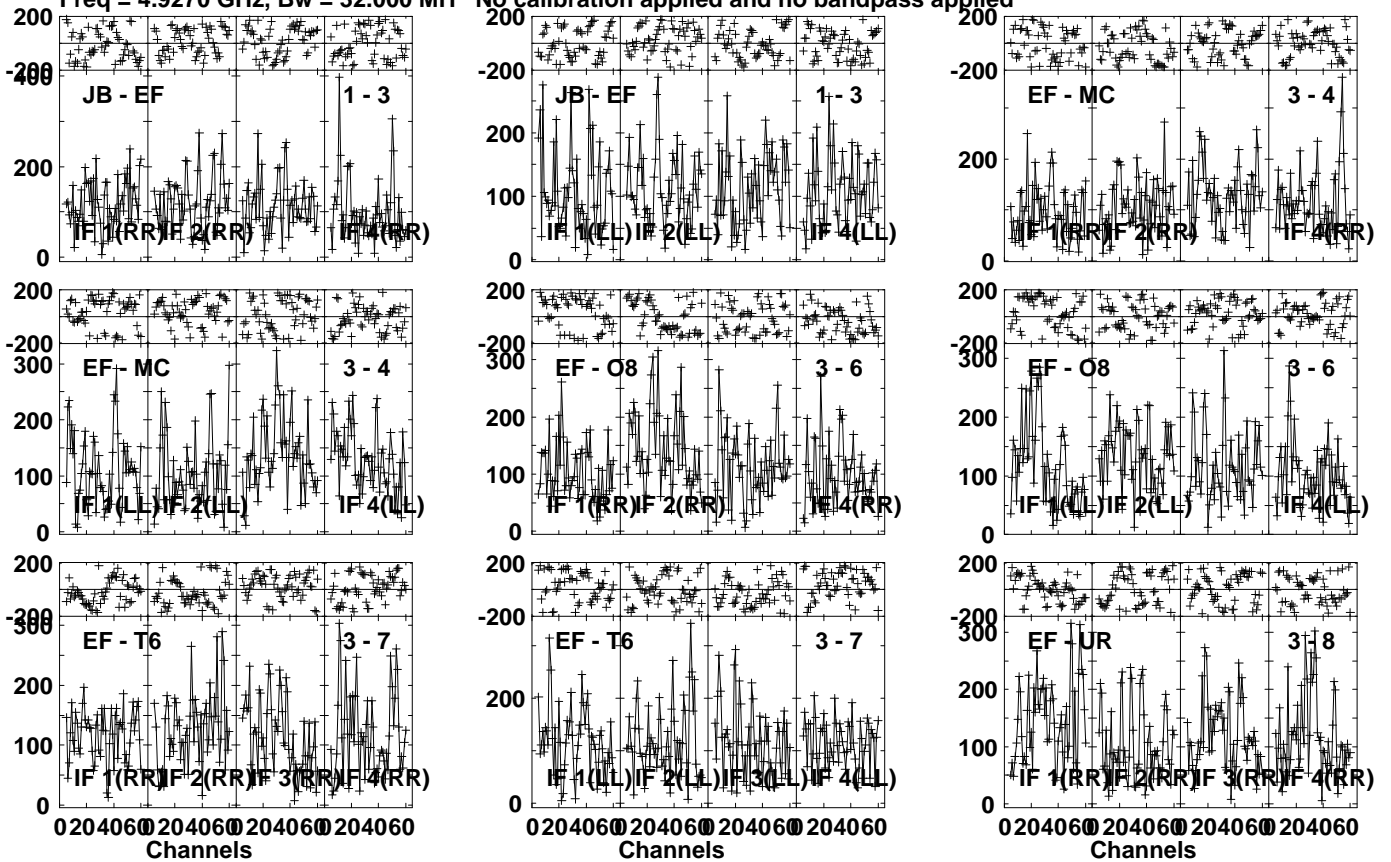
Lower frame: Milli Ampl Jy Top frame: Phas deg
Vector averaged cross-power spectrum Several baselines displayed
Timerange: 00/06:53:40 to 00/06:55:30

Plot file version 40 created 13-FEB-2023 17:06:03

EW02900 EW029D 1.UVDATA.1

Freq = 4.9270 GHz, Bw = 32.000 MH

No calibration applied and no bandpass applied

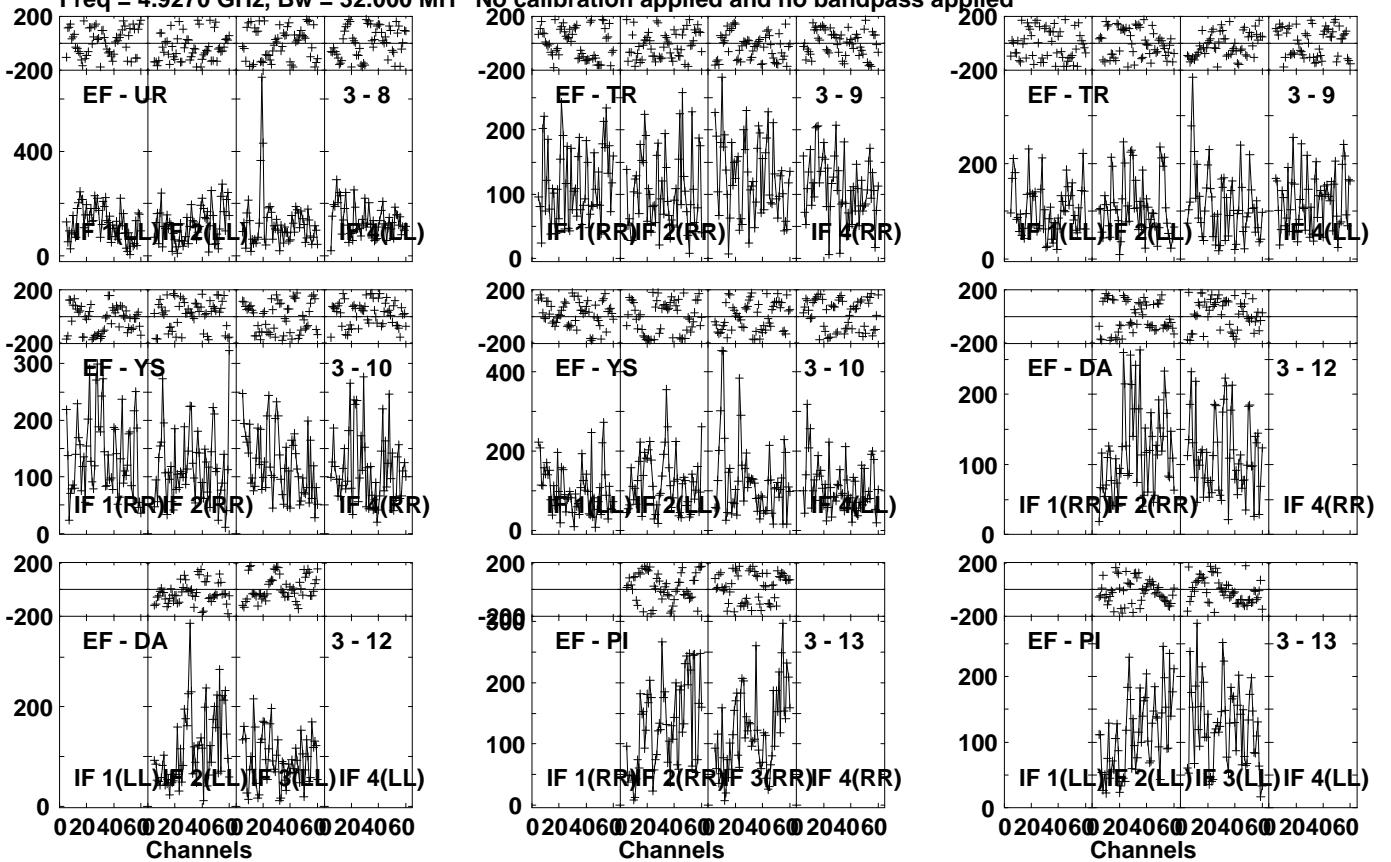


Lower frame: Micro Ampl Jy Top frame: Phas deg
Vector averaged cross-power spectrum Several baselines displayed
Timerange: 00/06:55:31 to 00/06:59:59

Plot file version 41 created 13-FEB-2023 17:06:04

EW02900 EW029D 1.UVDATA.1

Freq = 4.9270 GHz, Bw = 32.000 MH No calibration applied and no bandpass applied

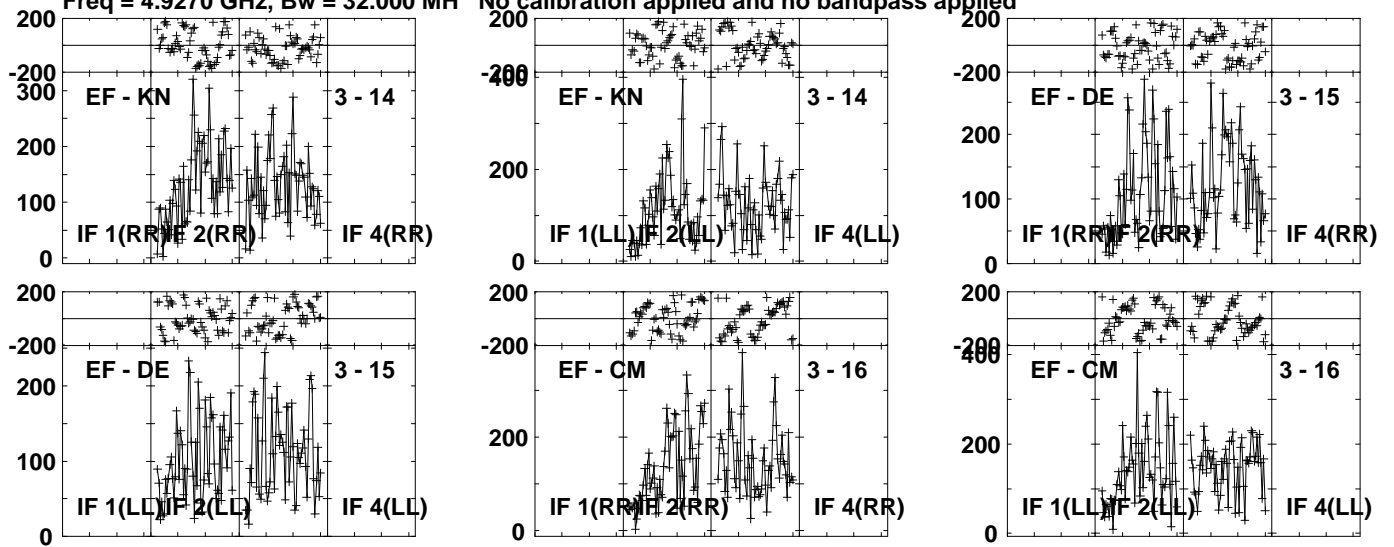


Lower frame: Micro Ampl Jy Top frame: Phas deg
Vector averaged cross-power spectrum Several baselines displayed
Timerange: 00/06:55:31 to 00/06:59:59

Plot file version 42 created 13-FEB-2023 17:06:04

EW02900 EW029D 1.UVDATA.1

Freq = 4.9270 GHz, Bw = 32.000 MH No calibration applied and no bandpass applied



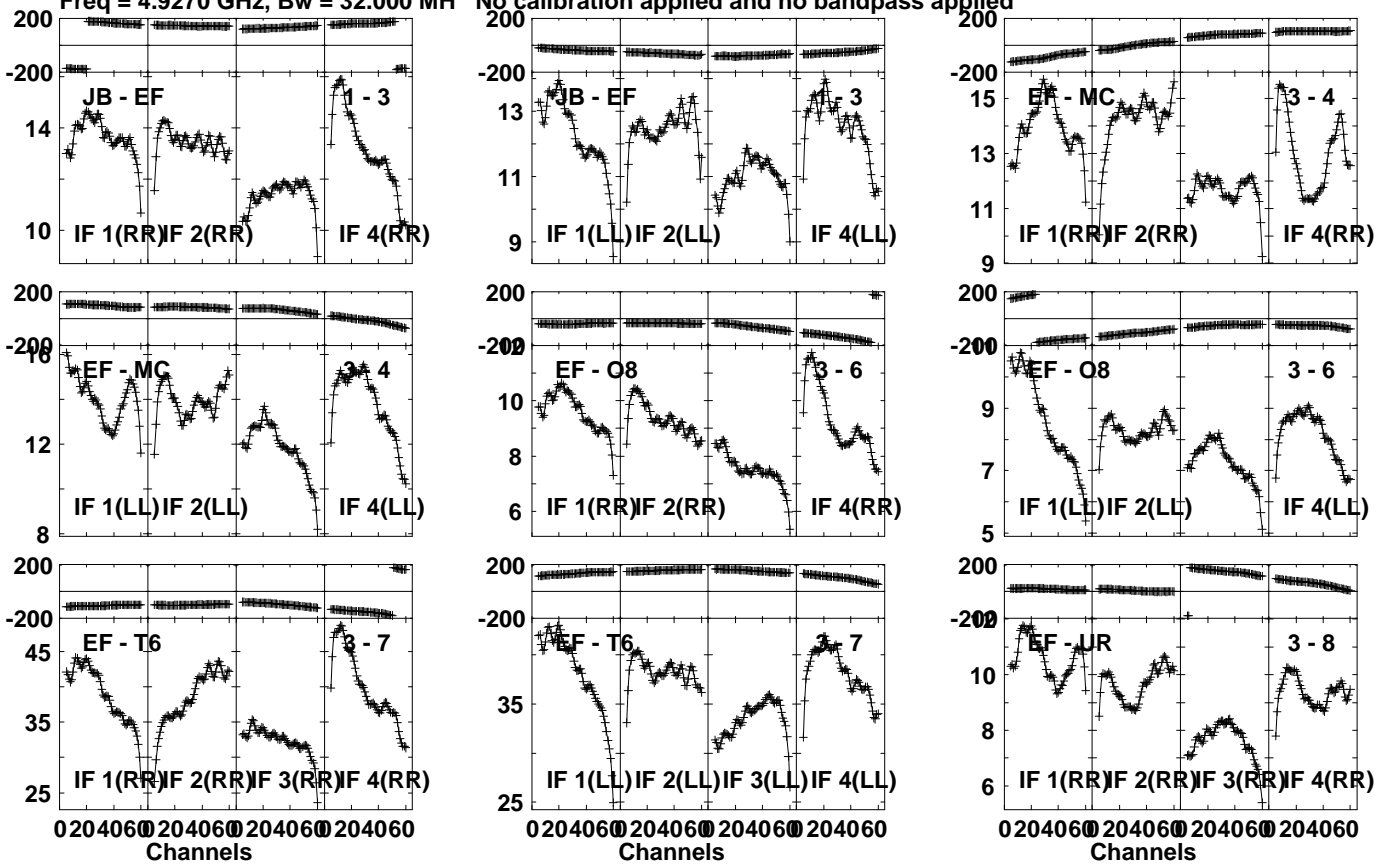
Lower frame: Micro Ampl Jy Top frame: Phas deg
Vector averaged cross-power spectrum Several baselines displayed
Timerange: 00/06:55:31 to 00/06:59:59

Plot file version 43 created 13-FEB-2023 17:06:04

J0958+65 EW029D 1.UVDATA.1

Freq = 4.9270 GHz, Bw = 32.000 MH

No calibration applied and no bandpass applied



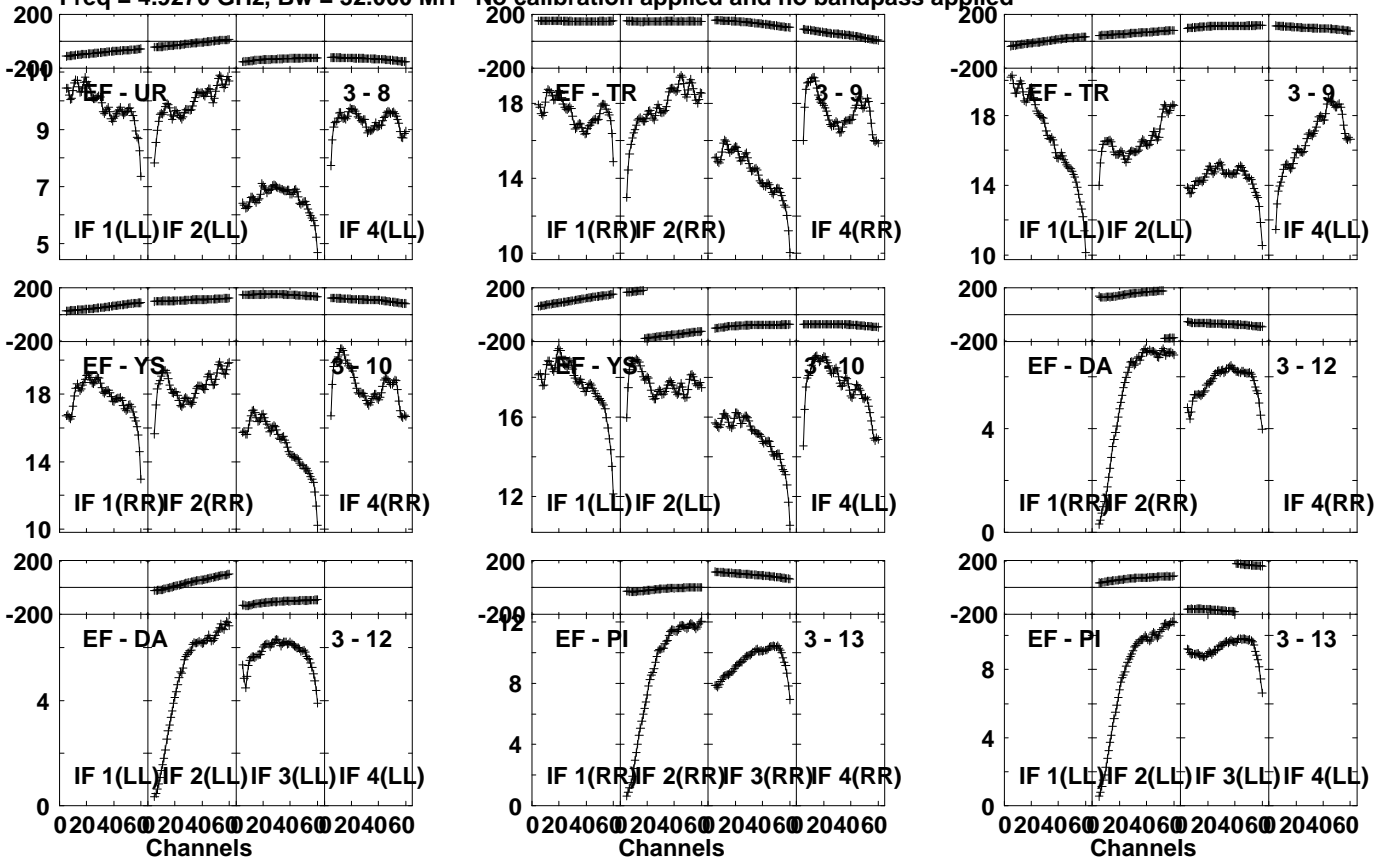
Lower frame: Milli Ampl Jy Top frame: Phas deg
Vector averaged cross-power spectrum Several baselines displayed
Timerange: 00/07:00:41 to 00/07:02:30

Plot file version 44 created 13-FEB-2023 17:06:04

J0958+65 EW029D 1.UVDATA.1

Freq = 4.9270 GHz, Bw = 32.000 MH

No calibration applied and no bandpass applied

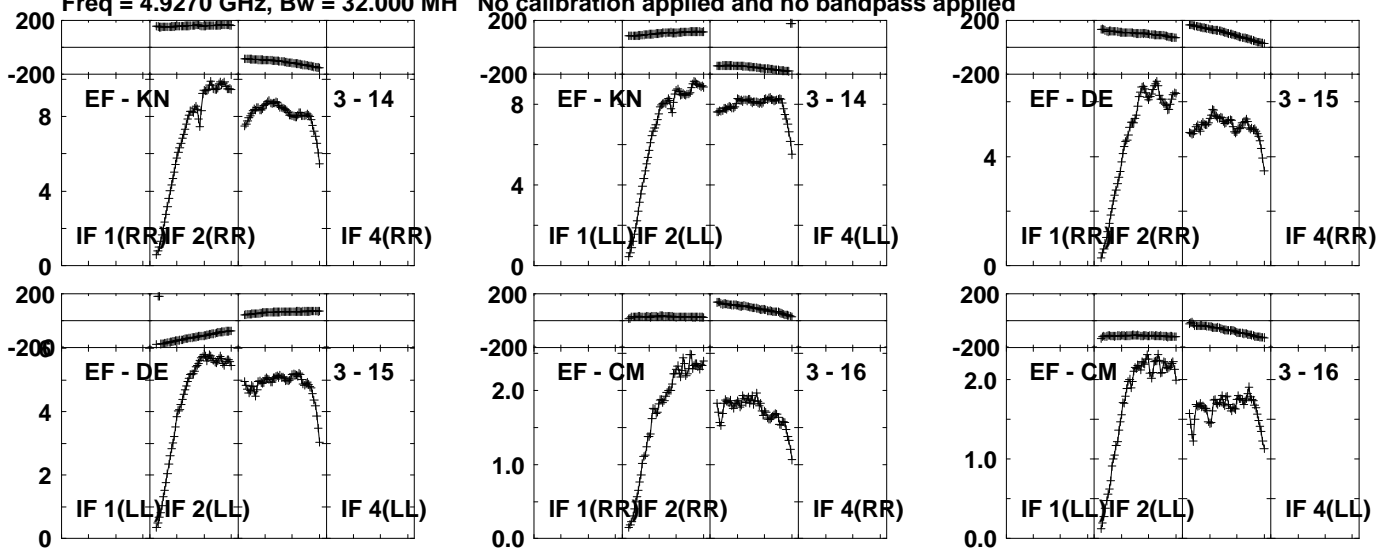


Lower frame: Milli Ampl Jy Top frame: Phas deg
Vector averaged cross-power spectrum Several baselines displayed
Timerange: 00/07:00:41 to 00/07:02:30

Plot file version 45 created 13-FEB-2023 17:06:04

J0958+65 EW029D 1.UVDATA.1

Freq = 4.9270 GHz, Bw = 32.000 MH No calibration applied and no bandpass applied

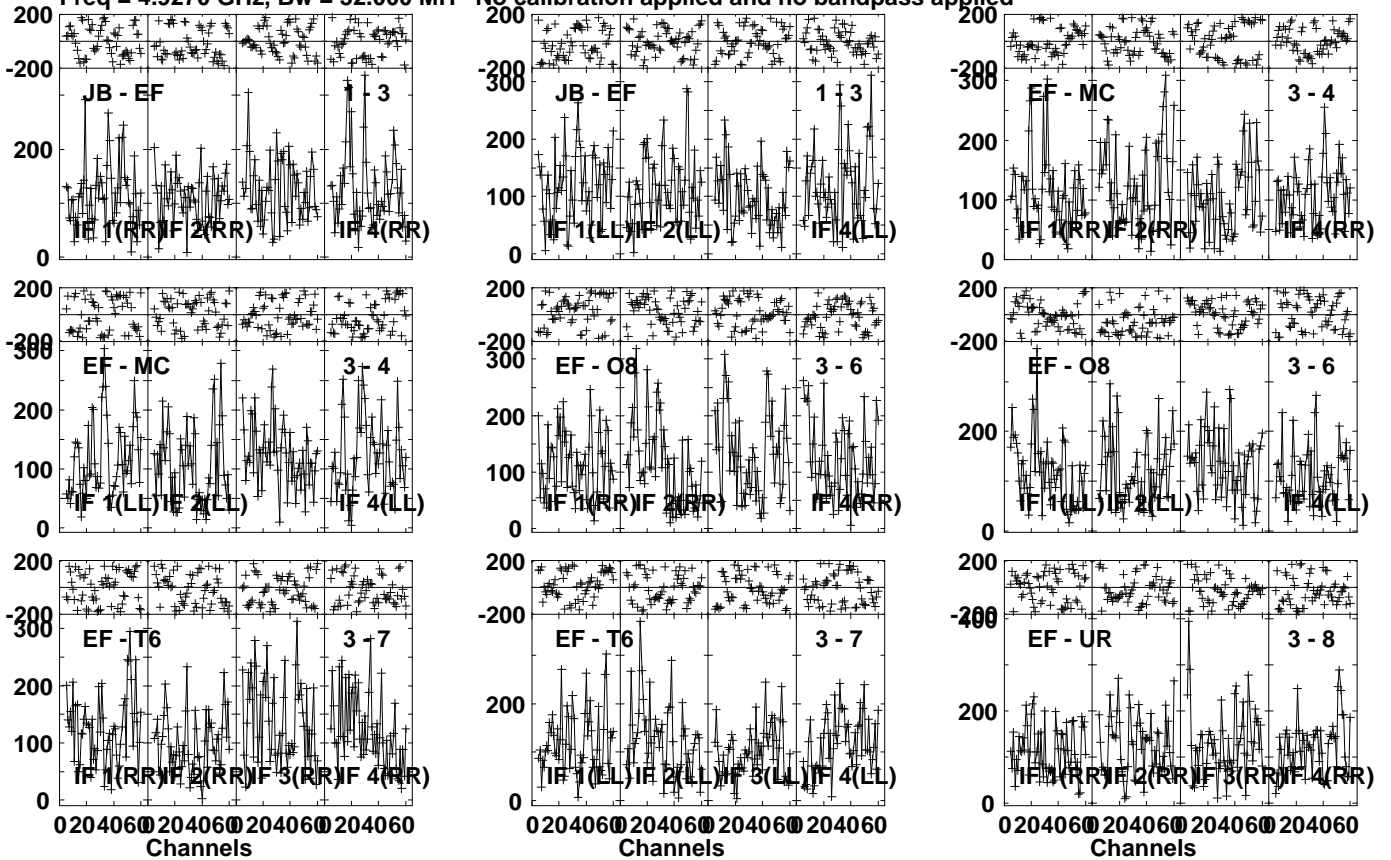


Lower frame: Milli Ampl Jy Top frame: Phas deg
Vector averaged cross-power spectrum Several baselines displayed
Timerange: 00/07:00:41 to 00/07:02:30

Plot file version 46 created 13-FEB-2023 17:06:04

EW02900 EW029D 1.UVDATA.1

Freq = 4.9270 GHz, Bw = 32.000 MH No calibration applied and no bandpass applied

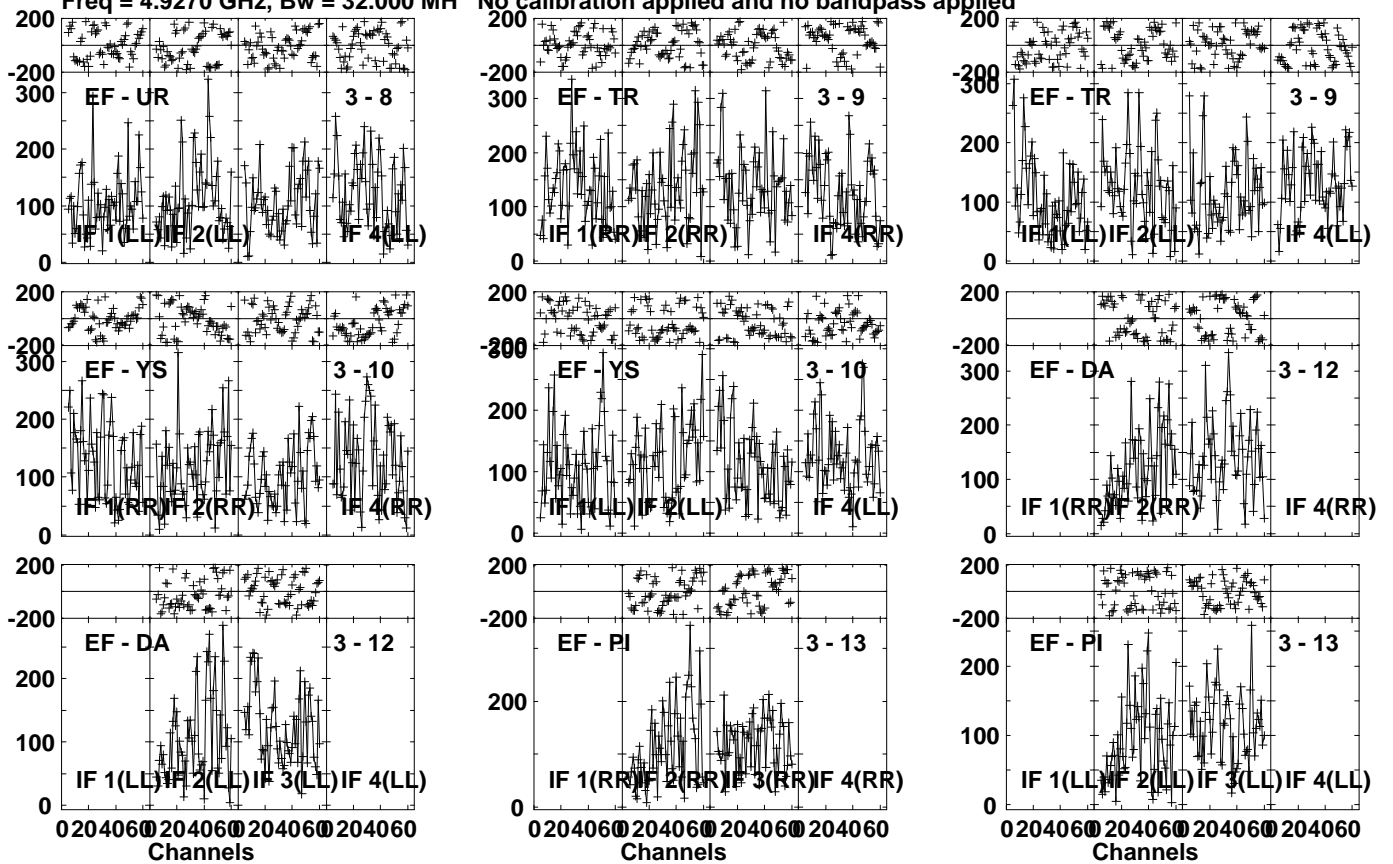


Lower frame: Micro Ampl Jy Top frame: Phas deg
Vector averaged cross-power spectrum Several baselines displayed
Timerange: 00/07:02:31 to 00/07:06:59

Plot file version 47 created 13-FEB-2023 17:06:04

EW02900 EW029D 1.UVDATA.1

Freq = 4.9270 GHz, Bw = 32.000 MH No calibration applied and no bandpass applied



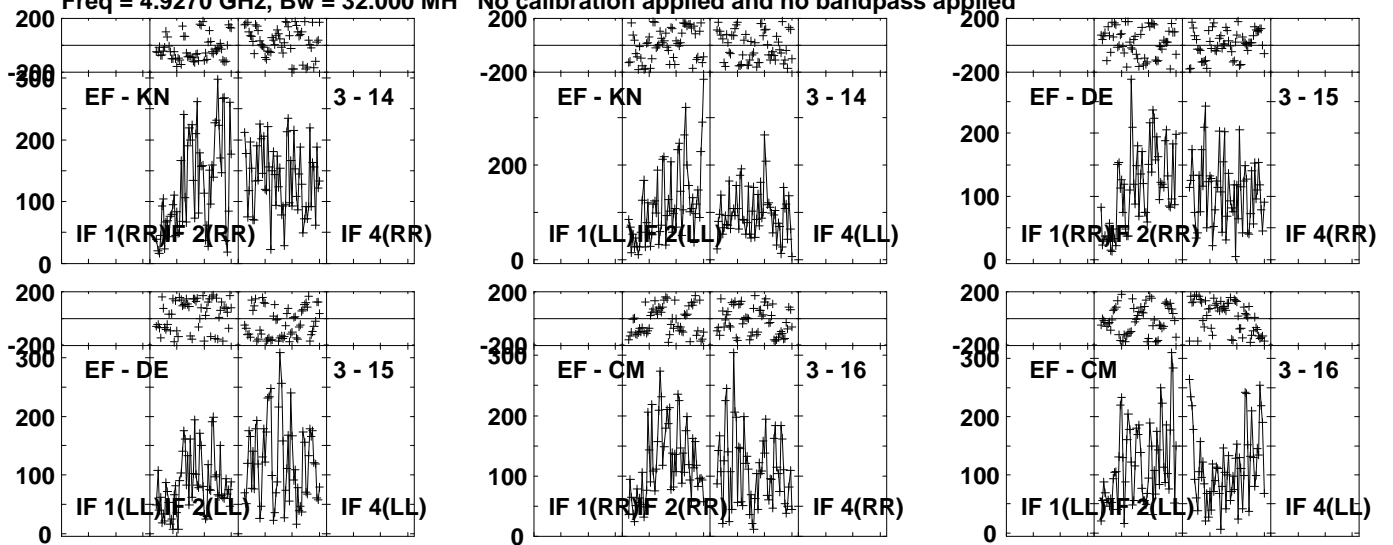
Lower frame: Micro Ampl Jy Top frame: Phas deg
Vector averaged cross-power spectrum Several baselines displayed
Timerange: 00/07:02:31 to 00/07:06:59

Plot file version 48 created 13-FEB-2023 17:06:05

EW02900 EW029D 1.UVDATA.1

Freq = 4.9270 GHz, Bw = 32.000 MH

No calibration applied and no bandpass applied



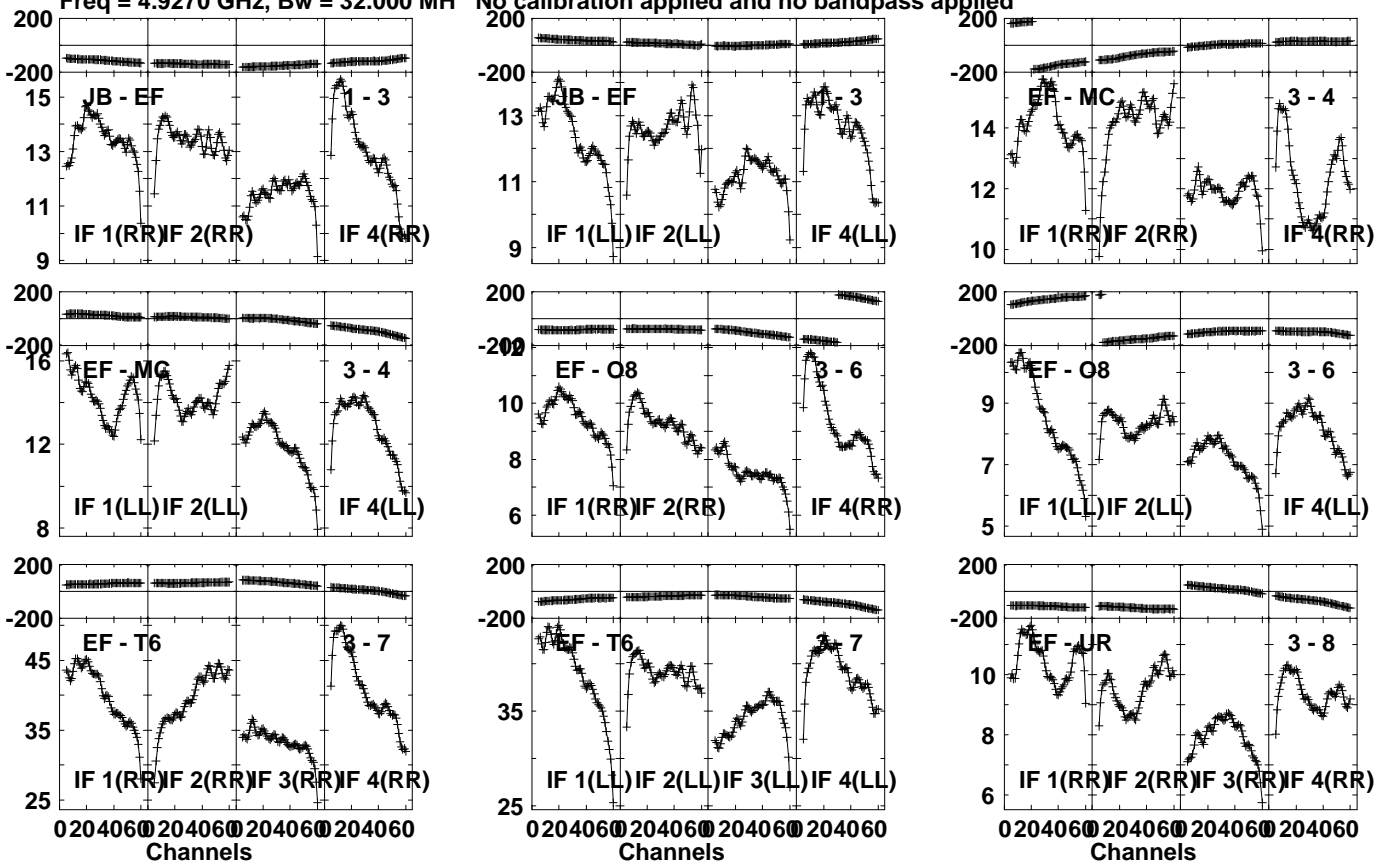
Lower frame: Micro Ampl Jy Top frame: Phas deg
Vector averaged cross-power spectrum Several baselines displayed
Timerange: 00/07:02:31 to 00/07:06:59

Plot file version 49 created 13-FEB-2023 17:06:05

J0958+65 EW029D 1.UVDATA.1

Freq = 4.9270 GHz, Bw = 32.000 MH

No calibration applied and no bandpass applied



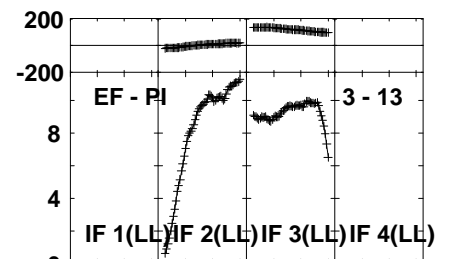
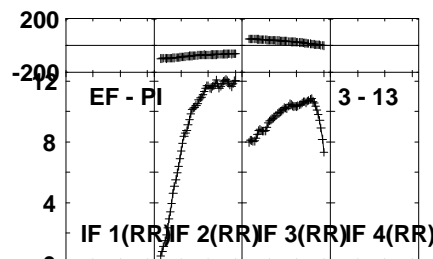
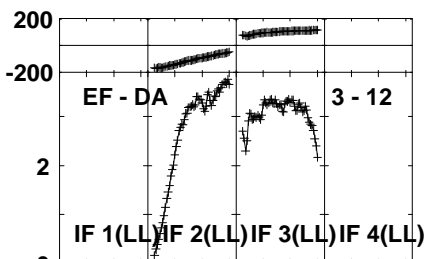
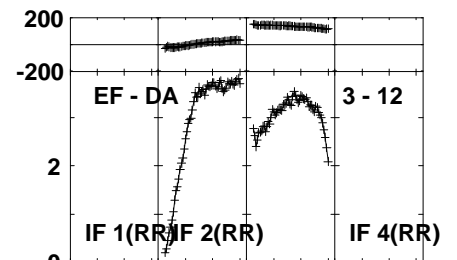
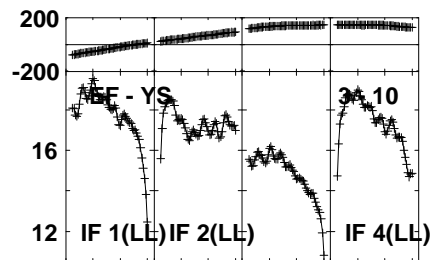
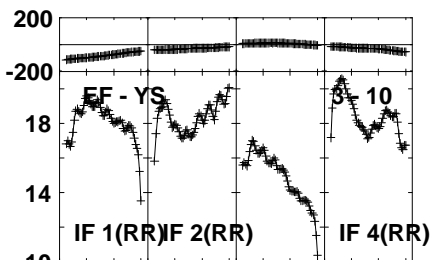
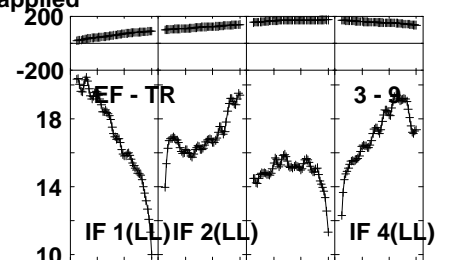
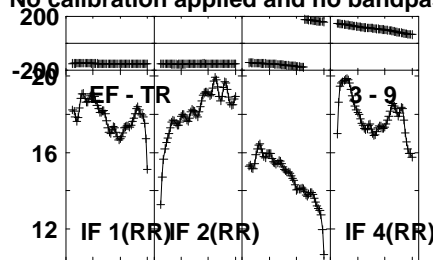
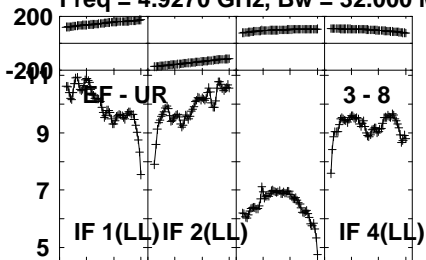
Lower frame: Milli Ampl Jy Top frame: Phas deg
Vector averaged cross-power spectrum Several baselines displayed
Timerange: 00/07:07:00 to 00/07:09:30

Plot file version 50 created 13-FEB-2023 17:06:05

J0958+65 EW029D 1.UVDATA.1

Freq = 4.9270 GHz, Bw = 32.000 MH

No calibration applied and no bandpass applied



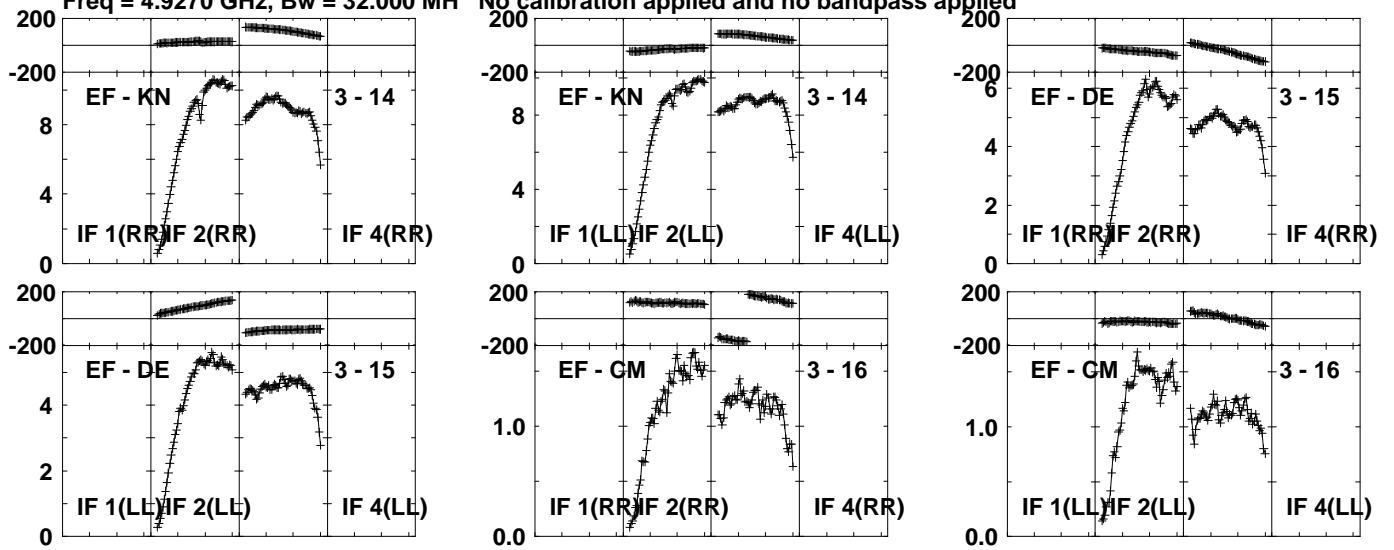
Lower frame: Milli Ampl Jy Top frame: Phas deg
Vector averaged cross-power spectrum Several baselines displayed
Timerange: 00/07:07:00 to 00/07:09:30

Plot file version 51 created 13-FEB-2023 17:06:05

J0958+65 EW029D 1.UVDATA.1

Freq = 4.9270 GHz, Bw = 32.000 MH

No calibration applied and no bandpass applied

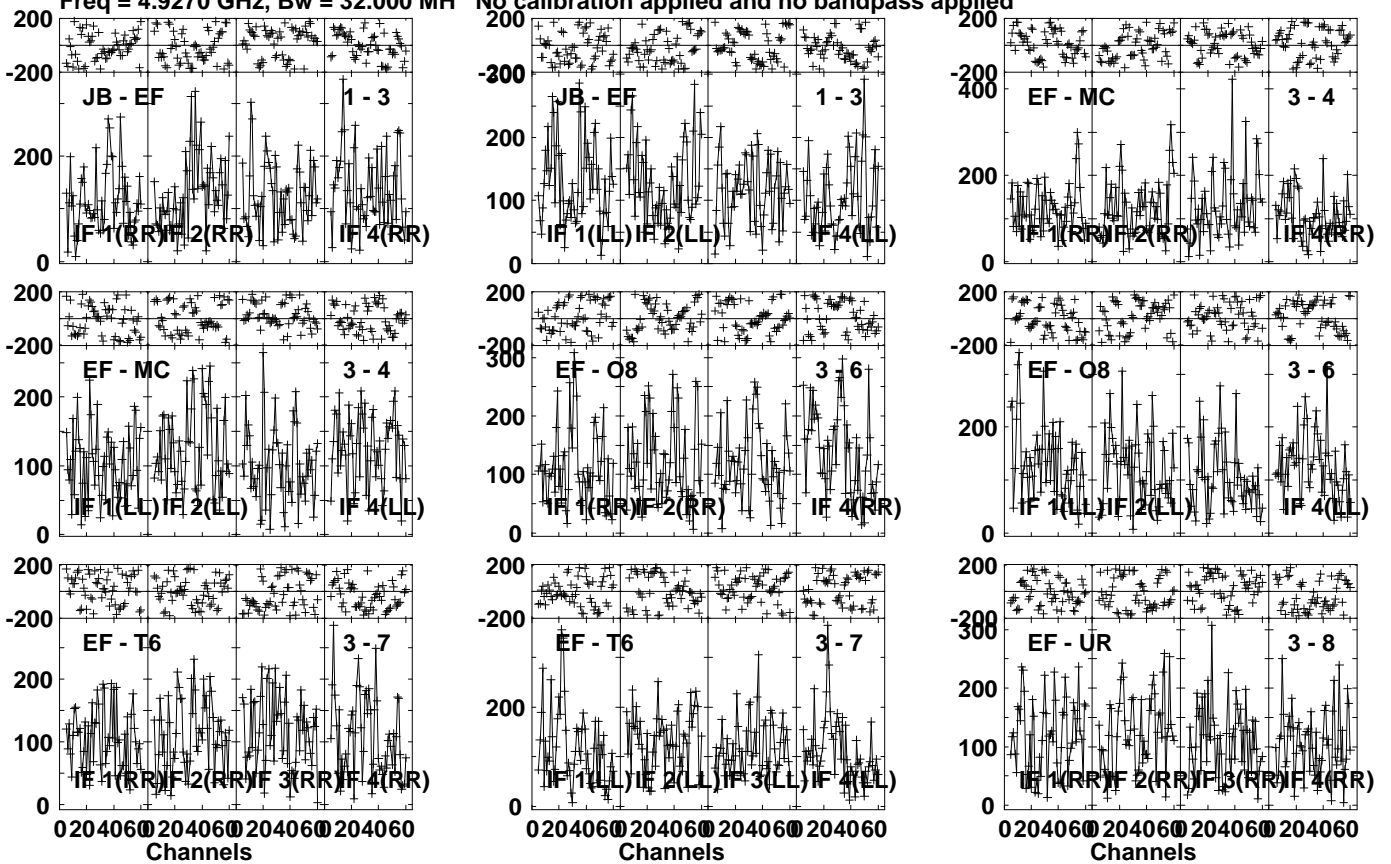


Lower frame: Milli Ampl Jy Top frame: Phas deg
Vector averaged cross-power spectrum Several baselines displayed
Timerange: 00/07:07:00 to 00/07:09:30

Plot file version 52 created 13-FEB-2023 17:06:05

EW02900 EW029D 1.UVDATA.1

Freq = 4.9270 GHz, Bw = 32.000 MH No calibration applied and no bandpass applied

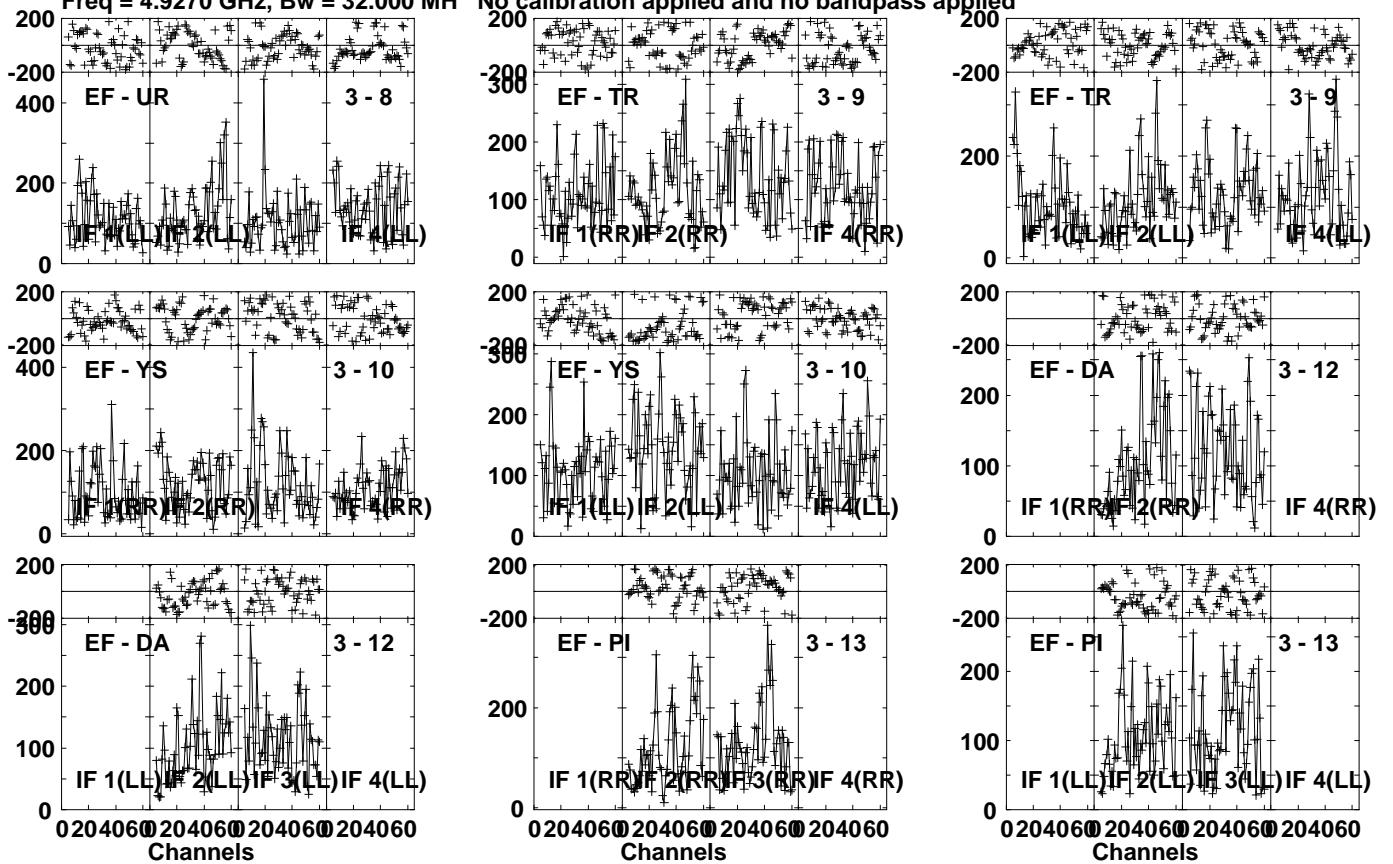


Lower frame: Micro Ampl Jy Top frame: Phas deg
Vector averaged cross-power spectrum Several baselines displayed
Timerange: 00/07:09:31 to 00/07:13:59

Plot file version 53 created 13-FEB-2023 17:06:05

EW02900 EW029D 1.UVDATA.1

Freq = 4.9270 GHz, Bw = 32.000 MH No calibration applied and no bandpass applied

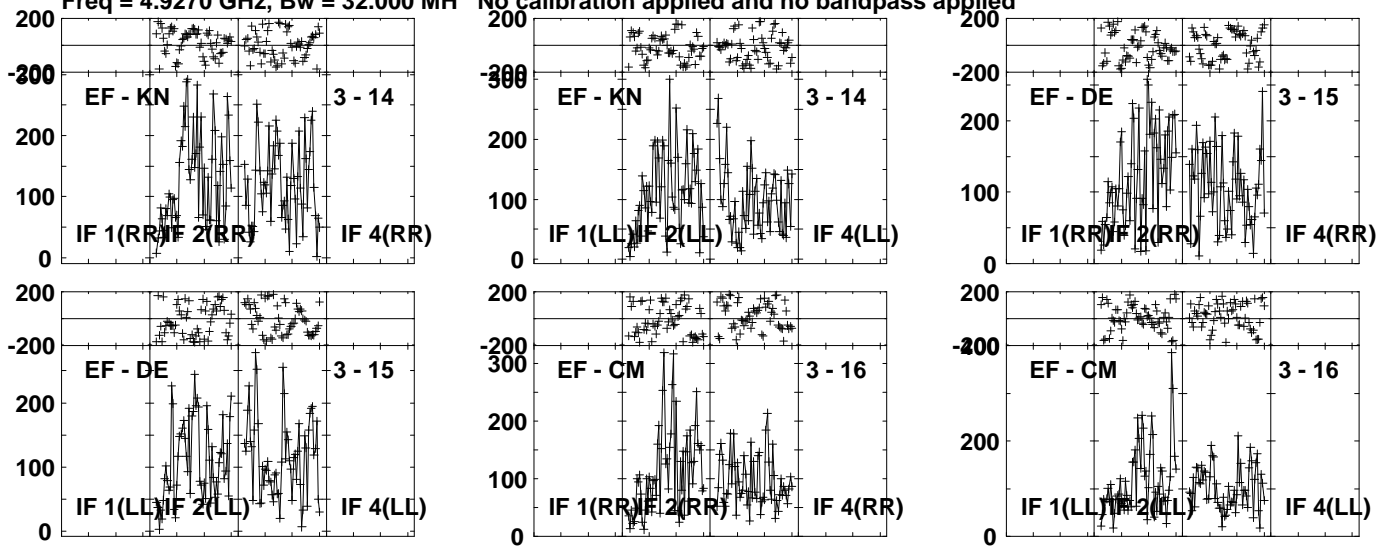


Lower frame: Micro Ampl Jy Top frame: Phas deg
Vector averaged cross-power spectrum Several baselines displayed
Timerange: 00/07:09:31 to 00/07:13:59

Plot file version 54 created 13-FEB-2023 17:06:05

EW02900 EW029D 1.UVDATA.1

Freq = 4.9270 GHz, Bw = 32.000 MH No calibration applied and no bandpass applied



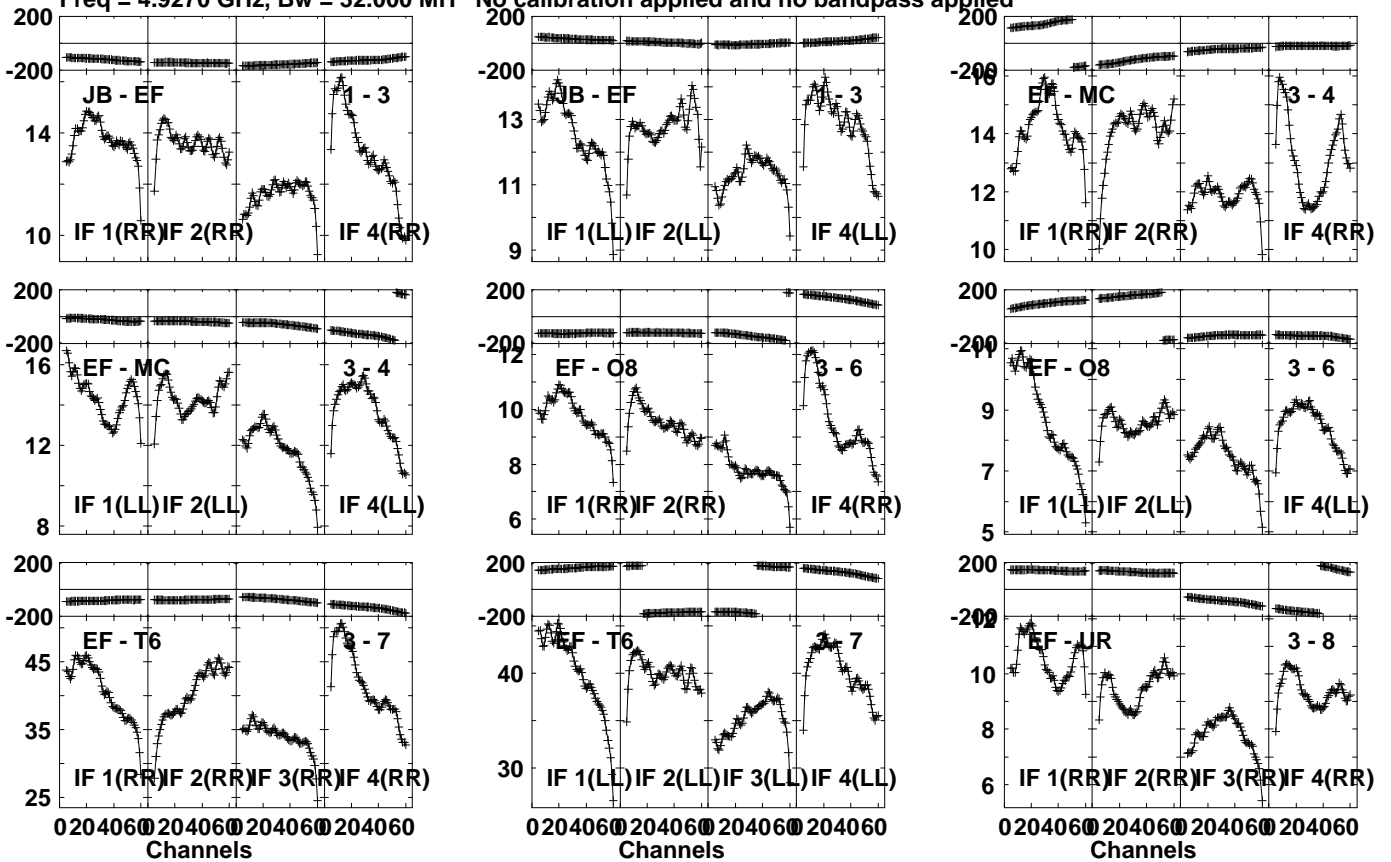
Lower frame: Micro Ampl Jy Top frame: Phas deg
Vector averaged cross-power spectrum Several baselines displayed
Timerange: 00/07:09:31 to 00/07:13:59

Plot file version 55 created 13-FEB-2023 17:06:05

J0958+65 EW029D 1.UVDATA.1

Freq = 4.9270 GHz, Bw = 32.000 MH

No calibration applied and no bandpass applied



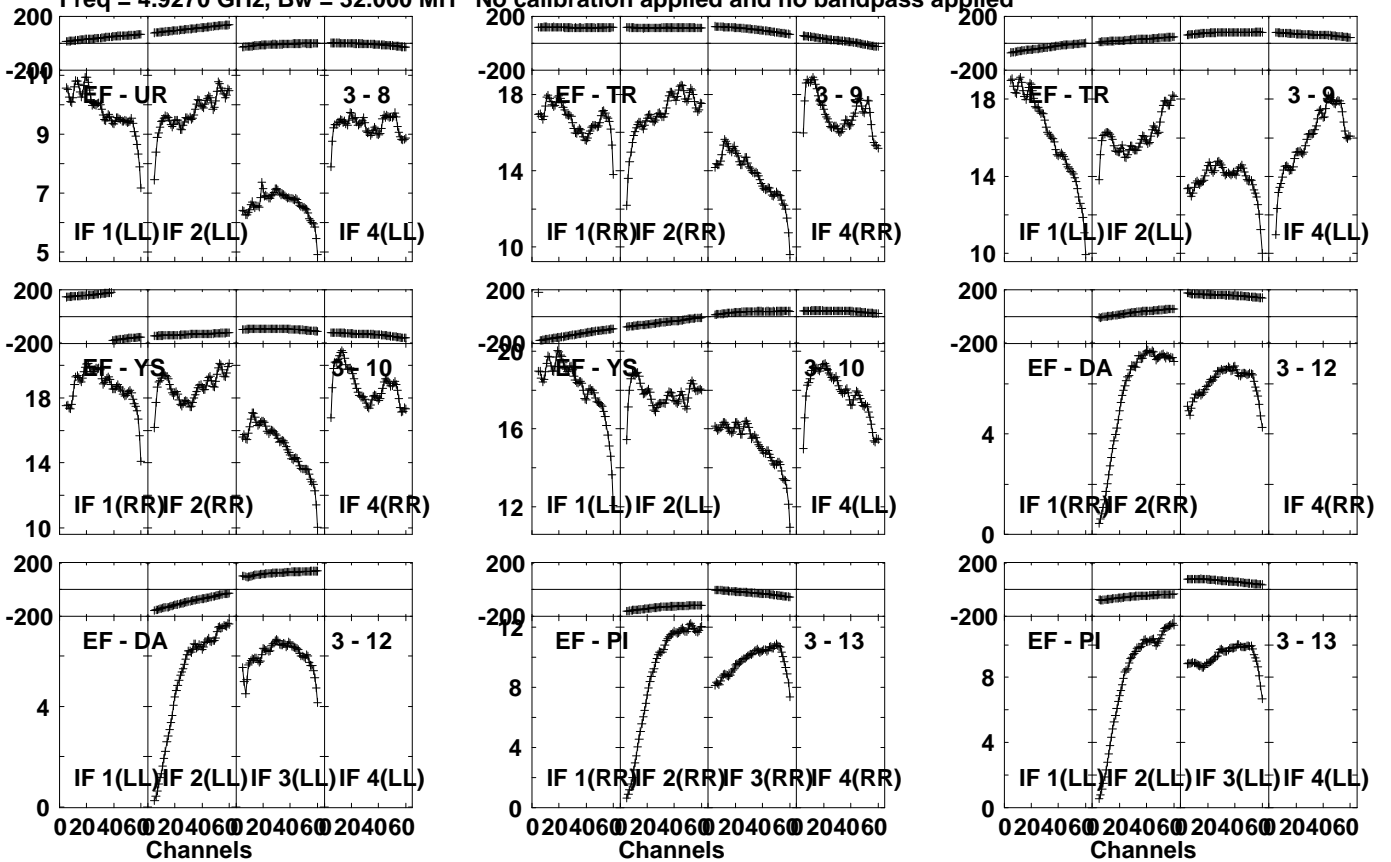
Lower frame: Milli Ampl Jy Top frame: Phas deg
Vector averaged cross-power spectrum Several baselines displayed
Timerange: 00/07:14:41 to 00/07:16:30

Plot file version 56 created 13-FEB-2023 17:06:06

J0958+65 EW029D 1.UVDATA.1

Freq = 4.9270 GHz, Bw = 32.000 MH

No calibration applied and no bandpass applied



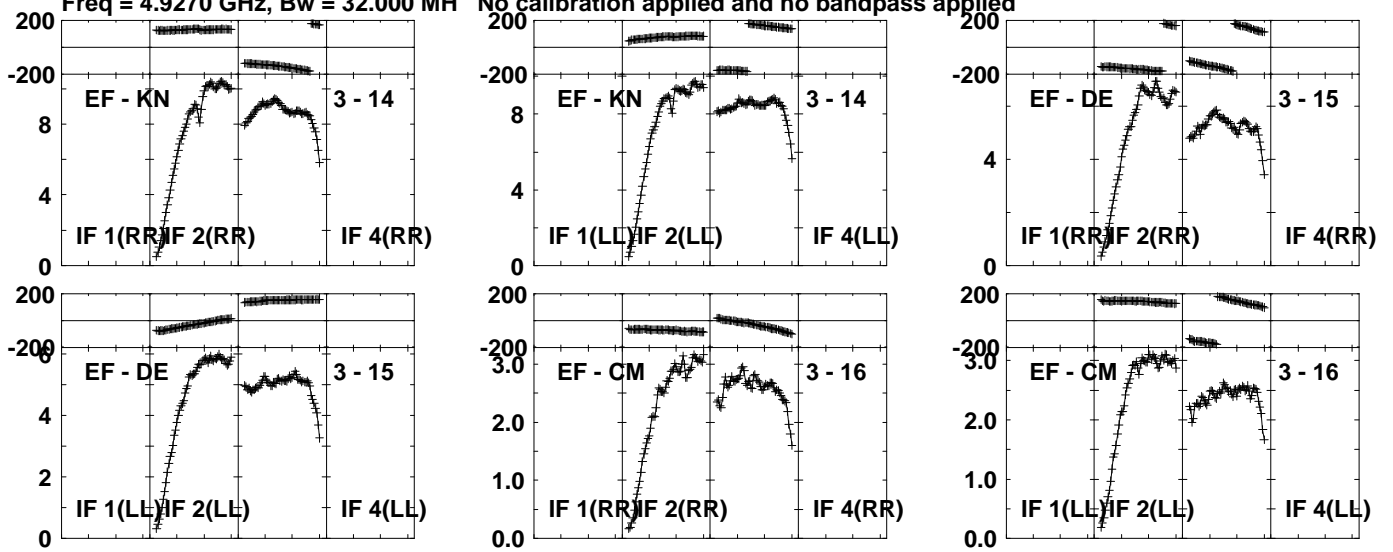
Lower frame: Milli Ampl Jy Top frame: Phas deg
Vector averaged cross-power spectrum Several baselines displayed
Timerange: 00/07:14:41 to 00/07:16:30

Plot file version 57 created 13-FEB-2023 17:06:06

J0958+65 EW029D 1.UVDATA.1

Freq = 4.9270 GHz, Bw = 32.000 MH

No calibration applied and no bandpass applied

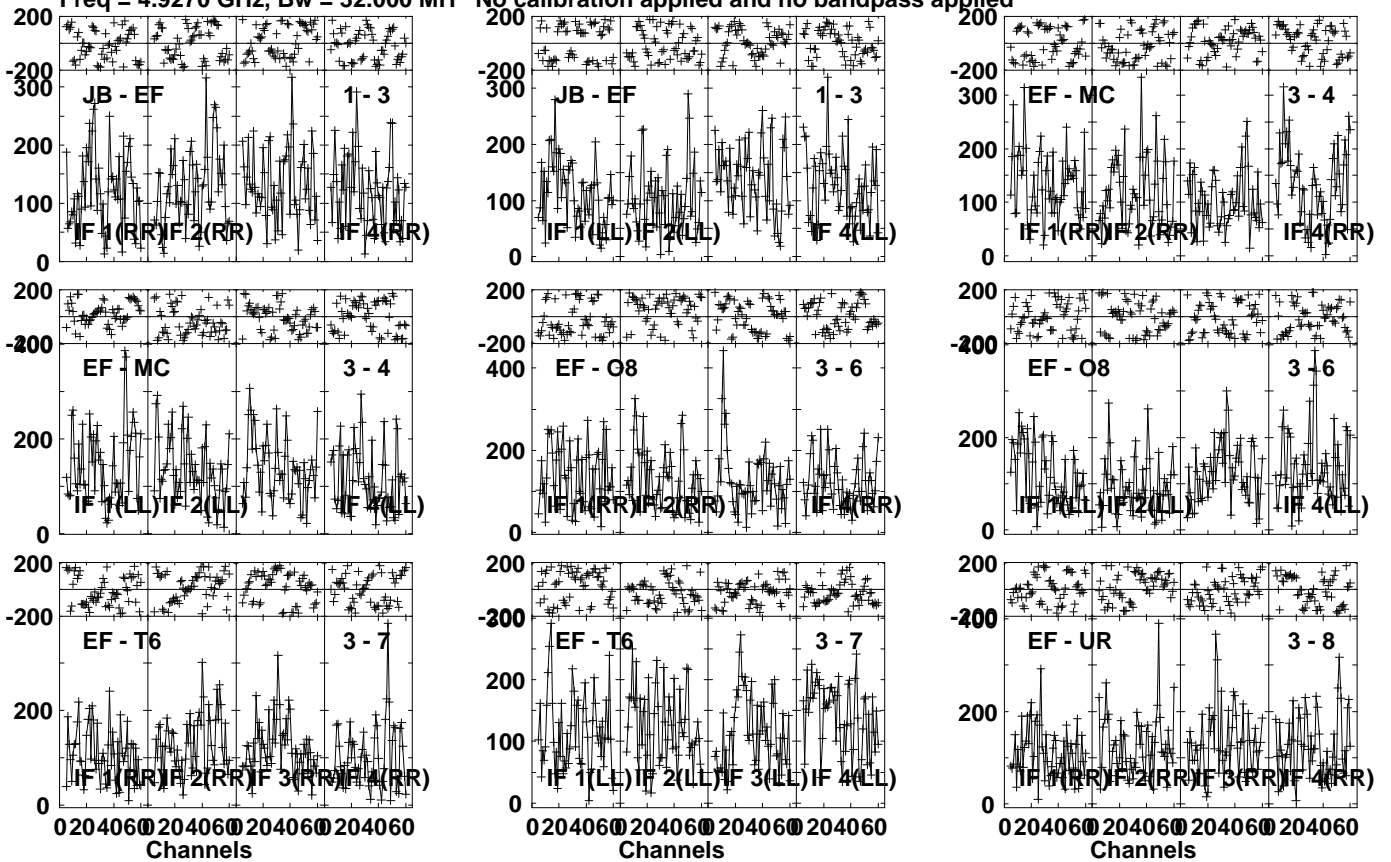


Lower frame: Milli Ampl Jy Top frame: Phas deg
Vector averaged cross-power spectrum Several baselines displayed
Timerange: 00/07:14:41 to 00/07:16:30

Plot file version 58 created 13-FEB-2023 17:06:06

EW02900 EW029D 1.UVDATA.1

Freq = 4.9270 GHz, Bw = 32.000 MH No calibration applied and no bandpass applied

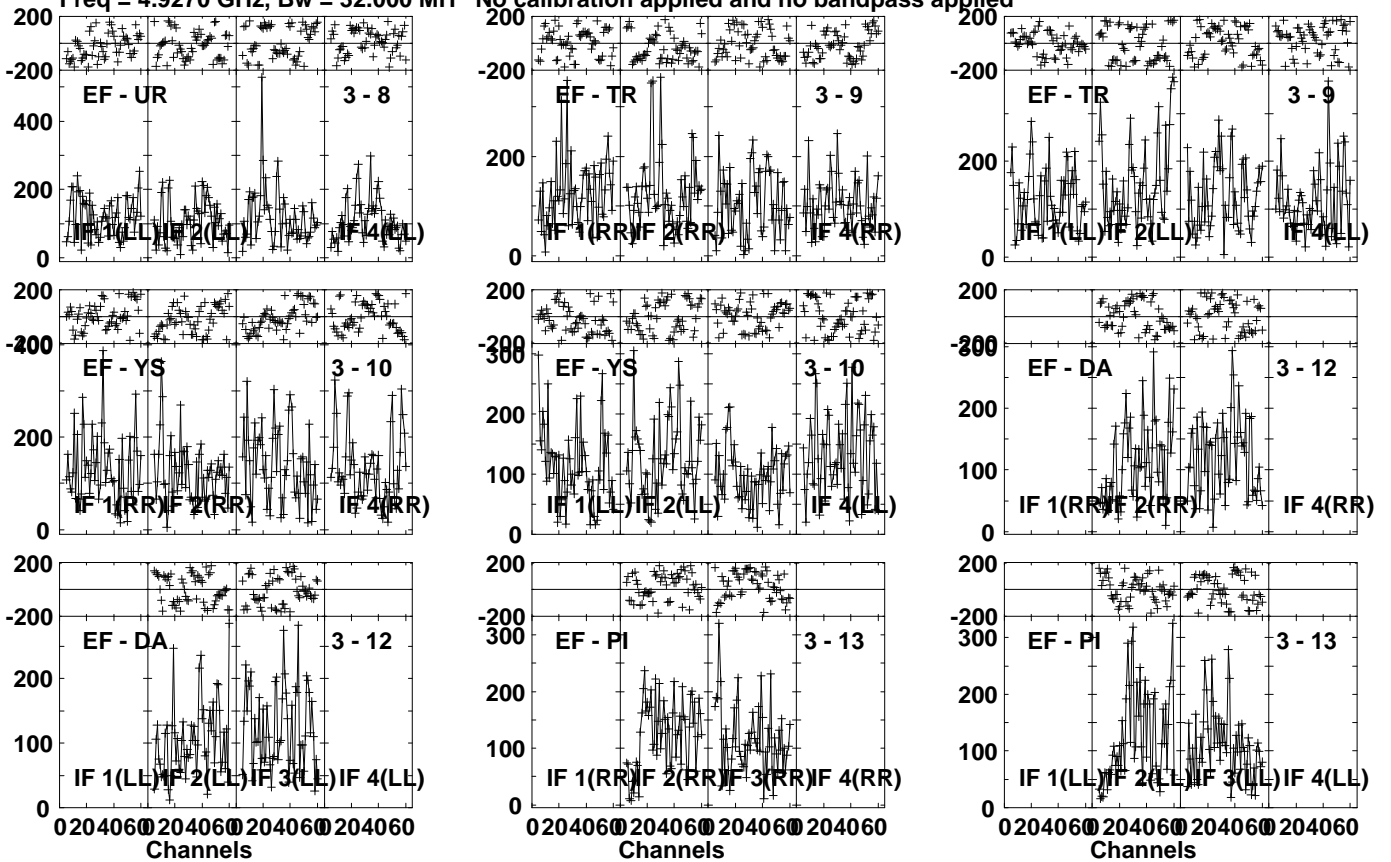


Lower frame: Micro Ampl Jy Top frame: Phas deg
Vector averaged cross-power spectrum Several baselines displayed
Timerange: 00/07:16:30 to 00/07:21:00

Plot file version 59 created 13-FEB-2023 17:06:06

EW02900 EW029D 1.UVDATA.1

Freq = 4.9270 GHz, Bw = 32.000 MH No calibration applied and no bandpass applied

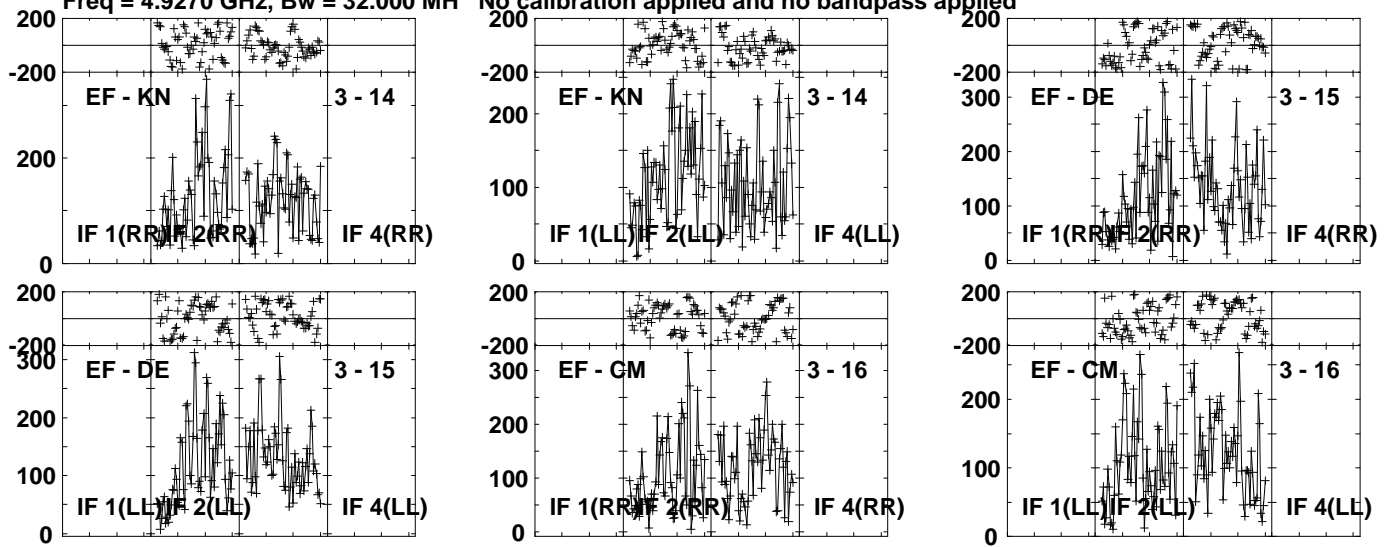


Lower frame: Micro Ampl Jy Top frame: Phas deg
Vector averaged cross-power spectrum Several baselines displayed
Timerange: 00/07:16:30 to 00/07:21:00

Plot file version 60 created 13-FEB-2023 17:06:06

EW02900 EW029D 1.UVDATA.1

Freq = 4.9270 GHz, Bw = 32.000 MH No calibration applied and no bandpass applied



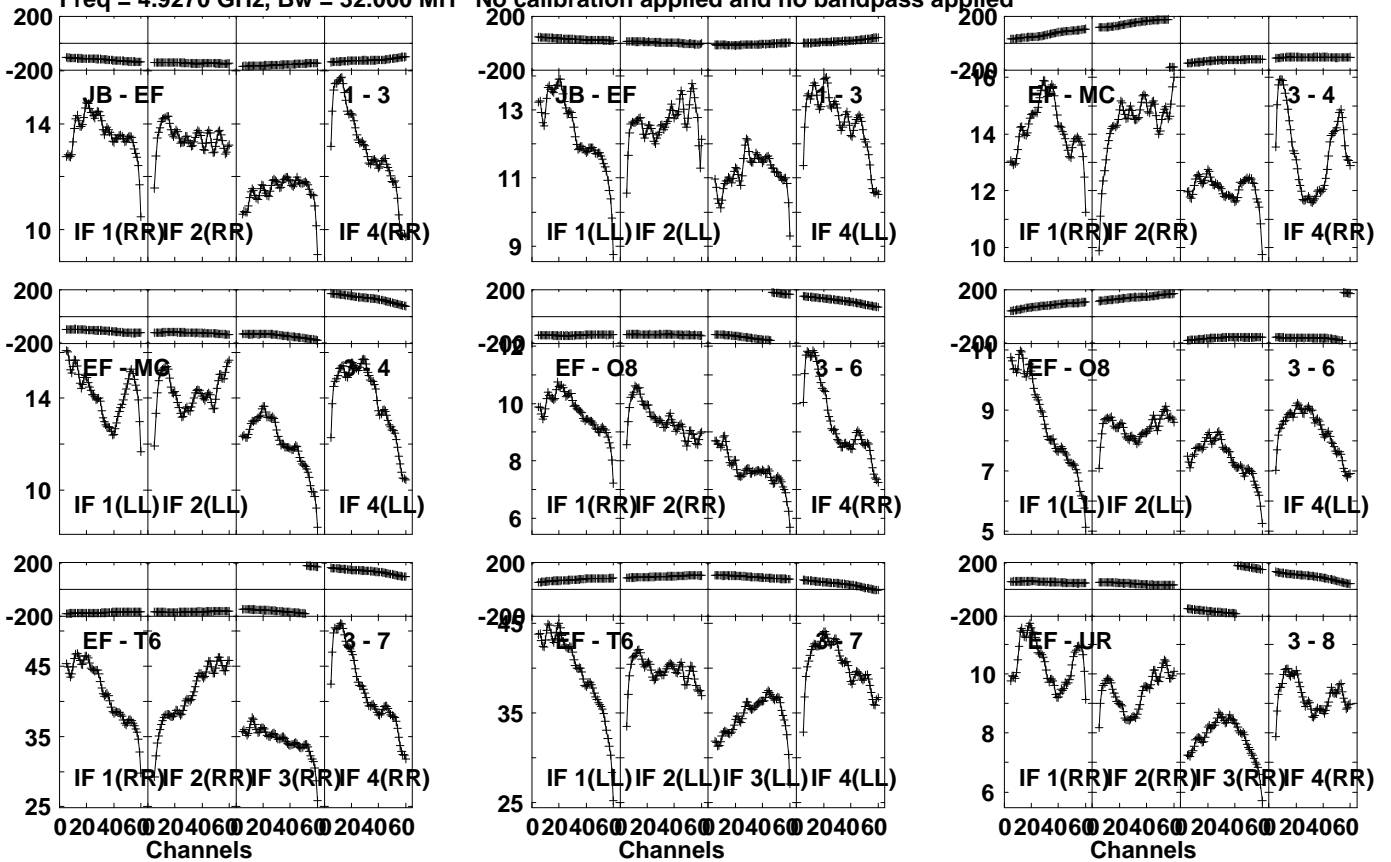
Lower frame: Micro Ampl Jy Top frame: Phas deg
Vector averaged cross-power spectrum Several baselines displayed
Timerange: 00/07:16:30 to 00/07:21:00

Plot file version 61 created 13-FEB-2023 17:06:06

J0958+65 EW029D 1.UVDATA.1

Freq = 4.9270 GHz, Bw = 32.000 MH

No calibration applied and no bandpass applied



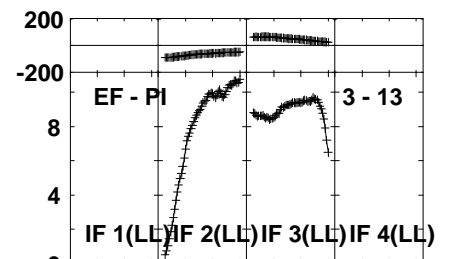
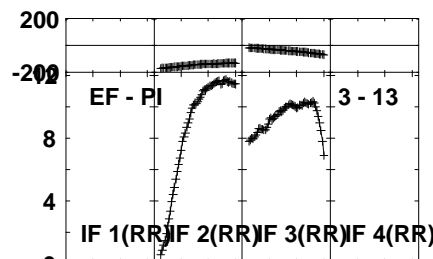
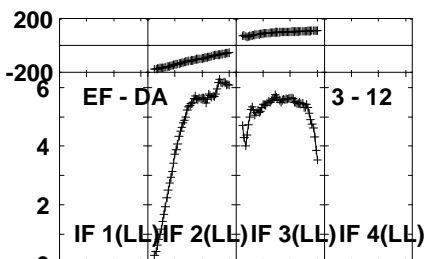
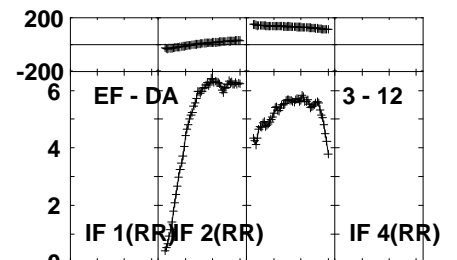
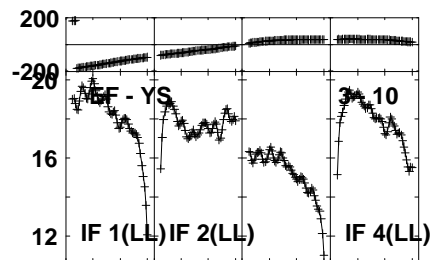
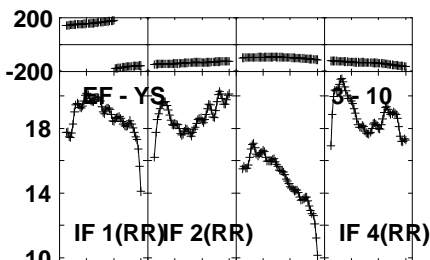
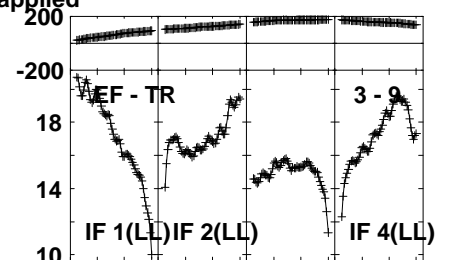
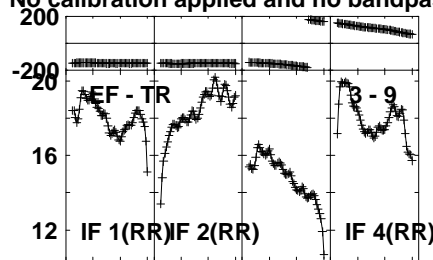
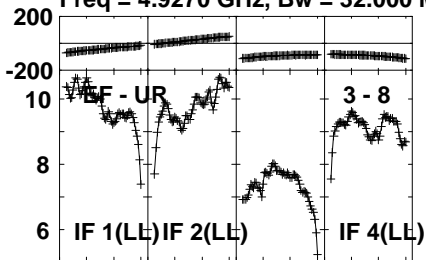
Lower frame: Milli Ampl Jy Top frame: Phas deg
Vector averaged cross-power spectrum Several baselines displayed
Timerange: 00/07:21:40 to 00/07:23:30

Plot file version 62 created 13-FEB-2023 17:06:06

J0958+65 EW029D 1.UVDATA.1

Freq = 4.9270 GHz, Bw = 32.000 MH

No calibration applied and no bandpass applied



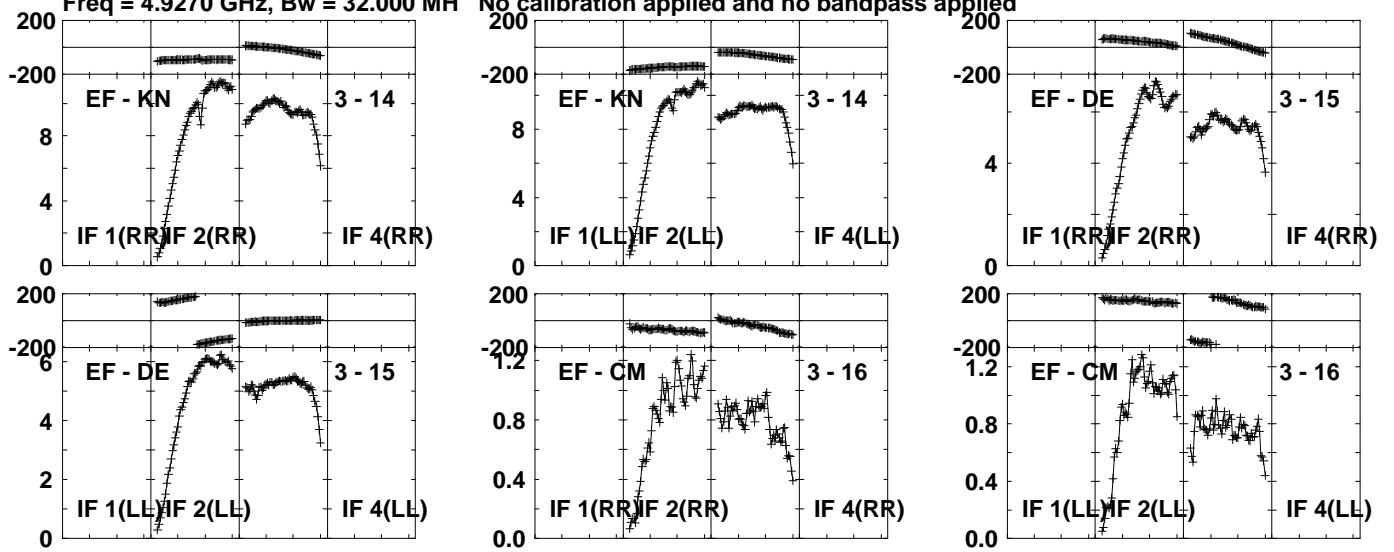
Lower frame: Milli Ampl Jy Top frame: Phas deg
Vector averaged cross-power spectrum Several baselines displayed
Timerange: 00/07:21:40 to 00/07:23:30

Plot file version 63 created 13-FEB-2023 17:06:07

J0958+65 EW029D 1.UVDATA.1

Freq = 4.9270 GHz, Bw = 32.000 MH

No calibration applied and no bandpass applied



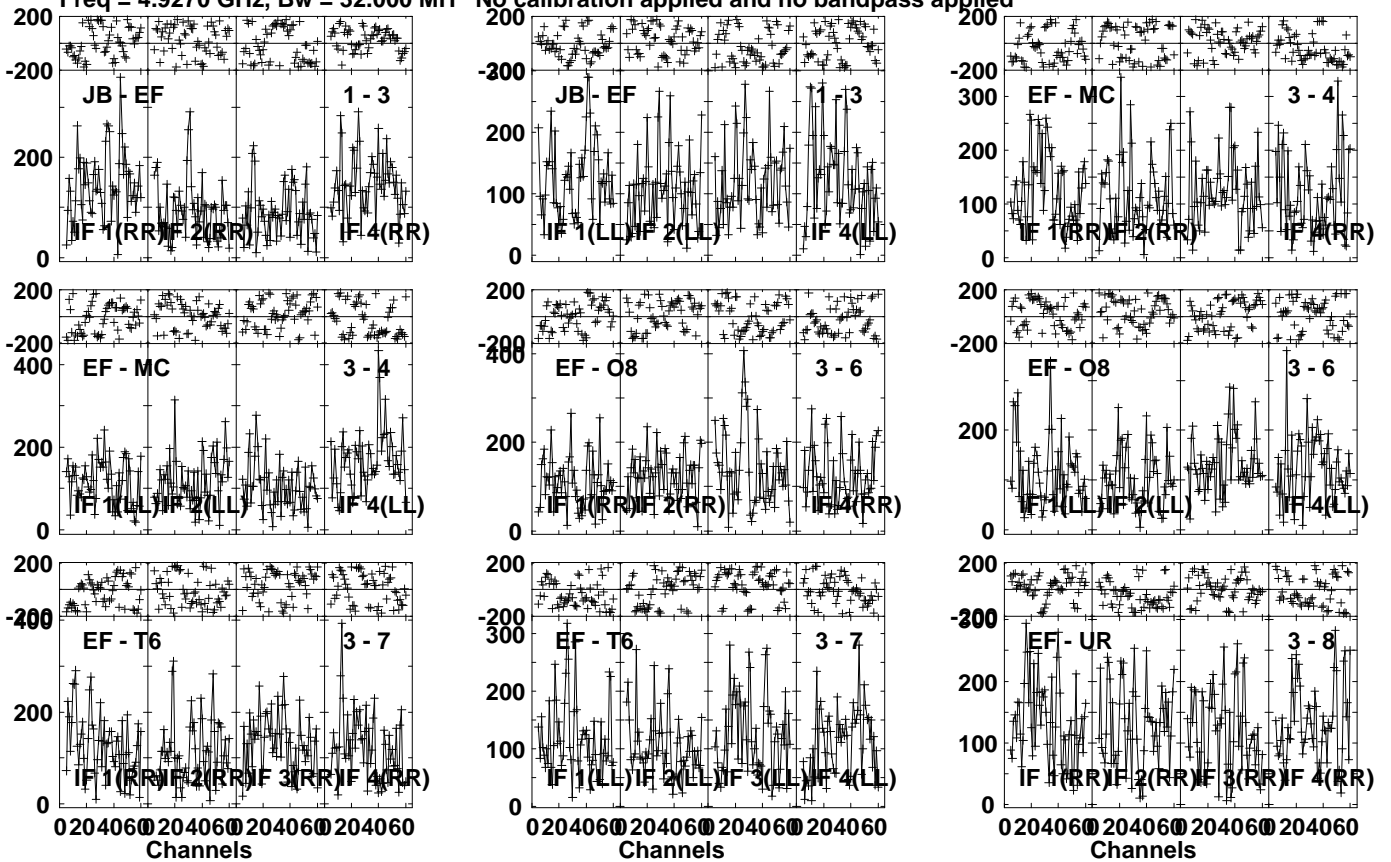
Lower frame: Milli Ampl Jy Top frame: Phas deg
Vector averaged cross-power spectrum Several baselines displayed
Timerange: 00/07:21:40 to 00/07:23:30

Plot file version 64 created 13-FEB-2023 17:06:07

EW02900 EW029D 1.UVDATA.1

Freq = 4.9270 GHz, Bw = 32.000 MH

No calibration applied and no bandpass applied

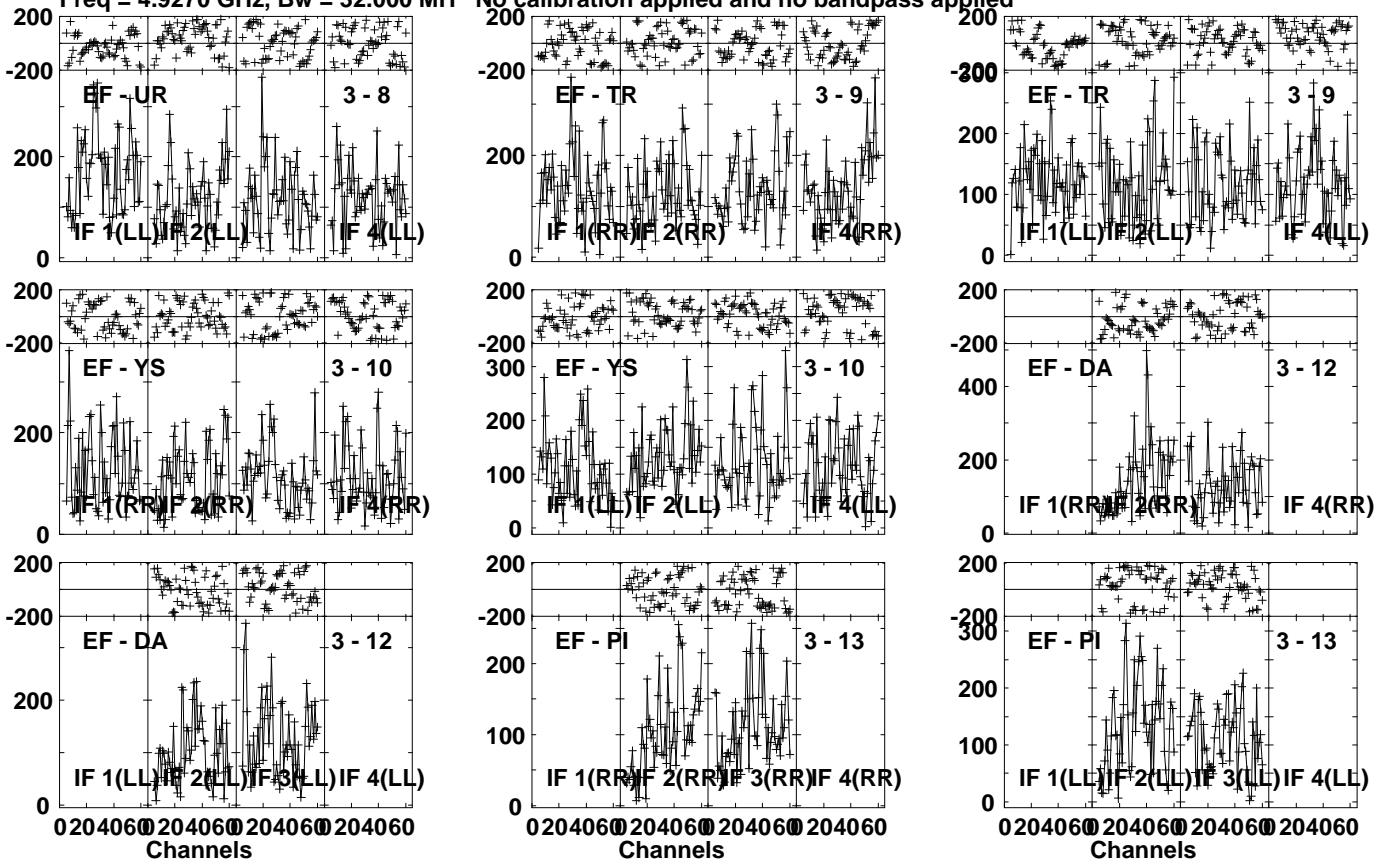


Lower frame: Micro Ampl Jy Top frame: Phas deg
Vector averaged cross-power spectrum Several baselines displayed
Timerange: 00/07:23:31 to 00/07:27:59

Plot file version 65 created 13-FEB-2023 17:06:07

EW02900 EW029D 1.UVDATA.1

Freq = 4.9270 GHz, Bw = 32.000 MH No calibration applied and no bandpass applied

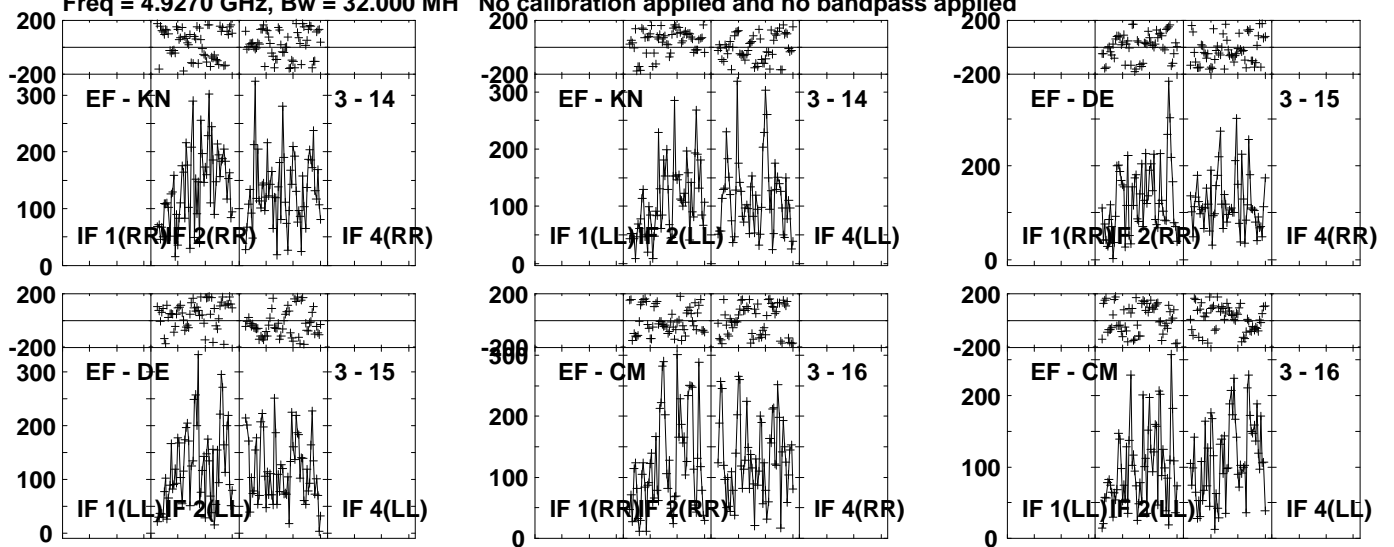


Lower frame: Micro Ampl Jy Top frame: Phas deg
Vector averaged cross-power spectrum Several baselines displayed
Timerange: 00/07:23:31 to 00/07:27:59

Plot file version 66 created 13-FEB-2023 17:06:07

EW02900 EW029D 1.UVDATA.1

Freq = 4.9270 GHz, Bw = 32.000 MH No calibration applied and no bandpass applied



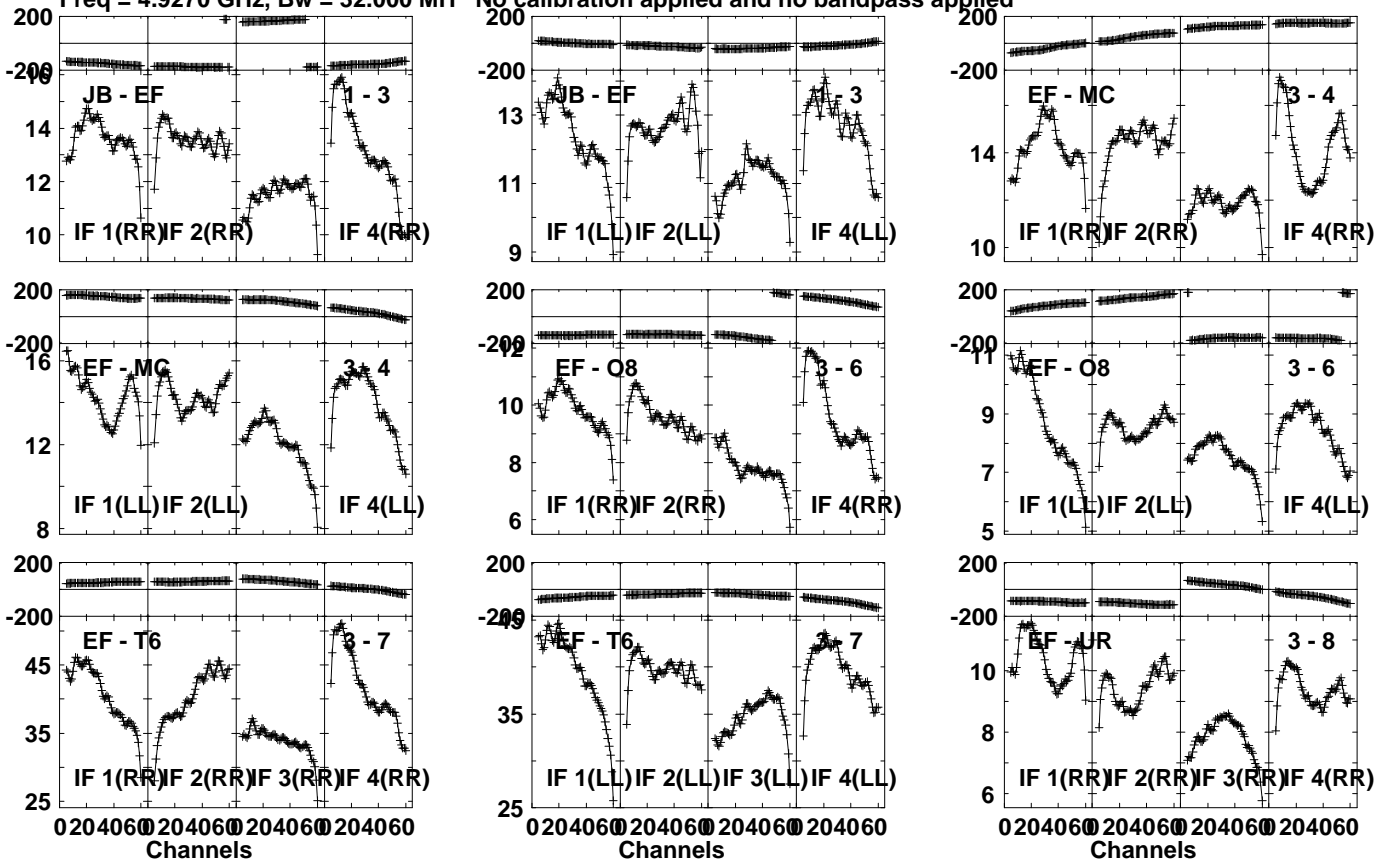
Lower frame: Micro Ampl Jy Top frame: Phas deg
Vector averaged cross-power spectrum Several baselines displayed
Timerange: 00/07:23:31 to 00/07:27:59

Plot file version 67 created 13-FEB-2023 17:06:07

J0958+65 EW029D 1.UVDATA.1

Freq = 4.9270 GHz, Bw = 32.000 MH

No calibration applied and no bandpass applied



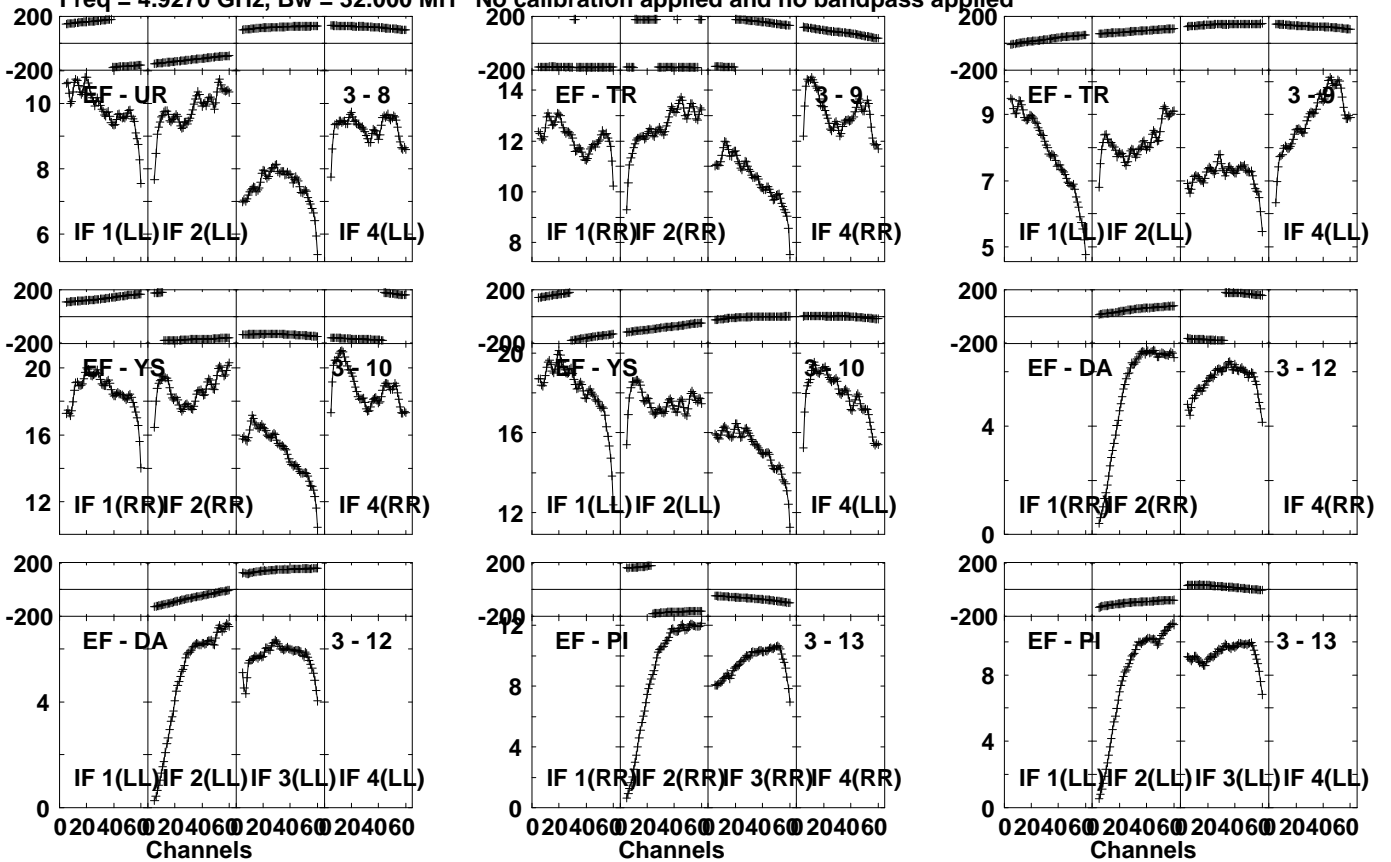
Lower frame: Milli Ampl Jy Top frame: Phas deg
Vector averaged cross-power spectrum Several baselines displayed
Timerange: 00/07:28:01 to 00/07:30:30

Plot file version 68 created 13-FEB-2023 17:06:07

J0958+65 EW029D 1.UVDATA.1

Freq = 4.9270 GHz, Bw = 32.000 MH

No calibration applied and no bandpass applied



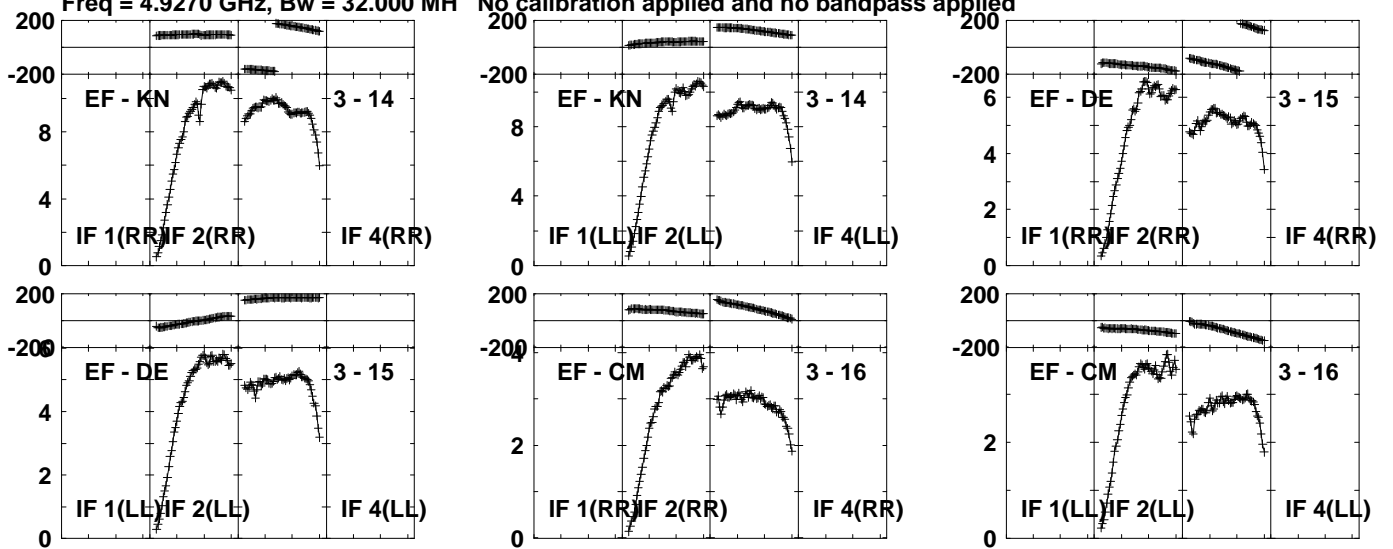
Lower frame: Milli Ampl Jy Top frame: Phas deg
Vector averaged cross-power spectrum Several baselines displayed
Timerange: 00/07:28:01 to 00/07:30:30

Plot file version 69 created 13-FEB-2023 17:06:07

J0958+65 EW029D 1.UVDATA.1

Freq = 4.9270 GHz, Bw = 32.000 MH

No calibration applied and no bandpass applied



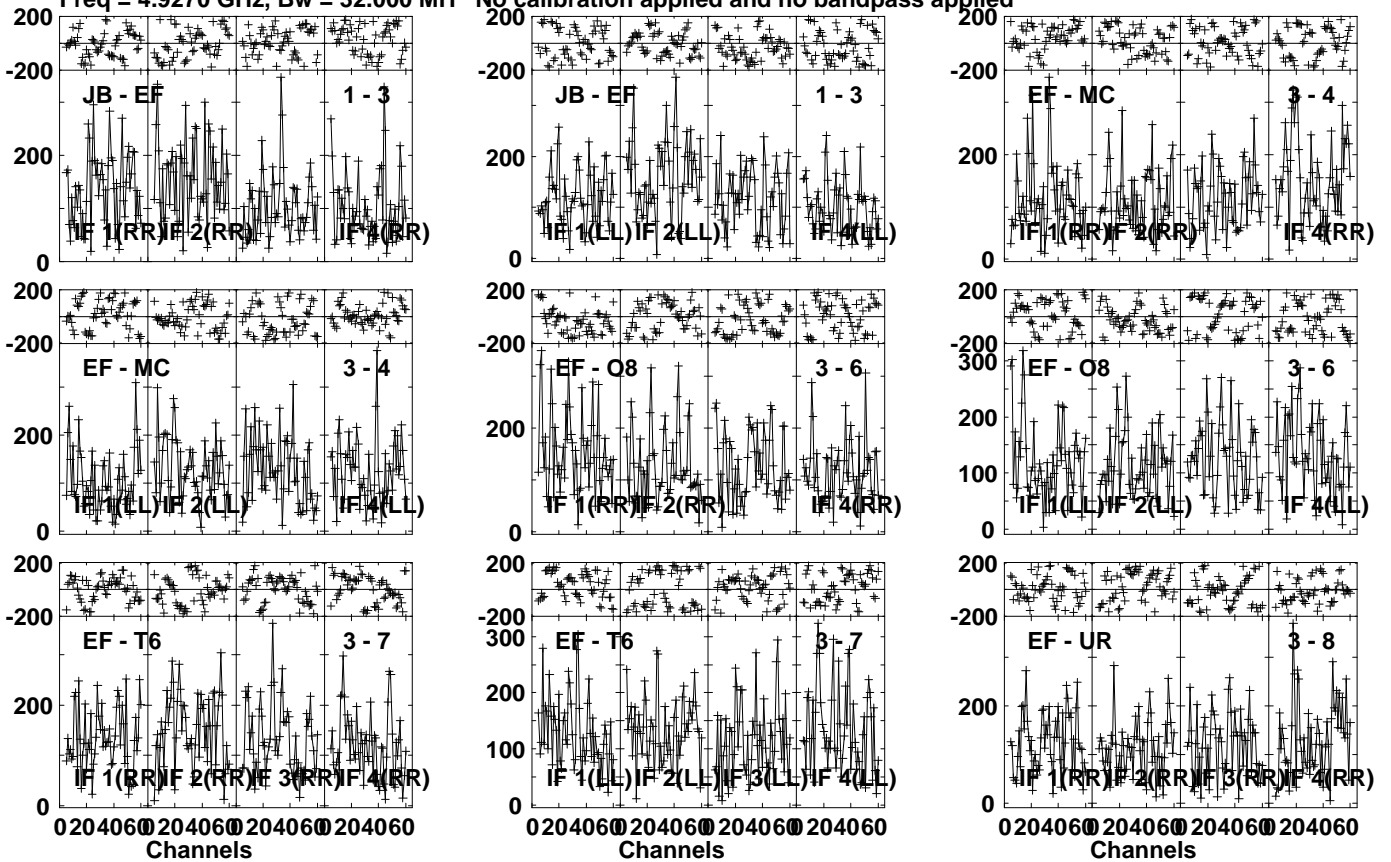
Lower frame: Milli Ampl Jy Top frame: Phas deg
Vector averaged cross-power spectrum Several baselines displayed
Timerange: 00/07:28:01 to 00/07:30:30

Plot file version 70 created 13-FEB-2023 17:06:08

EW02900 EW029D 1.UVDATA.1

Freq = 4.9270 GHz, Bw = 32.000 MH

No calibration applied and no bandpass applied

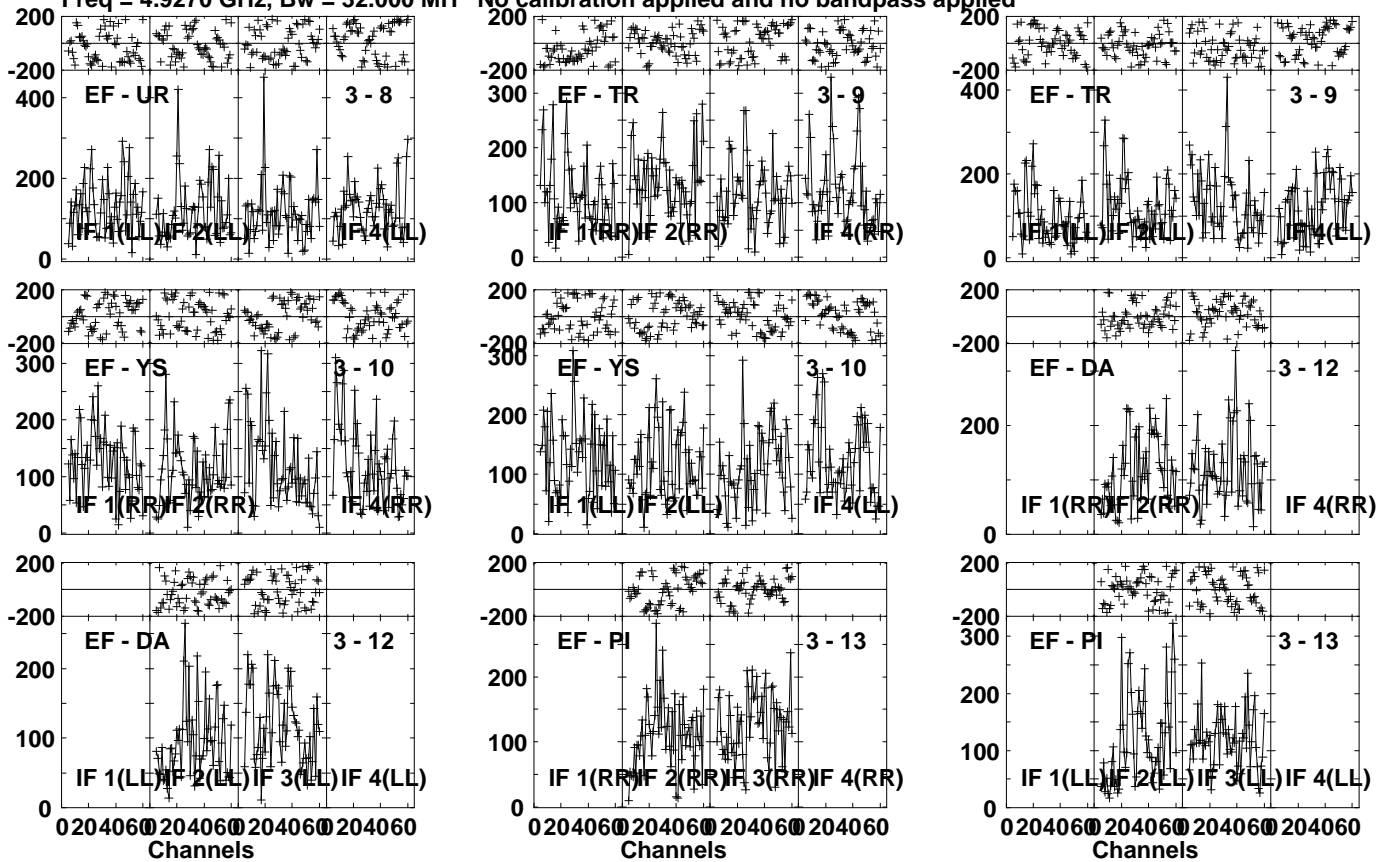


Lower frame: Micro Ampl Jy Top frame: Phas deg
Vector averaged cross-power spectrum Several baselines displayed
Timerange: 00/07:30:31 to 00/07:34:59

Plot file version 71 created 13-FEB-2023 17:06:08

EW02900 EW029D 1.UVDATA.1

Freq = 4.9270 GHz, Bw = 32.000 MH No calibration applied and no bandpass applied

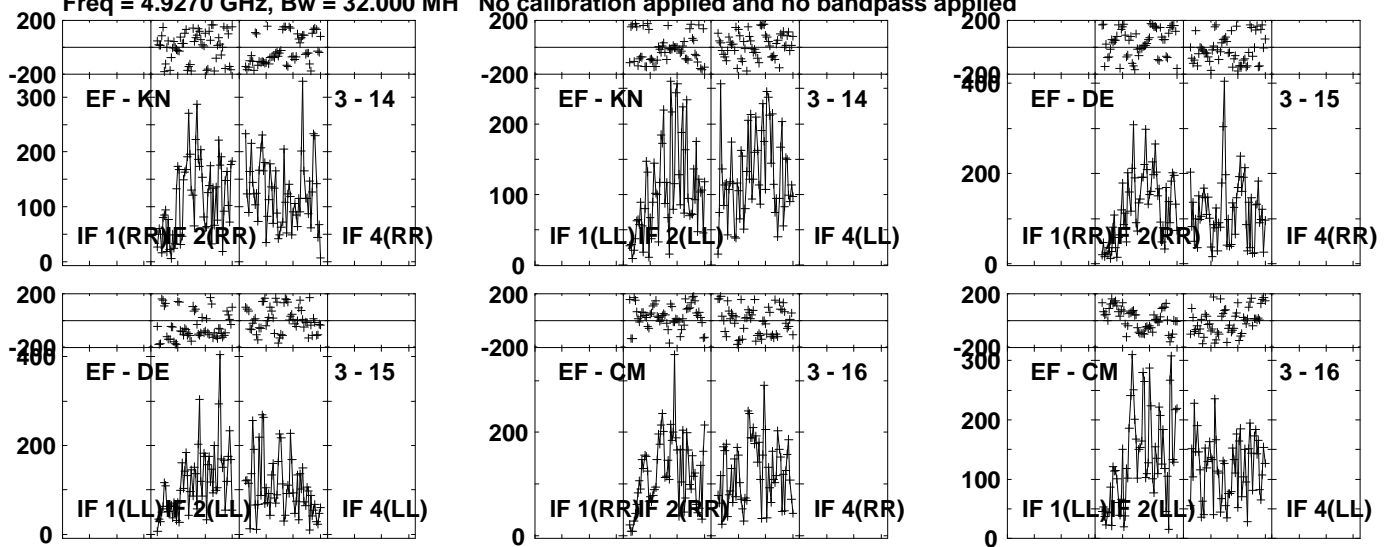


Lower frame: Micro Ampl Jy Top frame: Phas deg
Vector averaged cross-power spectrum Several baselines displayed
Timerange: 00/07:30:31 to 00/07:34:59

Plot file version 72 created 13-FEB-2023 17:06:08

EW02900 EW029D 1.UVDATA.1

Freq = 4.9270 GHz, Bw = 32.000 MH No calibration applied and no bandpass applied



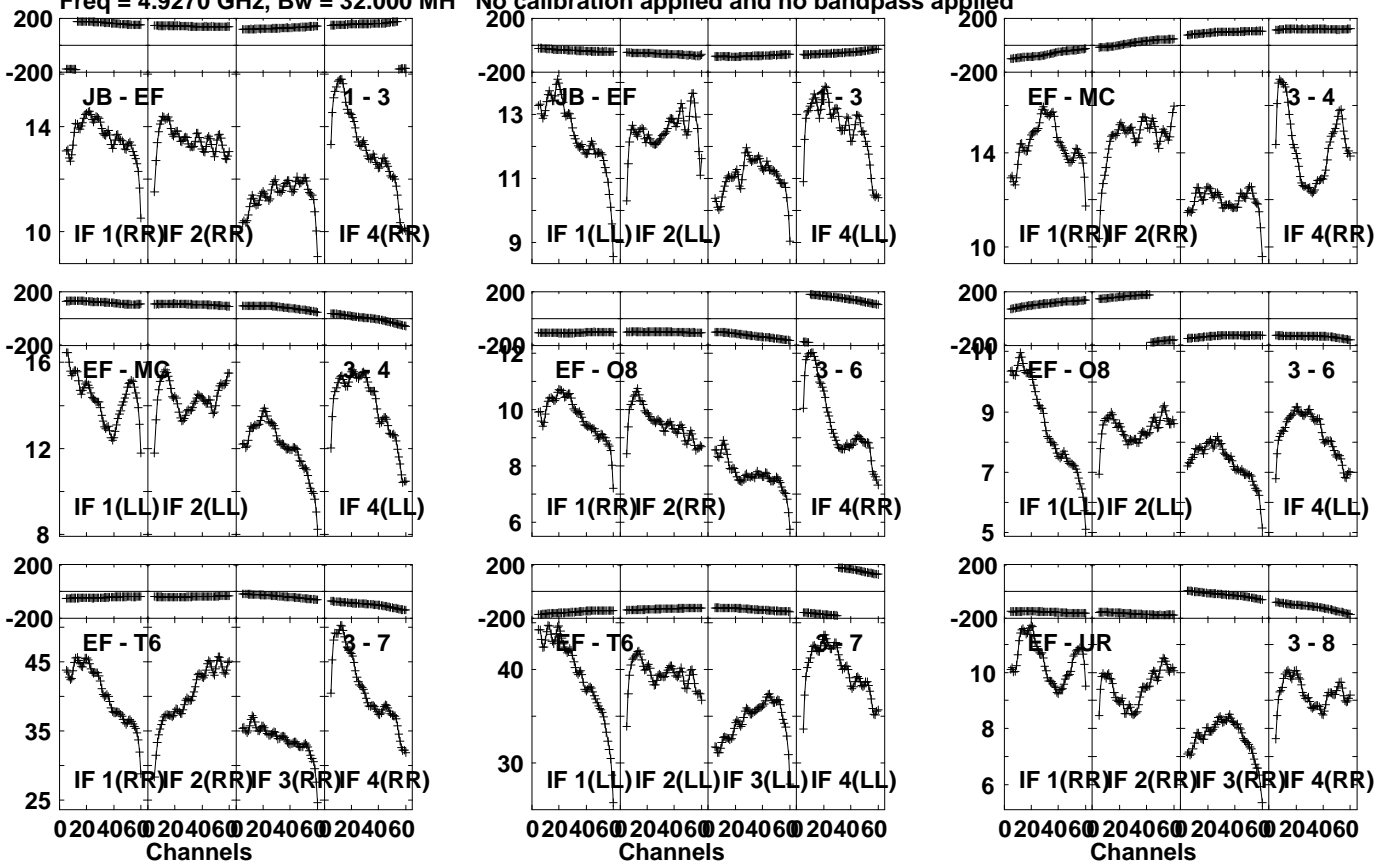
Lower frame: Micro Ampl Jy Top frame: Phas deg
Vector averaged cross-power spectrum Several baselines displayed
Timerange: 00/07:30:31 to 00/07:34:59

Plot file version 73 created 13-FEB-2023 17:06:08

J0958+65 EW029D 1.UVDATA.1

Freq = 4.9270 GHz, Bw = 32.000 MH

No calibration applied and no bandpass applied



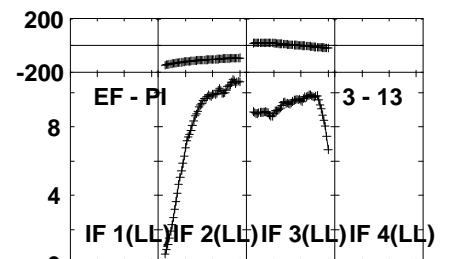
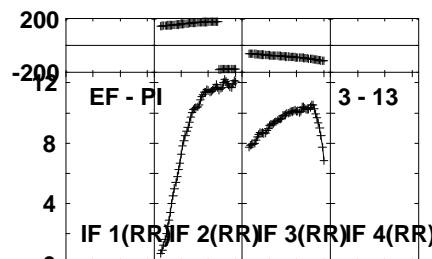
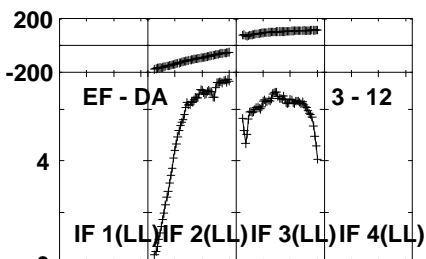
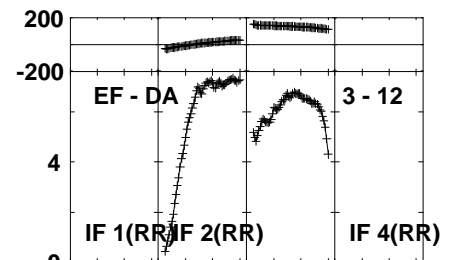
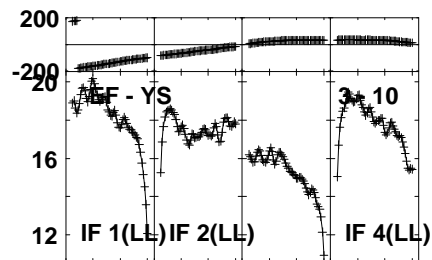
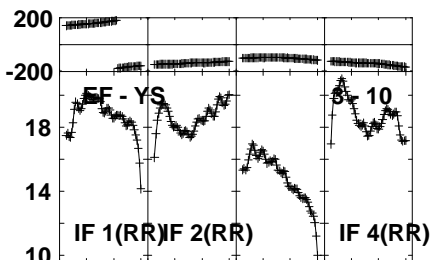
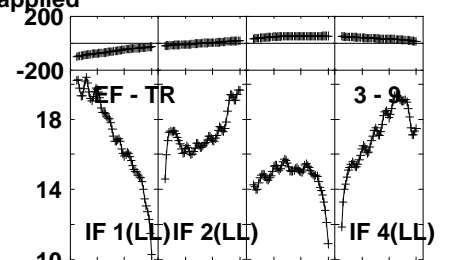
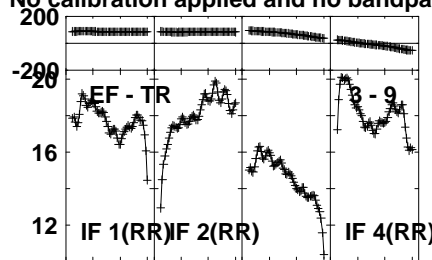
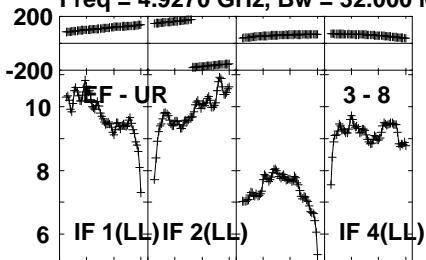
Lower frame: Milli Ampl Jy Top frame: Phas deg
Vector averaged cross-power spectrum Several baselines displayed
Timerange: 00/07:35:40 to 00/07:37:29

Plot file version 74 created 13-FEB-2023 17:06:08

J0958+65 EW029D 1.UVDATA.1

Freq = 4.9270 GHz, Bw = 32.000 MH

No calibration applied and no bandpass applied



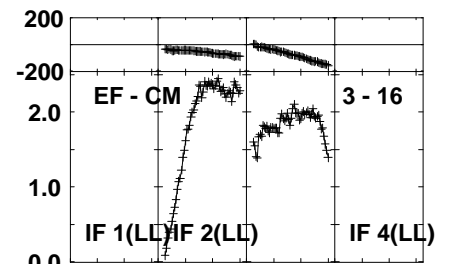
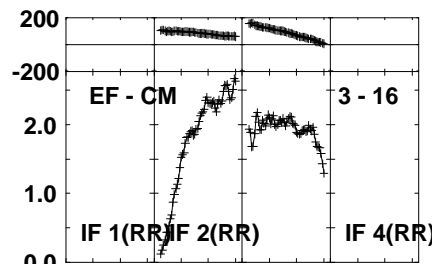
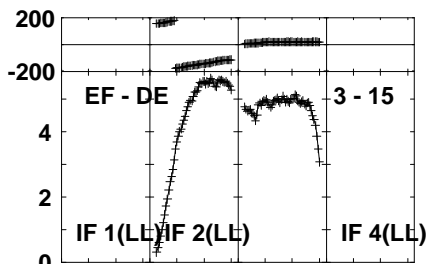
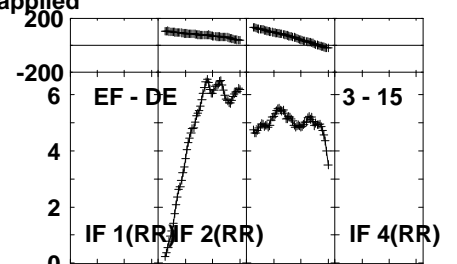
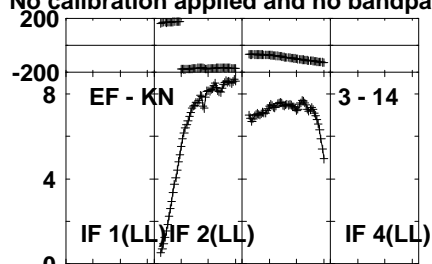
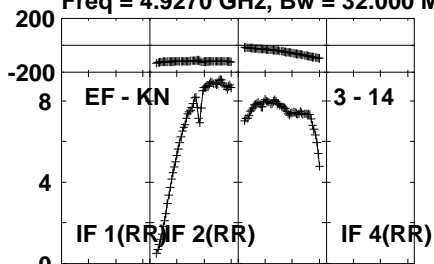
Lower frame: Milli Ampl Jy Top frame: Phas deg
Vector averaged cross-power spectrum Several baselines displayed
Timerange: 00/07:35:40 to 00/07:37:29

Plot file version 75 created 13-FEB-2023 17:06:08

J0958+65 EW029D 1.UVDATA.1

Freq = 4.9270 GHz, Bw = 32.000 MH

No calibration applied and no bandpass applied



Lower frame: Milli Ampl Jy Top frame: Phas deg

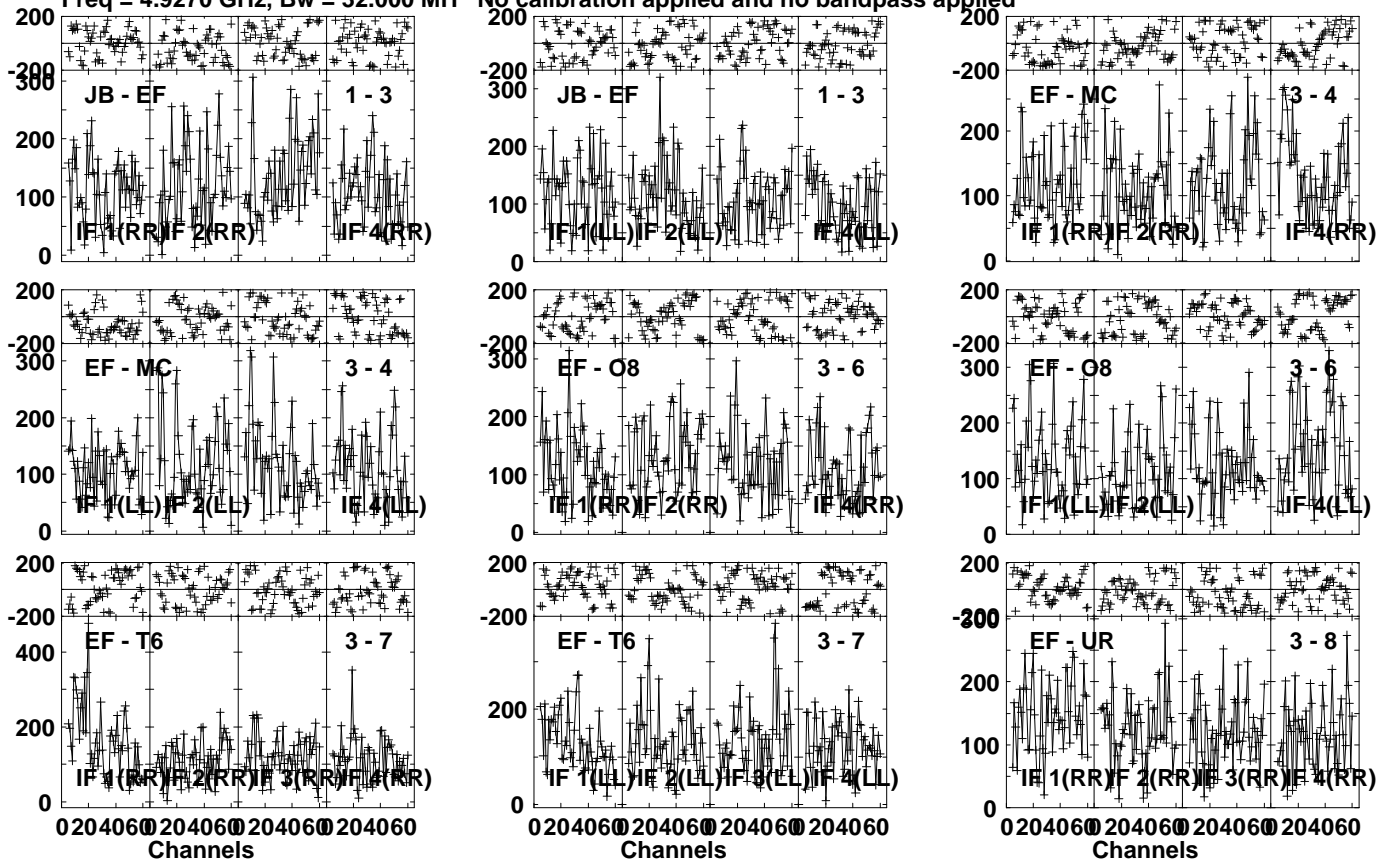
Vector averaged cross-power spectrum Several baselines displayed

Timerange: 00/07:35:40 to 00/07:37:29

Plot file version 76 created 13-FEB-2023 17:06:08

EW02900 EW029D 1.UVDATA.1

Freq = 4.9270 GHz, Bw = 32.000 MH No calibration applied and no bandpass applied



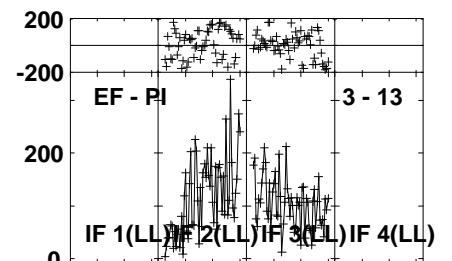
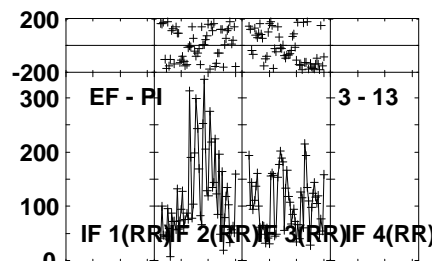
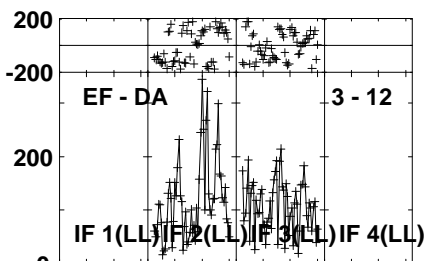
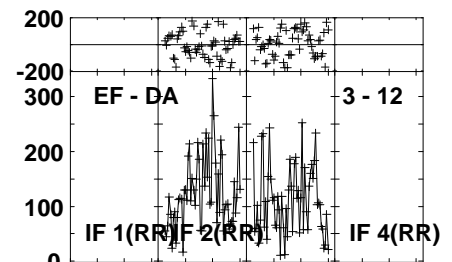
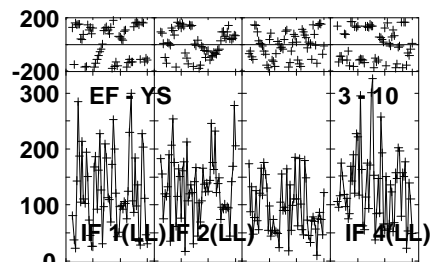
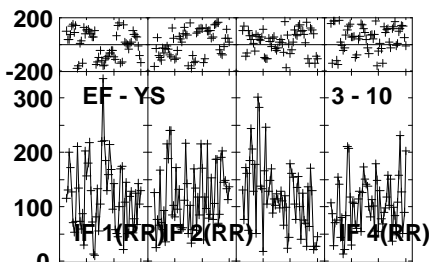
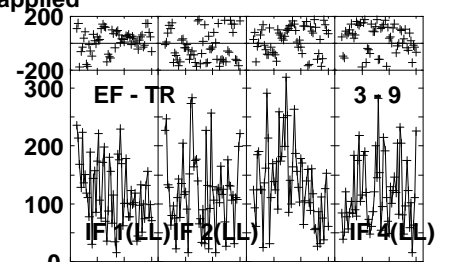
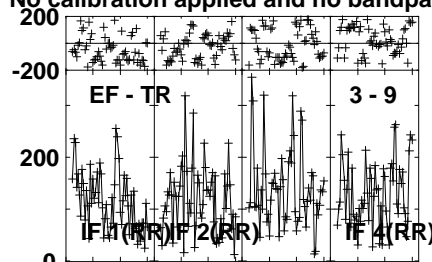
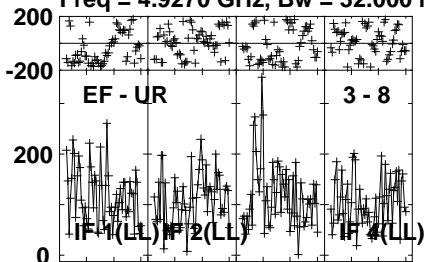
Lower frame: Micro Ampl Jy Top frame: Phas deg
Vector averaged cross-power spectrum Several baselines displayed
Timerange: 00/07:37:31 to 00/07:41:59

Plot file version 77 created 13-FEB-2023 17:06:09

EW02900 EW029D 1.UVDATA.1

Freq = 4.9270 GHz, Bw = 32.000 MH

No calibration applied and no bandpass applied

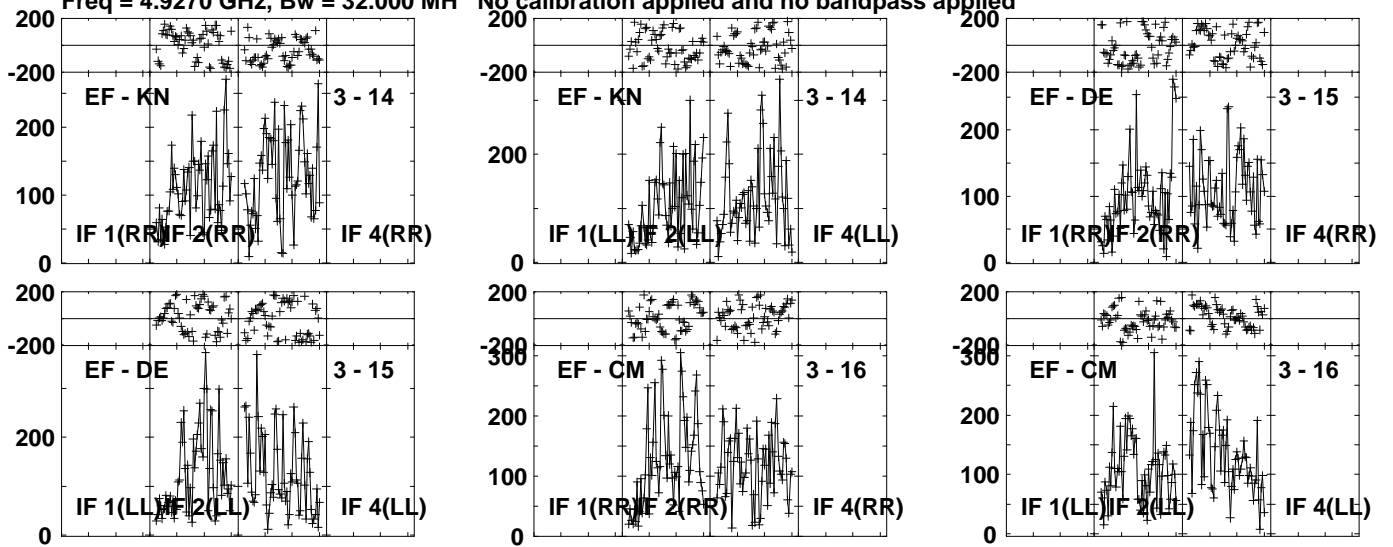


Lower frame: Micro Ampl Jy Top frame: Phas deg
Vector averaged cross-power spectrum Several baselines displayed
Timerange: 00/07:37:31 to 00/07:41:59

Plot file version 78 created 13-FEB-2023 17:06:09

EW02900 EW029D 1.UVDATA.1

Freq = 4.9270 GHz, Bw = 32.000 MH No calibration applied and no bandpass applied



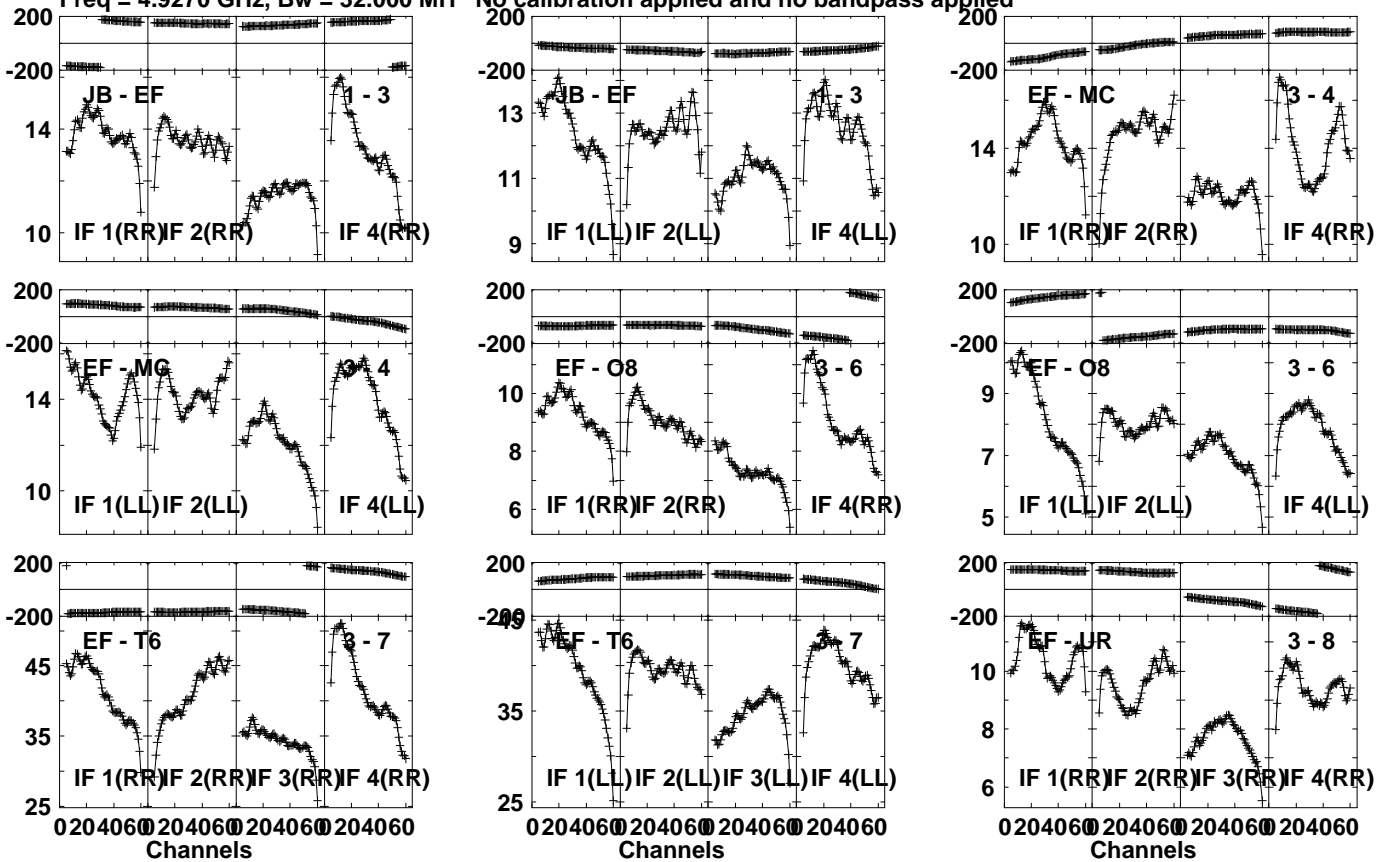
Lower frame: Micro Ampl Jy Top frame: Phas deg
Vector averaged cross-power spectrum Several baselines displayed
Timerange: 00/07:37:31 to 00/07:41:59

Plot file version 79 created 13-FEB-2023 17:06:09

J0958+65 EW029D 1.UVDATA.1

Freq = 4.9270 GHz, Bw = 32.000 MH

No calibration applied and no bandpass applied



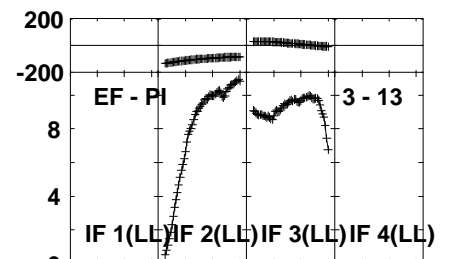
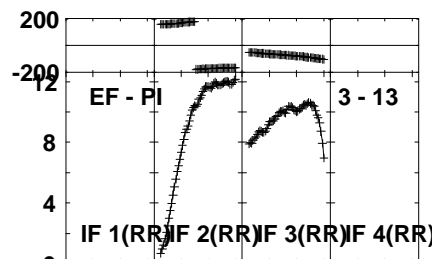
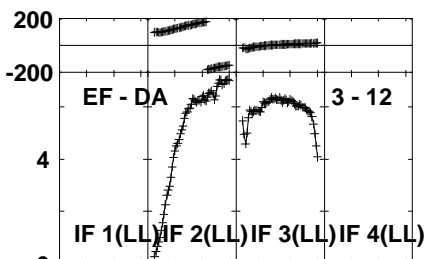
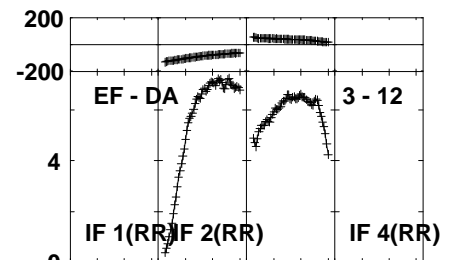
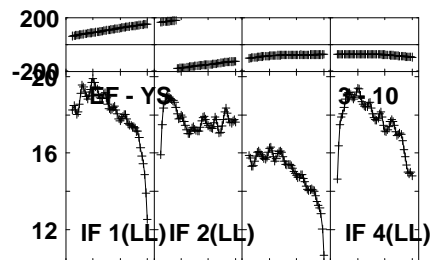
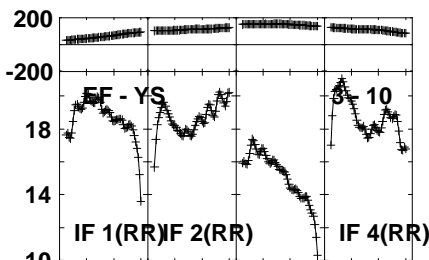
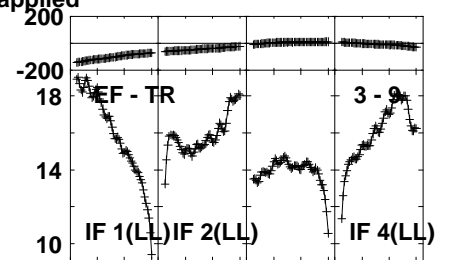
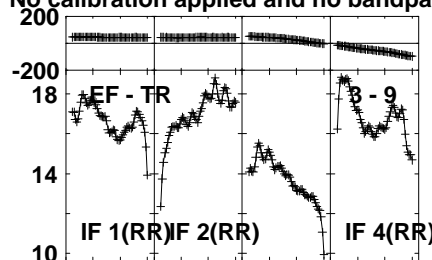
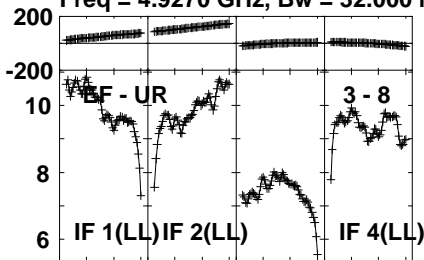
Lower frame: Milli Ampl Jy Top frame: Phas deg
Vector averaged cross-power spectrum Several baselines displayed
Timerange: 00/07:42:40 to 00/07:44:29

Plot file version 80 created 13-FEB-2023 17:06:09

J0958+65 EW029D 1.UVDATA.1

Freq = 4.9270 GHz, Bw = 32.000 MH

No calibration applied and no bandpass applied

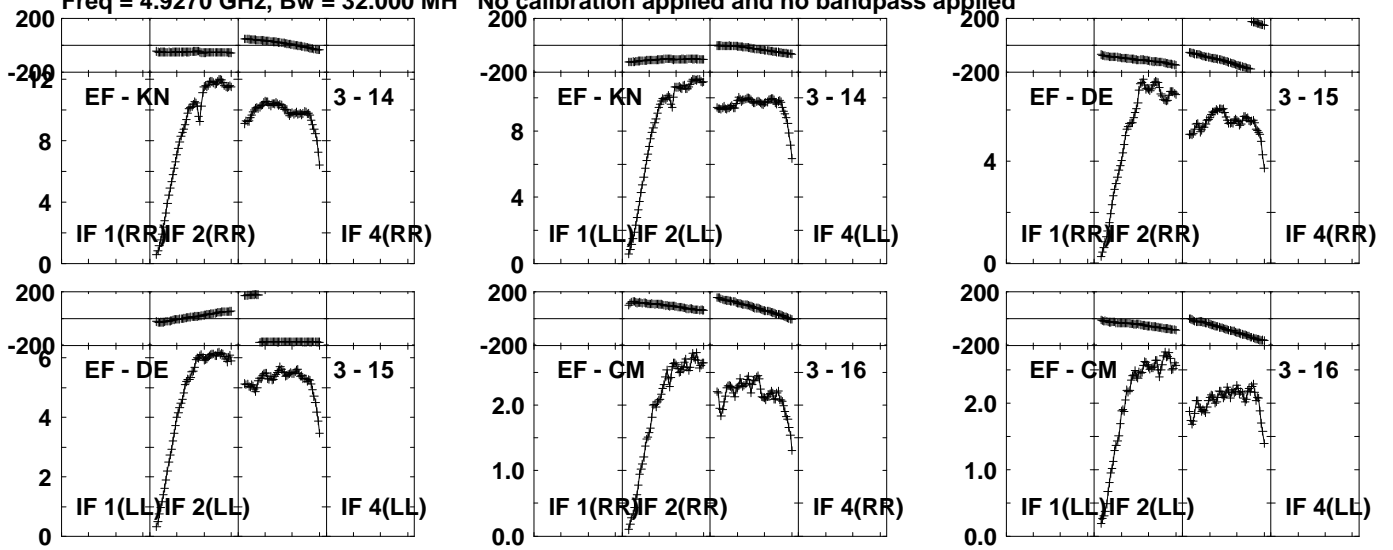


Lower frame: Milli Ampl Jy Top frame: Phas deg
Vector averaged cross-power spectrum Several baselines displayed
Timerange: 00/07:42:40 to 00/07:44:29

Plot file version 81 created 13-FEB-2023 17:06:09

J0958+65 EW029D 1.UVDATA.1

Freq = 4.9270 GHz, Bw = 32.000 MH No calibration applied and no bandpass applied



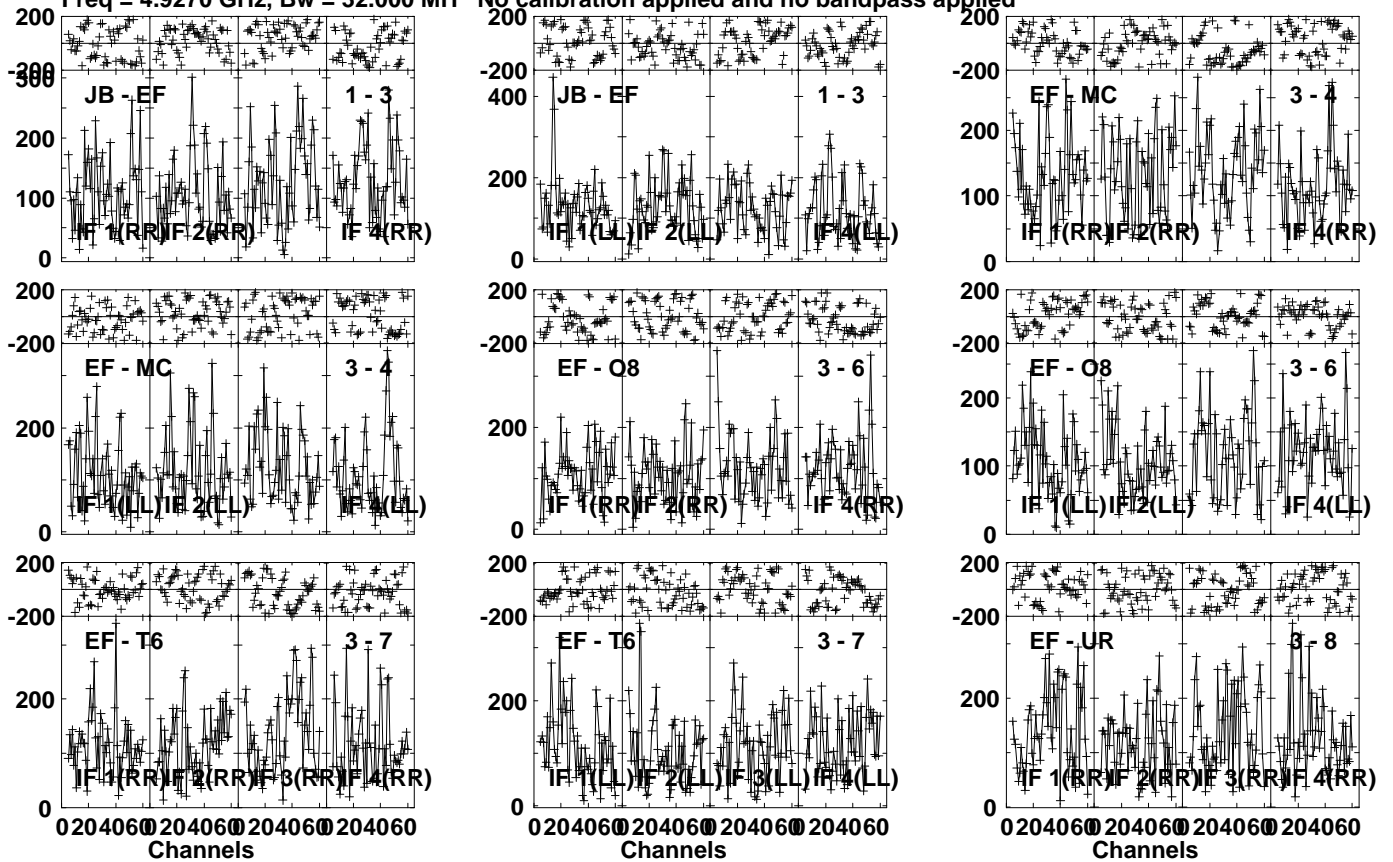
Lower frame: Milli Ampl Jy Top frame: Phas deg
Vector averaged cross-power spectrum Several baselines displayed
Timerange: 00/07:42:40 to 00/07:44:29

Plot file version 82 created 13-FEB-2023 17:06:09

EW02900 EW029D 1.UVDATA.1

Freq = 4.9270 GHz, Bw = 32.000 MH

No calibration applied and no bandpass applied

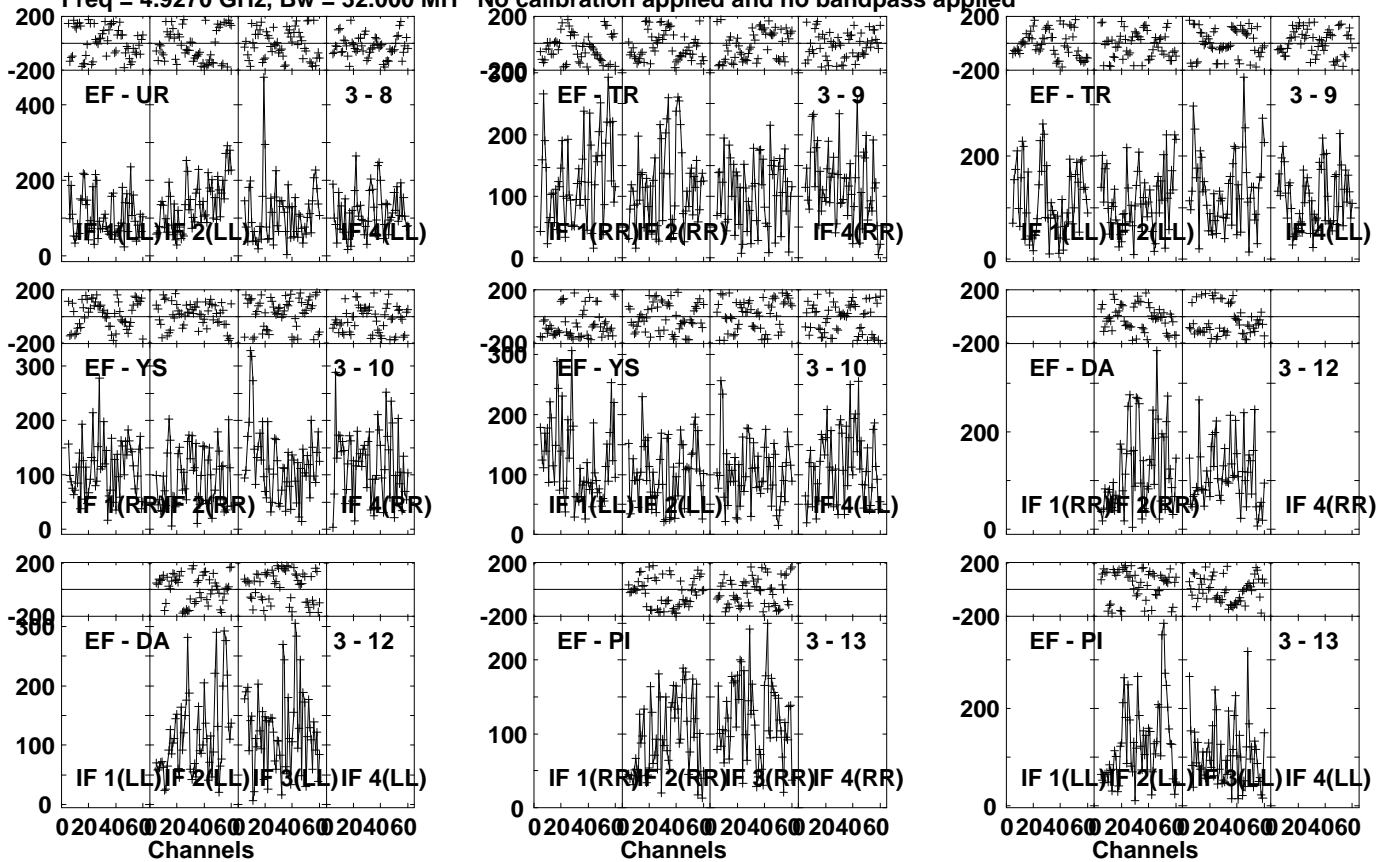


Lower frame: Micro Ampl Jy Top frame: Phas deg
Vector averaged cross-power spectrum Several baselines displayed
Timerange: 00/07:44:31 to 00/07:49:00

Plot file version 83 created 13-FEB-2023 17:06:09

EW02900 EW029D 1.UVDATA.1

Freq = 4.9270 GHz, Bw = 32.000 MH No calibration applied and no bandpass applied



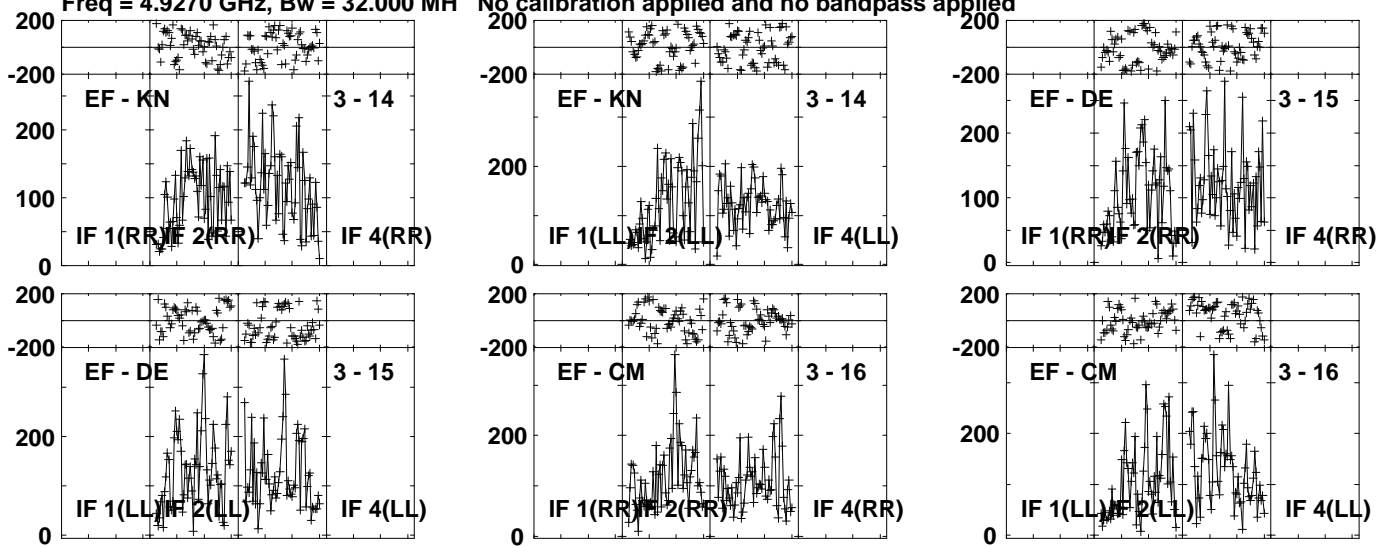
Lower frame: Micro Ampl Jy Top frame: Phas deg
Vector averaged cross-power spectrum Several baselines displayed
Timerange: 00/07:44:31 to 00/07:49:00

Plot file version 84 created 13-FEB-2023 17:06:10

EW02900 EW029D 1.UVDATA.1

Freq = 4.9270 GHz, Bw = 32.000 MH

No calibration applied and no bandpass applied



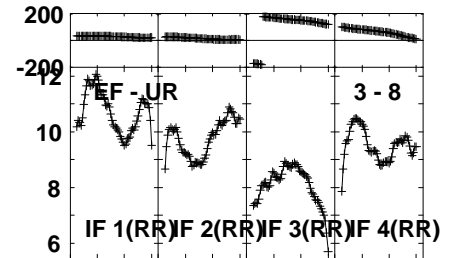
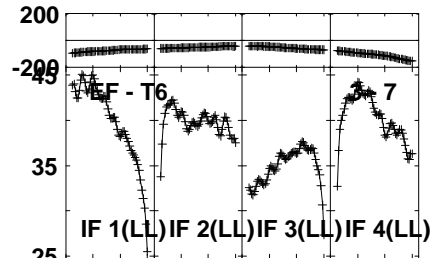
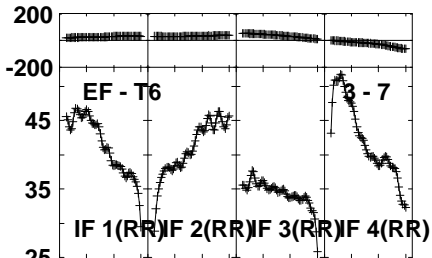
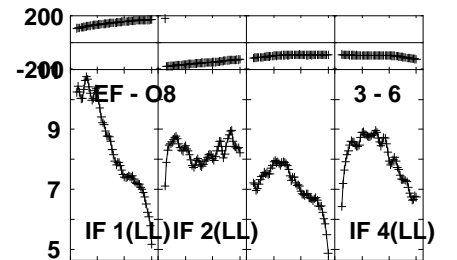
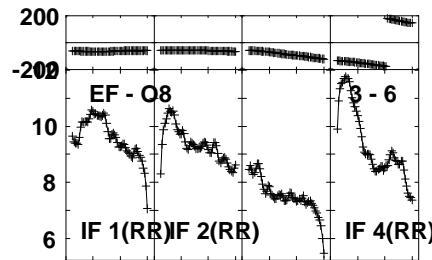
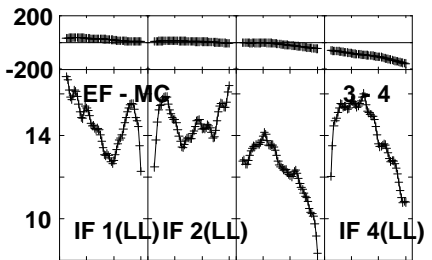
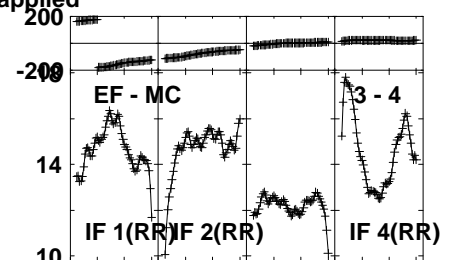
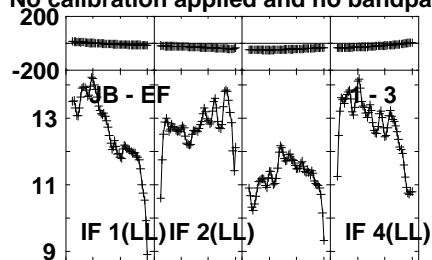
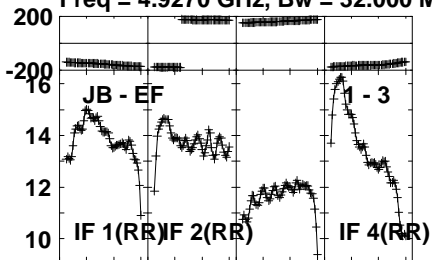
Lower frame: Micro Ampl Jy Top frame: Phas deg
Vector averaged cross-power spectrum Several baselines displayed
Timerange: 00/07:44:31 to 00/07:49:00

Plot file version 85 created 13-FEB-2023 17:06:10

J0958+65 EW029D 1.UVDATA.1

Freq = 4.9270 GHz, Bw = 32.000 MH

No calibration applied and no bandpass applied



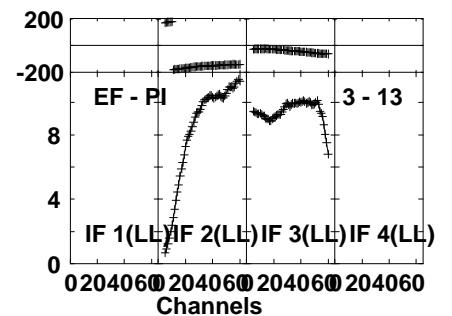
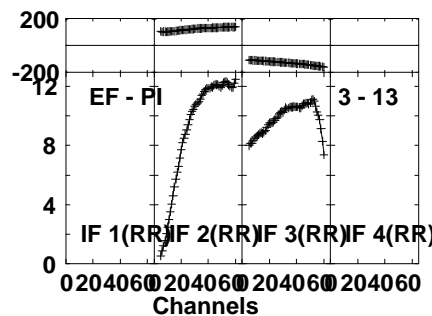
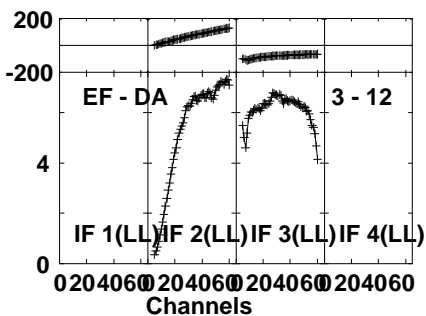
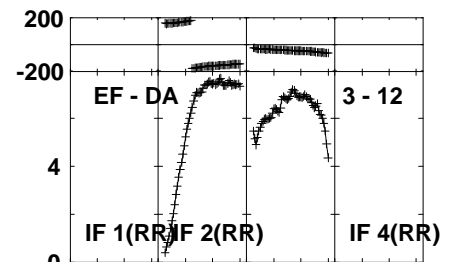
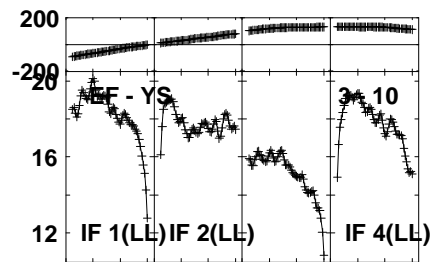
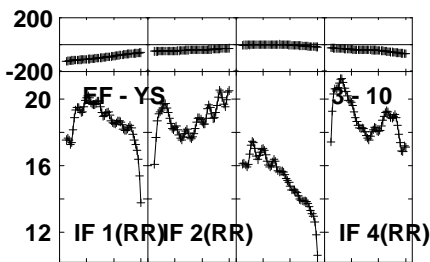
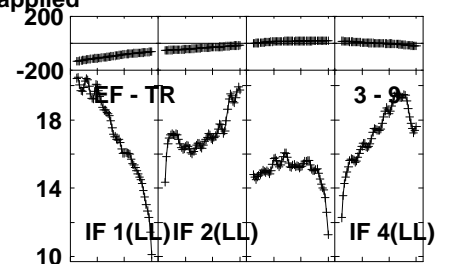
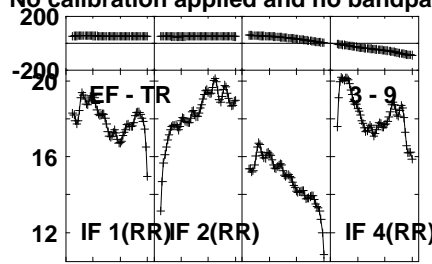
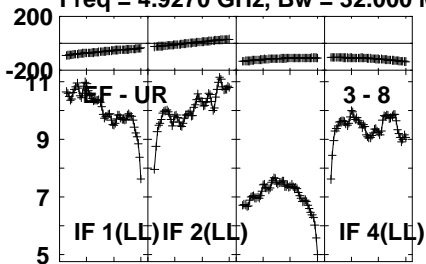
Lower frame: Milli Ampl Jy Top frame: Phas deg
Vector averaged cross-power spectrum Several baselines displayed
Timerange: 00/07:49:00 to 00/07:51:29

Plot file version 86 created 13-FEB-2023 17:06:10

J0958+65 EW029D 1.UVDATA.1

Freq = 4.9270 GHz, Bw = 32.000 MH

No calibration applied and no bandpass applied



Lower frame: Milli Ampl Jy Top frame: Phas deg

Vector averaged cross-power spectrum Several baselines displayed

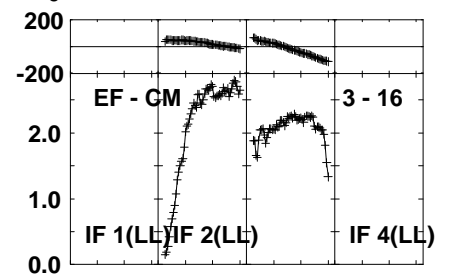
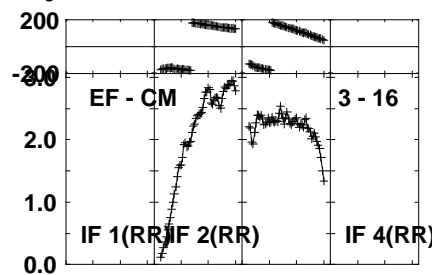
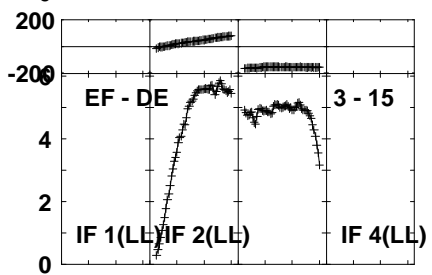
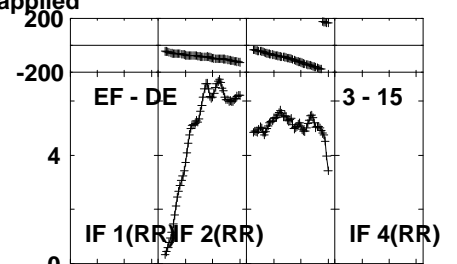
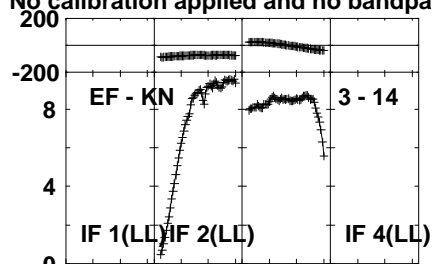
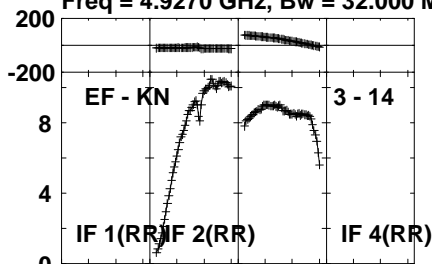
Timerange: 00/07:49:00 to 00/07:51:29

Plot file version 87 created 13-FEB-2023 17:06:10

J0958+65 EW029D 1.UVDATA.1

Freq = 4.9270 GHz, Bw = 32.000 MH

No calibration applied and no bandpass applied



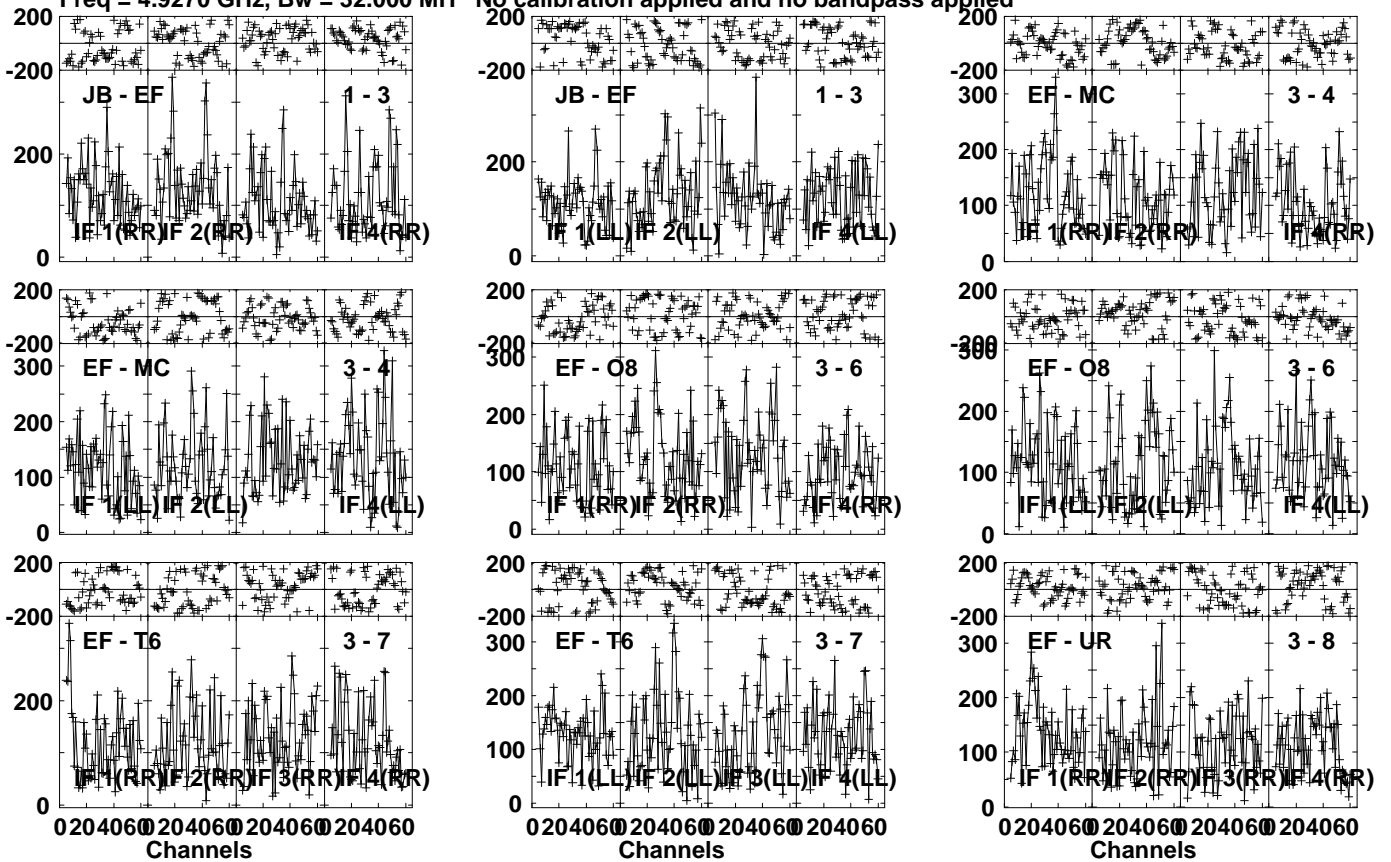
Lower frame: Milli Ampl Jy Top frame: Phas deg
Vector averaged cross-power spectrum Several baselines displayed
Timerange: 00/07:49:00 to 00/07:51:29

Plot file version 88 created 13-FEB-2023 17:06:10

EW02900 EW029D 1.UVDATA.1

Freq = 4.9270 GHz, Bw = 32.000 MH

No calibration applied and no bandpass applied



Lower frame: Micro Ampl Jy Top frame: Phas deg

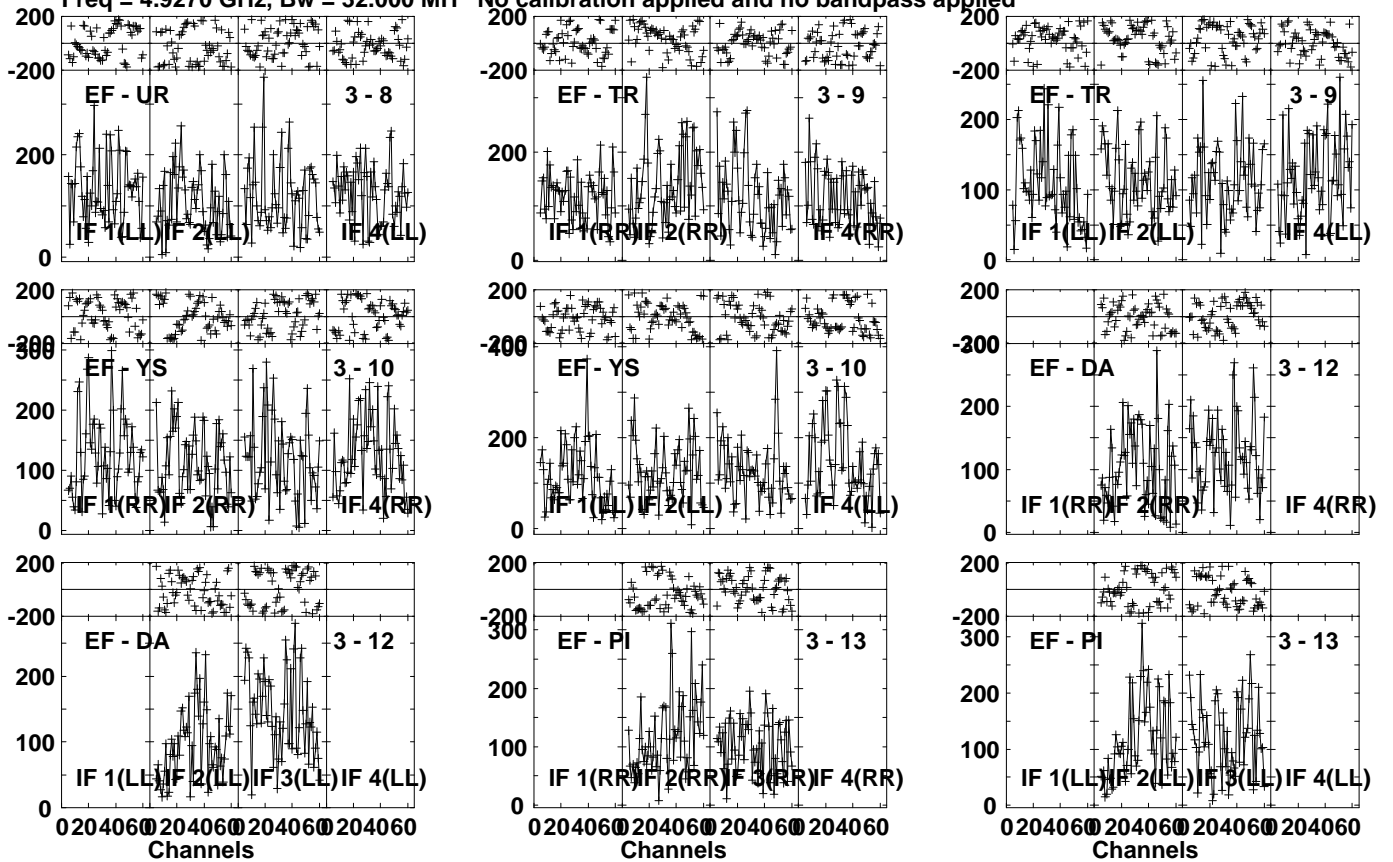
Vector averaged cross-power spectrum Several baselines displayed

Timerange: 00:07:51:30 to 00:07:56:00

Plot file version 89 created 13-FEB-2023 17:06:10

EW02900 EW029D 1.UVDATA.1

Freq = 4.9270 GHz, Bw = 32.000 MH No calibration applied and no bandpass applied

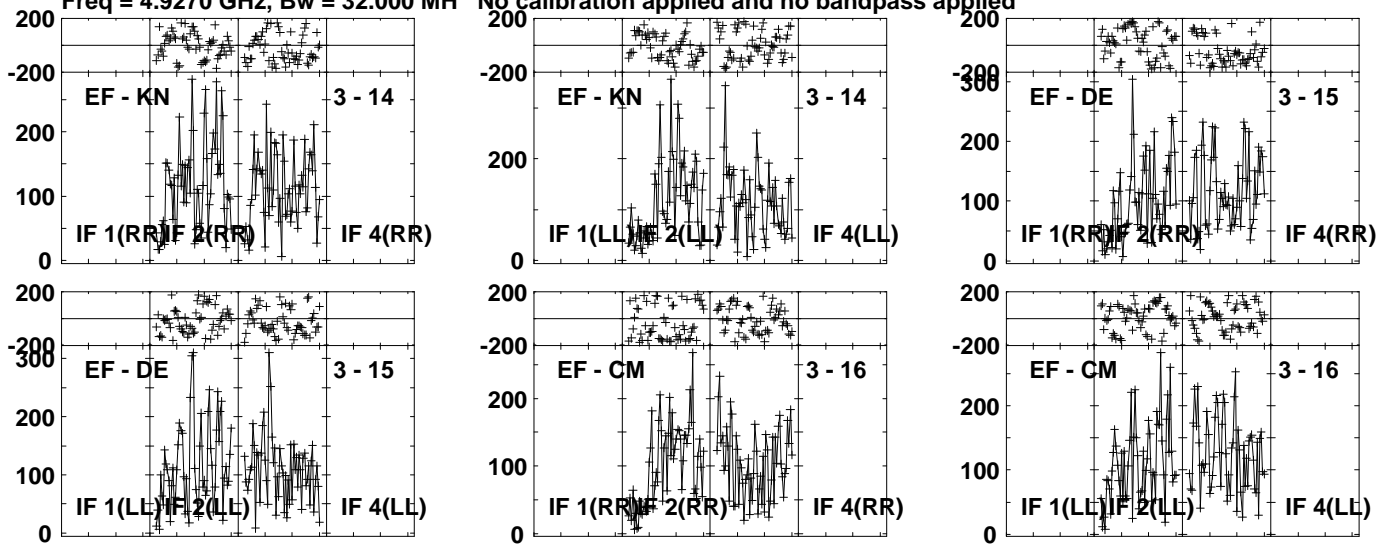


Lower frame: Micro Ampl Jy Top frame: Phas deg
Vector averaged cross-power spectrum Several baselines displayed
Timerange: 00/07:51:30 to 00/07:56:00

Plot file version 90 created 13-FEB-2023 17:06:10

EW02900 EW029D 1.UVDATA.1

Freq = 4.9270 GHz, Bw = 32.000 MH No calibration applied and no bandpass applied



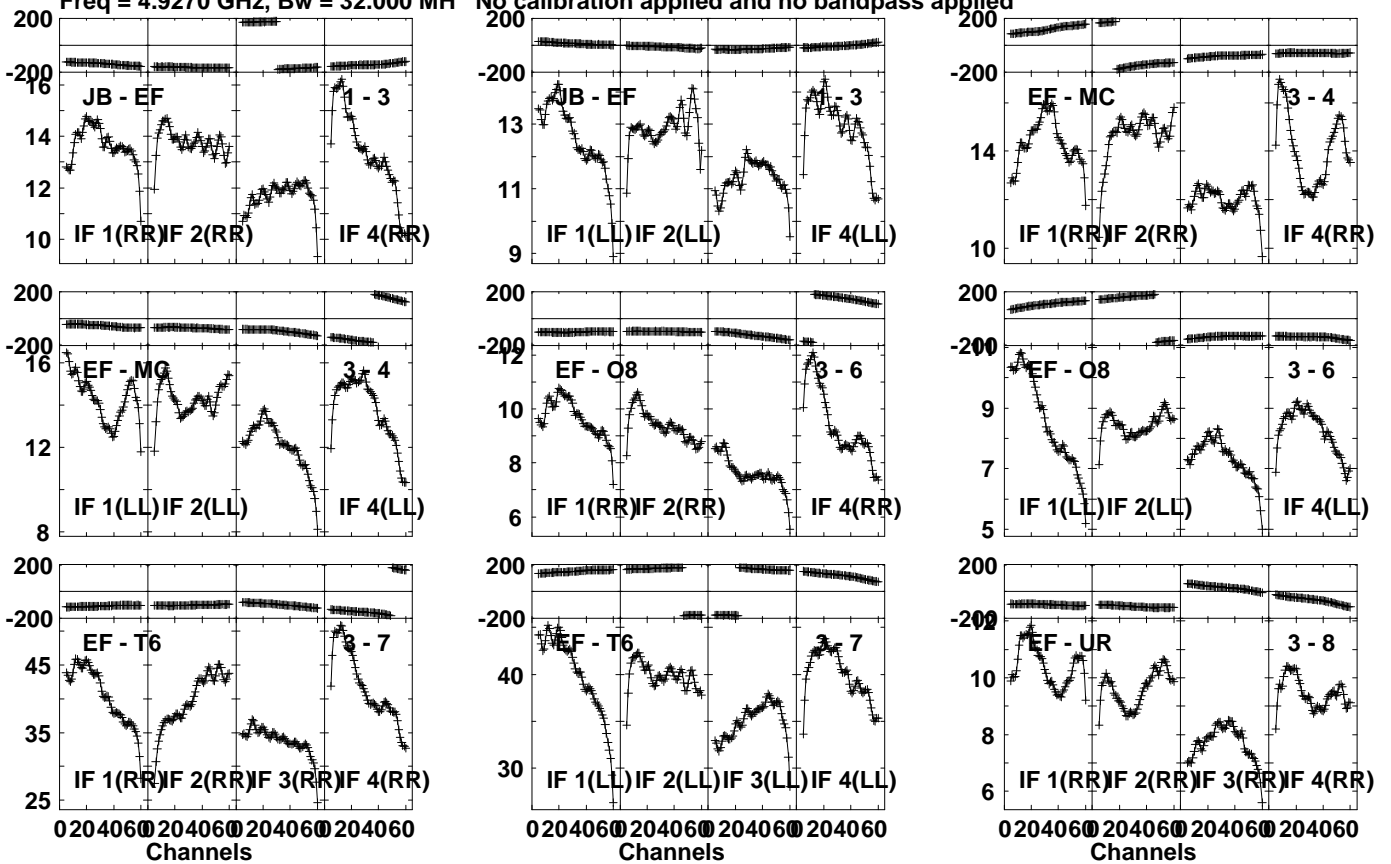
Lower frame: Micro Ampl Jy Top frame: Phas deg
Vector averaged cross-power spectrum Several baselines displayed
Timerange: 00/07:51:30 to 00/07:56:00

Plot file version 91 created 13-FEB-2023 17:06:10

J0958+65 EW029D 1.UVDATA.1

Freq = 4.9270 GHz, Bw = 32.000 MH

No calibration applied and no bandpass applied

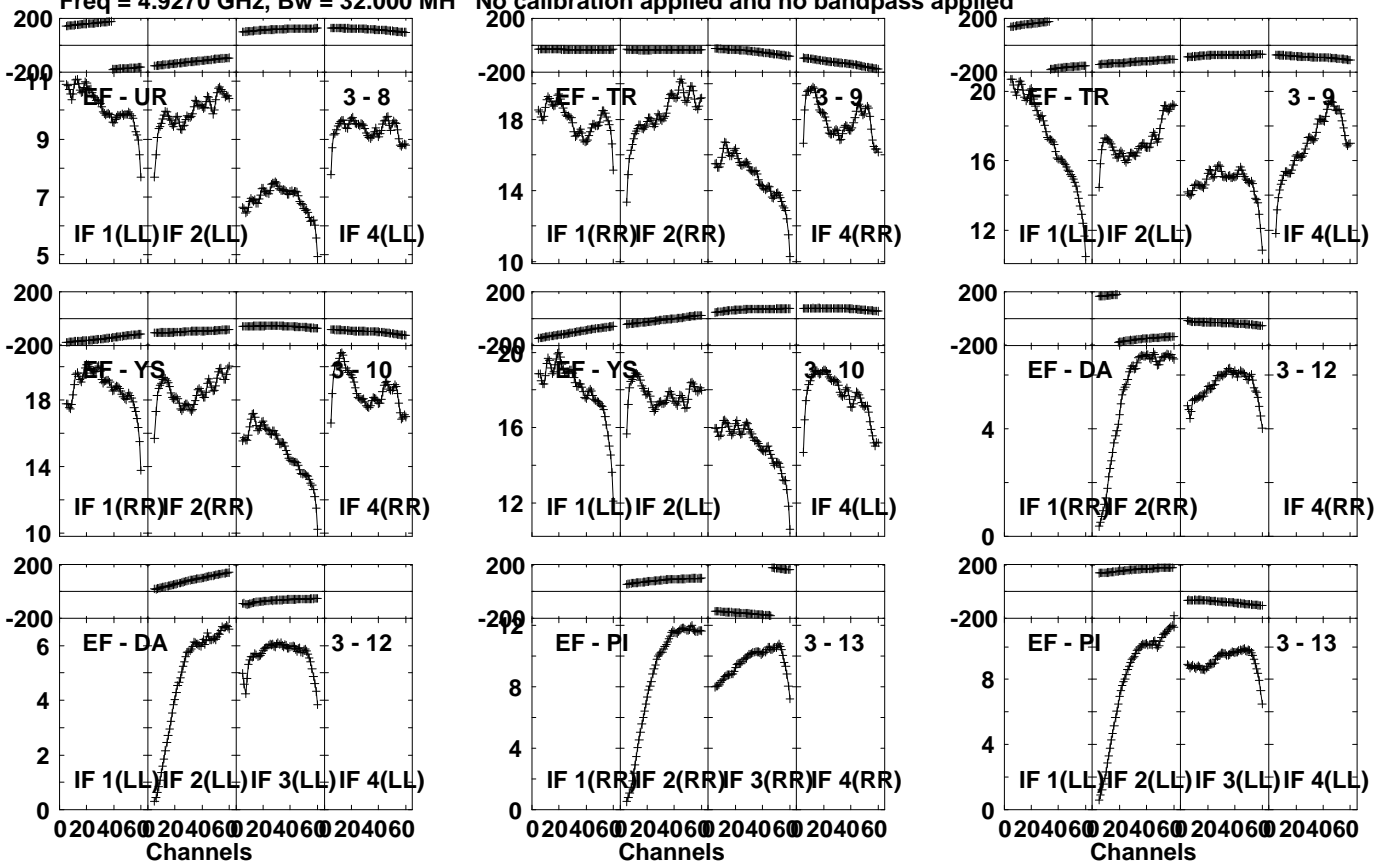


Lower frame: Milli Ampl Jy Top frame: Phas deg
Vector averaged cross-power spectrum Several baselines displayed
Timerange: 00/07:56:40 to 00/07:58:30

Plot file version 92 created 13-FEB-2023 17:06:11

J0958+65 EW029D 1.UVDATA.1

Freq = 4.9270 GHz, Bw = 32.000 MH No calibration applied and no bandpass applied

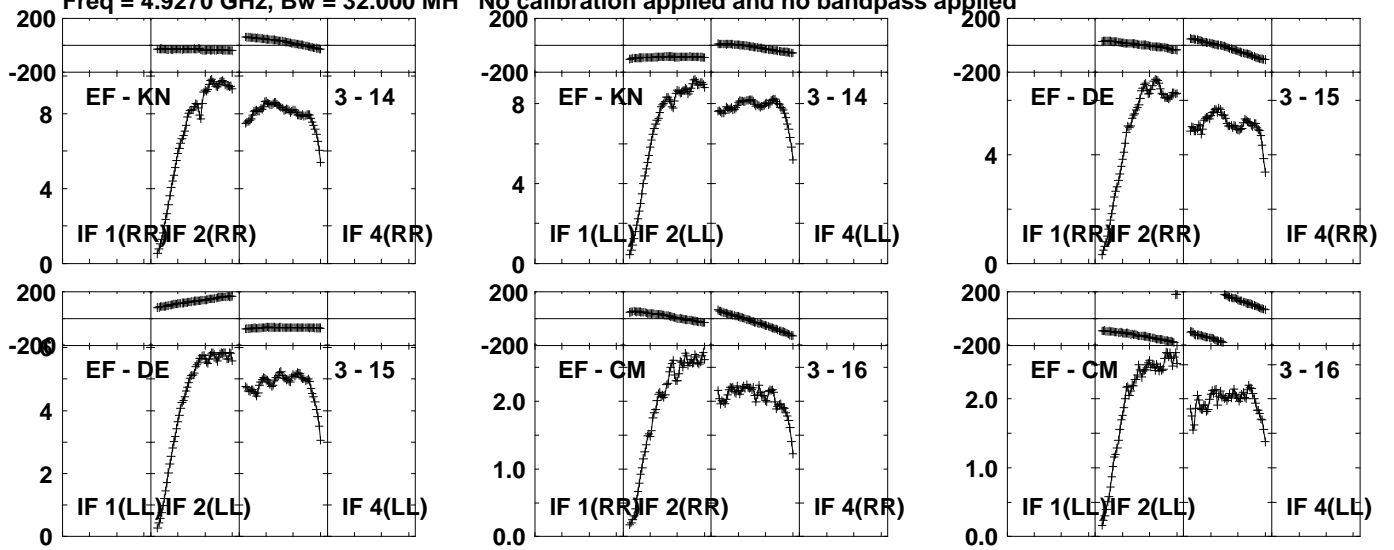


Lower frame: Milli Ampl Jy Top frame: Phas deg
Vector averaged cross-power spectrum Several baselines displayed
Timerange: 00/07:56:40 to 00/07:58:30

Plot file version 93 created 13-FEB-2023 17:06:11

J0958+65 EW029D 1.UVDATA.1

Freq = 4.9270 GHz, Bw = 32.000 MH No calibration applied and no bandpass applied

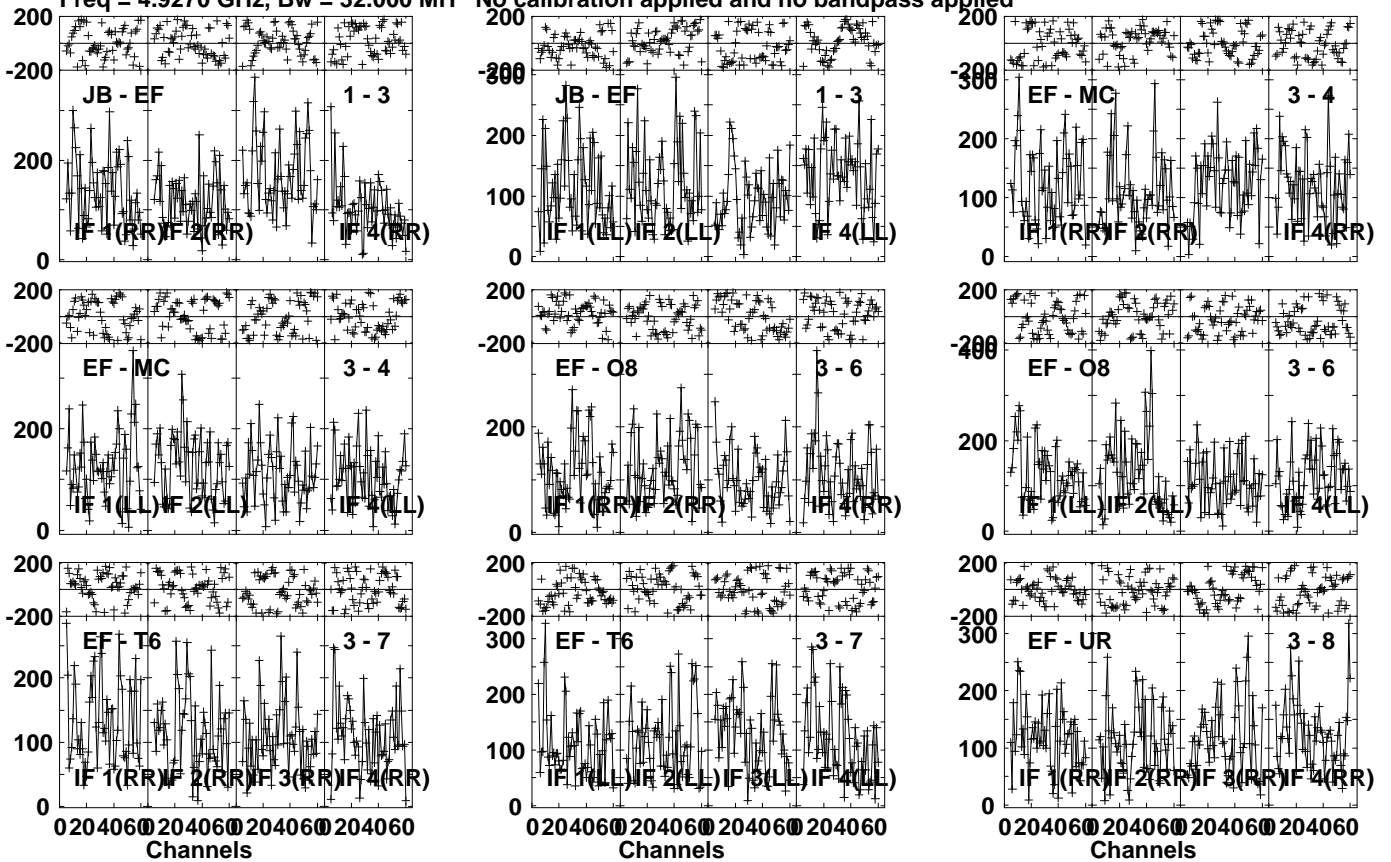


Lower frame: Milli Ampl Jy Top frame: Phas deg
Vector averaged cross-power spectrum Several baselines displayed
Timerange: 00/07:56:40 to 00/07:58:30

Plot file version 94 created 13-FEB-2023 17:06:11

EW02900 EW029D 1.UVDATA.1

Freq = 4.9270 GHz, Bw = 32.000 MH No calibration applied and no bandpass applied



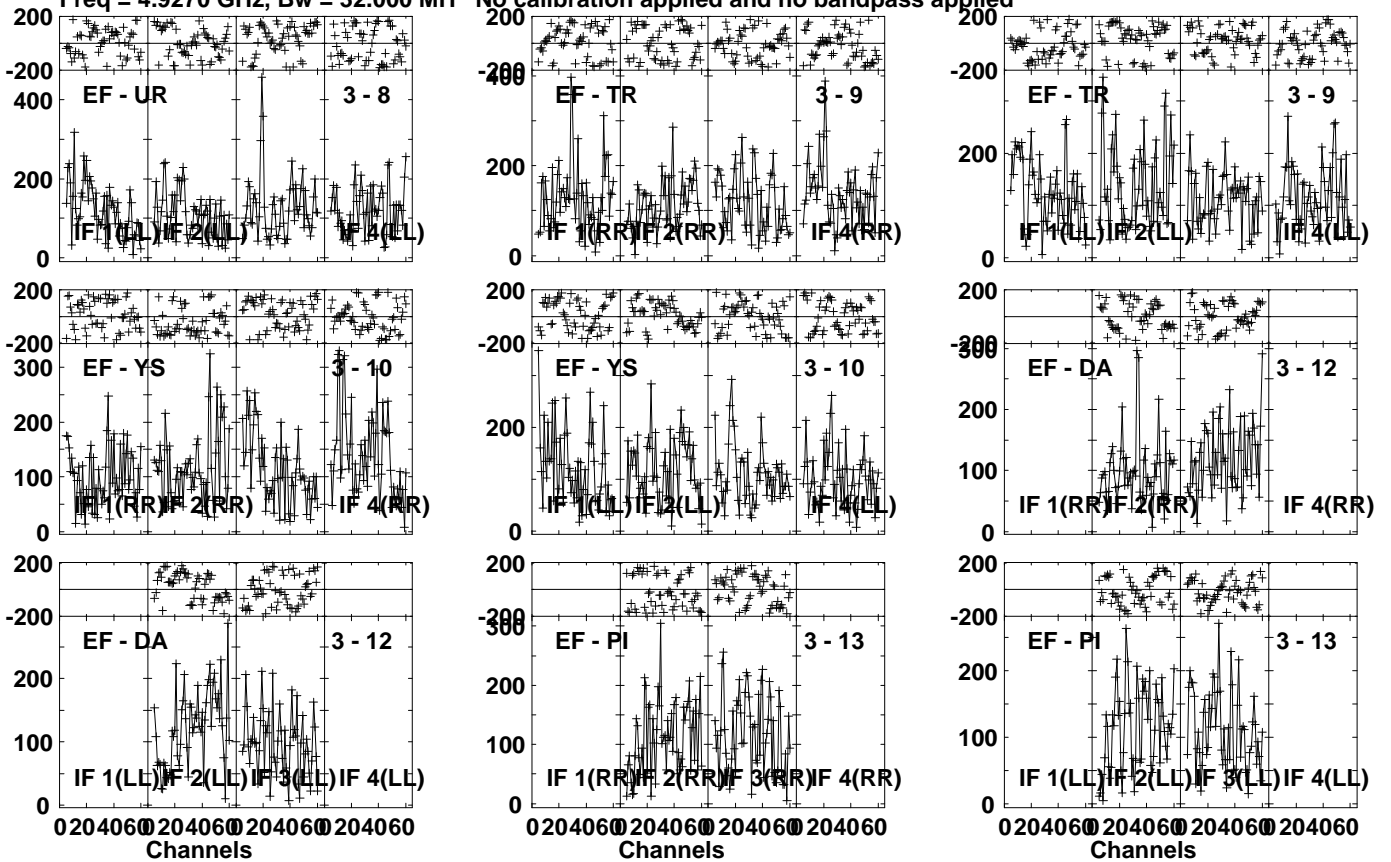
Lower frame: Micro Ampl Jy Top frame: Phas deg
Vector averaged cross-power spectrum Several baselines displayed
Timerange: 00/07:58:30 to 00/08:03:00

Plot file version 95 created 13-FEB-2023 17:06:11

EW02900 EW029D 1.UVDATA.1

Freq = 4.9270 GHz, Bw = 32.000 MH

No calibration applied and no bandpass applied



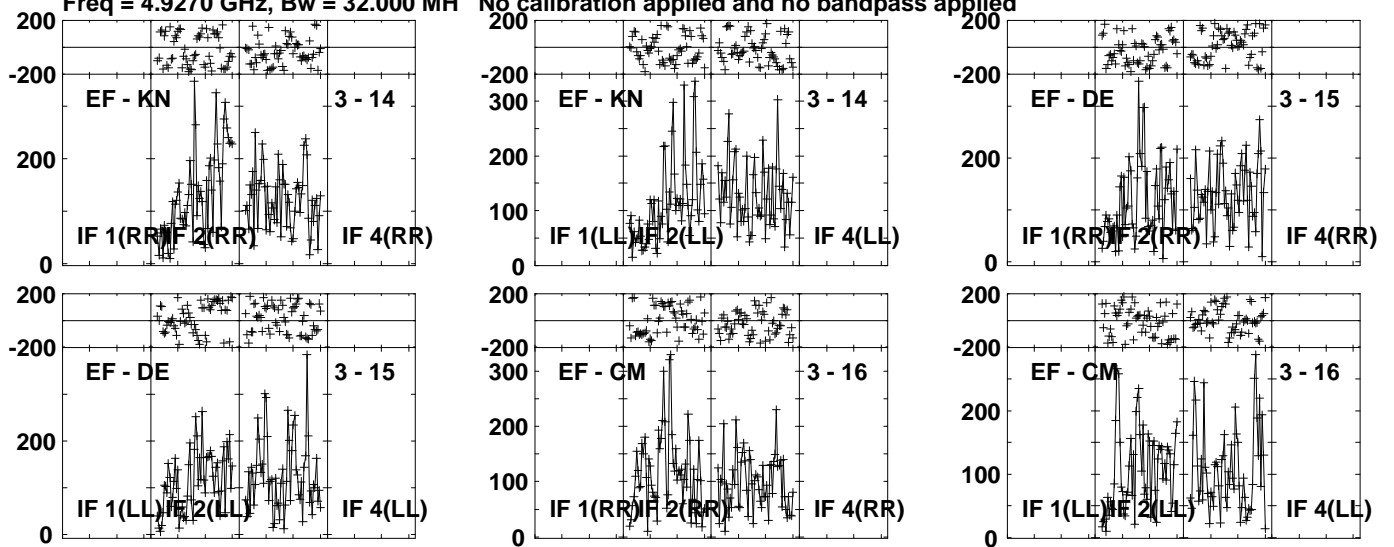
Lower frame: Micro Ampl Jy Top frame: Phas deg
Vector averaged cross-power spectrum Several baselines displayed
Timerange: 00/07:58:30 to 00/08:03:00

Plot file version 96 created 13-FEB-2023 17:06:11

EW02900 EW029D 1.UVDATA.1

Freq = 4.9270 GHz, Bw = 32.000 MH

No calibration applied and no bandpass applied



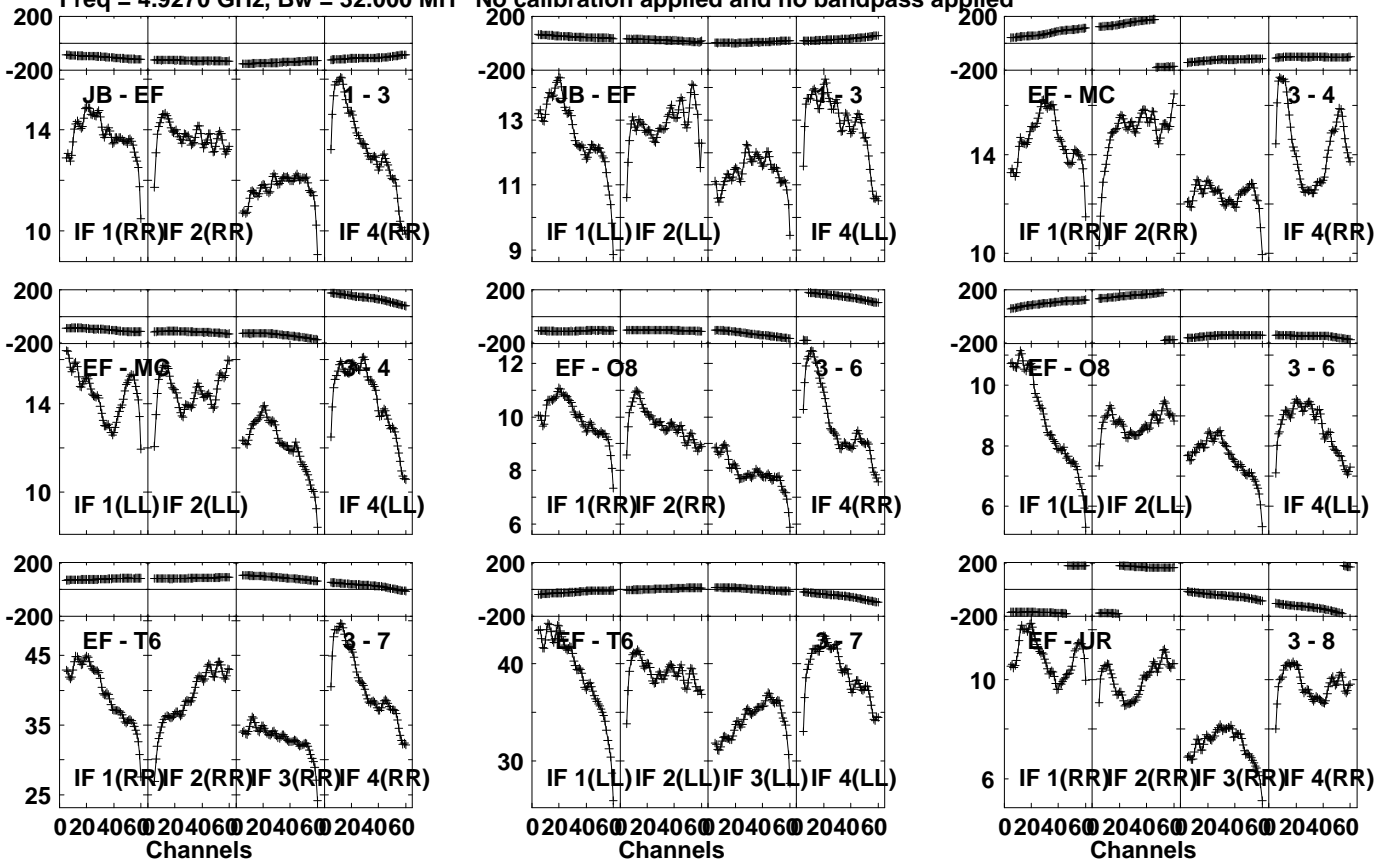
Lower frame: Micro Ampl Jy Top frame: Phas deg
Vector averaged cross-power spectrum Several baselines displayed
Timerange: 00/07:58:30 to 00/08:03:00

Plot file version 97 created 13-FEB-2023 17:06:11

J0958+65 EW029D 1.UVDATA.1

Freq = 4.9270 GHz, Bw = 32.000 MH

No calibration applied and no bandpass applied



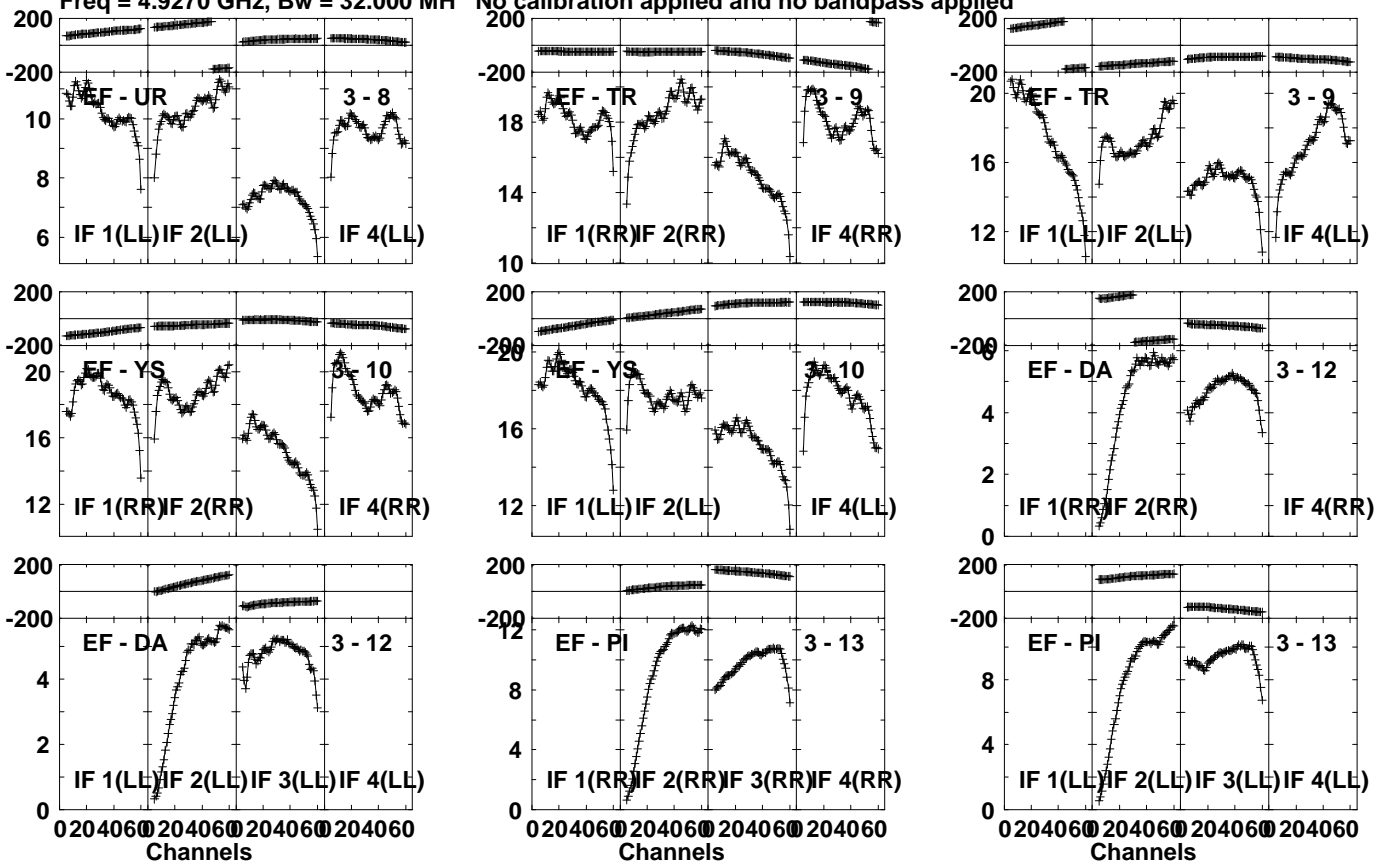
Lower frame: Milli Ampl Jy Top frame: Phas deg
Vector averaged cross-power spectrum Several baselines displayed
Timerange: 00/08:03:40 to 00/08:05:30

Plot file version 98 created 13-FEB-2023 17:06:11

J0958+65 EW029D 1.UVDATA.1

Freq = 4.9270 GHz, Bw = 32.000 MH

No calibration applied and no bandpass applied



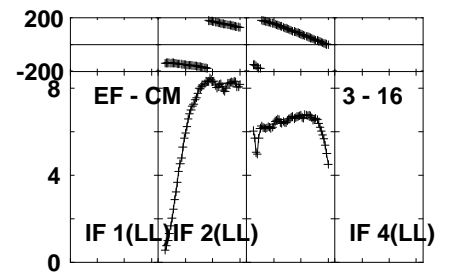
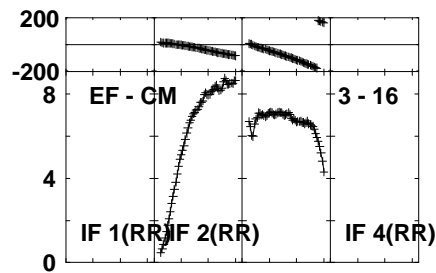
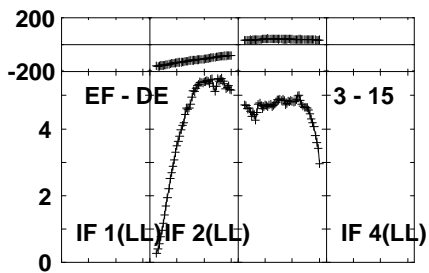
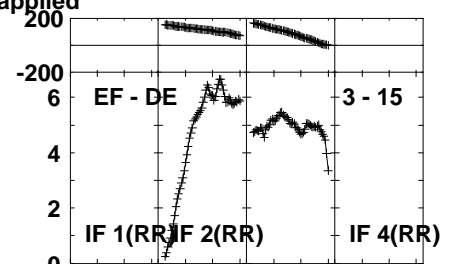
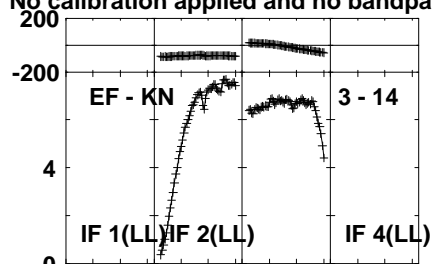
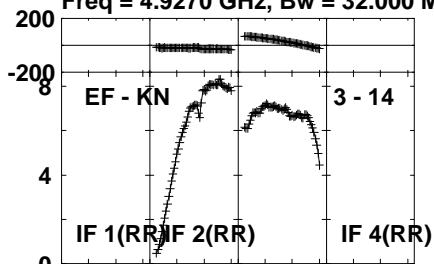
Lower frame: Milli Ampl Jy Top frame: Phas deg
Vector averaged cross-power spectrum Several baselines displayed
Timerange: 00/08:03:40 to 00/08:05:30

Plot file version 99 created 13-FEB-2023 17:06:12

J0958+65 EW029D 1.UVDATA.1

Freq = 4.9270 GHz, Bw = 32.000 MH

No calibration applied and no bandpass applied



Lower frame: Milli Ampl Jy Top frame: Phas deg

Vector averaged cross-power spectrum Several baselines displayed

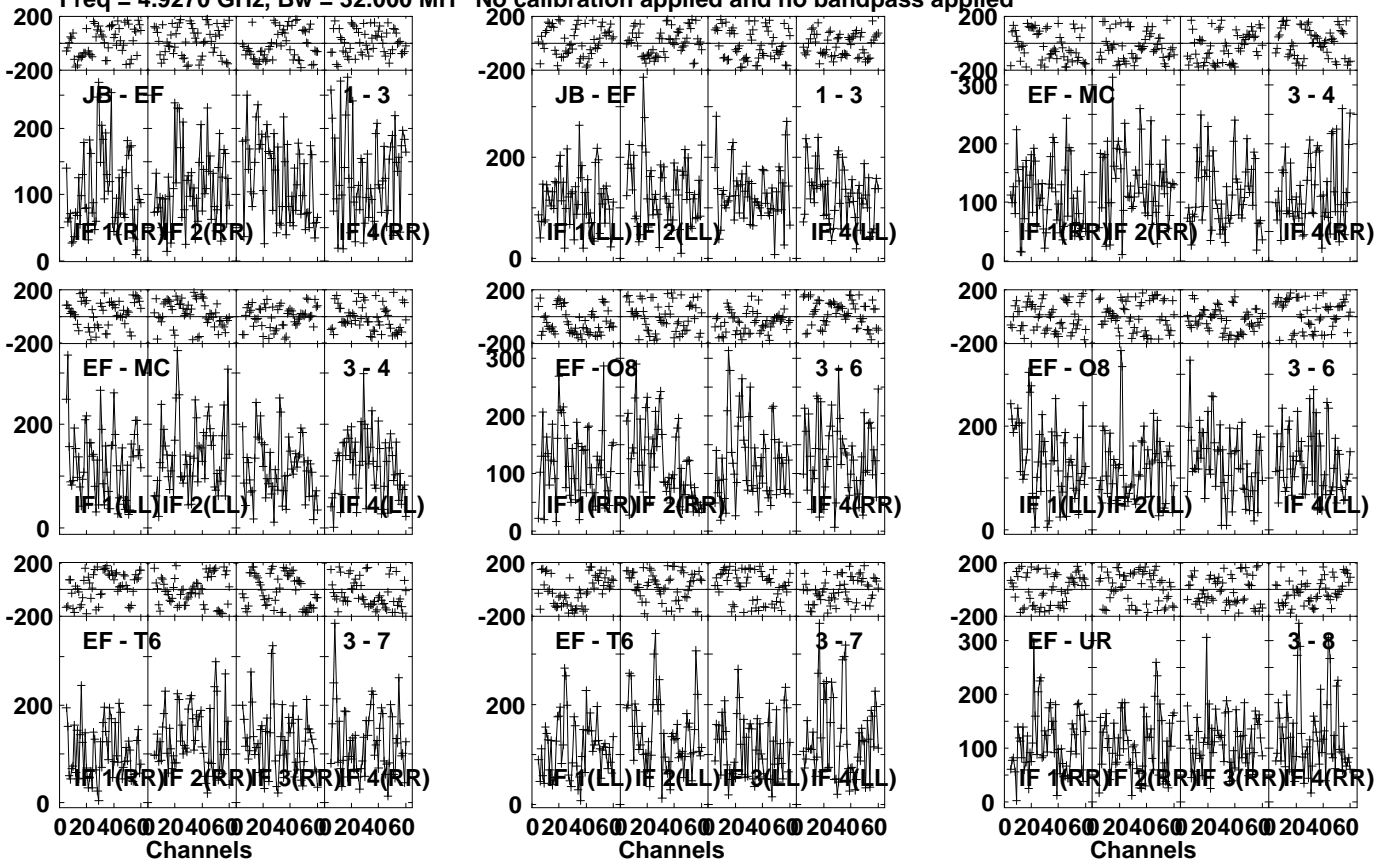
Timerange: 00/08:03:40 to 00/08:05:30

Plot file version 100 created 13-FEB-2023 17:06:12

EW02900 EW029D 1.UVDATA.1

Freq = 4.9270 GHz, Bw = 32.000 MH

No calibration applied and no bandpass applied



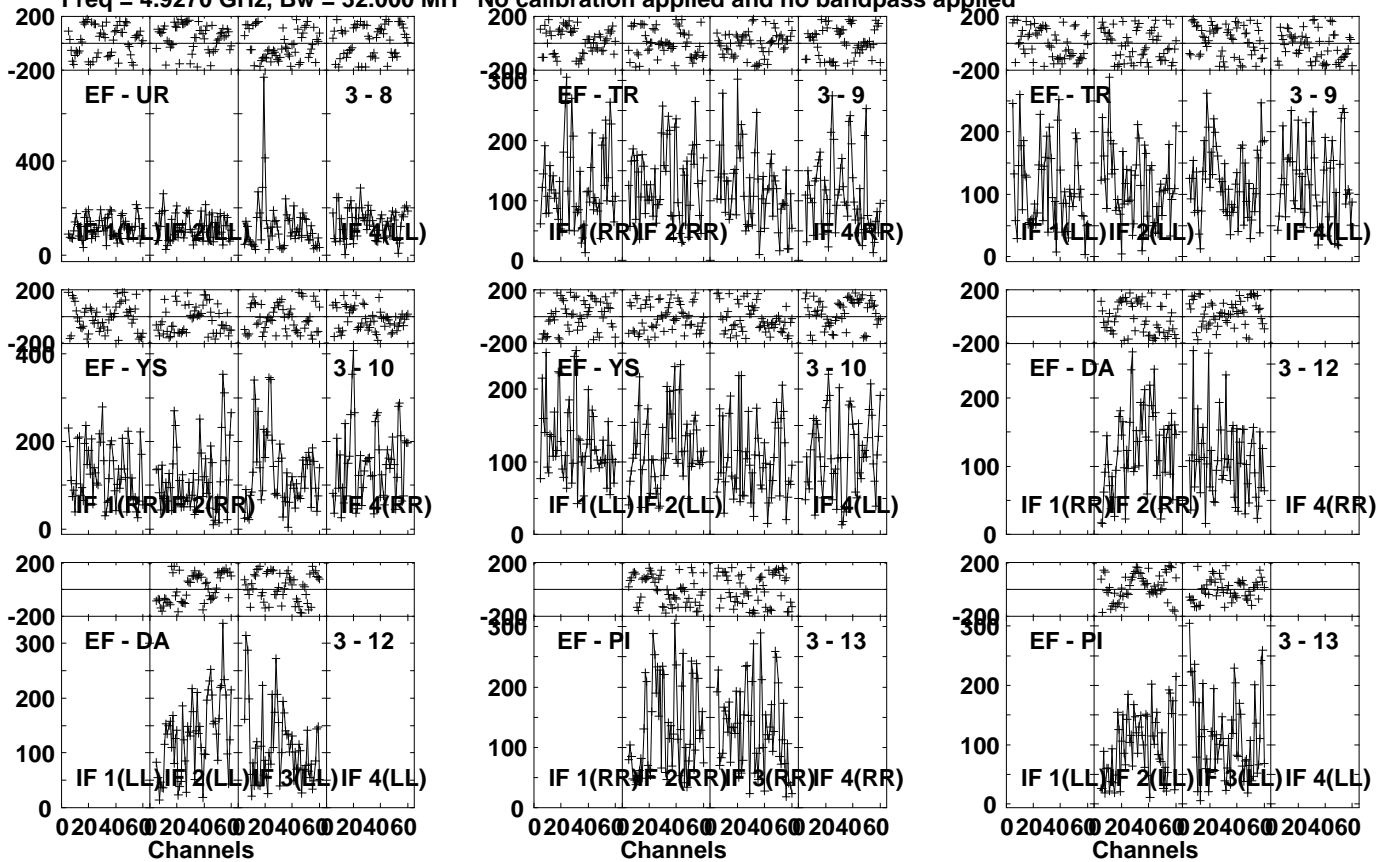
Lower frame: Micro Ampl Jy Top frame: Phas deg
Vector averaged cross-power spectrum Several baselines displayed
Timerange: 00:08:05:30 to 00:08:09:59

Plot file version 101 created 13-FEB-2023 17:06:12

EW02900 EW029D 1.UVDATA.1

Freq = 4.9270 GHz, Bw = 32.000 MH

No calibration applied and no bandpass applied

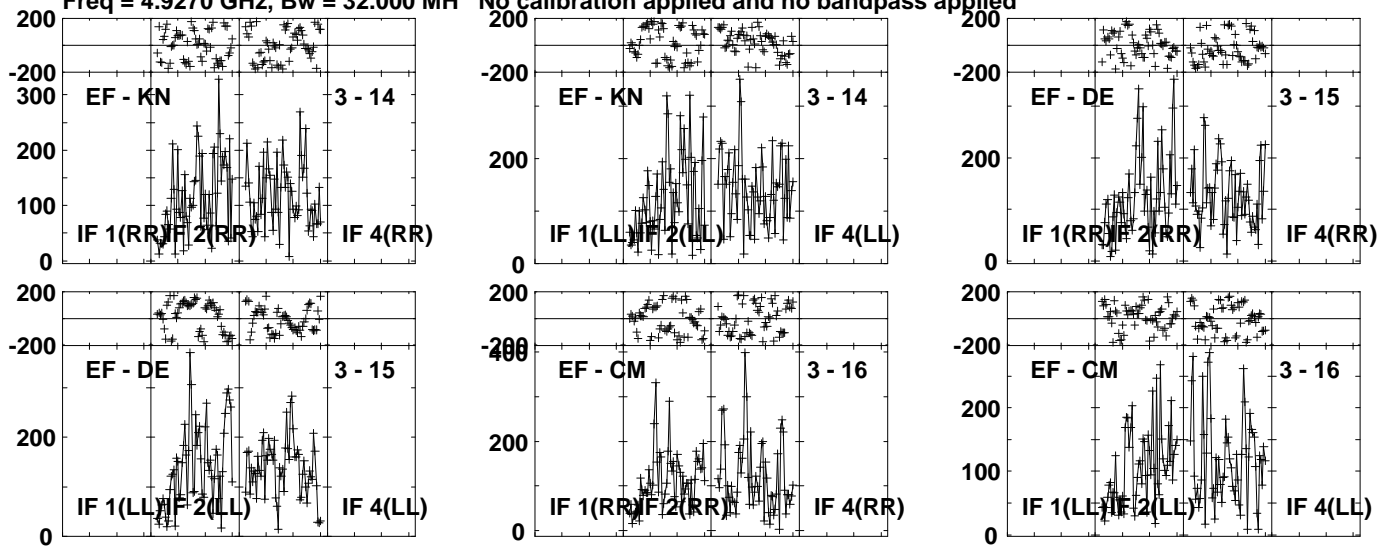


Lower frame: Micro Ampl Jy Top frame: Phas deg
Vector averaged cross-power spectrum Several baselines displayed
Timerange: 00/08:05:30 to 00/08:09:59

Plot file version 102 created 13-FEB-2023 17:06:12

EW02900 EW029D 1.UVDATA.1

Freq = 4.9270 GHz, Bw = 32.000 MH No calibration applied and no bandpass applied



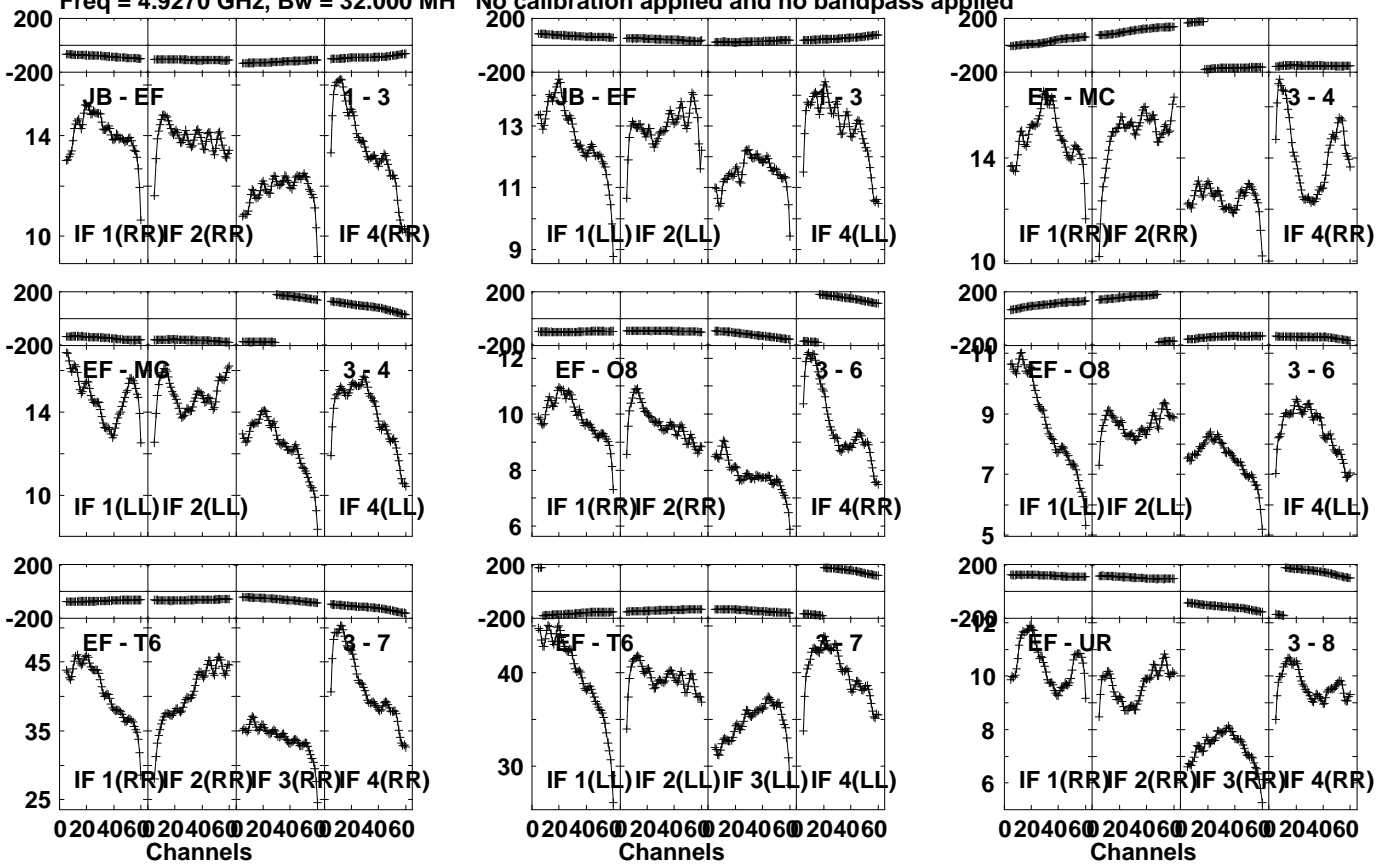
Lower frame: Micro Ampl Jy Top frame: Phas deg
Vector averaged cross-power spectrum Several baselines displayed
Timerange: 00:08:05:30 to 00:08:09:59

Plot file version 103 created 13-FEB-2023 17:06:12

J0958+65 EW029D 1.UVDATA.1

Freq = 4.9270 GHz, Bw = 32.000 MH

No calibration applied and no bandpass applied



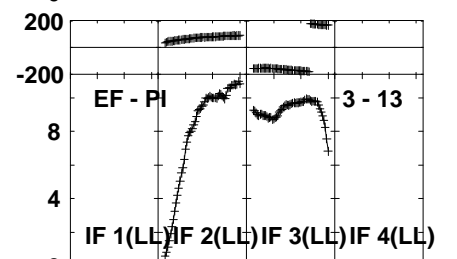
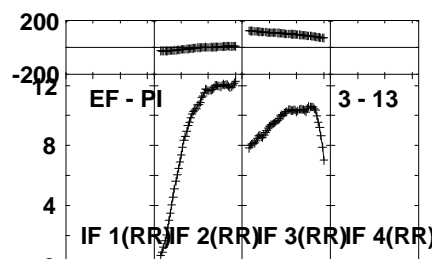
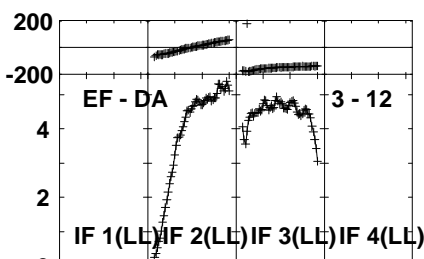
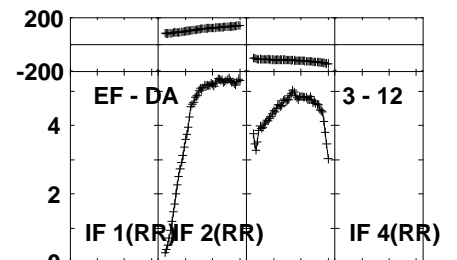
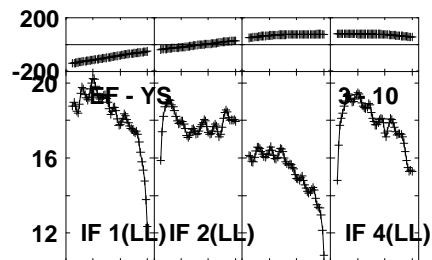
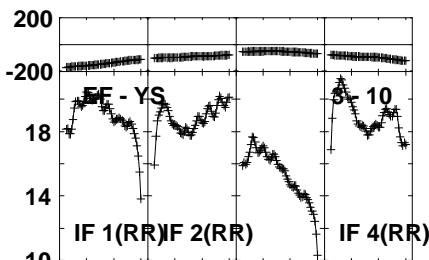
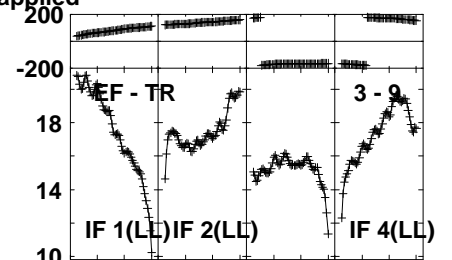
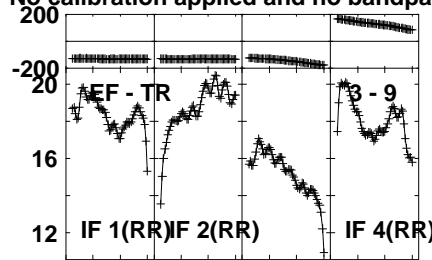
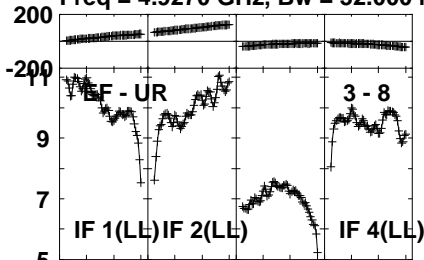
Lower frame: Milli Ampl Jy Top frame: Phas deg
Vector averaged cross-power spectrum Several baselines displayed
Timerange: 00/08:10:00 to 00/08:12:30

Plot file version 104 created 13-FEB-2023 17:06:12

J0958+65 EW029D 1.UVDATA.1

Freq = 4.9270 GHz, Bw = 32.000 MH

No calibration applied and no bandpass applied



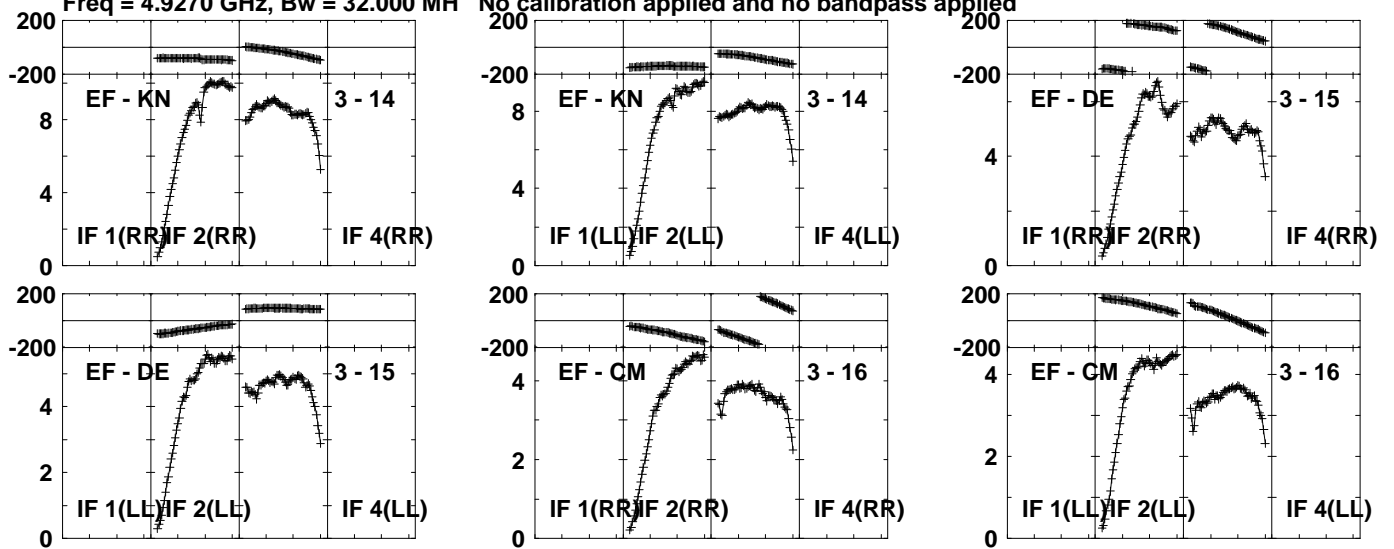
Lower frame: Milli Ampl Jy Top frame: Phas deg
Vector averaged cross-power spectrum Several baselines displayed
Timerange: 00/08:10:00 to 00/08:12:30

Plot file version 105 created 13-FEB-2023 17:06:12

J0958+65 EW029D 1.UVDATA.1

Freq = 4.9270 GHz, Bw = 32.000 MH

No calibration applied and no bandpass applied



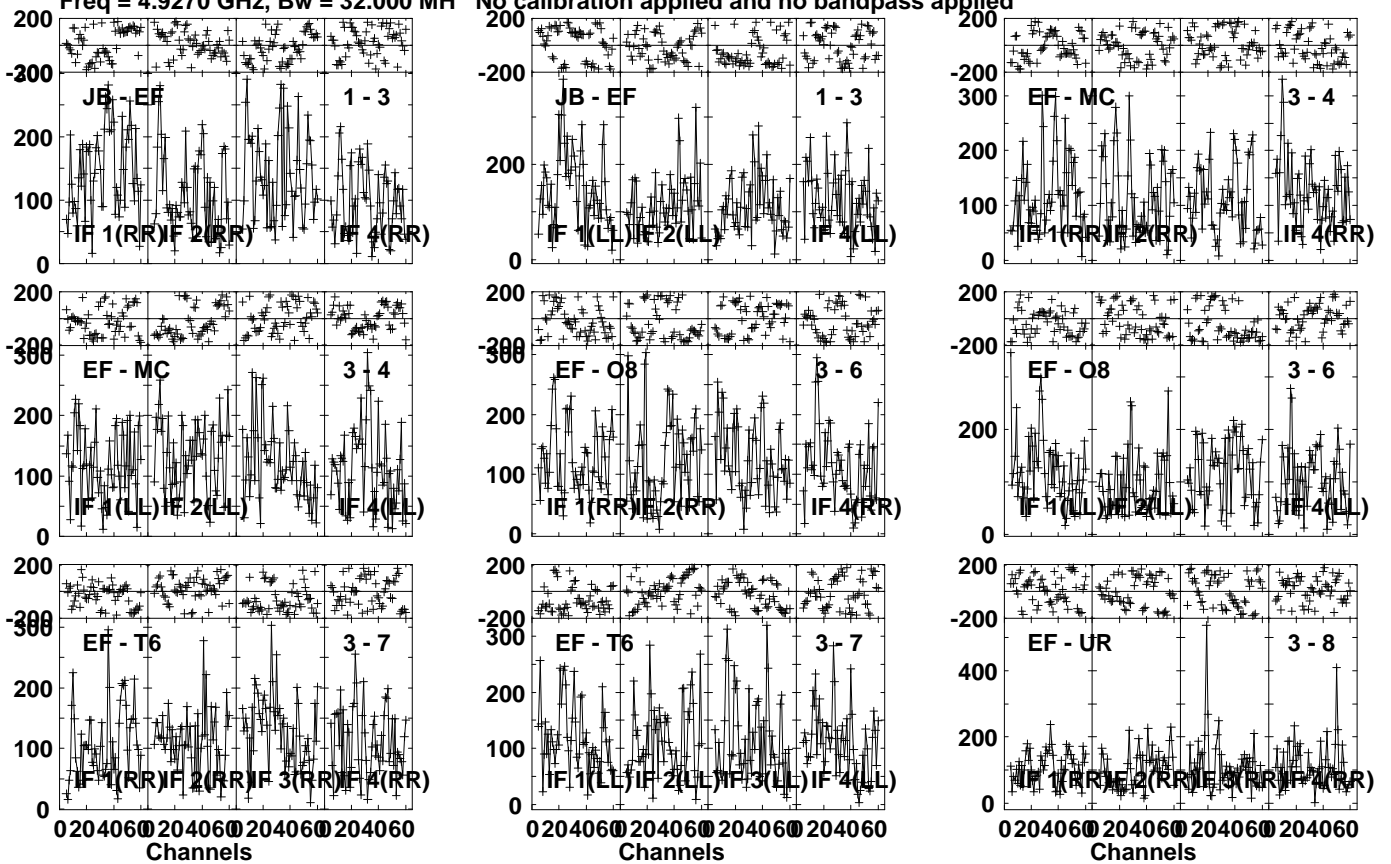
Lower frame: Milli Ampl Jy Top frame: Phas deg
Vector averaged cross-power spectrum Several baselines displayed
Timerange: 00/08:10:00 to 00/08:12:30

Plot file version 106 created 13-FEB-2023 17:06:12

EW02900 EW029D 1.UVDATA.1

Freq = 4.9270 GHz, Bw = 32.000 MH

No calibration applied and no bandpass applied

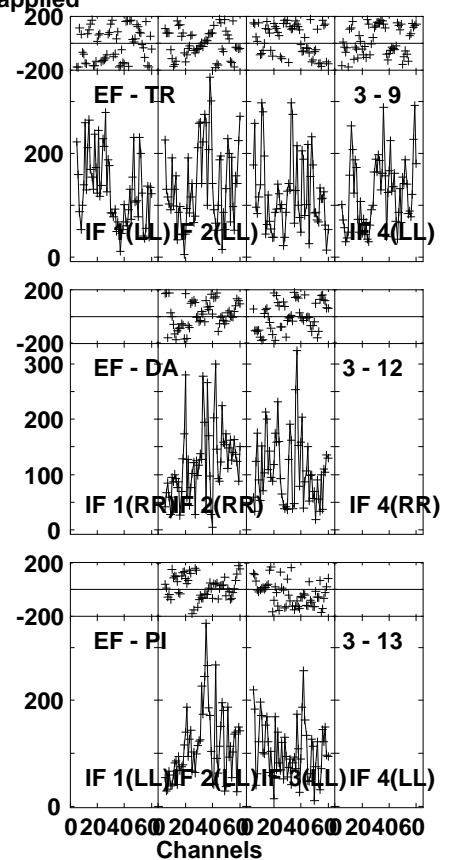
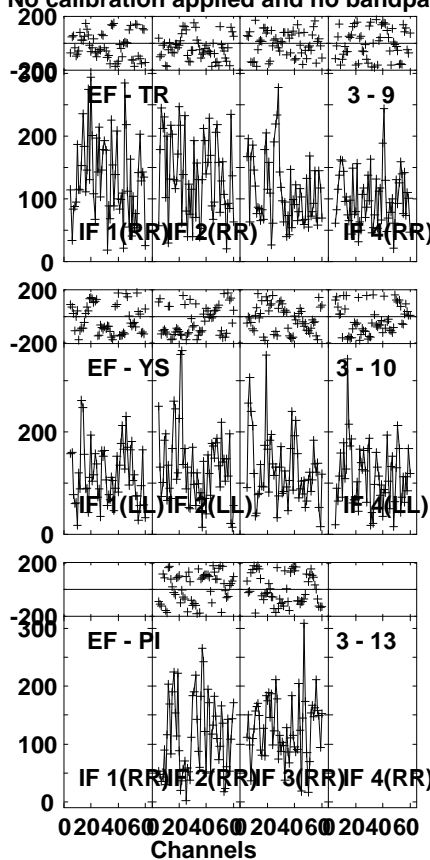
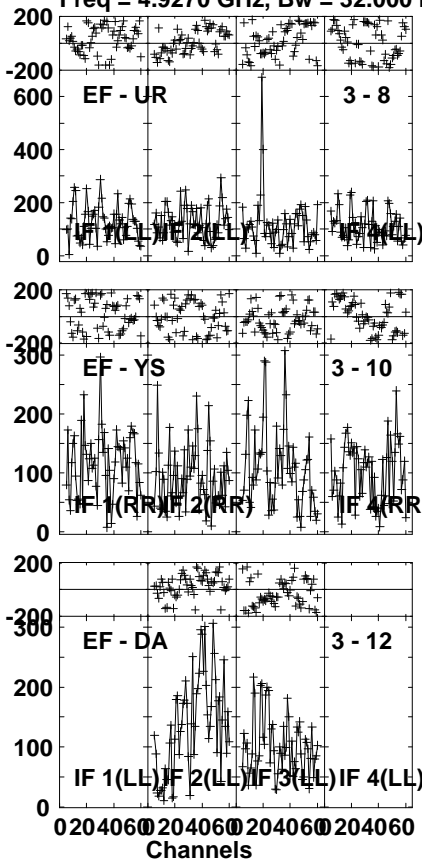


Lower frame: Micro Ampl Jy Top frame: Phas deg
Vector averaged cross-power spectrum Several baselines displayed
Timerange: 00/08:12:31 to 00/08:16:59

Plot file version 107 created 13-FEB-2023 17:06:13

EW02900 EW029D 1.UVDATA.1

Freq = 4.9270 GHz, Bw = 32.000 MH No calibration applied and no bandpass applied



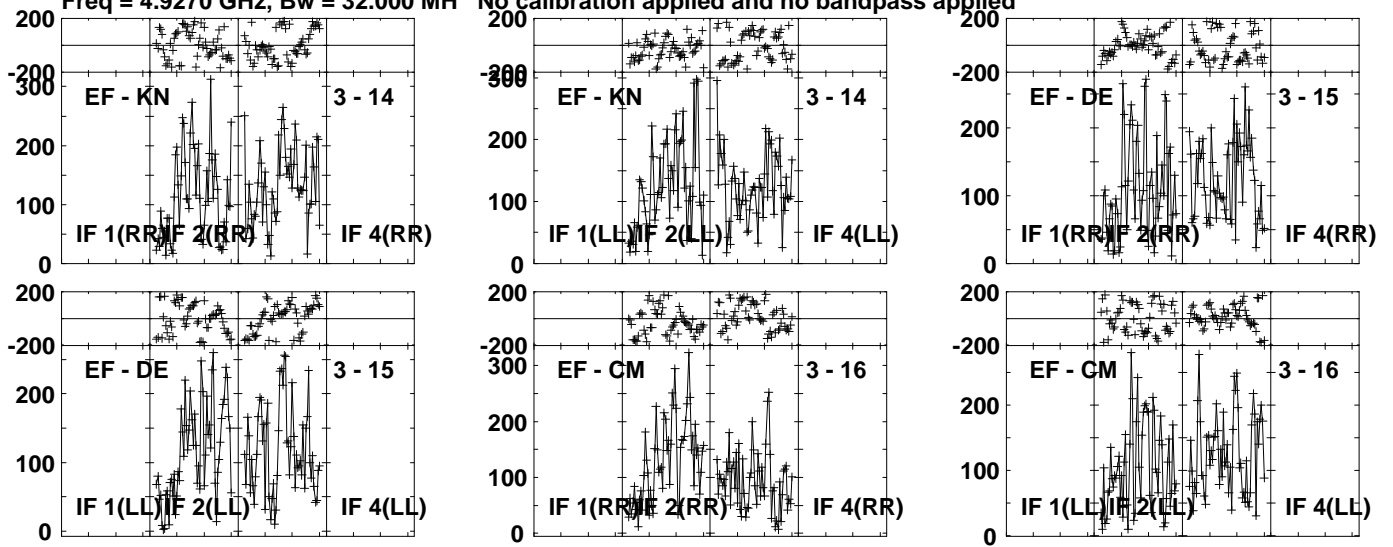
Lower frame: Micro Ampl Jy Top frame: Phas deg
Vector averaged cross-power spectrum Several baselines displayed
Timerange: 00:08:12:31 to 00:08:16:59

Plot file version 108 created 13-FEB-2023 17:06:13

EW02900 EW029D 1.UVDATA.1

Freq = 4.9270 GHz, Bw = 32.000 MH

No calibration applied and no bandpass applied



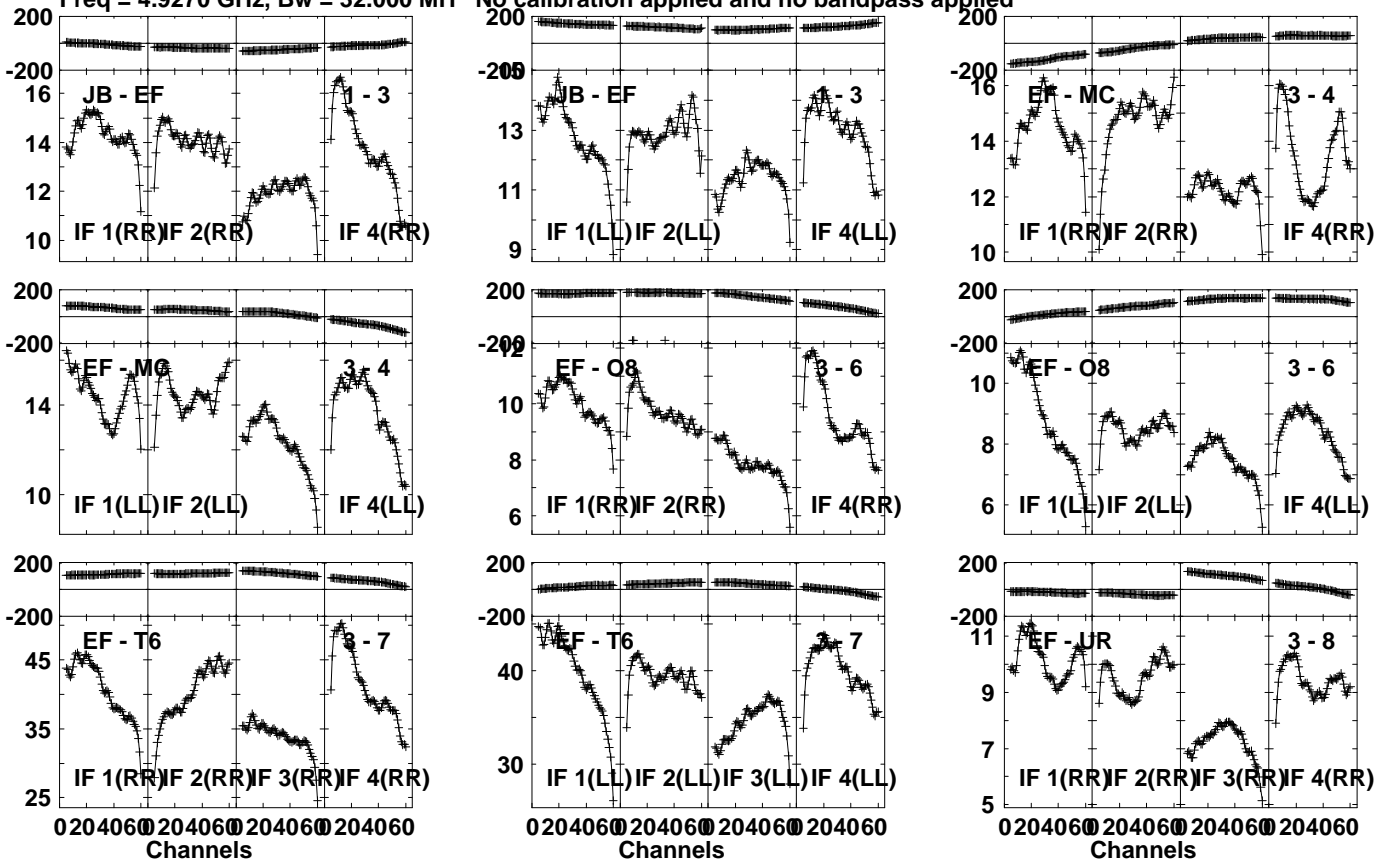
Lower frame: Micro Ampl Jy Top frame: Phas deg
Vector averaged cross-power spectrum Several baselines displayed
Timerange: 00/08:12:31 to 00/08:16:59

Plot file version 109 created 13-FEB-2023 17:06:13

J0958+65 EW029D 1.UVDATA.1

Freq = 4.9270 GHz, Bw = 32.000 MH

No calibration applied and no bandpass applied



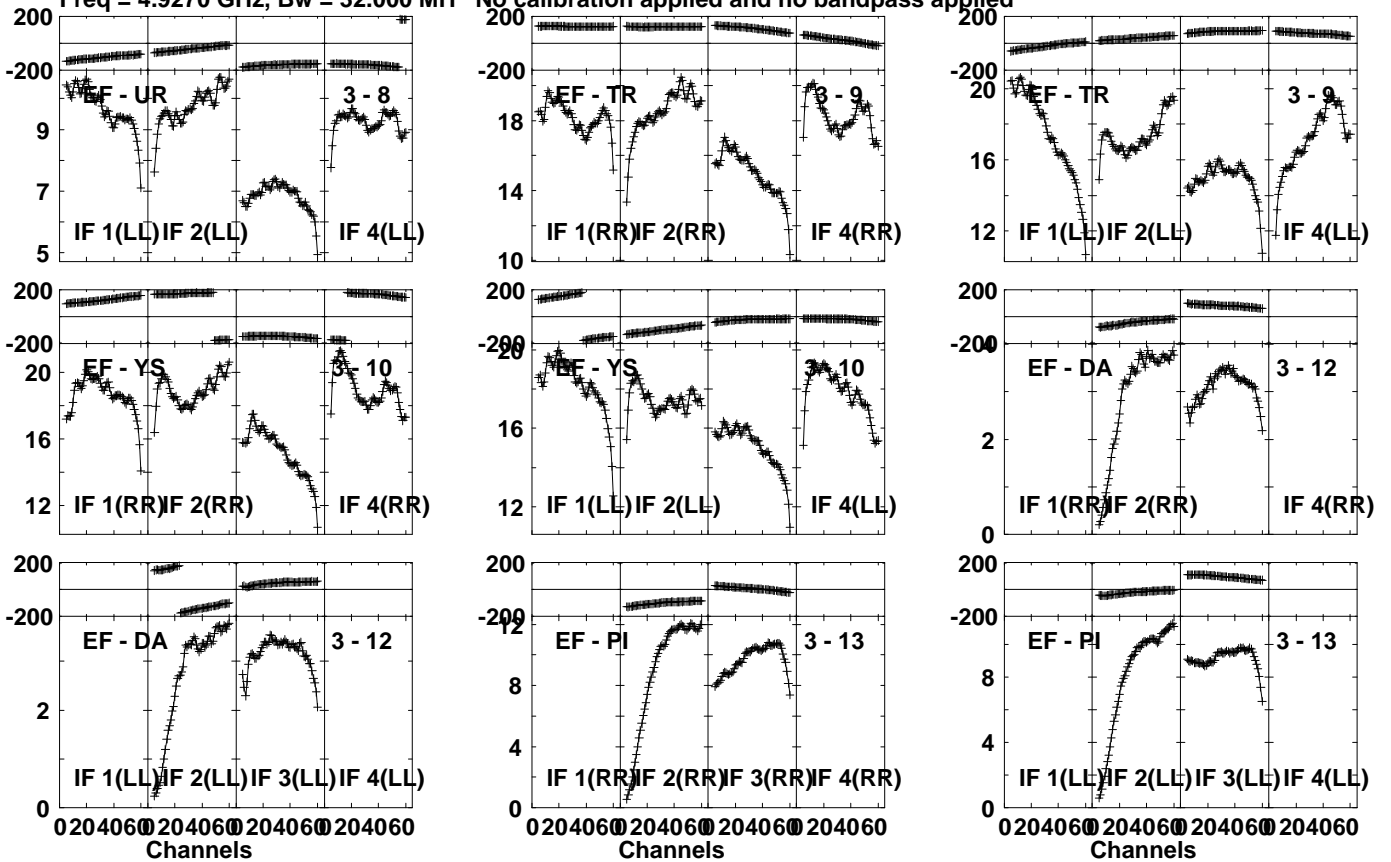
Lower frame: Milli Ampl Jy Top frame: Phas deg
Vector averaged cross-power spectrum Several baselines displayed
Timerange: 00/08:17:40 to 00/08:19:30

Plot file version 110 created 13-FEB-2023 17:06:13

J0958+65 EW029D 1.UVDATA.1

Freq = 4.9270 GHz, Bw = 32.000 MH

No calibration applied and no bandpass applied



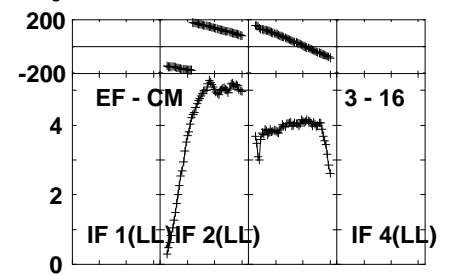
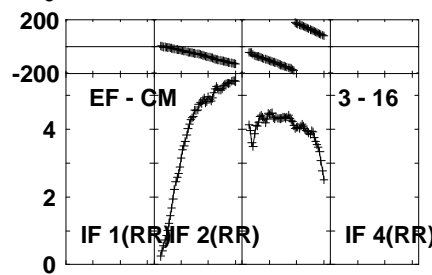
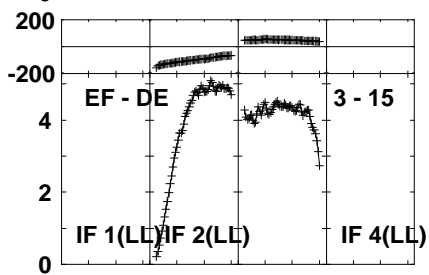
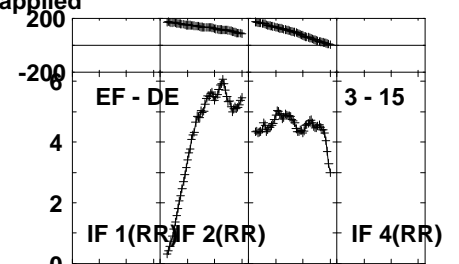
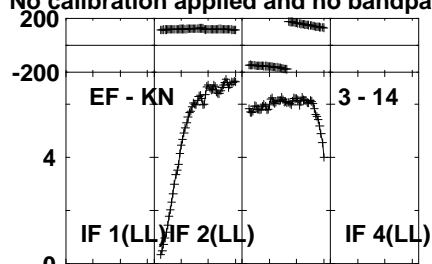
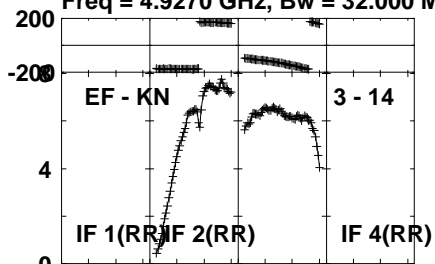
Lower frame: Milli Ampl Jy Top frame: Phas deg
Vector averaged cross-power spectrum Several baselines displayed
Timerange: 00/08:17:40 to 00/08:19:30

Plot file version 111 created 13-FEB-2023 17:06:13

J0958+65 EW029D 1.UVDATA.1

Freq = 4.9270 GHz, Bw = 32.000 MH

No calibration applied and no bandpass applied



Lower frame: Milli Ampl Jy Top frame: Phas deg

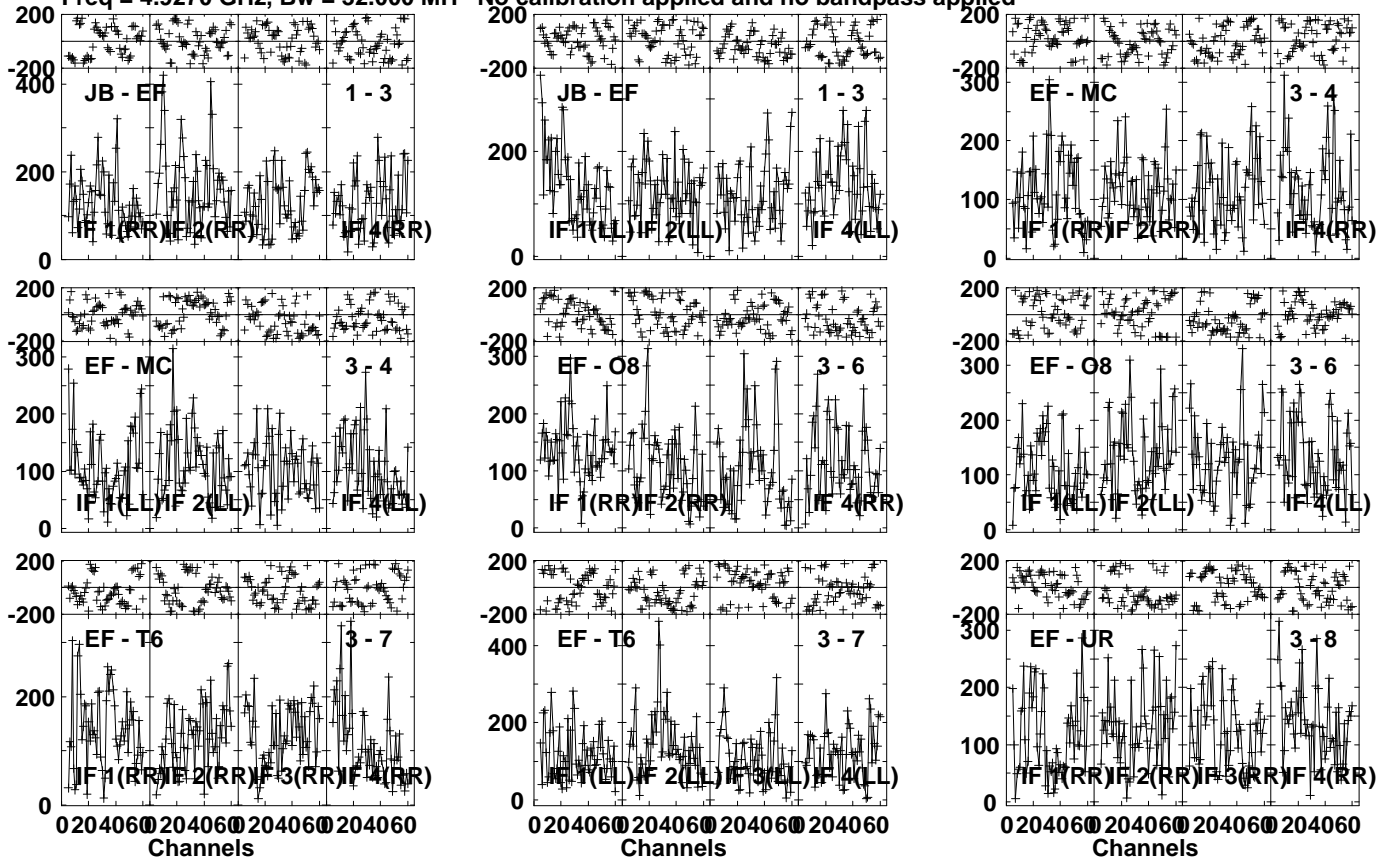
Vector averaged cross-power spectrum Several baselines displayed

Timerange: 00/08:17:40 to 00/08:19:30

Plot file version 112 created 13-FEB-2023 17:06:13

EW02900 EW029D 1.UVDATA.1

Freq = 4.9270 GHz, Bw = 32.000 MH No calibration applied and no bandpass applied



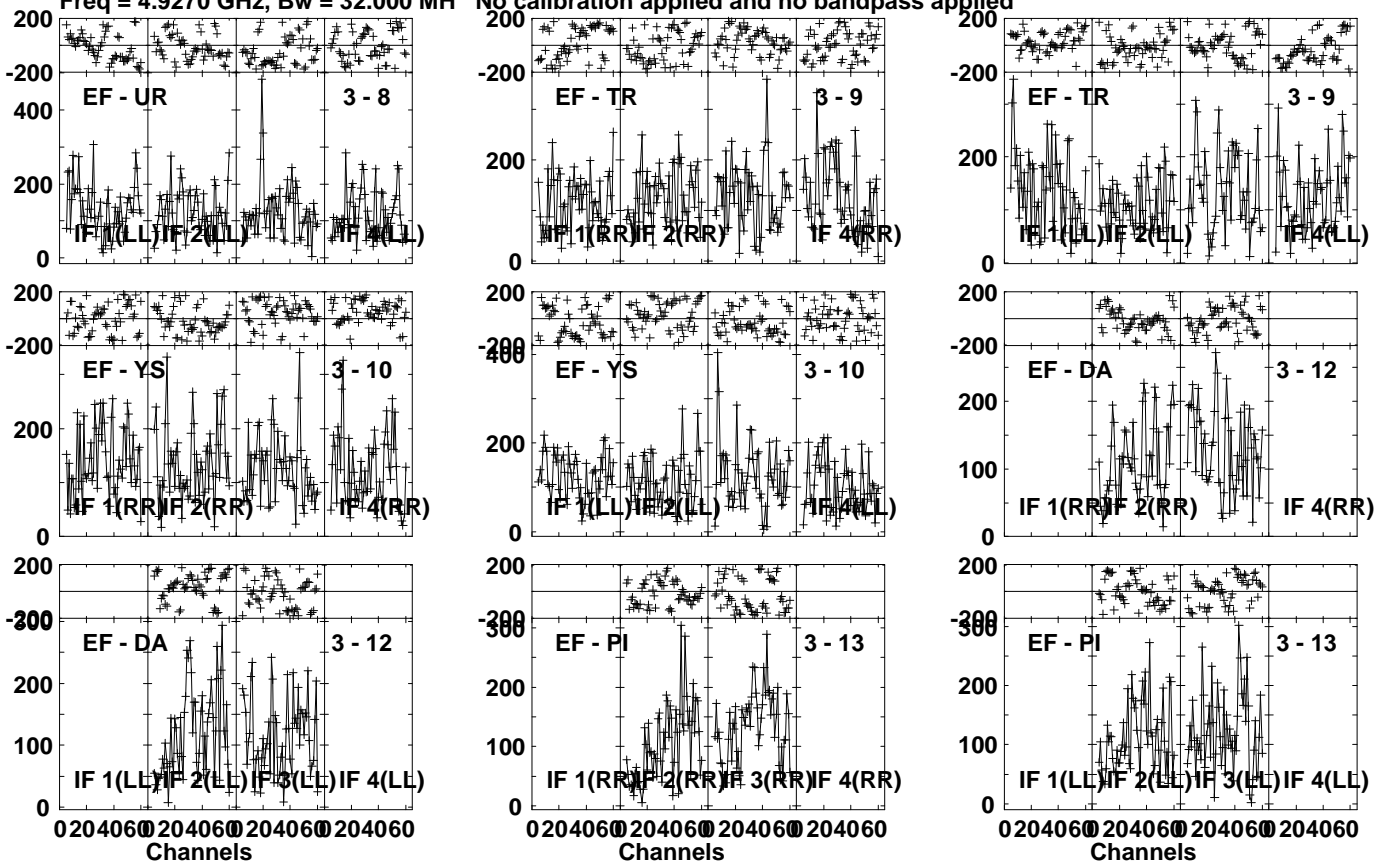
Lower frame: Micro Ampl Jy Top frame: Phas deg
Vector averaged cross-power spectrum Several baselines displayed
Timerange: 00/08:19:31 to 00/08:23:59

Plot file version 113 created 13-FEB-2023 17:06:13

EW02900 EW029D 1.UVDATA.1

Freq = 4.9270 GHz, Bw = 32.000 MH

No calibration applied and no bandpass applied

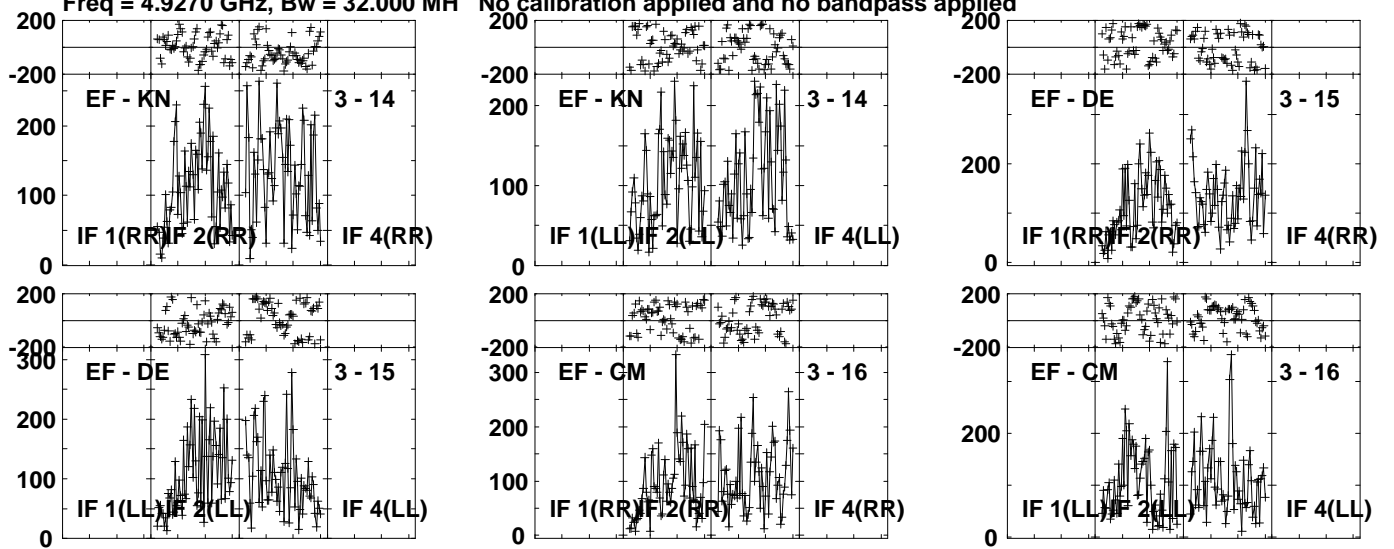


Lower frame: Micro Ampl Jy Top frame: Phas deg
Vector averaged cross-power spectrum Several baselines displayed
Timerange: 00/08:19:31 to 00/08:23:59

Plot file version 114 created 13-FEB-2023 17:06:14

EW02900 EW029D 1.UVDATA.1

Freq = 4.9270 GHz, Bw = 32.000 MH No calibration applied and no bandpass applied



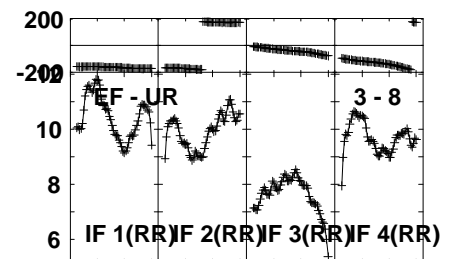
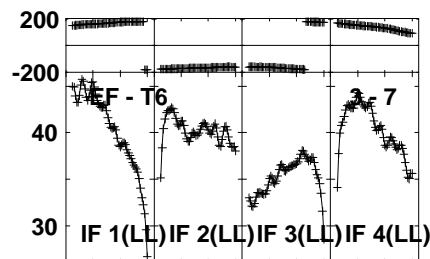
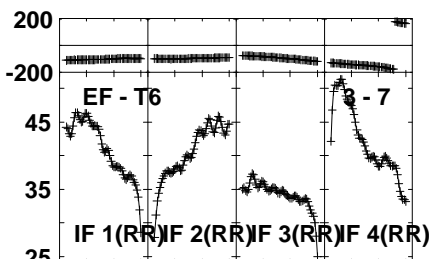
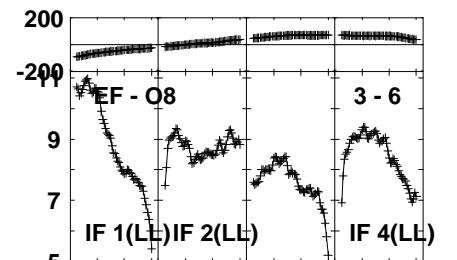
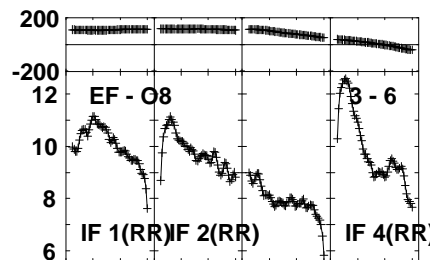
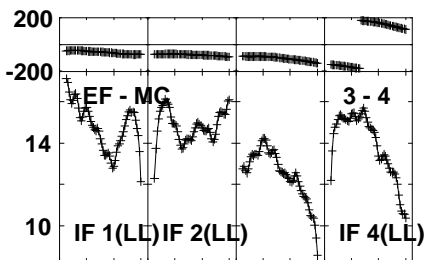
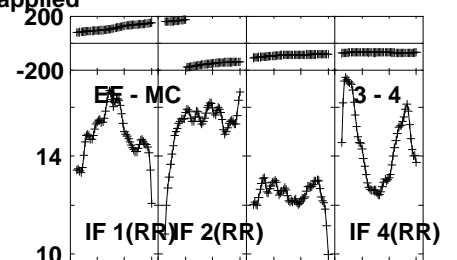
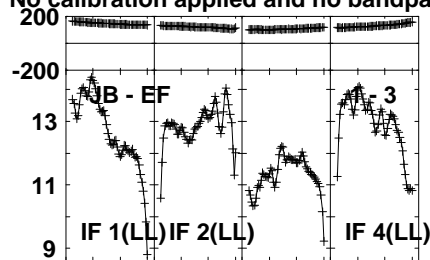
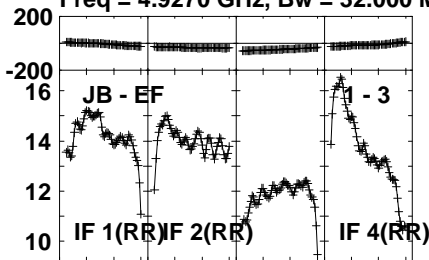
Lower frame: Micro Ampl Jy Top frame: Phas deg
Vector averaged cross-power spectrum Several baselines displayed
Timerange: 00/08:19:31 to 00/08:23:59

Plot file version 115 created 13-FEB-2023 17:06:14

J0958+65 EW029D 1.UVDATA.1

Freq = 4.9270 GHz, Bw = 32.000 MH

No calibration applied and no bandpass applied



0204060 204060 204060 204060
Channels

0204060 204060 204060 204060
Channels

0204060 204060 204060 204060
Channels

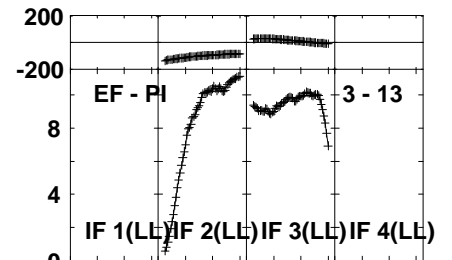
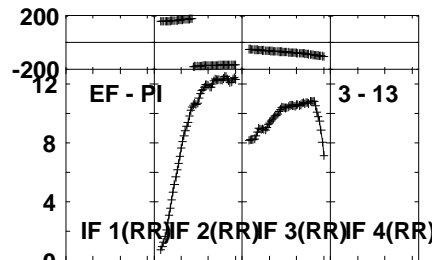
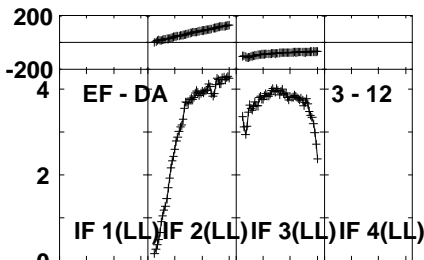
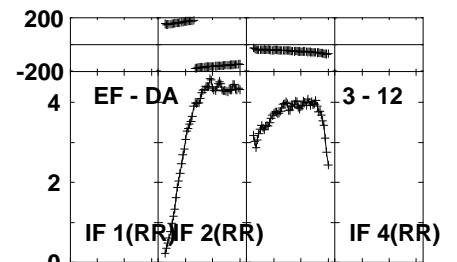
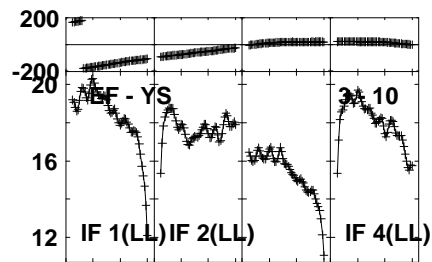
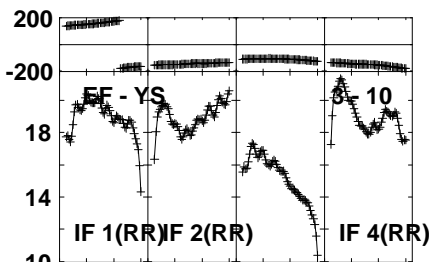
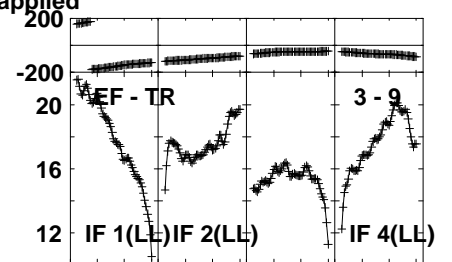
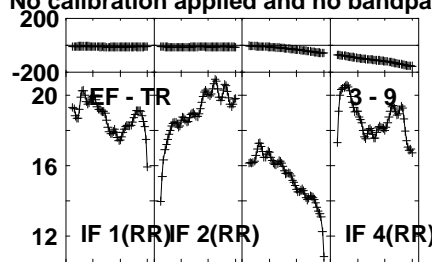
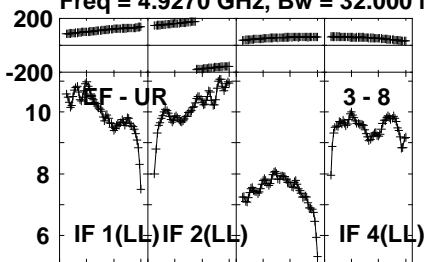
Lower frame: Milli Ampl Jy Top frame: Phas deg
Vector averaged cross-power spectrum Several baselines displayed
Timerange: 00/08:24:41 to 00/08:26:30

Plot file version 116 created 13-FEB-2023 17:06:14

J0958+65 EW029D 1.UVDATA.1

Freq = 4.9270 GHz, Bw = 32.000 MH

No calibration applied and no bandpass applied

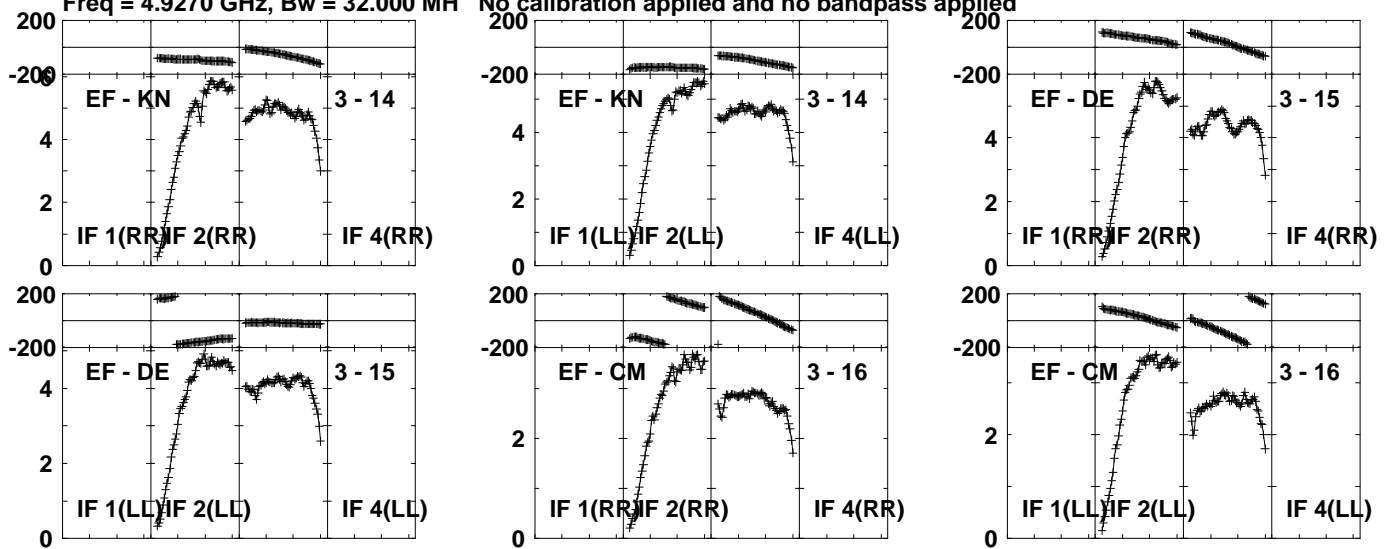


Lower frame: Milli Ampl Jy Top frame: Phas deg
Vector averaged cross-power spectrum Several baselines displayed
Timerange: 00/08:24:41 to 00/08:26:30

Plot file version 117 created 13-FEB-2023 17:06:14

J0958+65 EW029D 1.UVDATA.1

Freq = 4.9270 GHz, Bw = 32.000 MH No calibration applied and no bandpass applied



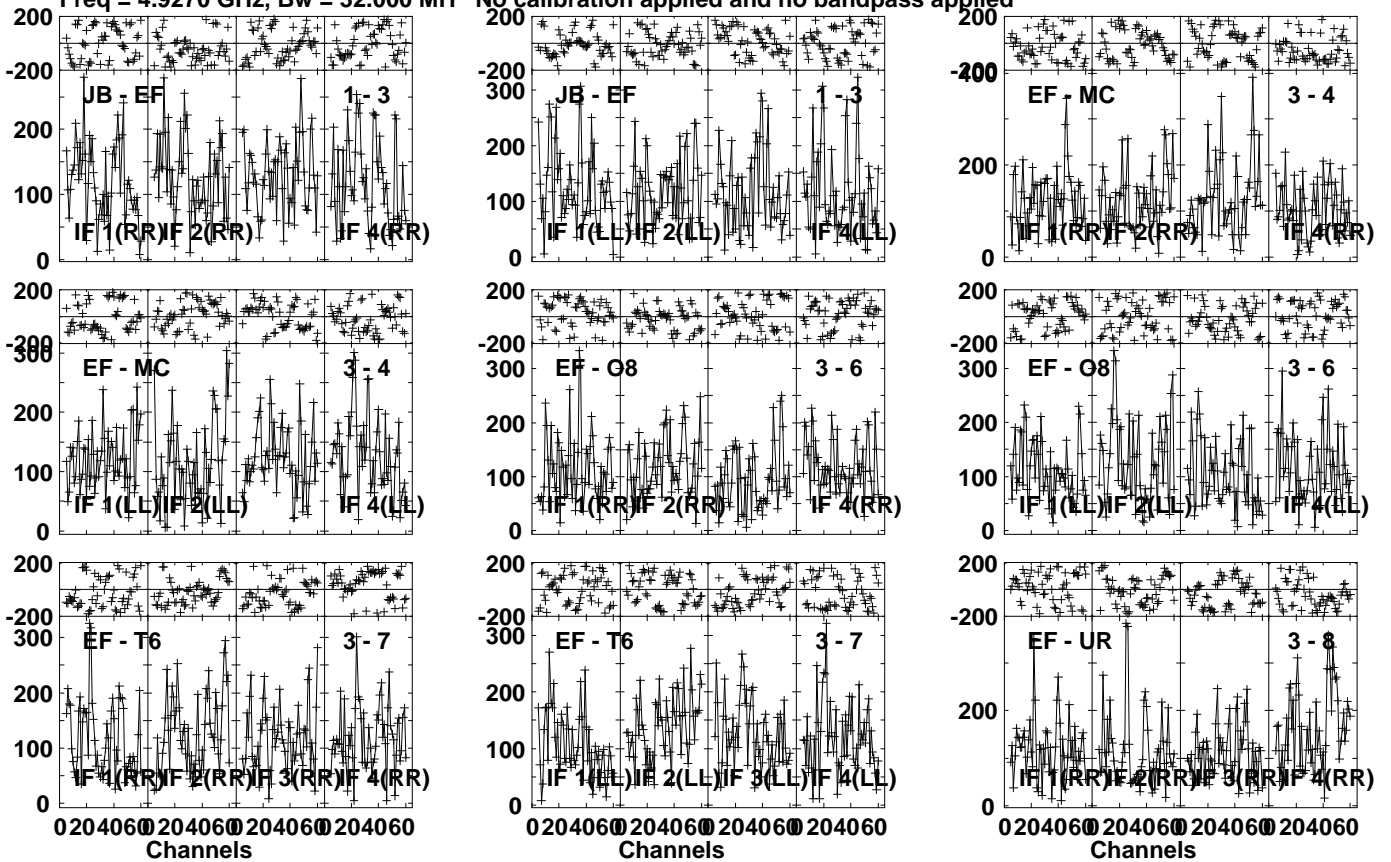
Lower frame: Milli Ampl Jy Top frame: Phas deg
Vector averaged cross-power spectrum Several baselines displayed
Timerange: 00/08:24:41 to 00/08:26:30

Plot file version 118 created 13-FEB-2023 17:06:14

EW02900 EW029D 1.UVDATA.1

Freq = 4.9270 GHz, Bw = 32.000 MH

No calibration applied and no bandpass applied

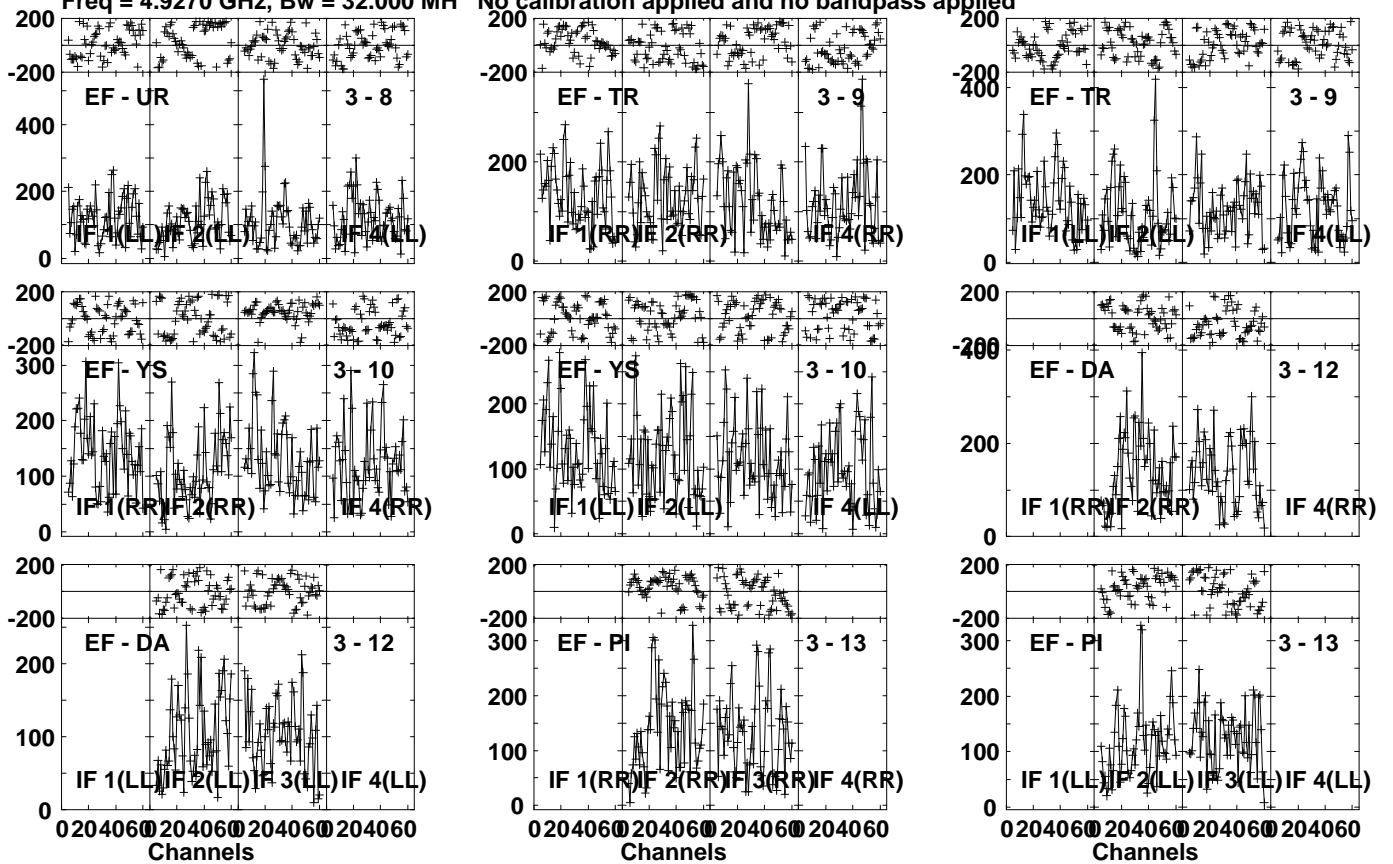


Lower frame: Micro Ampl Jy Top frame: Phas deg
Vector averaged cross-power spectrum Several baselines displayed
Timerange: 00/08:26:31 to 00/08:30:59

Plot file version 119 created 13-FEB-2023 17:06:14

EW02900 EW029D 1.UVDATA.1

Freq = 4.9270 GHz, Bw = 32.000 MH No calibration applied and no bandpass applied



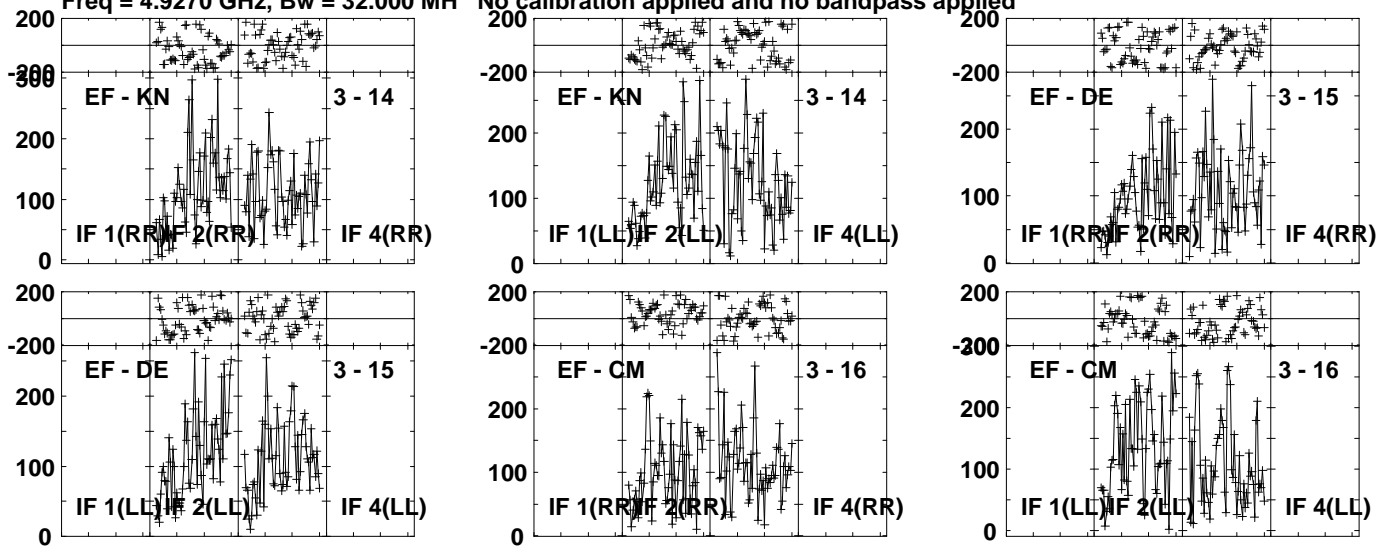
Lower frame: Micro Ampl Jy Top frame: Phas deg
Vector averaged cross-power spectrum Several baselines displayed
Timerange: 00/08:26:31 to 00/08:30:59

Plot file version 120 created 13-FEB-2023 17:06:14

EW02900 EW029D 1.UVDATA.1

Freq = 4.9270 GHz, Bw = 32.000 MH

No calibration applied and no bandpass applied

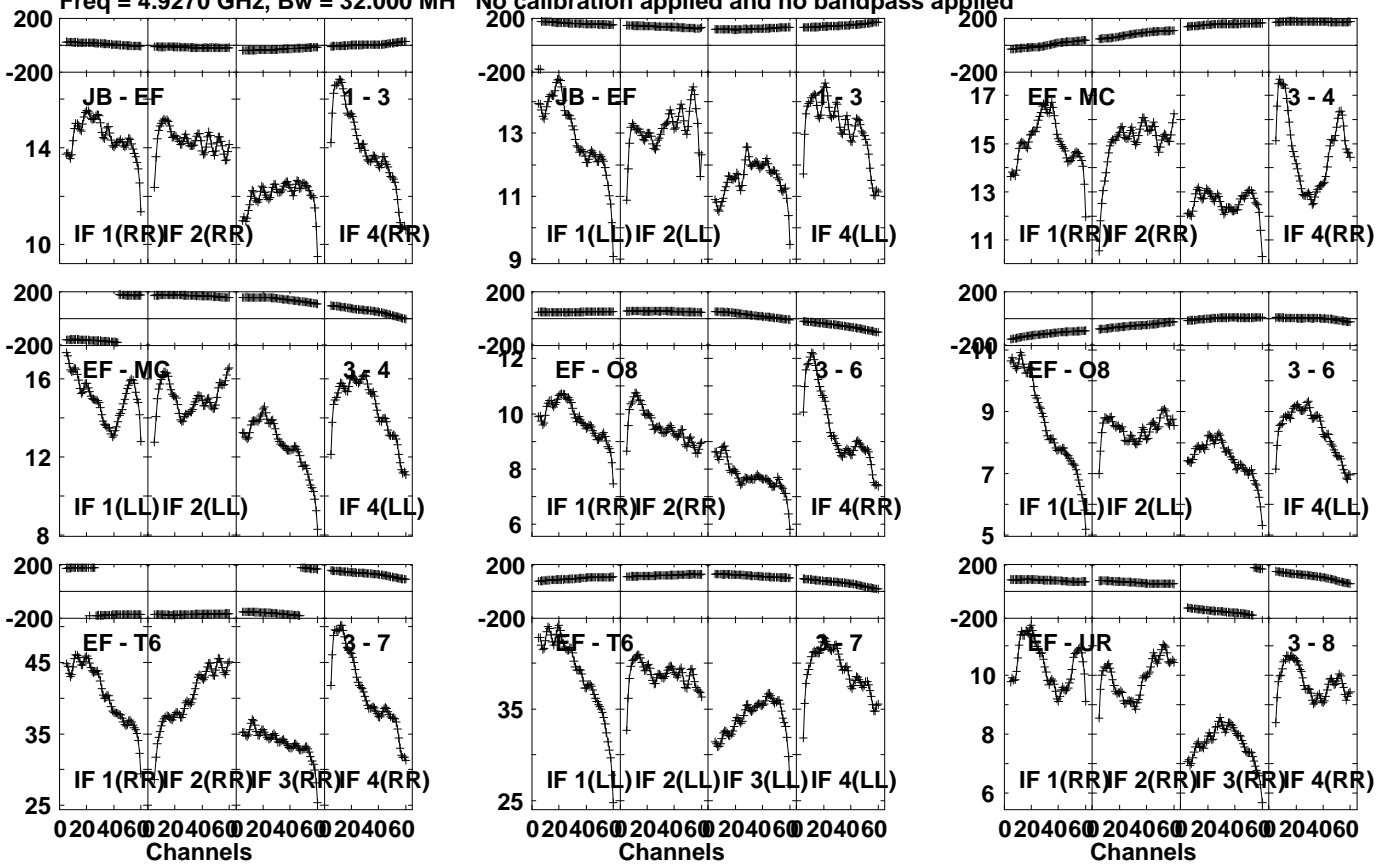


Lower frame: Micro Ampl Jy Top frame: Phas deg
Vector averaged cross-power spectrum Several baselines displayed
Timerange: 00/08:26:31 to 00/08:30:59

Plot file version 121 created 13-FEB-2023 17:06:14

J0958+65 EW029D 1.UVDATA.1

Freq = 4.9270 GHz, Bw = 32.000 MH No calibration applied and no bandpass applied



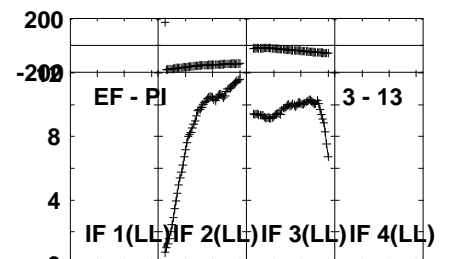
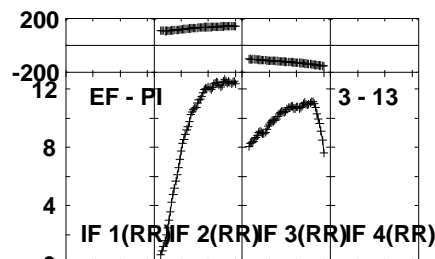
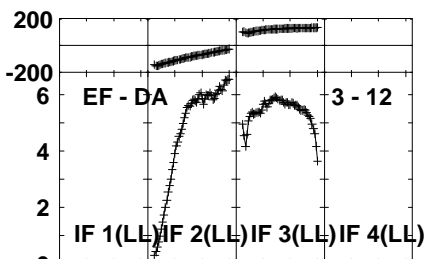
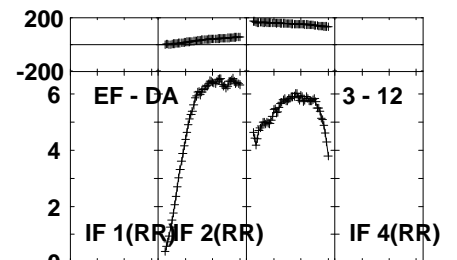
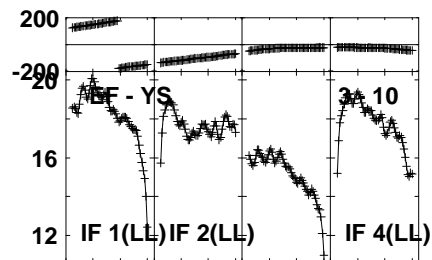
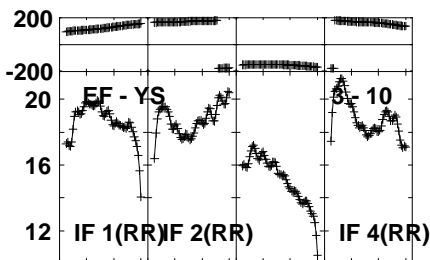
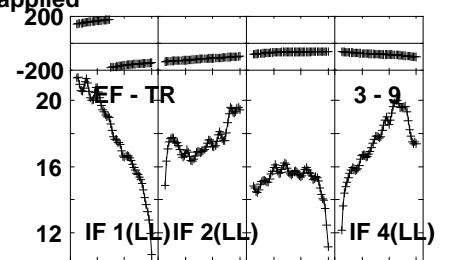
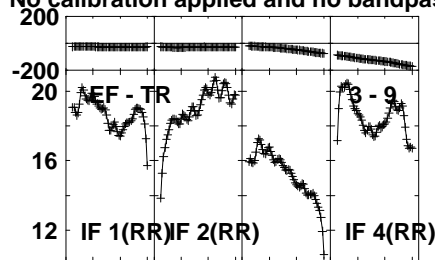
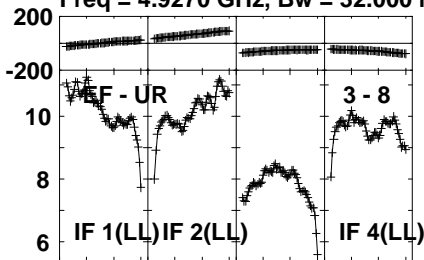
Lower frame: Milli Ampl Jy Top frame: Phas deg
Vector averaged cross-power spectrum Several baselines displayed
Timerange: 00/08:31:01 to 00/08:33:29

Plot file version 122 created 13-FEB-2023 17:06:15

J0958+65 EW029D 1.UVDATA.1

Freq = 4.9270 GHz, Bw = 32.000 MH

No calibration applied and no bandpass applied



0204060 204060 204060 204060
Channels

0204060 204060 204060 204060
Channels

0204060 204060 204060 204060
Channels

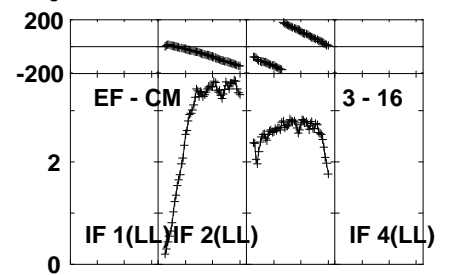
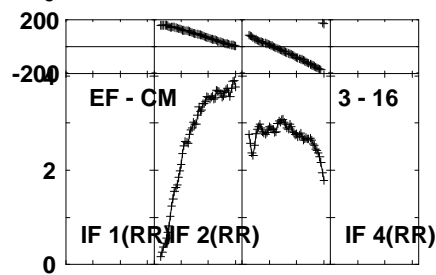
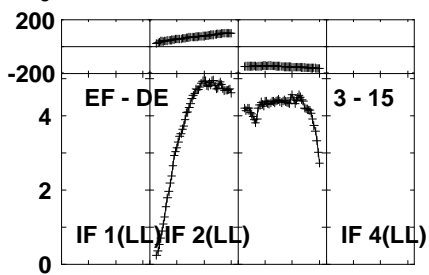
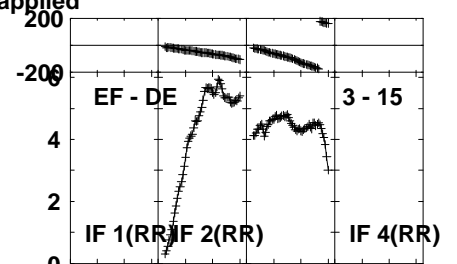
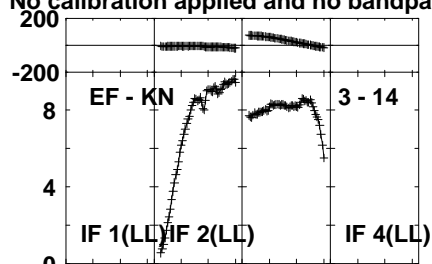
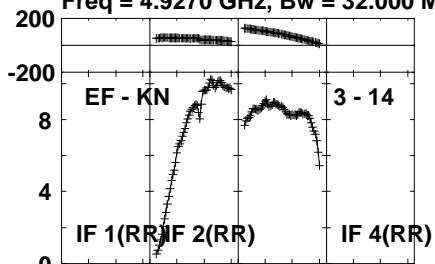
Lower frame: Milli Ampl Jy Top frame: Phas deg
Vector averaged cross-power spectrum Several baselines displayed
Timerange: 00/08:31:01 to 00/08:33:29

Plot file version 123 created 13-FEB-2023 17:06:15

J0958+65 EW029D 1.UVDATA.1

Freq = 4.9270 GHz, Bw = 32.000 MH

No calibration applied and no bandpass applied



Lower frame: Milli Ampl Jy Top frame: Phas deg

Vector averaged cross-power spectrum Several baselines displayed

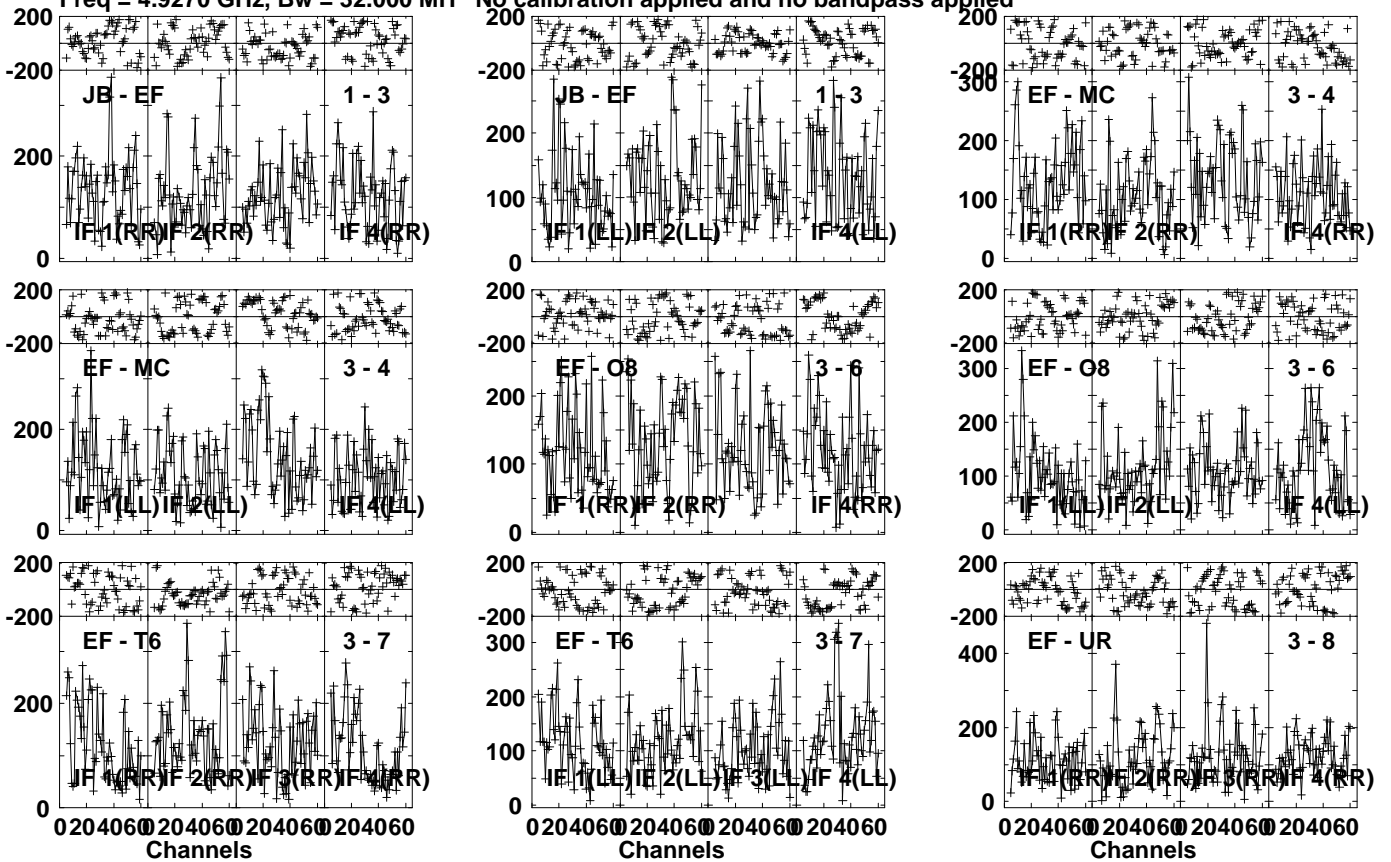
Timerange: 00/08:31:01 to 00/08:33:29

Plot file version 124 created 13-FEB-2023 17:06:15

EW02900 EW029D 1.UVDATA.1

Freq = 4.9270 GHz, Bw = 32.000 MH

No calibration applied and no bandpass applied

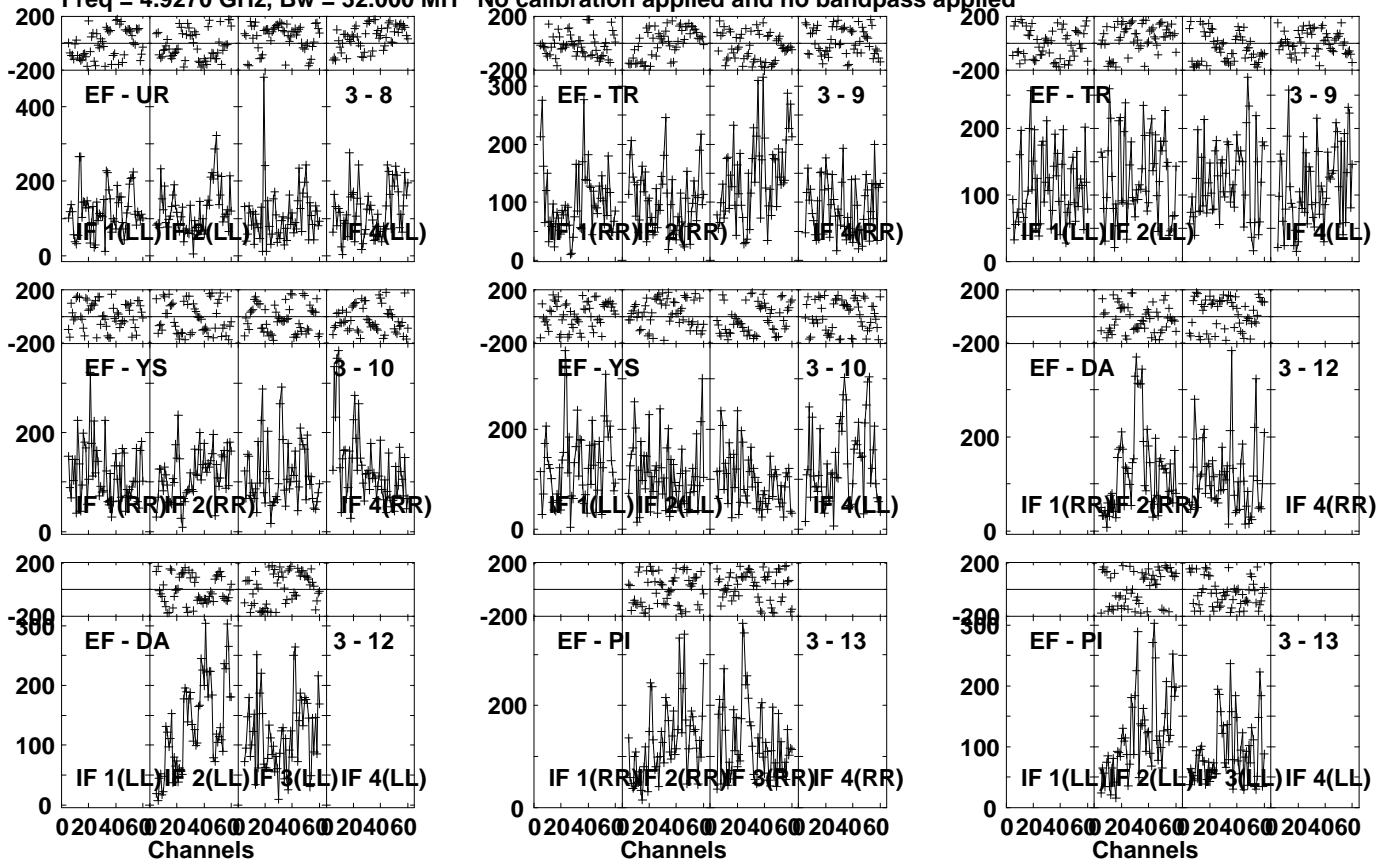


Lower frame: Micro Ampl Jy Top frame: Phas deg
Vector averaged cross-power spectrum Several baselines displayed
Timerange: 00/08:33:30 to 00/08:38:00

Plot file version 125 created 13-FEB-2023 17:06:15

EW02900 EW029D 1.UVDATA.1

Freq = 4.9270 GHz, Bw = 32.000 MH No calibration applied and no bandpass applied

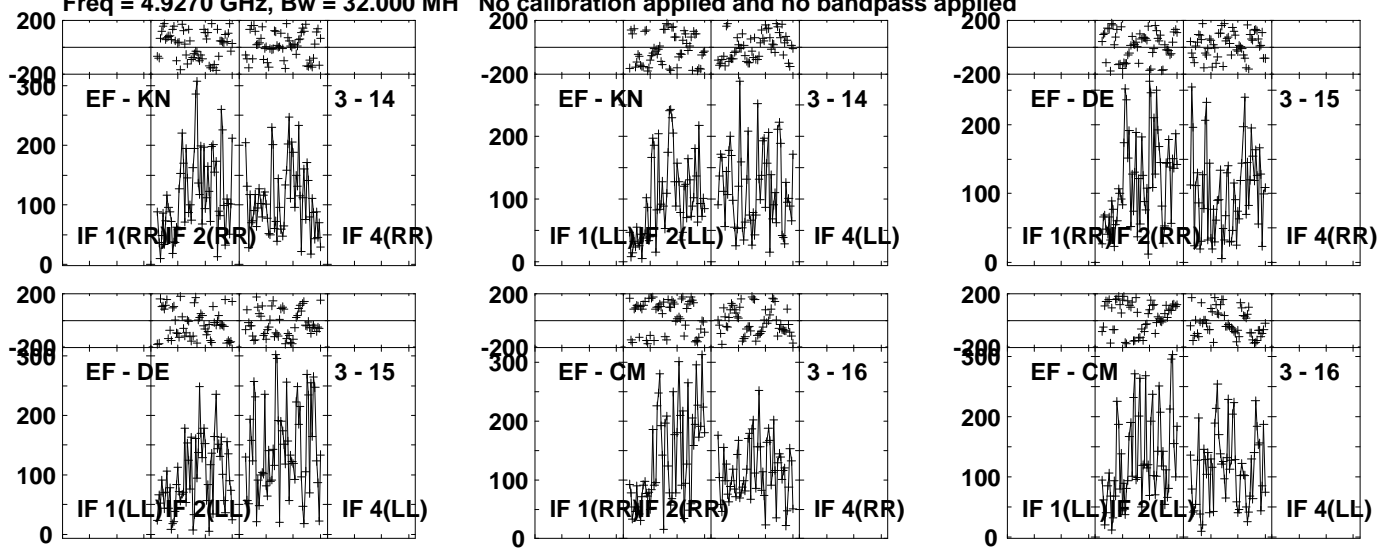


Lower frame: Micro Ampl Jy Top frame: Phas deg
Vector averaged cross-power spectrum Several baselines displayed
Timerange: 00:08:33:30 to 00:08:38:00

Plot file version 126 created 13-FEB-2023 17:06:15

EW02900 EW029D 1.UVDATA.1

Freq = 4.9270 GHz, Bw = 32.000 MH No calibration applied and no bandpass applied



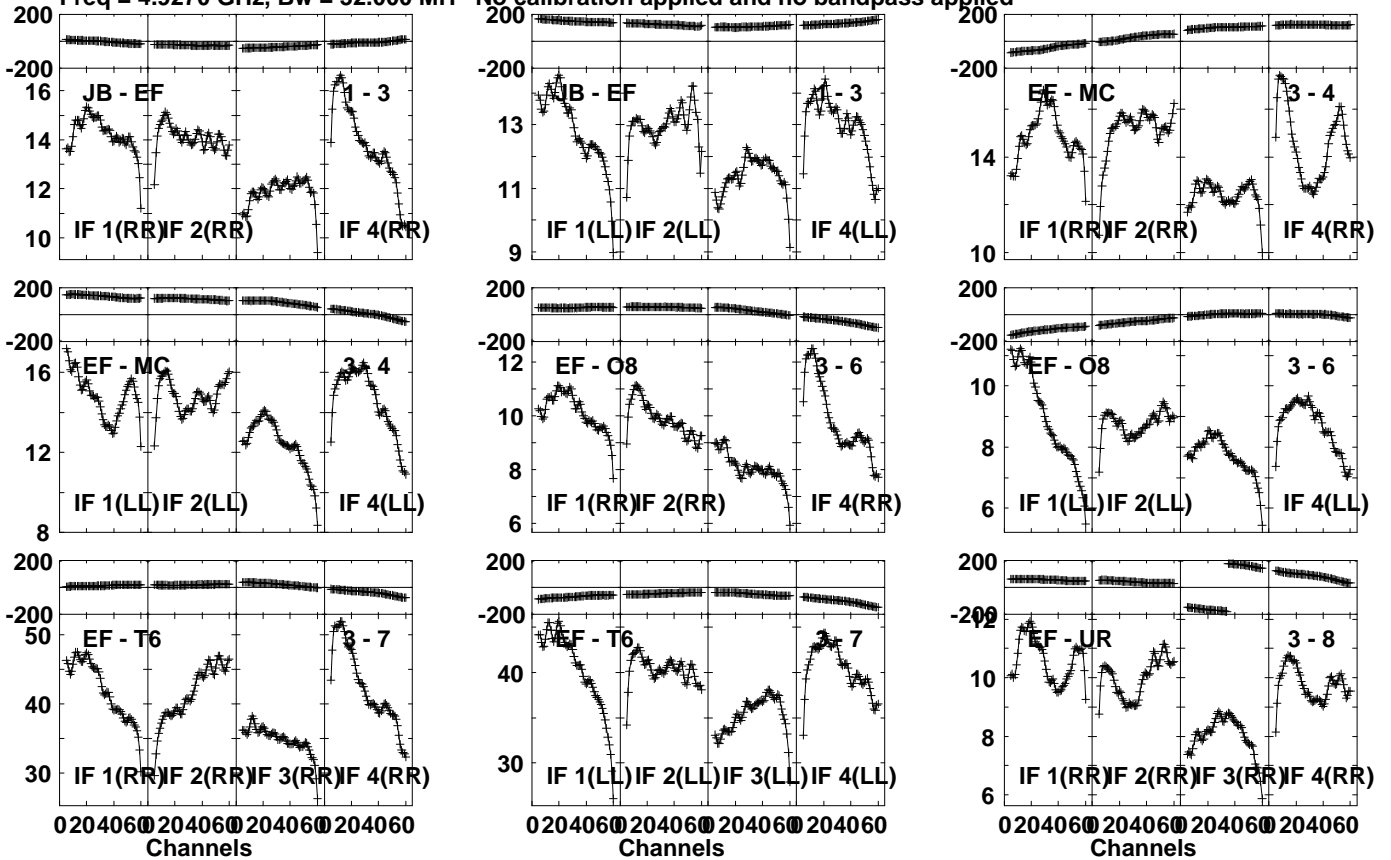
Lower frame: Micro Ampl Jy Top frame: Phas deg
Vector averaged cross-power spectrum Several baselines displayed
Timerange: 00/08:33:30 to 00/08:38:00

Plot file version 127 created 13-FEB-2023 17:06:15

J0958+65 EW029D 1.UVDATA.1

Freq = 4.9270 GHz, Bw = 32.000 MH

No calibration applied and no bandpass applied



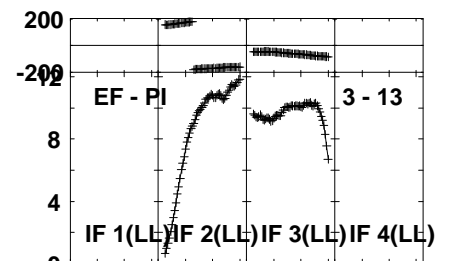
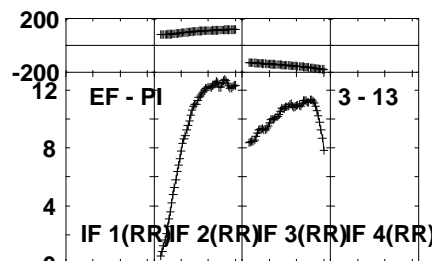
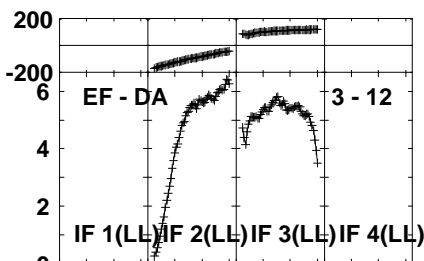
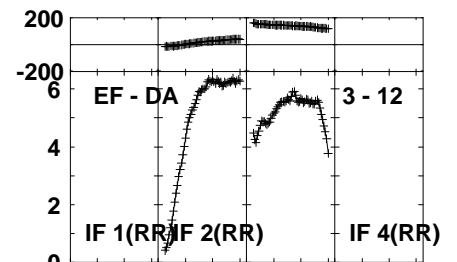
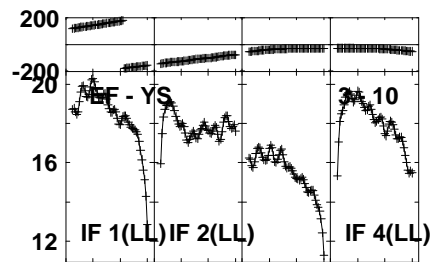
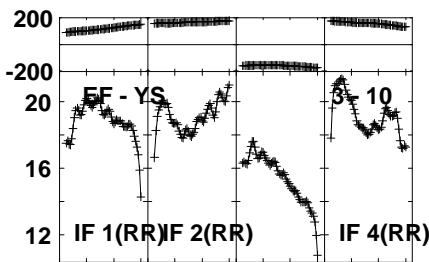
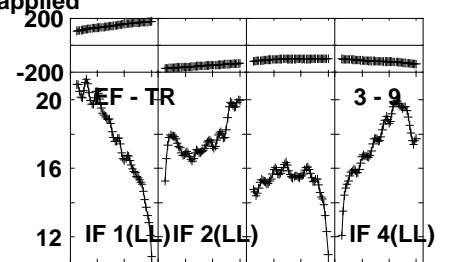
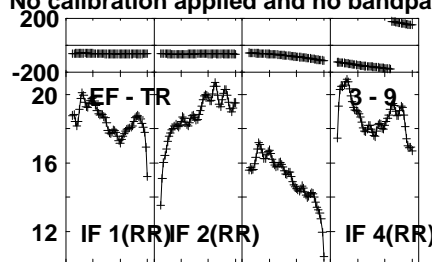
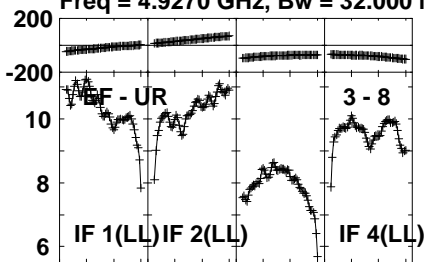
Lower frame: Milli Ampl Jy Top frame: Phas deg
 Vector averaged cross-power spectrum Several baselines displayed
 Timerange: 00/08:38:40 to 00/08:40:29

Plot file version 128 created 13-FEB-2023 17:06:15

J0958+65 EW029D 1.UVDATA.1

Freq = 4.9270 GHz, Bw = 32.000 MH

No calibration applied and no bandpass applied



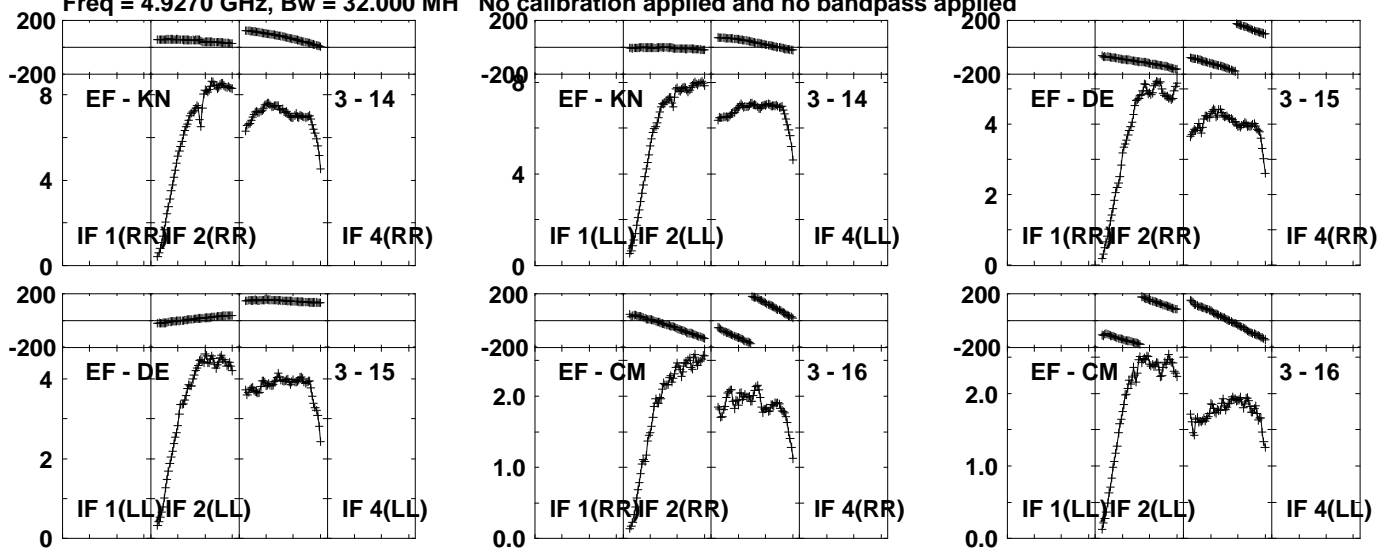
Lower frame: Milli Ampl Jy Top frame: Phas deg
Vector averaged cross-power spectrum Several baselines displayed
Timerange: 00/08:38:40 to 00/08:40:29

Plot file version 129 created 13-FEB-2023 17:06:16

J0958+65 EW029D 1.UVDATA.1

Freq = 4.9270 GHz, Bw = 32.000 MH

No calibration applied and no bandpass applied



Lower frame: Milli Ampl Jy Top frame: Phas deg

Vector averaged cross-power spectrum Several baselines displayed

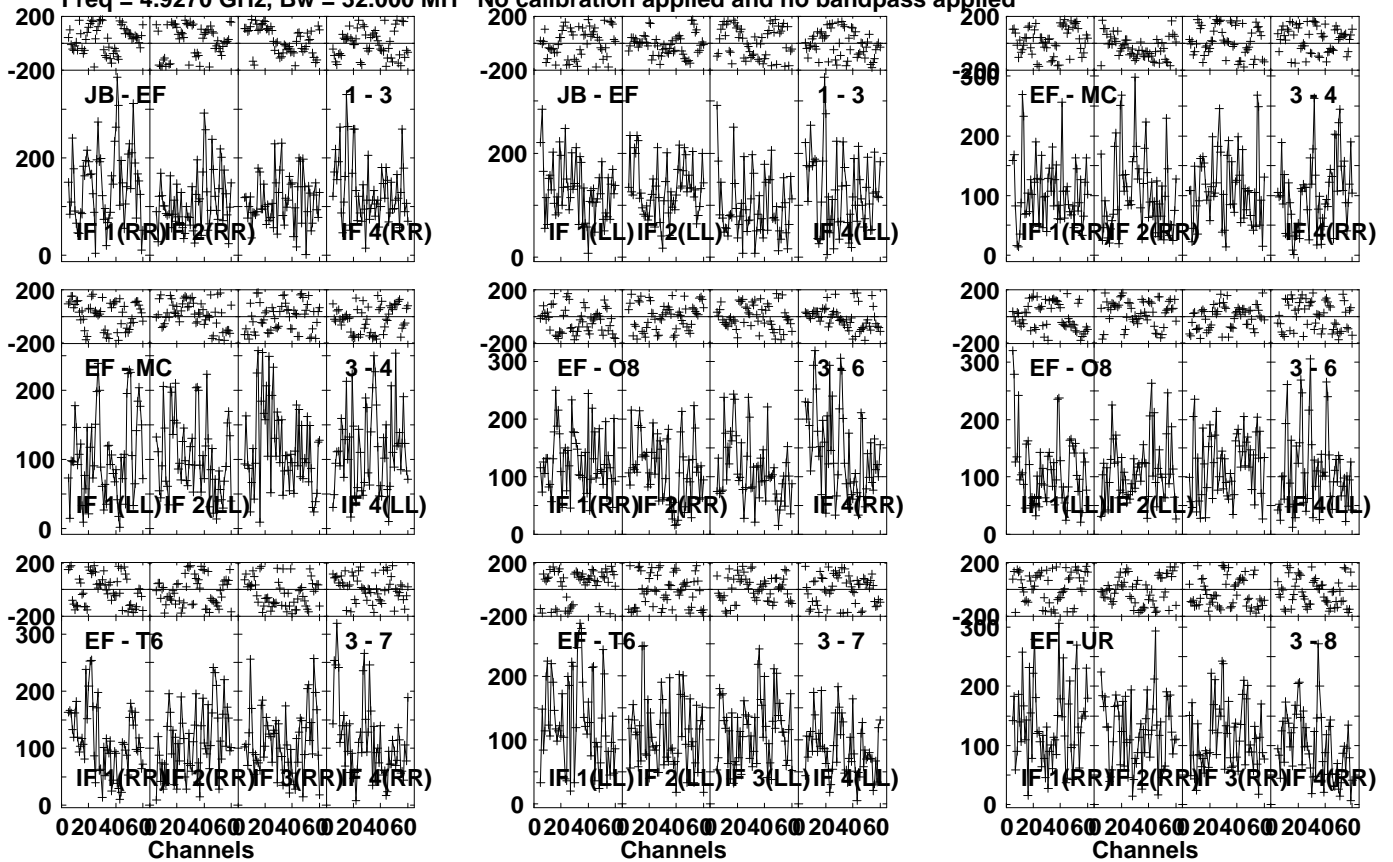
Timerange: 00/08:38:40 to 00/08:40:29

Plot file version 130 created 13-FEB-2023 17:06:16

EW02900 EW029D 1.UVDATA.1

Freq = 4.9270 GHz, Bw = 32.000 MH

No calibration applied and no bandpass applied



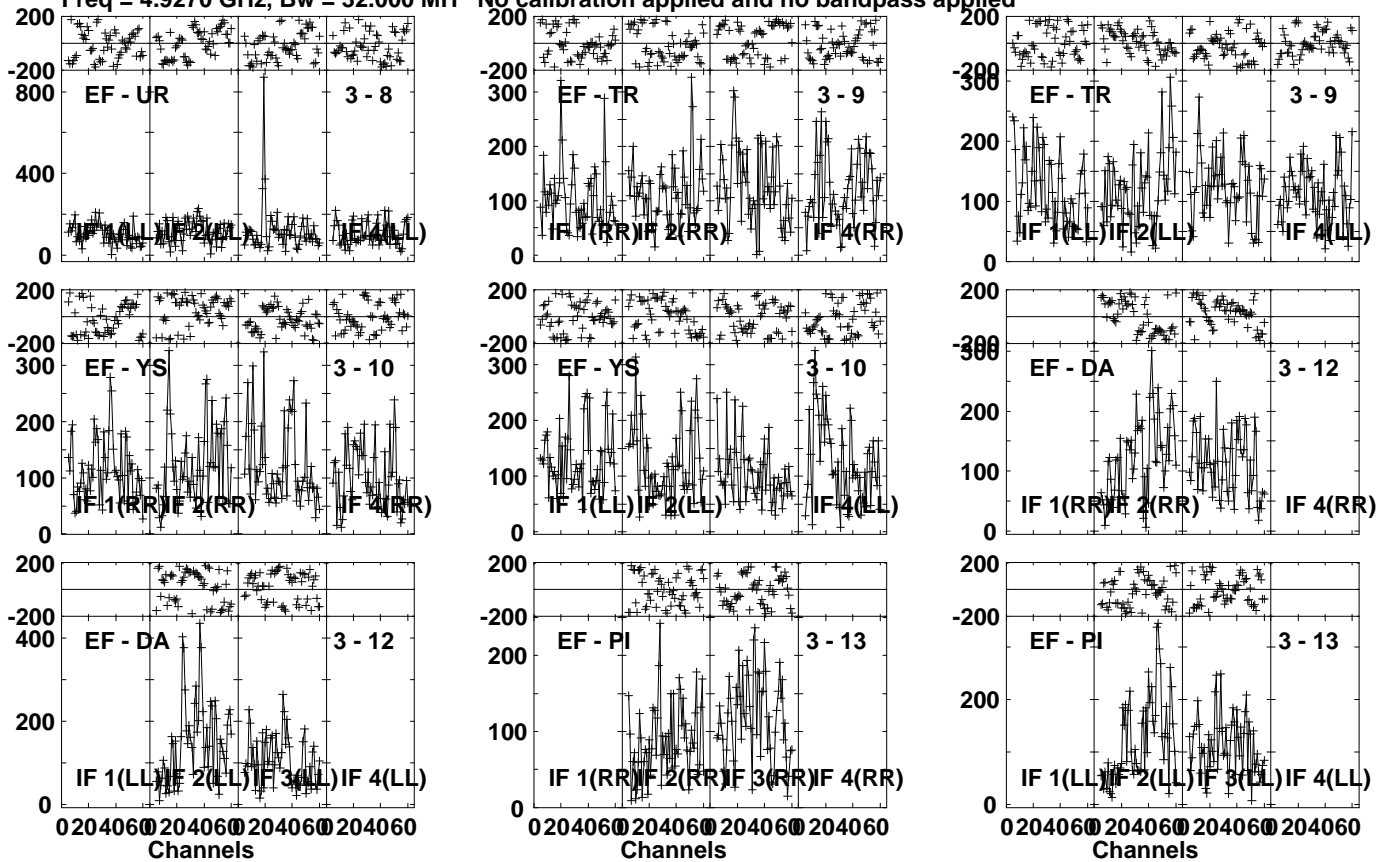
Lower frame: Micro Ampl Jy Top frame: Phas deg
Vector averaged cross-power spectrum Several baselines displayed
Timerange: 00:08:40:31 to 00:08:44:59

Plot file version 131 created 13-FEB-2023 17:06:16

EW02900 EW029D 1.UVDATA.1

Freq = 4.9270 GHz, Bw = 32.000 MH

No calibration applied and no bandpass applied

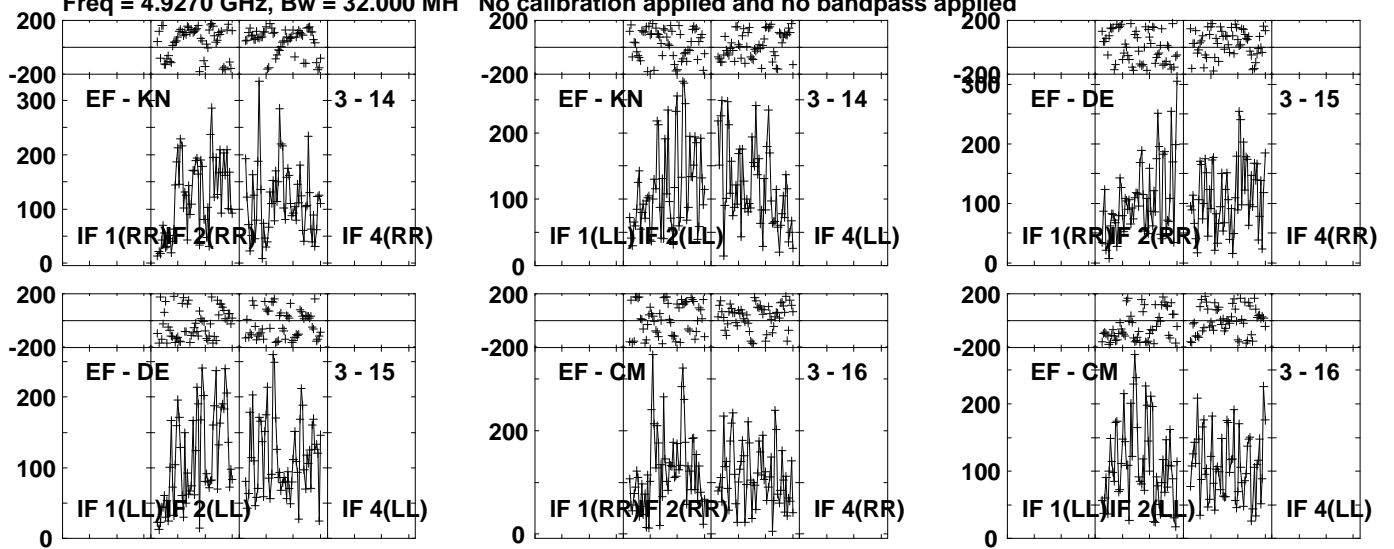


Lower frame: Micro Ampl Jy Top frame: Phas deg
Vector averaged cross-power spectrum Several baselines displayed
Timerange: 00/08:40:31 to 00/08:44:59

Plot file version 132 created 13-FEB-2023 17:06:16

EW02900 EW029D 1.UVDATA.1

Freq = 4.9270 GHz, Bw = 32.000 MH No calibration applied and no bandpass applied



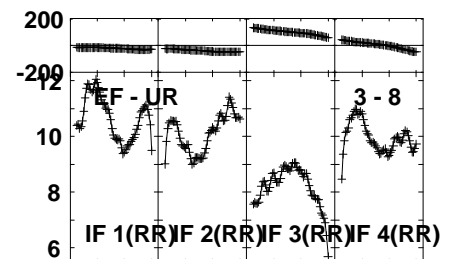
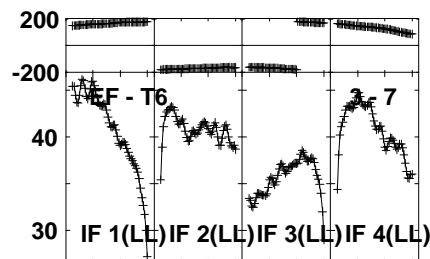
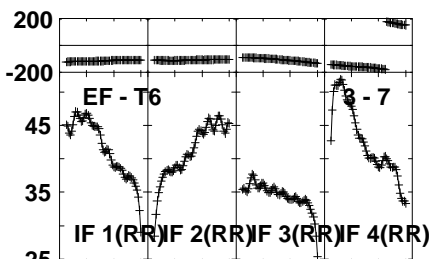
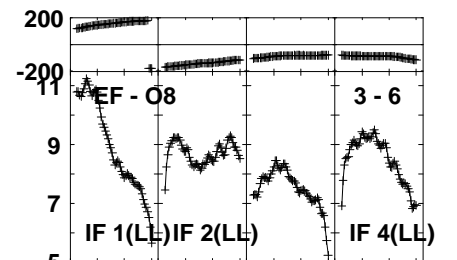
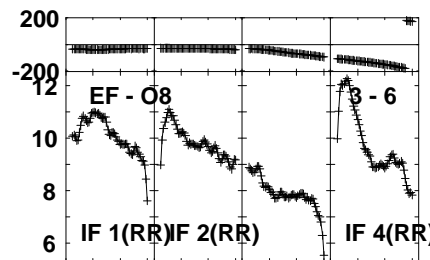
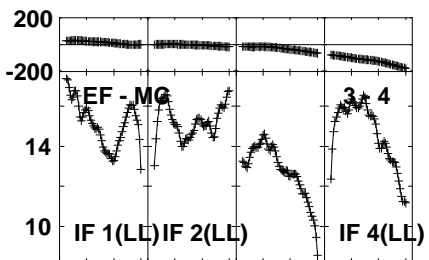
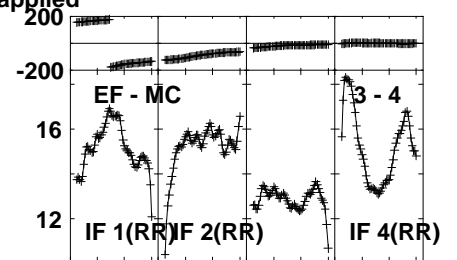
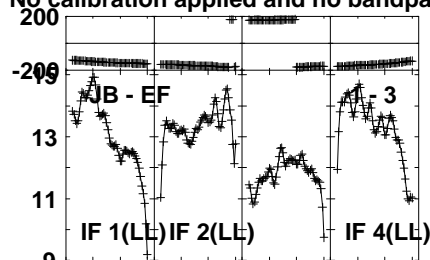
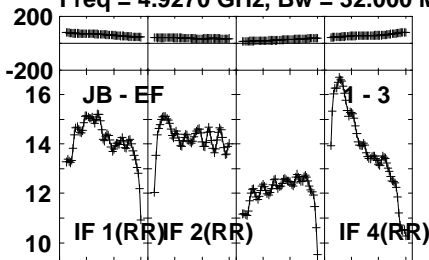
Lower frame: Micro Ampl Jy Top frame: Phas deg
Vector averaged cross-power spectrum Several baselines displayed
Timerange: 00/08:40:31 to 00/08:44:59

Plot file version 133 created 13-FEB-2023 17:06:16

J0958+65 EW029D 1.UVDATA.1

Freq = 4.9270 GHz, Bw = 32.000 MH

No calibration applied and no bandpass applied



0204060 204060 204060 204060
Channels

0204060 204060 204060 204060
Channels

0204060 204060 204060 204060
Channels

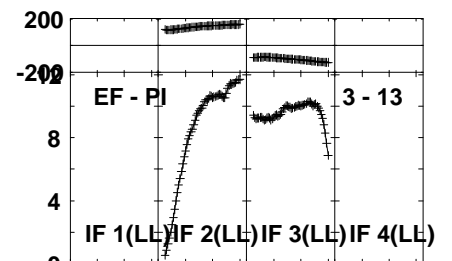
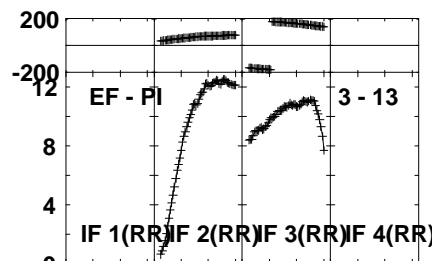
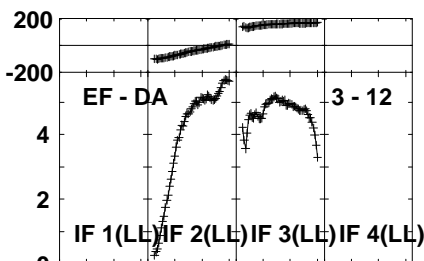
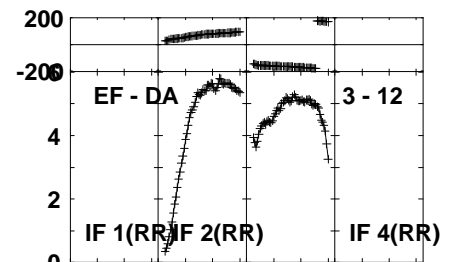
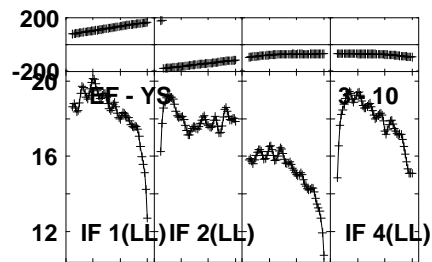
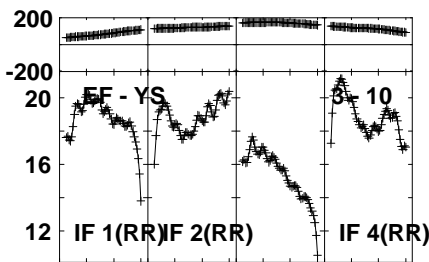
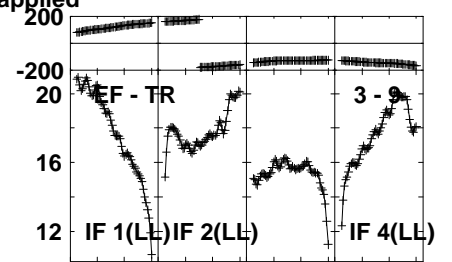
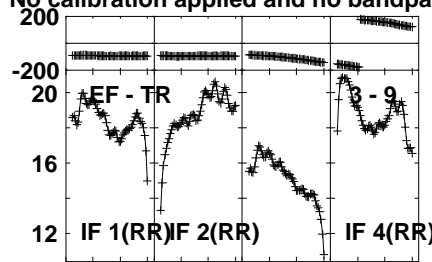
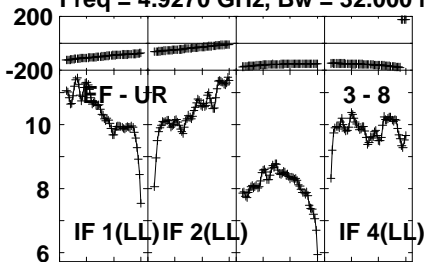
Lower frame: Milli Ampl Jy Top frame: Phas deg
Vector averaged cross-power spectrum Several baselines displayed
Timerange: 00/08:45:40 to 00/08:47:29

Plot file version 134 created 13-FEB-2023 17:06:16

J0958+65 EW029D 1.UVDATA.1

Freq = 4.9270 GHz, Bw = 32.000 MH

No calibration applied and no bandpass applied



Lower frame: Milli Ampl Jy Top frame: Phas deg

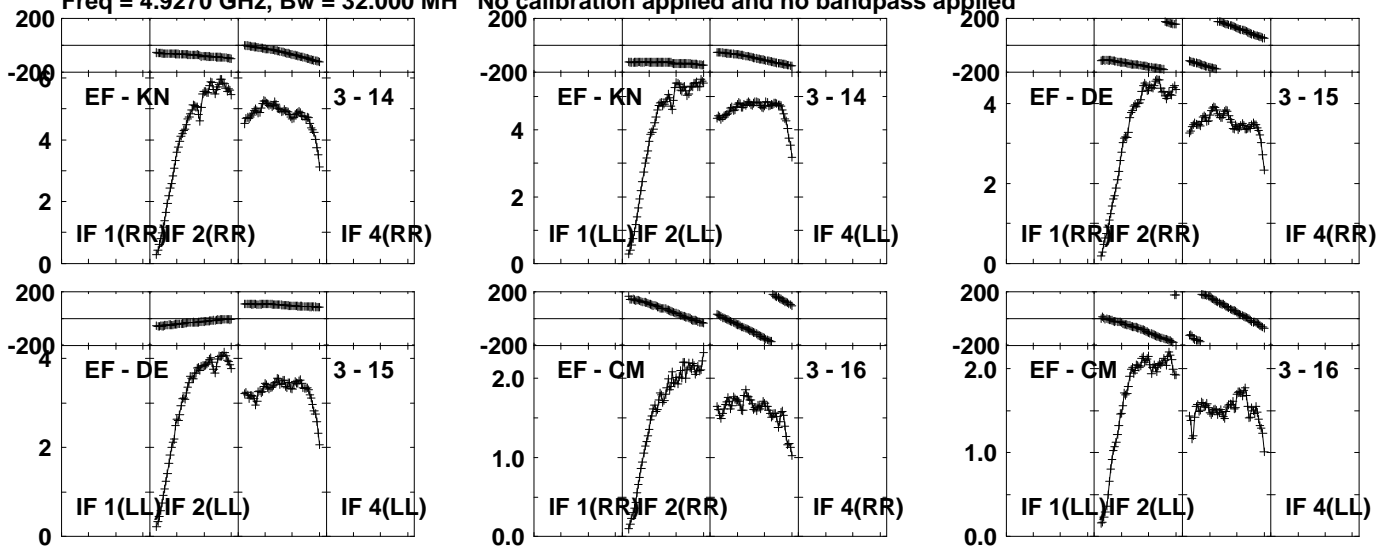
Vector averaged cross-power spectrum Several baselines displayed

Timerange: 00/08:45:40 to 00/08:47:29

Plot file version 135 created 13-FEB-2023 17:06:16

J0958+65 EW029D 1.UVDATA.1

Freq = 4.9270 GHz, Bw = 32.000 MH No calibration applied and no bandpass applied

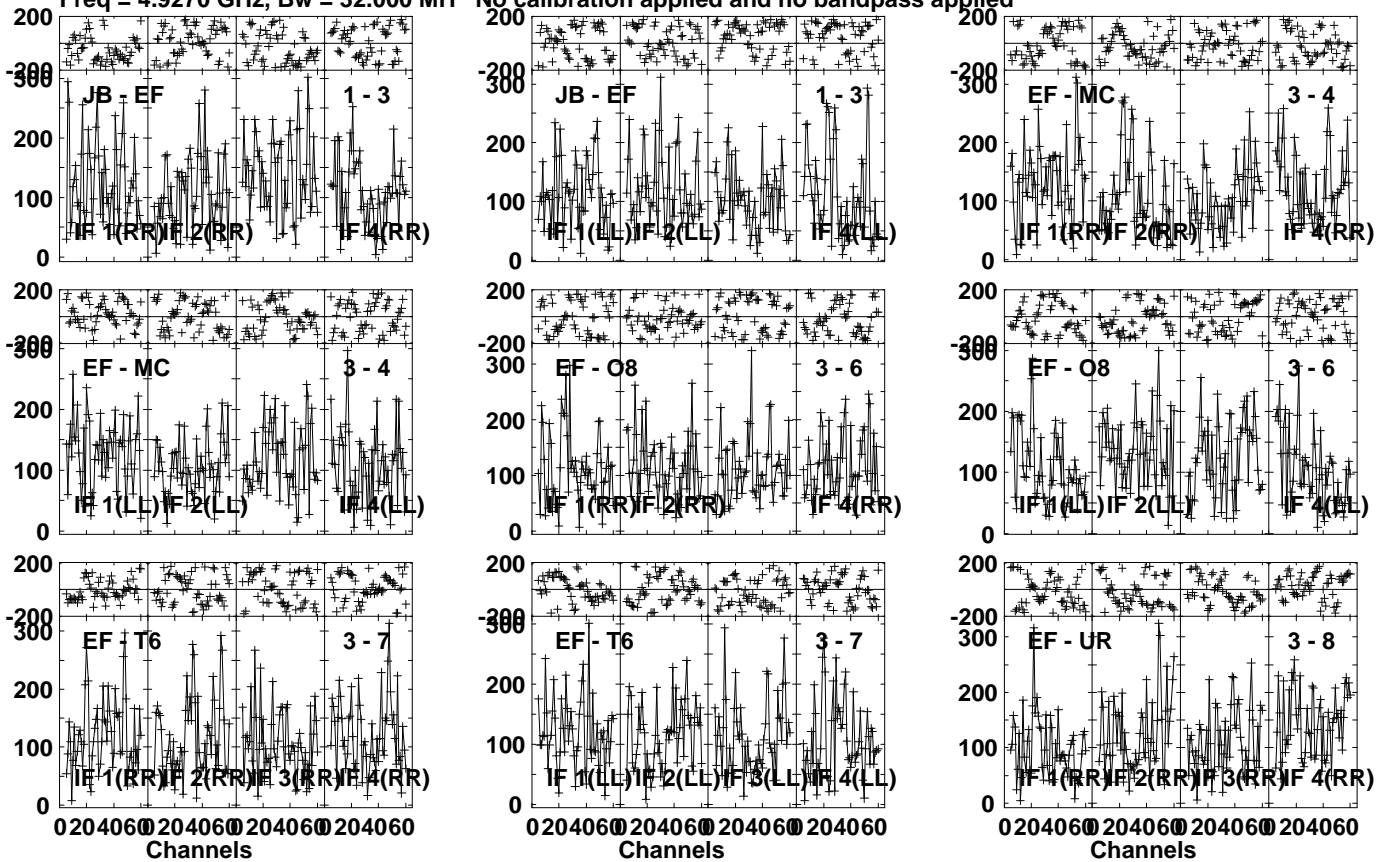


Lower frame: Milli Ampl Jy Top frame: Phas deg
Vector averaged cross-power spectrum Several baselines displayed
Timerange: 00/08:45:40 to 00/08:47:29

Plot file version 136 created 13-FEB-2023 17:06:17

EW02900 EW029D 1.UVDATA.1

Freq = 4.9270 GHz, Bw = 32.000 MH No calibration applied and no bandpass applied

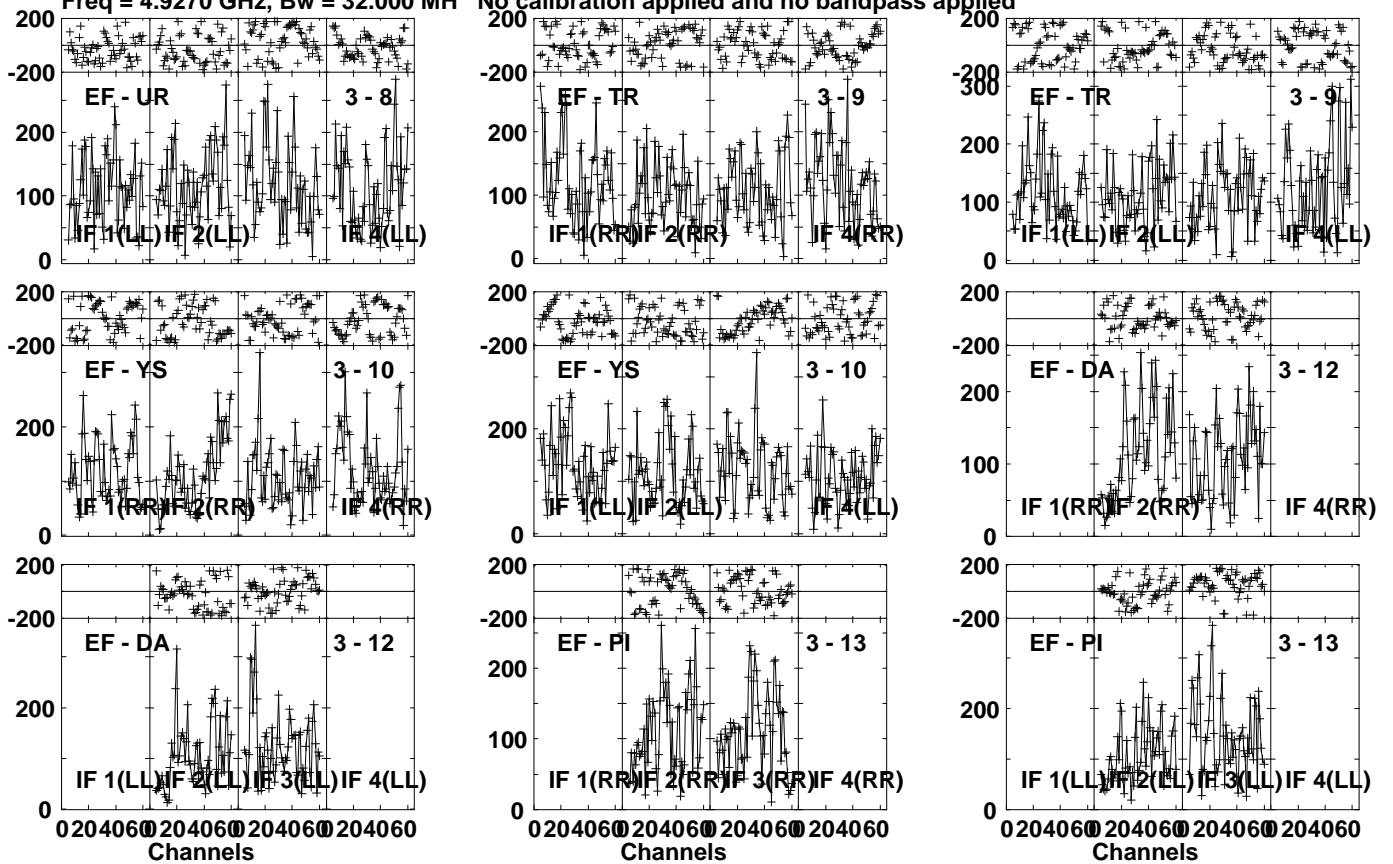


Lower frame: Micro Ampl Jy Top frame: Phas deg
Vector averaged cross-power spectrum Several baselines displayed
Timerange: 00/08:47:31 to 00/08:51:59

Plot file version 137 created 13-FEB-2023 17:06:17

EW02900 EW029D 1.UVDATA.1

Freq = 4.9270 GHz, Bw = 32.000 MH No calibration applied and no bandpass applied

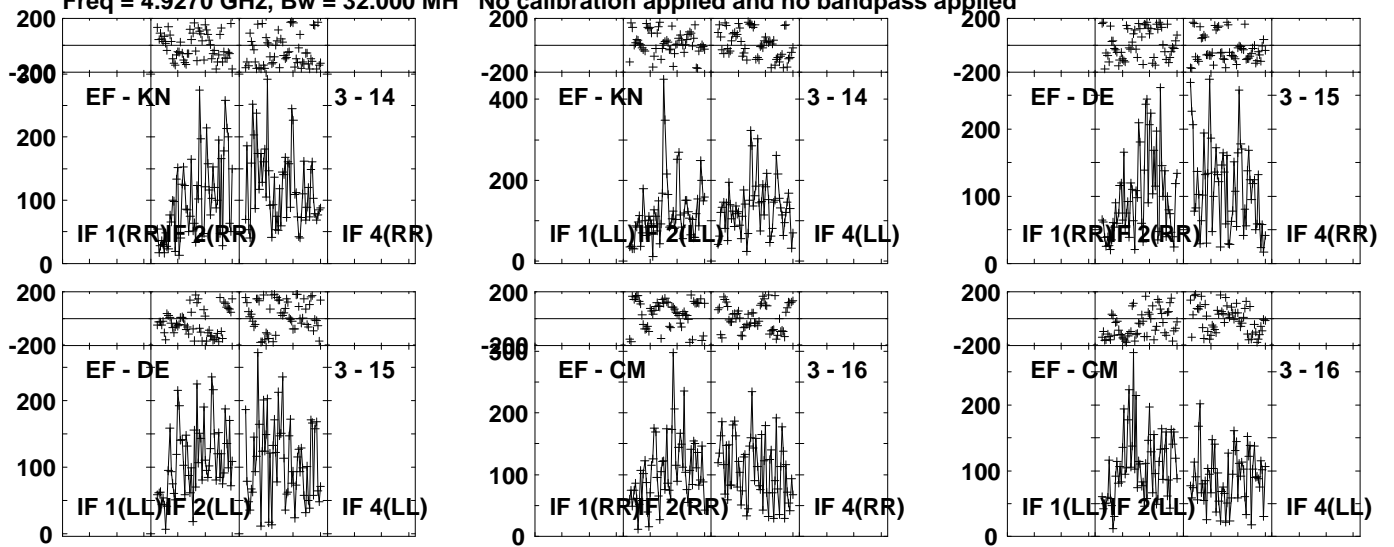


Lower frame: Micro Ampl Jy Top frame: Phas deg
Vector averaged cross-power spectrum Several baselines displayed
Timerange: 00/08:47:31 to 00/08:51:59

Plot file version 138 created 13-FEB-2023 17:06:17

EW02900 EW029D 1.UVDATA.1

Freq = 4.9270 GHz, Bw = 32.000 MH No calibration applied and no bandpass applied



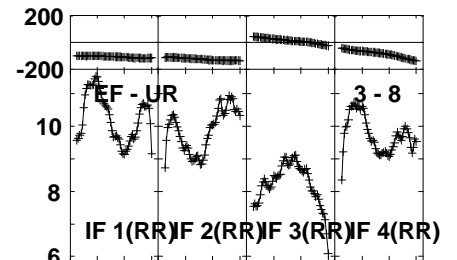
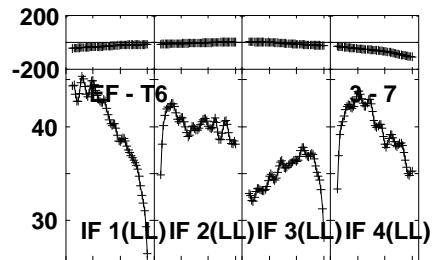
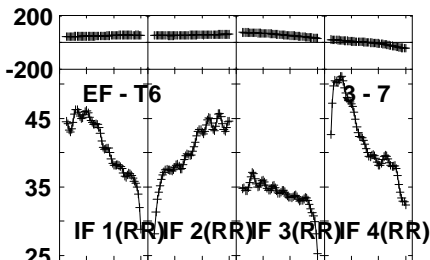
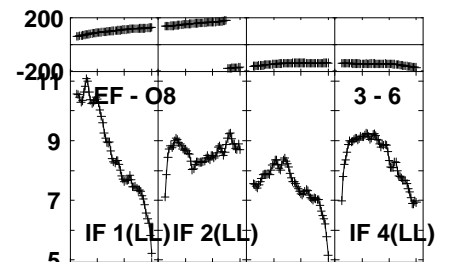
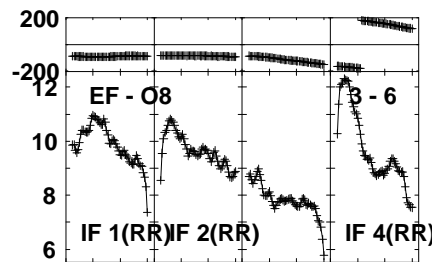
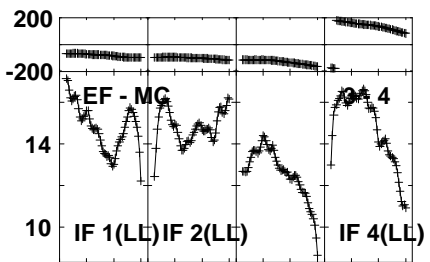
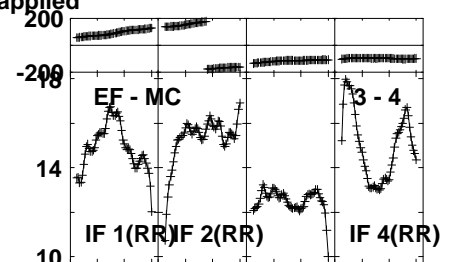
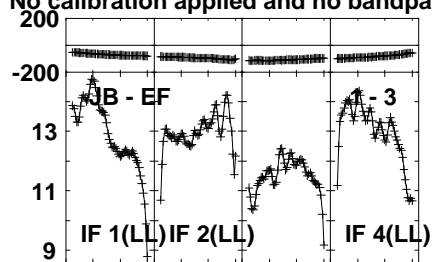
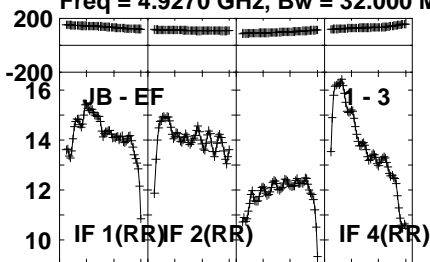
Lower frame: Micro Ampl Jy Top frame: Phas deg
Vector averaged cross-power spectrum Several baselines displayed
Timerange: 00/08:47:31 to 00/08:51:59

Plot file version 139 created 13-FEB-2023 17:06:17

J0958+65 EW029D 1.UVDATA.1

Freq = 4.9270 GHz, Bw = 32.000 MH

No calibration applied and no bandpass applied



0204060 204060 204060 204060
Channels

0204060 204060 204060 204060
Channels

0204060 204060 204060 204060
Channels

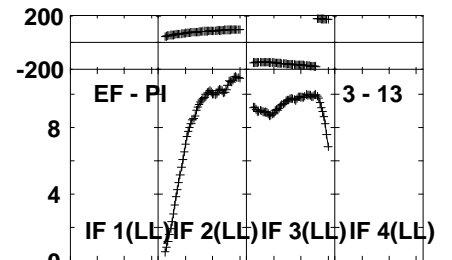
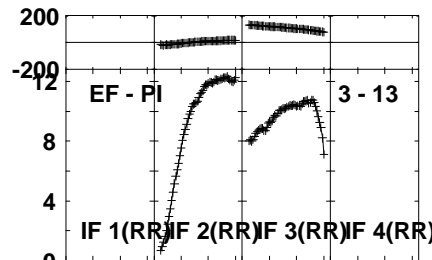
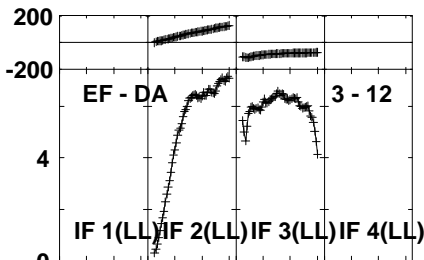
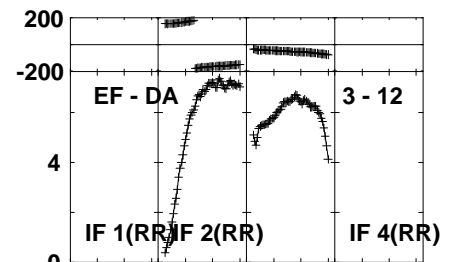
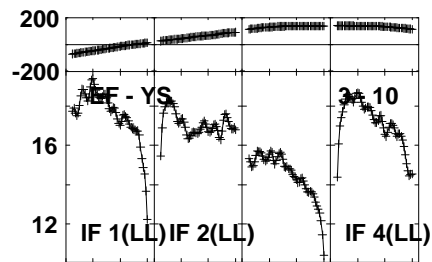
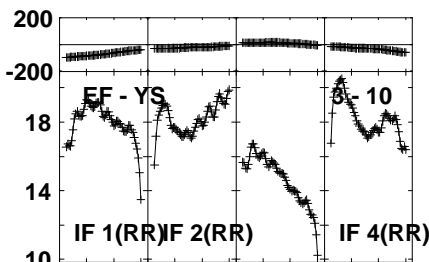
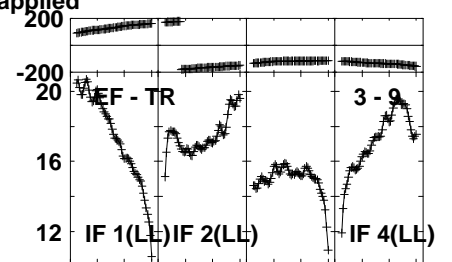
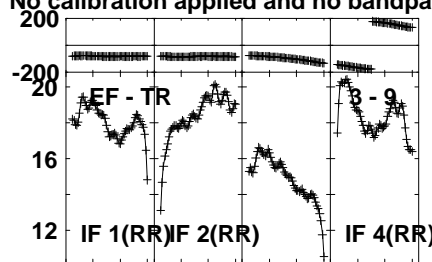
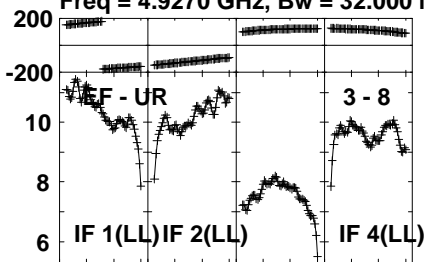
Lower frame: Milli Ampl Jy Top frame: Phas deg
Vector averaged cross-power spectrum Several baselines displayed
Timerange: 00/08:52:01 to 00/08:54:30

Plot file version 140 created 13-FEB-2023 17:06:17

J0958+65 EW029D 1.UVDATA.1

Freq = 4.9270 GHz, Bw = 32.000 MH

No calibration applied and no bandpass applied



Lower frame: Milli Ampl Jy Top frame: Phas deg

Vector averaged cross-power spectrum Several baselines displayed

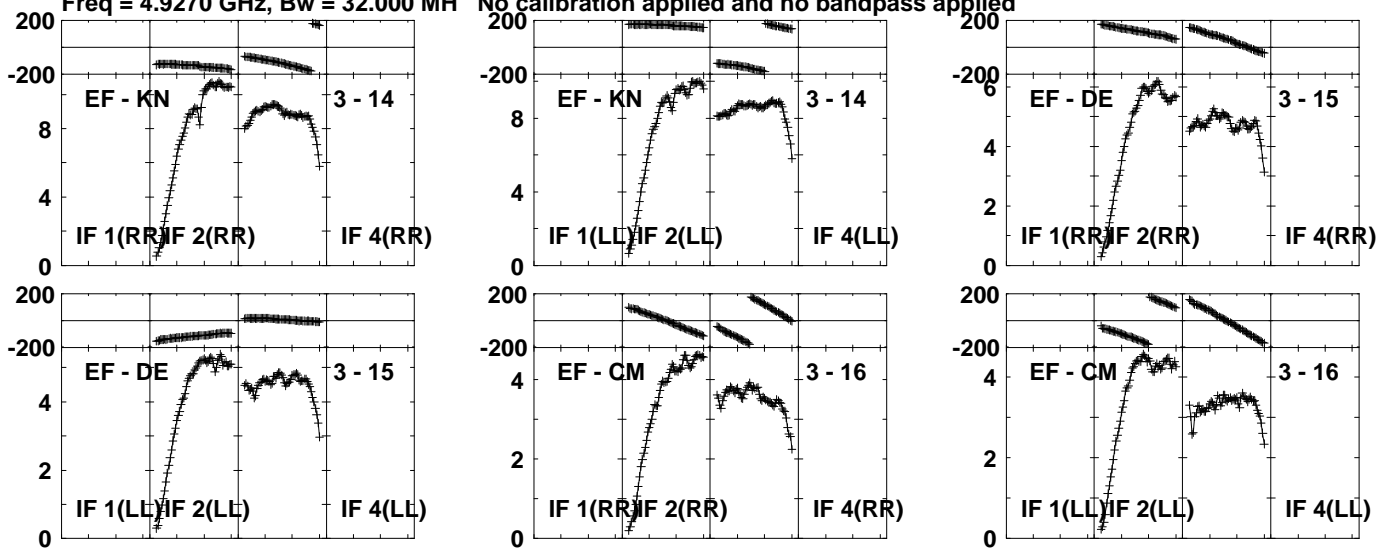
Timerange: 00/08:52:01 to 00/08:54:30

Plot file version 141 created 13-FEB-2023 17:06:17

J0958+65 EW029D 1.UVDATA.1

Freq = 4.9270 GHz, Bw = 32.000 MH

No calibration applied and no bandpass applied



Lower frame: Milli Ampl Jy Top frame: Phas deg

Vector averaged cross-power spectrum Several baselines displayed

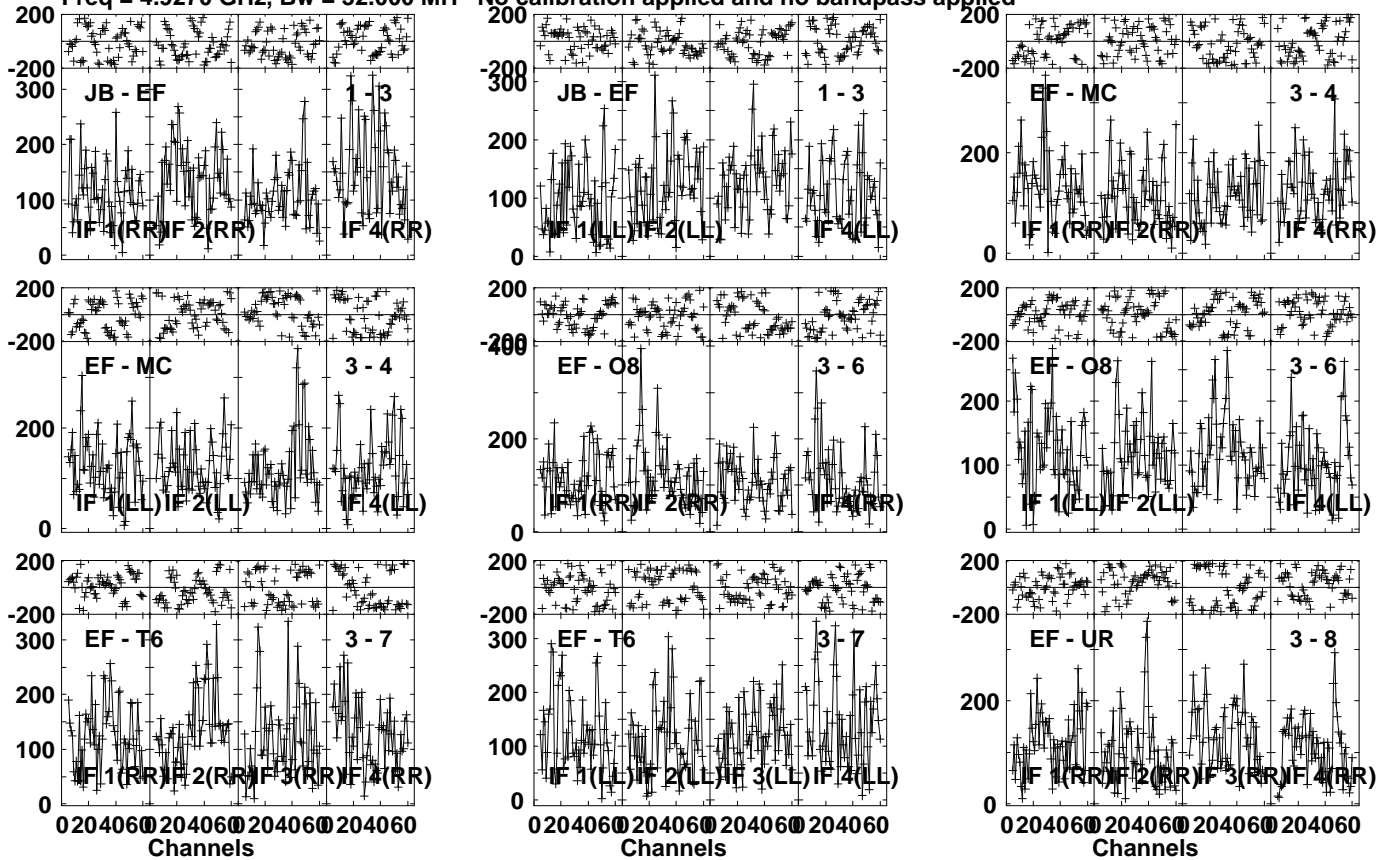
Timerange: 00/08:52:01 to 00/08:54:30

Plot file version 142 created 13-FEB-2023 17:06:17

EW02900 EW029D 1.UVDATA.1

Freq = 4.9270 GHz, Bw = 32.000 MH

No calibration applied and no bandpass applied

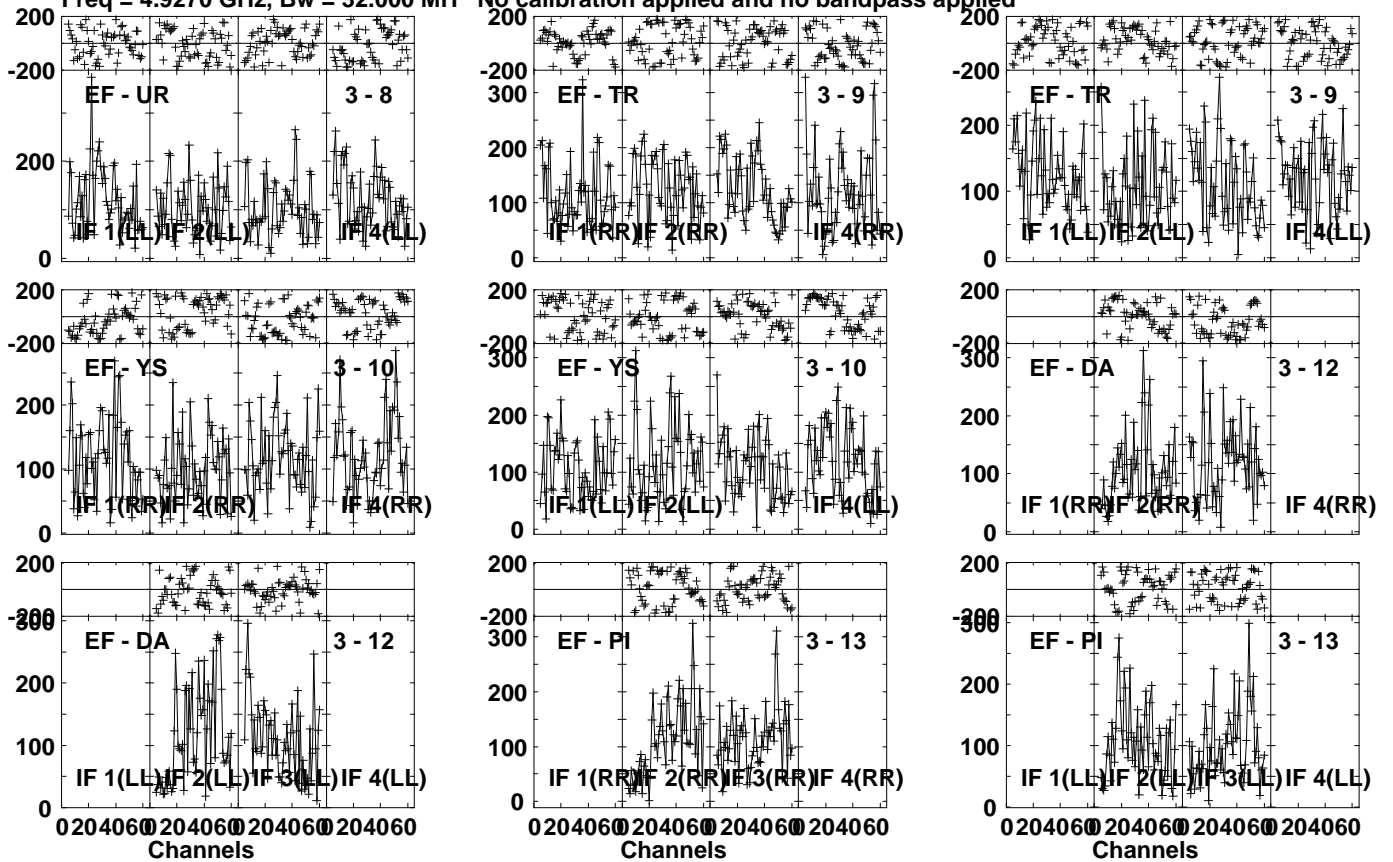


Lower frame: Micro Ampl Jy Top frame: Phas deg
Vector averaged cross-power spectrum Several baselines displayed
Timerange: 00/08:54:31 to 00/08:58:59

Plot file version 143 created 13-FEB-2023 17:06:18

EW02900 EW029D 1.UVDATA.1

Freq = 4.9270 GHz, Bw = 32.000 MH No calibration applied and no bandpass applied

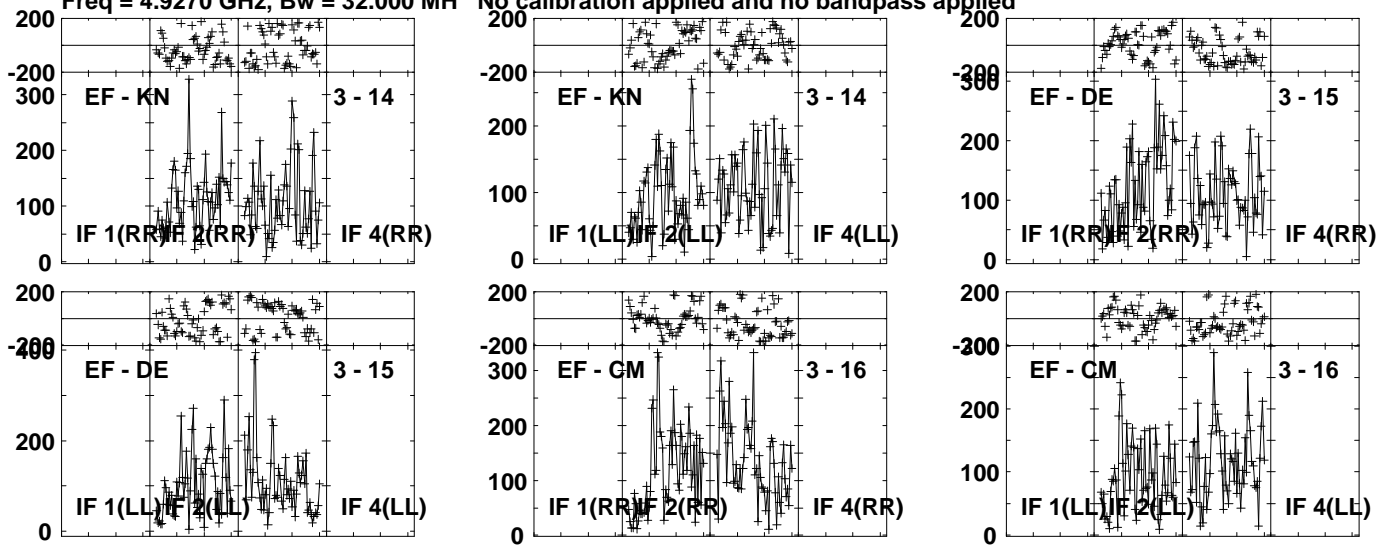


Lower frame: Micro Ampl Jy Top frame: Phas deg
Vector averaged cross-power spectrum Several baselines displayed
Timerange: 00:08:54:31 to 00:08:58:59

Plot file version 144 created 13-FEB-2023 17:06:18

EW02900 EW029D 1.UVDATA.1

Freq = 4.9270 GHz, Bw = 32.000 MH No calibration applied and no bandpass applied



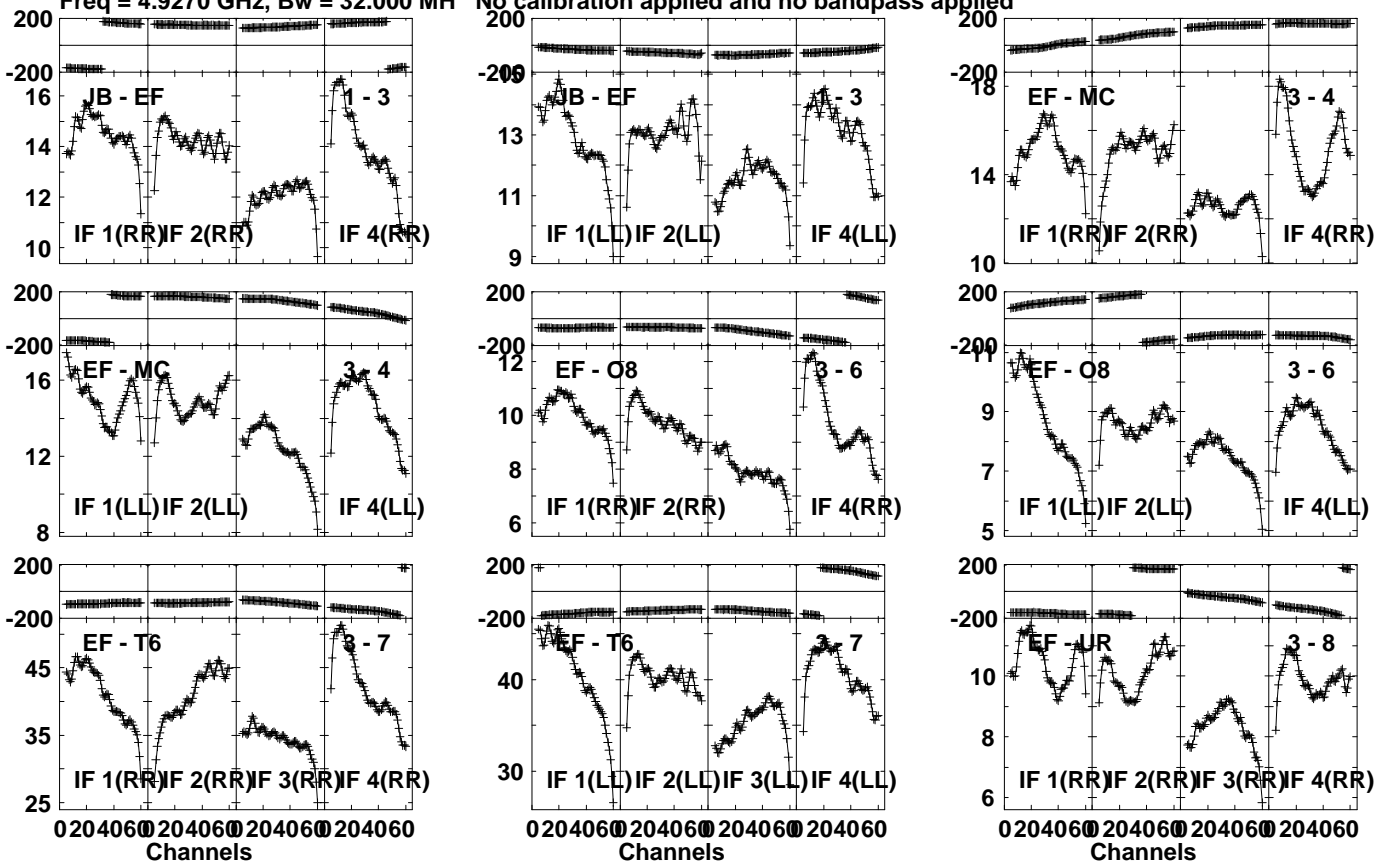
Lower frame: Micro Ampl Jy Top frame: Phas deg
Vector averaged cross-power spectrum Several baselines displayed
Timerange: 00/08:54:31 to 00/08:58:59

Plot file version 145 created 13-FEB-2023 17:06:18

J0958+65 EW029D 1.UVDATA.1

Freq = 4.9270 GHz, Bw = 32.000 MH

No calibration applied and no bandpass applied



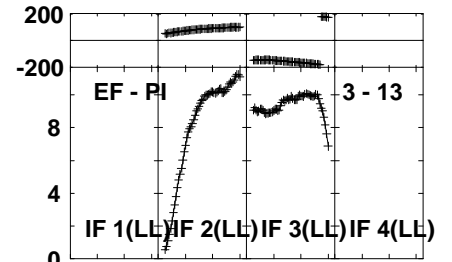
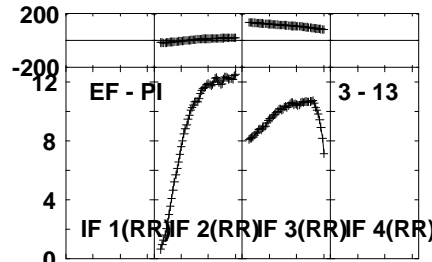
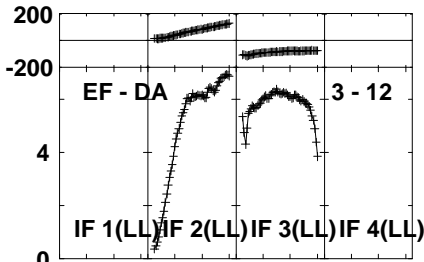
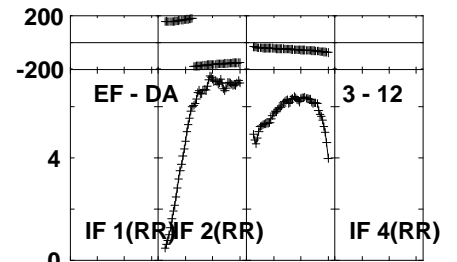
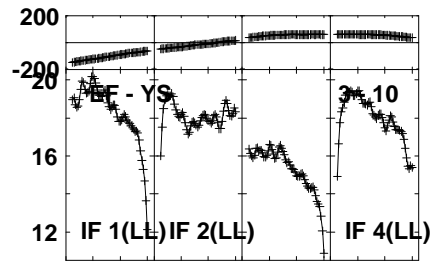
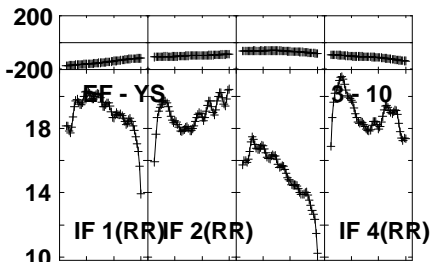
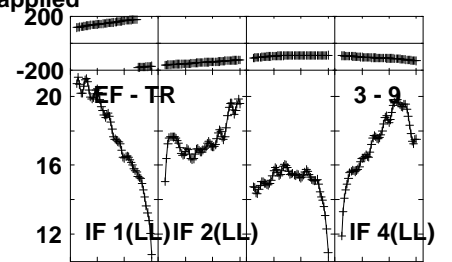
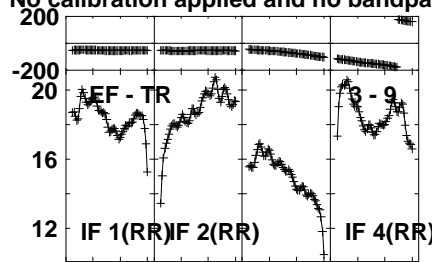
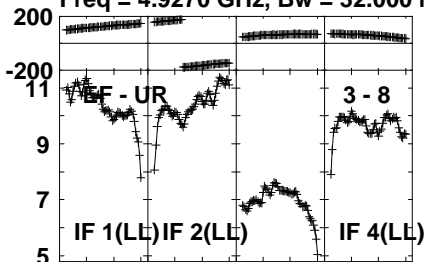
Lower frame: Milli Ampl Jy Top frame: Phas deg
Vector averaged cross-power spectrum Several baselines displayed
Timerange: 00/08:59:40 to 00/09:01:29

Plot file version 146 created 13-FEB-2023 17:06:18

J0958+65 EW029D 1.UVDATA.1

Freq = 4.9270 GHz, Bw = 32.000 MH

No calibration applied and no bandpass applied



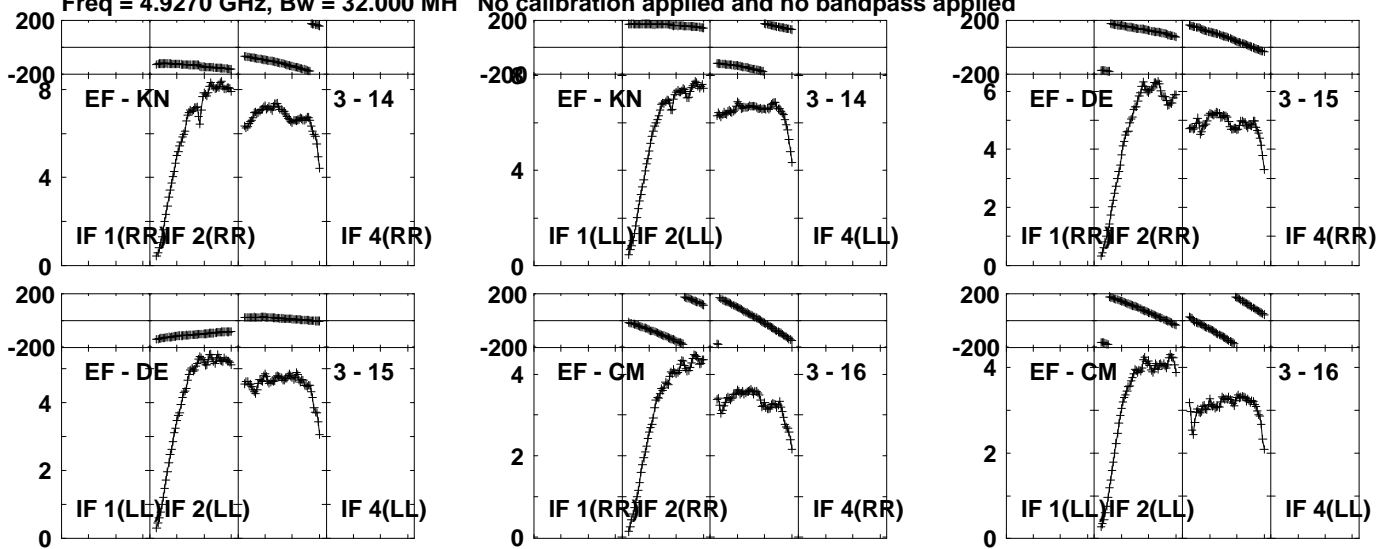
Lower frame: Milli Ampl Jy Top frame: Phas deg
Vector averaged cross-power spectrum Several baselines displayed
Timerange: 00/08:59:40 to 00/09:01:29

Plot file version 147 created 13-FEB-2023 17:06:18

J0958+65 EW029D 1.UVDATA.1

Freq = 4.9270 GHz, Bw = 32.000 MH

No calibration applied and no bandpass applied



Lower frame: Milli Ampl Jy Top frame: Phas deg

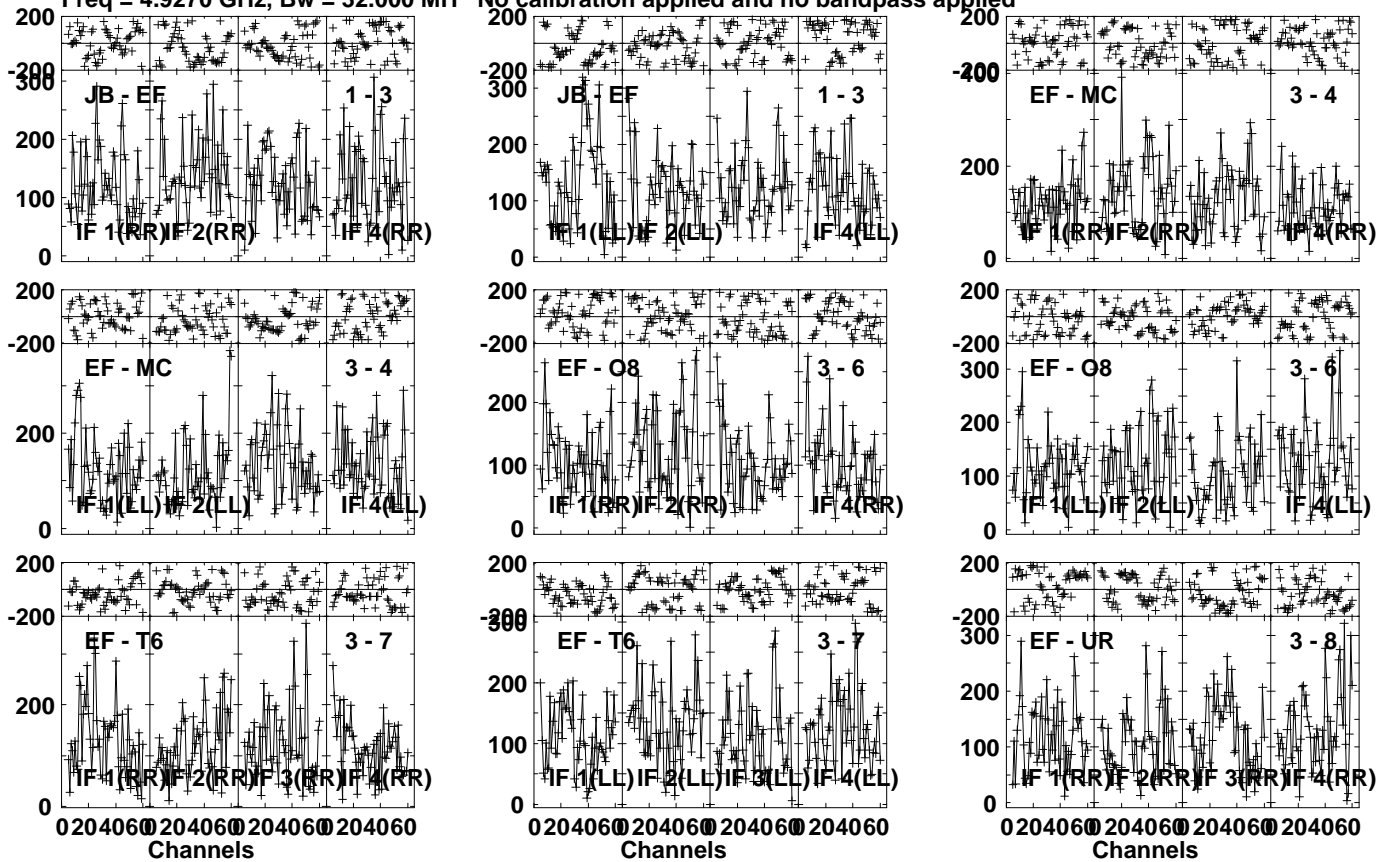
Vector averaged cross-power spectrum Several baselines displayed

Timerange: 00/08:59:40 to 00/09:01:29

Plot file version 148 created 13-FEB-2023 17:06:18

EW02900 EW029D 1.UVDATA.1

Freq = 4.9270 GHz, Bw = 32.000 MH No calibration applied and no bandpass applied

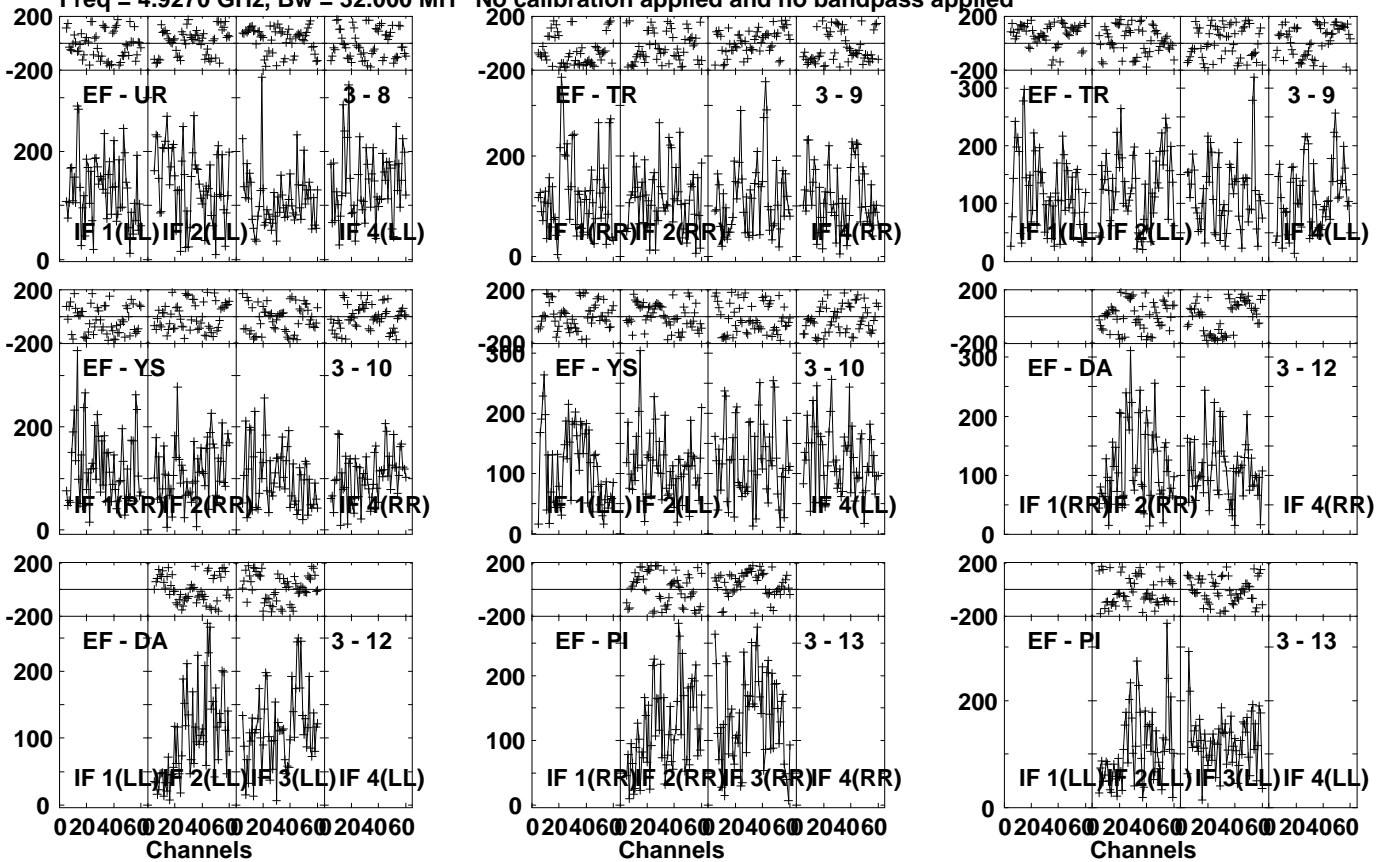


Lower frame: Micro Ampl Jy Top frame: Phas deg
Vector averaged cross-power spectrum Several baselines displayed
Timerange: 00/09:01:31 to 00/09:06:00

Plot file version 149 created 13-FEB-2023 17:06:18

EW02900 EW029D 1.UVDATA.1

Freq = 4.9270 GHz, Bw = 32.000 MH No calibration applied and no bandpass applied



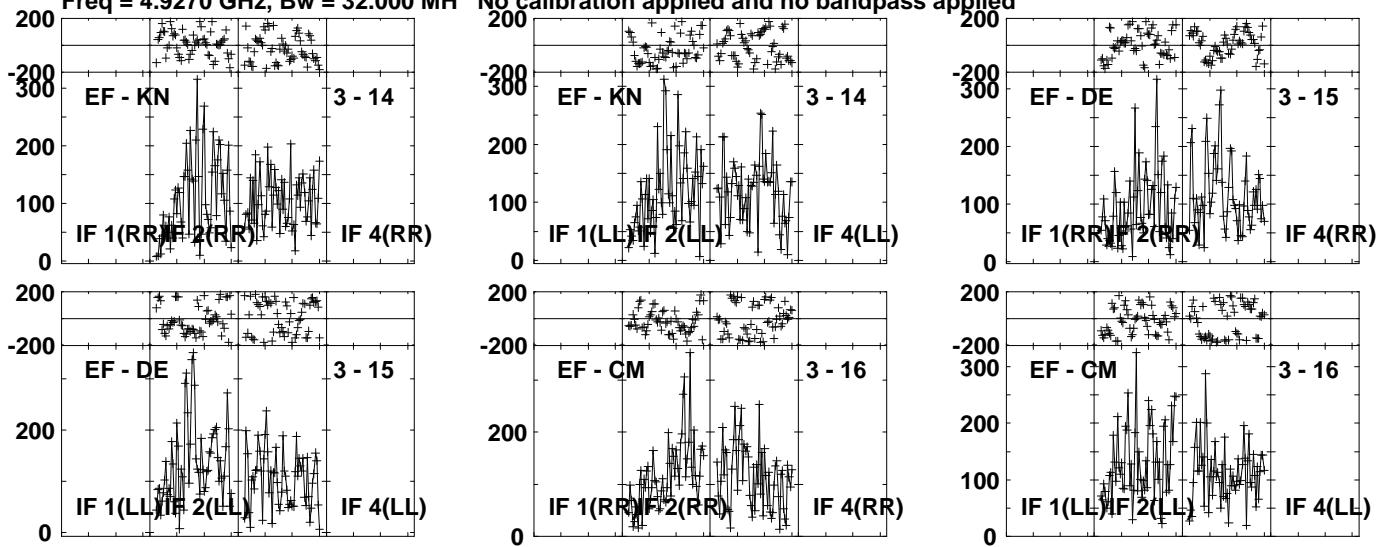
Lower frame: Micro Ampl Jy Top frame: Phas deg
Vector averaged cross-power spectrum Several baselines displayed
Timerange: 00/09:01:31 to 00/09:06:00

Plot file version 150 created 13-FEB-2023 17:06:18

EW02900 EW029D 1.UVDATA.1

Freq = 4.9270 GHz, Bw = 32.000 MH

No calibration applied and no bandpass applied



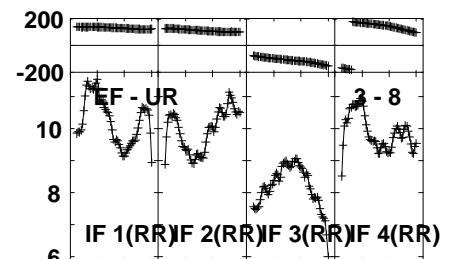
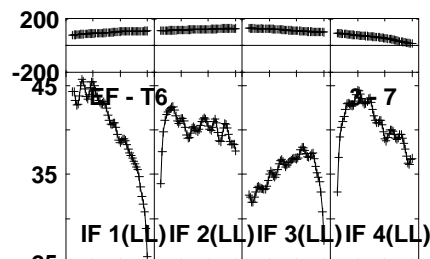
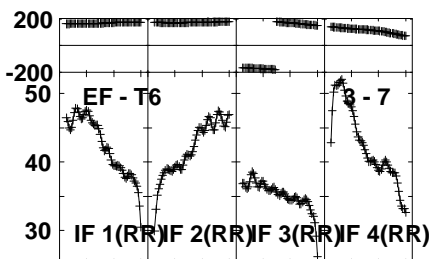
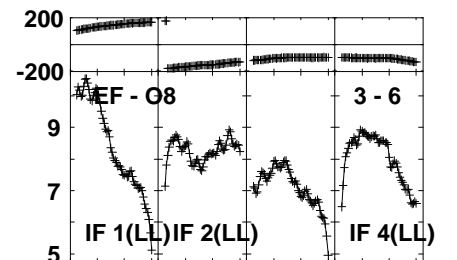
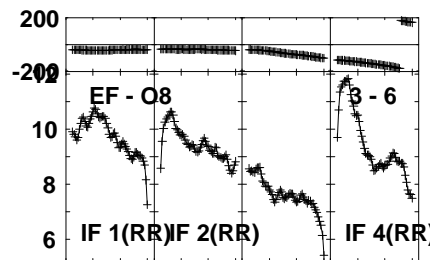
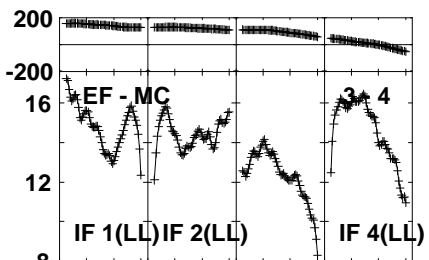
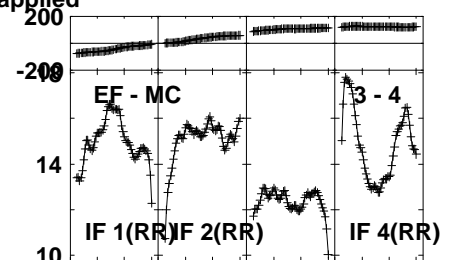
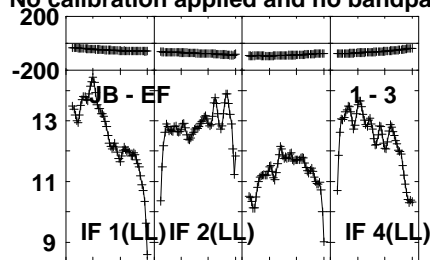
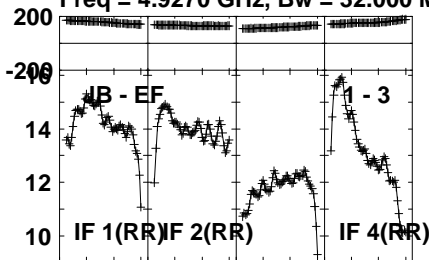
Lower frame: Micro Ampl Jy Top frame: Phas deg
Vector averaged cross-power spectrum Several baselines displayed
Timerange: 00/09:01:31 to 00/09:06:00

Plot file version 151 created 13-FEB-2023 17:06:19

J0958+65 EW029D 1.UVDATA.1

Freq = 4.9270 GHz, Bw = 32.000 MH

No calibration applied and no bandpass applied



0204060 204060 204060 204060
Channels

0204060 204060 204060 204060
Channels

0204060 204060 204060 204060
Channels

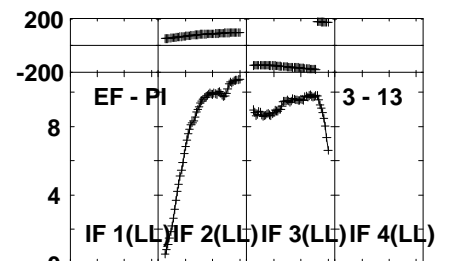
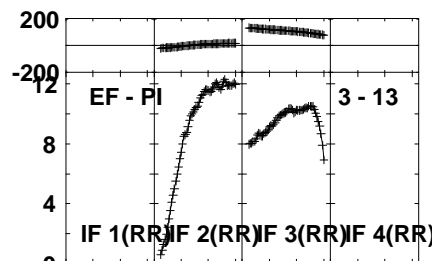
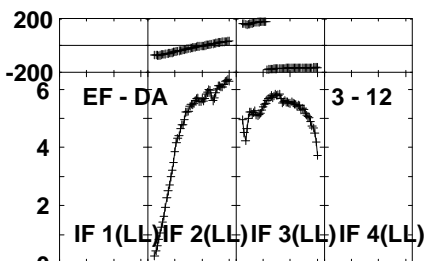
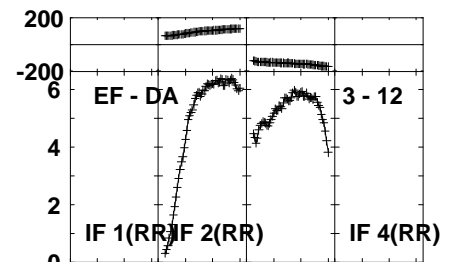
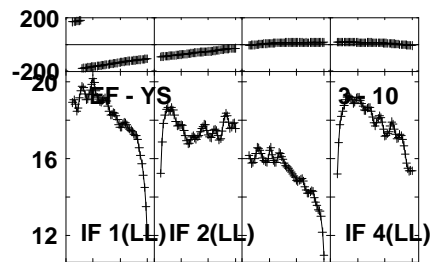
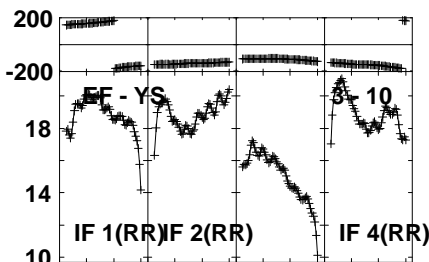
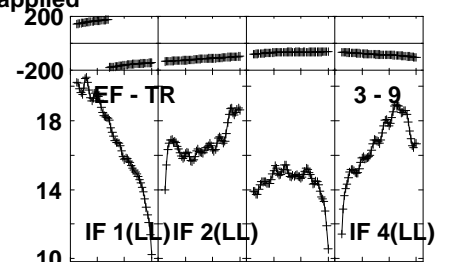
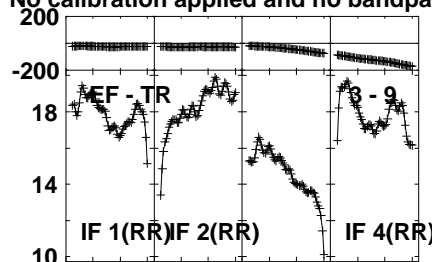
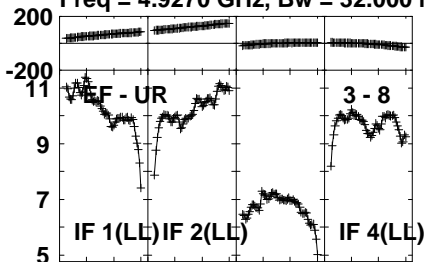
Lower frame: Milli Ampl Jy Top frame: Phas deg
Vector averaged cross-power spectrum Several baselines displayed
Timerange: 00/09:06:40 to 00/09:08:29

Plot file version 152 created 13-FEB-2023 17:06:19

J0958+65 EW029D 1.UVDATA.1

Freq = 4.9270 GHz, Bw = 32.000 MH

No calibration applied and no bandpass applied



Lower frame: Milli Ampl Jy Top frame: Phas deg

Vector averaged cross-power spectrum Several baselines displayed

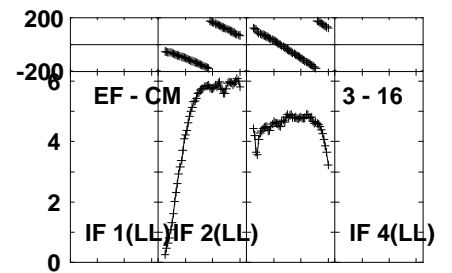
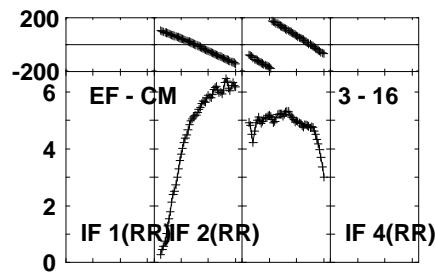
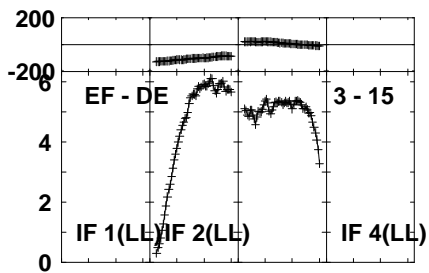
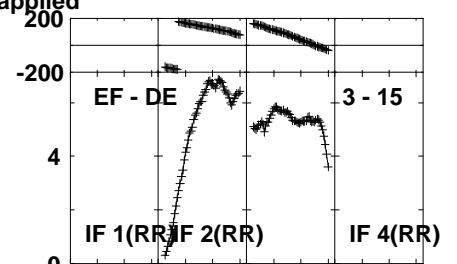
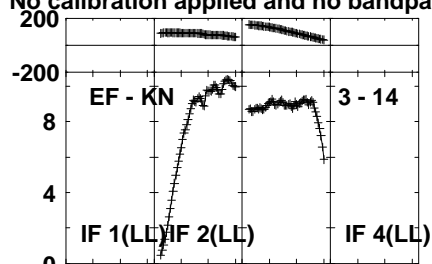
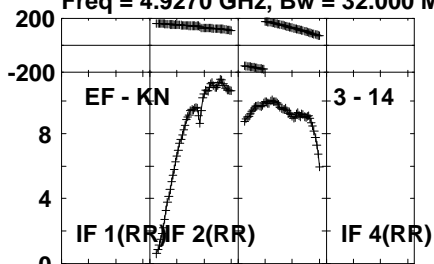
Timerange: 00/09:06:40 to 00/09:08:29

Plot file version 153 created 13-FEB-2023 17:06:19

J0958+65 EW029D 1.UVDATA.1

Freq = 4.9270 GHz, Bw = 32.000 MH

No calibration applied and no bandpass applied



Lower frame: Milli Ampl Jy Top frame: Phas deg

Vector averaged cross-power spectrum Several baselines displayed

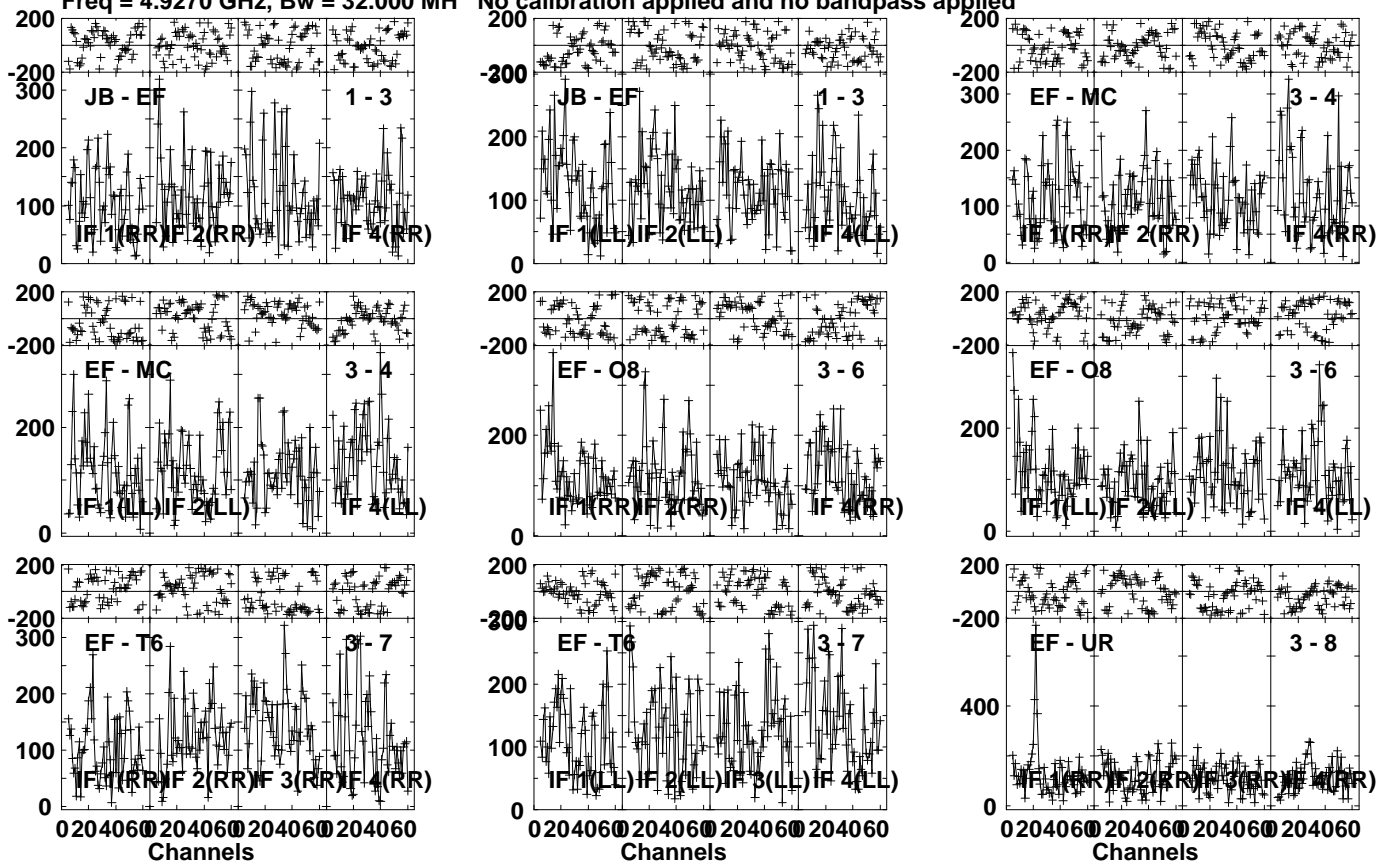
Timerange: 00/09:06:40 to 00/09:08:29

Plot file version 154 created 13-FEB-2023 17:06:19

EW02900 EW029D 1.UVDATA.1

Freq = 4.9270 GHz, Bw = 32.000 MH

No calibration applied and no bandpass applied

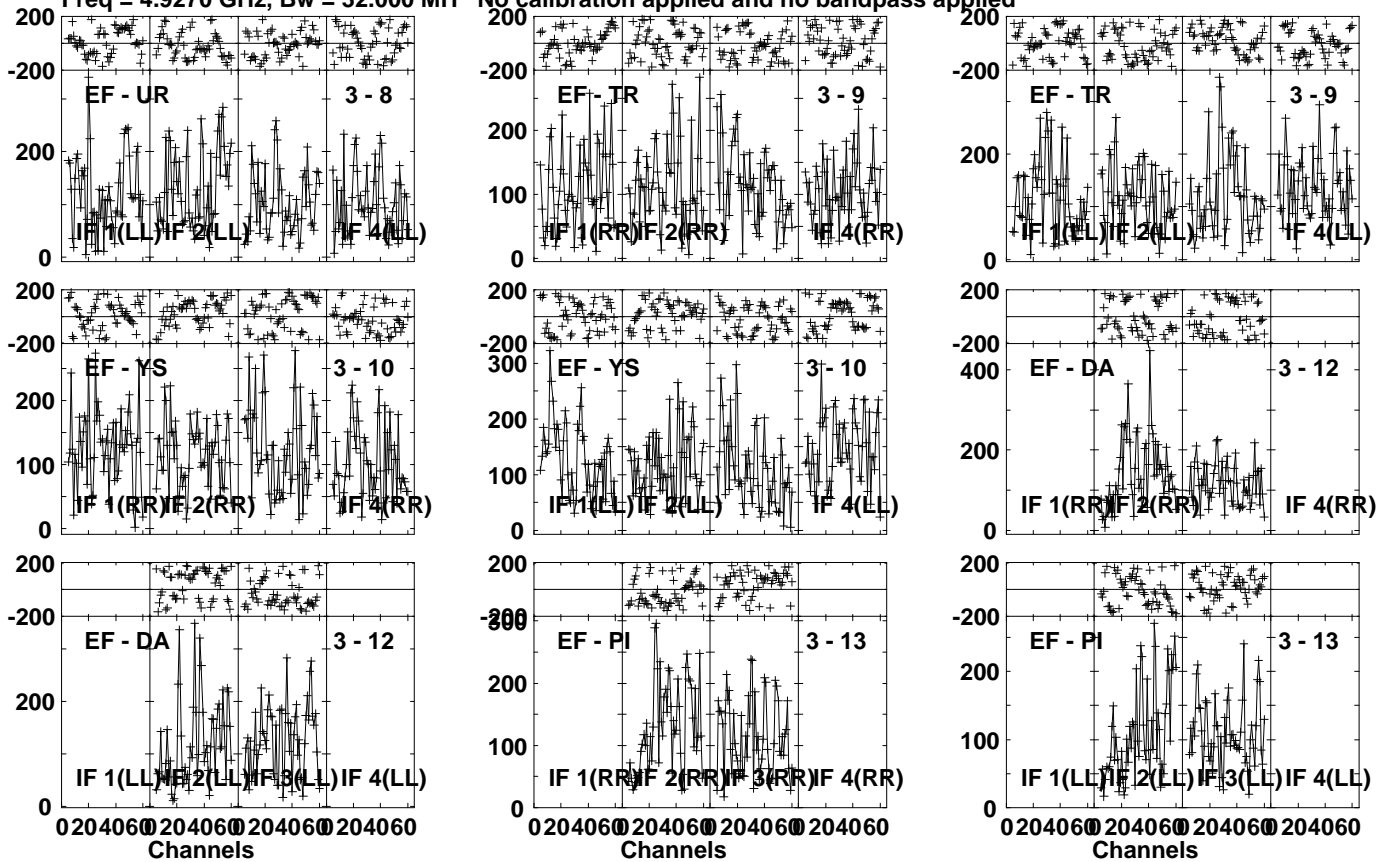


Lower frame: Micro Ampl Jy Top frame: Phas deg
Vector averaged cross-power spectrum Several baselines displayed
Timerange: 00/09:08:31 to 00/09:13:00

Plot file version 155 created 13-FEB-2023 17:06:19

EW02900 EW029D 1.UVDATA.1

Freq = 4.9270 GHz, Bw = 32.000 MH No calibration applied and no bandpass applied

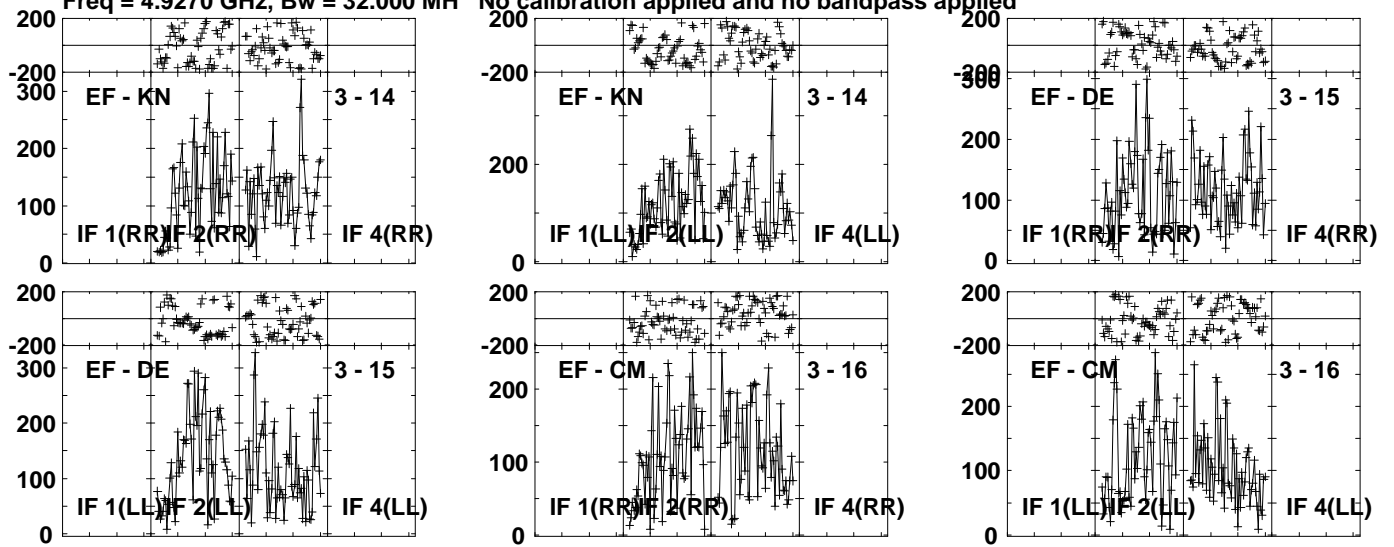


Lower frame: Micro Ampl Jy Top frame: Phas deg
Vector averaged cross-power spectrum Several baselines displayed
Timerange: 00/09:08:31 to 00/09:13:00

Plot file version 156 created 13-FEB-2023 17:06:19

EW02900 EW029D 1.UVDATA.1

Freq = 4.9270 GHz, Bw = 32.000 MH No calibration applied and no bandpass applied



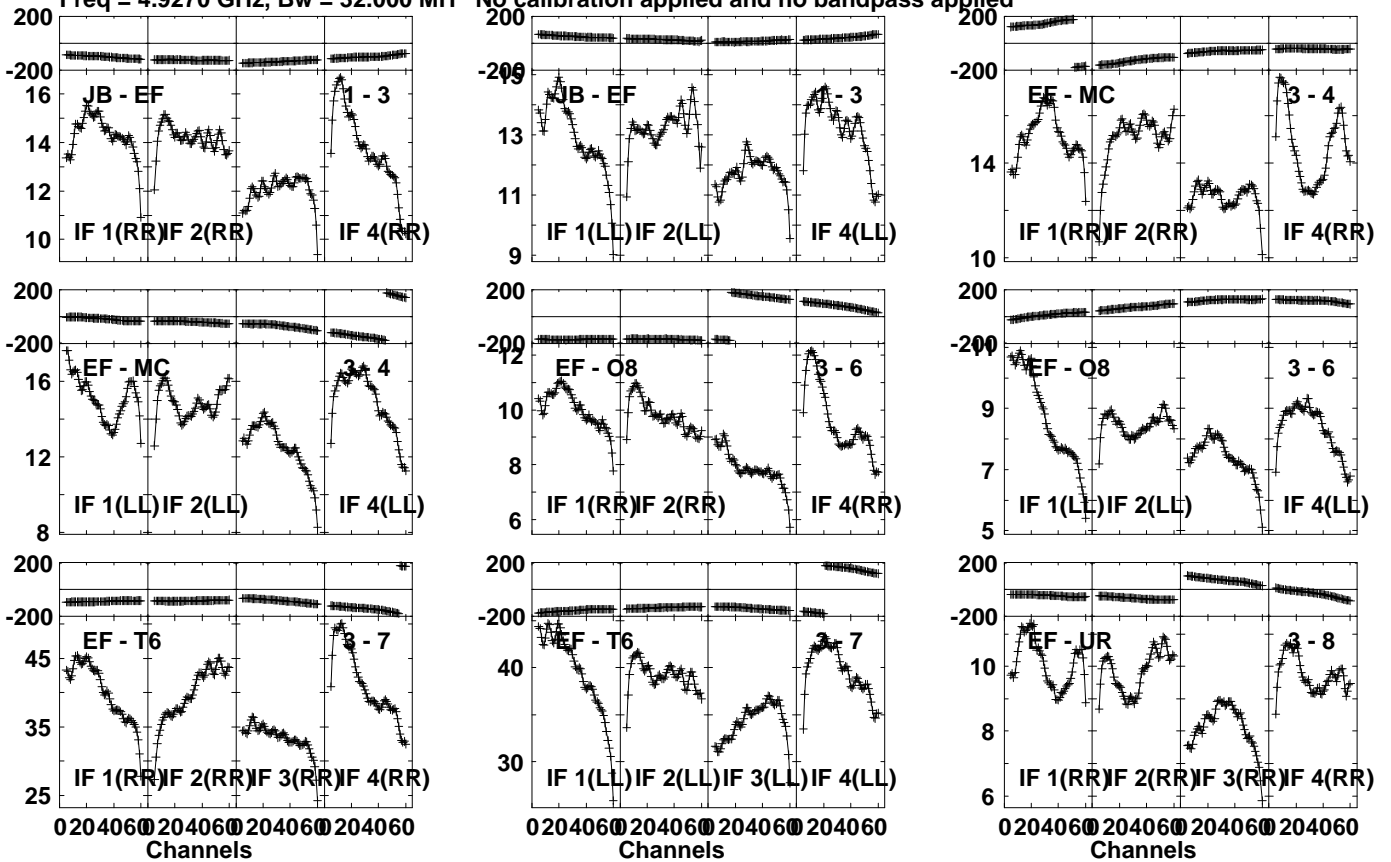
Lower frame: Micro Ampl Jy Top frame: Phas deg
Vector averaged cross-power spectrum Several baselines displayed
Timerange: 00/09:08:31 to 00/09:13:00

Plot file version 157 created 13-FEB-2023 17:06:19

J0958+65 EW029D 1.UVDATA.1

Freq = 4.9270 GHz, Bw = 32.000 MH

No calibration applied and no bandpass applied



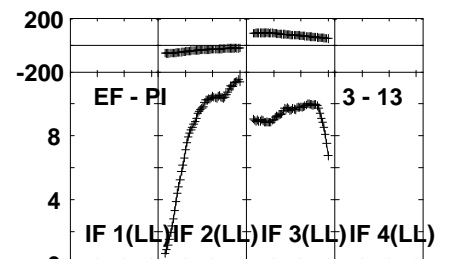
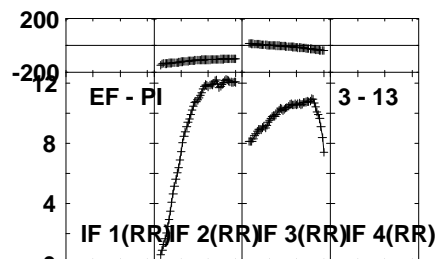
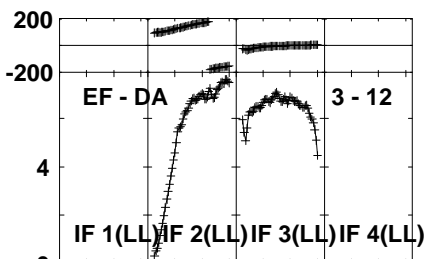
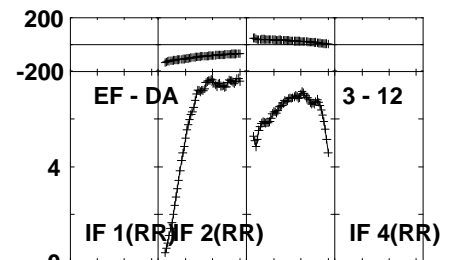
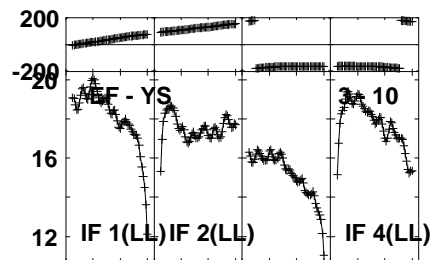
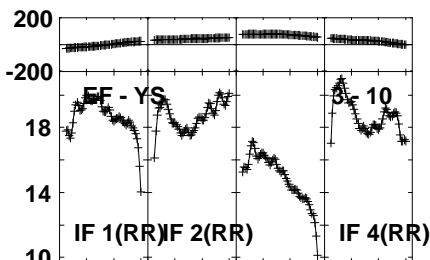
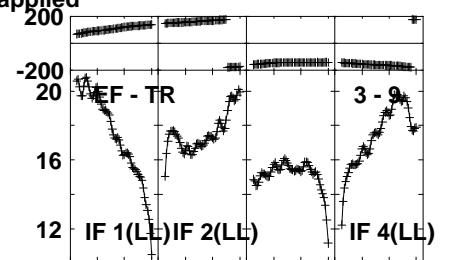
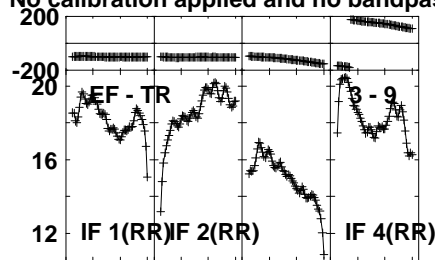
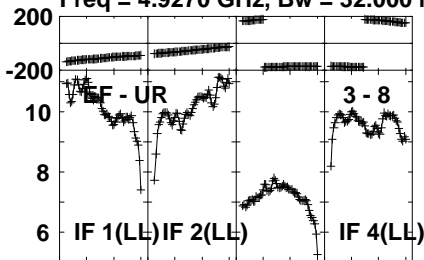
Lower frame: Milli Ampl Jy Top frame: Phas deg
Vector averaged cross-power spectrum Several baselines displayed
Timerange: 00/09:13:01 to 00/09:15:29

Plot file version 158 created 13-FEB-2023 17:06:20

J0958+65 EW029D 1.UVDATA.1

Freq = 4.9270 GHz, Bw = 32.000 MH

No calibration applied and no bandpass applied

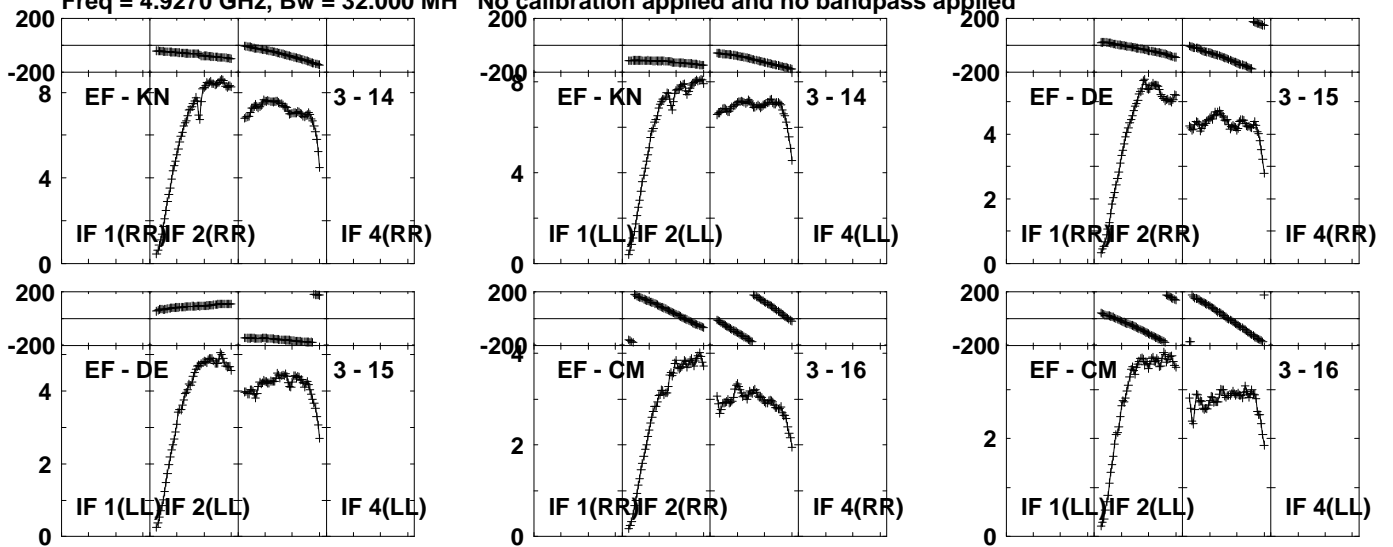


Lower frame: Milli Ampl Jy Top frame: Phas deg
Vector averaged cross-power spectrum Several baselines displayed
Timerange: 00/09:13:01 to 00/09:15:29

Plot file version 159 created 13-FEB-2023 17:06:20

J0958+65 EW029D 1.UVDATA.1

Freq = 4.9270 GHz, Bw = 32.000 MH No calibration applied and no bandpass applied



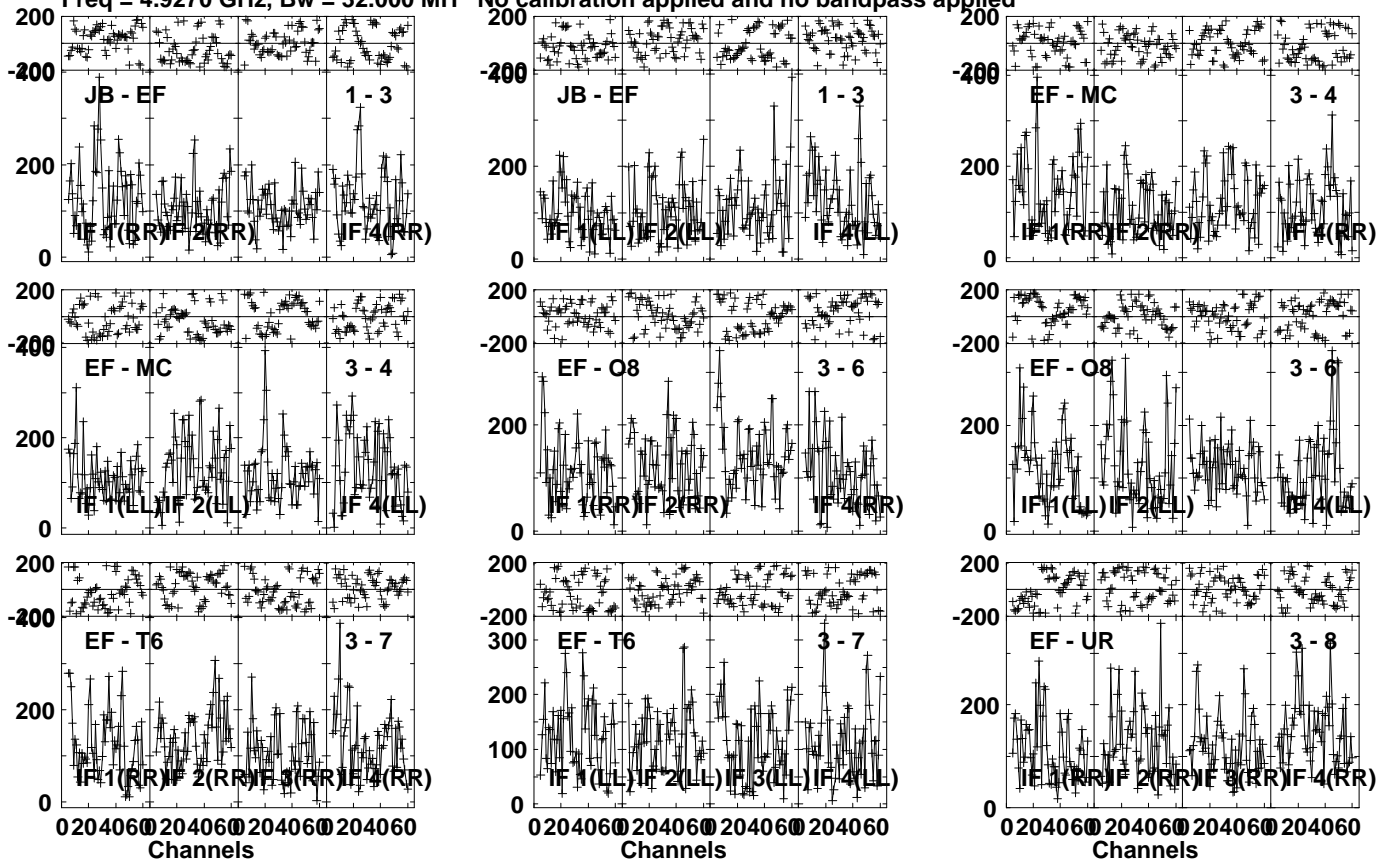
Lower frame: Milli Ampl Jy Top frame: Phas deg
Vector averaged cross-power spectrum Several baselines displayed
Timerange: 00/09:13:01 to 00/09:15:29

Plot file version 160 created 13-FEB-2023 17:06:20

EW02900 EW029D 1.UVDATA.1

Freq = 4.9270 GHz, Bw = 32.000 MH

No calibration applied and no bandpass applied



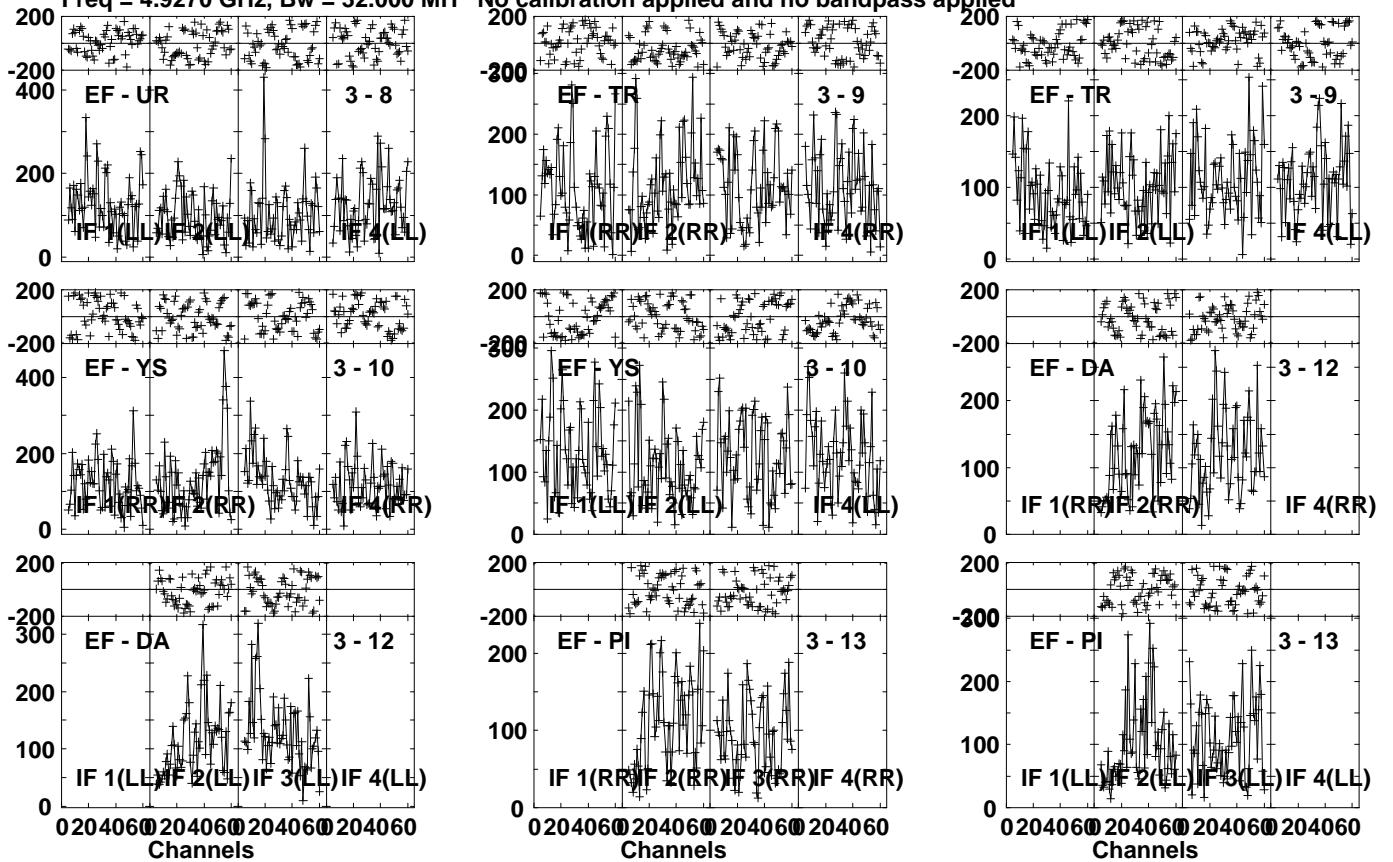
Lower frame: Micro Ampl Jy Top frame: Phas deg
Vector averaged cross-power spectrum Several baselines displayed
Timerange: 00/09:15:31 to 00/09:20:00

Plot file version 161 created 13-FEB-2023 17:06:20

EW02900 EW029D 1.UVDATA.1

Freq = 4.9270 GHz, Bw = 32.000 MH

No calibration applied and no bandpass applied



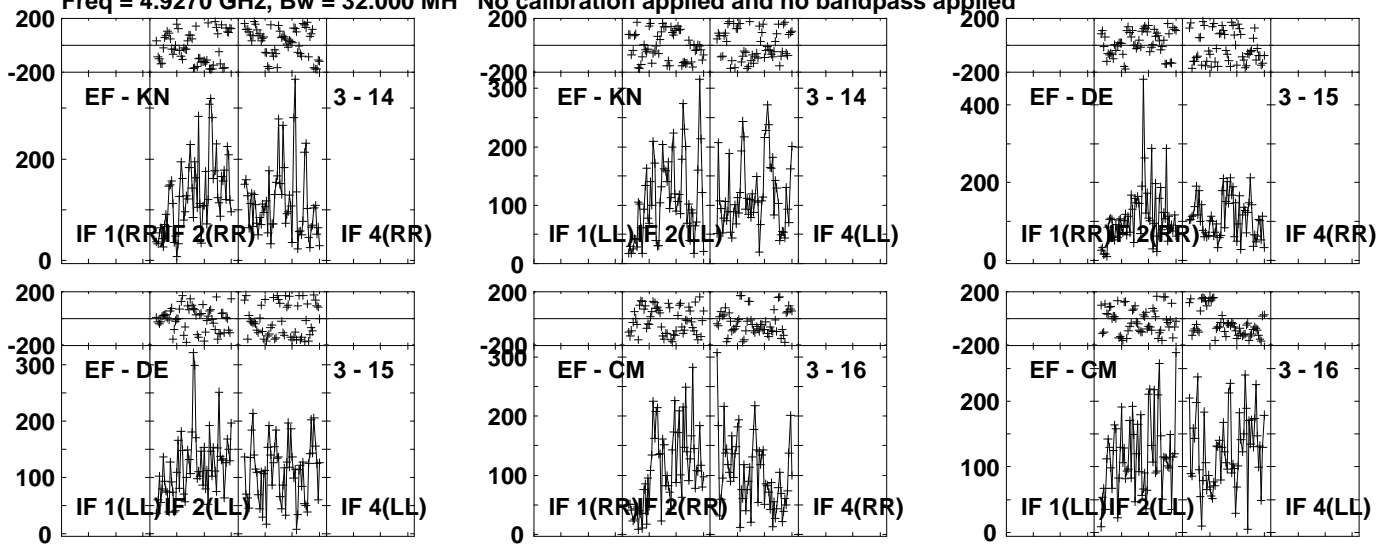
Lower frame: Micro Ampl Jy Top frame: Phas deg
Vector averaged cross-power spectrum Several baselines displayed
Timerange: 00/09:15:31 to 00/09:20:00

Plot file version 162 created 13-FEB-2023 17:06:20

EW02900 EW029D 1.UVDATA.1

Freq = 4.9270 GHz, Bw = 32.000 MH

No calibration applied and no bandpass applied



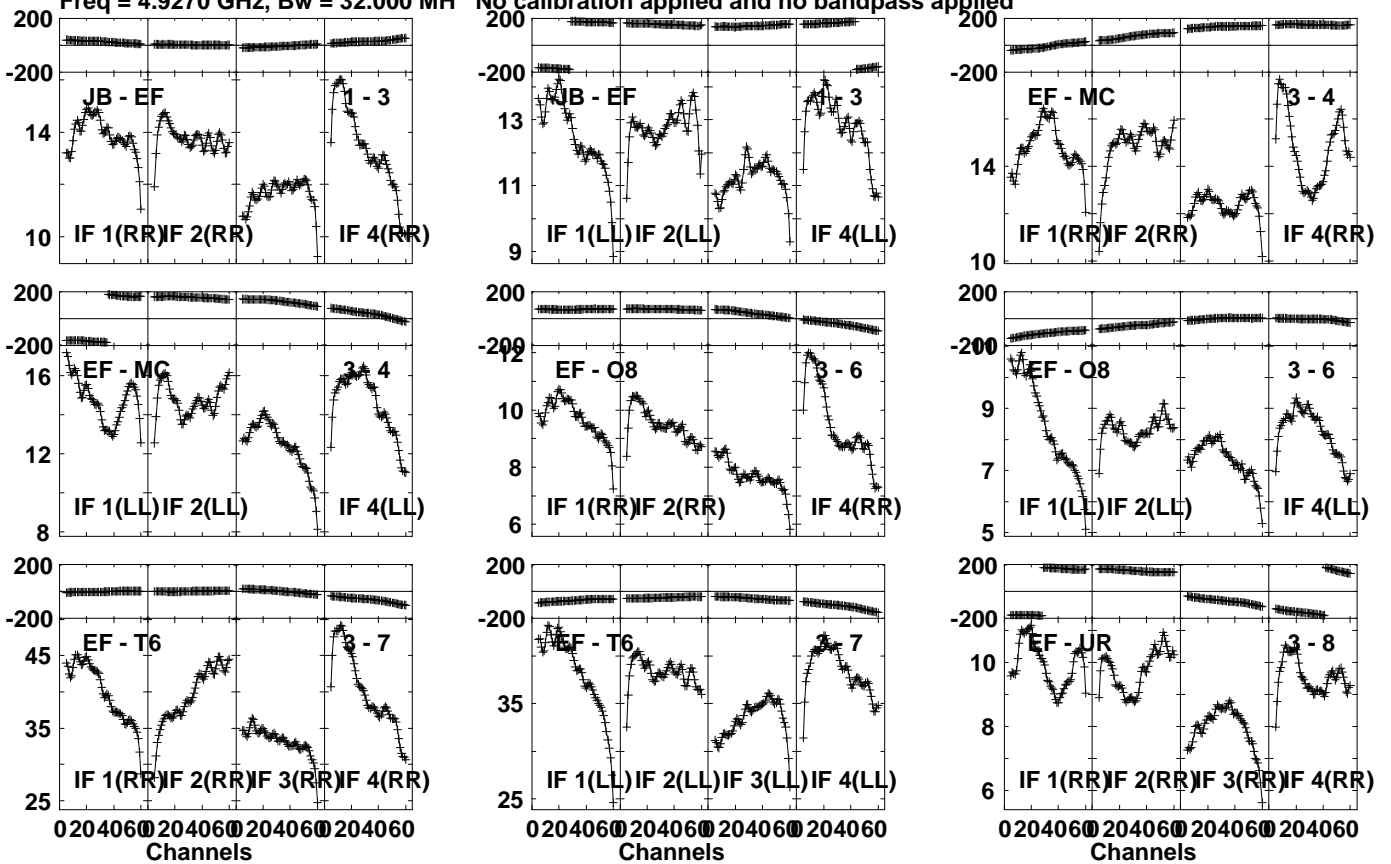
Lower frame: Micro Ampl Jy Top frame: Phas deg
Vector averaged cross-power spectrum Several baselines displayed
Timerange: 00/09:15:31 to 00/09:20:00

Plot file version 163 created 13-FEB-2023 17:06:20

J0958+65 EW029D 1.UVDATA.1

Freq = 4.9270 GHz, Bw = 32.000 MH

No calibration applied and no bandpass applied



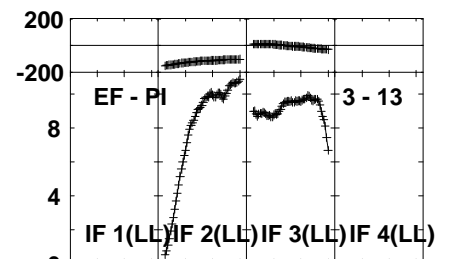
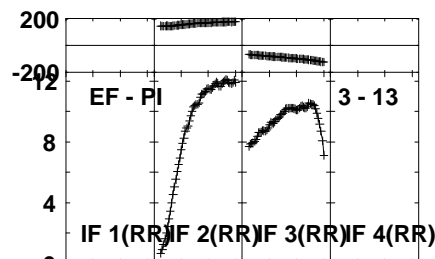
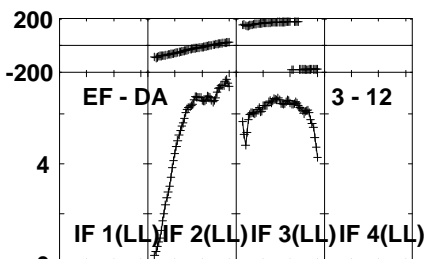
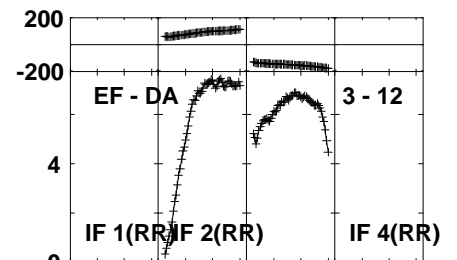
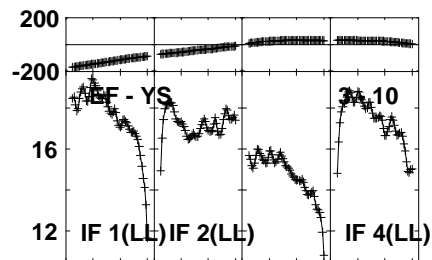
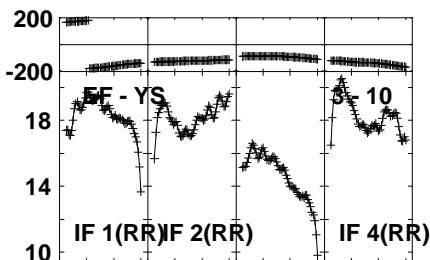
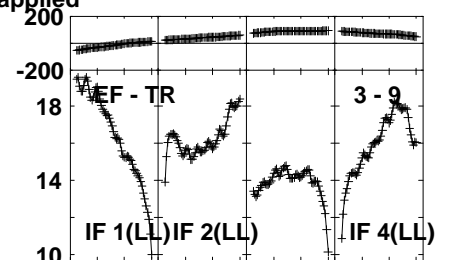
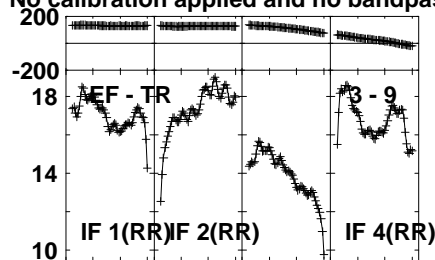
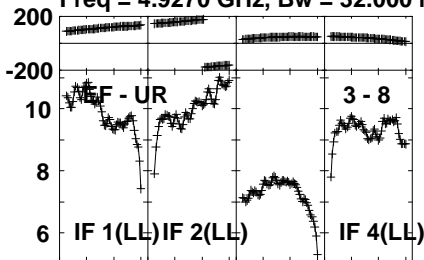
Lower frame: Milli Ampl Jy Top frame: Phas deg
Vector averaged cross-power spectrum Several baselines displayed
Timerange: 00/09:20:41 to 00/09:22:29

Plot file version 164 created 13-FEB-2023 17:06:20

J0958+65 EW029D 1.UVDATA.1

Freq = 4.9270 GHz, Bw = 32.000 MH

No calibration applied and no bandpass applied



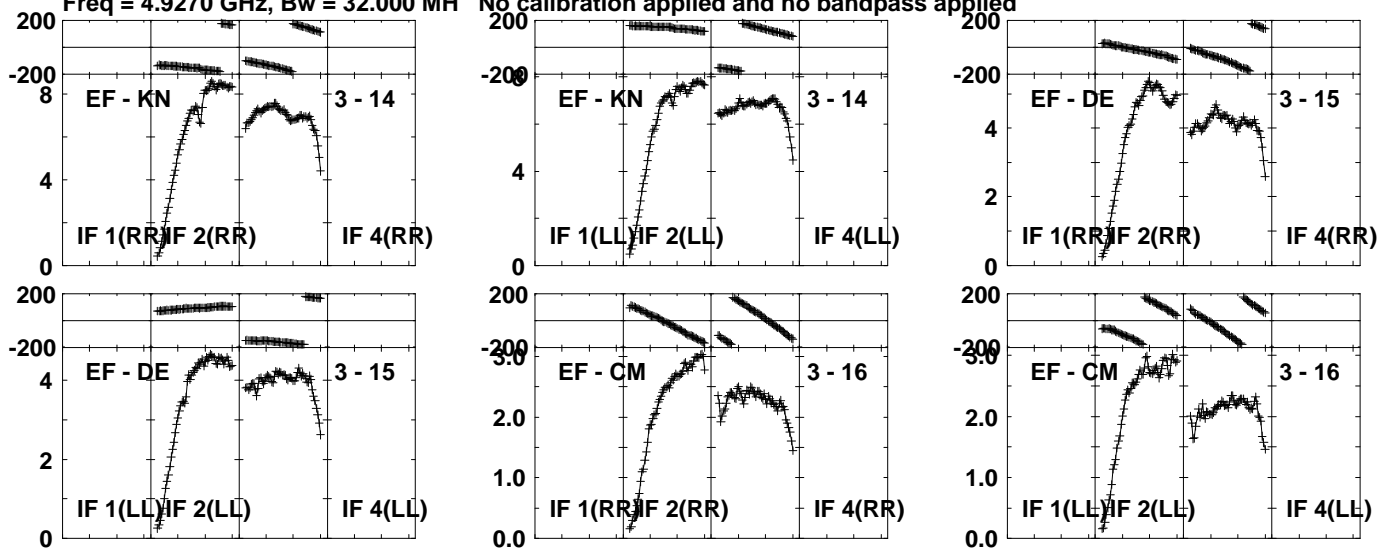
Lower frame: Milli Ampl Jy Top frame: Phas deg
Vector averaged cross-power spectrum Several baselines displayed
Timerange: 00/09:20:41 to 00/09:22:29

Plot file version 165 created 13-FEB-2023 17:06:21

J0958+65 EW029D 1.UVDATA.1

Freq = 4.9270 GHz, Bw = 32.000 MH

No calibration applied and no bandpass applied



Lower frame: Milli Ampl Jy Top frame: Phas deg

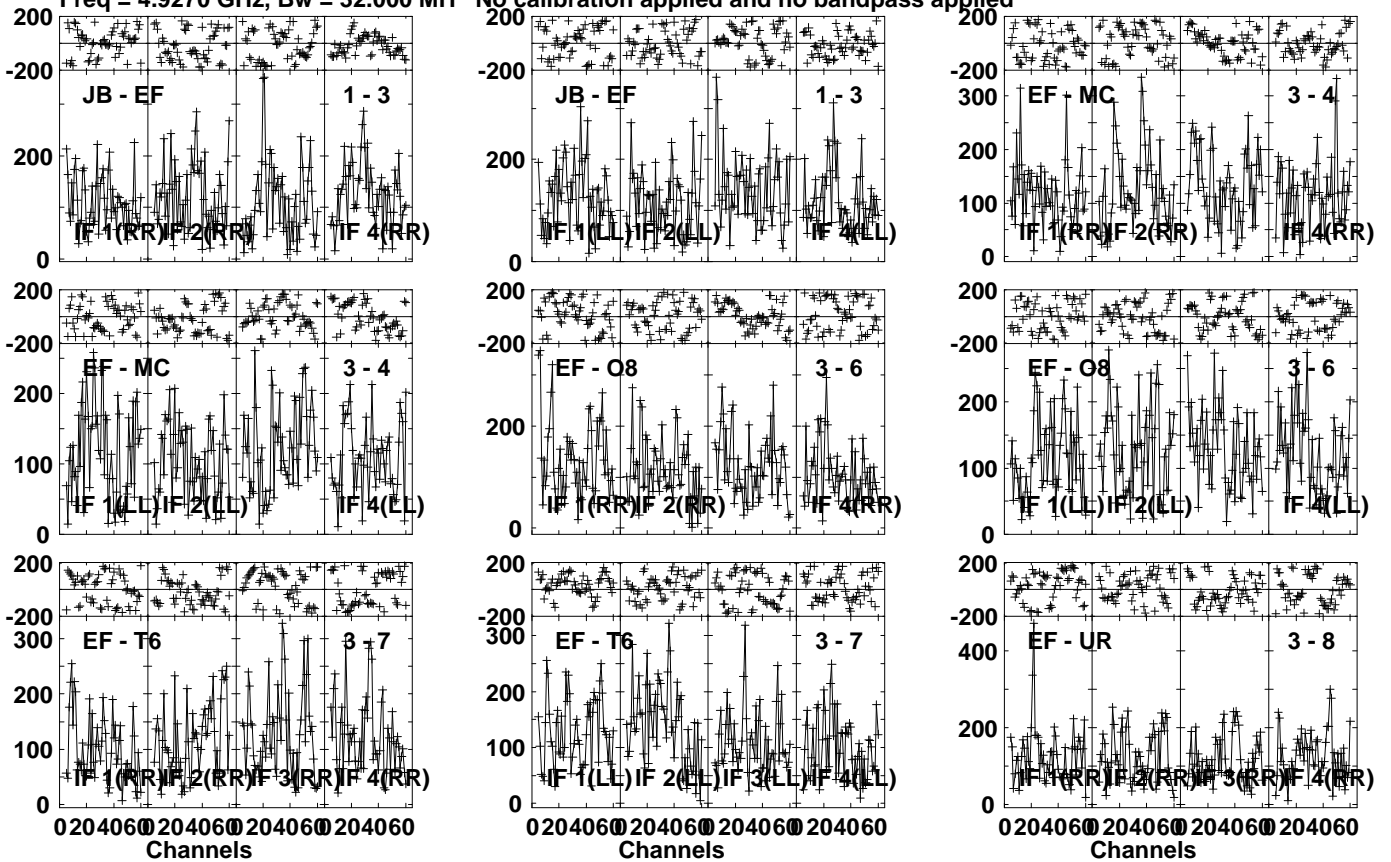
Vector averaged cross-power spectrum Several baselines displayed

Timerange: 00/09:20:41 to 00/09:22:29

Plot file version 166 created 13-FEB-2023 17:06:21

EW02900 EW029D 1.UVDATA.1

Freq = 4.9270 GHz, Bw = 32.000 MH No calibration applied and no bandpass applied

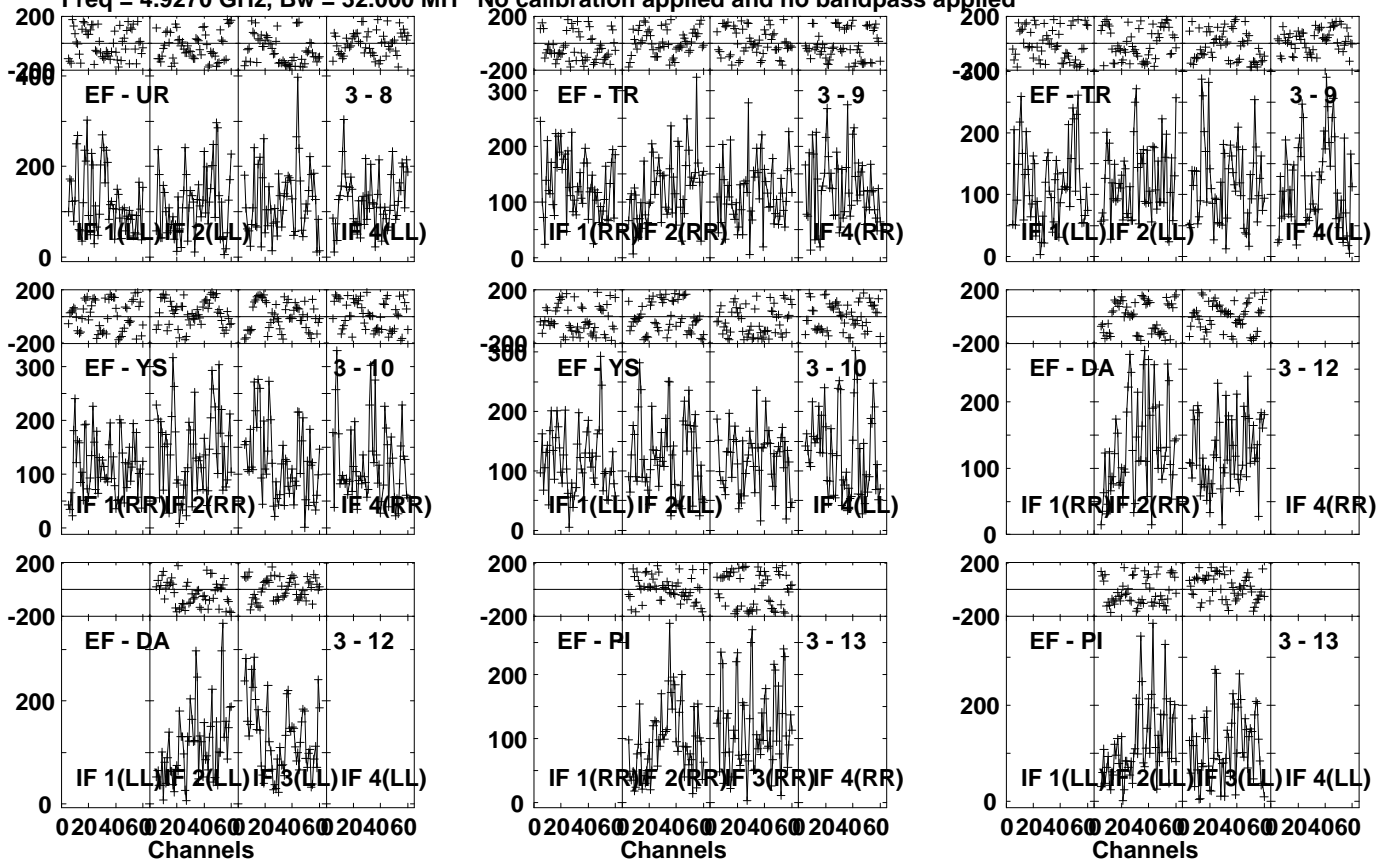


Lower frame: Micro Ampl Jy Top frame: Phas deg
Vector averaged cross-power spectrum Several baselines displayed
Timerange: 00/09:22:31 to 00/09:26:59

Plot file version 167 created 13-FEB-2023 17:06:21

EW02900 EW029D 1.UVDATA.1

Freq = 4.9270 GHz, Bw = 32.000 MH No calibration applied and no bandpass applied

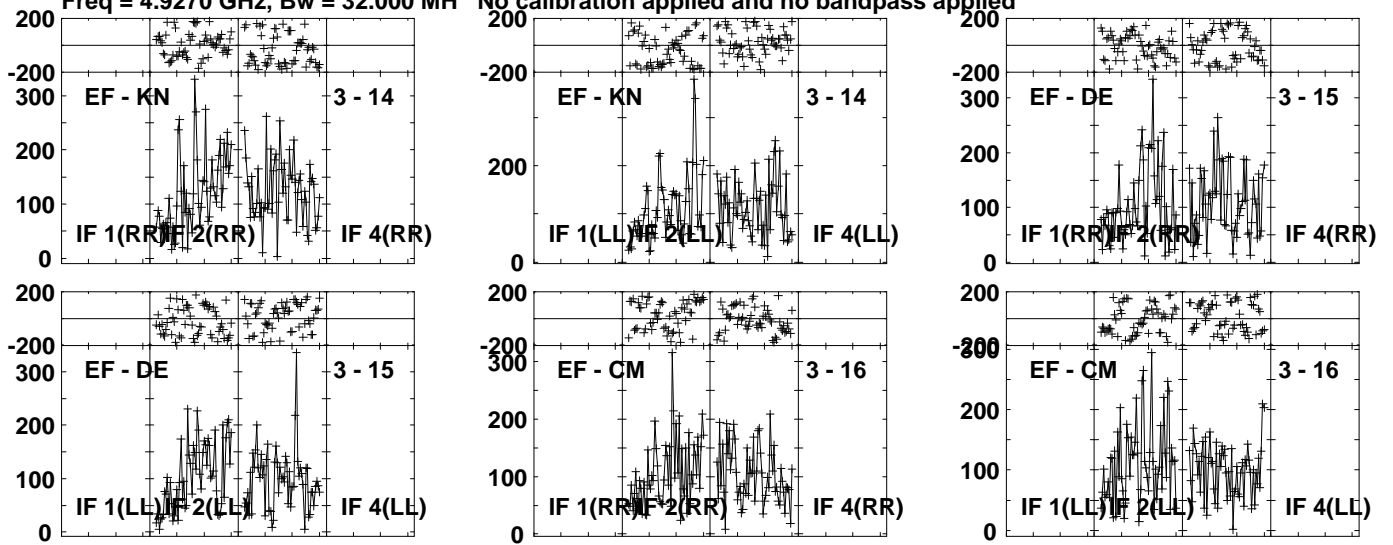


Lower frame: Micro Ampl Jy Top frame: Phas deg
Vector averaged cross-power spectrum Several baselines displayed
Timerange: 00/09:22:31 to 00/09:26:59

Plot file version 168 created 13-FEB-2023 17:06:21

EW02900 EW029D 1.UVDATA.1

Freq = 4.9270 GHz, Bw = 32.000 MH No calibration applied and no bandpass applied



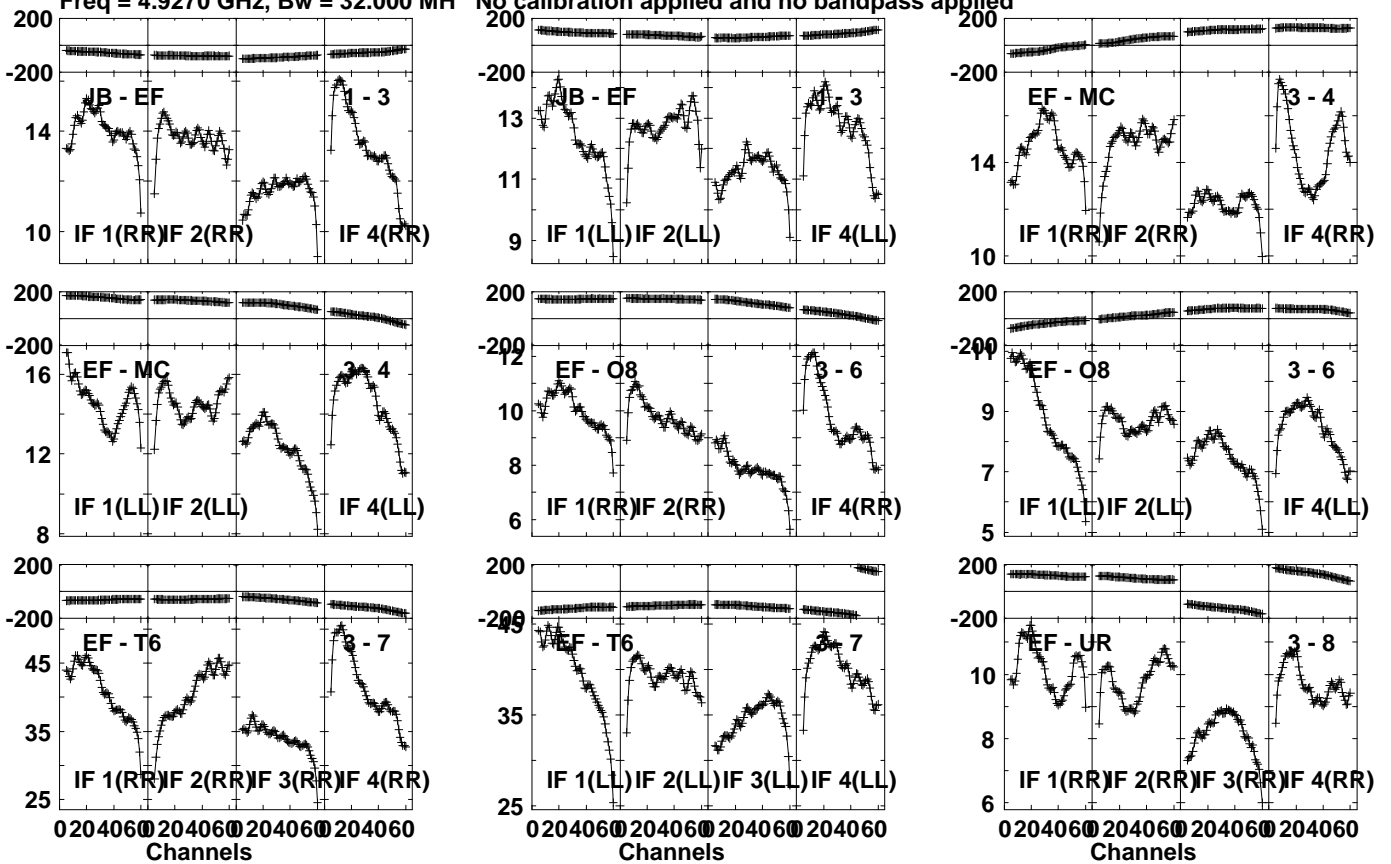
Lower frame: Micro Ampl Jy Top frame: Phas deg
Vector averaged cross-power spectrum Several baselines displayed
Timerange: 00/09:22:31 to 00/09:26:59

Plot file version 169 created 13-FEB-2023 17:06:21

J0958+65 EW029D 1.UVDATA.1

Freq = 4.9270 GHz, Bw = 32.000 MH

No calibration applied and no bandpass applied



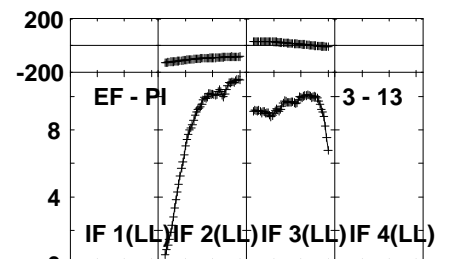
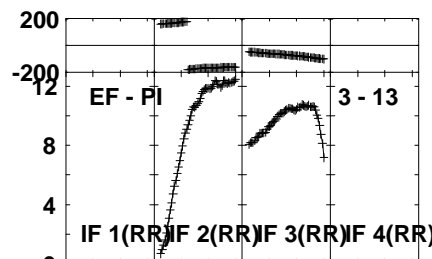
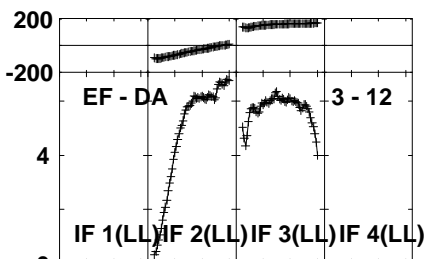
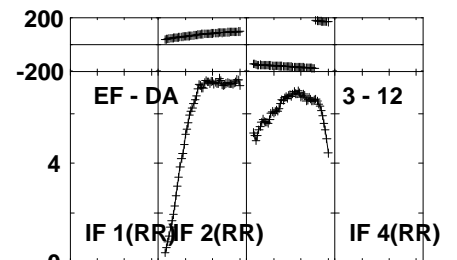
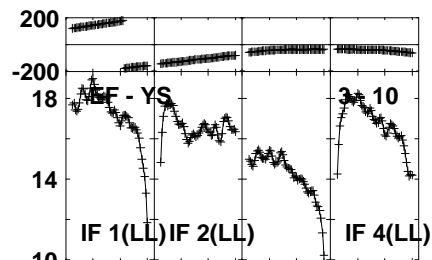
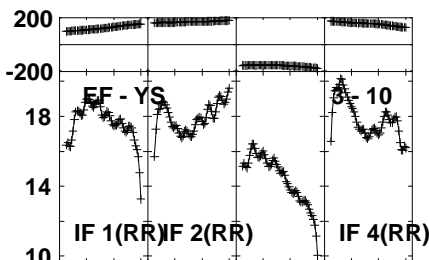
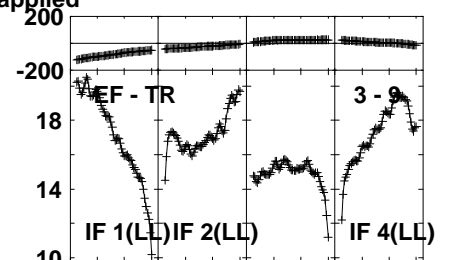
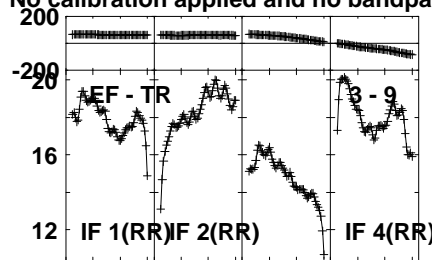
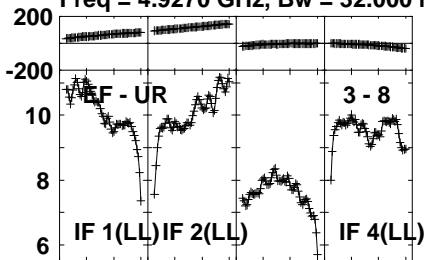
Lower frame: Milli Ampl Jy Top frame: Phas deg
 Vector averaged cross-power spectrum Several baselines displayed
 Timerange: 00/09:27:41 to 00/09:29:29

Plot file version 170 created 13-FEB-2023 17:06:21

J0958+65 EW029D 1.UVDATA.1

Freq = 4.9270 GHz, Bw = 32.000 MH

No calibration applied and no bandpass applied



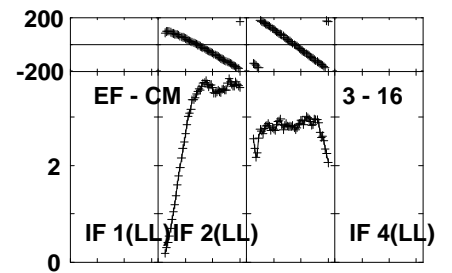
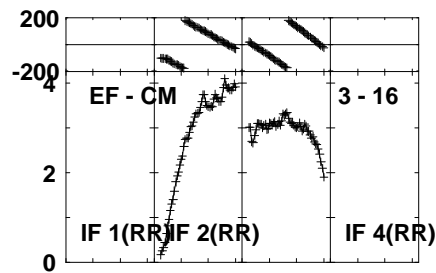
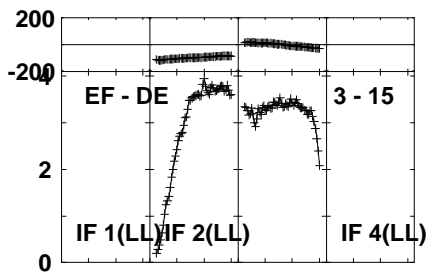
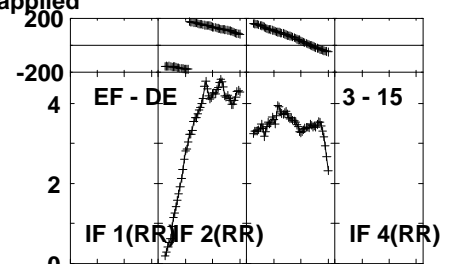
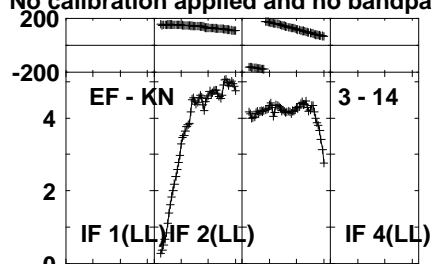
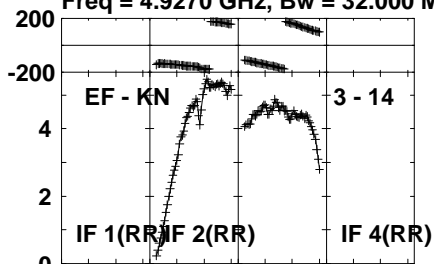
Lower frame: Milli Ampl Jy Top frame: Phas deg
Vector averaged cross-power spectrum Several baselines displayed
Timerange: 00/09:27:41 to 00/09:29:29

Plot file version 171 created 13-FEB-2023 17:06:21

J0958+65 EW029D 1.UVDATA.1

Freq = 4.9270 GHz, Bw = 32.000 MH

No calibration applied and no bandpass applied



Lower frame: Milli Ampl Jy Top frame: Phas deg

Vector averaged cross-power spectrum Several baselines displayed

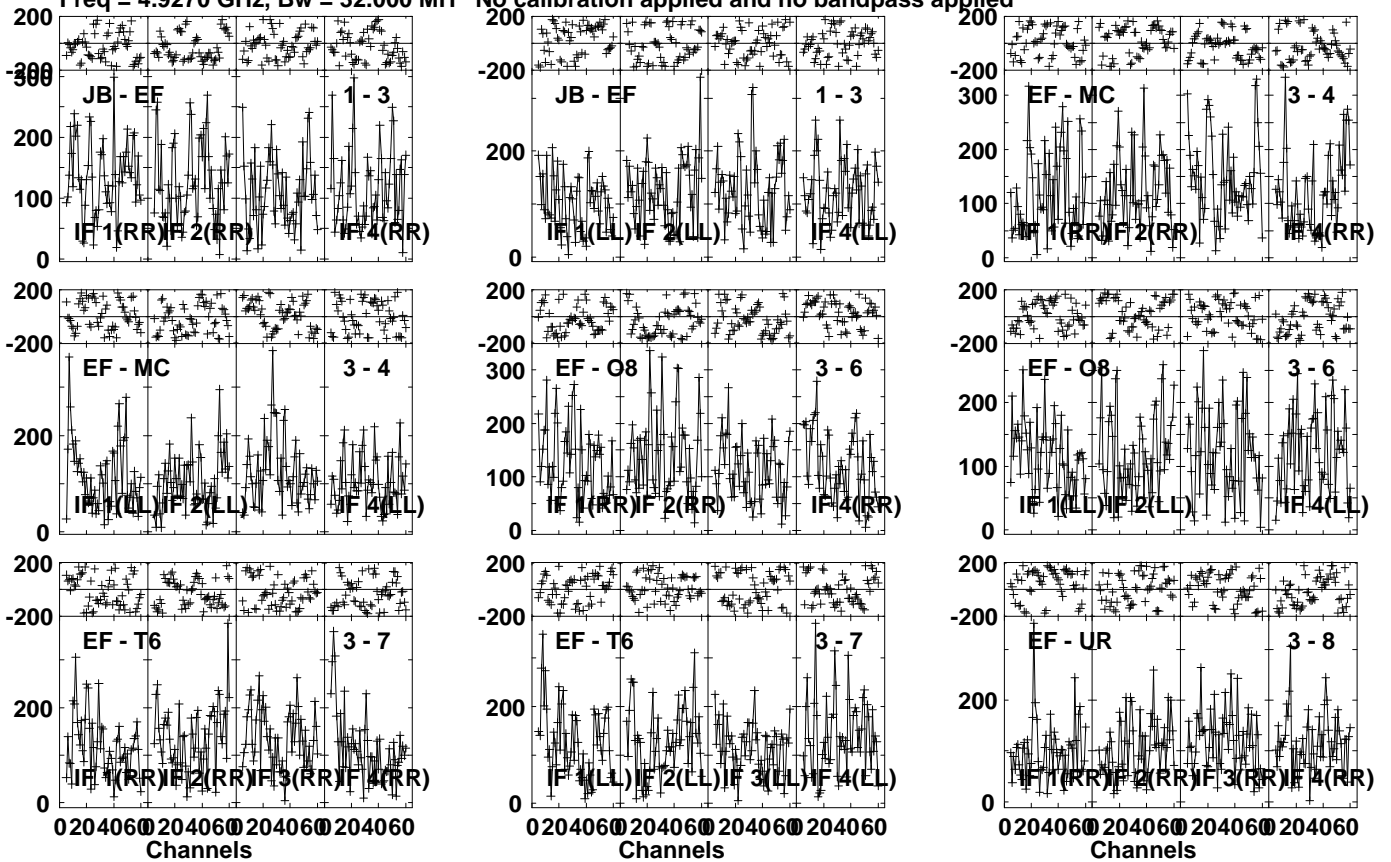
Timerange: 00/09:27:41 to 00/09:29:29

Plot file version 172 created 13-FEB-2023 17:06:22

EW02900 EW029D 1.UVDATA.1

Freq = 4.9270 GHz, Bw = 32.000 MH

No calibration applied and no bandpass applied

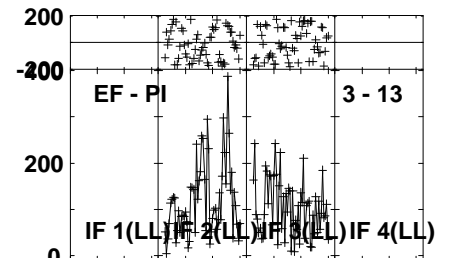
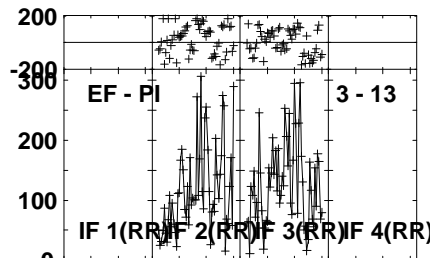
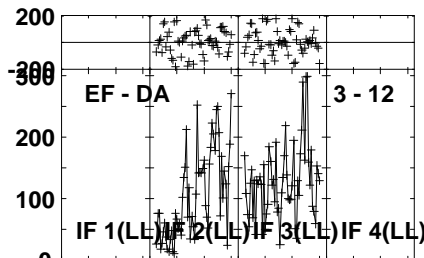
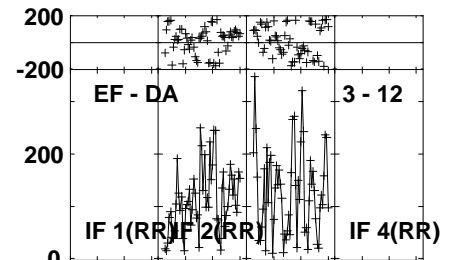
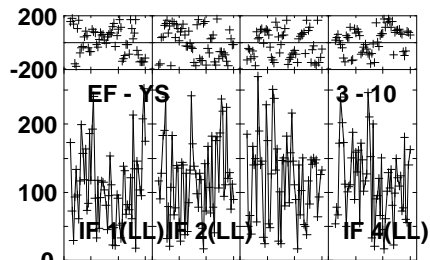
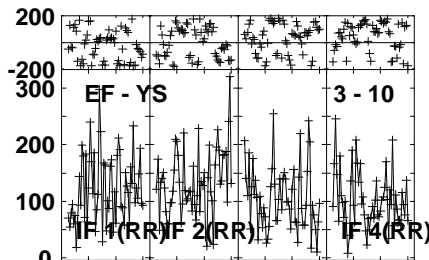
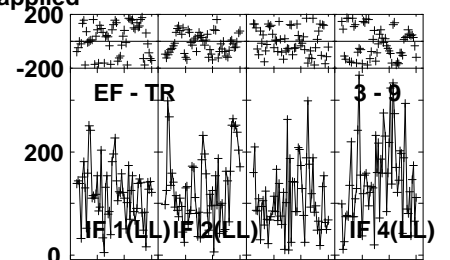
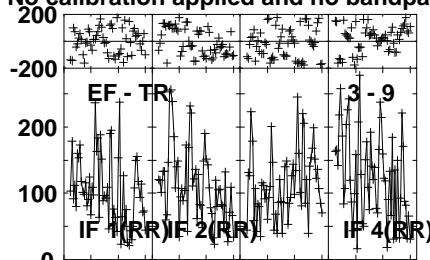
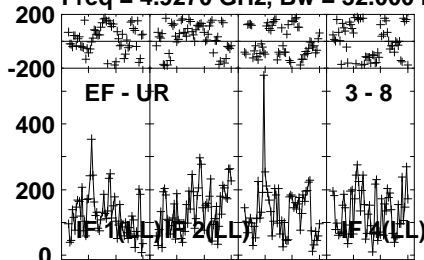


Lower frame: Micro Ampl Jy Top frame: Phas deg
Vector averaged cross-power spectrum Several baselines displayed
Timerange: 00/09:29:31 to 00/09:33:59

Plot file version 173 created 13-FEB-2023 17:06:22

EW02900 EW029D 1.UVDATA.1

Freq = 4.9270 GHz, Bw = 32.000 MH No calibration applied and no bandpass applied

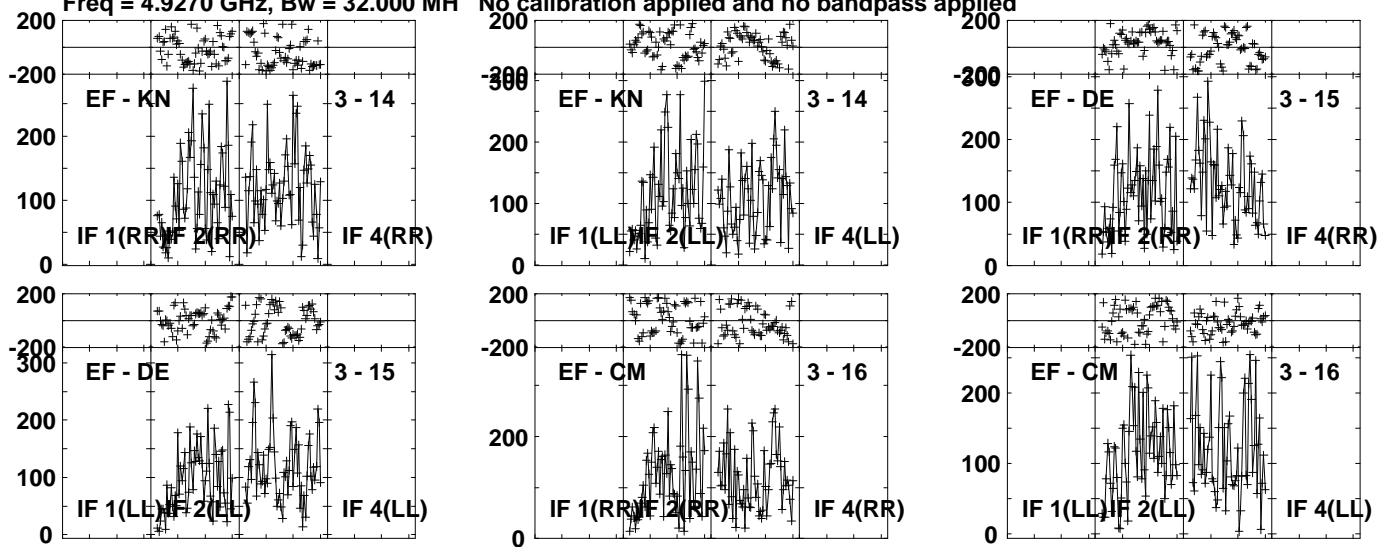


Lower frame: Micro Ampl Jy Top frame: Phas deg
Vector averaged cross-power spectrum Several baselines displayed
Timerange: 00/09:29:31 to 00/09:33:59

Plot file version 174 created 13-FEB-2023 17:06:22

EW02900 EW029D 1.UVDATA.1

Freq = 4.9270 GHz, Bw = 32.000 MH No calibration applied and no bandpass applied



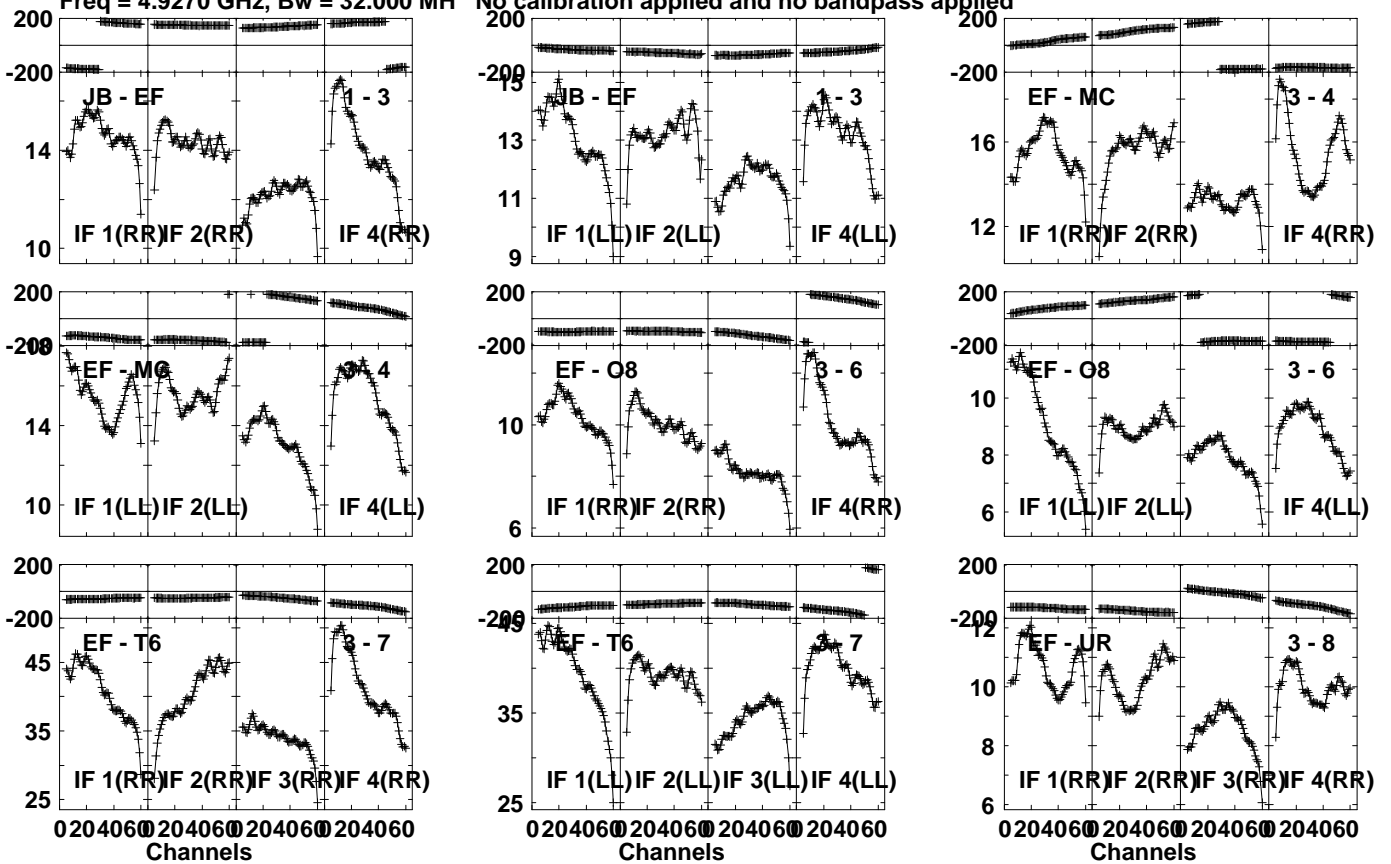
Lower frame: Micro Ampl Jy Top frame: Phas deg
Vector averaged cross-power spectrum Several baselines displayed
Timerange: 00/09:29:31 to 00/09:33:59

Plot file version 175 created 13-FEB-2023 17:06:22

J0958+65 EW029D 1.UVDATA.1

Freq = 4.9270 GHz, Bw = 32.000 MH

No calibration applied and no bandpass applied



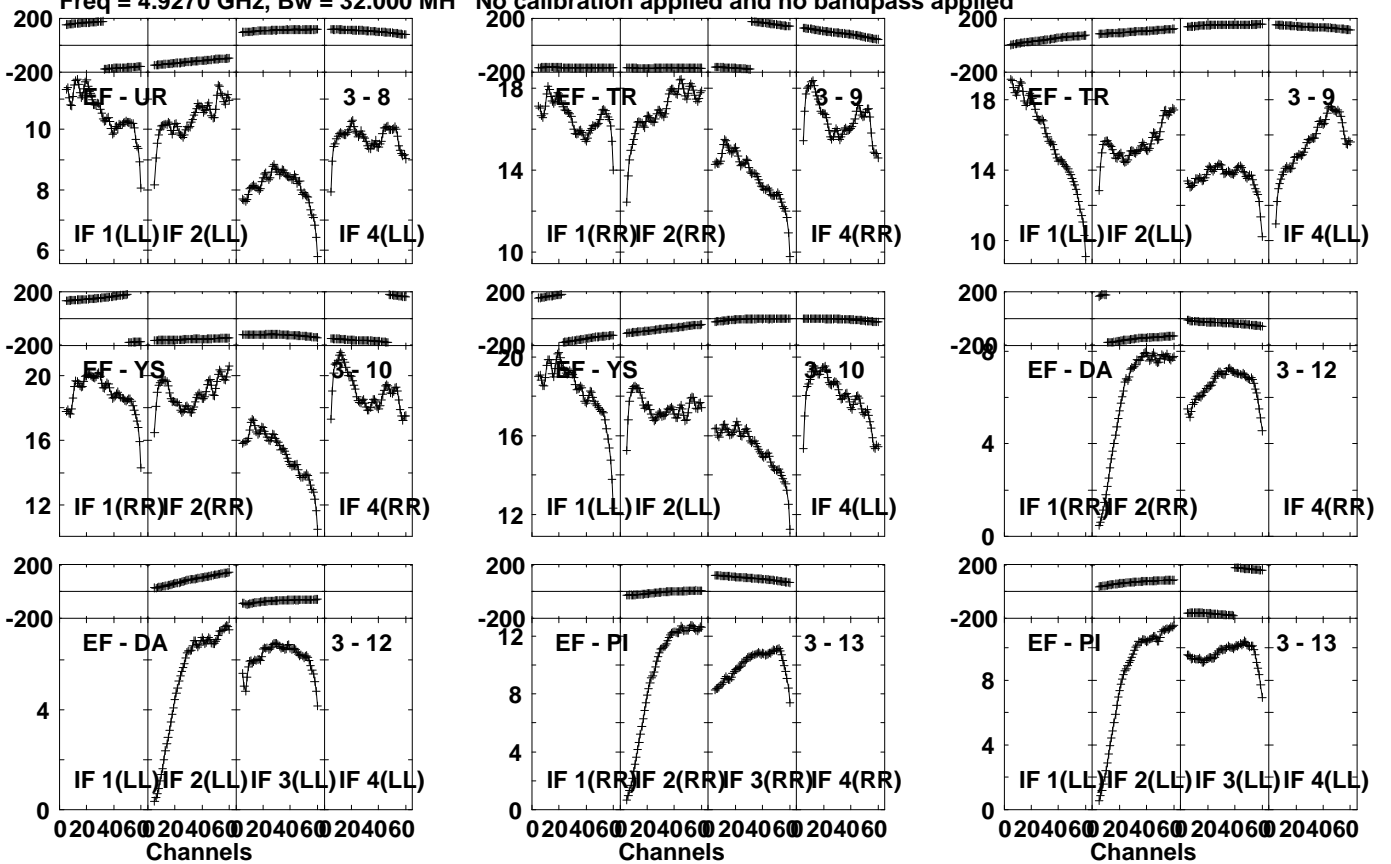
Lower frame: Milli Ampl Jy Top frame: Phas deg
Vector averaged cross-power spectrum Several baselines displayed
Timerange: 00/09:34:01 to 00/09:36:29

Plot file version 176 created 13-FEB-2023 17:06:22

J0958+65 EW029D 1.UVDATA.1

Freq = 4.9270 GHz, Bw = 32.000 MH

No calibration applied and no bandpass applied

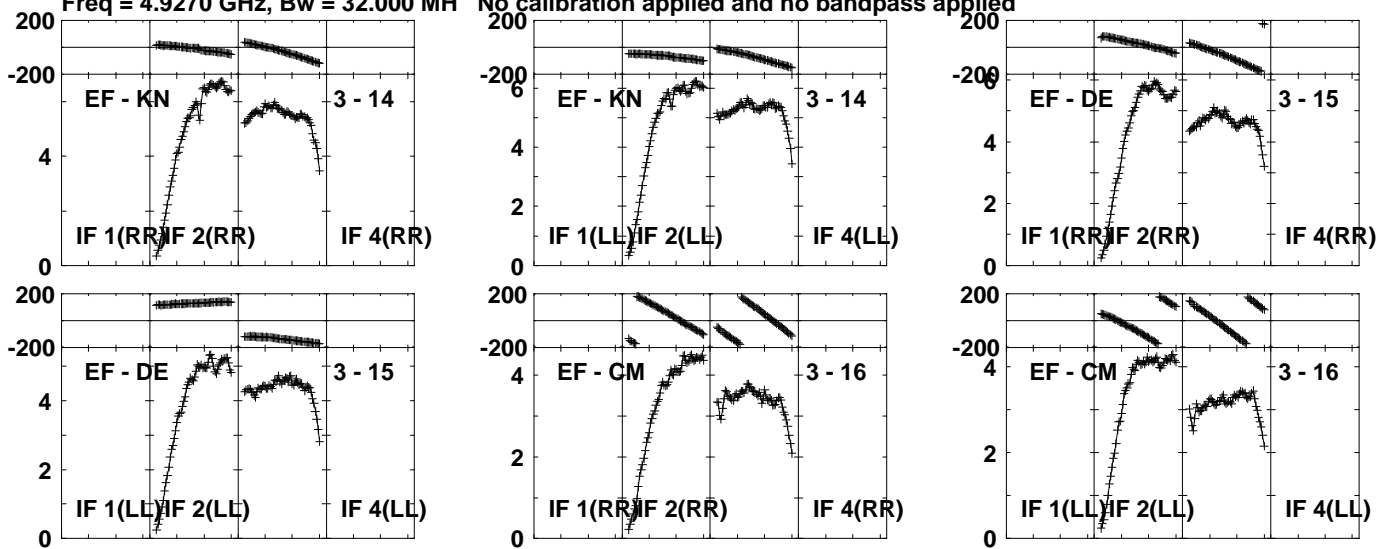


Lower frame: Milli Ampl Jy Top frame: Phas deg
Vector averaged cross-power spectrum Several baselines displayed
Timerange: 00/09:34:01 to 00/09:36:29

Plot file version 177 created 13-FEB-2023 17:06:22

J0958+65 EW029D 1.UVDATA.1

Freq = 4.9270 GHz, Bw = 32.000 MH No calibration applied and no bandpass applied

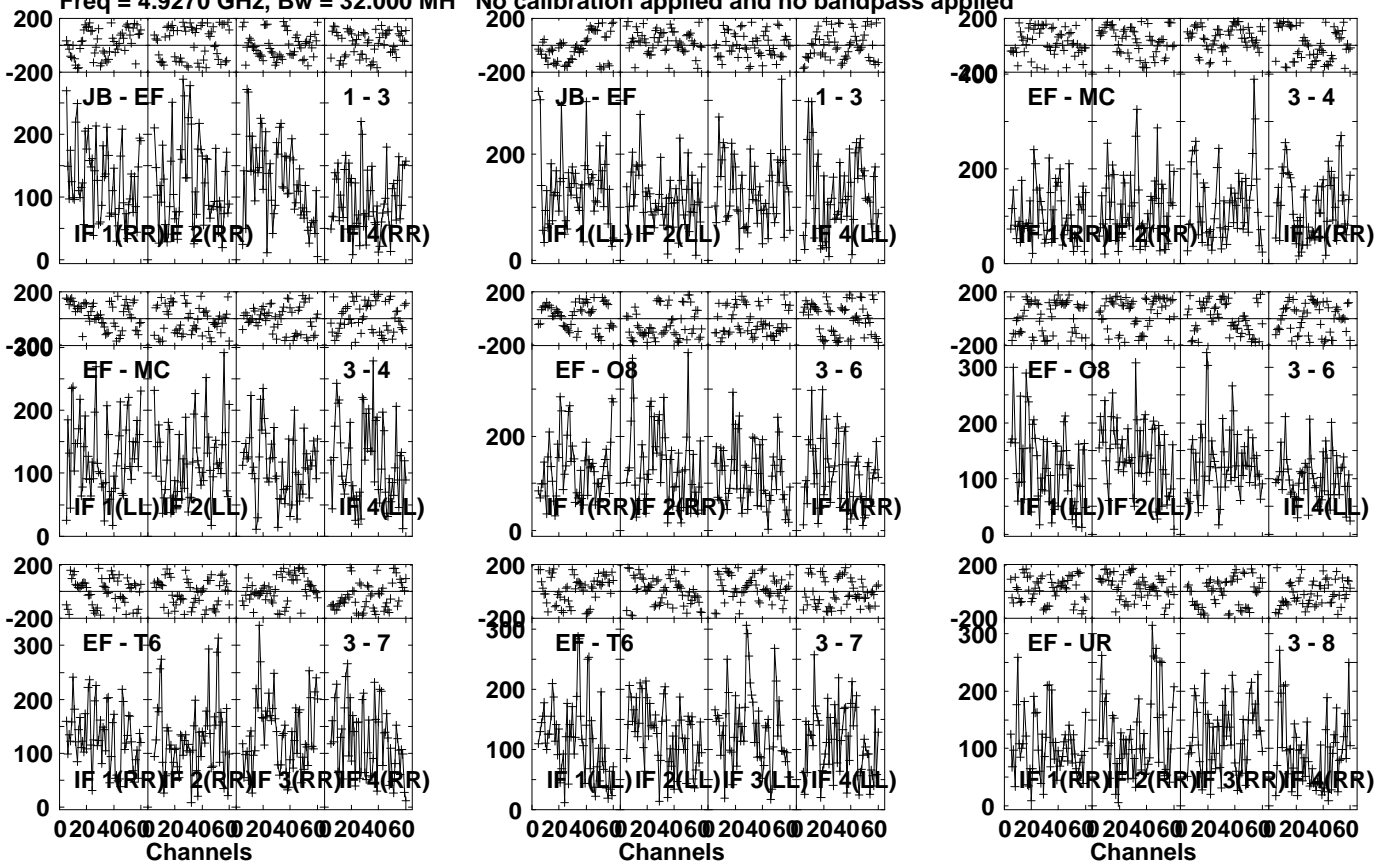


Lower frame: Milli Ampl Jy Top frame: Phas deg
Vector averaged cross-power spectrum Several baselines displayed
Timerange: 00/09:34:01 to 00/09:36:29

Plot file version 178 created 13-FEB-2023 17:06:22

EW02900 EW029D 1.UVDATA.1

Freq = 4.9270 GHz, Bw = 32.000 MH No calibration applied and no bandpass applied



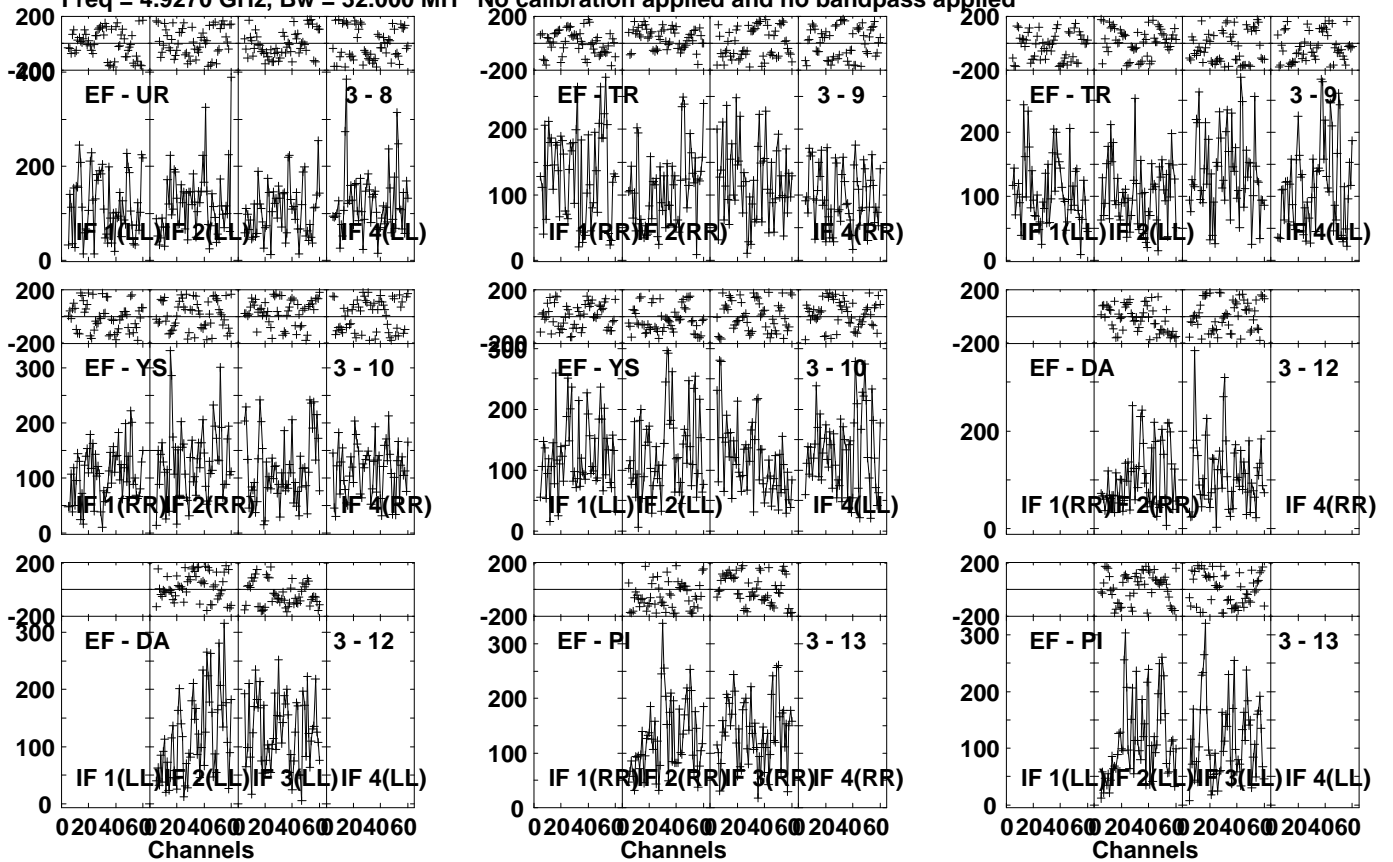
Lower frame: Micro Ampl Jy Top frame: Phas deg
Vector averaged cross-power spectrum Several baselines displayed
Timerange: 00/09:36:31 to 00/09:40:59

Plot file version 179 created 13-FEB-2023 17:06:23

EW02900 EW029D 1.UVDATA.1

Freq = 4.9270 GHz, Bw = 32.000 MH

No calibration applied and no bandpass applied



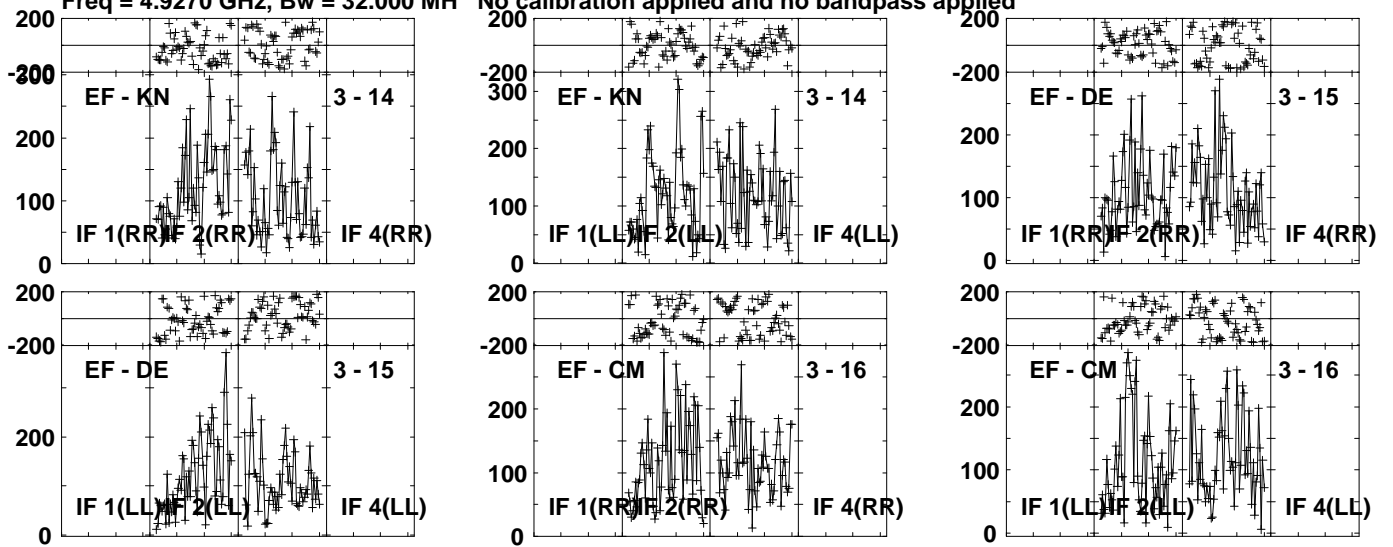
Lower frame: Micro Ampl Jy Top frame: Phas deg
Vector averaged cross-power spectrum Several baselines displayed
Timerange: 00/09:36:31 to 00/09:40:59

Plot file version 180 created 13-FEB-2023 17:06:23

EW02900 EW029D 1.UVDATA.1

Freq = 4.9270 GHz, Bw = 32.000 MH

No calibration applied and no bandpass applied



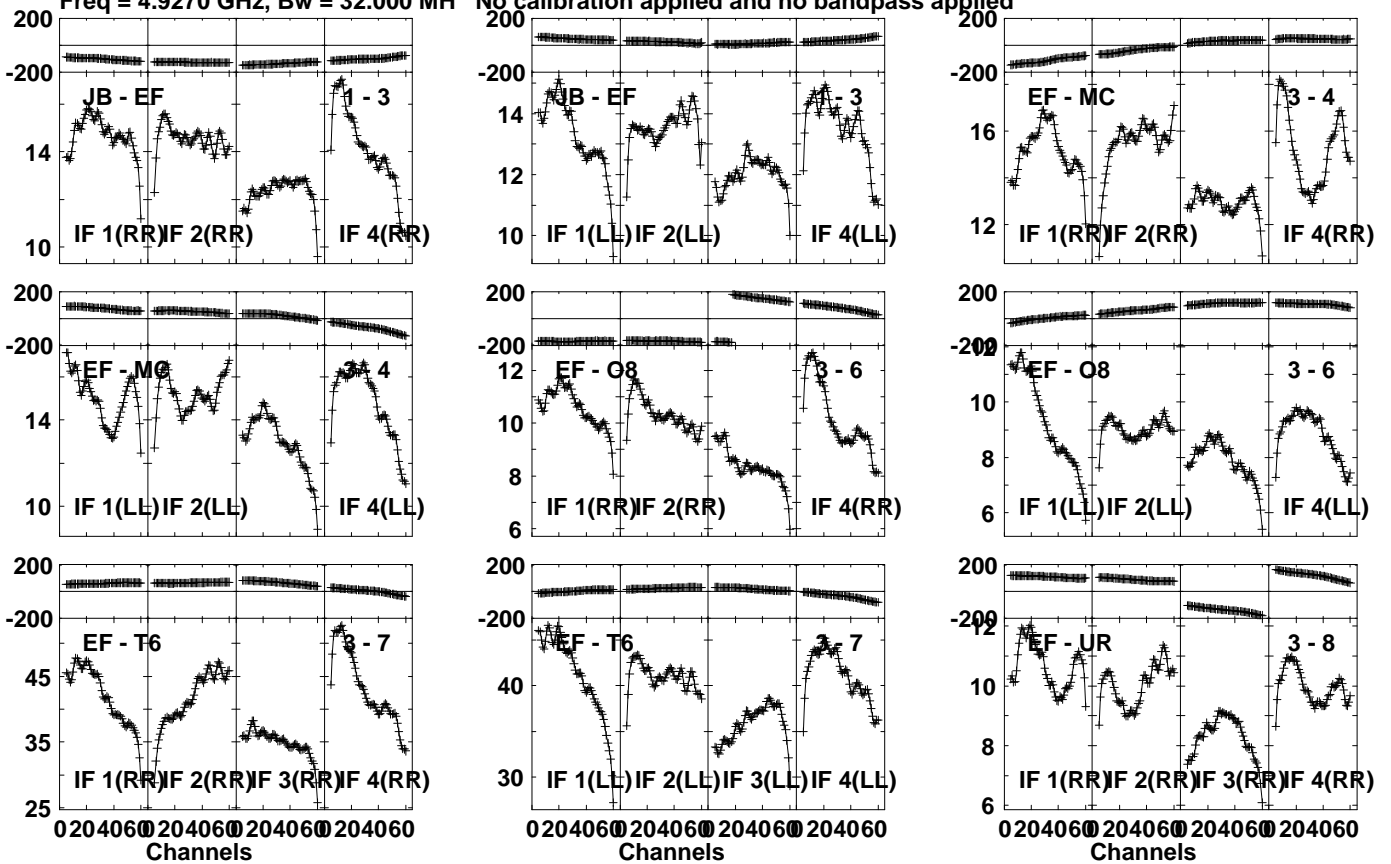
Lower frame: Micro Ampl Jy Top frame: Phas deg
Vector averaged cross-power spectrum Several baselines displayed
Timerange: 00/09:36:31 to 00/09:40:59

Plot file version 181 created 13-FEB-2023 17:06:23

J0958+65 EW029D 1.UVDATA.1

Freq = 4.9270 GHz, Bw = 32.000 MH

No calibration applied and no bandpass applied



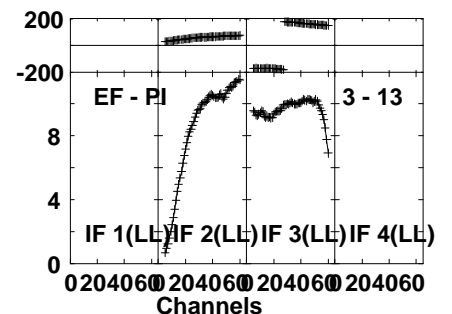
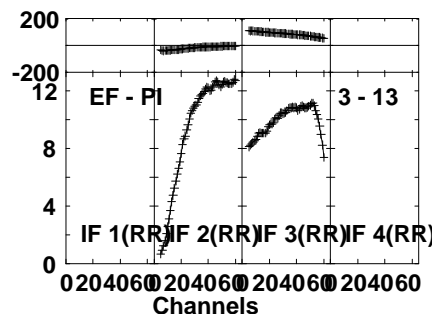
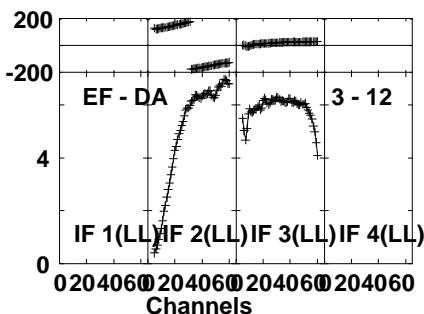
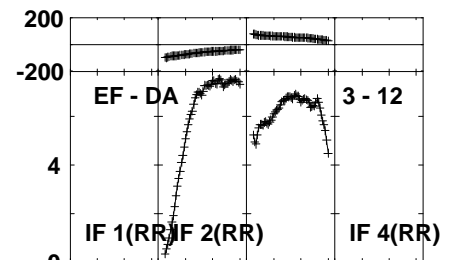
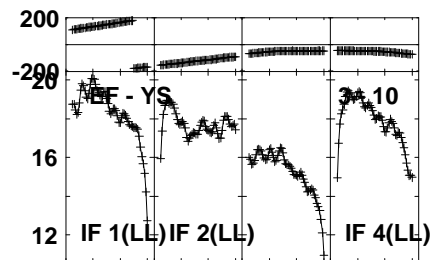
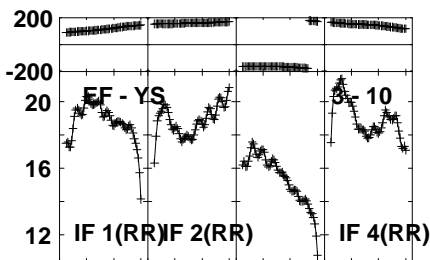
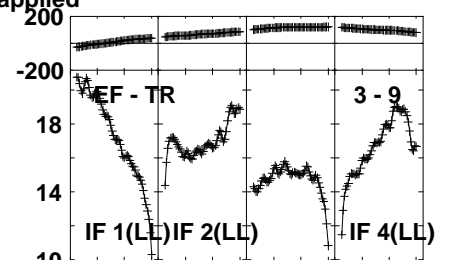
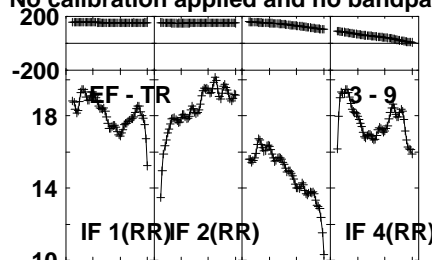
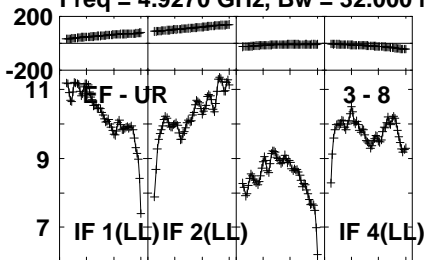
Lower frame: Milli Ampl Jy Top frame: Phas deg
Vector averaged cross-power spectrum Several baselines displayed
Timerange: 00/09:41:41 to 00/09:43:30

Plot file version 182 created 13-FEB-2023 17:06:23

J0958+65 EW029D 1.UVDATA.1

Freq = 4.9270 GHz, Bw = 32.000 MH

No calibration applied and no bandpass applied



Lower frame: Milli Ampl Jy Top frame: Phas deg

Vector averaged cross-power spectrum Several baselines displayed

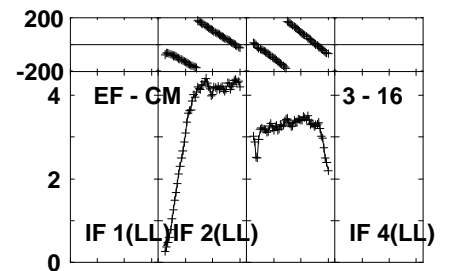
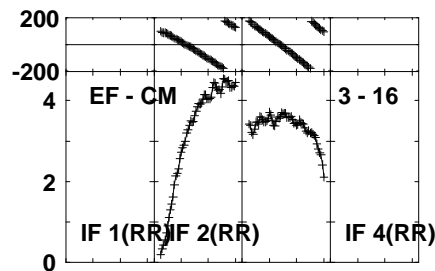
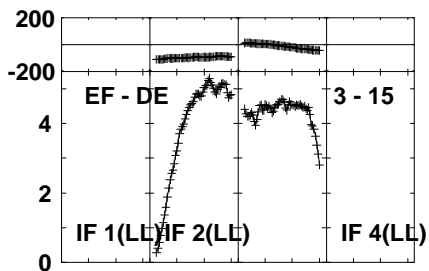
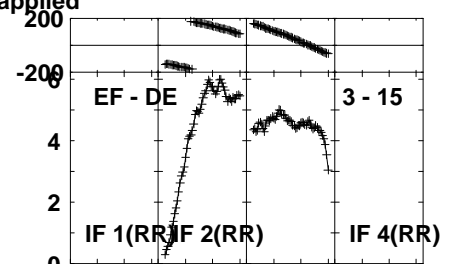
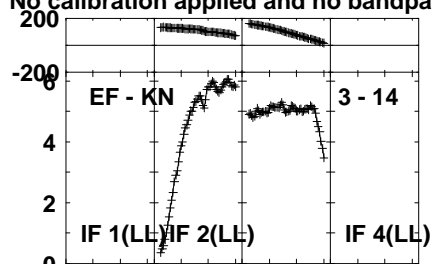
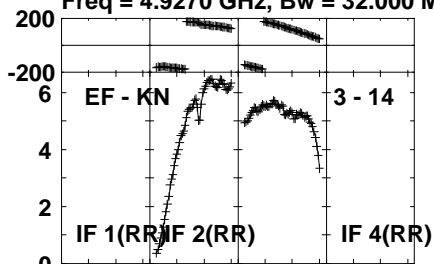
Timerange: 00/09:41:41 to 00/09:43:30

Plot file version 183 created 13-FEB-2023 17:06:23

J0958+65 EW029D 1.UVDATA.1

Freq = 4.9270 GHz, Bw = 32.000 MH

No calibration applied and no bandpass applied



Lower frame: Milli Ampl Jy Top frame: Phas deg

Vector averaged cross-power spectrum Several baselines displayed

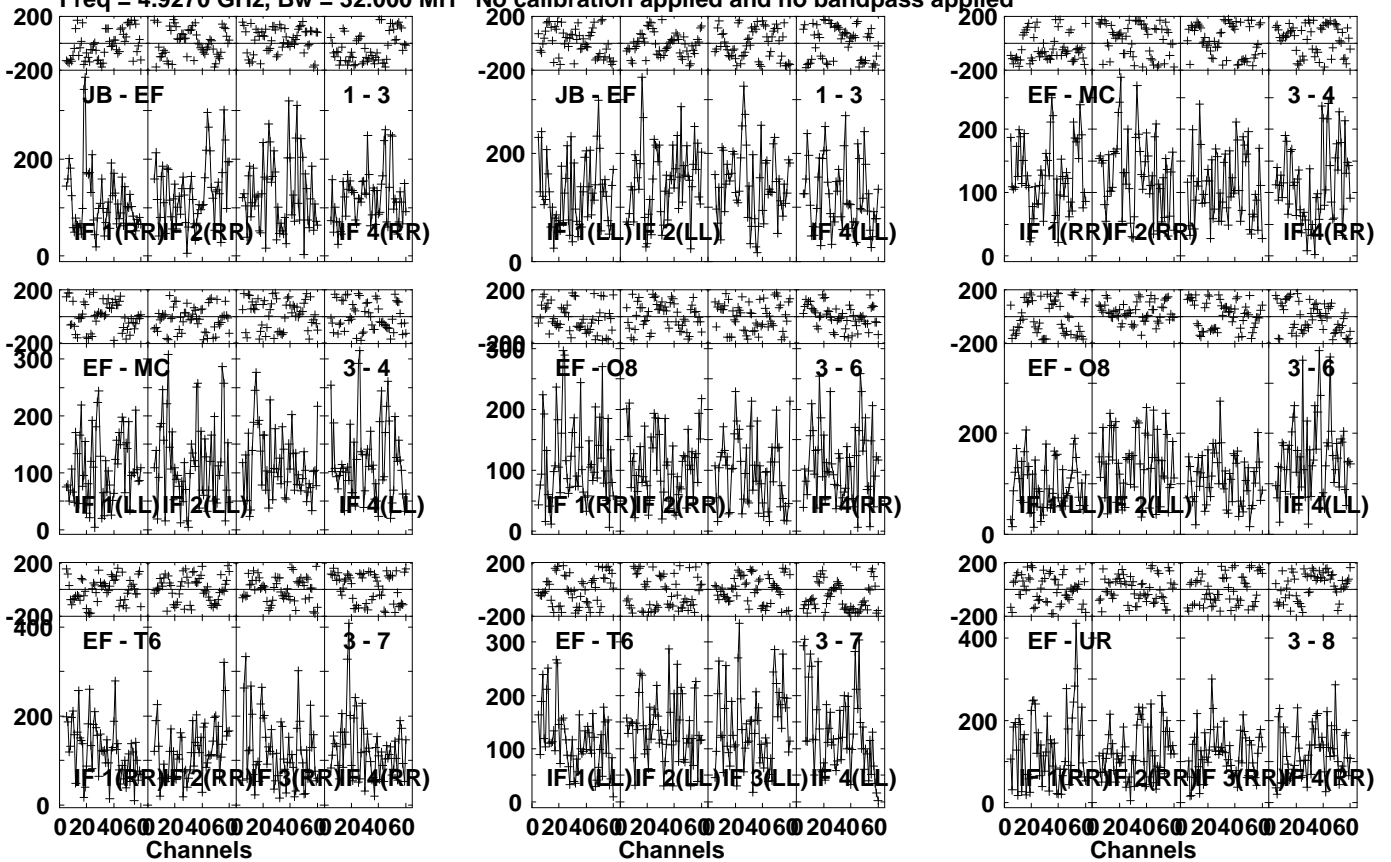
Timerange: 00/09:41:41 to 00/09:43:30

Plot file version 184 created 13-FEB-2023 17:06:23

EW02900 EW029D 1.UVDATA.1

Freq = 4.9270 GHz, Bw = 32.000 MH

No calibration applied and no bandpass applied



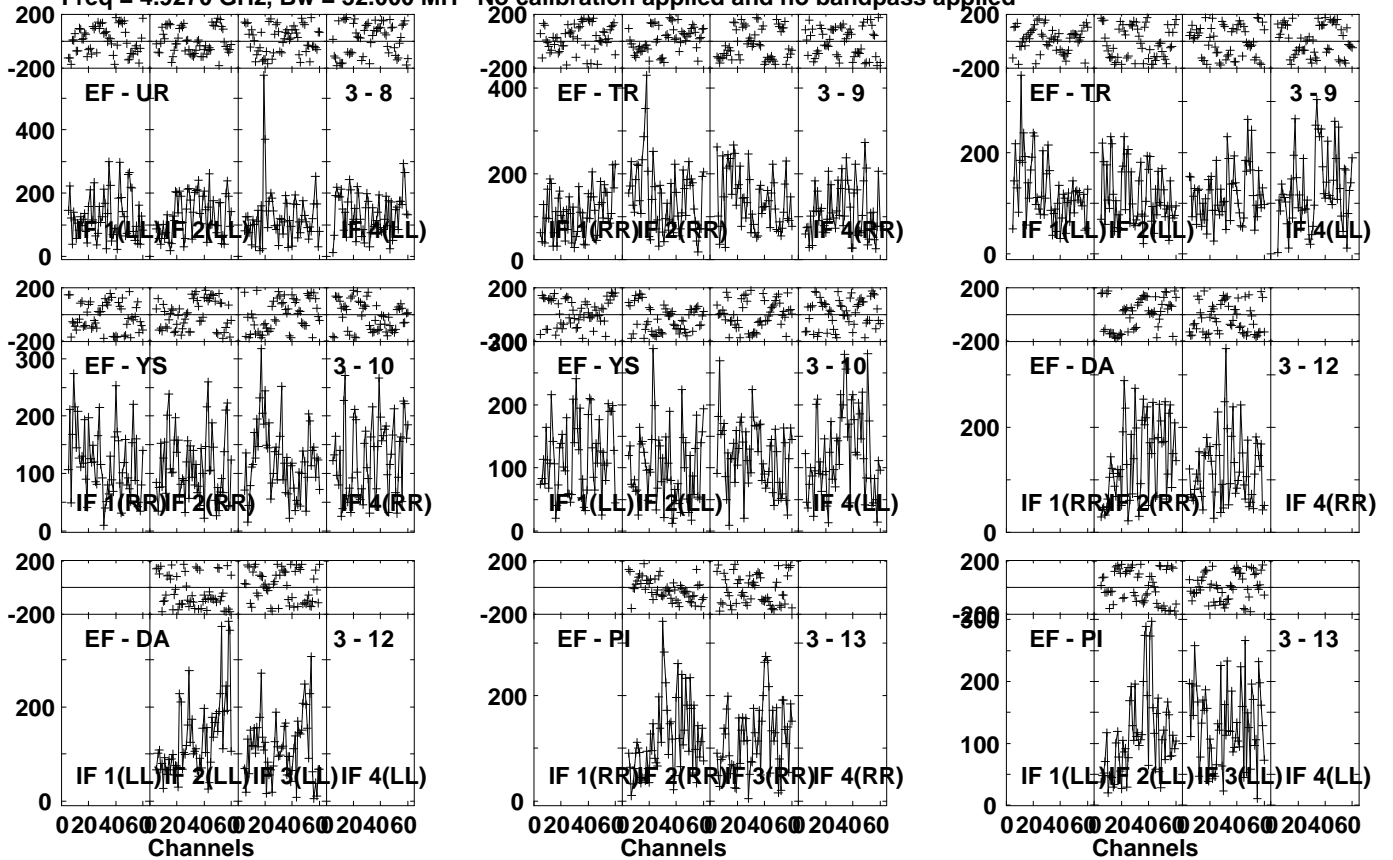
Lower frame: Micro Ampl Jy Top frame: Phas deg
Vector averaged cross-power spectrum Several baselines displayed
Timerange: 00/09:43:31 to 00/09:47:59

Plot file version 185 created 13-FEB-2023 17:06:23

EW02900 EW029D 1.UVDATA.1

Freq = 4.9270 GHz, Bw = 32.000 MH

No calibration applied and no bandpass applied

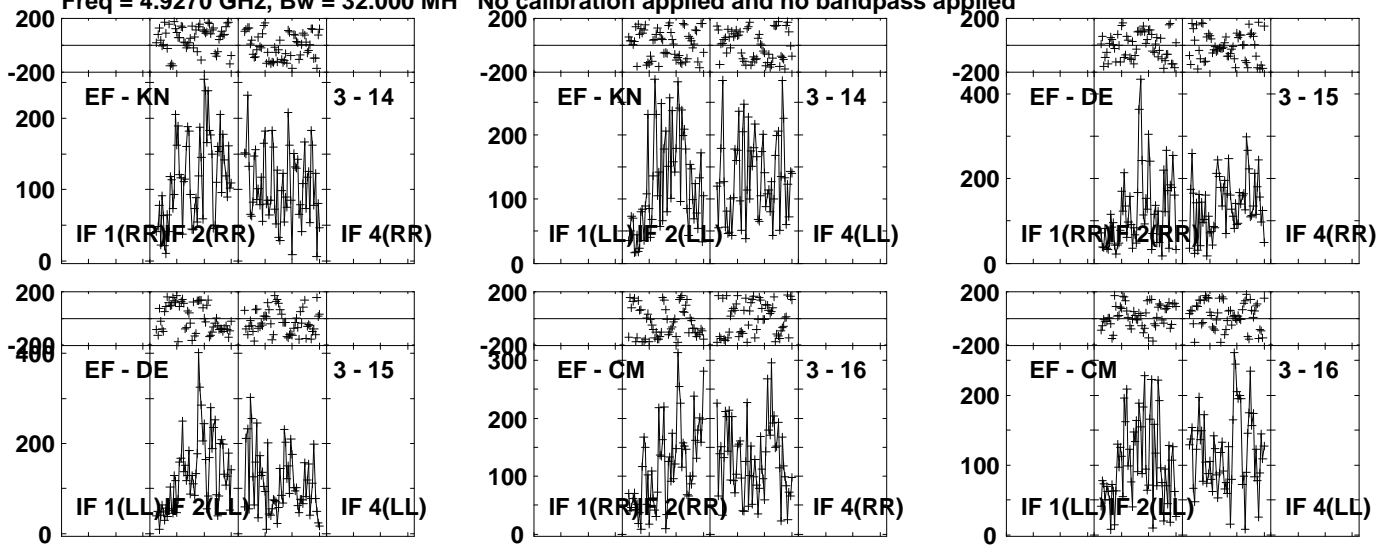


Lower frame: Micro Ampl Jy Top frame: Phas deg
Vector averaged cross-power spectrum Several baselines displayed
Timerange: 00:09:43:31 to 00:09:47:59

Plot file version 186 created 13-FEB-2023 17:06:24

EW02900 EW029D 1.UVDATA.1

Freq = 4.9270 GHz, Bw = 32.000 MH No calibration applied and no bandpass applied



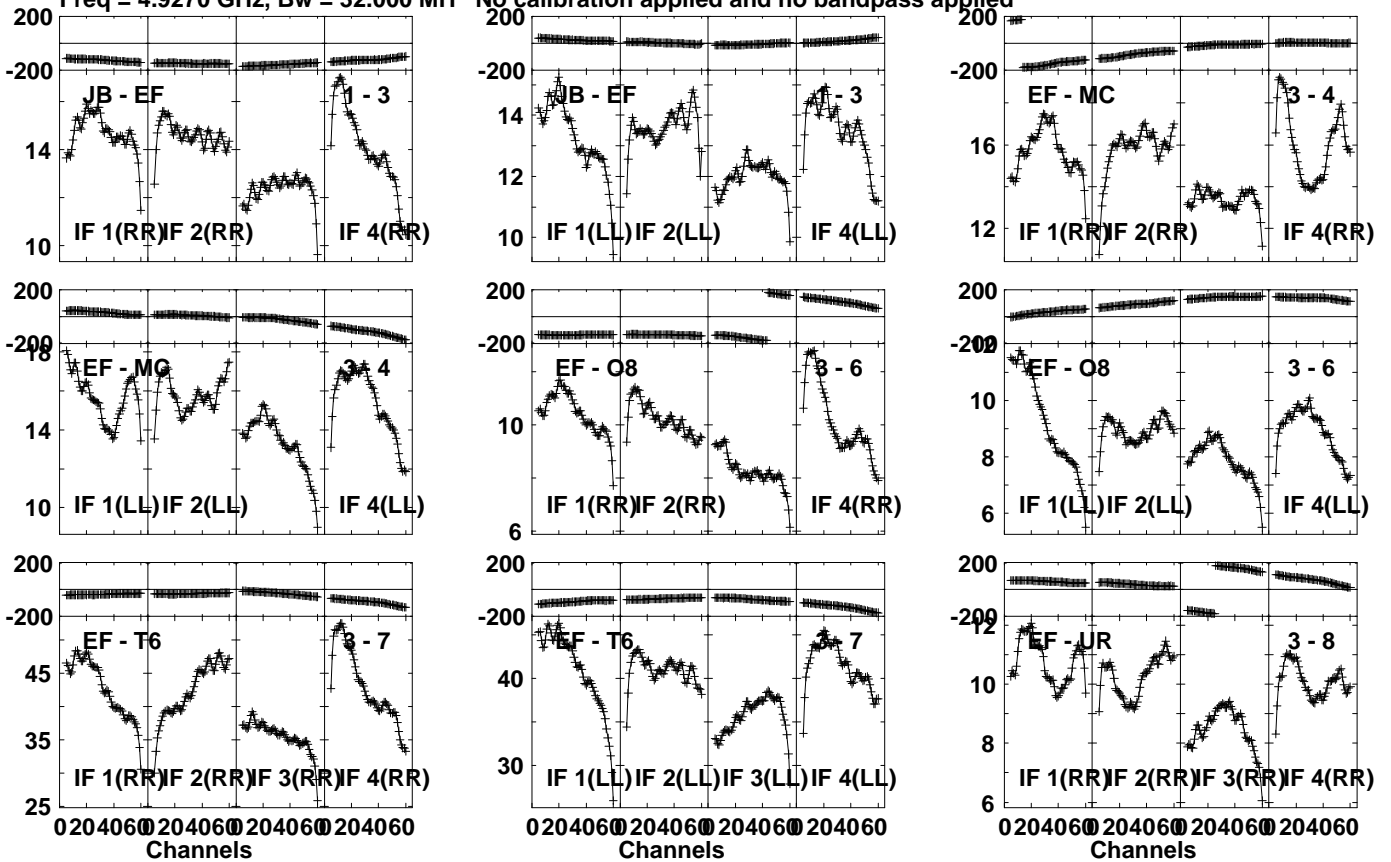
Lower frame: Micro Ampl Jy Top frame: Phas deg
Vector averaged cross-power spectrum Several baselines displayed
Timerange: 00/09:43:31 to 00/09:47:59

Plot file version 187 created 13-FEB-2023 17:06:24

J0958+65 EW029D 1.UVDATA.1

Freq = 4.9270 GHz, Bw = 32.000 MH

No calibration applied and no bandpass applied



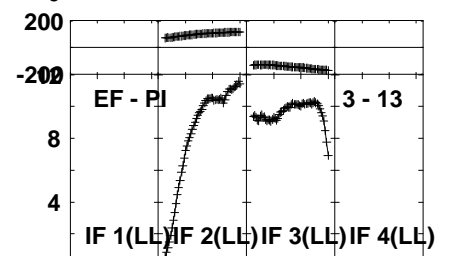
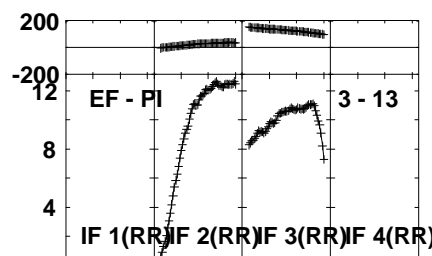
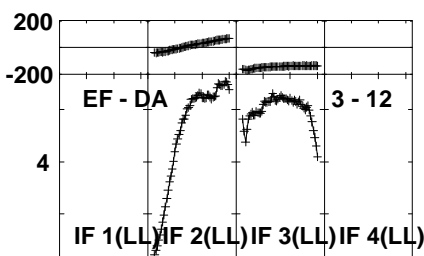
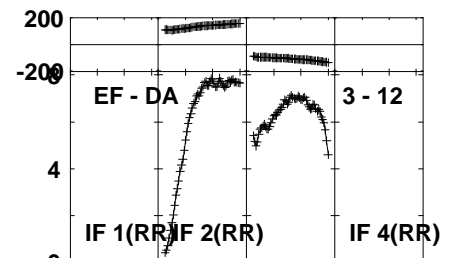
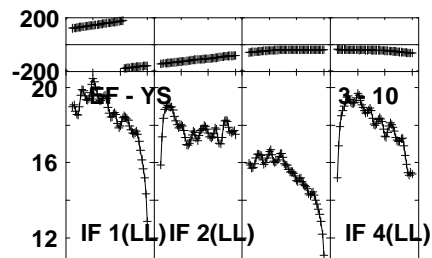
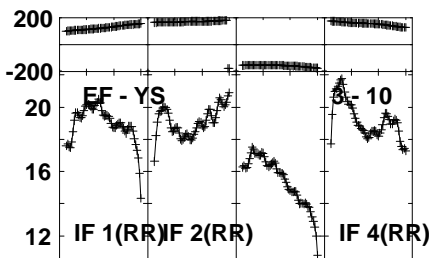
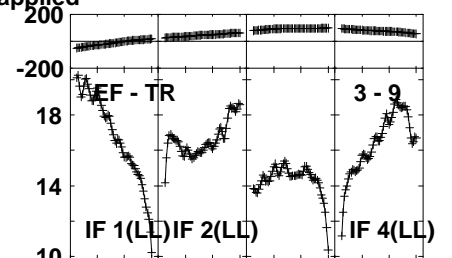
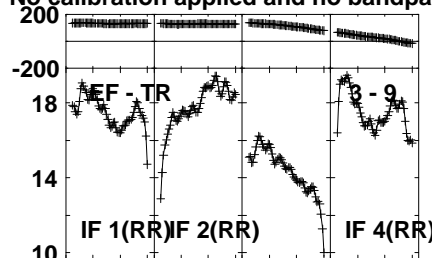
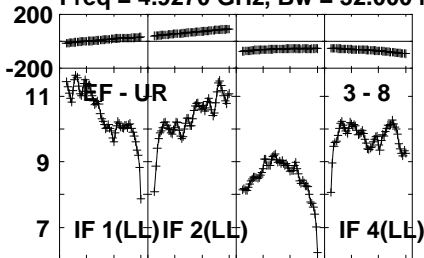
Lower frame: Milli Amp Jy Top frame: Phas deg
Vector averaged cross-power spectrum Several baselines displayed
Timerange: 00/09:48:02 to 00/09:50:00

Plot file version 188 created 13-FEB-2023 17:06:24

J0958+65 EW029D 1.UVDATA.1

Freq = 4.9270 GHz, Bw = 32.000 MH

No calibration applied and no bandpass applied



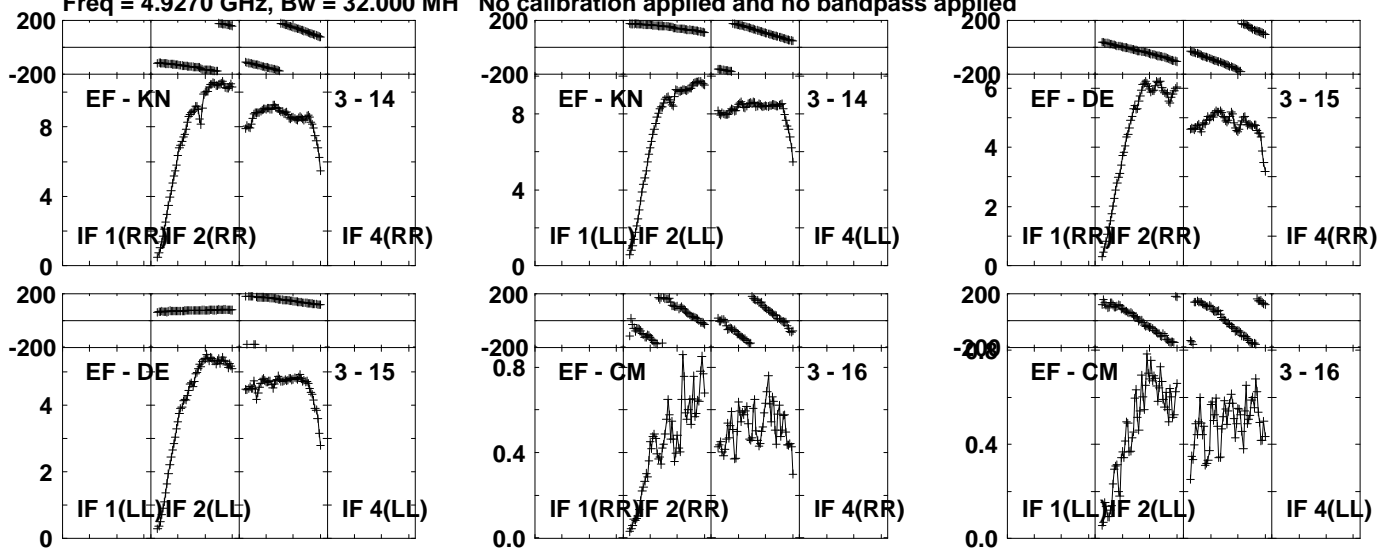
Lower frame: Milli Ampl Jy Top frame: Phas deg
Vector averaged cross-power spectrum Several baselines displayed
Timerange: 00/09:48:02 to 00/09:50:00

Plot file version 189 created 13-FEB-2023 17:06:24

J0958+65 EW029D 1.UVDATA.1

Freq = 4.9270 GHz, Bw = 32.000 MH

No calibration applied and no bandpass applied



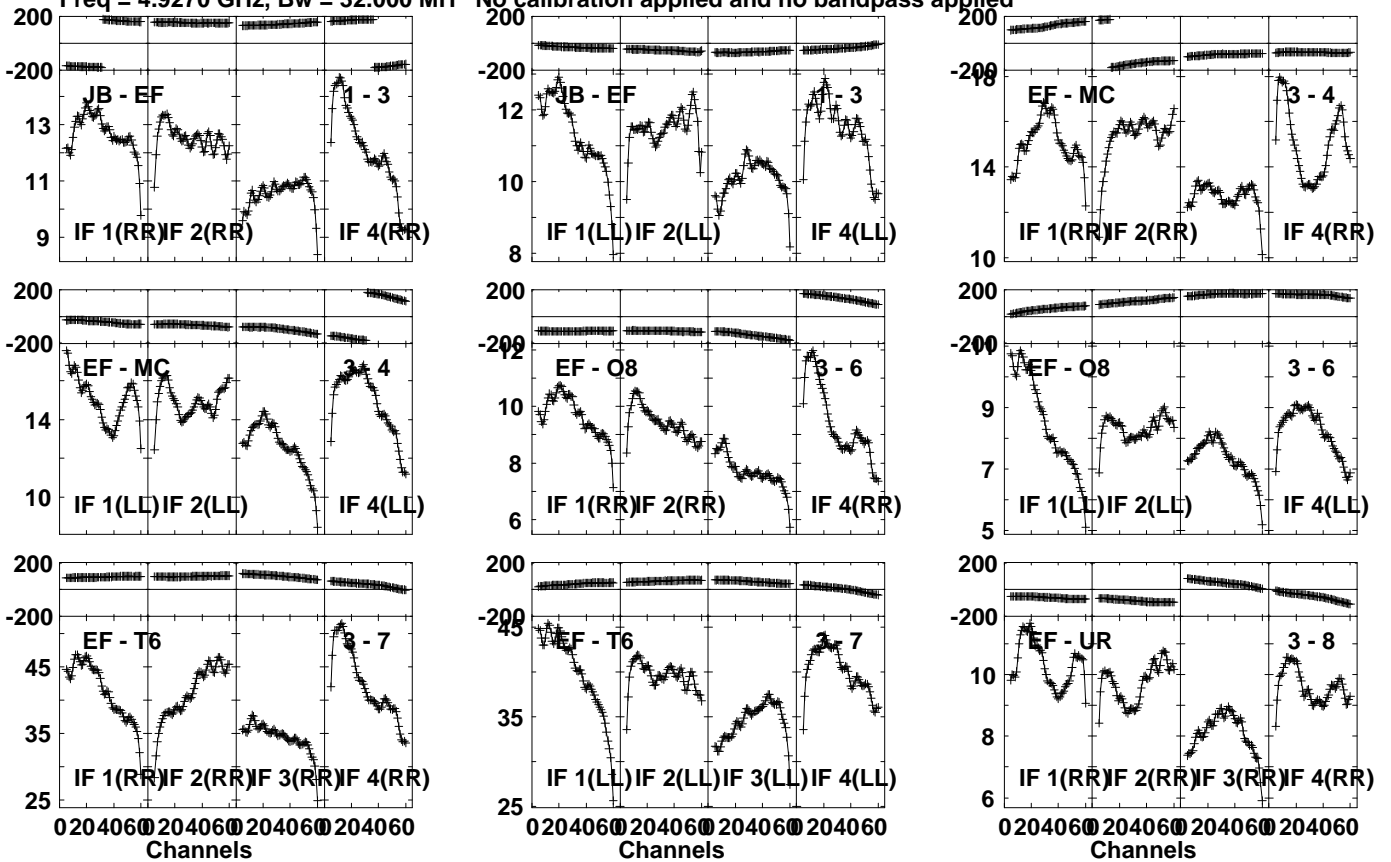
Lower frame: Milli Ampl Jy Top frame: Phas deg
Vector averaged cross-power spectrum Several baselines displayed
Timerange: 00/09:48:02 to 00/09:50:00

Plot file version 190 created 13-FEB-2023 17:06:25

J0958+65 EW029D 1.UVDATA.1

Freq = 4.9270 GHz, Bw = 32.000 MH

No calibration applied and no bandpass applied



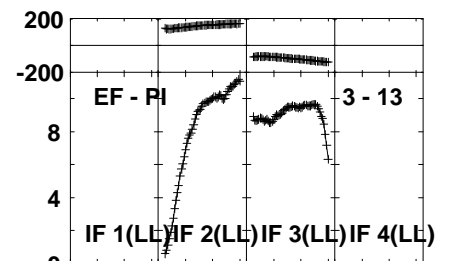
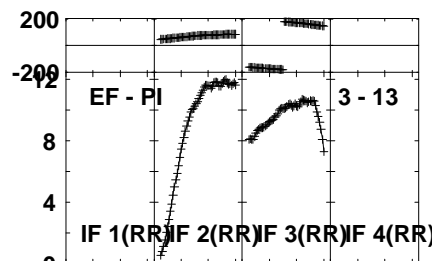
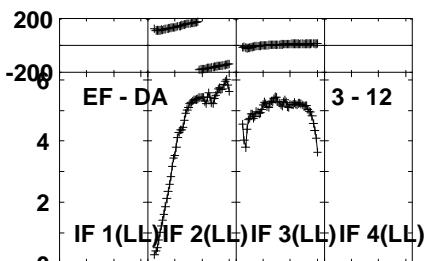
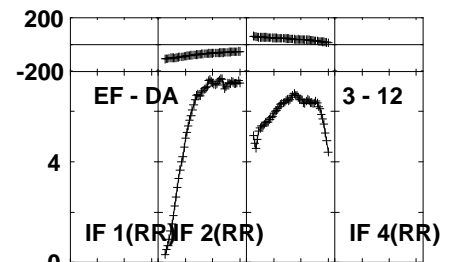
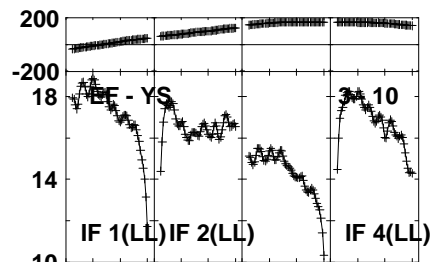
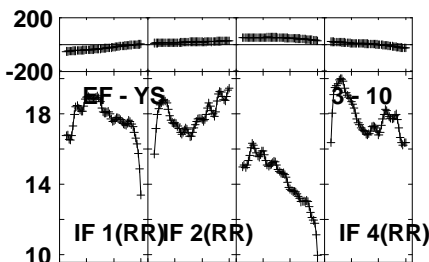
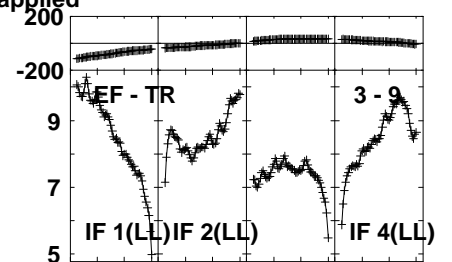
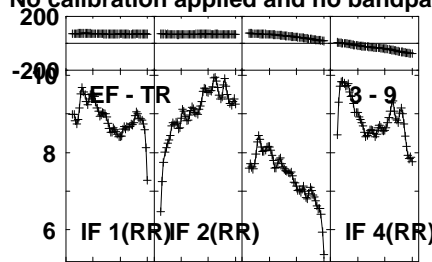
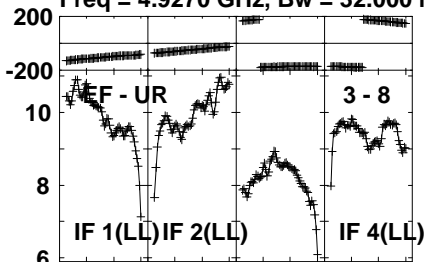
Lower frame: Milli Ampl Jy Top frame: Phas deg
Vector averaged cross-power spectrum Several baselines displayed
Timerange: 00/09:58:50 to 00/10:00:29

Plot file version 191 created 13-FEB-2023 17:06:25

J0958+65 EW029D 1.UVDATA.1

Freq = 4.9270 GHz, Bw = 32.000 MH

No calibration applied and no bandpass applied

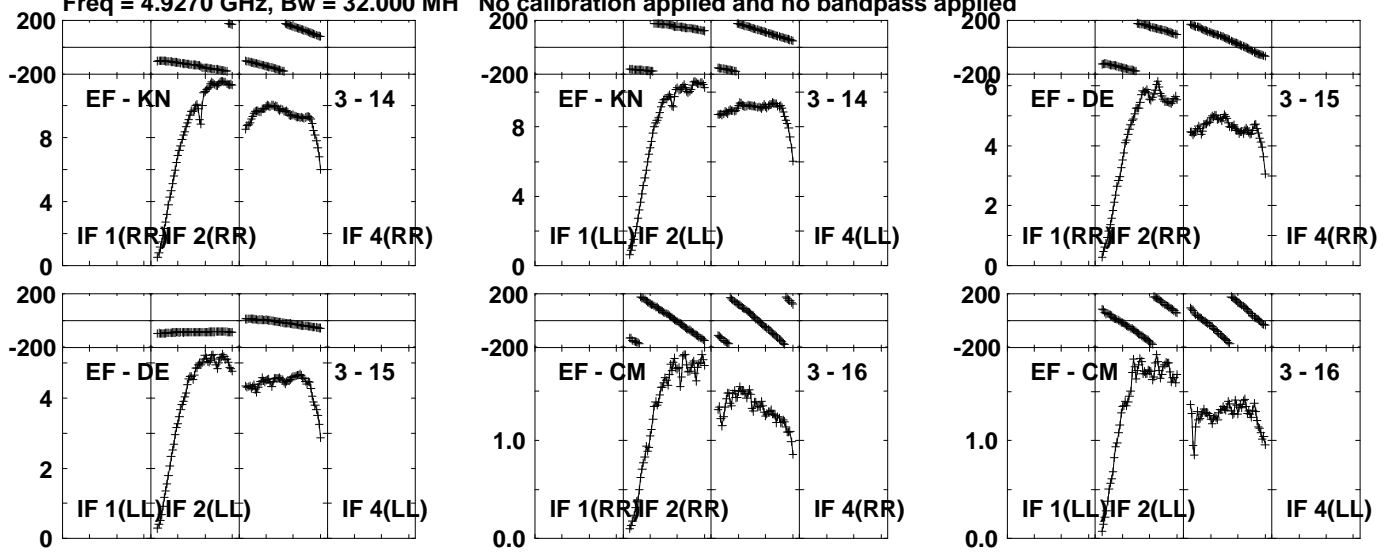


Lower frame: Milli Ampl Jy Top frame: Phas deg
Vector averaged cross-power spectrum Several baselines displayed
Timerange: 00/09:58:50 to 00/10:00:29

Plot file version 192 created 13-FEB-2023 17:06:25

J0958+65 EW029D 1.UVDATA.1

Freq = 4.9270 GHz, Bw = 32.000 MH No calibration applied and no bandpass applied

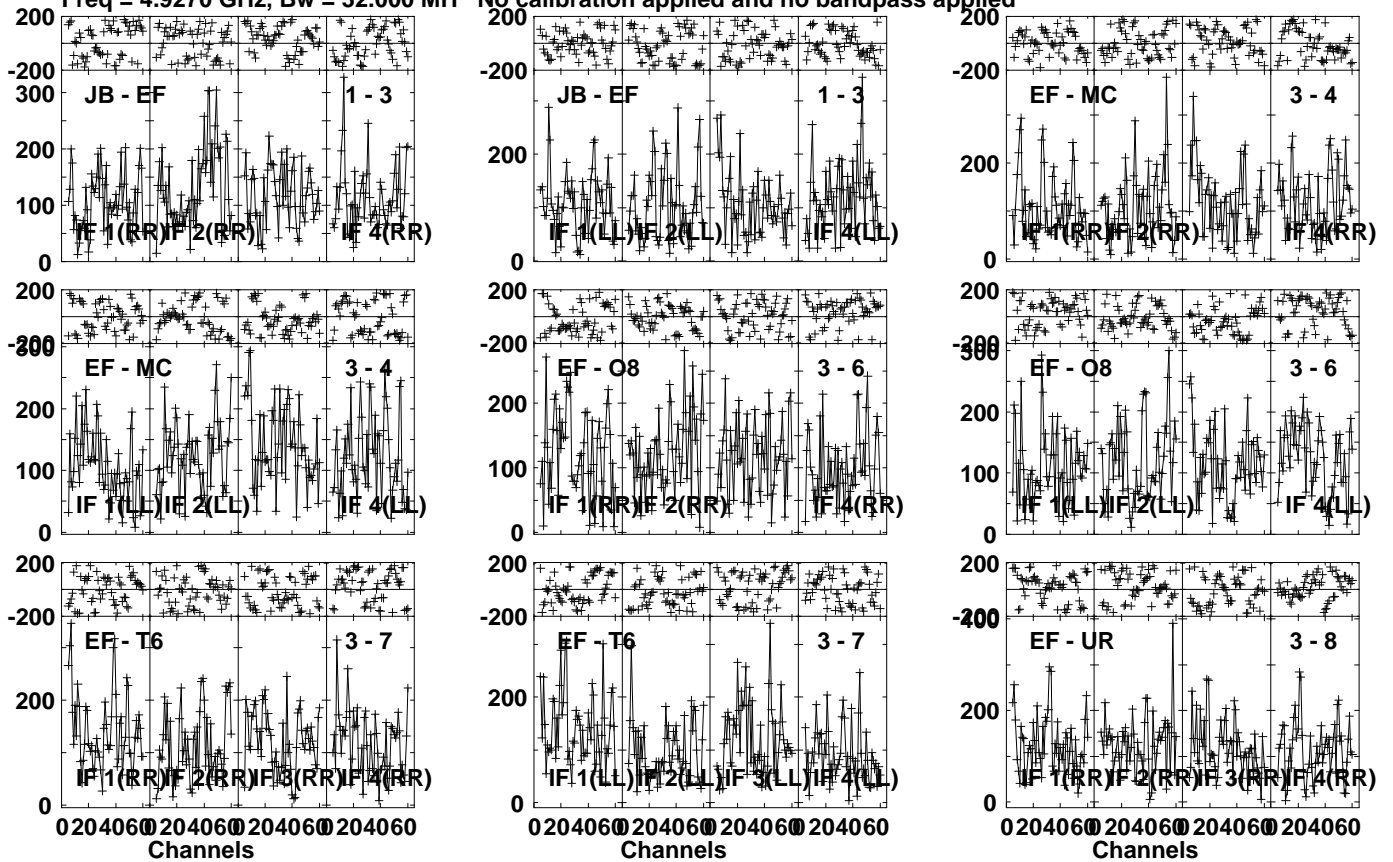


Lower frame: Milli Ampl Jy Top frame: Phas deg
Vector averaged cross-power spectrum Several baselines displayed
Timerange: 00/09:58:50 to 00/10:00:29

Plot file version 193 created 13-FEB-2023 17:06:25

EW02900 EW029D 1.UVDATA.1

Freq = 4.9270 GHz, Bw = 32.000 MH No calibration applied and no bandpass applied



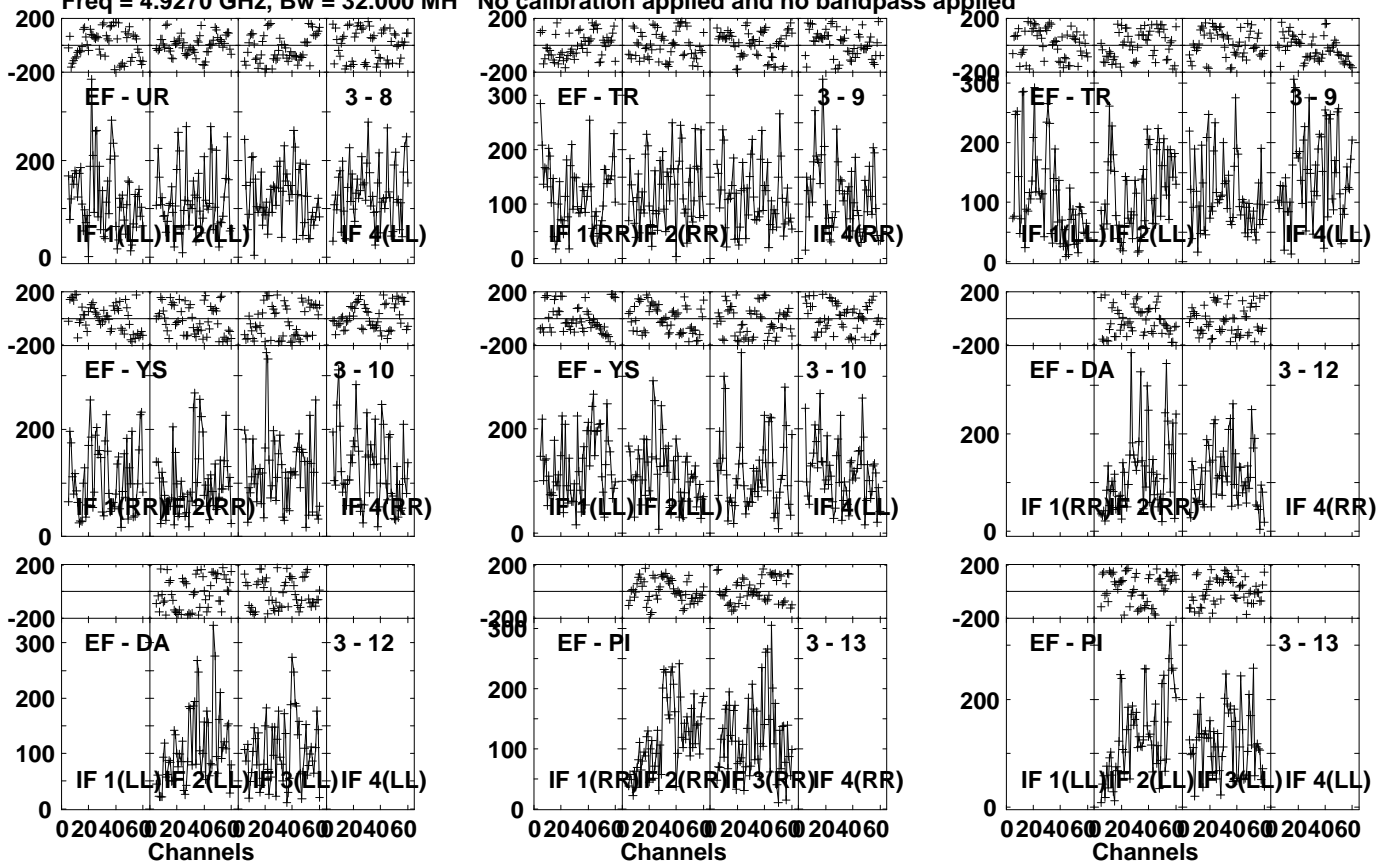
Lower frame: Micro Ampl Jy Top frame: Phas deg
Vector averaged cross-power spectrum Several baselines displayed
Timerange: 00/10:00:31 to 00/10:05:00

Plot file version 194 created 13-FEB-2023 17:06:25

EW02900 EW029D 1.UVDATA.1

Freq = 4.9270 GHz, Bw = 32.000 MH

No calibration applied and no bandpass applied



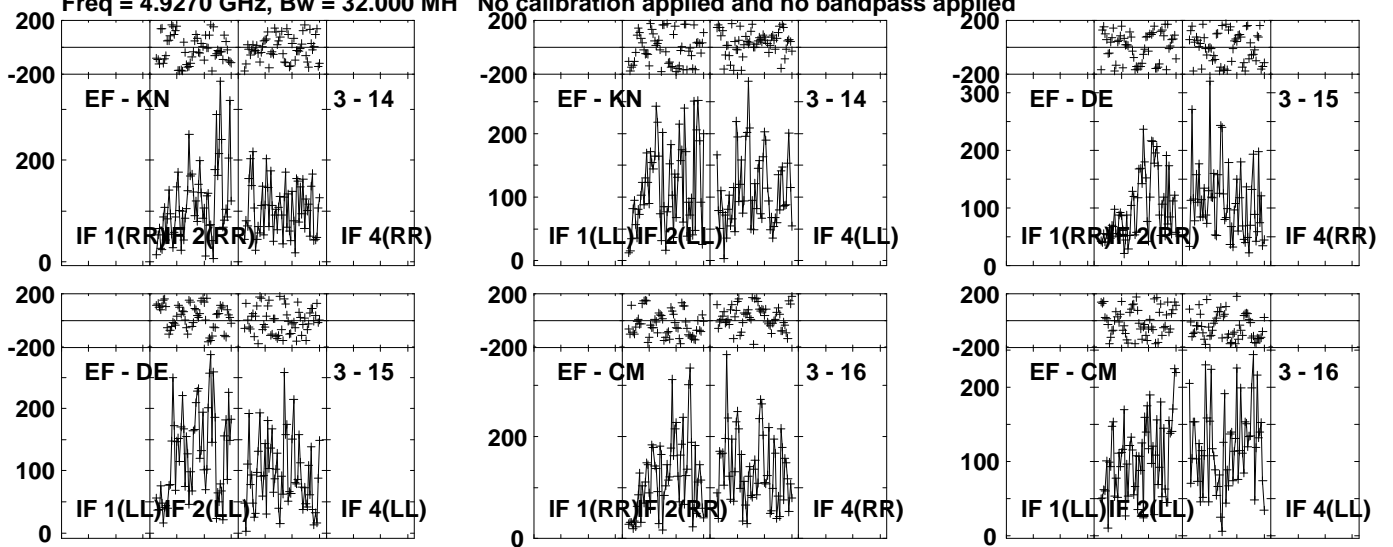
Lower frame: Micro Ampl Jy Top frame: Phas deg
Vector averaged cross-power spectrum Several baselines displayed
Timerange: 00/10:00:31 to 00/10:05:00

Plot file version 195 created 13-FEB-2023 17:06:25

EW02900 EW029D 1.UVDATA.1

Freq = 4.9270 GHz, Bw = 32.000 MH

No calibration applied and no bandpass applied



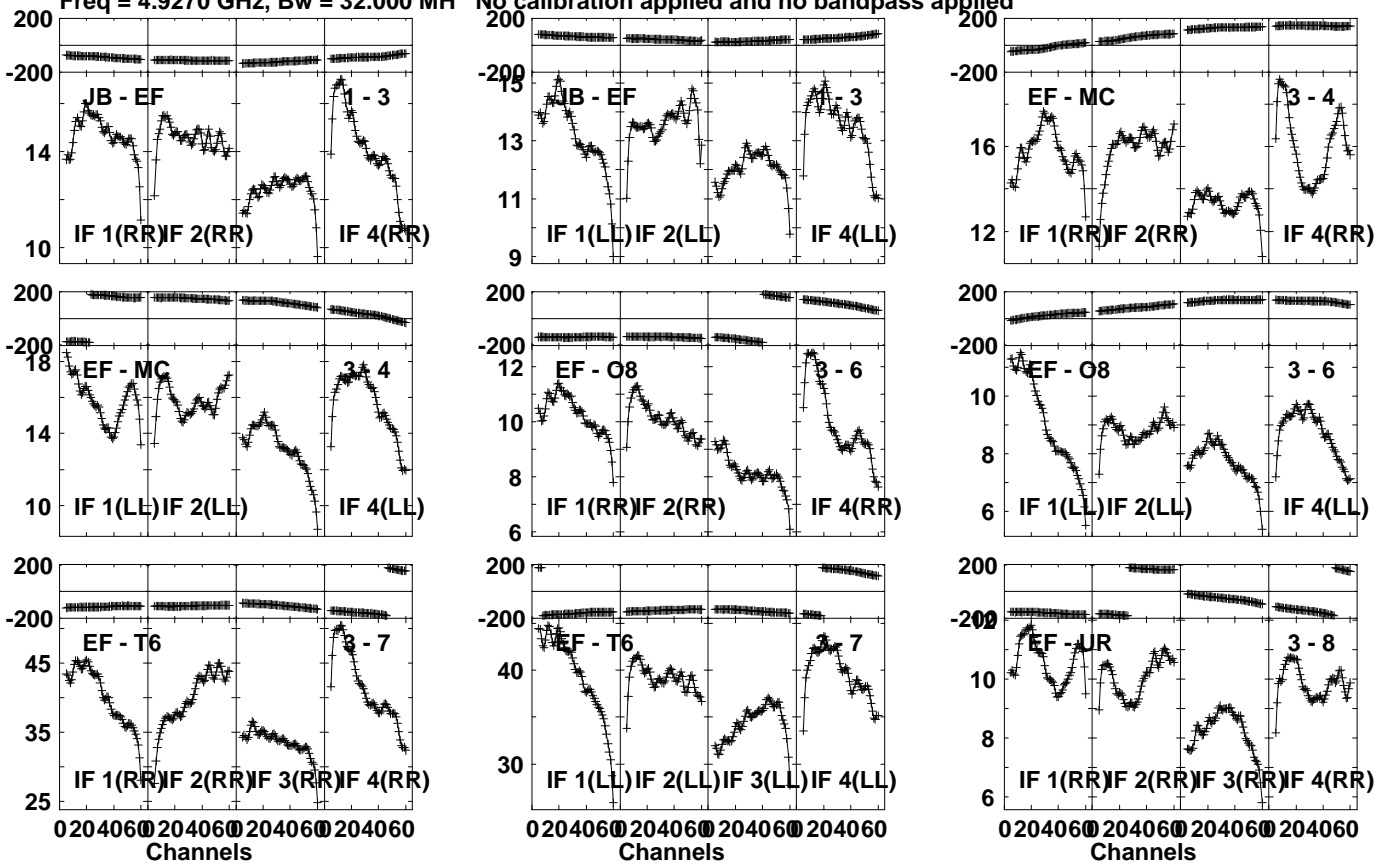
Lower frame: Micro Ampl Jy Top frame: Phas deg
Vector averaged cross-power spectrum Several baselines displayed
Timerange: 00/10:00:31 to 00/10:05:00

Plot file version 196 created 13-FEB-2023 17:06:26

J0958+65 EW029D 1.UVDATA.1

Freq = 4.9270 GHz, Bw = 32.000 MH

No calibration applied and no bandpass applied



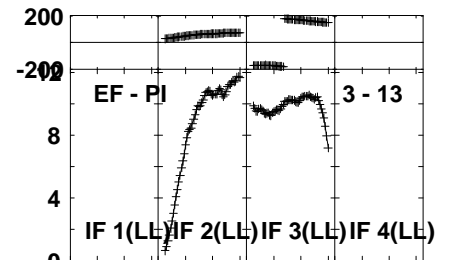
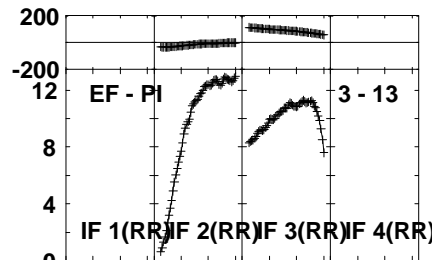
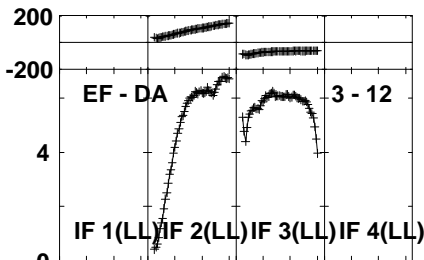
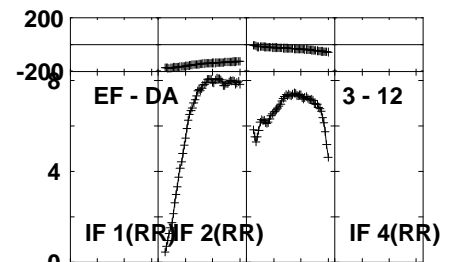
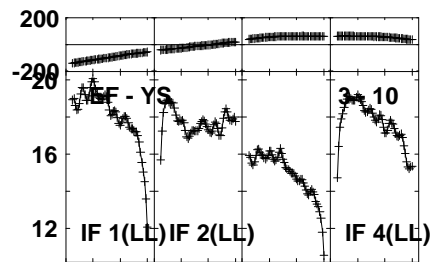
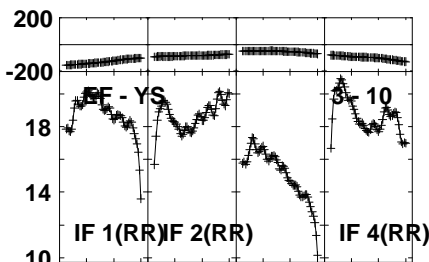
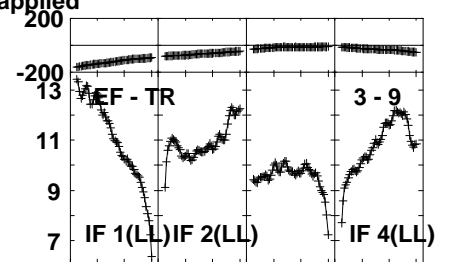
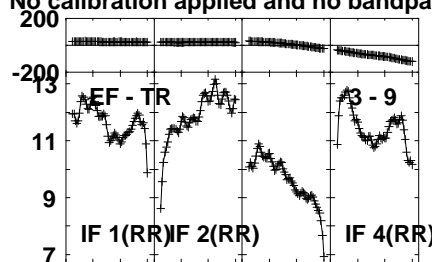
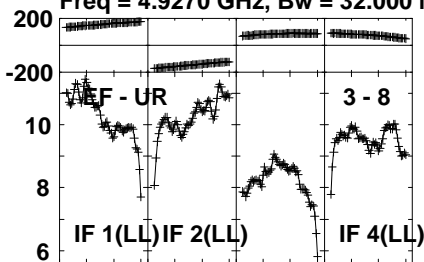
Lower frame: Milli Ampl Jy Top frame: Phas deg
Vector averaged cross-power spectrum Several baselines displayed
Timerange: 00/10:05:01 to 00/10:07:29

Plot file version 197 created 13-FEB-2023 17:06:26

J0958+65 EW029D 1.UVDATA.1

Freq = 4.9270 GHz, Bw = 32.000 MH

No calibration applied and no bandpass applied

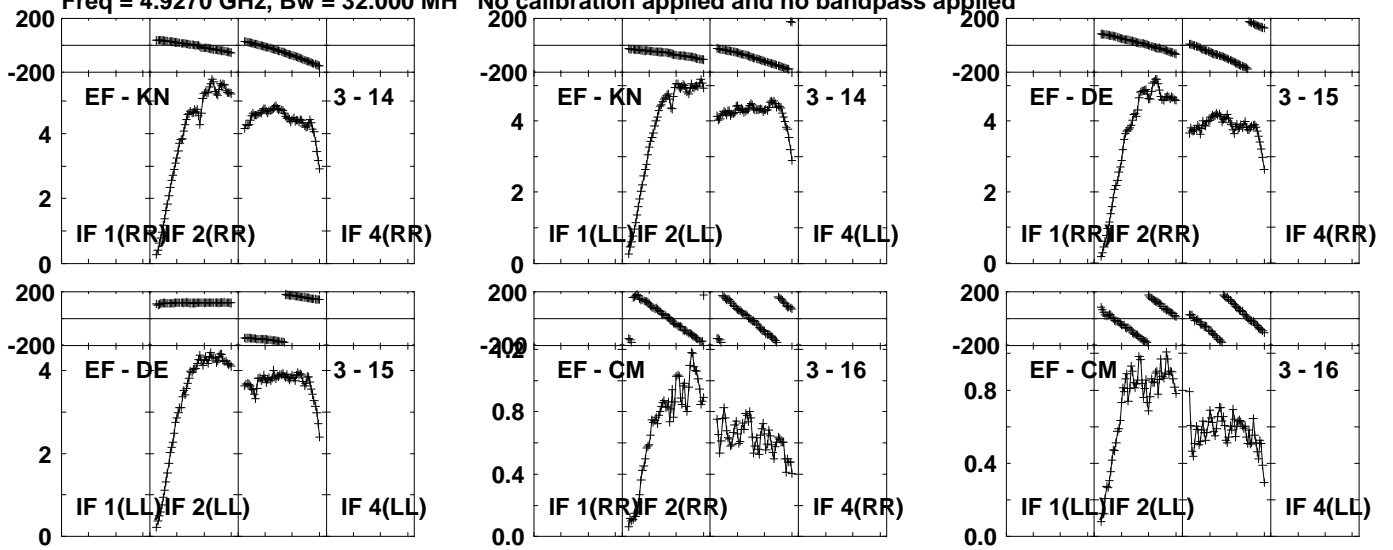


Lower frame: Milli Ampl Jy Top frame: Phas deg
Vector averaged cross-power spectrum Several baselines displayed
Timerange: 00/10:05:01 to 00/10:07:29

Plot file version 198 created 13-FEB-2023 17:06:26

J0958+65 EW029D 1.UVDATA.1

Freq = 4.9270 GHz, Bw = 32.000 MH No calibration applied and no bandpass applied

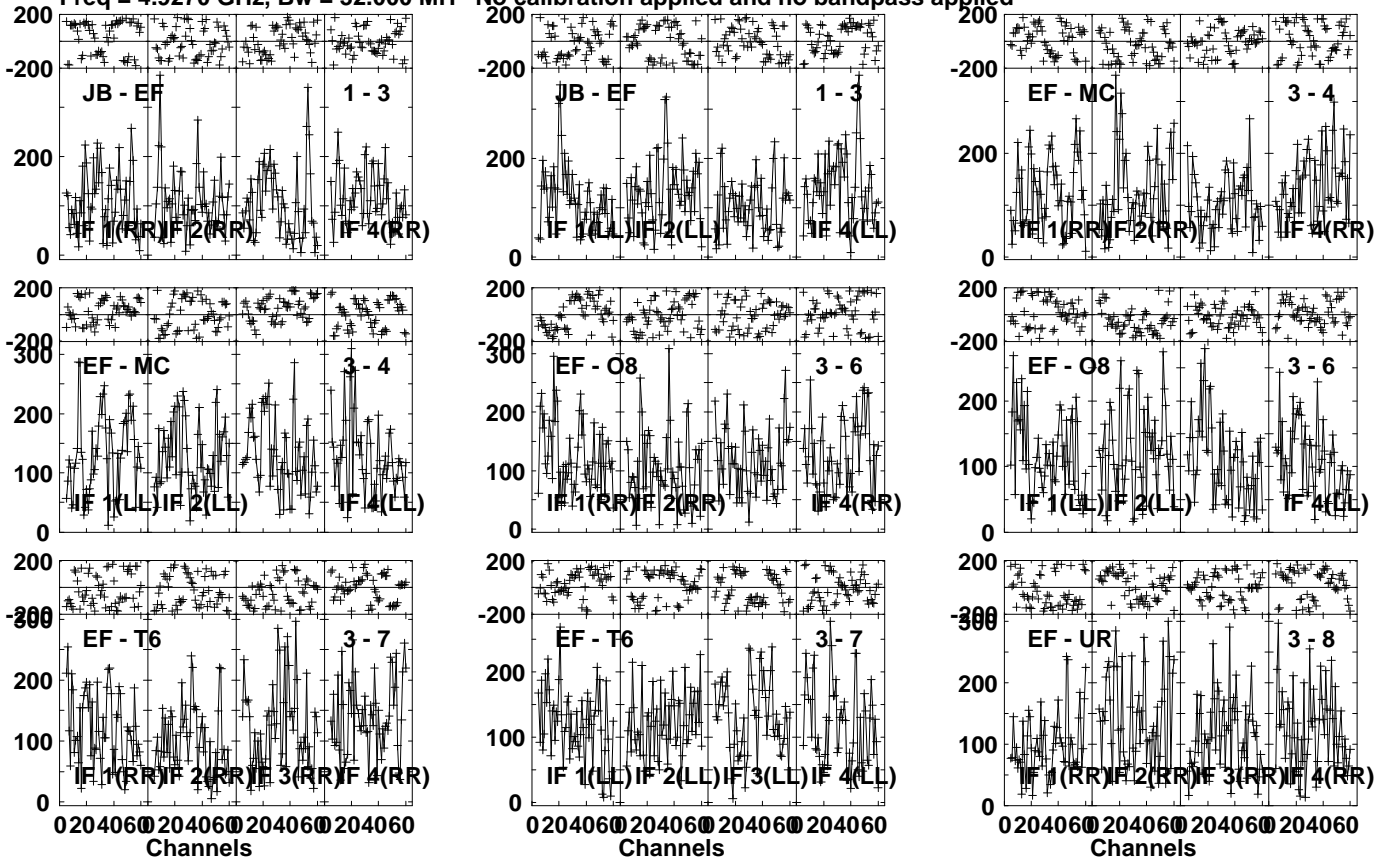


Lower frame: Milli Ampl Jy Top frame: Phas deg
Vector averaged cross-power spectrum Several baselines displayed
Timerange: 00/10:05:01 to 00/10:07:29

Plot file version 199 created 13-FEB-2023 17:06:26

EW02900 EW029D 1.UVDATA.1

Freq = 4.9270 GHz, Bw = 32.000 MH No calibration applied and no bandpass applied

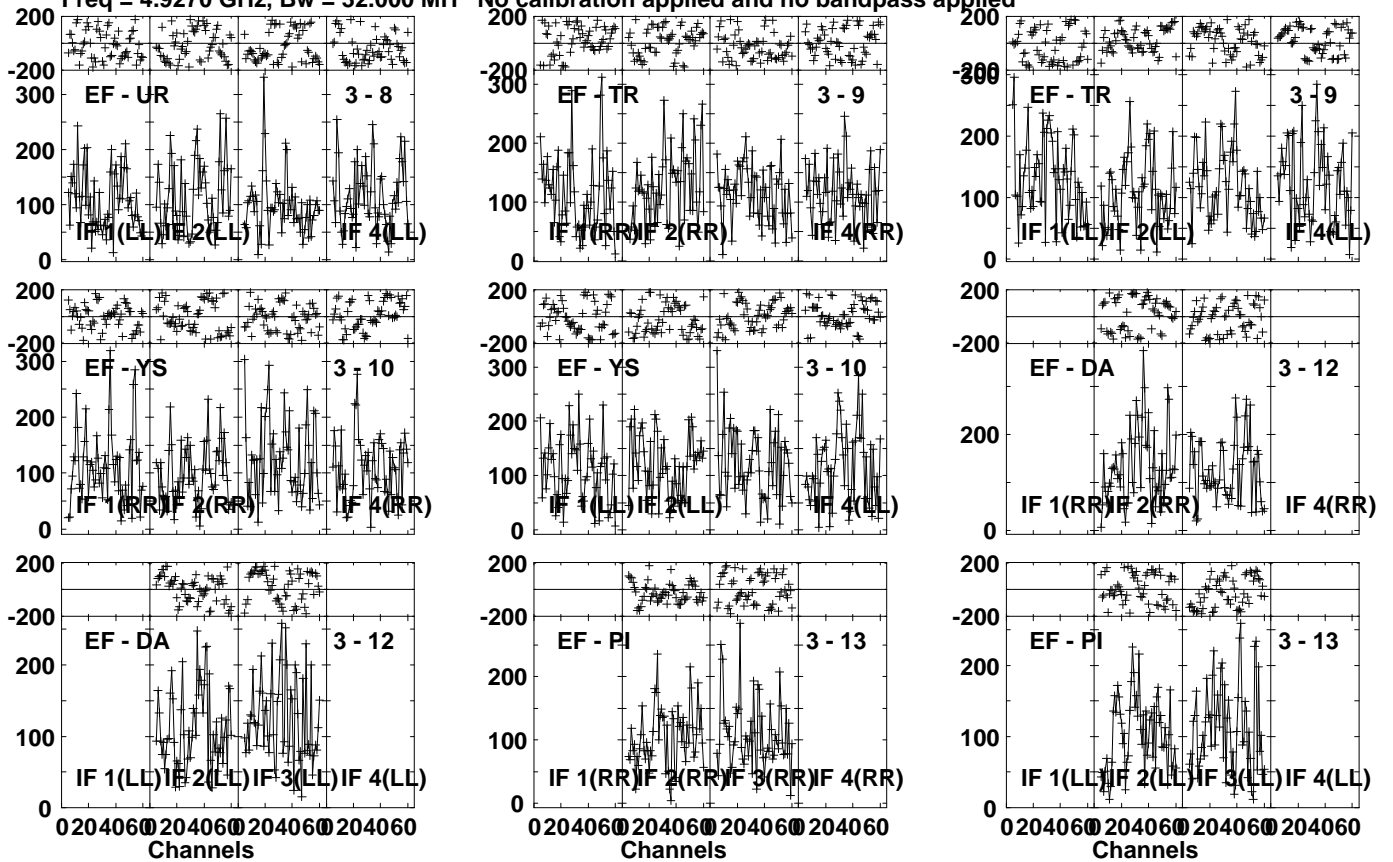


Lower frame: Micro Ampl Jy Top frame: Phas deg
Vector averaged cross-power spectrum Several baselines displayed
Timerange: 00/10:07:31 to 00/10:11:59

Plot file version 200 created 13-FEB-2023 17:06:26

EW02900 EW029D 1.UVDATA.1

Freq = 4.9270 GHz, Bw = 32.000 MH No calibration applied and no bandpass applied



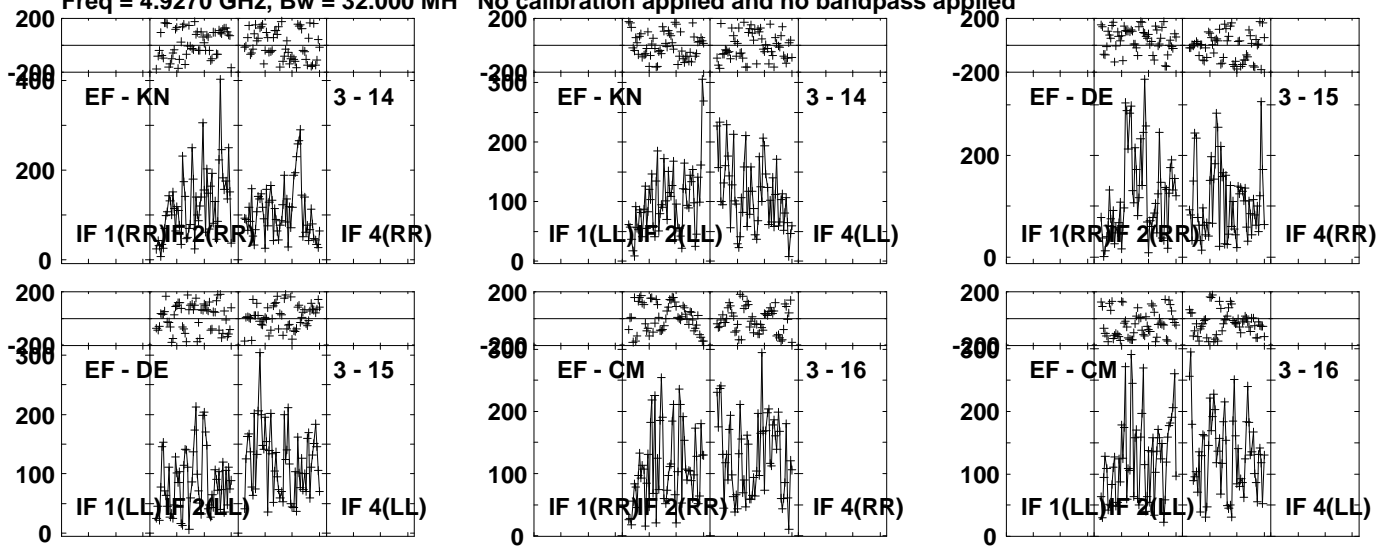
Lower frame: Micro Ampl Jy Top frame: Phas deg
Vector averaged cross-power spectrum Several baselines displayed
Timerange: 00/10:07:31 to 00/10:11:59

Plot file version 201 created 13-FEB-2023 17:06:26

EW02900 EW029D 1.UVDATA.1

Freq = 4.9270 GHz, Bw = 32.000 MH

No calibration applied and no bandpass applied



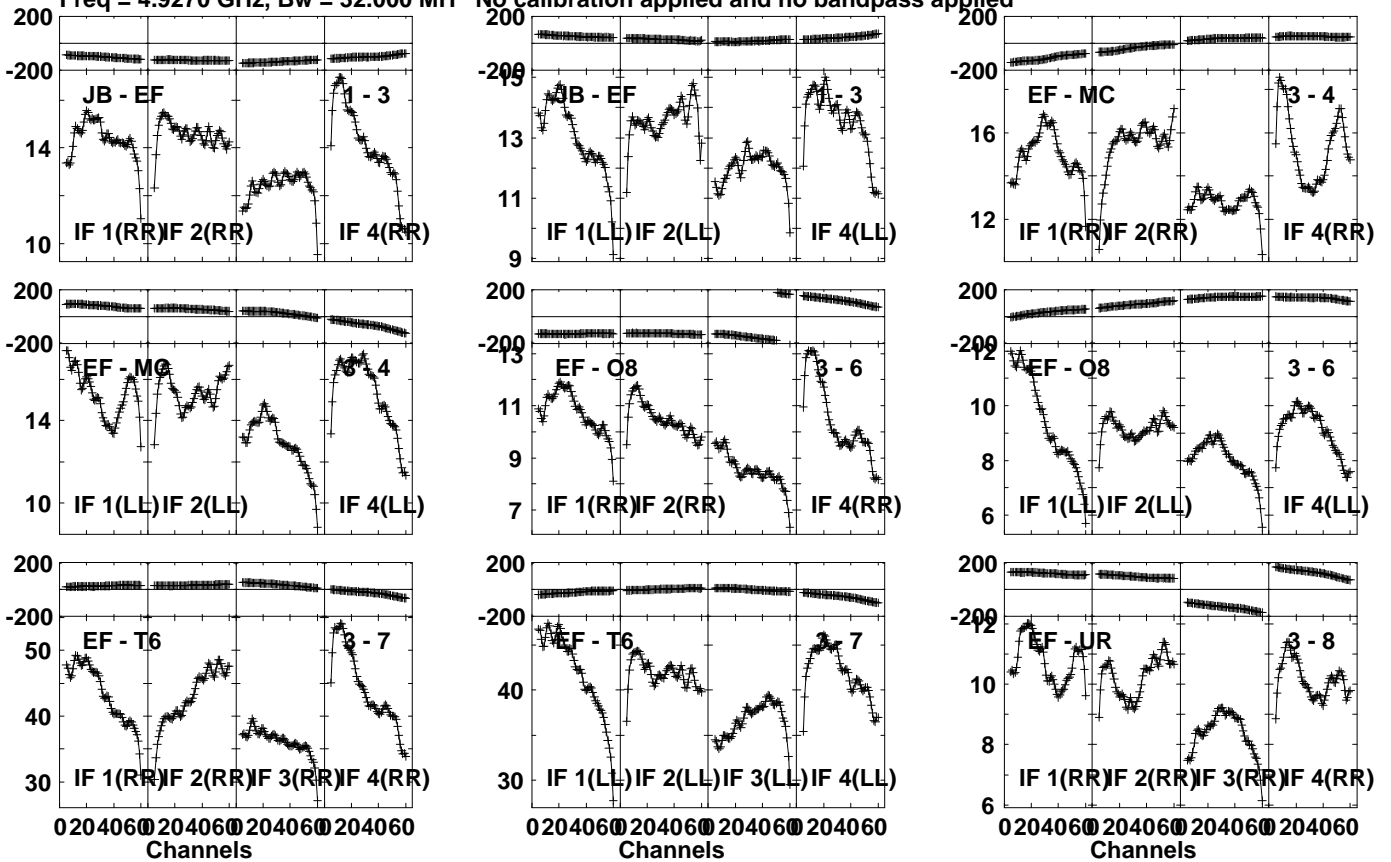
Lower frame: Micro Ampl Jy Top frame: Phas deg
Vector averaged cross-power spectrum Several baselines displayed
Timerange: 00/10:07:31 to 00/10:11:59

Plot file version 202 created 13-FEB-2023 17:06:26

J0958+65 EW029D 1.UVDATA.1

Freq = 4.9270 GHz, Bw = 32.000 MH

No calibration applied and no bandpass applied



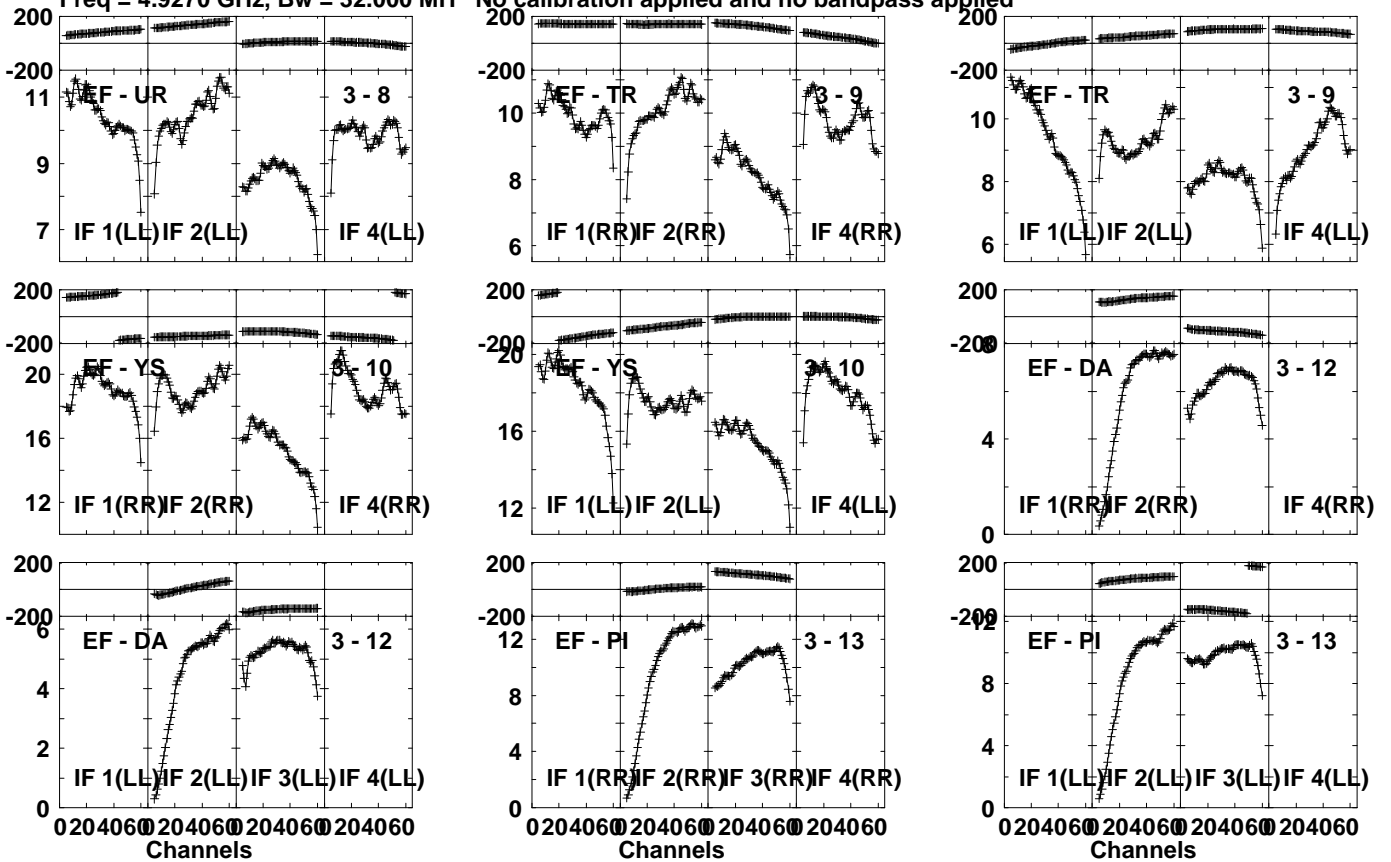
Lower frame: Milli Ampl Jy Top frame: Phas deg
Vector averaged cross-power spectrum Several baselines displayed
Timerange: 00/10:12:50 to 00/10:14:29

Plot file version 203 created 13-FEB-2023 17:06:27

J0958+65 EW029D 1.UVDATA.1

Freq = 4.9270 GHz, Bw = 32.000 MH

No calibration applied and no bandpass applied

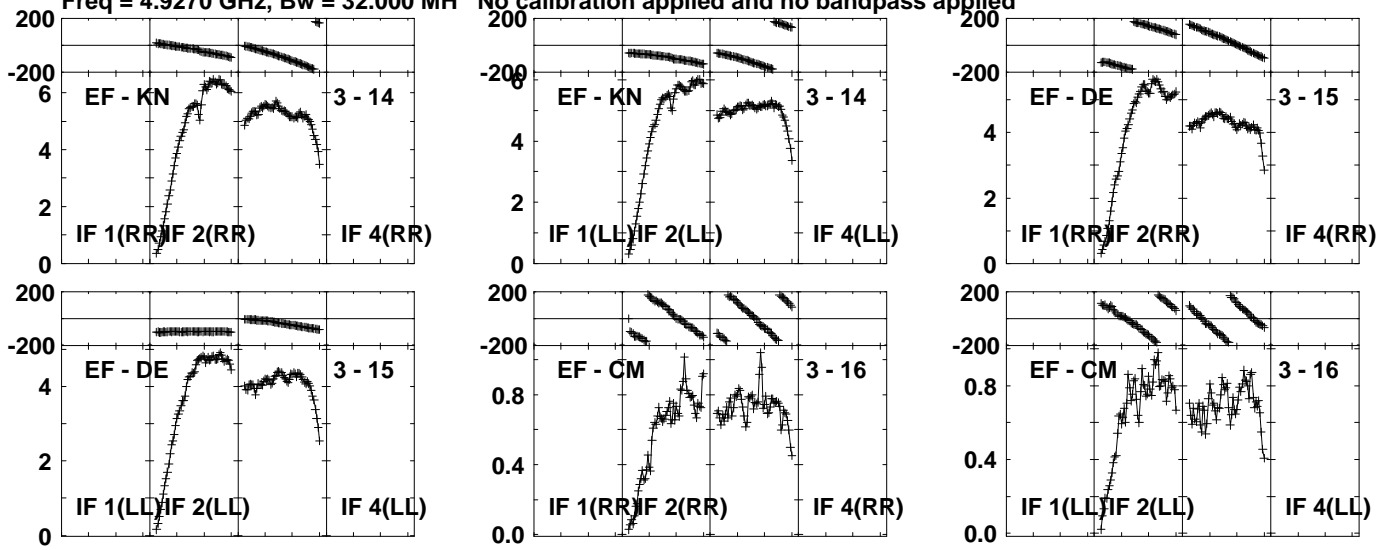


Lower frame: Milli Ampl Jy Top frame: Phas deg
Vector averaged cross-power spectrum Several baselines displayed
Timerange: 00/10:12:50 to 00/10:14:29

Plot file version 204 created 13-FEB-2023 17:06:27

J0958+65 EW029D 1.UVDATA.1

Freq = 4.9270 GHz, Bw = 32.000 MH No calibration applied and no bandpass applied



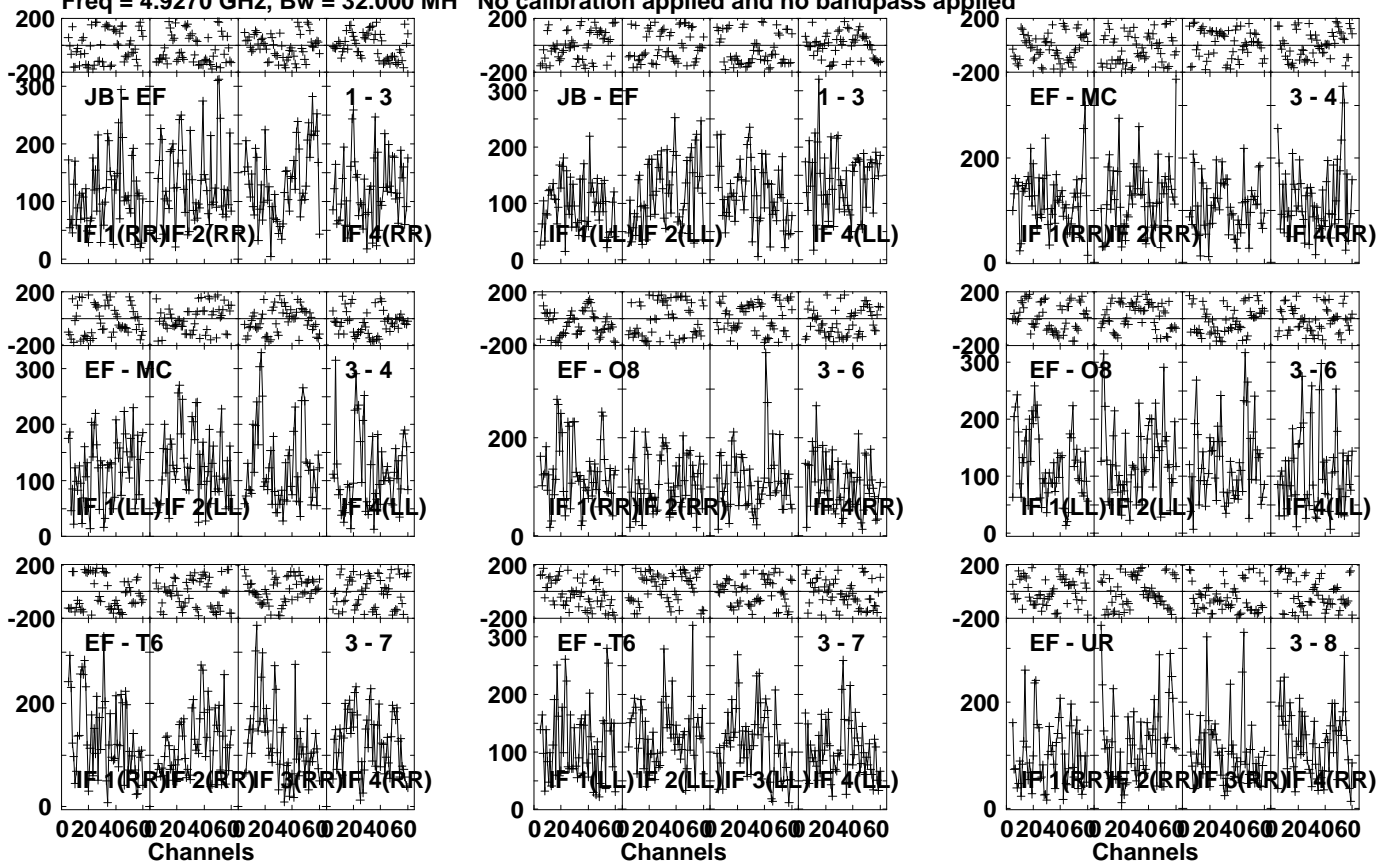
Lower frame: Milli Ampl Jy Top frame: Phas deg
Vector averaged cross-power spectrum Several baselines displayed
Timerange: 00/10:12:50 to 00/10:14:29

Plot file version 205 created 13-FEB-2023 17:06:27

EW02900 EW029D 1.UVDATA.1

Freq = 4.9270 GHz, Bw = 32.000 MH

No calibration applied and no bandpass applied



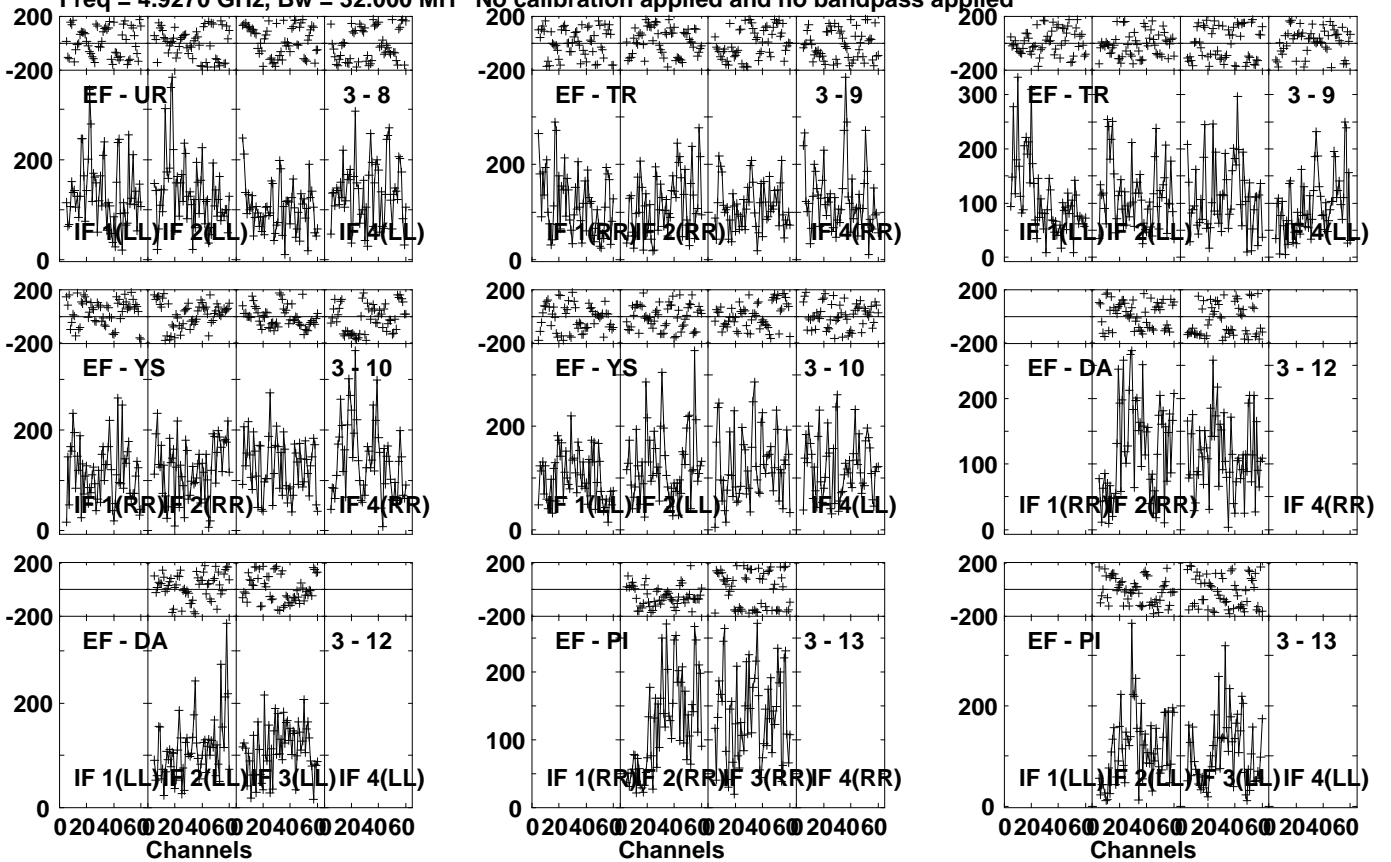
Lower frame: Micro Ampl Jy Top frame: Phas deg
Vector averaged cross-power spectrum Several baselines displayed
Timerange: 00/10:14:31 to 00/10:18:59

Plot file version 206 created 13-FEB-2023 17:06:27

EW02900 EW029D 1.UVDATA.1

Freq = 4.9270 GHz, Bw = 32.000 MH

No calibration applied and no bandpass applied



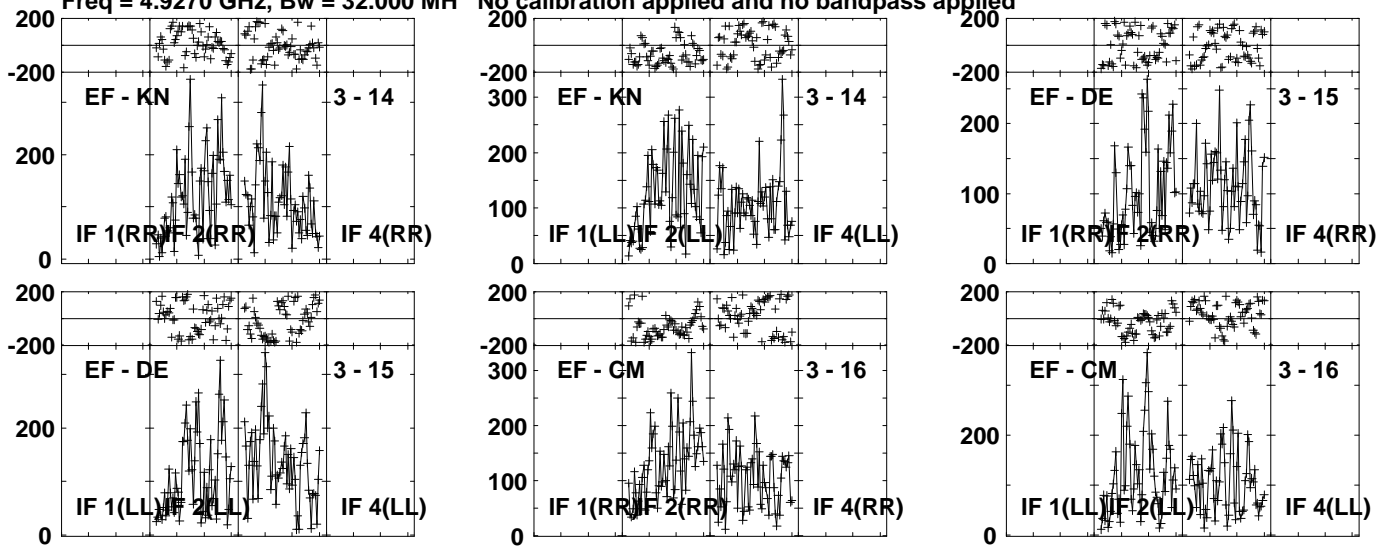
Lower frame: Micro Ampl Jy Top frame: Phas deg
Vector averaged cross-power spectrum Several baselines displayed
Timerange: 00/10:14:31 to 00/10:18:59

Plot file version 207 created 13-FEB-2023 17:06:27

EW02900 EW029D 1.UVDATA.1

Freq = 4.9270 GHz, Bw = 32.000 MH

No calibration applied and no bandpass applied



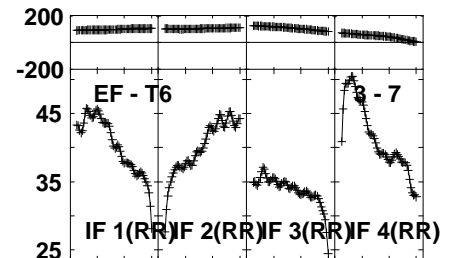
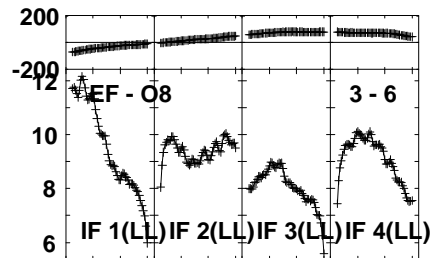
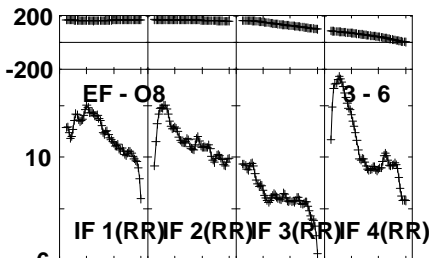
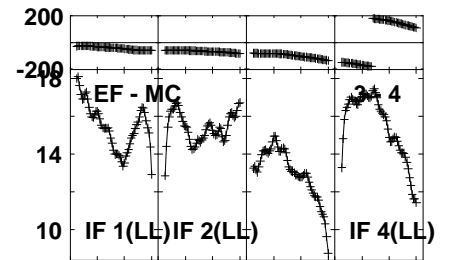
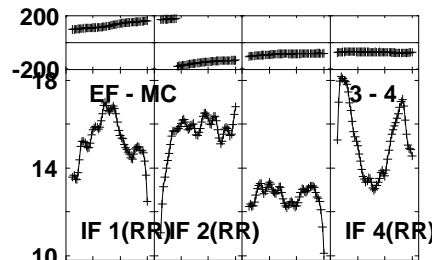
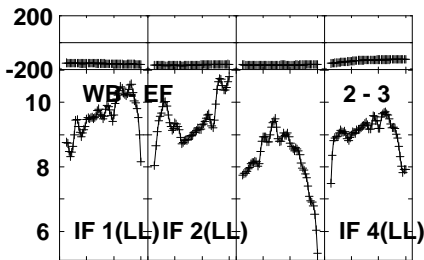
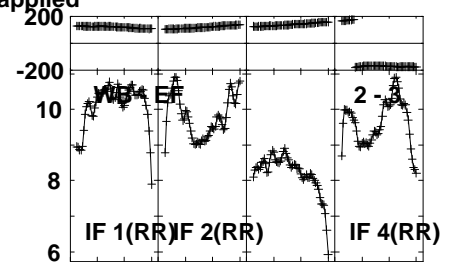
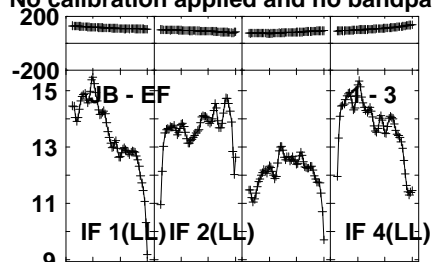
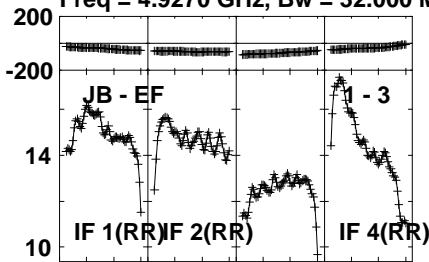
Lower frame: Micro Ampl Jy Top frame: Phas deg
Vector averaged cross-power spectrum Several baselines displayed
Timerange: 00/10:14:31 to 00/10:18:59

Plot file version 208 created 13-FEB-2023 17:06:27

J0958+65 EW029D 1.UVDATA.1

Freq = 4.9270 GHz, Bw = 32.000 MH

No calibration applied and no bandpass applied



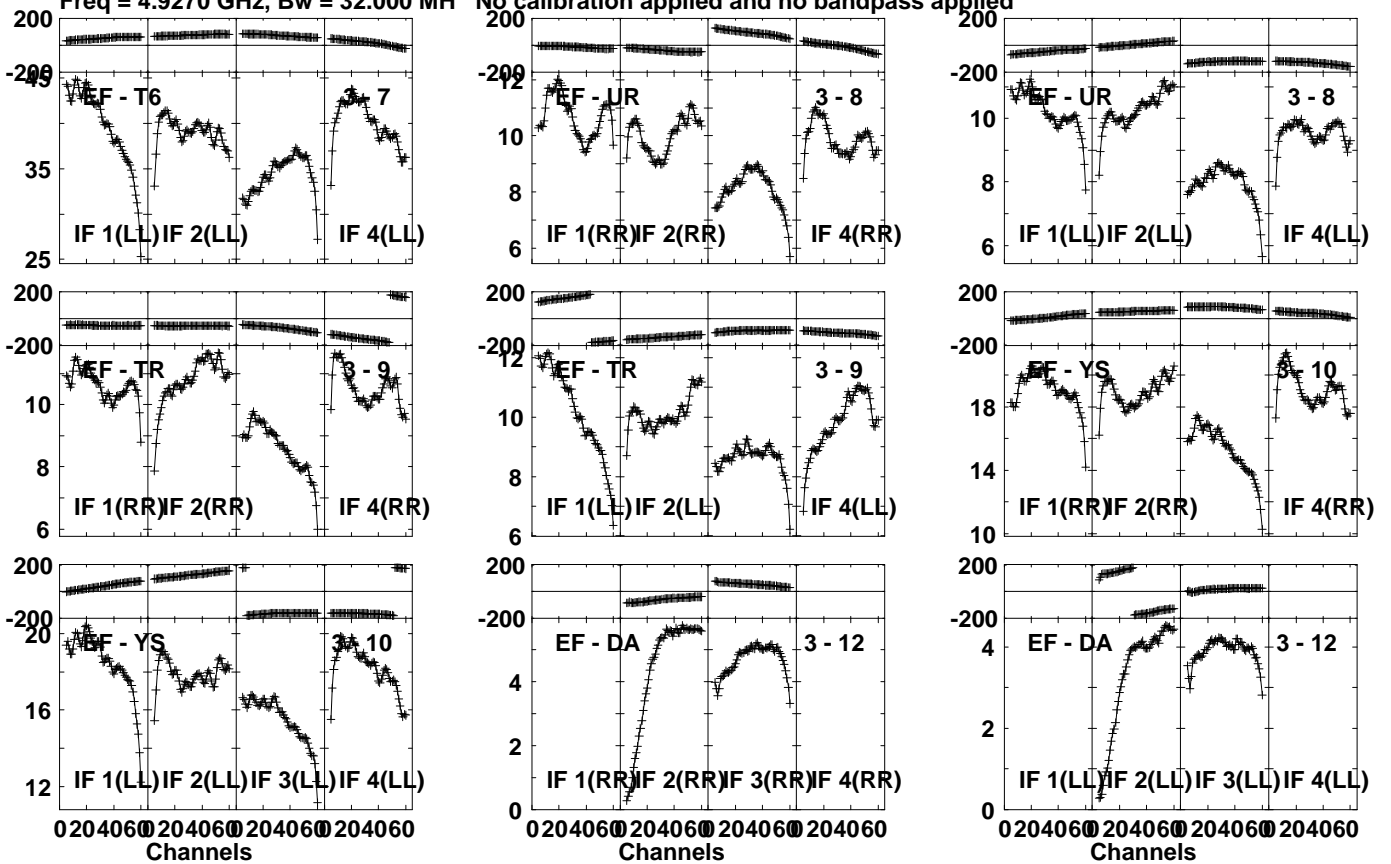
Lower frame: Milli Ampl Jy Top frame: Phas deg
Vector averaged cross-power spectrum Several baselines displayed
Timerange: 00/10:19:50 to 00/10:21:29

Plot file version 209 created 13-FEB-2023 17:06:27

J0958+65 EW029D 1.UVDATA.1

Freq = 4.9270 GHz, Bw = 32.000 MH

No calibration applied and no bandpass applied



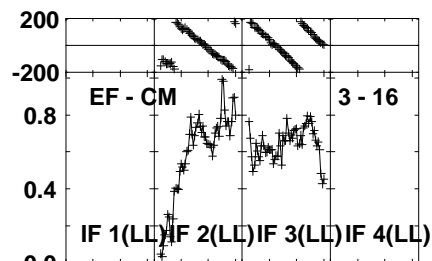
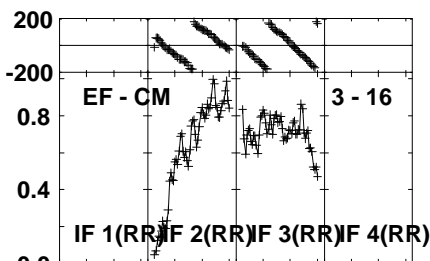
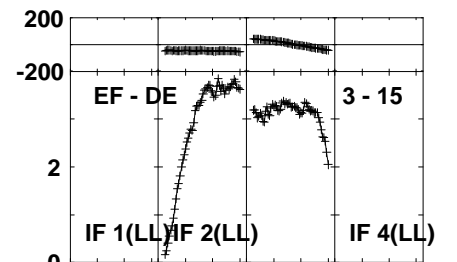
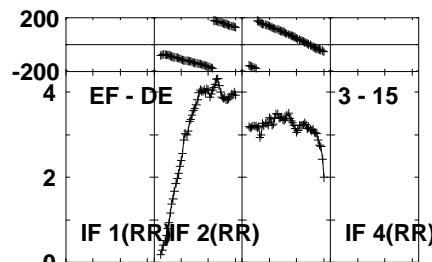
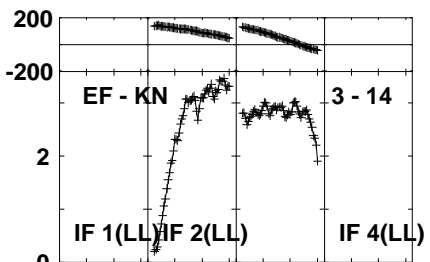
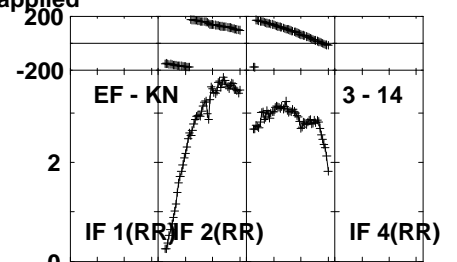
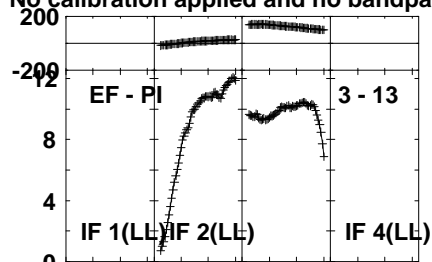
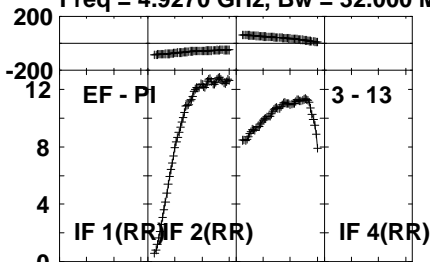
Lower frame: Milli Ampl Jy Top frame: Phas deg
Vector averaged cross-power spectrum Several baselines displayed
Timerange: 00/10:19:50 to 00/10:21:29

Plot file version 210 created 13-FEB-2023 17:06:28

J0958+65 EW029D 1.UVDATA.1

Freq = 4.9270 GHz, Bw = 32.000 MH

No calibration applied and no bandpass applied



0204060 204060 204060 204060
Channels

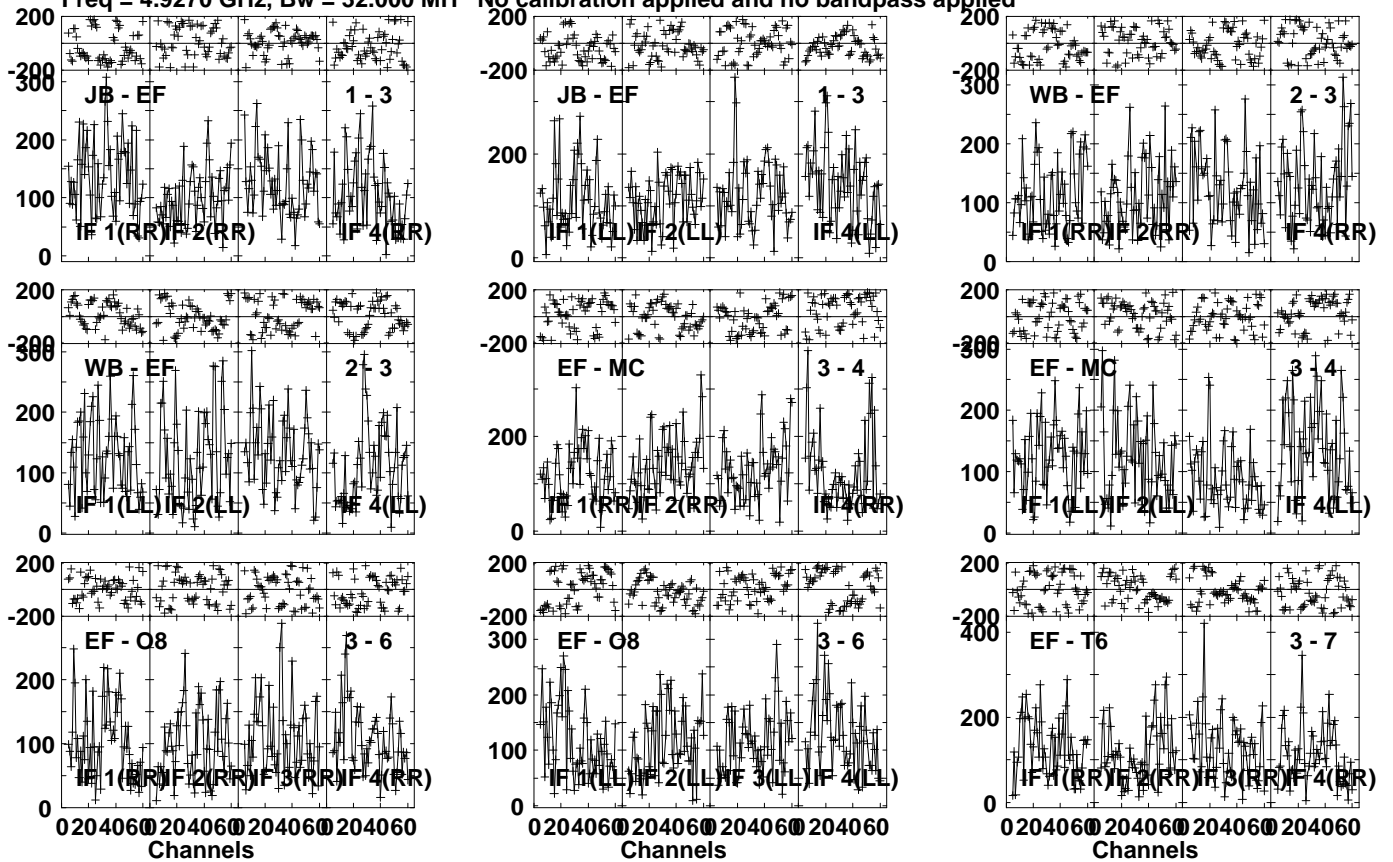
0204060 204060 204060 204060
Channels

Lower frame: Milli Ampl Jy Top frame: Phas deg
Vector averaged cross-power spectrum Several baselines displayed
Timerange: 00/10:19:50 to 00/10:21:29

Plot file version 211 created 13-FEB-2023 17:06:28

EW02900 EW029D 1.UVDATA.1

Freq = 4.9270 GHz, Bw = 32.000 MH No calibration applied and no bandpass applied

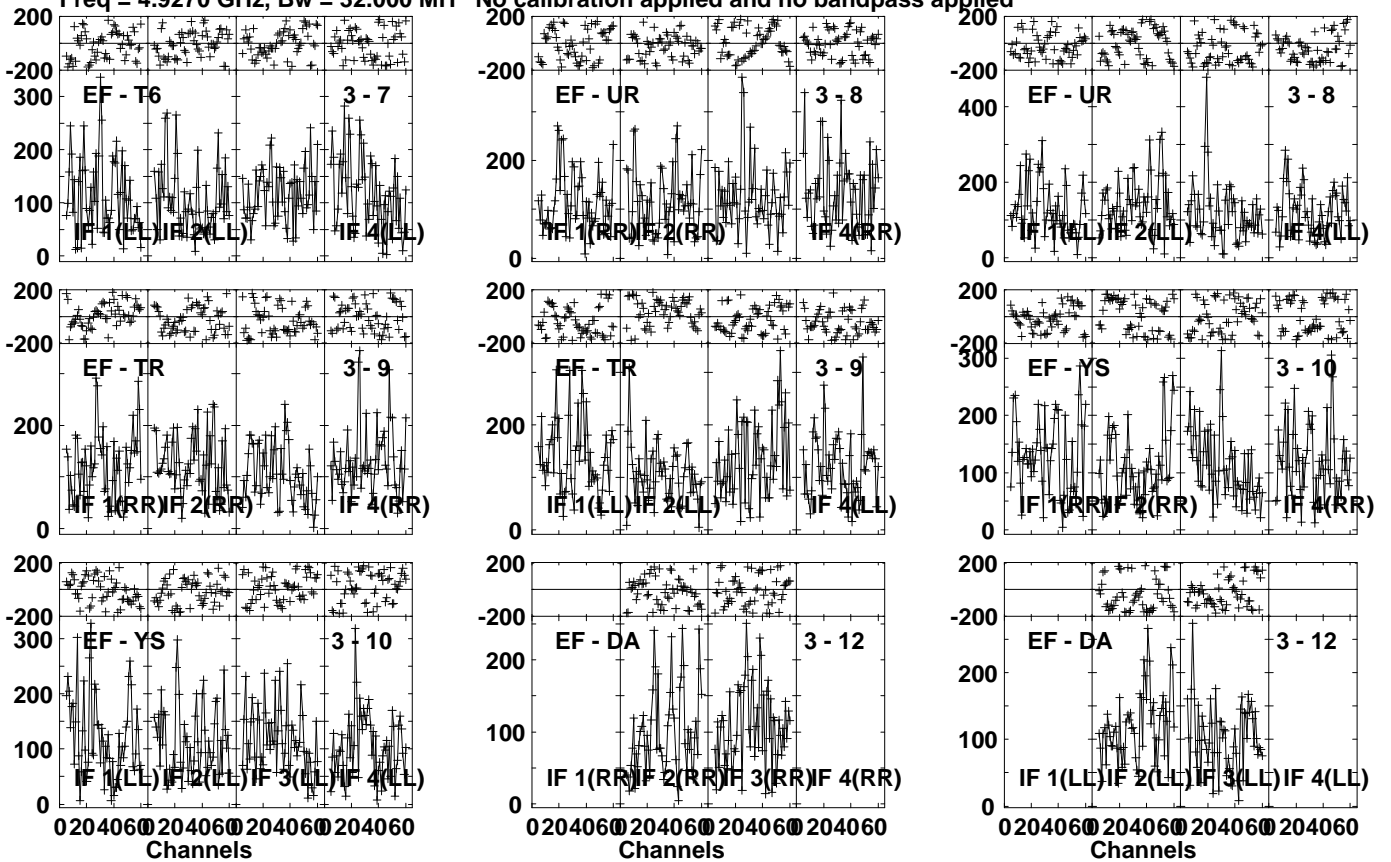


Lower frame: Micro Ampl Jy Top frame: Phas deg
 Vector averaged cross-power spectrum Several baselines displayed
 Timerange: 00/10:21:31 to 00/10:25:59

Plot file version 212 created 13-FEB-2023 17:06:28

EW02900 EW029D 1.UVDATA.1

Freq = 4.9270 GHz, Bw = 32.000 MH No calibration applied and no bandpass applied

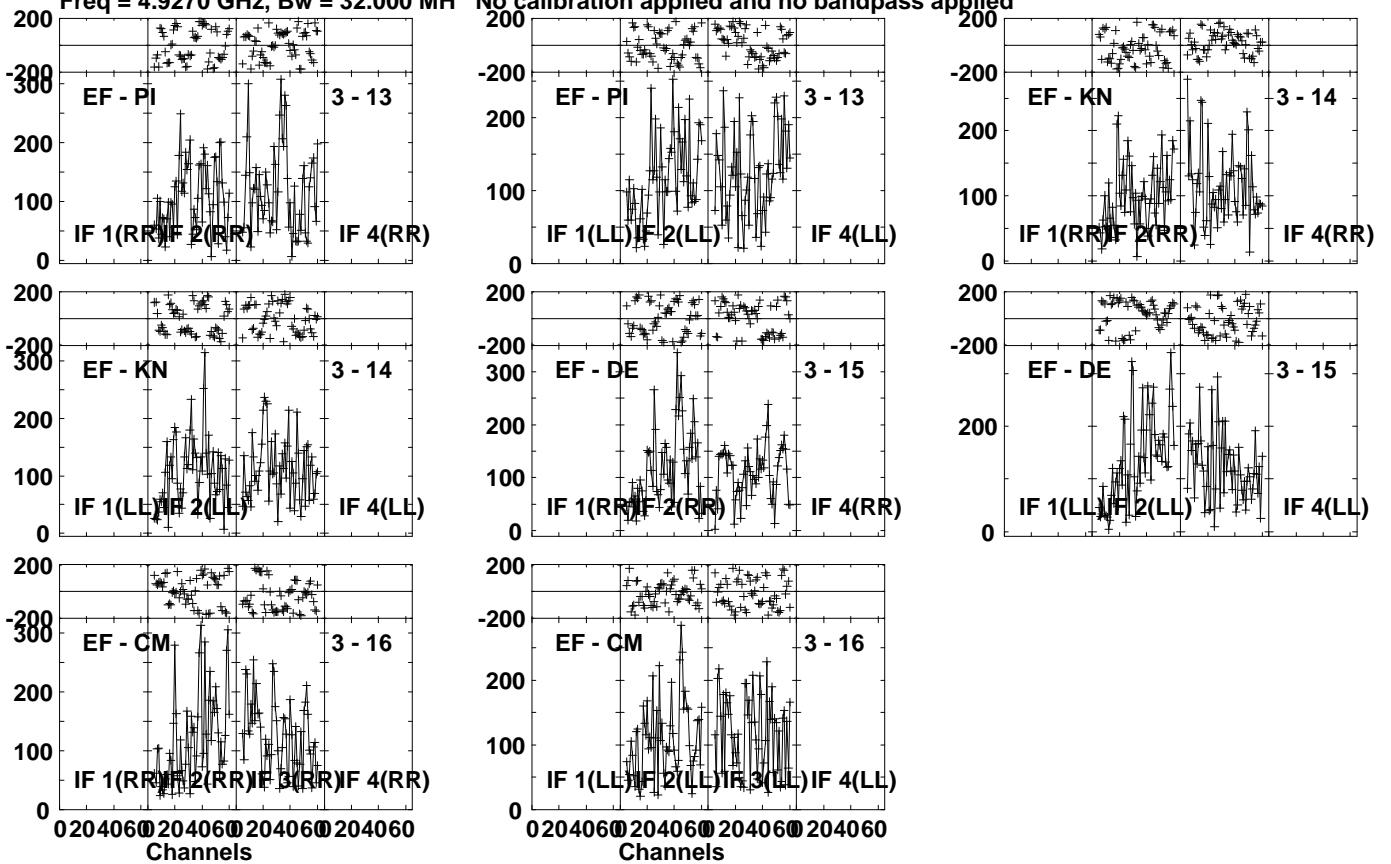


Lower frame: Micro Ampl Jy Top frame: Phas deg
Vector averaged cross-power spectrum Several baselines displayed
Timerange: 00/10:21:31 to 00/10:25:59

Plot file version 213 created 13-FEB-2023 17:06:28

EW02900 EW029D 1.UVDATA.1

Freq = 4.9270 GHz, Bw = 32.000 MH No calibration applied and no bandpass applied



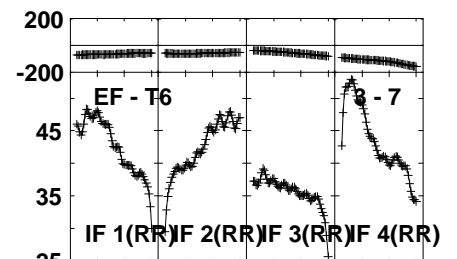
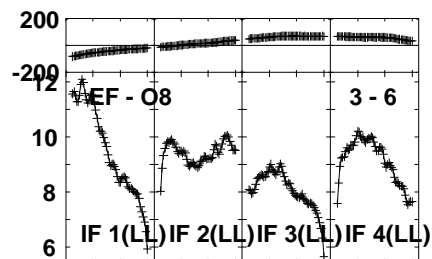
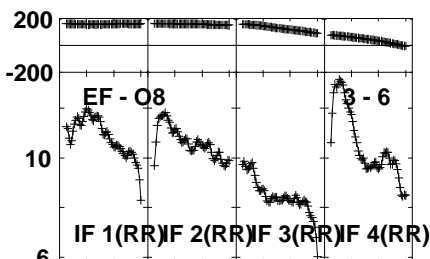
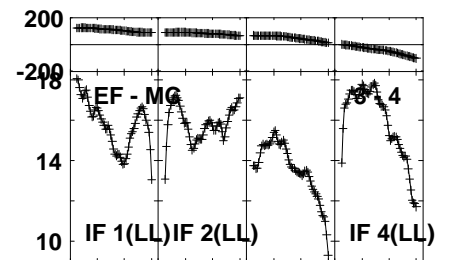
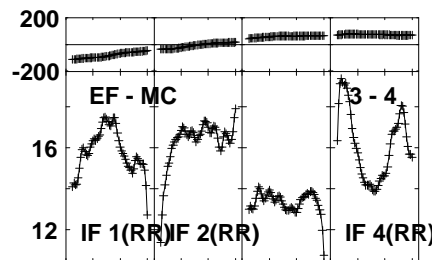
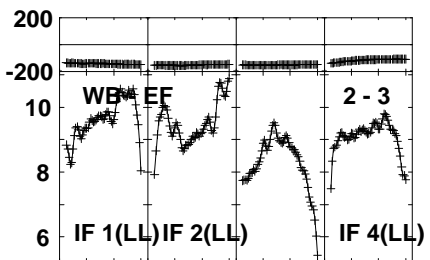
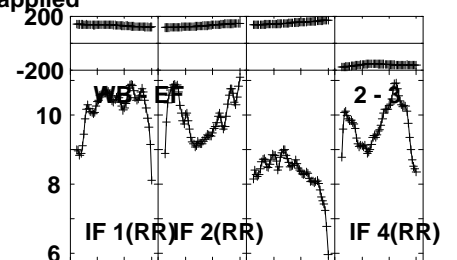
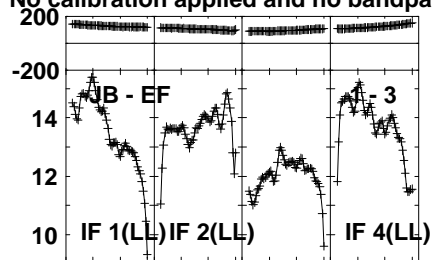
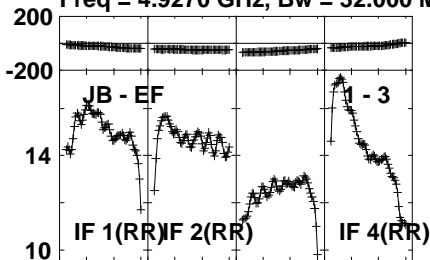
Lower frame: Micro Ampl Jy Top frame: Phas deg
Vector averaged cross-power spectrum Several baselines displayed
Timerange: 00/10:21:31 to 00/10:25:59

Plot file version 214 created 13-FEB-2023 17:06:28

J0958+65 EW029D 1.UVDATA.1

Freq = 4.9270 GHz, Bw = 32.000 MH

No calibration applied and no bandpass applied



0204060 204060 204060 204060
Channels

0204060 204060 204060 204060
Channels

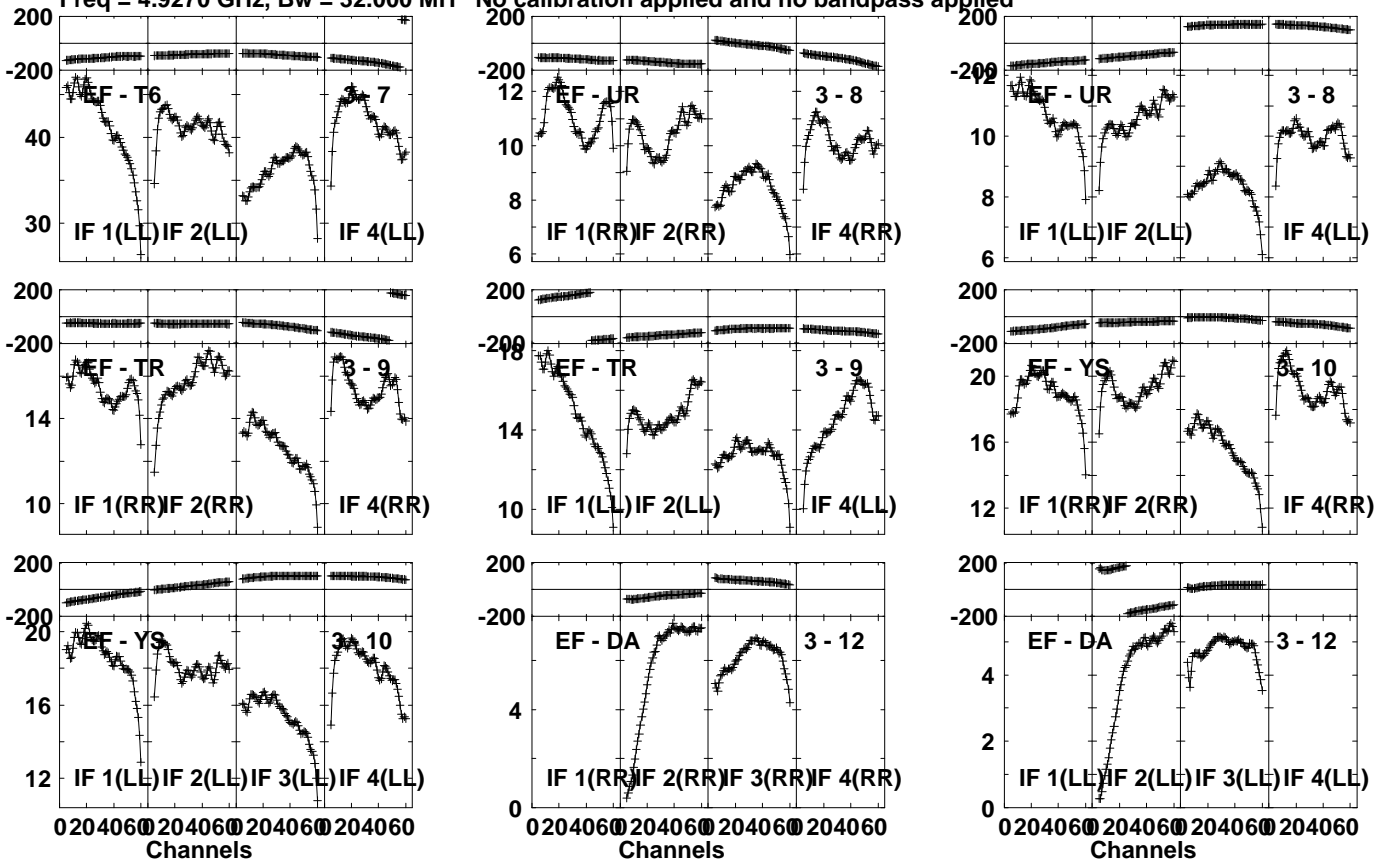
0204060 204060 204060 204060
Channels

Lower frame: Milli Ampl Jy Top frame: Phas deg
Vector averaged cross-power spectrum Several baselines displayed
Timerange: 00/10:26:00 to 00/10:28:30

Plot file version 215 created 13-FEB-2023 17:06:28

J0958+65 EW029D 1.UVDATA.1

Freq = 4.9270 GHz, Bw = 32.000 MH No calibration applied and no bandpass applied



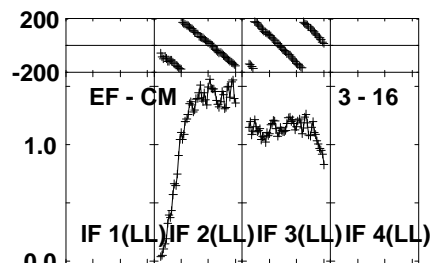
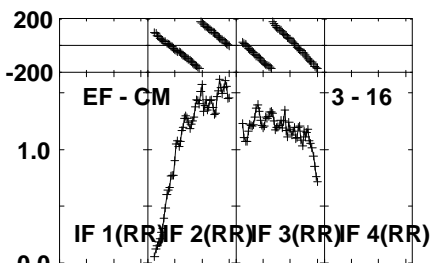
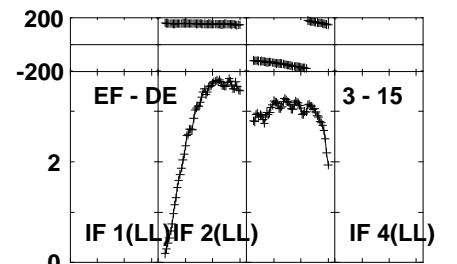
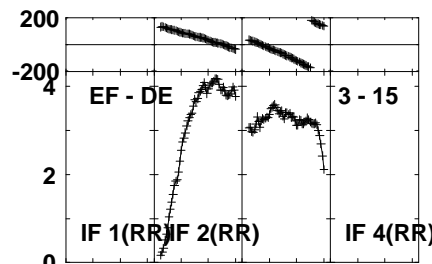
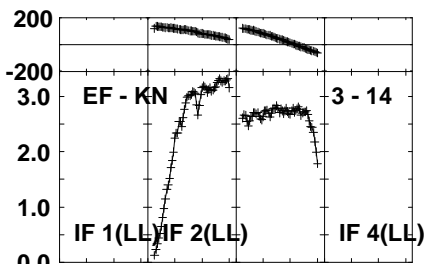
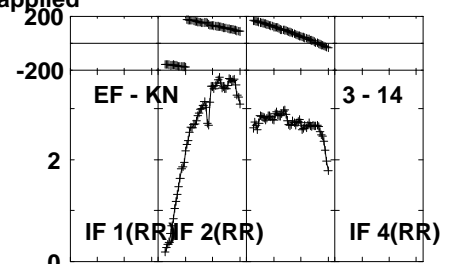
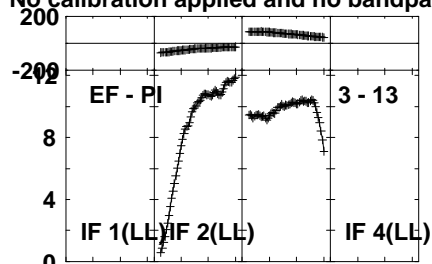
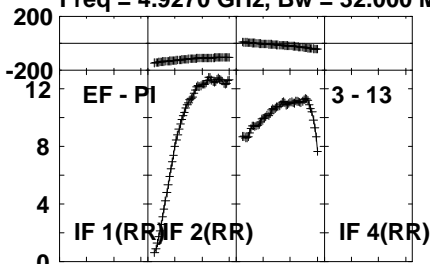
Lower frame: Milli Ampl Jy Top frame: Phas deg
Vector averaged cross-power spectrum Several baselines displayed
Timerange: 00/10:26:00 to 00/10:28:30

Plot file version 216 created 13-FEB-2023 17:06:29

J0958+65 EW029D 1.UVDATA.1

Freq = 4.9270 GHz, Bw = 32.000 MH

No calibration applied and no bandpass applied

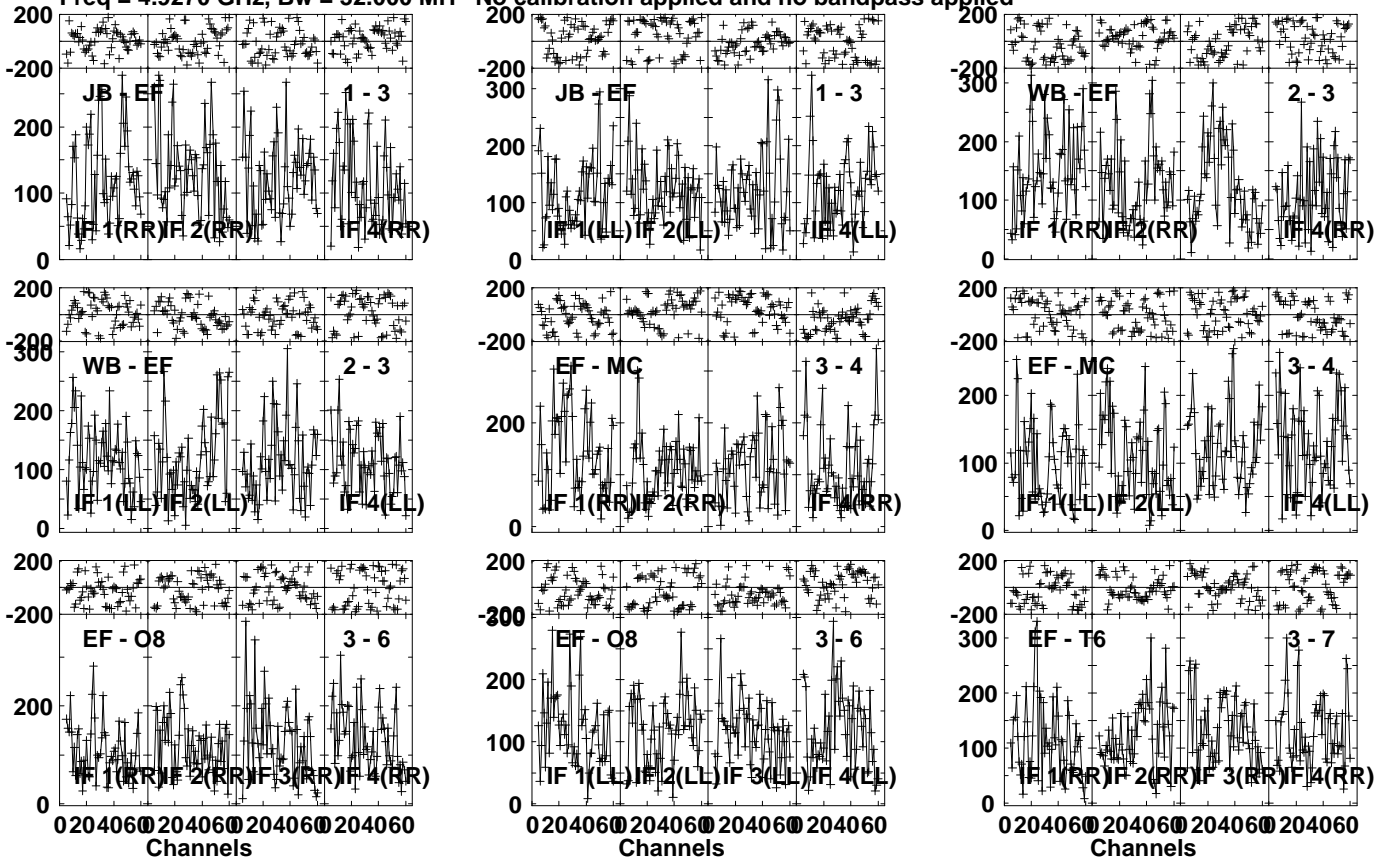


Lower frame: Milli Ampl Jy Top frame: Phas deg
Vector averaged cross-power spectrum Several baselines displayed
Timerange: 00/10:26:00 to 00/10:28:30

Plot file version 217 created 13-FEB-2023 17:06:29

EW02900 EW029D 1.UVDATA.1

Freq = 4.9270 GHz, Bw = 32.000 MH No calibration applied and no bandpass applied

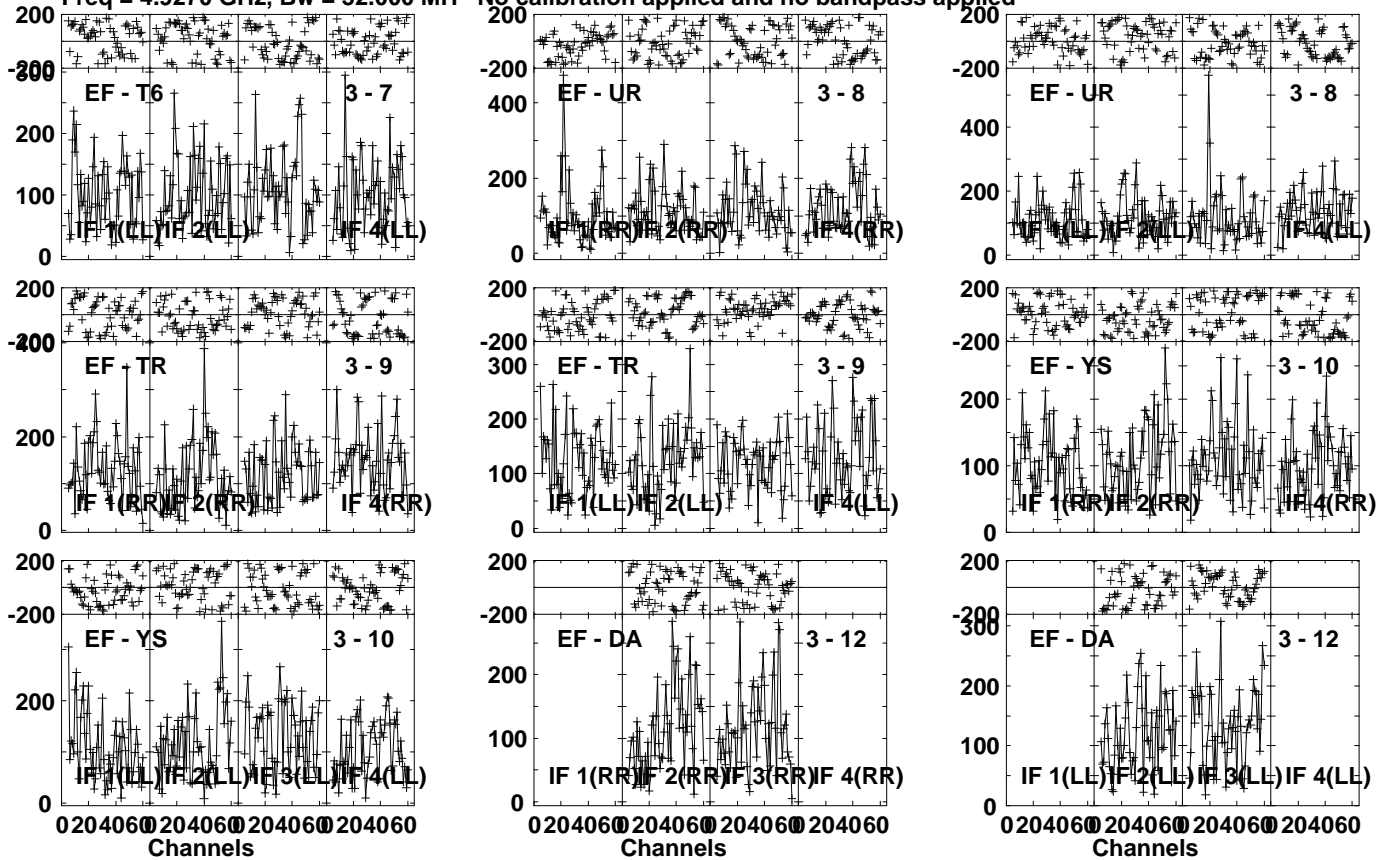


Lower frame: Micro Ampl Jy Top frame: Phas deg
Vector averaged cross-power spectrum Several baselines displayed
Timerange: 00/10:28:31 to 00/10:32:59

Plot file version 218 created 13-FEB-2023 17:06:29

EW02900 EW029D 1.UVDATA.1

Freq = 4.9270 GHz, Bw = 32.000 MH No calibration applied and no bandpass applied

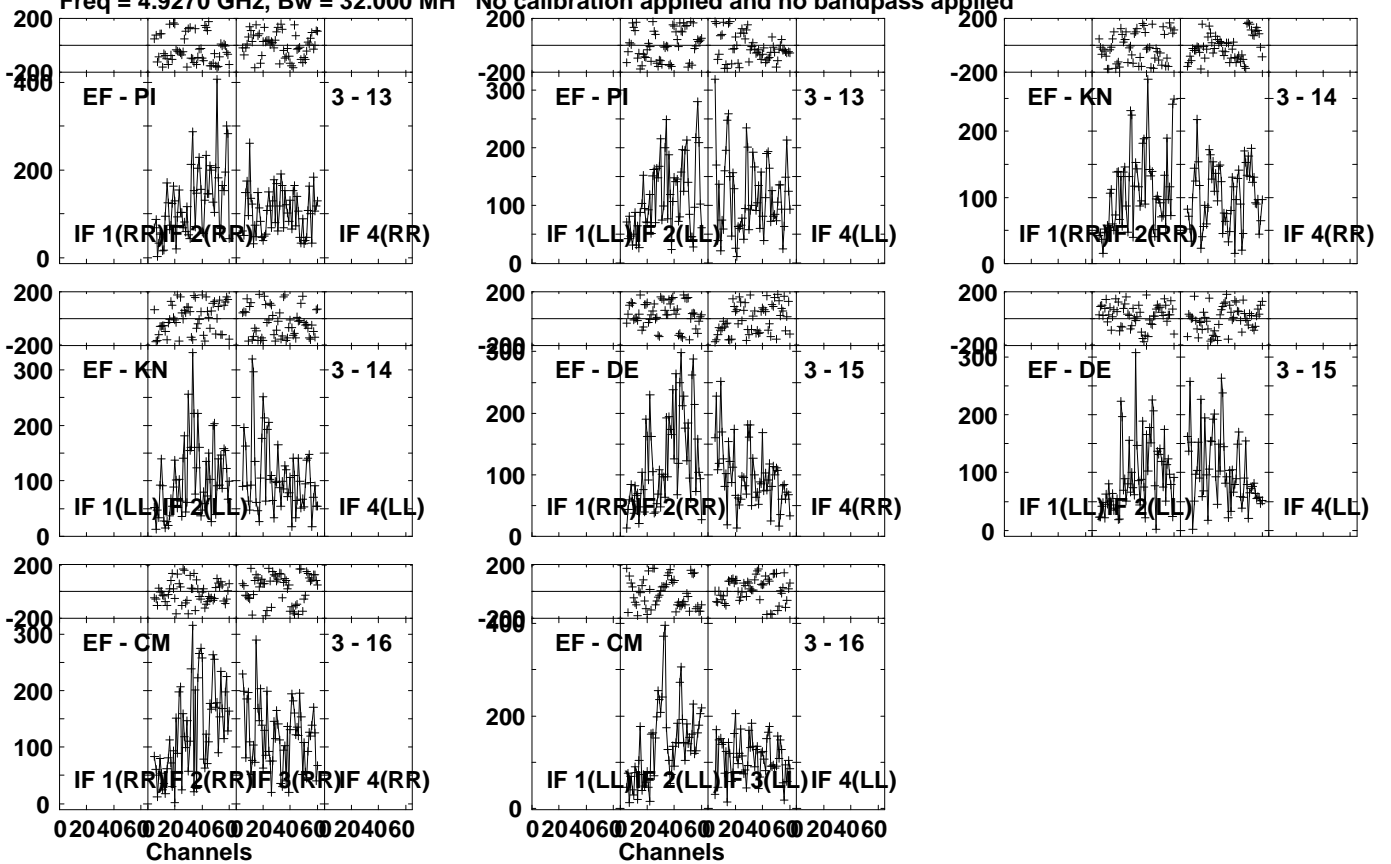


Lower frame: Micro Ampl Jy Top frame: Phas deg
Vector averaged cross-power spectrum Several baselines displayed
Timerange: 00/10:28:31 to 00/10:32:59

Plot file version 219 created 13-FEB-2023 17:06:29

EW02900 EW029D 1.UVDATA.1

Freq = 4.9270 GHz, Bw = 32.000 MH No calibration applied and no bandpass applied



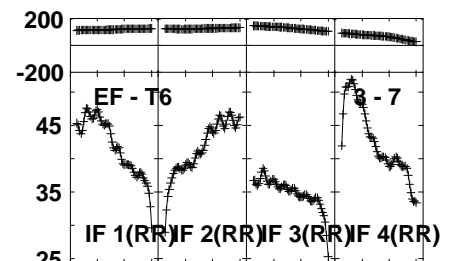
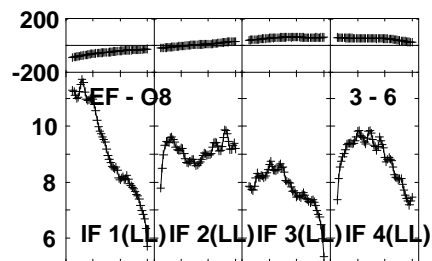
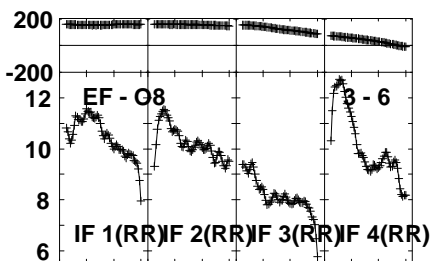
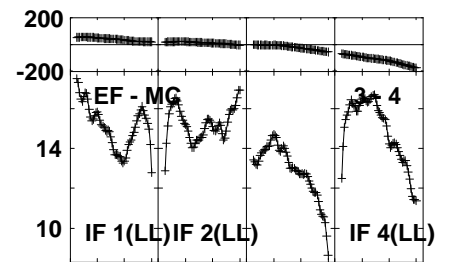
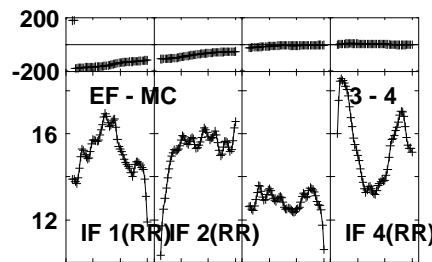
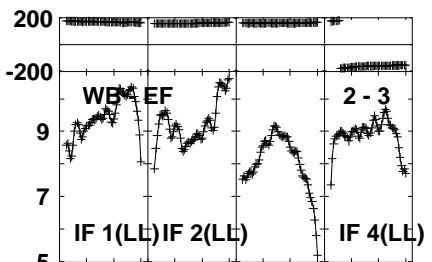
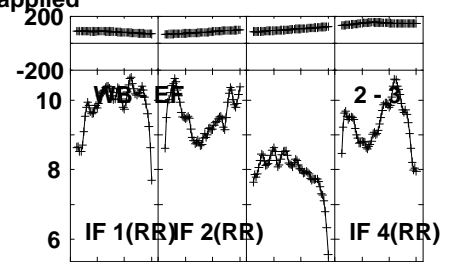
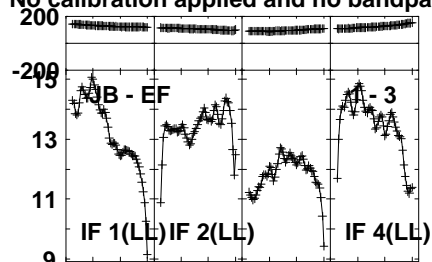
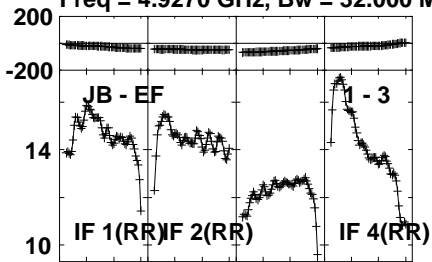
Lower frame: Micro Ampl Jy Top frame: Phas deg
Vector averaged cross-power spectrum Several baselines displayed
Timerange: 00/10:28:31 to 00/10:32:59

Plot file version 220 created 13-FEB-2023 17:06:29

J0958+65 EW029D 1.UVDATA.1

Freq = 4.9270 GHz, Bw = 32.000 MH

No calibration applied and no bandpass applied



0204060 204060 204060 204060
Channels

0204060 204060 204060 204060
Channels

0204060 204060 204060 204060
Channels

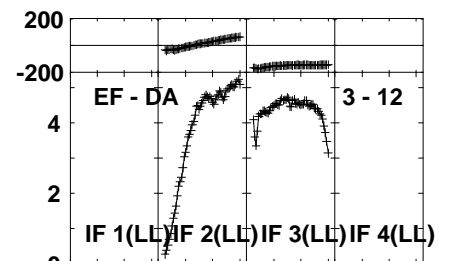
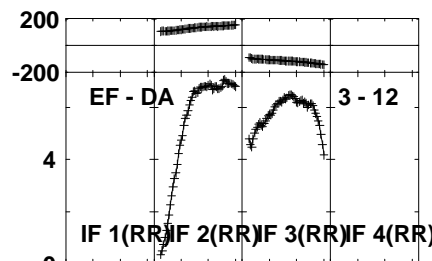
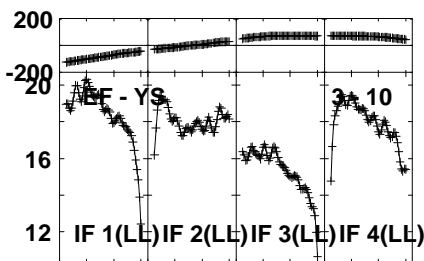
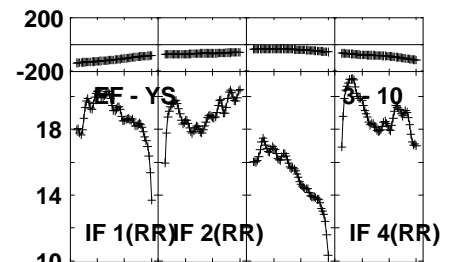
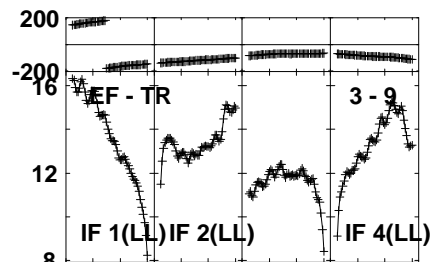
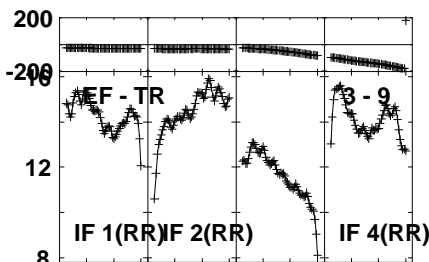
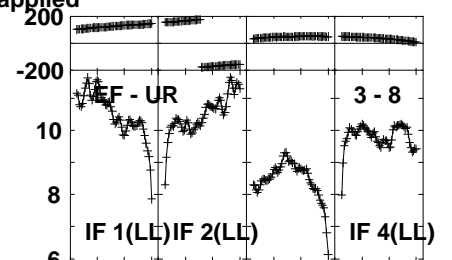
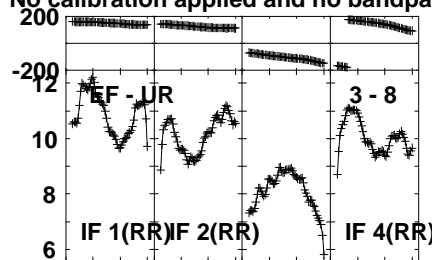
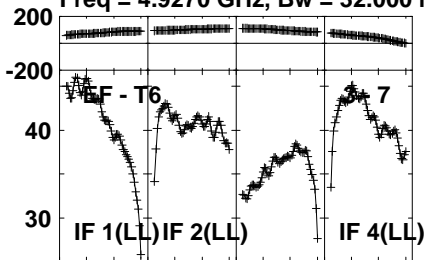
Lower frame: Milli Ampl Jy Top frame: Phas deg
Vector averaged cross-power spectrum Several baselines displayed
Timerange: 00/10:33:51 to 00/10:35:30

Plot file version 221 created 13-FEB-2023 17:06:29

J0958+65 EW029D 1.UVDATA.1

Freq = 4.9270 GHz, Bw = 32.000 MH

No calibration applied and no bandpass applied



0204060 204060 204060 204060
Channels

0204060 204060 204060 204060
Channels

0204060 204060 204060 204060
Channels

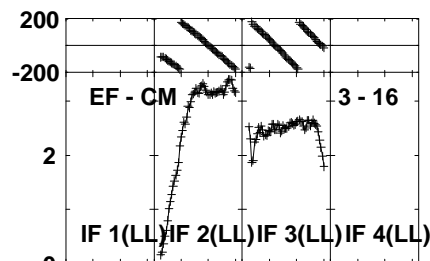
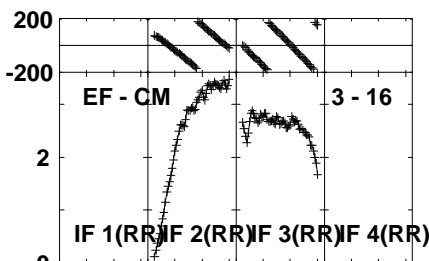
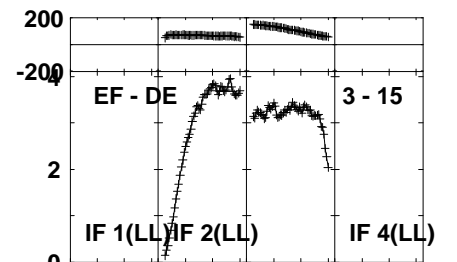
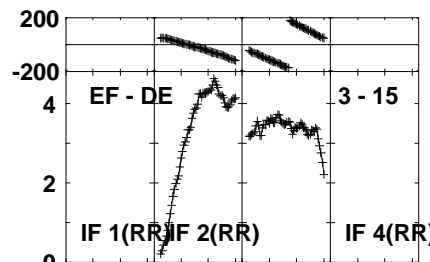
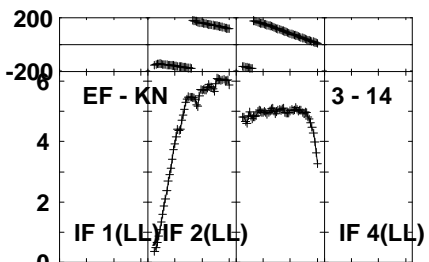
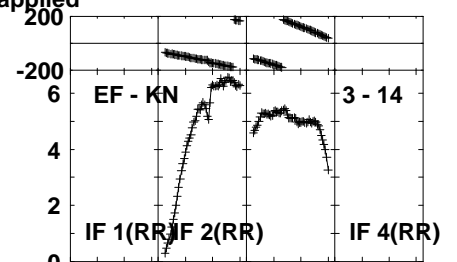
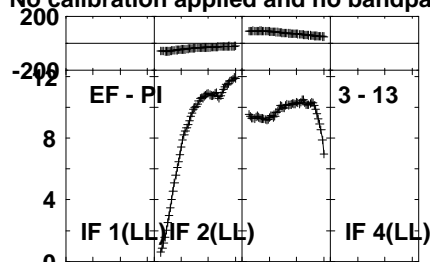
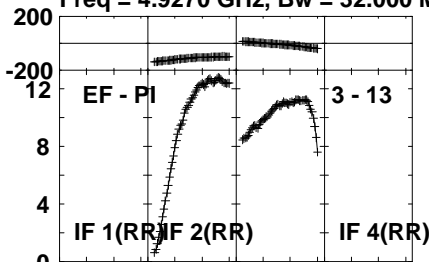
Lower frame: Milli Ampl Jy Top frame: Phas deg
Vector averaged cross-power spectrum Several baselines displayed
Timerange: 00/10:33:51 to 00/10:35:30

Plot file version 222 created 13-FEB-2023 17:06:29

J0958+65 EW029D 1.UVDATA.1

Freq = 4.9270 GHz, Bw = 32.000 MH

No calibration applied and no bandpass applied

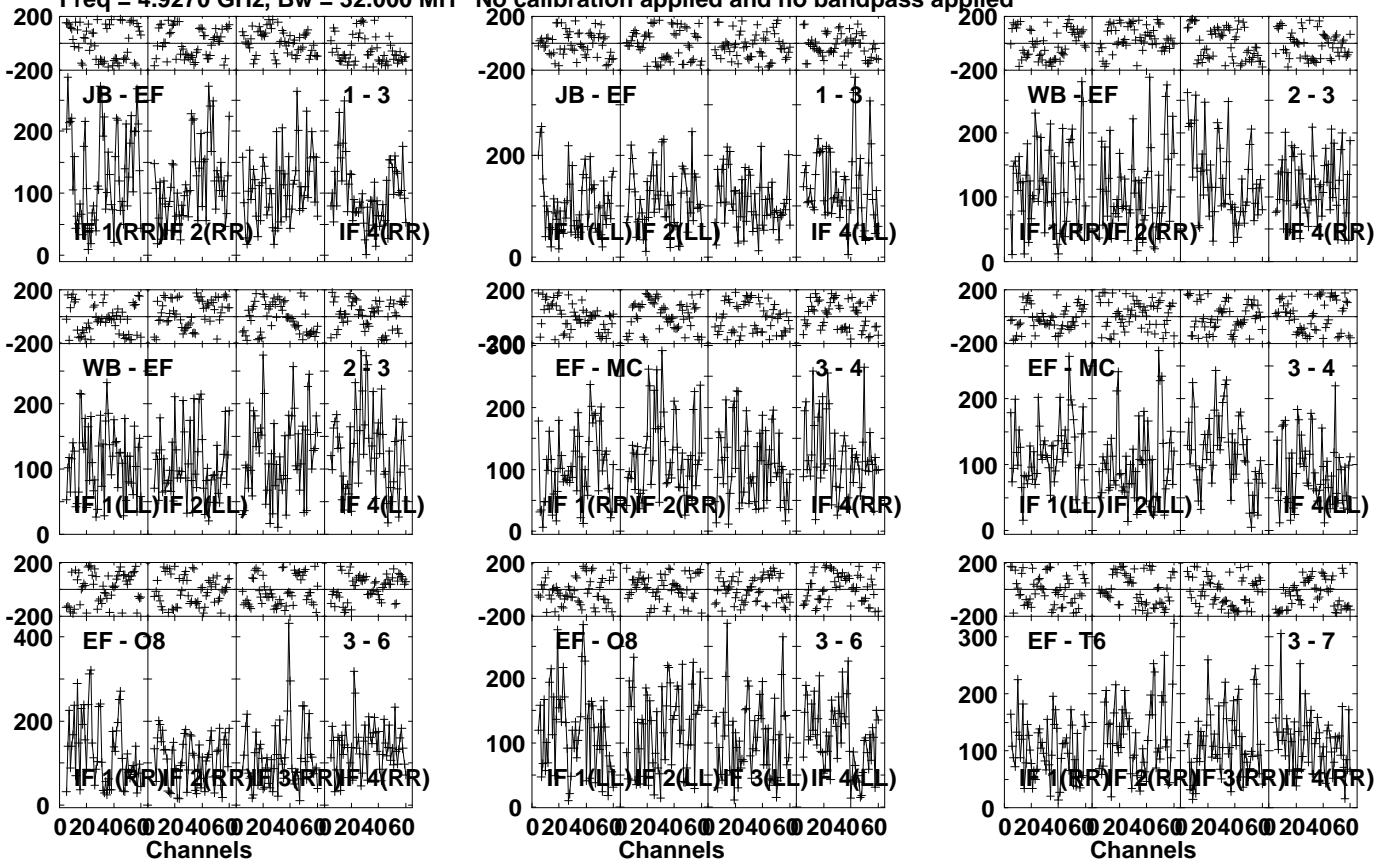


Lower frame: Milli Ampl Jy Top frame: Phas deg
Vector averaged cross-power spectrum Several baselines displayed
Timerange: 00/10:33:51 to 00/10:35:30

Plot file version 223 created 13-FEB-2023 17:06:29

EW02900 EW029D 1.UVDATA.1

Freq = 4.9270 GHz, Bw = 32.000 MH No calibration applied and no bandpass applied

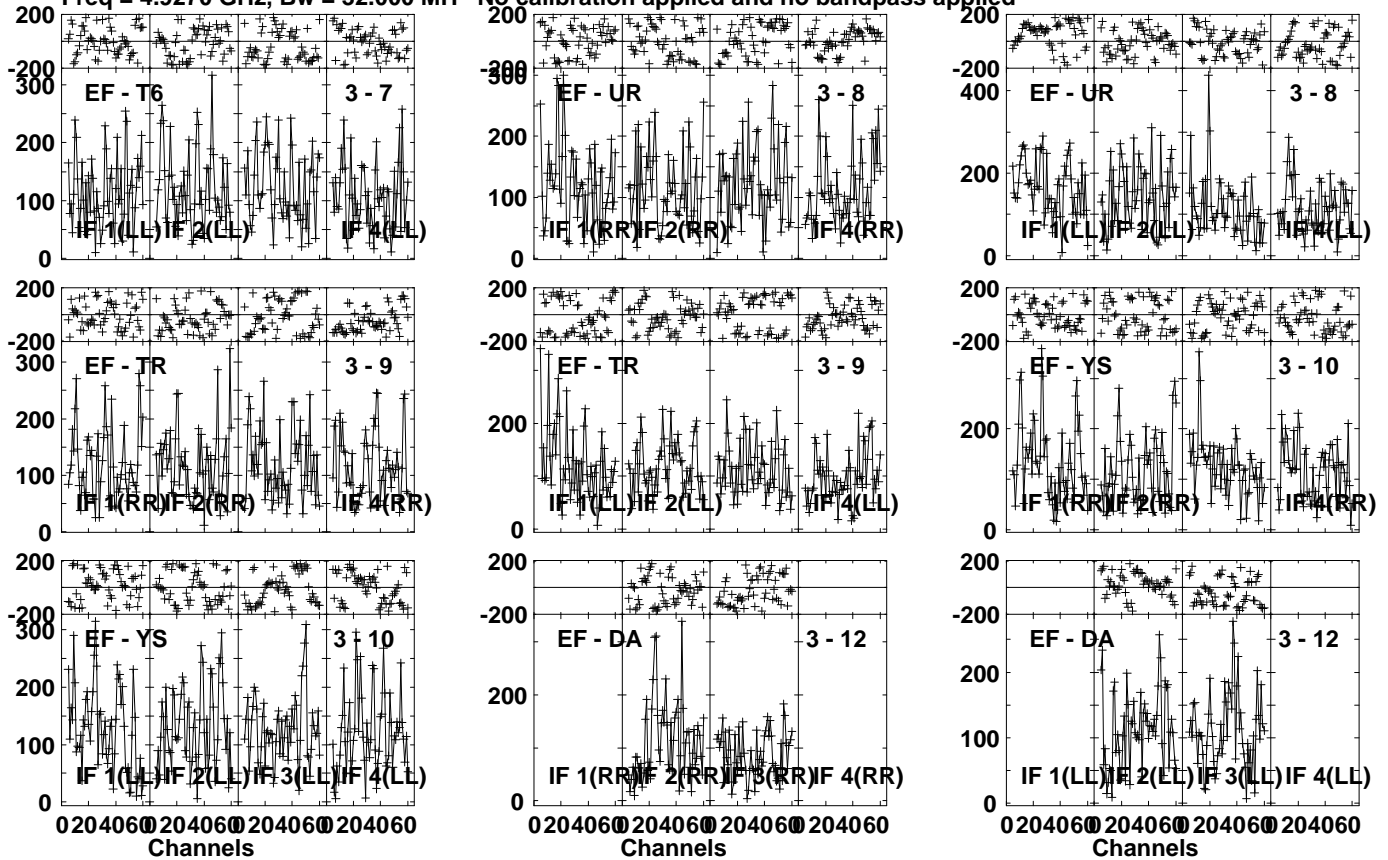


Lower frame: Micro Ampl Jy Top frame: Phas deg
Vector averaged cross-power spectrum Several baselines displayed
Timerange: 00/10:35:30 to 00/10:39:59

Plot file version 224 created 13-FEB-2023 17:06:30

EW02900 EW029D 1.UVDATA.1

Freq = 4.9270 GHz, Bw = 32.000 MH No calibration applied and no bandpass applied

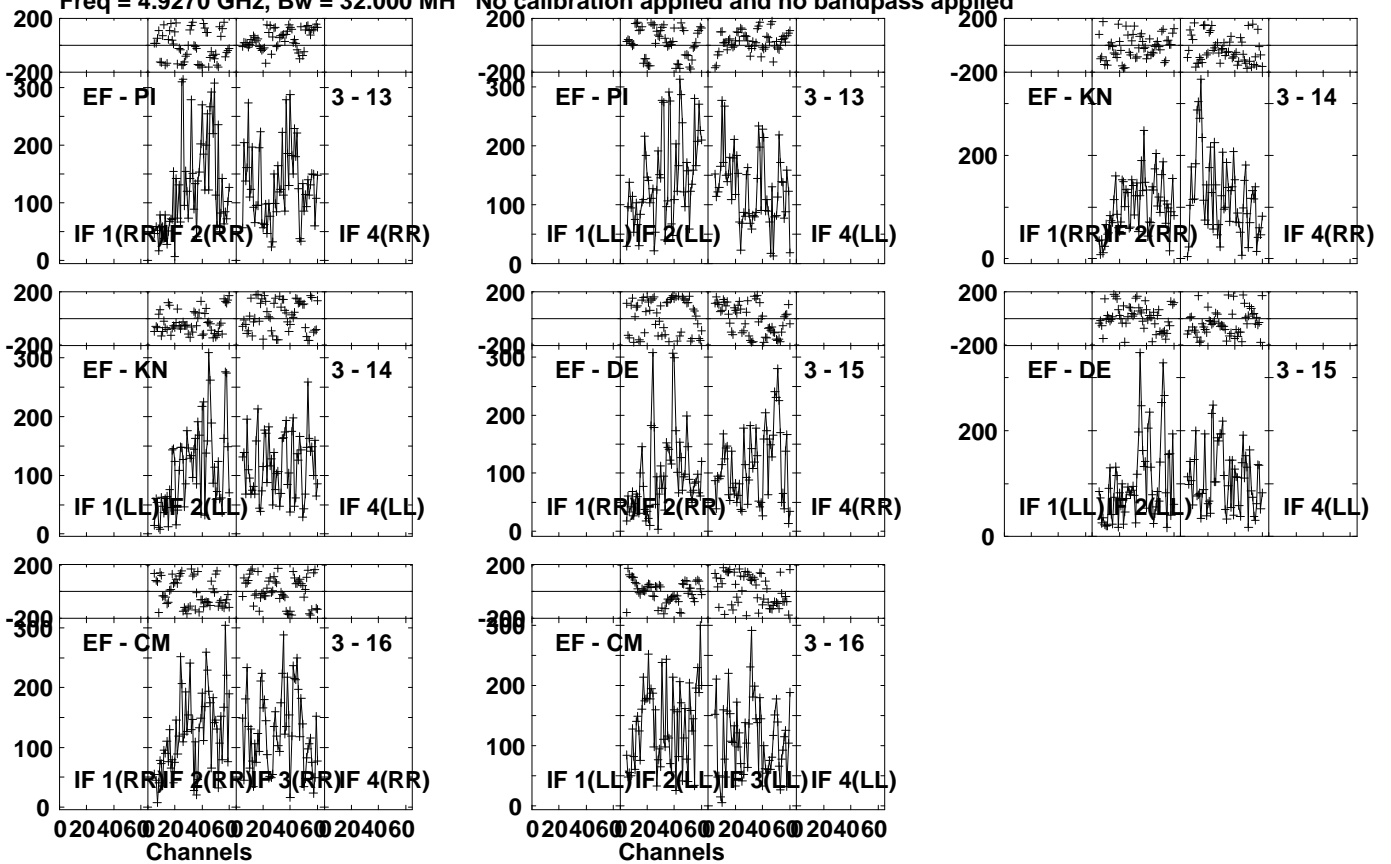


Lower frame: Micro Ampl Jy Top frame: Phas deg
Vector averaged cross-power spectrum Several baselines displayed
Timerange: 00/10:35:30 to 00/10:39:59

Plot file version 225 created 13-FEB-2023 17:06:30

EW02900 EW029D 1.UVDATA.1

Freq = 4.9270 GHz, Bw = 32.000 MH No calibration applied and no bandpass applied



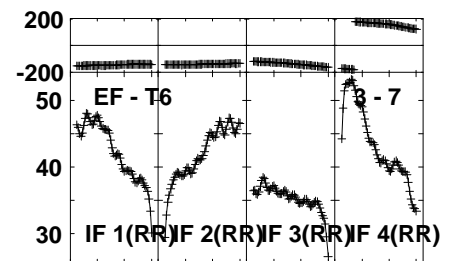
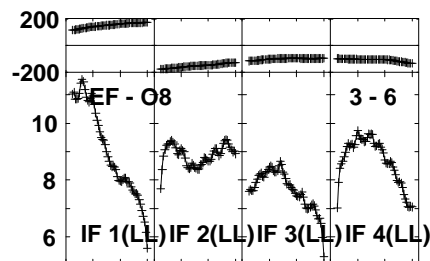
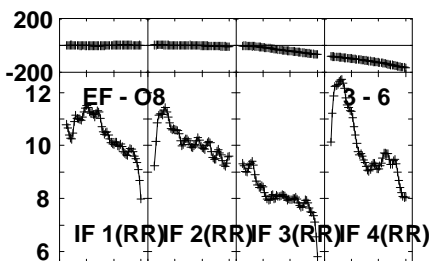
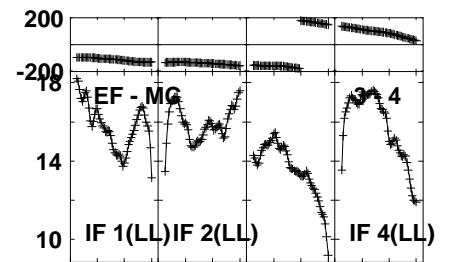
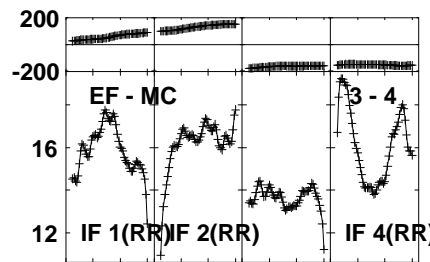
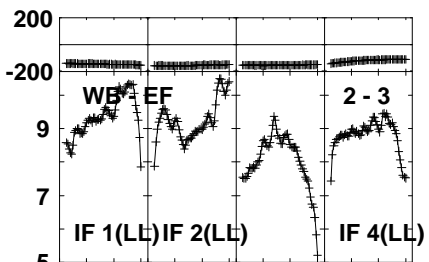
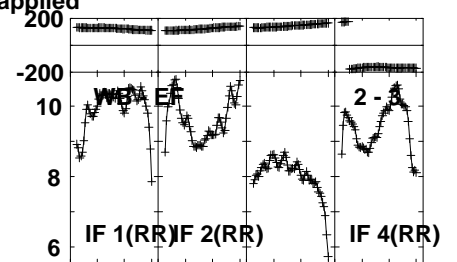
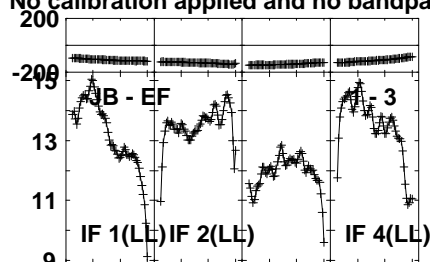
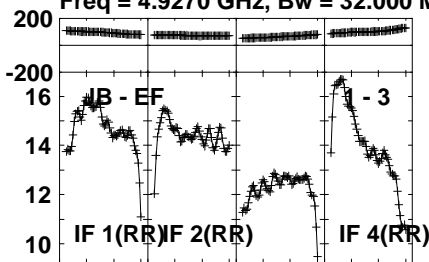
Lower frame: Micro Ampl Jy Top frame: Phas deg
Vector averaged cross-power spectrum Several baselines displayed
Timerange: 00/10:35:30 to 00/10:39:59

Plot file version 226 created 13-FEB-2023 17:06:30

J0958+65 EW029D 1.UVDATA.1

Freq = 4.9270 GHz, Bw = 32.000 MH

No calibration applied and no bandpass applied



0204060 204060 204060 204060
Channels

0204060 204060 204060 204060
Channels

0204060 204060 204060 204060
Channels

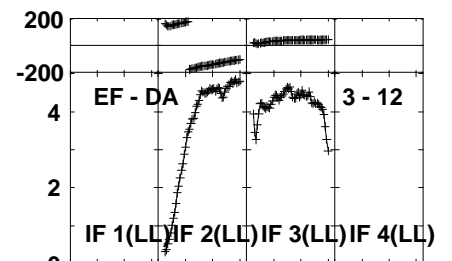
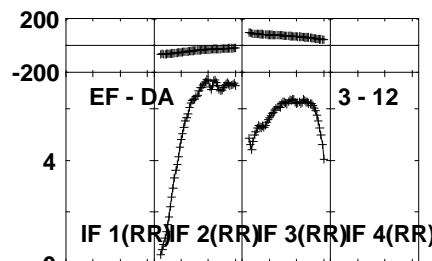
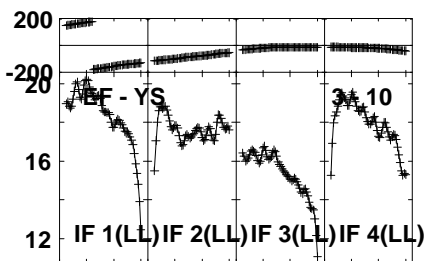
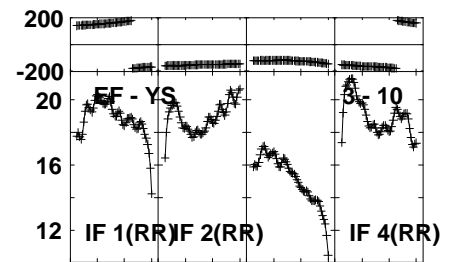
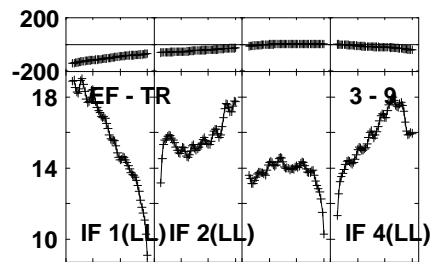
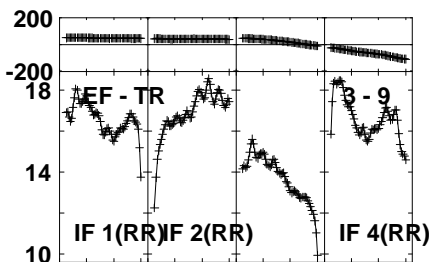
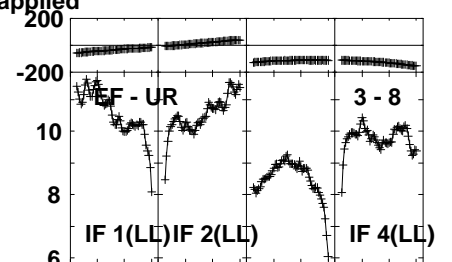
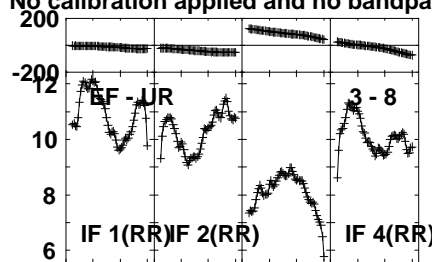
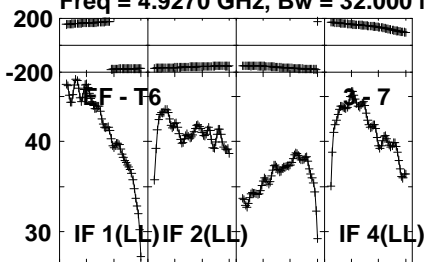
Lower frame: Milli Ampl Jy Top frame: Phas deg
Vector averaged cross-power spectrum Several baselines displayed
Timerange: 00/10:40:51 to 00/10:42:30

Plot file version 227 created 13-FEB-2023 17:06:30

J0958+65 EW029D 1.UVDATA.1

Freq = 4.9270 GHz, Bw = 32.000 MH

No calibration applied and no bandpass applied



0204060 204060 204060 204060
Channels

0204060 204060 204060 204060
Channels

0204060 204060 204060 204060
Channels

Lower frame: Milli Ampl Jy Top frame: Phas deg

Vector averaged cross-power spectrum Several baselines displayed

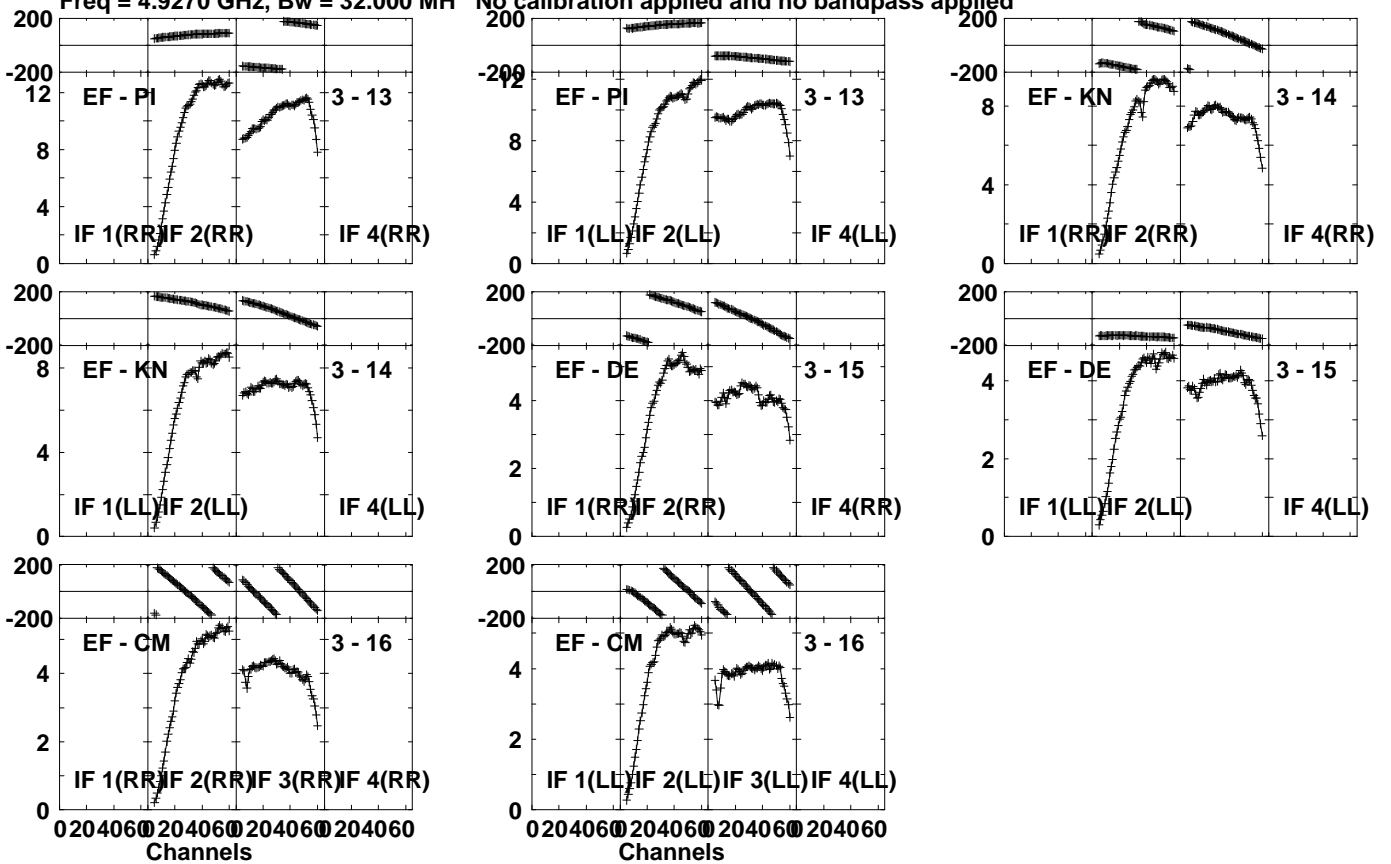
Timerange: 00/10:40:51 to 00/10:42:30

Plot file version 228 created 13-FEB-2023 17:06:30

J0958+65 EW029D 1.UVDATA.1

Freq = 4.9270 GHz, Bw = 32.000 MH

No calibration applied and no bandpass applied



Lower frame: Milli Ampl Jy Top frame: Phas deg

Vector averaged cross-power spectrum Several baselines displayed

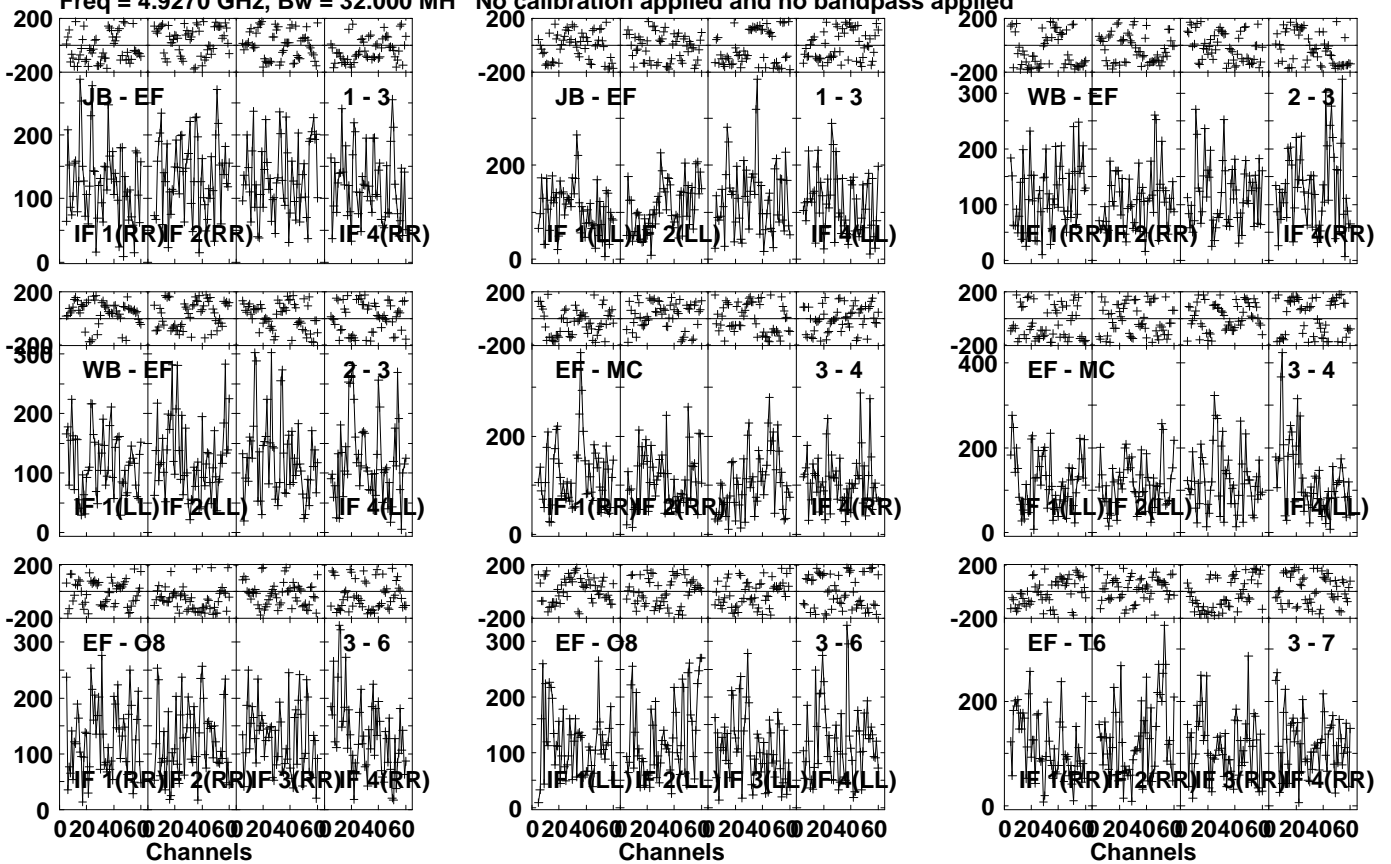
Timerange: 00/10:40:51 to 00/10:42:30

Plot file version 229 created 13-FEB-2023 17:06:30

EW02900 EW029D 1.UVDATA.1

Freq = 4.9270 GHz, Bw = 32.000 MH

No calibration applied and no bandpass applied



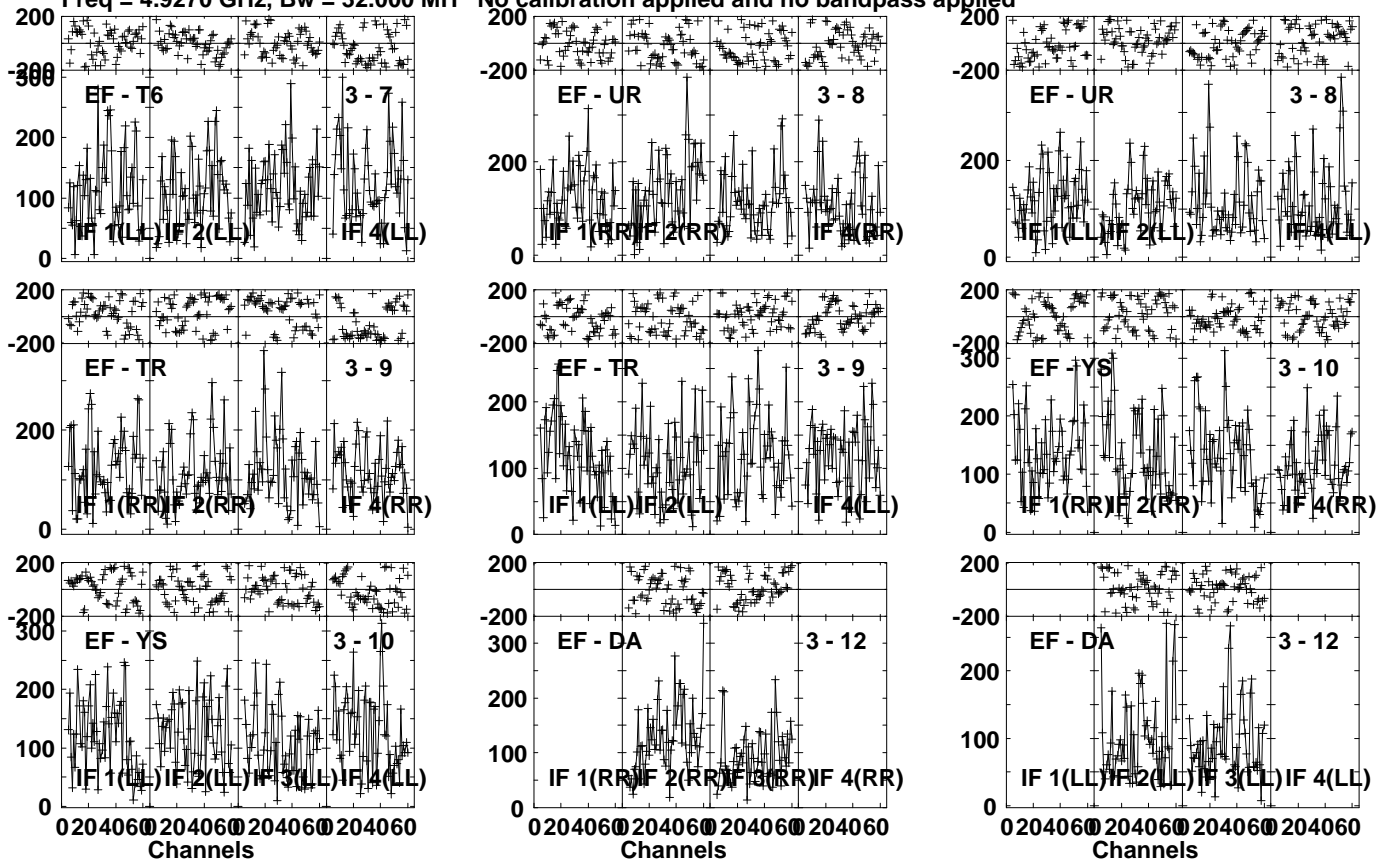
Lower frame: Micro Ampl Jy Top frame: Phas deg
Vector averaged cross-power spectrum Several baselines displayed
Timerange: 00/10:42:31 to 00/10:47:00

Plot file version 230 created 13-FEB-2023 17:06:30

EW02900 EW029D 1.UVDATA.1

Freq = 4.9270 GHz, Bw = 32.000 MH

No calibration applied and no bandpass applied

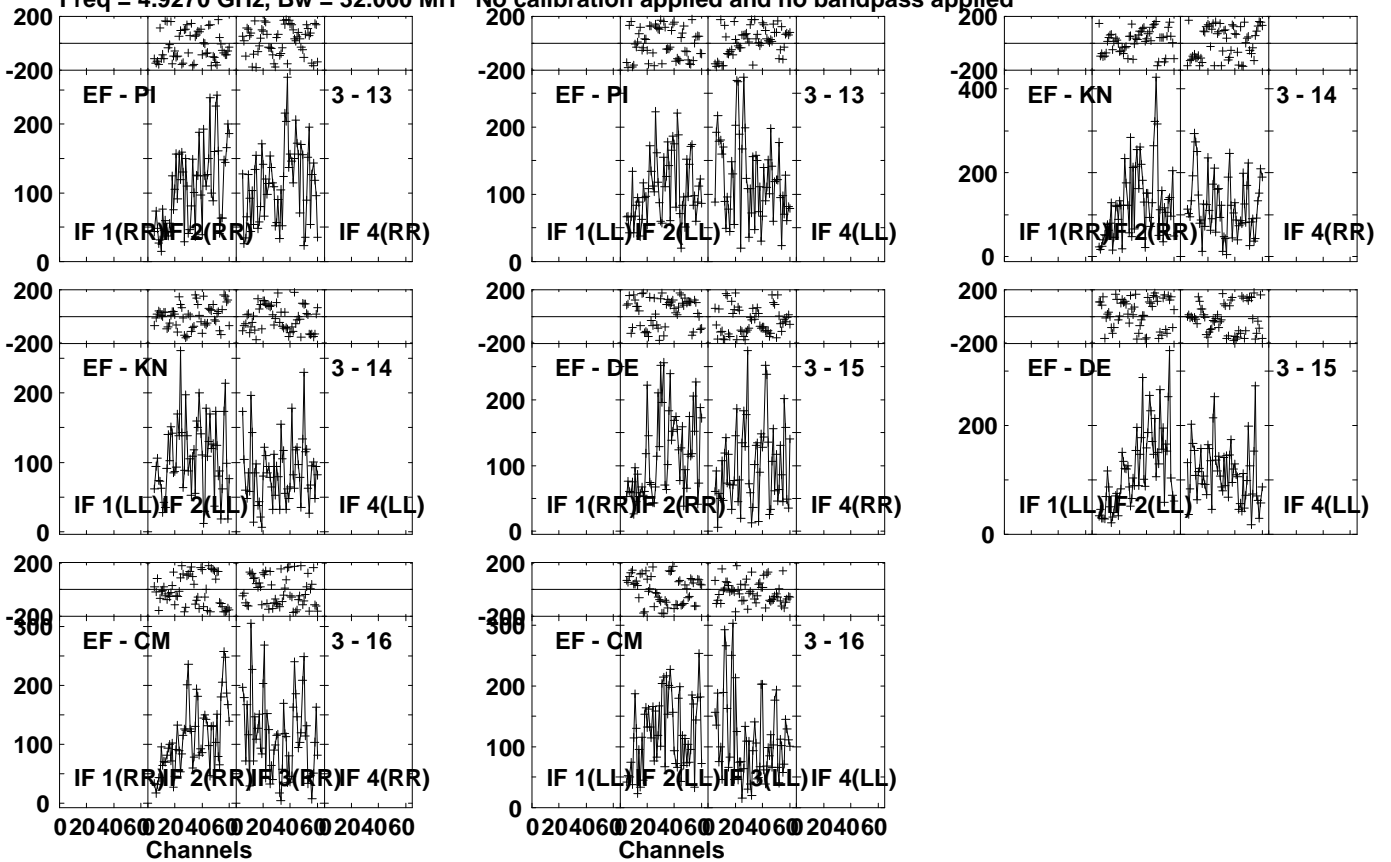


Lower frame: Micro Ampl Jy Top frame: Phas deg
Vector averaged cross-power spectrum Several baselines displayed
Timerange: 00/10:42:31 to 00/10:47:00

Plot file version 231 created 13-FEB-2023 17:06:31

EW02900 EW029D 1.UVDATA.1

Freq = 4.9270 GHz, Bw = 32.000 MH No calibration applied and no bandpass applied



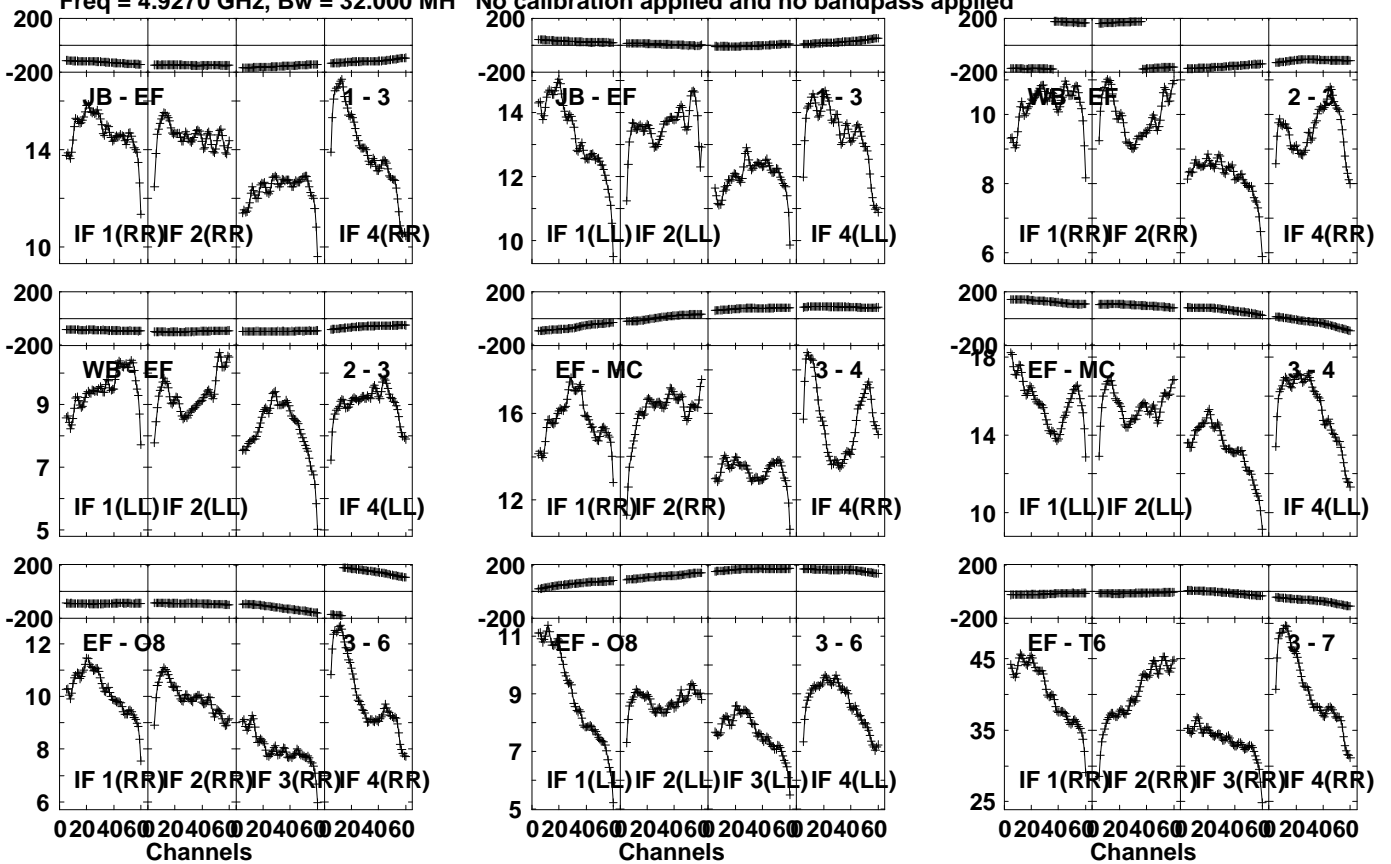
Lower frame: Micro Ampl Jy Top frame: Phas deg
Vector averaged cross-power spectrum Several baselines displayed
Timerange: 00/10:42:31 to 00/10:47:00

Plot file version 232 created 13-FEB-2023 17:06:31

J0958+65 EW029D 1.UVDATA.1

Freq = 4.9270 GHz, Bw = 32.000 MH

No calibration applied and no bandpass applied

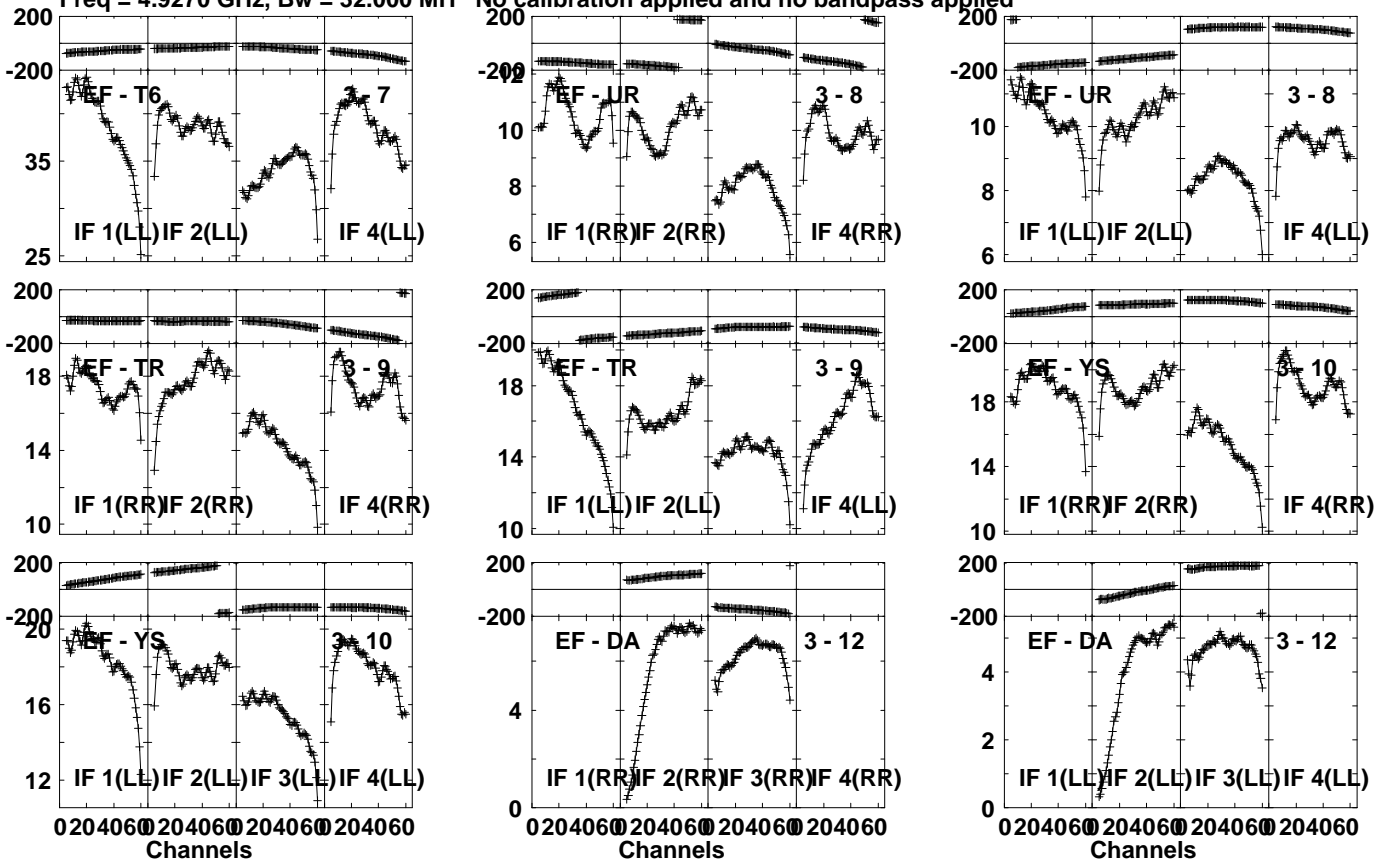


Lower frame: Milli Ampl Jy Top frame: Phas deg
Vector averaged cross-power spectrum Several baselines displayed
Timerange: 00/10:47:00 to 00/10:49:30

Plot file version 233 created 13-FEB-2023 17:06:31

J0958+65 EW029D 1.UVDATA.1

Freq = 4.9270 GHz, Bw = 32.000 MH No calibration applied and no bandpass applied



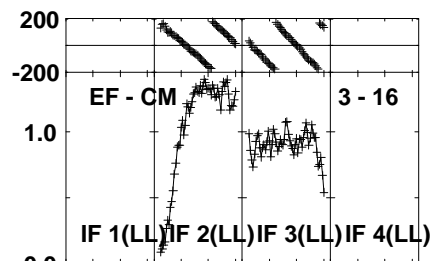
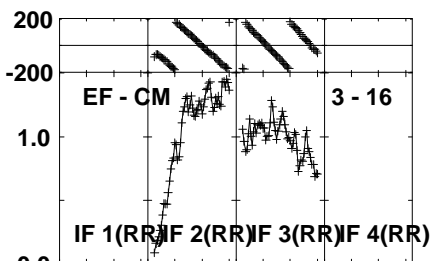
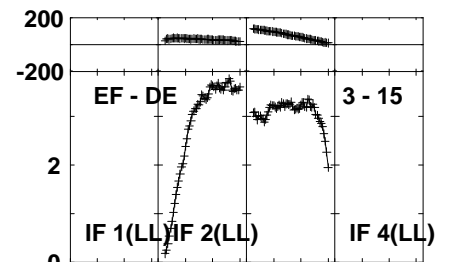
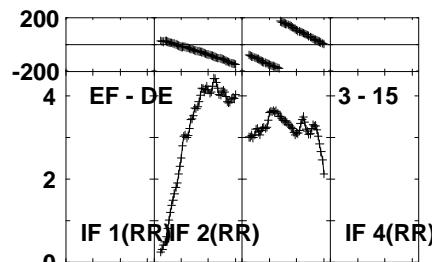
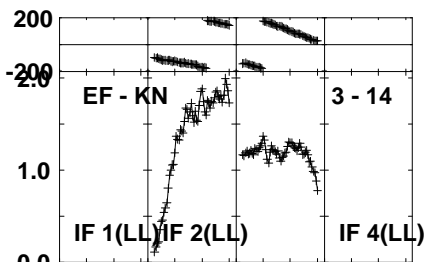
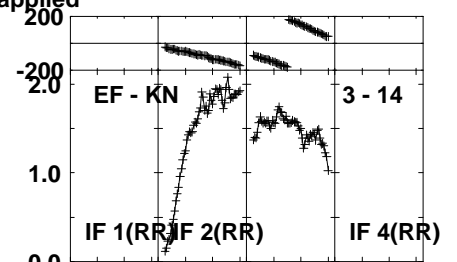
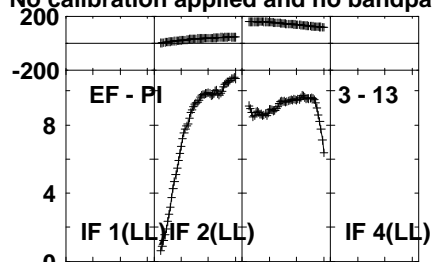
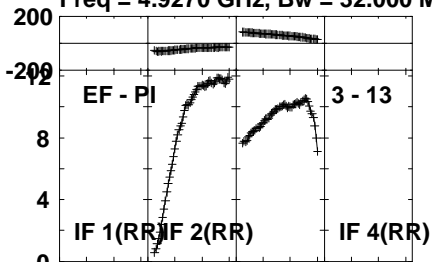
Lower frame: Milli Ampl Jy Top frame: Phas deg
Vector averaged cross-power spectrum Several baselines displayed
Timerange: 00/10:47:00 to 00/10:49:30

Plot file version 234 created 13-FEB-2023 17:06:31

J0958+65 EW029D 1.UVDATA.1

Freq = 4.9270 GHz, Bw = 32.000 MH

No calibration applied and no bandpass applied



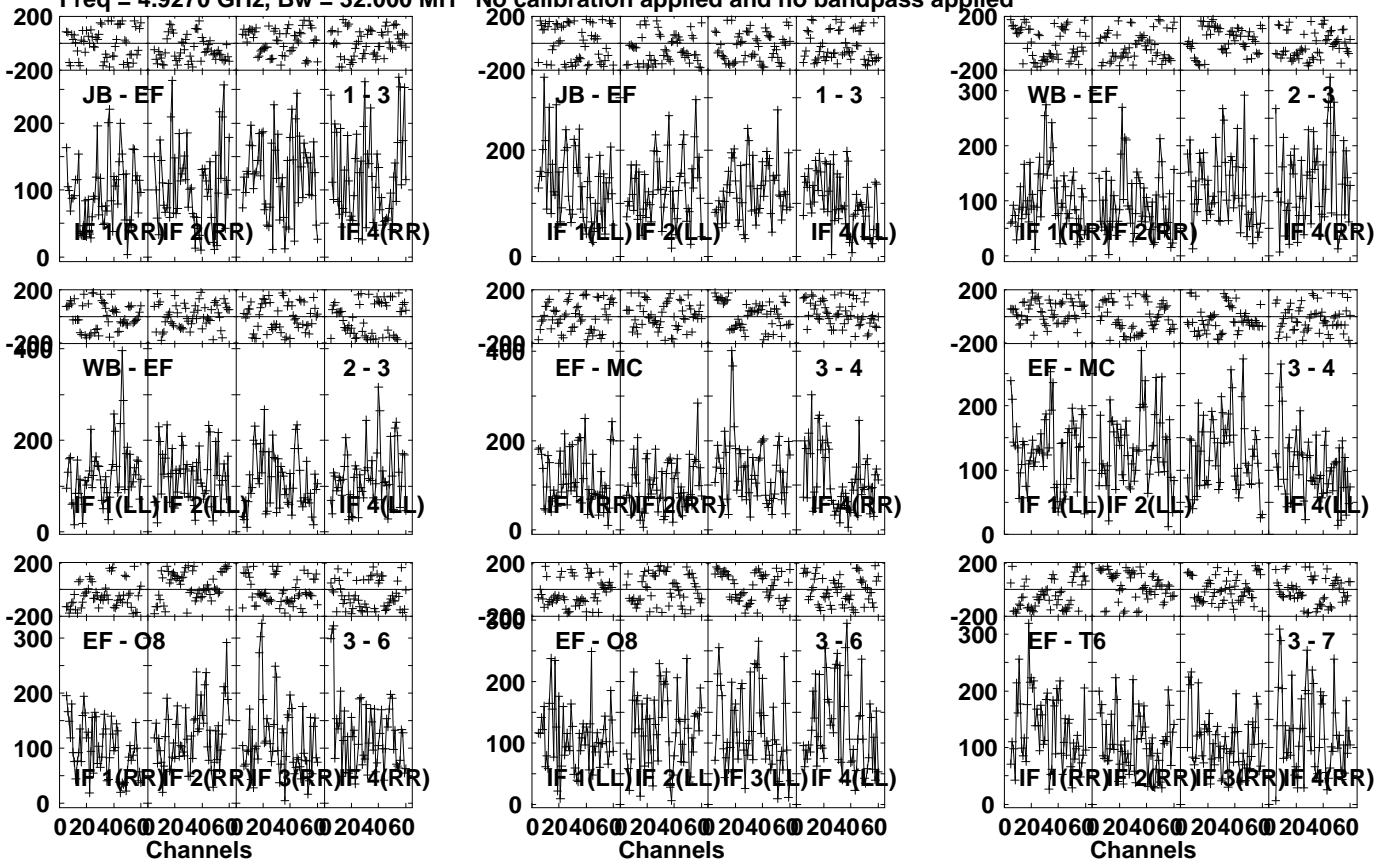
Lower frame: Milli Ampl Jy Top frame: Phas deg
Vector averaged cross-power spectrum Several baselines displayed
Timerange: 00/10:47:00 to 00/10:49:30

Plot file version 235 created 13-FEB-2023 17:06:31

EW02900 EW029D 1.UVDATA.1

Freq = 4.9270 GHz, Bw = 32.000 MH

No calibration applied and no bandpass applied

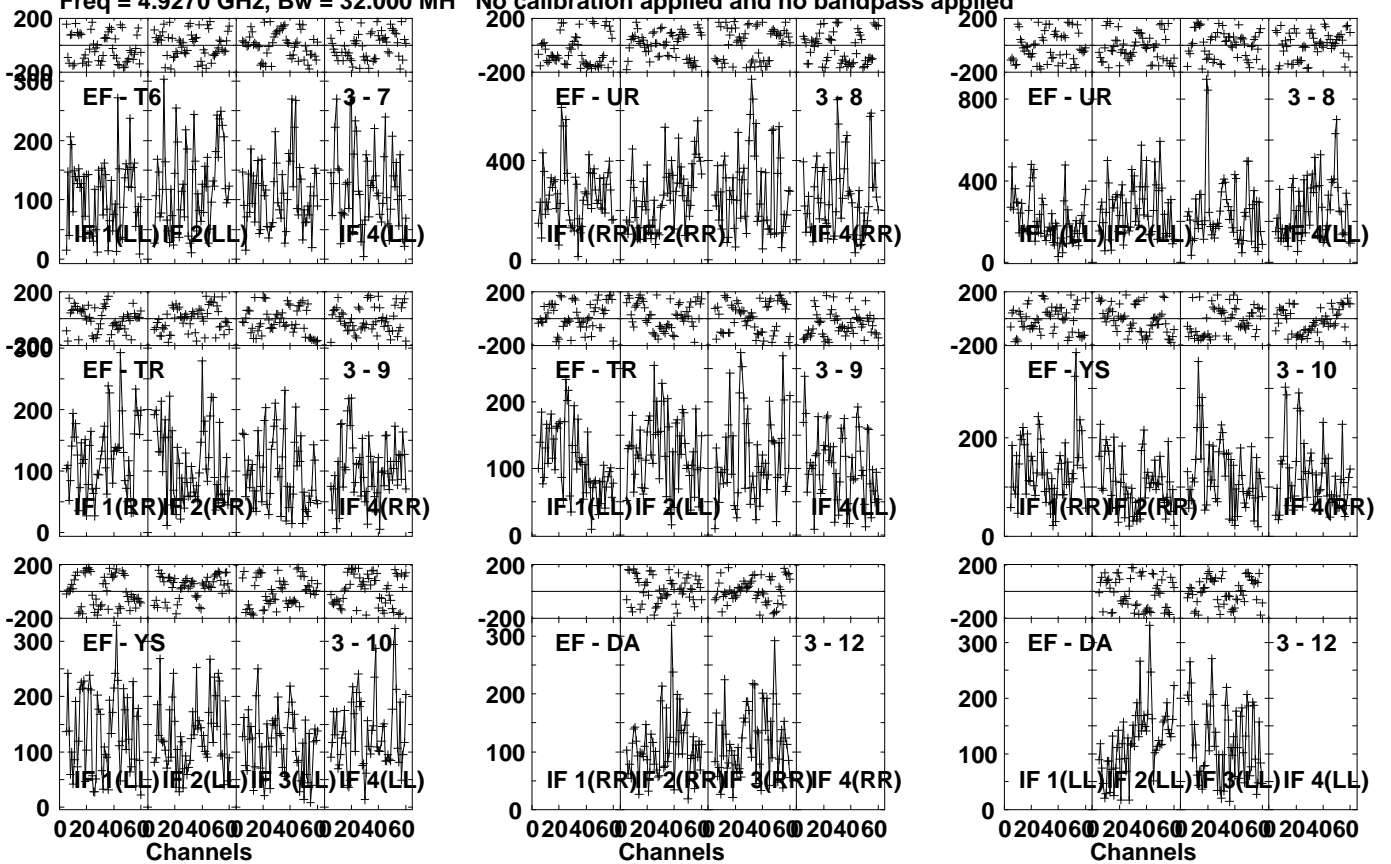


Lower frame: Micro Ampl Jy Top frame: Phas deg
Vector averaged cross-power spectrum Several baselines displayed
Timerange: 00/10:49:31 to 00/10:53:59

Plot file version 236 created 13-FEB-2023 17:06:31

EW02900 EW029D 1.UVDATA.1

Freq = 4.9270 GHz, Bw = 32.000 MH No calibration applied and no bandpass applied



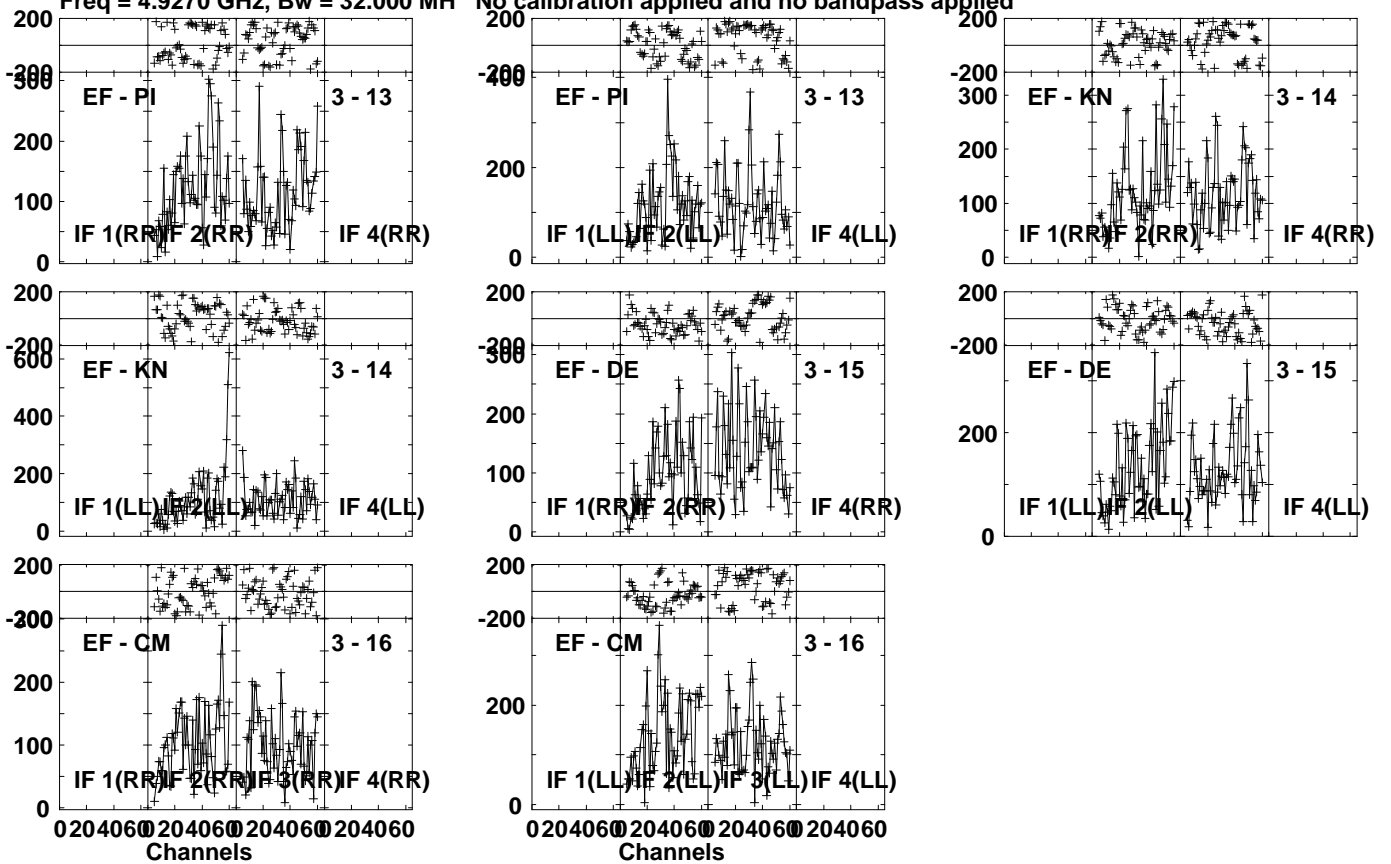
Lower frame: Micro Ampl Jy Top frame: Phas deg
Vector averaged cross-power spectrum Several baselines displayed
Timerange: 00/10:49:31 to 00/10:53:59

Plot file version 237 created 13-FEB-2023 17:06:32

EW02900 EW029D 1.UVDATA.1

Freq = 4.9270 GHz, Bw = 32.000 MH

No calibration applied and no bandpass applied



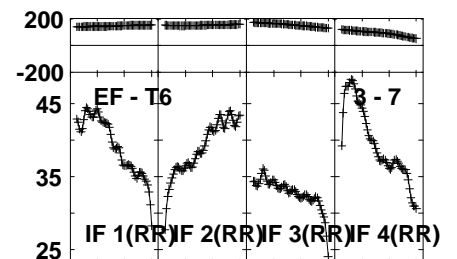
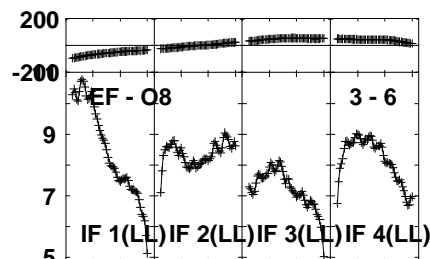
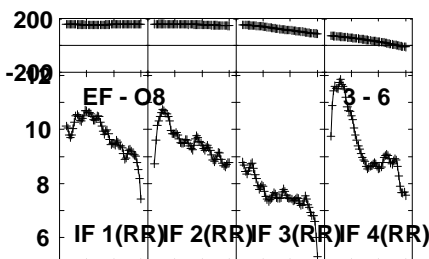
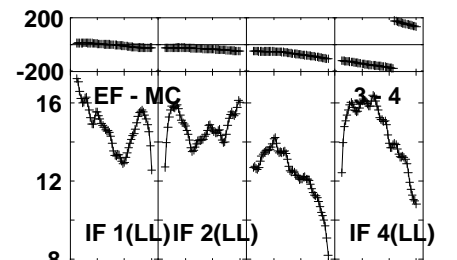
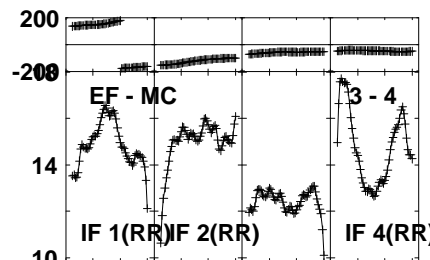
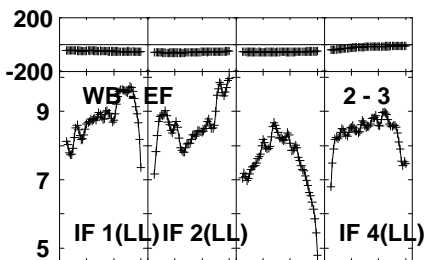
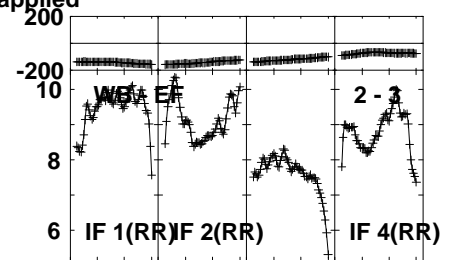
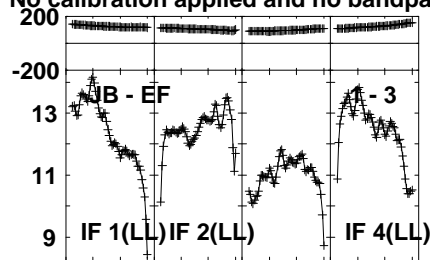
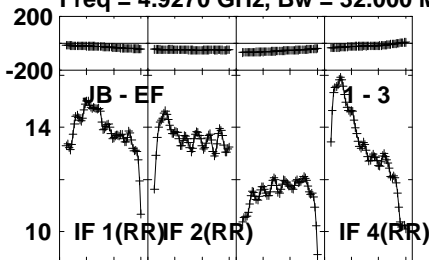
Lower frame: Micro Ampl Jy Top frame: Phas deg
Vector averaged cross-power spectrum Several baselines displayed
Timerange: 00/10:49:31 to 00/10:53:59

Plot file version 238 created 13-FEB-2023 17:06:32

J0958+65 EW029D 1.UVDATA.1

Freq = 4.9270 GHz, Bw = 32.000 MH

No calibration applied and no bandpass applied



020406@20406@20406@20406@
Channels

020406@20406@20406@20406@
Channels

020406@20406@20406@20406@
Channels

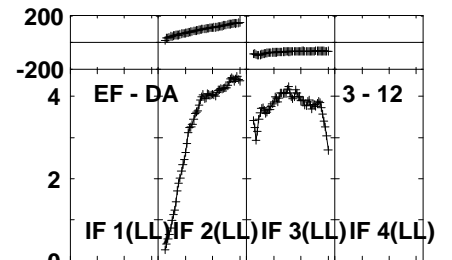
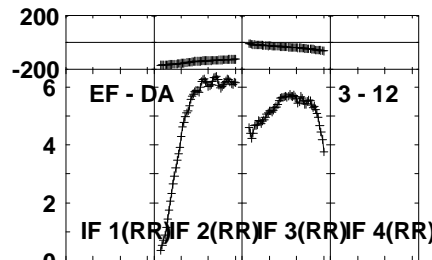
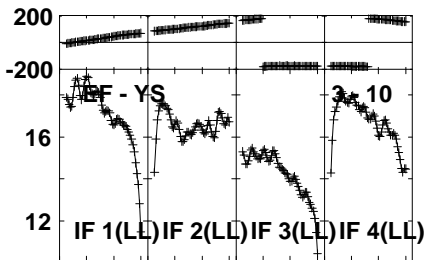
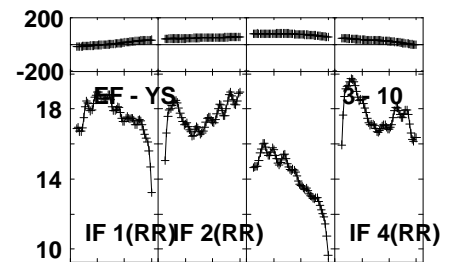
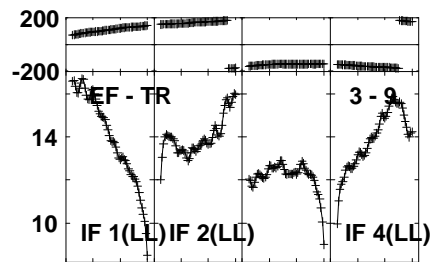
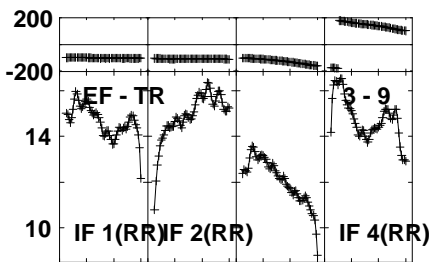
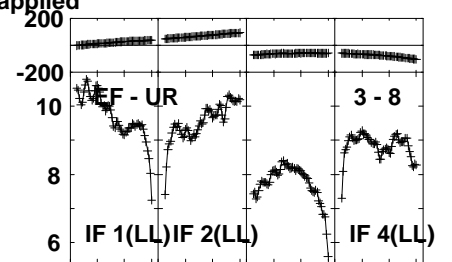
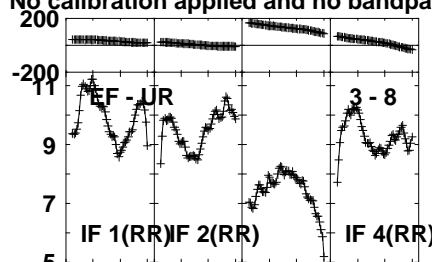
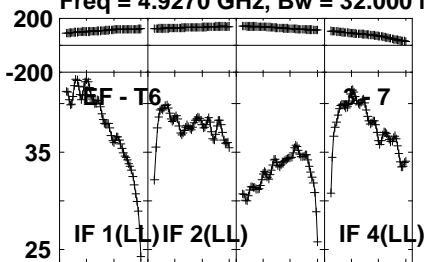
Lower frame: Milli Ampl Jy Top frame: Phas deg
Vector averaged cross-power spectrum Several baselines displayed
Timerange: 00/10:54:51 to 00/10:56:30

Plot file version 239 created 13-FEB-2023 17:06:32

J0958+65 EW029D 1.UVDATA.1

Freq = 4.9270 GHz, Bw = 32.000 MH

No calibration applied and no bandpass applied



0204060 204060 204060 204060
Channels

0204060 204060 204060 204060
Channels

0204060 204060 204060 204060
Channels

Lower frame: Milli Ampl Jy Top frame: Phas deg

Vector averaged cross-power spectrum Several baselines displayed

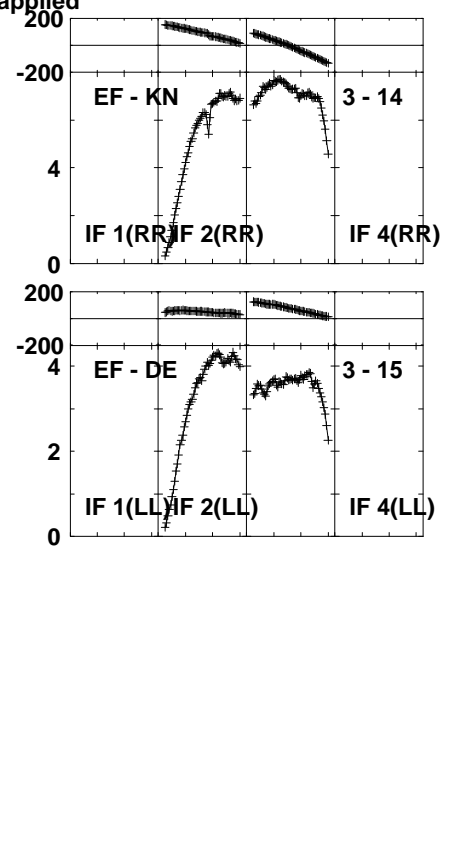
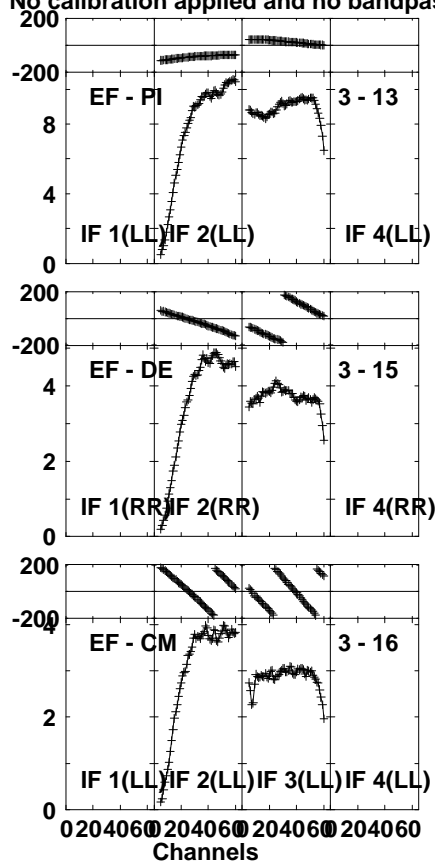
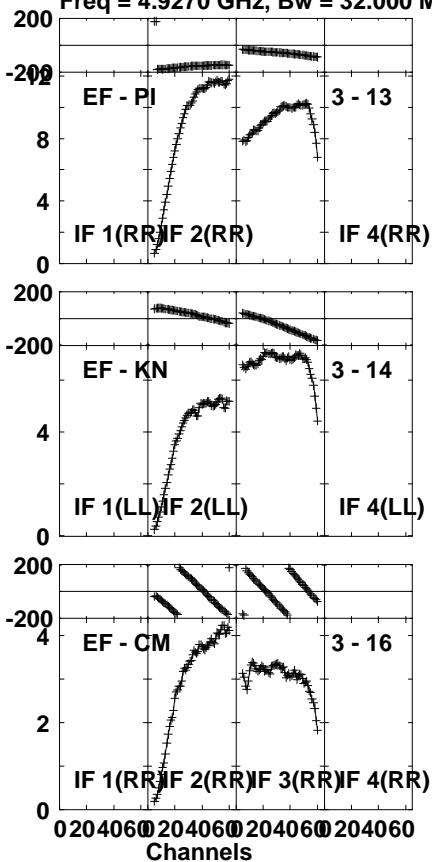
Timerange: 00/10:54:51 to 00/10:56:30

Plot file version 240 created 13-FEB-2023 17:06:32

J0958+65 EW029D 1.UVDATA.1

Freq = 4.9270 GHz, Bw = 32.000 MH

No calibration applied and no bandpass applied

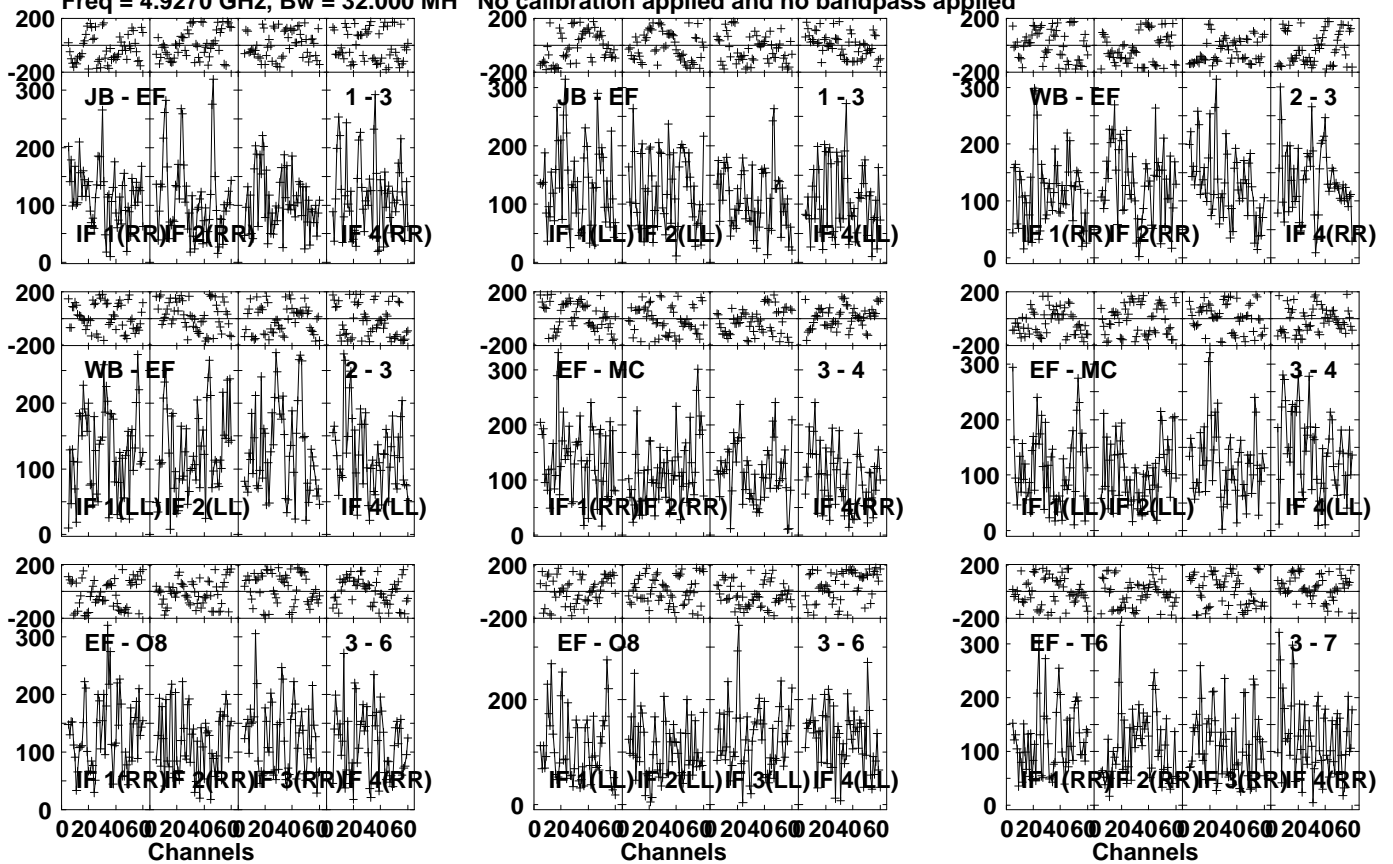


Lower frame: Milli Ampl Jy Top frame: Phas deg
Vector averaged cross-power spectrum Several baselines displayed
Timerange: 00/10:54:51 to 00/10:56:30

Plot file version 241 created 13-FEB-2023 17:06:32

EW02900 EW029D 1.UVDATA.1

Freq = 4.9270 GHz, Bw = 32.000 MH No calibration applied and no bandpass applied

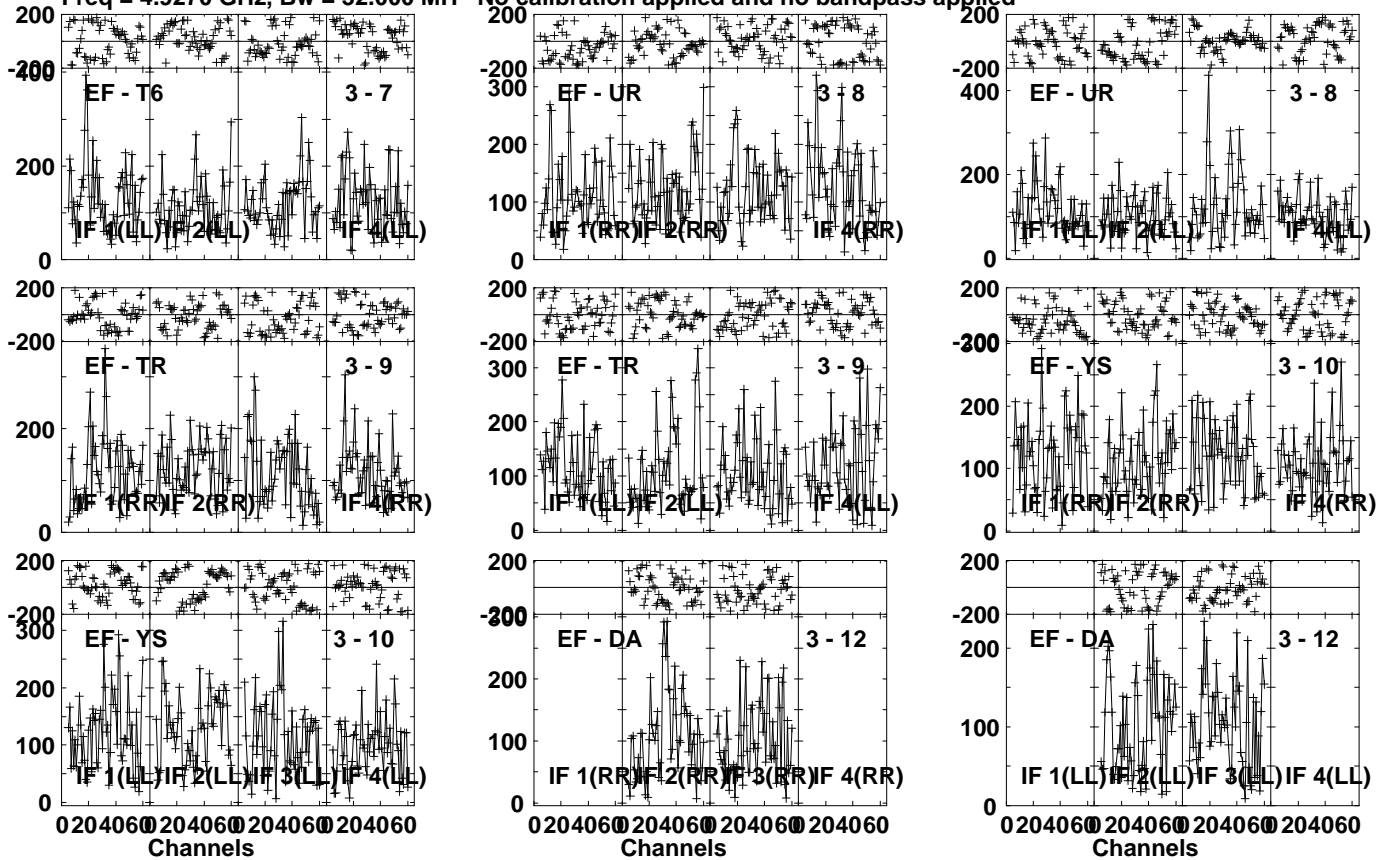


Lower frame: Micro Ampl Jy Top frame: Phas deg
Vector averaged cross-power spectrum Several baselines displayed
Timerange: 00/10:56:31 to 00/11:00:59

Plot file version 242 created 13-FEB-2023 17:06:32

EW02900 EW029D 1.UVDATA.1

Freq = 4.9270 GHz, Bw = 32.000 MH No calibration applied and no bandpass applied

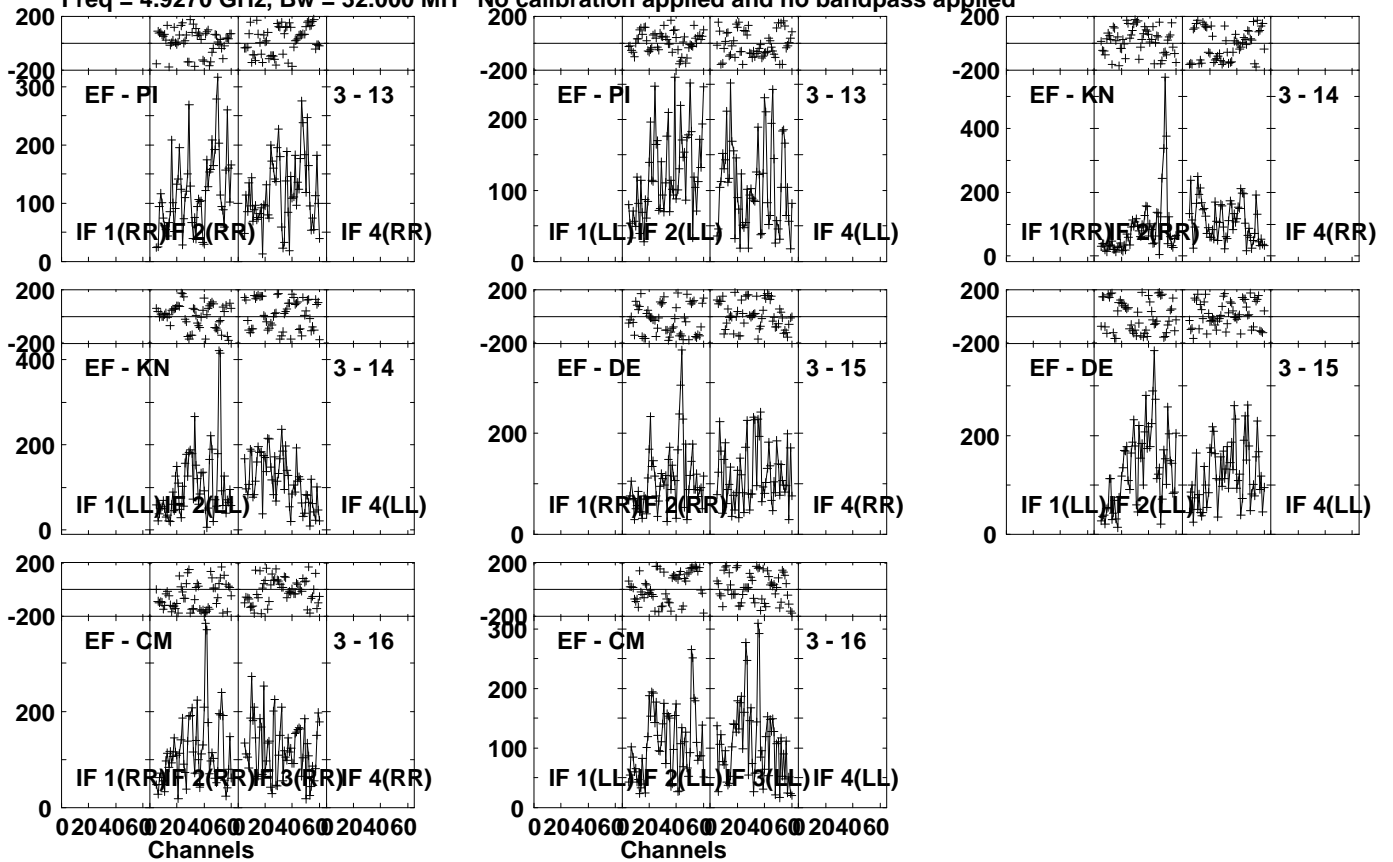


Lower frame: Micro Ampl Jy Top frame: Phas deg
Vector averaged cross-power spectrum Several baselines displayed
Timerange: 00/10:56:31 to 00/11:00:59

Plot file version 243 created 13-FEB-2023 17:06:33

EW02900 EW029D 1.UVDATA.1

Freq = 4.9270 GHz, Bw = 32.000 MH No calibration applied and no bandpass applied



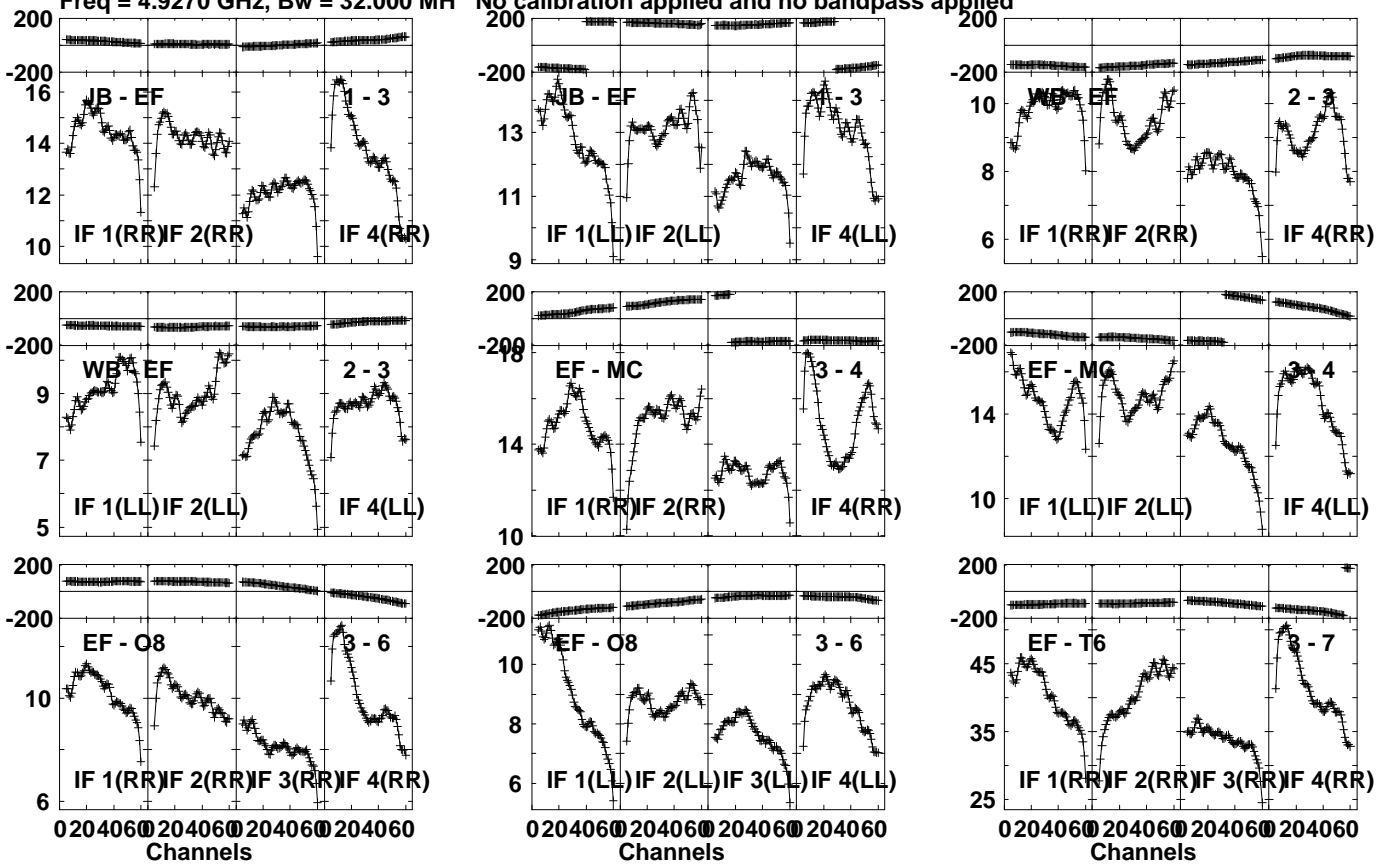
Lower frame: Micro Ampl Jy Top frame: Phas deg
Vector averaged cross-power spectrum Several baselines displayed
Timerange: 00/10:56:31 to 00/11:00:59

Plot file version 244 created 13-FEB-2023 17:06:33

J0958+65 EW029D 1.UVDATA.1

Freq = 4.9270 GHz, Bw = 32.000 MH

No calibration applied and no bandpass applied

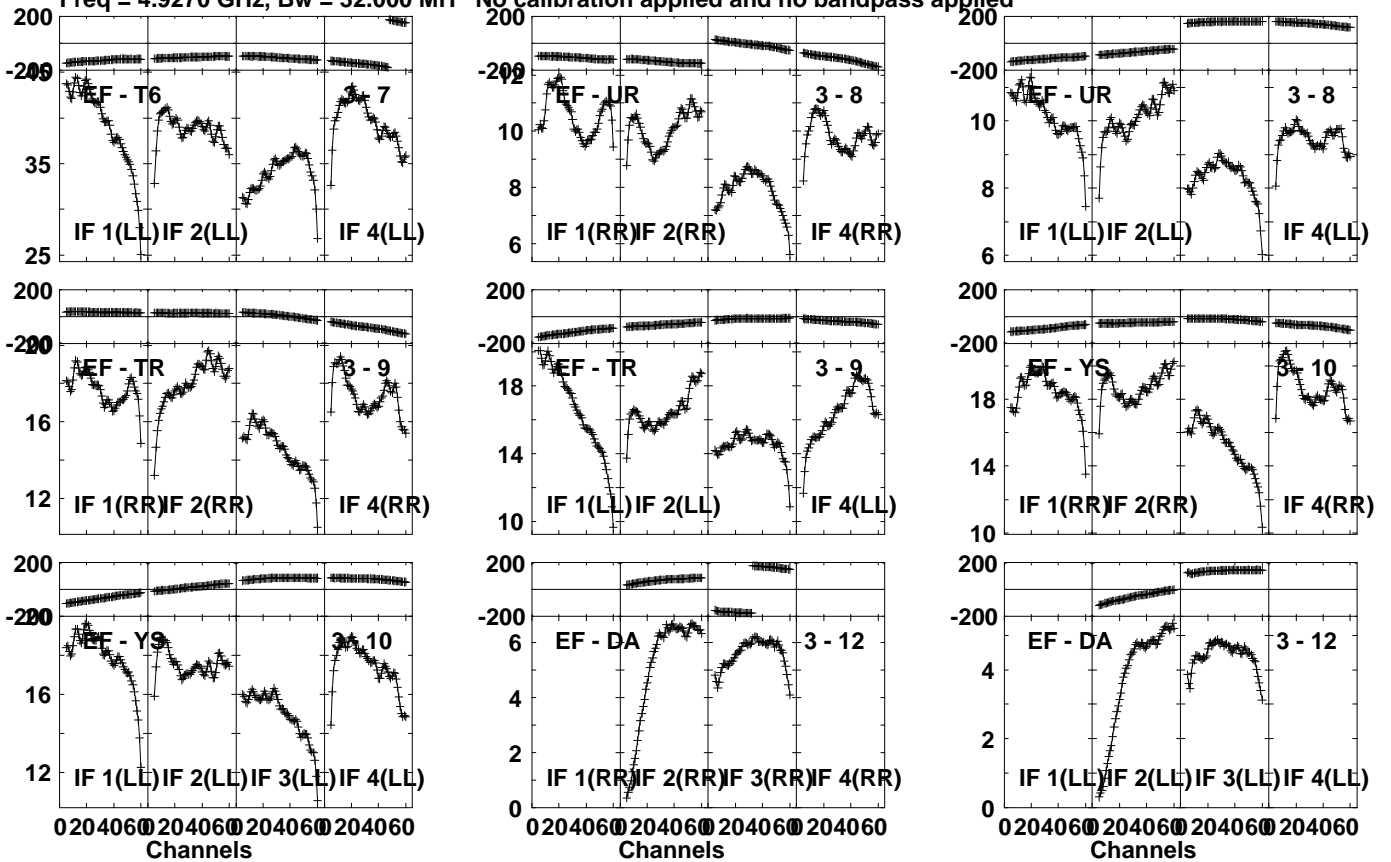


Lower frame: Milli Ampl Jy Top frame: Phas deg
Vector averaged cross-power spectrum Several baselines displayed
Timerange: 00/11:01:50 to 00/11:03:29

Plot file version 245 created 13-FEB-2023 17:06:33

J0958+65 EW029D 1.UVDATA.1

Freq = 4.9270 GHz, Bw = 32.000 MH No calibration applied and no bandpass applied



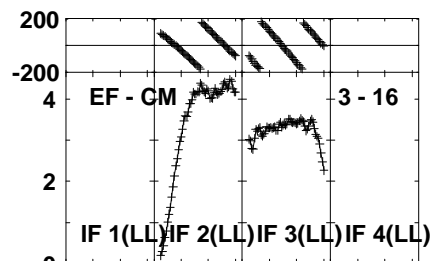
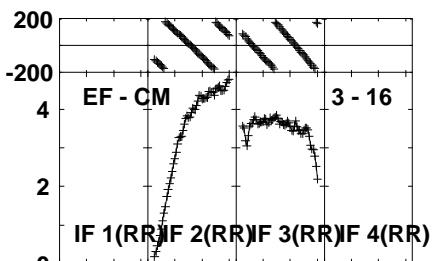
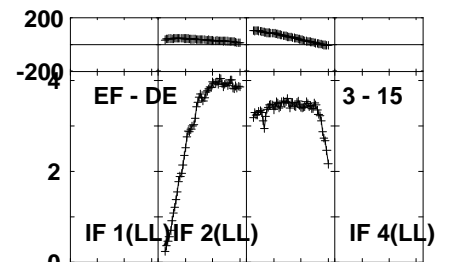
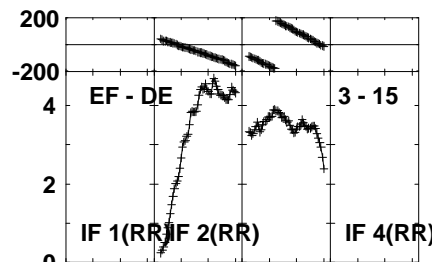
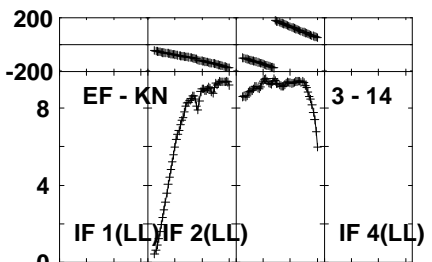
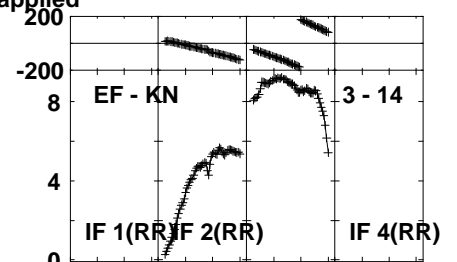
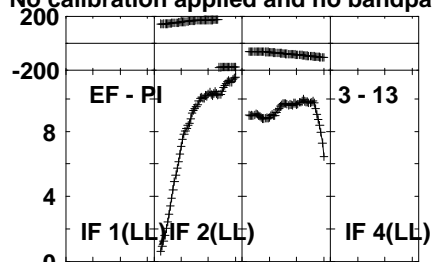
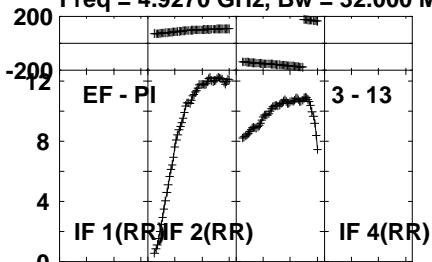
Lower frame: Milli Ampl Jy Top frame: Phas deg
Vector averaged cross-power spectrum Several baselines displayed
Timerange: 00/11:01:50 to 00/11:03:29

Plot file version 246 created 13-FEB-2023 17:06:33

J0958+65 EW029D 1.UVDATA.1

Freq = 4.9270 GHz, Bw = 32.000 MH

No calibration applied and no bandpass applied



0204060 204060 204060 204060
Channels

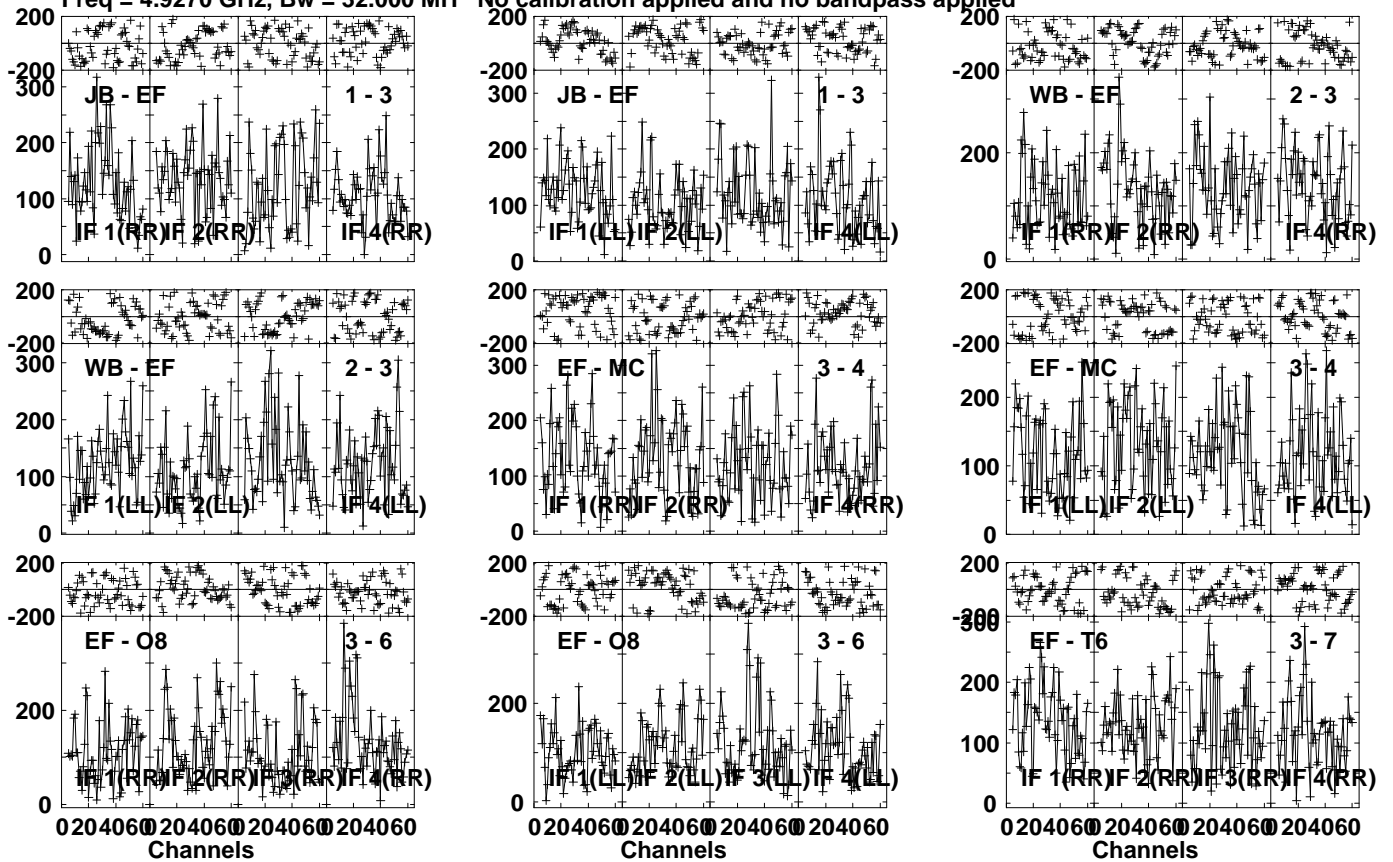
0204060 204060 204060 204060
Channels

Lower frame: Milli Ampl Jy Top frame: Phas deg
Vector averaged cross-power spectrum Several baselines displayed
Timerange: 00/11:01:50 to 00/11:03:29

Plot file version 247 created 13-FEB-2023 17:06:33

EW02900 EW029D 1.UVDATA.1

Freq = 4.9270 GHz, Bw = 32.000 MH No calibration applied and no bandpass applied

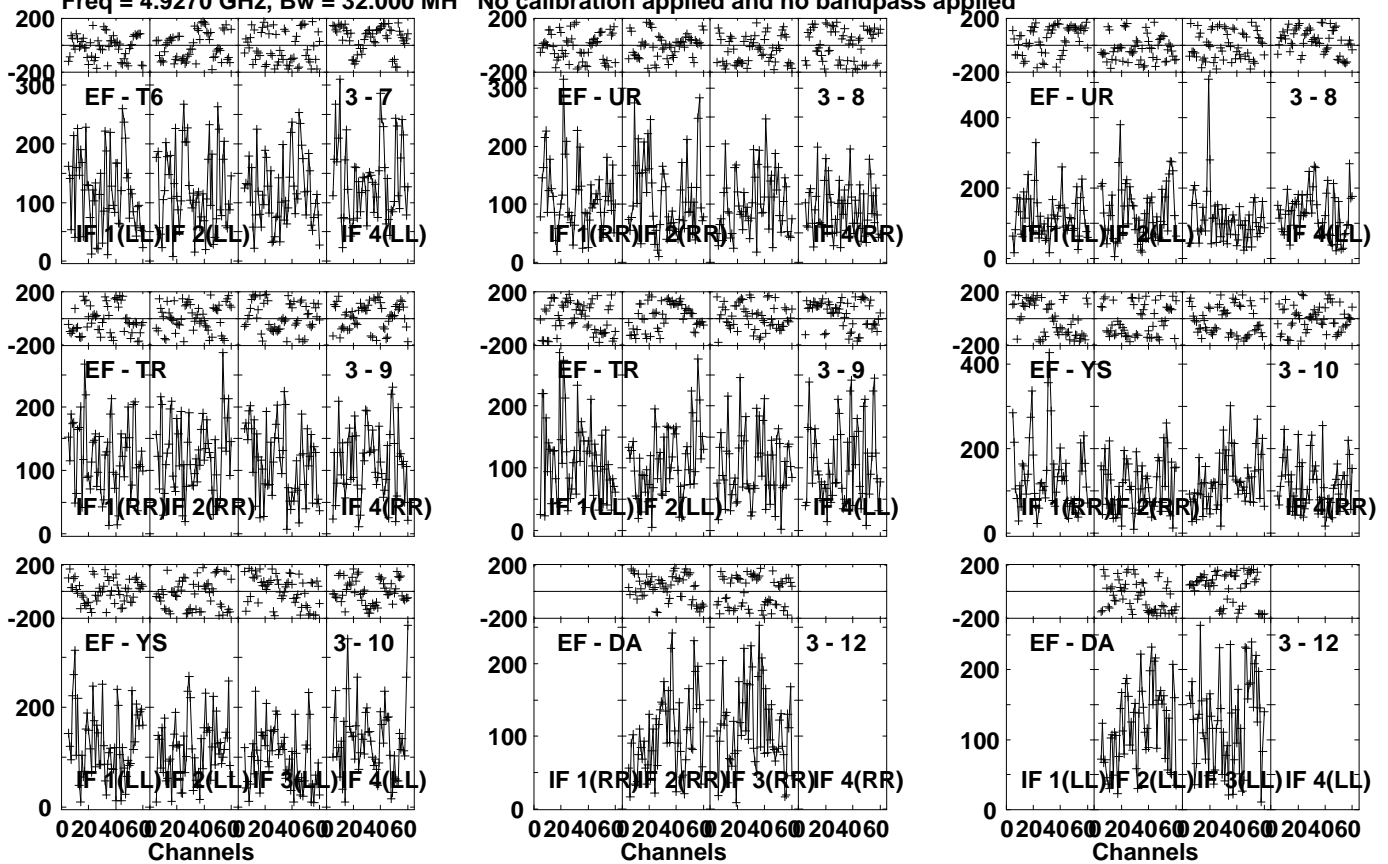


Lower frame: Micro Ampl Jy Top frame: Phas deg
Vector averaged cross-power spectrum Several baselines displayed
Timerange: 00/11:03:31 to 00/11:07:59

Plot file version 248 created 13-FEB-2023 17:06:33

EW02900 EW029D 1.UVDATA.1

Freq = 4.9270 GHz, Bw = 32.000 MH No calibration applied and no bandpass applied



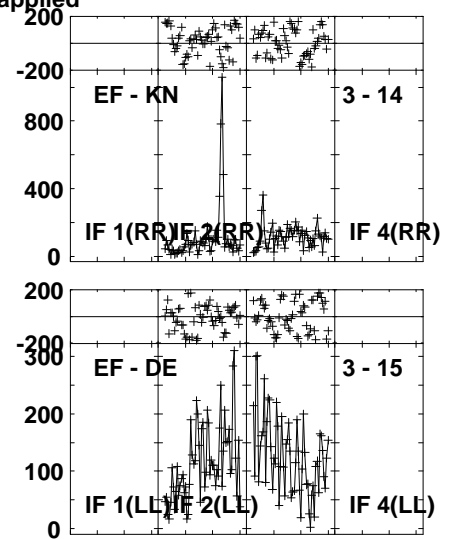
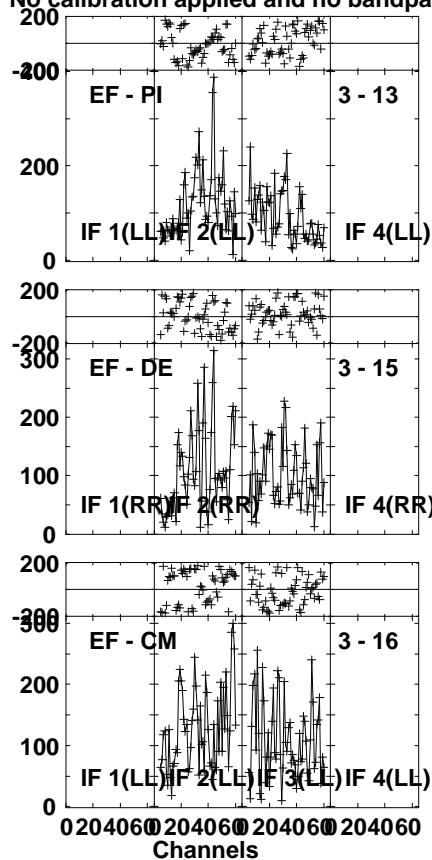
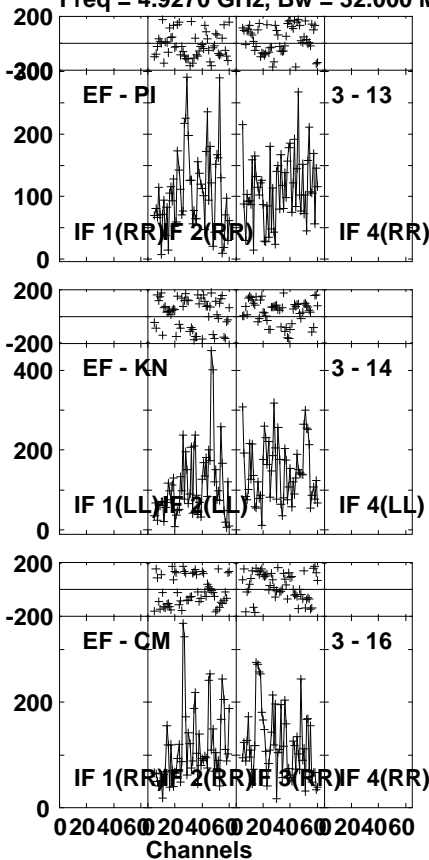
Lower frame: Micro Ampl Jy Top frame: Phas deg
Vector averaged cross-power spectrum Several baselines displayed
Timerange: 00/11:03:31 to 00/11:07:59

Plot file version 249 created 13-FEB-2023 17:06:33

EW02900 EW029D 1.UVDATA.1

Freq = 4.9270 GHz, Bw = 32.000 MH

No calibration applied and no bandpass applied



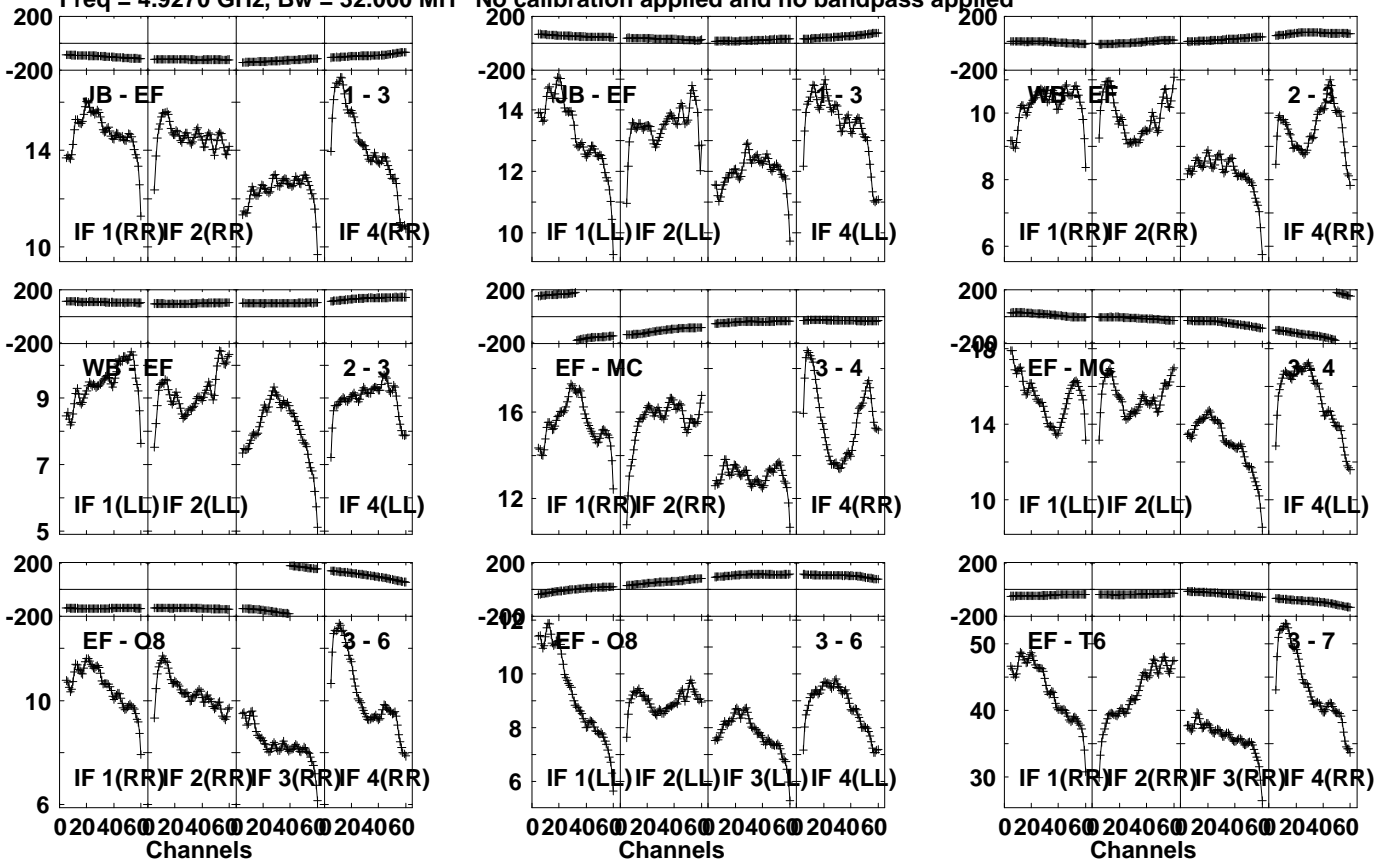
Lower frame: Micro Ampl Jy Top frame: Phas deg
Vector averaged cross-power spectrum Several baselines displayed
Timerange: 00/11:03:31 to 00/11:07:59

Plot file version 250 created 13-FEB-2023 17:06:34

J0958+65 EW029D 1.UVDATA.1

Freq = 4.9270 GHz, Bw = 32.000 MH

No calibration applied and no bandpass applied



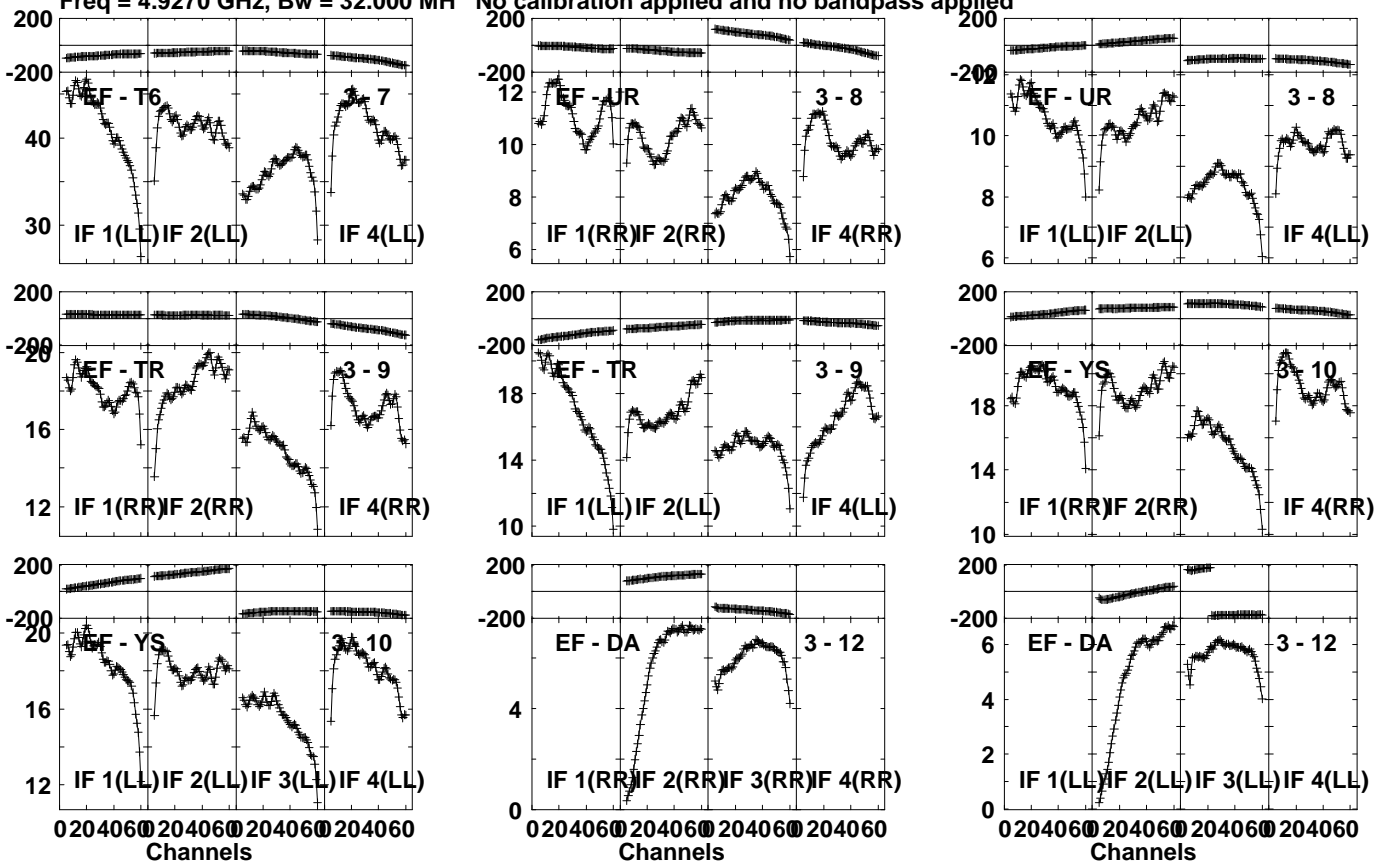
Lower frame: Milli Ampl Jy Top frame: Phas deg
 Vector averaged cross-power spectrum Several baselines displayed
 Timerange: 00/11:08:01 to 00/11:10:29

Plot file version 251 created 13-FEB-2023 17:06:34

J0958+65 EW029D 1.UVDATA.1

Freq = 4.9270 GHz, Bw = 32.000 MH

No calibration applied and no bandpass applied



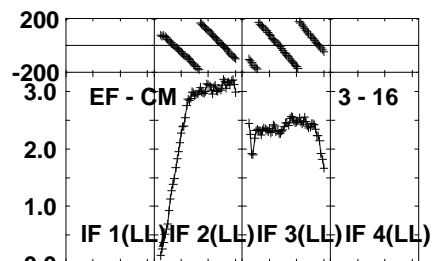
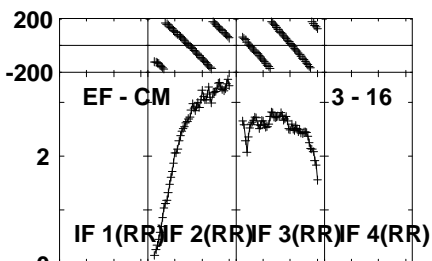
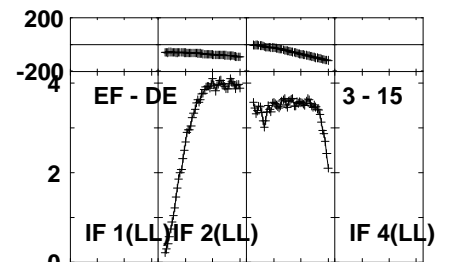
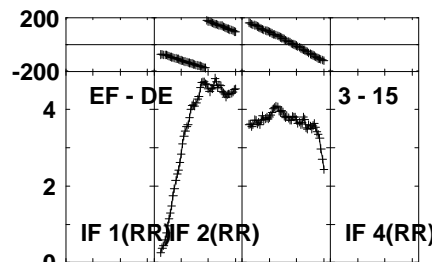
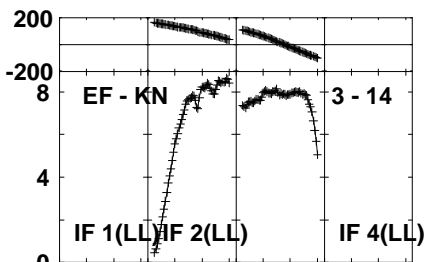
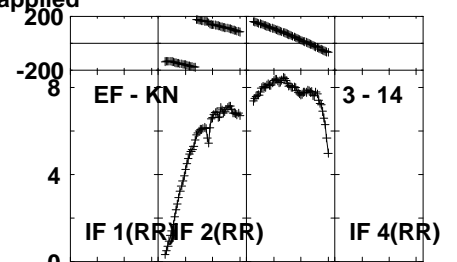
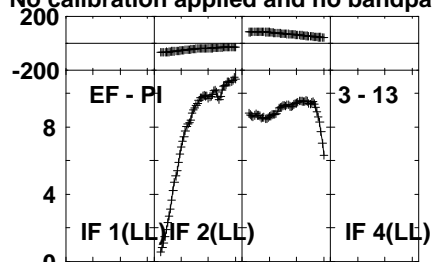
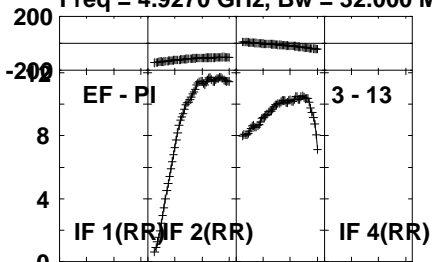
Lower frame: Milli Ampl Jy Top frame: Phas deg
Vector averaged cross-power spectrum Several baselines displayed
Timerange: 00/11:08:01 to 00/11:10:29

Plot file version 252 created 13-FEB-2023 17:06:34

J0958+65 EW029D 1.UVDATA.1

Freq = 4.9270 GHz, Bw = 32.000 MH

No calibration applied and no bandpass applied



Lower frame: Milli Ampl Jy Top frame: Phas deg

Vector averaged cross-power spectrum Several baselines displayed

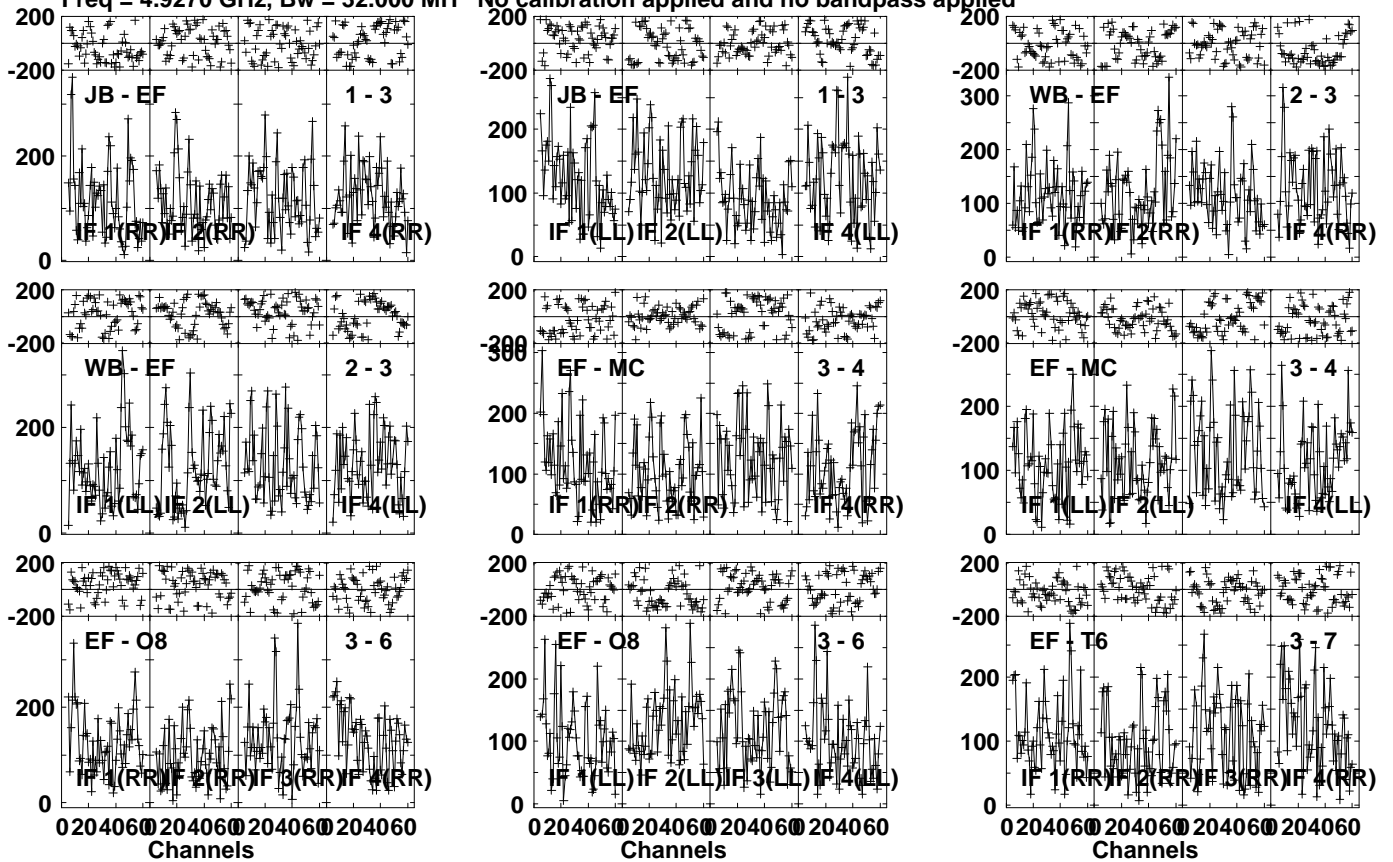
Timerange: 00/11:08:01 to 00/11:10:29

Plot file version 253 created 13-FEB-2023 17:06:34

EW02900 EW029D 1.UVDATA.1

Freq = 4.9270 GHz, Bw = 32.000 MH

No calibration applied and no bandpass applied



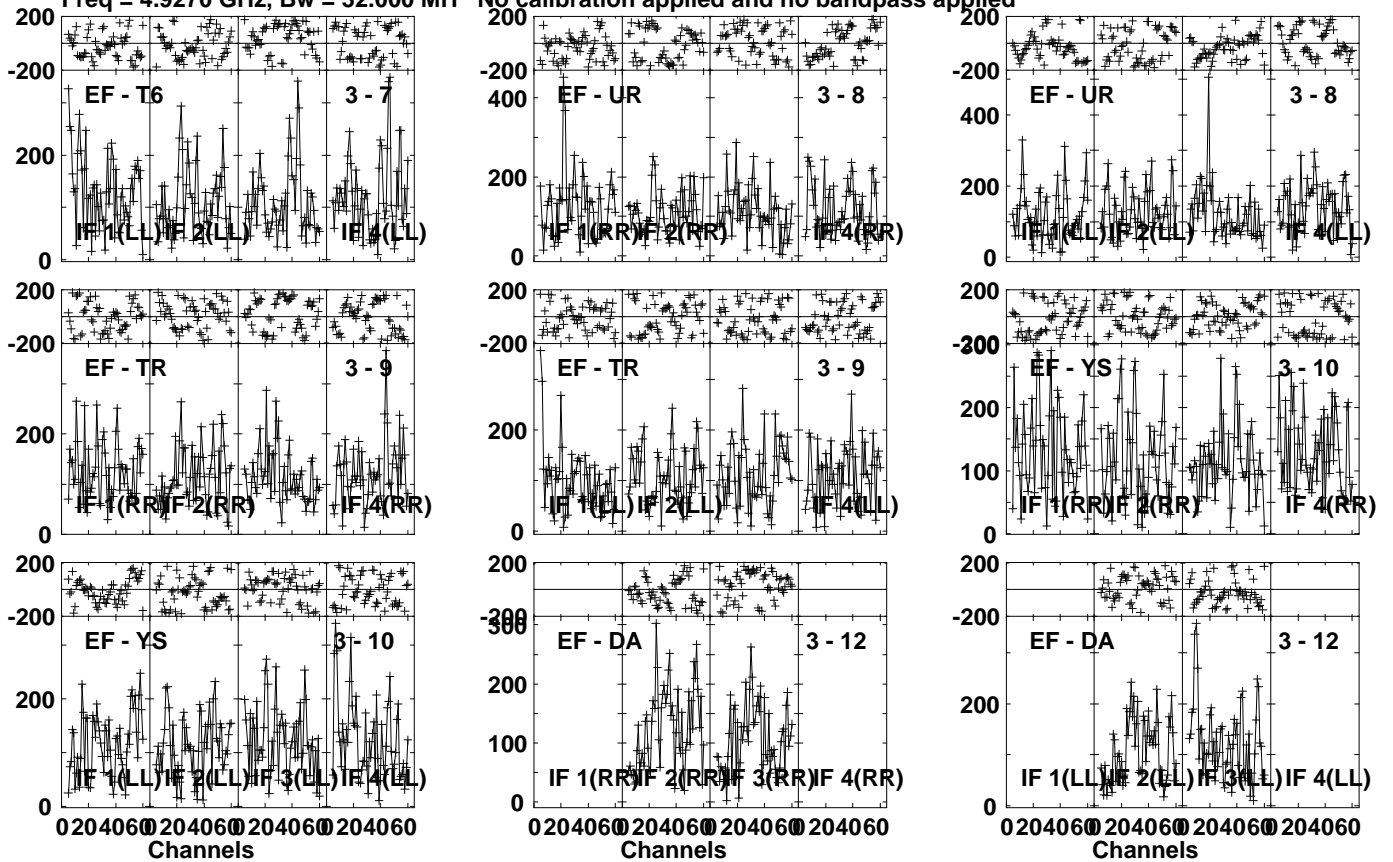
Lower frame: Micro Ampl Jy Top frame: Phas deg
Vector averaged cross-power spectrum Several baselines displayed
Timerange: 00/11:10:31 to 00/11:14:59

Plot file version 254 created 13-FEB-2023 17:06:34

EW02900 EW029D 1.UVDATA.1

Freq = 4.9270 GHz, Bw = 32.000 MH

No calibration applied and no bandpass applied



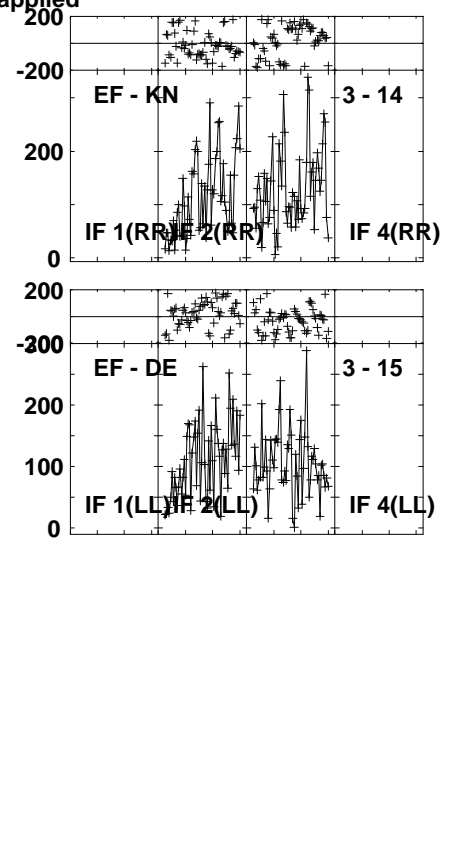
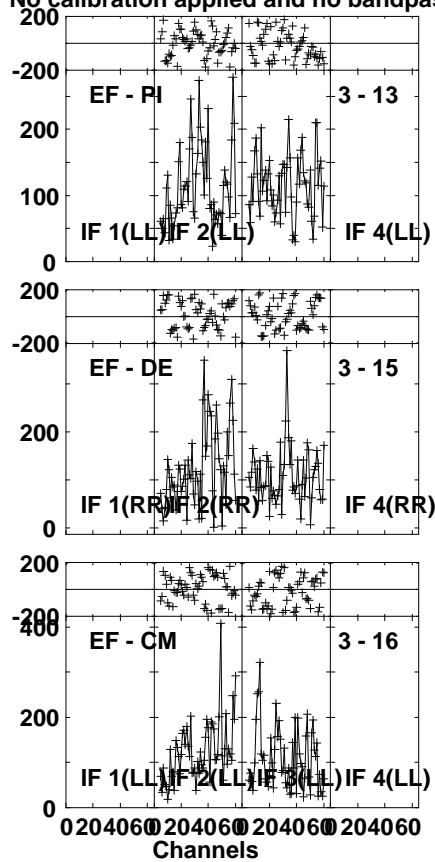
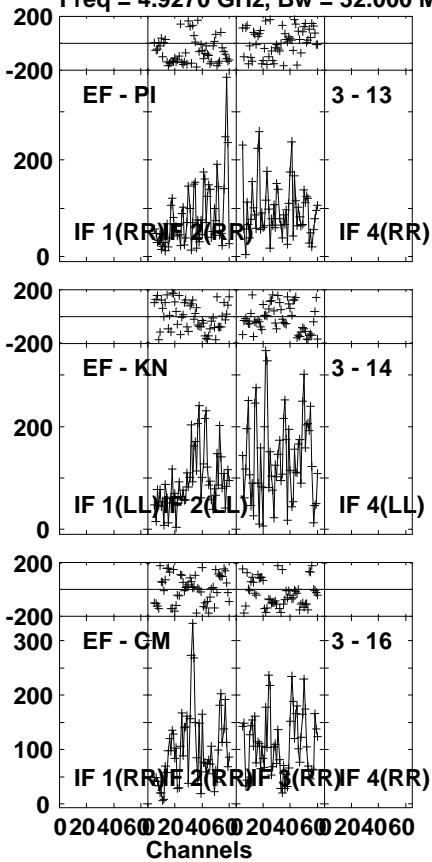
Lower frame: Micro Ampl Jy Top frame: Phas deg
Vector averaged cross-power spectrum Several baselines displayed
Timerange: 00/11:10:31 to 00/11:14:59

Plot file version 255 created 13-FEB-2023 17:06:34

EW02900 EW029D 1.UVDATA.1

Freq = 4.9270 GHz, Bw = 32.000 MH

No calibration applied and no bandpass applied



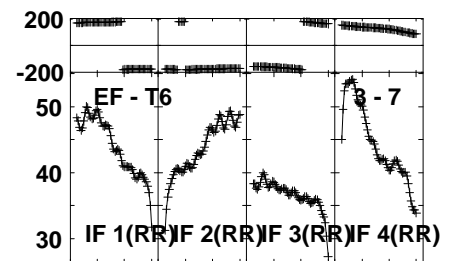
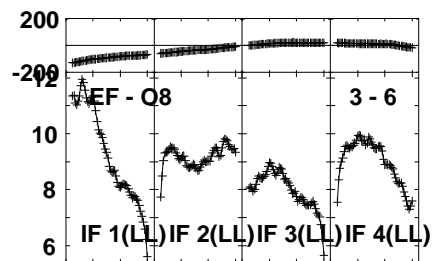
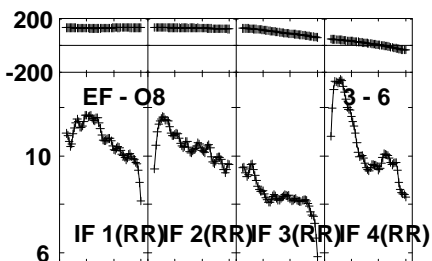
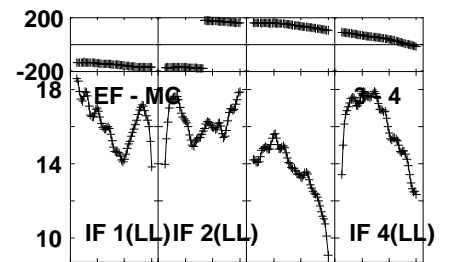
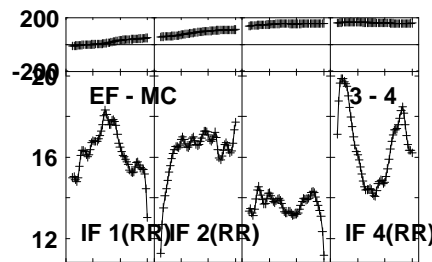
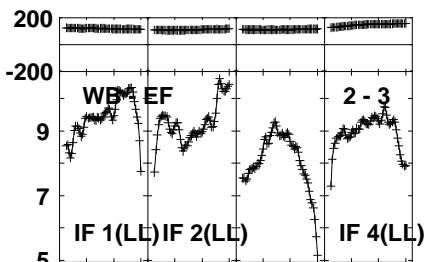
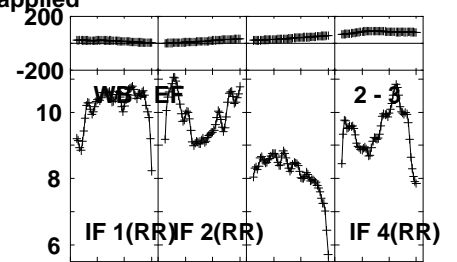
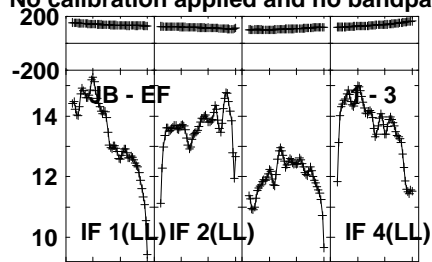
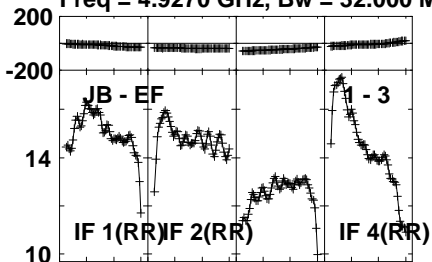
Lower frame: Micro Ampl Jy Top frame: Phas deg
Vector averaged cross-power spectrum Several baselines displayed
Timerange: 00/11:10:31 to 00/11:14:59

Plot file version 256 created 13-FEB-2023 17:06:35

J0958+65 EW029D 1.UVDATA.1

Freq = 4.9270 GHz, Bw = 32.000 MH

No calibration applied and no bandpass applied



0204060 204060 204060 204060
Channels

0204060 204060 204060 204060
Channels

0204060 204060 204060 204060
Channels

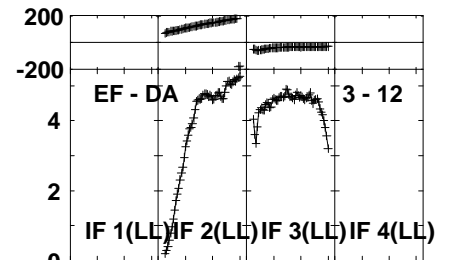
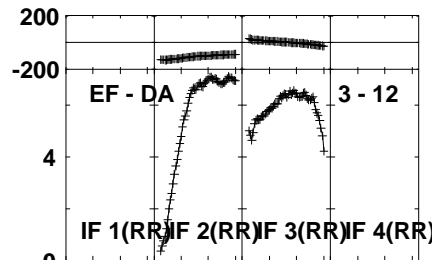
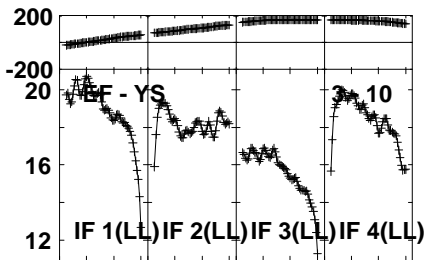
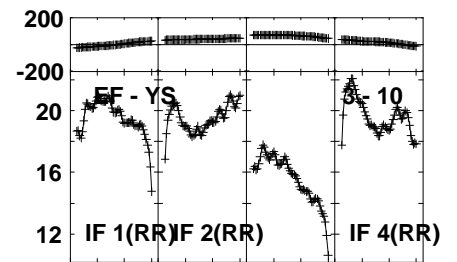
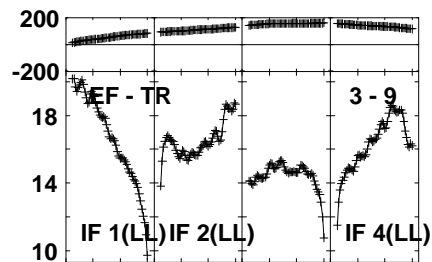
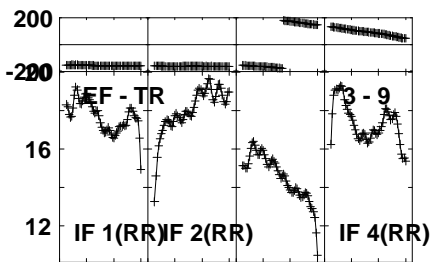
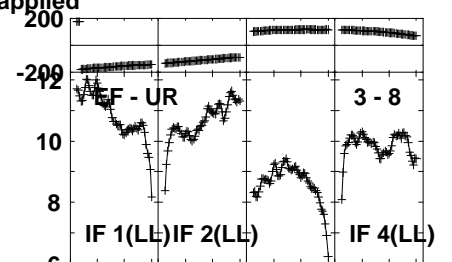
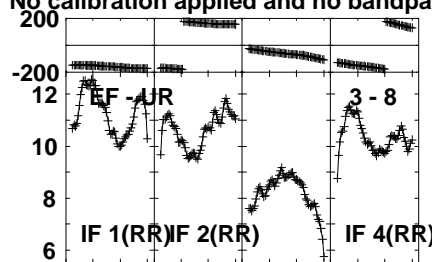
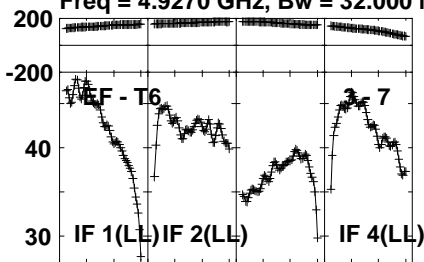
Lower frame: Milli Ampl Jy Top frame: Phas deg
Vector averaged cross-power spectrum Several baselines displayed
Timerange: 00/11:15:50 to 00/11:17:29

Plot file version 257 created 13-FEB-2023 17:06:35

J0958+65 EW029D 1.UVDATA.1

Freq = 4.9270 GHz, Bw = 32.000 MH

No calibration applied and no bandpass applied



0204060 204060 204060 204060
Channels

0204060 204060 204060 204060
Channels

0204060 204060 204060 204060
Channels

Lower frame: Milli Ampl Jy Top frame: Phas deg

Vector averaged cross-power spectrum Several baselines displayed

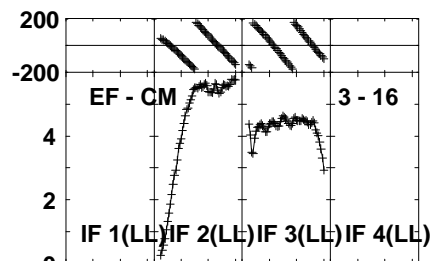
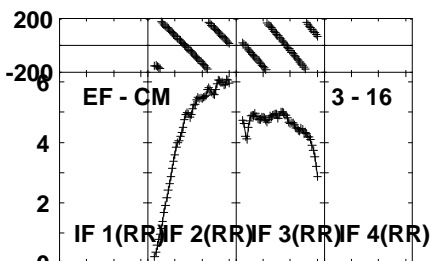
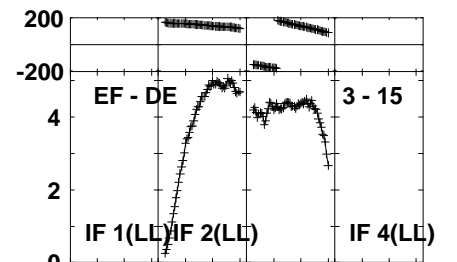
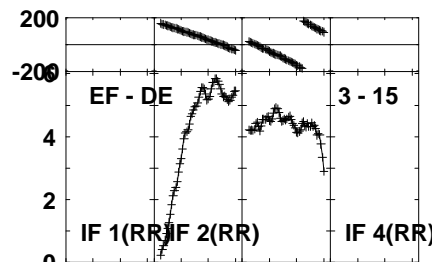
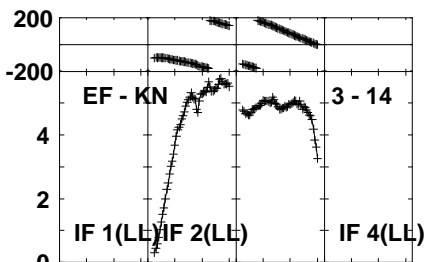
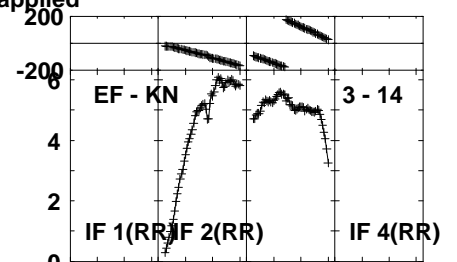
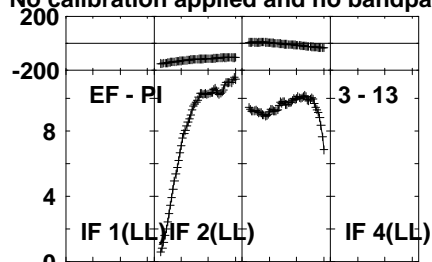
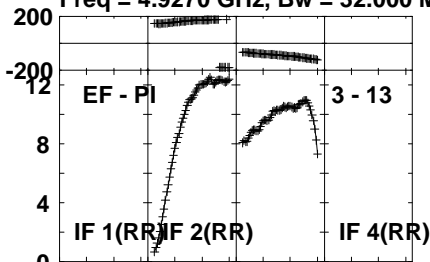
Timerange: 00/11:15:50 to 00/11:17:29

Plot file version 258 created 13-FEB-2023 17:06:35

J0958+65 EW029D 1.UVDATA.1

Freq = 4.9270 GHz, Bw = 32.000 MH

No calibration applied and no bandpass applied



0204060 204060 204060 204060
Channels

0204060 204060 204060 204060
Channels

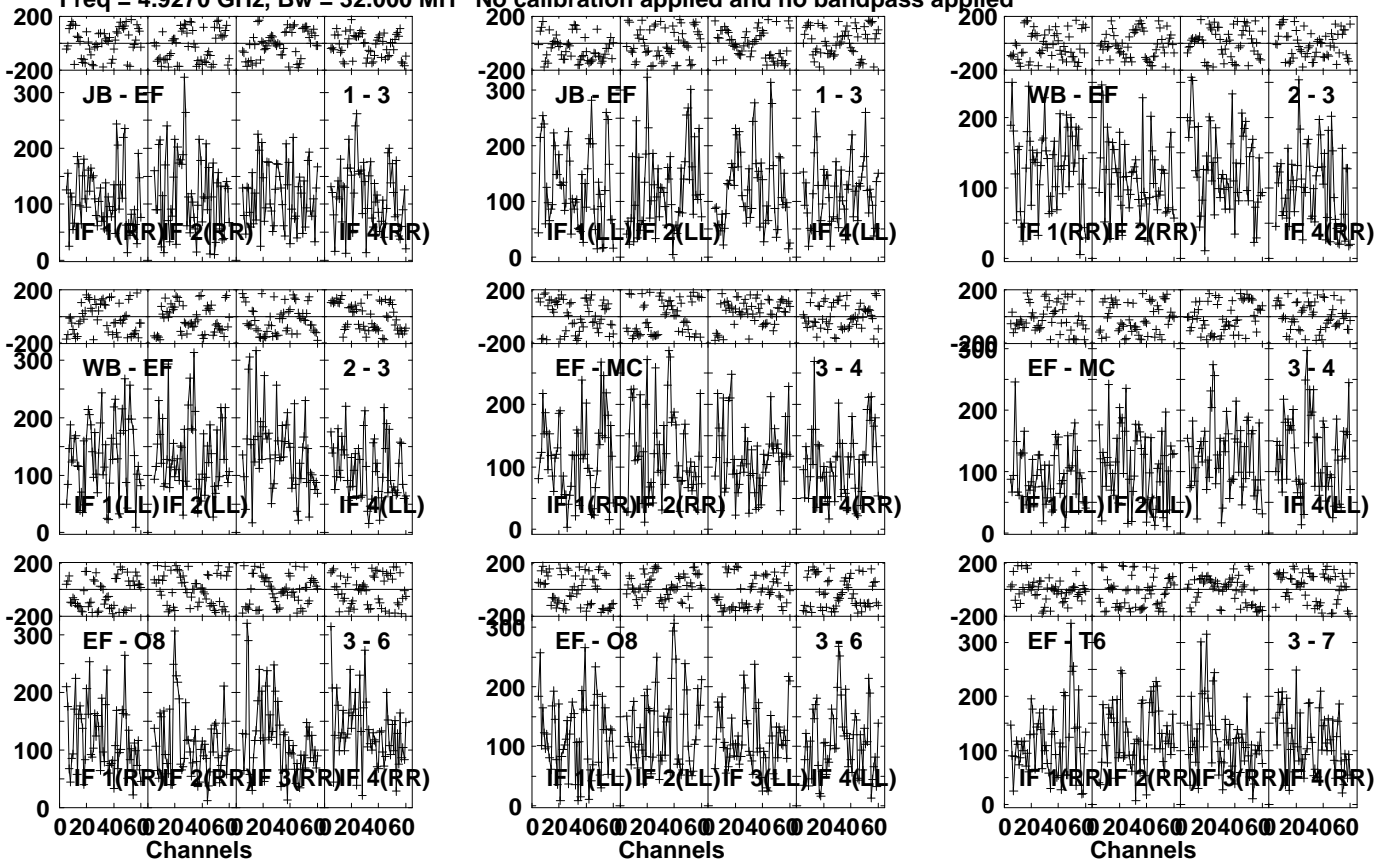
Lower frame: Milli Ampl Jy Top frame: Phas deg
Vector averaged cross-power spectrum Several baselines displayed
Timerange: 00/11:15:50 to 00/11:17:29

Plot file version 259 created 13-FEB-2023 17:06:35

EW02900 EW029D 1.UVDATA.1

Freq = 4.9270 GHz, Bw = 32.000 MH

No calibration applied and no bandpass applied



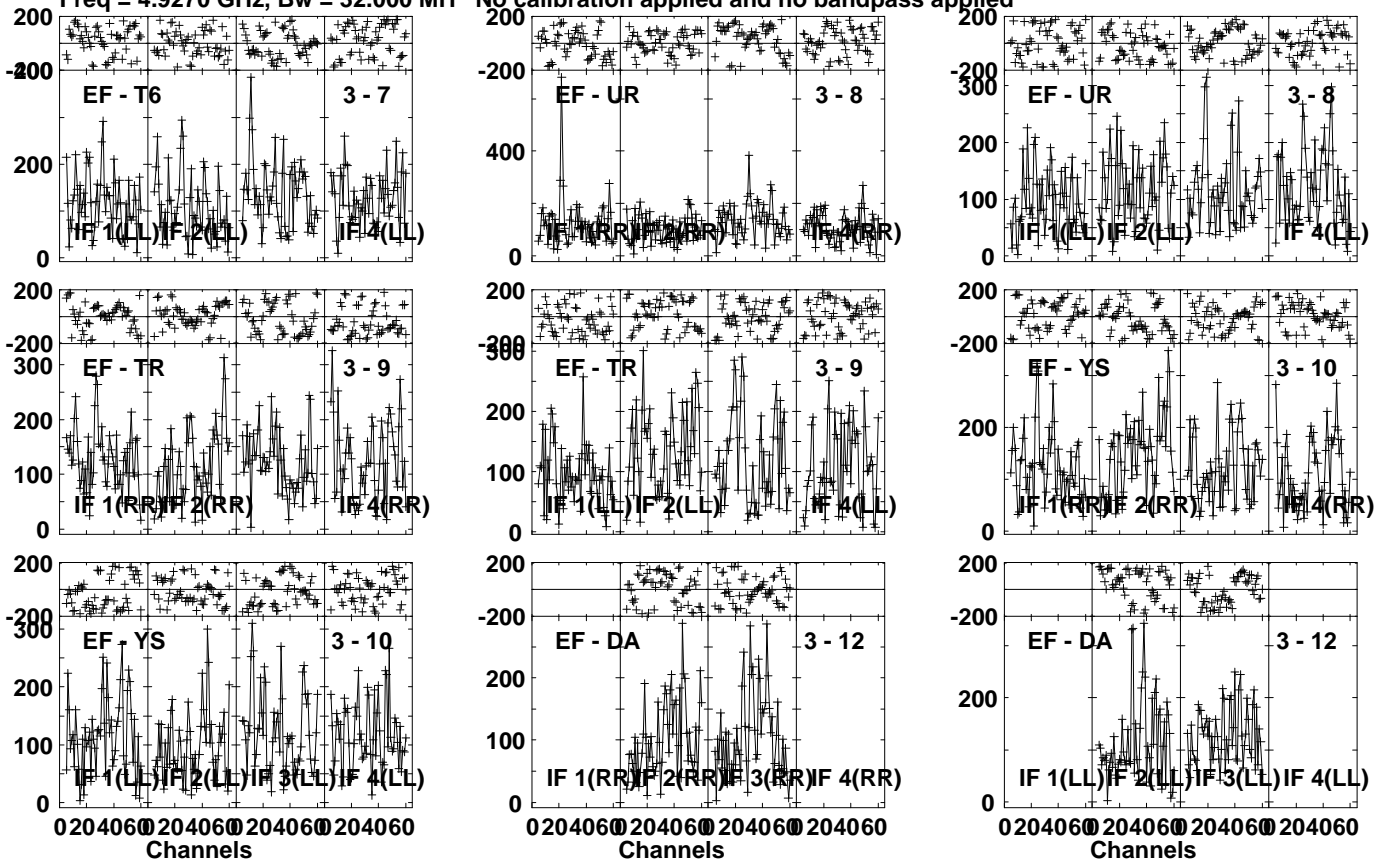
Lower frame: Micro Ampl Jy Top frame: Phas deg
Vector averaged cross-power spectrum Several baselines displayed
Timerange: 00/11:17:30 to 00/11:21:59

Plot file version 260 created 13-FEB-2023 17:06:35

EW02900 EW029D 1.UVDATA.1

Freq = 4.9270 GHz, Bw = 32.000 MH

No calibration applied and no bandpass applied

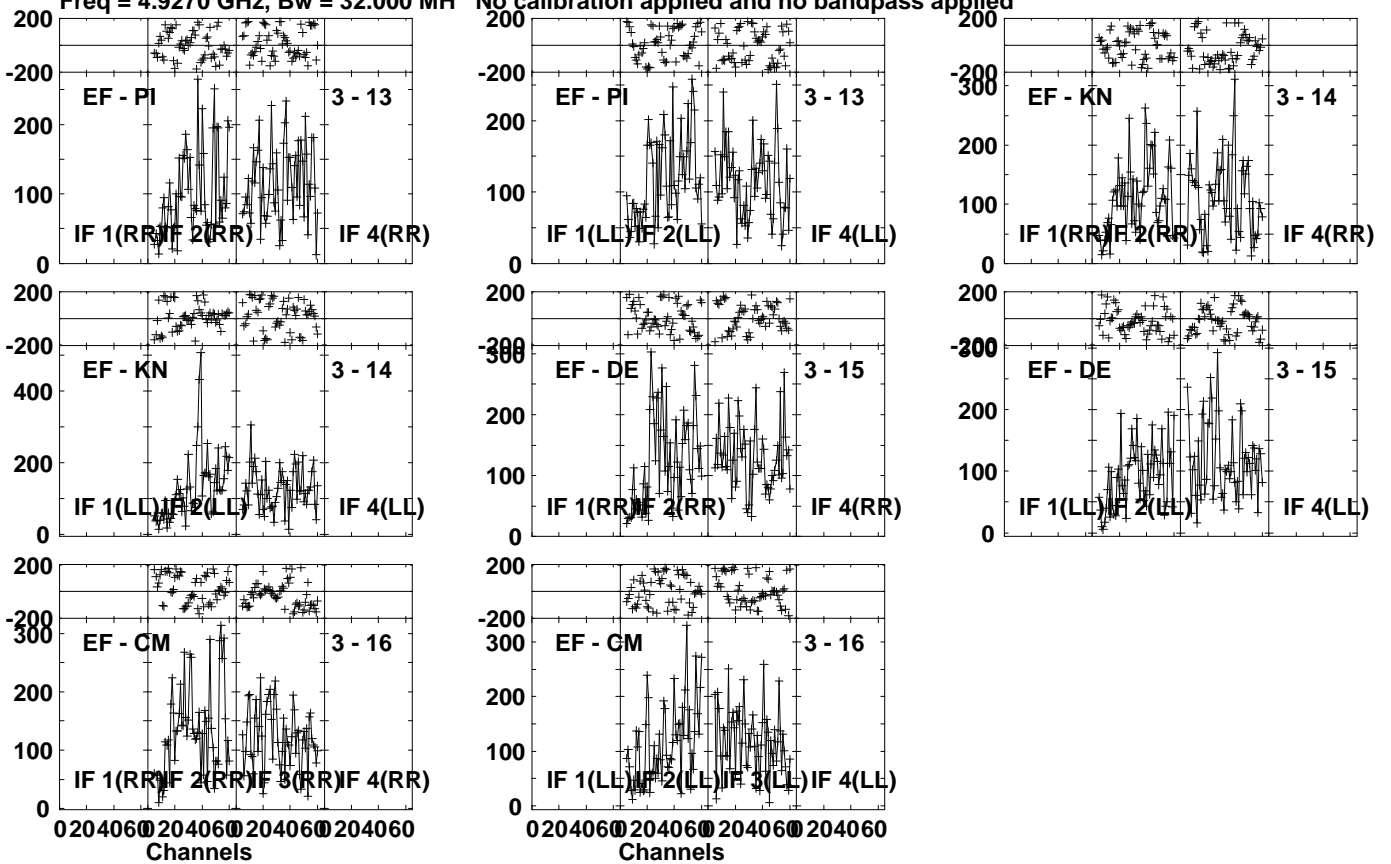


Lower frame: Micro Ampl Jy Top frame: Phas deg
Vector averaged cross-power spectrum Several baselines displayed
Timerange: 00/11:17:30 to 00/11:21:59

Plot file version 261 created 13-FEB-2023 17:06:35

EW02900 EW029D 1.UVDATA.1

Freq = 4.9270 GHz, Bw = 32.000 MH No calibration applied and no bandpass applied



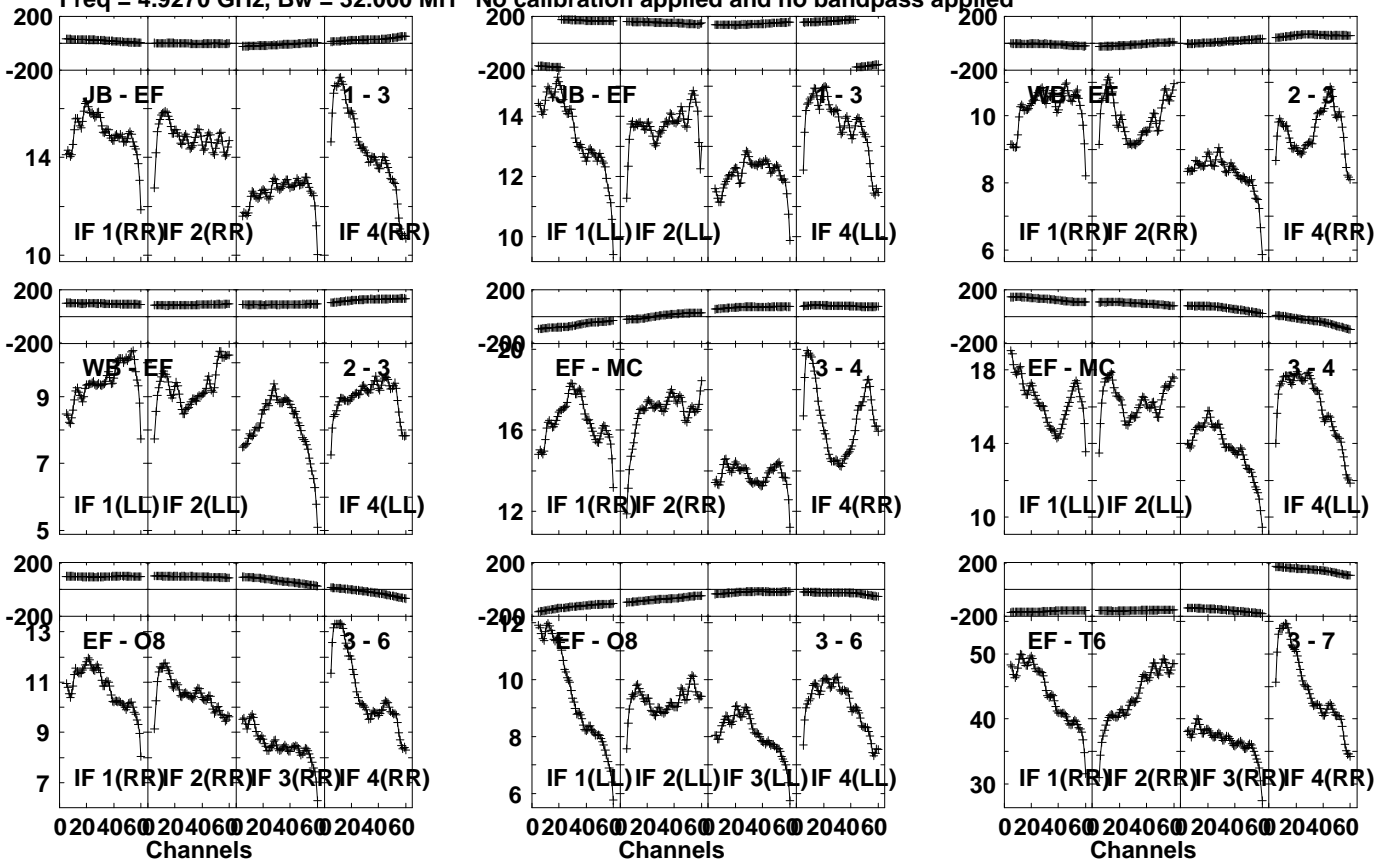
Lower frame: Micro Ampl Jy Top frame: Phas deg
Vector averaged cross-power spectrum Several baselines displayed
Timerange: 00/11:17:30 to 00/11:21:59

Plot file version 262 created 13-FEB-2023 17:06:35

J0958+65 EW029D 1.UVDATA.1

Freq = 4.9270 GHz, Bw = 32.000 MH

No calibration applied and no bandpass applied



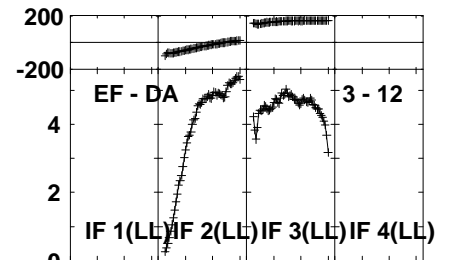
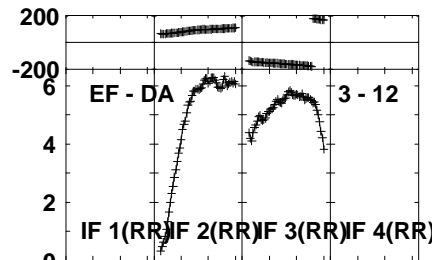
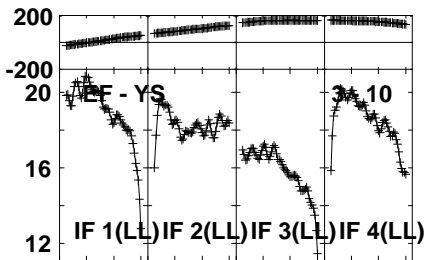
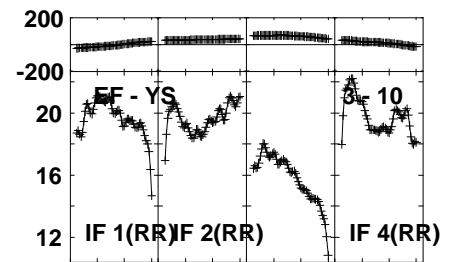
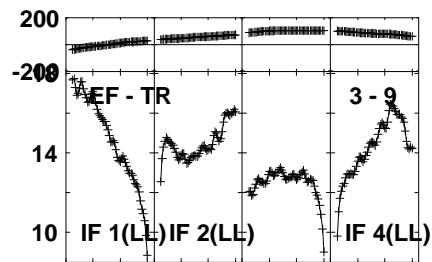
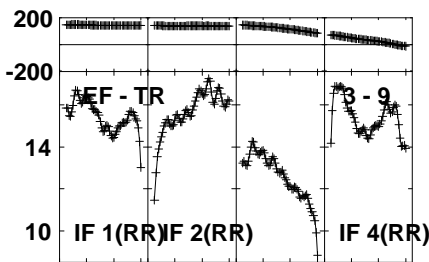
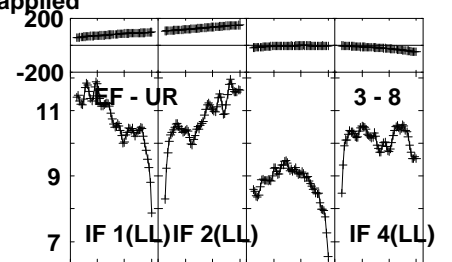
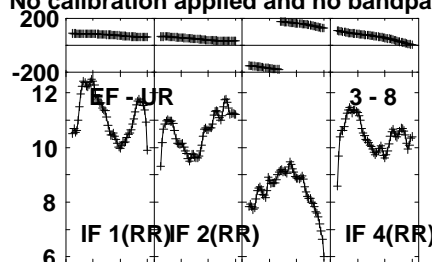
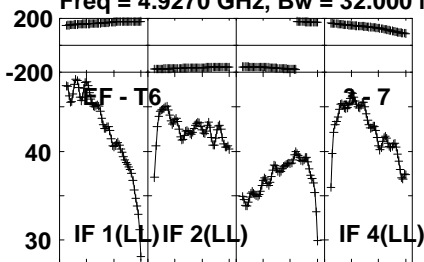
Lower frame: Milli Ampl Jy Top frame: Phas deg
 Vector averaged cross-power spectrum Several baselines displayed
 Timerange: 00/11:22:50 to 00/11:24:30

Plot file version 263 created 13-FEB-2023 17:06:36

J0958+65 EW029D 1.UVDATA.1

Freq = 4.9270 GHz, Bw = 32.000 MH

No calibration applied and no bandpass applied



Lower frame: Milli Ampl Jy Top frame: Phas deg

Vector averaged cross-power spectrum Several baselines displayed

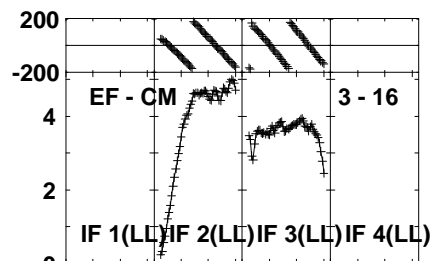
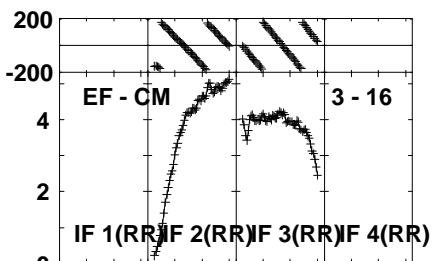
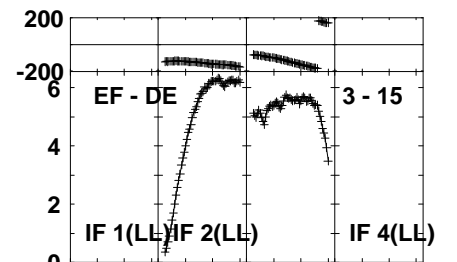
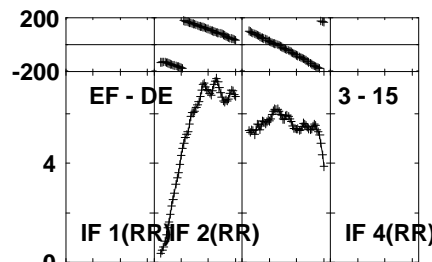
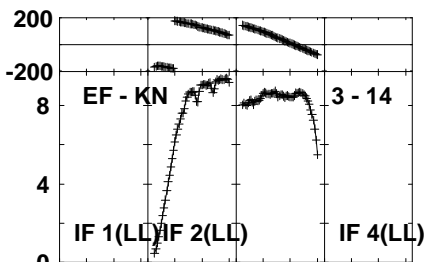
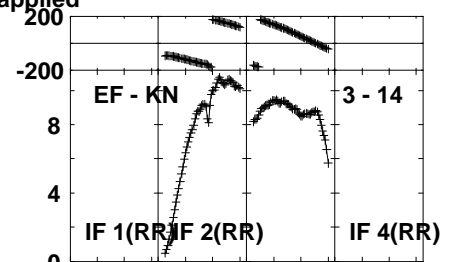
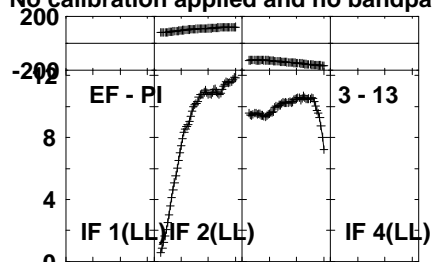
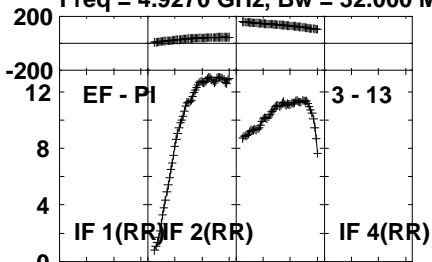
Timerange: 00/11:22:50 to 00/11:24:30

Plot file version 264 created 13-FEB-2023 17:06:36

J0958+65 EW029D 1.UVDATA.1

Freq = 4.9270 GHz, Bw = 32.000 MH

No calibration applied and no bandpass applied



0204060 204060 204060 204060
Channels

0204060 204060 204060 204060
Channels

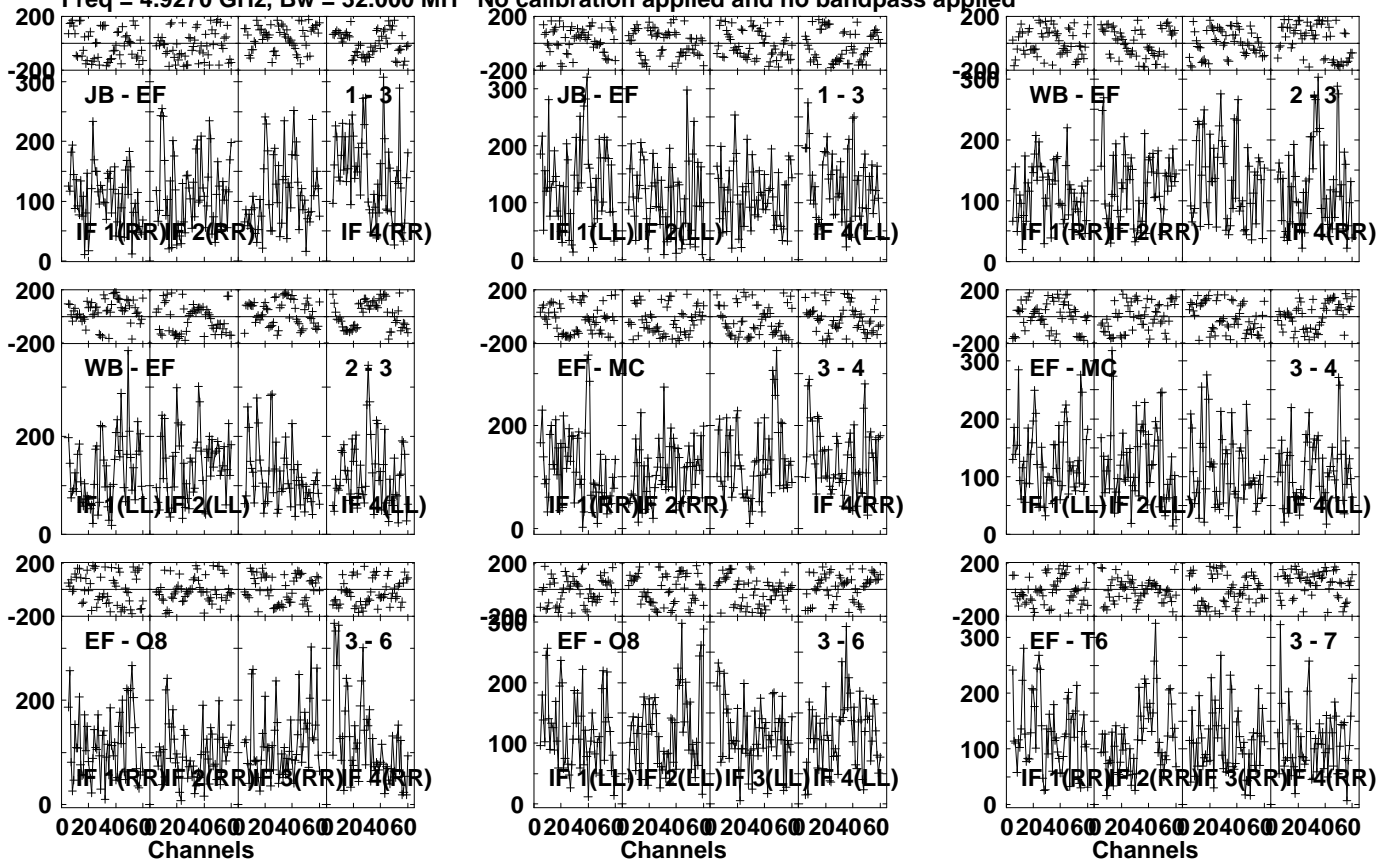
Lower frame: Milli Ampl Jy Top frame: Phas deg
Vector averaged cross-power spectrum Several baselines displayed
Timerange: 00/11:22:50 to 00/11:24:30

Plot file version 265 created 13-FEB-2023 17:06:36

EW02900 EW029D 1.UVDATA.1

Freq = 4.9270 GHz, Bw = 32.000 MH

No calibration applied and no bandpass applied

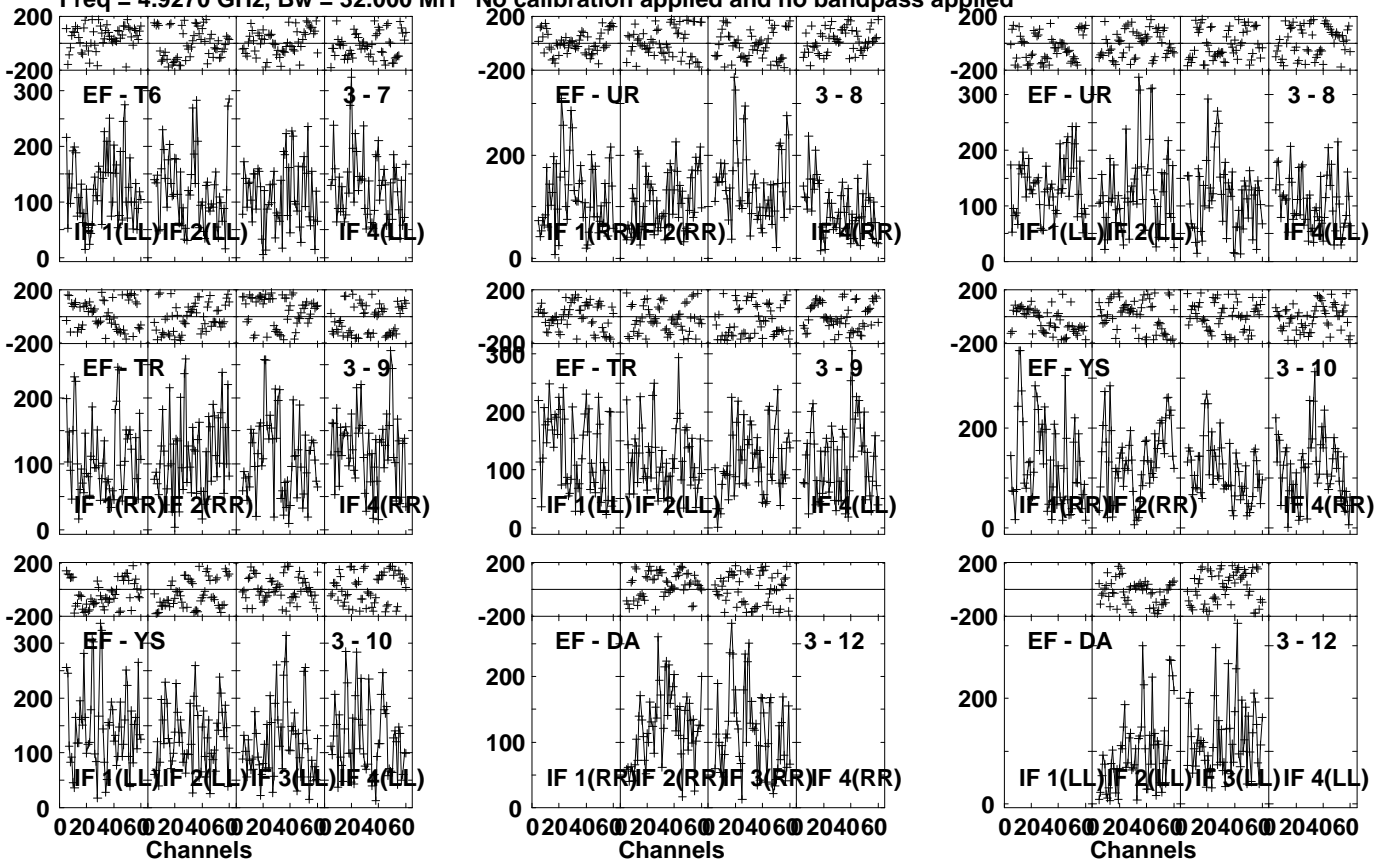


Lower frame: Micro Ampl Jy Top frame: Phas deg
Vector averaged cross-power spectrum Several baselines displayed
Timerange: 00/11:24:30 to 00/11:28:59

Plot file version 266 created 13-FEB-2023 17:06:36

EW02900 EW029D 1.UVDATA.1

Freq = 4.9270 GHz, Bw = 32.000 MH No calibration applied and no bandpass applied



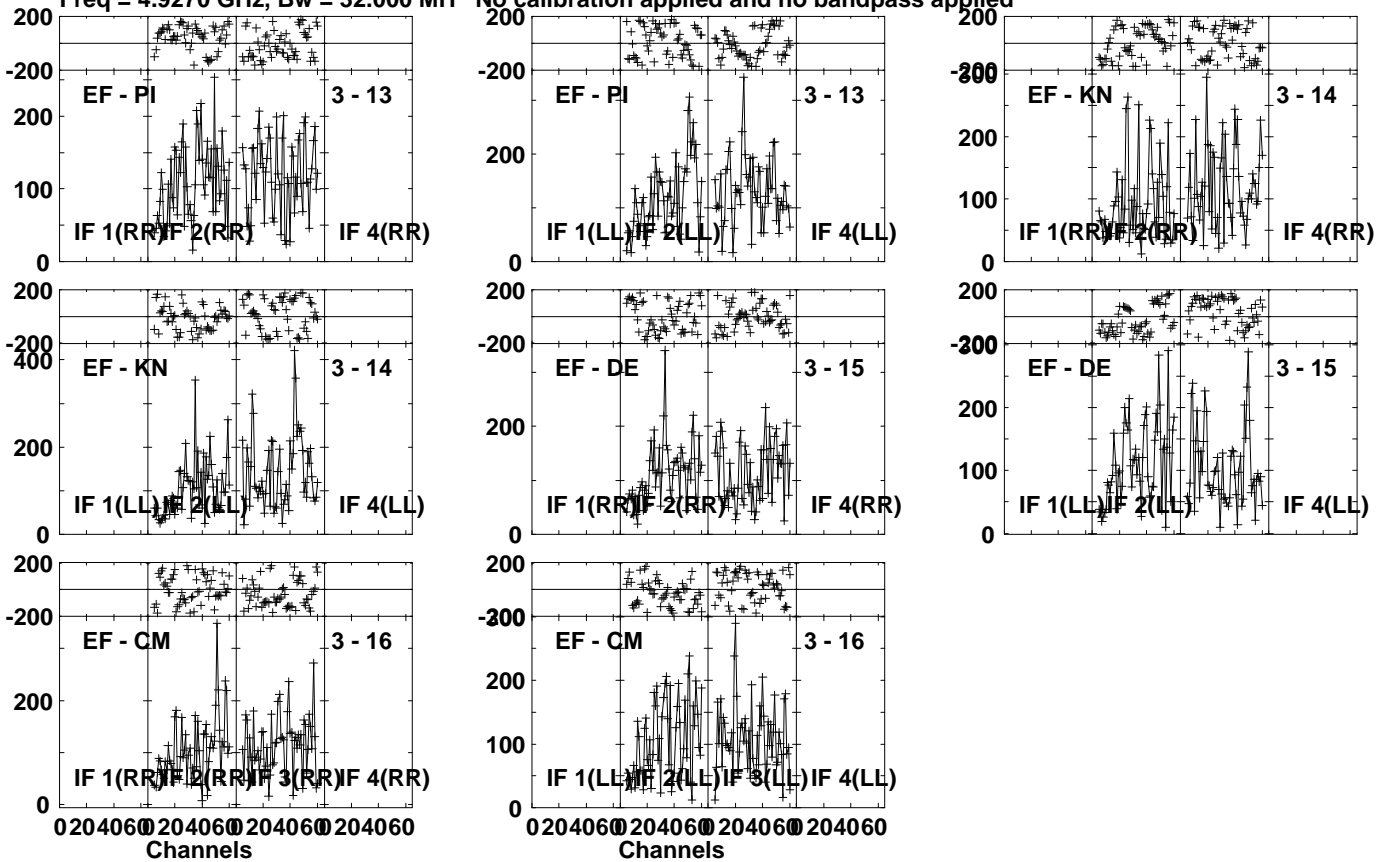
Lower frame: Micro Ampl Jy Top frame: Phas deg
Vector averaged cross-power spectrum Several baselines displayed
Timerange: 00/11:24:30 to 00/11:28:59

Plot file version 267 created 13-FEB-2023 17:06:36

EW02900 EW029D 1.UVDATA.1

Freq = 4.9270 GHz, Bw = 32.000 MH

No calibration applied and no bandpass applied



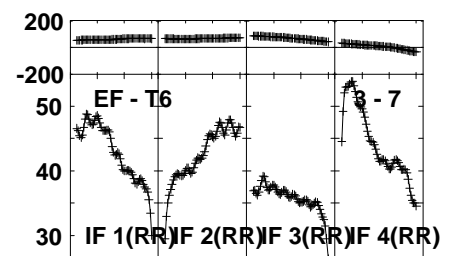
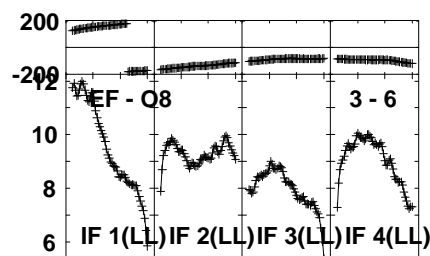
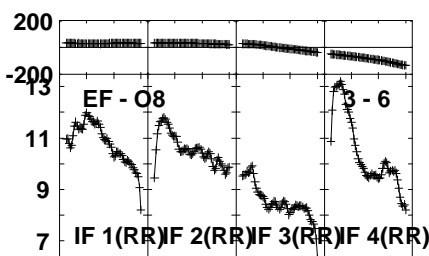
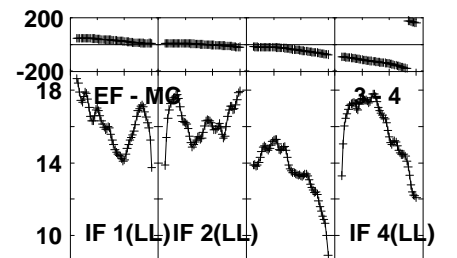
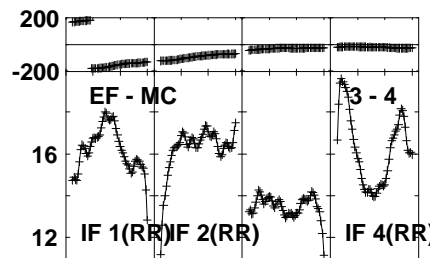
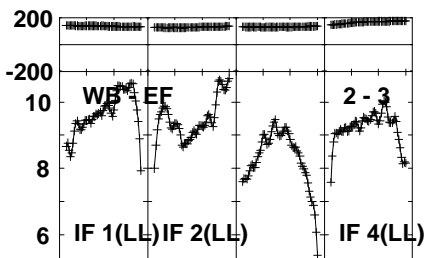
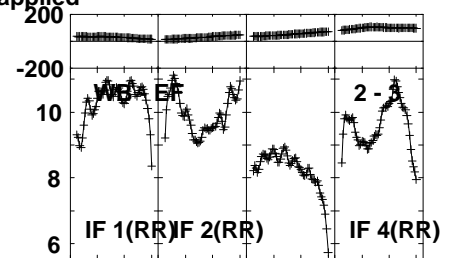
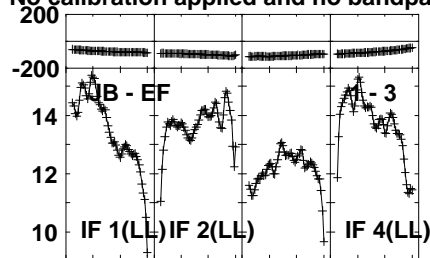
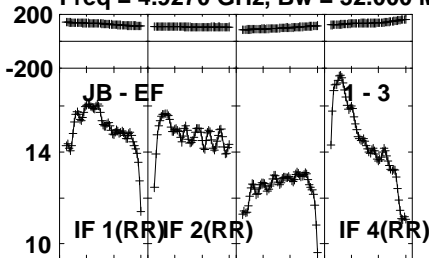
Lower frame: Micro Ampl Jy Top frame: Phas deg
Vector averaged cross-power spectrum Several baselines displayed
Timerange: 00/11:24:30 to 00/11:28:59

Plot file version 268 created 13-FEB-2023 17:06:36

J0958+65 EW029D 1.UVDATA.1

Freq = 4.9270 GHz, Bw = 32.000 MH

No calibration applied and no bandpass applied



0204060 204060 204060 204060

Lower frame: Milli Ampl Jy Top frame: Phas deg

Vector averaged cross-power spectrum Several baselines displayed

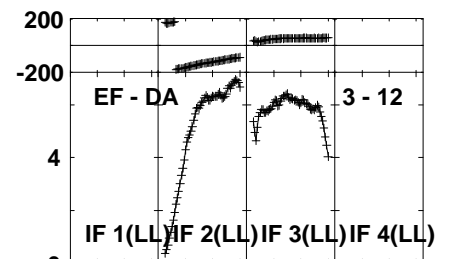
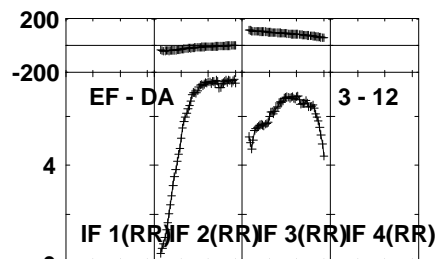
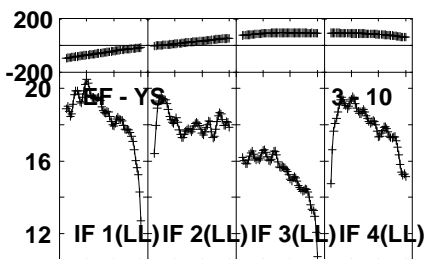
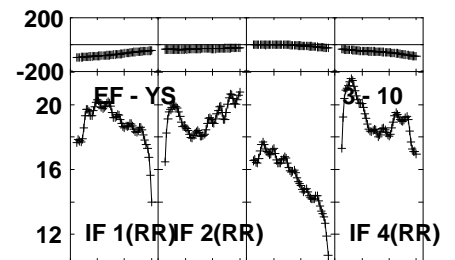
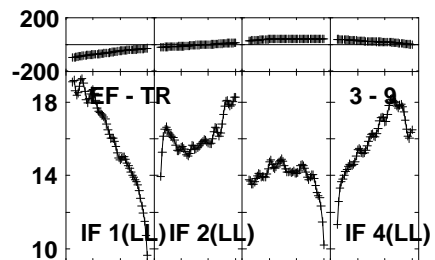
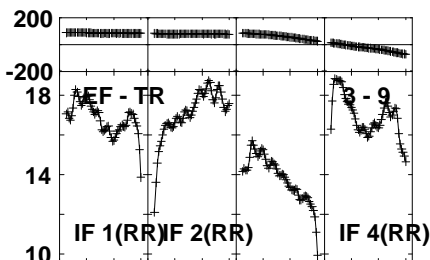
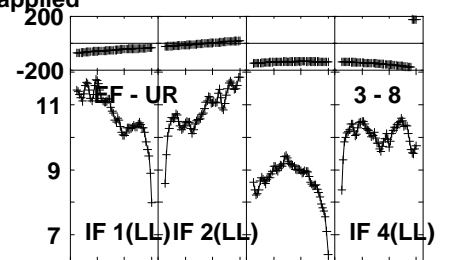
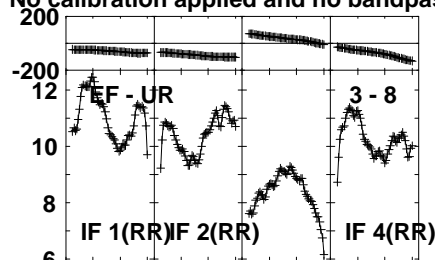
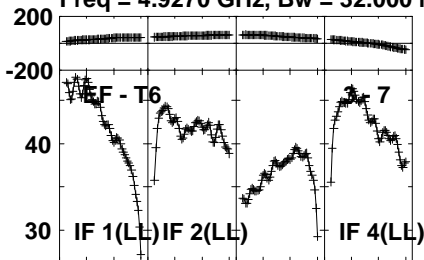
Timerange: 00/11:29:01 to 00/11:31:30

Plot file version 269 created 13-FEB-2023 17:06:36

J0958+65 EW029D 1.UVDATA.1

Freq = 4.9270 GHz, Bw = 32.000 MH

No calibration applied and no bandpass applied



0204060 204060 204060 204060
Channels

0204060 204060 204060 204060
Channels

0204060 204060 204060 204060
Channels

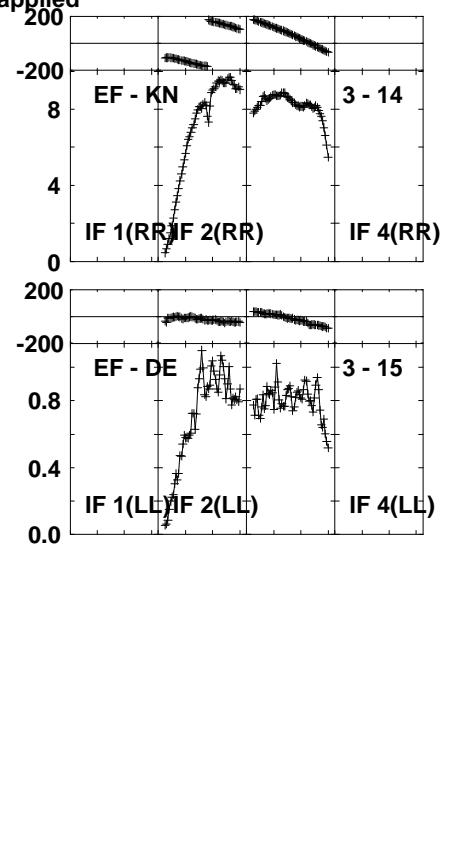
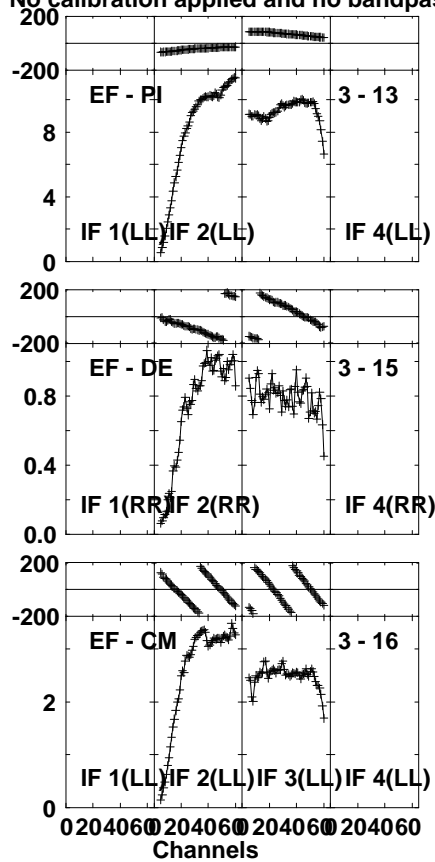
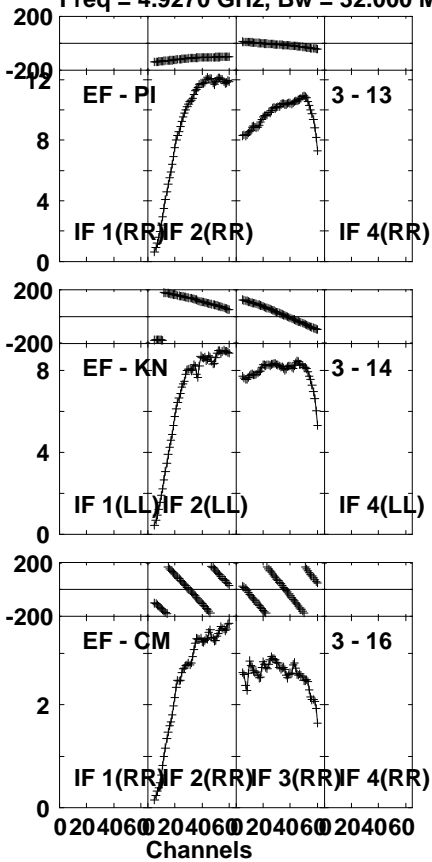
Lower frame: Milli Ampl Jy Top frame: Phas deg
Vector averaged cross-power spectrum Several baselines displayed
Timerange: 00/11:29:01 to 00/11:31:30

Plot file version 270 created 13-FEB-2023 17:06:37

J0958+65 EW029D 1.UVDATA.1

Freq = 4.9270 GHz, Bw = 32.000 MH

No calibration applied and no bandpass applied



Lower frame: Milli Ampl Jy Top frame: Phas deg

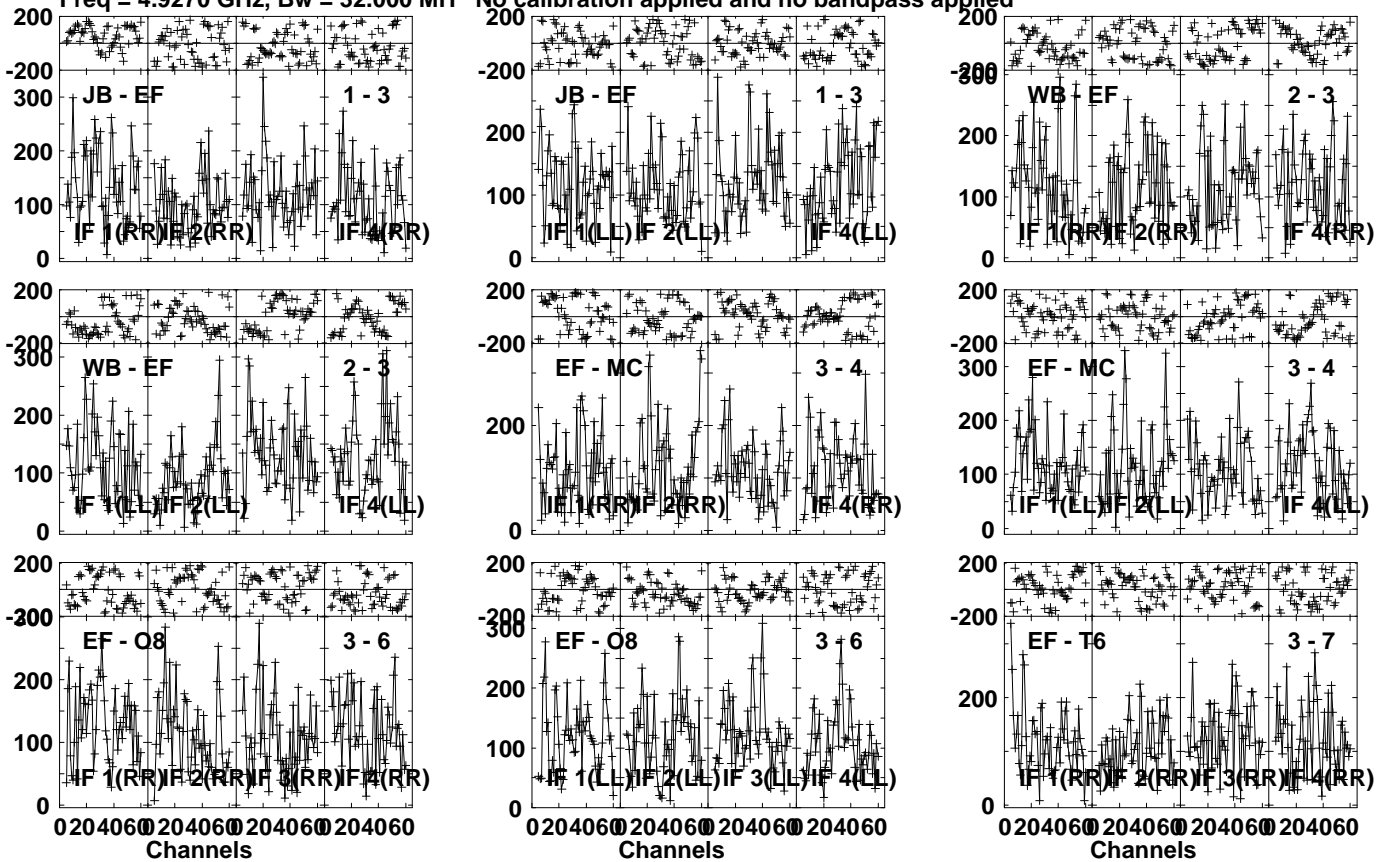
Vector averaged cross-power spectrum Several baselines displayed

Timerange: 00/11:29:01 to 00/11:31:30

Plot file version 271 created 13-FEB-2023 17:06:37

EW02900 EW029D 1.UVDATA.1

Freq = 4.9270 GHz, Bw = 32.000 MH No calibration applied and no bandpass applied

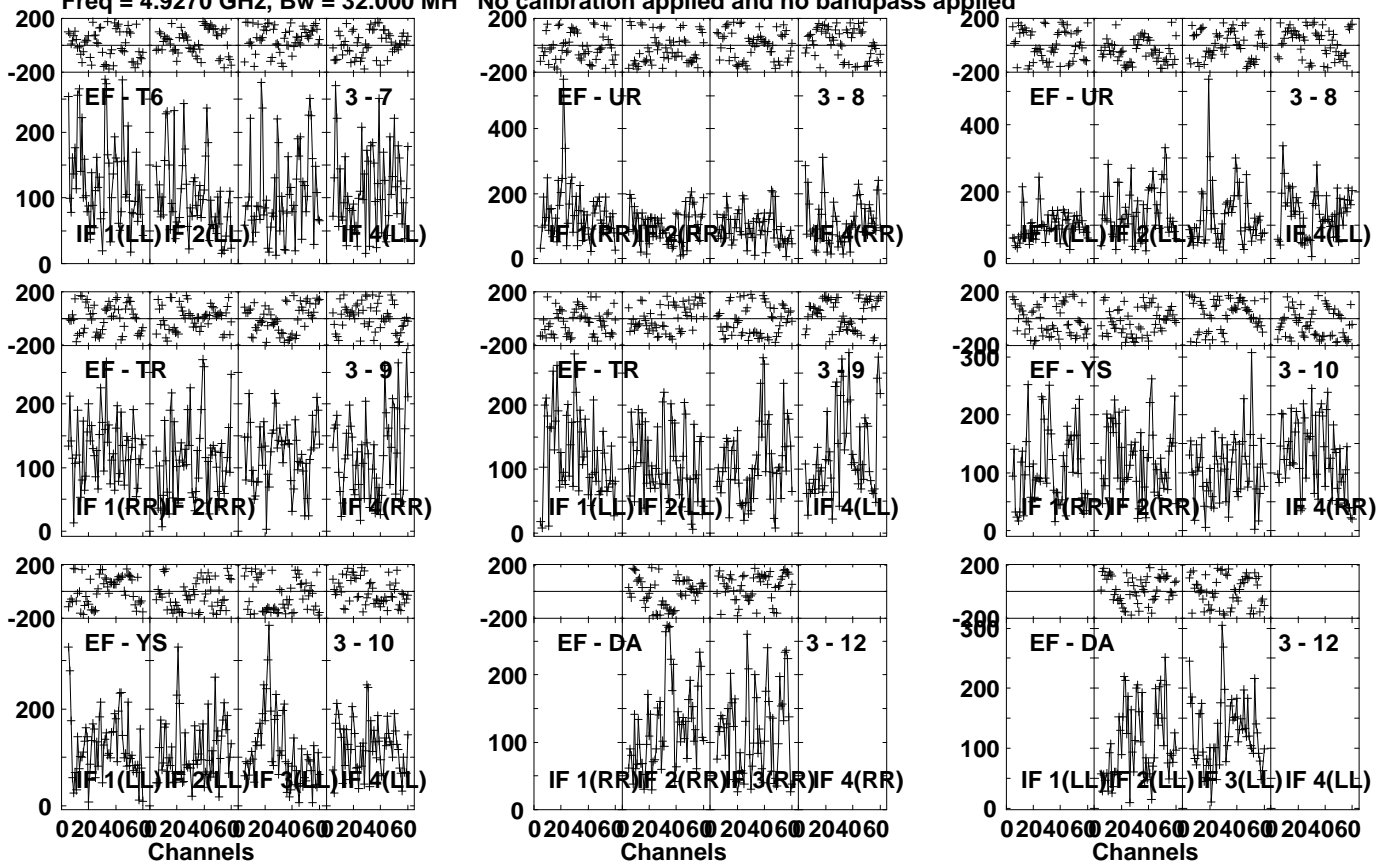


Lower frame: Micro Ampl Jy Top frame: Phas deg
Vector averaged cross-power spectrum Several baselines displayed
Timerange: 00/11:31:30 to 00/11:35:59

Plot file version 272 created 13-FEB-2023 17:06:37

EW02900 EW029D 1.UVDATA.1

Freq = 4.9270 GHz, Bw = 32.000 MH No calibration applied and no bandpass applied

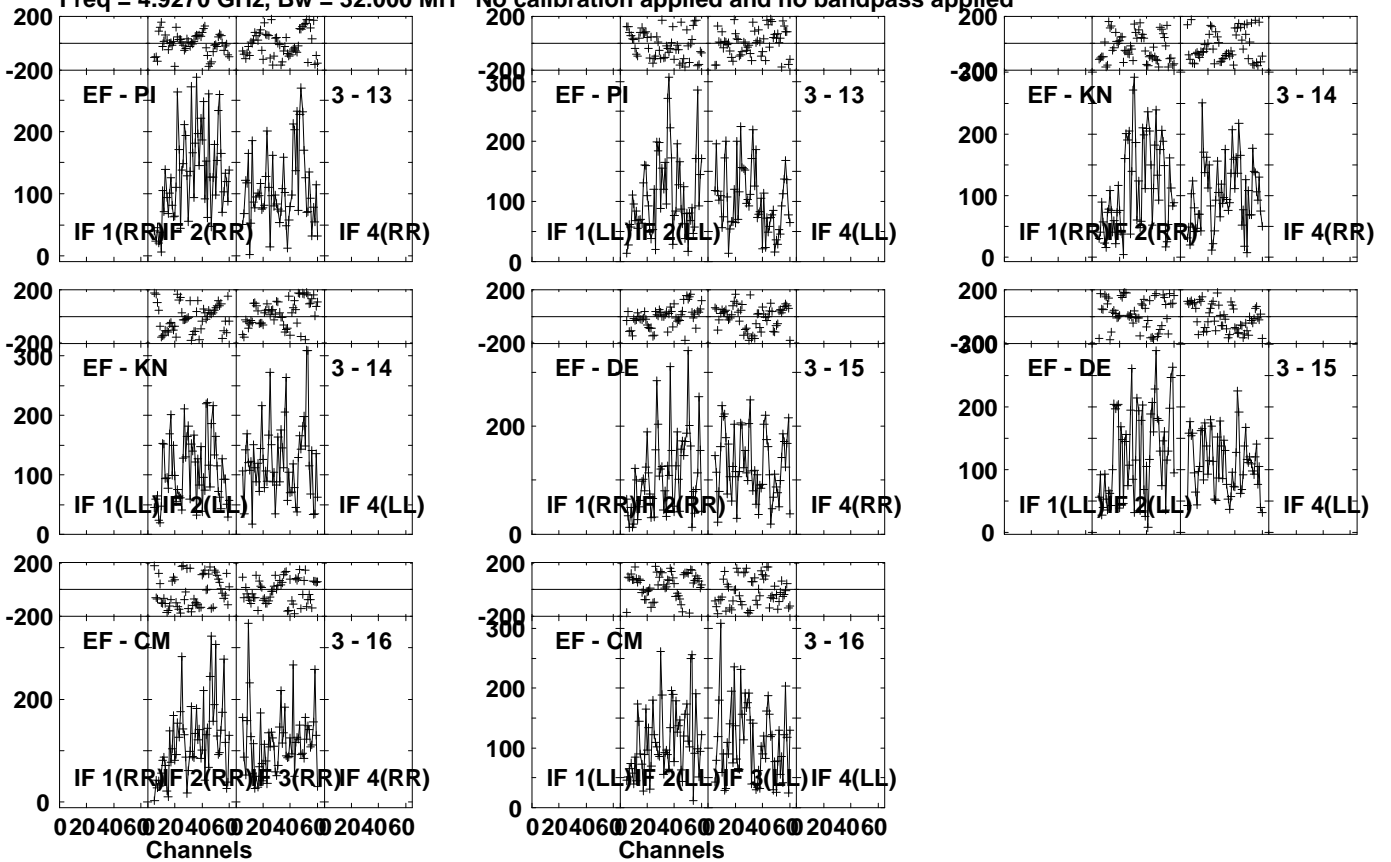


Lower frame: Micro Ampl Jy Top frame: Phas deg
Vector averaged cross-power spectrum Several baselines displayed
Timerange: 00/11:31:30 to 00/11:35:59

Plot file version 273 created 13-FEB-2023 17:06:37

EW02900 EW029D 1.UVDATA.1

Freq = 4.9270 GHz, Bw = 32.000 MH No calibration applied and no bandpass applied



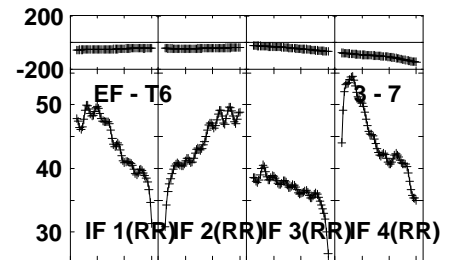
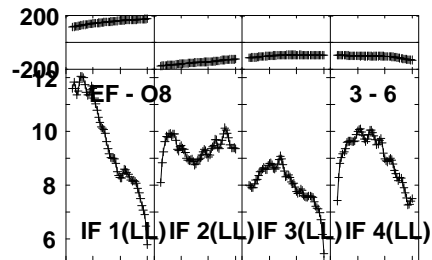
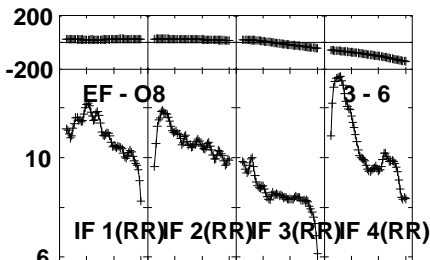
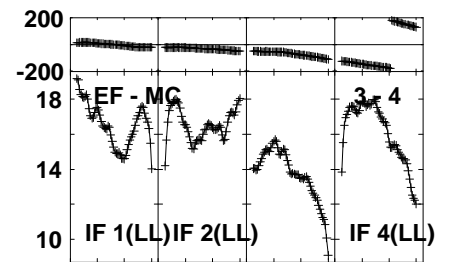
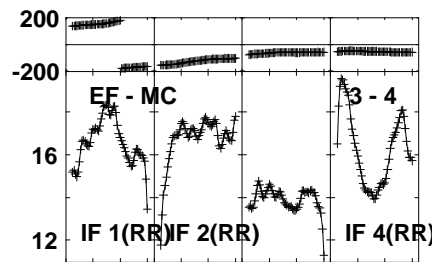
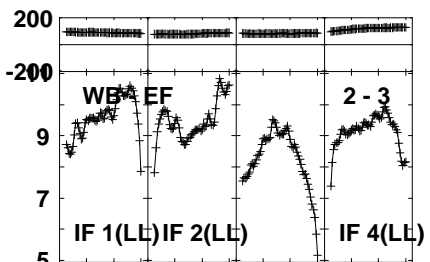
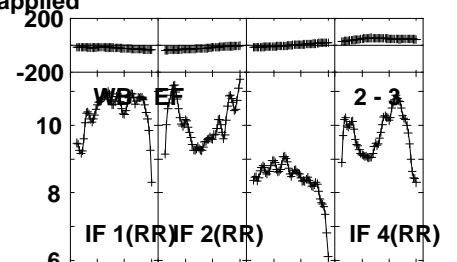
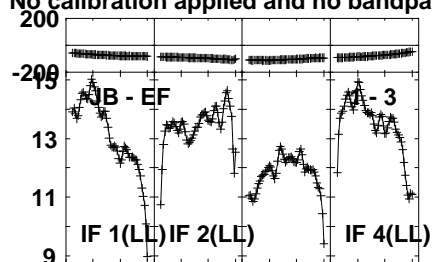
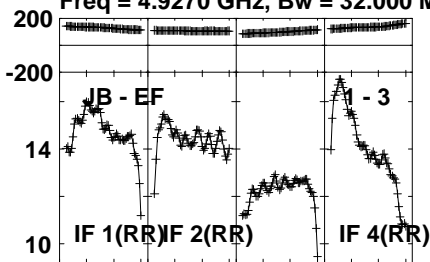
Lower frame: Micro Ampl Jy Top frame: Phas deg
Vector averaged cross-power spectrum Several baselines displayed
Timerange: 00/11:31:30 to 00/11:35:59

Plot file version 274 created 13-FEB-2023 17:06:37

J0958+65 EW029D 1.UVDATA.1

Freq = 4.9270 GHz, Bw = 32.000 MH

No calibration applied and no bandpass applied



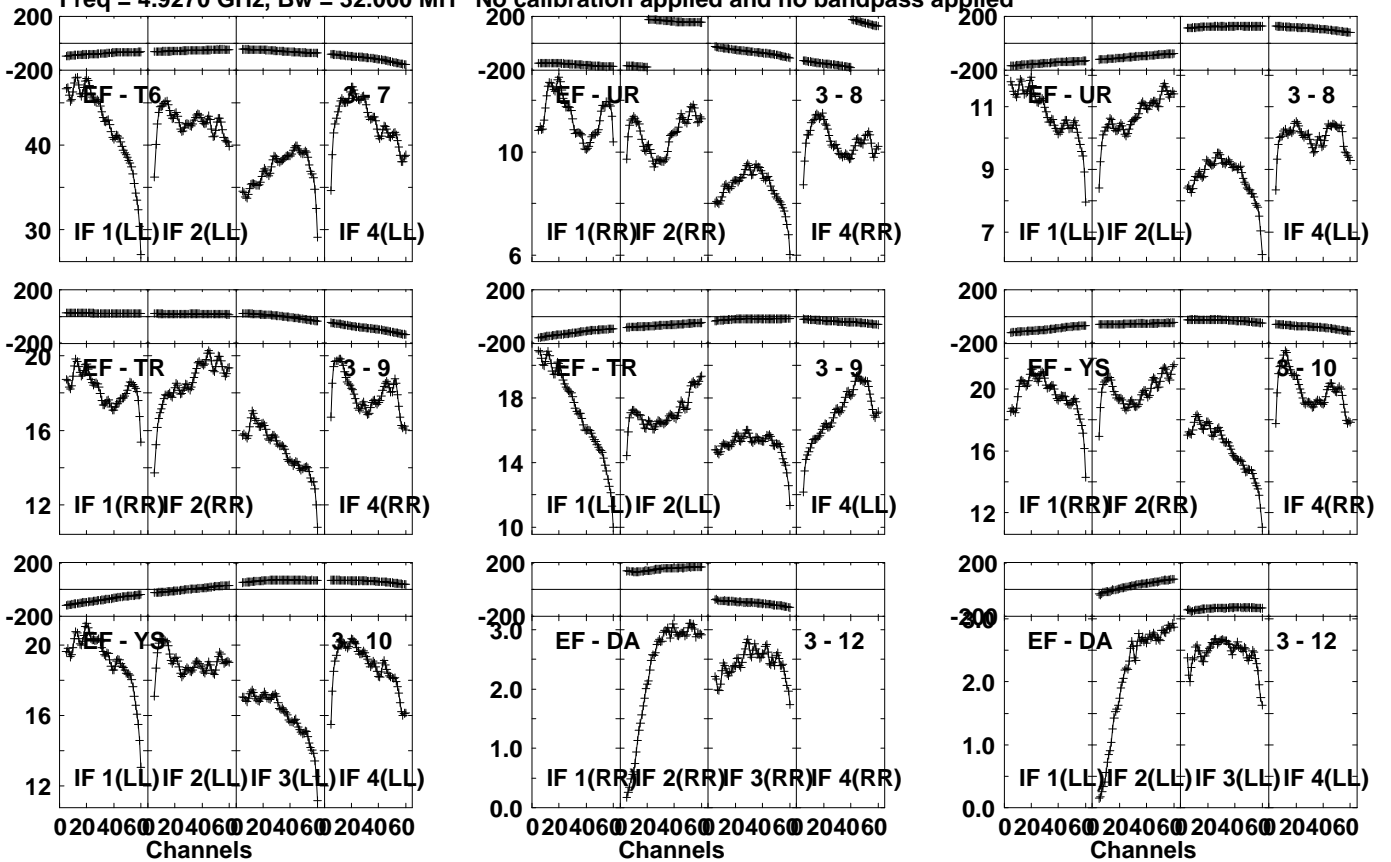
Lower frame: Milli Ampl Jy Top frame: Phas deg
Vector averaged cross-power spectrum Several baselines displayed
Timerange: 00/11:36:51 to 00/11:38:30

Plot file version 275 created 13-FEB-2023 17:06:37

J0958+65 EW029D 1.UVDATA.1

Freq = 4.9270 GHz, Bw = 32.000 MH

No calibration applied and no bandpass applied



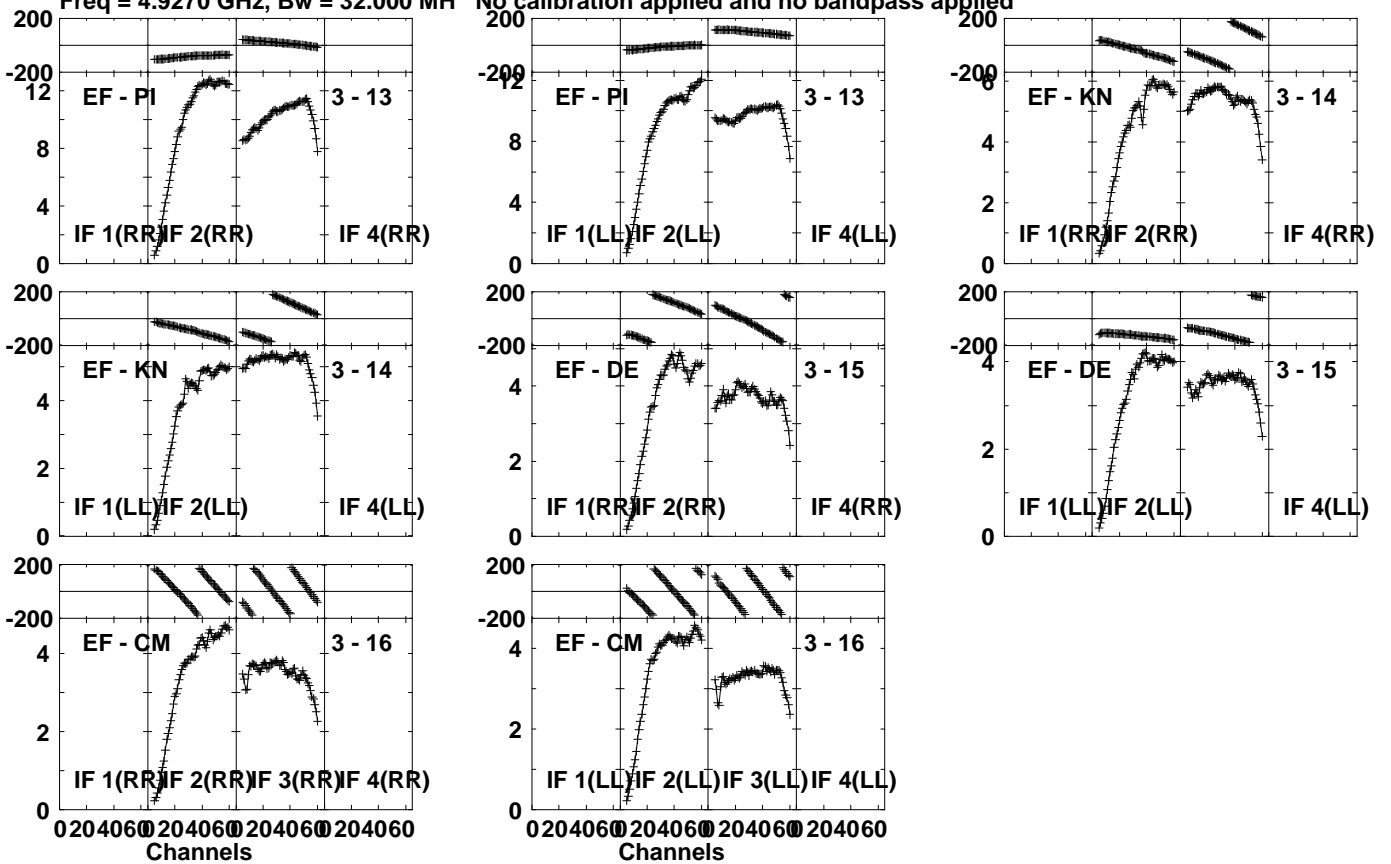
Lower frame: Milli Ampl Jy Top frame: Phas deg
Vector averaged cross-power spectrum Several baselines displayed
Timerange: 00/11:36:51 to 00/11:38:30

Plot file version 276 created 13-FEB-2023 17:06:38

J0958+65 EW029D 1.UVDATA.1

Freq = 4.9270 GHz, Bw = 32.000 MH

No calibration applied and no bandpass applied

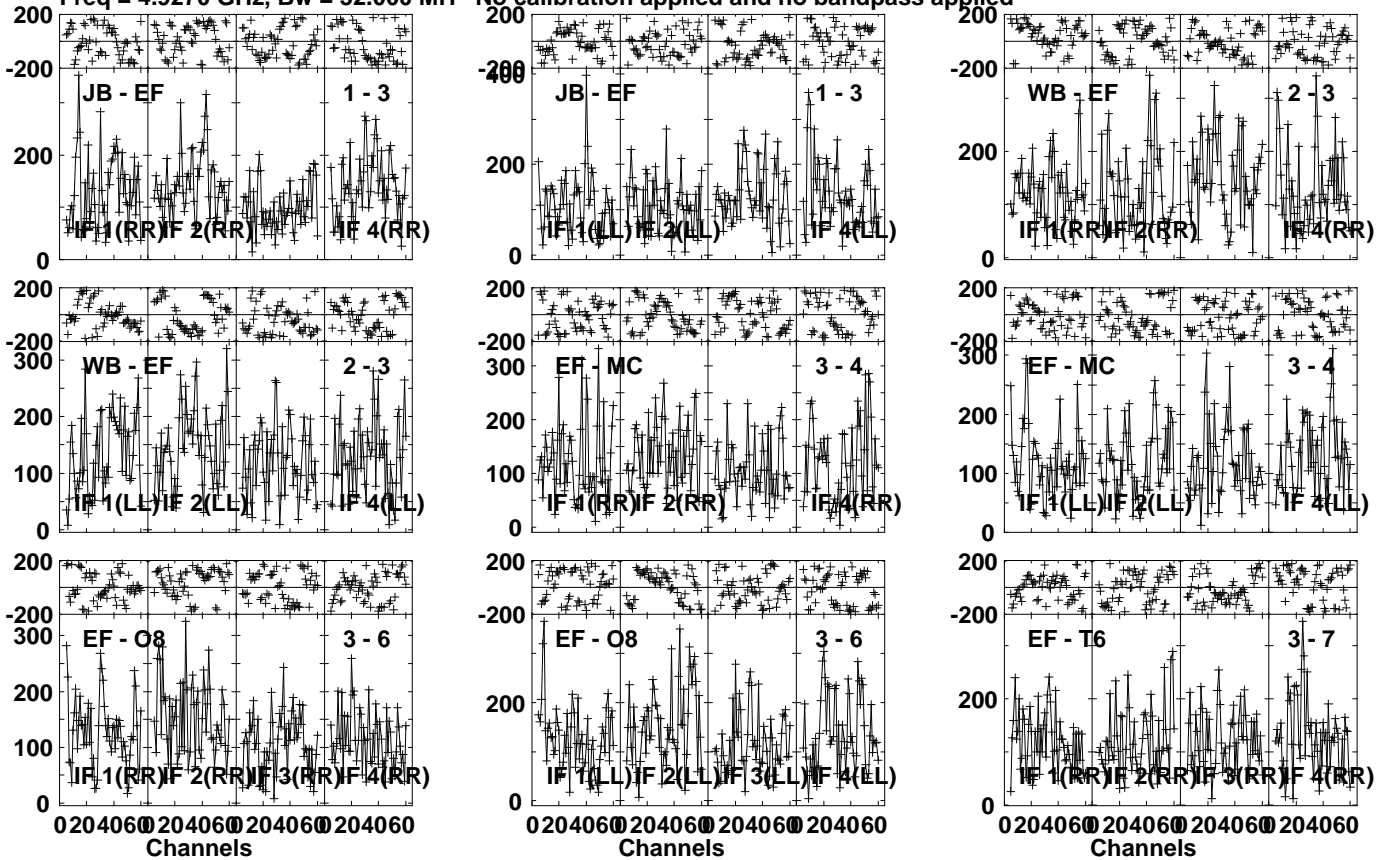


Lower frame: Milli Ampl Jy Top frame: Phas deg
Vector averaged cross-power spectrum Several baselines displayed
Timerange: 00/11:36:51 to 00/11:38:30

Plot file version 277 created 13-FEB-2023 17:06:38

EW02900 EW029D 1.UVDATA.1

Freq = 4.9270 GHz, Bw = 32.000 MH No calibration applied and no bandpass applied

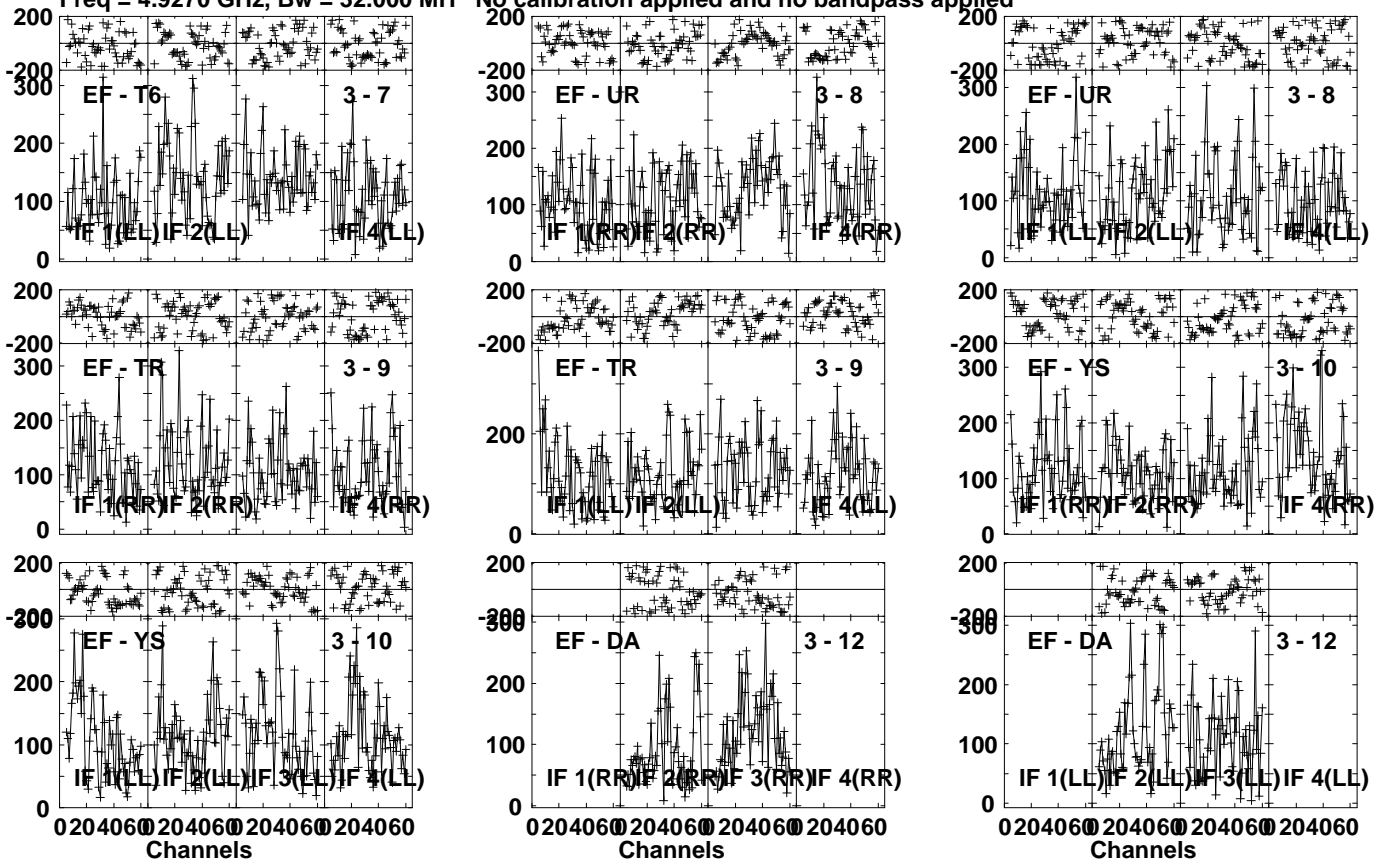


Lower frame: Micro Ampl Jy Top frame: Phas deg
Vector averaged cross-power spectrum Several baselines displayed
Timerange: 00/11:38:31 to 00/11:42:59

Plot file version 278 created 13-FEB-2023 17:06:38

EW02900 EW029D 1.UVDATA.1

Freq = 4.9270 GHz, Bw = 32.000 MH No calibration applied and no bandpass applied

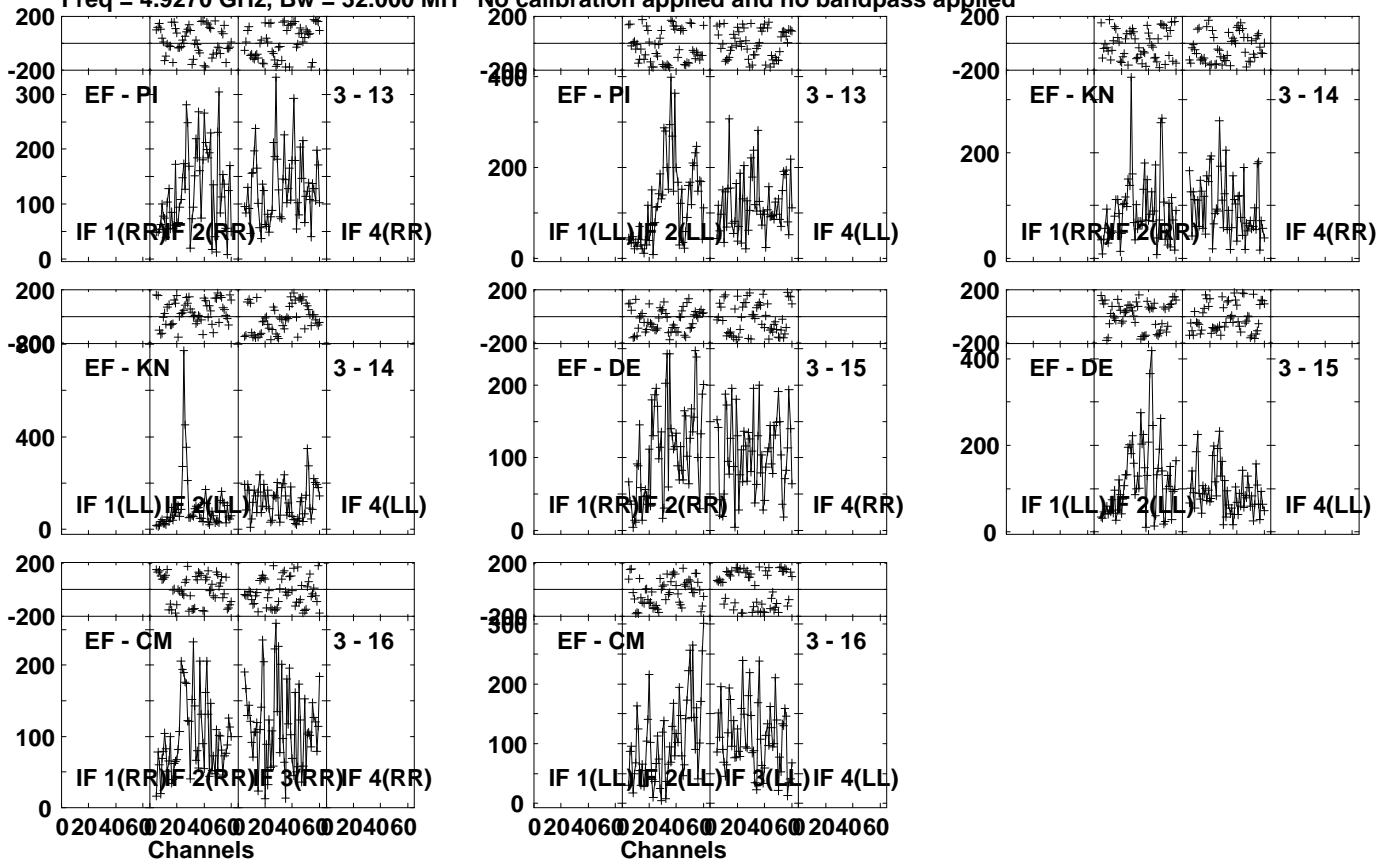


Lower frame: Micro Ampl Jy Top frame: Phas deg
Vector averaged cross-power spectrum Several baselines displayed
Timerange: 00/11:38:31 to 00/11:42:59

Plot file version 279 created 13-FEB-2023 17:06:38

EW02900 EW029D 1.UVDATA.1

Freq = 4.9270 GHz, Bw = 32.000 MH No calibration applied and no bandpass applied



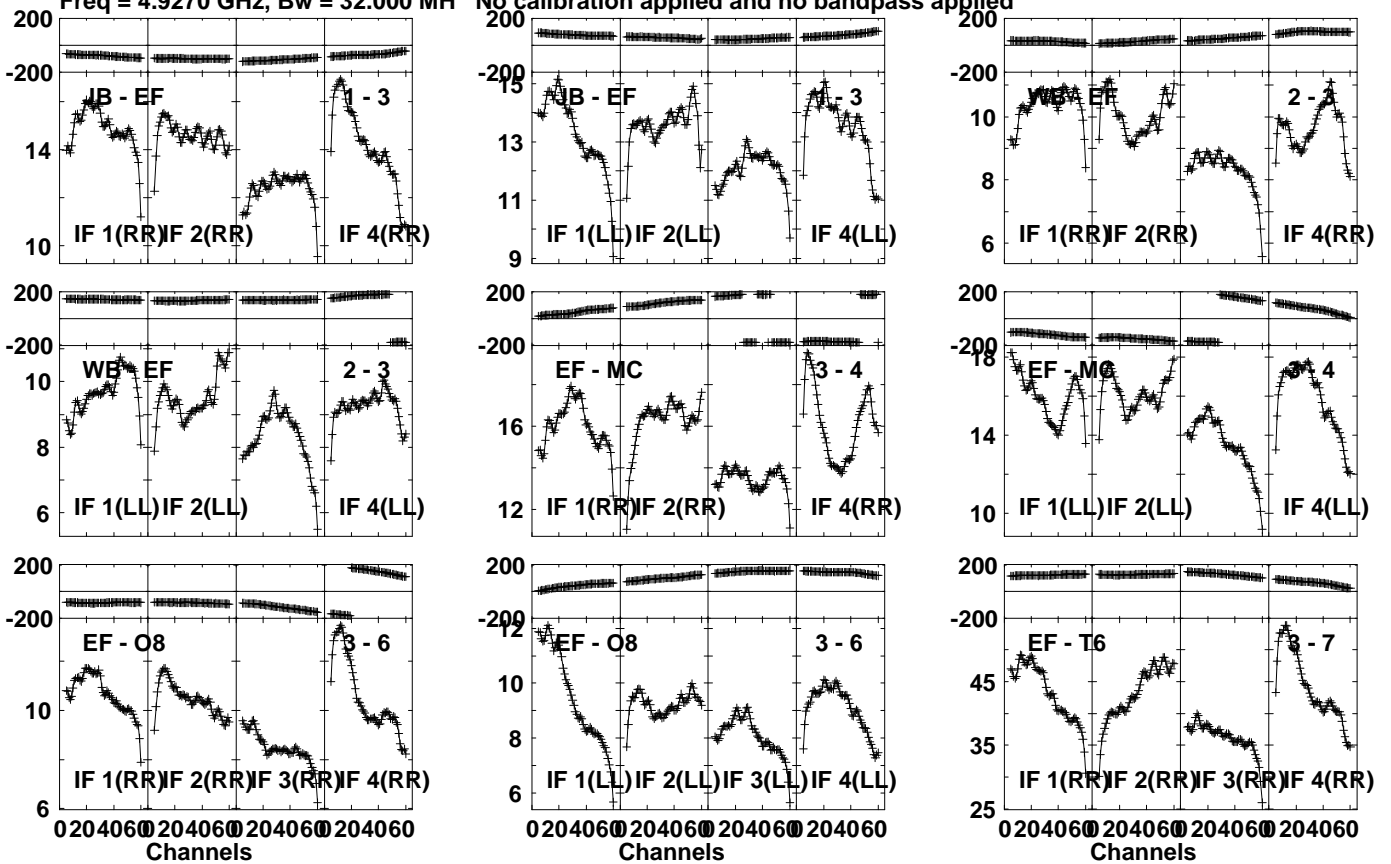
Lower frame: Micro Ampl Jy Top frame: Phas deg
Vector averaged cross-power spectrum Several baselines displayed
Timerange: 00/11:38:31 to 00/11:42:59

Plot file version 280 created 13-FEB-2023 17:06:38

J0958+65 EW029D 1.UVDATA.1

Freq = 4.9270 GHz, Bw = 32.000 MH

No calibration applied and no bandpass applied



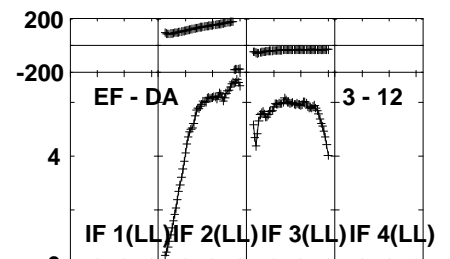
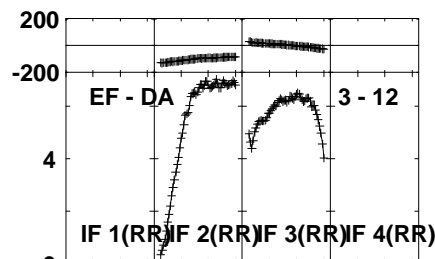
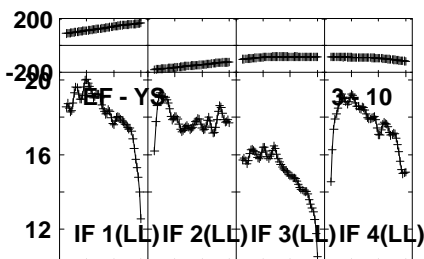
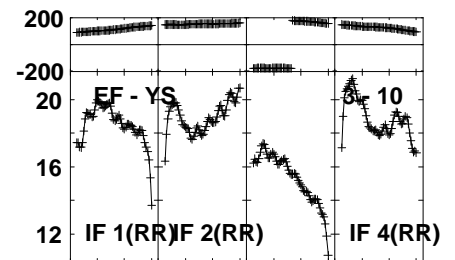
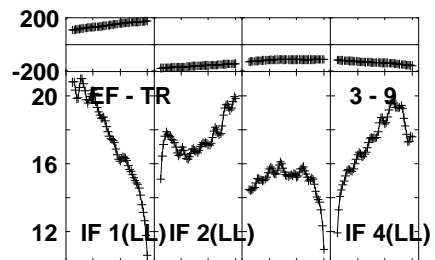
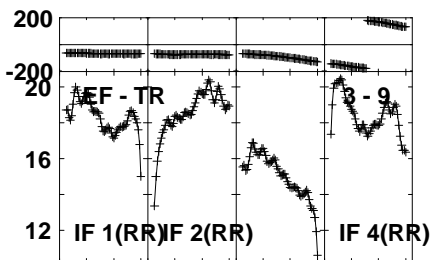
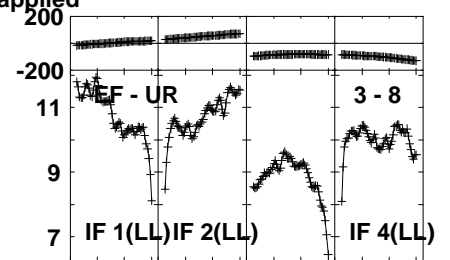
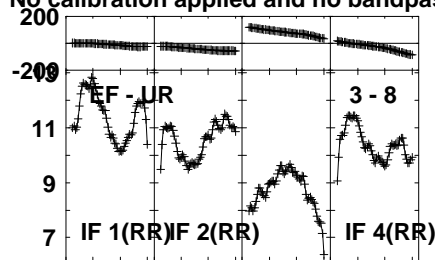
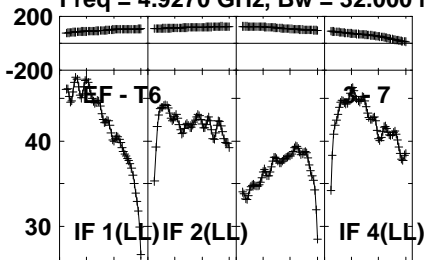
Lower frame: Milli Ampl Jy Top frame: Phas deg
Vector averaged cross-power spectrum Several baselines displayed
Timerange: 00/11:43:51 to 00/11:45:30

Plot file version 281 created 13-FEB-2023 17:06:38

J0958+65 EW029D 1.UVDATA.1

Freq = 4.9270 GHz, Bw = 32.000 MH

No calibration applied and no bandpass applied



0204060 204060 204060 204060
Channels

0204060 204060 204060 204060
Channels

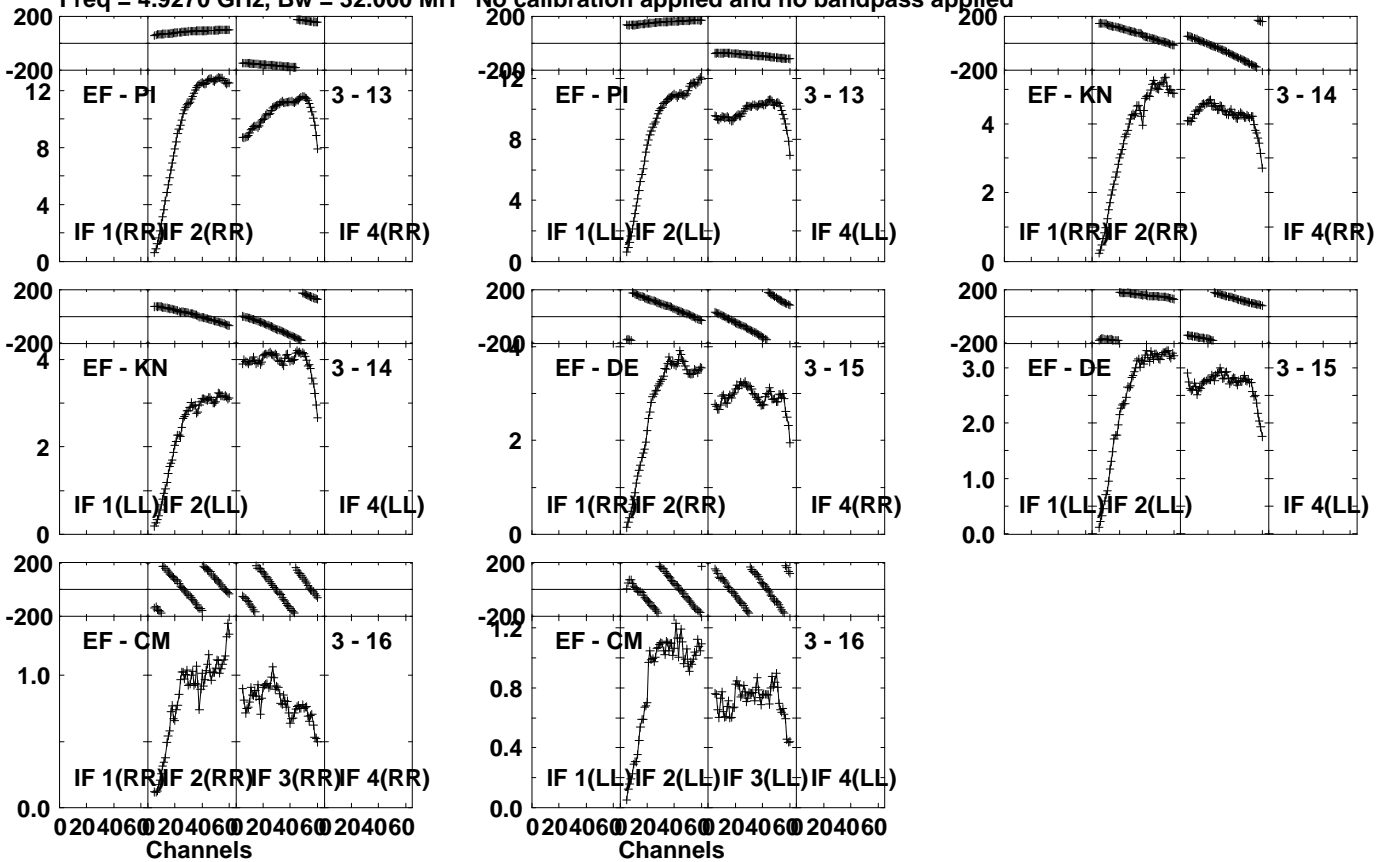
0204060 204060 204060 204060
Channels

Lower frame: Milli Ampl Jy Top frame: Phas deg
Vector averaged cross-power spectrum Several baselines displayed
Timerange: 00/11:43:51 to 00/11:45:30

Plot file version 282 created 13-FEB-2023 17:06:38

J0958+65 EW029D 1.UVDATA.1

Freq = 4.9270 GHz, Bw = 32.000 MH No calibration applied and no bandpass applied

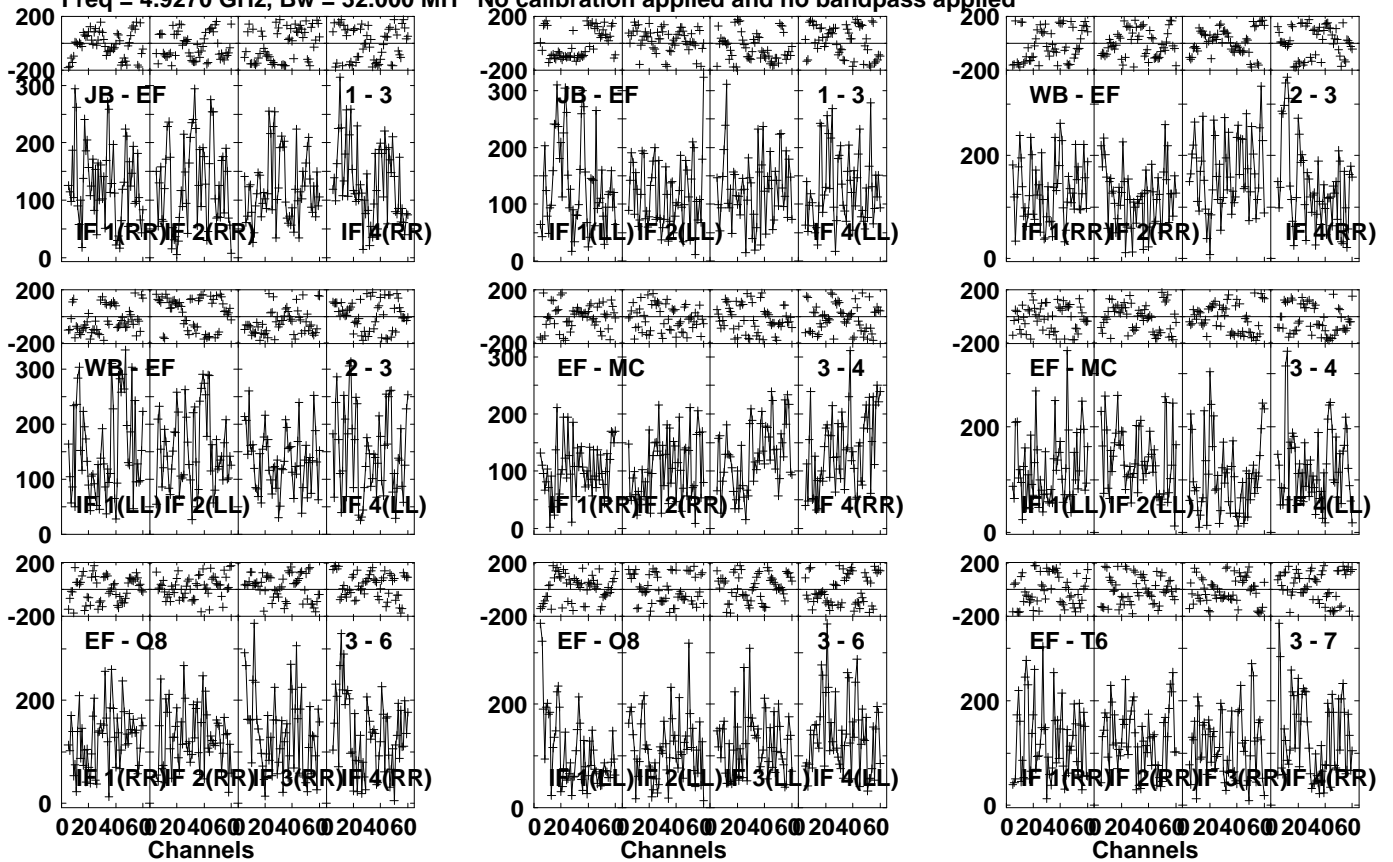


Lower frame: Milli Ampl Jy Top frame: Phas deg
Vector averaged cross-power spectrum Several baselines displayed
Timerange: 00/11:43:51 to 00/11:45:30

Plot file version 283 created 13-FEB-2023 17:06:39

EW02900 EW029D 1.UVDATA.1

Freq = 4.9270 GHz, Bw = 32.000 MH No calibration applied and no bandpass applied

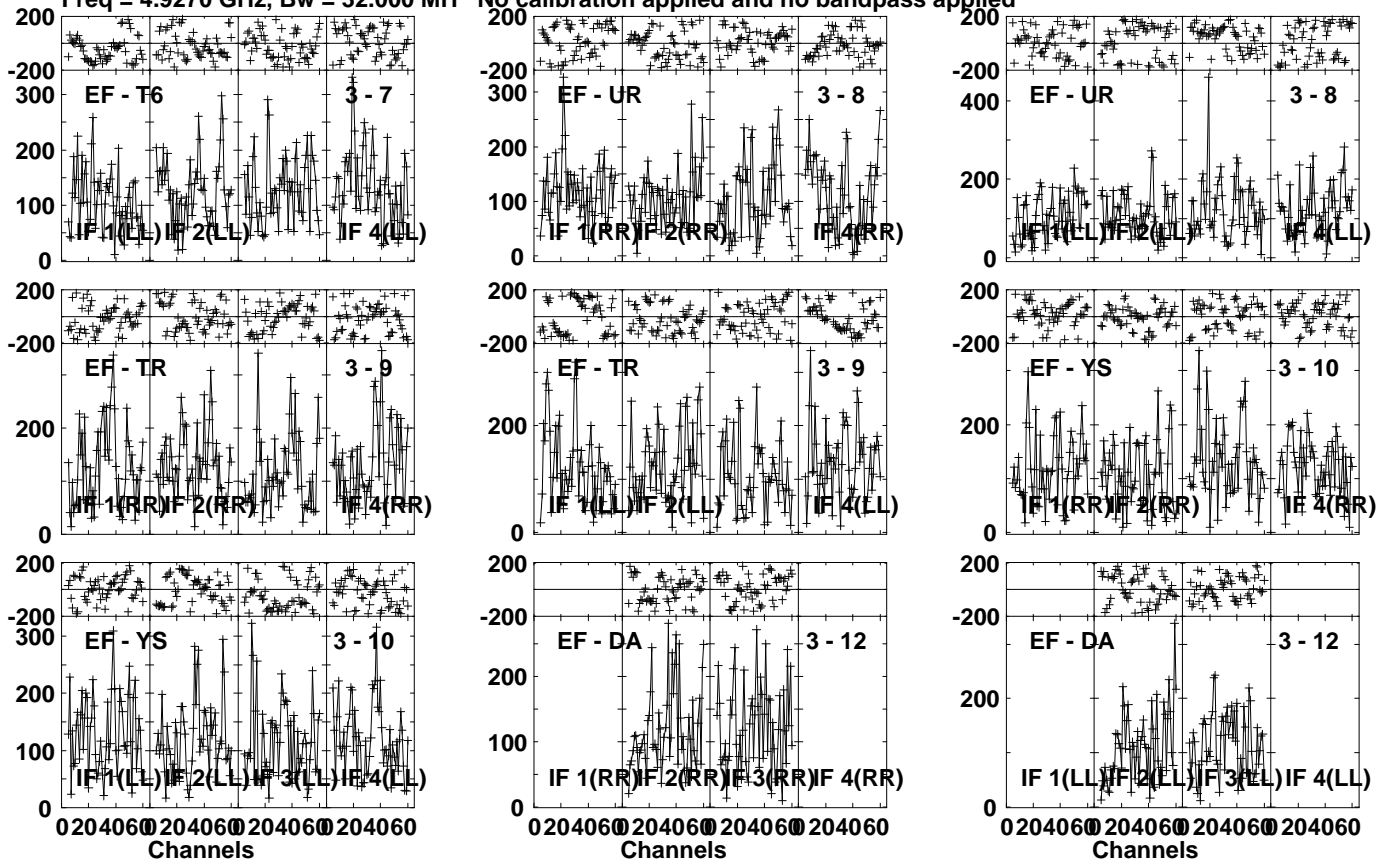


Lower frame: Micro Ampl Jy Top frame: Phas deg
 Vector averaged cross-power spectrum Several baselines displayed
 Timerange: 00/11:45:31 to 00/11:49:59

Plot file version 284 created 13-FEB-2023 17:06:39

EW02900 EW029D 1.UVDATA.1

Freq = 4.9270 GHz, Bw = 32.000 MH No calibration applied and no bandpass applied

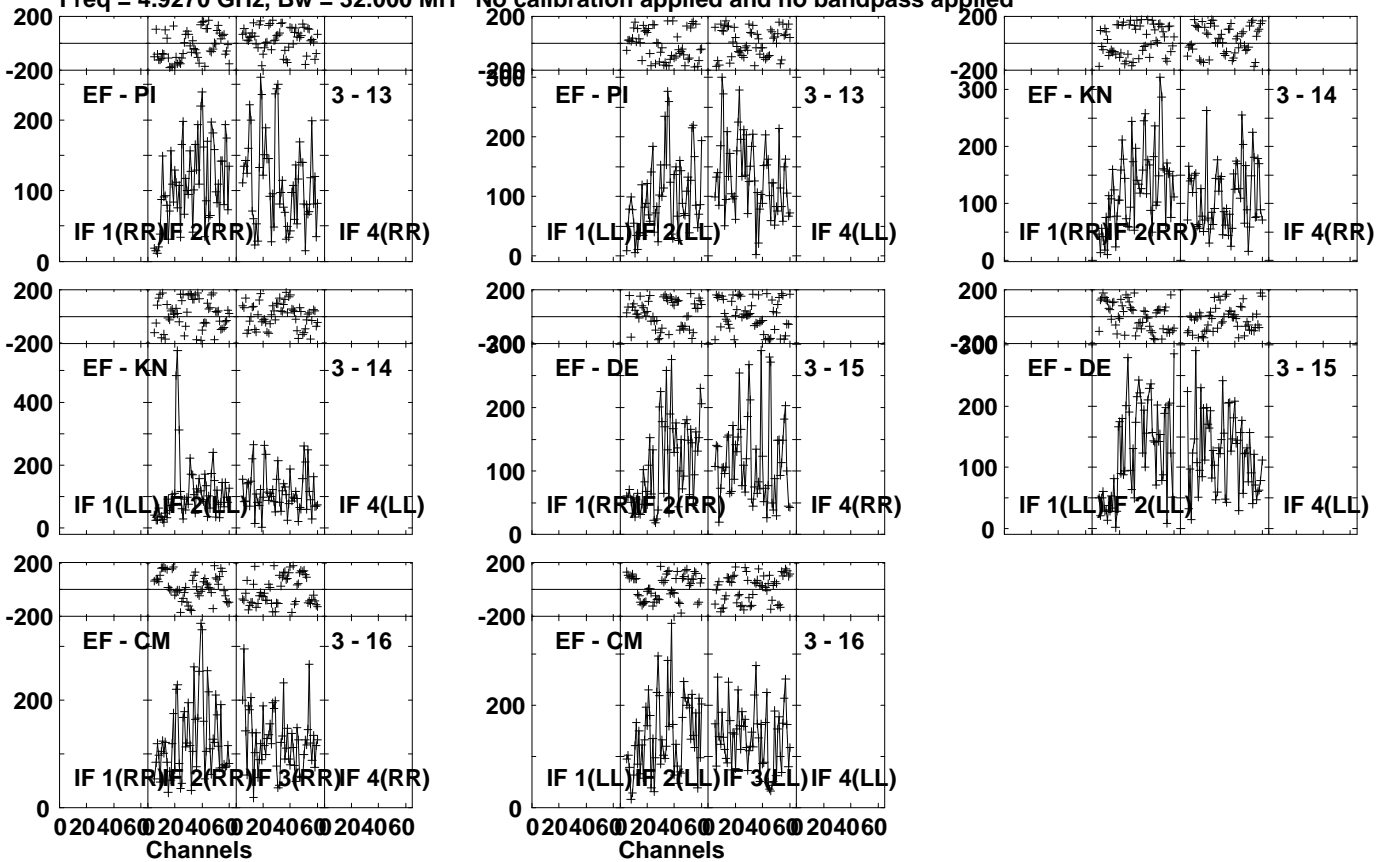


Lower frame: Micro Ampl Jy Top frame: Phas deg
Vector averaged cross-power spectrum Several baselines displayed
Timerange: 00/11:45:31 to 00/11:49:59

Plot file version 285 created 13-FEB-2023 17:06:39

EW02900 EW029D 1.UVDATA.1

Freq = 4.9270 GHz, Bw = 32.000 MH No calibration applied and no bandpass applied



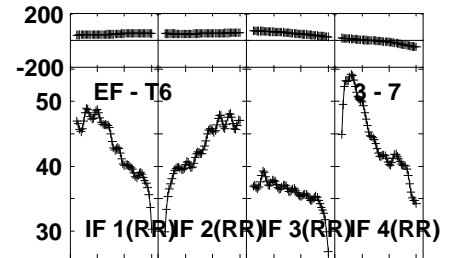
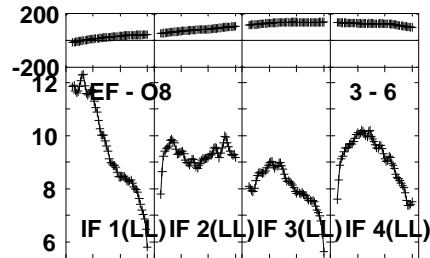
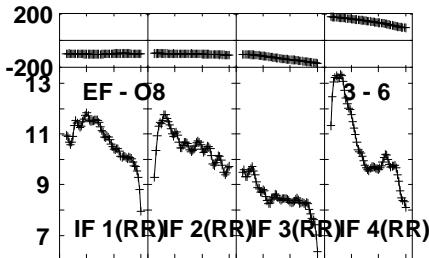
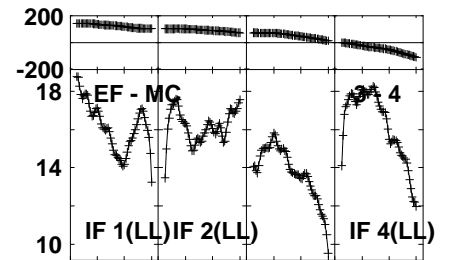
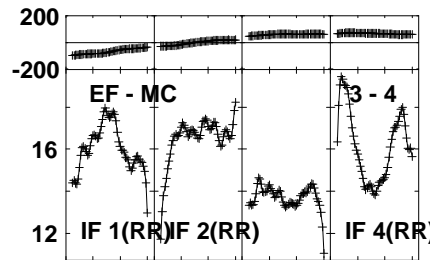
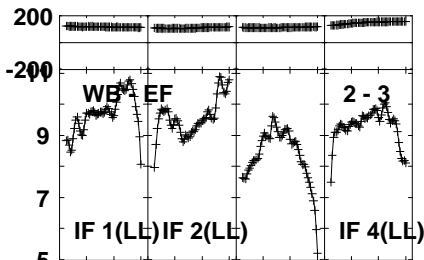
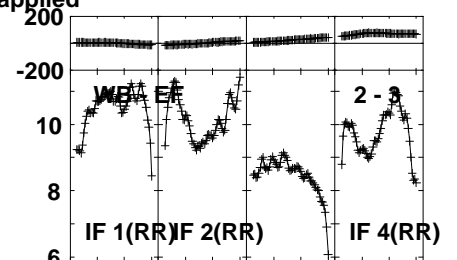
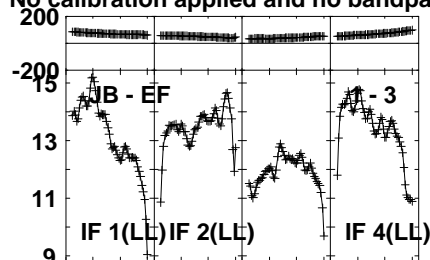
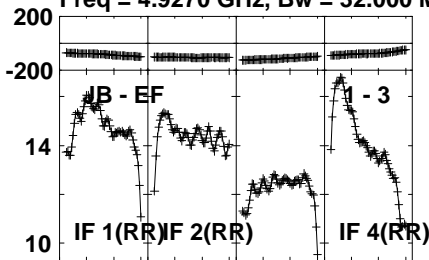
Lower frame: Micro Ampl Jy Top frame: Phas deg
Vector averaged cross-power spectrum Several baselines displayed
Timerange: 00/11:45:31 to 00/11:49:59

Plot file version 286 created 13-FEB-2023 17:06:39

J0958+65 EW029D 1.UVDATA.1

Freq = 4.9270 GHz, Bw = 32.000 MH

No calibration applied and no bandpass applied



0204060 204060 204060 204060
Channels

0204060 204060 204060 204060
Channels

0204060 204060 204060 204060
Channels

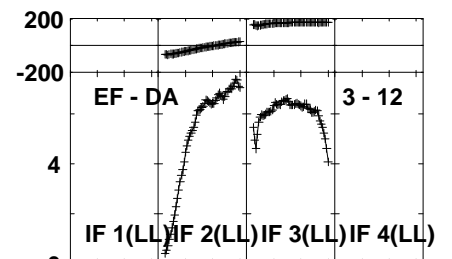
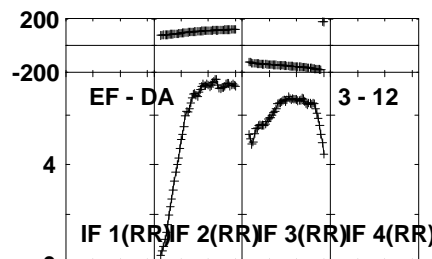
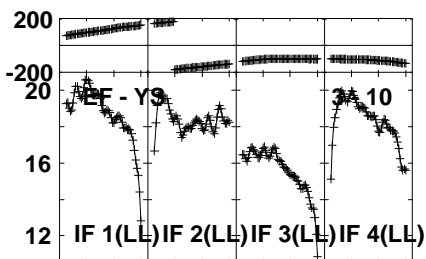
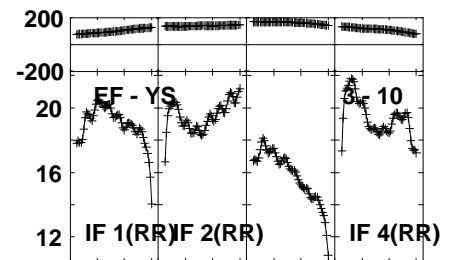
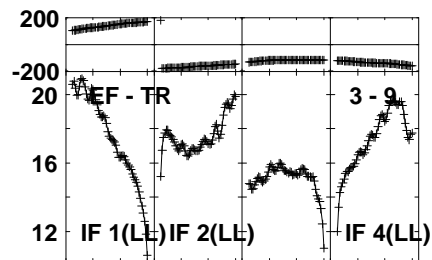
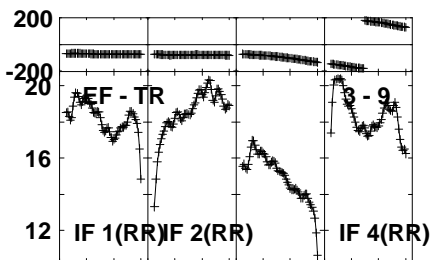
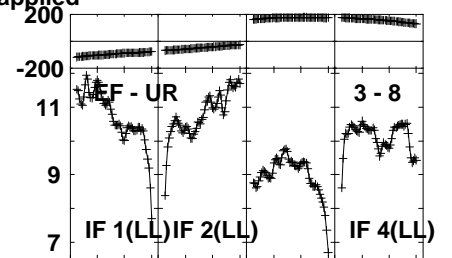
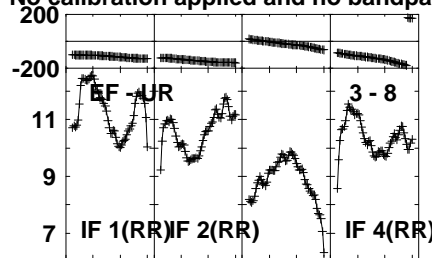
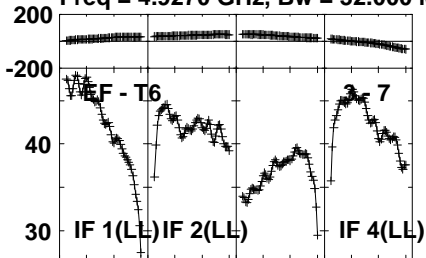
Lower frame: Milli Ampl Jy Top frame: Phas deg
Vector averaged cross-power spectrum Several baselines displayed
Timerange: 00/11:50:01 to 00/11:52:29

Plot file version 287 created 13-FEB-2023 17:06:39

J0958+65 EW029D 1.UVDATA.1

Freq = 4.9270 GHz, Bw = 32.000 MH

No calibration applied and no bandpass applied



0204060 204060 204060 204060
Channels

0204060 204060 204060 204060
Channels

0204060 204060 204060 204060
Channels

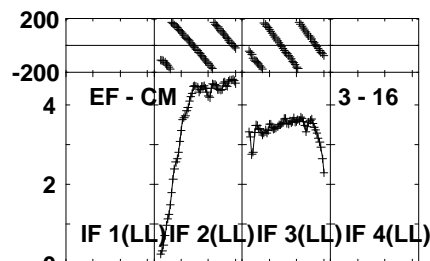
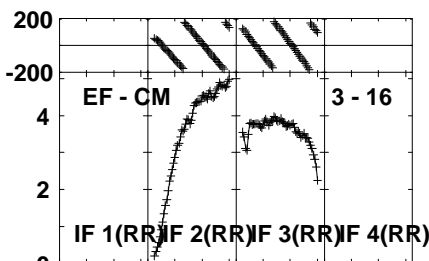
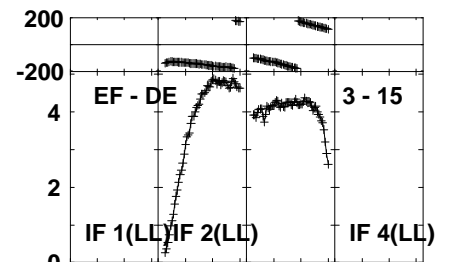
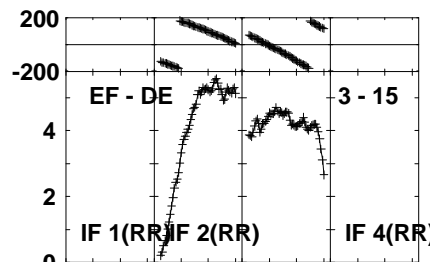
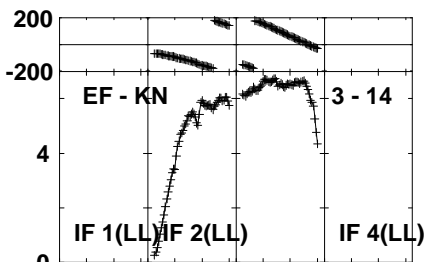
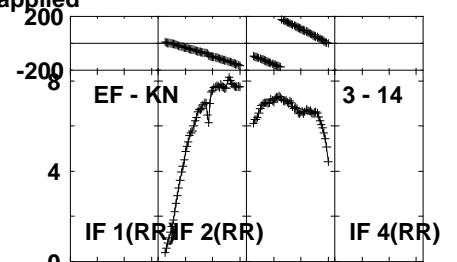
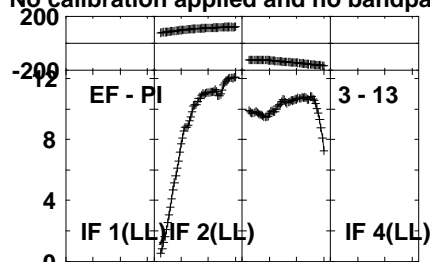
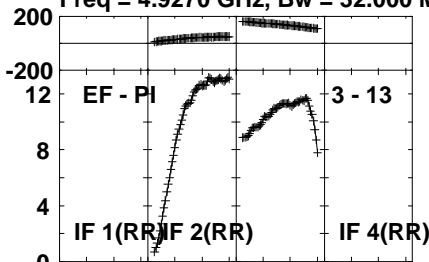
Lower frame: Milli Ampl Jy Top frame: Phas deg
Vector averaged cross-power spectrum Several baselines displayed
Timerange: 00/11:50:01 to 00/11:52:29

Plot file version 288 created 13-FEB-2023 17:06:39

J0958+65 EW029D 1.UVDATA.1

Freq = 4.9270 GHz, Bw = 32.000 MH

No calibration applied and no bandpass applied



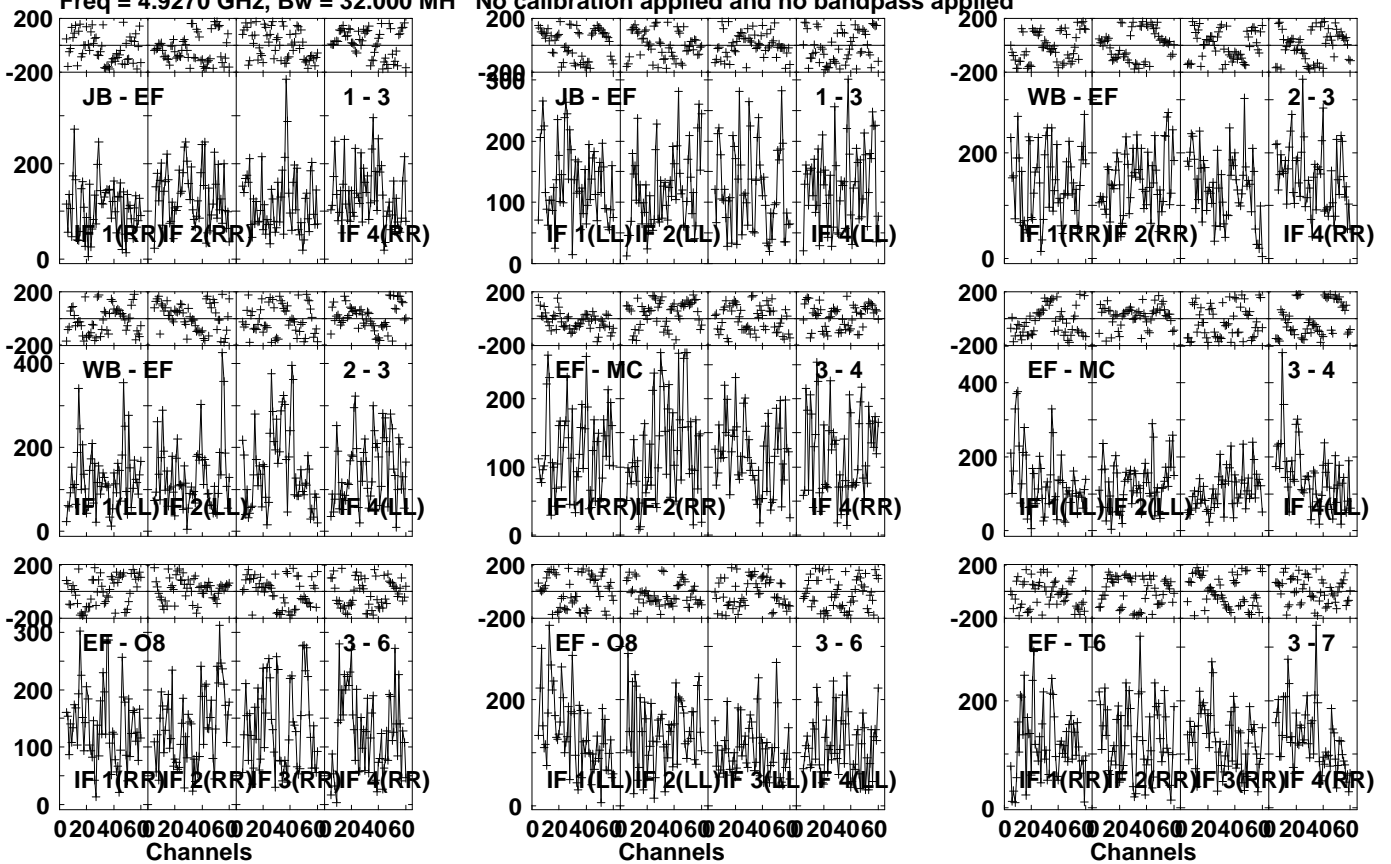
Lower frame: Milli Ampl Jy Top frame: Phas deg
Vector averaged cross-power spectrum Several baselines displayed
Timerange: 00/11:50:01 to 00/11:52:29

Plot file version 289 created 13-FEB-2023 17:06:39

EW02900 EW029D 1.UVDATA.1

Freq = 4.9270 GHz, Bw = 32.000 MH

No calibration applied and no bandpass applied

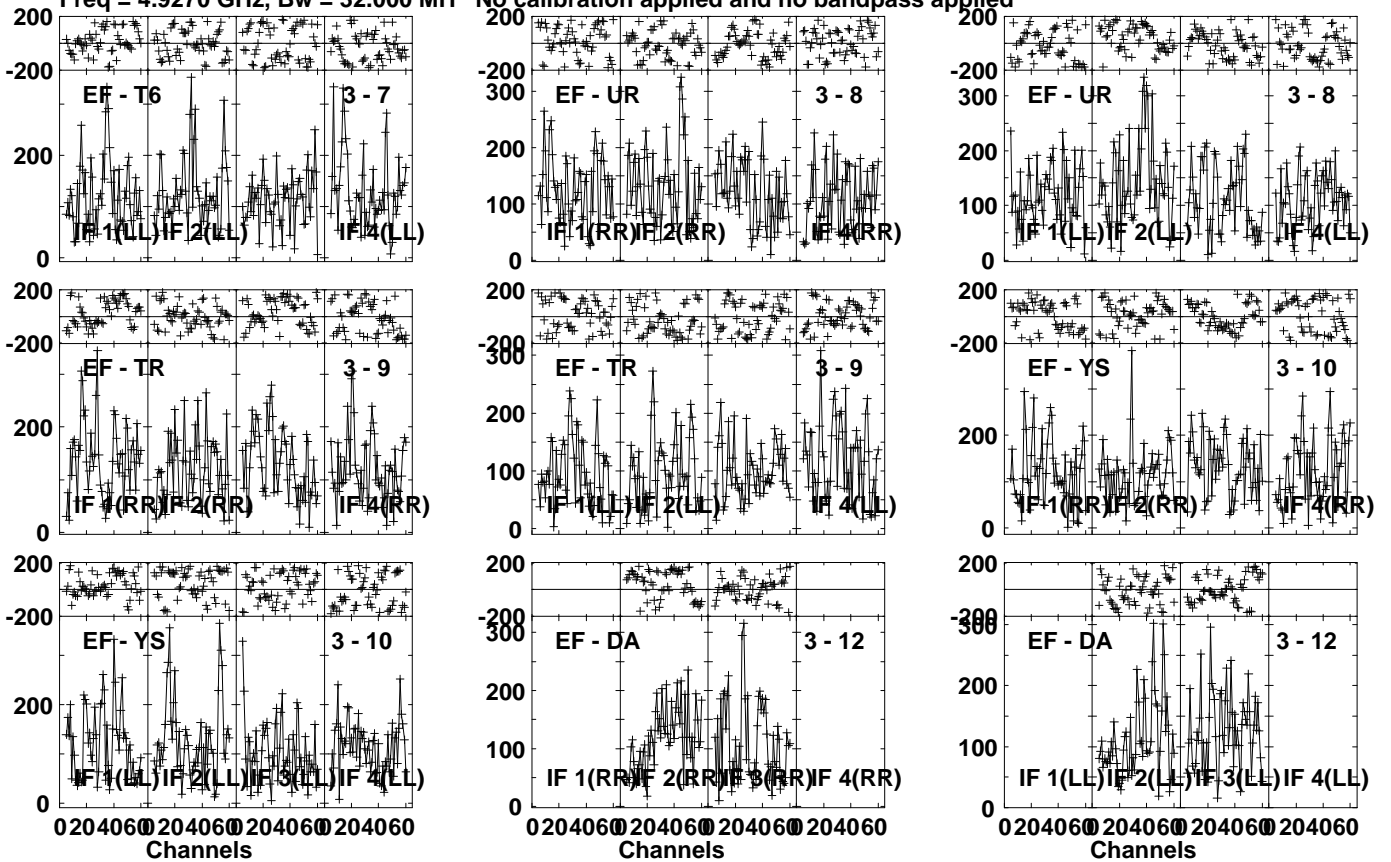


Lower frame: Micro Ampl Jy Top frame: Phas deg
Vector averaged cross-power spectrum Several baselines displayed
Timerange: 00/11:52:31 to 00/11:56:59

Plot file version 290 created 13-FEB-2023 17:06:40

EW02900 EW029D 1.UVDATA.1

Freq = 4.9270 GHz, Bw = 32.000 MH No calibration applied and no bandpass applied



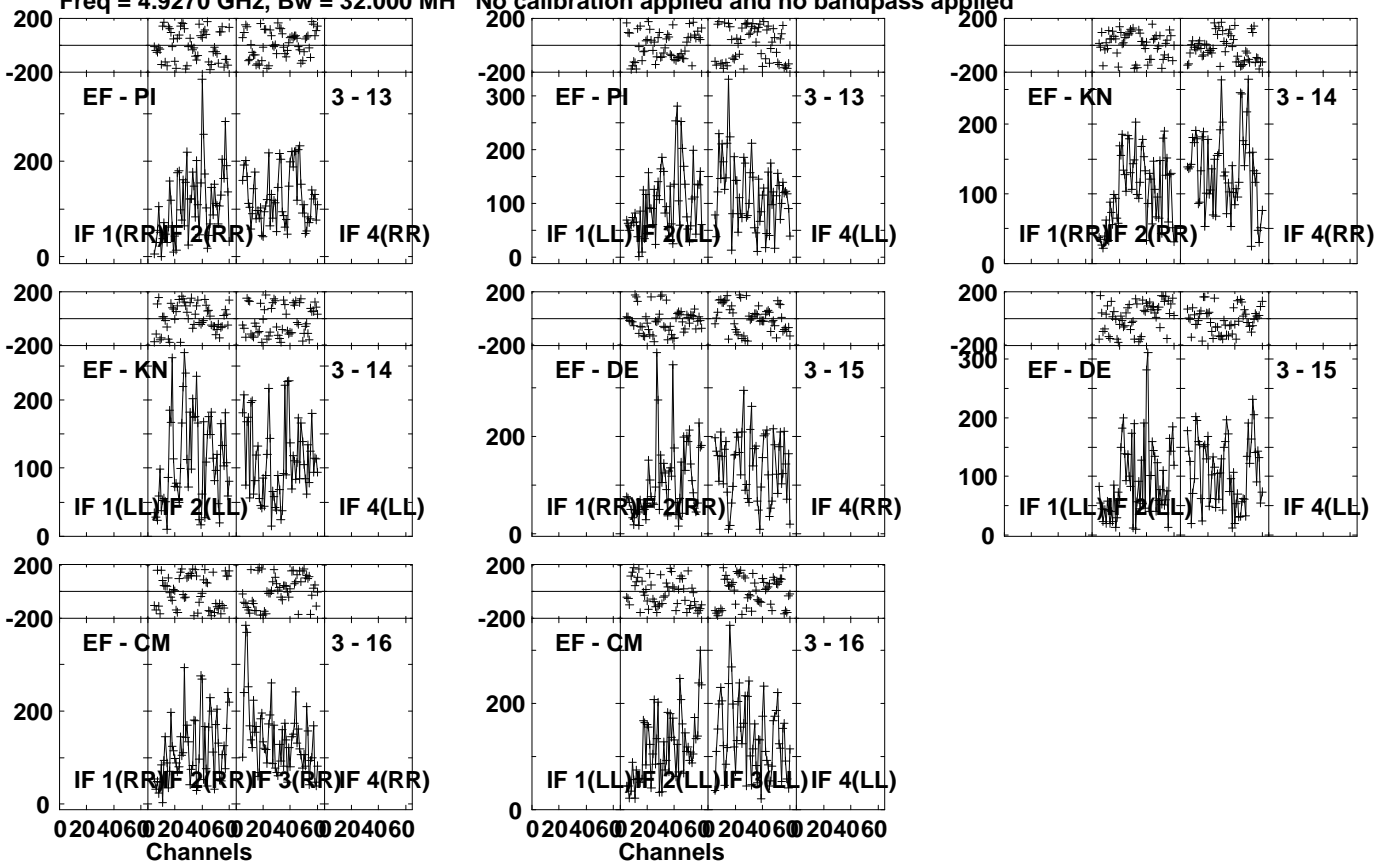
Lower frame: Micro Ampl Jy Top frame: Phas deg
Vector averaged cross-power spectrum Several baselines displayed
Timerange: 00/11:52:31 to 00/11:56:59

Plot file version 291 created 13-FEB-2023 17:06:40

EW02900 EW029D 1.UVDATA.1

Freq = 4.9270 GHz, Bw = 32.000 MH

No calibration applied and no bandpass applied



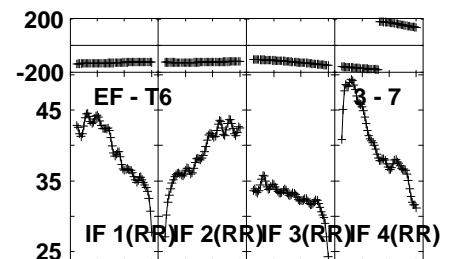
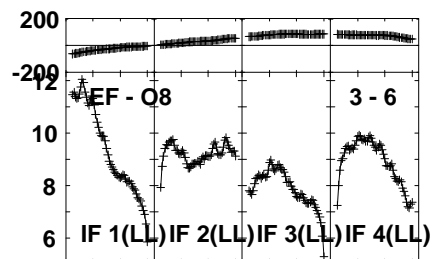
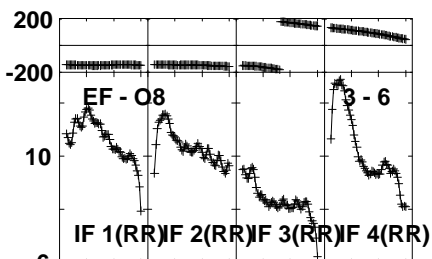
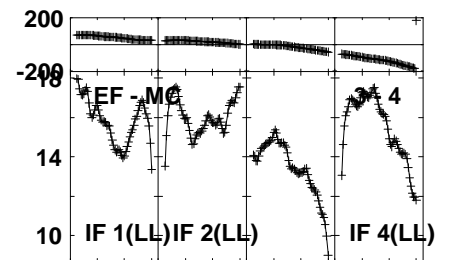
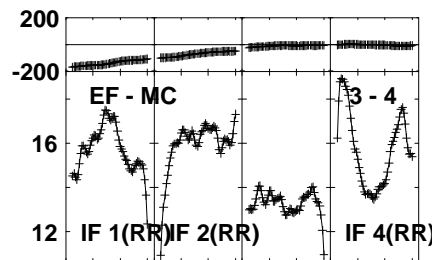
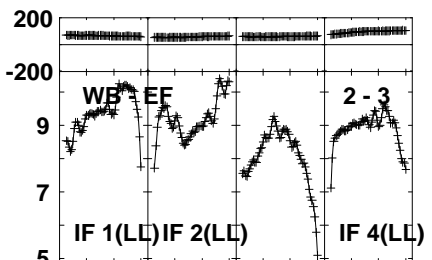
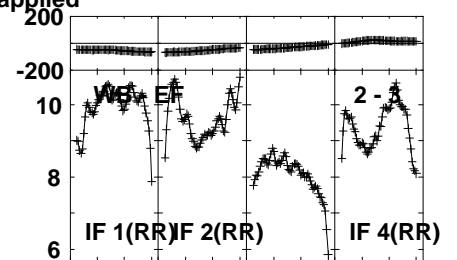
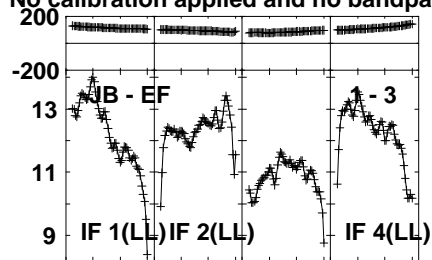
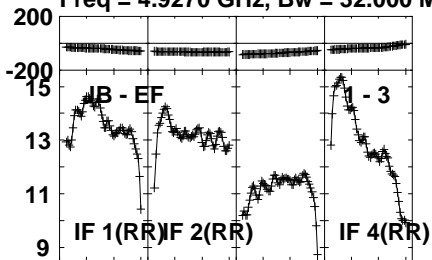
Lower frame: Micro Ampl Jy Top frame: Phas deg
Vector averaged cross-power spectrum Several baselines displayed
Timerange: 00/11:52:31 to 00/11:56:59

Plot file version 292 created 13-FEB-2023 17:06:40

J0958+65 EW029D 1.UVDATA.1

Freq = 4.9270 GHz, Bw = 32.000 MH

No calibration applied and no bandpass applied



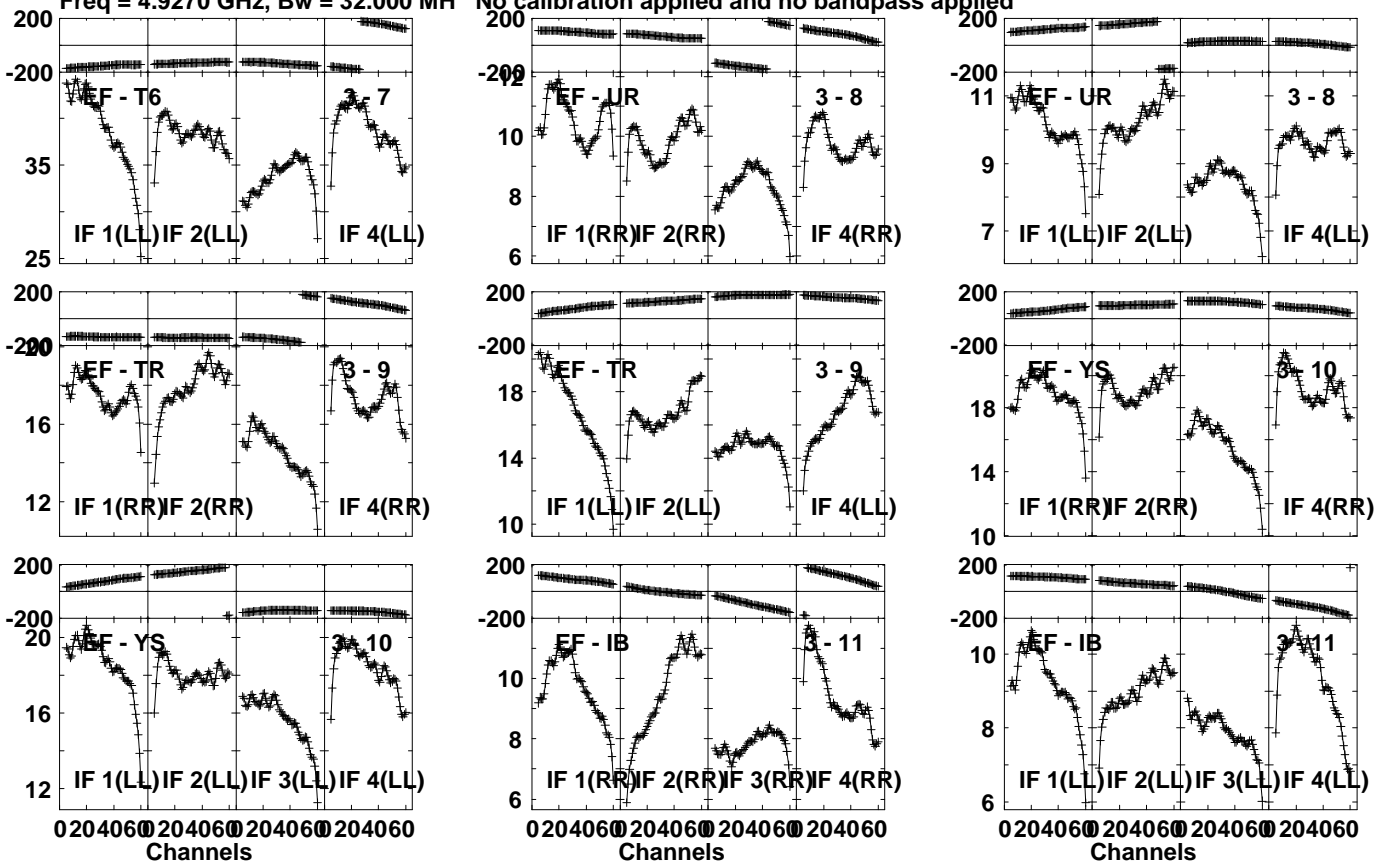
Lower frame: Milli Ampl Jy Top frame: Phas deg
Vector averaged cross-power spectrum Several baselines displayed
Timerange: 00/11:57:50 to 00/11:59:29

Plot file version 293 created 13-FEB-2023 17:06:40

J0958+65 EW029D 1.UVDATA.1

Freq = 4.9270 GHz, Bw = 32.000 MH

No calibration applied and no bandpass applied



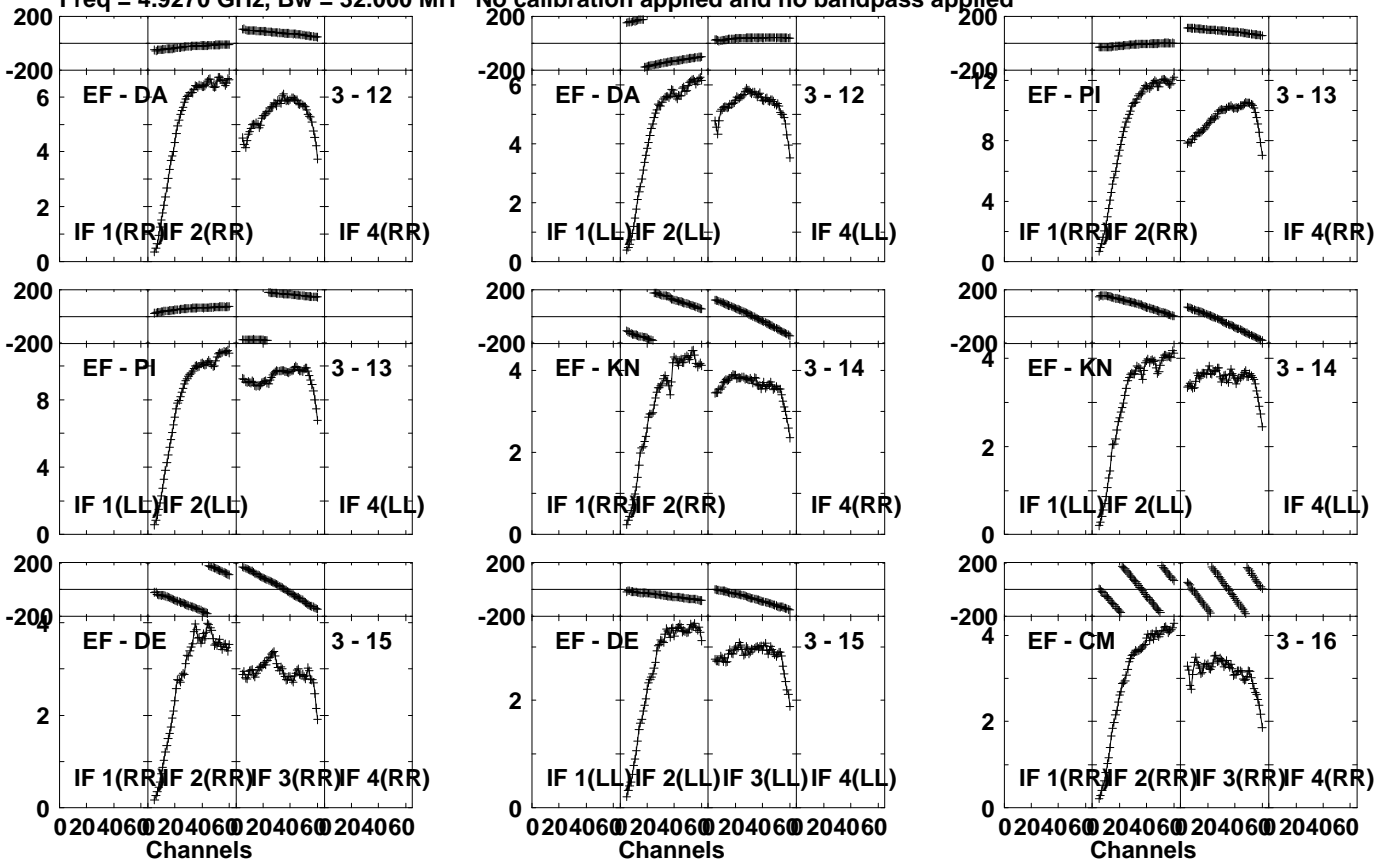
Lower frame: Milli Ampl Jy Top frame: Phas deg
Vector averaged cross-power spectrum Several baselines displayed
Timerange: 00/11:57:50 to 00/11:59:29

Plot file version 294 created 13-FEB-2023 17:06:40

J0958+65 EW029D 1.UVDATA.1

Freq = 4.9270 GHz, Bw = 32.000 MH

No calibration applied and no bandpass applied



Lower frame: Milli Ampl Jy Top frame: Phas deg

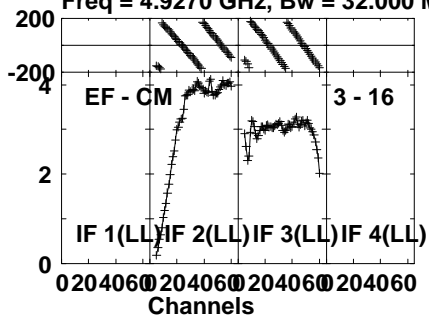
Vector averaged cross-power spectrum Several baselines displayed

Timerange: 00/11:57:50 to 00/11:59:29

Plot file version 295 created 13-FEB-2023 17:06:40

J0958+65 EW029D 1.UVDATA.1

Freq = 4.9270 GHz, Bw = 32.000 MH No calibration applied and no bandpass applied



Lower frame: Milli Ampl Jy Top frame: Phas deg

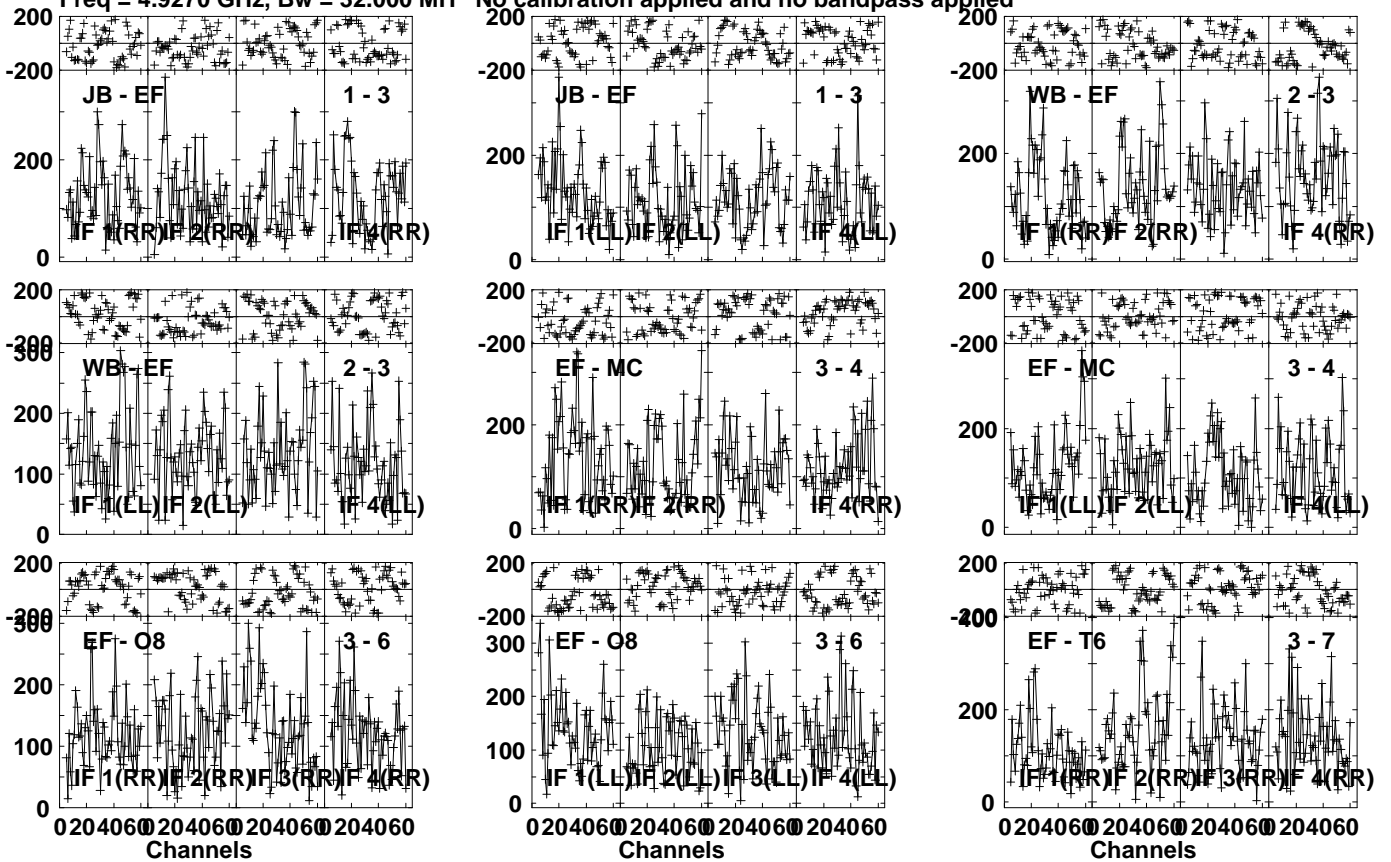
Vector averaged cross-power spectrum Several baselines displayed

Timerange: 00/11:57:50 to 00/11:59:29

Plot file version 296 created 13-FEB-2023 17:06:40

EW02900 EW029D 1.UVDATA.1

Freq = 4.9270 GHz, Bw = 32.000 MH No calibration applied and no bandpass applied

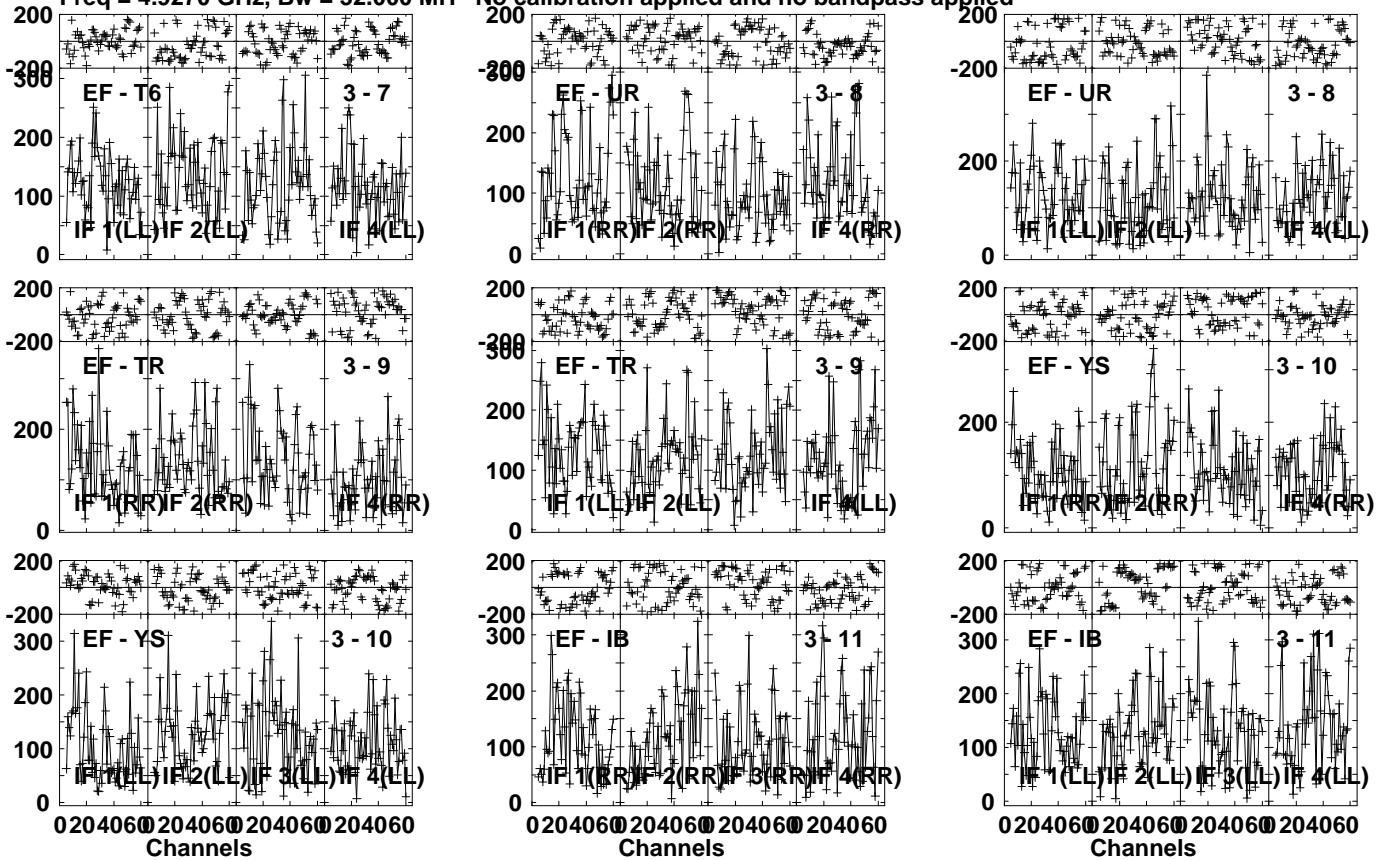


Lower frame: Micro Ampl Jy Top frame: Phas deg
Vector averaged cross-power spectrum Several baselines displayed
Timerange: 00/11:59:31 to 00/12:03:59

Plot file version 297 created 13-FEB-2023 17:06:41

EW02900 EW029D 1.UVDATA.1

Freq = 4.9270 GHz, Bw = 32.000 MH No calibration applied and no bandpass applied



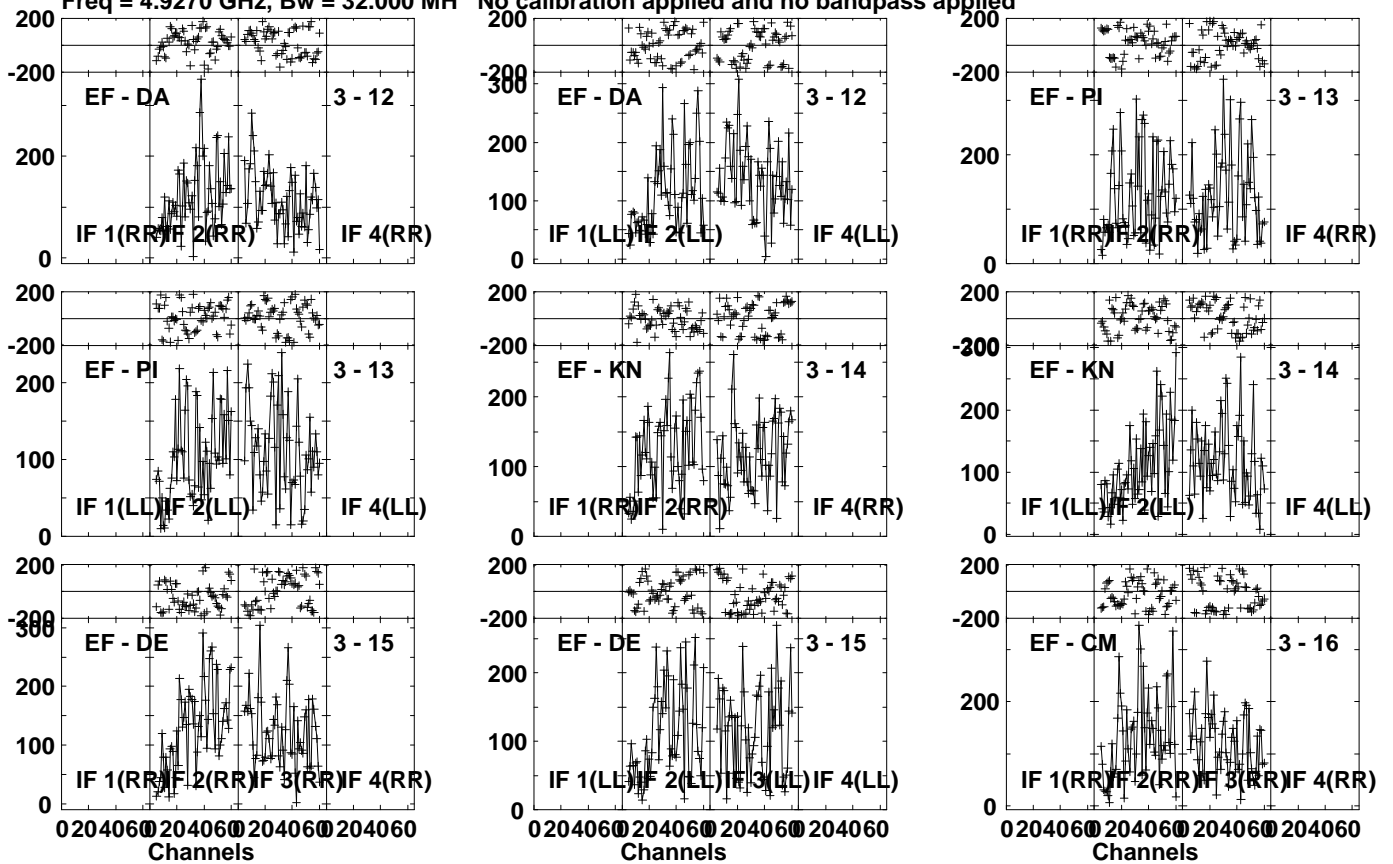
Lower frame: Micro Ampl Jy Top frame: Phas deg
Vector averaged cross-power spectrum Several baselines displayed
Timerange: 00/11:59:31 to 00/12:03:59

Plot file version 298 created 13-FEB-2023 17:06:41

EW02900 EW029D 1.UVDATA.1

Freq = 4.9270 GHz, Bw = 32.000 MH

No calibration applied and no bandpass applied

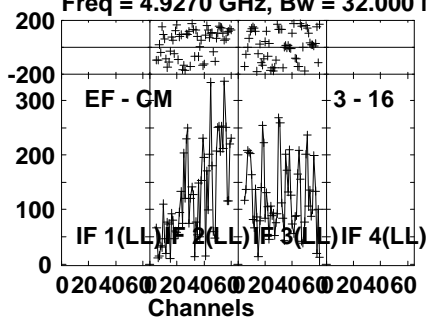


Lower frame: Micro Ampl Jy Top frame: Phas deg
Vector averaged cross-power spectrum Several baselines displayed
Timerange: 00/11:59:31 to 00/12:03:59

Plot file version 299 created 13-FEB-2023 17:06:41

EW02900 EW029D 1.UVDATA.1

Freq = 4.9270 GHz, Bw = 32.000 MH No calibration applied and no bandpass applied



Lower frame: Micro Ampl Jy Top frame: Phas deg

Vector averaged cross-power spectrum Several baselines displayed

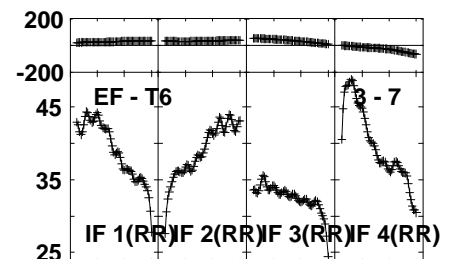
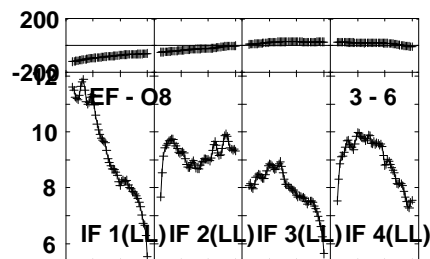
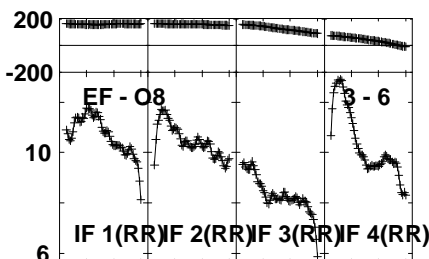
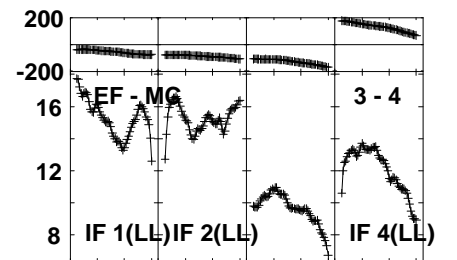
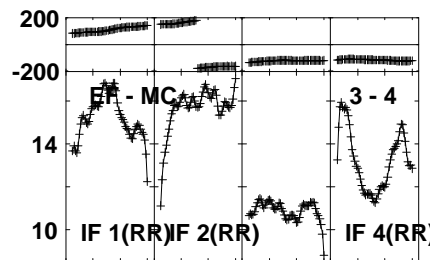
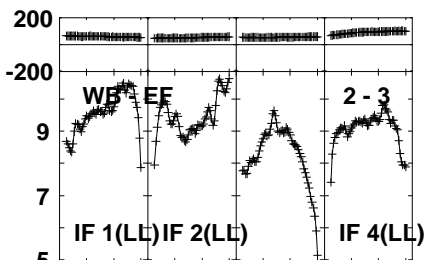
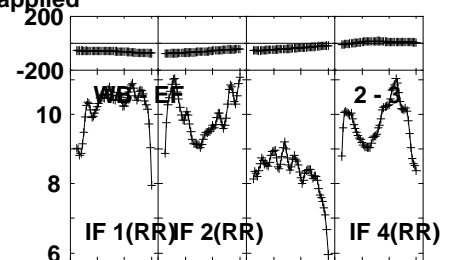
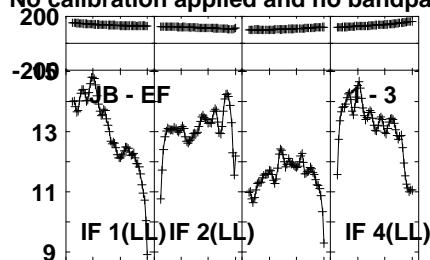
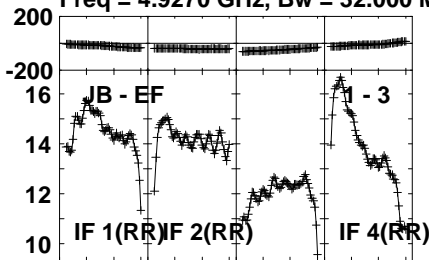
Timerange: 00/11:59:31 to 00/12:03:59

Plot file version 300 created 13-FEB-2023 17:06:41

J0958+65 EW029D 1.UVDATA.1

Freq = 4.9270 GHz, Bw = 32.000 MH

No calibration applied and no bandpass applied



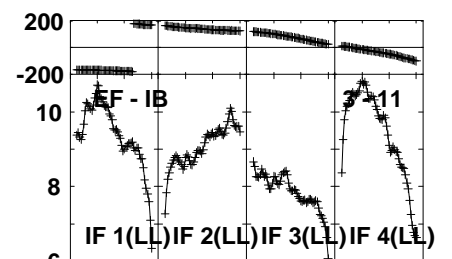
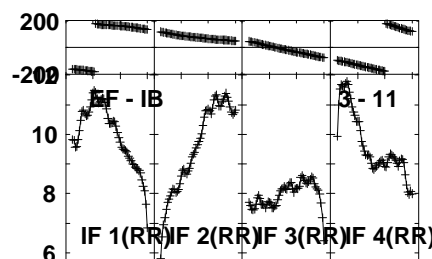
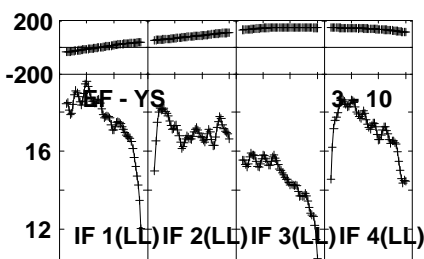
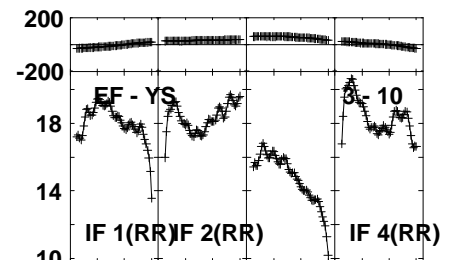
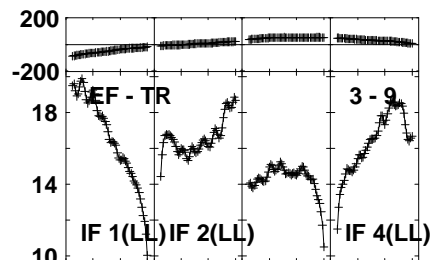
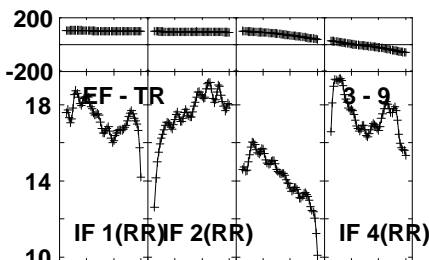
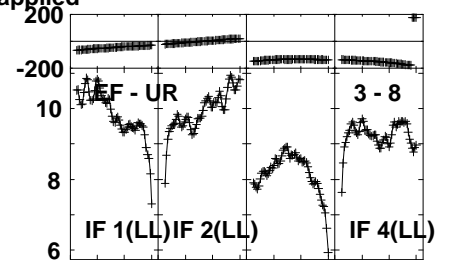
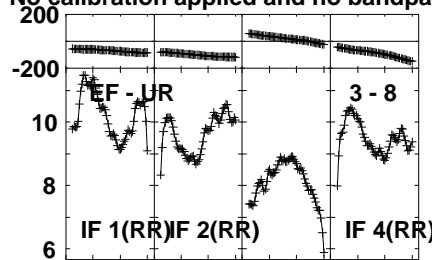
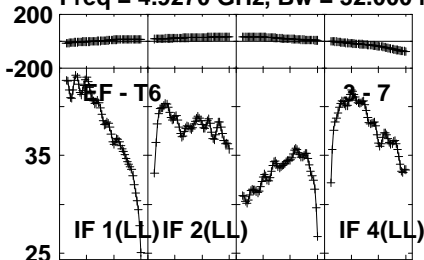
Lower frame: Milli Ampl Jy Top frame: Phas deg
Vector averaged cross-power spectrum Several baselines displayed
Timerange: 00/12:04:51 to 00/12:06:30

Plot file version 301 created 13-FEB-2023 17:06:41

J0958+65 EW029D 1.UVDATA.1

Freq = 4.9270 GHz, Bw = 32.000 MH

No calibration applied and no bandpass applied



0204060 204060 204060 204060
Channels

0204060 204060 204060 204060
Channels

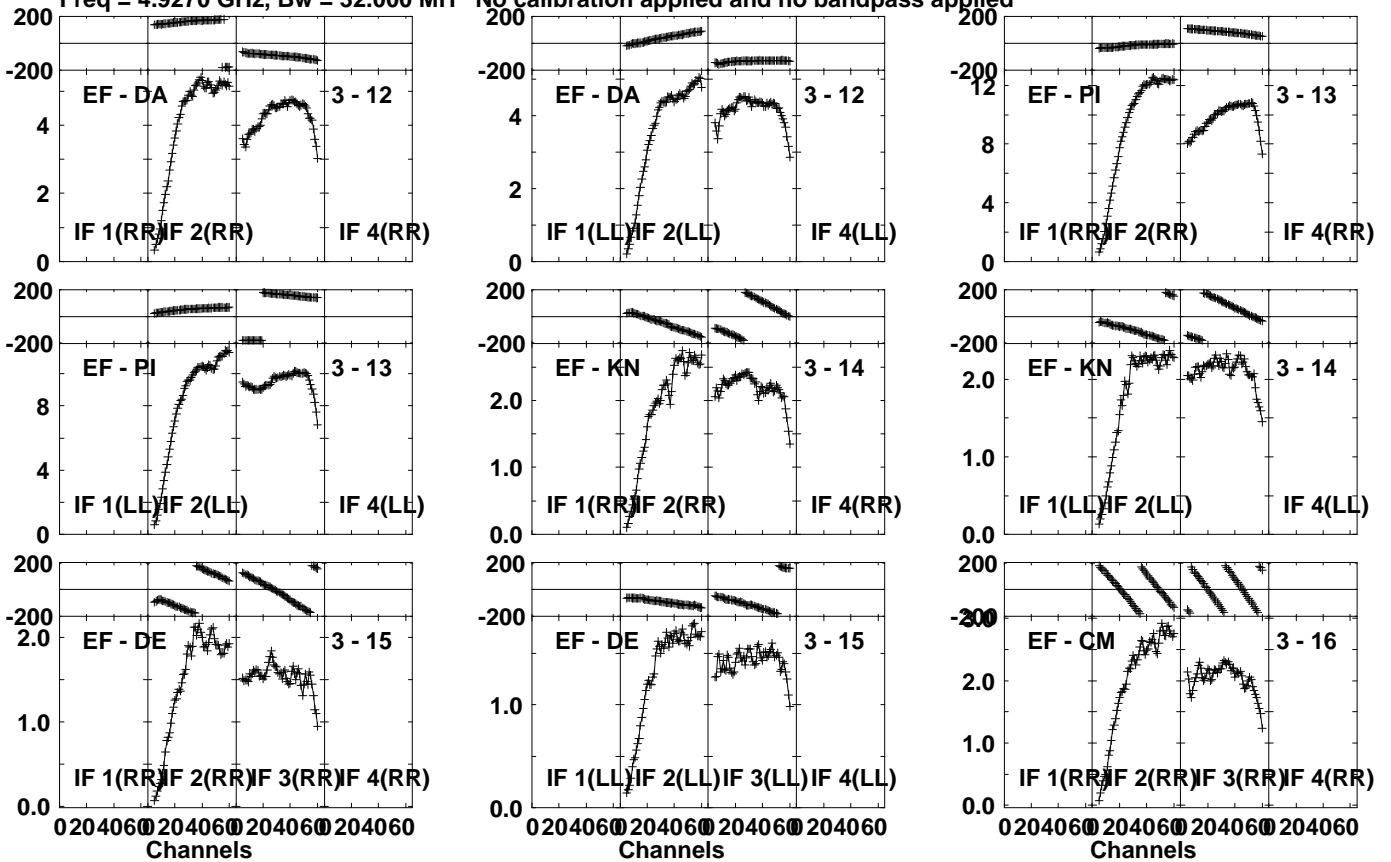
0204060 204060 204060 204060
Channels

Lower frame: Milli Ampl Jy Top frame: Phas deg
Vector averaged cross-power spectrum Several baselines displayed
Timerange: 00/12:04:51 to 00/12:06:30

Plot file version 302 created 13-FEB-2023 17:06:41

J0958+65 EW029D 1.UVDATA.1

Freq = 4.9270 GHz, Bw = 32.000 MH No calibration applied and no bandpass applied

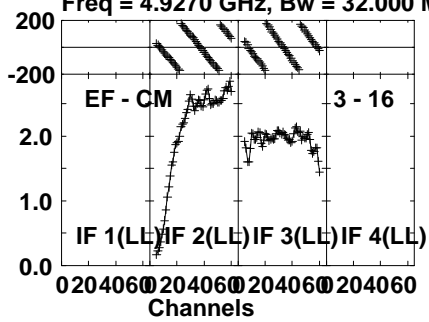


Lower frame: Milli Ampl Jy Top frame: Phas deg
Vector averaged cross-power spectrum Several baselines displayed
Timerange: 00/12:04:51 to 00/12:06:30

Plot file version 303 created 13-FEB-2023 17:06:41

J0958+65 EW029D 1.UVDATA.1

Freq = 4.9270 GHz, Bw = 32.000 MH No calibration applied and no bandpass applied



Lower frame: Milli Ampl Jy Top frame: Phas deg

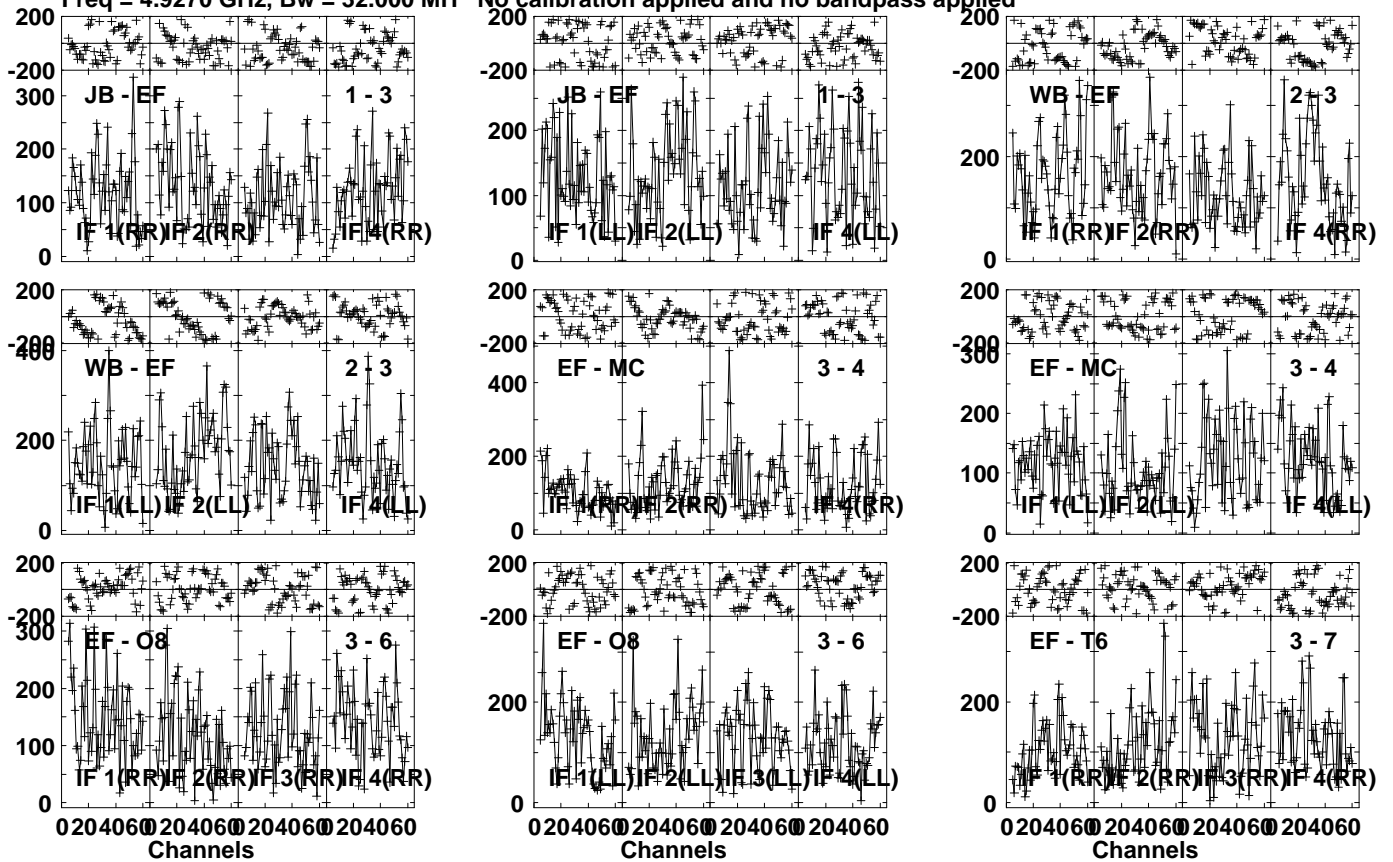
Vector averaged cross-power spectrum Several baselines displayed

Timerange: 00/12:04:51 to 00/12:06:30

Plot file version 304 created 13-FEB-2023 17:06:41

EW02900 EW029D 1.UVDATA.1

Freq = 4.9270 GHz, Bw = 32.000 MH No calibration applied and no bandpass applied



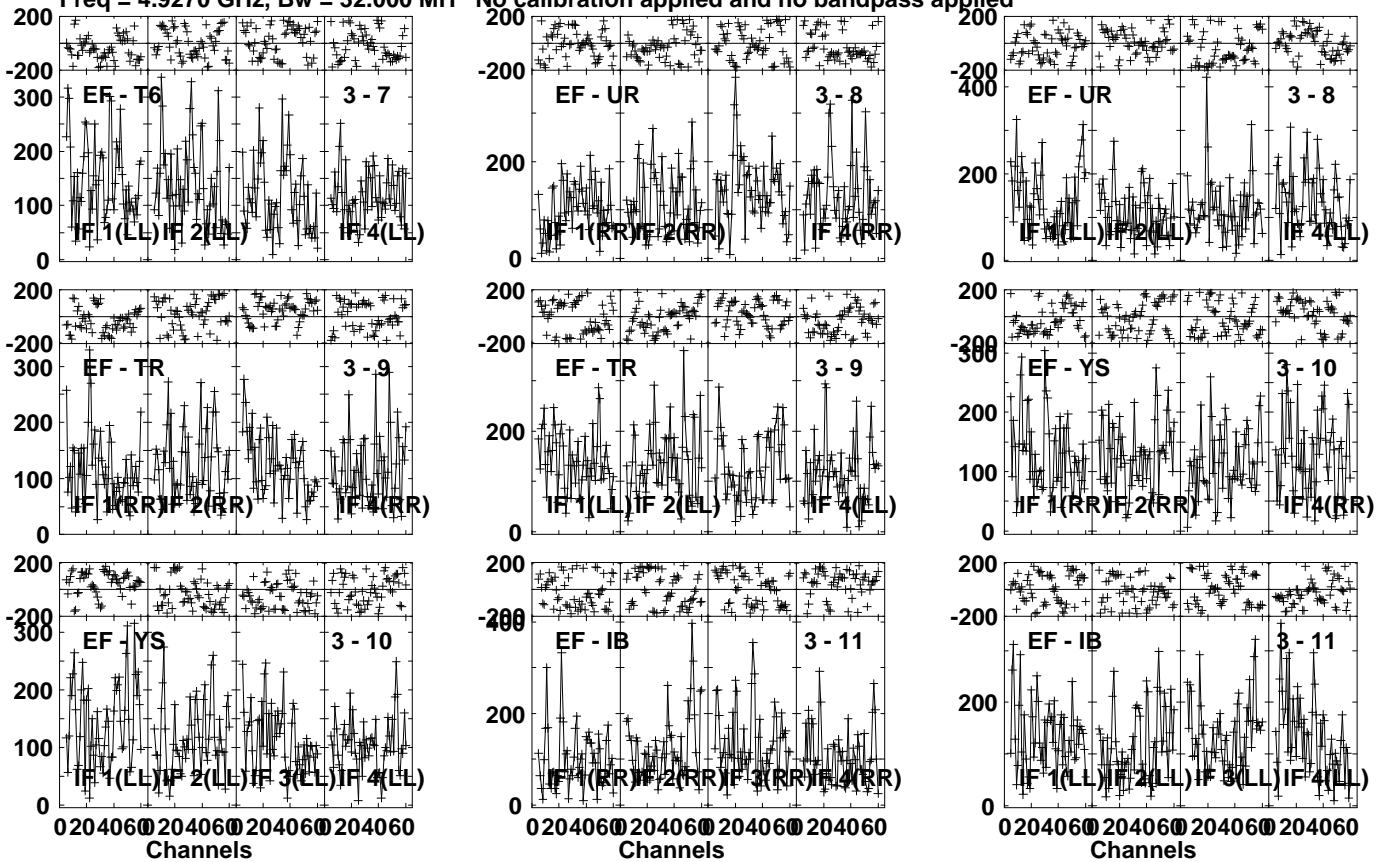
Lower frame: Micro Ampl Jy Top frame: Phas deg
Vector averaged cross-power spectrum Several baselines displayed
Timerange: 00:12:06:31 to 00:12:10:59

Plot file version 305 created 13-FEB-2023 17:06:42

EW02900 EW029D 1.UVDATA.1

Freq = 4.9270 GHz, Bw = 32.000 MH

No calibration applied and no bandpass applied

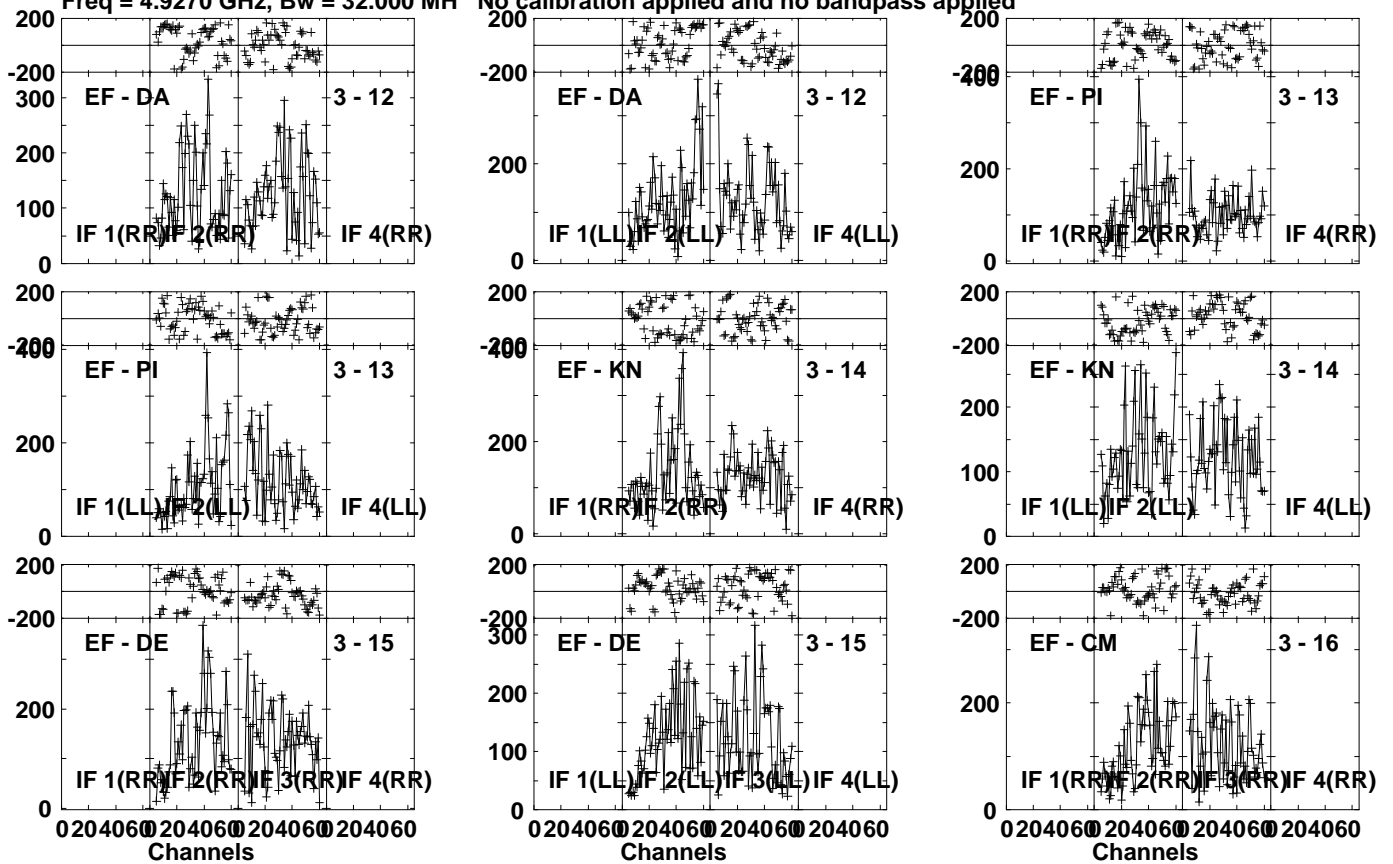


Lower frame: Micro Ampl Jy Top frame: Phas deg
Vector averaged cross-power spectrum Several baselines displayed
Timerange: 00:12:06:31 to 00:12:10:59

Plot file version 306 created 13-FEB-2023 17:06:42

EW02900 EW029D 1.UVDATA.1

Freq = 4.9270 GHz, Bw = 32.000 MH No calibration applied and no bandpass applied

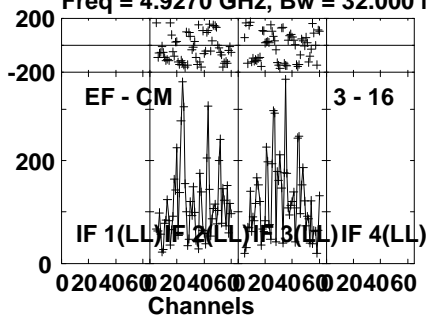


Lower frame: Micro Ampl Jy Top frame: Phas deg
Vector averaged cross-power spectrum Several baselines displayed
Timerange: 00/12:06:31 to 00/12:10:59

Plot file version 307 created 13-FEB-2023 17:06:42

EW02900 EW029D 1.UVDATA.1

Freq = 4.9270 GHz, Bw = 32.000 MH No calibration applied and no bandpass applied



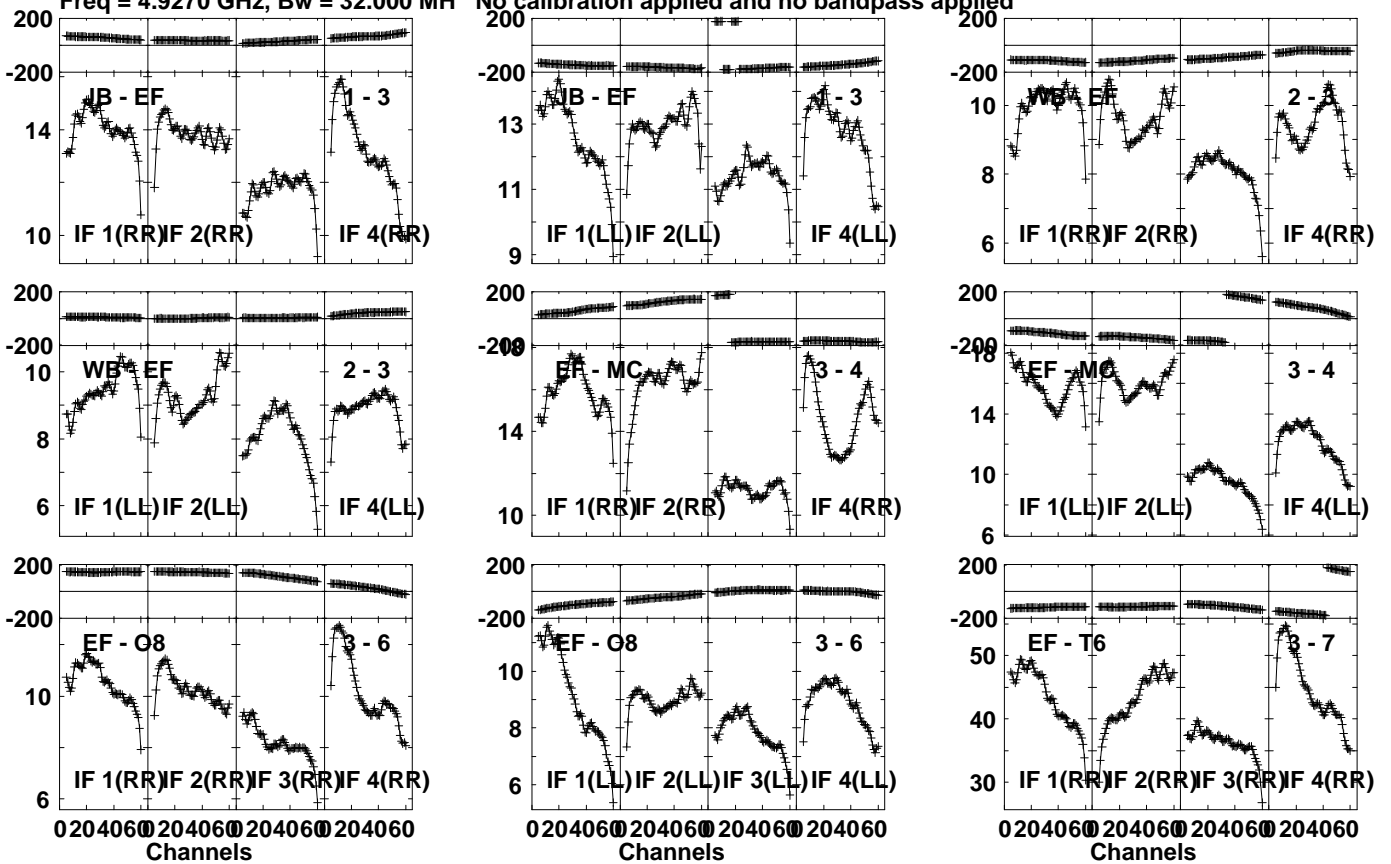
Lower frame: Micro Ampl Jy Top frame: Phas deg
Vector averaged cross-power spectrum Several baselines displayed
Timerange: 00/12:06:31 to 00/12:10:59

Plot file version 308 created 13-FEB-2023 17:06:42

J0958+65 EW029D 1.UVDATA.1

Freq = 4.9270 GHz, Bw = 32.000 MH

No calibration applied and no bandpass applied



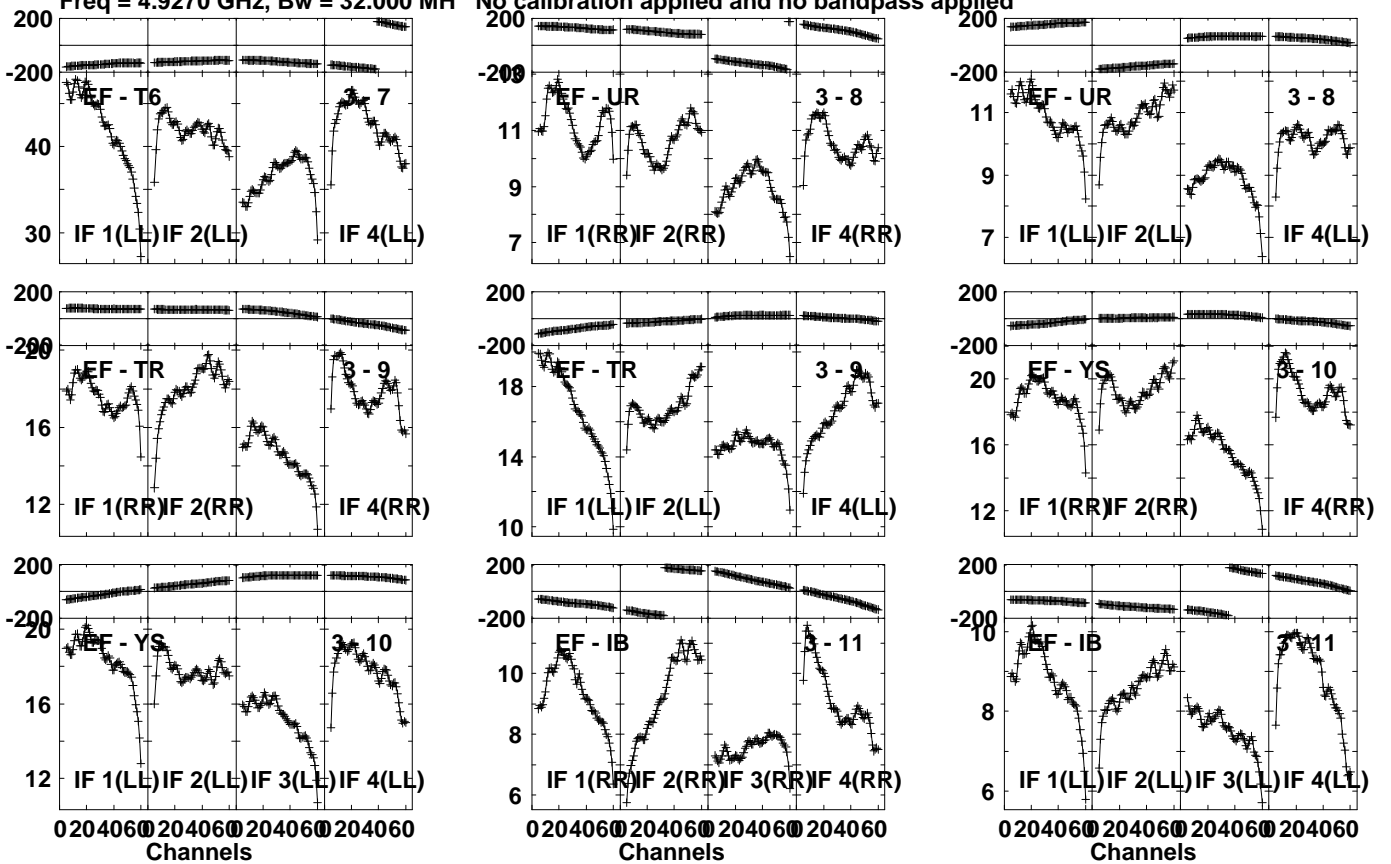
Lower frame: Milli Ampl Jy Top frame: Phas deg
Vector averaged cross-power spectrum Several baselines displayed
Timerange: 00/12:11:00 to 00/12:13:29

Plot file version 309 created 13-FEB-2023 17:06:42

J0958+65 EW029D 1.UVDATA.1

Freq = 4.9270 GHz, Bw = 32.000 MH

No calibration applied and no bandpass applied



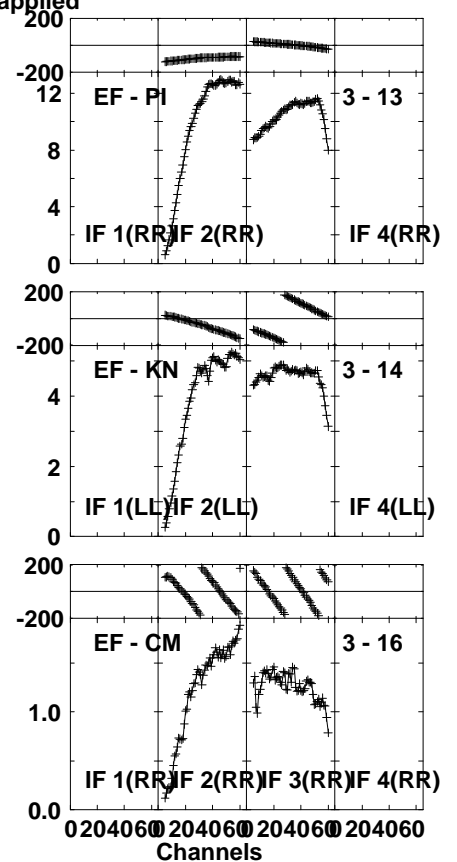
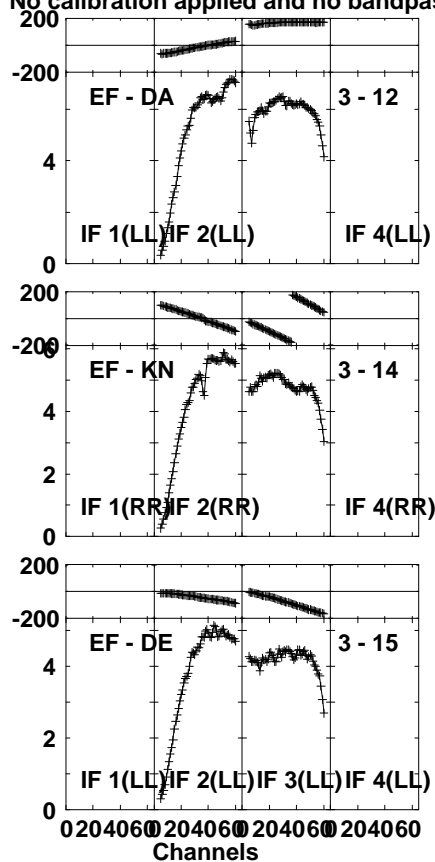
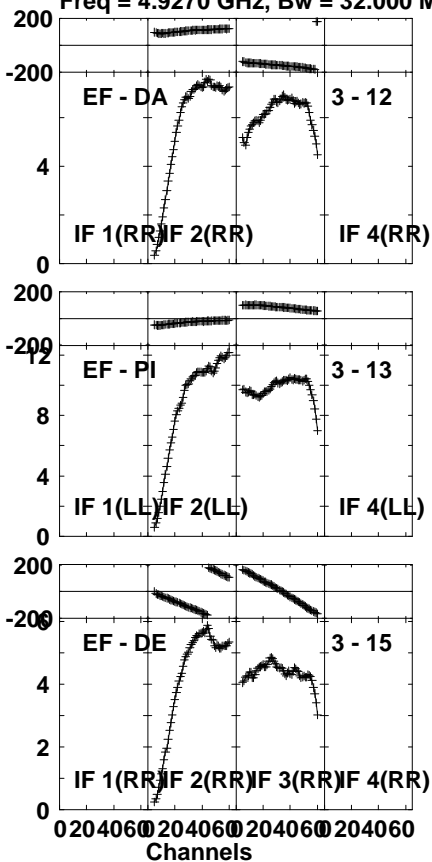
Lower frame: Milli Ampl Jy Top frame: Phas deg
Vector averaged cross-power spectrum Several baselines displayed
Timerange: 00/12:11:00 to 00/12:13:29

Plot file version 310 created 13-FEB-2023 17:06:42

J0958+65 EW029D 1.UVDATA.1

Freq = 4.9270 GHz, Bw = 32.000 MH

No calibration applied and no bandpass applied

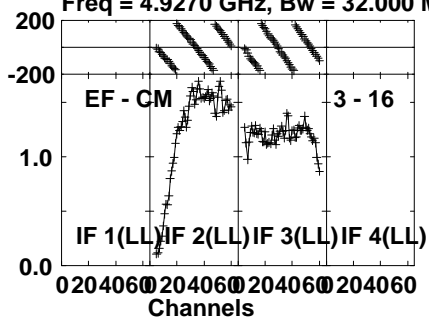


Lower frame: Milli Ampl Jy Top frame: Phas deg
Vector averaged cross-power spectrum Several baselines displayed
Timerange: 00/12:11:00 to 00/12:13:29

Plot file version 311 created 13-FEB-2023 17:06:43

J0958+65 EW029D 1.UVDATA.1

Freq = 4.9270 GHz, Bw = 32.000 MH No calibration applied and no bandpass applied



Lower frame: Milli Ampl Jy Top frame: Phas deg

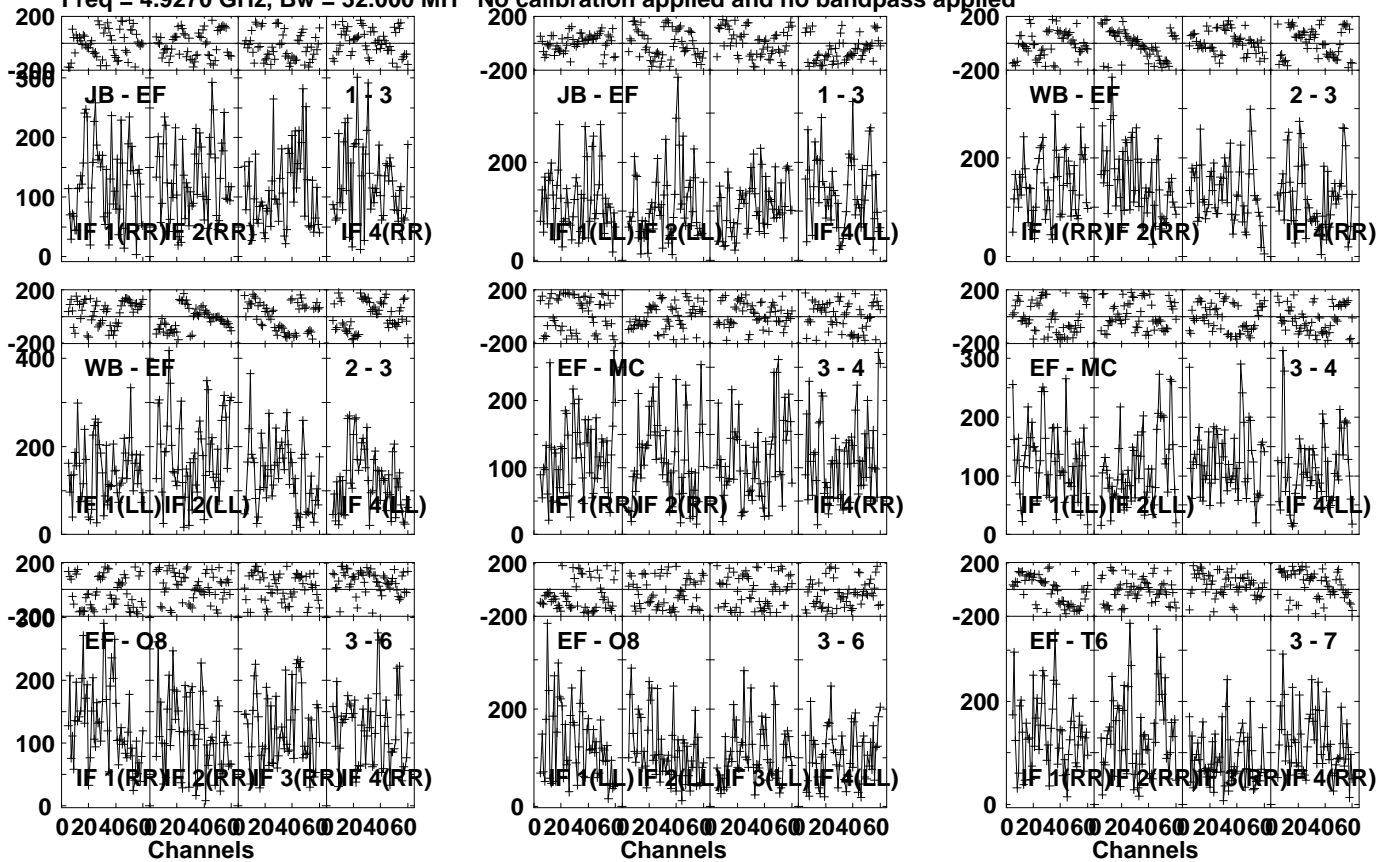
Vector averaged cross-power spectrum Several baselines displayed

Timerange: 00/12:11:00 to 00/12:13:29

Plot file version 312 created 13-FEB-2023 17:06:43

EW02900 EW029D 1.UVDATA.1

Freq = 4.9270 GHz, Bw = 32.000 MH No calibration applied and no bandpass applied

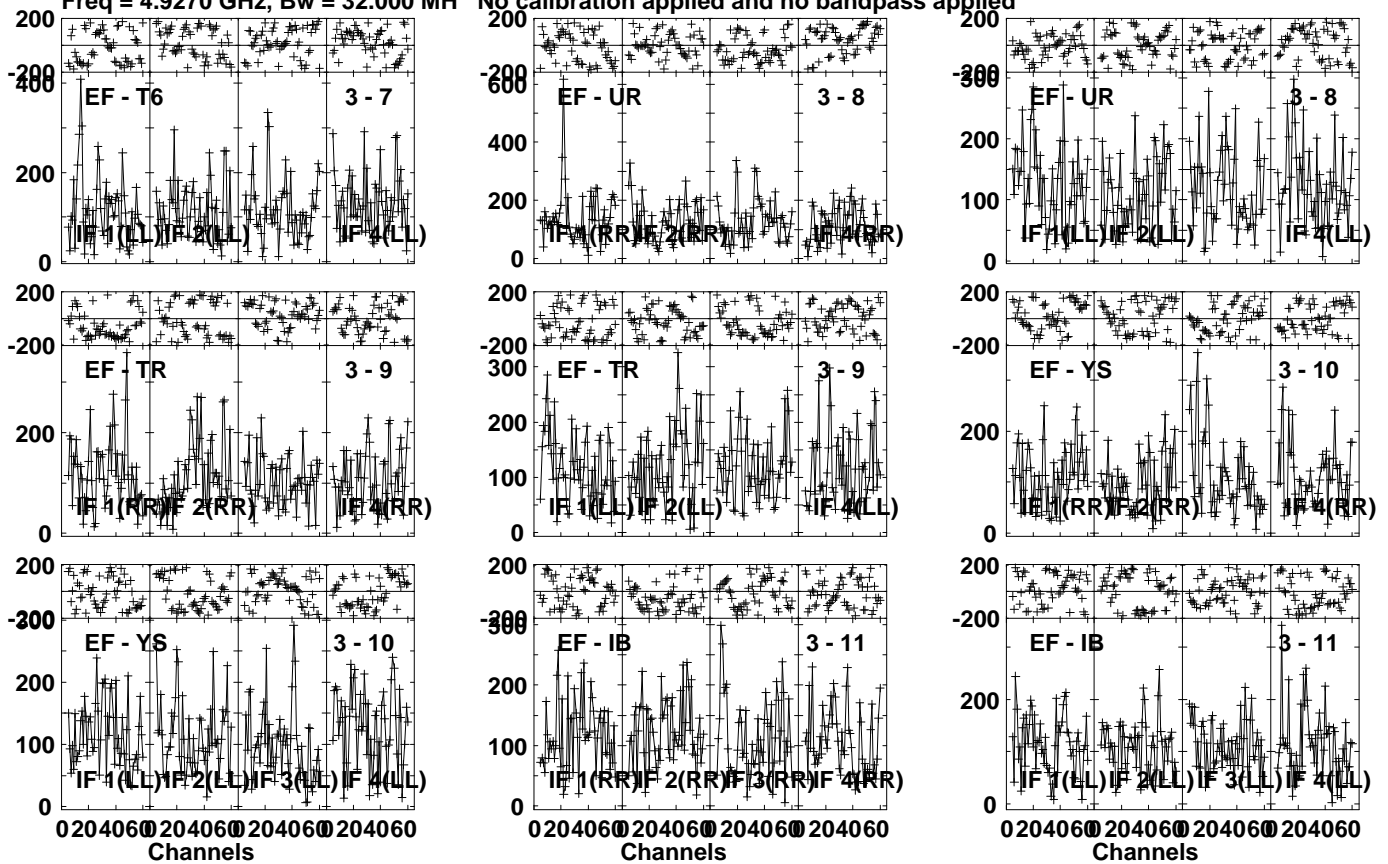


Lower frame: Micro Ampl Jy Top frame: Phas deg
Vector averaged cross-power spectrum Several baselines displayed
Timerange: 00:12:13:30 to 00:12:17:59

Plot file version 313 created 13-FEB-2023 17:06:43

EW02900 EW029D 1.UVDATA.1

Freq = 4.9270 GHz, Bw = 32.000 MH No calibration applied and no bandpass applied

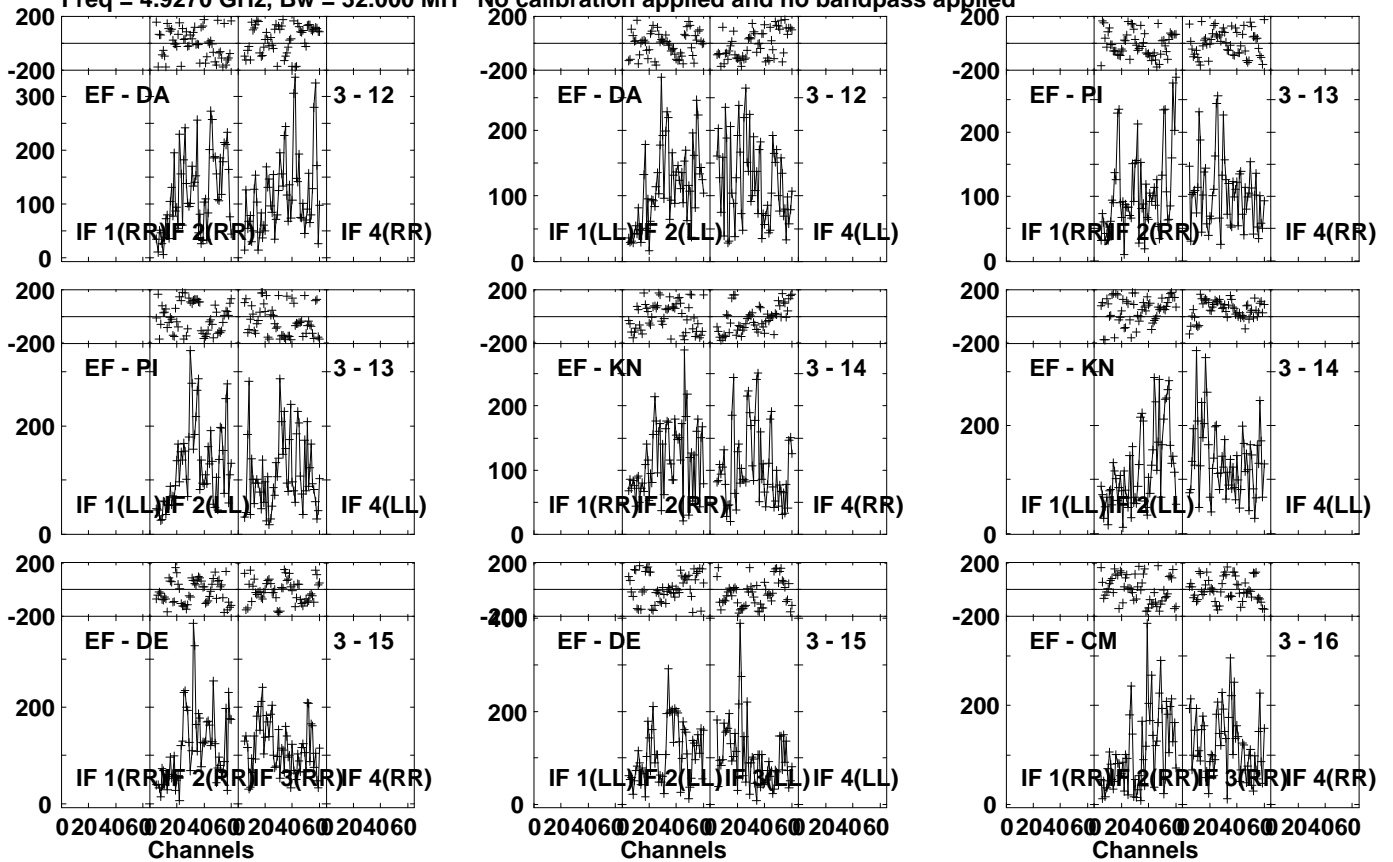


Lower frame: Micro Ampl Jy Top frame: Phas deg
Vector averaged cross-power spectrum Several baselines displayed
Timerange: 00/12:13:30 to 00/12:17:59

Plot file version 314 created 13-FEB-2023 17:06:43

EW02900 EW029D 1.UVDATA.1

Freq = 4.9270 GHz, Bw = 32.000 MH No calibration applied and no bandpass applied

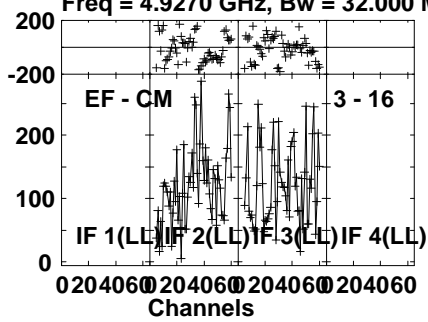


Lower frame: Micro Ampl Jy Top frame: Phas deg
Vector averaged cross-power spectrum Several baselines displayed
Timerange: 00/12:13:30 to 00/12:17:59

Plot file version 315 created 13-FEB-2023 17:06:43

EW02900 EW029D 1.UVDATA.1

Freq = 4.9270 GHz, Bw = 32.000 MH No calibration applied and no bandpass applied



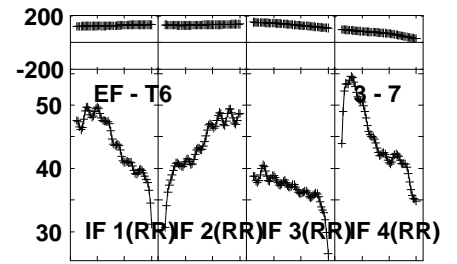
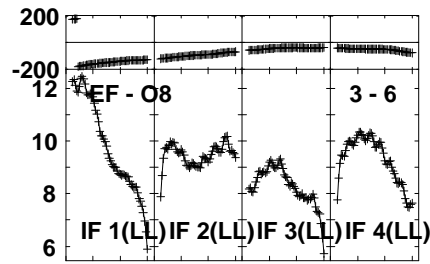
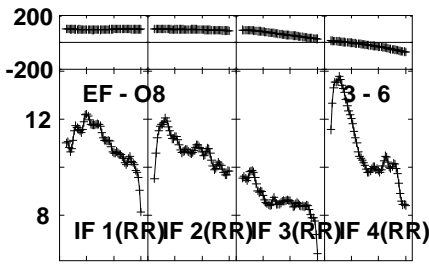
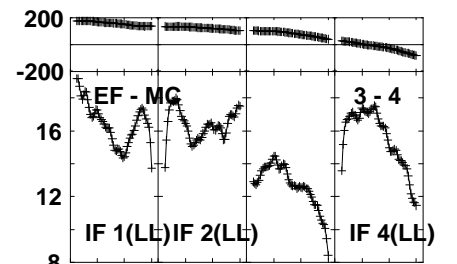
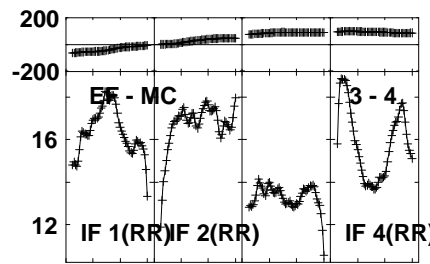
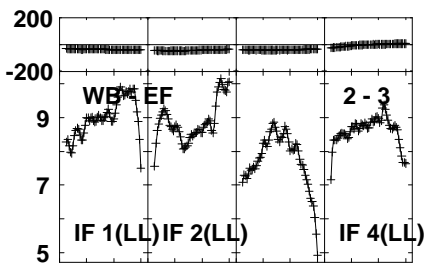
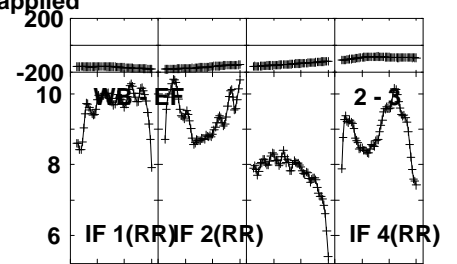
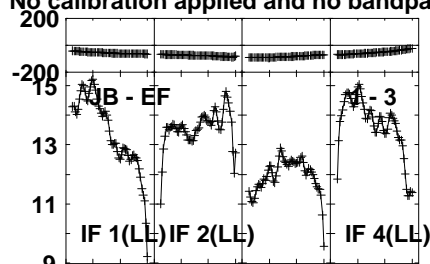
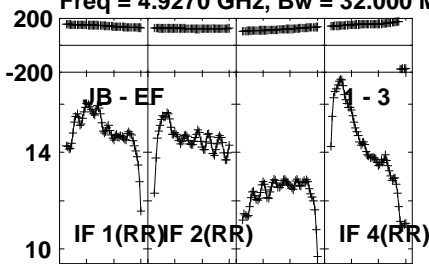
Lower frame: Micro Ampl Jy Top frame: Phas deg
Vector averaged cross-power spectrum Several baselines displayed
Timerange: 00/12:13:30 to 00/12:17:59

Plot file version 316 created 13-FEB-2023 17:06:43

J0958+65 EW029D 1.UVDATA.1

Freq = 4.9270 GHz, Bw = 32.000 MH

No calibration applied and no bandpass applied



0204060 204060 204060 204060
Channels

0204060 204060 204060 204060
Channels

0204060 204060 204060 204060
Channels

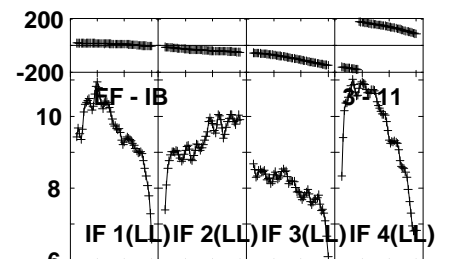
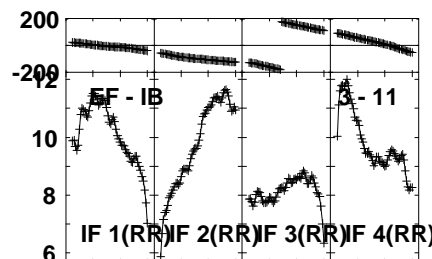
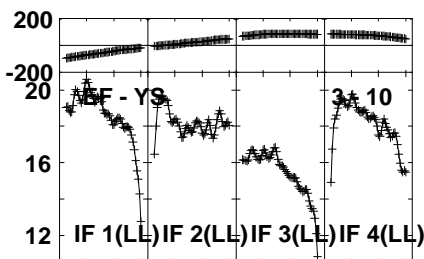
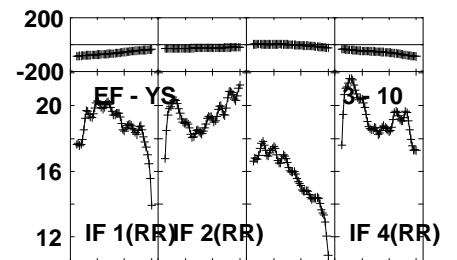
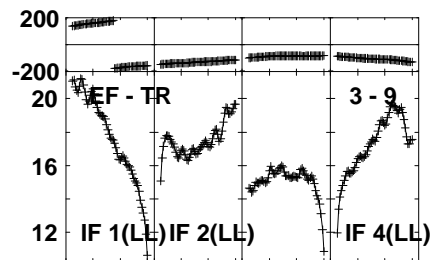
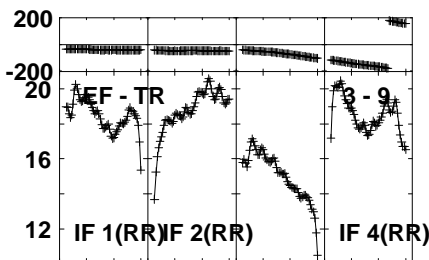
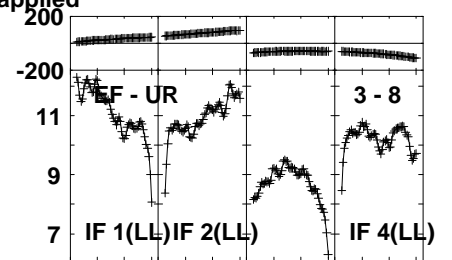
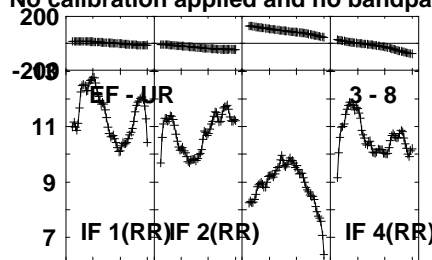
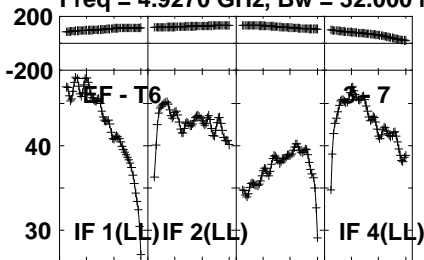
Lower frame: Milli Ampl Jy Top frame: Phas deg
Vector averaged cross-power spectrum Several baselines displayed
Timerange: 00/12:18:51 to 00/12:20:30

Plot file version 317 created 13-FEB-2023 17:06:43

J0958+65 EW029D 1.UVDATA.1

Freq = 4.9270 GHz, Bw = 32.000 MH

No calibration applied and no bandpass applied



0204060 204060 204060 204060
Channels

0204060 204060 204060 204060
Channels

0204060 204060 204060 204060
Channels

Lower frame: Milli Ampl Jy Top frame: Phas deg

Vector averaged cross-power spectrum Several baselines displayed

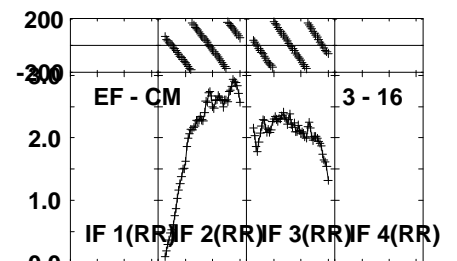
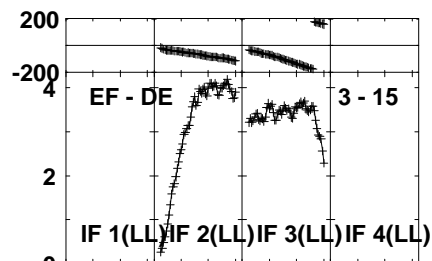
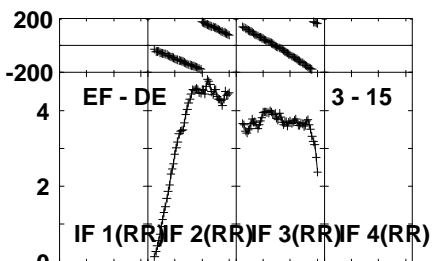
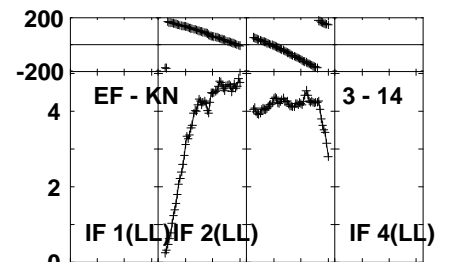
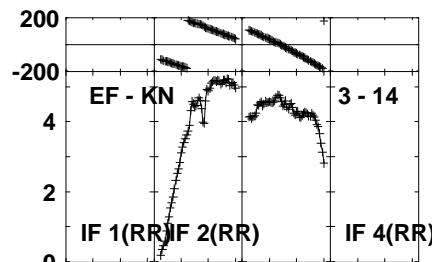
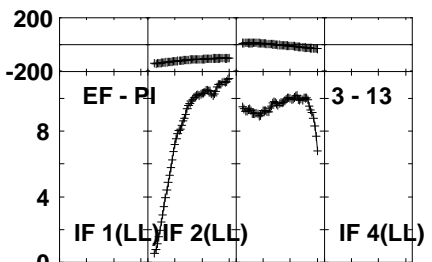
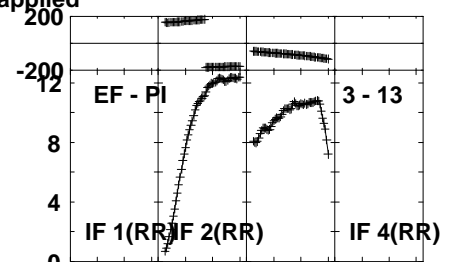
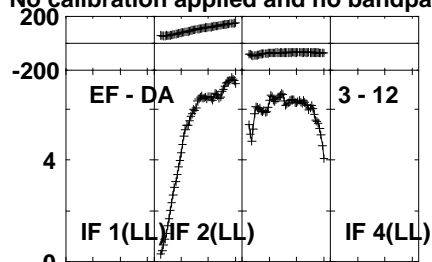
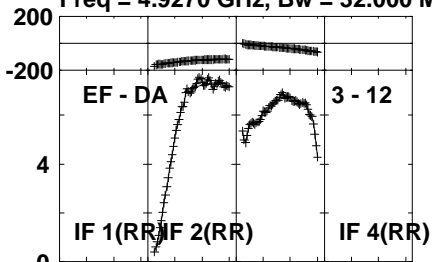
Timerange: 00/12:18:51 to 00/12:20:30

Plot file version 318 created 13-FEB-2023 17:06:44

J0958+65 EW029D 1.UVDATA.1

Freq = 4.9270 GHz, Bw = 32.000 MH

No calibration applied and no bandpass applied

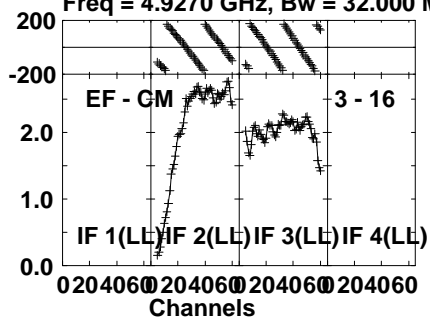


Lower frame: Milli Ampl Jy Top frame: Phas deg
Vector averaged cross-power spectrum Several baselines displayed
Timerange: 00/12:18:51 to 00/12:20:30

Plot file version 319 created 13-FEB-2023 17:06:44

J0958+65 EW029D 1.UVDATA.1

Freq = 4.9270 GHz, Bw = 32.000 MH No calibration applied and no bandpass applied



Lower frame: Milli Ampl Jy Top frame: Phas deg

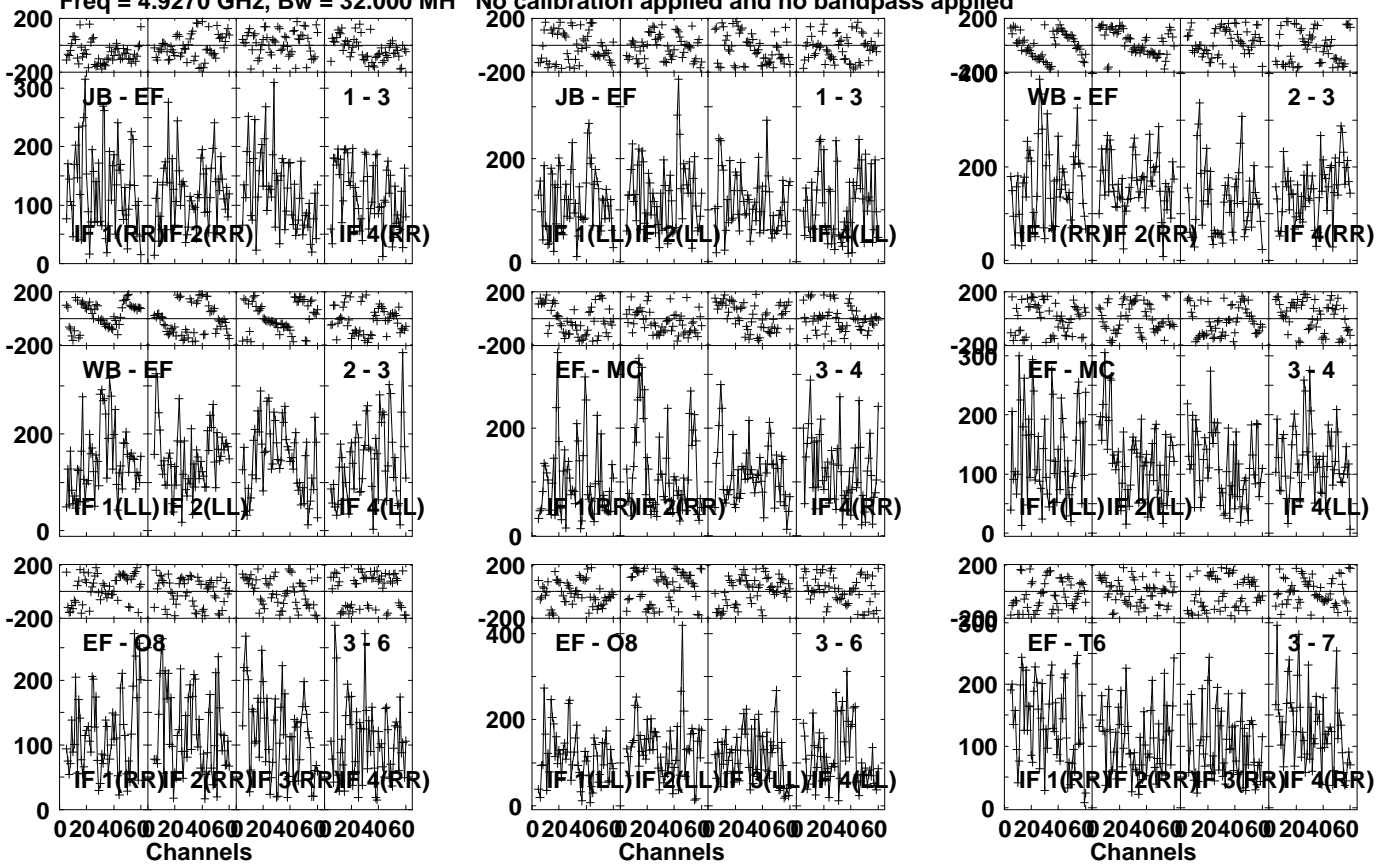
Vector averaged cross-power spectrum Several baselines displayed

Timerange: 00/12:18:51 to 00/12:20:30

Plot file version 320 created 13-FEB-2023 17:06:44

EW02900 EW029D 1.UVDATA.1

Freq = 4.9270 GHz, Bw = 32.000 MH No calibration applied and no bandpass applied

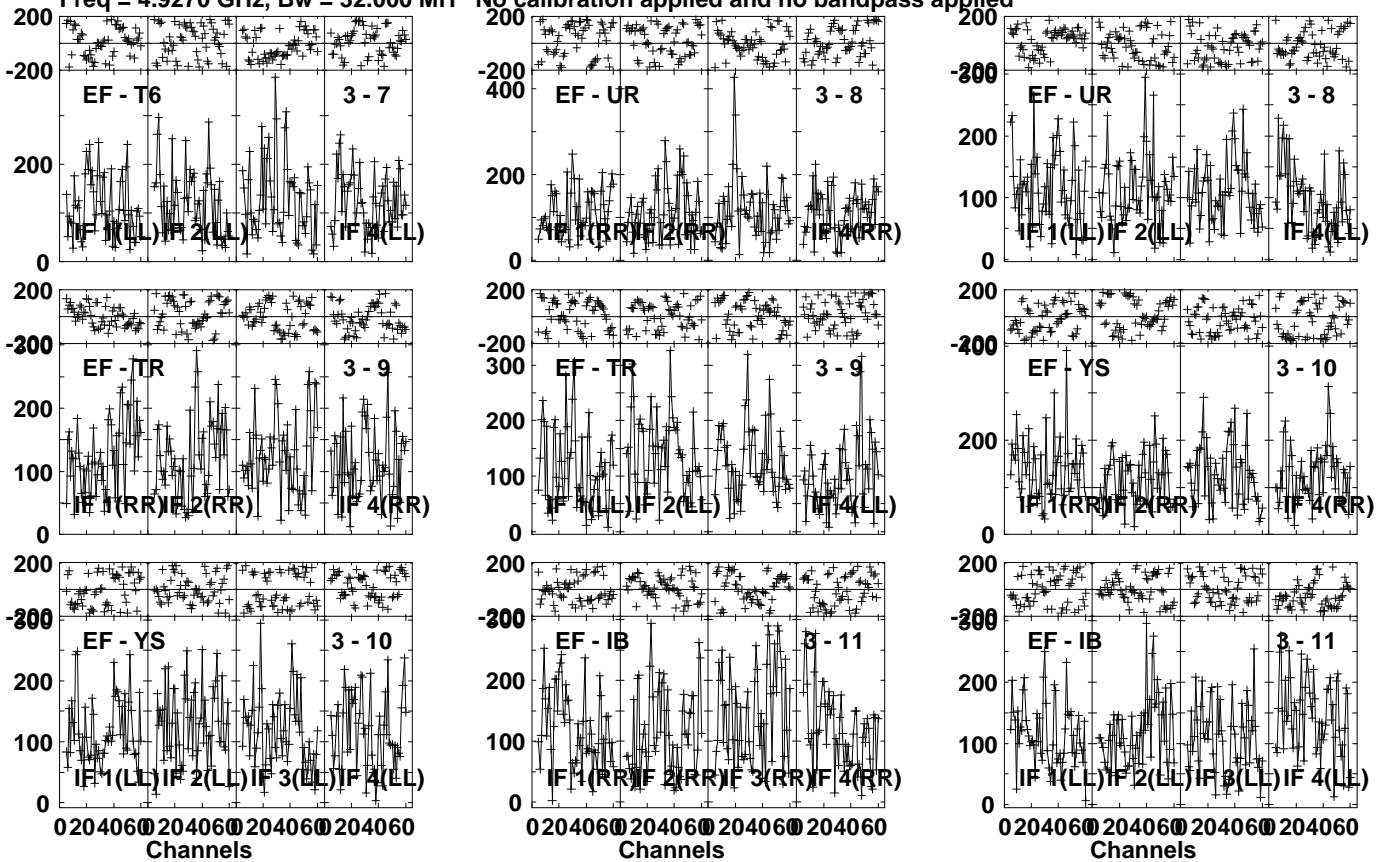


Lower frame: Micro Ampl Jy Top frame: Phas deg
Vector averaged cross-power spectrum Several baselines displayed
Timerange: 00/12:20:30 to 00/12:24:59

Plot file version 321 created 13-FEB-2023 17:06:44

EW02900 EW029D 1.UVDATA.1

Freq = 4.9270 GHz, Bw = 32.000 MH No calibration applied and no bandpass applied



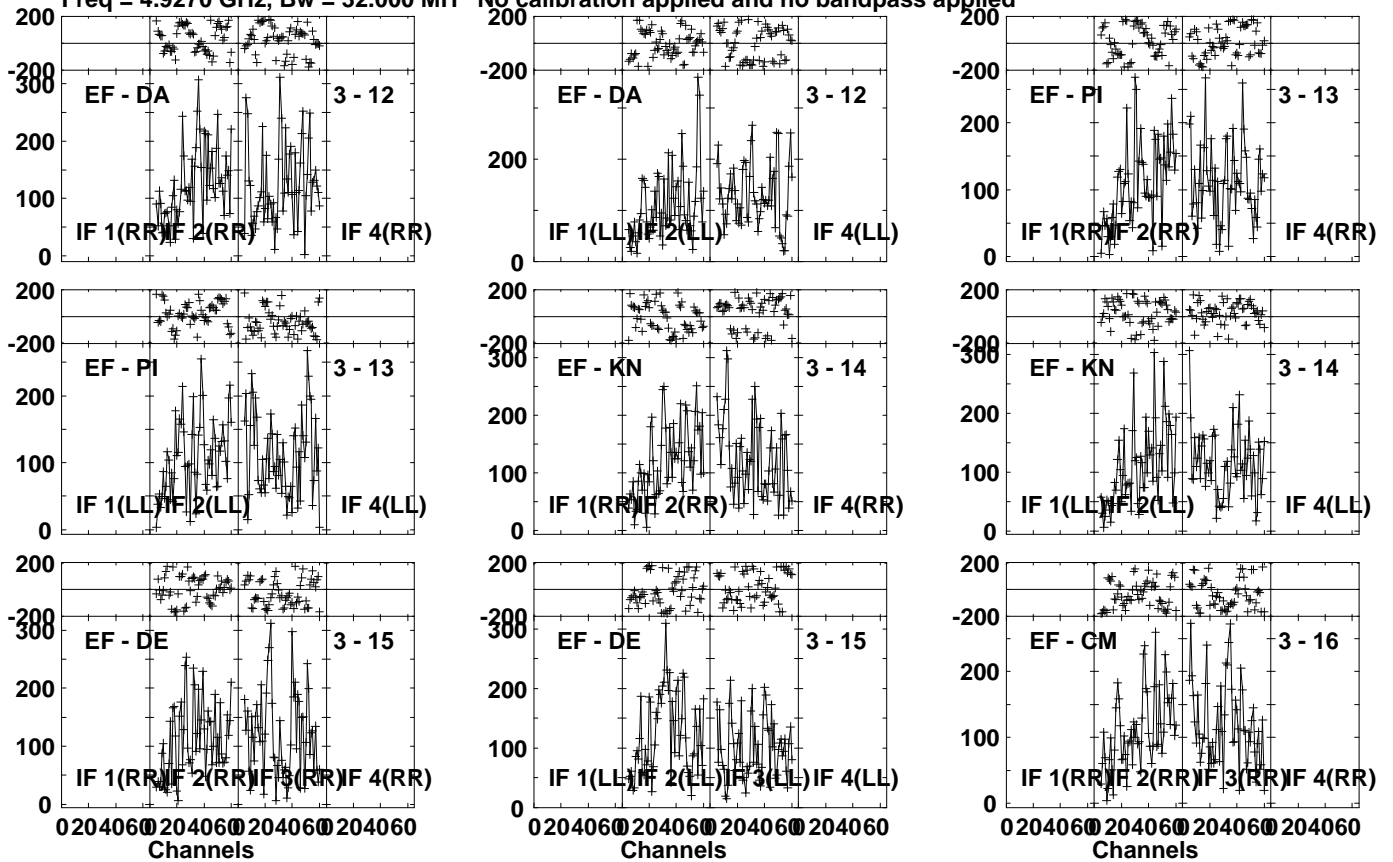
Lower frame: Micro Ampl Jy Top frame: Phas deg
Vector averaged cross-power spectrum Several baselines displayed
Timerange: 00/12:20:30 to 00/12:24:59

Plot file version 322 created 13-FEB-2023 17:06:44

EW02900 EW029D 1.UVDATA.1

Freq = 4.9270 GHz, Bw = 32.000 MH

No calibration applied and no bandpass applied

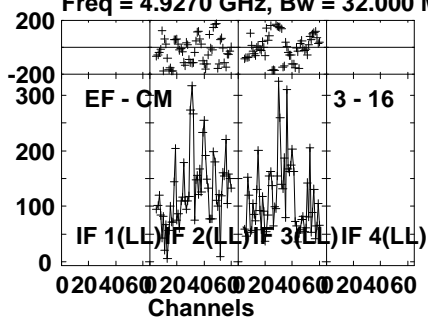


Lower frame: Micro Ampl Jy Top frame: Phas deg
Vector averaged cross-power spectrum Several baselines displayed
Timerange: 00/12:20:30 to 00/12:24:59

Plot file version 323 created 13-FEB-2023 17:06:44

EW02900 EW029D 1.UVDATA.1

Freq = 4.9270 GHz, Bw = 32.000 MH No calibration applied and no bandpass applied



Lower frame: Micro Ampl Jy Top frame: Phas deg

Vector averaged cross-power spectrum Several baselines displayed

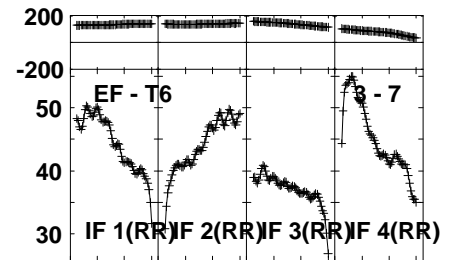
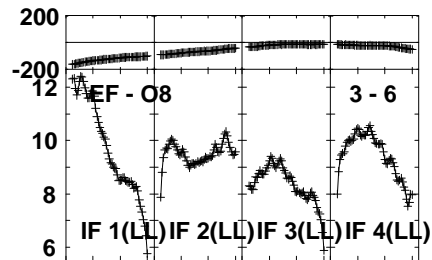
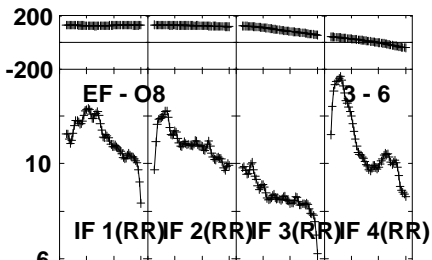
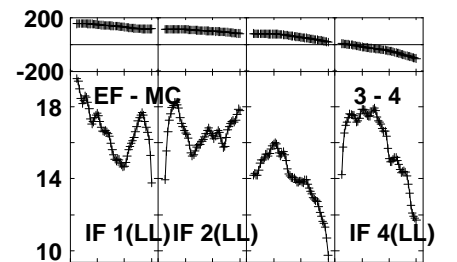
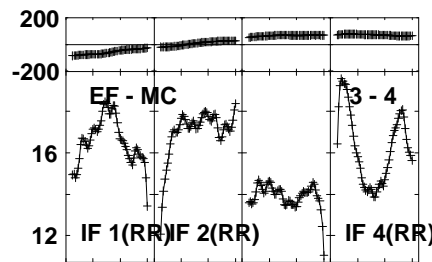
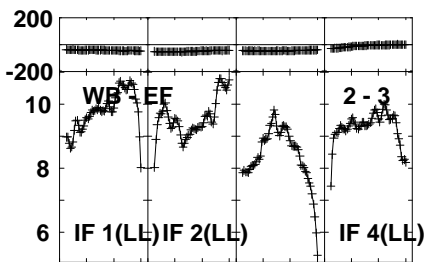
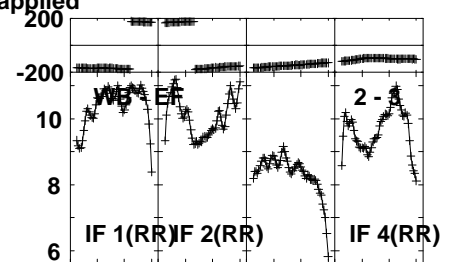
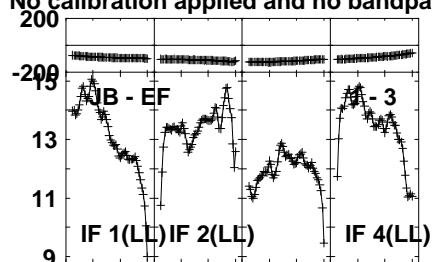
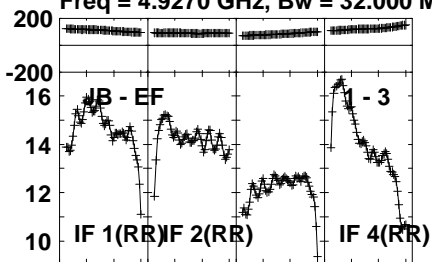
Timerange: 00/12:20:30 to 00/12:24:59

Plot file version 324 created 13-FEB-2023 17:06:44

J0958+65 EW029D 1.UVDATA.1

Freq = 4.9270 GHz, Bw = 32.000 MH

No calibration applied and no bandpass applied



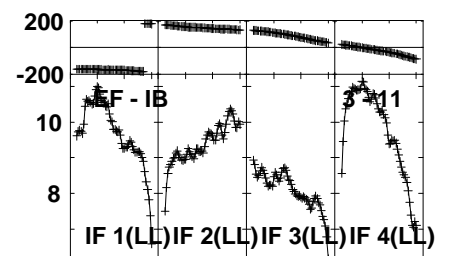
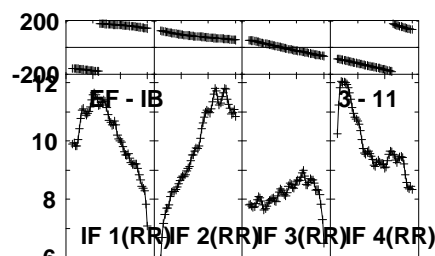
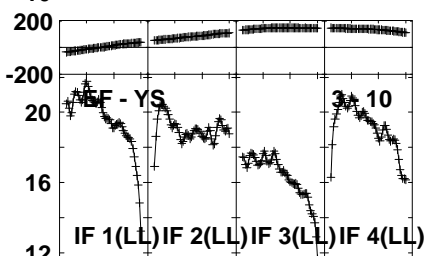
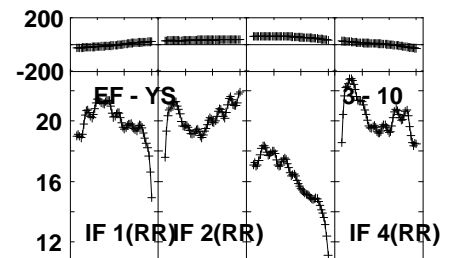
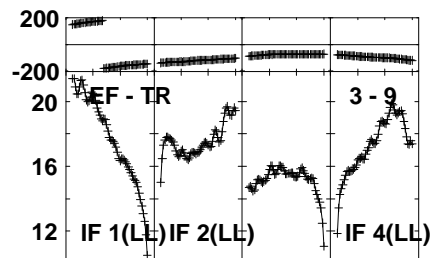
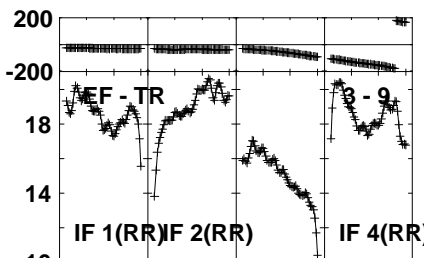
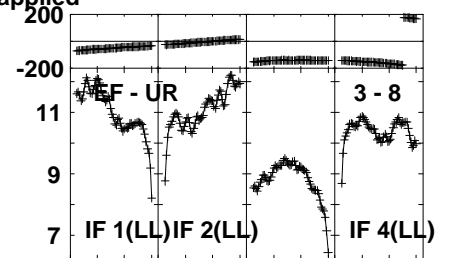
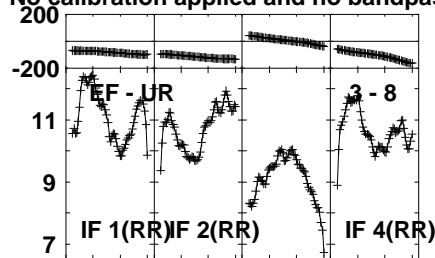
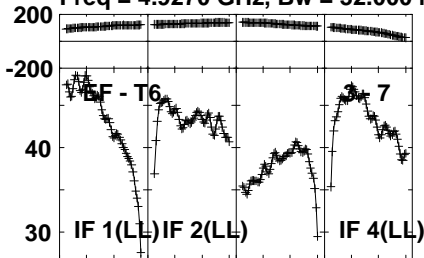
Lower frame: Milli Ampl Jy Top frame: Phas deg
Vector averaged cross-power spectrum Several baselines displayed
Timerange: 00/12:25:51 to 00/12:27:30

Plot file version 325 created 13-FEB-2023 17:06:44

J0958+65 EW029D 1.UVDATA.1

Freq = 4.9270 GHz, Bw = 32.000 MH

No calibration applied and no bandpass applied



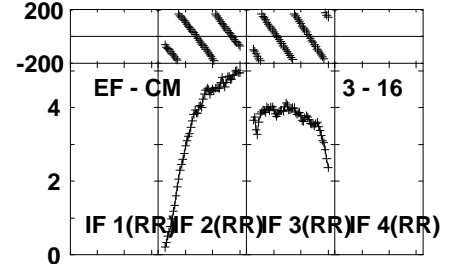
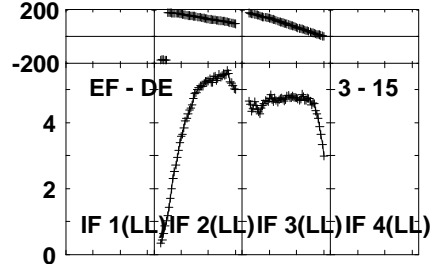
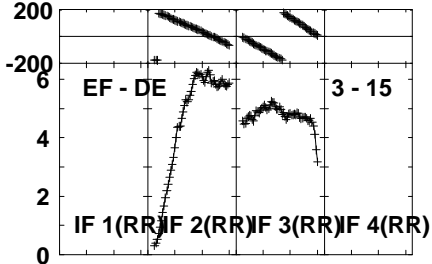
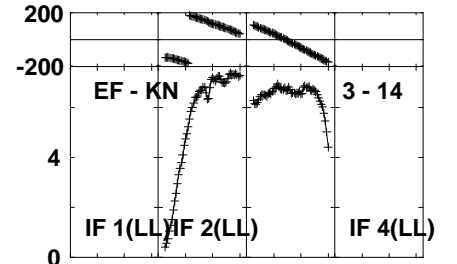
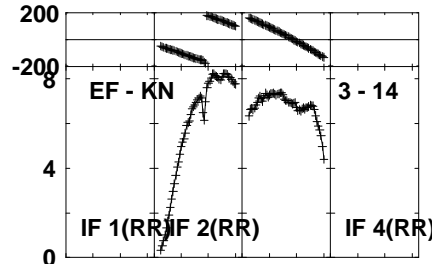
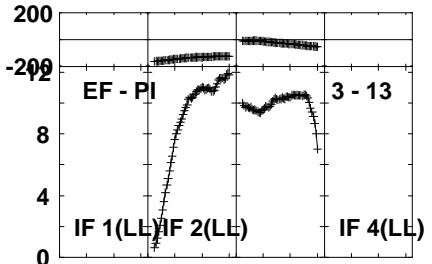
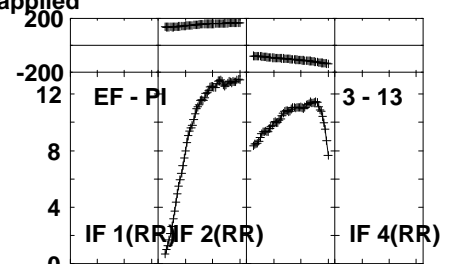
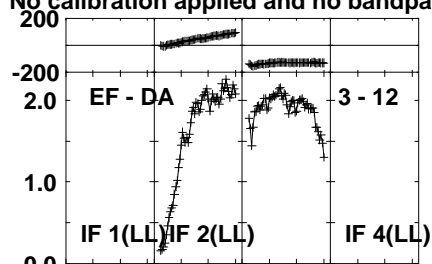
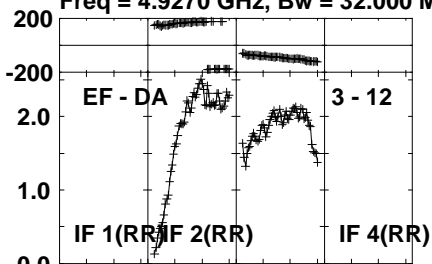
Lower frame: Milli Ampl Jy Top frame: Phas deg
Vector averaged cross-power spectrum Several baselines displayed
Timerange: 00/12:25:51 to 00/12:27:30

Plot file version 326 created 13-FEB-2023 17:06:45

J0958+65 EW029D 1.UVDATA.1

Freq = 4.9270 GHz, Bw = 32.000 MH

No calibration applied and no bandpass applied

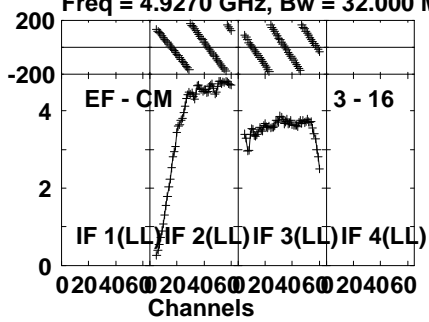


Lower frame: Milli Ampl Jy Top frame: Phas deg
Vector averaged cross-power spectrum Several baselines displayed
Timerange: 00/12:25:51 to 00/12:27:30

Plot file version 327 created 13-FEB-2023 17:06:45

J0958+65 EW029D 1.UVDATA.1

Freq = 4.9270 GHz, Bw = 32.000 MH No calibration applied and no bandpass applied

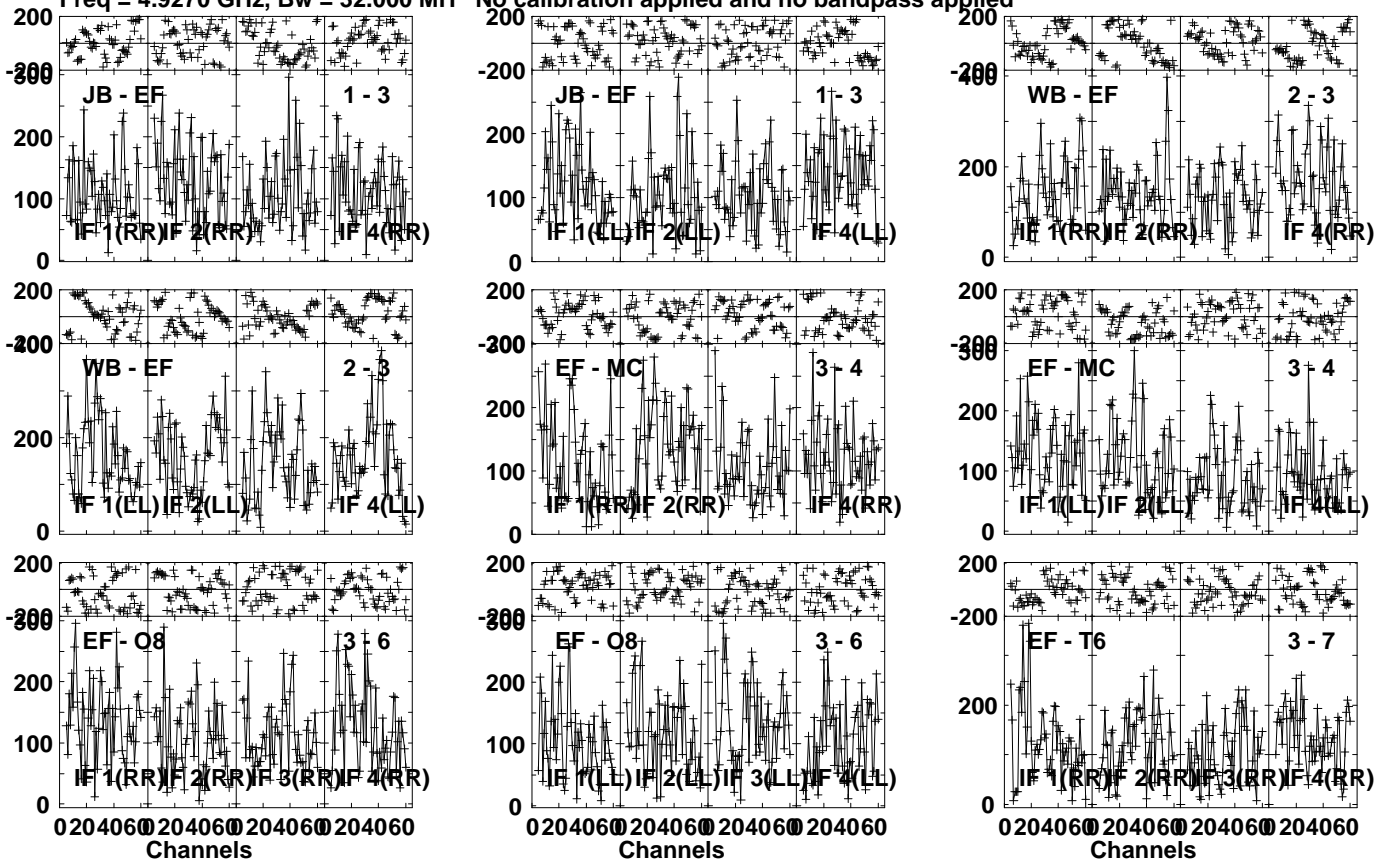


Lower frame: Milli Ampl Jy Top frame: Phas deg
Vector averaged cross-power spectrum Several baselines displayed
Timerange: 00/12:25:51 to 00/12:27:30

Plot file version 328 created 13-FEB-2023 17:06:45

EW02900 EW029D 1.UVDATA.1

Freq = 4.9270 GHz, Bw = 32.000 MH No calibration applied and no bandpass applied

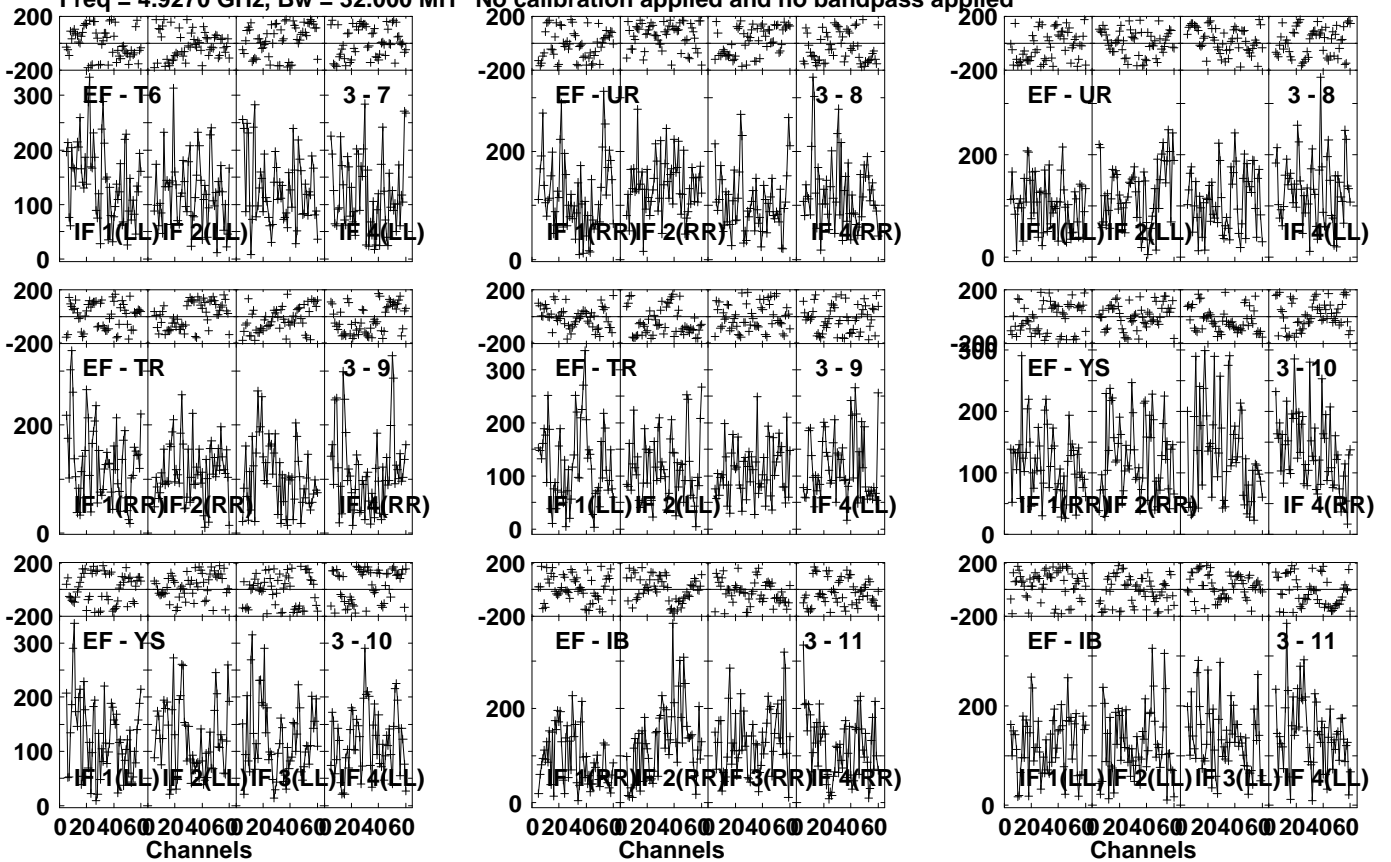


Lower frame: Micro Ampl Jy Top frame: Phas deg
Vector averaged cross-power spectrum Several baselines displayed
Timerange: 00/12:27:30 to 00/12:32:00

Plot file version 329 created 13-FEB-2023 17:06:45

EW02900 EW029D 1.UVDATA.1

Freq = 4.9270 GHz, Bw = 32.000 MH No calibration applied and no bandpass applied



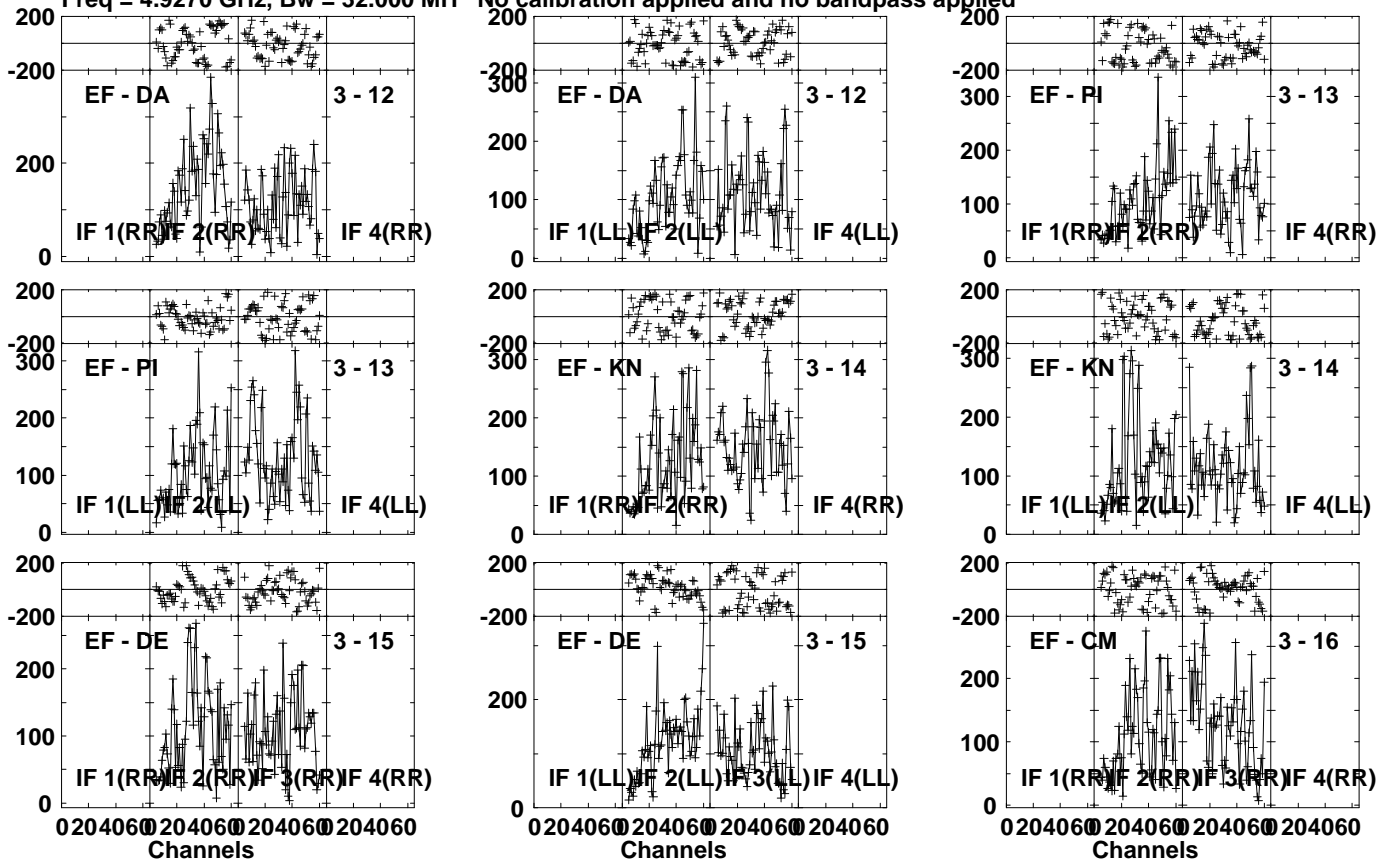
Lower frame: Micro Ampl Jy Top frame: Phas deg
Vector averaged cross-power spectrum Several baselines displayed
Timerange: 00/12:27:30 to 00/12:32:00

Plot file version 330 created 13-FEB-2023 17:06:45

EW02900 EW029D 1.UVDATA.1

Freq = 4.9270 GHz, Bw = 32.000 MH

No calibration applied and no bandpass applied

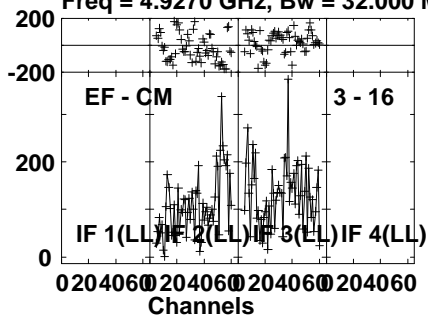


Lower frame: Micro Ampl Jy Top frame: Phas deg
Vector averaged cross-power spectrum Several baselines displayed
Timerange: 00/12:27:30 to 00/12:32:00

Plot file version 331 created 13-FEB-2023 17:06:45

EW02900 EW029D 1.UVDATA.1

Freq = 4.9270 GHz, Bw = 32.000 MH No calibration applied and no bandpass applied



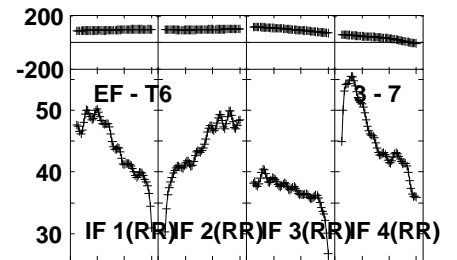
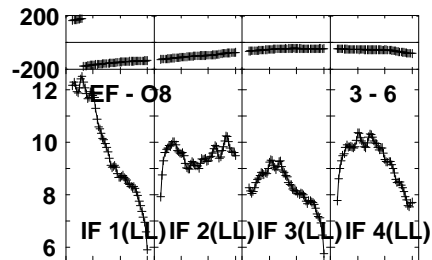
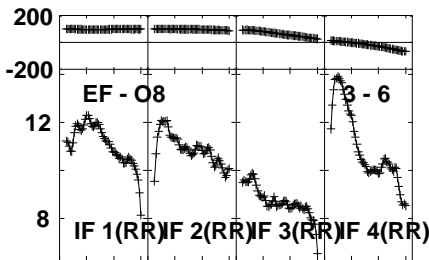
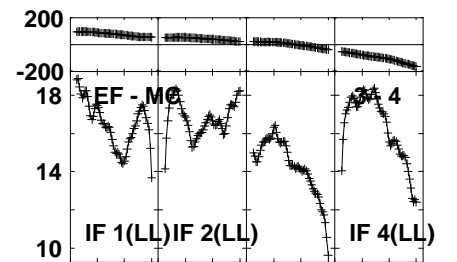
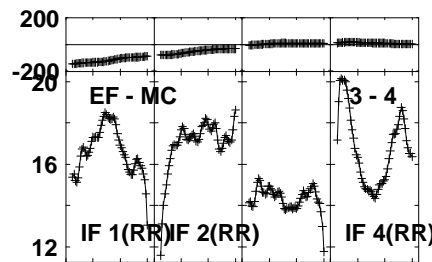
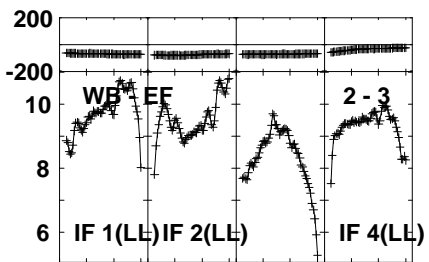
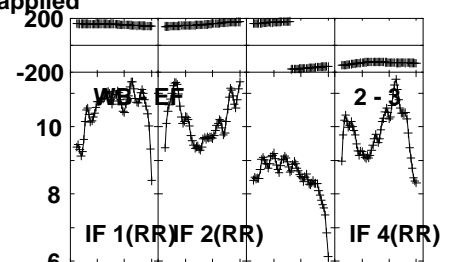
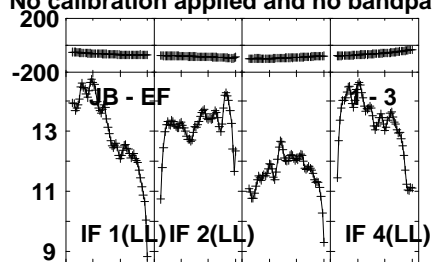
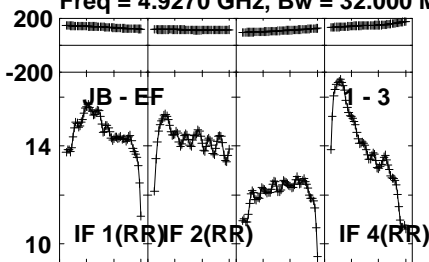
Lower frame: Micro Ampl Jy Top frame: Phas deg
Vector averaged cross-power spectrum Several baselines displayed
Timerange: 00/12:27:30 to 00/12:32:00

Plot file version 332 created 13-FEB-2023 17:06:45

J0958+65 EW029D 1.UVDATA.1

Freq = 4.9270 GHz, Bw = 32.000 MH

No calibration applied and no bandpass applied



0204060 204060 204060 204060
Channels

0204060 204060 204060 204060
Channels

0204060 204060 204060 204060
Channels

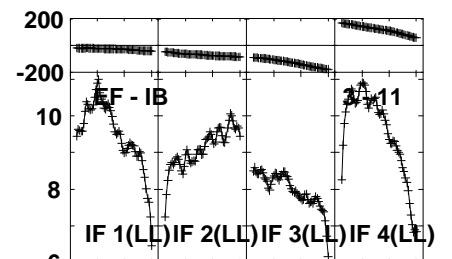
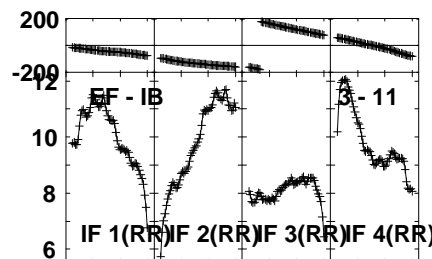
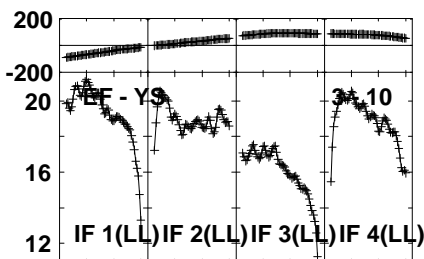
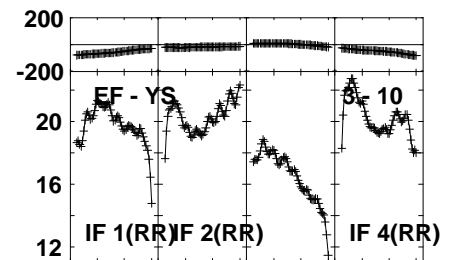
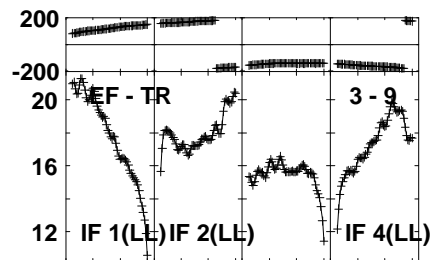
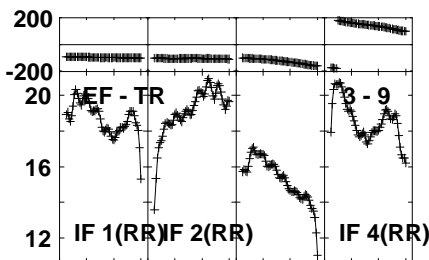
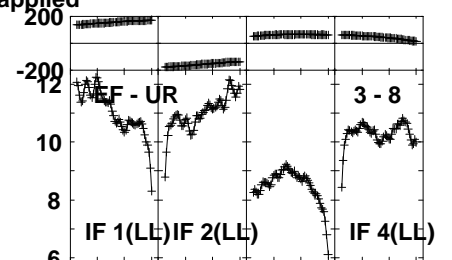
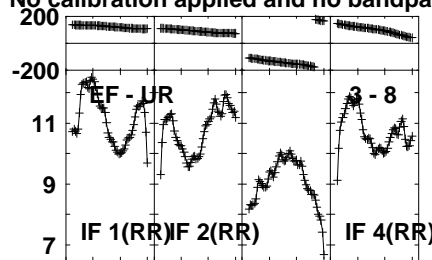
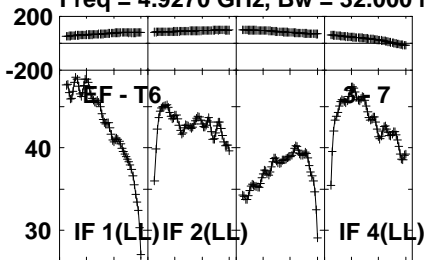
Lower frame: Milli Ampl Jy Top frame: Phas deg
Vector averaged cross-power spectrum Several baselines displayed
Timerange: 00/12:32:00 to 00/12:34:29

Plot file version 333 created 13-FEB-2023 17:06:45

J0958+65 EW029D 1.UVDATA.1

Freq = 4.9270 GHz, Bw = 32.000 MH

No calibration applied and no bandpass applied



0204060 204060 204060 204060 204060
Channels

0204060 204060 204060 204060 204060
Channels

0204060 204060 204060 204060 204060
Channels

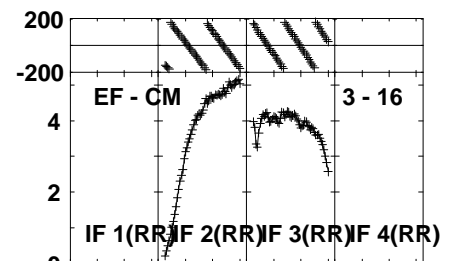
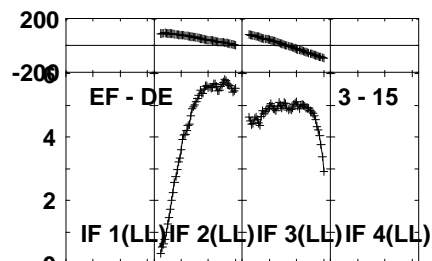
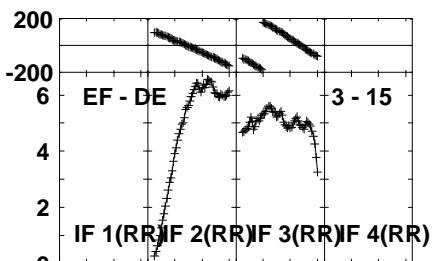
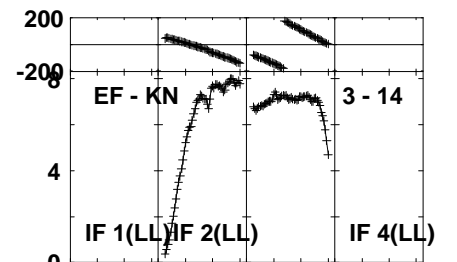
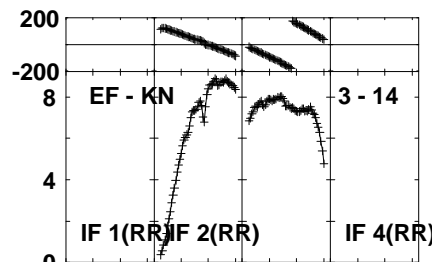
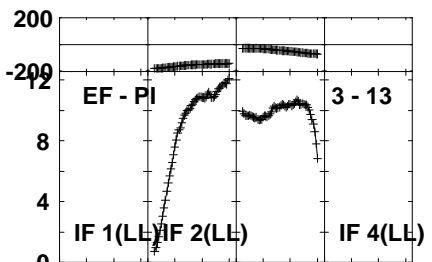
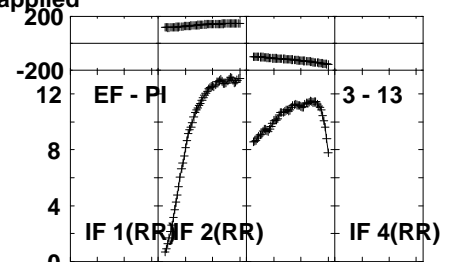
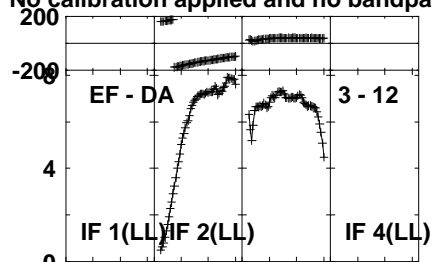
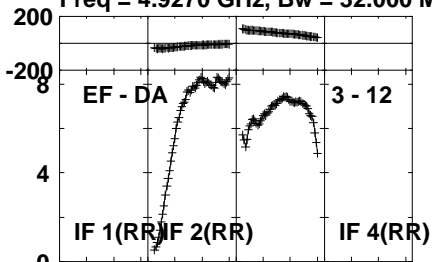
Lower frame: Milli Ampl Jy Top frame: Phas deg
Vector averaged cross-power spectrum Several baselines displayed
Timerange: 00/12:32:00 to 00/12:34:29

Plot file version 334 created 13-FEB-2023 17:06:46

J0958+65 EW029D 1.UVDATA.1

Freq = 4.9270 GHz, Bw = 32.000 MH

No calibration applied and no bandpass applied

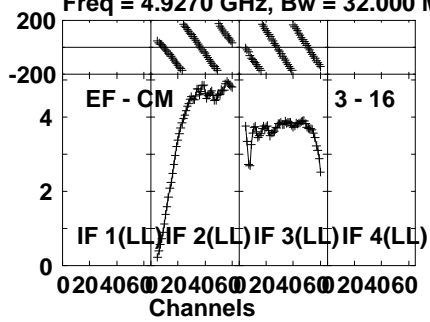


Lower frame: Milli Ampl Jy Top frame: Phas deg
Vector averaged cross-power spectrum Several baselines displayed
Timerange: 00/12:32:00 to 00/12:34:29

Plot file version 335 created 13-FEB-2023 17:06:46

J0958+65 EW029D 1.UVDATA.1

Freq = 4.9270 GHz, Bw = 32.000 MH No calibration applied and no bandpass applied



Lower frame: Milli Ampl Jy Top frame: Phas deg

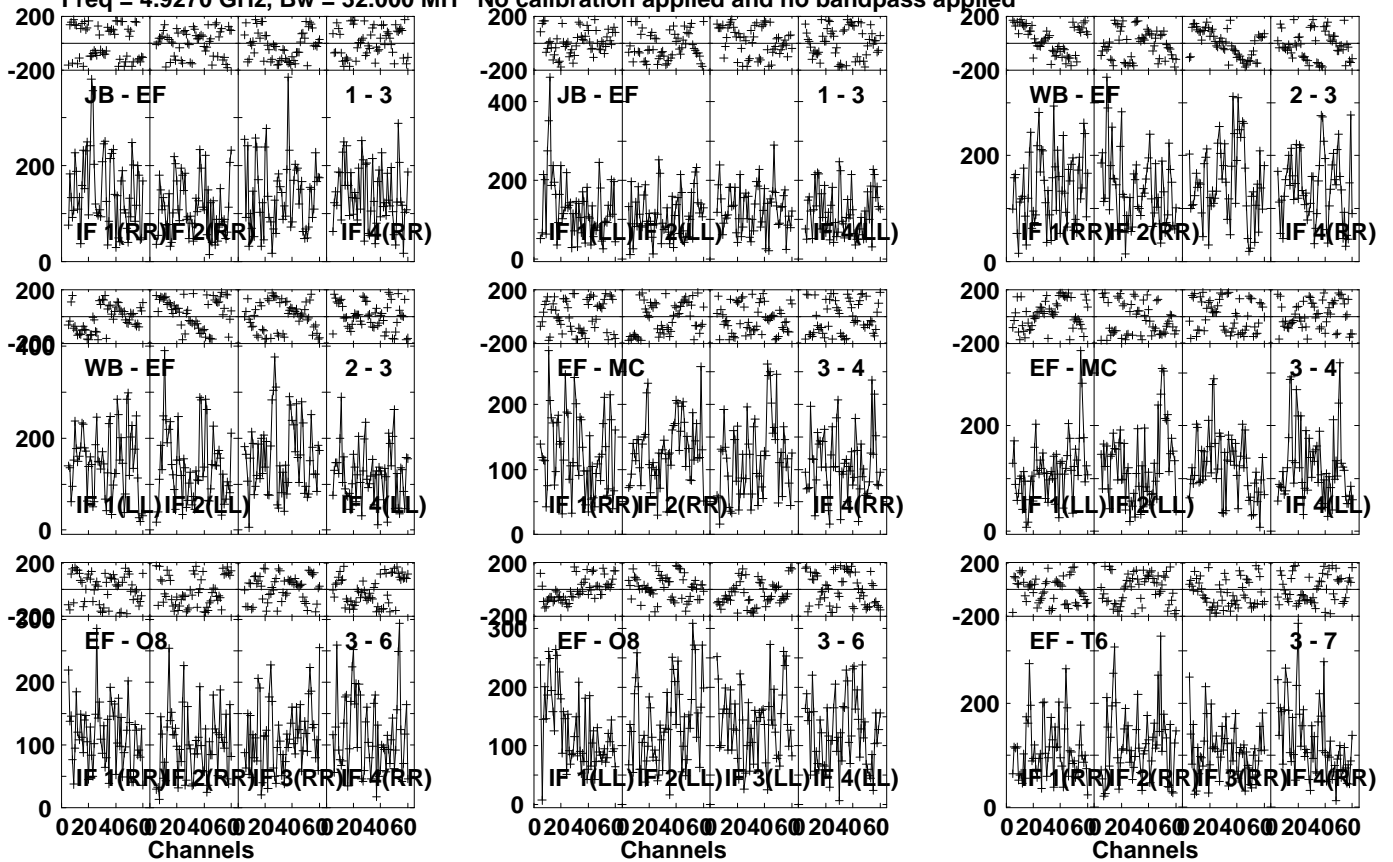
Vector averaged cross-power spectrum Several baselines displayed

Timerange: 00/12:32:00 to 00/12:34:29

Plot file version 336 created 13-FEB-2023 17:06:46

EW02900 EW029D 1.UVDATA.1

Freq = 4.9270 GHz, Bw = 32.000 MH No calibration applied and no bandpass applied

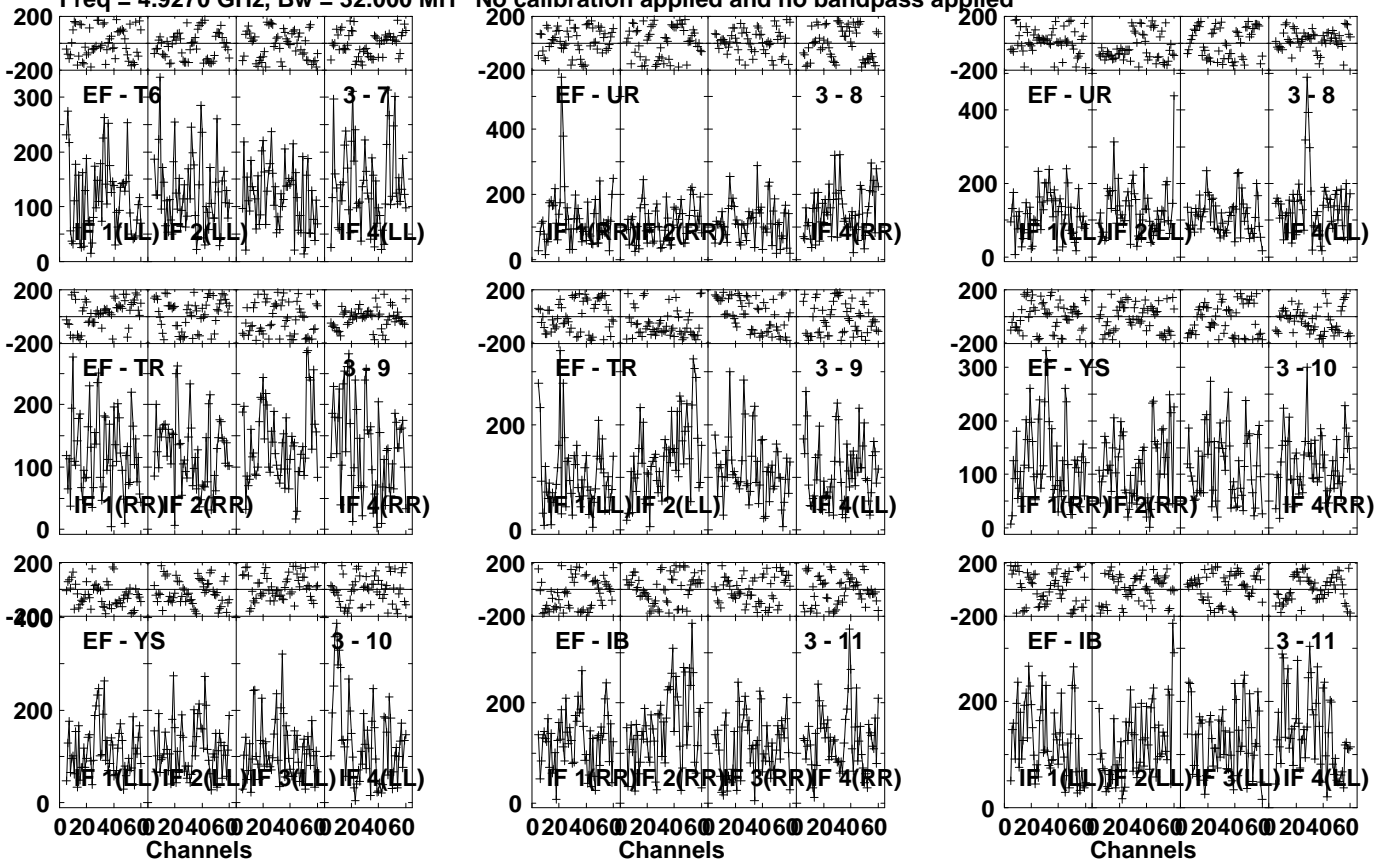


Lower frame: Micro Ampl Jy Top frame: Phas deg
Vector averaged cross-power spectrum Several baselines displayed
Timerange: 00:12:34:30 to 00:12:39:00

Plot file version 337 created 13-FEB-2023 17:06:46

EW02900 EW029D 1.UVDATA.1

Freq = 4.9270 GHz, Bw = 32.000 MH No calibration applied and no bandpass applied

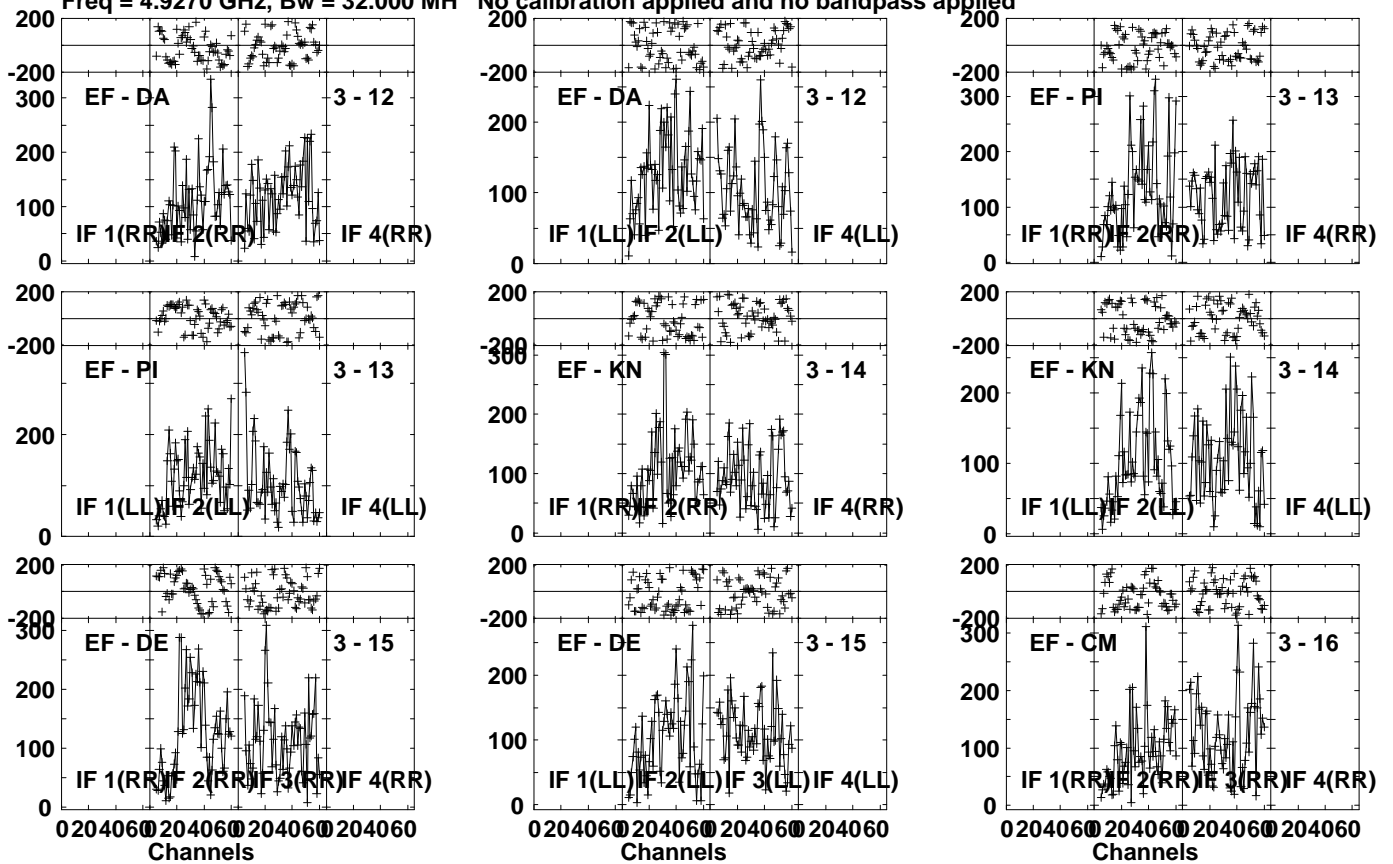


Lower frame: Micro Ampl Jy Top frame: Phas deg
Vector averaged cross-power spectrum Several baselines displayed
Timerange: 00:12:34:30 to 00:12:39:00

Plot file version 338 created 13-FEB-2023 17:06:46

EW02900 EW029D 1.UVDATA.1

Freq = 4.9270 GHz, Bw = 32.000 MH No calibration applied and no bandpass applied

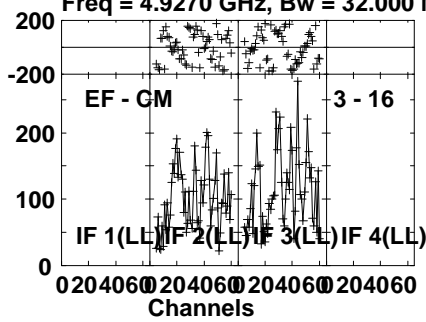


Lower frame: Micro Ampl Jy Top frame: Phas deg
Vector averaged cross-power spectrum Several baselines displayed
Timerange: 00/12:34:30 to 00/12:39:00

Plot file version 339 created 13-FEB-2023 17:06:46

EW02900 EW029D 1.UVDATA.1

Freq = 4.9270 GHz, Bw = 32.000 MH No calibration applied and no bandpass applied



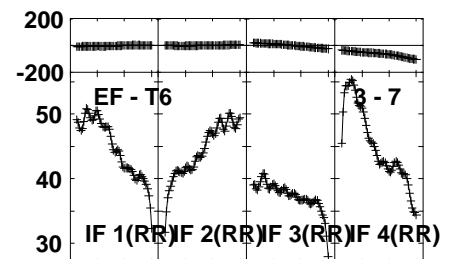
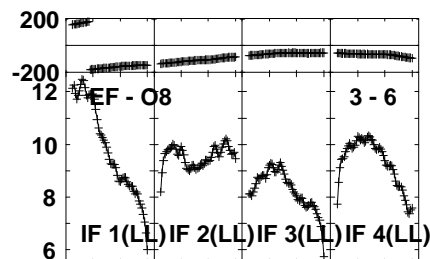
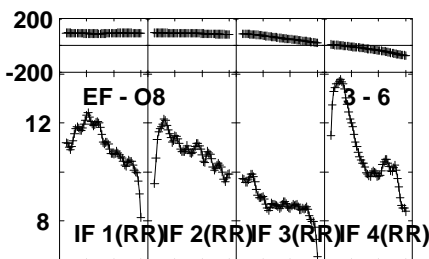
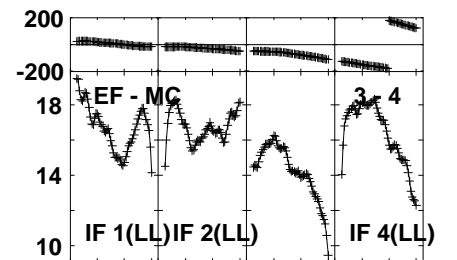
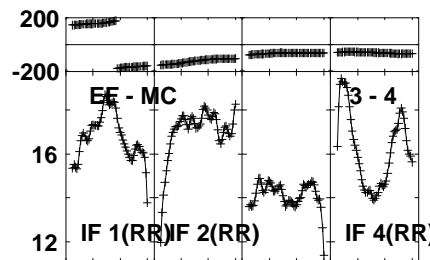
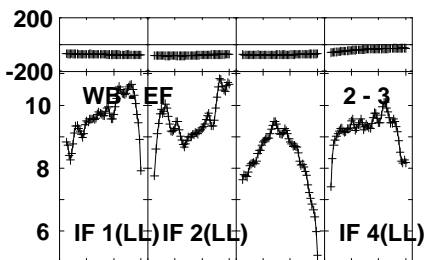
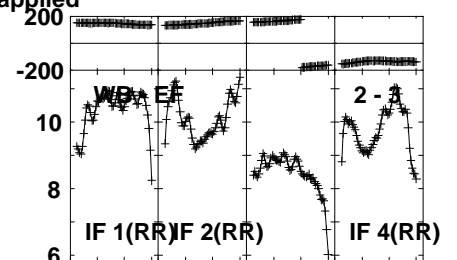
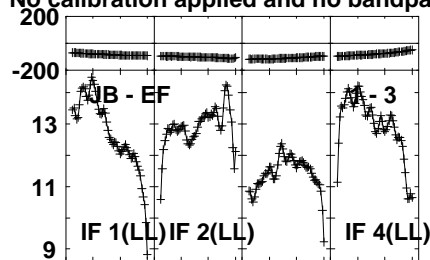
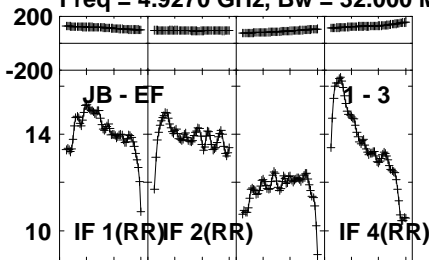
Lower frame: Micro Ampl Jy Top frame: Phas deg
Vector averaged cross-power spectrum Several baselines displayed
Timerange: 00/12:34:30 to 00/12:39:00

Plot file version 340 created 13-FEB-2023 17:06:46

J0958+65 EW029D 1.UVDATA.1

Freq = 4.9270 GHz, Bw = 32.000 MH

No calibration applied and no bandpass applied



020406@20406@20406@20406@
Channels

020406@20406@20406@20406@
Channels

020406@20406@20406@20406@
Channels

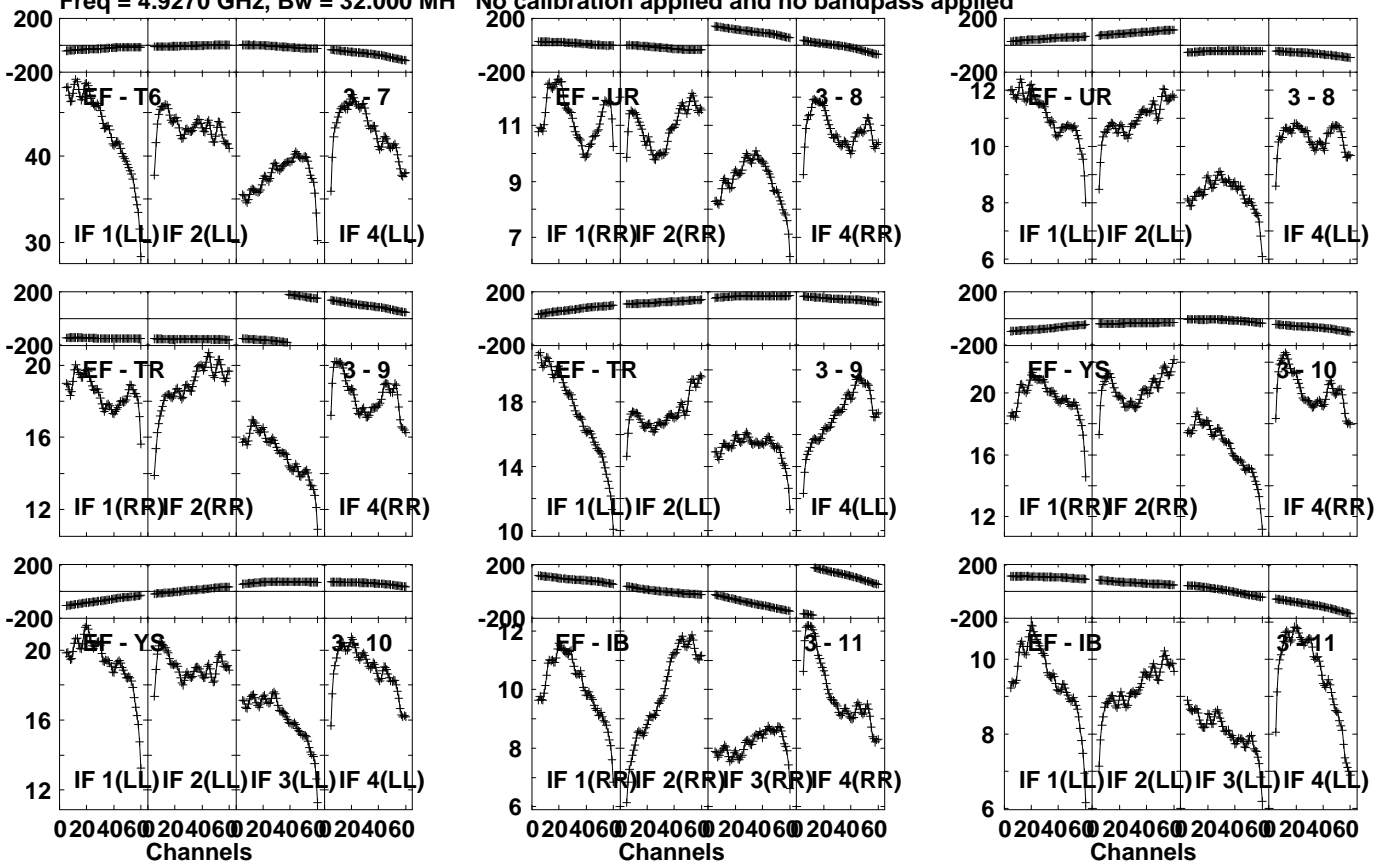
Lower frame: Milli Ampl Jy Top frame: Phas deg
Vector averaged cross-power spectrum Several baselines displayed
Timerange: 00/12:39:51 to 00/12:41:30

Plot file version 341 created 13-FEB-2023 17:06:46

J0958+65 EW029D 1.UVDATA.1

Freq = 4.9270 GHz, Bw = 32.000 MH

No calibration applied and no bandpass applied



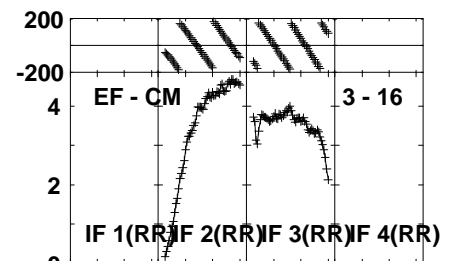
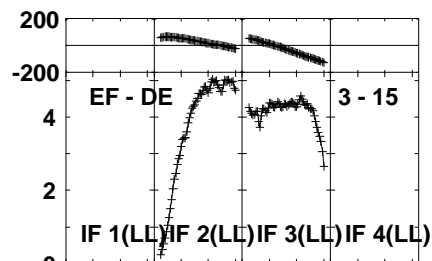
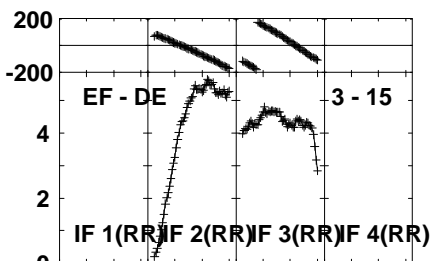
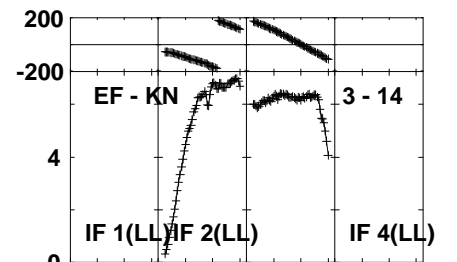
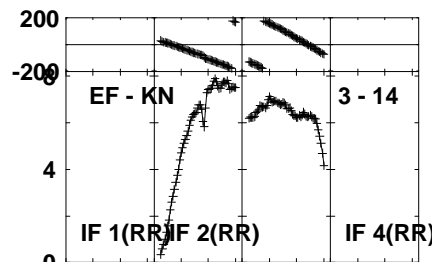
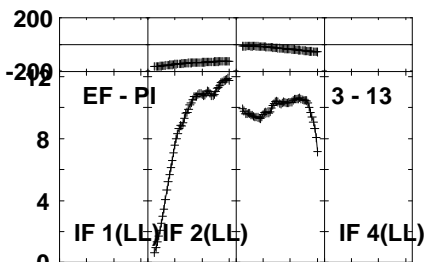
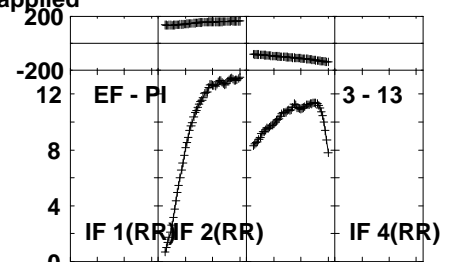
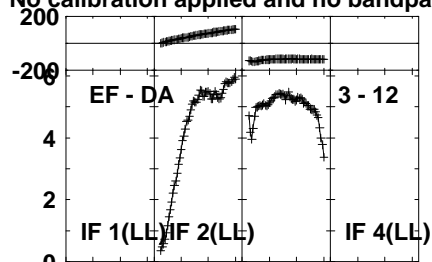
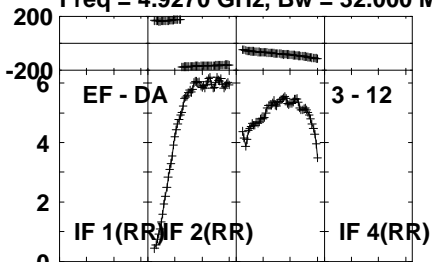
Lower frame: Milli Ampl Jy Top frame: Phas deg
Vector averaged cross-power spectrum Several baselines displayed
Timerange: 00/12:39:51 to 00/12:41:30

Plot file version 342 created 13-FEB-2023 17:06:47

J0958+65 EW029D 1.UVDATA.1

Freq = 4.9270 GHz, Bw = 32.000 MH

No calibration applied and no bandpass applied

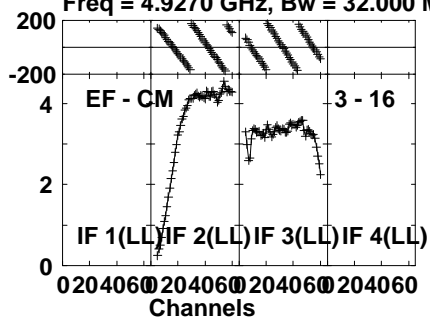


Lower frame: Milli Ampl Jy Top frame: Phas deg
Vector averaged cross-power spectrum Several baselines displayed
Timerange: 00/12:39:51 to 00/12:41:30

Plot file version 343 created 13-FEB-2023 17:06:47

J0958+65 EW029D 1.UVDATA.1

Freq = 4.9270 GHz, Bw = 32.000 MH No calibration applied and no bandpass applied



Lower frame: Milli Ampl Jy Top frame: Phas deg

Vector averaged cross-power spectrum Several baselines displayed

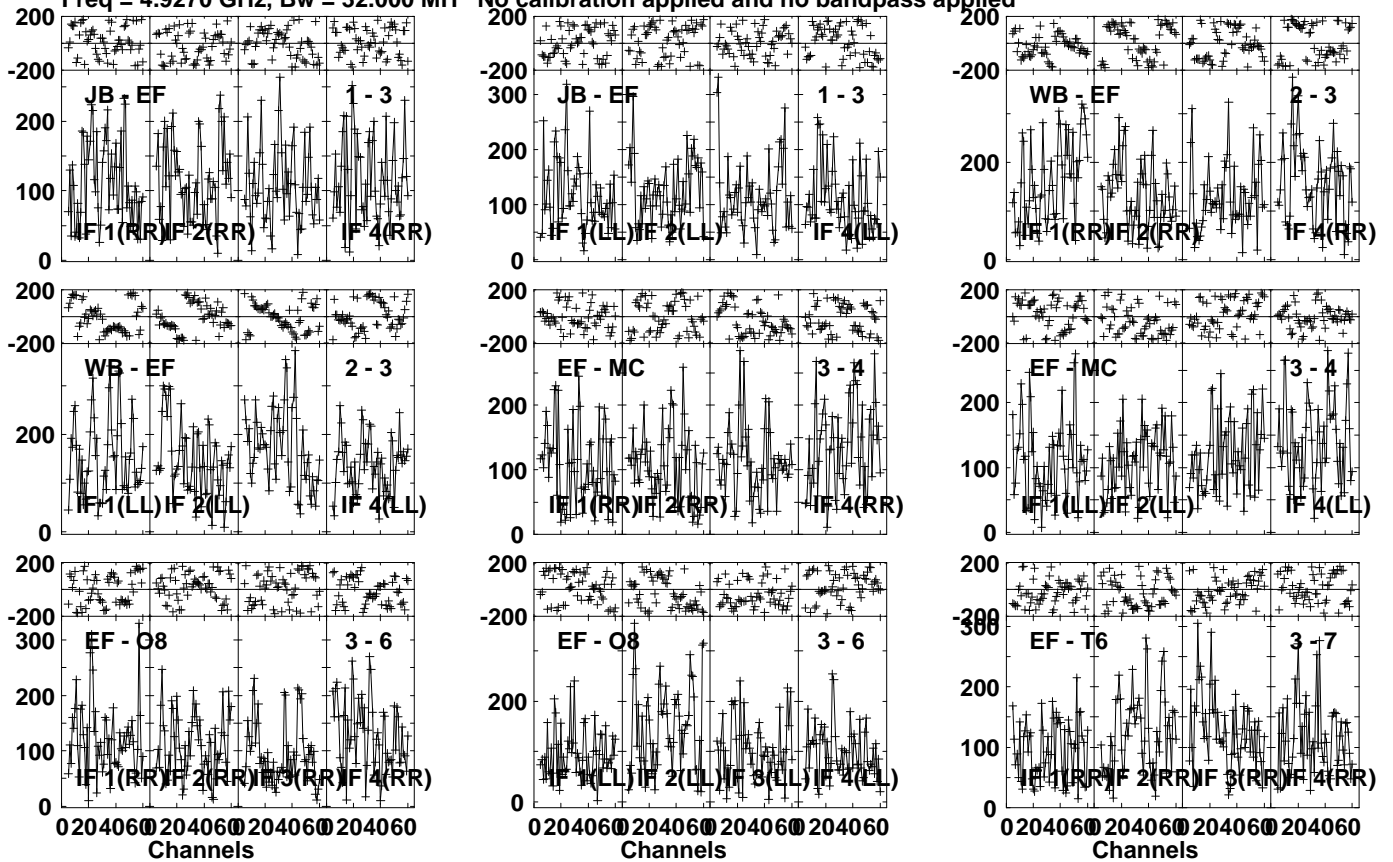
Timerange: 00/12:39:51 to 00/12:41:30

Plot file version 344 created 13-FEB-2023 17:06:47

EW02900 EW029D 1.UVDATA.1

Freq = 4.9270 GHz, Bw = 32.000 MH

No calibration applied and no bandpass applied

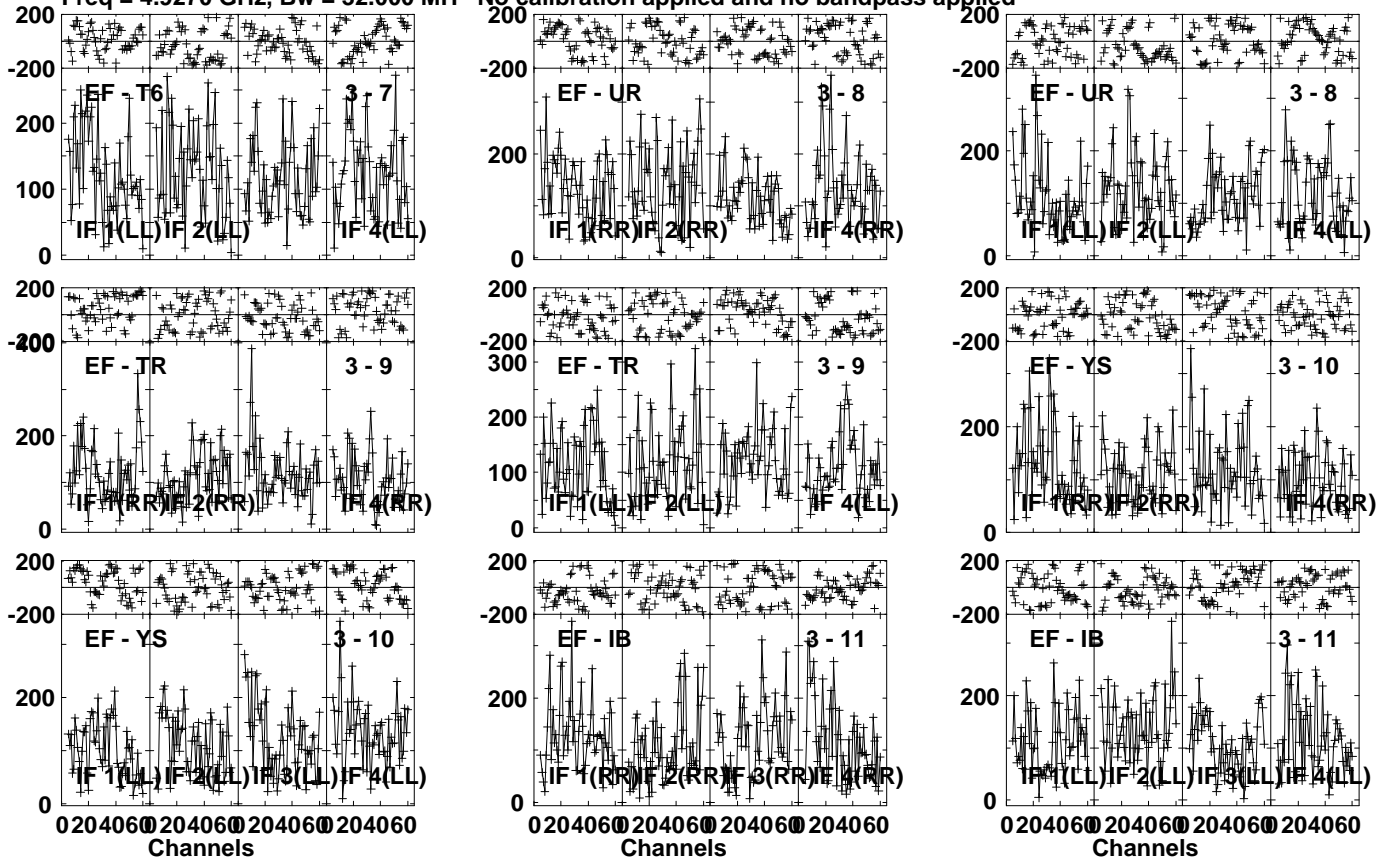


Lower frame: Micro Ampl Jy Top frame: Phas deg
Vector averaged cross-power spectrum Several baselines displayed
Timerange: 00:12:41:30 to 00:12:46:00

Plot file version 345 created 13-FEB-2023 17:06:47

EW02900 EW029D 1.UVDATA.1

Freq = 4.9270 GHz, Bw = 32.000 MH No calibration applied and no bandpass applied

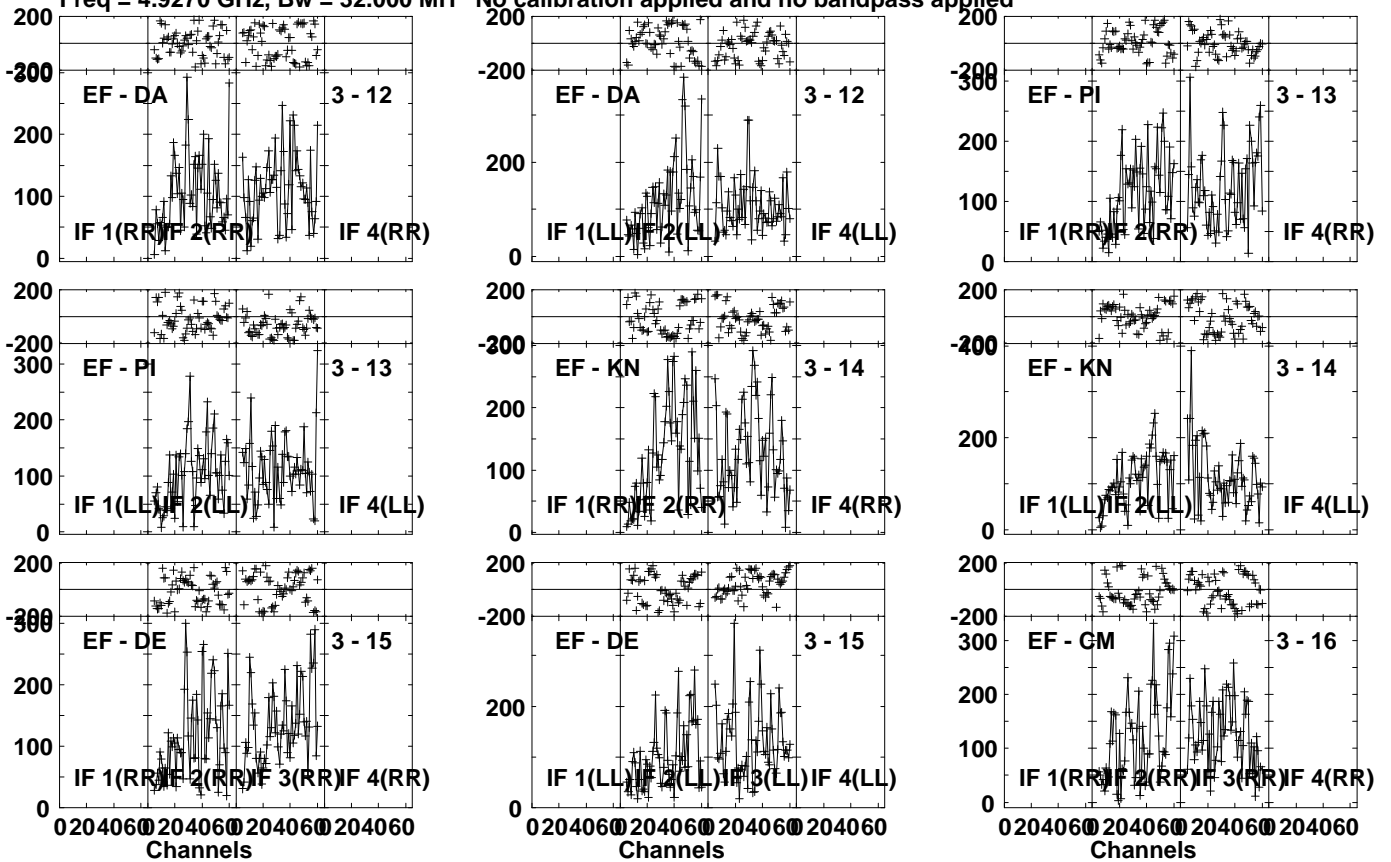


Lower frame: Micro Ampl Jy Top frame: Phas deg
Vector averaged cross-power spectrum Several baselines displayed
Timerange: 00/12:41:30 to 00/12:46:00

Plot file version 346 created 13-FEB-2023 17:06:47

EW02900 EW029D 1.UVDATA.1

Freq = 4.9270 GHz, Bw = 32.000 MH No calibration applied and no bandpass applied

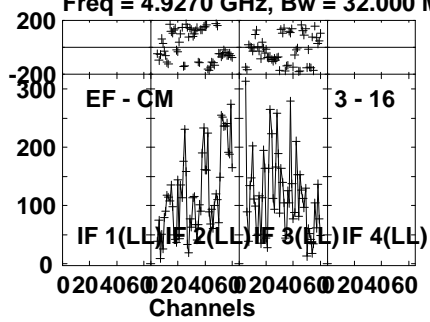


Lower frame: Micro Ampl Jy Top frame: Phas deg
Vector averaged cross-power spectrum Several baselines displayed
Timerange: 00/12:41:30 to 00/12:46:00

Plot file version 347 created 13-FEB-2023 17:06:47

EW02900 EW029D 1.UVDATA.1

Freq = 4.9270 GHz, Bw = 32.000 MH No calibration applied and no bandpass applied



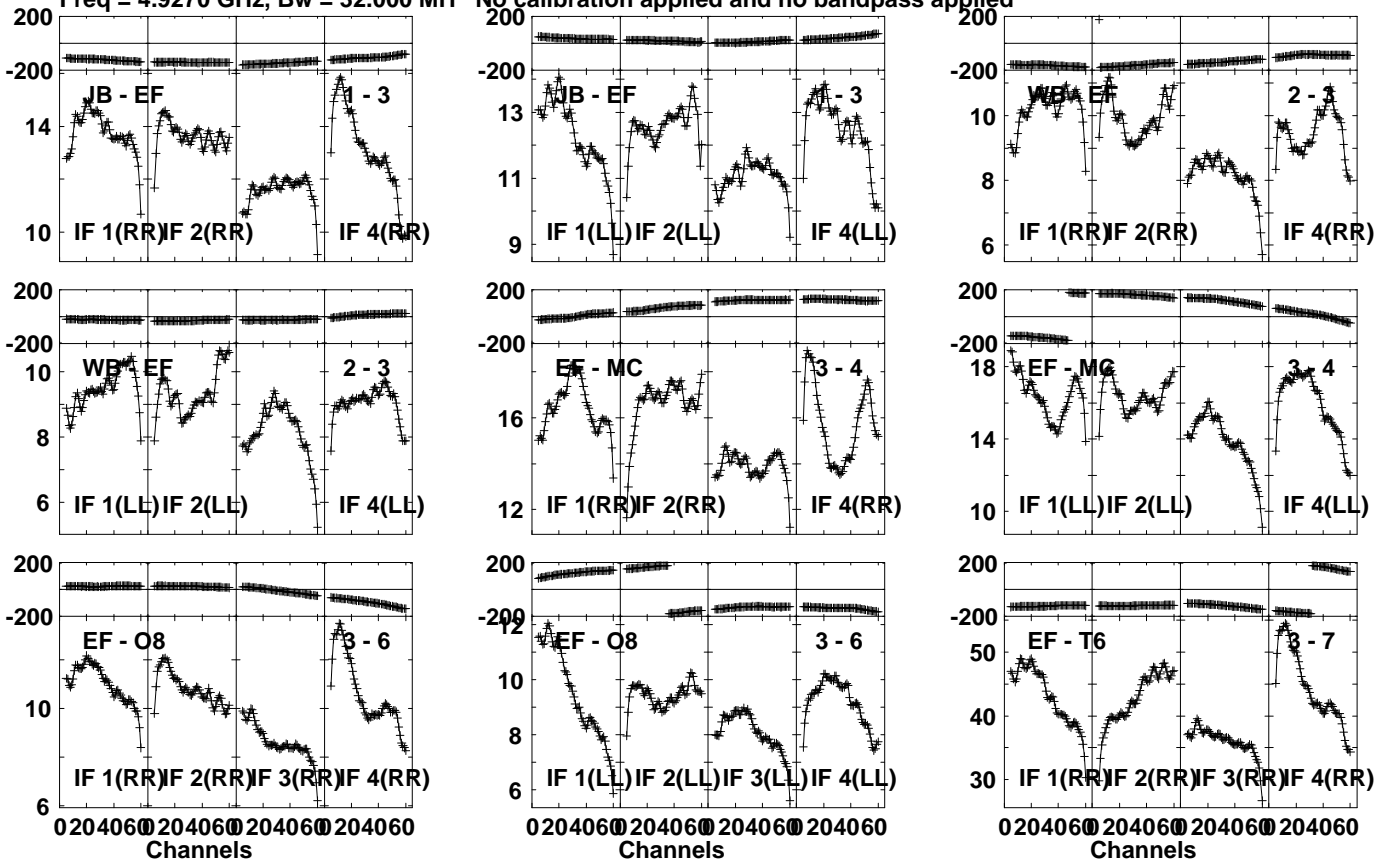
Lower frame: Micro Ampl Jy Top frame: Phas deg
Vector averaged cross-power spectrum Several baselines displayed
Timerange: 00/12:41:30 to 00/12:46:00

Plot file version 348 created 13-FEB-2023 17:06:47

J0958+65 EW029D 1.UVDATA.1

Freq = 4.9270 GHz, Bw = 32.000 MH

No calibration applied and no bandpass applied



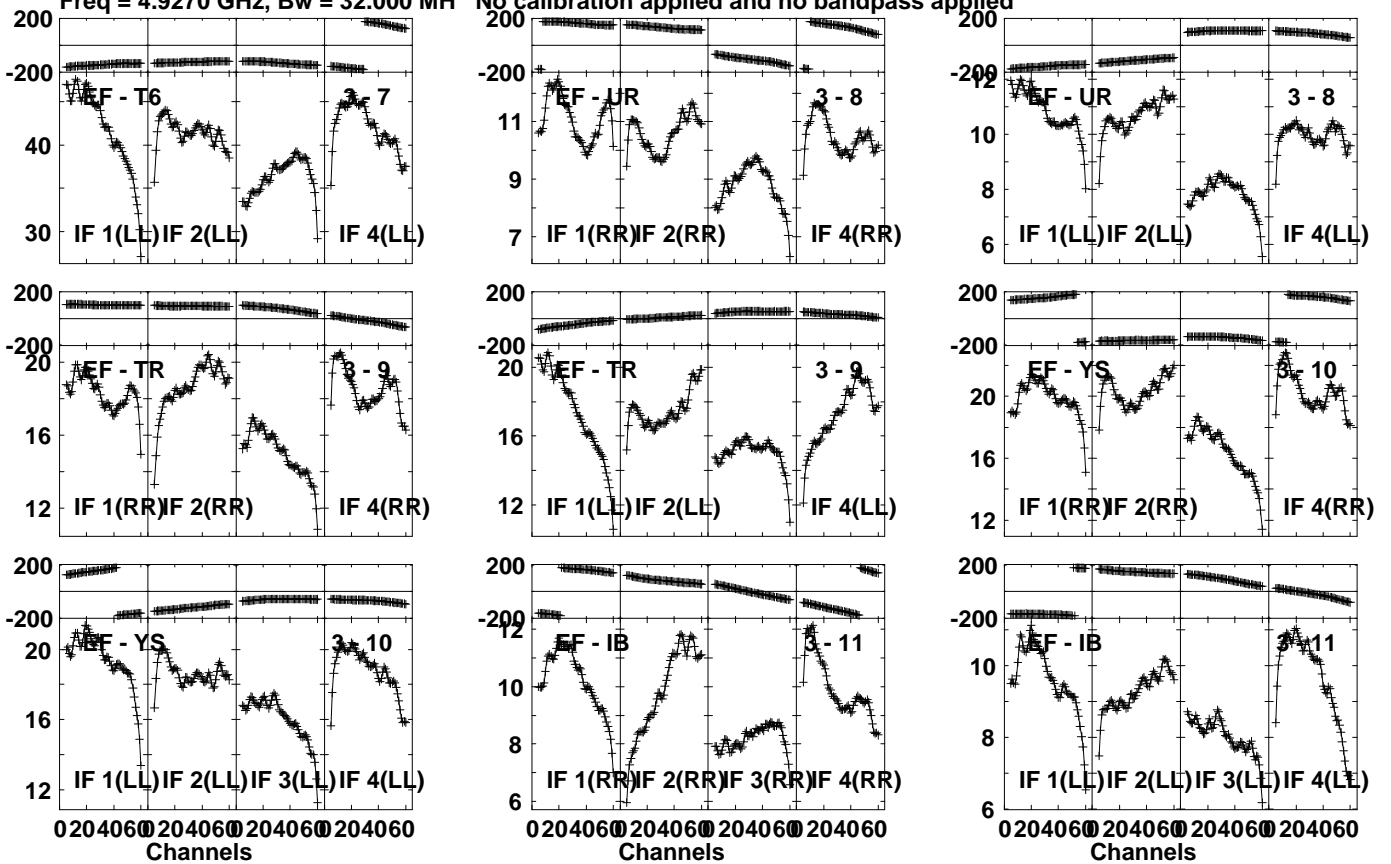
Lower frame: Milli Ampl Jy Top frame: Phas deg
 Vector averaged cross-power spectrum Several baselines displayed
 Timerange: 00/12:46:51 to 00/12:48:30

Plot file version 349 created 13-FEB-2023 17:06:47

J0958+65 EW029D 1.UVDATA.1

Freq = 4.9270 GHz, Bw = 32.000 MH

No calibration applied and no bandpass applied



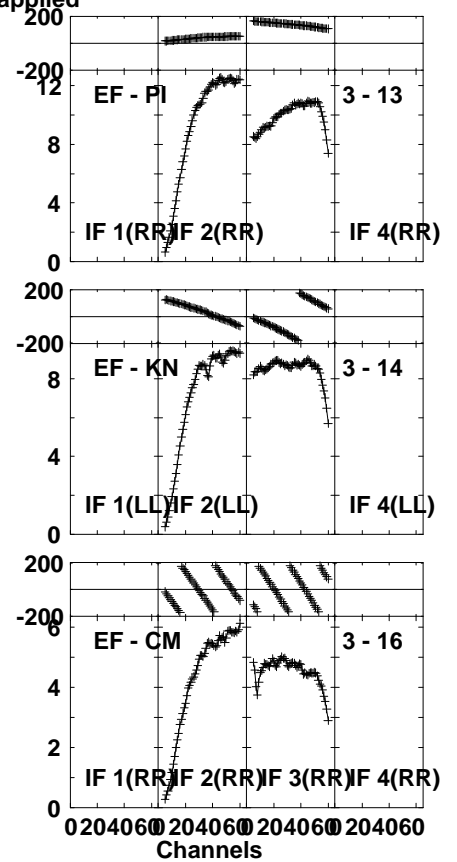
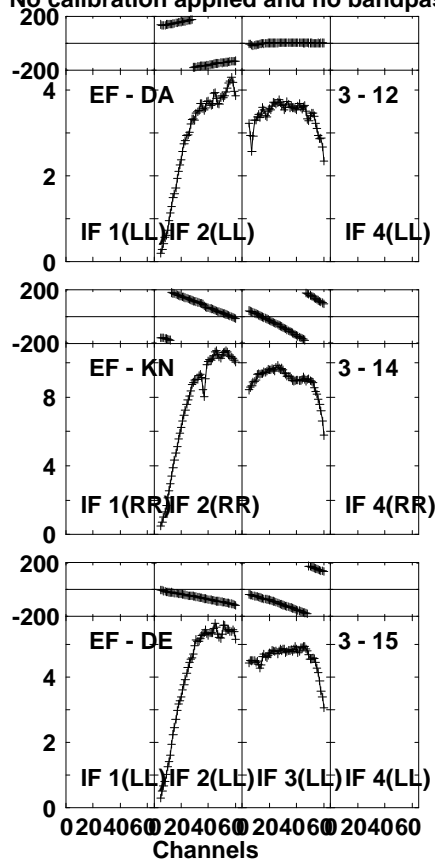
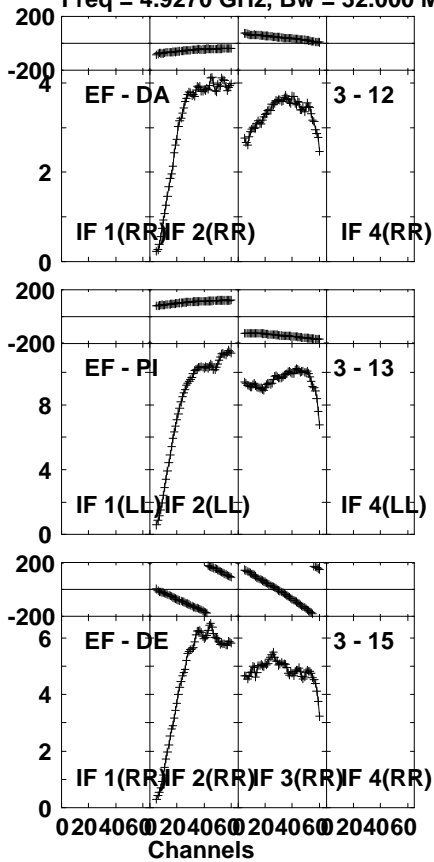
Lower frame: Milli Ampl Jy Top frame: Phas deg
Vector averaged cross-power spectrum Several baselines displayed
Timerange: 00/12:46:51 to 00/12:48:30

Plot file version 350 created 13-FEB-2023 17:06:48

J0958+65 EW029D 1.UVDATA.1

Freq = 4.9270 GHz, Bw = 32.000 MH

No calibration applied and no bandpass applied

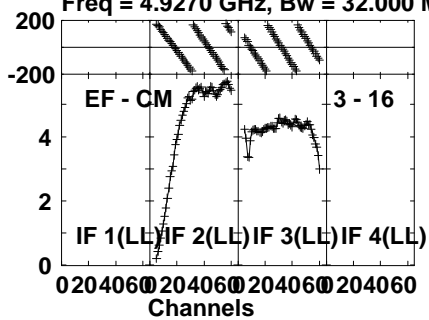


Lower frame: Milli Ampl Jy Top frame: Phas deg
Vector averaged cross-power spectrum Several baselines displayed
Timerange: 00/12:46:51 to 00/12:48:30

Plot file version 351 created 13-FEB-2023 17:06:48

J0958+65 EW029D 1.UVDATA.1

Freq = 4.9270 GHz, Bw = 32.000 MH No calibration applied and no bandpass applied



Lower frame: Milli Ampl Jy Top frame: Phas deg

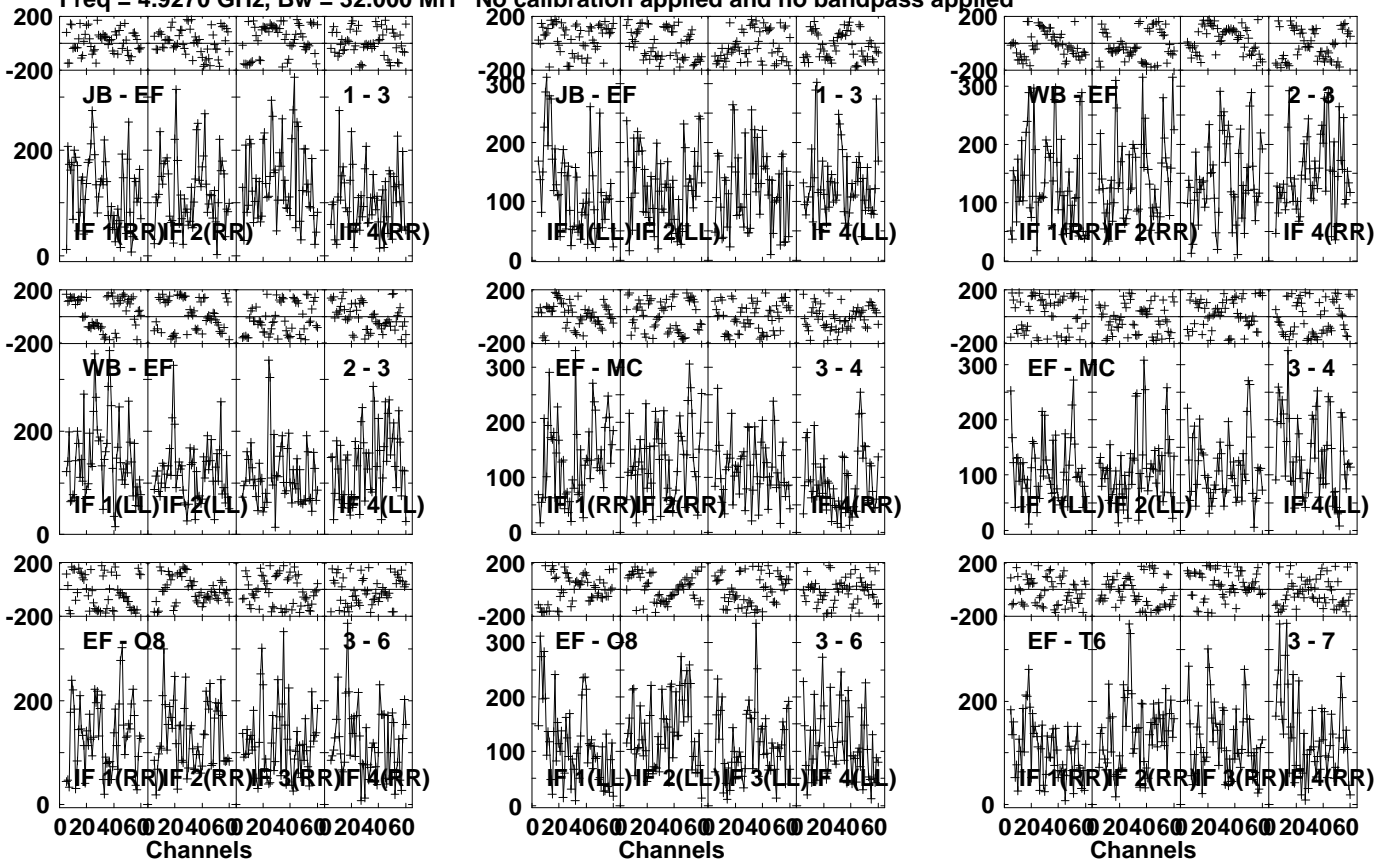
Vector averaged cross-power spectrum Several baselines displayed

Timerange: 00/12:46:51 to 00/12:48:30

Plot file version 352 created 13-FEB-2023 17:06:48

EW02900 EW029D 1.UVDATA.1

Freq = 4.9270 GHz, Bw = 32.000 MH No calibration applied and no bandpass applied

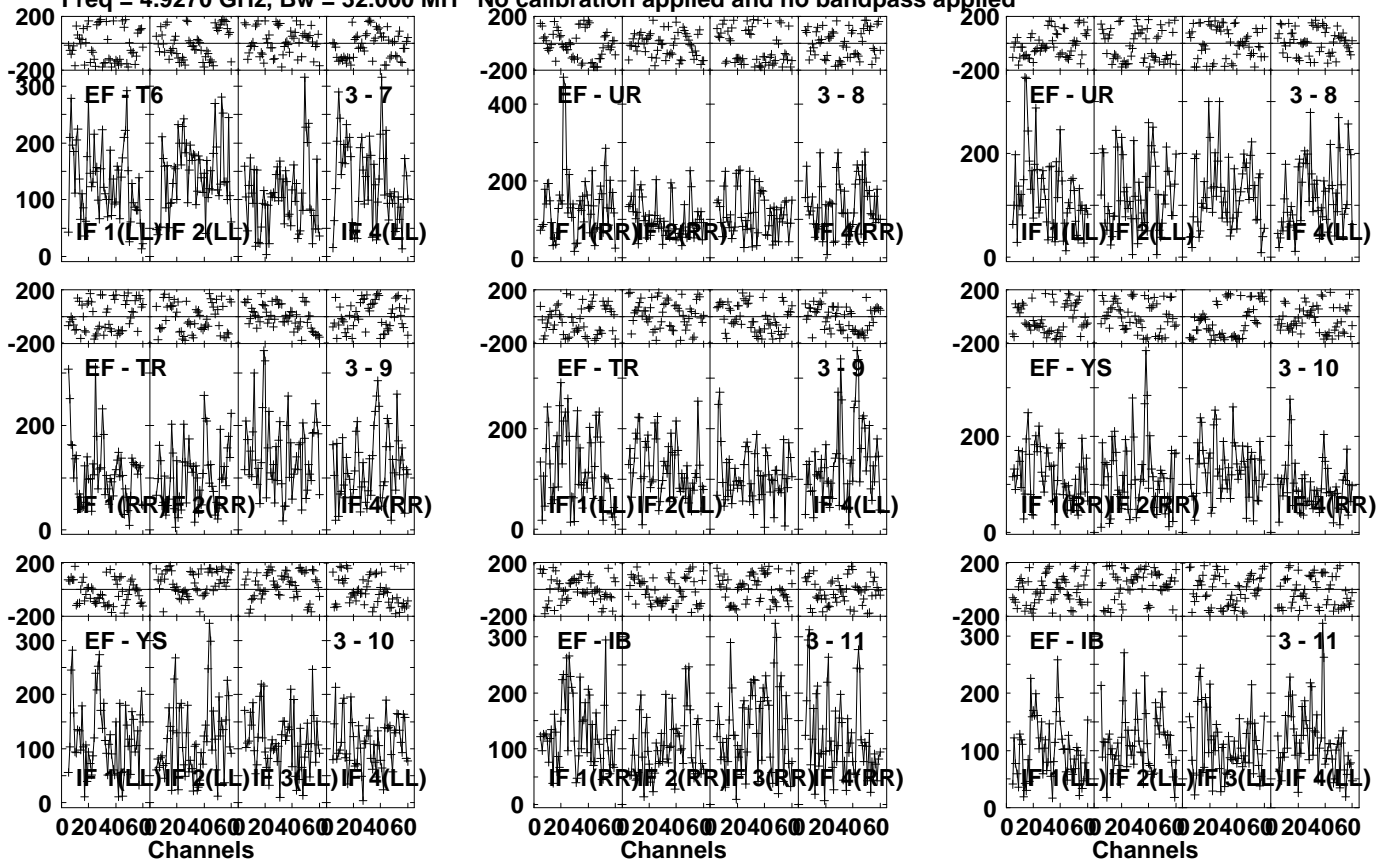


Lower frame: Micro Ampl Jy Top frame: Phas deg
Vector averaged cross-power spectrum Several baselines displayed
Timerange: 00/12:48:30 to 00/12:53:00

Plot file version 353 created 13-FEB-2023 17:06:48

EW02900 EW029D 1.UVDATA.1

Freq = 4.9270 GHz, Bw = 32.000 MH No calibration applied and no bandpass applied

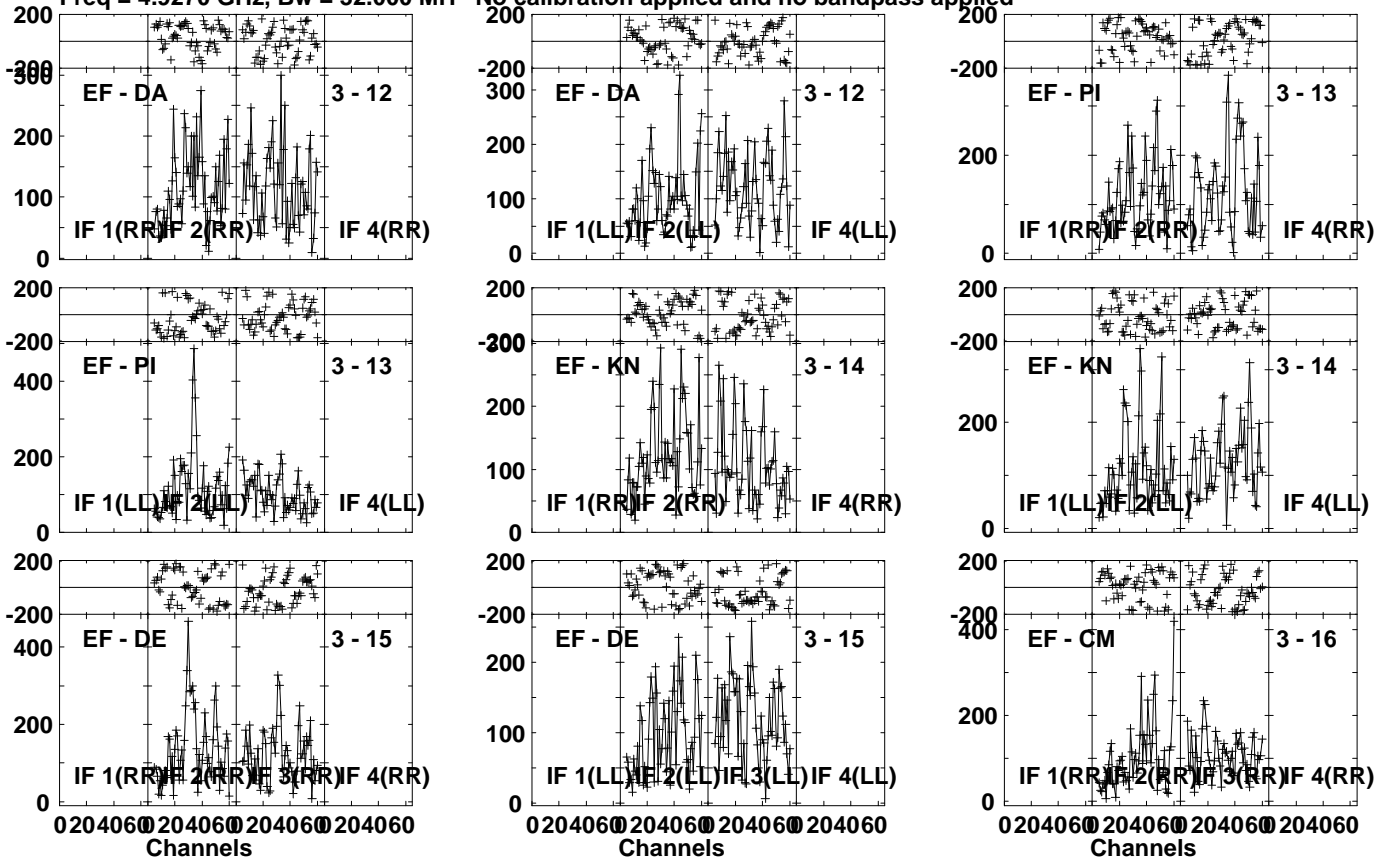


Lower frame: Micro Ampl Jy Top frame: Phas deg
Vector averaged cross-power spectrum Several baselines displayed
Timerange: 00/12:48:30 to 00/12:53:00

Plot file version 354 created 13-FEB-2023 17:06:48

EW02900 EW029D 1.UVDATA.1

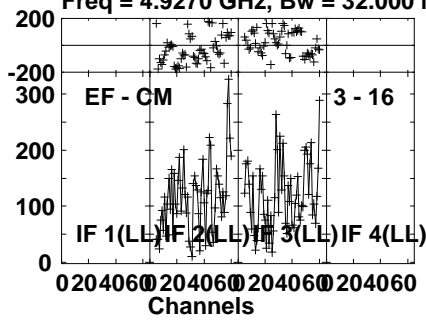
Freq = 4.9270 GHz, Bw = 32.000 MH No calibration applied and no bandpass applied



Plot file version 355 created 13-FEB-2023 17:06:48

EW02900 EW029D 1.UVDATA.1

Freq = 4.9270 GHz, Bw = 32.000 MH No calibration applied and no bandpass applied



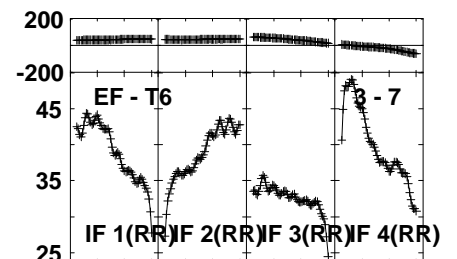
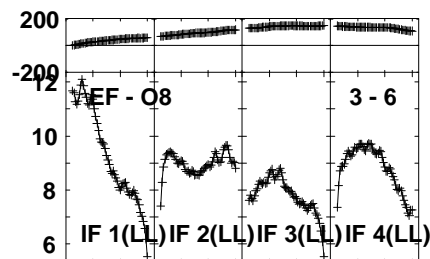
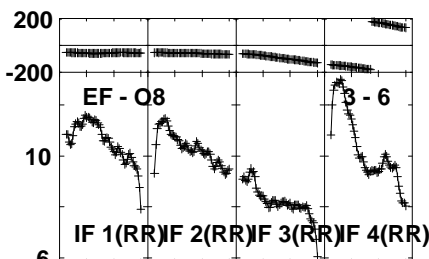
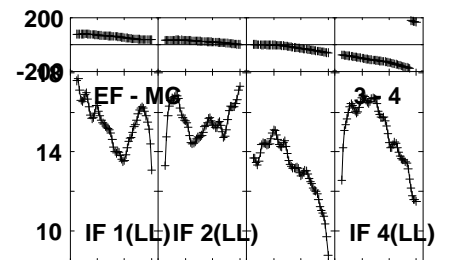
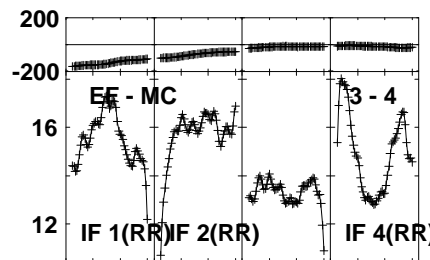
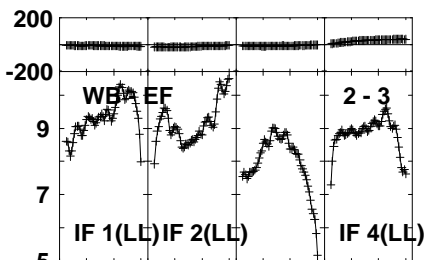
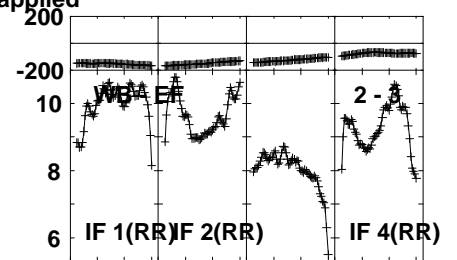
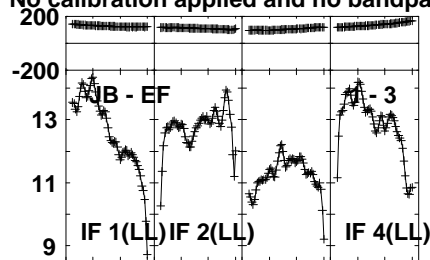
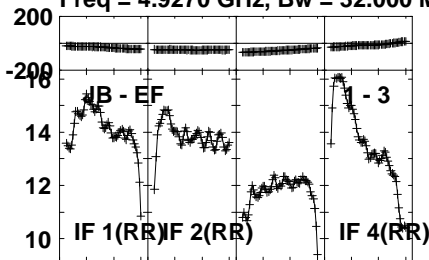
Lower frame: Micro Ampl Jy Top frame: Phas deg
Vector averaged cross-power spectrum Several baselines displayed
Timerange: 00/12:48:30 to 00/12:53:00

Plot file version 356 created 13-FEB-2023 17:06:48

J0958+65 EW029D 1.UVDATA.1

Freq = 4.9270 GHz, Bw = 32.000 MH

No calibration applied and no bandpass applied



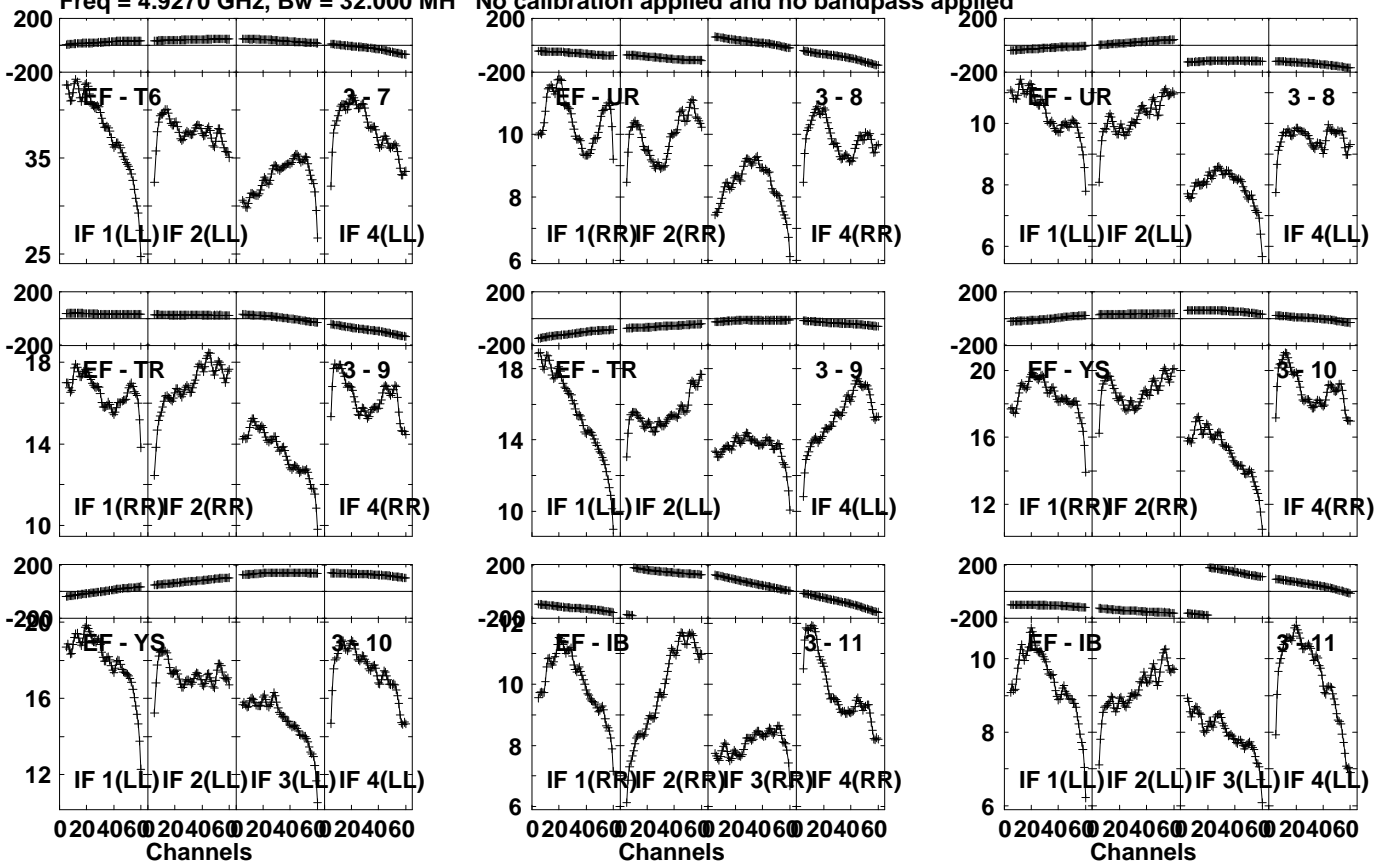
Lower frame: Milli Ampl Jy Top frame: Phas deg
Vector averaged cross-power spectrum Several baselines displayed
Timerange: 00:12:53:01 to 00:12:55:29

Plot file version 357 created 13-FEB-2023 17:06:48

J0958+65 EW029D 1.UVDATA.1

Freq = 4.9270 GHz, Bw = 32.000 MH

No calibration applied and no bandpass applied



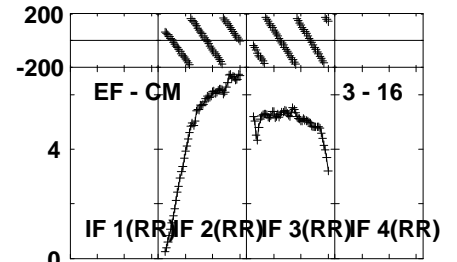
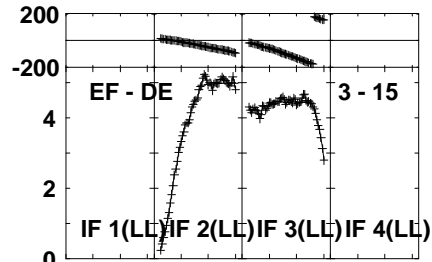
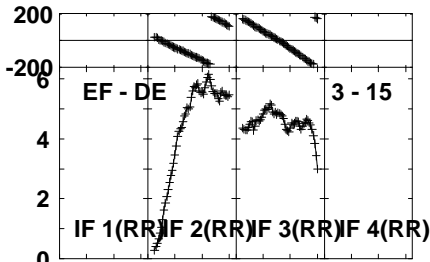
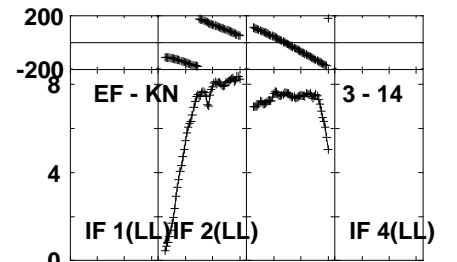
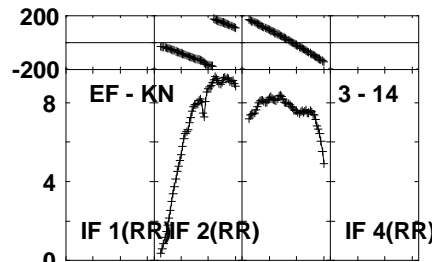
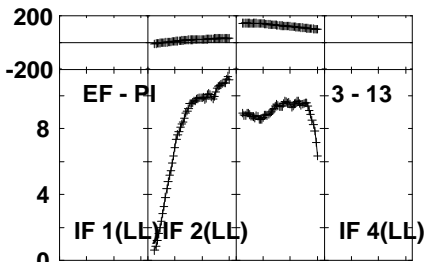
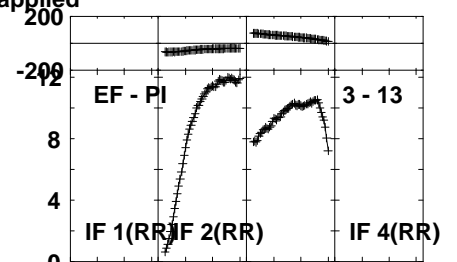
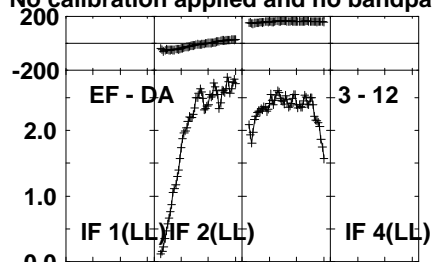
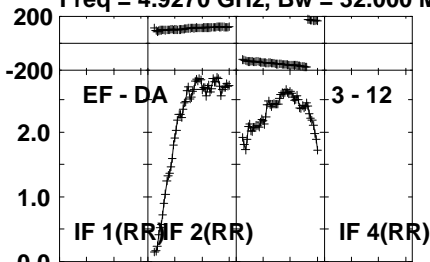
Lower frame: Milli Ampl Jy Top frame: Phas deg
Vector averaged cross-power spectrum Several baselines displayed
Timerange: 00/12:53:01 to 00/12:55:29

Plot file version 358 created 13-FEB-2023 17:06:49

J0958+65 EW029D 1.UVDATA.1

Freq = 4.9270 GHz, Bw = 32.000 MH

No calibration applied and no bandpass applied

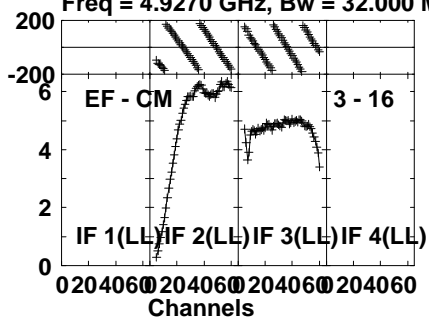


Lower frame: Milli Ampl Jy Top frame: Phas deg
Vector averaged cross-power spectrum Several baselines displayed
Timerange: 00/12:53:01 to 00/12:55:29

Plot file version 359 created 13-FEB-2023 17:06:49

J0958+65 EW029D 1.UVDATA.1

Freq = 4.9270 GHz, Bw = 32.000 MH No calibration applied and no bandpass applied



Lower frame: Milli Ampl Jy Top frame: Phas deg

Vector averaged cross-power spectrum Several baselines displayed

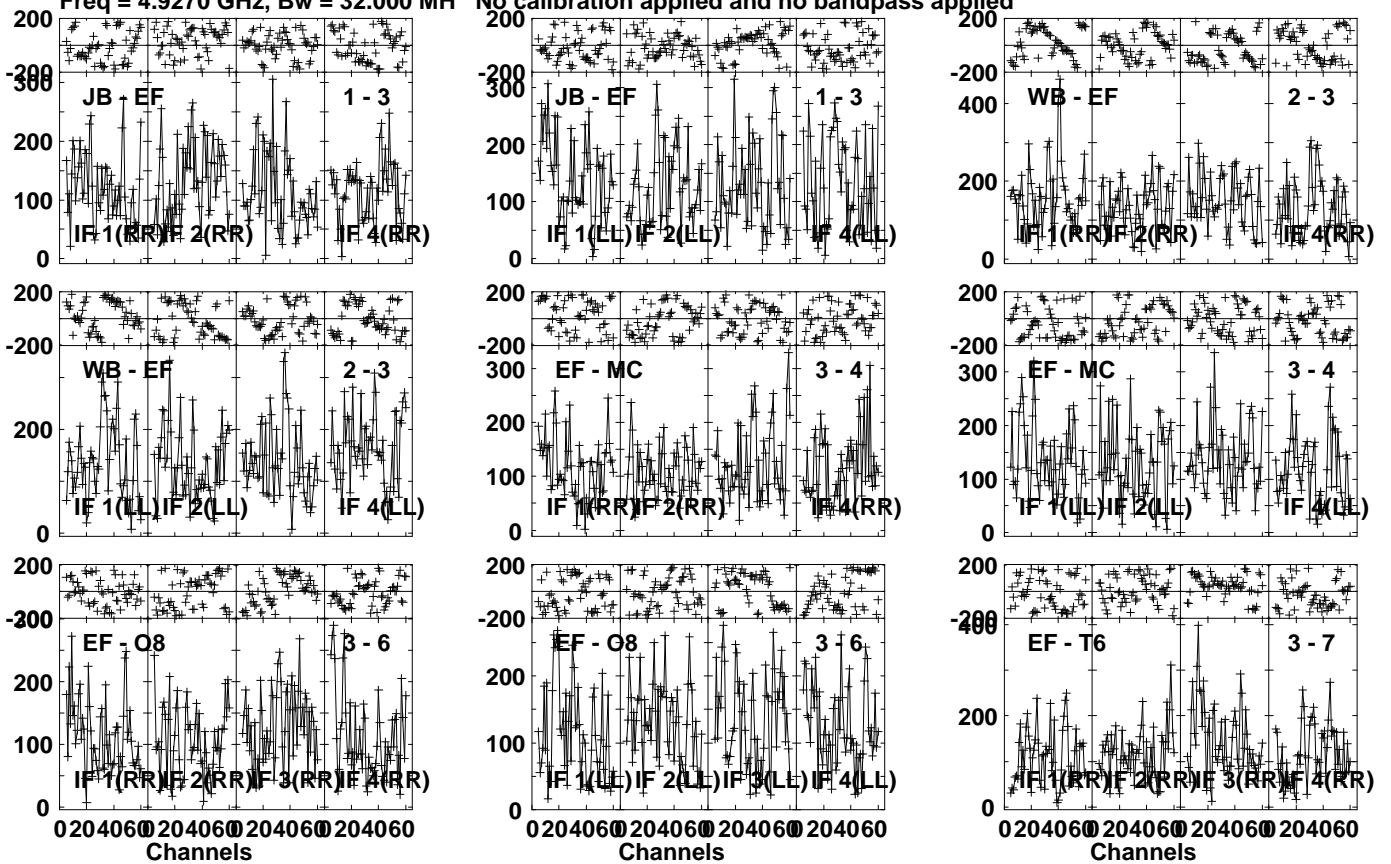
Timerange: 00/12:53:01 to 00/12:55:29

Plot file version 360 created 13-FEB-2023 17:06:49

EW02900 EW029D 1.UVDATA.1

Freq = 4.9270 GHz, Bw = 32.000 MH

No calibration applied and no bandpass applied

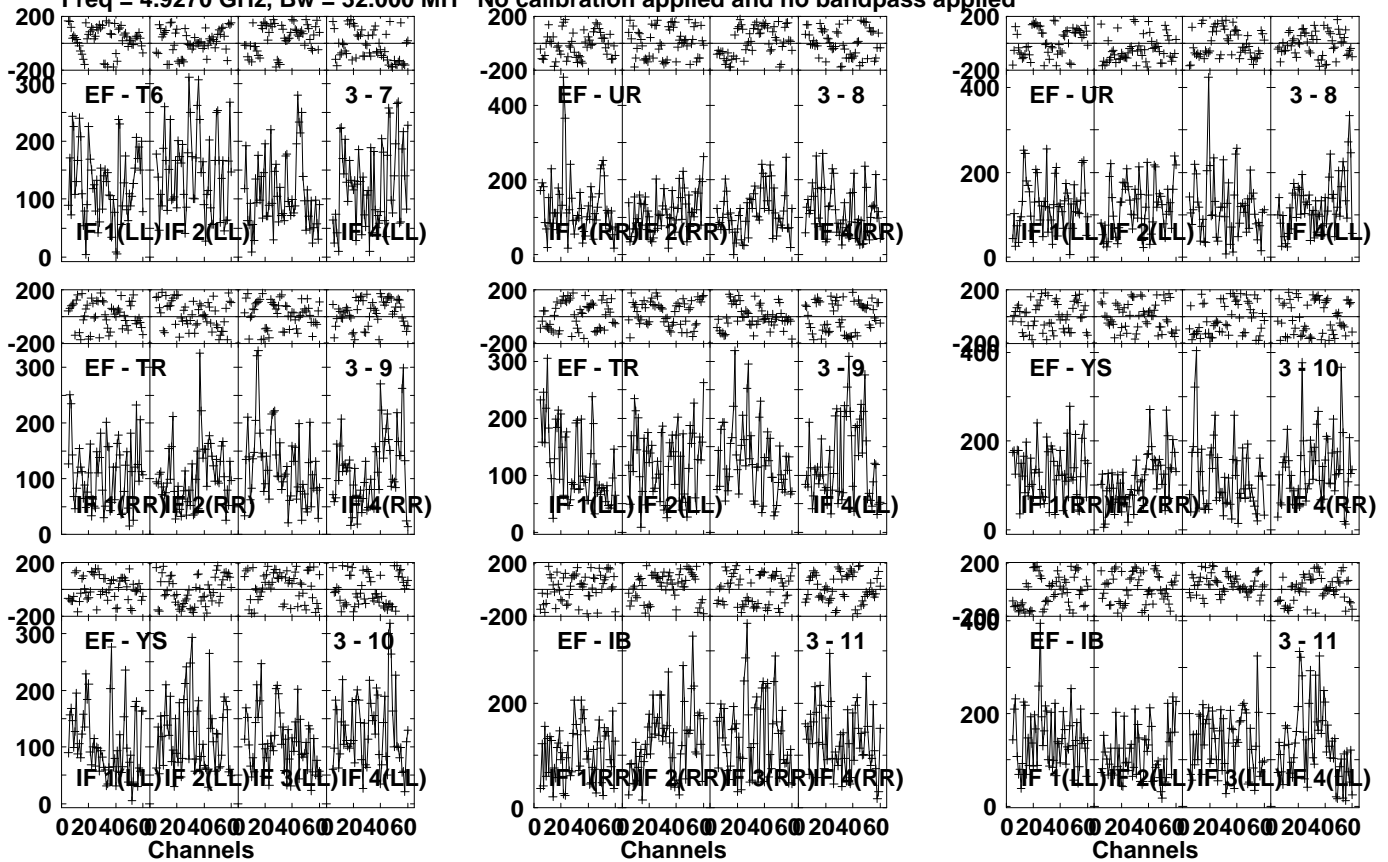


Lower frame: Micro Ampl Jy Top frame: Phas deg
Vector averaged cross-power spectrum Several baselines displayed
Timerange: 00/12:55:30 to 00/13:00:00

Plot file version 361 created 13-FEB-2023 17:06:49

EW02900 EW029D 1.UVDATA.1

Freq = 4.9270 GHz, Bw = 32.000 MH No calibration applied and no bandpass applied



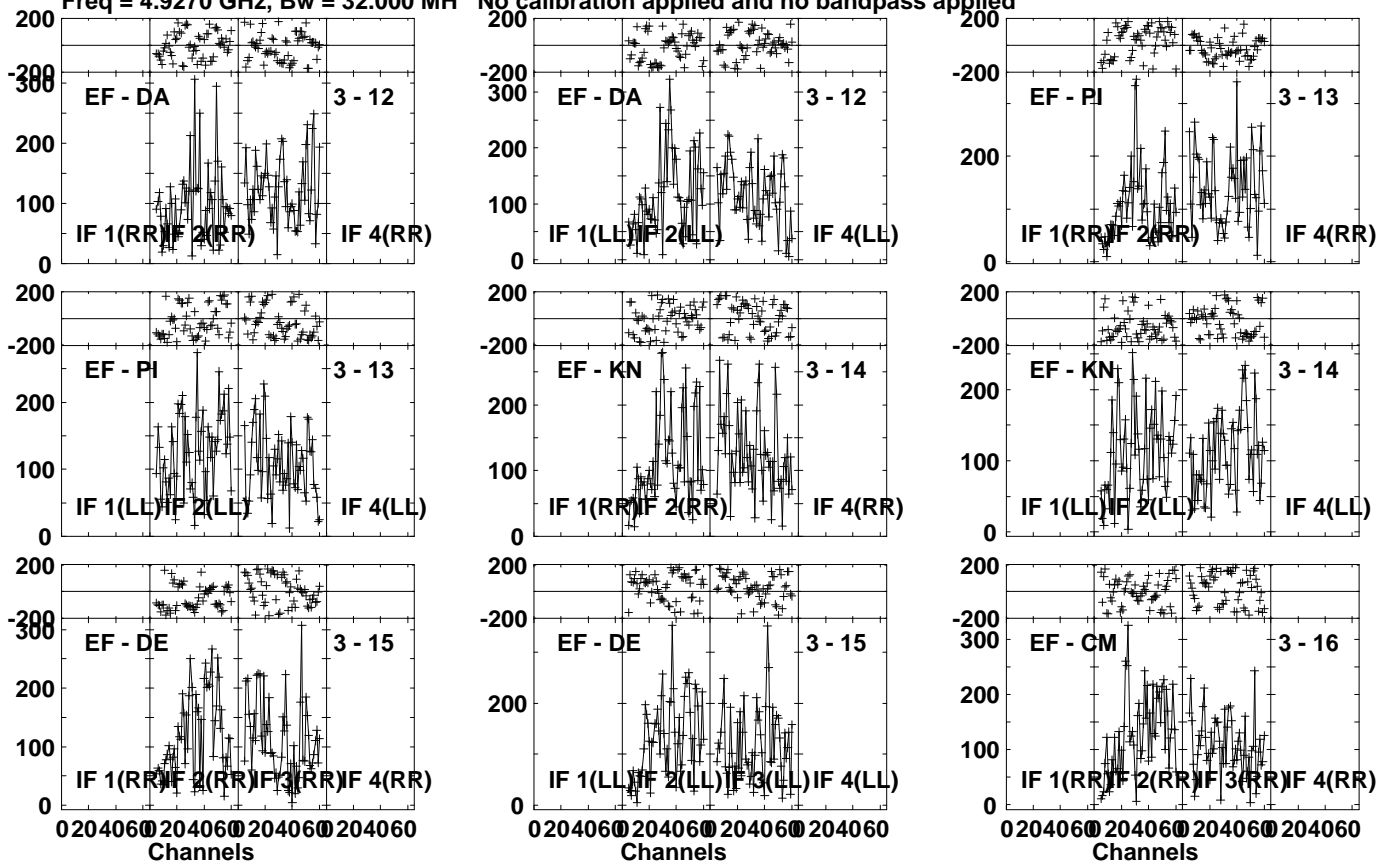
Lower frame: Micro Ampl Jy Top frame: Phas deg
Vector averaged cross-power spectrum Several baselines displayed
Timerange: 00/12:55:30 to 00/13:00:00

Plot file version 362 created 13-FEB-2023 17:06:49

EW02900 EW029D 1.UVDATA.1

Freq = 4.9270 GHz, Bw = 32.000 MH

No calibration applied and no bandpass applied

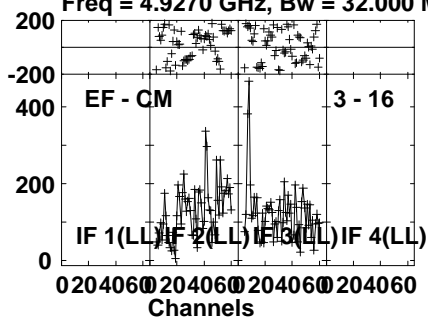


Lower frame: Micro Ampl Jy Top frame: Phas deg
Vector averaged cross-power spectrum Several baselines displayed
Timerange: 00/12:55:30 to 00/13:00:00

Plot file version 363 created 13-FEB-2023 17:06:49

EW02900 EW029D 1.UVDATA.1

Freq = 4.9270 GHz, Bw = 32.000 MH No calibration applied and no bandpass applied



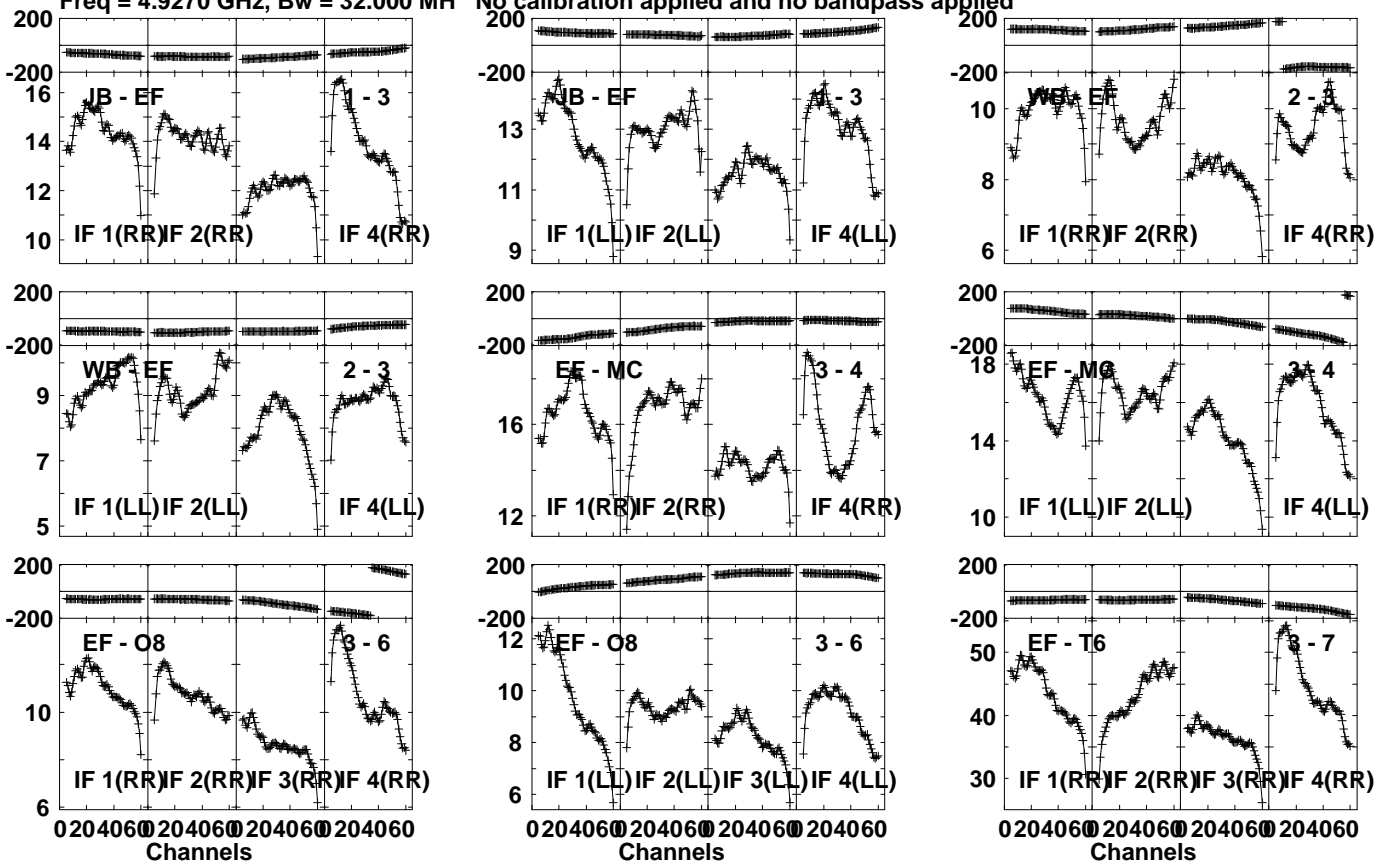
Lower frame: Micro Ampl Jy Top frame: Phas deg
Vector averaged cross-power spectrum Several baselines displayed
Timerange: 00/12:55:30 to 00/13:00:00

Plot file version 364 created 13-FEB-2023 17:06:49

J0958+65 EW029D 1.UVDATA.1

Freq = 4.9270 GHz, Bw = 32.000 MH

No calibration applied and no bandpass applied



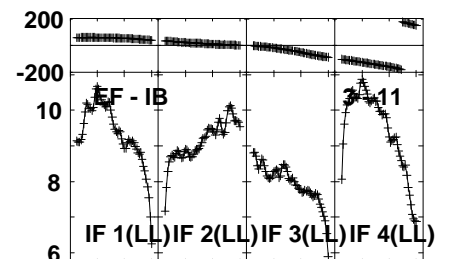
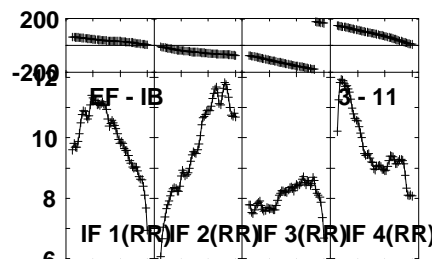
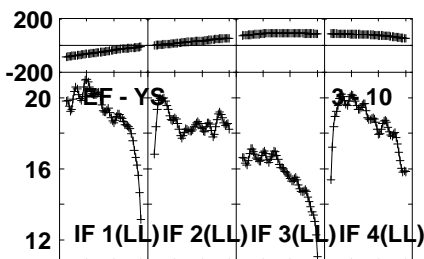
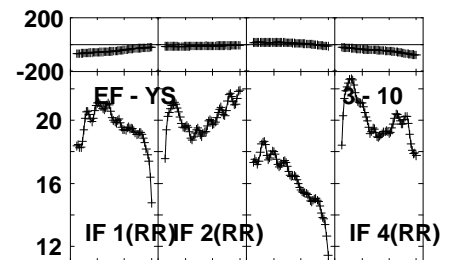
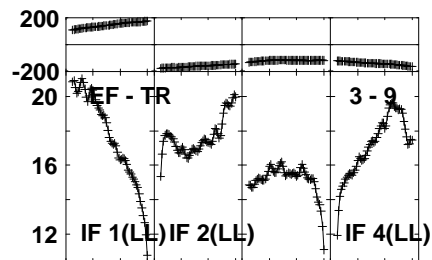
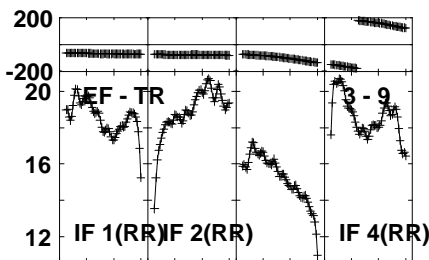
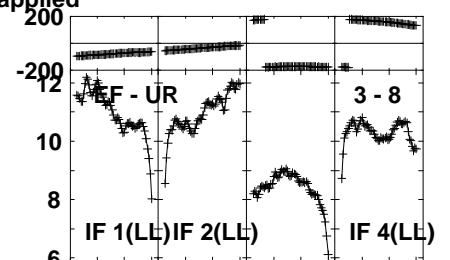
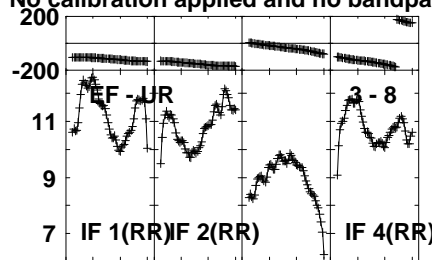
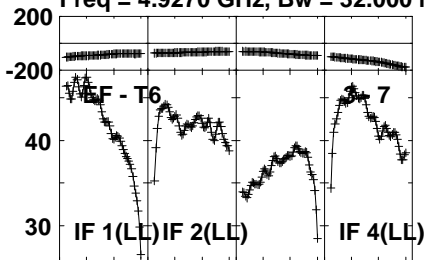
Lower frame: Milli Ampl Jy Top frame: Phas deg
Vector averaged cross-power spectrum Several baselines displayed
Timerange: 00/13:00:51 to 00/13:02:30

Plot file version 365 created 13-FEB-2023 17:06:49

J0958+65 EW029D 1.UVDATA.1

Freq = 4.9270 GHz, Bw = 32.000 MH

No calibration applied and no bandpass applied



0204060 204060 204060 204060
Channels

0204060 204060 204060 204060
Channels

0204060 204060 204060 204060
Channels

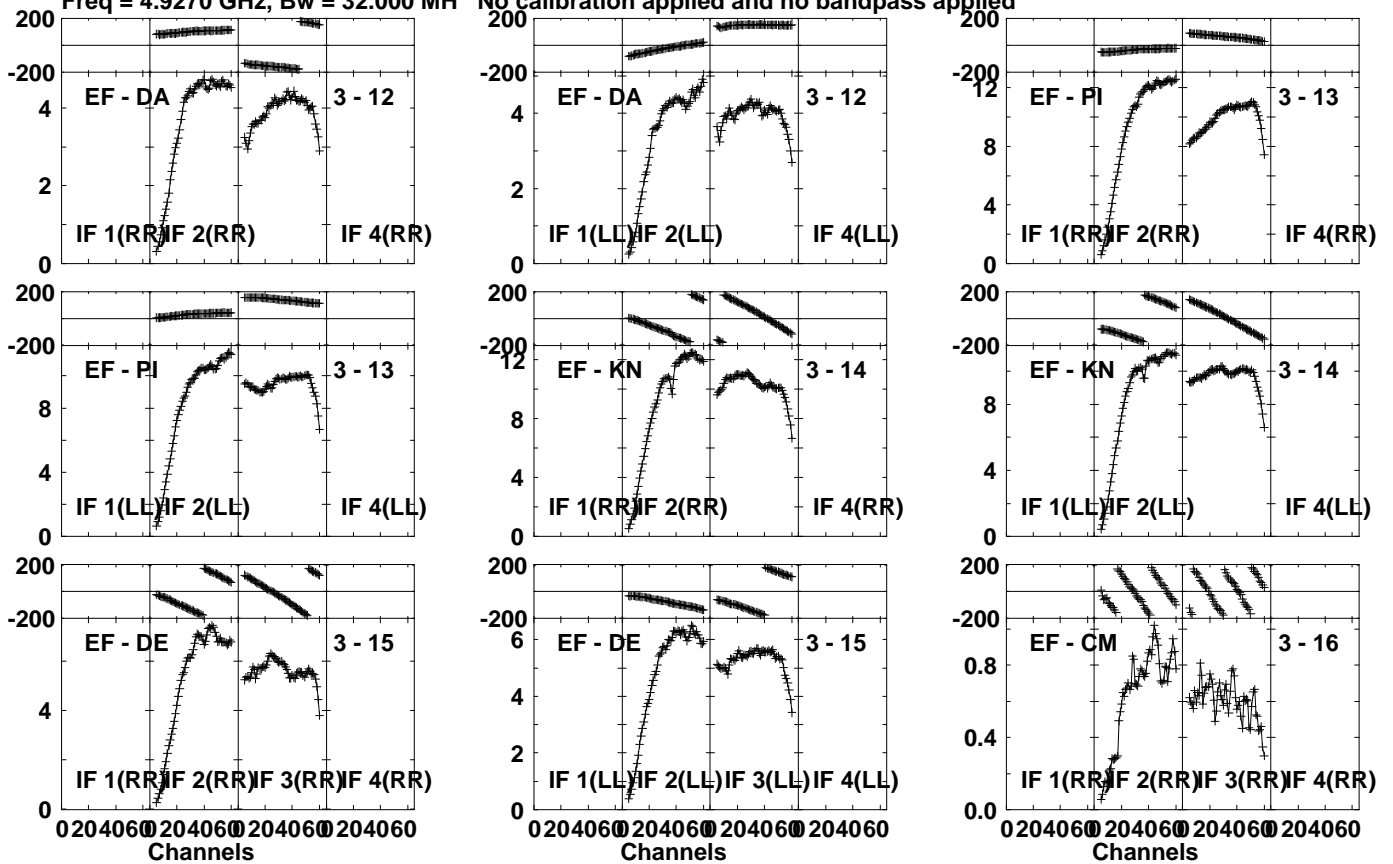
Lower frame: Milli Ampl Jy Top frame: Phas deg
Vector averaged cross-power spectrum Several baselines displayed
Timerange: 00/13:00:51 to 00/13:02:30

Plot file version 366 created 13-FEB-2023 17:06:50

J0958+65 EW029D 1.UVDATA.1

Freq = 4.9270 GHz, Bw = 32.000 MH

No calibration applied and no bandpass applied

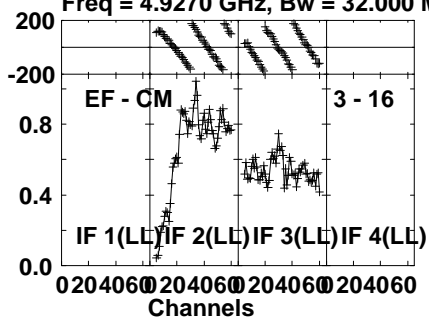


Lower frame: Milli Ampl Jy Top frame: Phas deg
Vector averaged cross-power spectrum Several baselines displayed
Timerange: 00/13:00:51 to 00/13:02:30

Plot file version 367 created 13-FEB-2023 17:06:50

J0958+65 EW029D 1.UVDATA.1

Freq = 4.9270 GHz, Bw = 32.000 MH No calibration applied and no bandpass applied



Lower frame: Milli Ampl Jy Top frame: Phas deg

Vector averaged cross-power spectrum Several baselines displayed

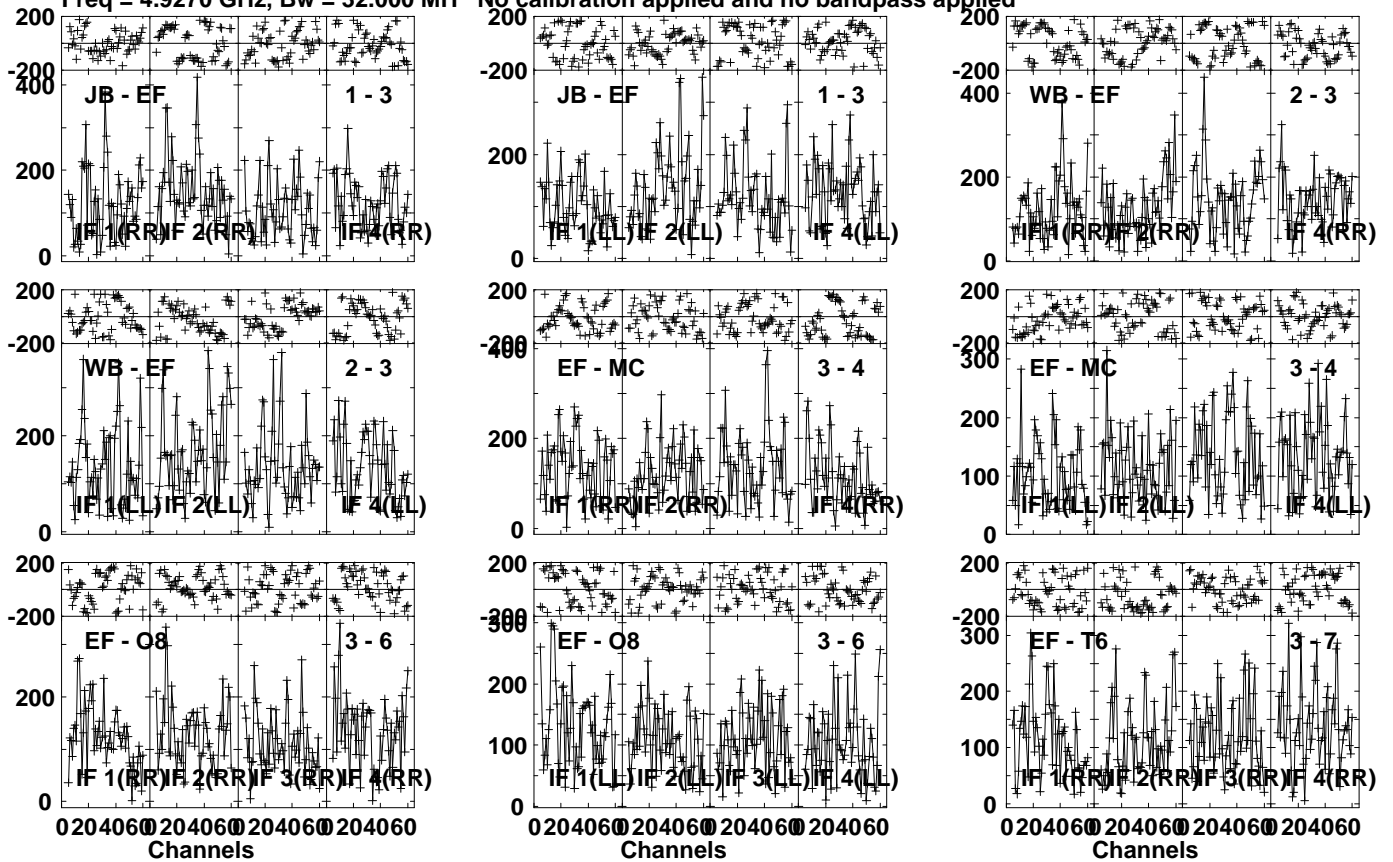
Timerange: 00/13:00:51 to 00/13:02:30

Plot file version 368 created 13-FEB-2023 17:06:50

EW02900 EW029D 1.UVDATA.1

Freq = 4.9270 GHz, Bw = 32.000 MH

No calibration applied and no bandpass applied



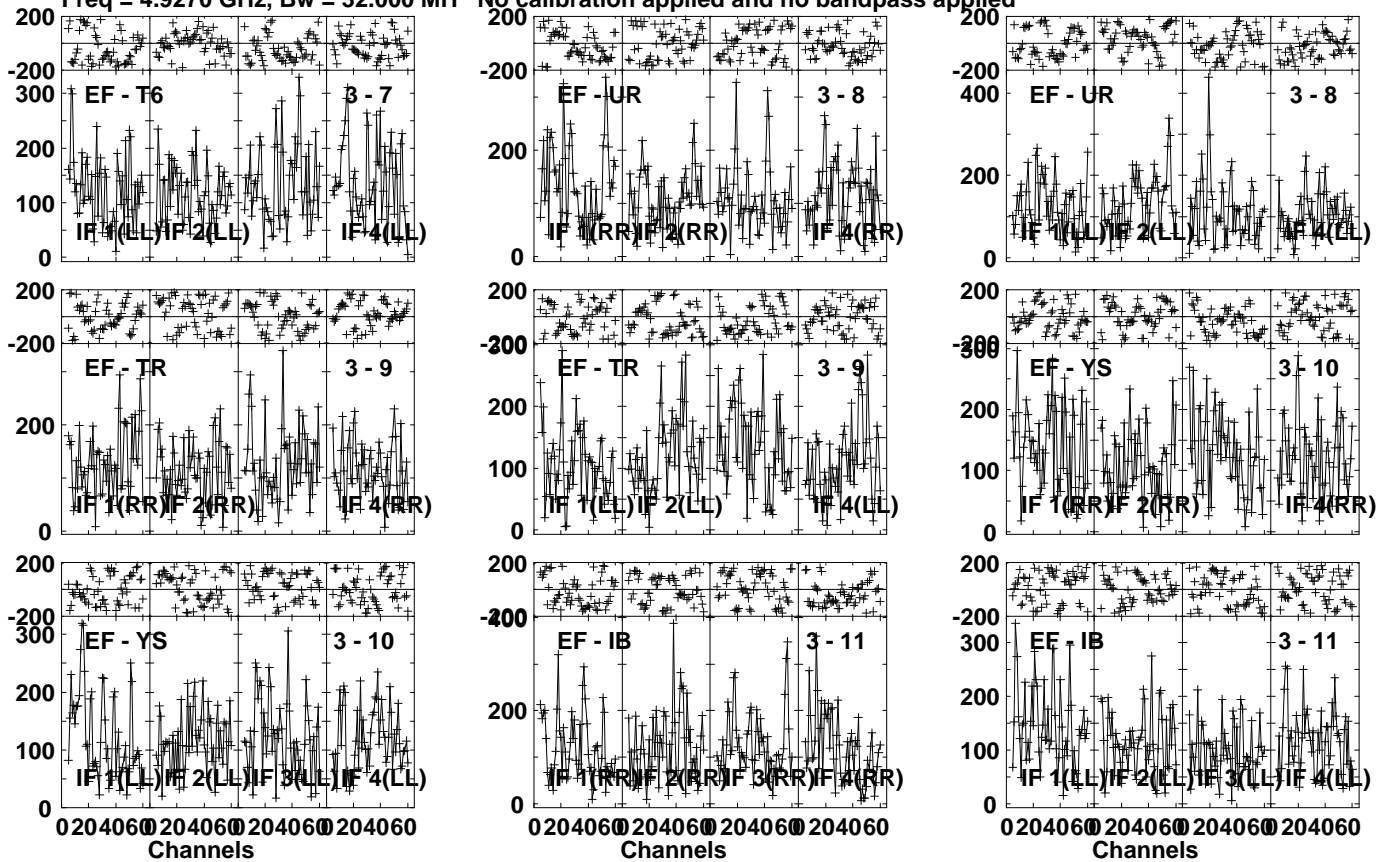
Lower frame: Micro Ampl Jy Top frame: Phas deg
Vector averaged cross-power spectrum Several baselines displayed
Timerange: 00/13:02:30 to 00/13:06:59

Plot file version 369 created 13-FEB-2023 17:06:50

EW02900 EW029D 1.UVDATA.1

Freq = 4.9270 GHz, Bw = 32.000 MH

No calibration applied and no bandpass applied

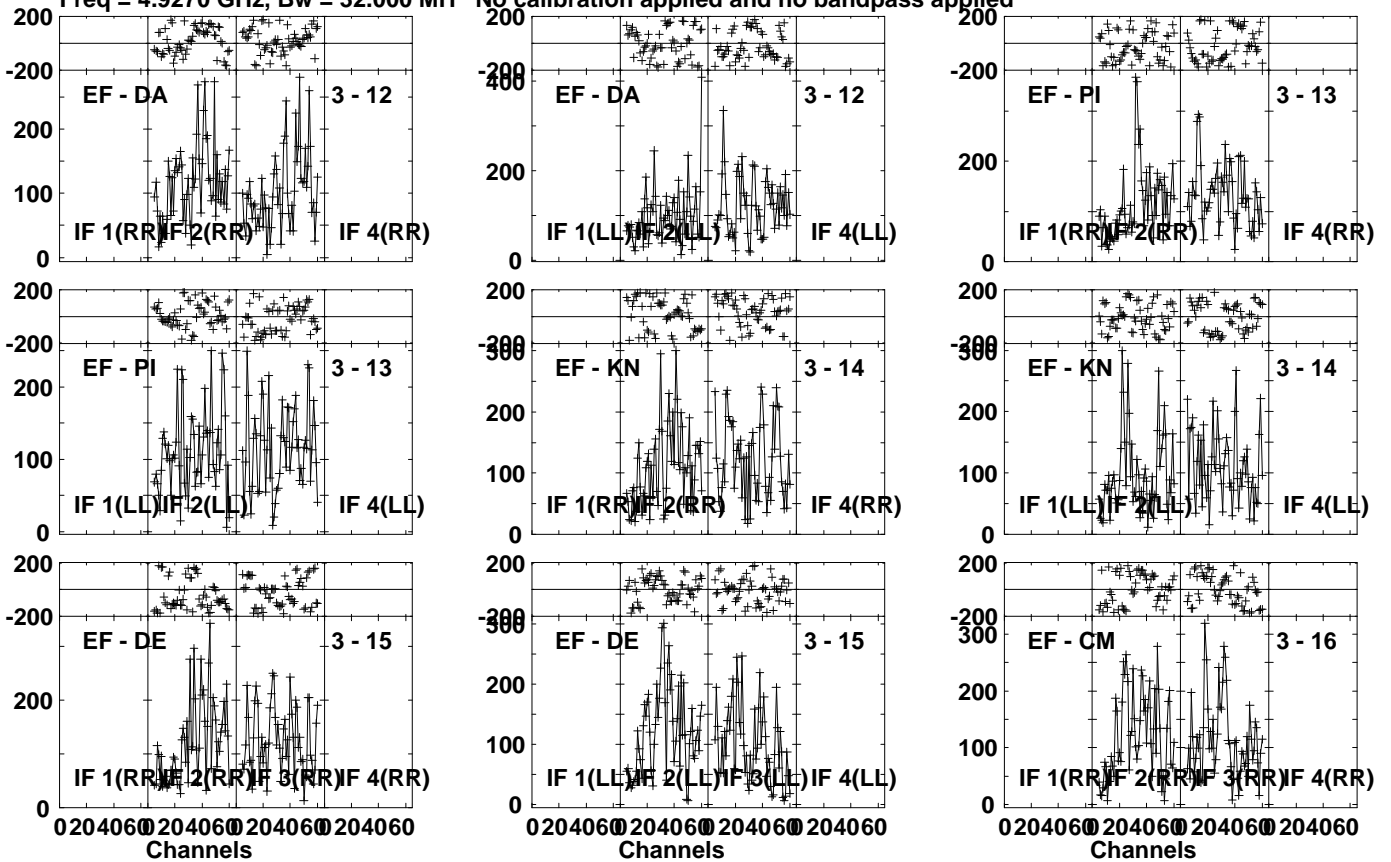


Lower frame: Micro Ampl Jy Top frame: Phas deg
Vector averaged cross-power spectrum Several baselines displayed
Timerange: 00/13:02:30 to 00/13:06:59

Plot file version 370 created 13-FEB-2023 17:06:50

EW02900 EW029D 1.UVDATA.1

Freq = 4.9270 GHz, Bw = 32.000 MH No calibration applied and no bandpass applied

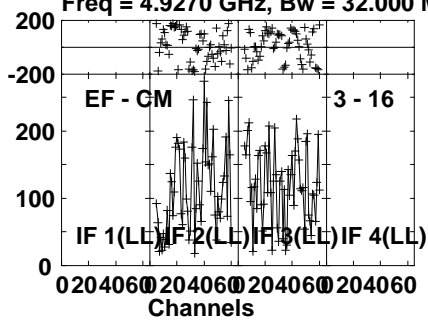


Lower frame: Micro Ampl Jy Top frame: Phas deg
Vector averaged cross-power spectrum Several baselines displayed
Timerange: 00/13:02:30 to 00/13:06:59

Plot file version 371 created 13-FEB-2023 17:06:50

EW02900 EW029D 1.UVDATA.1

Freq = 4.9270 GHz, Bw = 32.000 MH No calibration applied and no bandpass applied



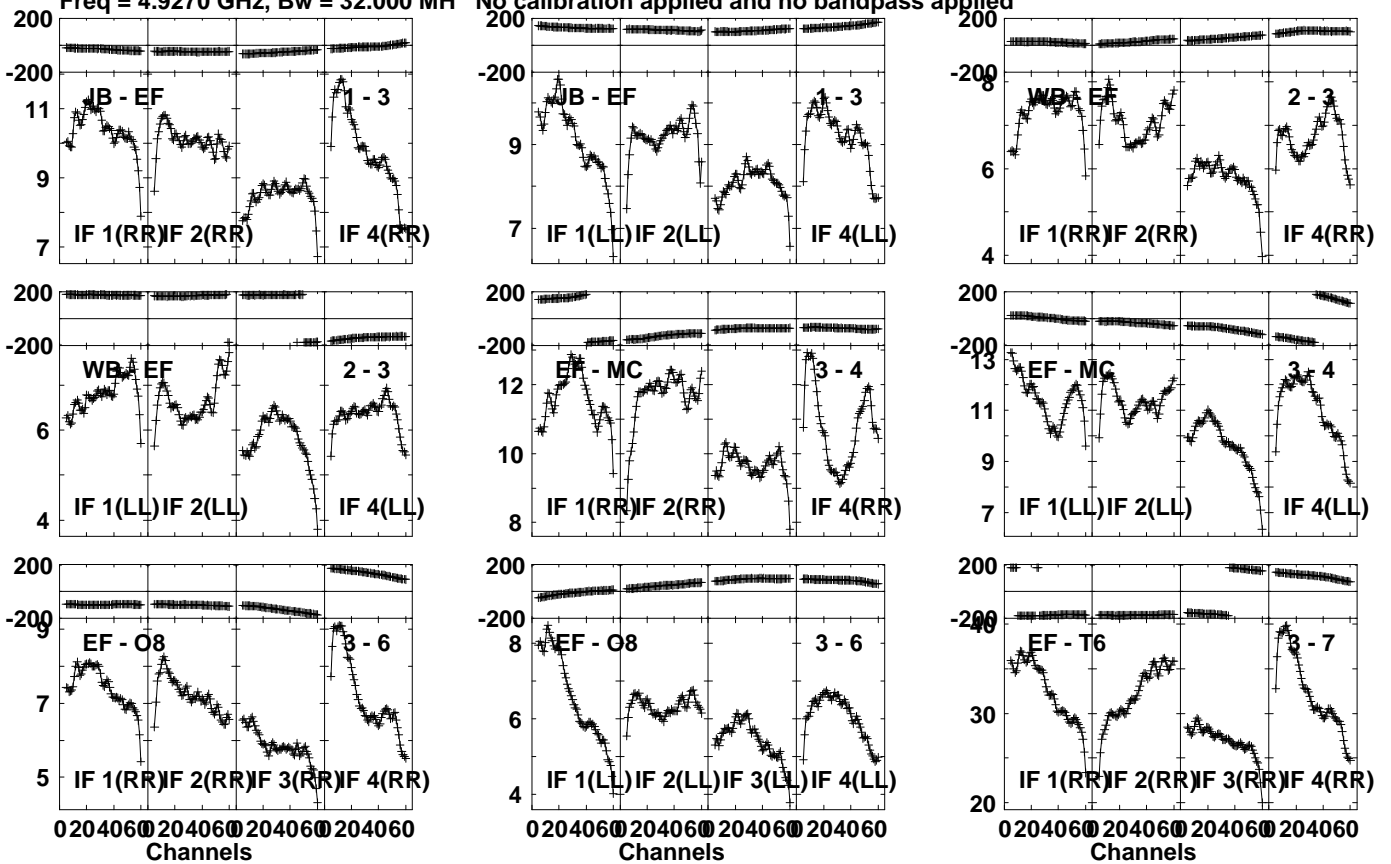
Lower frame: Micro Ampl Jy Top frame: Phas deg
Vector averaged cross-power spectrum Several baselines displayed
Timerange: 00/13:02:30 to 00/13:06:59

Plot file version 372 created 13-FEB-2023 17:06:50

J0958+65 EW029D 1.UVDATA.1

Freq = 4.9270 GHz, Bw = 32.000 MH

No calibration applied and no bandpass applied



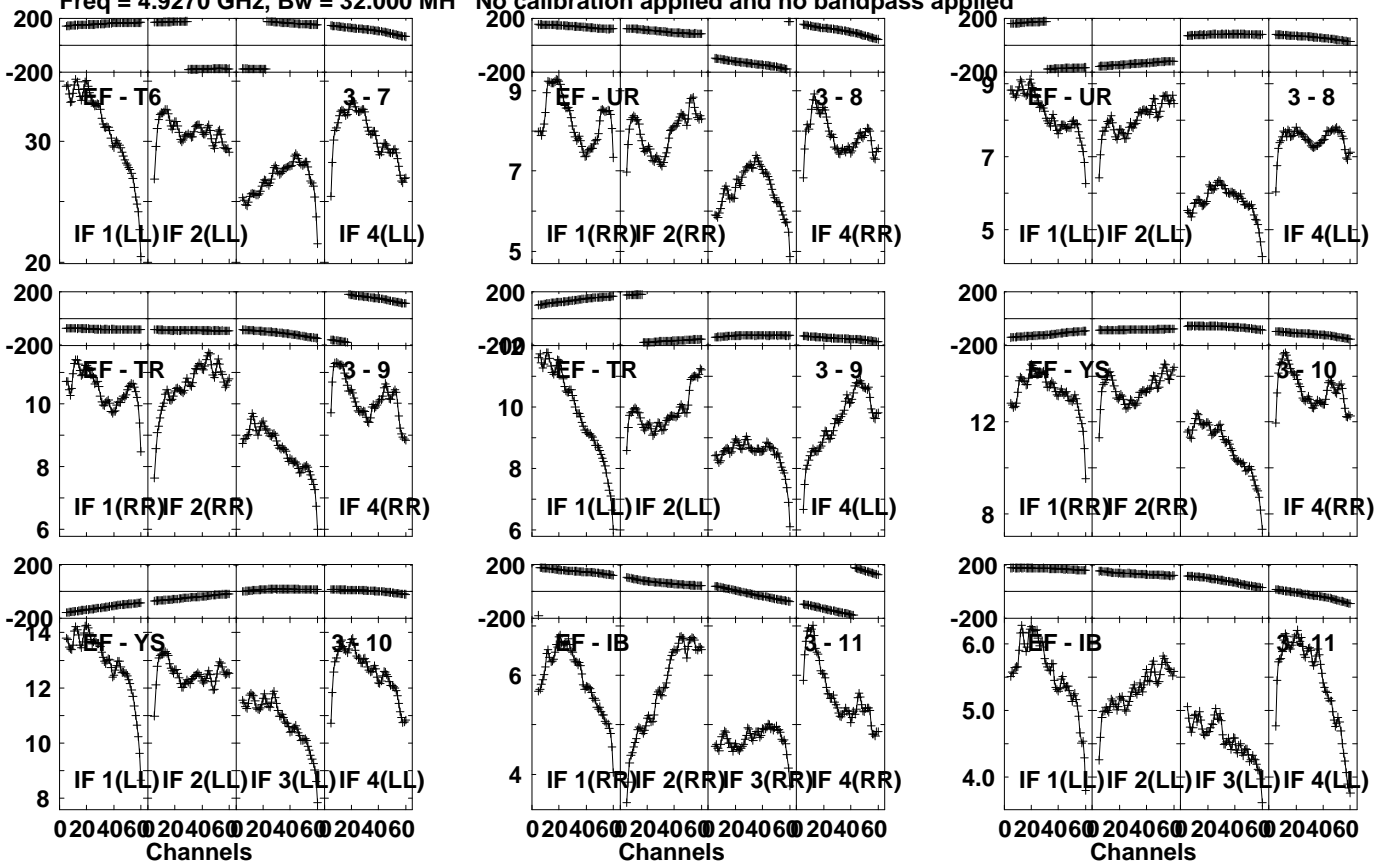
Lower frame: Milli Ampl Jy Top frame: Phas deg
Vector averaged cross-power spectrum Several baselines displayed
Timerange: 00/13:07:51 to 00/13:09:30

Plot file version 373 created 13-FEB-2023 17:06:50

J0958+65 EW029D 1.UVDATA.1

Freq = 4.9270 GHz, Bw = 32.000 MH

No calibration applied and no bandpass applied



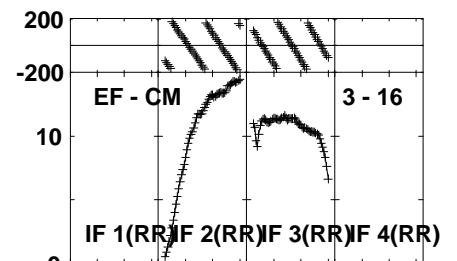
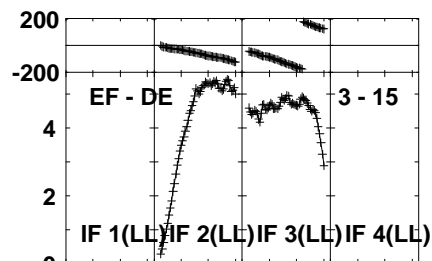
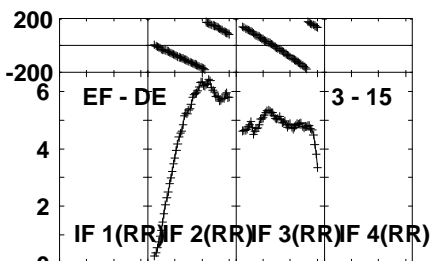
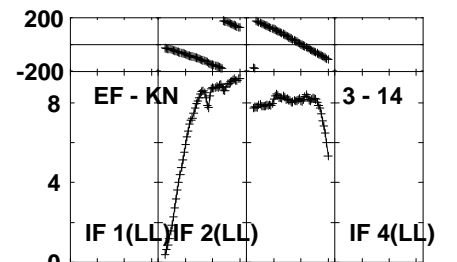
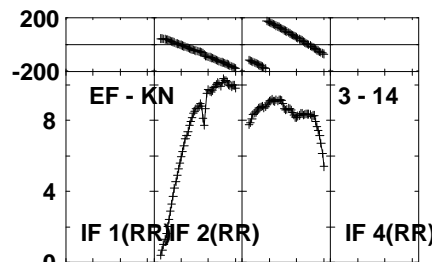
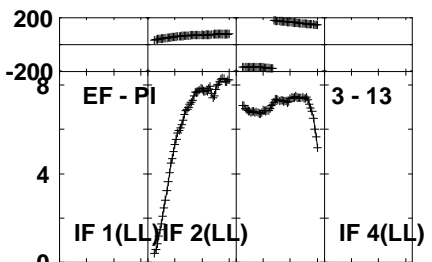
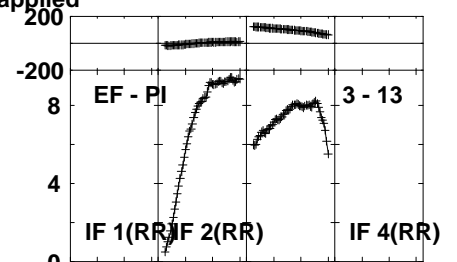
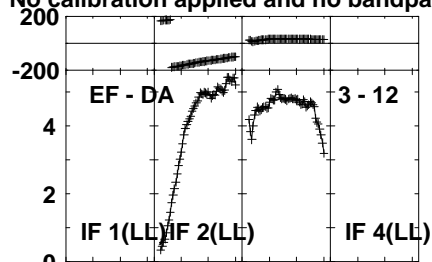
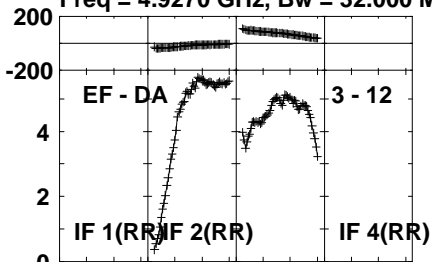
Lower frame: Milli Ampl Jy Top frame: Phas deg
Vector averaged cross-power spectrum Several baselines displayed
Timerange: 00/13:07:51 to 00/13:09:30

Plot file version 374 created 13-FEB-2023 17:06:51

J0958+65 EW029D 1.UVDATA.1

Freq = 4.9270 GHz, Bw = 32.000 MH

No calibration applied and no bandpass applied

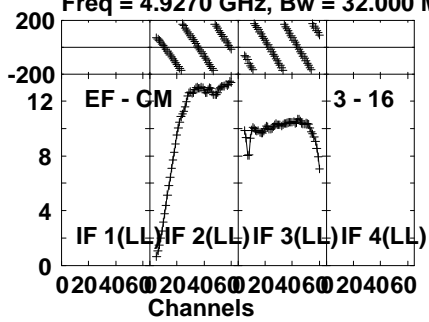


Lower frame: Milli Ampl Jy Top frame: Phas deg
Vector averaged cross-power spectrum Several baselines displayed
Timerange: 00/13:07:51 to 00/13:09:30

Plot file version 375 created 13-FEB-2023 17:06:51

J0958+65 EW029D 1.UVDATA.1

Freq = 4.9270 GHz, Bw = 32.000 MH No calibration applied and no bandpass applied



Lower frame: Milli Ampl Jy Top frame: Phas deg

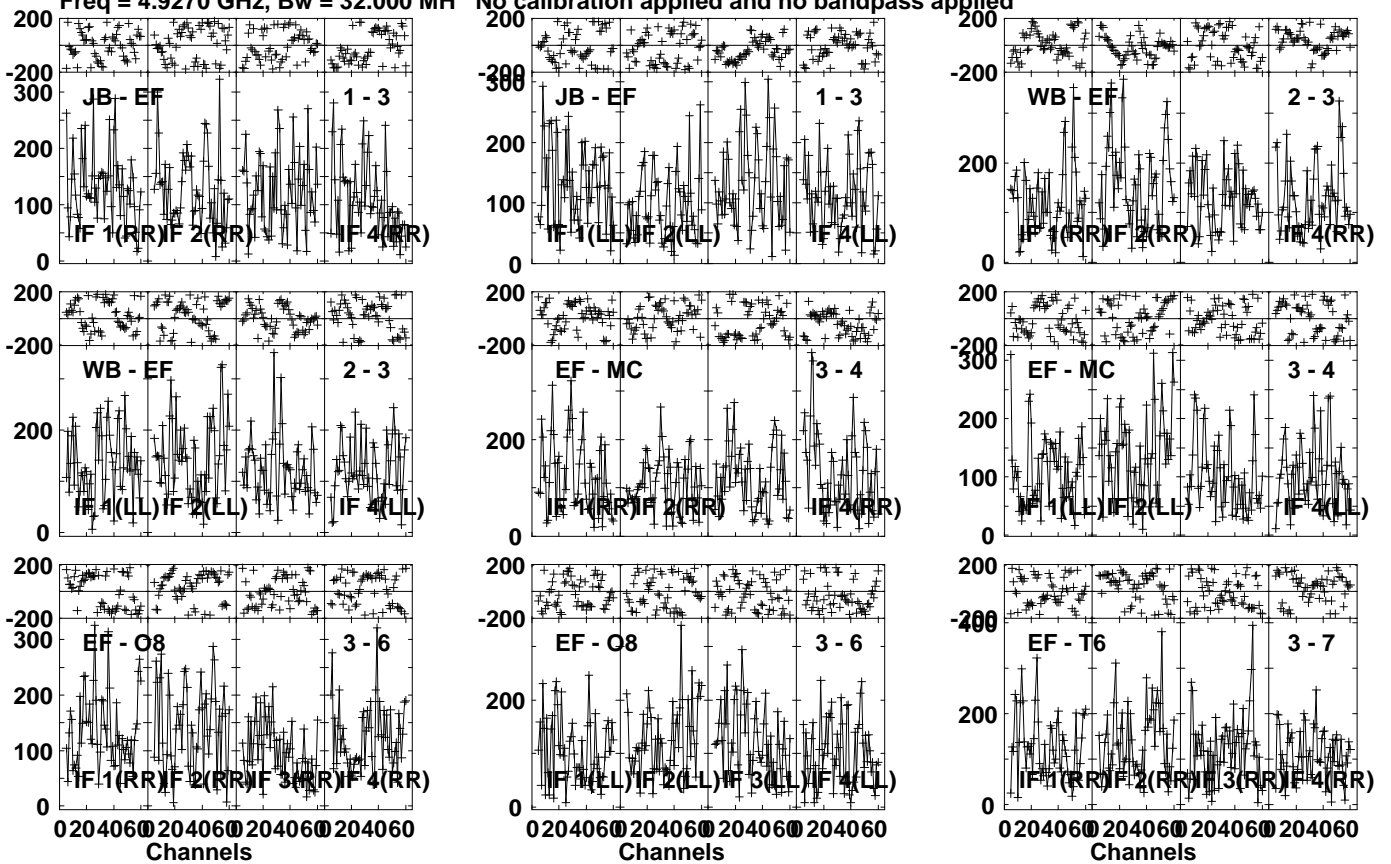
Vector averaged cross-power spectrum Several baselines displayed

Timerange: 00/13:07:51 to 00/13:09:30

Plot file version 376 created 13-FEB-2023 17:06:51

EW02900 EW029D 1.UVDATA.1

Freq = 4.9270 GHz, Bw = 32.000 MH No calibration applied and no bandpass applied

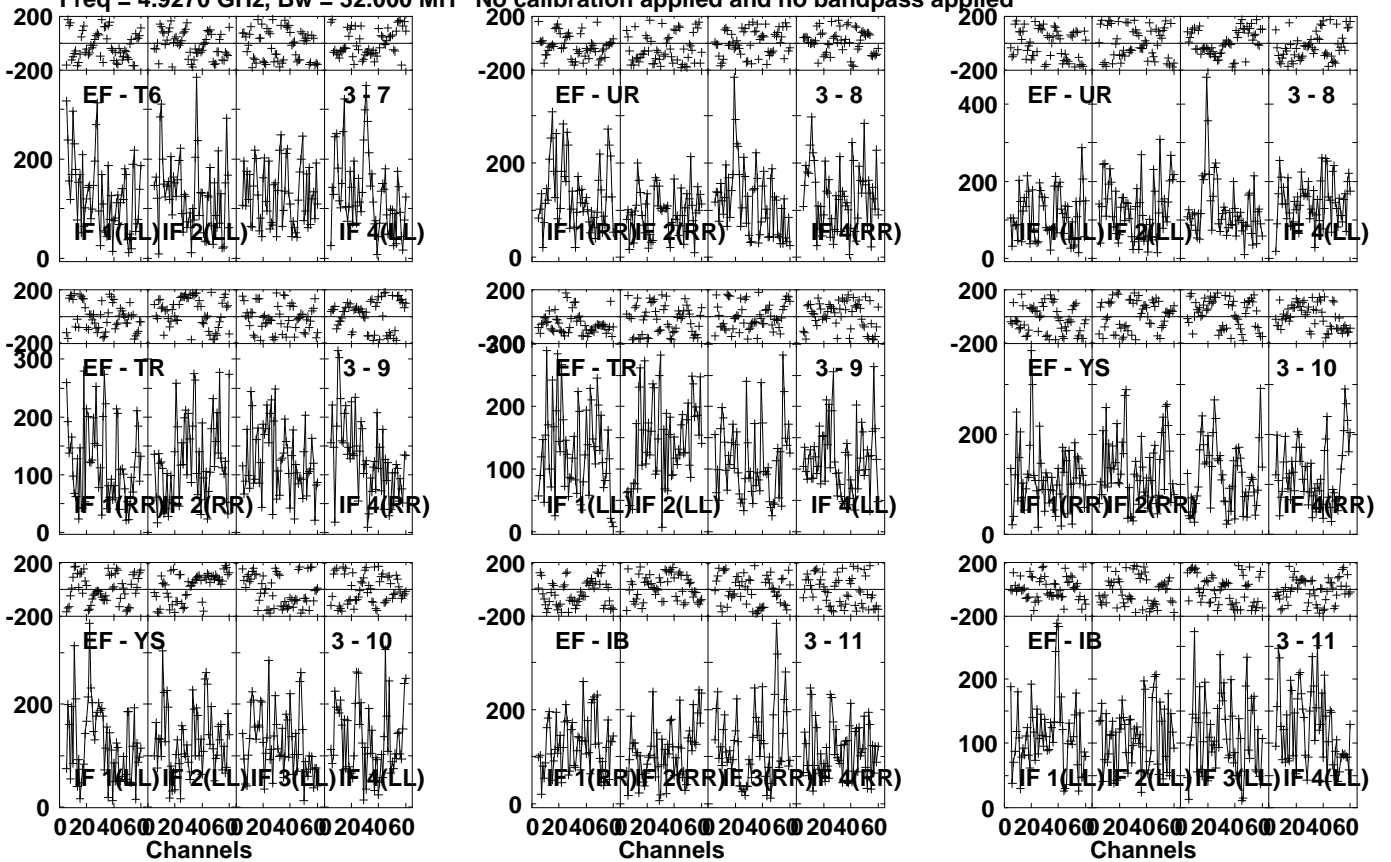


Lower frame: Micro Ampl Jy Top frame: Phas deg
Vector averaged cross-power spectrum Several baselines displayed
Timerange: 00/13:09:30 to 00/13:13:59

Plot file version 377 created 13-FEB-2023 17:06:51

EW02900 EW029D 1.UVDATA.1

Freq = 4.9270 GHz, Bw = 32.000 MH No calibration applied and no bandpass applied

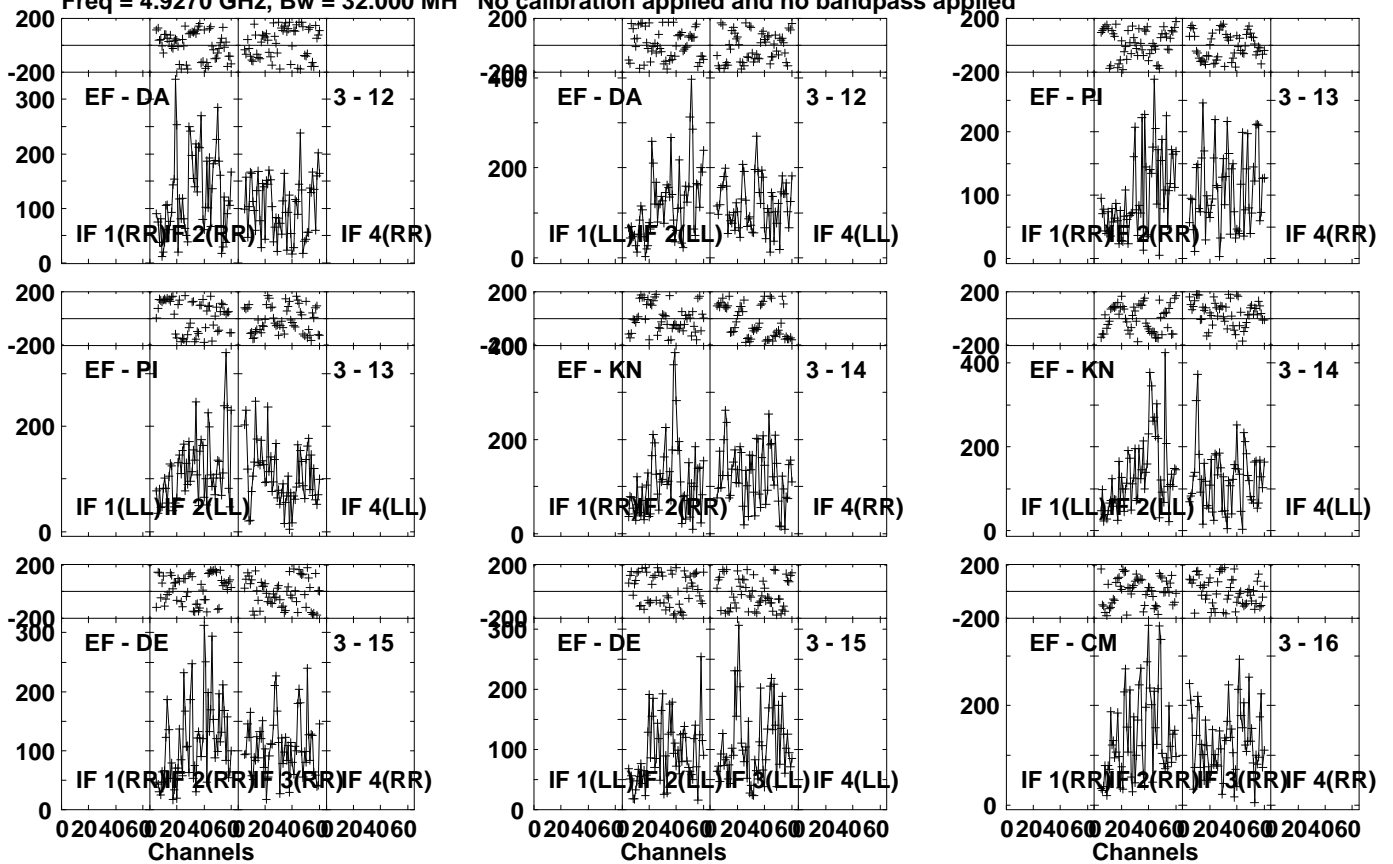


Lower frame: Micro Ampl Jy Top frame: Phas deg
Vector averaged cross-power spectrum Several baselines displayed
Timerange: 00/13:09:30 to 00/13:13:59

Plot file version 378 created 13-FEB-2023 17:06:51

EW02900 EW029D 1.UVDATA.1

Freq = 4.9270 GHz, Bw = 32.000 MH No calibration applied and no bandpass applied

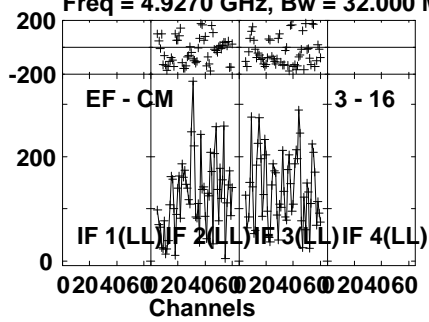


Lower frame: Micro Ampl Jy Top frame: Phas deg
Vector averaged cross-power spectrum Several baselines displayed
Timerange: 00/13:09:30 to 00/13:13:59

Plot file version 379 created 13-FEB-2023 17:06:51

EW02900 EW029D 1.UVDATA.1

Freq = 4.9270 GHz, Bw = 32.000 MH No calibration applied and no bandpass applied



Lower frame: Micro Ampl Jy Top frame: Phas deg

Vector averaged cross-power spectrum Several baselines displayed

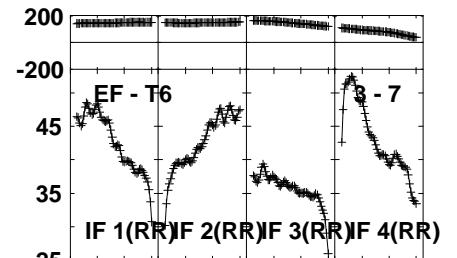
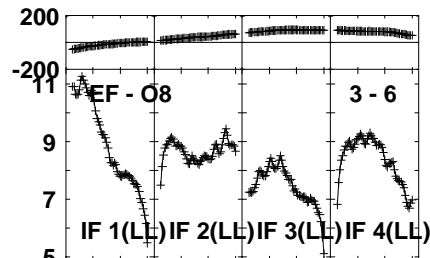
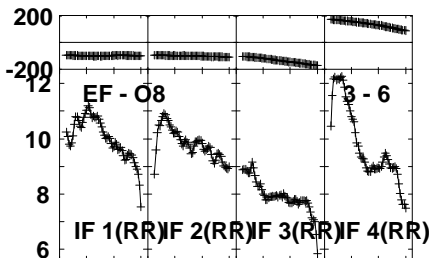
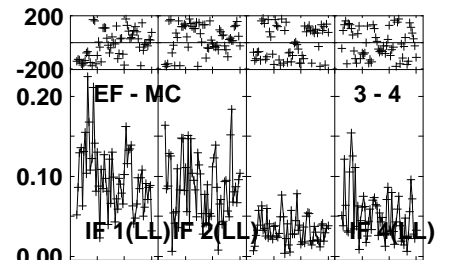
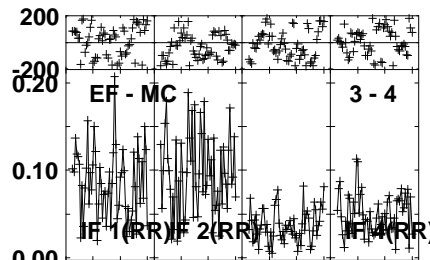
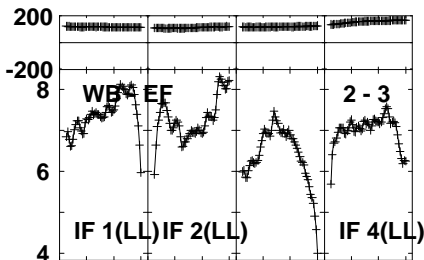
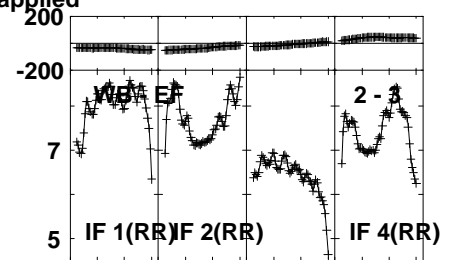
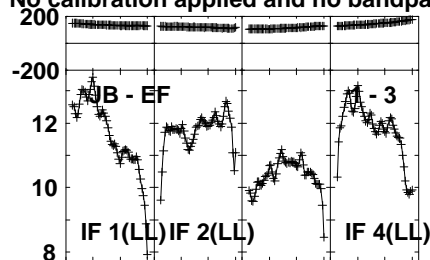
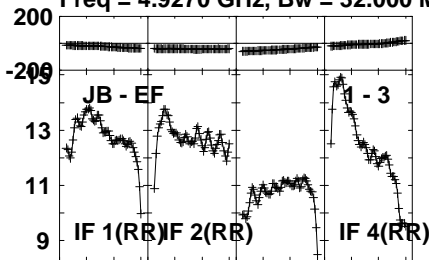
Timerange: 00/13:09:30 to 00/13:13:59

Plot file version 380 created 13-FEB-2023 17:06:51

J0958+65 EW029D 1.UVDATA.1

Freq = 4.9270 GHz, Bw = 32.000 MH

No calibration applied and no bandpass applied



0204060 204060 204060 204060
Channels

0204060 204060 204060 204060
Channels

0204060 204060 204060 204060
Channels

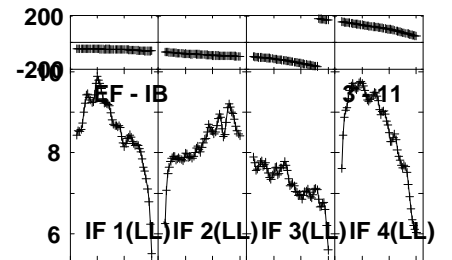
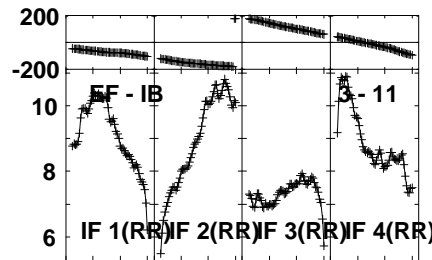
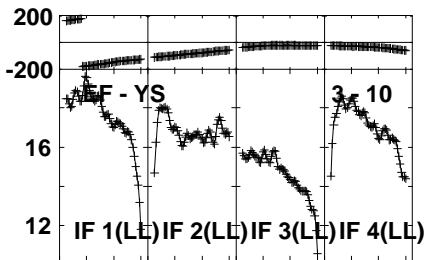
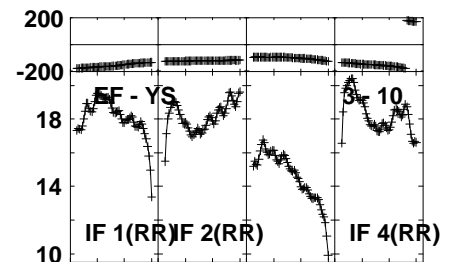
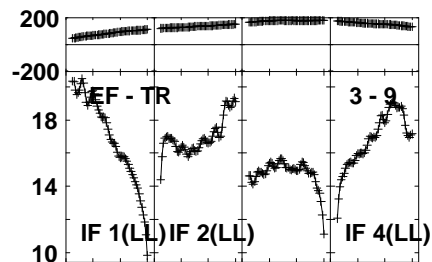
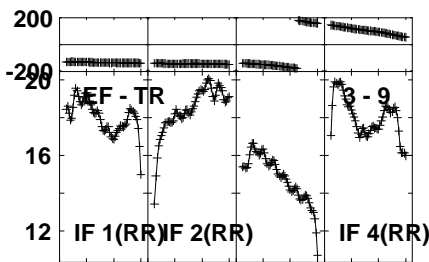
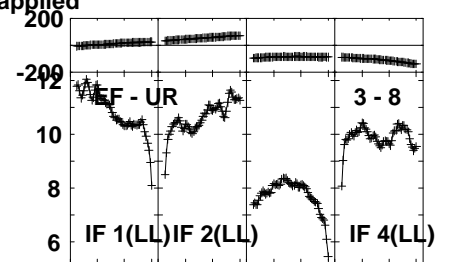
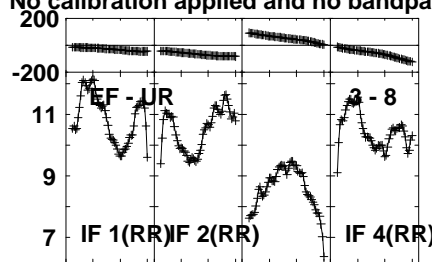
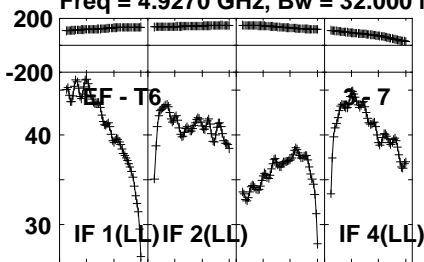
Lower frame: Milli Ampl Jy Top frame: Phas deg
Vector averaged cross-power spectrum Several baselines displayed
Timerange: 00/13:14:01 to 00/13:16:29

Plot file version 381 created 13-FEB-2023 17:06:51

J0958+65 EW029D 1.UVDATA.1

Freq = 4.9270 GHz, Bw = 32.000 MH

No calibration applied and no bandpass applied



0204060 204060 204060 204060
Channels

0204060 204060 204060 204060
Channels

0204060 204060 204060 204060
Channels

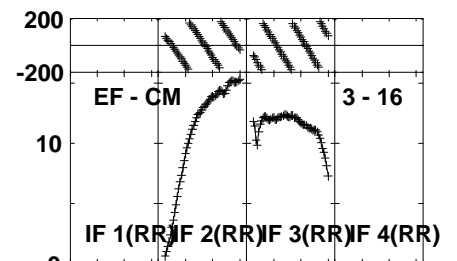
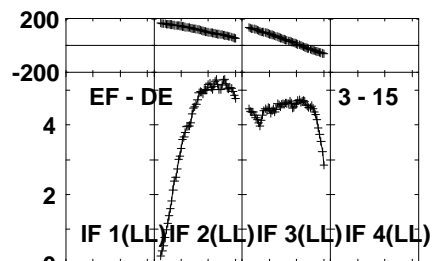
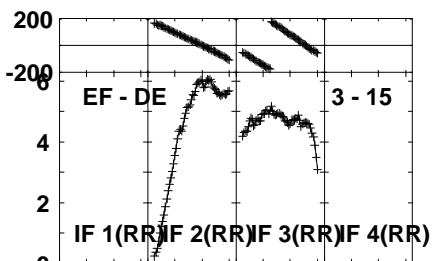
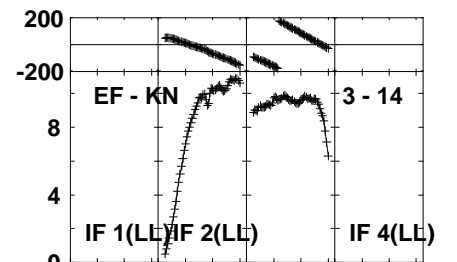
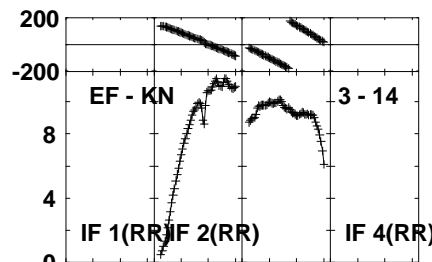
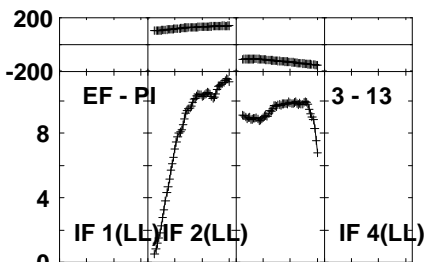
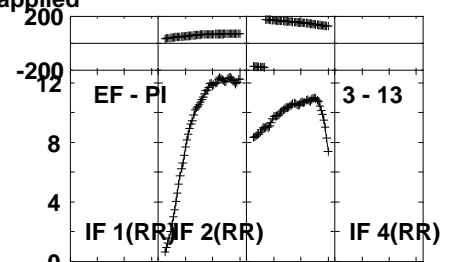
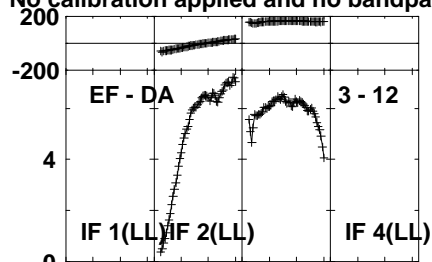
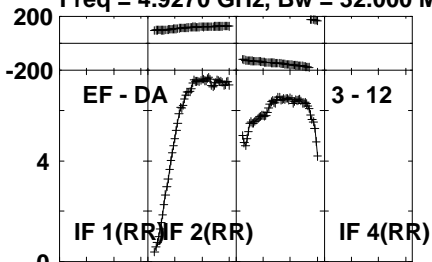
Lower frame: Milli Ampl Jy Top frame: Phas deg
Vector averaged cross-power spectrum Several baselines displayed
Timerange: 00/13:14:01 to 00/13:16:29

Plot file version 382 created 13-FEB-2023 17:06:52

J0958+65 EW029D 1.UVDATA.1

Freq = 4.9270 GHz, Bw = 32.000 MH

No calibration applied and no bandpass applied



Lower frame: Milli Ampl Jy Top frame: Phas deg

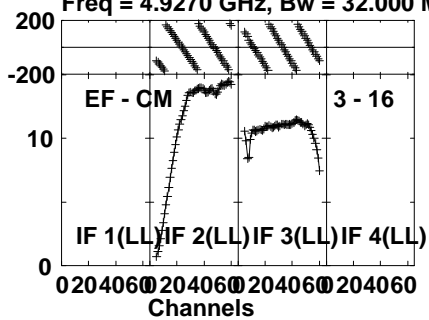
Vector averaged cross-power spectrum Several baselines displayed

Timerange: 00/13:14:01 to 00/13:16:29

Plot file version 383 created 13-FEB-2023 17:06:52

J0958+65 EW029D 1.UVDATA.1

Freq = 4.9270 GHz, Bw = 32.000 MH No calibration applied and no bandpass applied



Lower frame: Milli Ampl Jy Top frame: Phas deg

Vector averaged cross-power spectrum Several baselines displayed

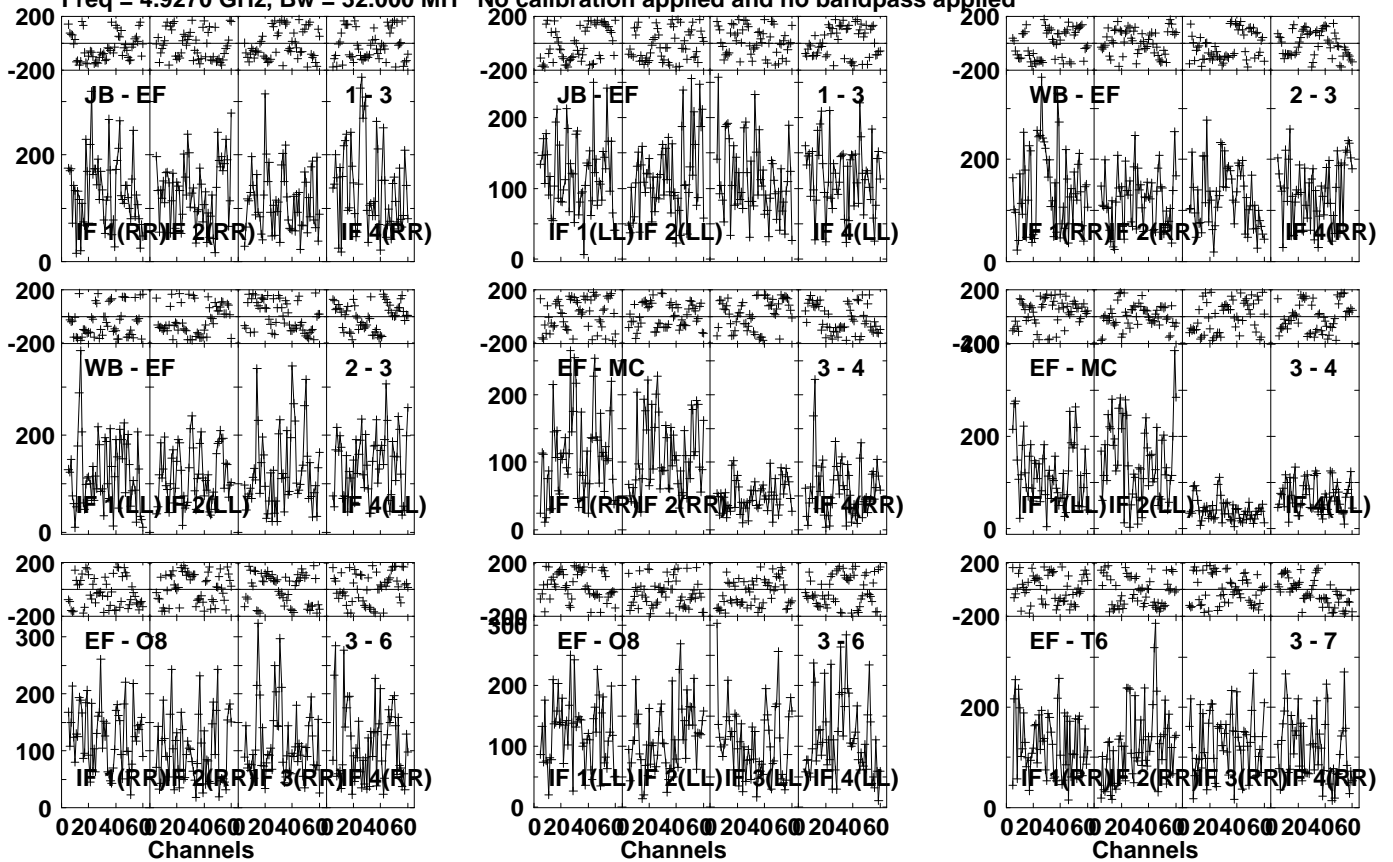
Timerange: 00/13:14:01 to 00/13:16:29

Plot file version 384 created 13-FEB-2023 17:06:52

EW02900 EW029D 1.UVDATA.1

Freq = 4.9270 GHz, Bw = 32.000 MH

No calibration applied and no bandpass applied

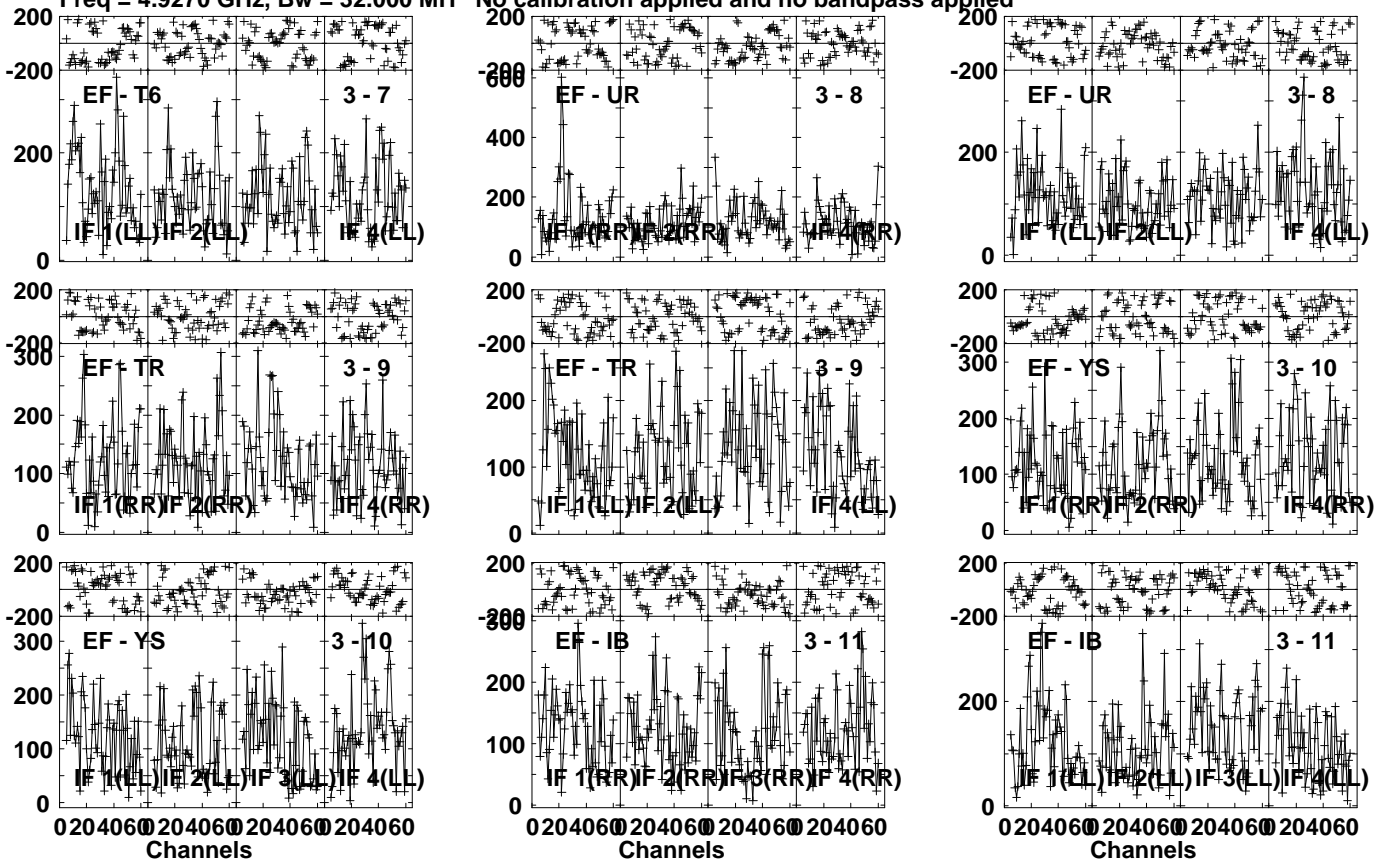


Lower frame: Micro Ampl Jy Top frame: Phas deg
Vector averaged cross-power spectrum Several baselines displayed
Timerange: 00/13:16:30 to 00/13:21:00

Plot file version 385 created 13-FEB-2023 17:06:52

EW02900 EW029D 1.UVDATA.1

Freq = 4.9270 GHz, Bw = 32.000 MH No calibration applied and no bandpass applied

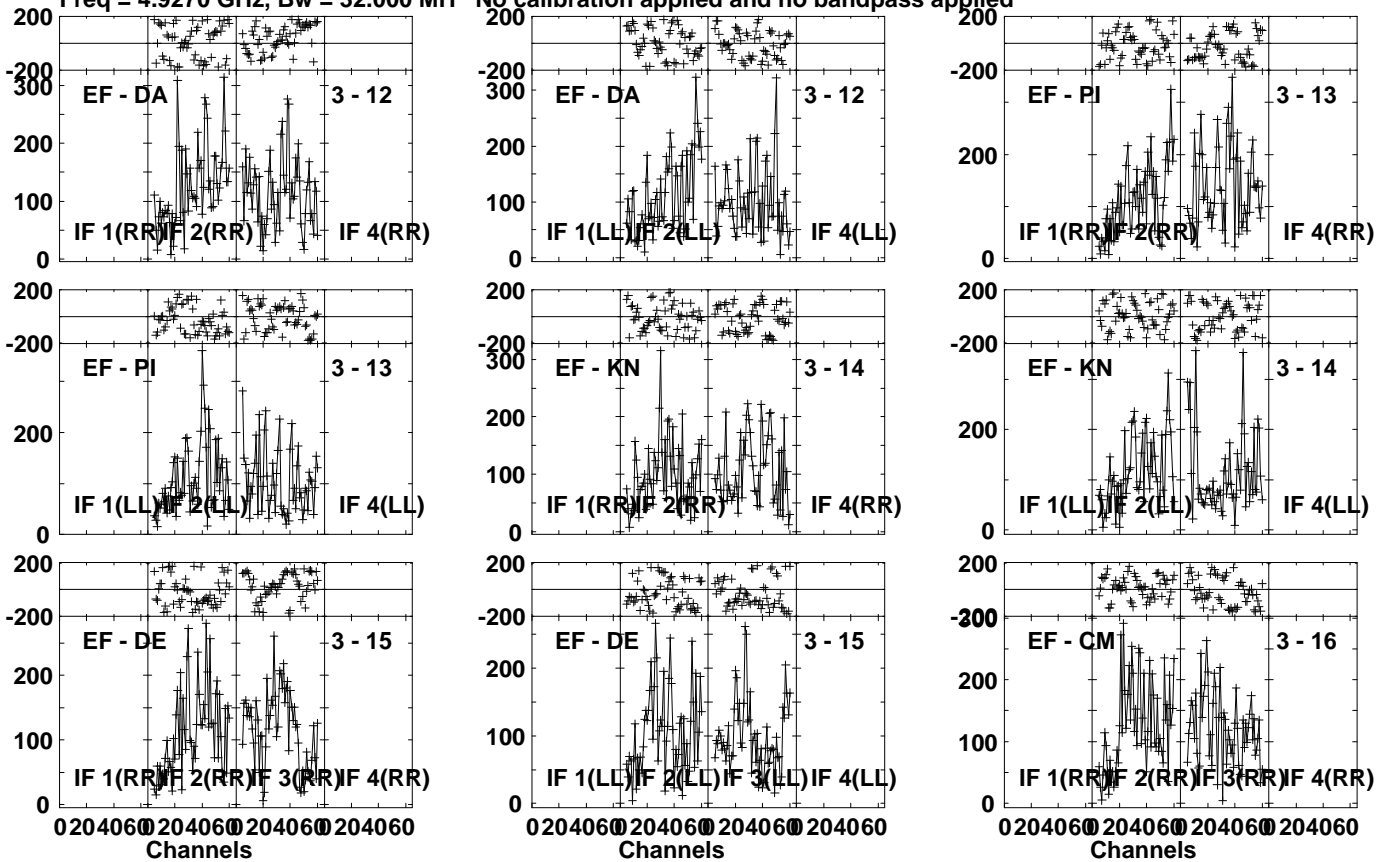


Lower frame: Micro Ampl Jy Top frame: Phas deg
Vector averaged cross-power spectrum Several baselines displayed
Timerange: 00/13:16:30 to 00/13:21:00

Plot file version 386 created 13-FEB-2023 17:06:52

EW02900 EW029D 1.UVDATA.1

Freq = 4.9270 GHz, Bw = 32.000 MH No calibration applied and no bandpass applied

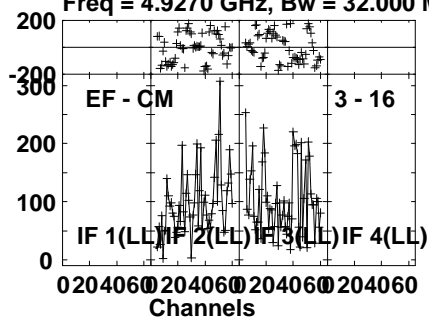


Lower frame: Micro Ampl Jy Top frame: Phas deg
Vector averaged cross-power spectrum Several baselines displayed
Timerange: 00/13:16:30 to 00/13:21:00

Plot file version 387 created 13-FEB-2023 17:06:52

EW02900 EW029D 1.UVDATA.1

Freq = 4.9270 GHz, Bw = 32.000 MH No calibration applied and no bandpass applied



Lower frame: Micro Ampl Jy Top frame: Phas deg

Vector averaged cross-power spectrum Several baselines displayed

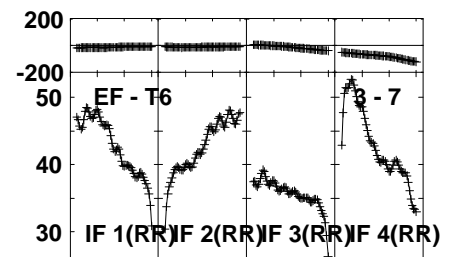
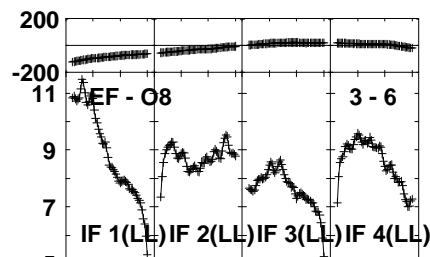
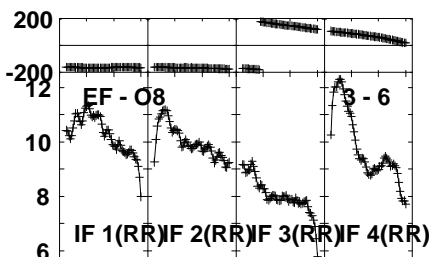
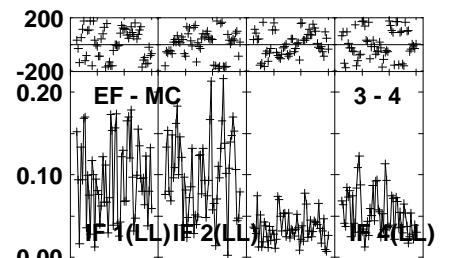
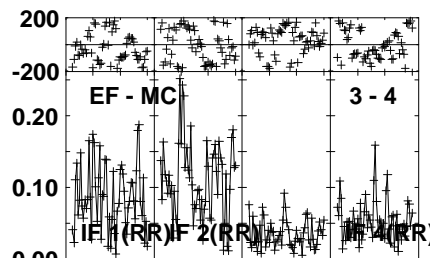
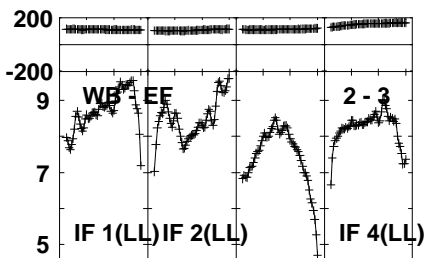
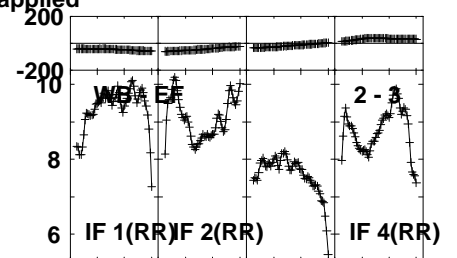
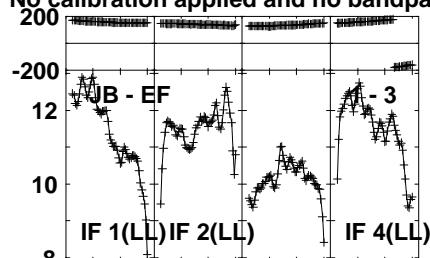
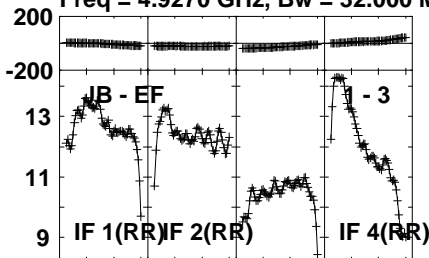
Timerange: 00/13:16:30 to 00/13:21:00

Plot file version 388 created 13-FEB-2023 17:06:52

J0958+65 EW029D 1.UVDATA.1

Freq = 4.9270 GHz, Bw = 32.000 MH

No calibration applied and no bandpass applied



0204060 204060 204060 204060
Channels

0204060 204060 204060 204060
Channels

0204060 204060 204060 204060
Channels

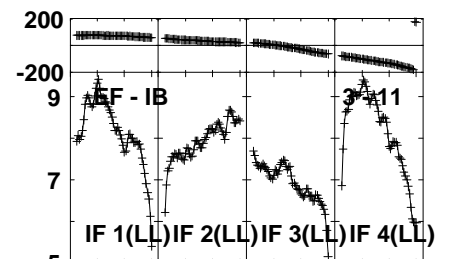
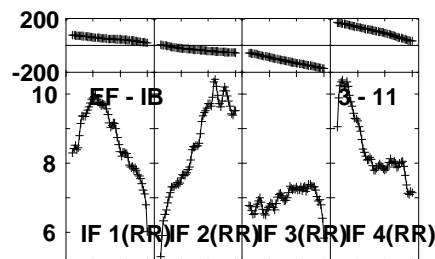
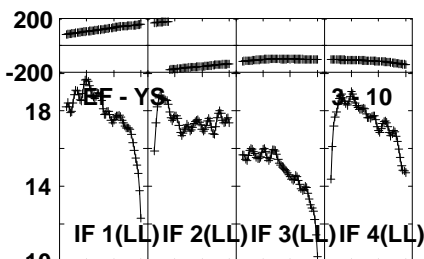
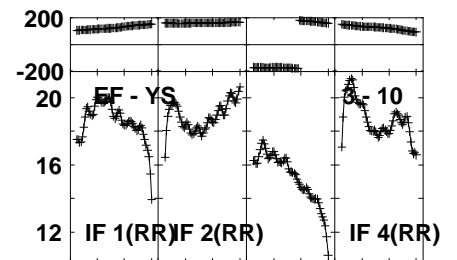
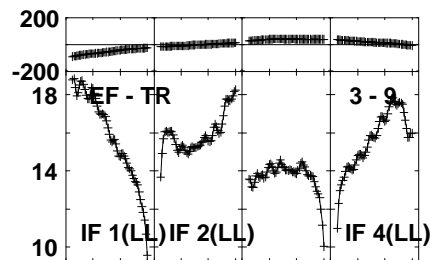
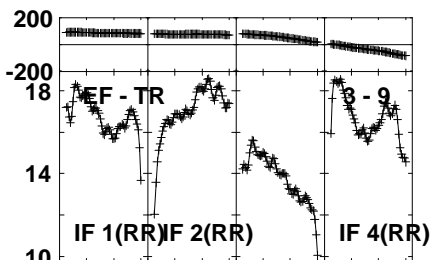
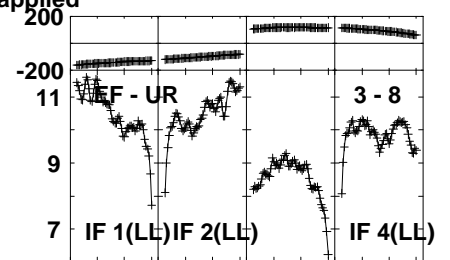
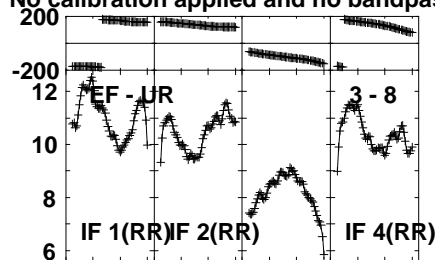
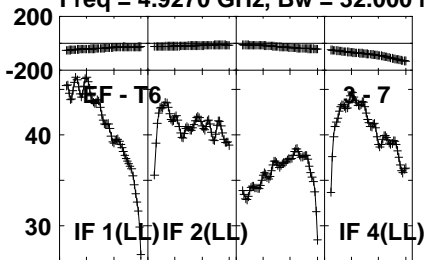
Lower frame: Milli Ampl Jy Top frame: Phas deg
Vector averaged cross-power spectrum Several baselines displayed
Timerange: 00/13:21:50 to 00/13:23:29

Plot file version 389 created 13-FEB-2023 17:06:52

J0958+65 EW029D 1.UVDATA.1

Freq = 4.9270 GHz, Bw = 32.000 MH

No calibration applied and no bandpass applied



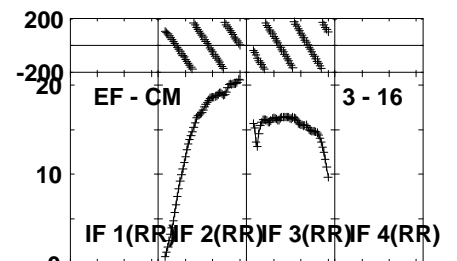
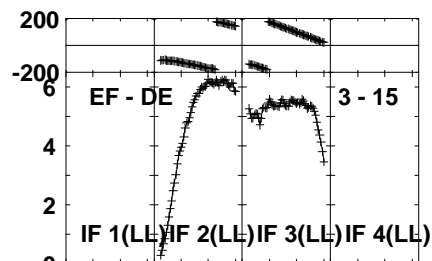
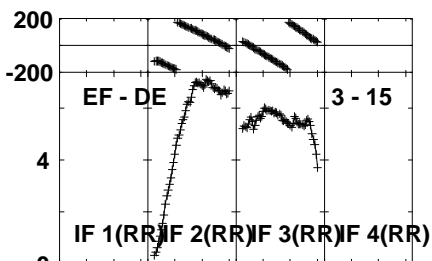
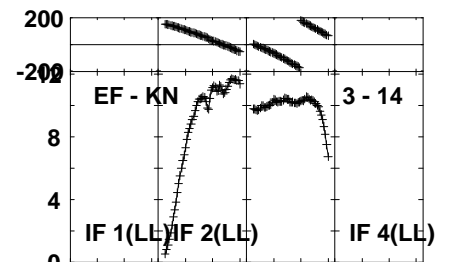
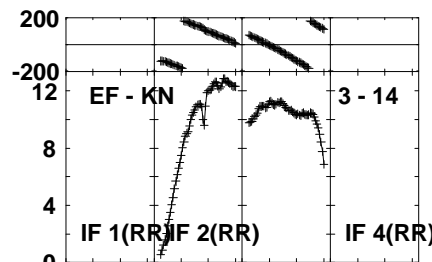
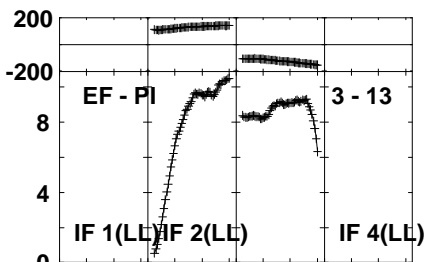
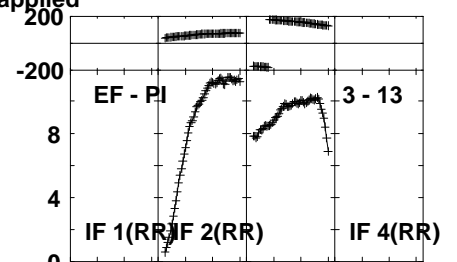
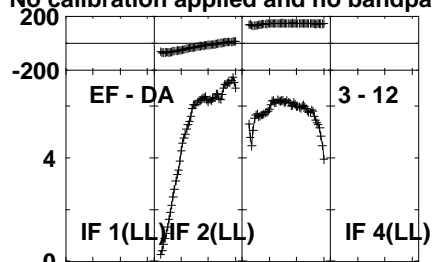
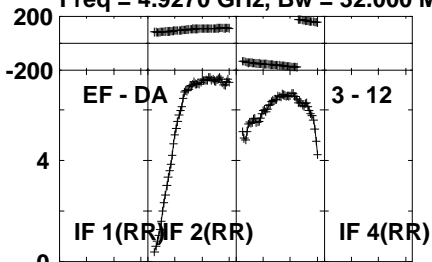
Lower frame: Milli Ampl Jy Top frame: Phas deg
Vector averaged cross-power spectrum Several baselines displayed
Timerange: 00/13:21:50 to 00/13:23:29

Plot file version 390 created 13-FEB-2023 17:06:53

J0958+65 EW029D 1.UVDATA.1

Freq = 4.9270 GHz, Bw = 32.000 MH

No calibration applied and no bandpass applied



0204060 204060 204060 204060
Channels

0204060 204060 204060 204060
Channels

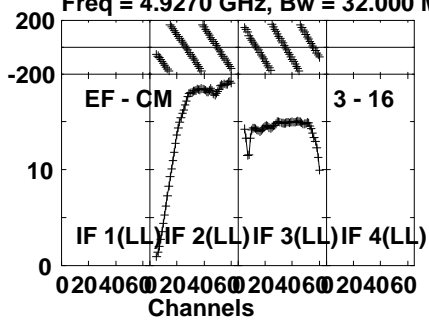
0204060 204060 204060 204060
Channels

Lower frame: Milli Ampl Jy Top frame: Phas deg
Vector averaged cross-power spectrum Several baselines displayed
Timerange: 00/13:21:50 to 00/13:23:29

Plot file version 391 created 13-FEB-2023 17:06:53

J0958+65 EW029D 1.UVDATA.1

Freq = 4.9270 GHz, Bw = 32.000 MH No calibration applied and no bandpass applied



Lower frame: Milli Ampl Jy Top frame: Phas deg

Vector averaged cross-power spectrum Several baselines displayed

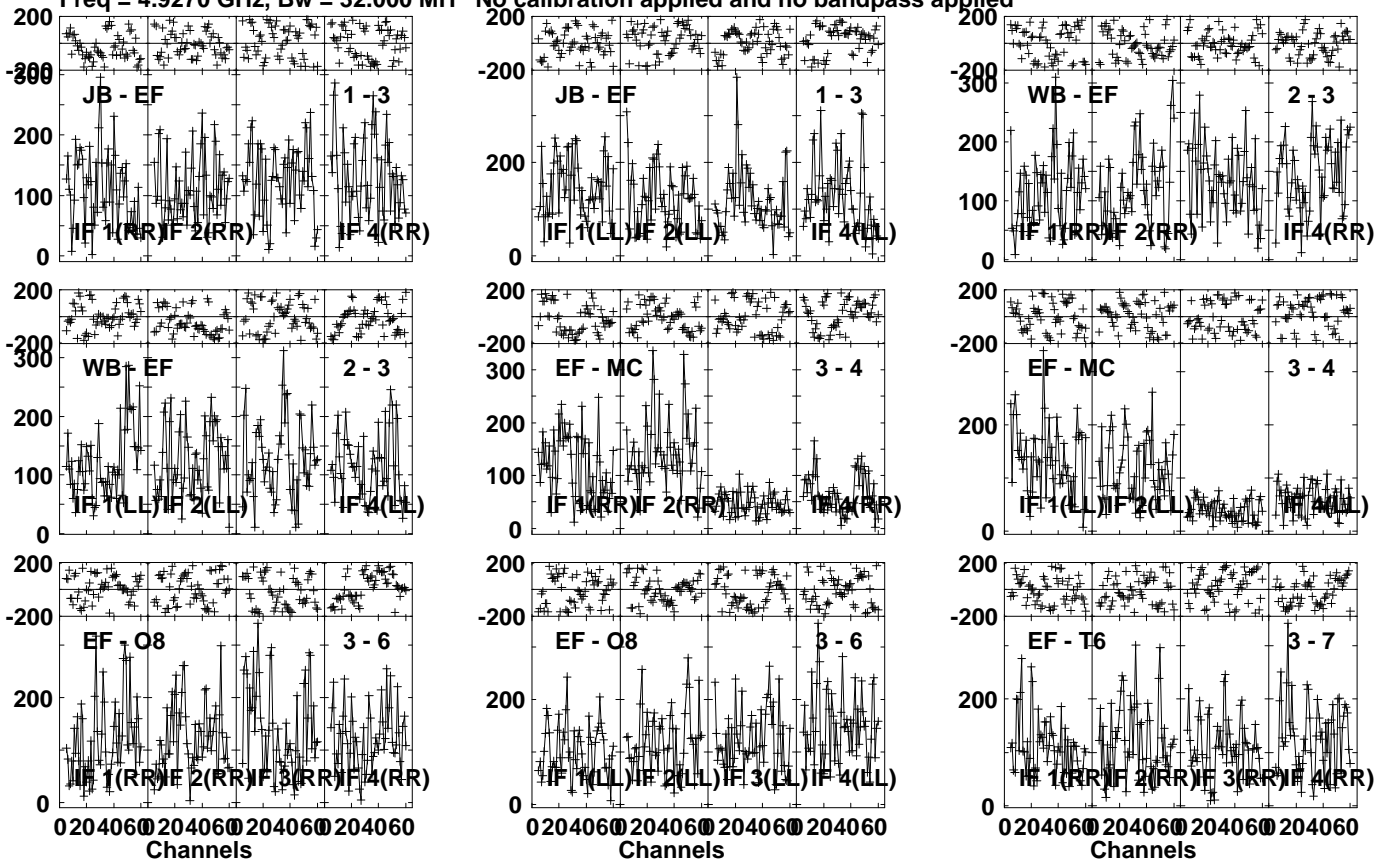
Timerange: 00/13:21:50 to 00/13:23:29

Plot file version 392 created 13-FEB-2023 17:06:53

EW02900 EW029D 1.UVDATA.1

Freq = 4.9270 GHz, Bw = 32.000 MH

No calibration applied and no bandpass applied

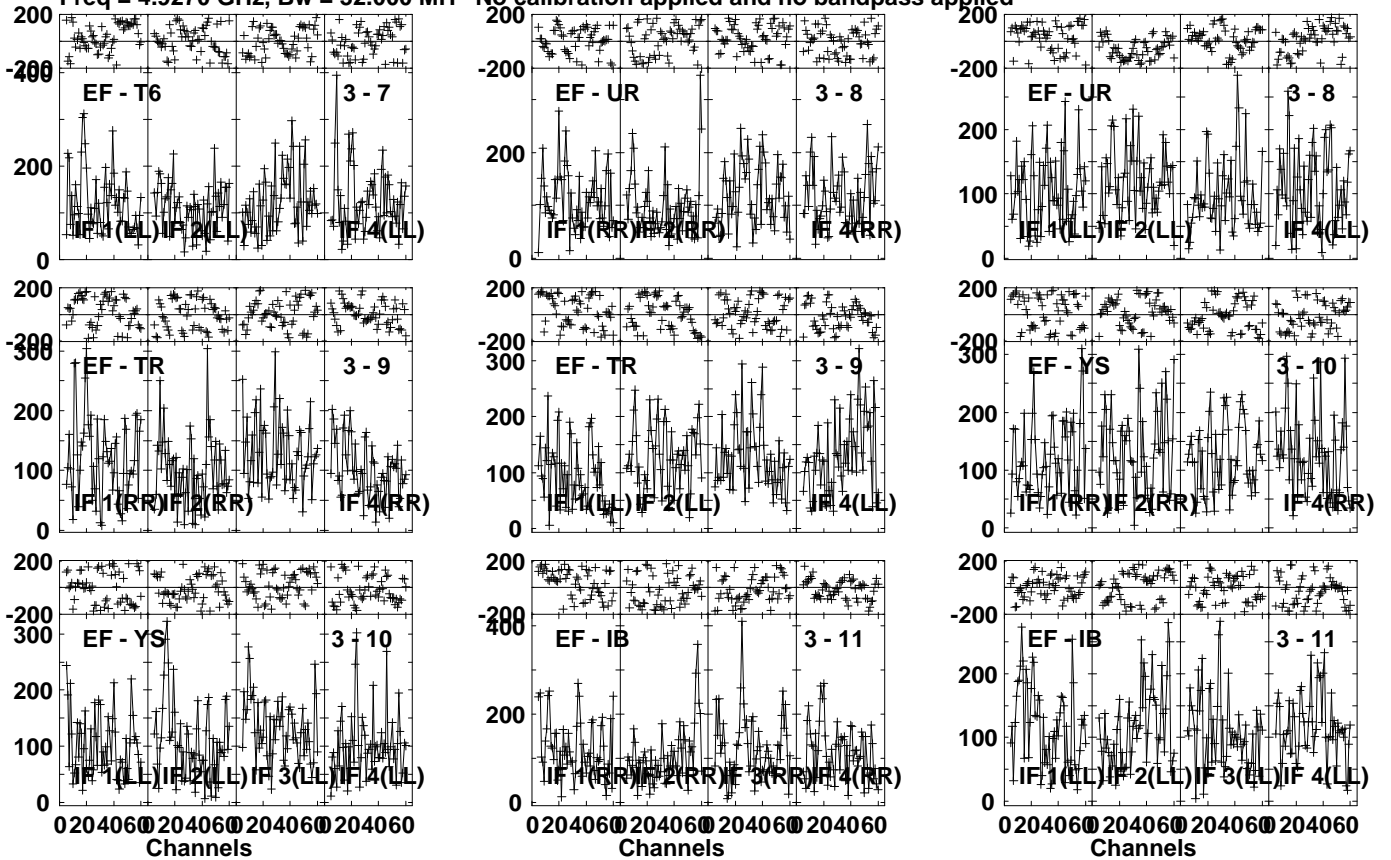


Lower frame: Micro Ampl Jy Top frame: Phas deg
Vector averaged cross-power spectrum Several baselines displayed
Timerange: 00/13:23:31 to 00/13:28:00

Plot file version 393 created 13-FEB-2023 17:06:53

EW02900 EW029D 1.UVDATA.1

Freq = 4.9270 GHz, Bw = 32.000 MH No calibration applied and no bandpass applied



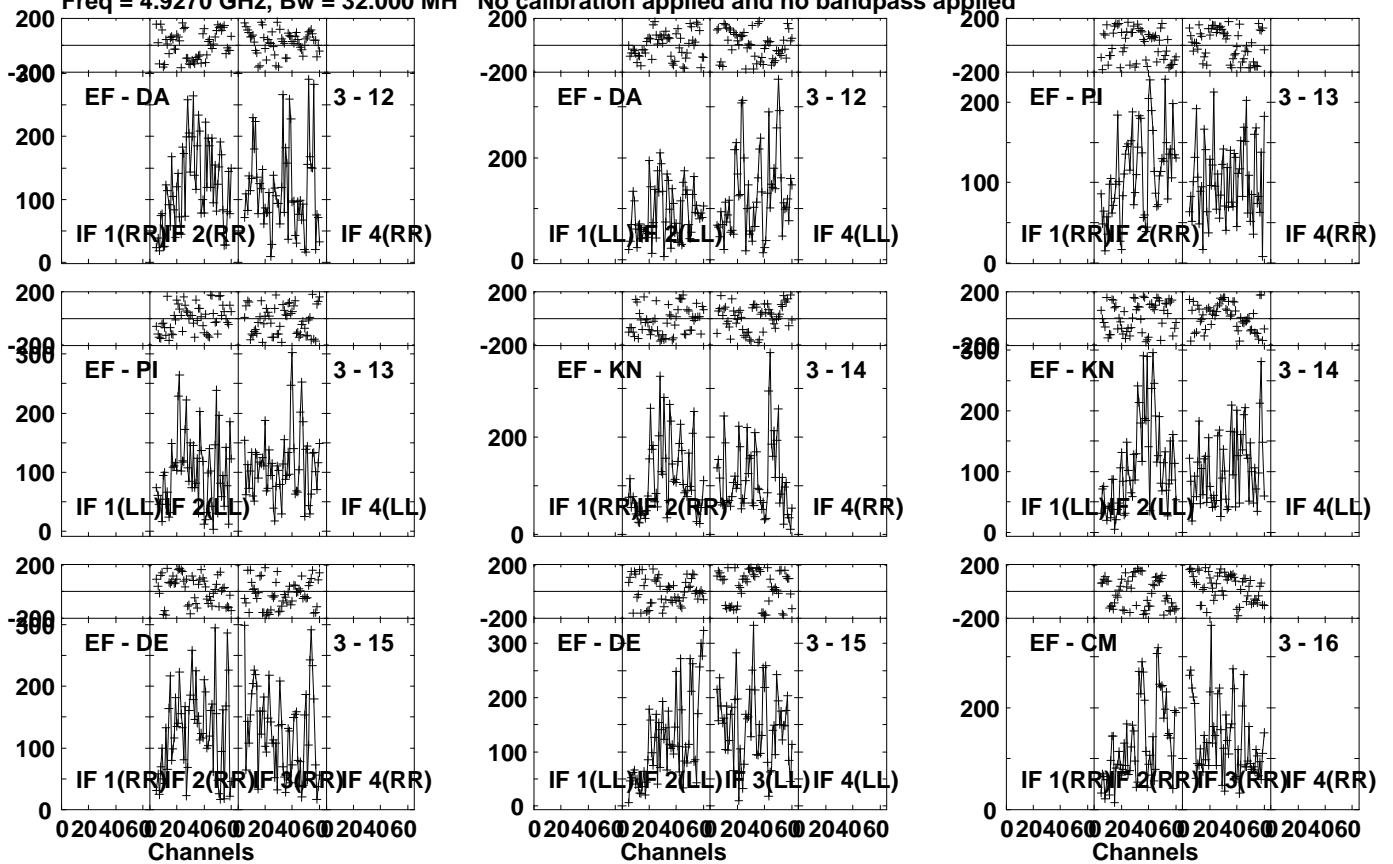
Lower frame: Micro Ampl Jy Top frame: Phas deg
Vector averaged cross-power spectrum Several baselines displayed
Timerange: 00/13:23:31 to 00/13:28:00

Plot file version 394 created 13-FEB-2023 17:06:53

EW02900 EW029D 1.UVDATA.1

Freq = 4.9270 GHz, Bw = 32.000 MH

No calibration applied and no bandpass applied

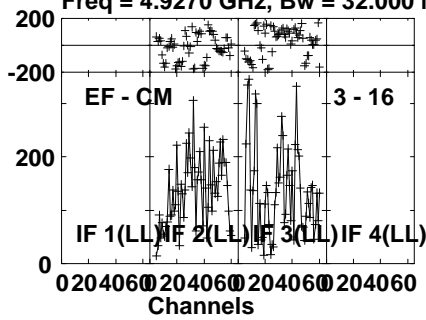


Lower frame: Micro Ampl Jy Top frame: Phas deg
Vector averaged cross-power spectrum Several baselines displayed
Timerange: 00/13:23:31 to 00/13:28:00

Plot file version 395 created 13-FEB-2023 17:06:53

EW02900 EW029D 1.UVDATA.1

Freq = 4.9270 GHz, Bw = 32.000 MH No calibration applied and no bandpass applied



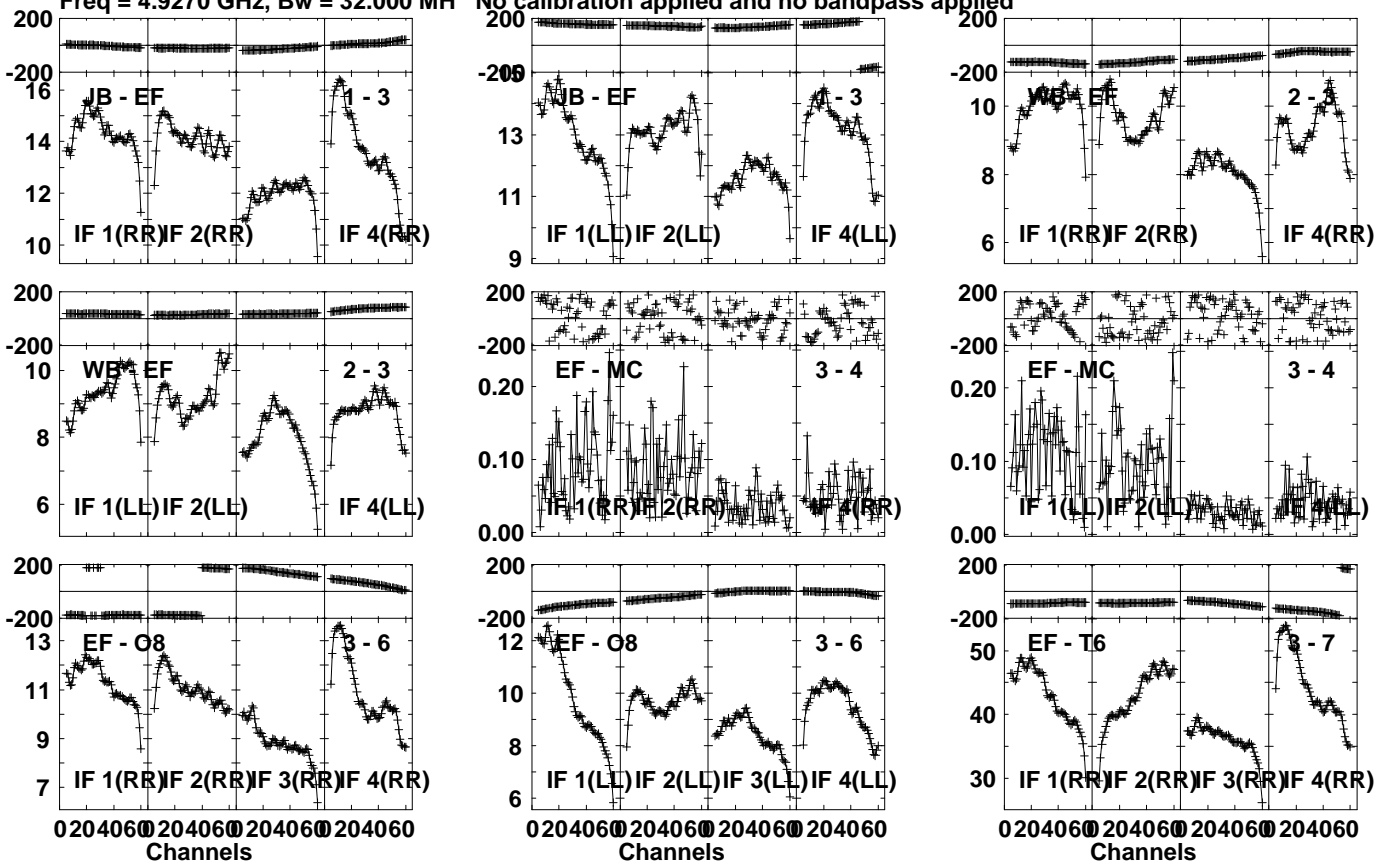
Lower frame: Micro Ampl Jy Top frame: Phas deg
Vector averaged cross-power spectrum Several baselines displayed
Timerange: 00/13:23:31 to 00/13:28:00

Plot file version 396 created 13-FEB-2023 17:06:53

J0958+65 EW029D 1.UVDATA.1

Freq = 4.9270 GHz, Bw = 32.000 MH

No calibration applied and no bandpass applied



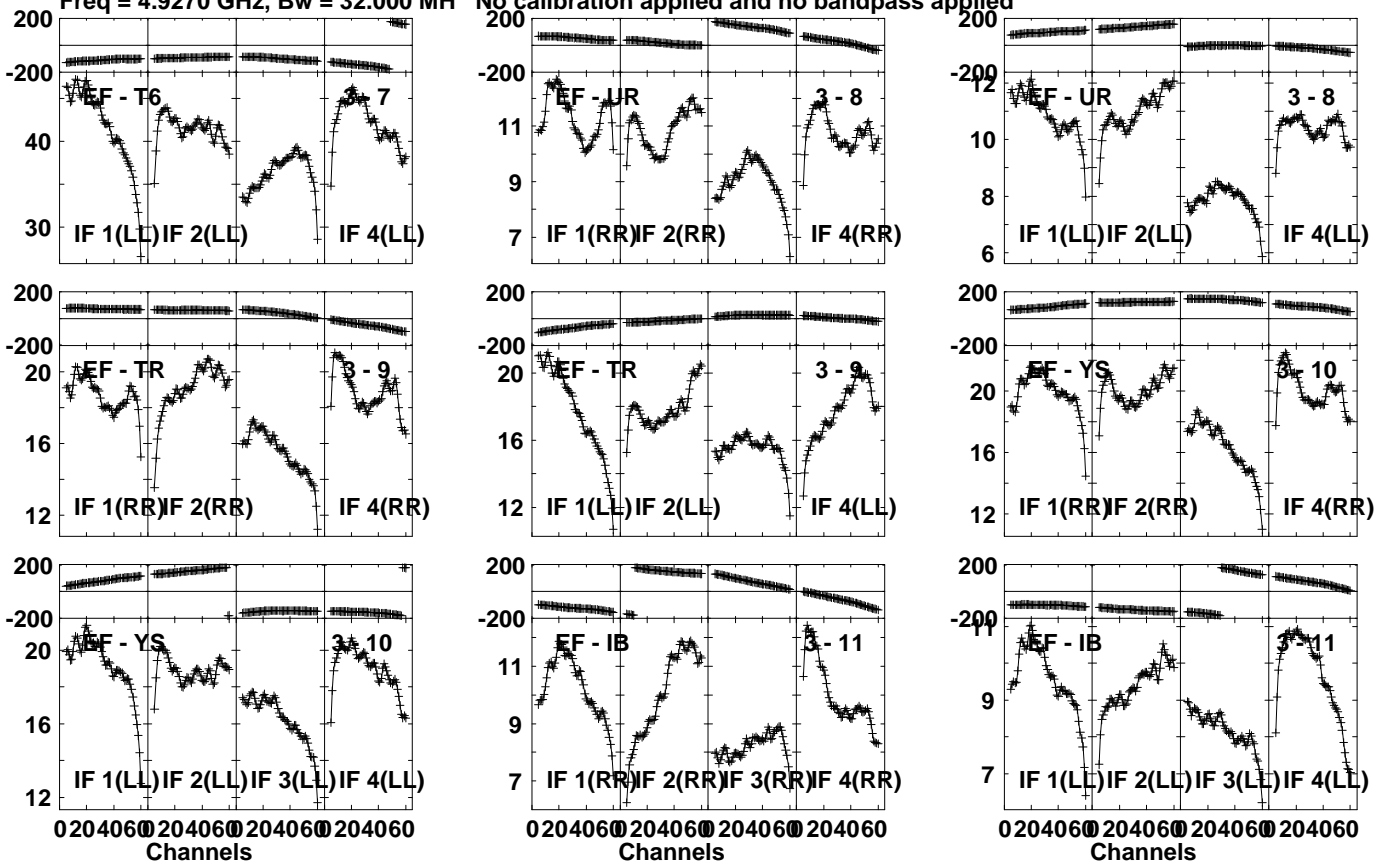
Lower frame: Milli Ampl Jy Top frame: Phas deg
Vector averaged cross-power spectrum Several baselines displayed
Timerange: 00/13:28:50 to 00/13:30:29

Plot file version 397 created 13-FEB-2023 17:06:53

J0958+65 EW029D 1.UVDATA.1

Freq = 4.9270 GHz, Bw = 32.000 MH

No calibration applied and no bandpass applied



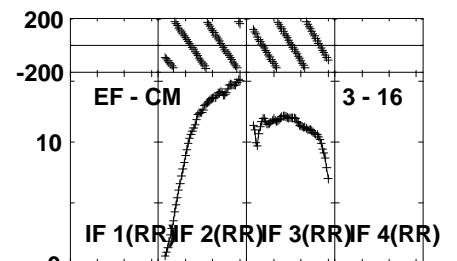
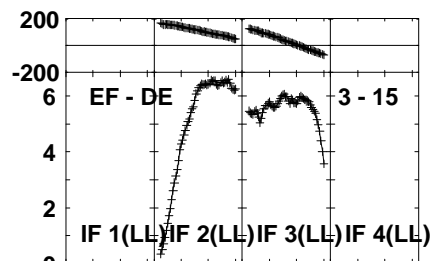
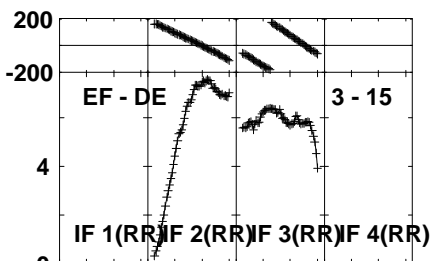
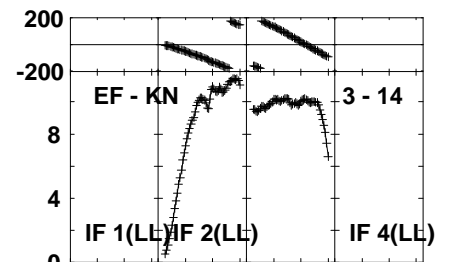
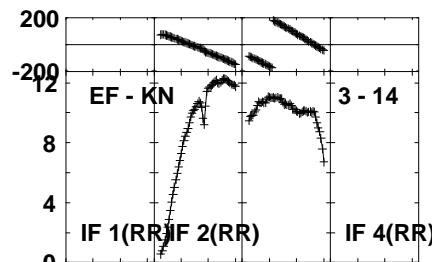
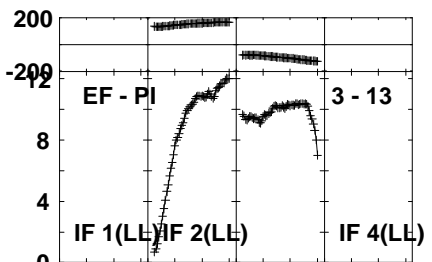
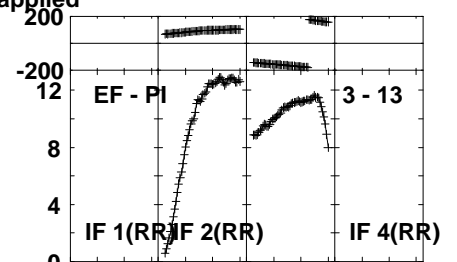
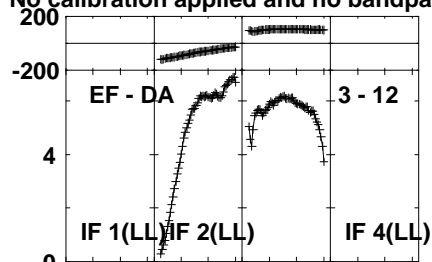
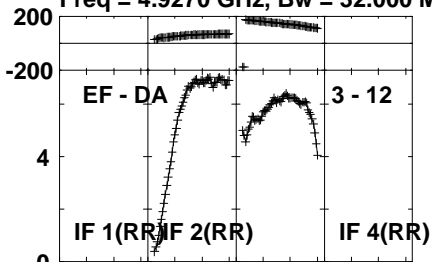
Lower frame: Milli Ampl Jy Top frame: Phas deg
Vector averaged cross-power spectrum Several baselines displayed
Timerange: 00/13:28:50 to 00/13:30:29

Plot file version 398 created 13-FEB-2023 17:06:54

J0958+65 EW029D 1.UVDATA.1

Freq = 4.9270 GHz, Bw = 32.000 MH

No calibration applied and no bandpass applied



Lower frame: Milli Ampl Jy Top frame: Phas deg

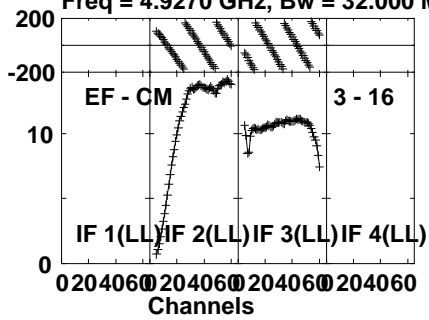
Vector averaged cross-power spectrum Several baselines displayed

Timerange: 00/13:28:50 to 00/13:30:29

Plot file version 399 created 13-FEB-2023 17:06:54

J0958+65 EW029D 1.UVDATA.1

Freq = 4.9270 GHz, Bw = 32.000 MH No calibration applied and no bandpass applied



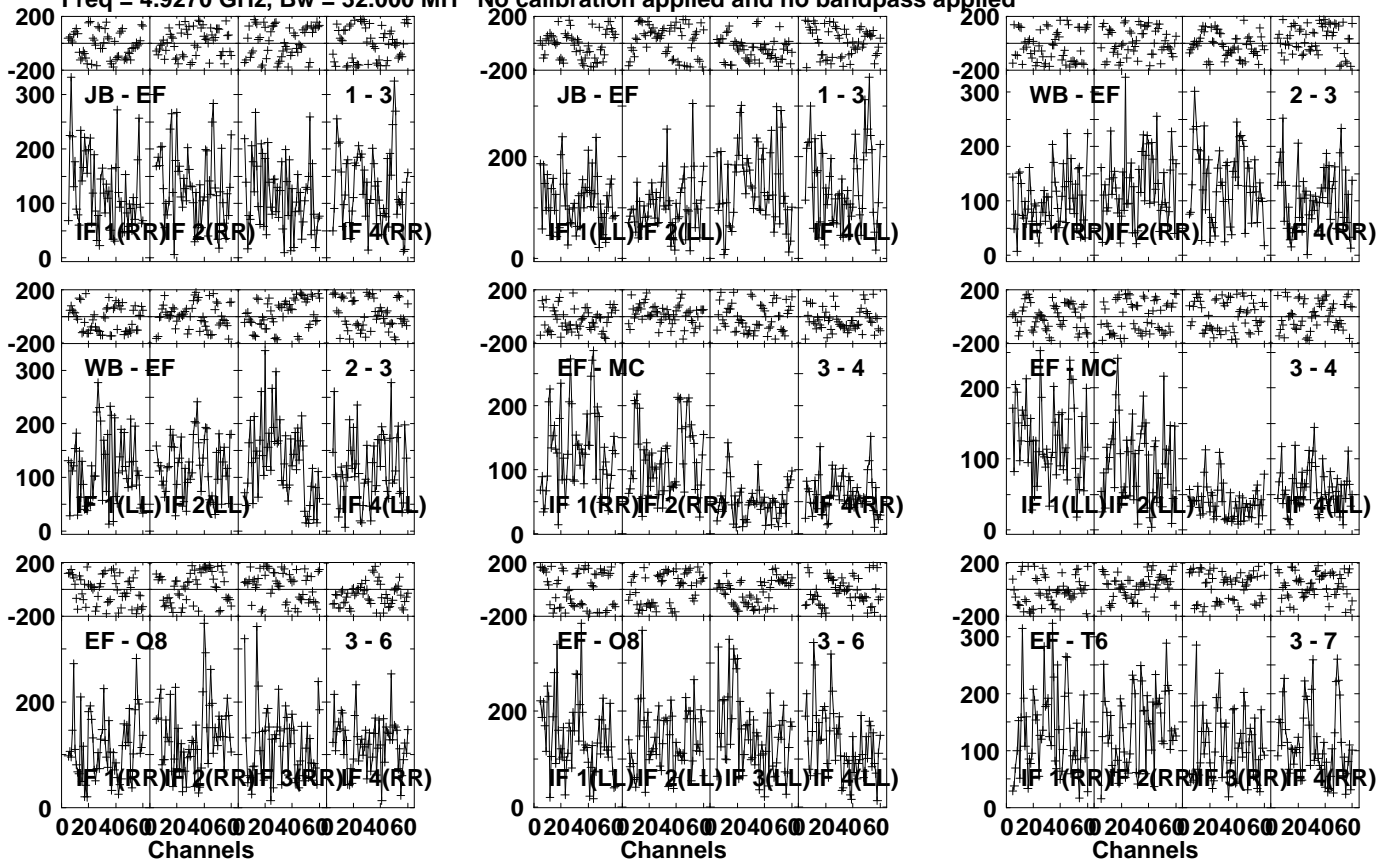
Lower frame: Milli Ampl Jy Top frame: Phas deg
Vector averaged cross-power spectrum Several baselines displayed
Timerange: 00/13:28:50 to 00/13:30:29

Plot file version 400 created 13-FEB-2023 17:06:54

EW02900 EW029D 1.UVDATA.1

Freq = 4.9270 GHz, Bw = 32.000 MH

No calibration applied and no bandpass applied



Lower frame: Micro Ampl Jy Top frame: Phas deg
Vector averaged cross-power spectrum Several baselines displayed
Timerange: 00/13:30:31 to 00/13:35:00

Plot file version 401 created 13-FEB-2023 17:06:54

EW02900 EW029D 1.UVDATA.1

Freq = 4.9270 GHz, Bw = 32.000 MH

No calibration applied and no bandpass applied

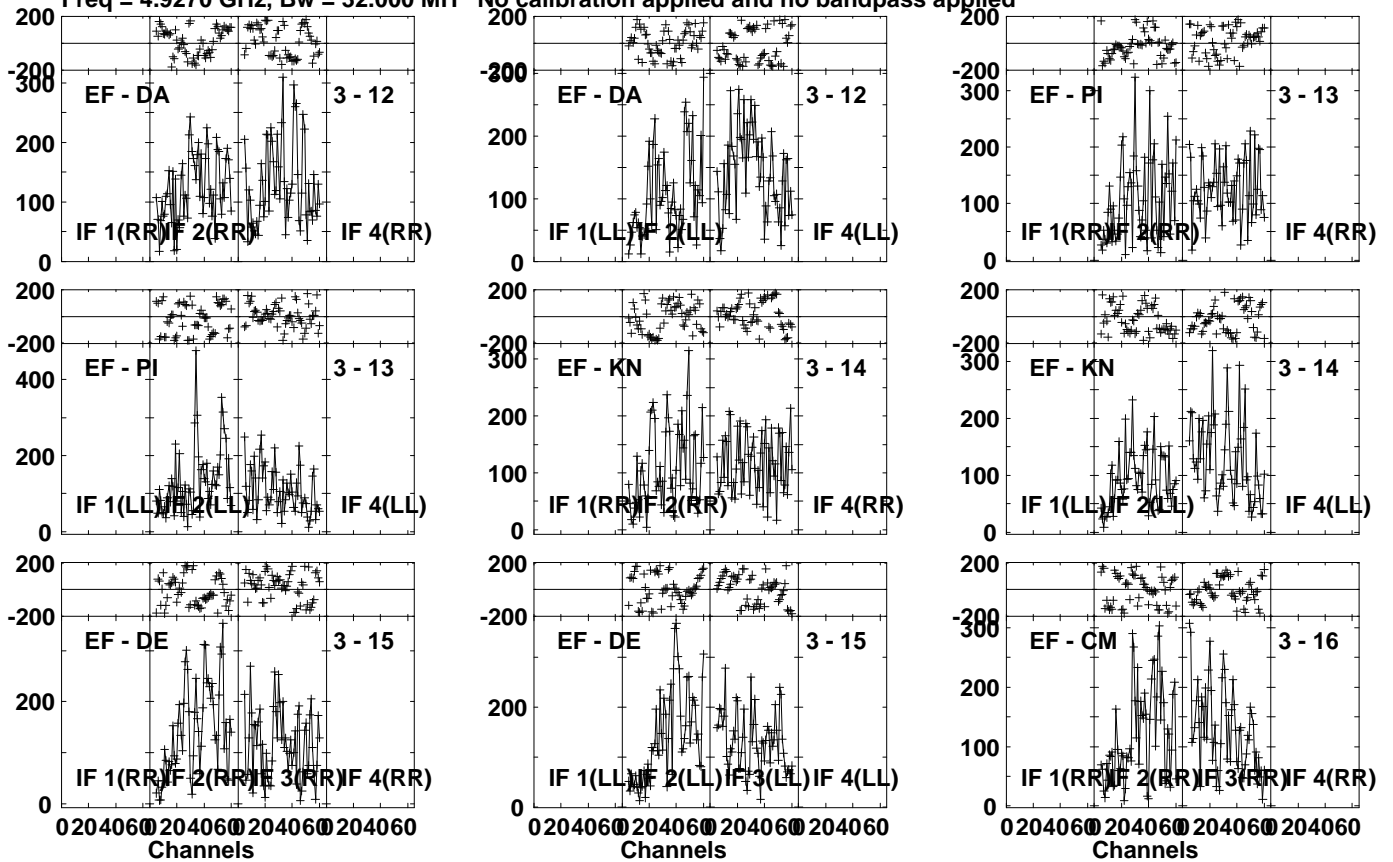


Lower frame: Micro Ampl Jy Top frame: Phas deg
Vector averaged cross-power spectrum Several baselines displayed
Timerange: 00/13:30:31 to 00/13:35:00

Plot file version 402 created 13-FEB-2023 17:06:54

EW02900 EW029D 1.UVDATA.1

Freq = 4.9270 GHz, Bw = 32.000 MH No calibration applied and no bandpass applied

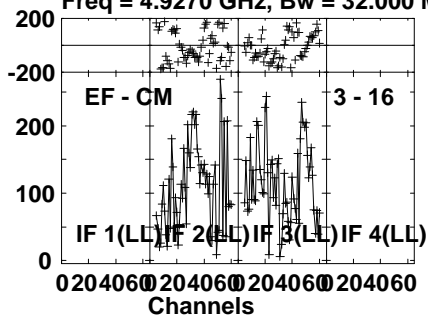


Lower frame: Micro Ampl Jy Top frame: Phas deg
Vector averaged cross-power spectrum Several baselines displayed
Timerange: 00/13:30:31 to 00/13:35:00

Plot file version 403 created 13-FEB-2023 17:06:54

EW02900 EW029D 1.UVDATA.1

Freq = 4.9270 GHz, Bw = 32.000 MH No calibration applied and no bandpass applied



Lower frame: Micro Ampl Jy Top frame: Phas deg

Vector averaged cross-power spectrum Several baselines displayed

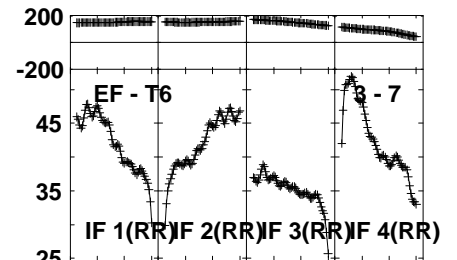
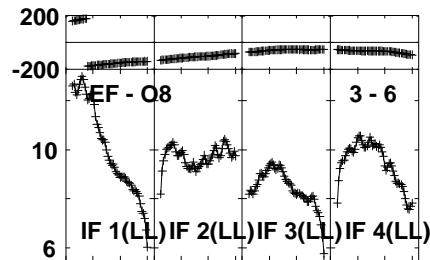
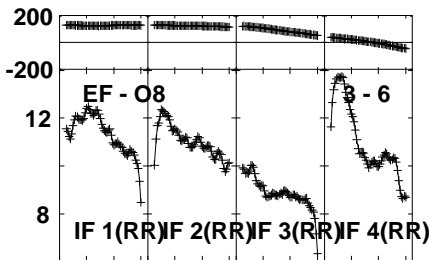
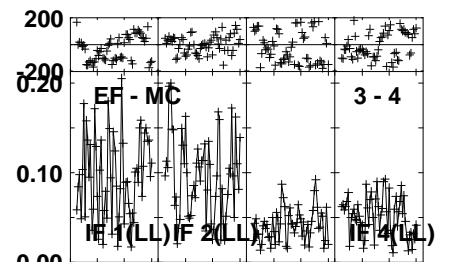
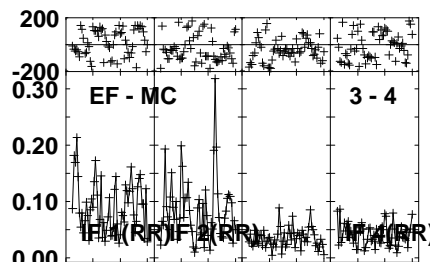
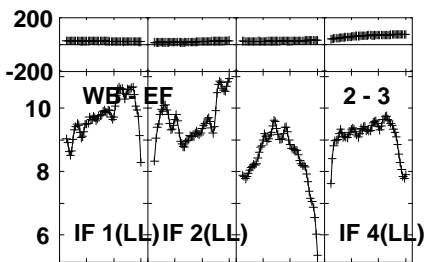
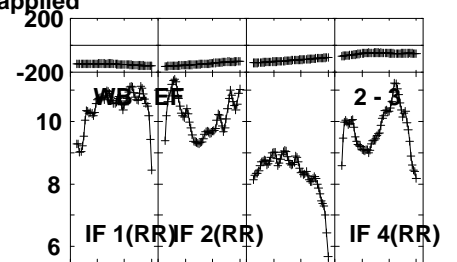
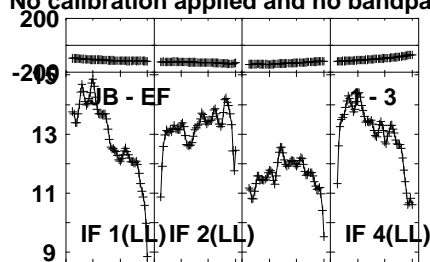
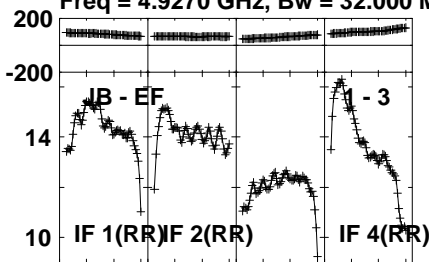
Timerange: 00/13:30:31 to 00/13:35:00

Plot file version 404 created 13-FEB-2023 17:06:54

J0958+65 EW029D 1.UVDATA.1

Freq = 4.9270 GHz, Bw = 32.000 MH

No calibration applied and no bandpass applied



0204060 204060 204060 204060
Channels

0204060 204060 204060 204060
Channels

0204060 204060 204060 204060
Channels

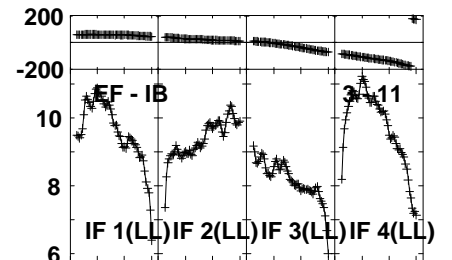
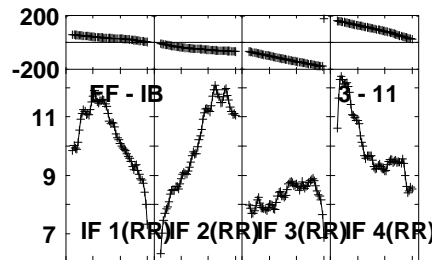
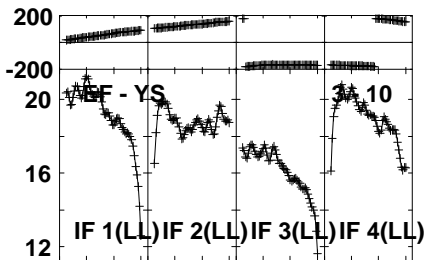
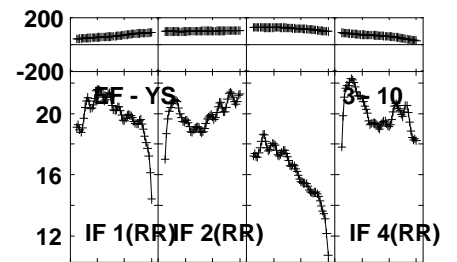
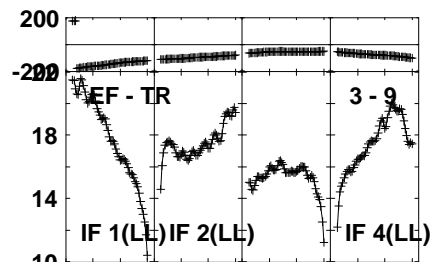
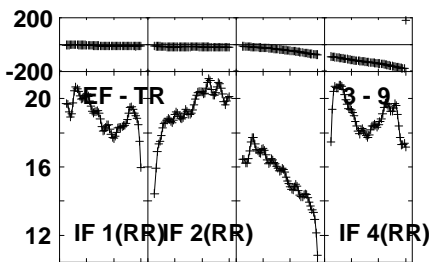
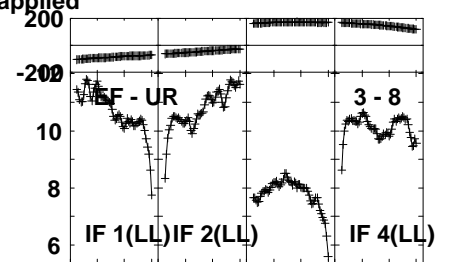
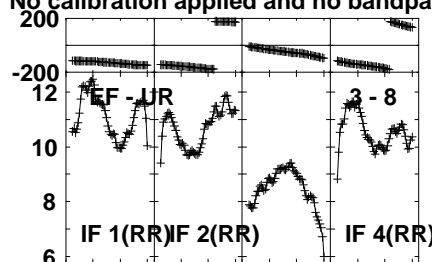
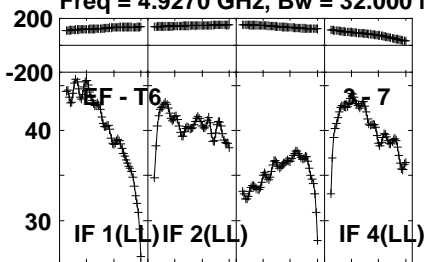
Lower frame: Milli Ampl Jy Top frame: Phas deg
Vector averaged cross-power spectrum Several baselines displayed
Timerange: 00/13:35:01 to 00/13:37:29

Plot file version 405 created 13-FEB-2023 17:06:55

J0958+65 EW029D 1.UVDATA.1

Freq = 4.9270 GHz, Bw = 32.000 MH

No calibration applied and no bandpass applied



0204060 204060 204060 204060
Channels

0204060 204060 204060 204060
Channels

0204060 204060 204060 204060
Channels

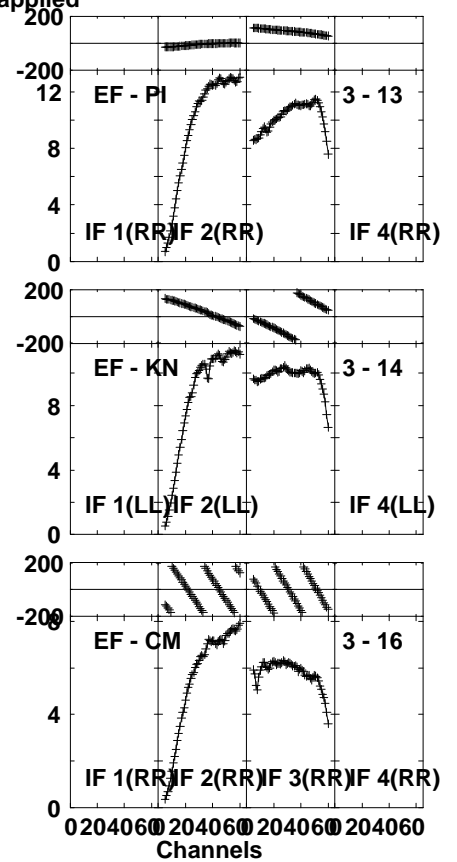
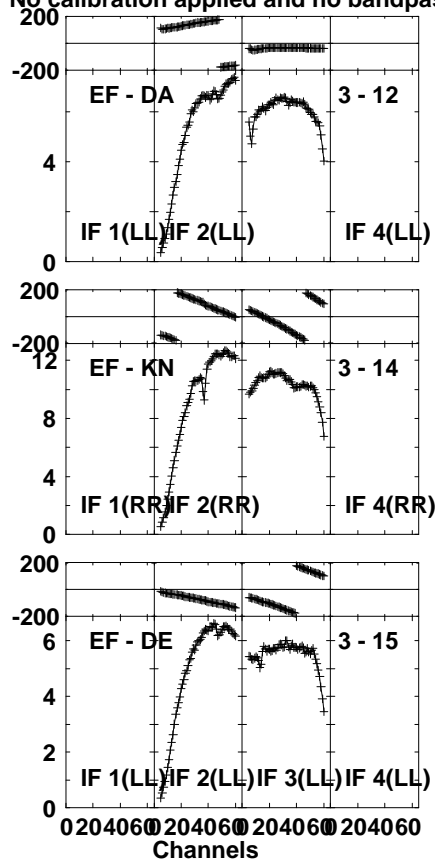
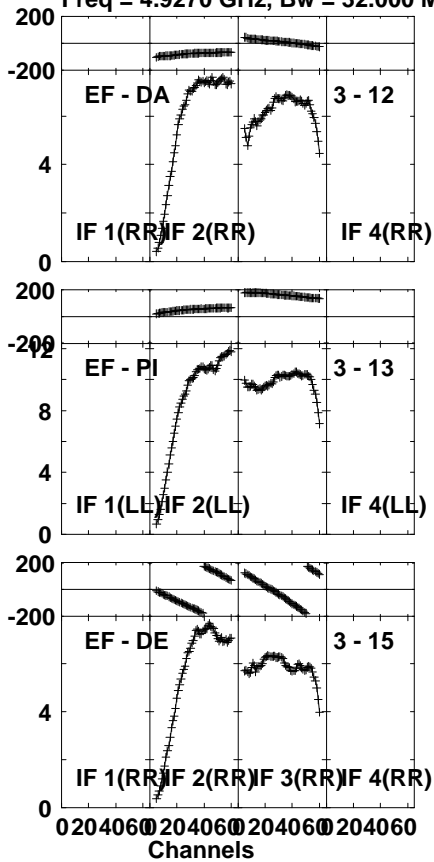
Lower frame: Milli Ampl Jy Top frame: Phas deg
Vector averaged cross-power spectrum Several baselines displayed
Timerange: 00/13:35:01 to 00/13:37:29

Plot file version 406 created 13-FEB-2023 17:06:55

J0958+65 EW029D 1.UVDATA.1

Freq = 4.9270 GHz, Bw = 32.000 MH

No calibration applied and no bandpass applied



Lower frame: Milli Ampl Jy Top frame: Phas deg

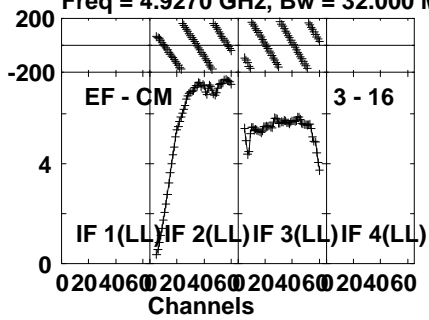
Vector averaged cross-power spectrum Several baselines displayed

Timerange: 00/13:35:01 to 00/13:37:29

Plot file version 407 created 13-FEB-2023 17:06:55

J0958+65 EW029D 1.UVDATA.1

Freq = 4.9270 GHz, Bw = 32.000 MH No calibration applied and no bandpass applied



Lower frame: Milli Ampl Jy Top frame: Phas deg

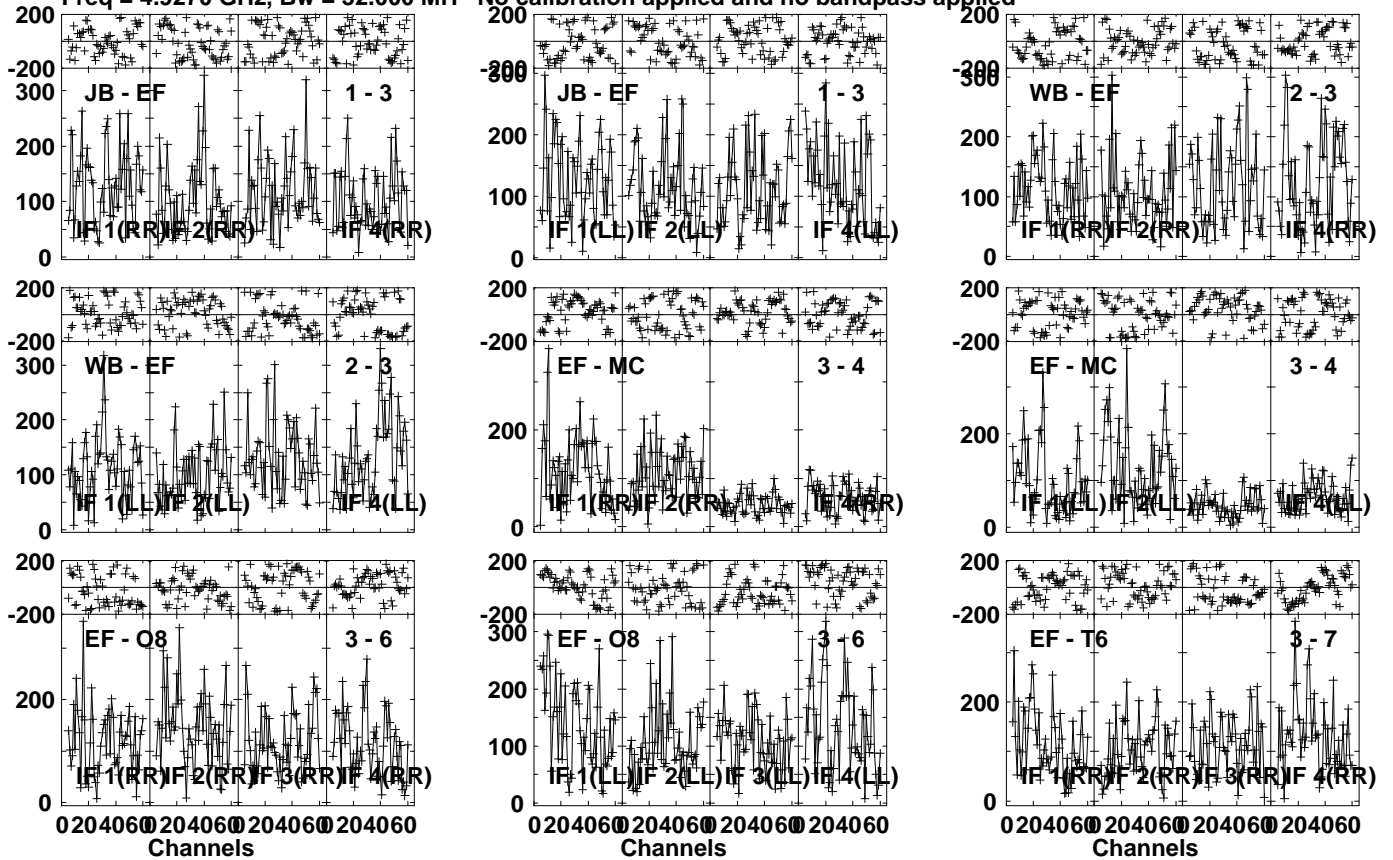
Vector averaged cross-power spectrum Several baselines displayed

Timerange: 00/13:35:01 to 00/13:37:29

Plot file version 408 created 13-FEB-2023 17:06:55

EW02900 EW029D 1.UVDATA.1

Freq = 4.9270 GHz, Bw = 32.000 MH No calibration applied and no bandpass applied



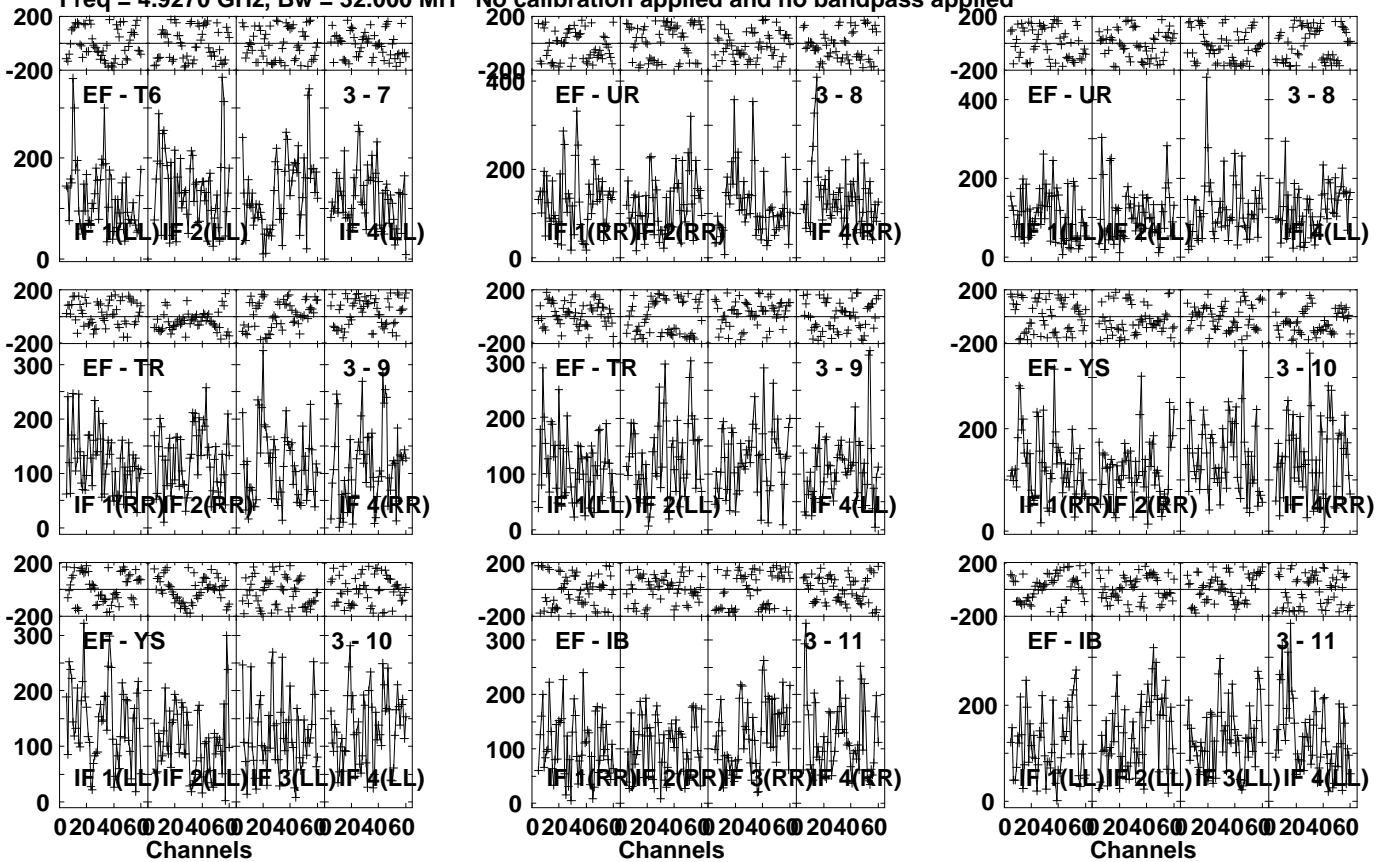
Lower frame: Micro Ampl Jy Top frame: Phas deg
Vector averaged cross-power spectrum Several baselines displayed
Timerange: 00/13:37:30 to 00/13:42:00

Plot file version 409 created 13-FEB-2023 17:06:55

EW02900 EW029D 1.UVDATA.1

Freq = 4.9270 GHz, Bw = 32.000 MH

No calibration applied and no bandpass applied



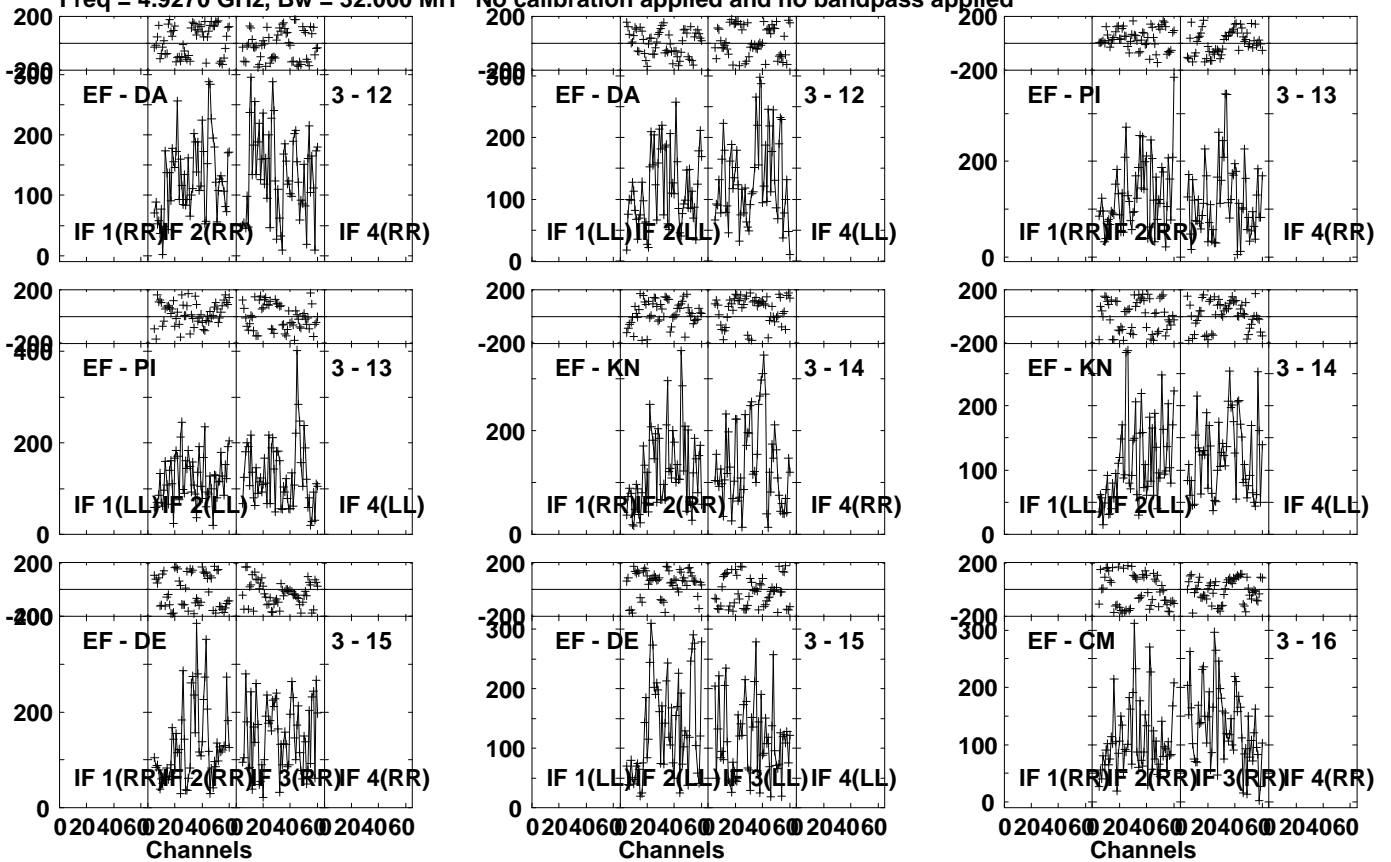
Lower frame: Micro Ampl Jy Top frame: Phas deg
Vector averaged cross-power spectrum Several baselines displayed
Timerange: 00/13:37:30 to 00/13:42:00

Plot file version 410 created 13-FEB-2023 17:06:55

EW02900 EW029D 1.UVDATA.1

Freq = 4.9270 GHz, Bw = 32.000 MH

No calibration applied and no bandpass applied

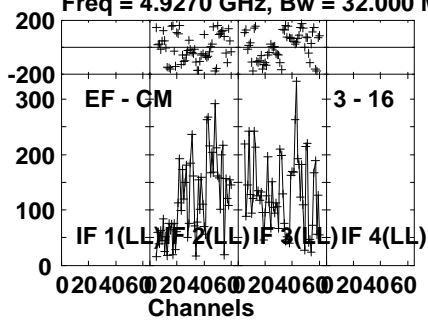


Lower frame: Micro Ampl Jy Top frame: Phas deg
Vector averaged cross-power spectrum Several baselines displayed
Timerange: 00/13:37:30 to 00/13:42:00

Plot file version 411 created 13-FEB-2023 17:06:56

EW02900 EW029D 1.UVDATA.1

Freq = 4.9270 GHz, Bw = 32.000 MH No calibration applied and no bandpass applied



Lower frame: Micro Ampl Jy Top frame: Phas deg

Vector averaged cross-power spectrum Several baselines displayed

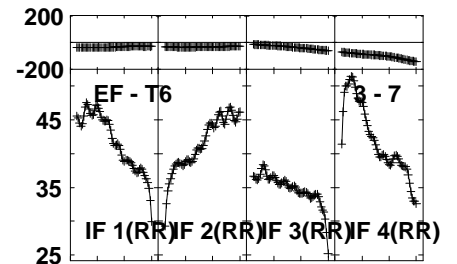
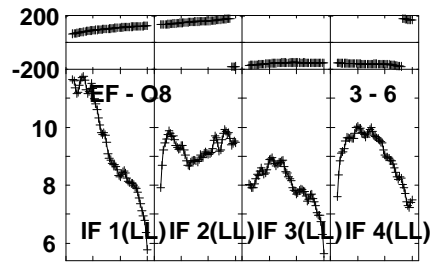
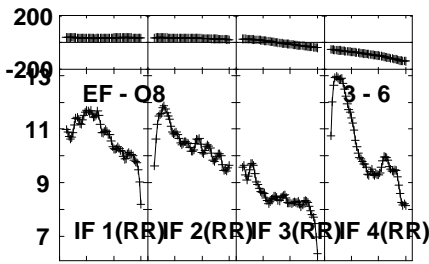
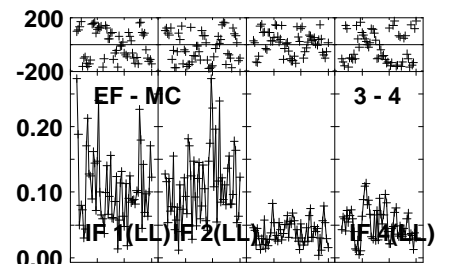
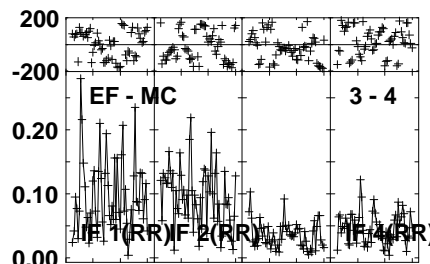
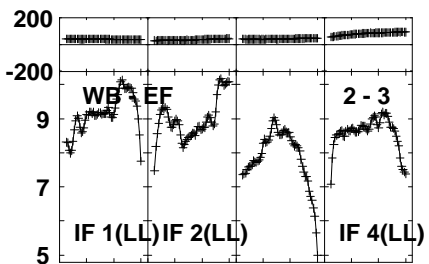
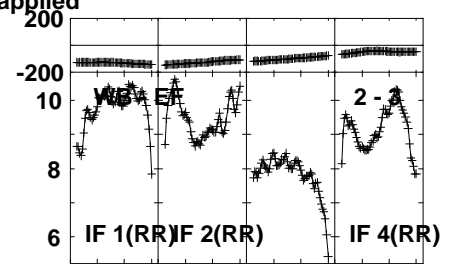
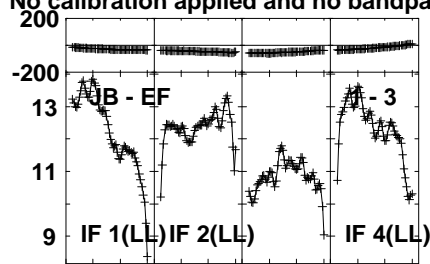
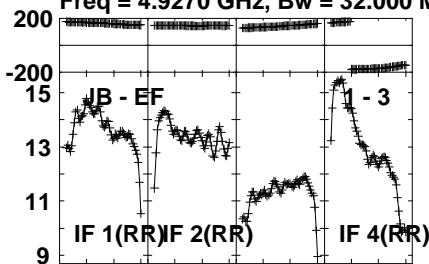
Timerange: 00/13:37:30 to 00/13:42:00

Plot file version 412 created 13-FEB-2023 17:06:56

J0958+65 EW029D 1.UVDATA.1

Freq = 4.9270 GHz, Bw = 32.000 MH

No calibration applied and no bandpass applied



0204060 204060 204060 204060
Channels

0204060 204060 204060 204060
Channels

0204060 204060 204060 204060
Channels

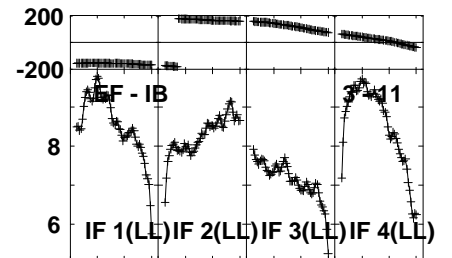
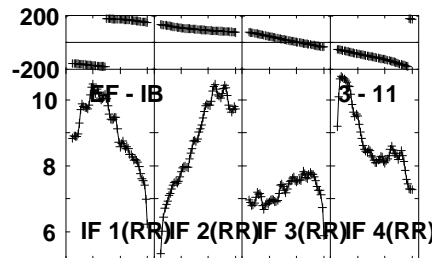
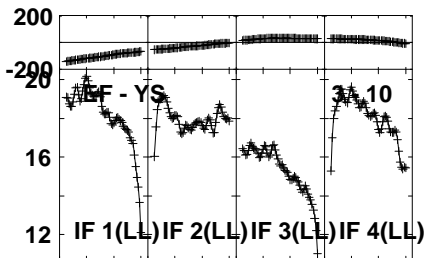
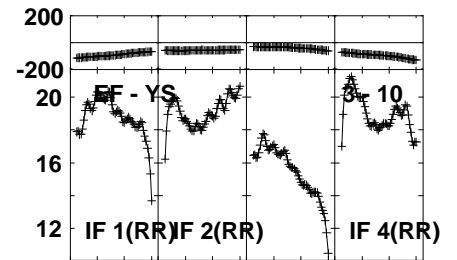
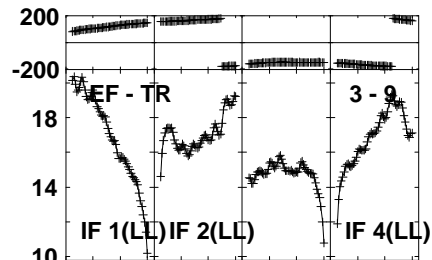
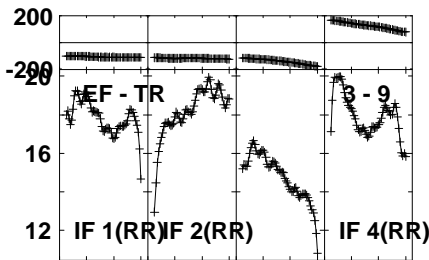
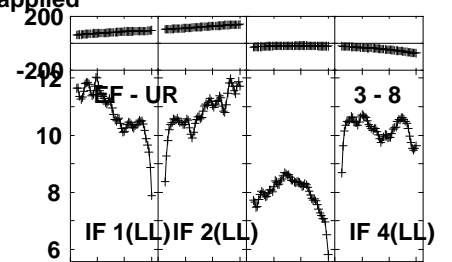
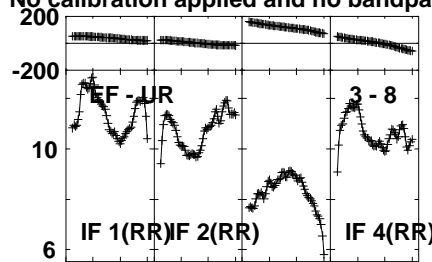
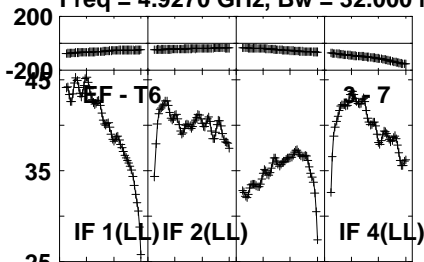
Lower frame: Milli Ampl Jy Top frame: Phas deg
Vector averaged cross-power spectrum Several baselines displayed
Timerange: 00/13:42:50 to 00/13:44:29

Plot file version 413 created 13-FEB-2023 17:06:56

J0958+65 EW029D 1.UVDATA.1

Freq = 4.9270 GHz, Bw = 32.000 MH

No calibration applied and no bandpass applied



0204060 204060 204060 204060
Channels

0204060 204060 204060 204060
Channels

0204060 204060 204060 204060
Channels

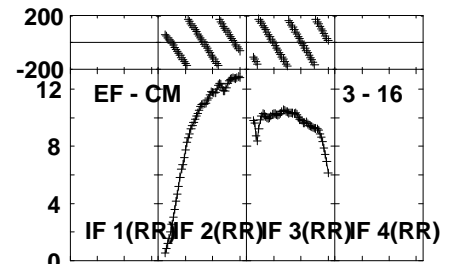
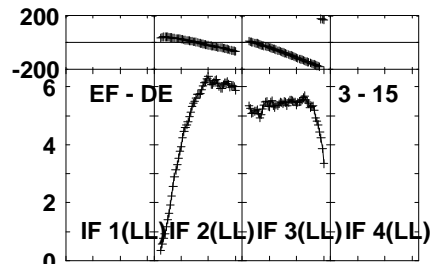
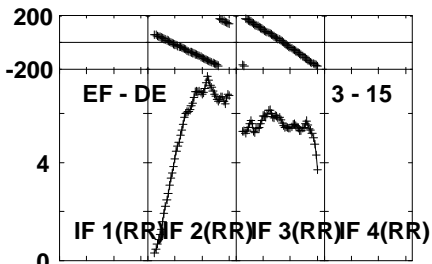
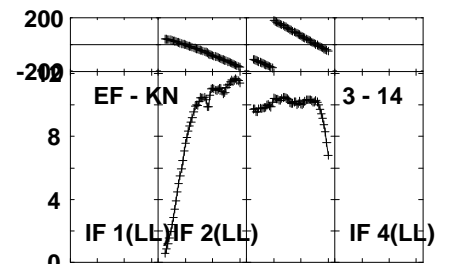
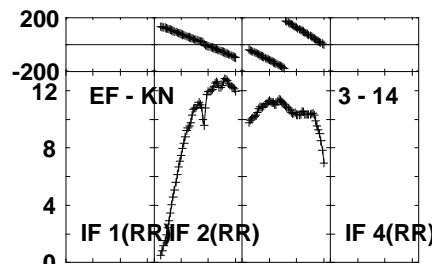
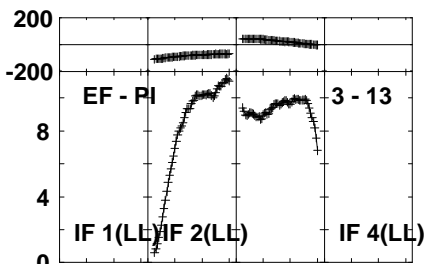
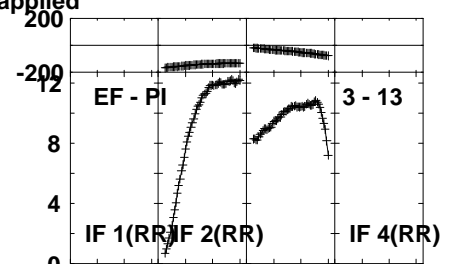
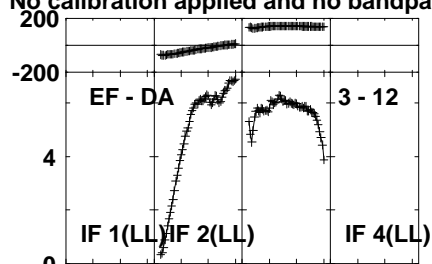
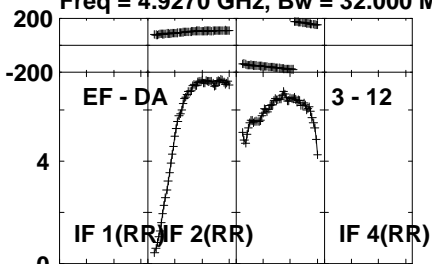
Lower frame: Milli Ampl Jy Top frame: Phas deg
Vector averaged cross-power spectrum Several baselines displayed
Timerange: 00/13:42:50 to 00/13:44:29

Plot file version 414 created 13-FEB-2023 17:06:56

J0958+65 EW029D 1.UVDATA.1

Freq = 4.9270 GHz, Bw = 32.000 MH

No calibration applied and no bandpass applied

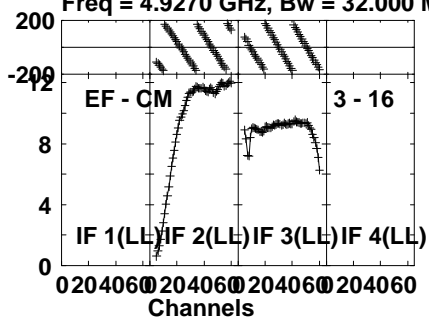


Lower frame: Milli Ampl Jy Top frame: Phas deg
Vector averaged cross-power spectrum Several baselines displayed
Timerange: 00/13:42:50 to 00/13:44:29

Plot file version 415 created 13-FEB-2023 17:06:56

J0958+65 EW029D 1.UVDATA.1

Freq = 4.9270 GHz, Bw = 32.000 MH No calibration applied and no bandpass applied



Lower frame: Milli Ampl Jy Top frame: Phas deg

Vector averaged cross-power spectrum Several baselines displayed

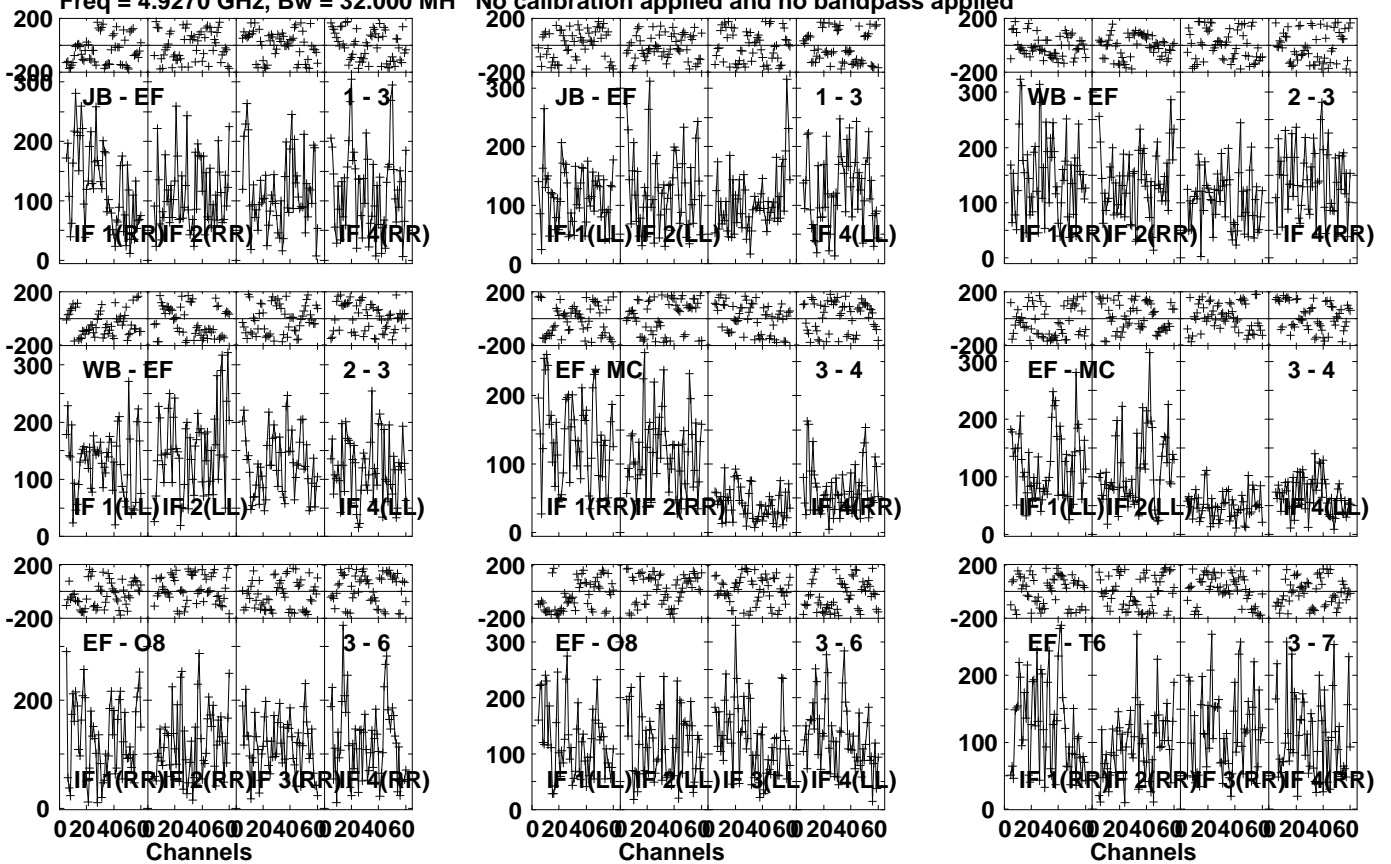
Timerange: 00/13:42:50 to 00/13:44:29

Plot file version 416 created 13-FEB-2023 17:06:56

EW02900 EW029D 1.UVDATA.1

Freq = 4.9270 GHz, Bw = 32.000 MH

No calibration applied and no bandpass applied



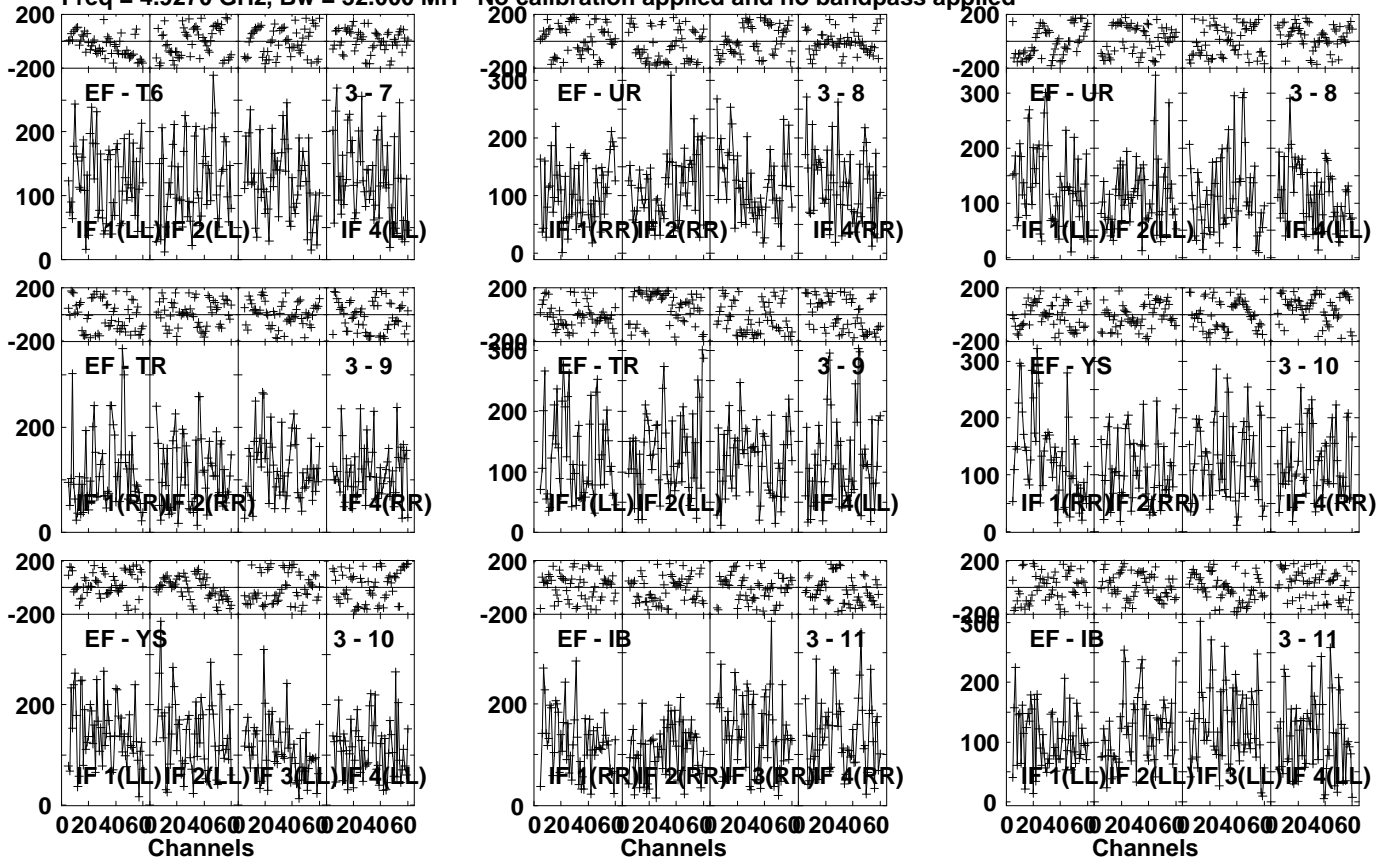
Lower frame: Micro Ampl Jy Top frame: Phas deg
Vector averaged cross-power spectrum Several baselines displayed
Timerange: 00/13:44:30 to 00/13:49:00

Plot file version 417 created 13-FEB-2023 17:06:56

EW02900 EW029D 1.UVDATA.1

Freq = 4.9270 GHz, Bw = 32.000 MH

No calibration applied and no bandpass applied



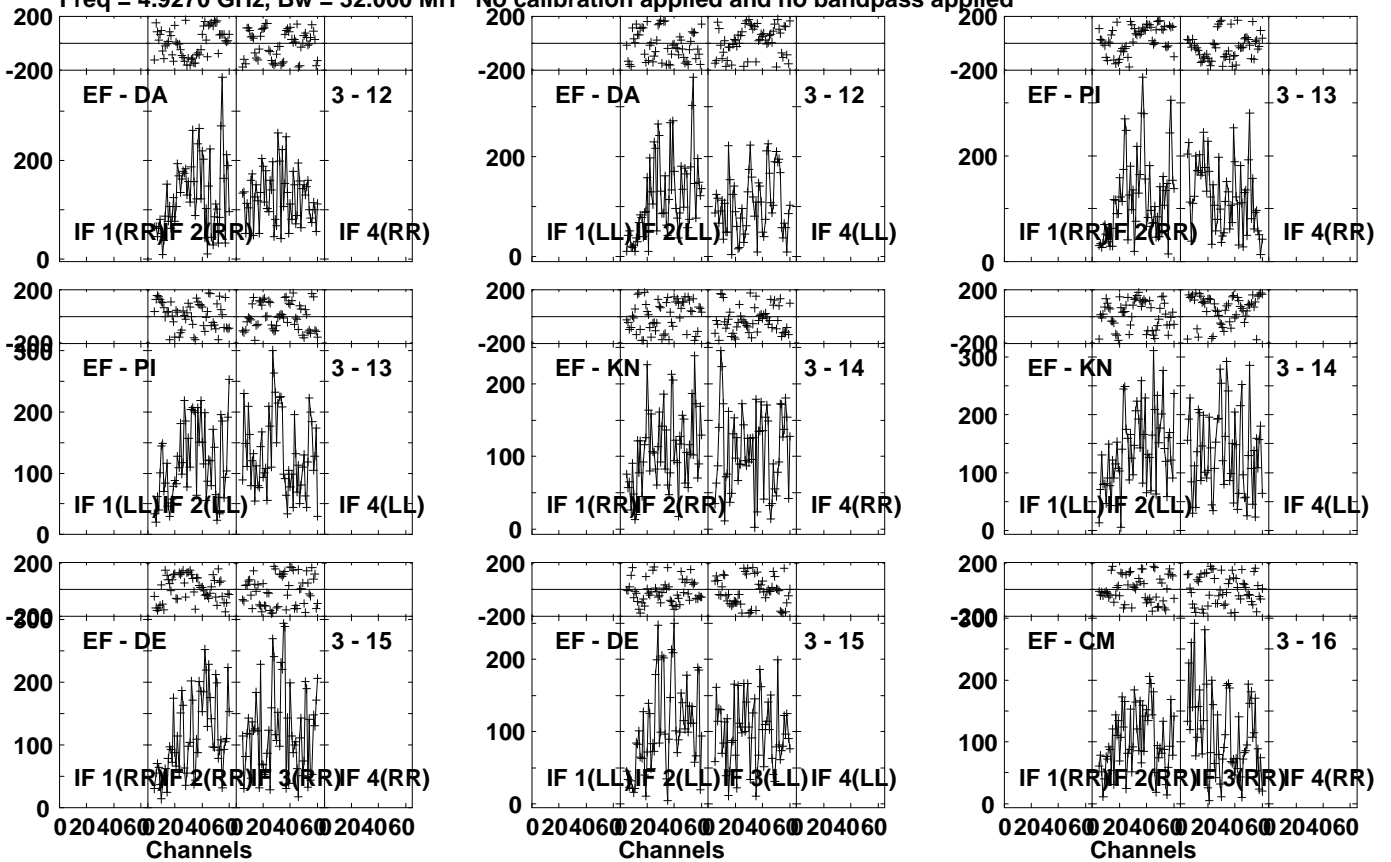
Lower frame: Micro Ampl Jy Top frame: Phas deg
Vector averaged cross-power spectrum Several baselines displayed
Timerange: 00/13:44:30 to 00/13:49:00

Plot file version 418 created 13-FEB-2023 17:06:56

EW02900 EW029D 1.UVDATA.1

Freq = 4.9270 GHz, Bw = 32.000 MH

No calibration applied and no bandpass applied

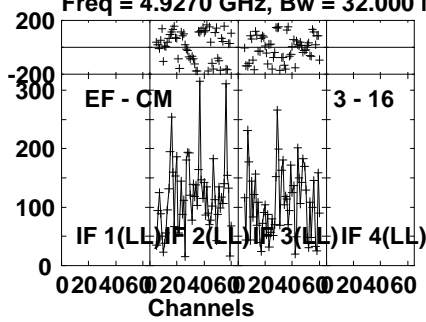


Lower frame: Micro Ampl Jy Top frame: Phas deg
Vector averaged cross-power spectrum Several baselines displayed
Timerange: 00/13:44:30 to 00/13:49:00

Plot file version 419 created 13-FEB-2023 17:06:57

EW02900 EW029D 1.UVDATA.1

Freq = 4.9270 GHz, Bw = 32.000 MH No calibration applied and no bandpass applied



Lower frame: Micro Ampl Jy Top frame: Phas deg

Vector averaged cross-power spectrum Several baselines displayed

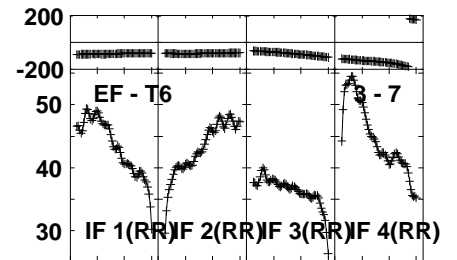
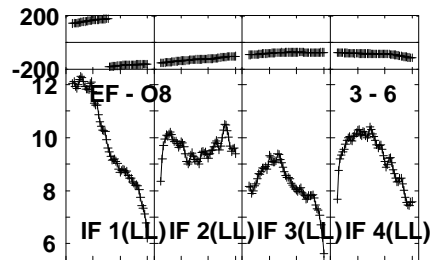
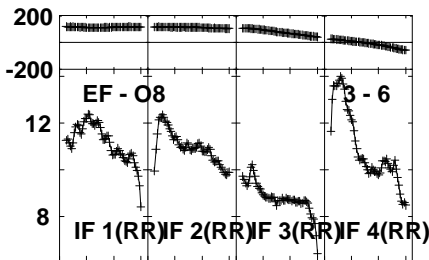
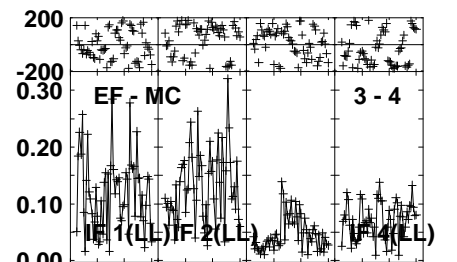
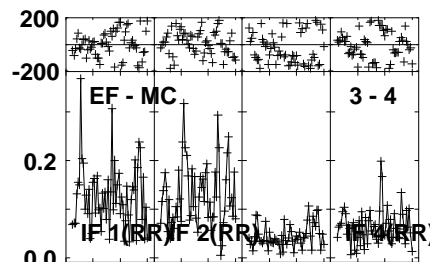
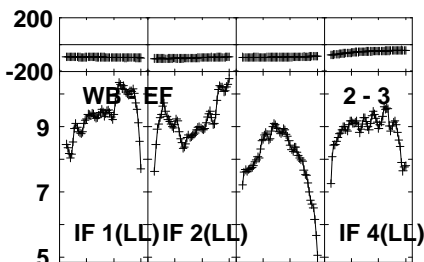
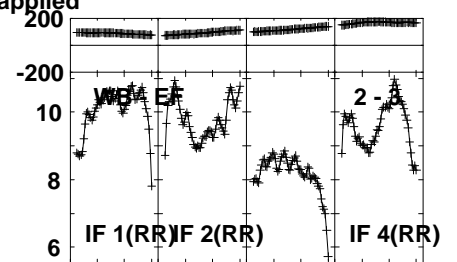
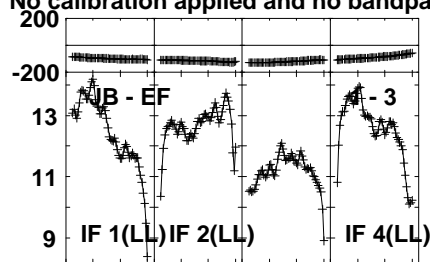
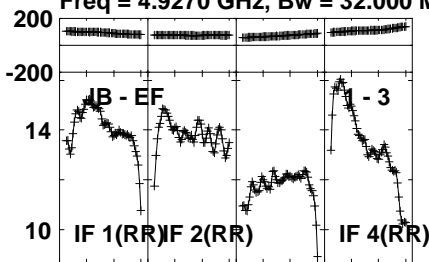
Timerange: 00/13:44:30 to 00/13:49:00

Plot file version 420 created 13-FEB-2023 17:06:57

J0958+65 EW029D 1.UVDATA.1

Freq = 4.9270 GHz, Bw = 32.000 MH

No calibration applied and no bandpass applied



0204060 204060 204060 204060
Channels

0204060 204060 204060 204060
Channels

0204060 204060 204060 204060
Channels

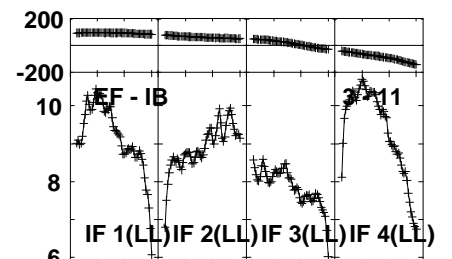
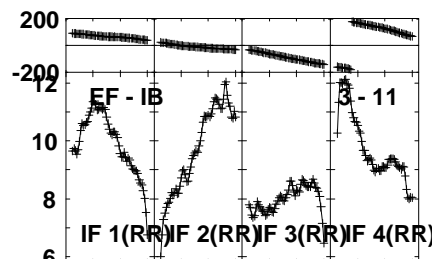
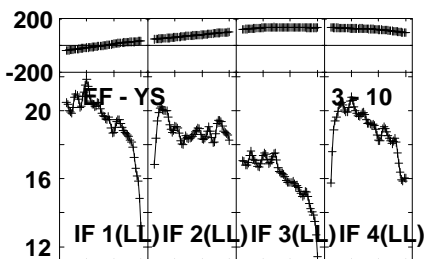
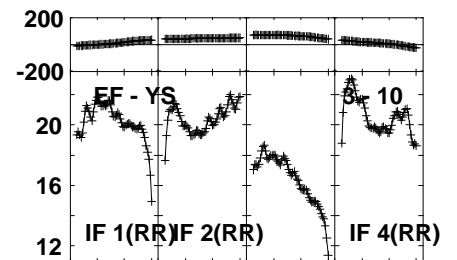
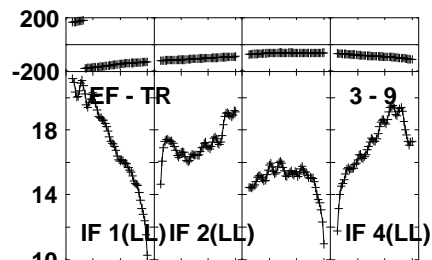
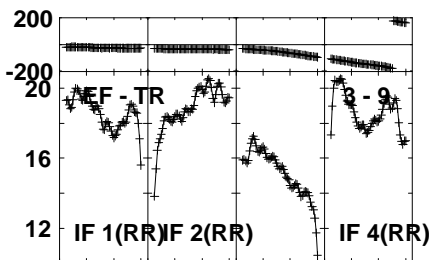
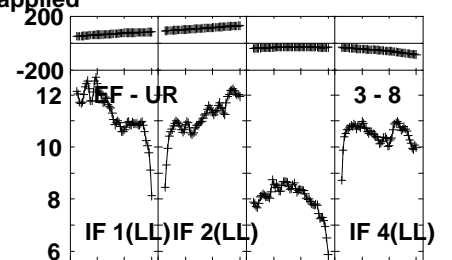
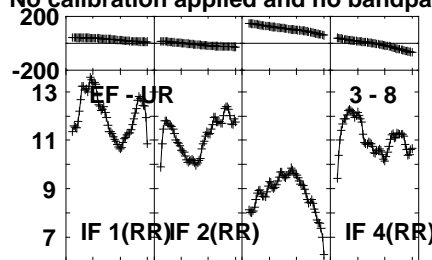
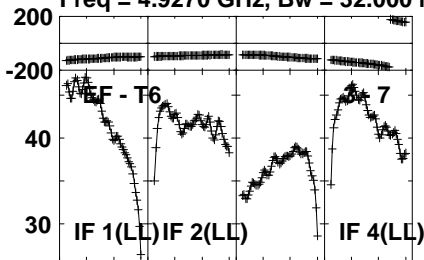
Lower frame: Milli Ampl Jy Top frame: Phas deg
Vector averaged cross-power spectrum Several baselines displayed
Timerange: 00/13:49:00 to 00/13:51:00

Plot file version 421 created 13-FEB-2023 17:06:57

J0958+65 EW029D 1.UVDATA.1

Freq = 4.9270 GHz, Bw = 32.000 MH

No calibration applied and no bandpass applied



0204060 204060 204060 204060
Channels

0204060 204060 204060 204060
Channels

0204060 204060 204060 204060
Channels

Lower frame: Milli Ampl Jy Top frame: Phas deg

Vector averaged cross-power spectrum Several baselines displayed

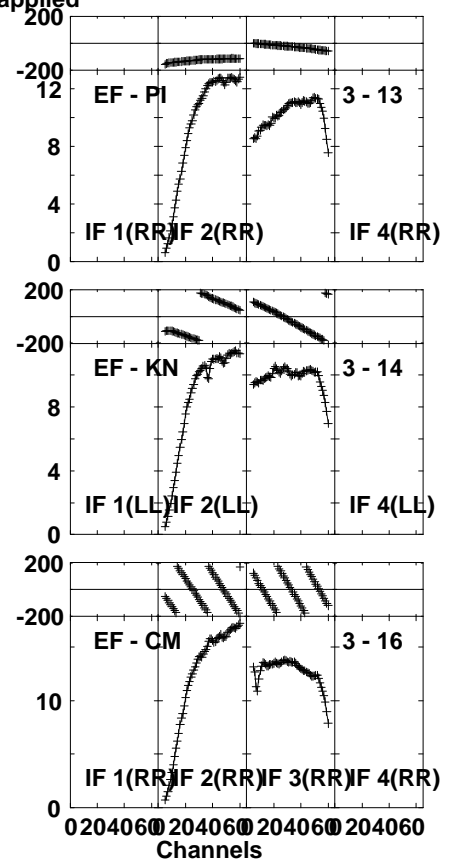
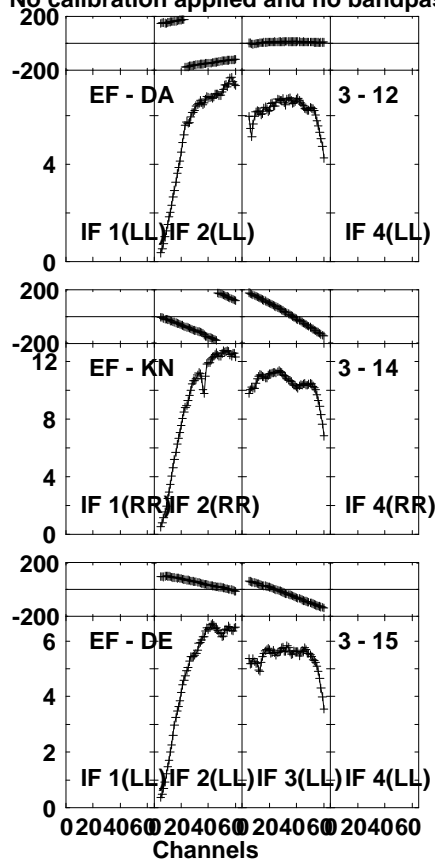
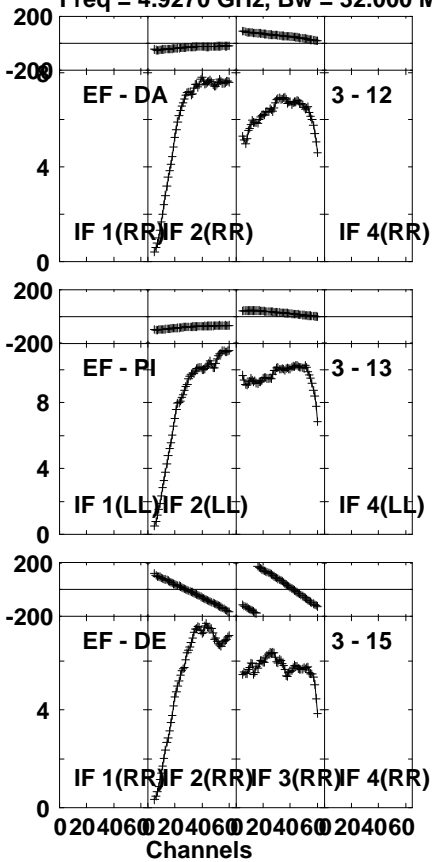
Timerange: 00/13:49:00 to 00/13:51:00

Plot file version 422 created 13-FEB-2023 17:06:57

J0958+65 EW029D 1.UVDATA.1

Freq = 4.9270 GHz, Bw = 32.000 MH

No calibration applied and no bandpass applied

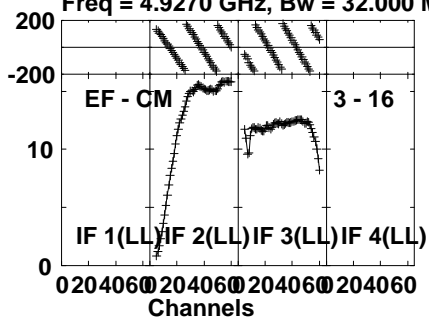


Lower frame: Milli Ampl Jy Top frame: Phas deg
Vector averaged cross-power spectrum Several baselines displayed
Timerange: 00/13:49:00 to 00/13:51:00

Plot file version 423 created 13-FEB-2023 17:06:57

J0958+65 EW029D 1.UVDATA.1

Freq = 4.9270 GHz, Bw = 32.000 MH No calibration applied and no bandpass applied



Lower frame: Milli Ampl Jy Top frame: Phas deg

Vector averaged cross-power spectrum Several baselines displayed

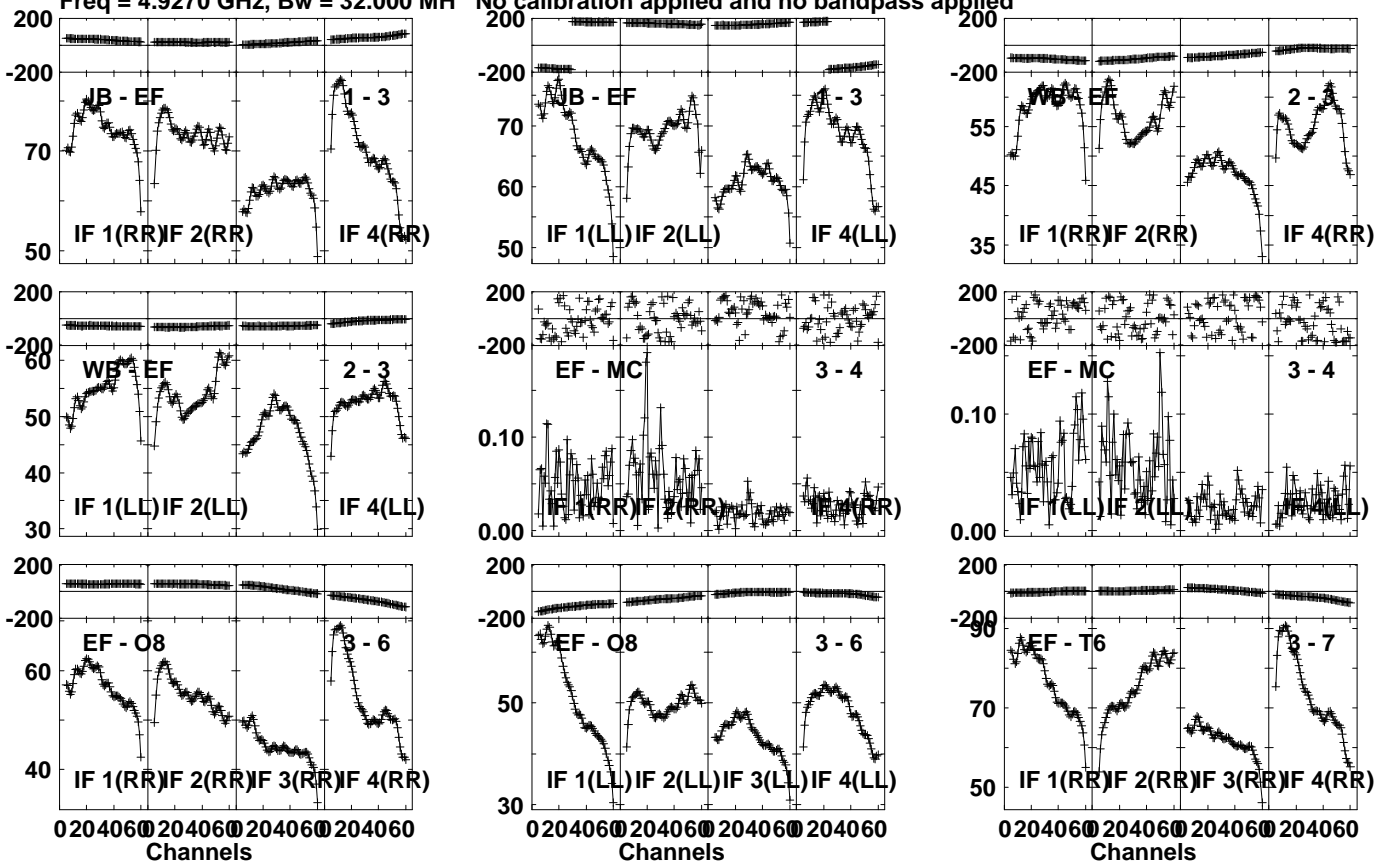
Timerange: 00/13:49:00 to 00/13:51:00

Plot file version 424 created 13-FEB-2023 17:06:57

J0927+39 EW029D 1.UVDATA.1

Freq = 4.9270 GHz, Bw = 32.000 MH

No calibration applied and no bandpass applied



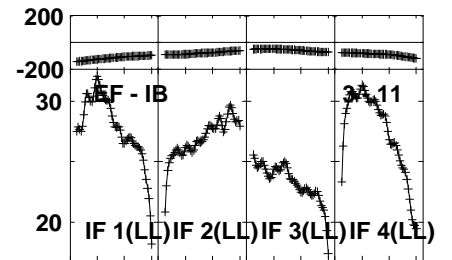
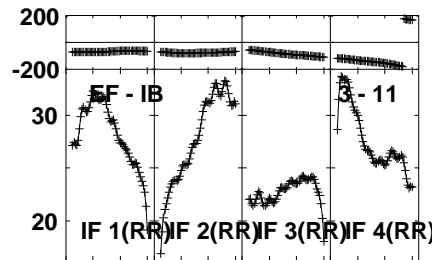
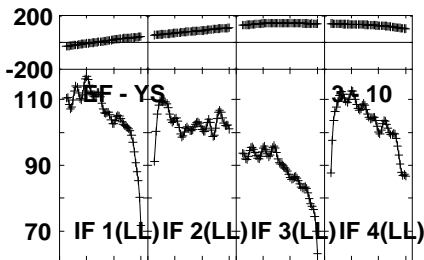
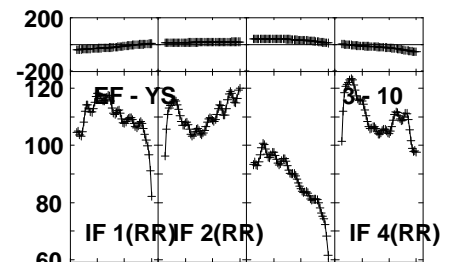
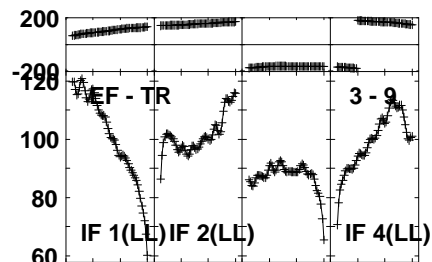
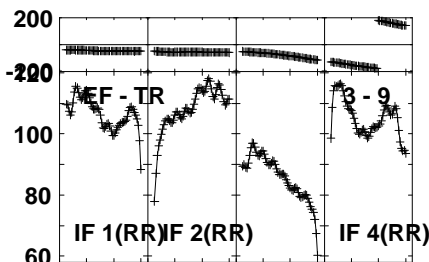
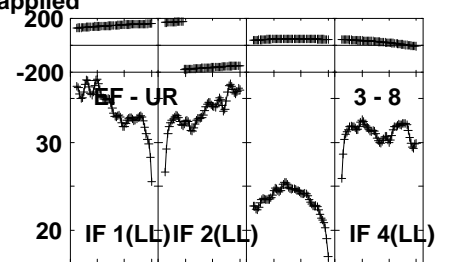
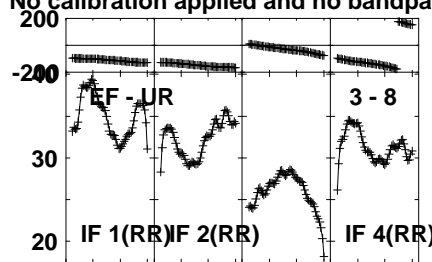
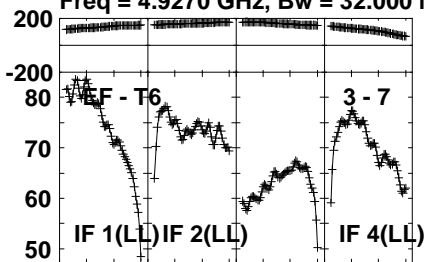
Lower frame: Milli Ampl Jy Top frame: Phas deg
Vector averaged cross-power spectrum Several baselines displayed
Timerange: 00/13:53:01 to 00/13:58:59

Plot file version 425 created 13-FEB-2023 17:06:57

J0927+39 EW029D 1.UVDATA.1

Freq = 4.9270 GHz, Bw = 32.000 MH

No calibration applied and no bandpass applied



0204060 204060 204060 204060
Channels

0204060 204060 204060 204060
Channels

0204060 204060 204060 204060
Channels

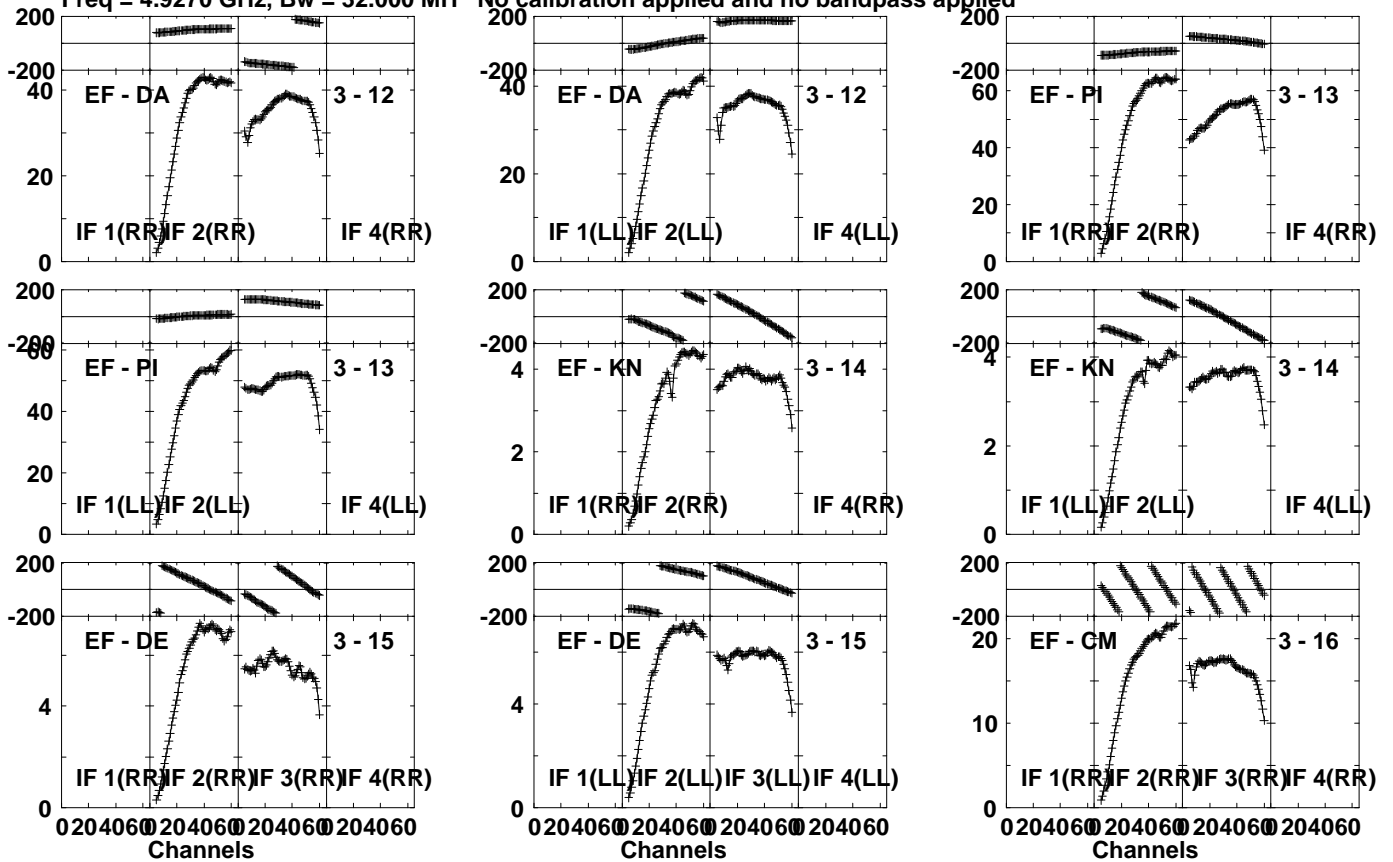
Lower frame: Milli Ampl Jy Top frame: Phas deg
Vector averaged cross-power spectrum Several baselines displayed
Timerange: 00/13:53:01 to 00/13:58:59

Plot file version 426 created 13-FEB-2023 17:06:57

J0927+39 EW029D 1.UVDATA.1

Freq = 4.9270 GHz, Bw = 32.000 MH

No calibration applied and no bandpass applied

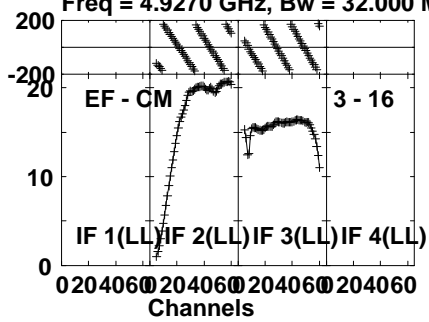


Lower frame: Milli Ampl Jy Top frame: Phas deg
Vector averaged cross-power spectrum Several baselines displayed
Timerange: 00/13:53:01 to 00/13:58:59

Plot file version 427 created 13-FEB-2023 17:06:58

J0927+39 EW029D 1.UVDATA.1

Freq = 4.9270 GHz, Bw = 32.000 MH No calibration applied and no bandpass applied



Lower frame: Milli Ampl Jy Top frame: Phas deg

Vector averaged cross-power spectrum Several baselines displayed

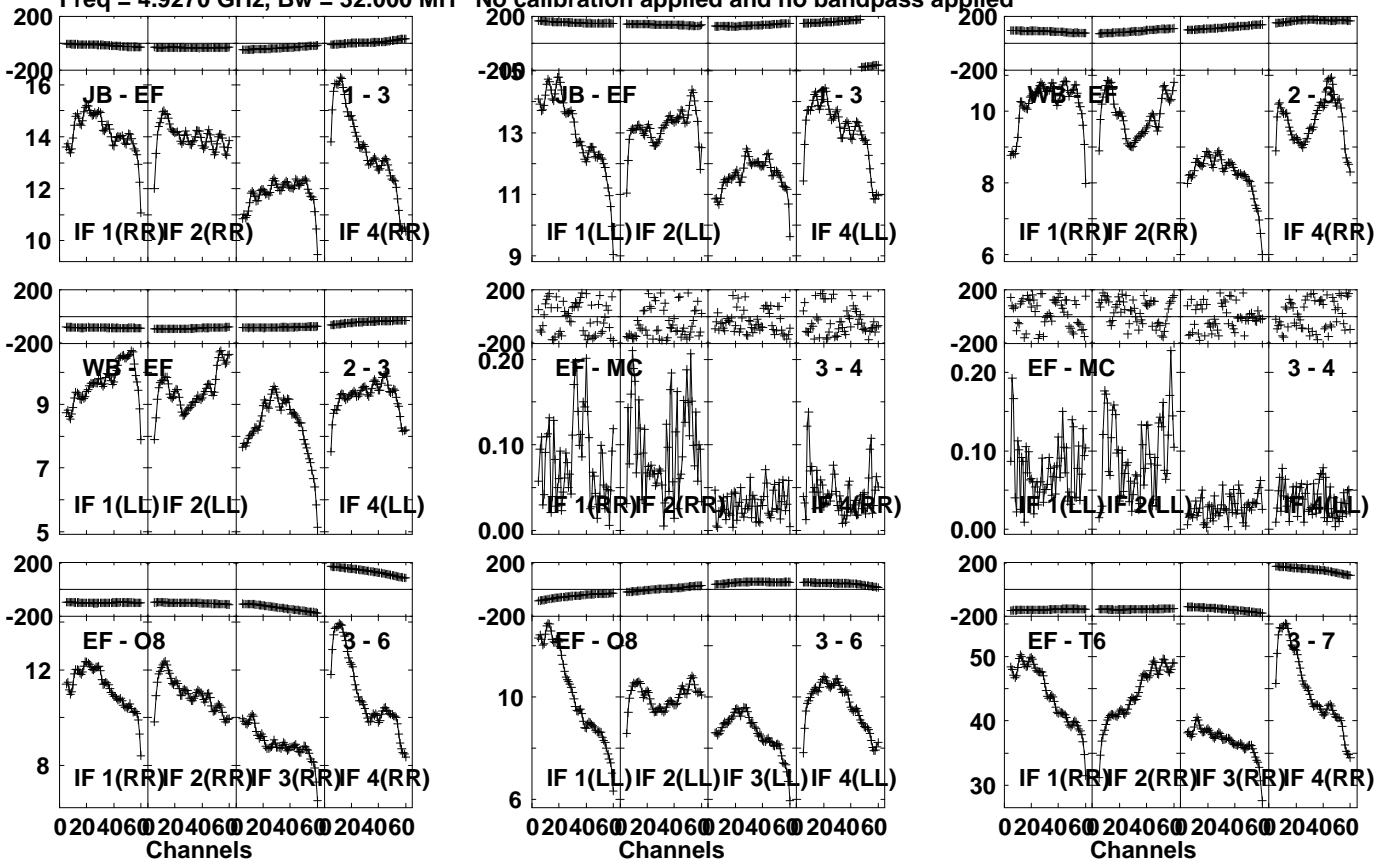
Timerange: 00/13:53:01 to 00/13:58:59

Plot file version 428 created 13-FEB-2023 17:06:58

J0958+65 EW029D 1.UVDATA.1

Freq = 4.9270 GHz, Bw = 32.000 MH

No calibration applied and no bandpass applied



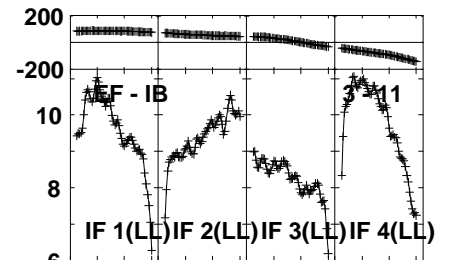
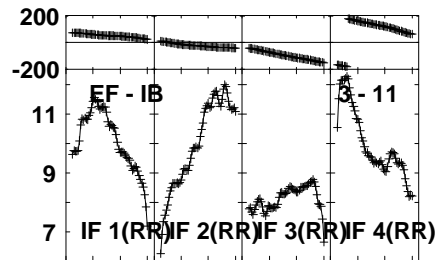
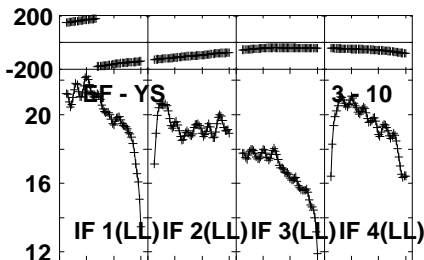
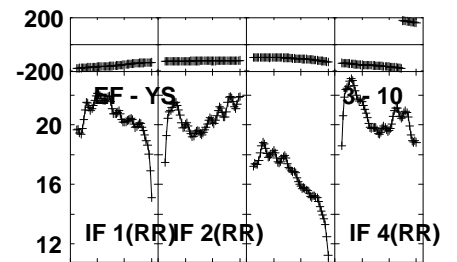
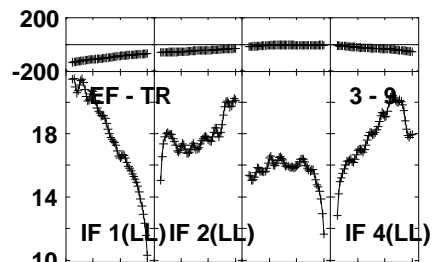
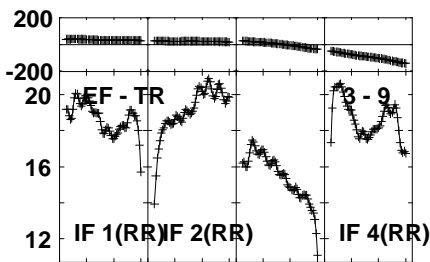
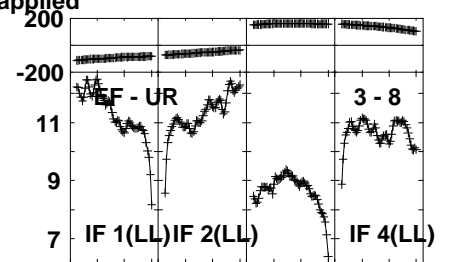
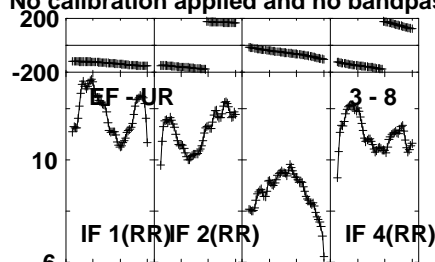
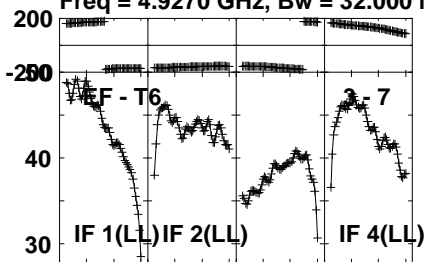
Lower frame: Milli Ampl Jy Top frame: Phas deg
 Vector averaged cross-power spectrum Several baselines displayed
 Timerange: 00/14:09:51 to 00/14:11:30

Plot file version 429 created 13-FEB-2023 17:06:59

J0958+65 EW029D 1.UVDATA.1

Freq = 4.9270 GHz, Bw = 32.000 MH

No calibration applied and no bandpass applied



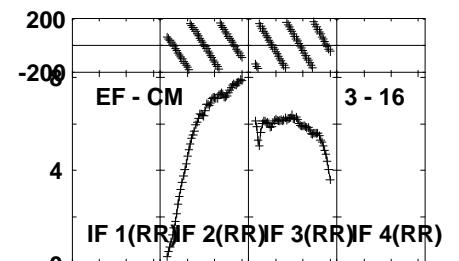
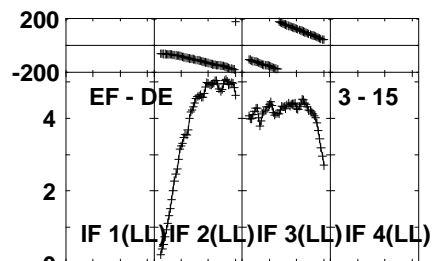
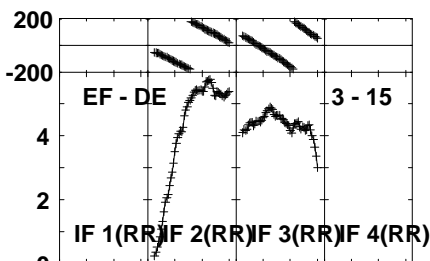
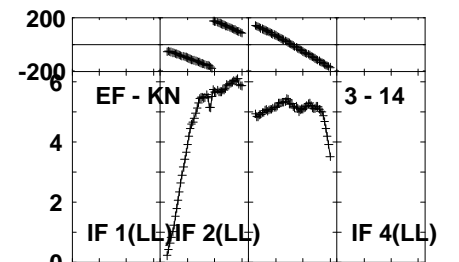
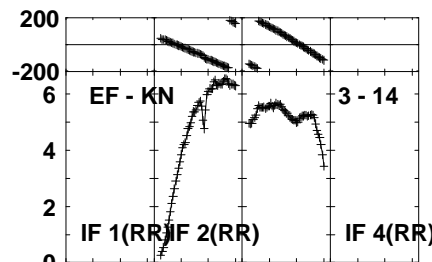
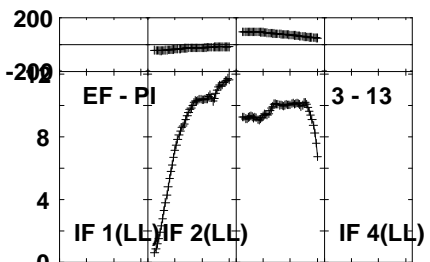
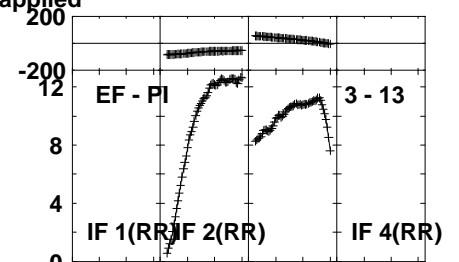
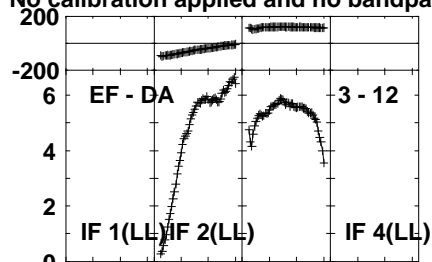
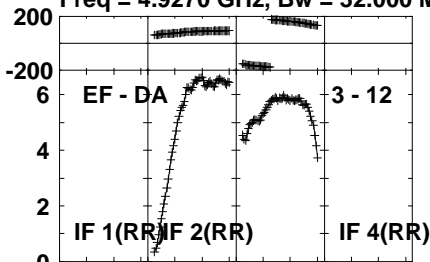
Lower frame: Milli Ampl Jy Top frame: Phas deg
Vector averaged cross-power spectrum Several baselines displayed
Timerange: 00/14:09:51 to 00/14:11:30

Plot file version 430 created 13-FEB-2023 17:06:59

J0958+65 EW029D 1.UVDATA.1

Freq = 4.9270 GHz, Bw = 32.000 MH

No calibration applied and no bandpass applied

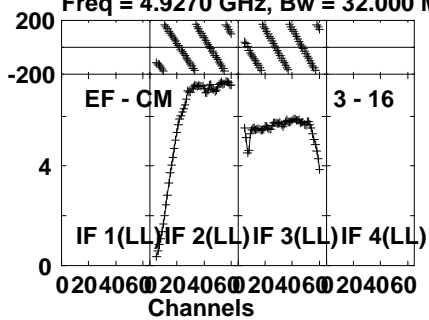


Lower frame: Milli Ampl Jy Top frame: Phas deg
Vector averaged cross-power spectrum Several baselines displayed
Timerange: 00/14:09:51 to 00/14:11:30

Plot file version 431 created 13-FEB-2023 17:06:59

J0958+65 EW029D 1.UVDATA.1

Freq = 4.9270 GHz, Bw = 32.000 MH No calibration applied and no bandpass applied



Lower frame: Milli Ampl Jy Top frame: Phas deg

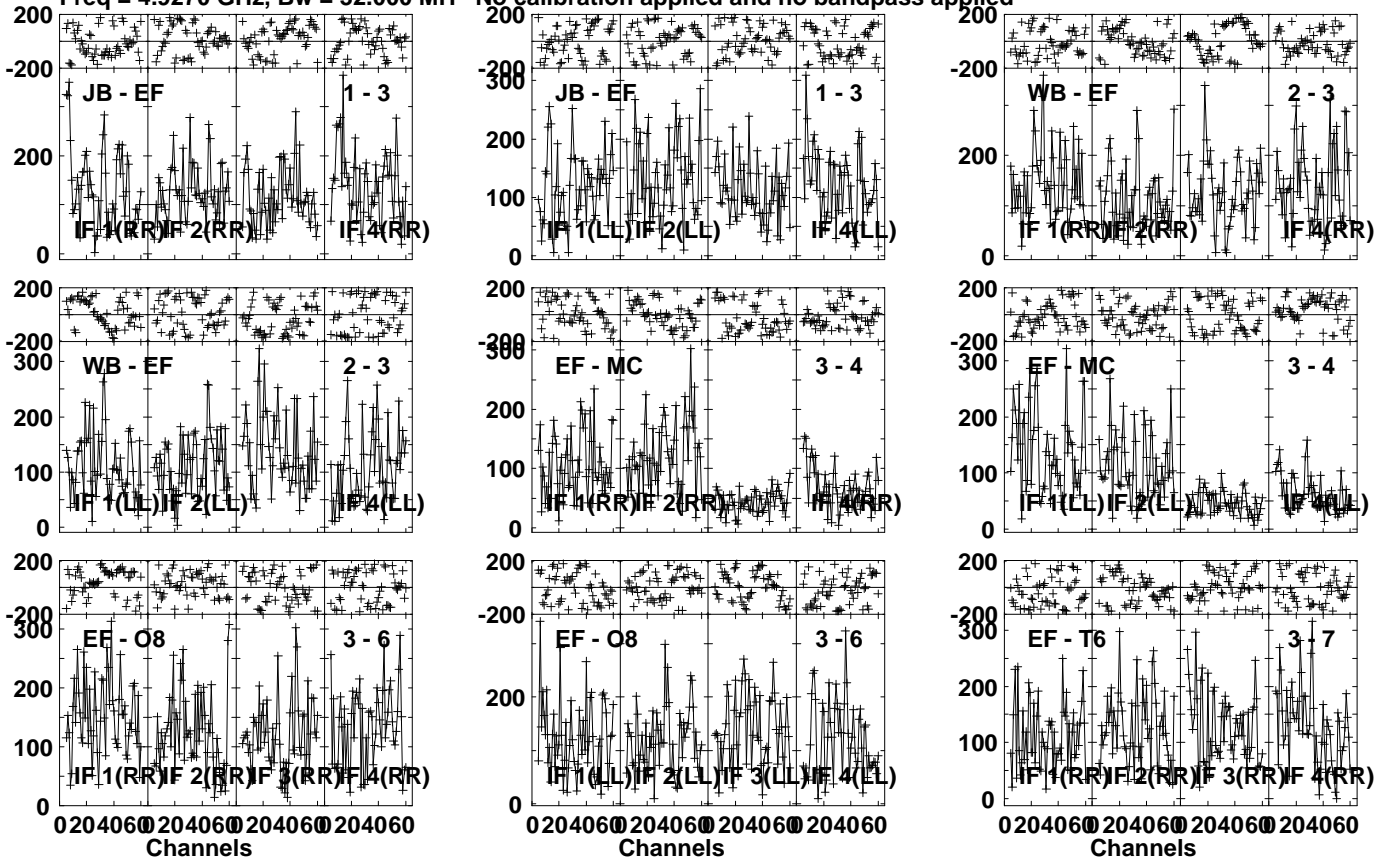
Vector averaged cross-power spectrum Several baselines displayed

Timerange: 00/14:09:51 to 00/14:11:30

Plot file version 432 created 13-FEB-2023 17:06:59

EW02900 EW029D 1.UVDATA.1

Freq = 4.9270 GHz, Bw = 32.000 MH No calibration applied and no bandpass applied

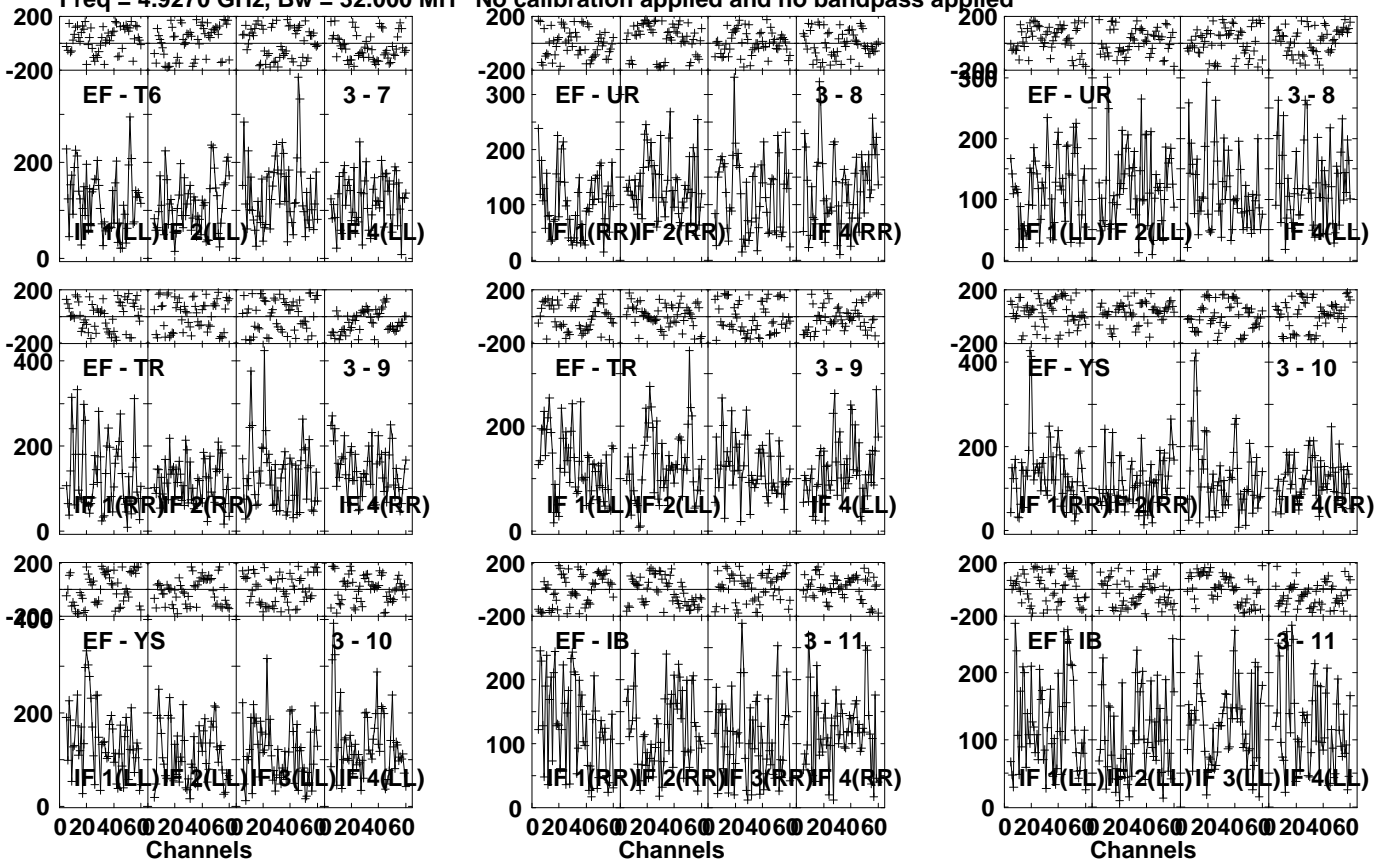


Lower frame: Micro Ampl Jy Top frame: Phas deg
Vector averaged cross-power spectrum Several baselines displayed
Timerange: 00/14:11:30 to 00/14:16:00

Plot file version 433 created 13-FEB-2023 17:06:59

EW02900 EW029D 1.UVDATA.1

Freq = 4.9270 GHz, Bw = 32.000 MH No calibration applied and no bandpass applied



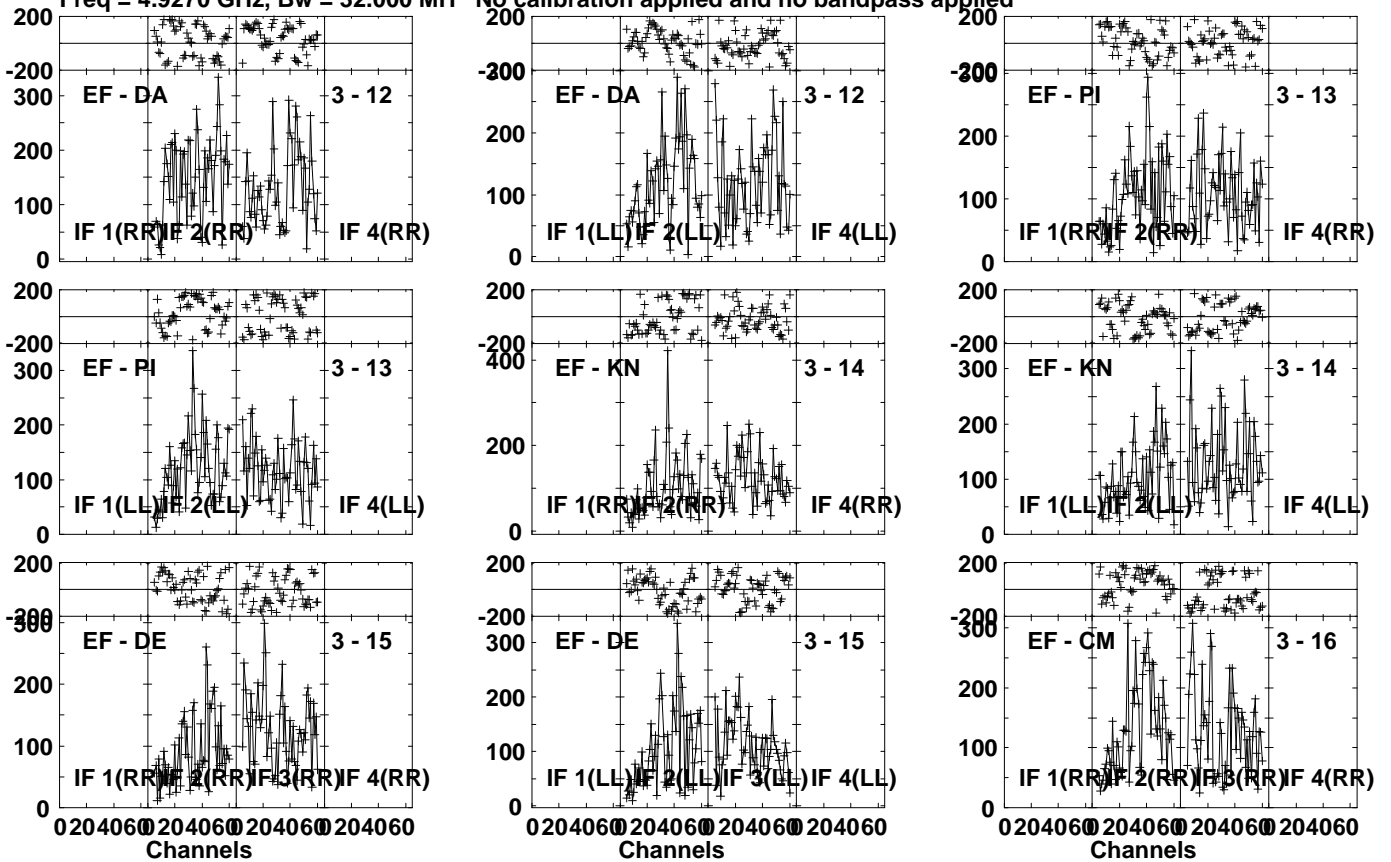
Lower frame: Micro Ampl Jy Top frame: Phas deg
Vector averaged cross-power spectrum Several baselines displayed
Timerange: 00/14:11:30 to 00/14:16:00

Plot file version 434 created 13-FEB-2023 17:06:59

EW02900 EW029D 1.UVDATA.1

Freq = 4.9270 GHz, Bw = 32.000 MH

No calibration applied and no bandpass applied

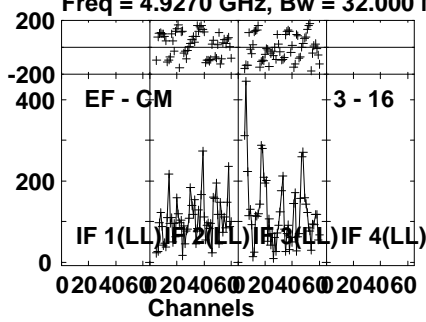


Lower frame: Micro Ampl Jy Top frame: Phas deg
Vector averaged cross-power spectrum Several baselines displayed
Timerange: 00/14:11:30 to 00/14:16:00

Plot file version 435 created 13-FEB-2023 17:06:59

EW02900 EW029D 1.UVDATA.1

Freq = 4.9270 GHz, Bw = 32.000 MH No calibration applied and no bandpass applied



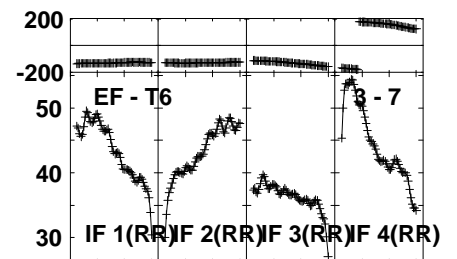
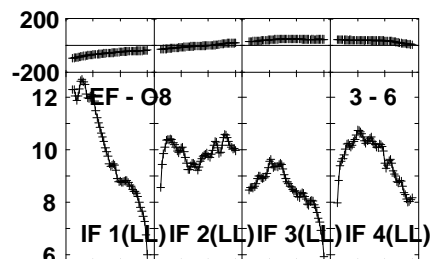
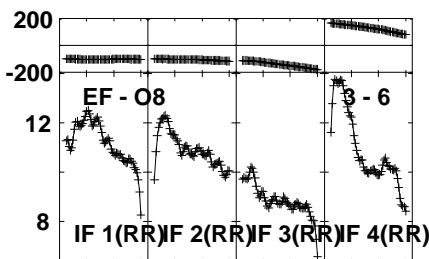
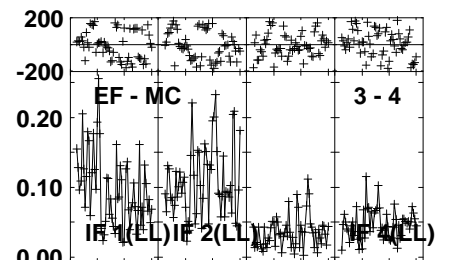
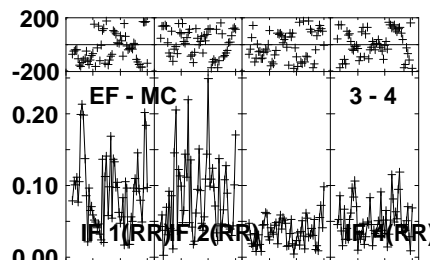
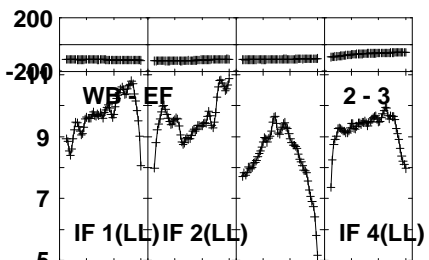
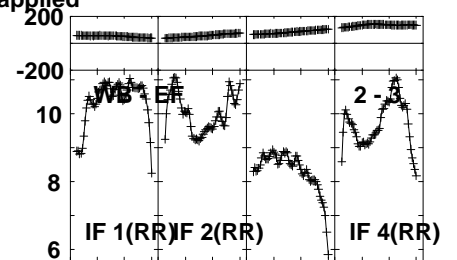
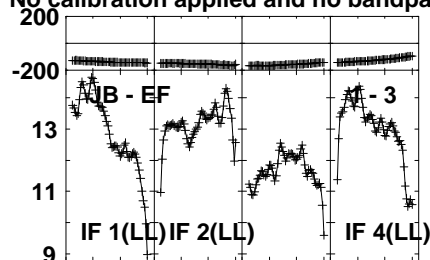
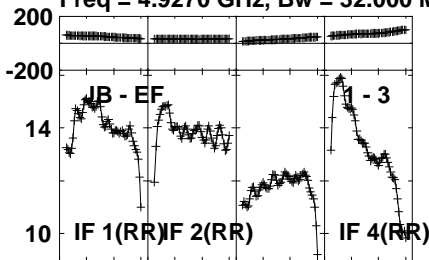
Lower frame: Micro Ampl Jy Top frame: Phas deg
Vector averaged cross-power spectrum Several baselines displayed
Timerange: 00/14:11:30 to 00/14:16:00

Plot file version 436 created 13-FEB-2023 17:06:59

J0958+65 EW029D 1.UVDATA.1

Freq = 4.9270 GHz, Bw = 32.000 MH

No calibration applied and no bandpass applied



0204060 204060 204060 204060
Channels

0204060 204060 204060 204060
Channels

0204060 204060 204060 204060
Channels

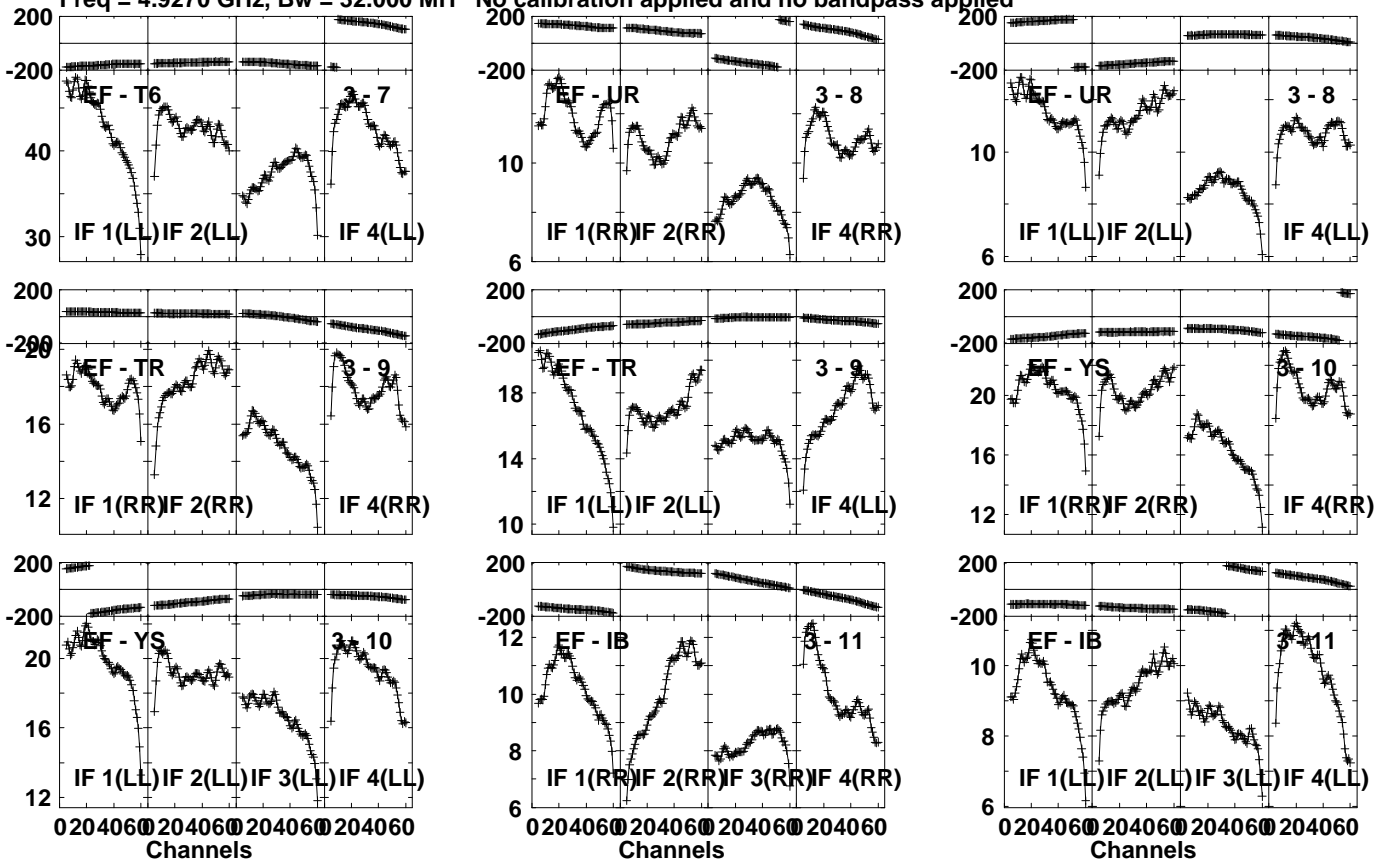
Lower frame: Milli Ampl Jy Top frame: Phas deg
Vector averaged cross-power spectrum Several baselines displayed
Timerange: 00/14:16:01 to 00/14:18:29

Plot file version 437 created 13-FEB-2023 17:07:00

J0958+65 EW029D 1.UVDATA.1

Freq = 4.9270 GHz, Bw = 32.000 MH

No calibration applied and no bandpass applied



Lower frame: Milli Ampl Jy Top frame: Phas deg

Vector averaged cross-power spectrum Several baselines displayed

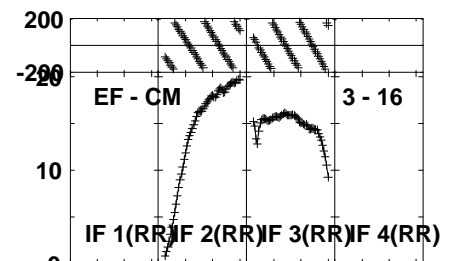
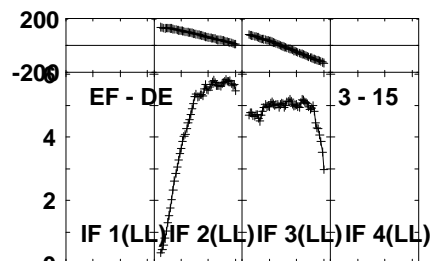
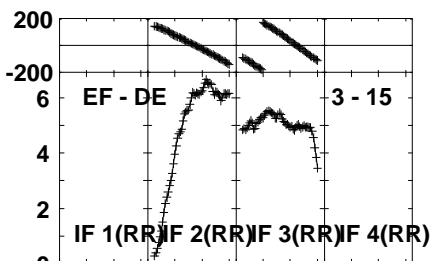
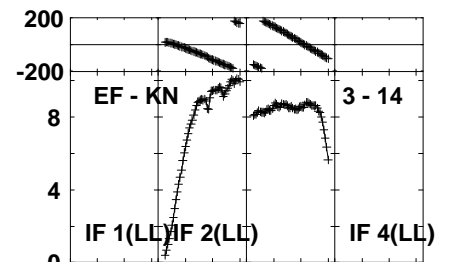
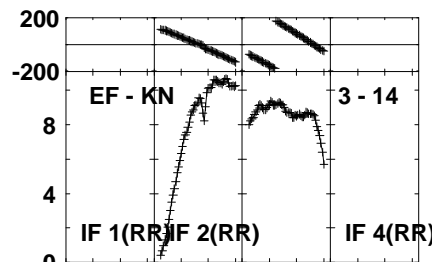
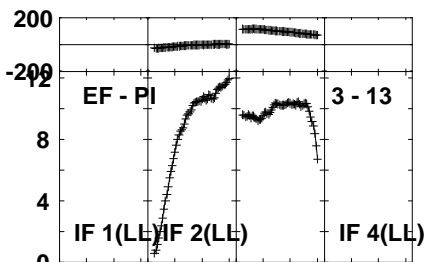
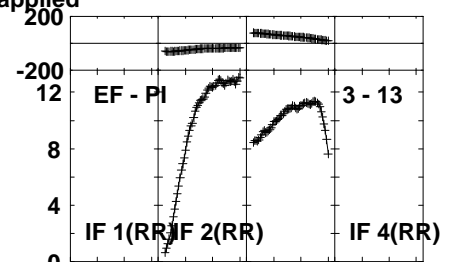
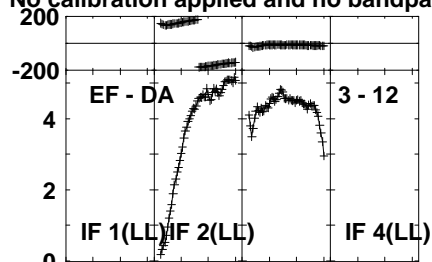
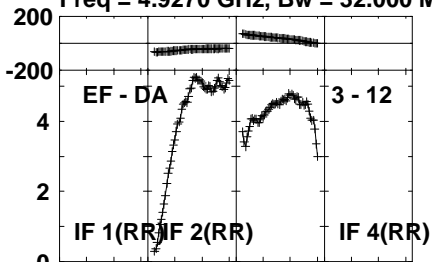
Timerange: 00/14:16:01 to 00/14:18:29

Plot file version 438 created 13-FEB-2023 17:07:00

J0958+65 EW029D 1.UVDATA.1

Freq = 4.9270 GHz, Bw = 32.000 MH

No calibration applied and no bandpass applied

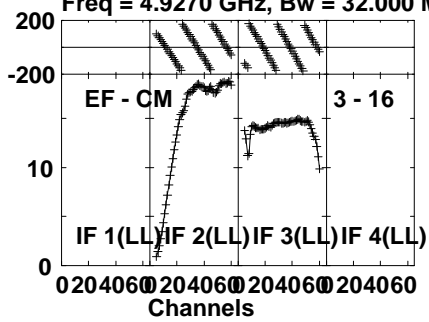


Lower frame: Milli Ampl Jy Top frame: Phas deg
Vector averaged cross-power spectrum Several baselines displayed
Timerange: 00/14:16:01 to 00/14:18:29

Plot file version 439 created 13-FEB-2023 17:07:00

J0958+65 EW029D 1.UVDATA.1

Freq = 4.9270 GHz, Bw = 32.000 MH No calibration applied and no bandpass applied



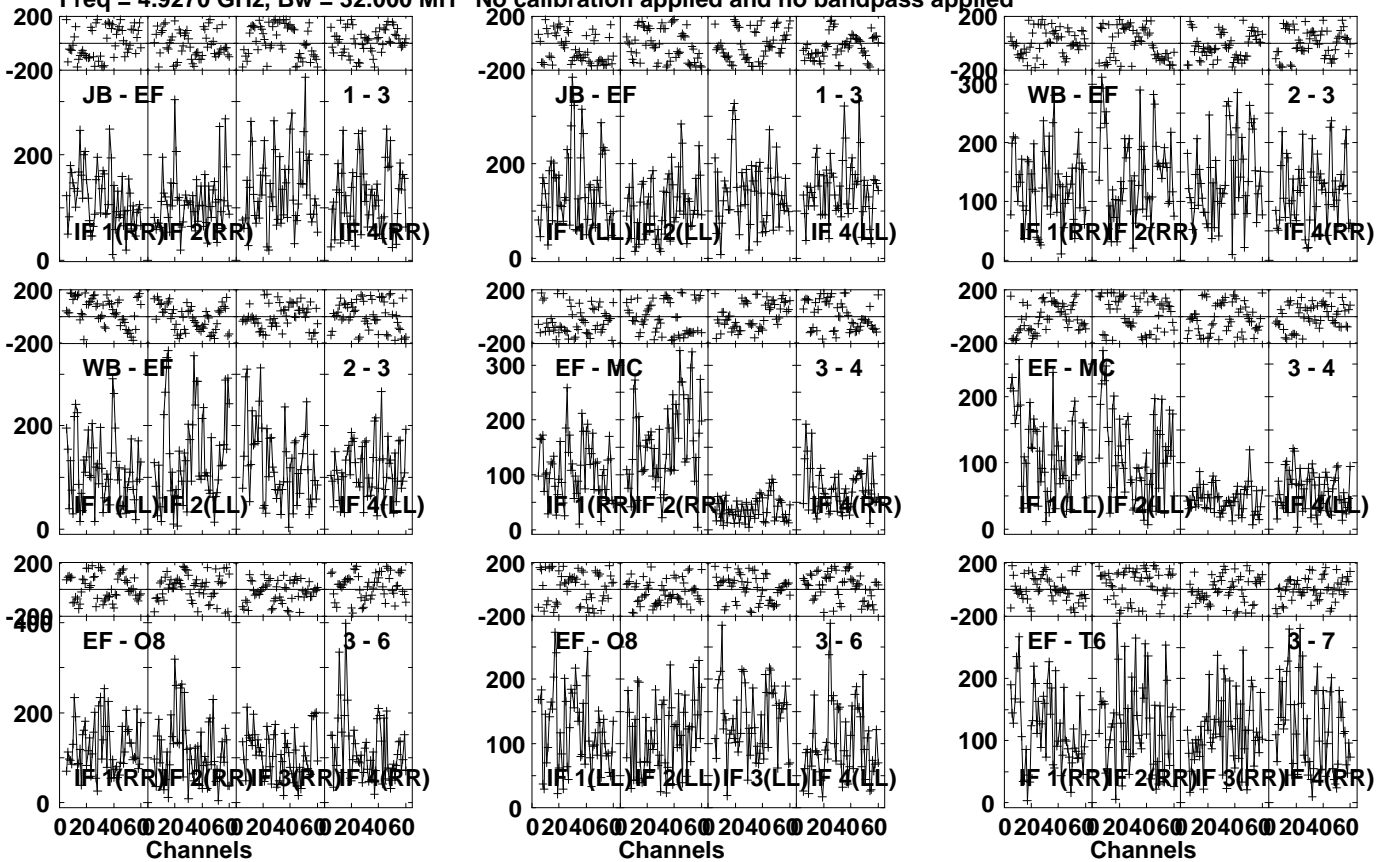
Lower frame: Milli Ampl Jy Top frame: Phas deg
Vector averaged cross-power spectrum Several baselines displayed
Timerange: 00/14:16:01 to 00/14:18:29

Plot file version 440 created 13-FEB-2023 17:07:00

EW02900 EW029D 1.UVDATA.1

Freq = 4.9270 GHz, Bw = 32.000 MH

No calibration applied and no bandpass applied

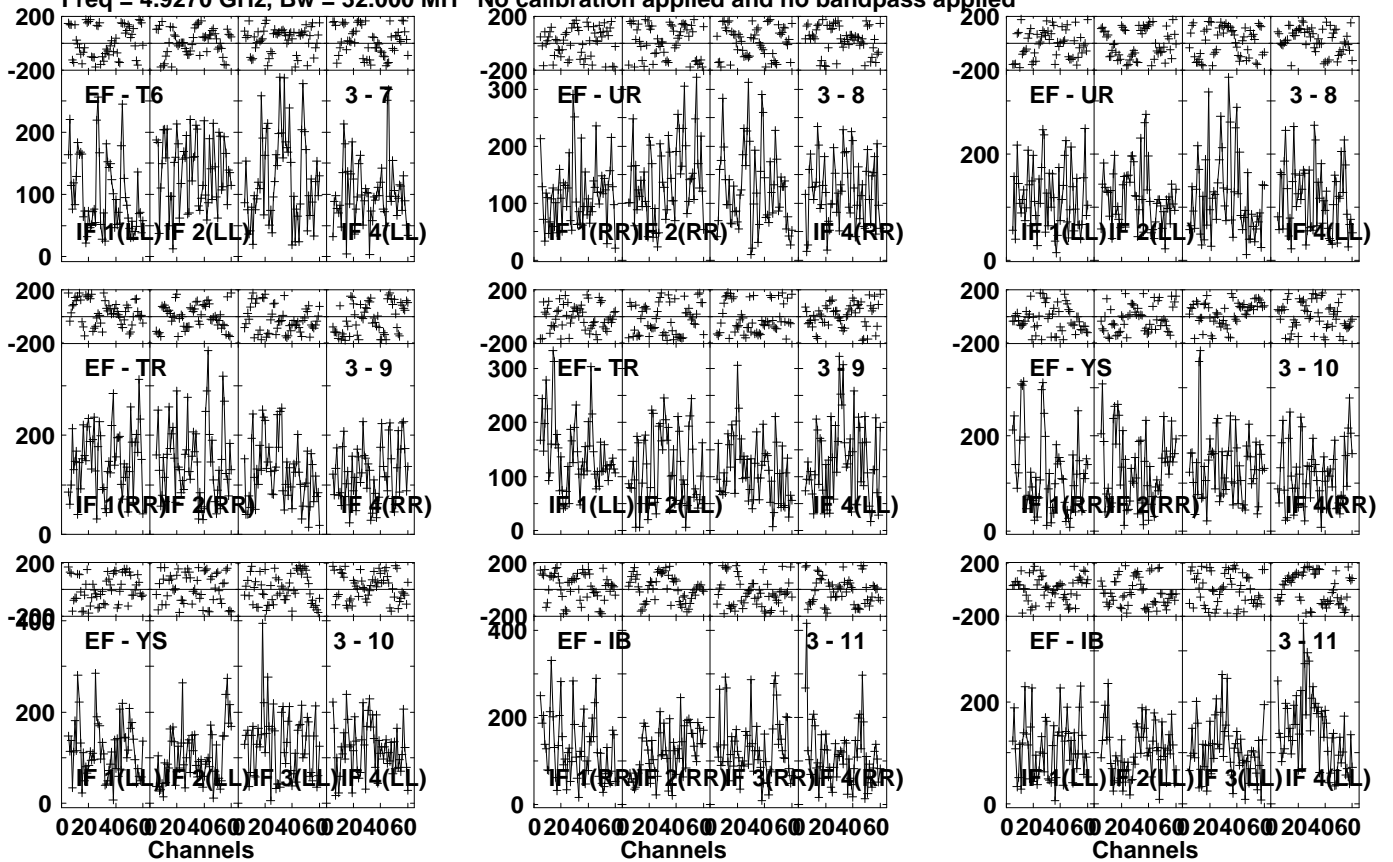


Lower frame: Micro Ampl Jy Top frame: Phas deg
Vector averaged cross-power spectrum Several baselines displayed
Timerange: 00/14:18:30 to 00/14:23:00

Plot file version 441 created 13-FEB-2023 17:07:00

EW02900 EW029D 1.UVDATA.1

Freq = 4.9270 GHz, Bw = 32.000 MH No calibration applied and no bandpass applied

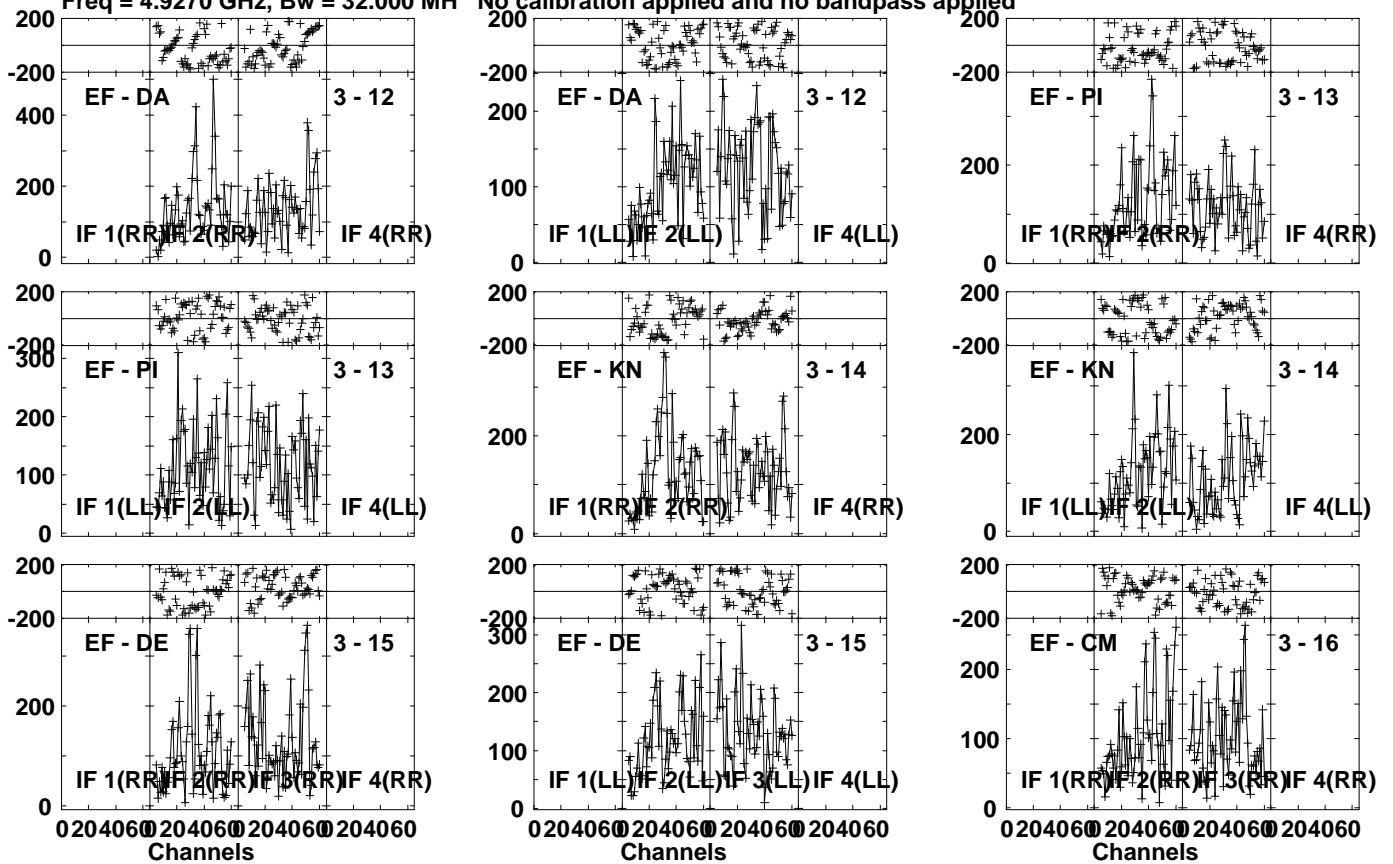


Lower frame: Micro Ampl Jy Top frame: Phas deg
Vector averaged cross-power spectrum Several baselines displayed
Timerange: 00/14:18:30 to 00/14:23:00

Plot file version 442 created 13-FEB-2023 17:07:00

EW02900 EW029D 1.UVDATA.1

Freq = 4.9270 GHz, Bw = 32.000 MH No calibration applied and no bandpass applied

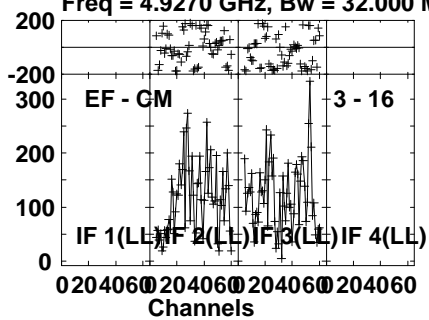


Lower frame: Micro Ampl Jy Top frame: Phas deg
Vector averaged cross-power spectrum Several baselines displayed
Timerange: 00/14:18:30 to 00/14:23:00

Plot file version 443 created 13-FEB-2023 17:07:00

EW02900 EW029D 1.UVDATA.1

Freq = 4.9270 GHz, Bw = 32.000 MH No calibration applied and no bandpass applied



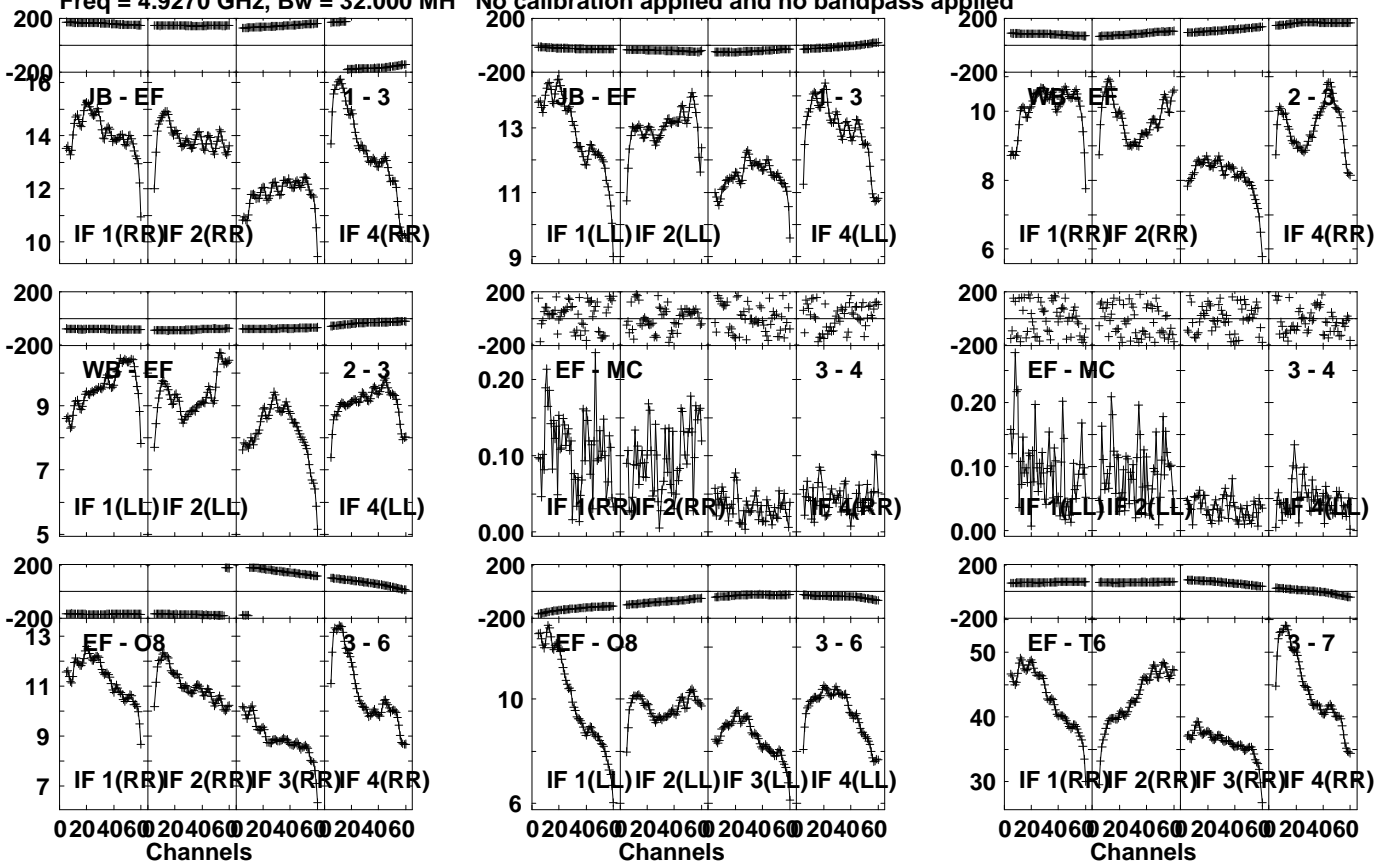
Lower frame: Micro Ampl Jy Top frame: Phas deg
Vector averaged cross-power spectrum Several baselines displayed
Timerange: 00/14:18:30 to 00/14:23:00

Plot file version 444 created 13-FEB-2023 17:07:01

J0958+65 EW029D 1.UVDATA.1

Freq = 4.9270 GHz, Bw = 32.000 MH

No calibration applied and no bandpass applied



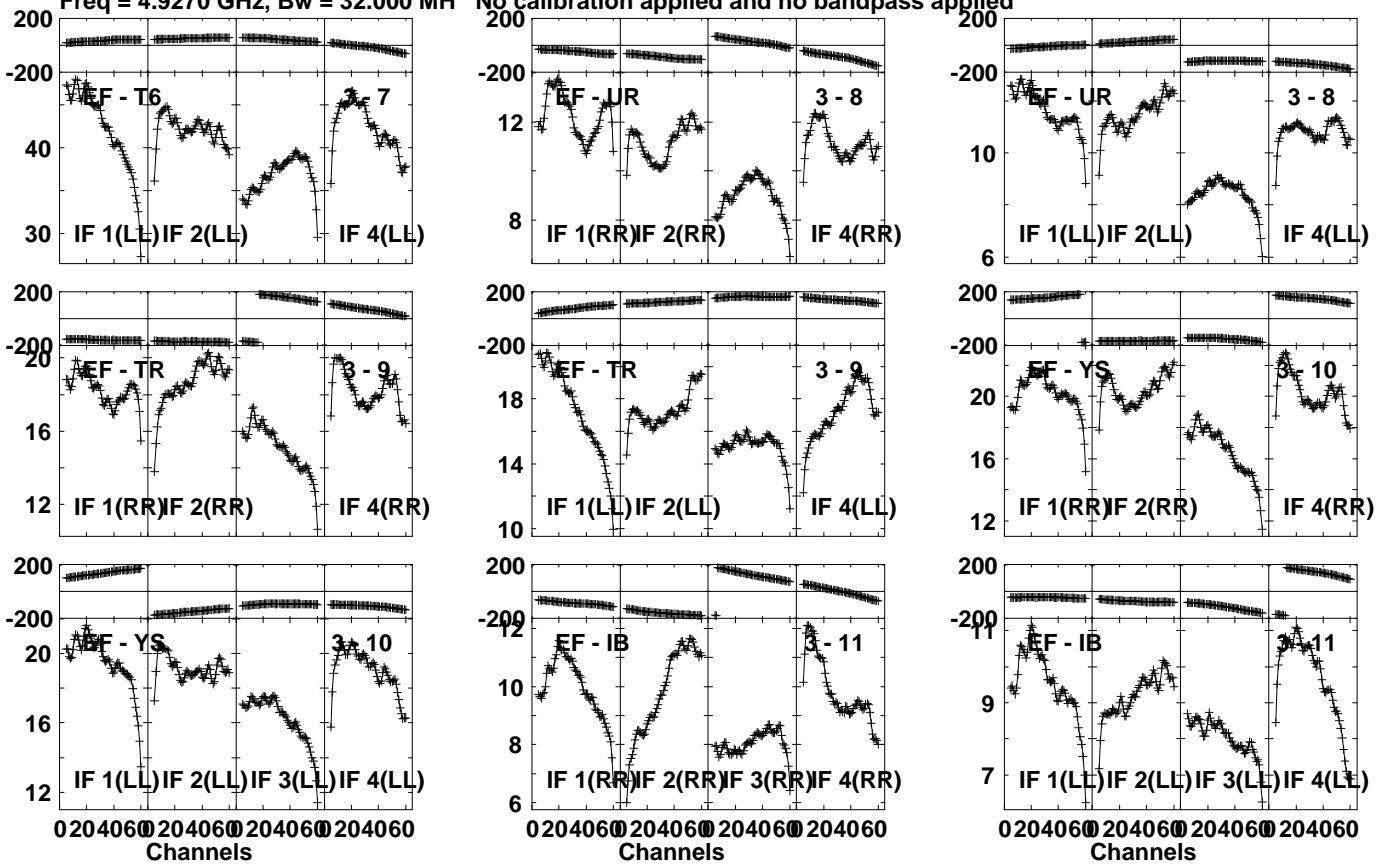
Lower frame: Milli Ampl Jy Top frame: Phas deg
 Vector averaged cross-power spectrum Several baselines displayed
 Timerange: 00/14:23:51 to 00/14:25:30

Plot file version 445 created 13-FEB-2023 17:07:01

J0958+65 EW029D 1.UVDATA.1

Freq = 4.9270 GHz, Bw = 32.000 MH

No calibration applied and no bandpass applied



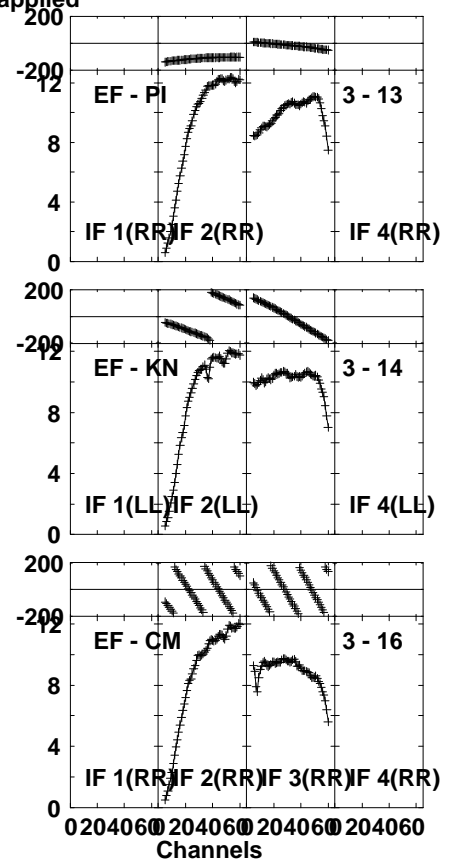
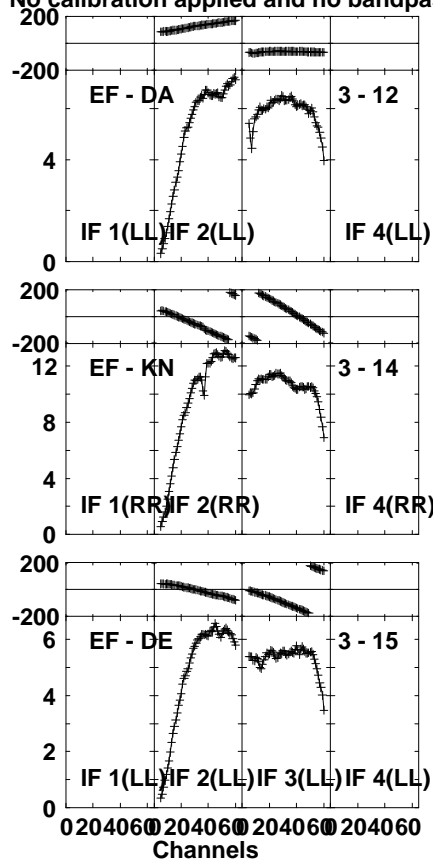
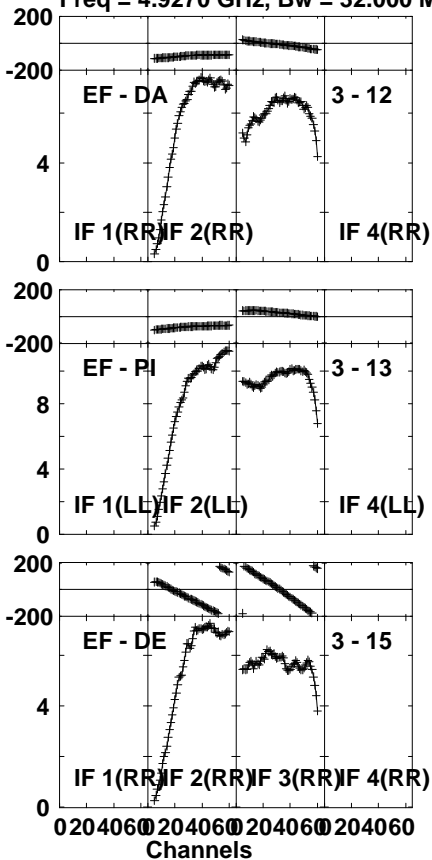
Lower frame: Milli Ampl Jy Top frame: Phas deg
Vector averaged cross-power spectrum Several baselines displayed
Timerange: 00/14:23:51 to 00/14:25:30

Plot file version 446 created 13-FEB-2023 17:07:01

J0958+65 EW029D 1.UVDATA.1

Freq = 4.9270 GHz, Bw = 32.000 MH

No calibration applied and no bandpass applied



Lower frame: Milli Ampl Jy Top frame: Phas deg

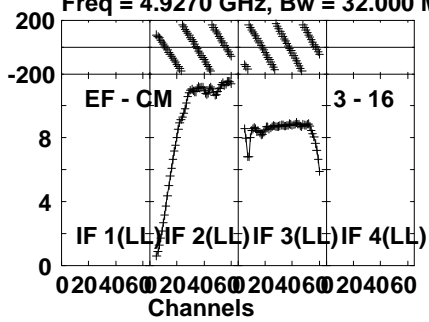
Vector averaged cross-power spectrum Several baselines displayed

Timerange: 00/14:23:51 to 00/14:25:30

Plot file version 447 created 13-FEB-2023 17:07:01

J0958+65 EW029D 1.UVDATA.1

Freq = 4.9270 GHz, Bw = 32.000 MH No calibration applied and no bandpass applied



Lower frame: Milli Ampl Jy Top frame: Phas deg

Vector averaged cross-power spectrum Several baselines displayed

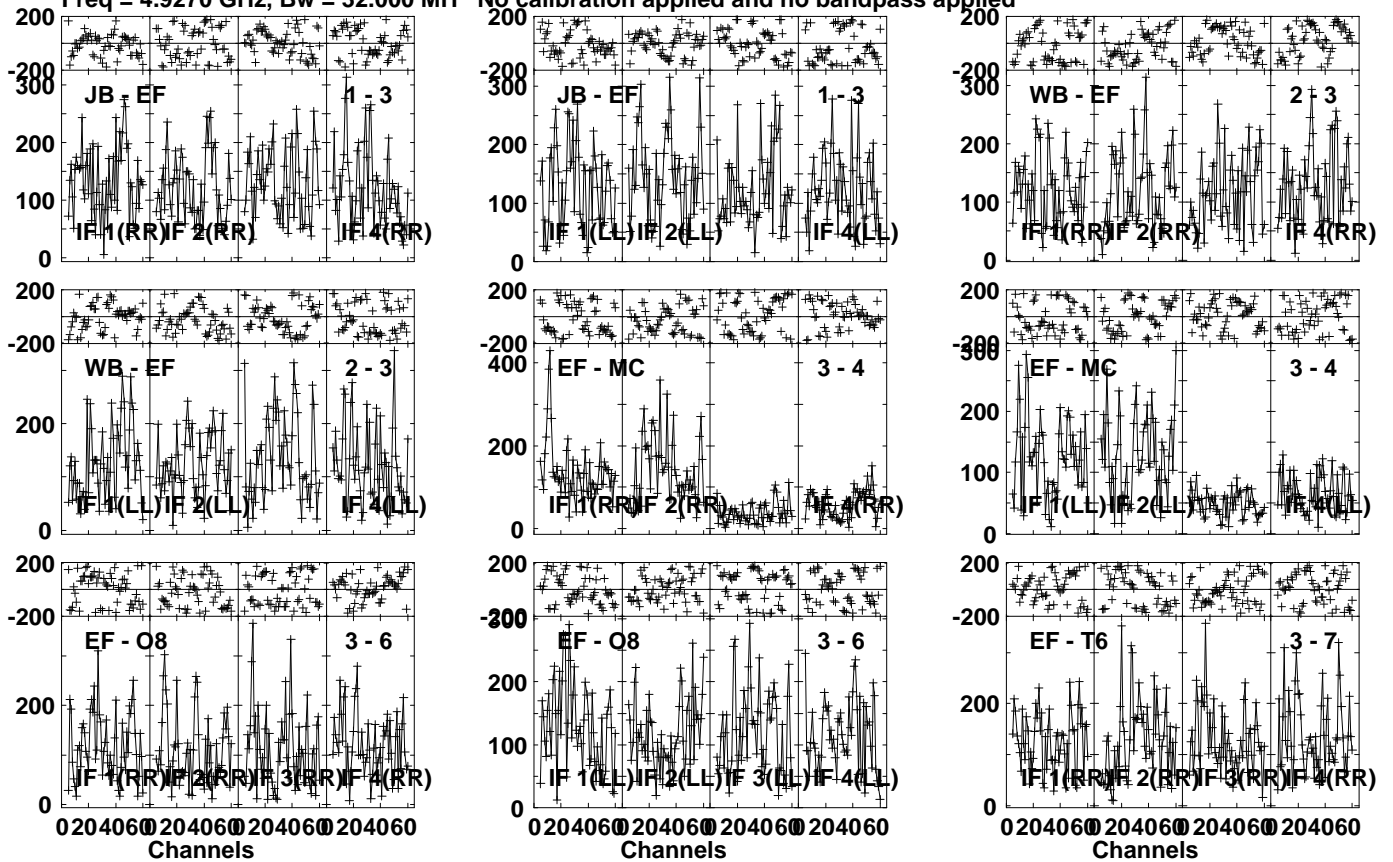
Timerange: 00/14:23:51 to 00/14:25:30

Plot file version 448 created 13-FEB-2023 17:07:01

EW02900 EW029D 1.UVDATA.1

Freq = 4.9270 GHz, Bw = 32.000 MH

No calibration applied and no bandpass applied

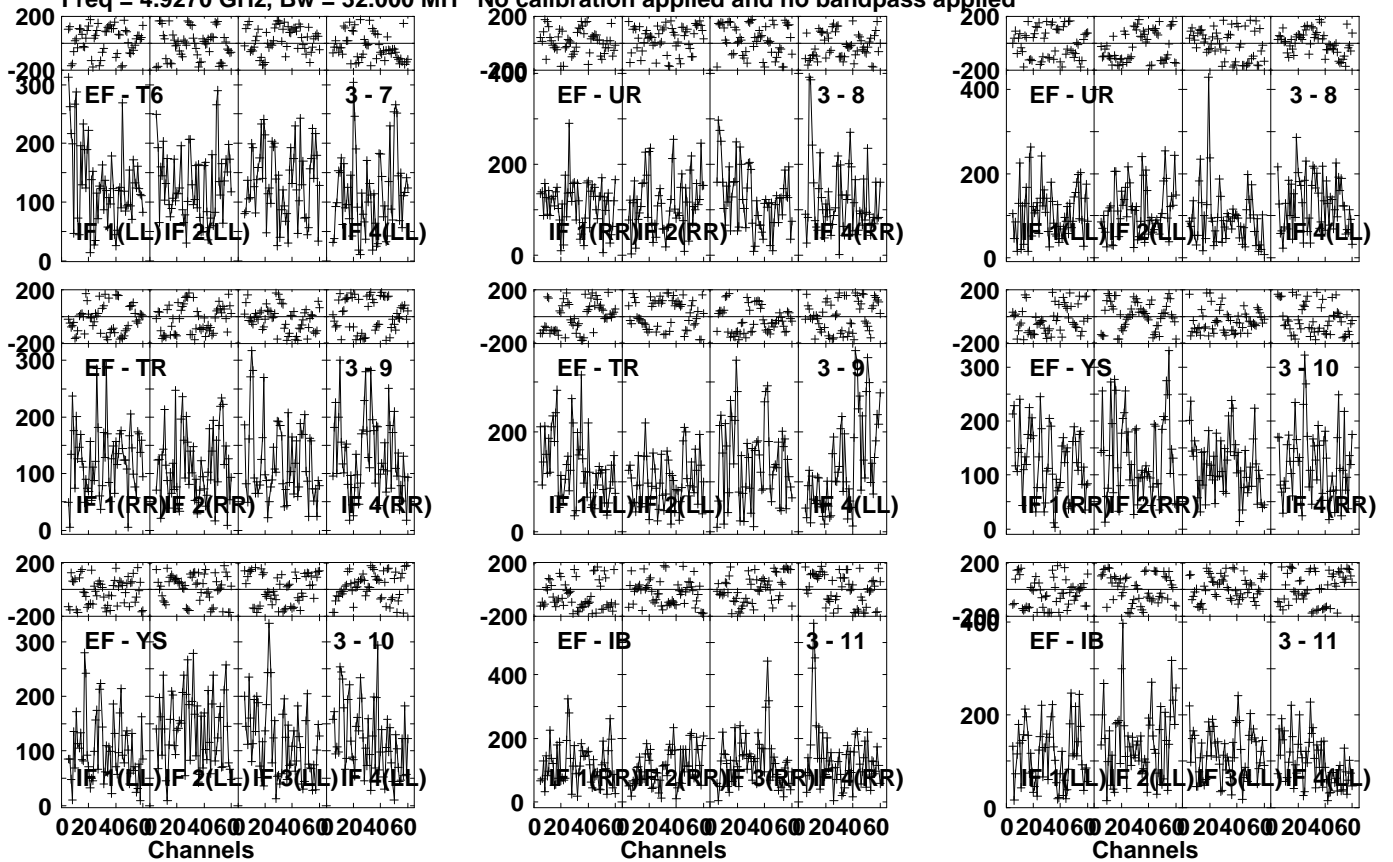


Lower frame: Micro Ampl Jy Top frame: Phas deg
Vector averaged cross-power spectrum Several baselines displayed
Timerange: 00/14:25:30 to 00/14:30:00

Plot file version 449 created 13-FEB-2023 17:07:01

EW02900 EW029D 1.UVDATA.1

Freq = 4.9270 GHz, Bw = 32.000 MH No calibration applied and no bandpass applied



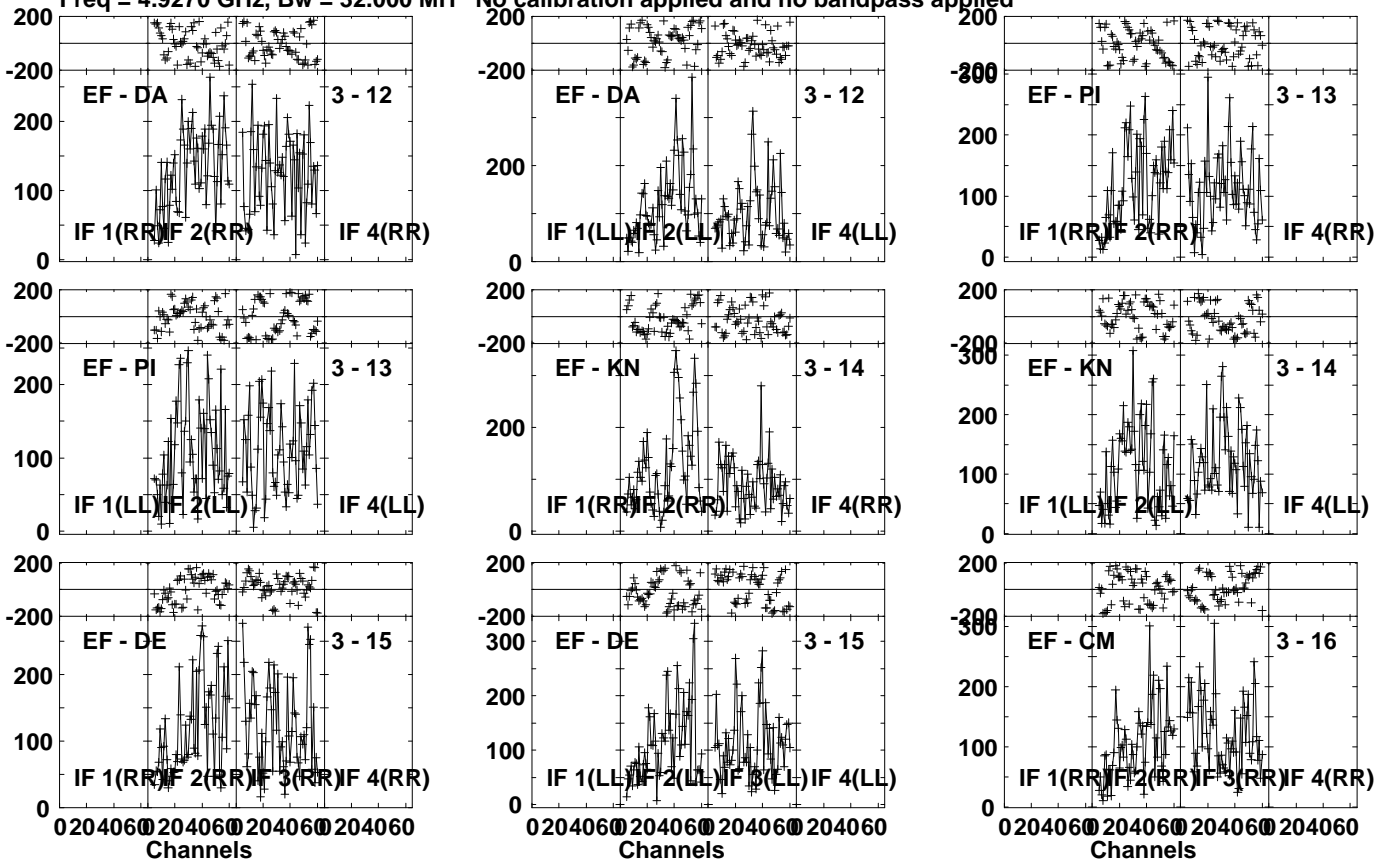
Lower frame: Micro Ampl Jy Top frame: Phas deg
Vector averaged cross-power spectrum Several baselines displayed
Timerange: 00/14:25:30 to 00/14:30:00

Plot file version 450 created 13-FEB-2023 17:07:01

EW02900 EW029D 1.UVDATA.1

Freq = 4.9270 GHz, Bw = 32.000 MH

No calibration applied and no bandpass applied

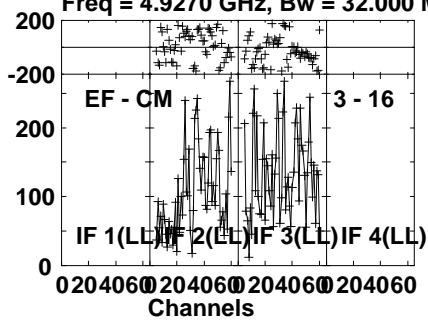


Lower frame: Micro Ampl Jy Top frame: Phas deg
Vector averaged cross-power spectrum Several baselines displayed
Timerange: 00/14:25:30 to 00/14:30:00

Plot file version 451 created 13-FEB-2023 17:07:01

EW02900 EW029D 1.UVDATA.1

Freq = 4.9270 GHz, Bw = 32.000 MH No calibration applied and no bandpass applied



Lower frame: Micro Ampl Jy Top frame: Phas deg

Vector averaged cross-power spectrum Several baselines displayed

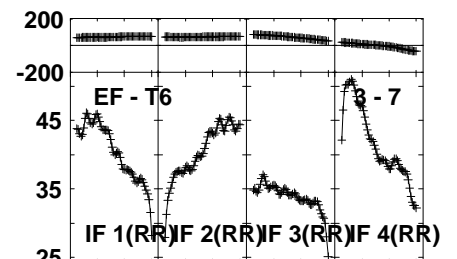
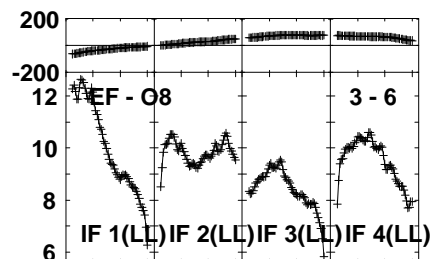
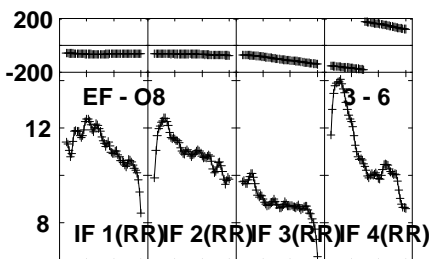
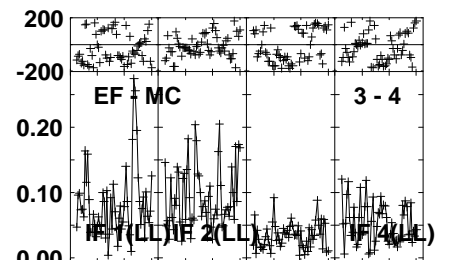
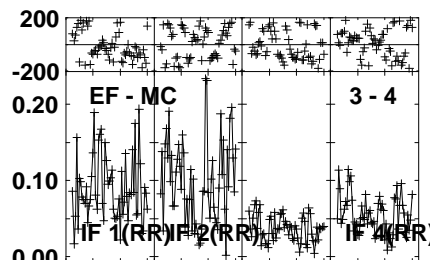
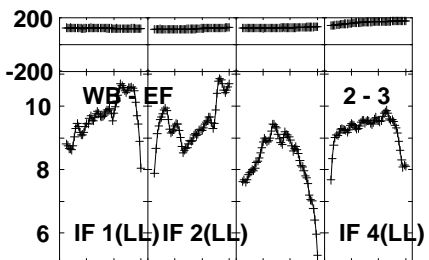
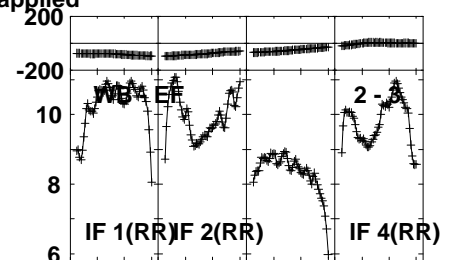
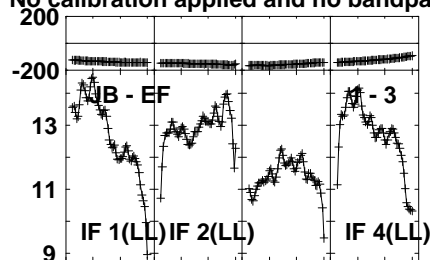
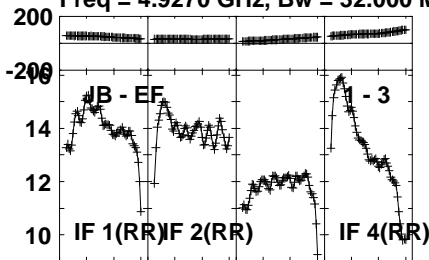
Timerange: 00/14:25:30 to 00/14:30:00

Plot file version 452 created 13-FEB-2023 17:07:01

J0958+65 EW029D 1.UVDATA.1

Freq = 4.9270 GHz, Bw = 32.000 MH

No calibration applied and no bandpass applied



0204060 204060 204060 204060
Channels

0204060 204060 204060 204060
Channels

0204060 204060 204060 204060
Channels

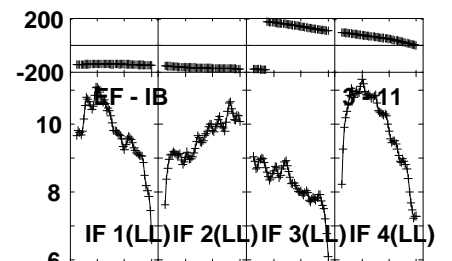
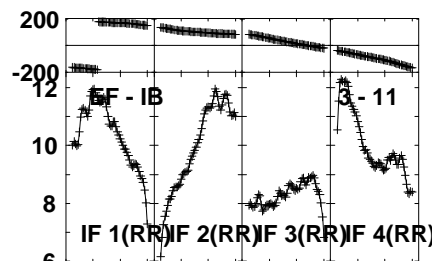
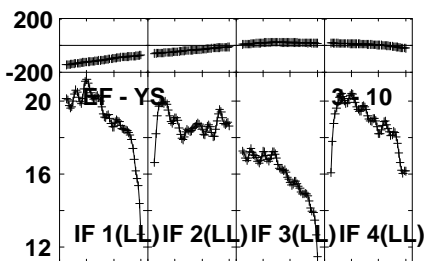
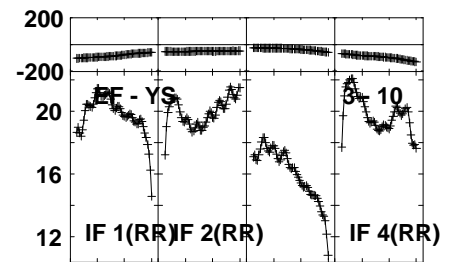
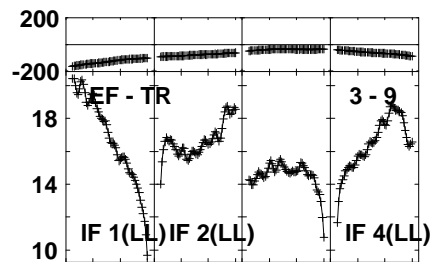
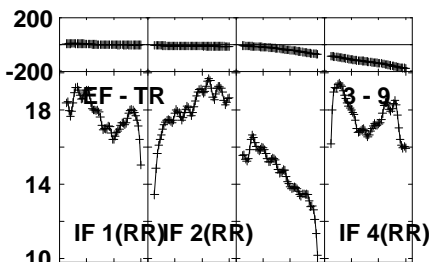
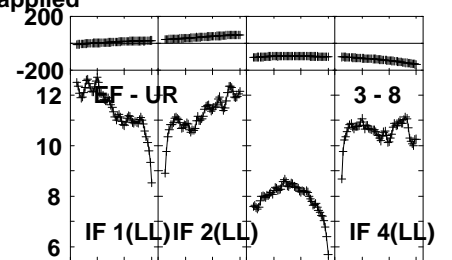
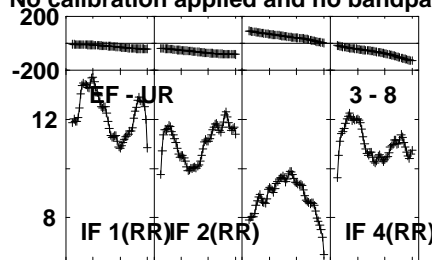
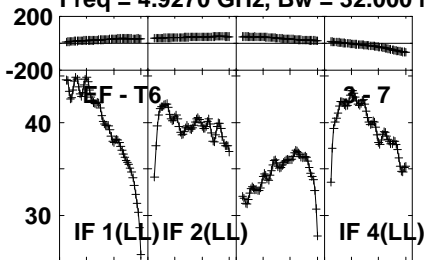
Lower frame: Milli Ampl Jy Top frame: Phas deg
Vector averaged cross-power spectrum Several baselines displayed
Timerange: 00/14:30:51 to 00/14:32:30

Plot file version 453 created 13-FEB-2023 17:07:02

J0958+65 EW029D 1.UVDATA.1

Freq = 4.9270 GHz, Bw = 32.000 MH

No calibration applied and no bandpass applied



0204060 204060 204060 204060
Channels

0204060 204060 204060 204060
Channels

0204060 204060 204060 204060
Channels

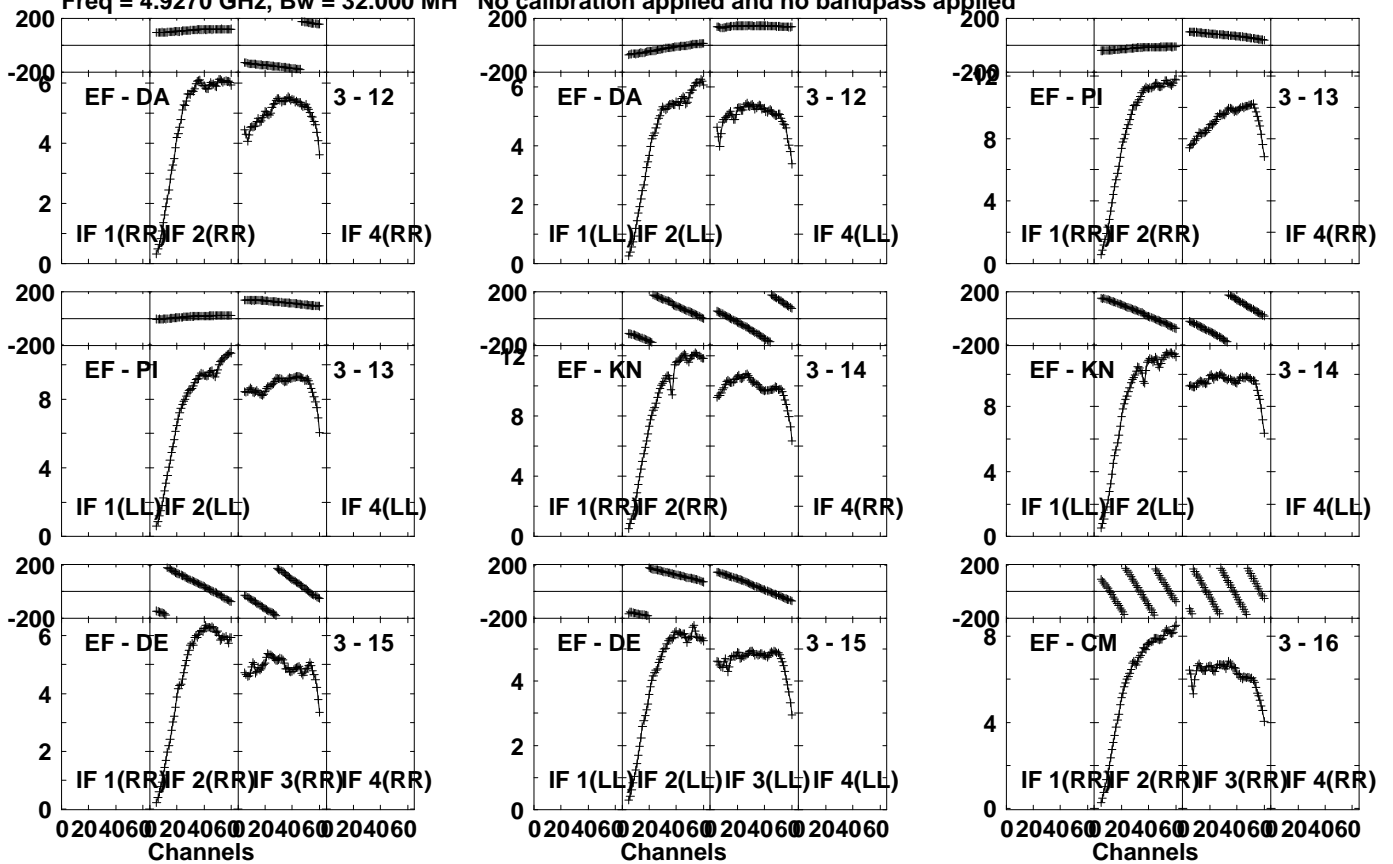
Lower frame: Milli Ampl Jy Top frame: Phas deg
Vector averaged cross-power spectrum Several baselines displayed
Timerange: 00/14:30:51 to 00/14:32:30

Plot file version 454 created 13-FEB-2023 17:07:02

J0958+65 EW029D 1.UVDATA.1

Freq = 4.9270 GHz, Bw = 32.000 MH

No calibration applied and no bandpass applied

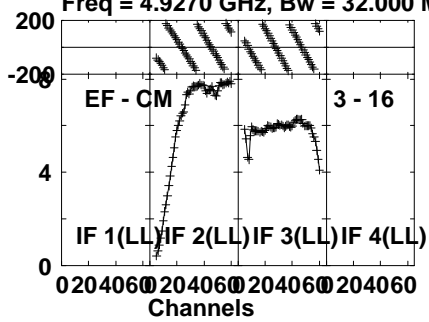


Lower frame: Milli Ampl Jy Top frame: Phas deg
Vector averaged cross-power spectrum Several baselines displayed
Timerange: 00/14:30:51 to 00/14:32:30

Plot file version 455 created 13-FEB-2023 17:07:02

J0958+65 EW029D 1.UVDATA.1

Freq = 4.9270 GHz, Bw = 32.000 MH No calibration applied and no bandpass applied



Lower frame: Milli Ampl Jy Top frame: Phas deg

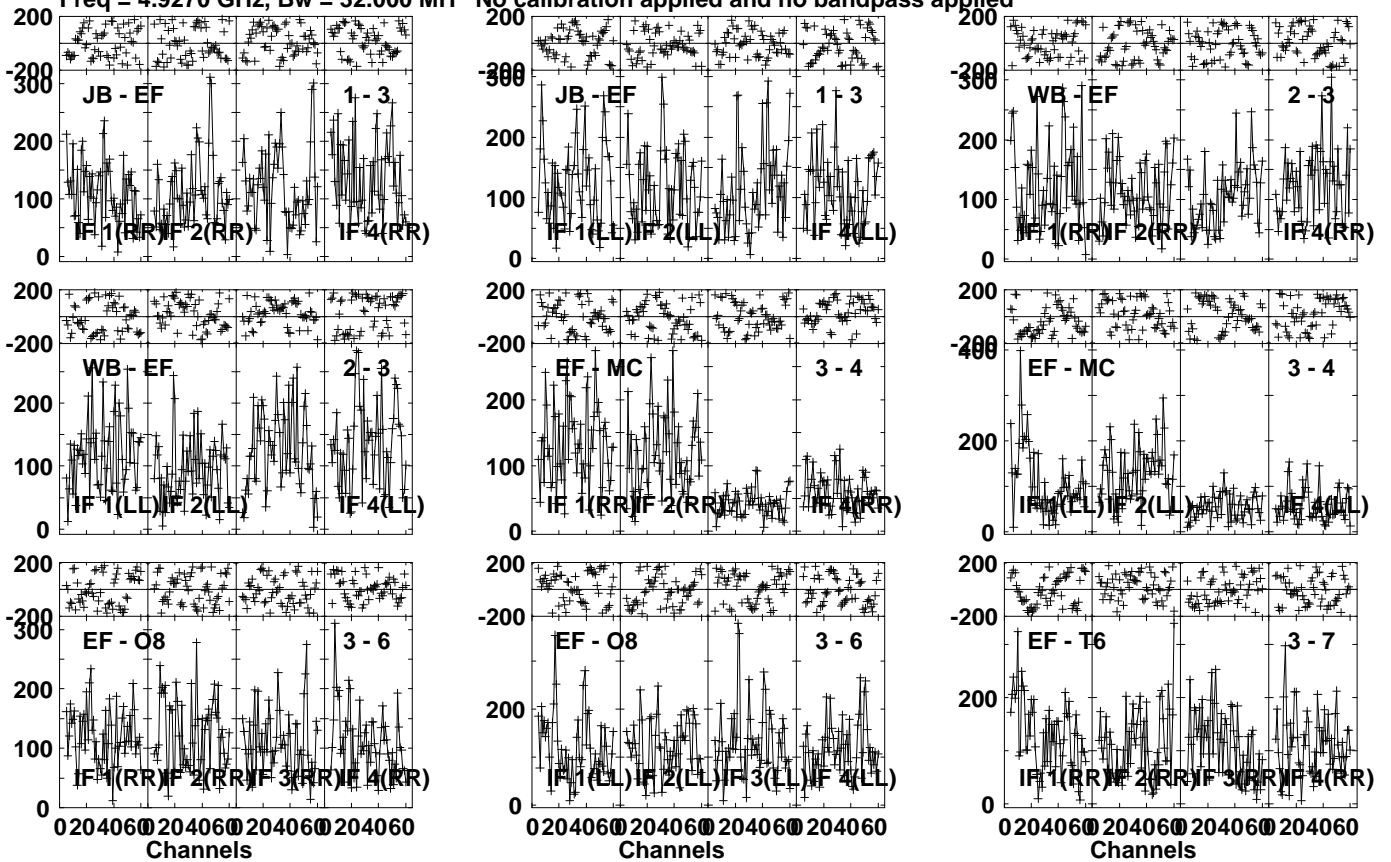
Vector averaged cross-power spectrum Several baselines displayed

Timerange: 00/14:30:51 to 00/14:32:30

Plot file version 456 created 13-FEB-2023 17:07:02

EW02900 EW029D 1.UVDATA.1

Freq = 4.9270 GHz, Bw = 32.000 MH No calibration applied and no bandpass applied

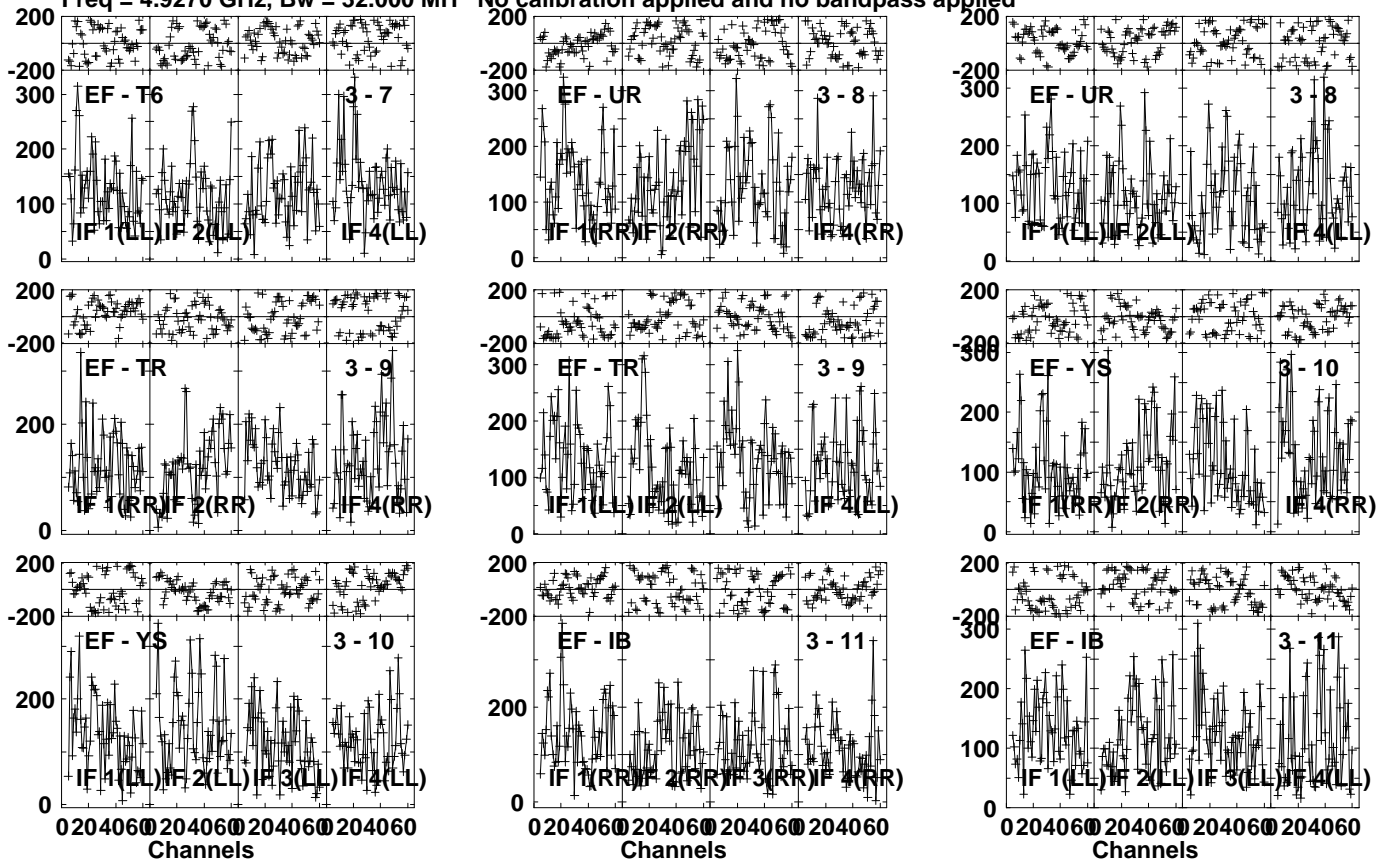


Lower frame: Micro Ampl Jy Top frame: Phas deg
Vector averaged cross-power spectrum Several baselines displayed
Timerange: 00/14:32:30 to 00/14:36:59

Plot file version 457 created 13-FEB-2023 17:07:02

EW02900 EW029D 1.UVDATA.1

Freq = 4.9270 GHz, Bw = 32.000 MH No calibration applied and no bandpass applied

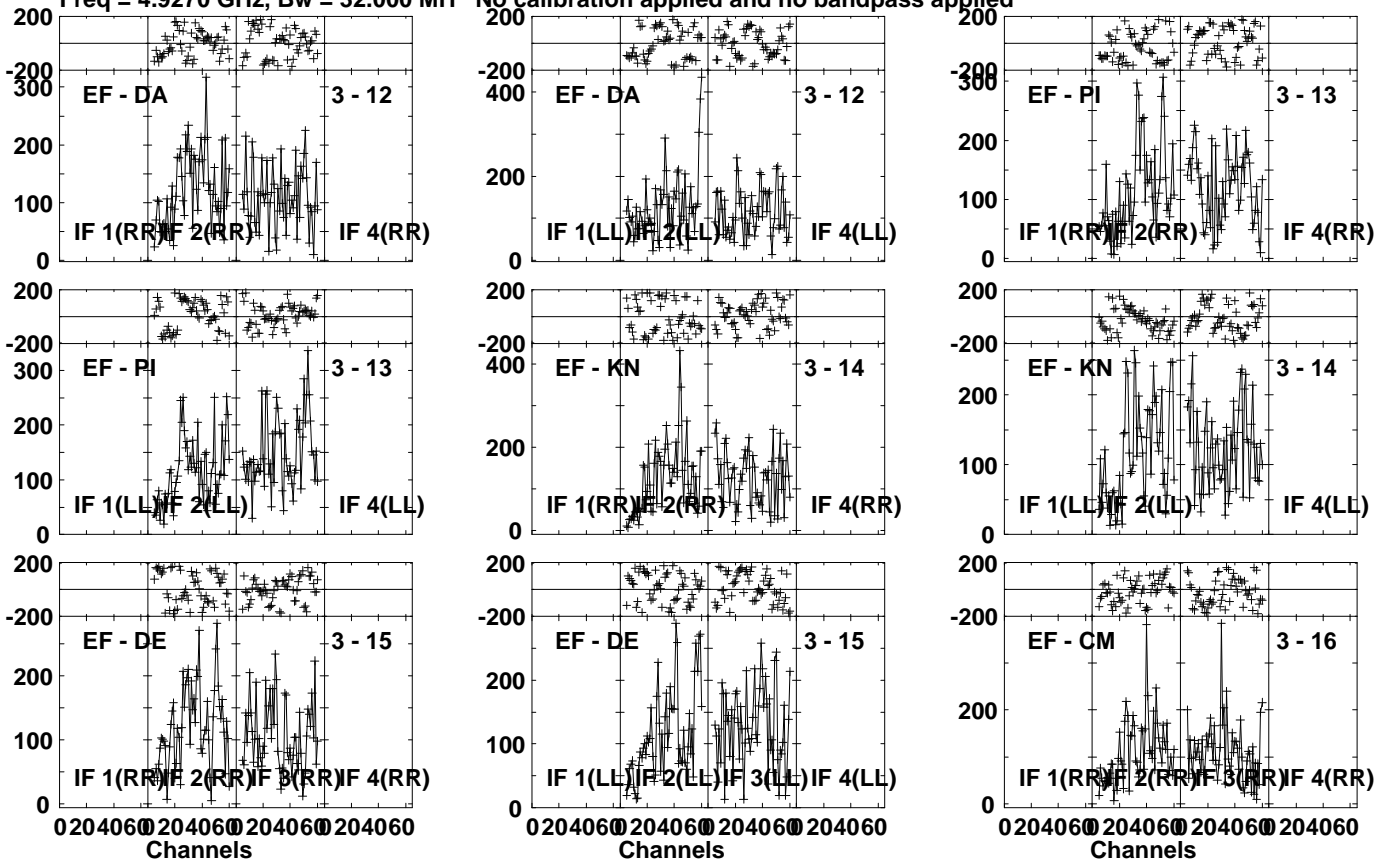


Lower frame: Micro Ampl Jy Top frame: Phas deg
Vector averaged cross-power spectrum Several baselines displayed
Timerange: 00/14:32:30 to 00/14:36:59

Plot file version 458 created 13-FEB-2023 17:07:02

EW02900 EW029D 1.UVDATA.1

Freq = 4.9270 GHz, Bw = 32.000 MH No calibration applied and no bandpass applied

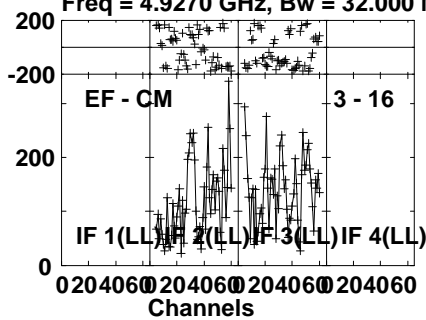


Lower frame: Micro Ampl Jy Top frame: Phas deg
Vector averaged cross-power spectrum Several baselines displayed
Timerange: 00/14:32:30 to 00/14:36:59

Plot file version 459 created 13-FEB-2023 17:07:03

EW02900 EW029D 1.UVDATA.1

Freq = 4.9270 GHz, Bw = 32.000 MH No calibration applied and no bandpass applied



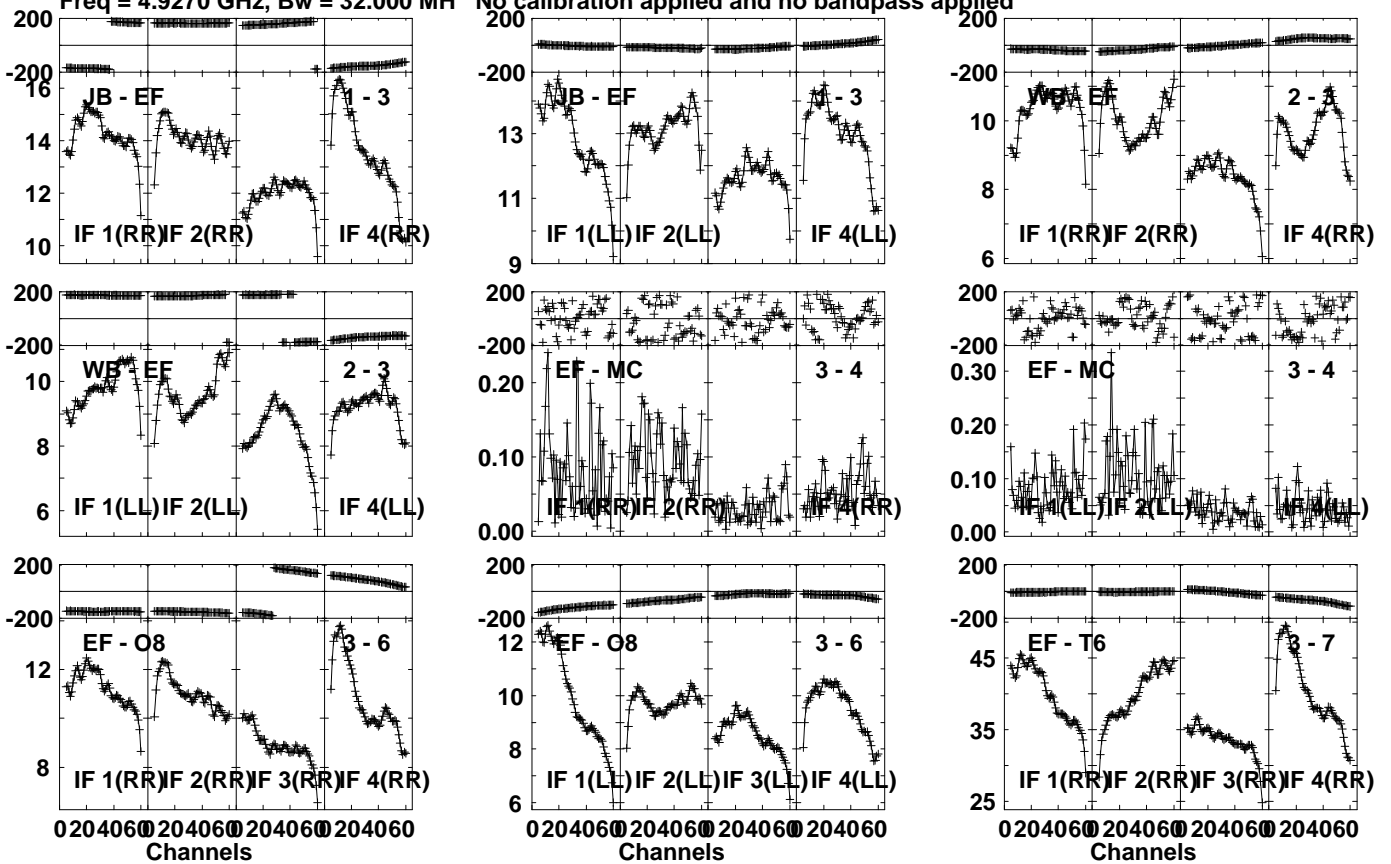
Lower frame: Micro Ampl Jy Top frame: Phas deg
Vector averaged cross-power spectrum Several baselines displayed
Timerange: 00/14:32:30 to 00/14:36:59

Plot file version 460 created 13-FEB-2023 17:07:03

J0958+65 EW029D 1.UVDATA.1

Freq = 4.9270 GHz, Bw = 32.000 MH

No calibration applied and no bandpass applied



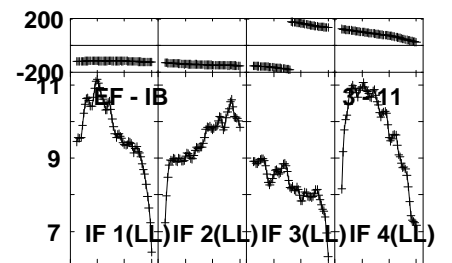
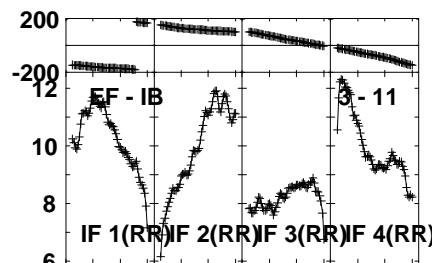
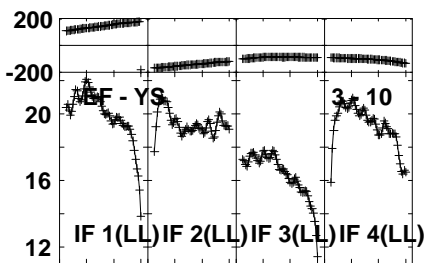
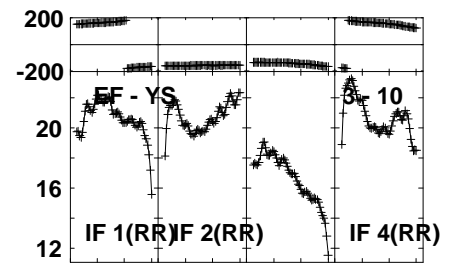
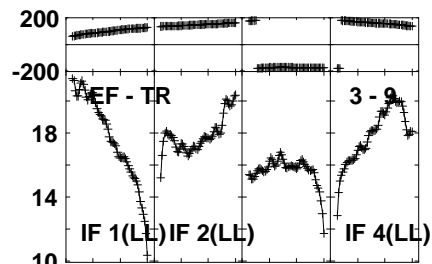
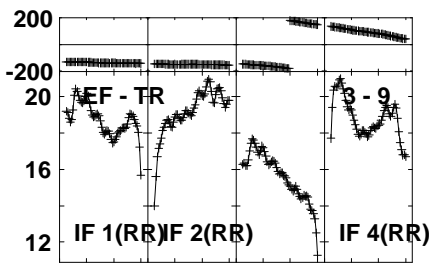
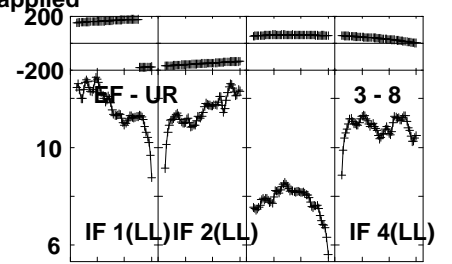
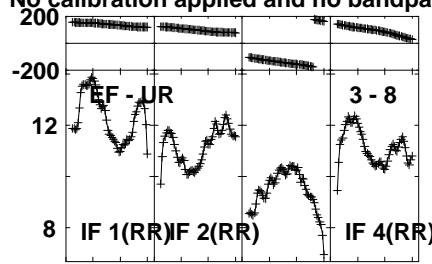
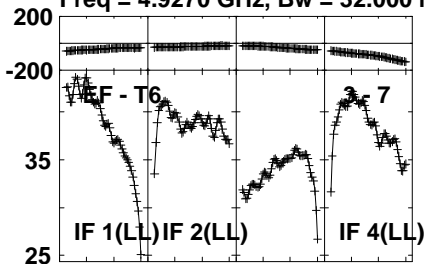
Lower frame: Milli Ampl Jy Top frame: Phas deg
 Vector averaged cross-power spectrum Several baselines displayed
 Timerange: 00/14:37:01 to 00/14:39:29

Plot file version 461 created 13-FEB-2023 17:07:03

J0958+65 EW029D 1.UVDATA.1

Freq = 4.9270 GHz, Bw = 32.000 MH

No calibration applied and no bandpass applied



0204060 204060 204060 204060
Channels

0204060 204060 204060 204060
Channels

0204060 204060 204060 204060
Channels

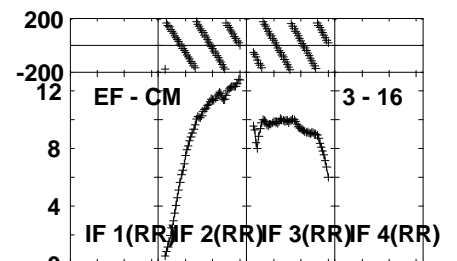
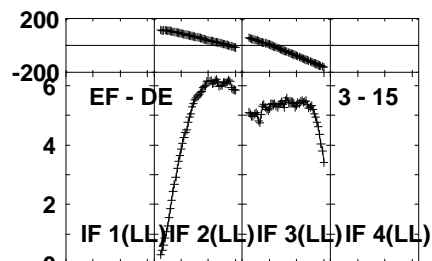
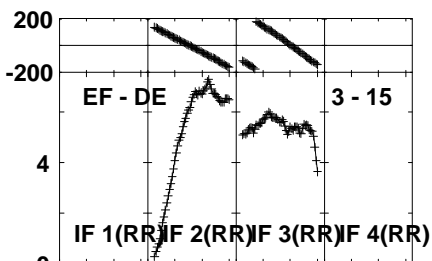
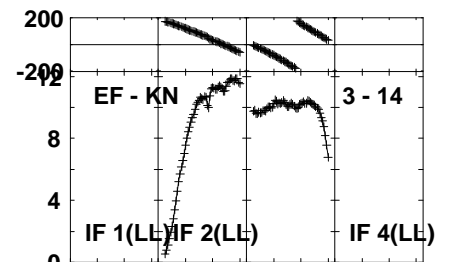
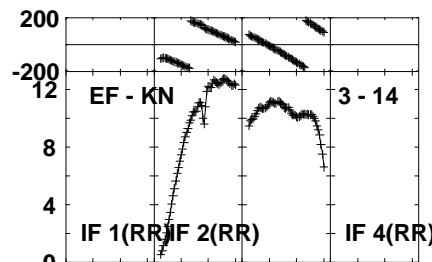
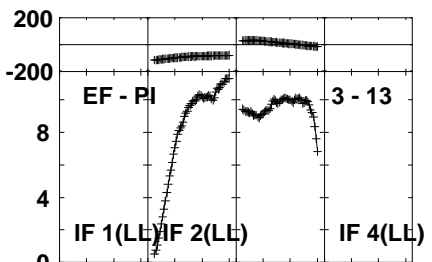
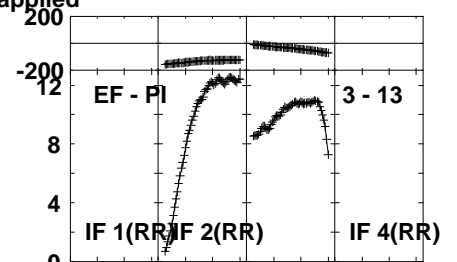
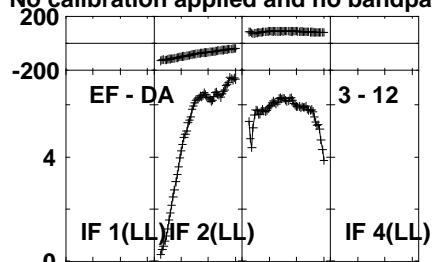
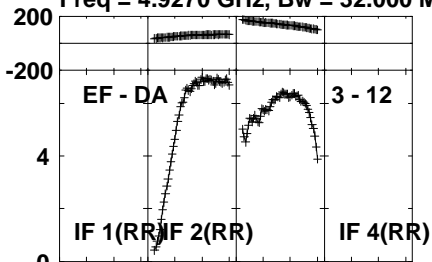
Lower frame: Milli Ampl Jy Top frame: Phas deg
Vector averaged cross-power spectrum Several baselines displayed
Timerange: 00/14:37:01 to 00/14:39:29

Plot file version 462 created 13-FEB-2023 17:07:03

J0958+65 EW029D 1.UVDATA.1

Freq = 4.9270 GHz, Bw = 32.000 MH

No calibration applied and no bandpass applied

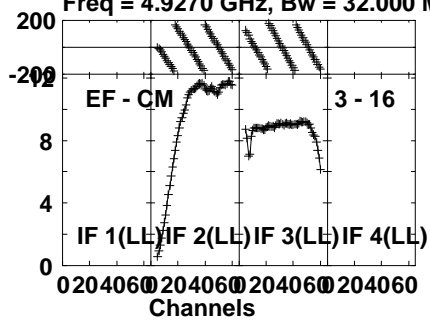


Lower frame: Milli Ampl Jy Top frame: Phas deg
Vector averaged cross-power spectrum Several baselines displayed
Timerange: 00/14:37:01 to 00/14:39:29

Plot file version 463 created 13-FEB-2023 17:07:03

J0958+65 EW029D 1.UVDATA.1

Freq = 4.9270 GHz, Bw = 32.000 MH No calibration applied and no bandpass applied



Lower frame: Milli Ampl Jy Top frame: Phas deg

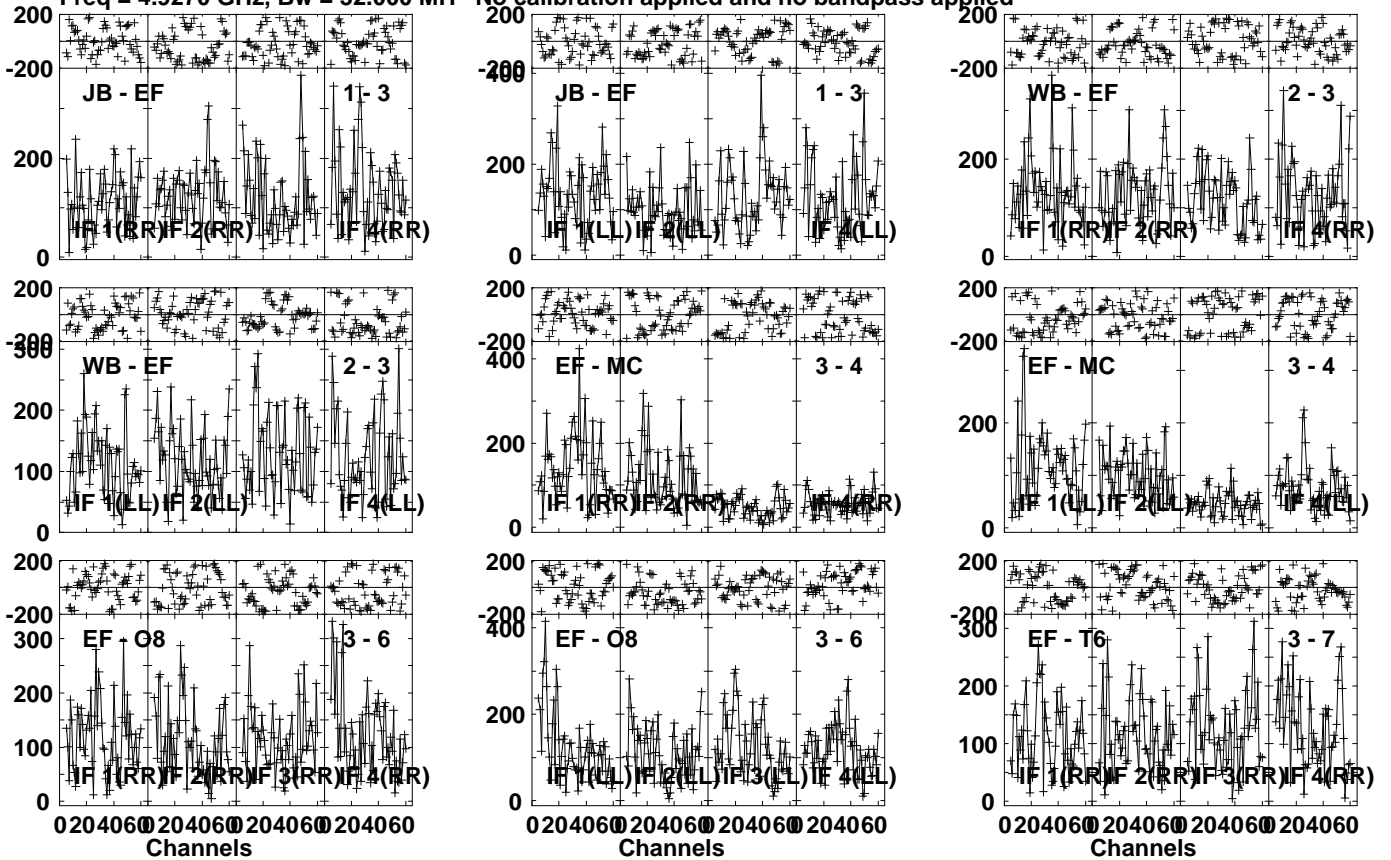
Vector averaged cross-power spectrum Several baselines displayed

Timerange: 00/14:37:01 to 00/14:39:29

Plot file version 464 created 13-FEB-2023 17:07:03

EW02900 EW029D 1.UVDATA.1

Freq = 4.9270 GHz, Bw = 32.000 MH No calibration applied and no bandpass applied

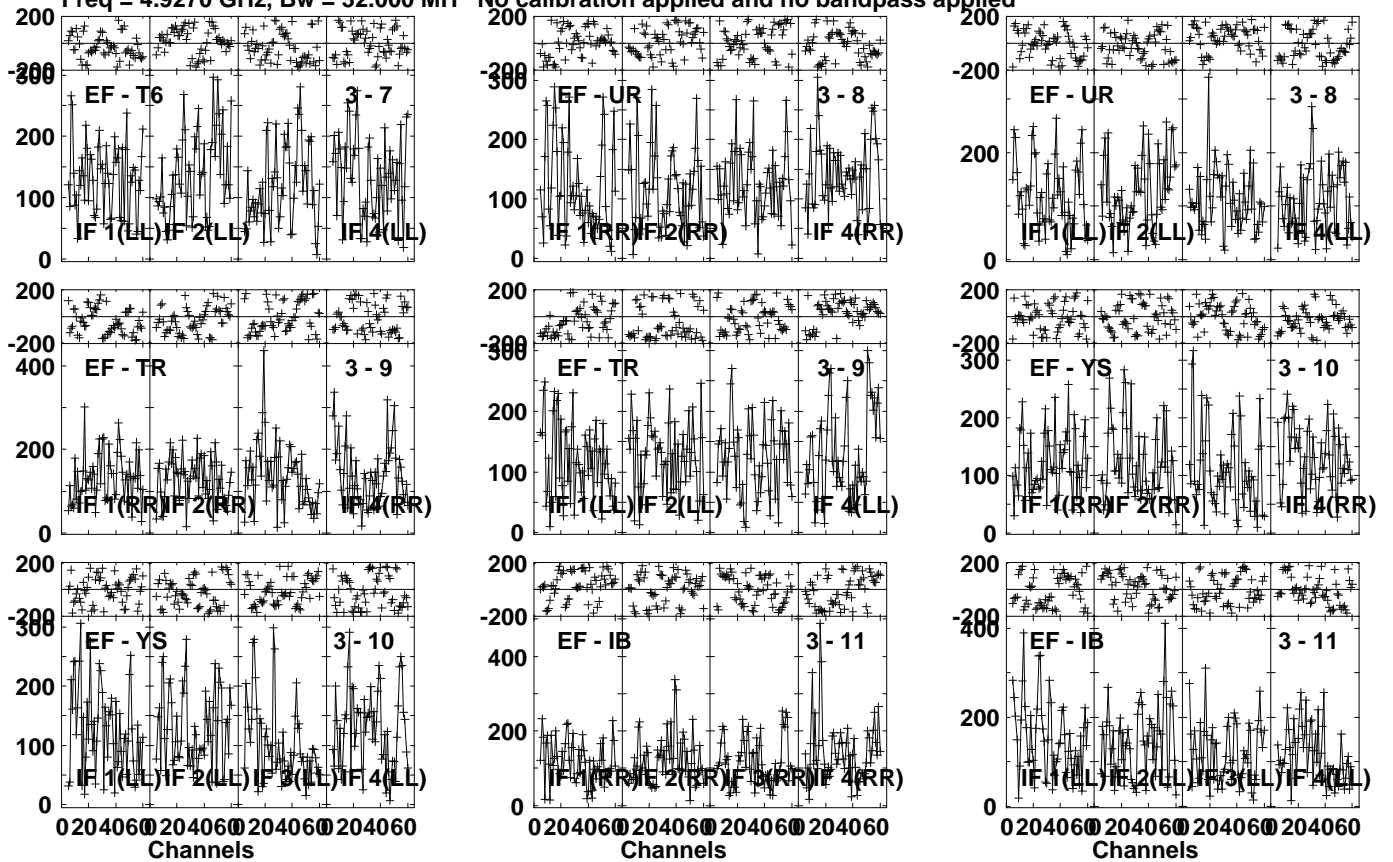


Lower frame: Micro Ampl Jy Top frame: Phas deg
Vector averaged cross-power spectrum Several baselines displayed
Timerange: 00/14:39:30 to 00/14:43:59

Plot file version 465 created 13-FEB-2023 17:07:03

EW02900 EW029D 1.UVDATA.1

Freq = 4.9270 GHz, Bw = 32.000 MH No calibration applied and no bandpass applied

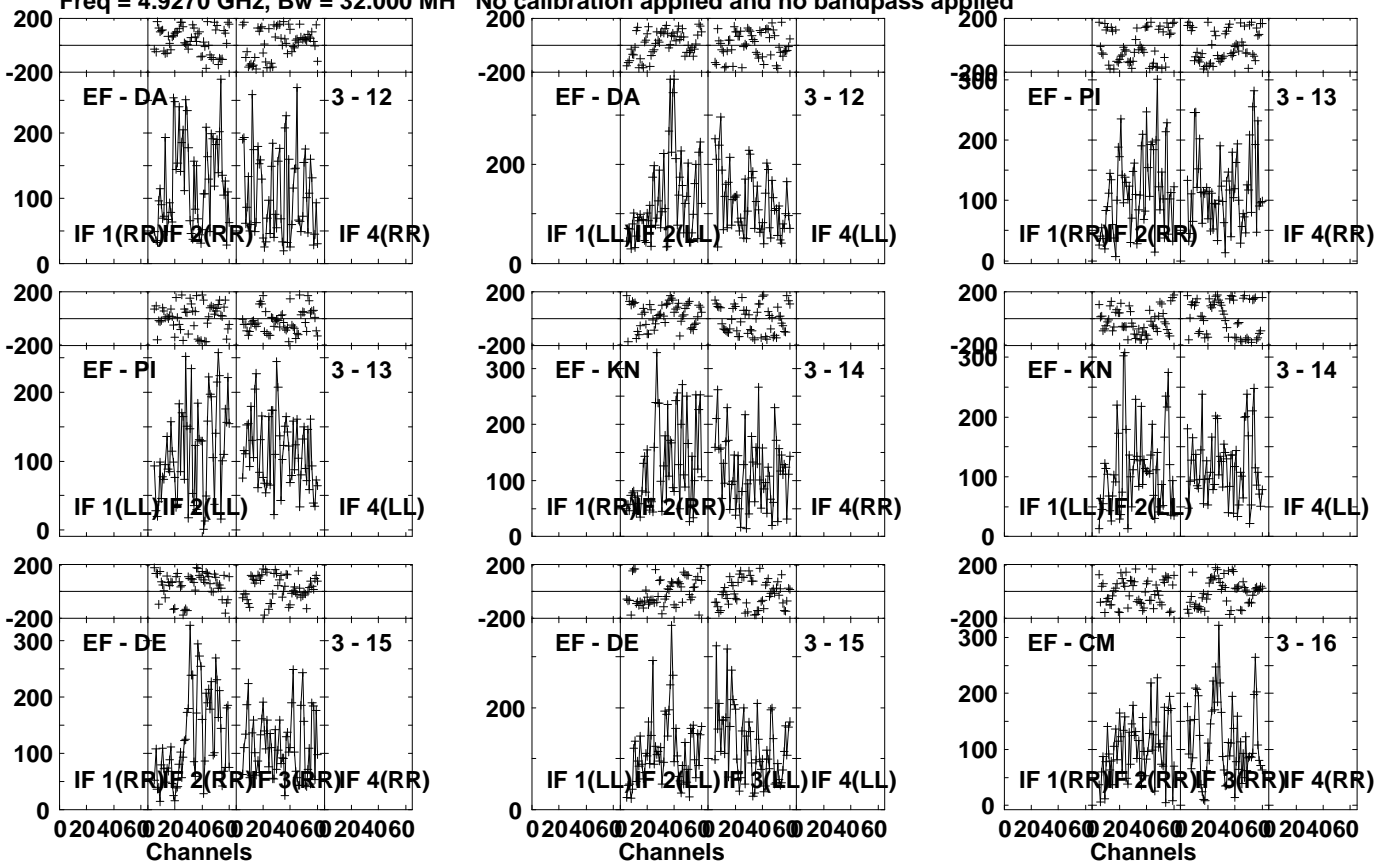


Lower frame: Micro Ampl Jy Top frame: Phas deg
Vector averaged cross-power spectrum Several baselines displayed
Timerange: 00/14:39:30 to 00/14:43:59

Plot file version 466 created 13-FEB-2023 17:07:03

EW02900 EW029D 1.UVDATA.1

Freq = 4.9270 GHz, Bw = 32.000 MH No calibration applied and no bandpass applied

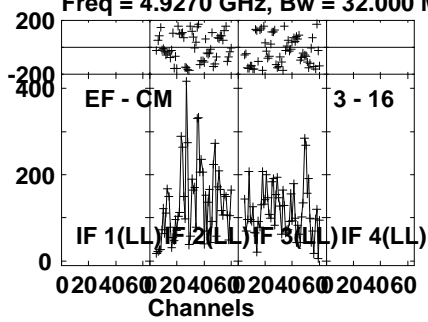


Lower frame: Micro Ampl Jy Top frame: Phas deg
Vector averaged cross-power spectrum Several baselines displayed
Timerange: 00/14:39:30 to 00/14:43:59

Plot file version 467 created 13-FEB-2023 17:07:04

EW02900 EW029D 1.UVDATA.1

Freq = 4.9270 GHz, Bw = 32.000 MH No calibration applied and no bandpass applied



Lower frame: Micro Ampl Jy Top frame: Phas deg

Vector averaged cross-power spectrum Several baselines displayed

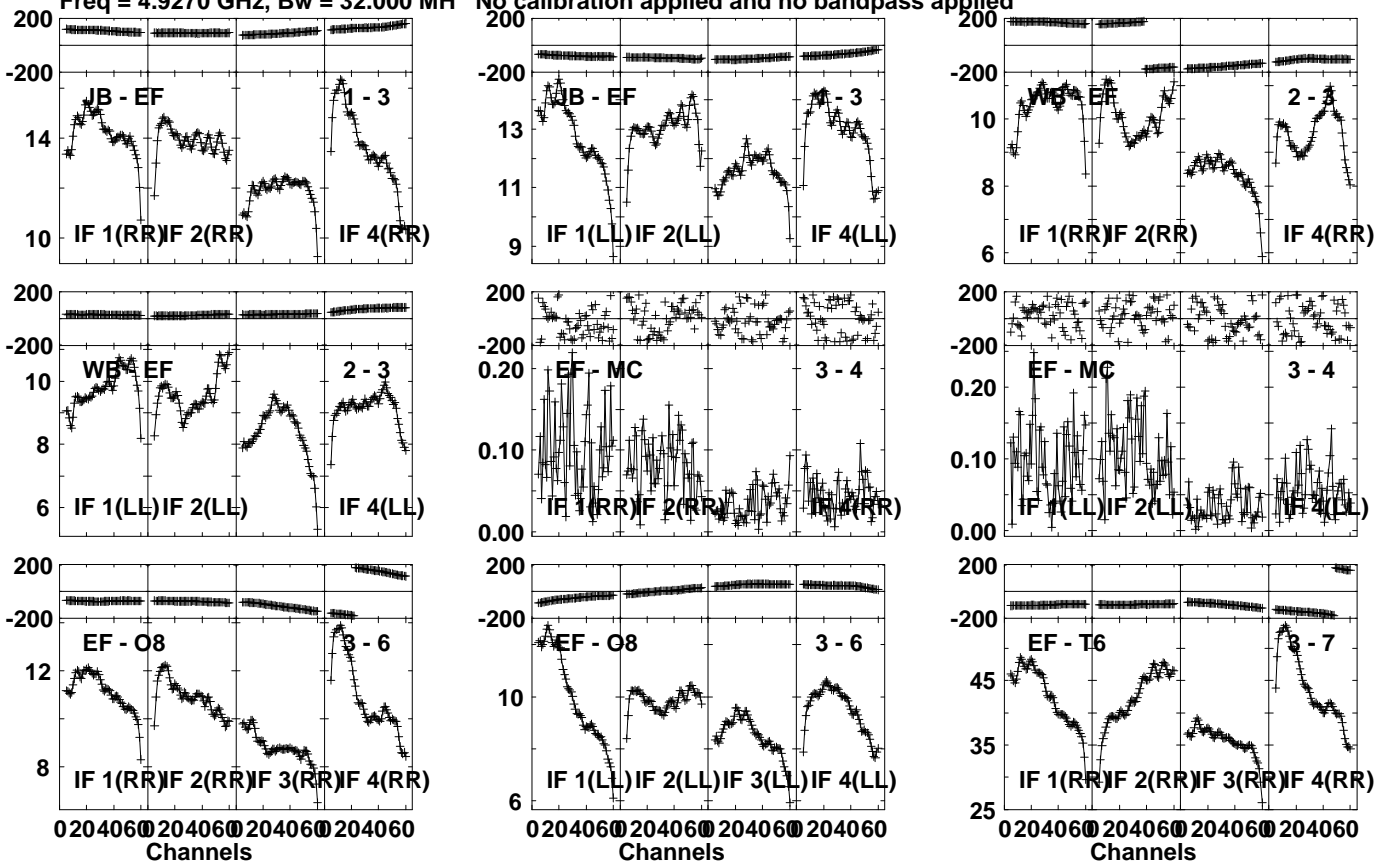
Timerange: 00/14:39:30 to 00/14:43:59

Plot file version 468 created 13-FEB-2023 17:07:04

J0958+65 EW029D 1.UVDATA.1

Freq = 4.9270 GHz, Bw = 32.000 MH

No calibration applied and no bandpass applied



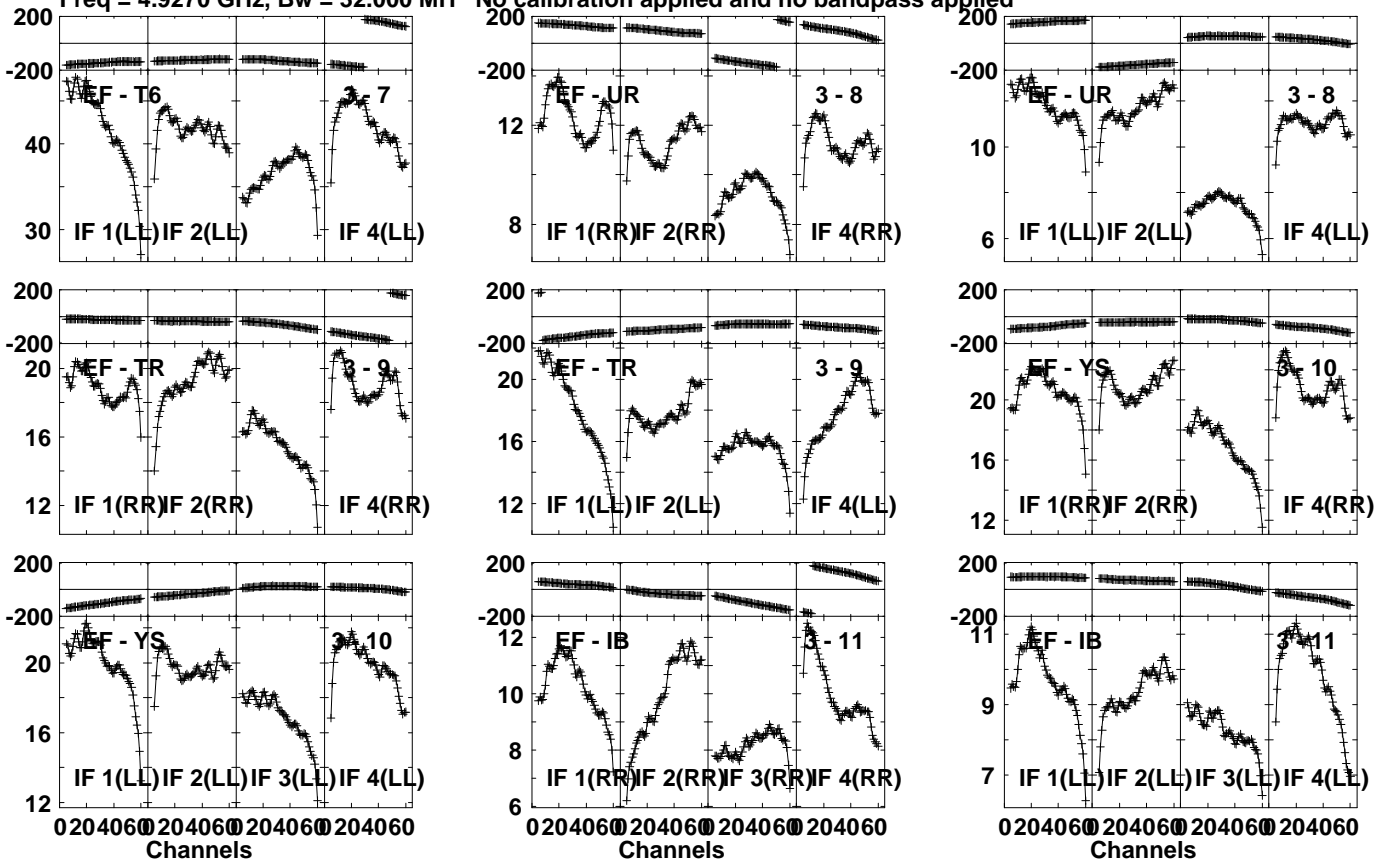
Lower frame: Milli Ampl Jy Top frame: Phas deg
Vector averaged cross-power spectrum Several baselines displayed
Timerange: 00/14:44:51 to 00/14:46:30

Plot file version 469 created 13-FEB-2023 17:07:04

J0958+65 EW029D 1.UVDATA.1

Freq = 4.9270 GHz, Bw = 32.000 MH

No calibration applied and no bandpass applied



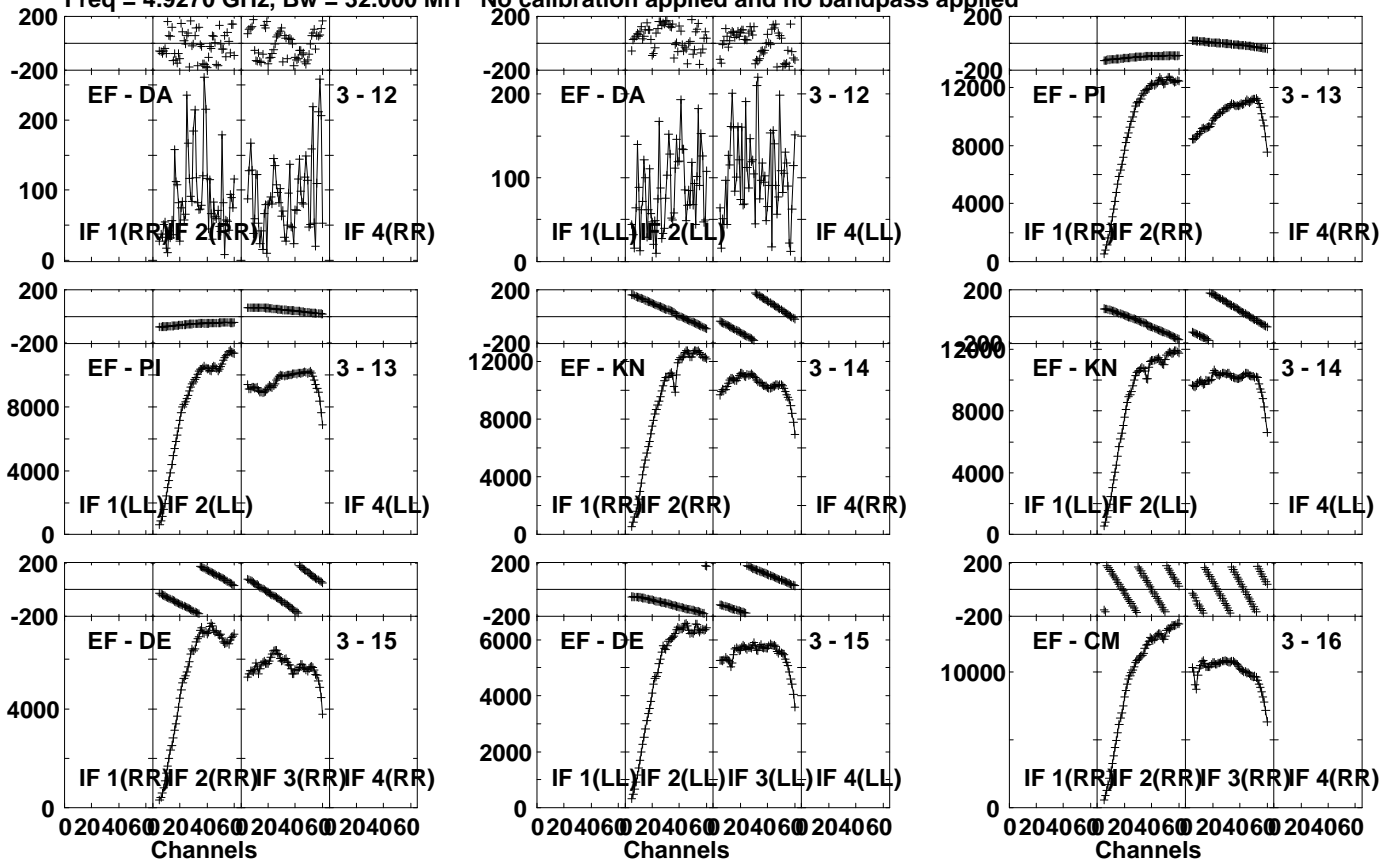
Lower frame: Milli Ampl Jy Top frame: Phas deg
Vector averaged cross-power spectrum Several baselines displayed
Timerange: 00/14:44:51 to 00/14:46:30

Plot file version 470 created 13-FEB-2023 17:07:04

J0958+65 EW029D 1.UVDATA.1

Freq = 4.9270 GHz, Bw = 32.000 MH

No calibration applied and no bandpass applied

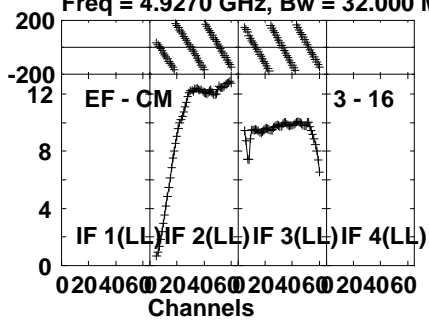


Lower frame: Micro Ampl Jy Top frame: Phas deg
Vector averaged cross-power spectrum Several baselines displayed
Timerange: 00/14:44:51 to 00/14:46:30

Plot file version 471 created 13-FEB-2023 17:07:04

J0958+65 EW029D 1.UVDATA.1

Freq = 4.9270 GHz, Bw = 32.000 MH No calibration applied and no bandpass applied



Lower frame: Milli Ampl Jy Top frame: Phas deg

Vector averaged cross-power spectrum Several baselines displayed

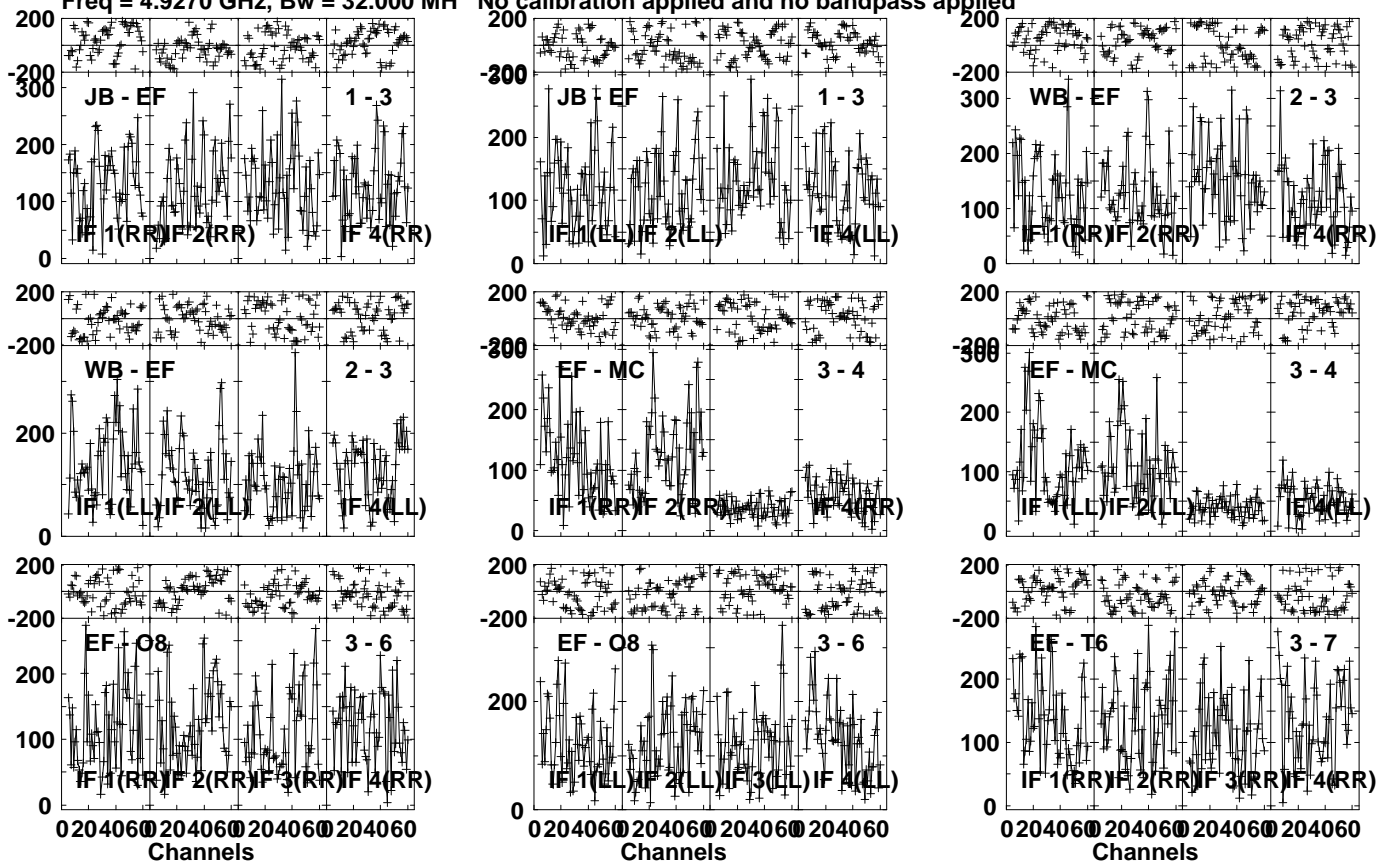
Timerange: 00/14:44:51 to 00/14:46:30

Plot file version 472 created 13-FEB-2023 17:07:04

EW02900 EW029D 1.UVDATA.1

Freq = 4.9270 GHz, Bw = 32.000 MH

No calibration applied and no bandpass applied



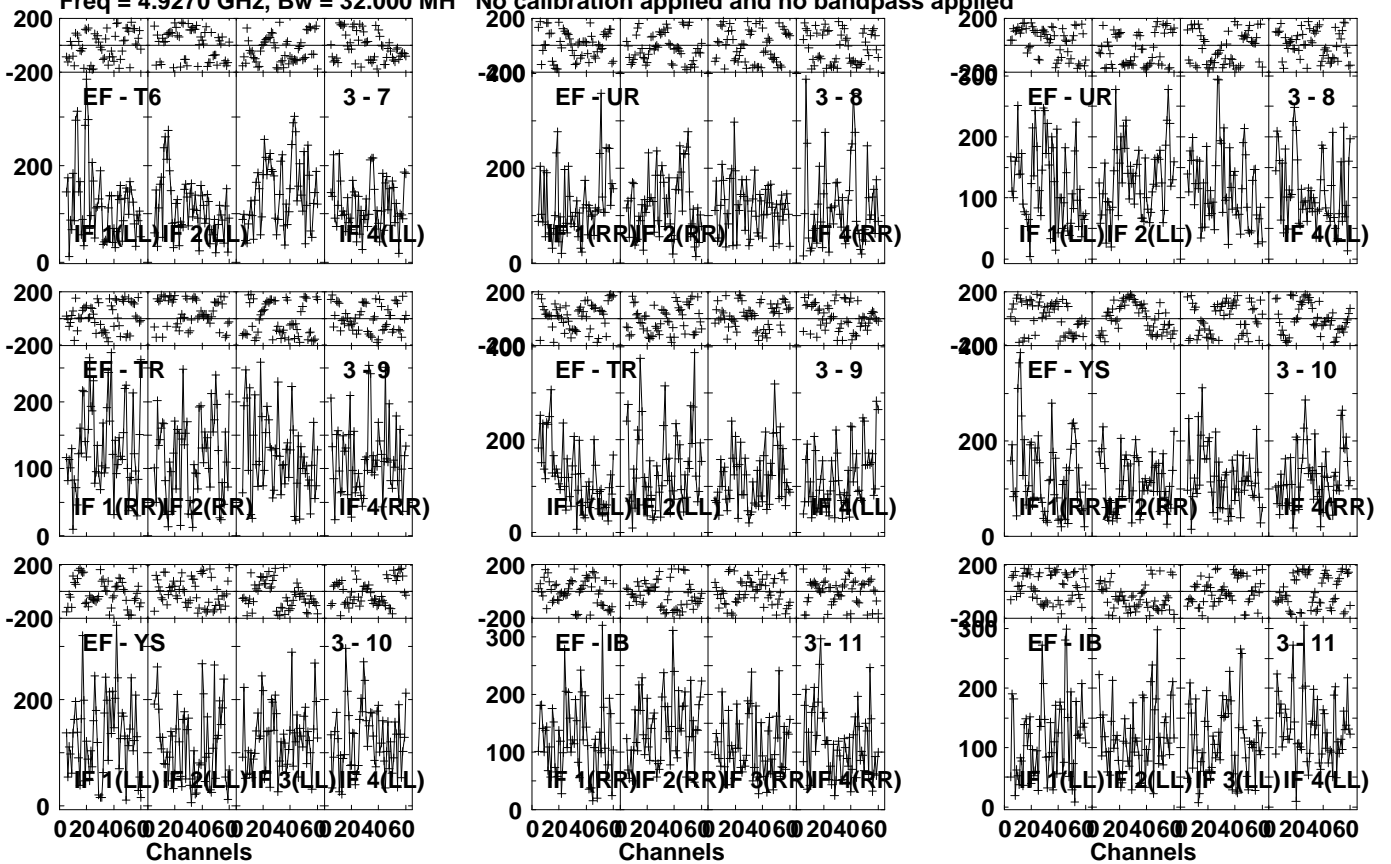
Lower frame: Micro Ampl Jy Top frame: Phas deg
Vector averaged cross-power spectrum Several baselines displayed
Timerange: 00/14:46:30 to 00/14:51:00

Plot file version 473 created 13-FEB-2023 17:07:04

EW02900 EW029D 1.UVDATA.1

Freq = 4.9270 GHz, Bw = 32.000 MH

No calibration applied and no bandpass applied

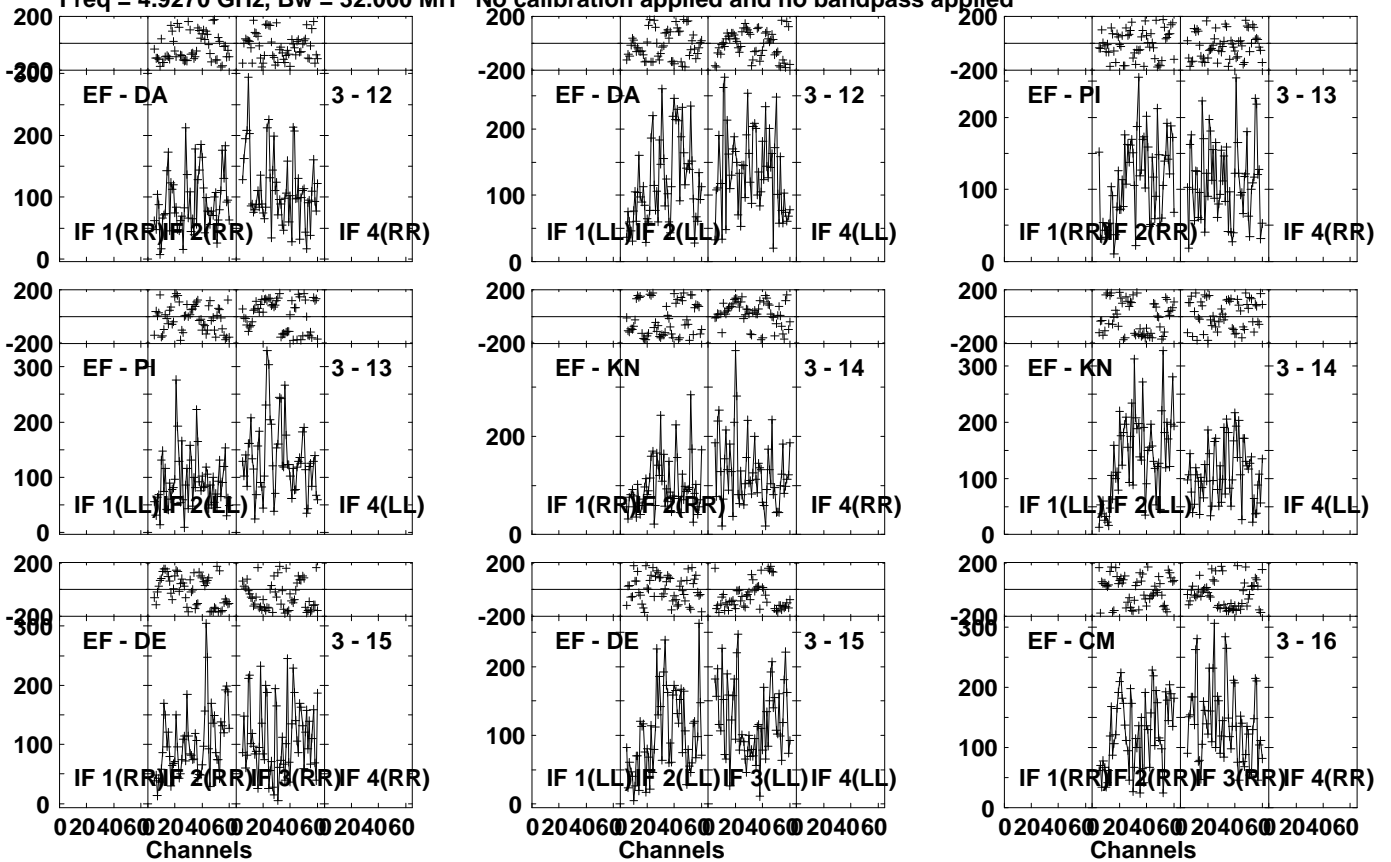


Lower frame: Micro Ampl Jy Top frame: Phas deg
Vector averaged cross-power spectrum Several baselines displayed
Timerange: 00/14:46:30 to 00/14:51:00

Plot file version 474 created 13-FEB-2023 17:07:05

EW02900 EW029D 1.UVDATA.1

Freq = 4.9270 GHz, Bw = 32.000 MH No calibration applied and no bandpass applied

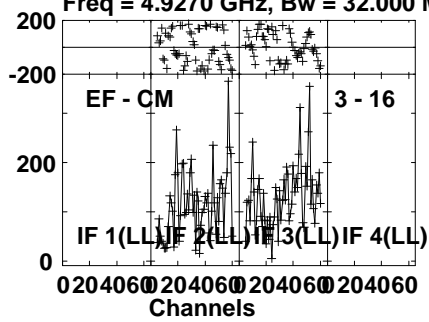


Lower frame: Micro Ampl Jy Top frame: Phas deg
Vector averaged cross-power spectrum Several baselines displayed
Timerange: 00/14:46:30 to 00/14:51:00

Plot file version 475 created 13-FEB-2023 17:07:05

EW02900 EW029D 1.UVDATA.1

Freq = 4.9270 GHz, Bw = 32.000 MH No calibration applied and no bandpass applied



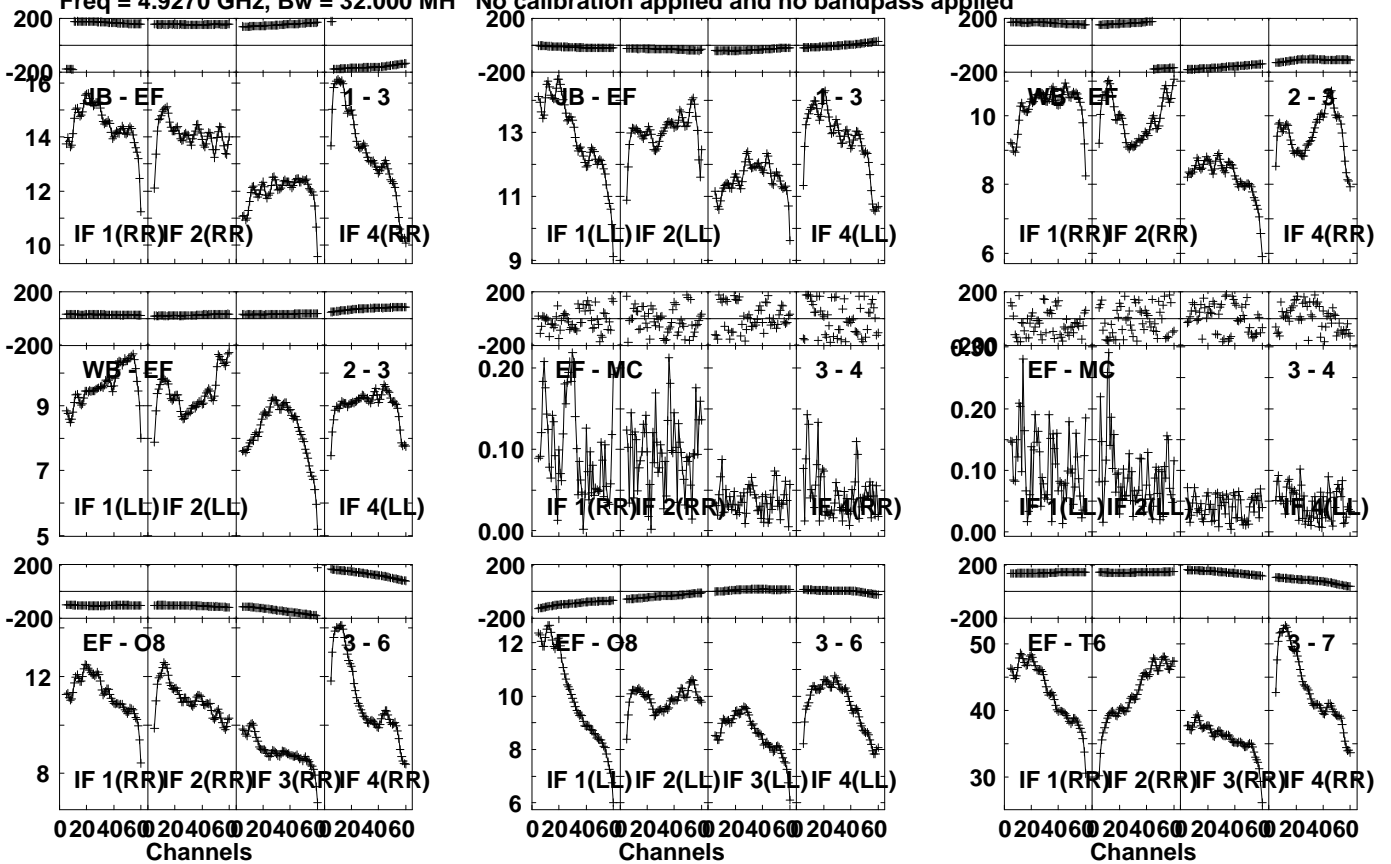
Lower frame: Micro Ampl Jy Top frame: Phas deg
Vector averaged cross-power spectrum Several baselines displayed
Timerange: 00/14:46:30 to 00/14:51:00

Plot file version 476 created 13-FEB-2023 17:07:05

J0958+65 EW029D 1.UVDATA.1

Freq = 4.9270 GHz, Bw = 32.000 MH

No calibration applied and no bandpass applied



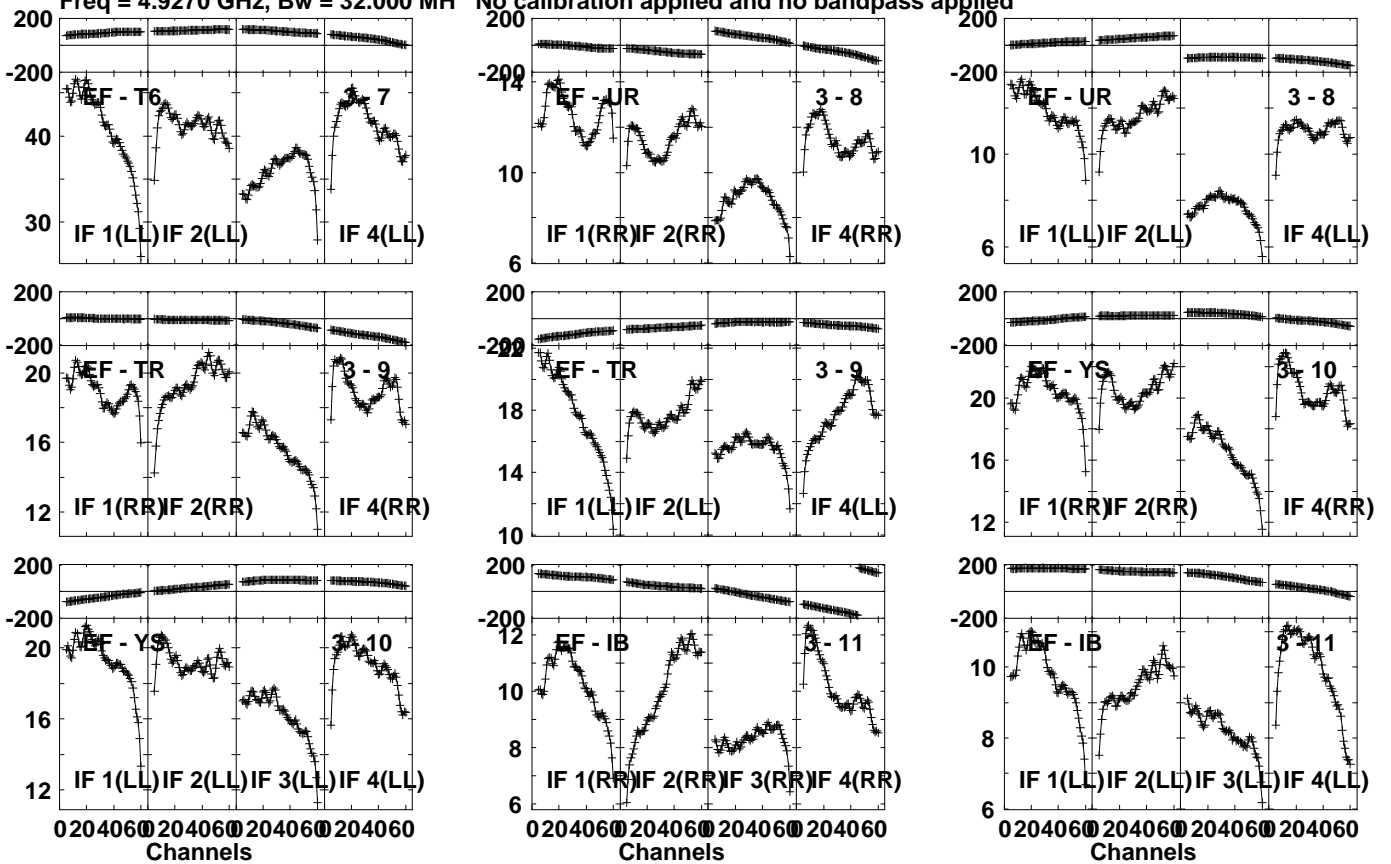
Lower frame: Milli Ampl Jy Top frame: Phas deg
Vector averaged cross-power spectrum Several baselines displayed
Timerange: 00/14:51:50 to 00/14:53:29

Plot file version 477 created 13-FEB-2023 17:07:05

J0958+65 EW029D 1.UVDATA.1

Freq = 4.9270 GHz, Bw = 32.000 MH

No calibration applied and no bandpass applied

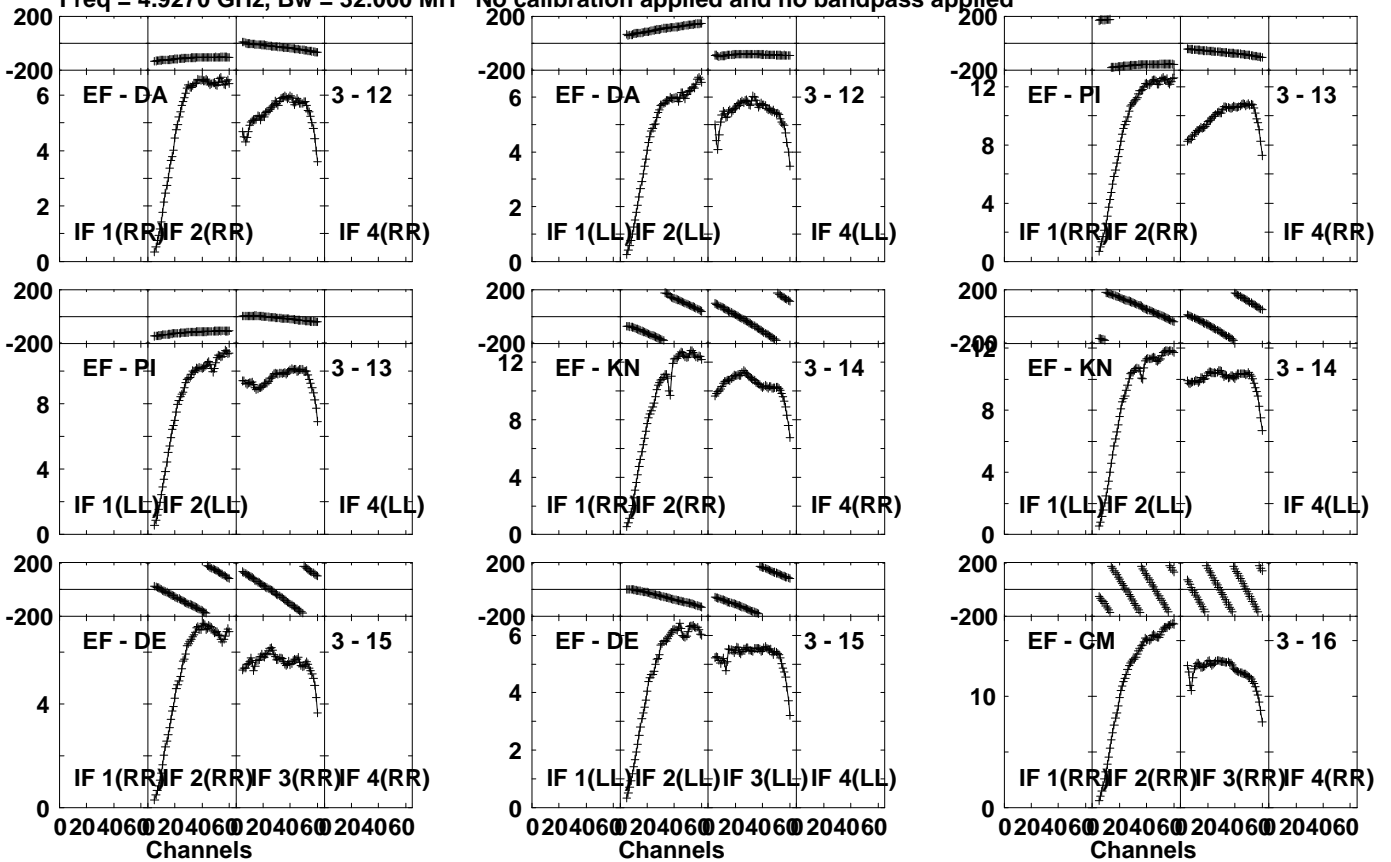


Lower frame: Milli Ampl Jy Top frame: Phas deg
Vector averaged cross-power spectrum Several baselines displayed
Timerange: 00/14:51:50 to 00/14:53:29

Plot file version 478 created 13-FEB-2023 17:07:05

J0958+65 EW029D 1.UVDATA.1

Freq = 4.9270 GHz, Bw = 32.000 MH No calibration applied and no bandpass applied

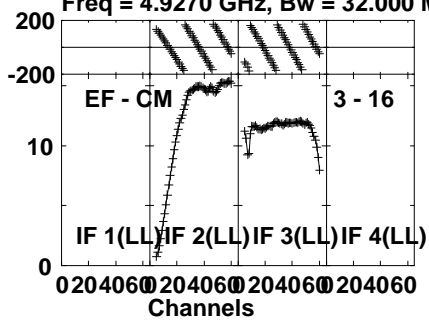


Lower frame: Milli Ampl Jy Top frame: Phas deg
Vector averaged cross-power spectrum Several baselines displayed
Timerange: 00/14:51:50 to 00/14:53:29

Plot file version 479 created 13-FEB-2023 17:07:05

J0958+65 EW029D 1.UVDATA.1

Freq = 4.9270 GHz, Bw = 32.000 MH No calibration applied and no bandpass applied



Lower frame: Milli Ampl Jy Top frame: Phas deg

Vector averaged cross-power spectrum Several baselines displayed

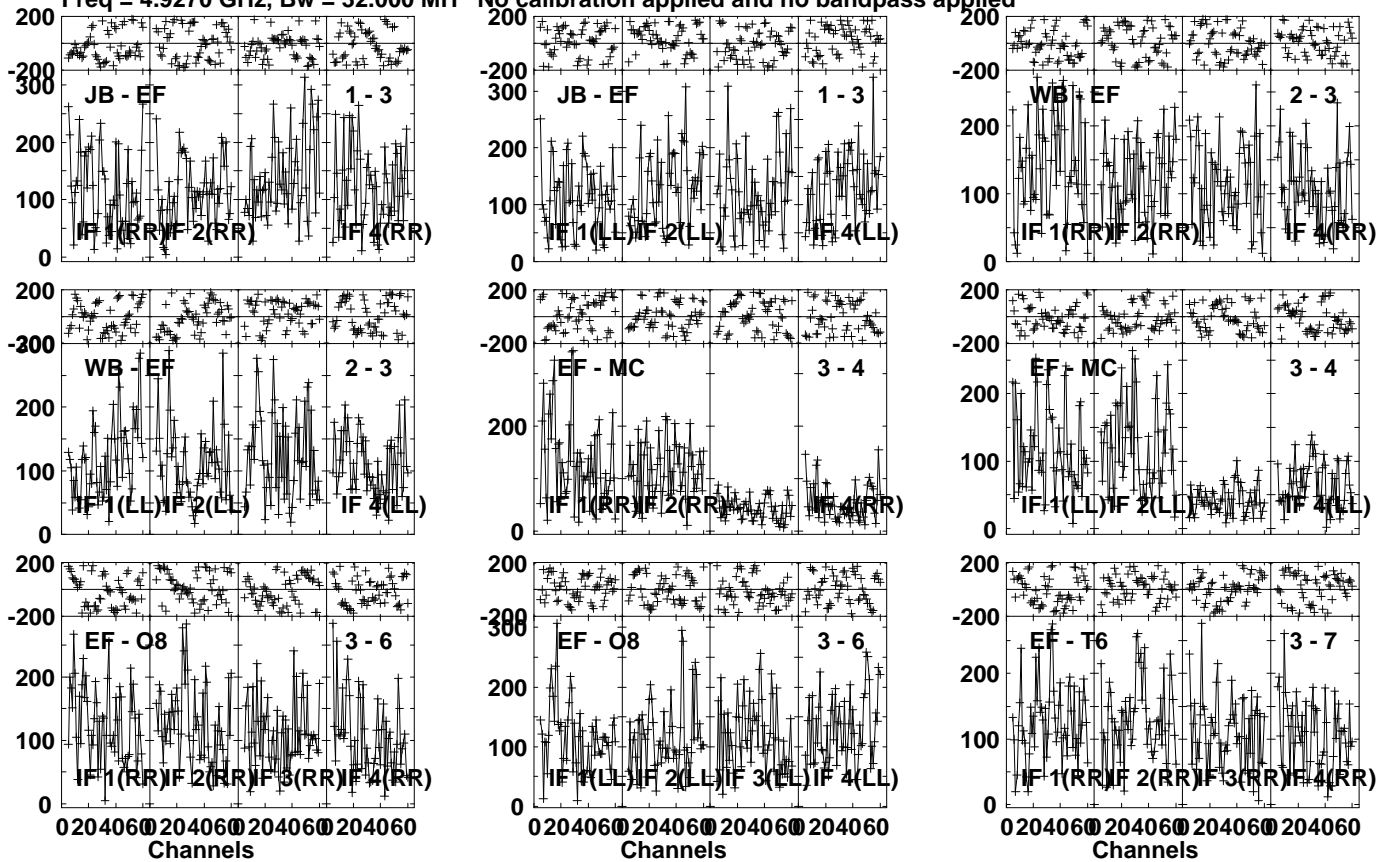
Timerange: 00/14:51:50 to 00/14:53:29

Plot file version 480 created 13-FEB-2023 17:07:05

EW02900 EW029D 1.UVDATA.1

Freq = 4.9270 GHz, Bw = 32.000 MH

No calibration applied and no bandpass applied

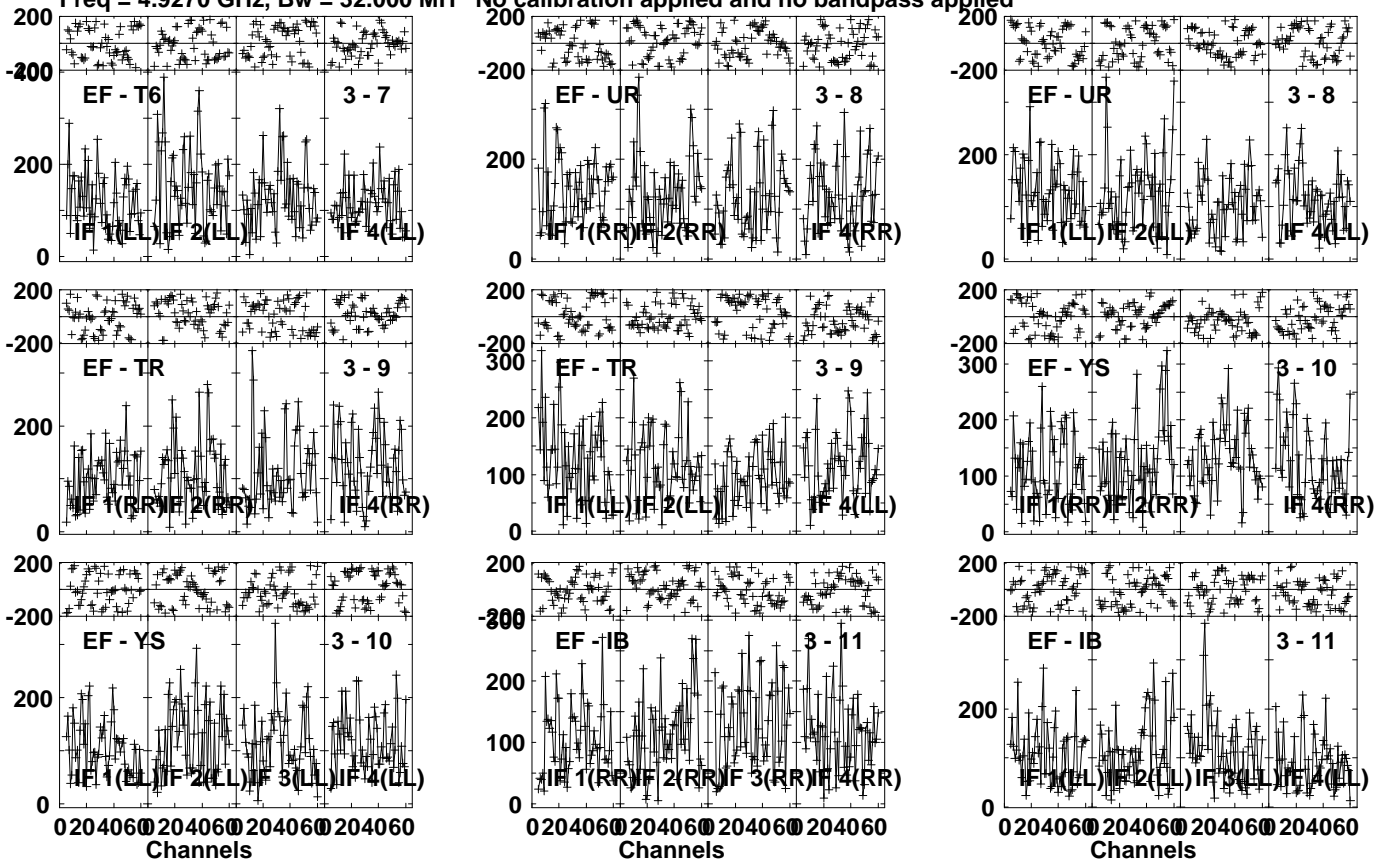


Lower frame: Micro Ampl Jy Top frame: Phas deg
Vector averaged cross-power spectrum Several baselines displayed
Timerange: 00/14:53:31 to 00/14:58:00

Plot file version 481 created 13-FEB-2023 17:07:05

EW02900 EW029D 1.UVDATA.1

Freq = 4.9270 GHz, Bw = 32.000 MH No calibration applied and no bandpass applied



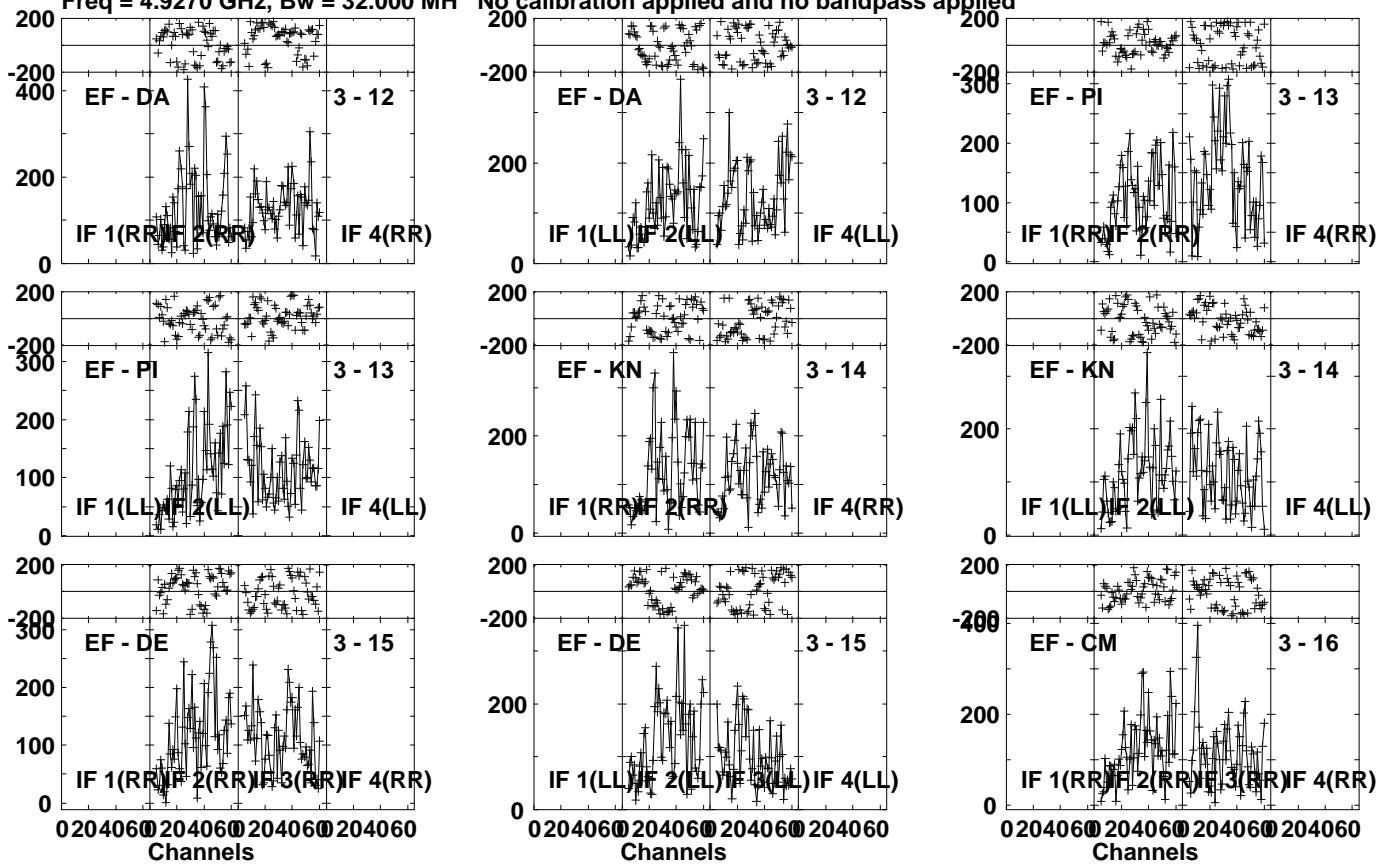
Lower frame: Micro Ampl Jy Top frame: Phas deg
Vector averaged cross-power spectrum Several baselines displayed
Timerange: 00/14:53:31 to 00/14:58:00

Plot file version 482 created 13-FEB-2023 17:07:06

EW02900 EW029D 1.UVDATA.1

Freq = 4.9270 GHz, Bw = 32.000 MH

No calibration applied and no bandpass applied

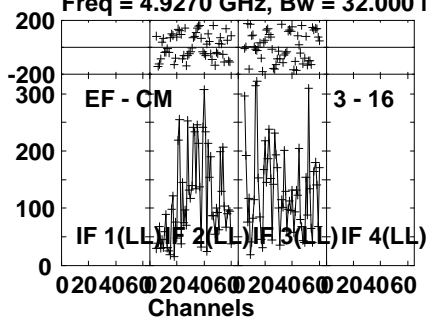


Lower frame: Micro Ampl Jy Top frame: Phas deg
Vector averaged cross-power spectrum Several baselines displayed
Timerange: 00/14:53:31 to 00/14:58:00

Plot file version 483 created 13-FEB-2023 17:07:06

EW02900 EW029D 1.UVDATA.1

Freq = 4.9270 GHz, Bw = 32.000 MH No calibration applied and no bandpass applied



Lower frame: Micro Ampl Jy Top frame: Phas deg

Vector averaged cross-power spectrum Several baselines displayed

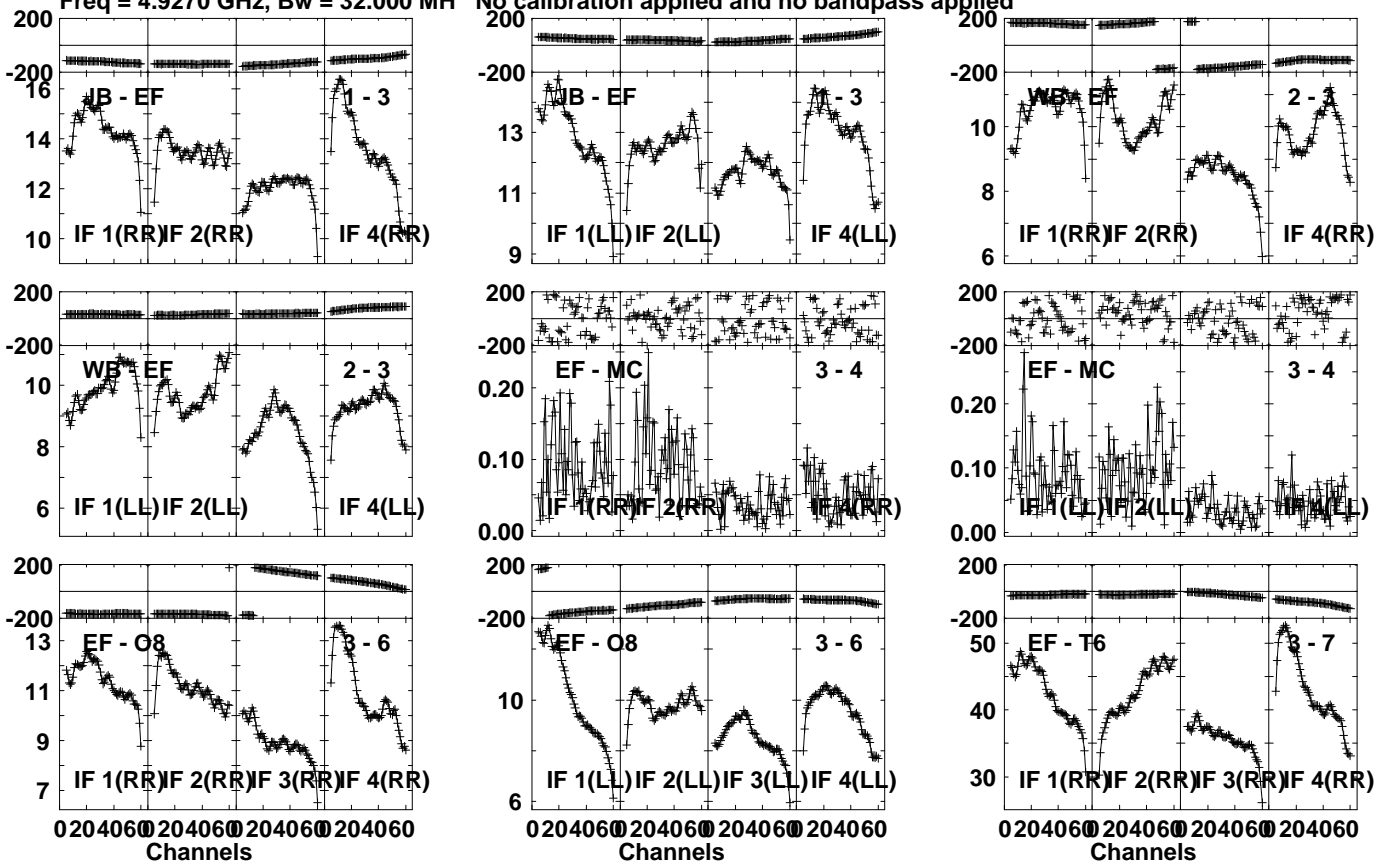
Timerange: 00/14:53:31 to 00/14:58:00

Plot file version 484 created 13-FEB-2023 17:07:06

J0958+65 EW029D 1.UVDATA.1

Freq = 4.9270 GHz, Bw = 32.000 MH

No calibration applied and no bandpass applied



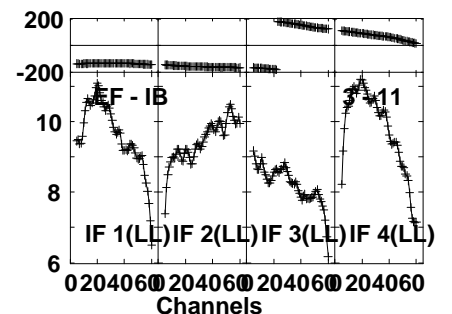
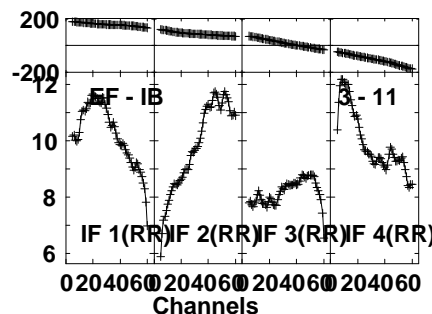
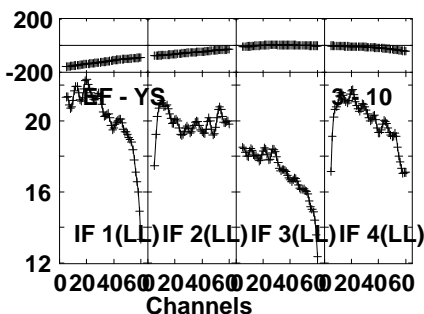
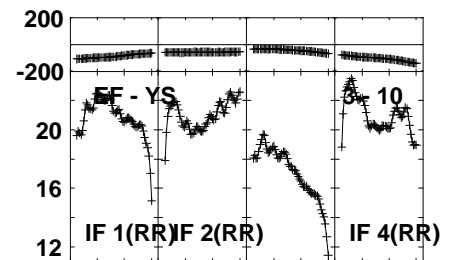
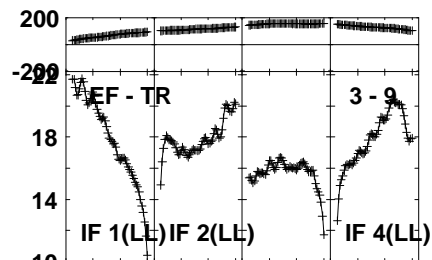
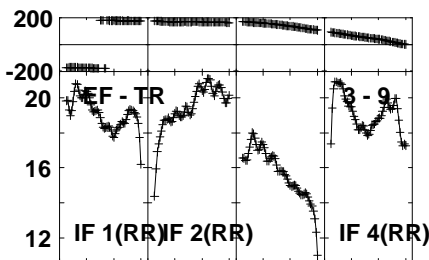
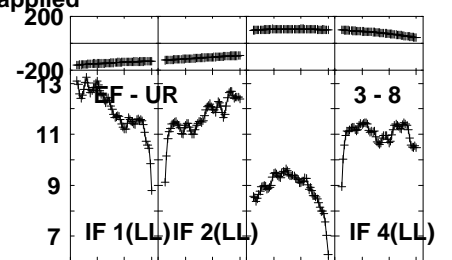
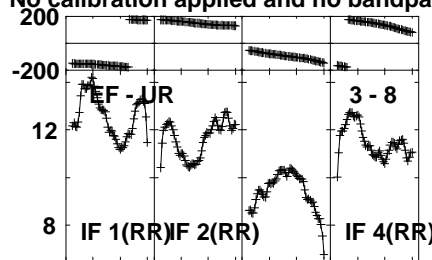
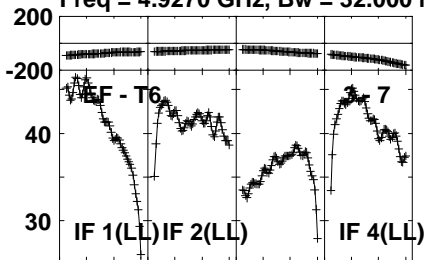
Lower frame: Milli Ampl Jy Top frame: Phas deg
 Vector averaged cross-power spectrum Several baselines displayed
 Timerange: 00/14:58:01 to 00/15:00:29

Plot file version 485 created 13-FEB-2023 17:07:06

J0958+65 EW029D 1.UVDATA.1

Freq = 4.9270 GHz, Bw = 32.000 MH

No calibration applied and no bandpass applied



Lower frame: Milli Ampl Jy Top frame: Phas deg

Vector averaged cross-power spectrum Several baselines displayed

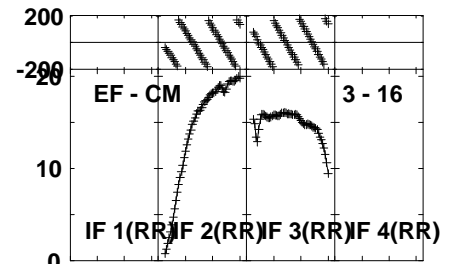
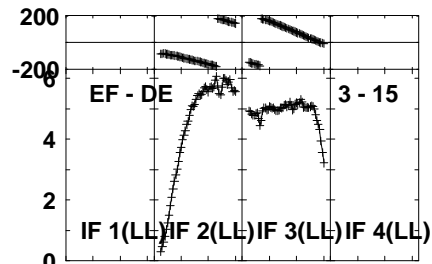
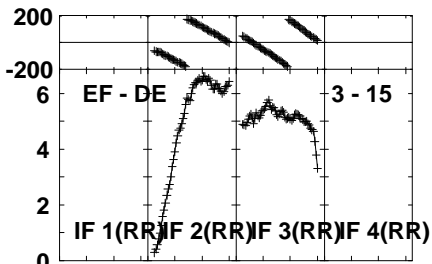
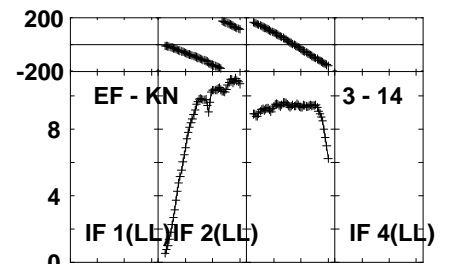
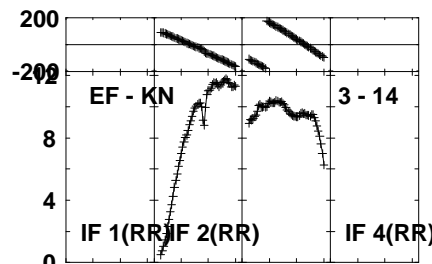
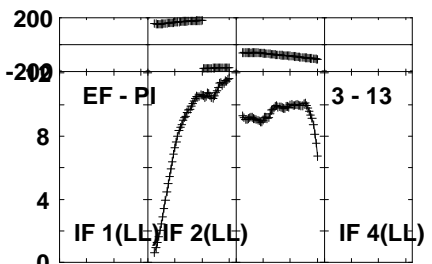
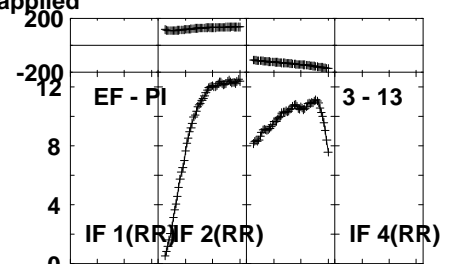
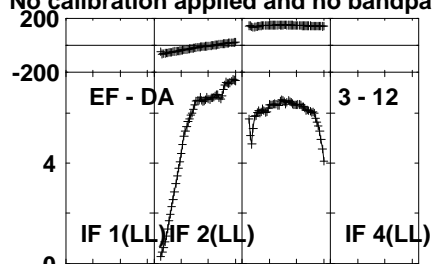
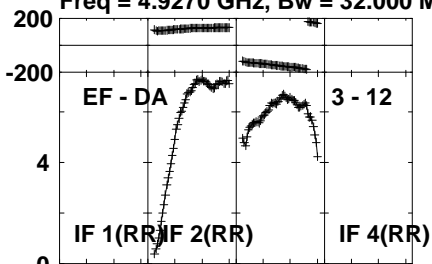
Timerange: 00/14:58:01 to 00/15:00:29

Plot file version 486 created 13-FEB-2023 17:07:06

J0958+65 EW029D 1.UVDATA.1

Freq = 4.9270 GHz, Bw = 32.000 MH

No calibration applied and no bandpass applied

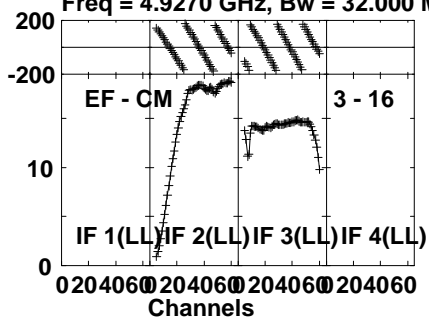


Lower frame: Milli Ampl Jy Top frame: Phas deg
Vector averaged cross-power spectrum Several baselines displayed
Timerange: 00/14:58:01 to 00/15:00:29

Plot file version 487 created 13-FEB-2023 17:07:06

J0958+65 EW029D 1.UVDATA.1

Freq = 4.9270 GHz, Bw = 32.000 MH No calibration applied and no bandpass applied



Lower frame: Milli Ampl Jy Top frame: Phas deg

Vector averaged cross-power spectrum Several baselines displayed

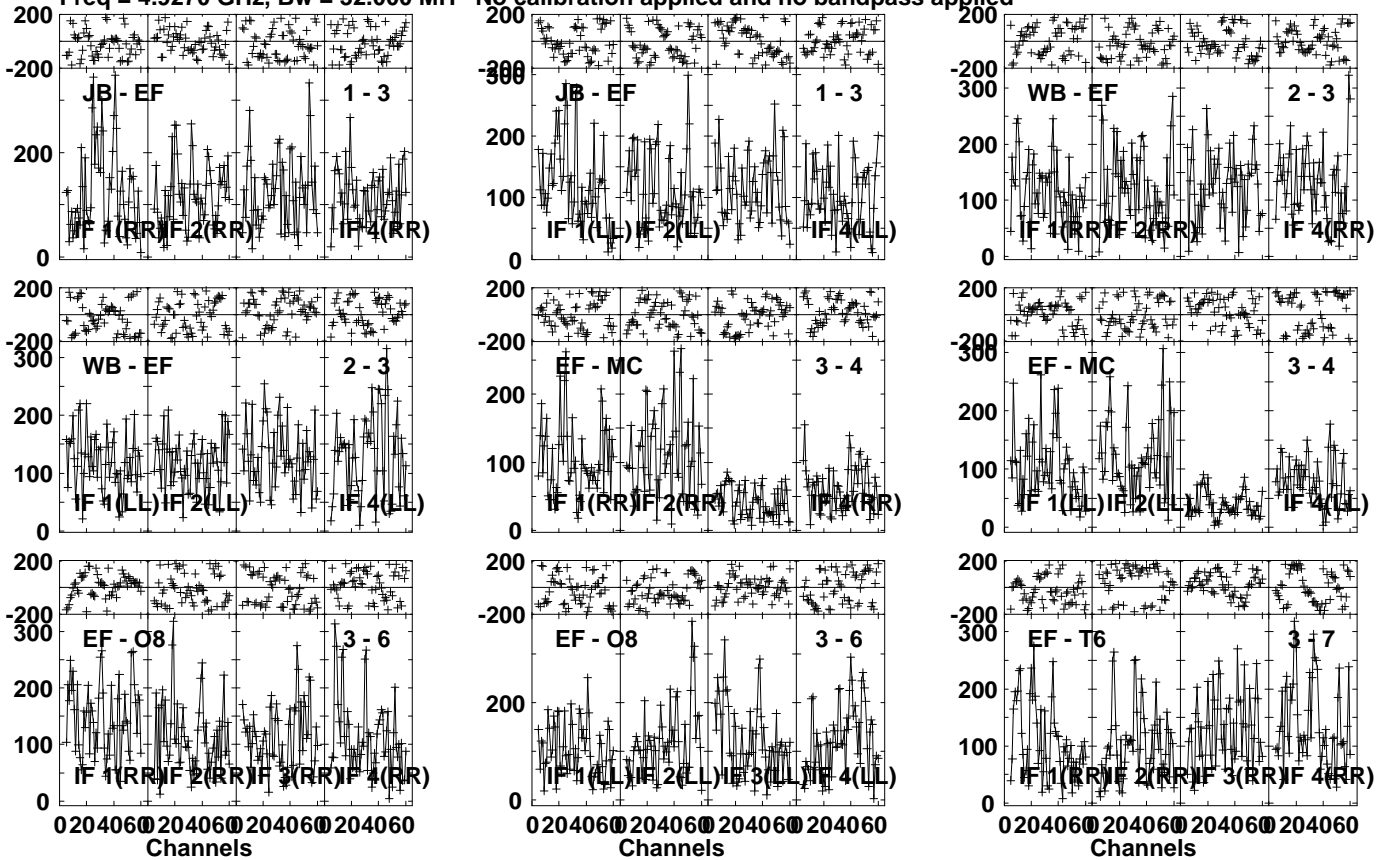
Timerange: 00/14:58:01 to 00/15:00:29

Plot file version 488 created 13-FEB-2023 17:07:06

EW02900 EW029D 1.UVDATA.1

Freq = 4.9270 GHz, Bw = 32.000 MH

No calibration applied and no bandpass applied



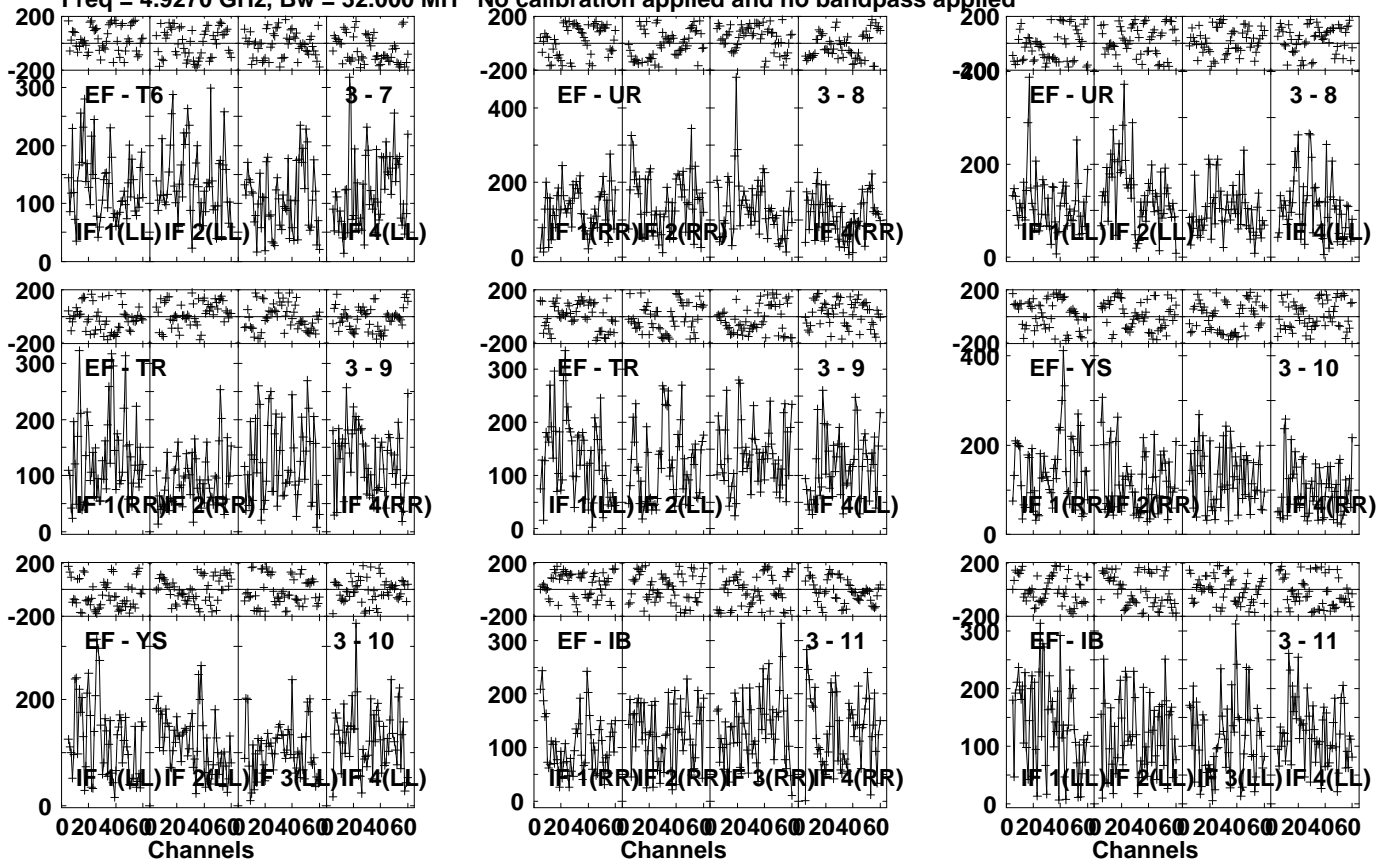
Lower frame: Micro Ampl Jy Top frame: Phas deg
Vector averaged cross-power spectrum Several baselines displayed
Timerange: 00/15:00:31 to 00/15:05:00

Plot file version 489 created 13-FEB-2023 17:07:07

EW02900 EW029D 1.UVDATA.1

Freq = 4.9270 GHz, Bw = 32.000 MH

No calibration applied and no bandpass applied



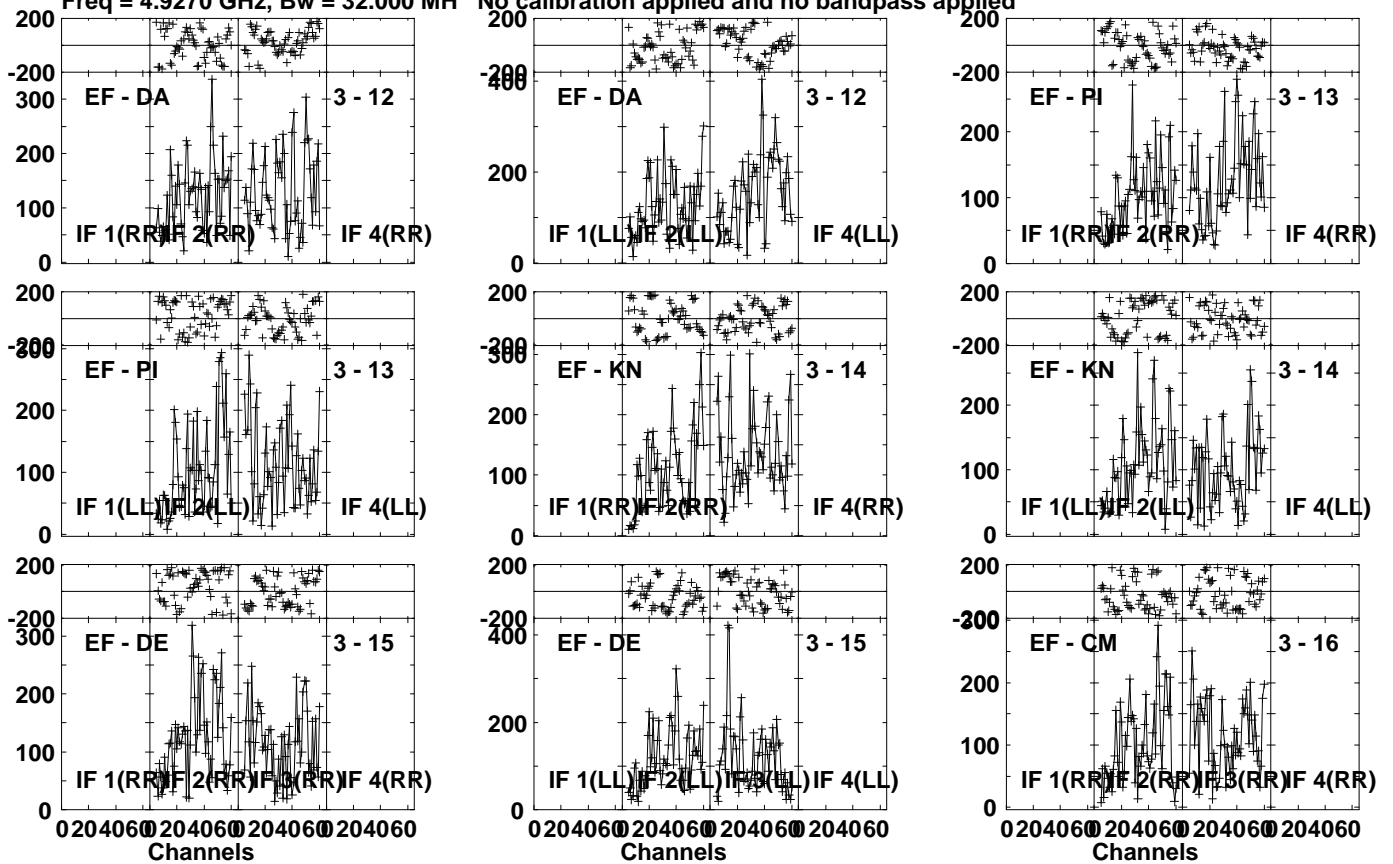
Lower frame: Micro Ampl Jy Top frame: Phas deg
Vector averaged cross-power spectrum Several baselines displayed
Timerange: 00/15:00:31 to 00/15:05:00

Plot file version 490 created 13-FEB-2023 17:07:07

EW02900 EW029D 1.UVDATA.1

Freq = 4.9270 GHz, Bw = 32.000 MH

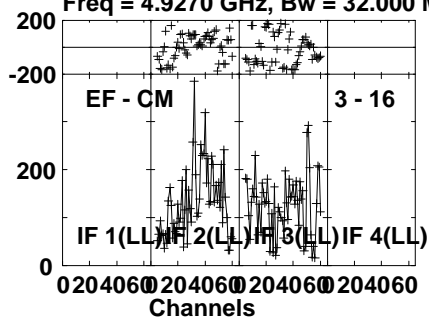
No calibration applied and no bandpass applied



Plot file version 491 created 13-FEB-2023 17:07:07

EW02900 EW029D 1.UVDATA.1

Freq = 4.9270 GHz, Bw = 32.000 MH No calibration applied and no bandpass applied



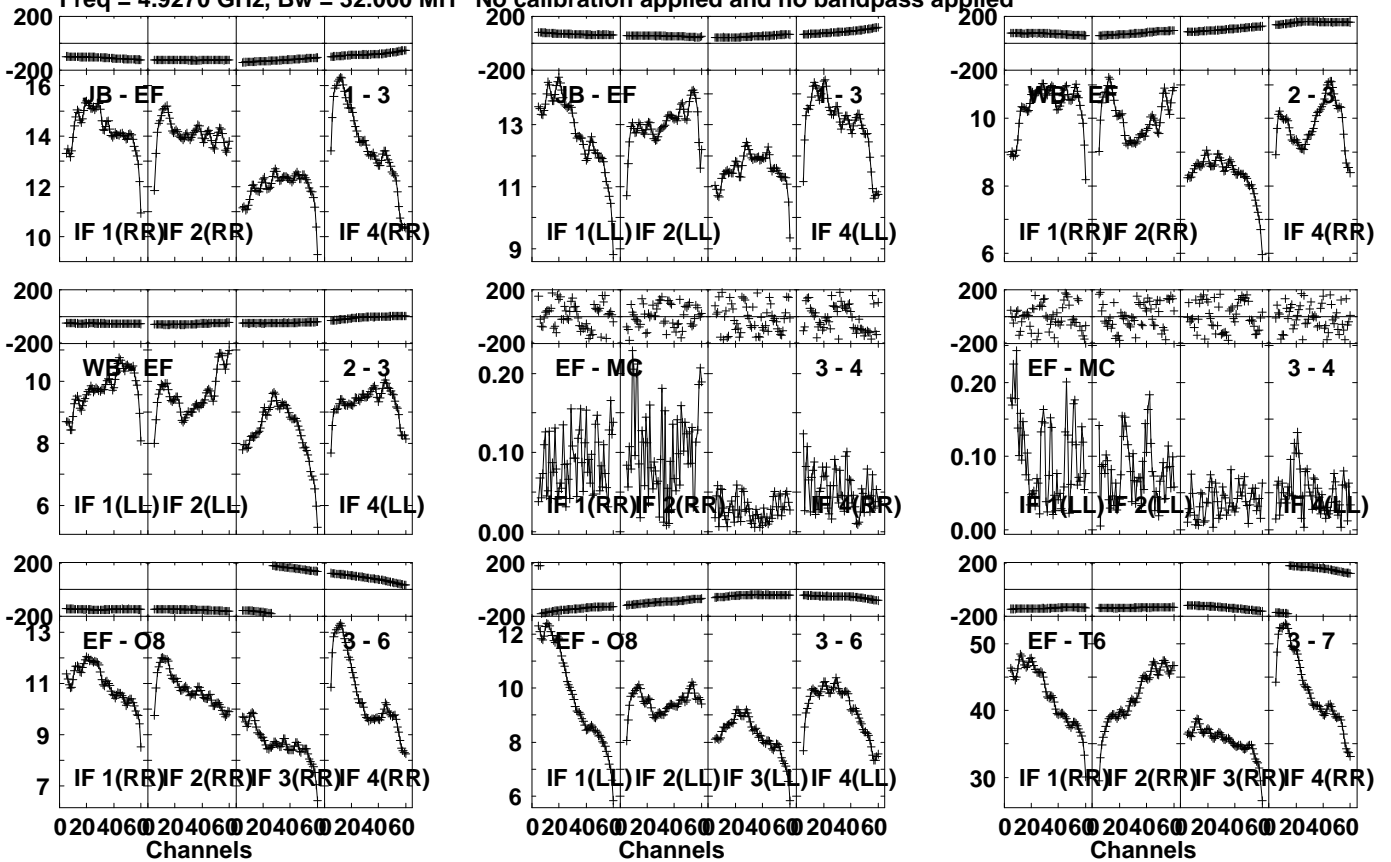
Lower frame: Micro Ampl Jy Top frame: Phas deg
Vector averaged cross-power spectrum Several baselines displayed
Timerange: 00/15:00:31 to 00/15:05:00

Plot file version 492 created 13-FEB-2023 17:07:07

J0958+65 EW029D 1.UVDATA.1

Freq = 4.9270 GHz, Bw = 32.000 MH

No calibration applied and no bandpass applied



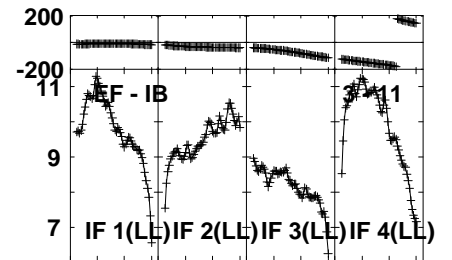
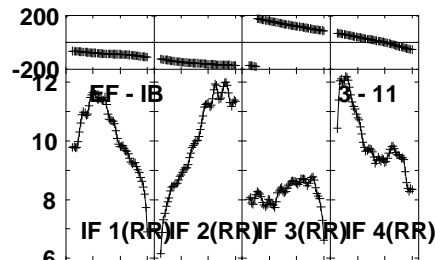
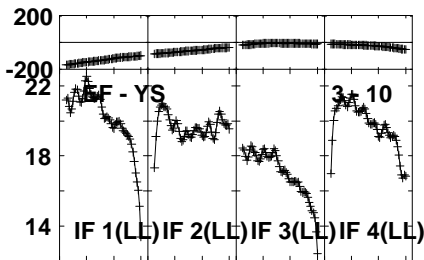
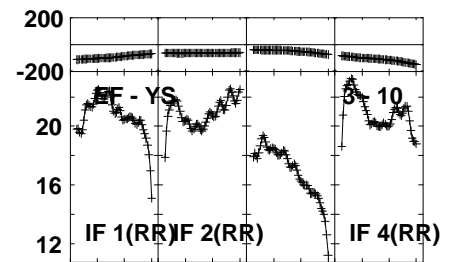
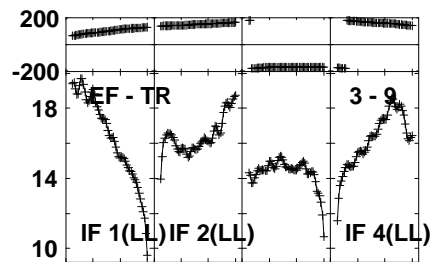
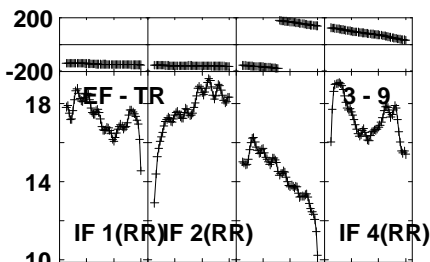
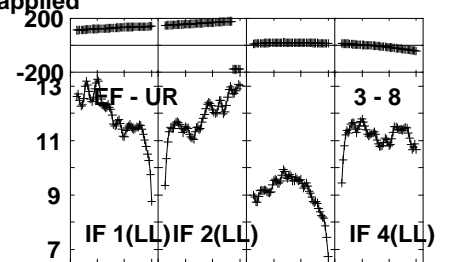
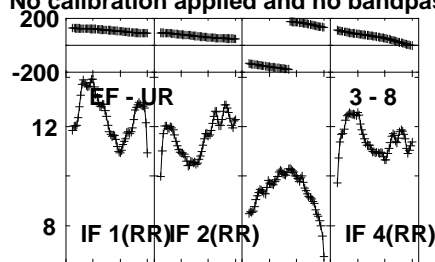
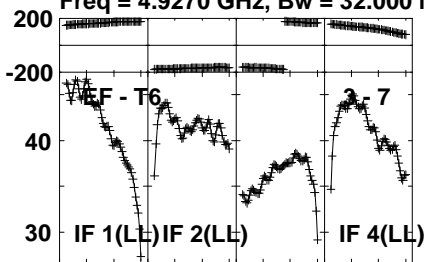
Lower frame: Milli Ampl Jy Top frame: Phas deg
Vector averaged cross-power spectrum Several baselines displayed
Timerange: 00/15:05:50 to 00/15:07:29

Plot file version 493 created 13-FEB-2023 17:07:07

J0958+65 EW029D 1.UVDATA.1

Freq = 4.9270 GHz, Bw = 32.000 MH

No calibration applied and no bandpass applied



0204060 204060 204060 204060
Channels

0204060 204060 204060 204060
Channels

0204060 204060 204060 204060
Channels

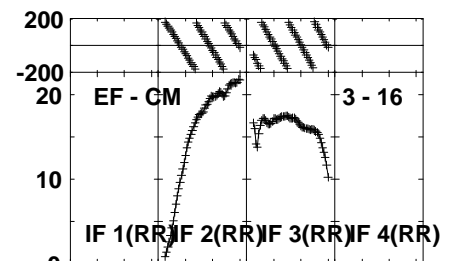
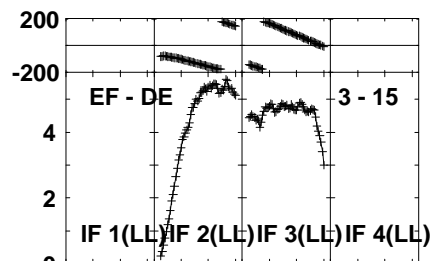
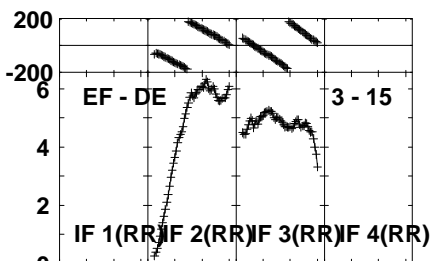
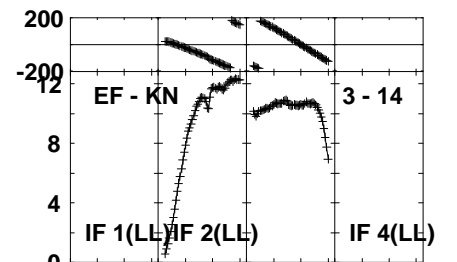
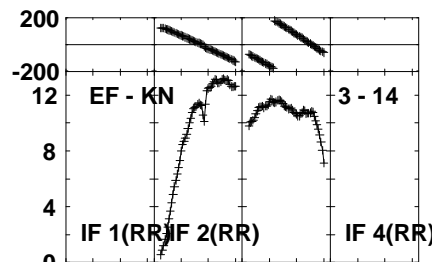
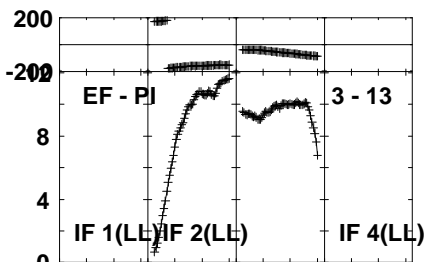
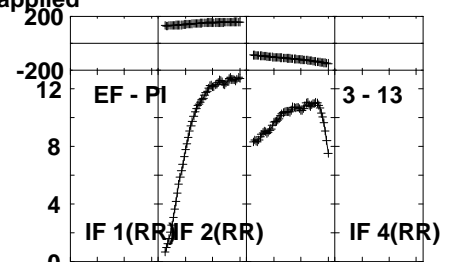
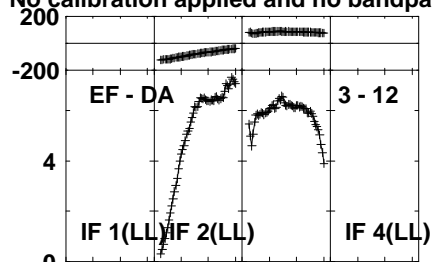
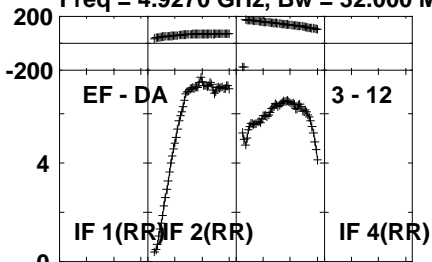
Lower frame: Milli Ampl Jy Top frame: Phas deg
Vector averaged cross-power spectrum Several baselines displayed
Timerange: 00/15:05:50 to 00/15:07:29

Plot file version 494 created 13-FEB-2023 17:07:07

J0958+65 EW029D 1.UVDATA.1

Freq = 4.9270 GHz, Bw = 32.000 MH

No calibration applied and no bandpass applied

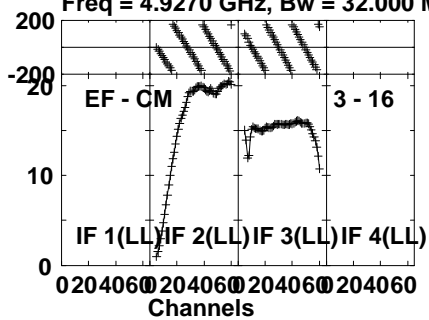


Lower frame: Milli Ampl Jy Top frame: Phas deg
Vector averaged cross-power spectrum Several baselines displayed
Timerange: 00/15:05:50 to 00/15:07:29

Plot file version 495 created 13-FEB-2023 17:07:07

J0958+65 EW029D 1.UVDATA.1

Freq = 4.9270 GHz, Bw = 32.000 MH No calibration applied and no bandpass applied



Lower frame: Milli Ampl Jy Top frame: Phas deg

Vector averaged cross-power spectrum Several baselines displayed

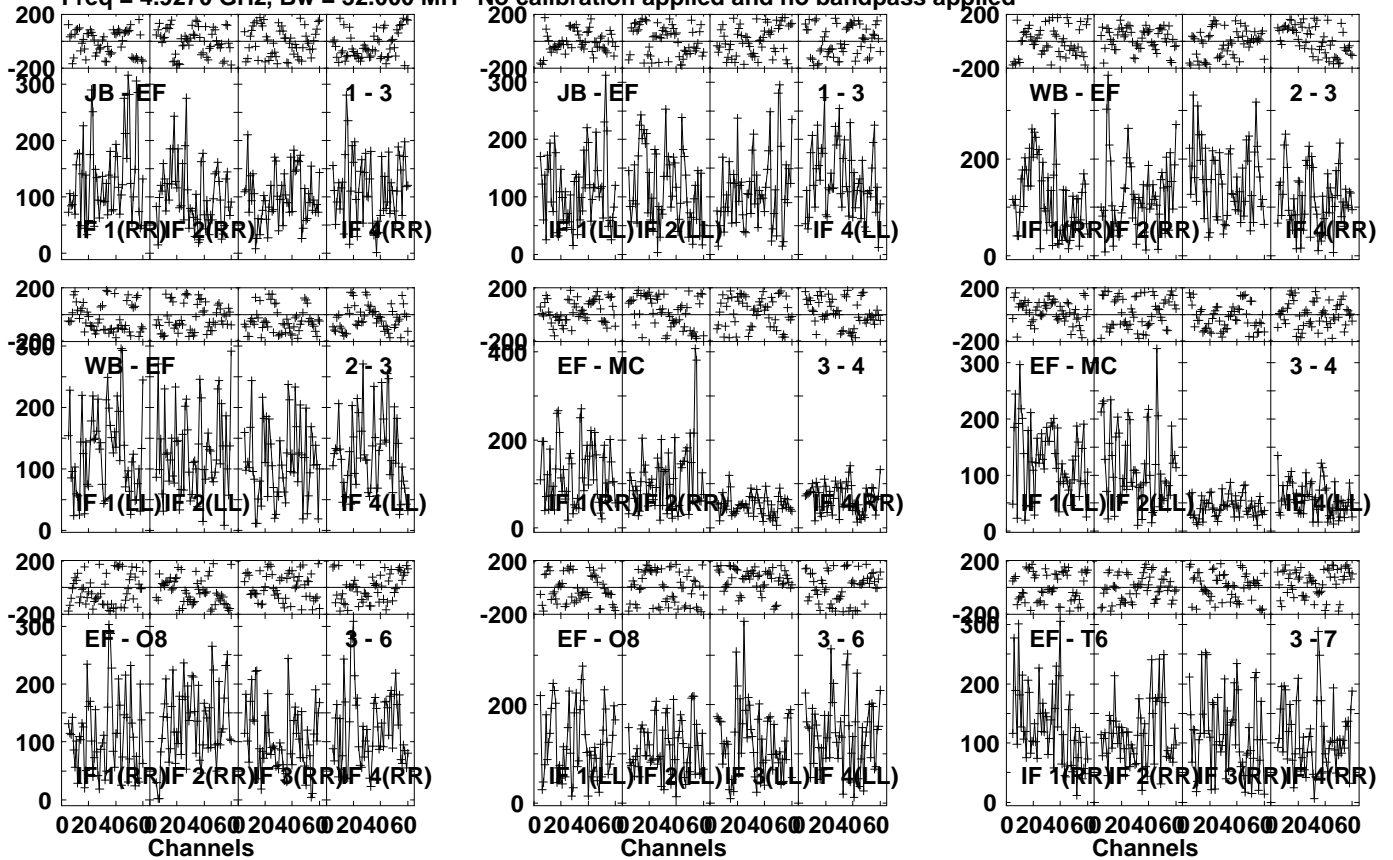
Timerange: 00/15:05:50 to 00/15:07:29

Plot file version 496 created 13-FEB-2023 17:07:07

EW02900 EW029D 1.UVDATA.1

Freq = 4.9270 GHz, Bw = 32.000 MH

No calibration applied and no bandpass applied



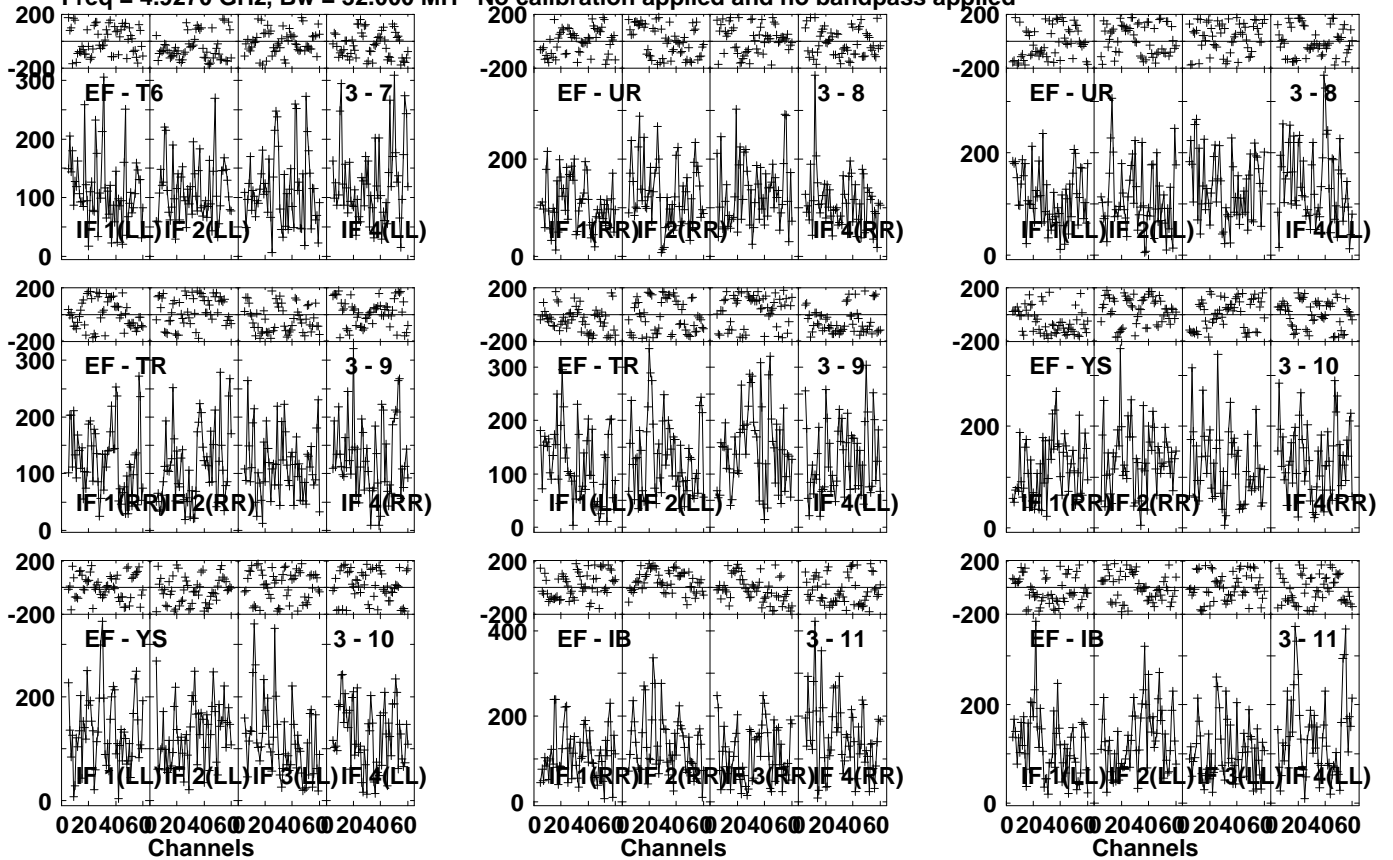
Lower frame: Micro Ampl Jy Top frame: Phas deg
Vector averaged cross-power spectrum Several baselines displayed
Timerange: 00/15:07:30 to 00/15:12:00

Plot file version 497 created 13-FEB-2023 17:07:08

EW02900 EW029D 1.UVDATA.1

Freq = 4.9270 GHz, Bw = 32.000 MH

No calibration applied and no bandpass applied

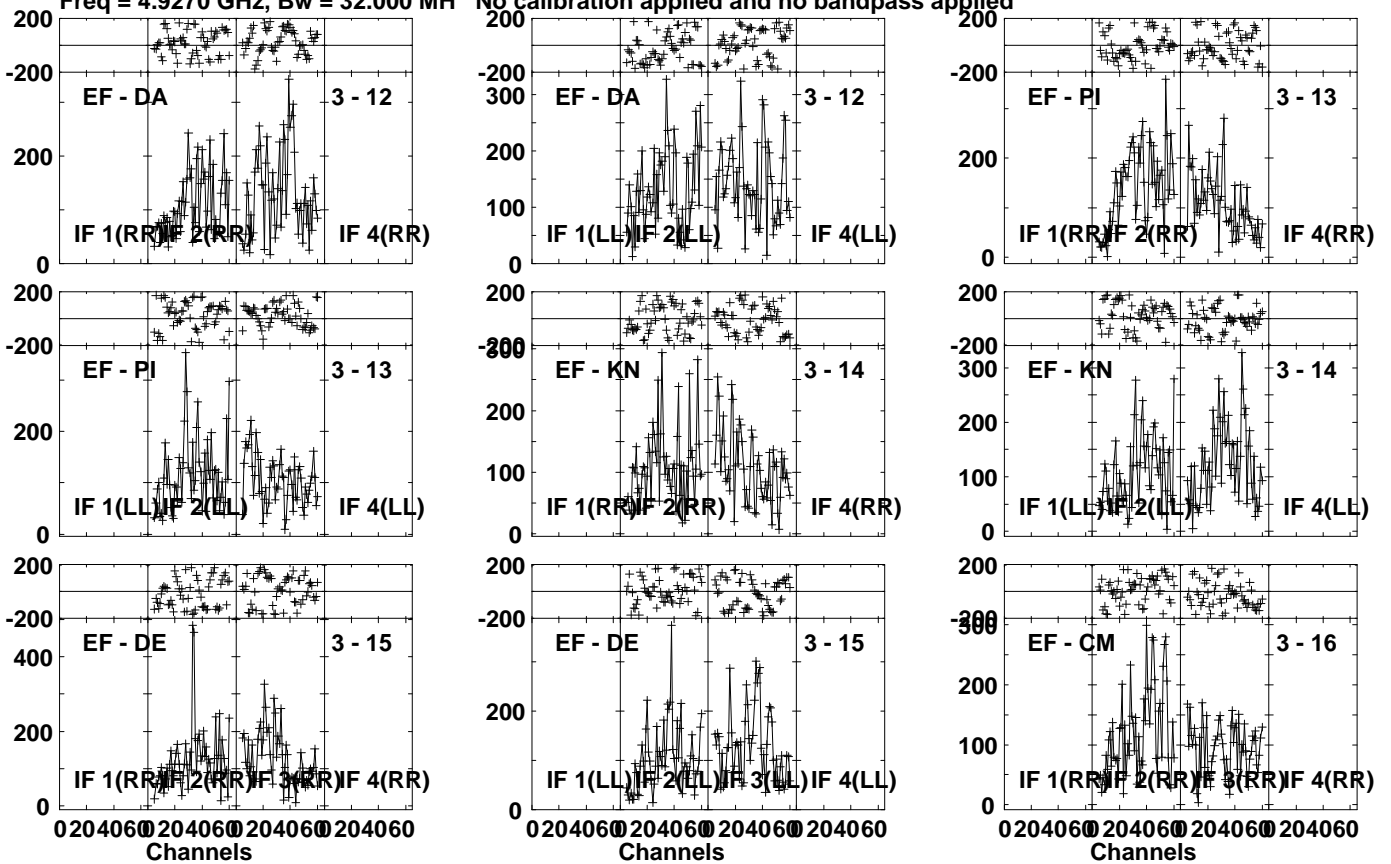


Lower frame: Micro Ampl Jy Top frame: Phas deg
Vector averaged cross-power spectrum Several baselines displayed
Timerange: 00/15:07:30 to 00/15:12:00

Plot file version 498 created 13-FEB-2023 17:07:08

EW02900 EW029D 1.UVDATA.1

Freq = 4.9270 GHz, Bw = 32.000 MH No calibration applied and no bandpass applied

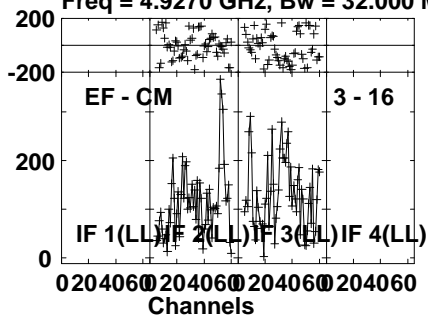


Lower frame: Micro Ampl Jy Top frame: Phas deg
Vector averaged cross-power spectrum Several baselines displayed
Timerange: 00/15:07:30 to 00/15:12:00

Plot file version 499 created 13-FEB-2023 17:07:08

EW02900 EW029D 1.UVDATA.1

Freq = 4.9270 GHz, Bw = 32.000 MH No calibration applied and no bandpass applied



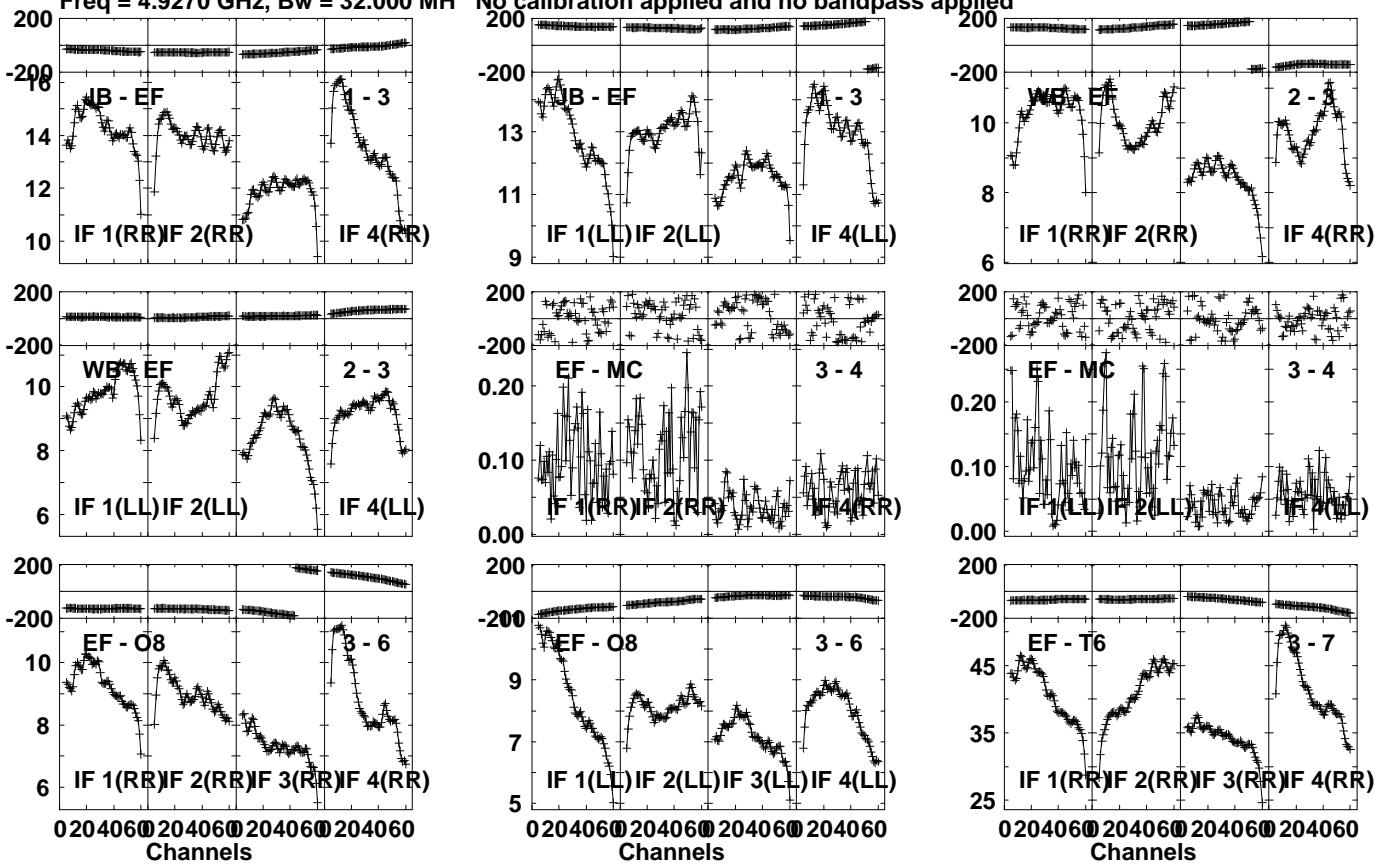
Lower frame: Micro Ampl Jy Top frame: Phas deg
Vector averaged cross-power spectrum Several baselines displayed
Timerange: 00/15:07:30 to 00/15:12:00

Plot file version 500 created 13-FEB-2023 17:07:08

J0958+65 EW029D 1.UVDATA.1

Freq = 4.9270 GHz, Bw = 32.000 MH

No calibration applied and no bandpass applied



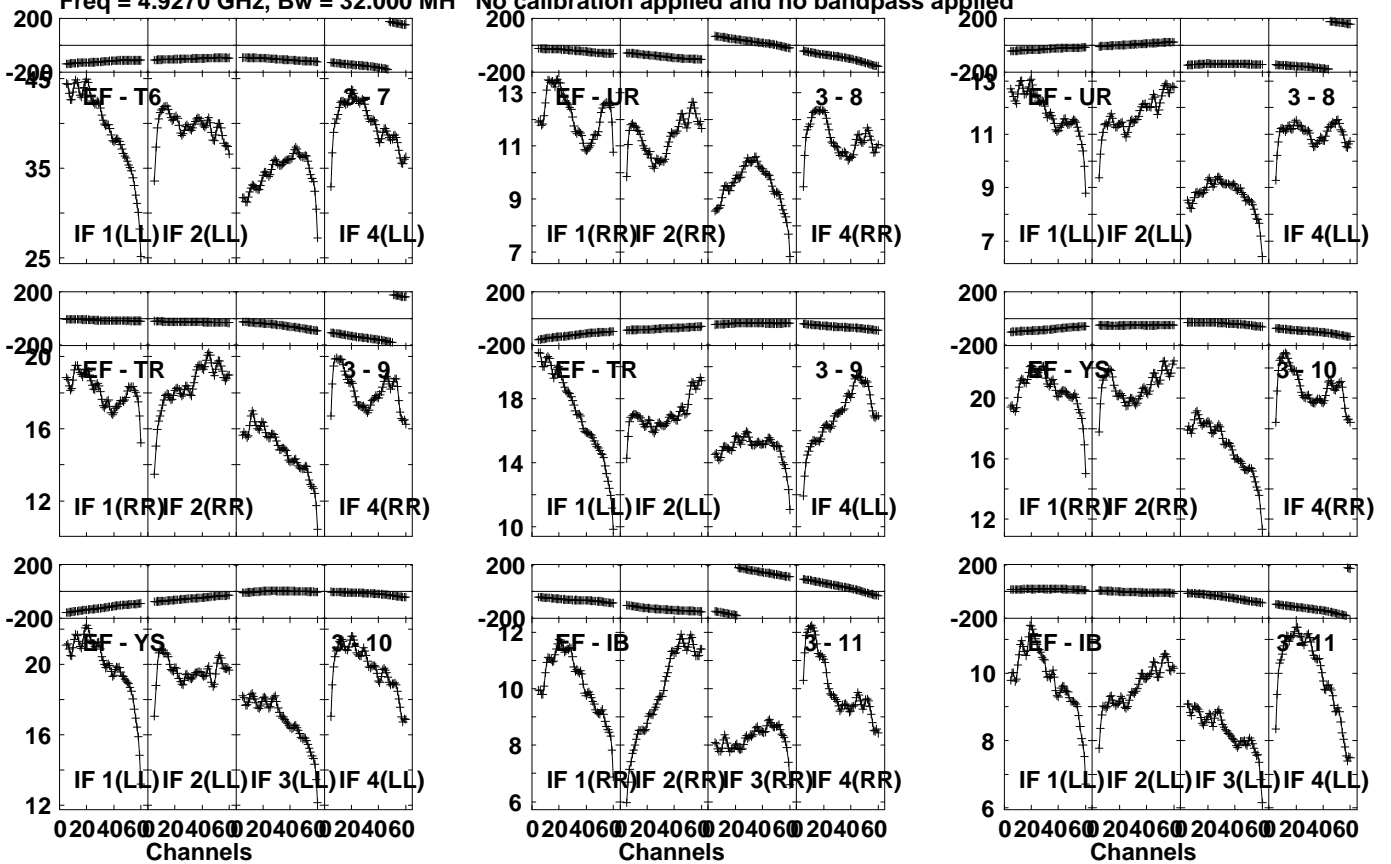
Lower frame: Milli Ampl Jy Top frame: Phas deg
Vector averaged cross-power spectrum Several baselines displayed
Timerange: 00/15:12:50 to 00/15:14:29

Plot file version 501 created 13-FEB-2023 17:07:08

J0958+65 EW029D 1.UVDATA.1

Freq = 4.9270 GHz, Bw = 32.000 MH

No calibration applied and no bandpass applied



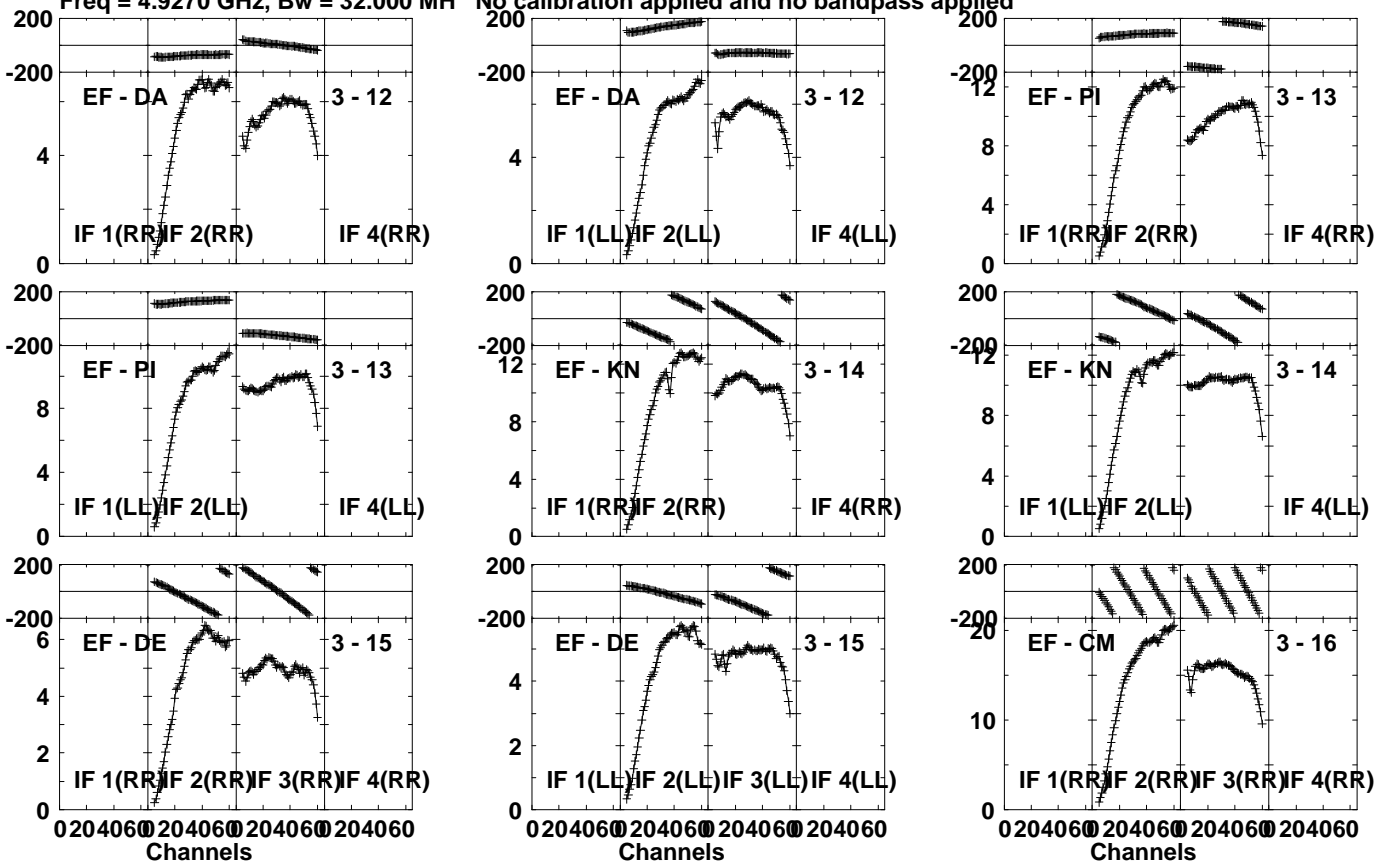
Lower frame: Milli Ampl Jy Top frame: Phas deg
Vector averaged cross-power spectrum Several baselines displayed
Timerange: 00/15:12:50 to 00/15:14:29

Plot file version 502 created 13-FEB-2023 17:07:08

J0958+65 EW029D 1.UVDATA.1

Freq = 4.9270 GHz, Bw = 32.000 MH

No calibration applied and no bandpass applied

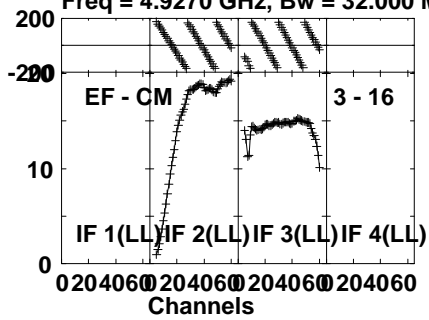


Lower frame: Milli Ampl Jy Top frame: Phas deg
Vector averaged cross-power spectrum Several baselines displayed
Timerange: 00/15:12:50 to 00/15:14:29

Plot file version 503 created 13-FEB-2023 17:07:08

J0958+65 EW029D 1.UVDATA.1

Freq = 4.9270 GHz, Bw = 32.000 MH No calibration applied and no bandpass applied



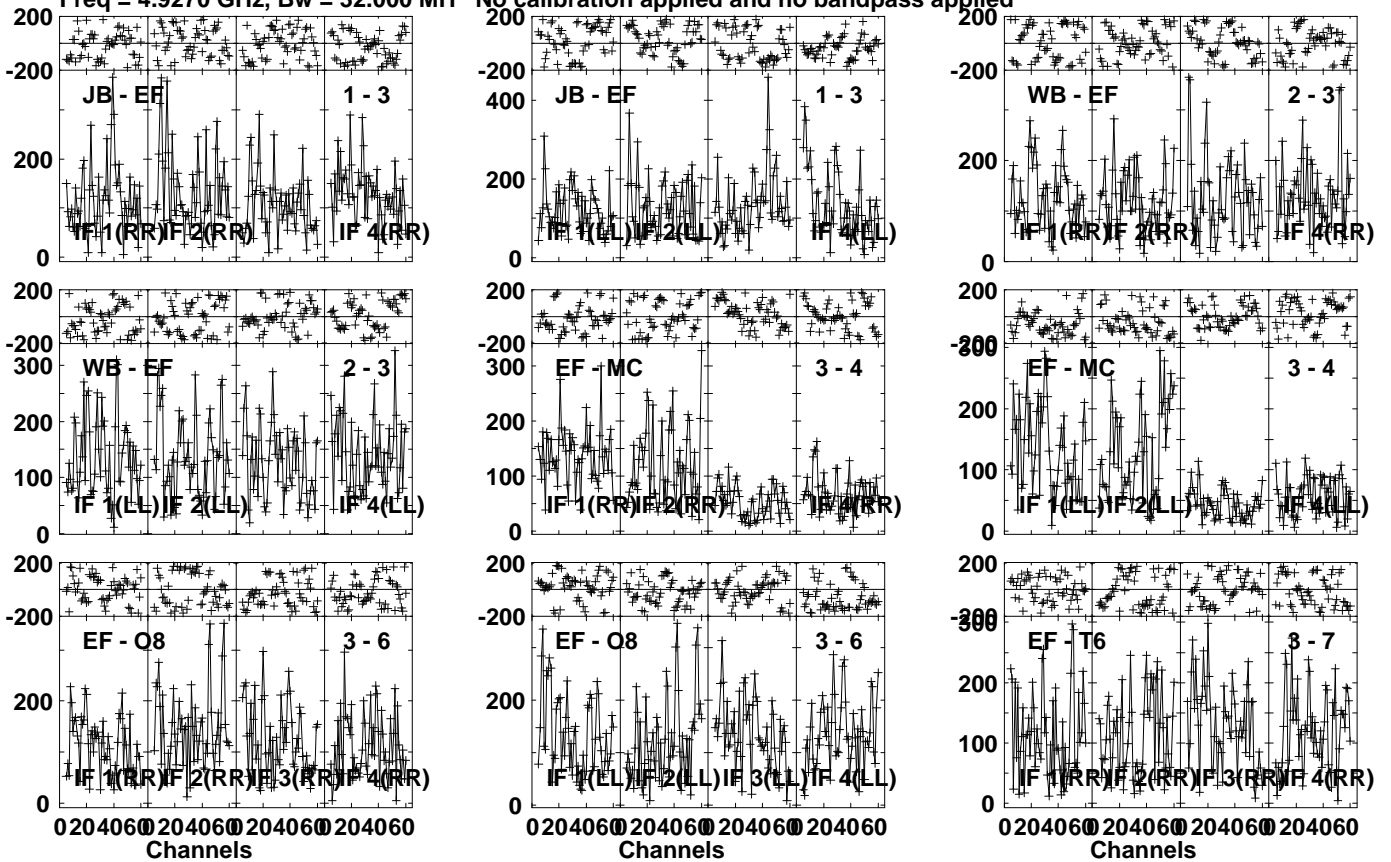
Lower frame: Milli Ampl Jy Top frame: Phas deg
Vector averaged cross-power spectrum Several baselines displayed
Timerange: 00/15:12:50 to 00/15:14:29

Plot file version 504 created 13-FEB-2023 17:07:08

EW02900 EW029D 1.UVDATA.1

Freq = 4.9270 GHz, Bw = 32.000 MH

No calibration applied and no bandpass applied

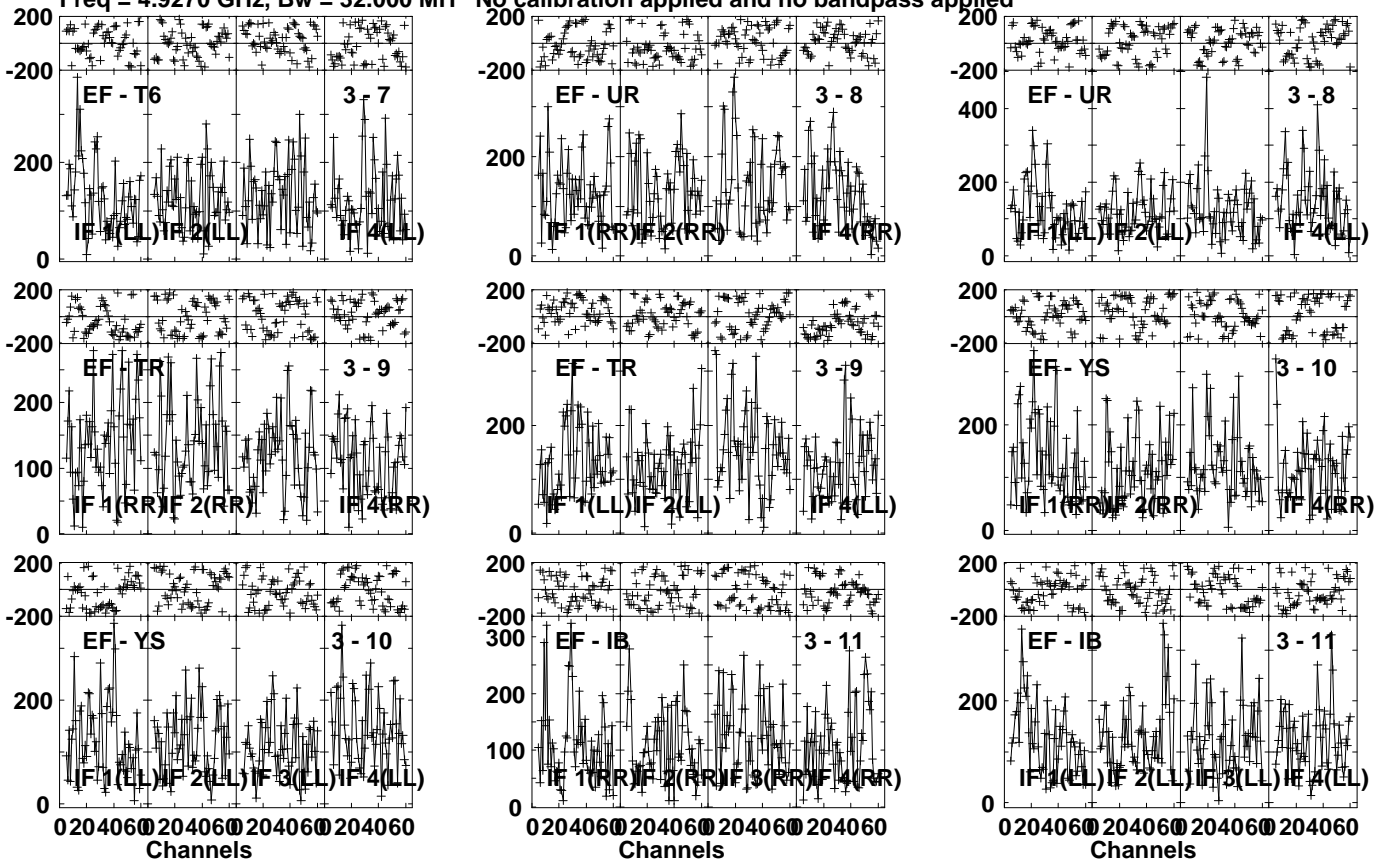


Lower frame: Micro Ampl Jy Top frame: Phas deg
Vector averaged cross-power spectrum Several baselines displayed
Timerange: 00/15:14:30 to 00/15:19:00

Plot file version 505 created 13-FEB-2023 17:07:09

EW02900 EW029D 1.UVDATA.1

Freq = 4.9270 GHz, Bw = 32.000 MH No calibration applied and no bandpass applied

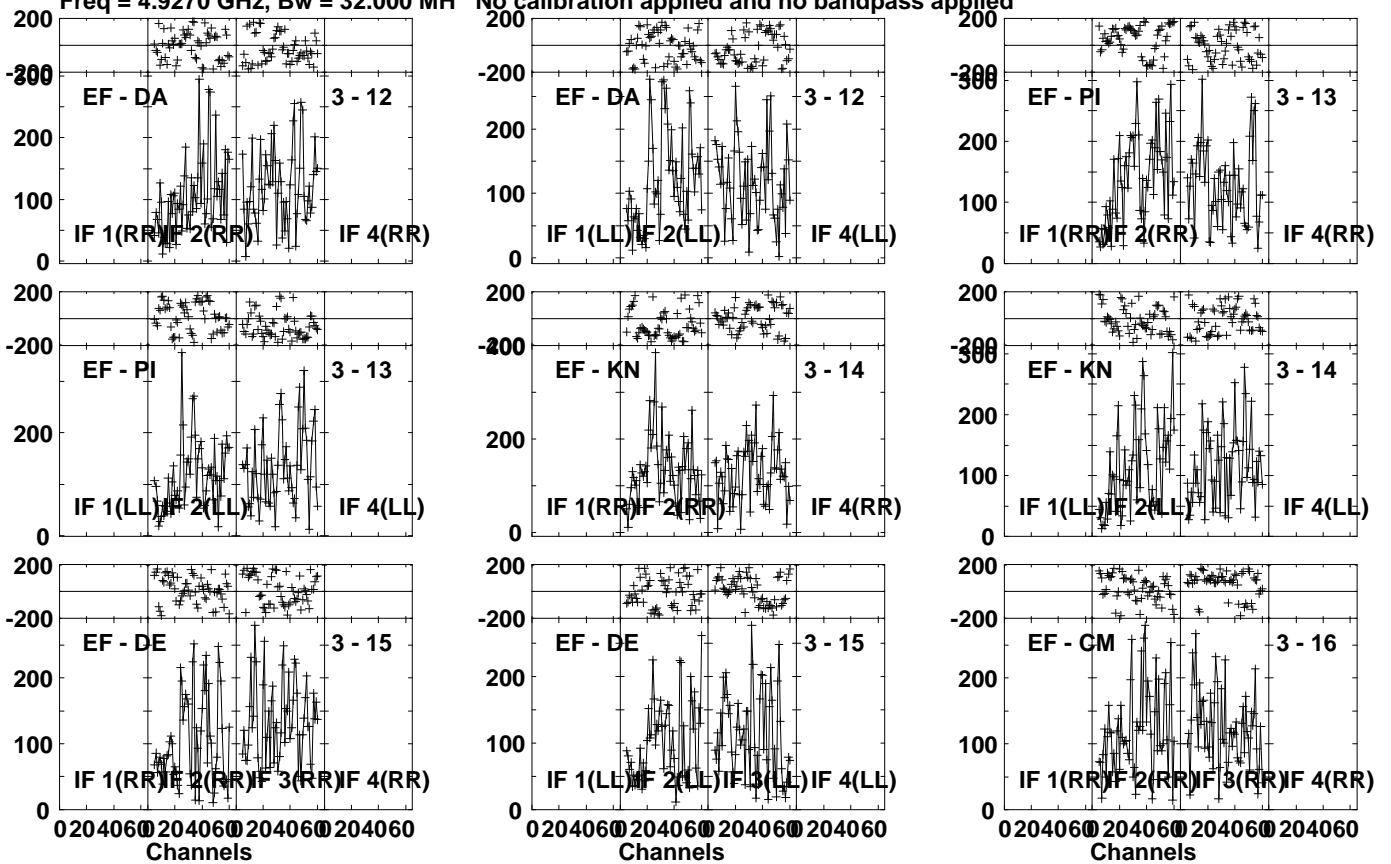


Lower frame: Micro Ampl Jy Top frame: Phas deg
Vector averaged cross-power spectrum Several baselines displayed
Timerange: 00/15:14:30 to 00/15:19:00

Plot file version 506 created 13-FEB-2023 17:07:09

EW02900 EW029D 1.UVDATA.1

Freq = 4.9270 GHz, Bw = 32.000 MH No calibration applied and no bandpass applied

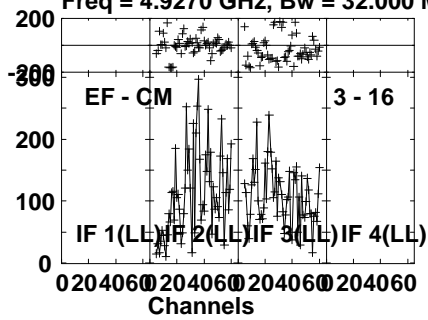


Lower frame: Micro Ampl Jy Top frame: Phas deg
Vector averaged cross-power spectrum Several baselines displayed
Timerange: 00/15:14:30 to 00/15:19:00

Plot file version 507 created 13-FEB-2023 17:07:09

EW02900 EW029D 1.UVDATA.1

Freq = 4.9270 GHz, Bw = 32.000 MH No calibration applied and no bandpass applied



Lower frame: Micro Ampl Jy Top frame: Phas deg

Vector averaged cross-power spectrum Several baselines displayed

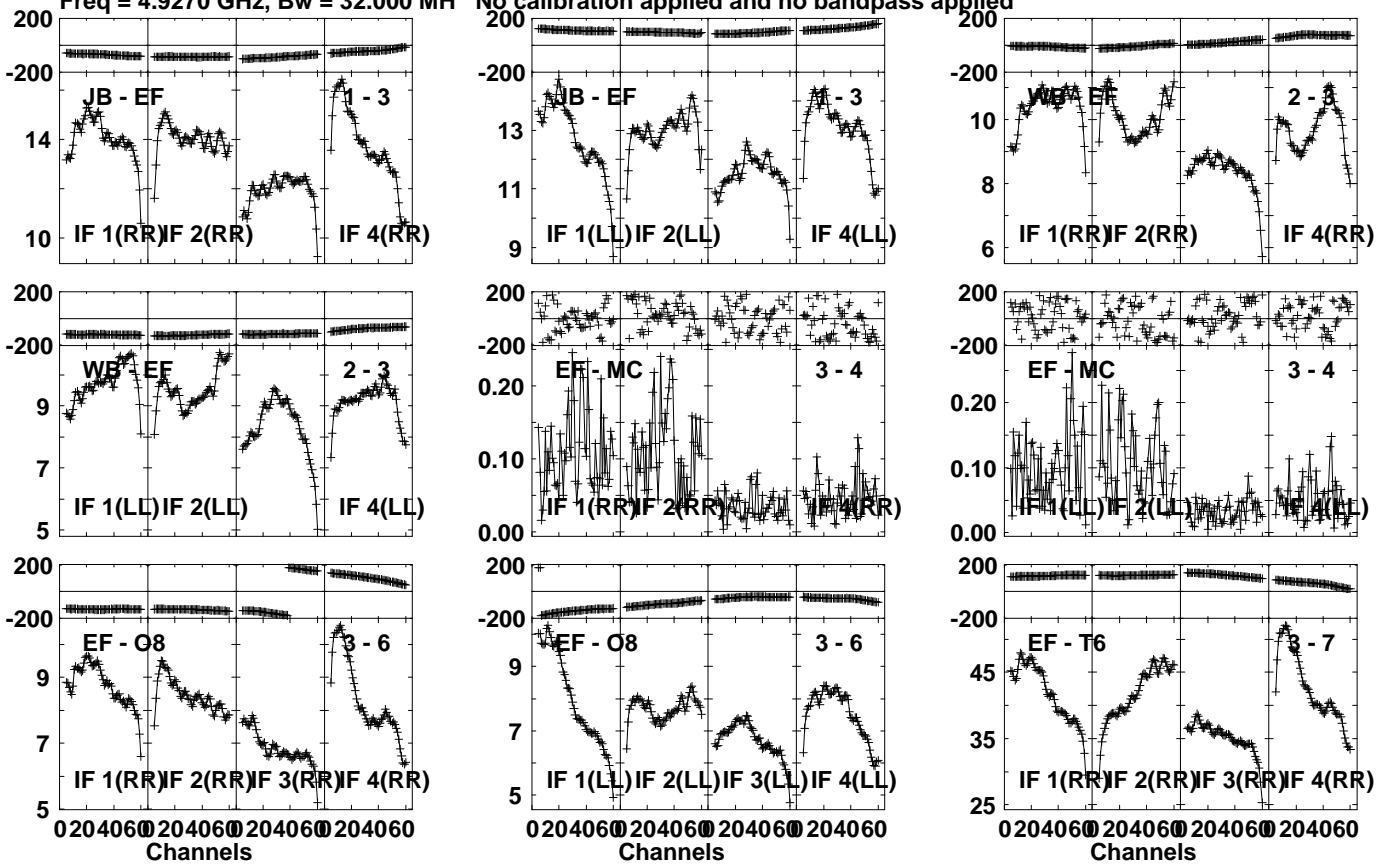
Timerange: 00/15:14:30 to 00/15:19:00

Plot file version 508 created 13-FEB-2023 17:07:09

J0958+65 EW029D 1.UVDATA.1

Freq = 4.9270 GHz, Bw = 32.000 MH

No calibration applied and no bandpass applied



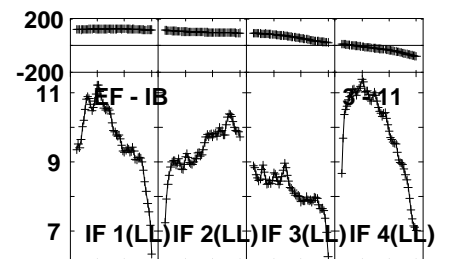
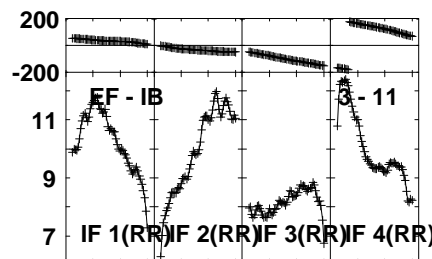
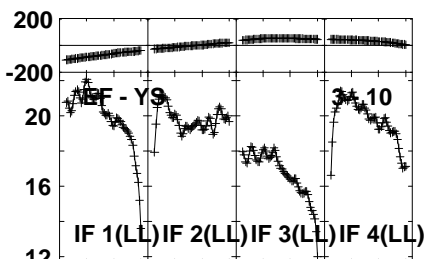
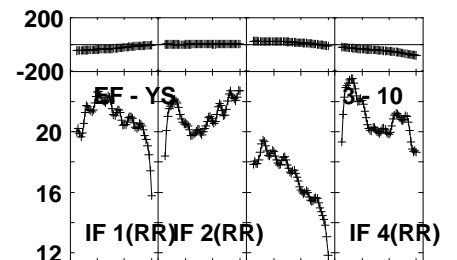
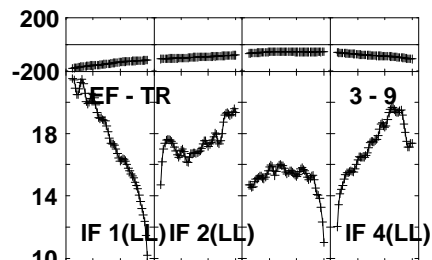
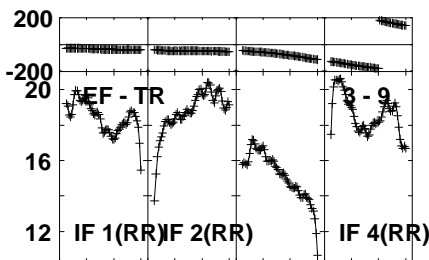
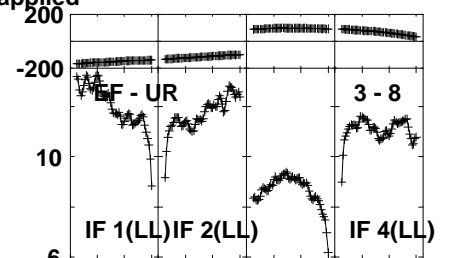
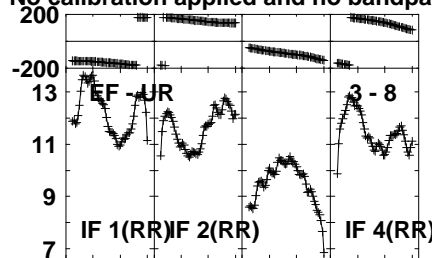
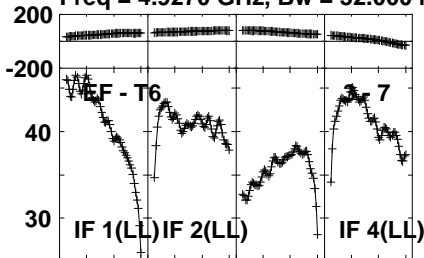
Lower frame: Milli Ampl Jy Top frame: Phas deg
 Vector averaged cross-power spectrum Several baselines displayed
 Timerange: 00/15:19:01 to 00/15:21:29

Plot file version 509 created 13-FEB-2023 17:07:09

J0958+65 EW029D 1.UVDATA.1

Freq = 4.9270 GHz, Bw = 32.000 MH

No calibration applied and no bandpass applied



0204060 204060 204060 204060
Channels

0204060 204060 204060 204060
Channels

0204060 204060 204060 204060
Channels

Lower frame: Milli Ampl Jy Top frame: Phas deg

Vector averaged cross-power spectrum Several baselines displayed

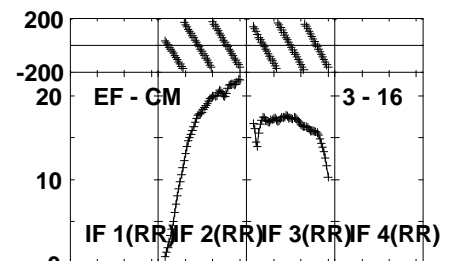
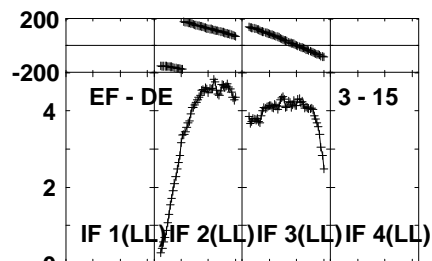
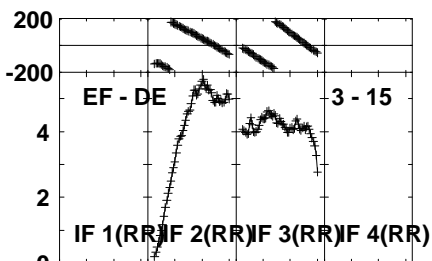
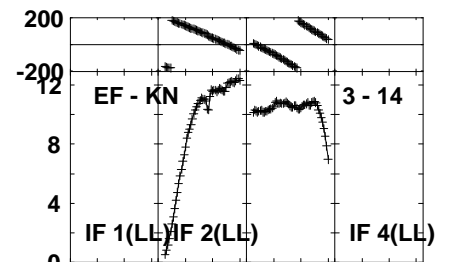
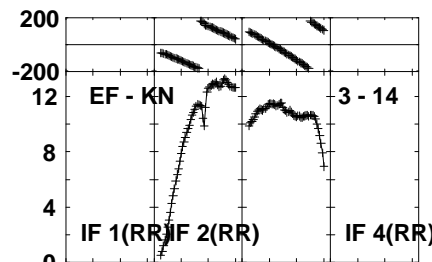
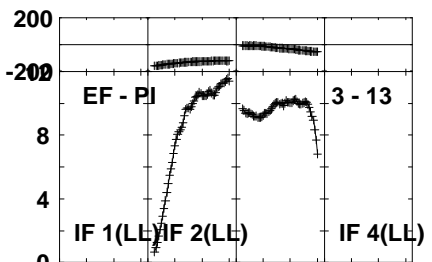
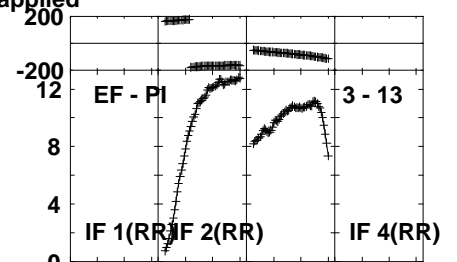
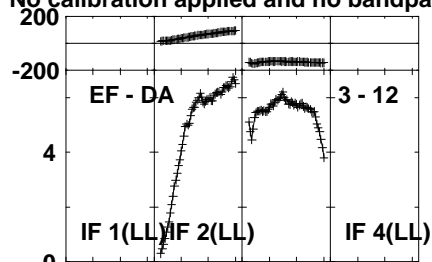
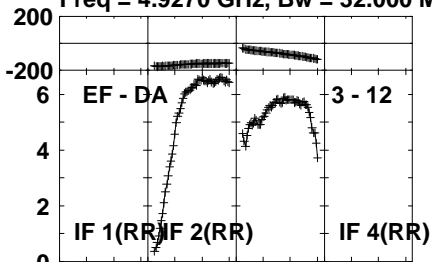
Timerange: 00/15:19:01 to 00/15:21:29

Plot file version 510 created 13-FEB-2023 17:07:09

J0958+65 EW029D 1.UVDATA.1

Freq = 4.9270 GHz, Bw = 32.000 MH

No calibration applied and no bandpass applied

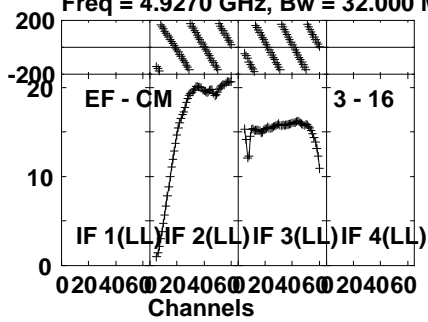


Lower frame: Milli Ampl Jy Top frame: Phas deg
Vector averaged cross-power spectrum Several baselines displayed
Timerange: 00/15:19:01 to 00/15:21:29

Plot file version 511 created 13-FEB-2023 17:07:09

J0958+65 EW029D 1.UVDATA.1

Freq = 4.9270 GHz, Bw = 32.000 MH No calibration applied and no bandpass applied



Lower frame: Milli Ampl Jy Top frame: Phas deg

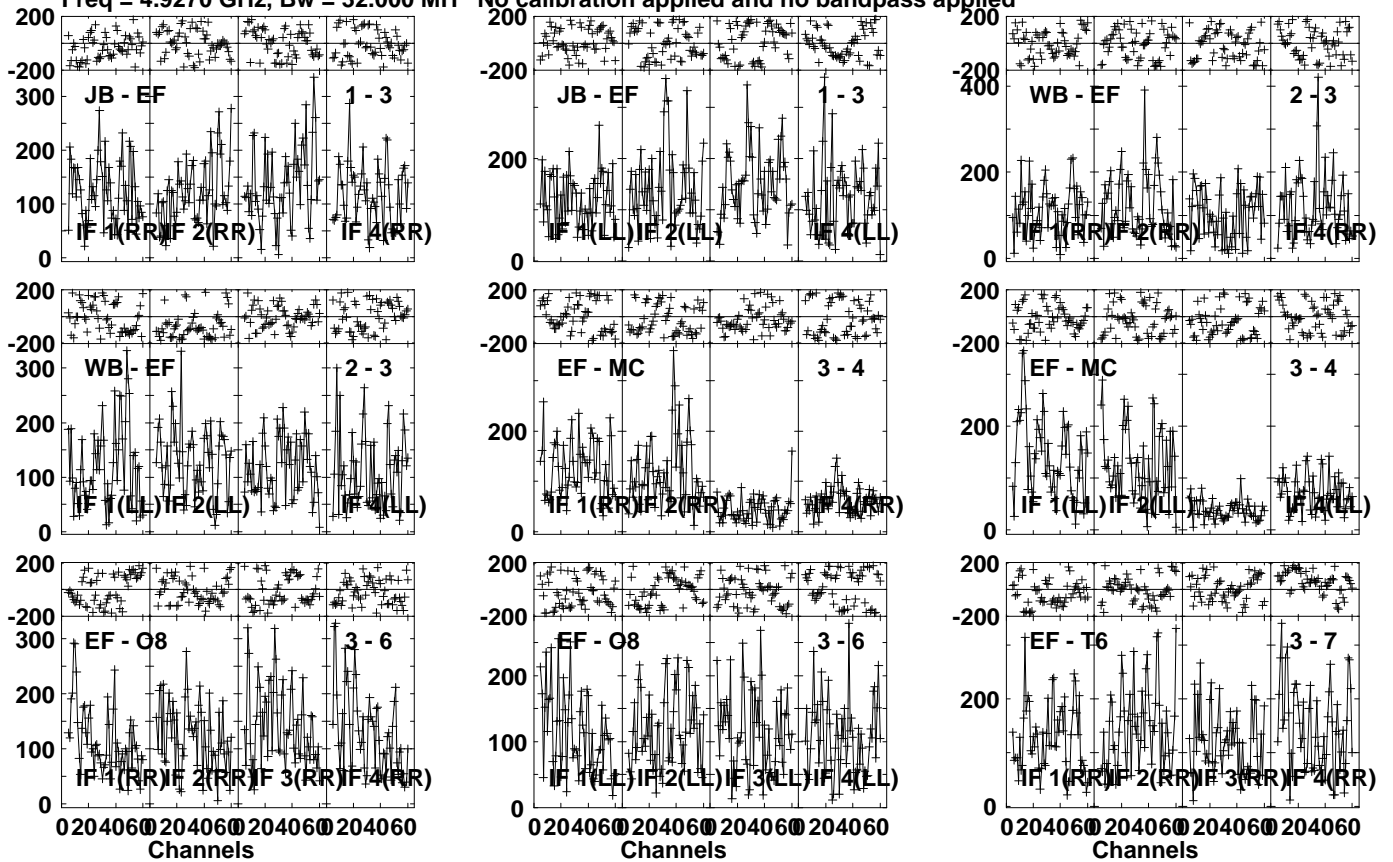
Vector averaged cross-power spectrum Several baselines displayed

Timerange: 00/15:19:01 to 00/15:21:29

Plot file version 512 created 13-FEB-2023 17:07:10

EW02900 EW029D 1.UVDATA.1

Freq = 4.9270 GHz, Bw = 32.000 MH No calibration applied and no bandpass applied

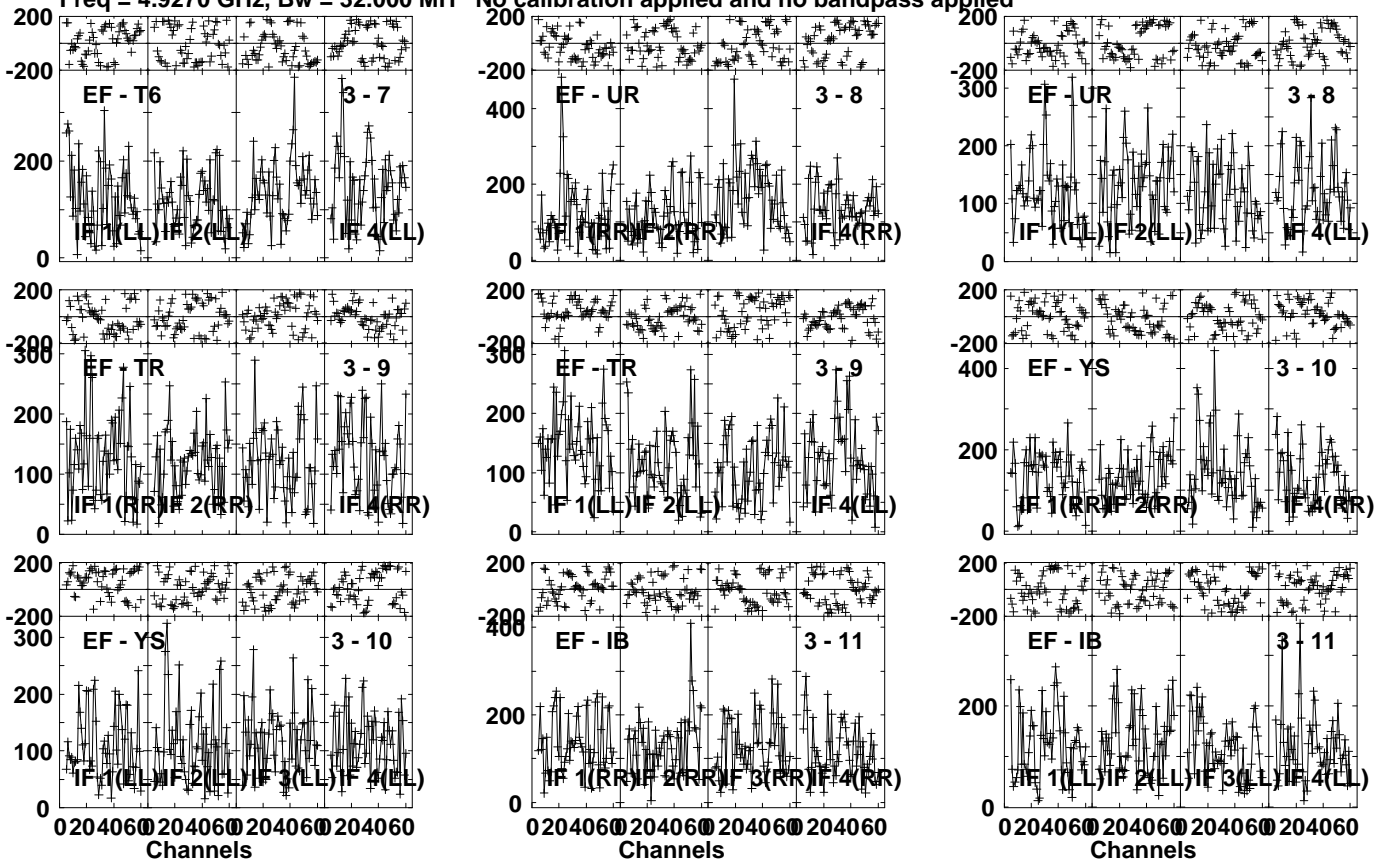


Lower frame: Micro Ampl Jy Top frame: Phas deg
Vector averaged cross-power spectrum Several baselines displayed
Timerange: 00/15:21:30 to 00/15:26:00

Plot file version 513 created 13-FEB-2023 17:07:10

EW02900 EW029D 1.UVDATA.1

Freq = 4.9270 GHz, Bw = 32.000 MH No calibration applied and no bandpass applied



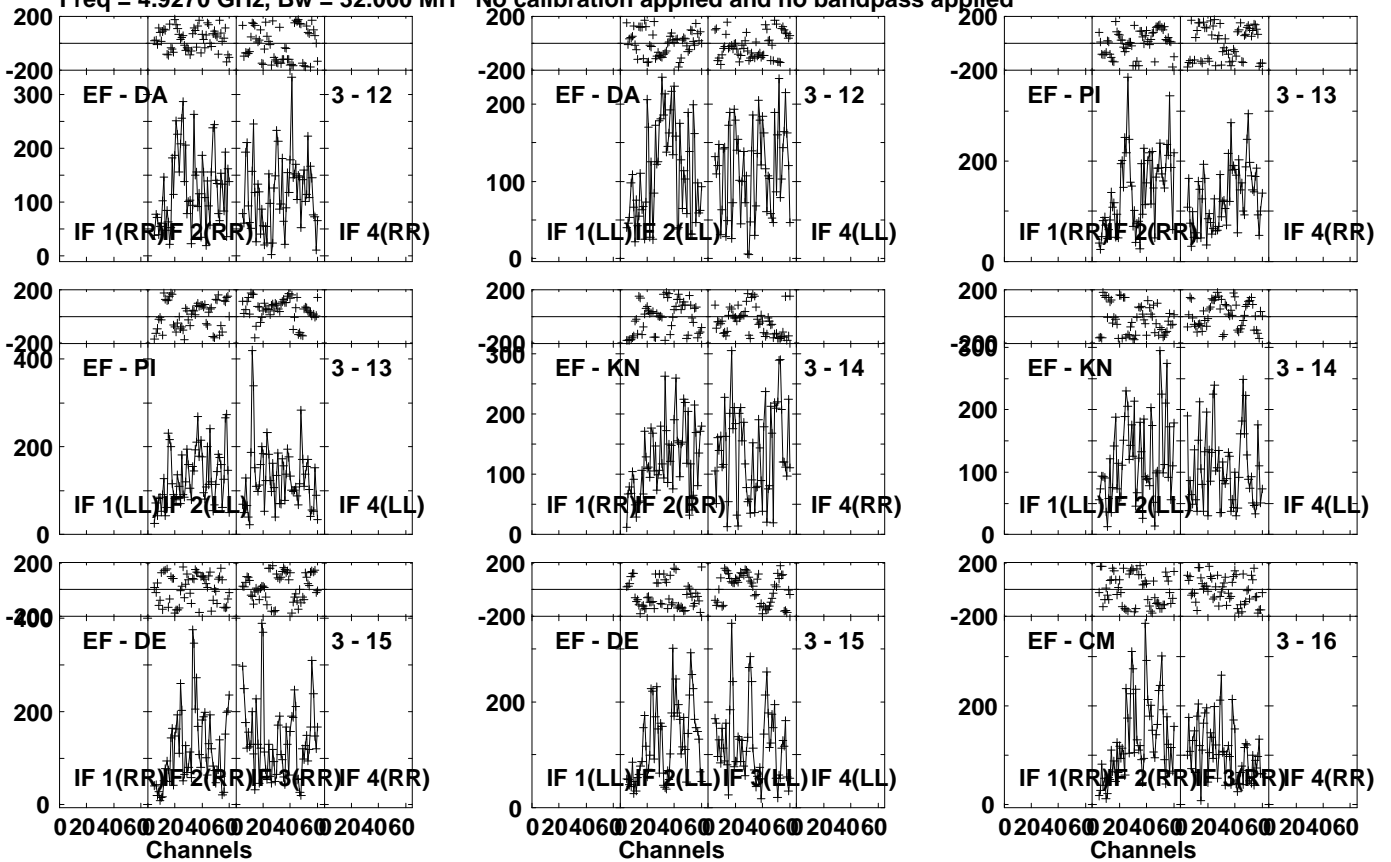
Lower frame: Micro Ampl Jy Top frame: Phas deg
Vector averaged cross-power spectrum Several baselines displayed
Timerange: 00/15:21:30 to 00/15:26:00

Plot file version 514 created 13-FEB-2023 17:07:10

EW02900 EW029D 1.UVDATA.1

Freq = 4.9270 GHz, Bw = 32.000 MH

No calibration applied and no bandpass applied

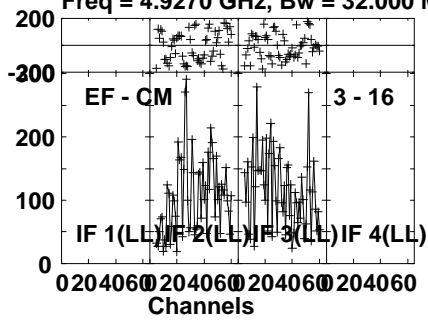


Lower frame: Micro Ampl Jy Top frame: Phas deg
Vector averaged cross-power spectrum Several baselines displayed
Timerange: 00/15:21:30 to 00/15:26:00

Plot file version 515 created 13-FEB-2023 17:07:10

EW02900 EW029D 1.UVDATA.1

Freq = 4.9270 GHz, Bw = 32.000 MH No calibration applied and no bandpass applied



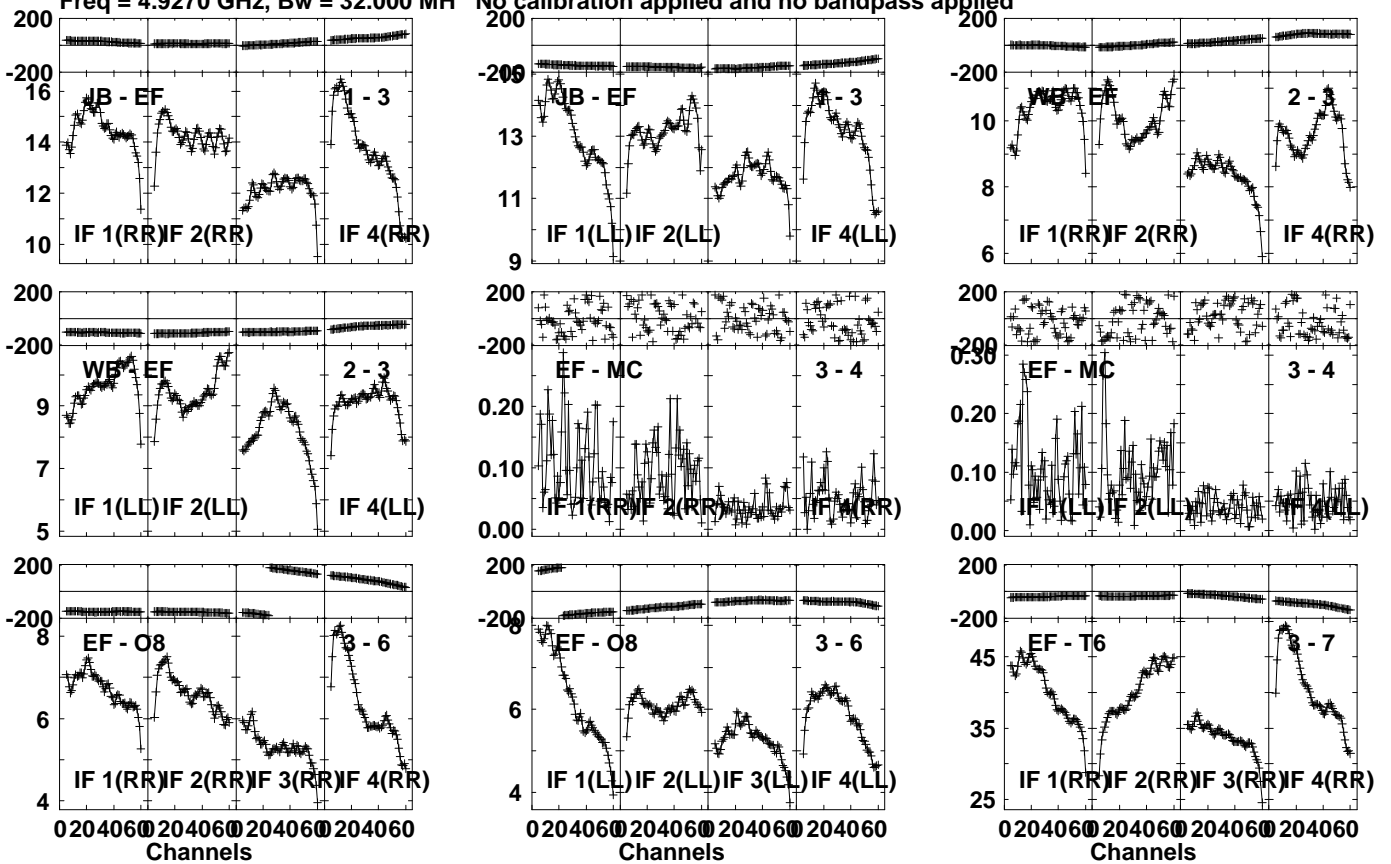
Lower frame: Micro Ampl Jy Top frame: Phas deg
Vector averaged cross-power spectrum Several baselines displayed
Timerange: 00/15:21:30 to 00/15:26:00

Plot file version 516 created 13-FEB-2023 17:07:10

J0958+65 EW029D 1.UVDATA.1

Freq = 4.9270 GHz, Bw = 32.000 MH

No calibration applied and no bandpass applied



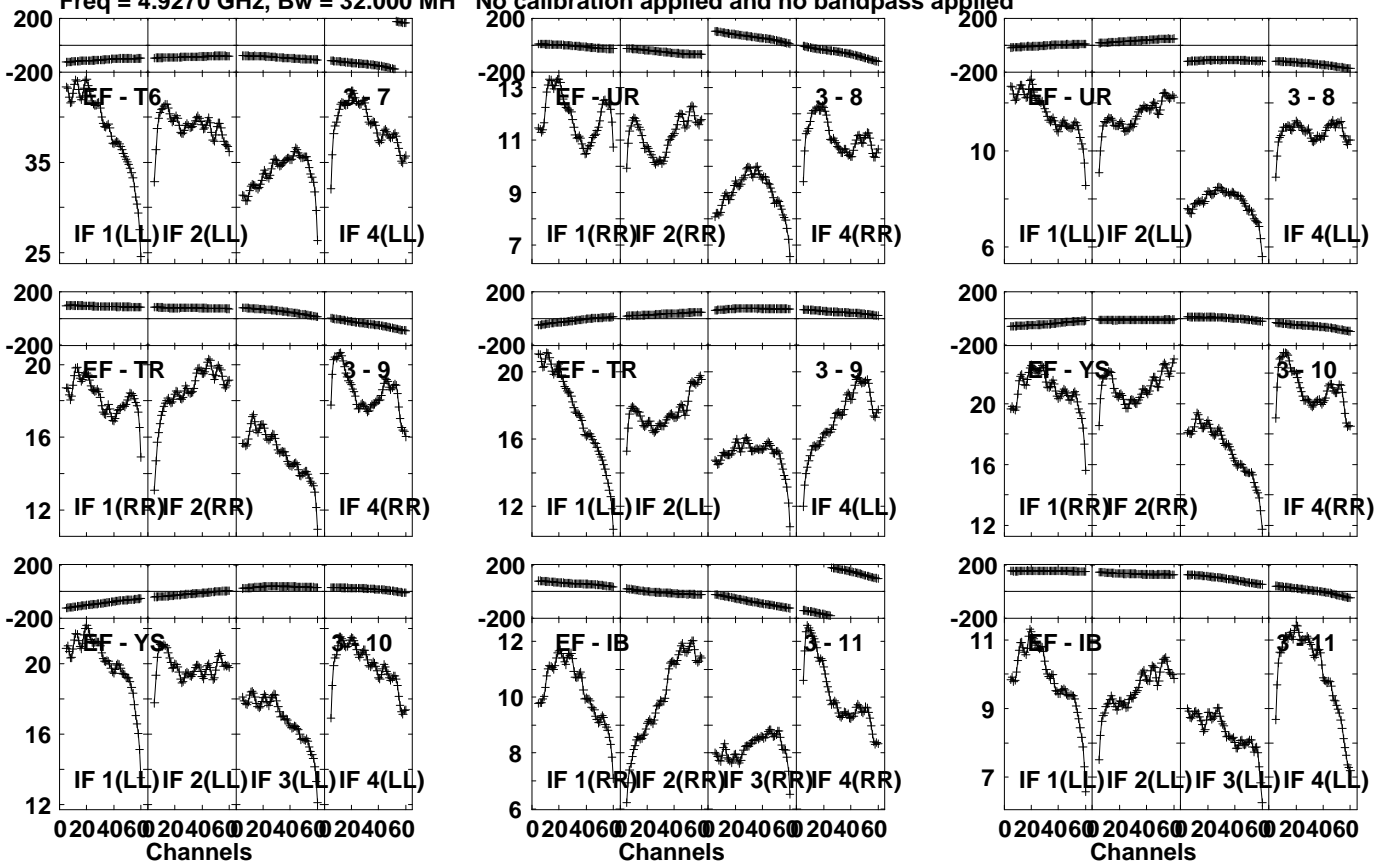
Lower frame: Milli Ampl Jy Top frame: Phas deg
Vector averaged cross-power spectrum Several baselines displayed
Timerange: 00/15:26:50 to 00/15:28:30

Plot file version 517 created 13-FEB-2023 17:07:10

J0958+65 EW029D 1.UVDATA.1

Freq = 4.9270 GHz, Bw = 32.000 MH

No calibration applied and no bandpass applied



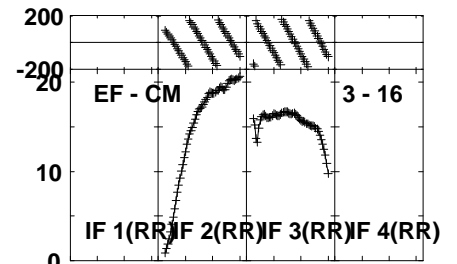
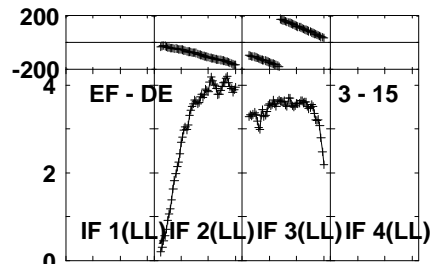
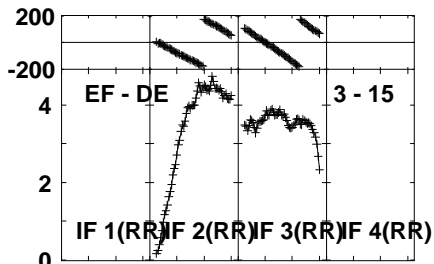
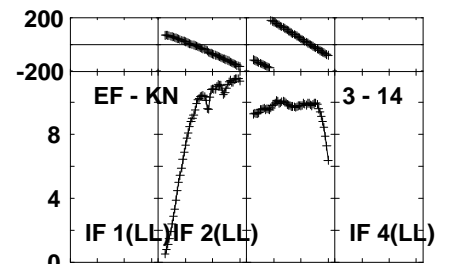
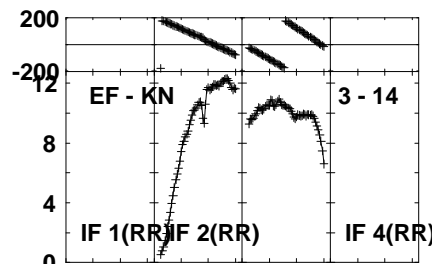
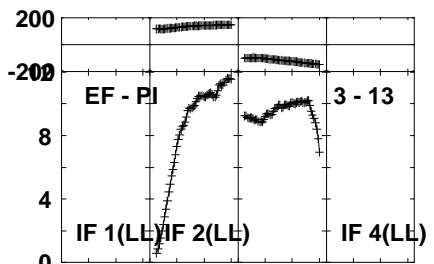
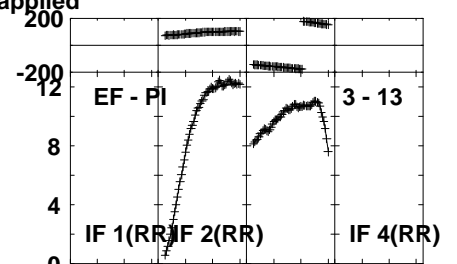
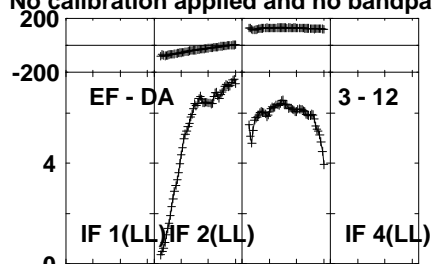
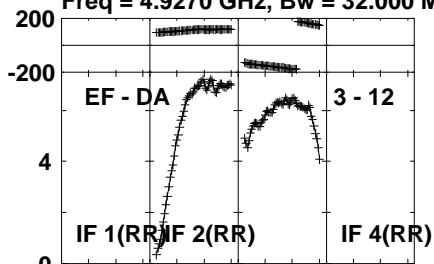
Lower frame: Milli Ampl Jy Top frame: Phas deg
Vector averaged cross-power spectrum Several baselines displayed
Timerange: 00/15:26:50 to 00/15:28:30

Plot file version 518 created 13-FEB-2023 17:07:10

J0958+65 EW029D 1.UVDATA.1

Freq = 4.9270 GHz, Bw = 32.000 MH

No calibration applied and no bandpass applied

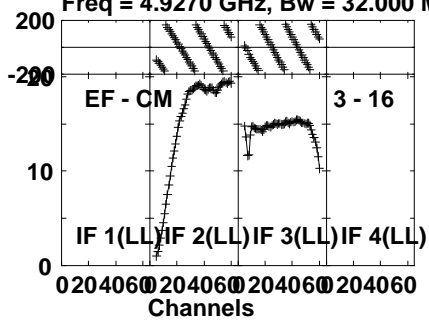


Lower frame: Milli Ampl Jy Top frame: Phas deg
Vector averaged cross-power spectrum Several baselines displayed
Timerange: 00/15:26:50 to 00/15:28:30

Plot file version 519 created 13-FEB-2023 17:07:10

J0958+65 EW029D 1.UVDATA.1

Freq = 4.9270 GHz, Bw = 32.000 MH No calibration applied and no bandpass applied



Lower frame: Milli Ampl Jy Top frame: Phas deg

Vector averaged cross-power spectrum Several baselines displayed

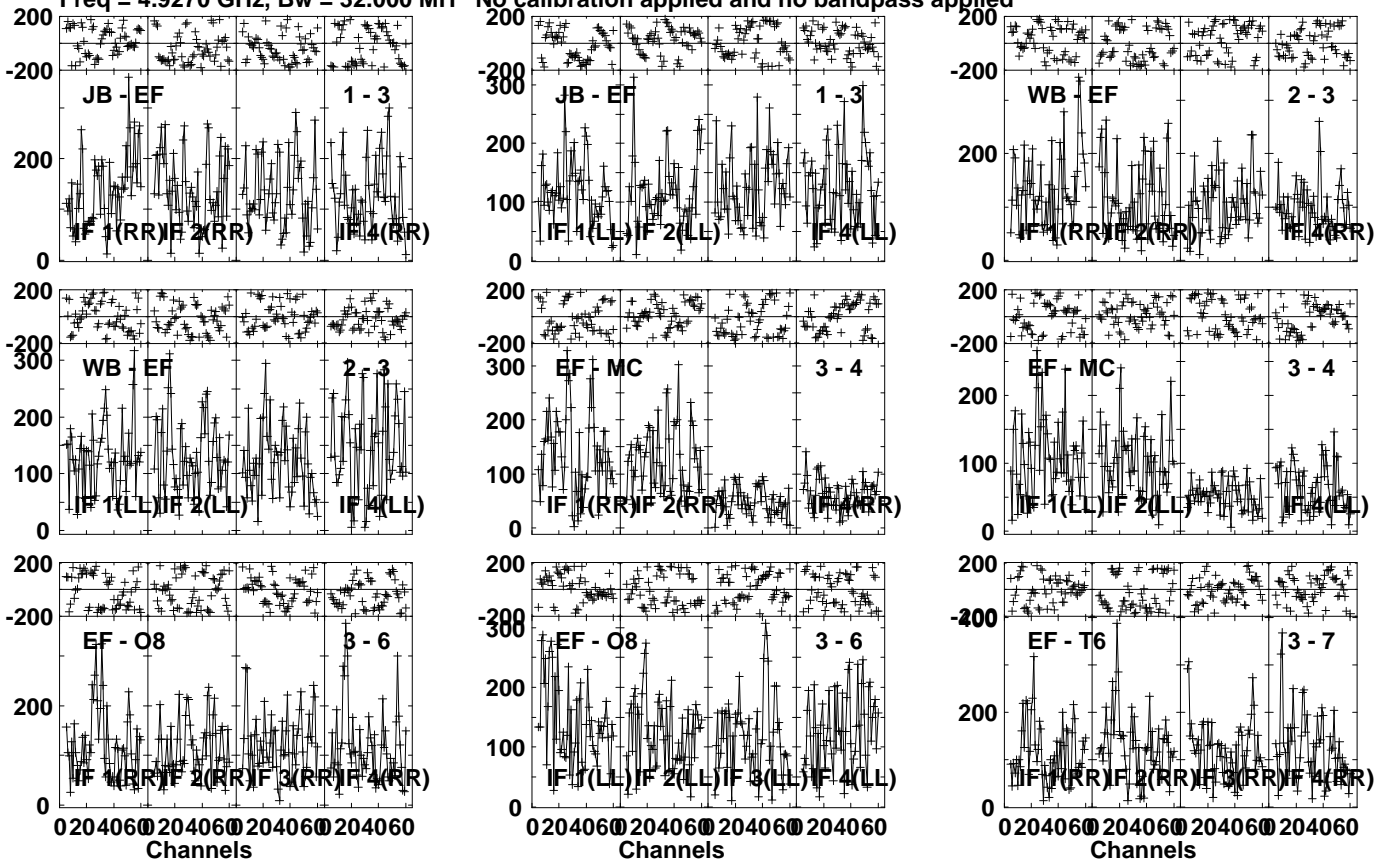
Timerange: 00/15:26:50 to 00/15:28:30

Plot file version 520 created 13-FEB-2023 17:07:11

EW02900 EW029D 1.UVDATA.1

Freq = 4.9270 GHz, Bw = 32.000 MH

No calibration applied and no bandpass applied

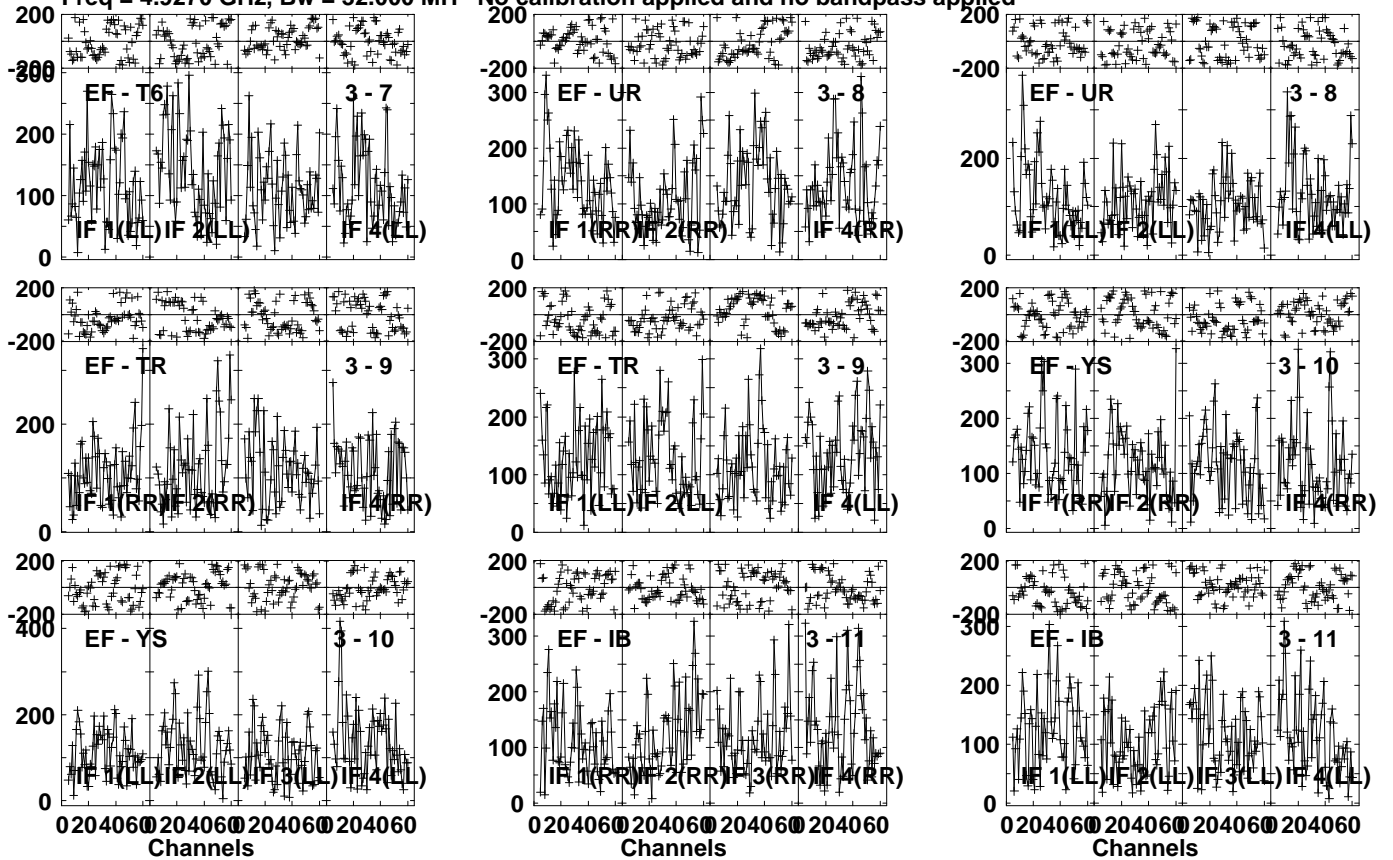


Lower frame: Micro Ampl Jy Top frame: Phas deg
Vector averaged cross-power spectrum Several baselines displayed
Timerange: 00/15:28:30 to 00/15:33:00

Plot file version 521 created 13-FEB-2023 17:07:11

EW02900 EW029D 1.UVDATA.1

Freq = 4.9270 GHz, Bw = 32.000 MH No calibration applied and no bandpass applied



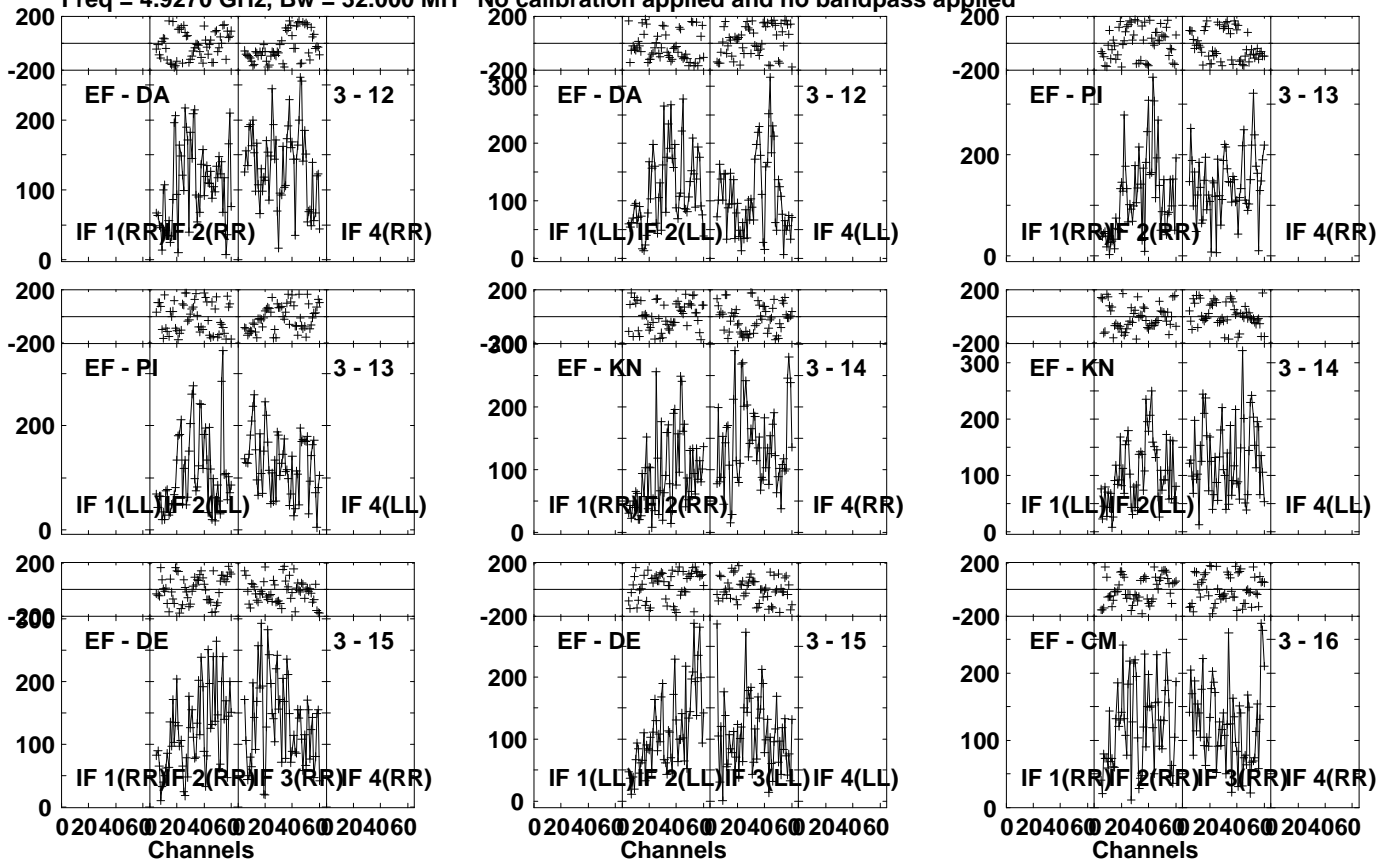
Lower frame: Micro Ampl Jy Top frame: Phas deg
Vector averaged cross-power spectrum Several baselines displayed
Timerange: 00/15:28:30 to 00/15:33:00

Plot file version 522 created 13-FEB-2023 17:07:11

EW02900 EW029D 1.UVDATA.1

Freq = 4.9270 GHz, Bw = 32.000 MH

No calibration applied and no bandpass applied

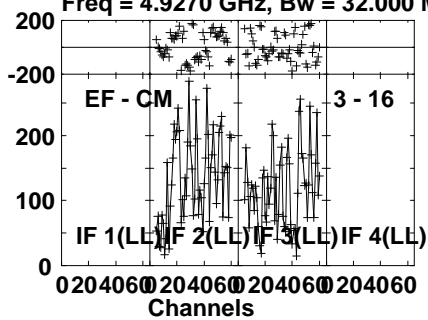


Lower frame: Micro Ampl Jy Top frame: Phas deg
Vector averaged cross-power spectrum Several baselines displayed
Timerange: 00/15:28:30 to 00/15:33:00

Plot file version 523 created 13-FEB-2023 17:07:11

EW02900 EW029D 1.UVDATA.1

Freq = 4.9270 GHz, Bw = 32.000 MH No calibration applied and no bandpass applied



Lower frame: Micro Ampl Jy Top frame: Phas deg

Vector averaged cross-power spectrum Several baselines displayed

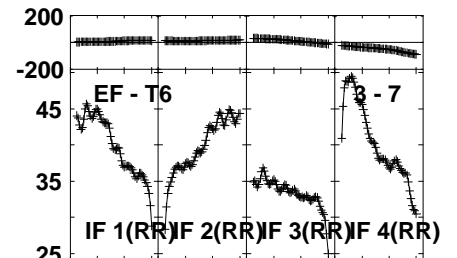
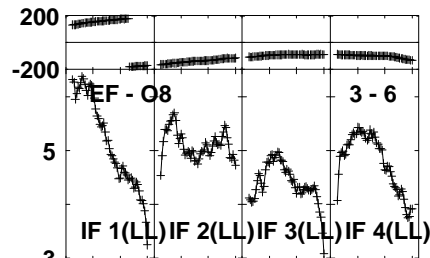
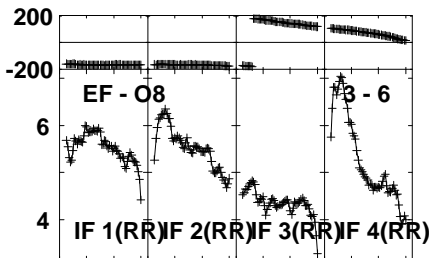
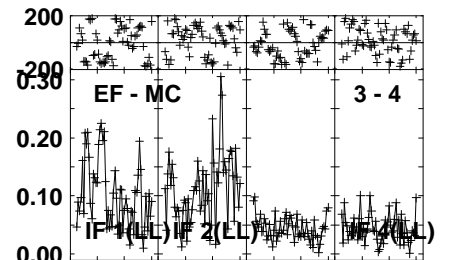
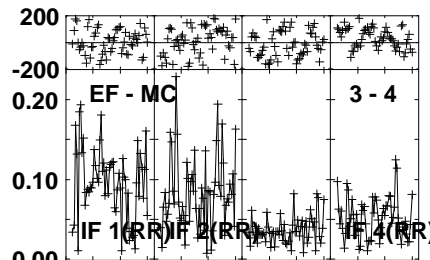
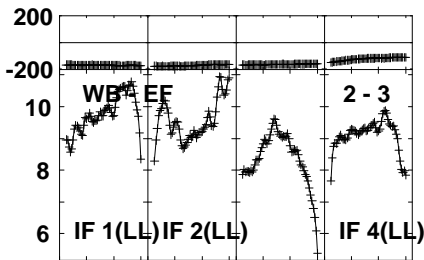
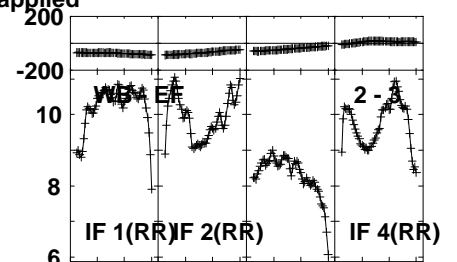
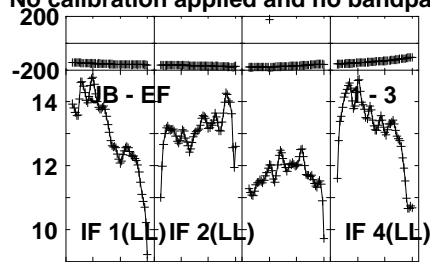
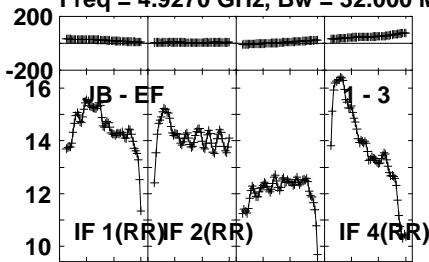
Timerange: 00/15:28:30 to 00/15:33:00

Plot file version 524 created 13-FEB-2023 17:07:11

J0958+65 EW029D 1.UVDATA.1

Freq = 4.9270 GHz, Bw = 32.000 MH

No calibration applied and no bandpass applied



0204060 204060 204060 204060
Channels

0204060 204060 204060 204060
Channels

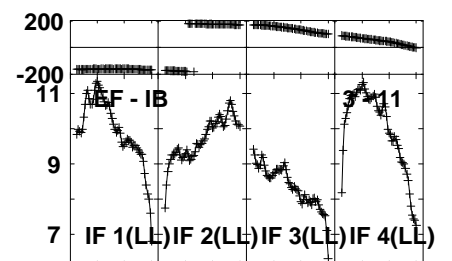
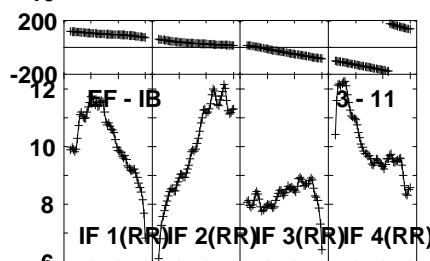
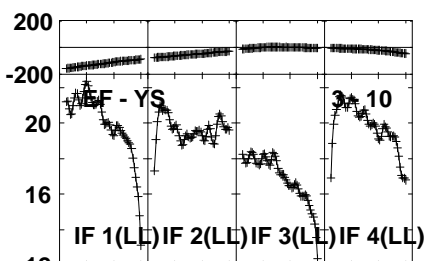
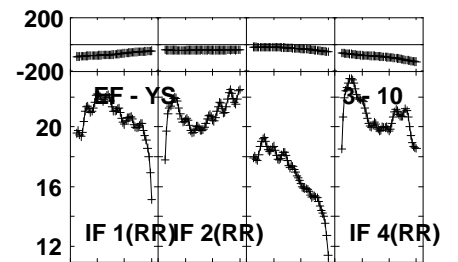
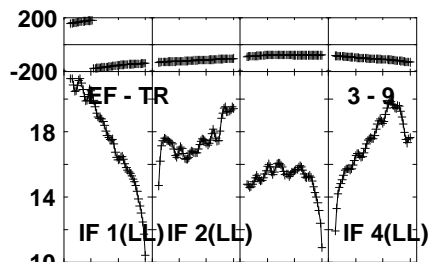
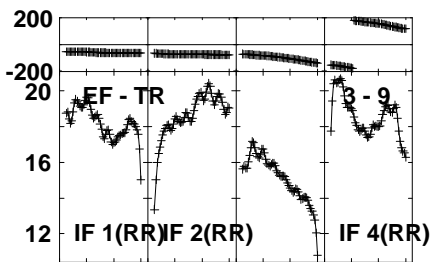
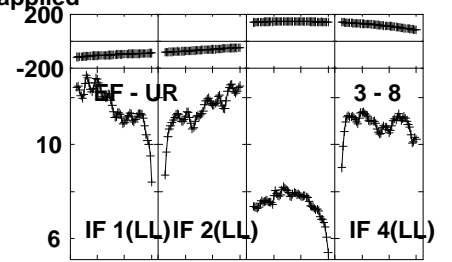
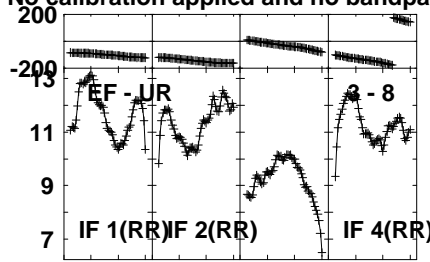
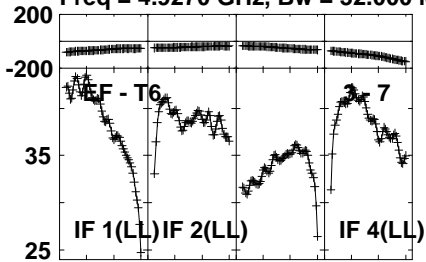
0204060 204060 204060 204060
Channels

Lower frame: Milli Ampl Jy Top frame: Phas deg
Vector averaged cross-power spectrum Several baselines displayed
Timerange: 00/15:33:51 to 00/15:35:30

Plot file version 525 created 13-FEB-2023 17:07:11

J0958+65 EW029D 1.UVDATA.1

Freq = 4.9270 GHz, Bw = 32.000 MH No calibration applied and no bandpass applied



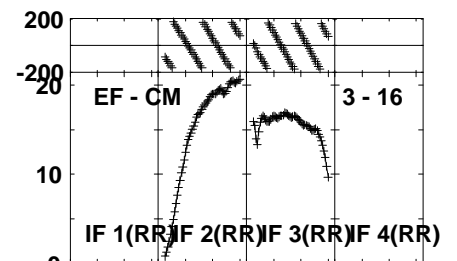
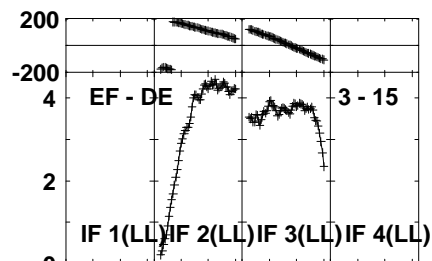
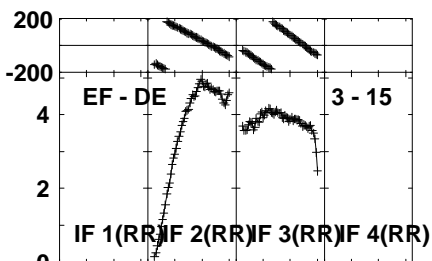
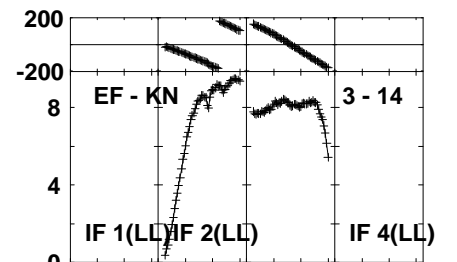
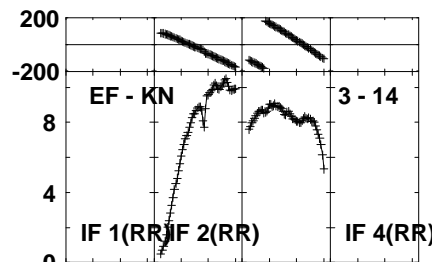
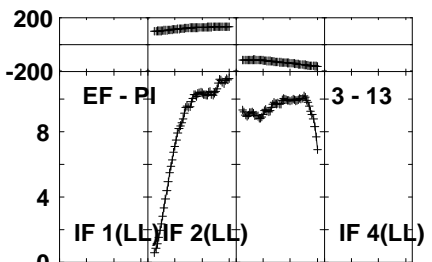
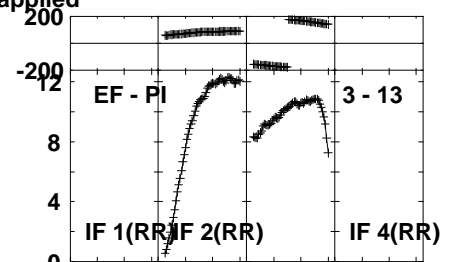
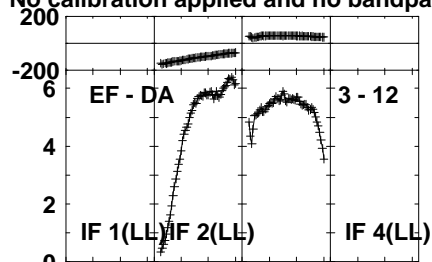
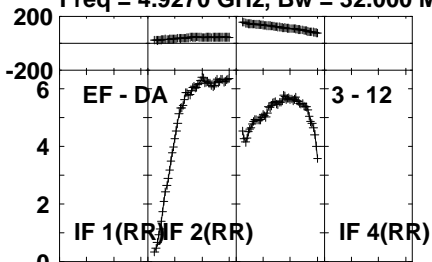
Lower frame: Milli Ampl Jy Top frame: Phas deg
Vector averaged cross-power spectrum Several baselines displayed
Timerange: 00/15:33:51 to 00/15:35:30

Plot file version 526 created 13-FEB-2023 17:07:11

J0958+65 EW029D 1.UVDATA.1

Freq = 4.9270 GHz, Bw = 32.000 MH

No calibration applied and no bandpass applied



0204060 204060 204060 204060
Channels

0204060 204060 204060 204060
Channels

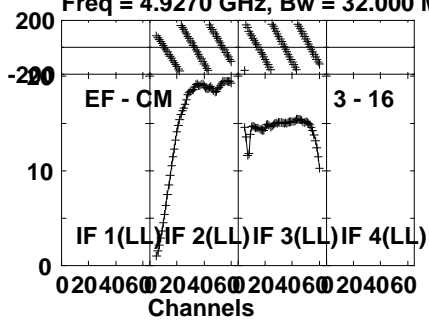
0204060 204060 204060 204060
Channels

Lower frame: Milli Ampl Jy Top frame: Phas deg
Vector averaged cross-power spectrum Several baselines displayed
Timerange: 00/15:33:51 to 00/15:35:30

Plot file version 527 created 13-FEB-2023 17:07:12

J0958+65 EW029D 1.UVDATA.1

Freq = 4.9270 GHz, Bw = 32.000 MH No calibration applied and no bandpass applied



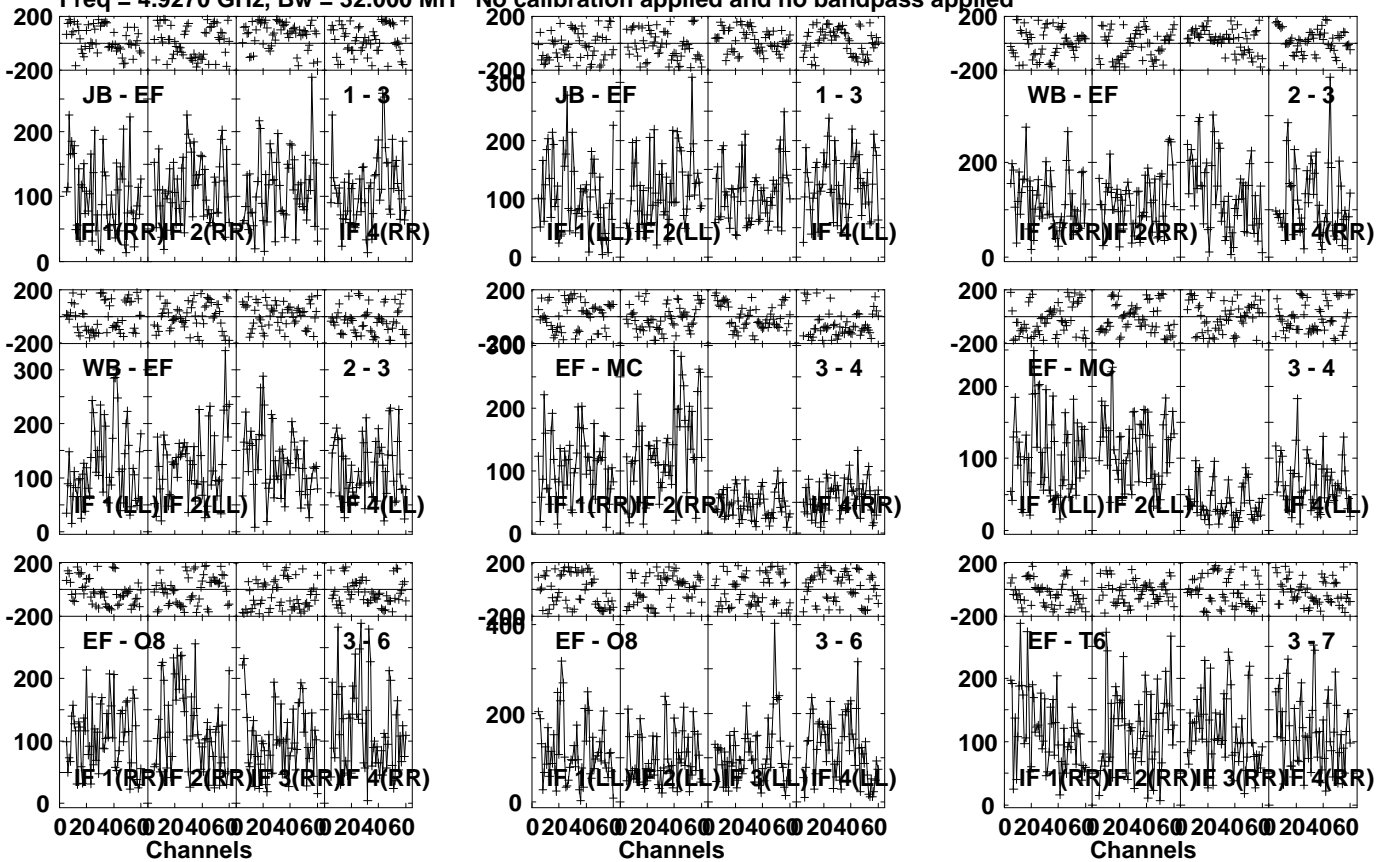
Lower frame: Milli Ampl Jy Top frame: Phas deg
Vector averaged cross-power spectrum Several baselines displayed
Timerange: 00/15:33:51 to 00/15:35:30

Plot file version 528 created 13-FEB-2023 17:07:12

EW02900 EW029D 1.UVDATA.1

Freq = 4.9270 GHz, Bw = 32.000 MH

No calibration applied and no bandpass applied

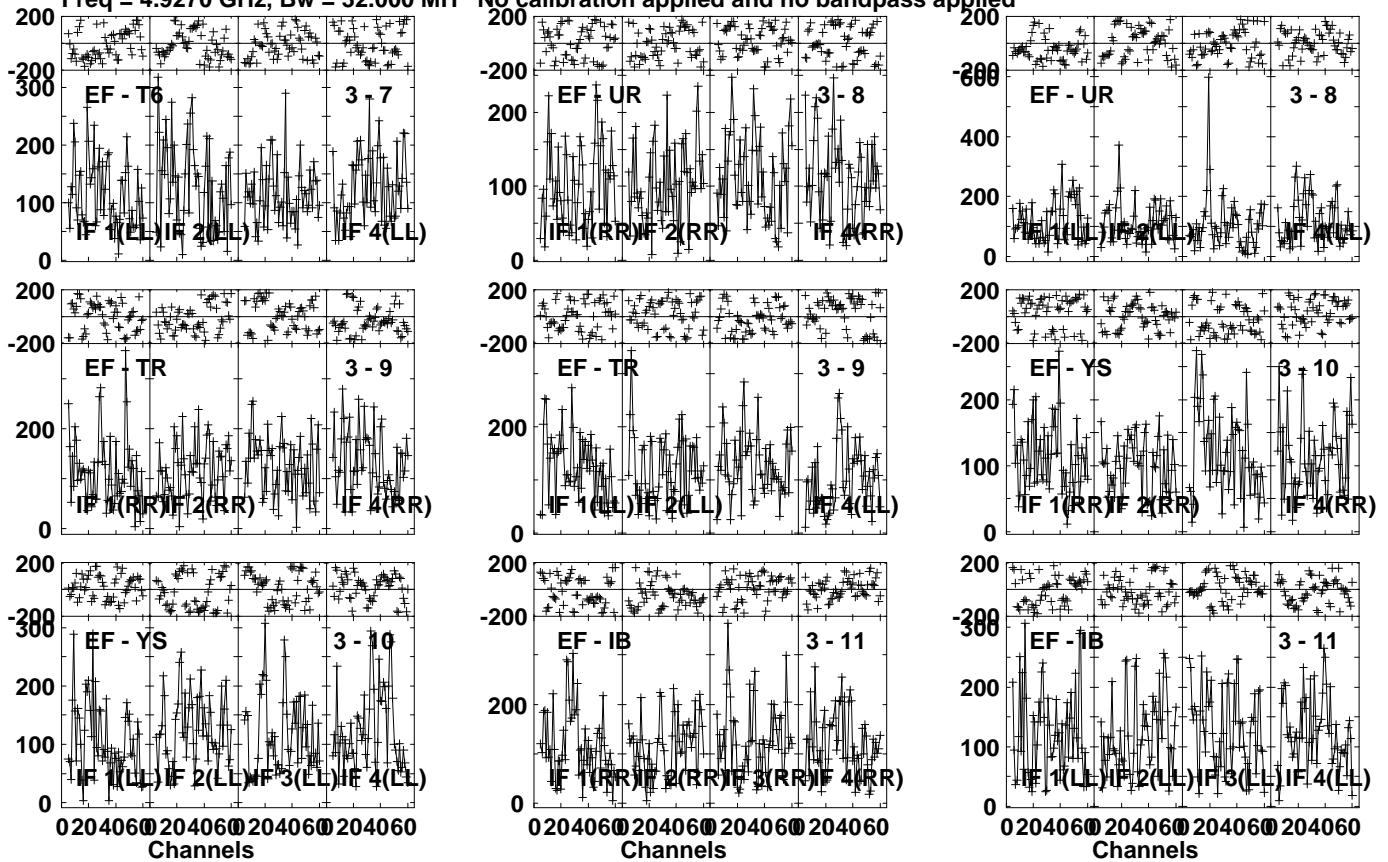


Lower frame: Micro Ampl Jy Top frame: Phas deg
Vector averaged cross-power spectrum Several baselines displayed
Timerange: 00/15:35:30 to 00/15:40:00

Plot file version 529 created 13-FEB-2023 17:07:12

EW02900 EW029D 1.UVDATA.1

Freq = 4.9270 GHz, Bw = 32.000 MH No calibration applied and no bandpass applied



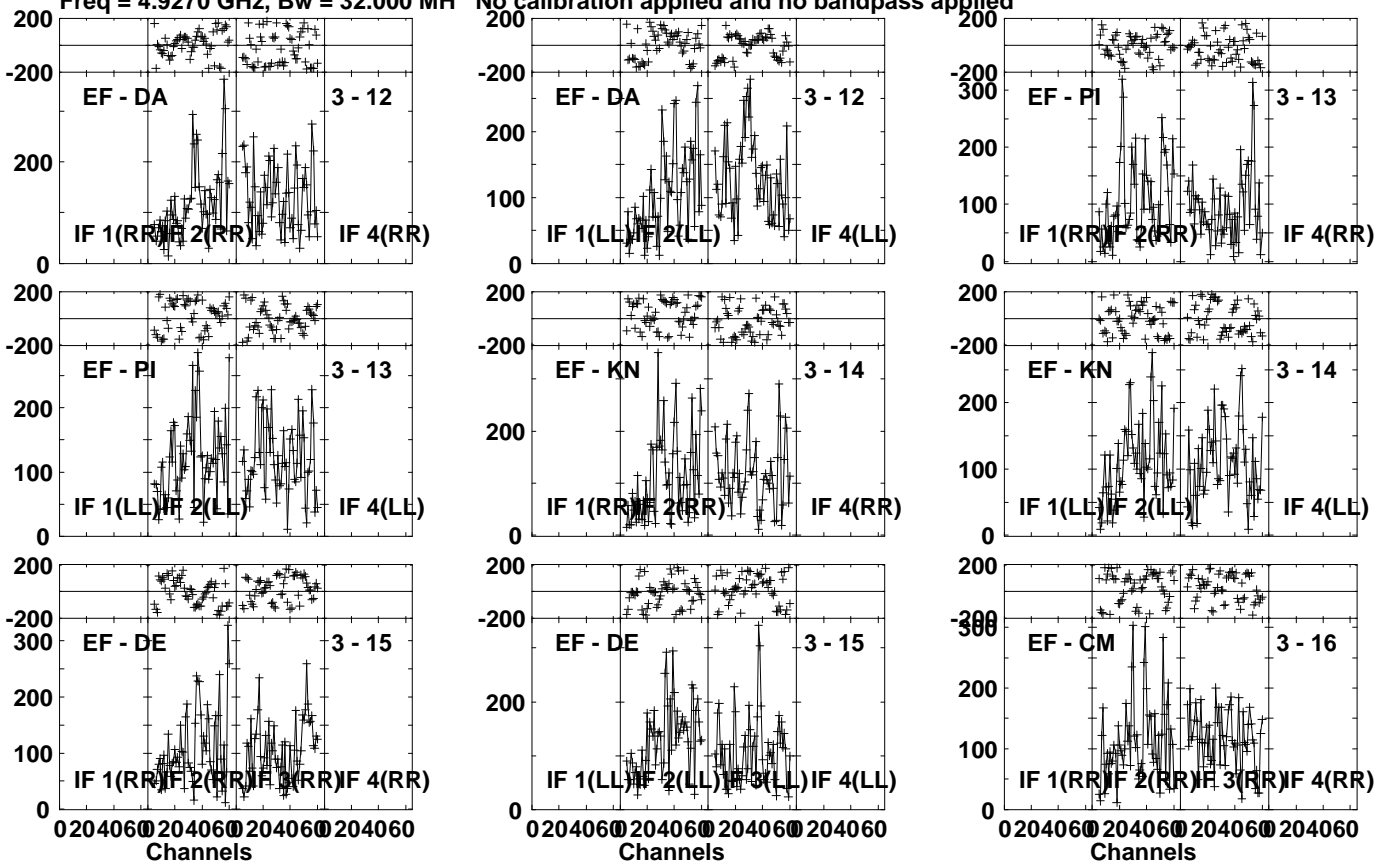
Lower frame: Micro Ampl Jy Top frame: Phas deg
Vector averaged cross-power spectrum Several baselines displayed
Timerange: 00/15:35:30 to 00/15:40:00

Plot file version 530 created 13-FEB-2023 17:07:12

EW02900 EW029D 1.UVDATA.1

Freq = 4.9270 GHz, Bw = 32.000 MH

No calibration applied and no bandpass applied

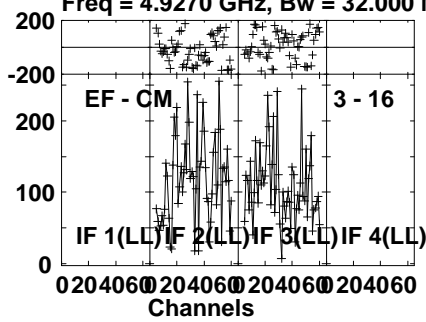


Lower frame: Micro Ampl Jy Top frame: Phas deg
Vector averaged cross-power spectrum Several baselines displayed
Timerange: 00/15:35:30 to 00/15:40:00

Plot file version 531 created 13-FEB-2023 17:07:12

EW02900 EW029D 1.UVDATA.1

Freq = 4.9270 GHz, Bw = 32.000 MH No calibration applied and no bandpass applied



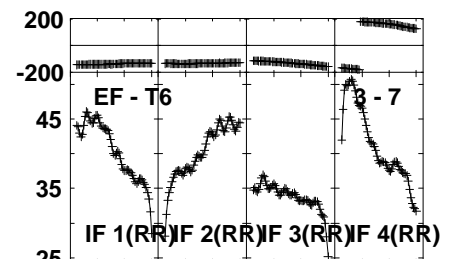
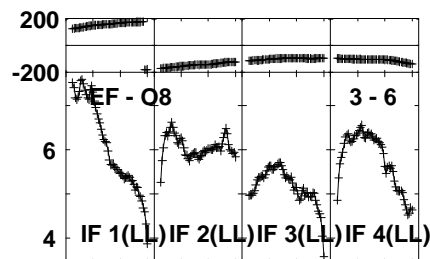
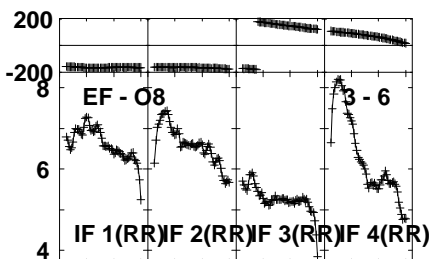
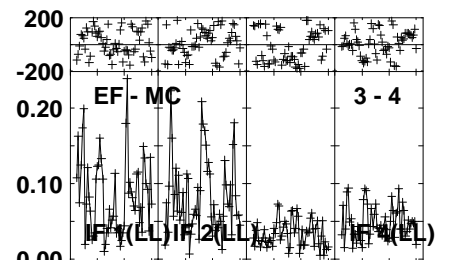
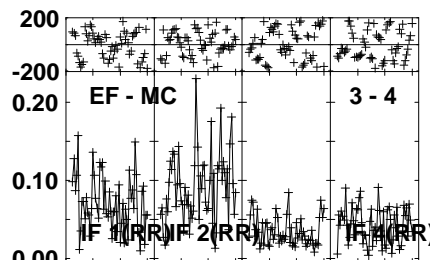
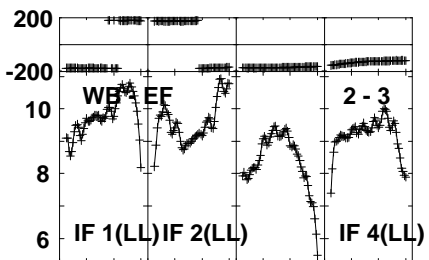
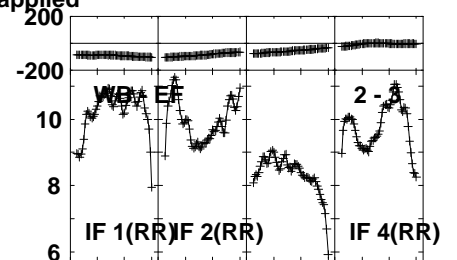
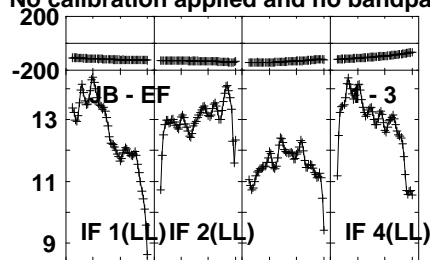
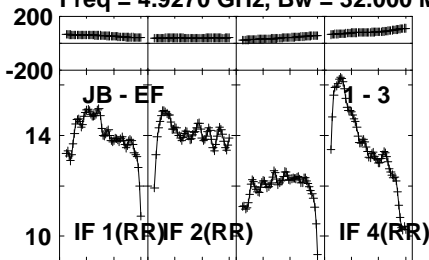
Lower frame: Micro Ampl Jy Top frame: Phas deg
Vector averaged cross-power spectrum Several baselines displayed
Timerange: 00/15:35:30 to 00/15:40:00

Plot file version 532 created 13-FEB-2023 17:07:12

J0958+65 EW029D 1.UVDATA.1

Freq = 4.9270 GHz, Bw = 32.000 MH

No calibration applied and no bandpass applied



0204060 204060 204060 204060
Channels

0204060 204060 204060 204060
Channels

0204060 204060 204060 204060
Channels

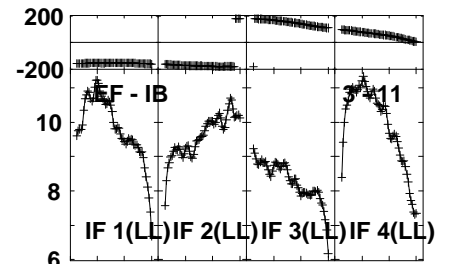
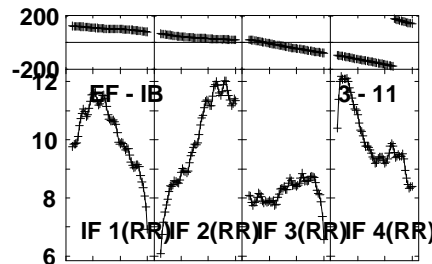
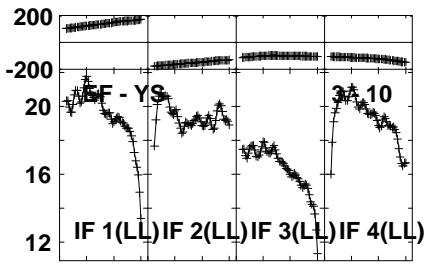
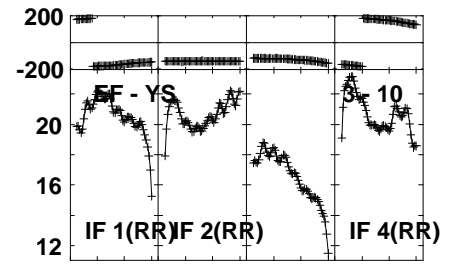
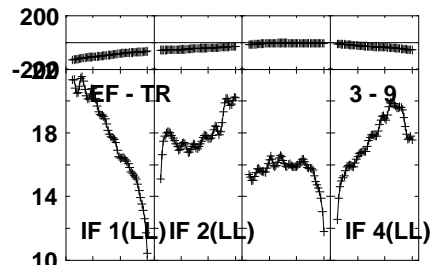
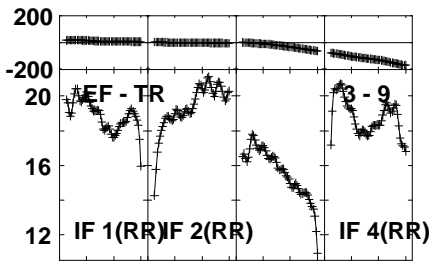
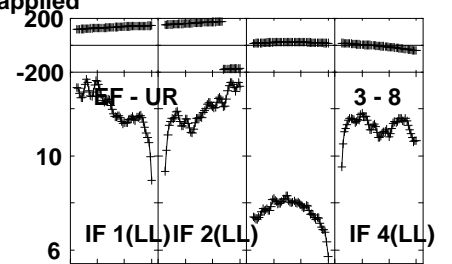
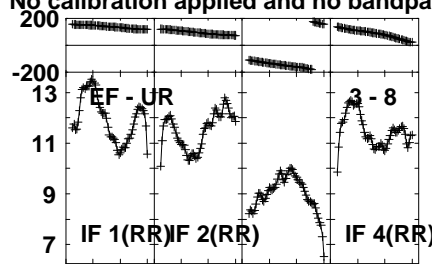
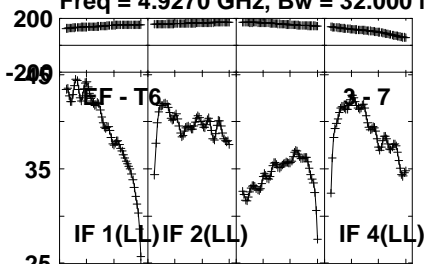
Lower frame: Milli Ampl Jy Top frame: Phas deg
Vector averaged cross-power spectrum Several baselines displayed
Timerange: 00/15:40:01 to 00/15:42:30

Plot file version 533 created 13-FEB-2023 17:07:12

J0958+65 EW029D 1.UVDATA.1

Freq = 4.9270 GHz, Bw = 32.000 MH

No calibration applied and no bandpass applied



0204060 204060 204060 204060
Channels

0204060 204060 204060 204060
Channels

0204060 204060 204060 204060
Channels

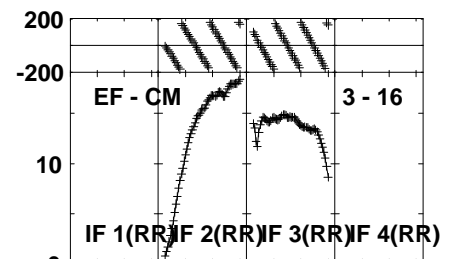
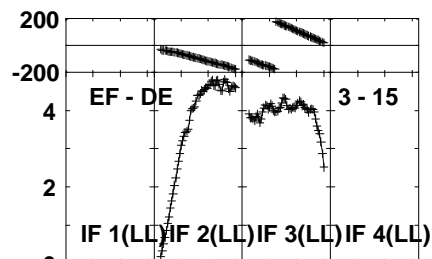
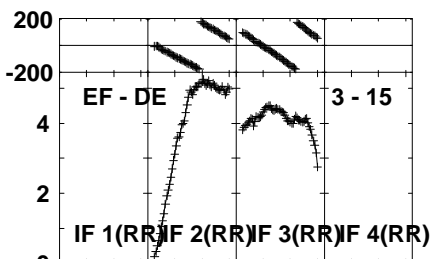
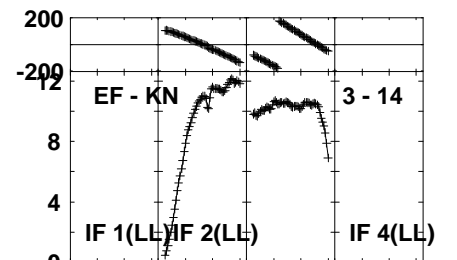
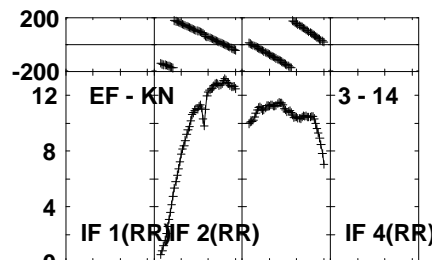
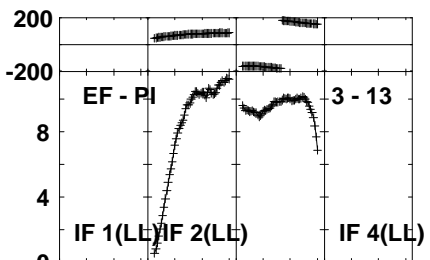
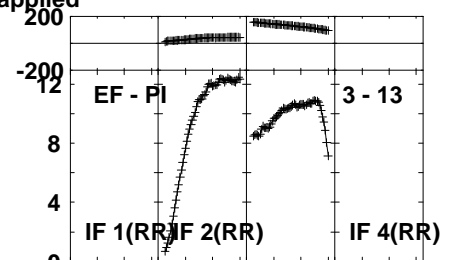
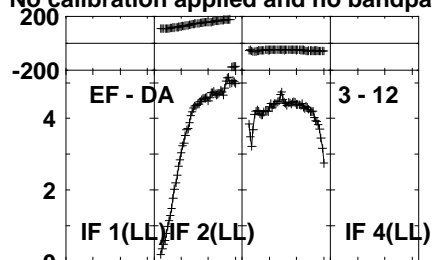
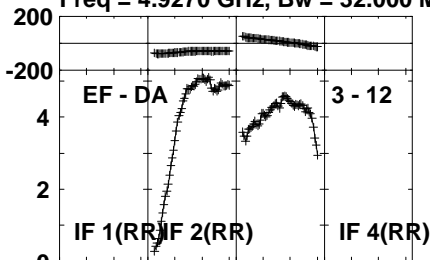
Lower frame: Milli Ampl Jy Top frame: Phas deg
Vector averaged cross-power spectrum Several baselines displayed
Timerange: 00/15:40:01 to 00/15:42:30

Plot file version 534 created 13-FEB-2023 17:07:12

J0958+65 EW029D 1.UVDATA.1

Freq = 4.9270 GHz, Bw = 32.000 MH

No calibration applied and no bandpass applied

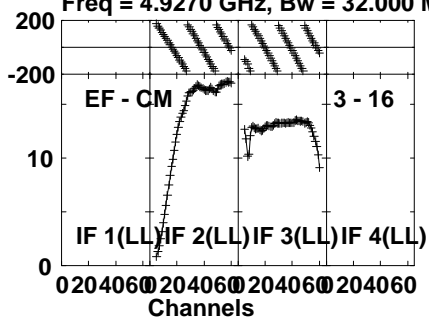


Lower frame: Milli Ampl Jy Top frame: Phas deg
Vector averaged cross-power spectrum Several baselines displayed
Timerange: 00/15:40:01 to 00/15:42:30

Plot file version 535 created 13-FEB-2023 17:07:13

J0958+65 EW029D 1.UVDATA.1

Freq = 4.9270 GHz, Bw = 32.000 MH No calibration applied and no bandpass applied



Lower frame: Milli Ampl Jy Top frame: Phas deg

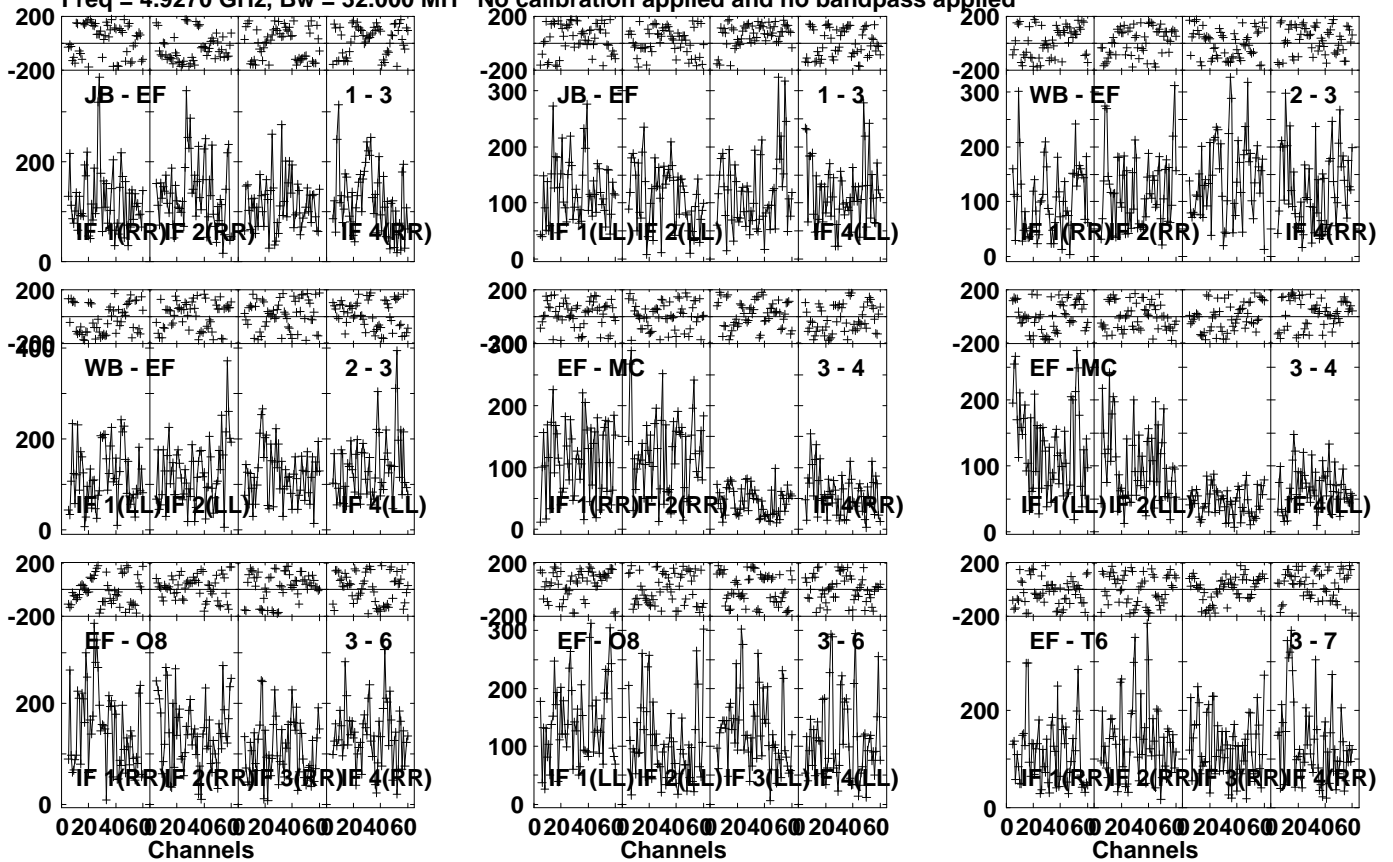
Vector averaged cross-power spectrum Several baselines displayed

Timerange: 00/15:40:01 to 00/15:42:30

Plot file version 536 created 13-FEB-2023 17:07:13

EW02900 EW029D 1.UVDATA.1

Freq = 4.9270 GHz, Bw = 32.000 MH No calibration applied and no bandpass applied

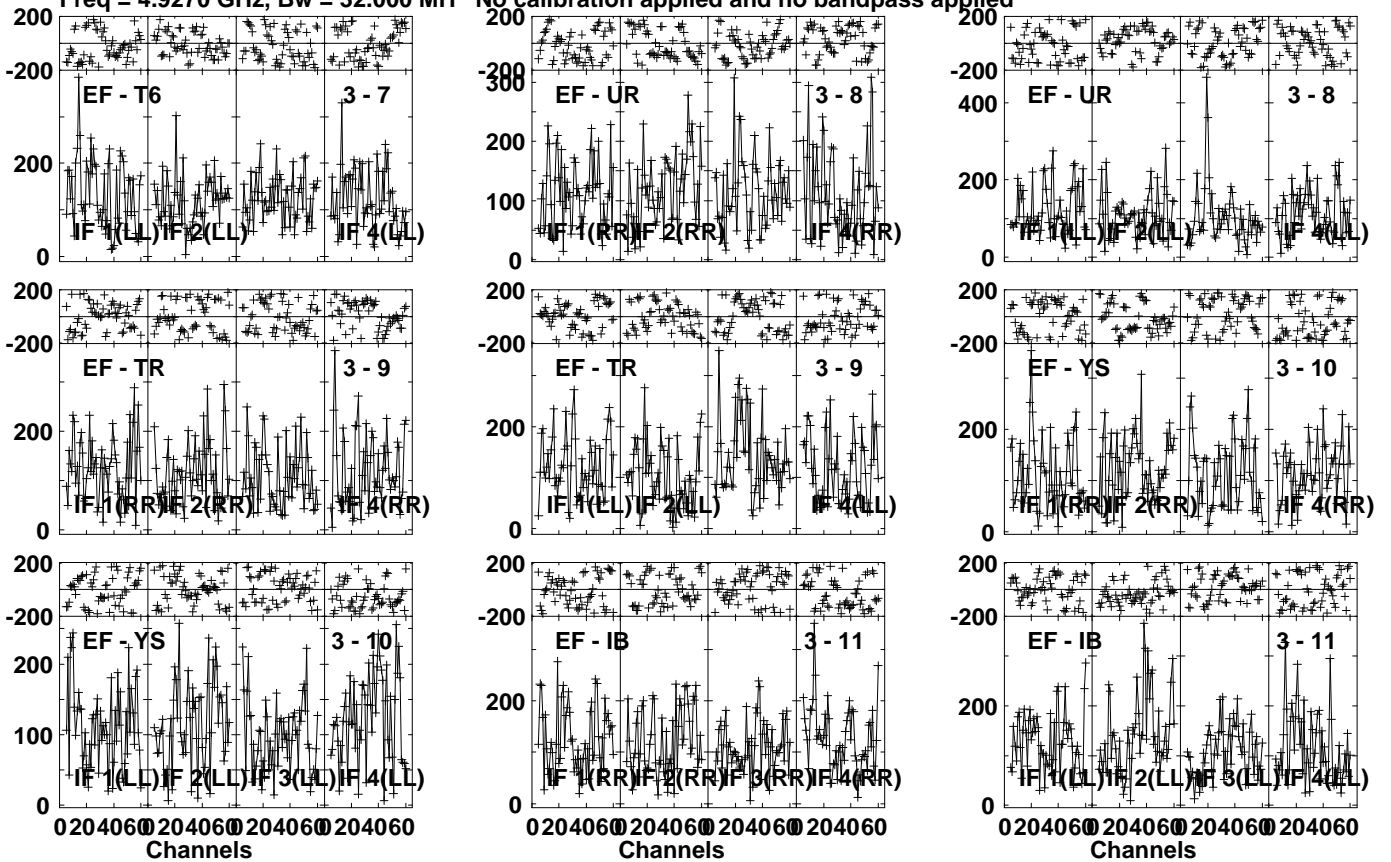


Lower frame: Micro Ampl Jy Top frame: Phas deg
Vector averaged cross-power spectrum Several baselines displayed
Timerange: 00/15:42:31 to 00/15:47:00

Plot file version 537 created 13-FEB-2023 17:07:13

EW02900 EW029D 1.UVDATA.1

Freq = 4.9270 GHz, Bw = 32.000 MH No calibration applied and no bandpass applied



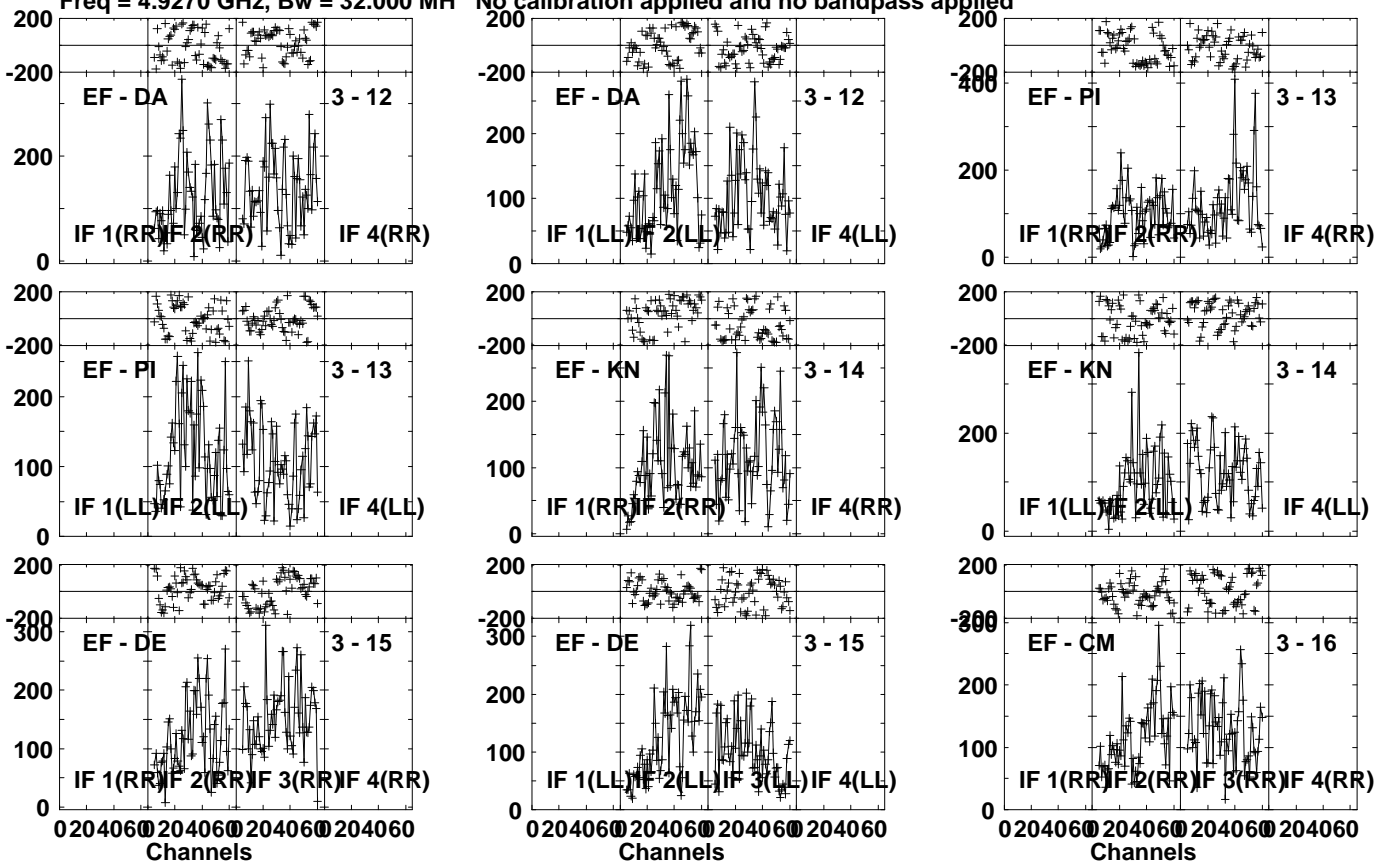
Lower frame: Micro Ampl Jy Top frame: Phas deg
Vector averaged cross-power spectrum Several baselines displayed
Timerange: 00/15:42:31 to 00/15:47:00

Plot file version 538 created 13-FEB-2023 17:07:13

EW02900 EW029D 1.UVDATA.1

Freq = 4.9270 GHz, Bw = 32.000 MH

No calibration applied and no bandpass applied

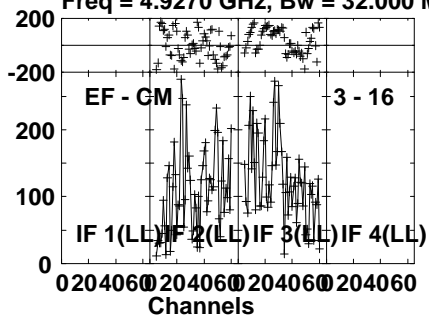


Lower frame: Micro Ampl Jy Top frame: Phas deg
Vector averaged cross-power spectrum Several baselines displayed
Timerange: 00/15:42:31 to 00/15:47:00

Plot file version 539 created 13-FEB-2023 17:07:13

EW02900 EW029D 1.UVDATA.1

Freq = 4.9270 GHz, Bw = 32.000 MH No calibration applied and no bandpass applied



Lower frame: Micro Ampl Jy Top frame: Phas deg

Vector averaged cross-power spectrum Several baselines displayed

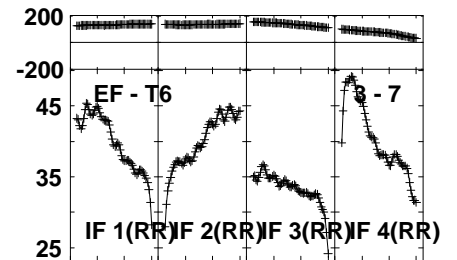
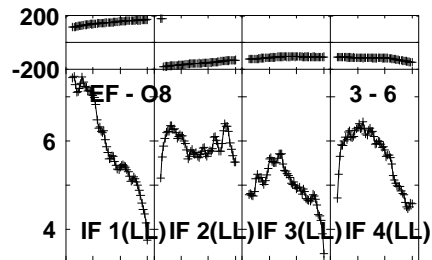
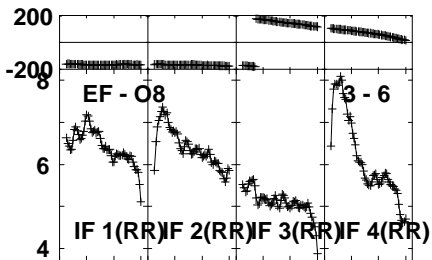
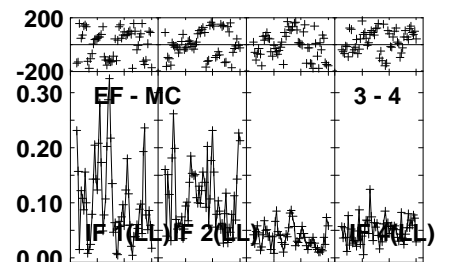
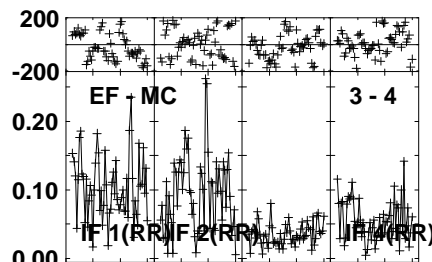
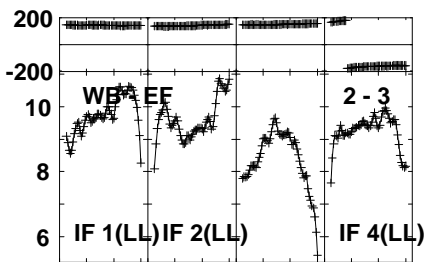
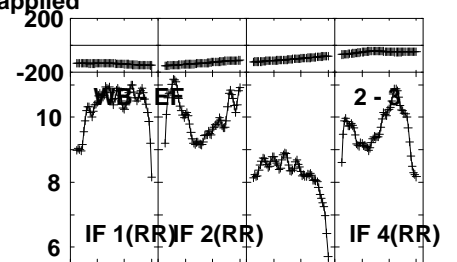
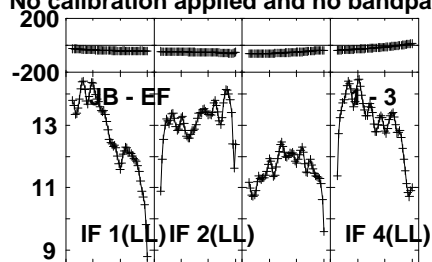
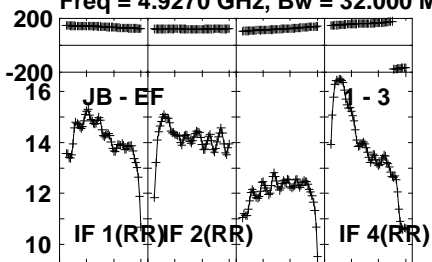
Timerange: 00/15:42:31 to 00/15:47:00

Plot file version 540 created 13-FEB-2023 17:07:13

J0958+65 EW029D 1.UVDATA.1

Freq = 4.9270 GHz, Bw = 32.000 MH

No calibration applied and no bandpass applied



0204060 204060 204060 204060
Channels

0204060 204060 204060 204060
Channels

0204060 204060 204060 204060
Channels

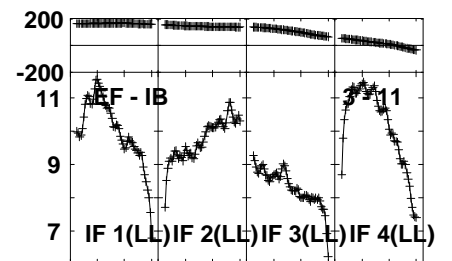
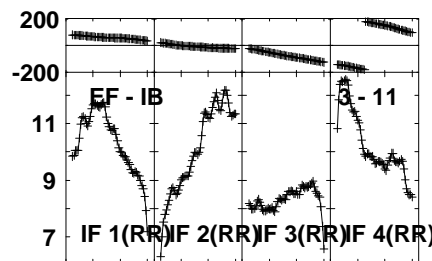
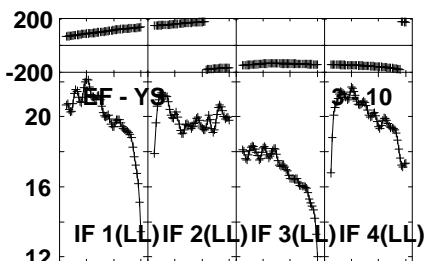
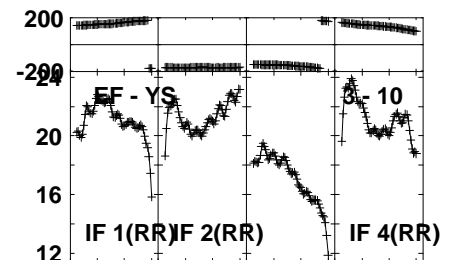
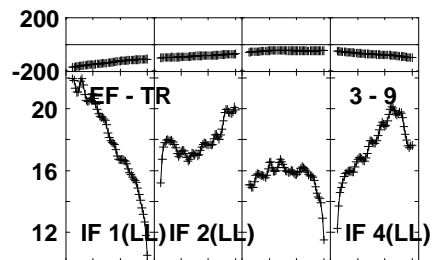
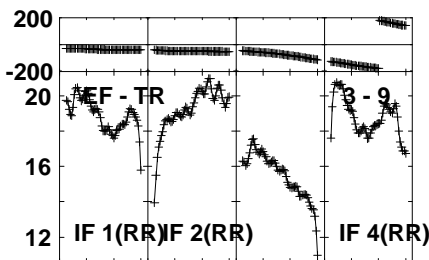
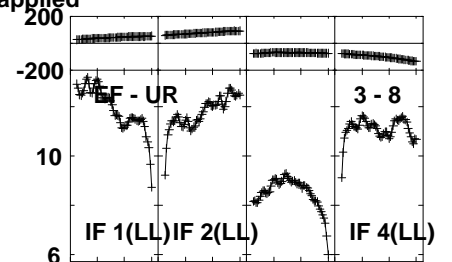
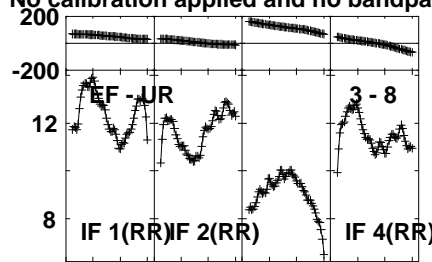
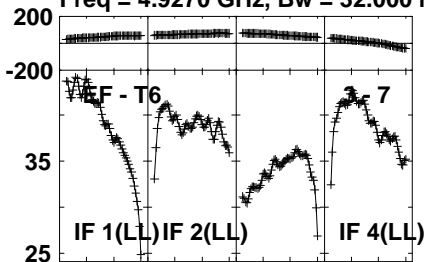
Lower frame: Milli Ampl Jy Top frame: Phas deg
Vector averaged cross-power spectrum Several baselines displayed
Timerange: 00/15:47:51 to 00/15:49:30

Plot file version 541 created 13-FEB-2023 17:07:13

J0958+65 EW029D 1.UVDATA.1

Freq = 4.9270 GHz, Bw = 32.000 MH

No calibration applied and no bandpass applied



0204060 204060 204060 204060
Channels

0204060 204060 204060 204060
Channels

0204060 204060 204060 204060
Channels

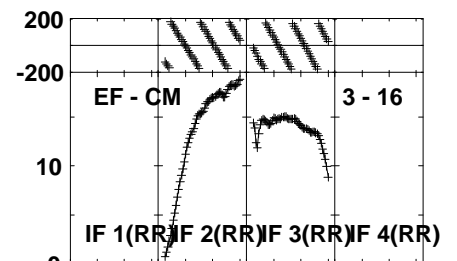
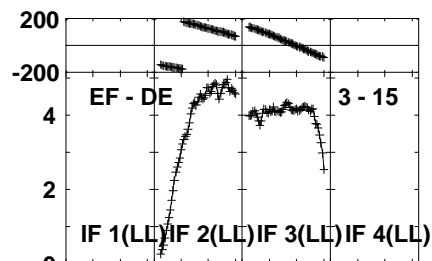
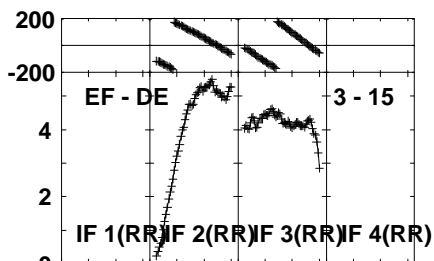
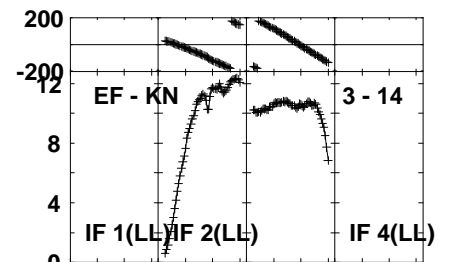
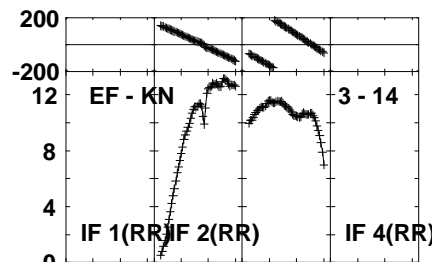
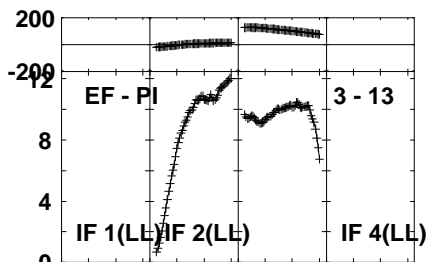
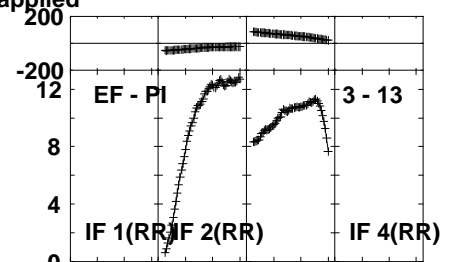
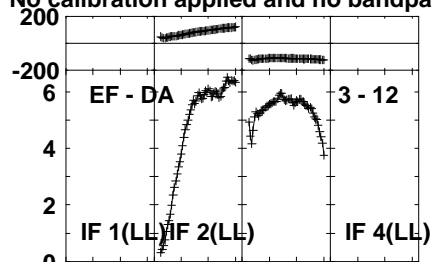
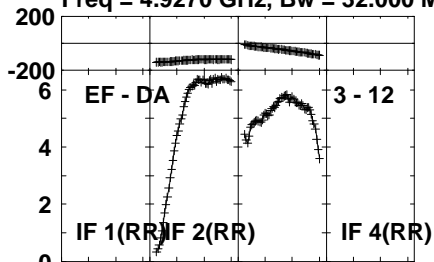
Lower frame: Milli Ampl Jy Top frame: Phas deg
Vector averaged cross-power spectrum Several baselines displayed
Timerange: 00/15:47:51 to 00/15:49:30

Plot file version 542 created 13-FEB-2023 17:07:14

J0958+65 EW029D 1.UVDATA.1

Freq = 4.9270 GHz, Bw = 32.000 MH

No calibration applied and no bandpass applied

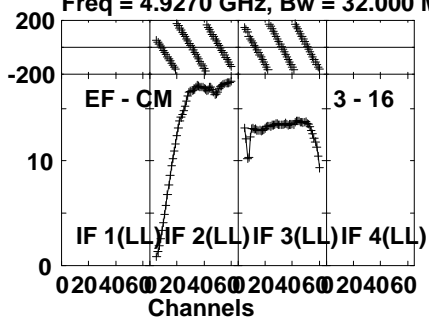


Lower frame: Milli Ampl Jy Top frame: Phas deg
Vector averaged cross-power spectrum Several baselines displayed
Timerange: 00/15:47:51 to 00/15:49:30

Plot file version 543 created 13-FEB-2023 17:07:14

J0958+65 EW029D 1.UVDATA.1

Freq = 4.9270 GHz, Bw = 32.000 MH No calibration applied and no bandpass applied



Lower frame: Milli Ampl Jy Top frame: Phas deg

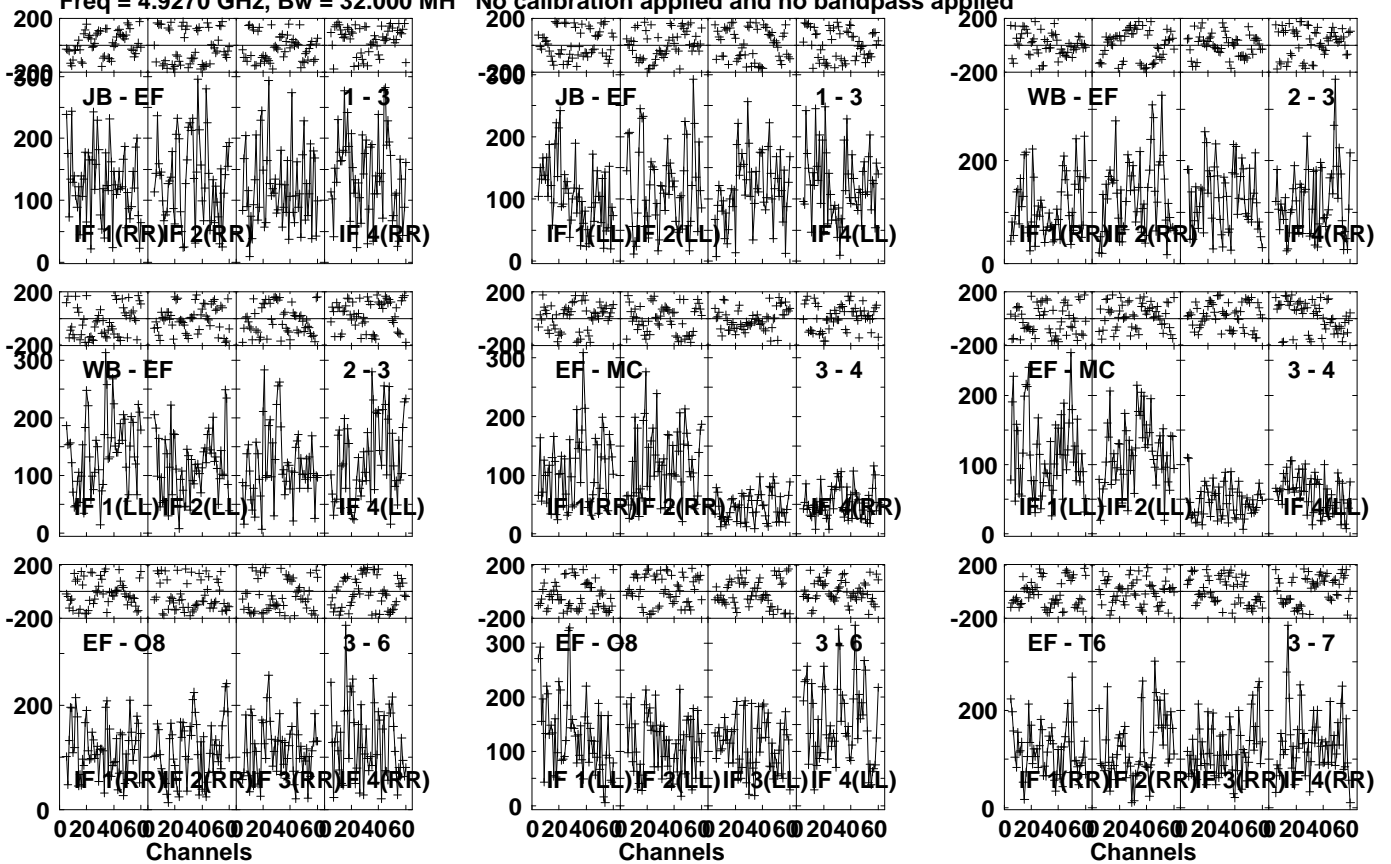
Vector averaged cross-power spectrum Several baselines displayed

Timerange: 00/15:47:51 to 00/15:49:30

Plot file version 544 created 13-FEB-2023 17:07:14

EW02900 EW029D 1.UVDATA.1

Freq = 4.9270 GHz, Bw = 32.000 MH No calibration applied and no bandpass applied

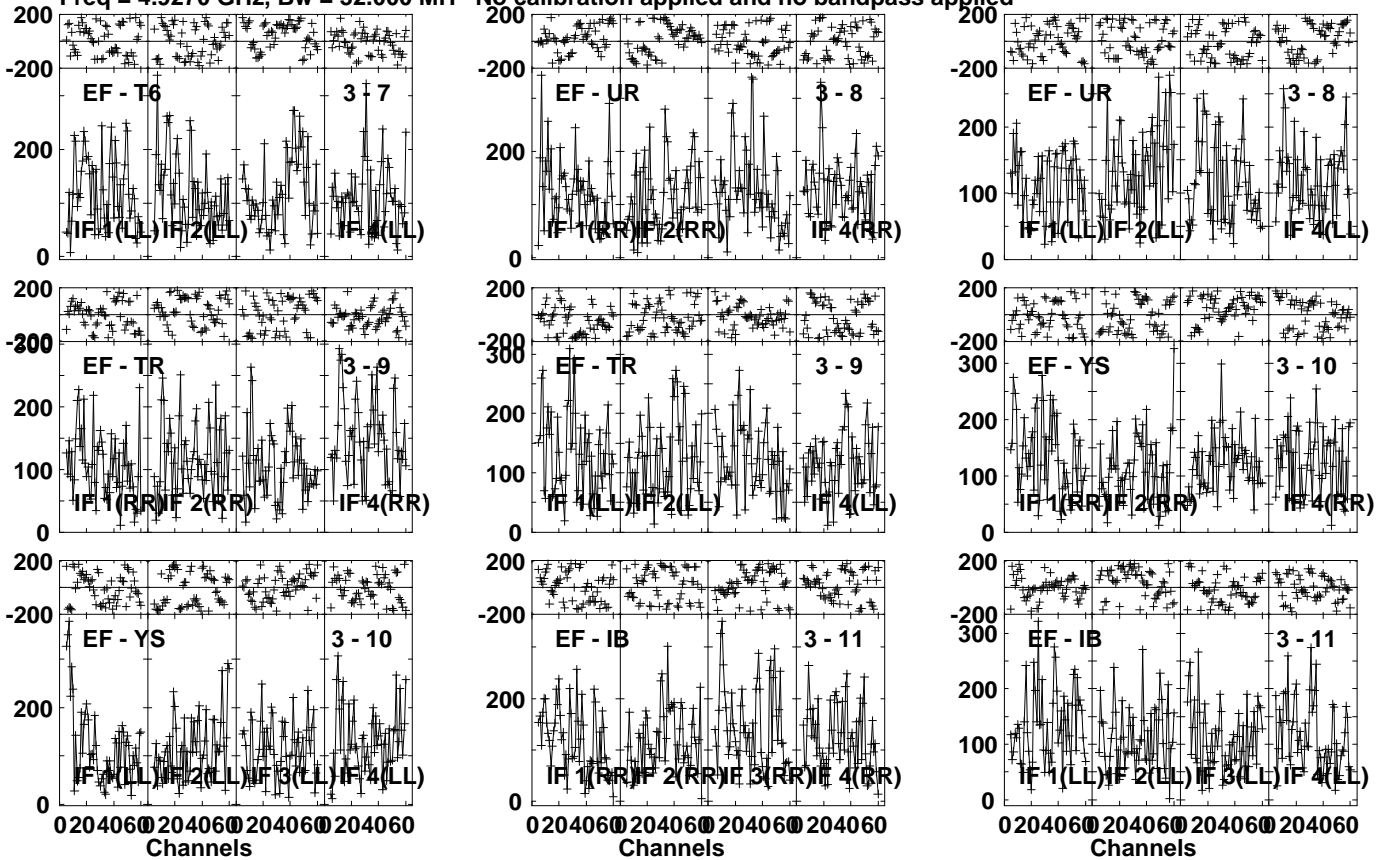


Lower frame: Micro Ampl Jy Top frame: Phas deg
Vector averaged cross-power spectrum Several baselines displayed
Timerange: 00/15:49:31 to 00/15:54:00

Plot file version 545 created 13-FEB-2023 17:07:14

EW02900 EW029D 1.UVDATA.1

Freq = 4.9270 GHz, Bw = 32.000 MH No calibration applied and no bandpass applied



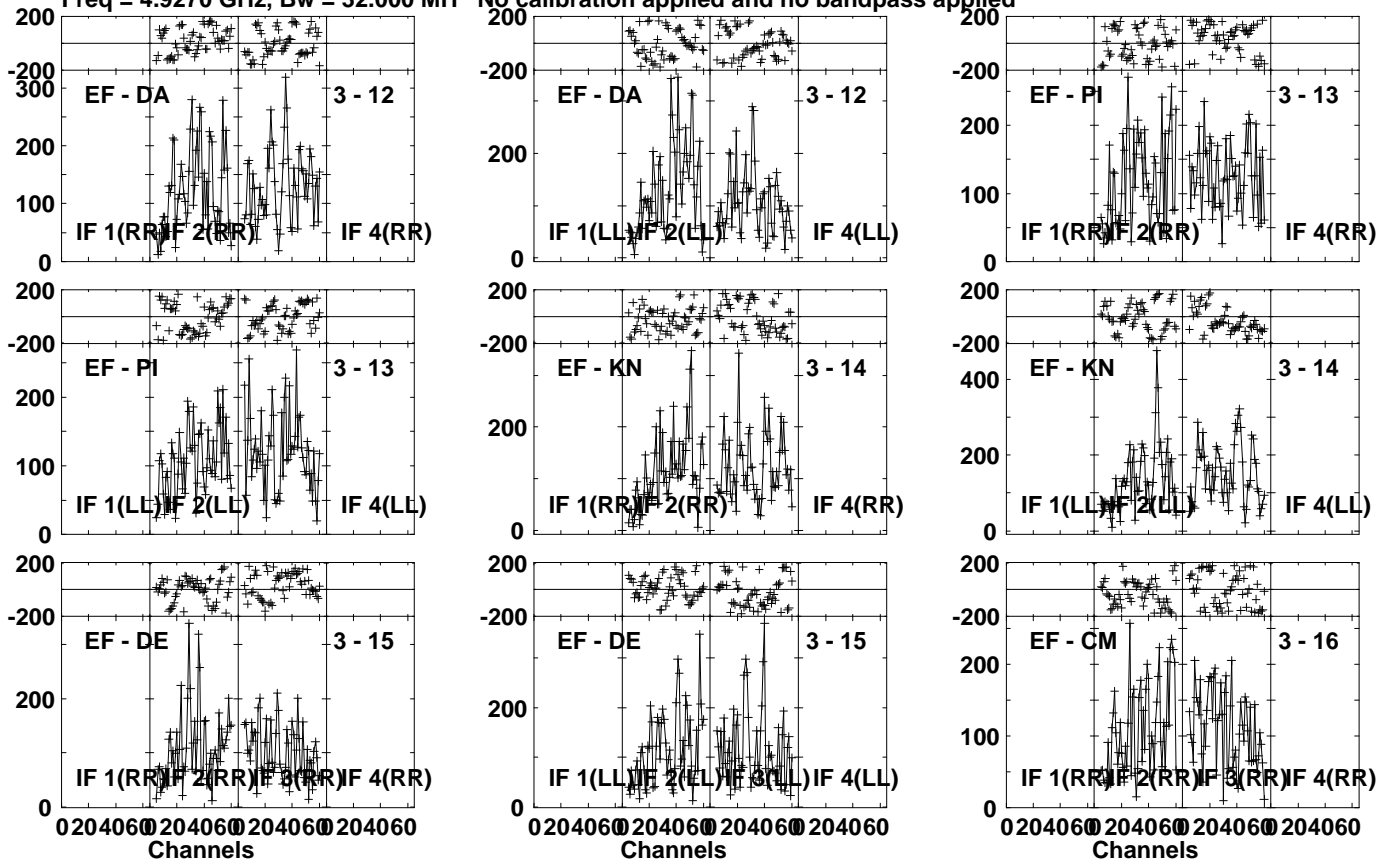
Lower frame: Micro Ampl Jy Top frame: Phas deg
Vector averaged cross-power spectrum Several baselines displayed
Timerange: 00/15:49:31 to 00/15:54:00

Plot file version 546 created 13-FEB-2023 17:07:14

EW02900 EW029D 1.UVDATA.1

Freq = 4.9270 GHz, Bw = 32.000 MH

No calibration applied and no bandpass applied

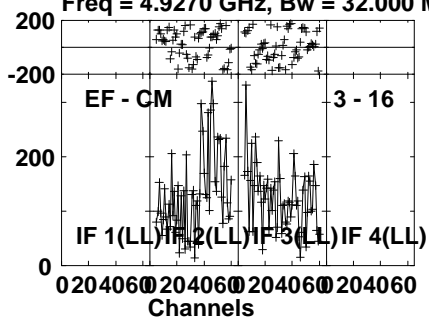


Lower frame: Micro Ampl Jy Top frame: Phas deg
Vector averaged cross-power spectrum Several baselines displayed
Timerange: 00/15:49:31 to 00/15:54:00

Plot file version 547 created 13-FEB-2023 17:07:14

EW02900 EW029D 1.UVDATA.1

Freq = 4.9270 GHz, Bw = 32.000 MH No calibration applied and no bandpass applied



Lower frame: Micro Ampl Jy Top frame: Phas deg

Vector averaged cross-power spectrum Several baselines displayed

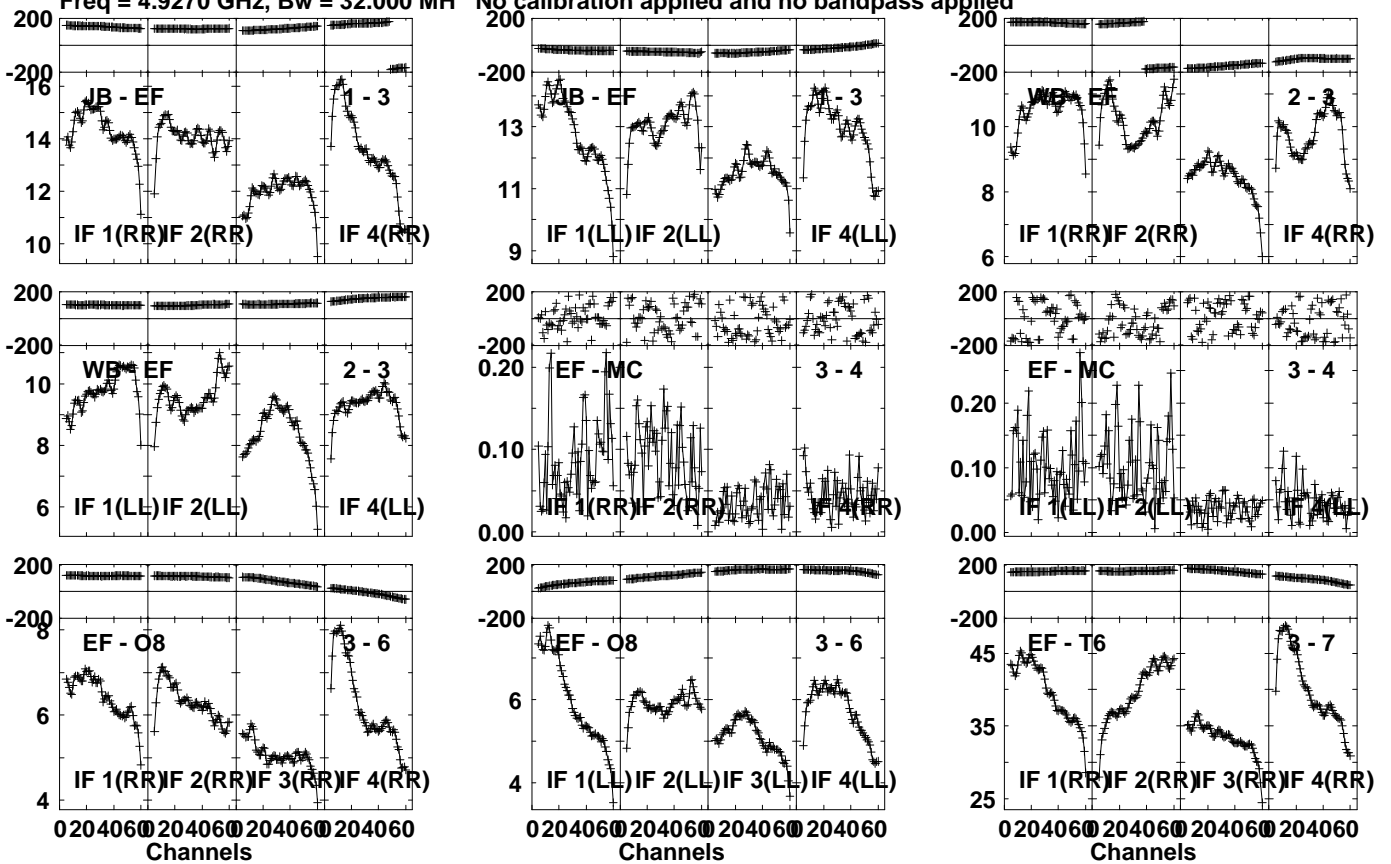
Timerange: 00/15:49:31 to 00/15:54:00

Plot file version 548 created 13-FEB-2023 17:07:14

J0958+65 EW029D 1.UVDATA.1

Freq = 4.9270 GHz, Bw = 32.000 MH

No calibration applied and no bandpass applied



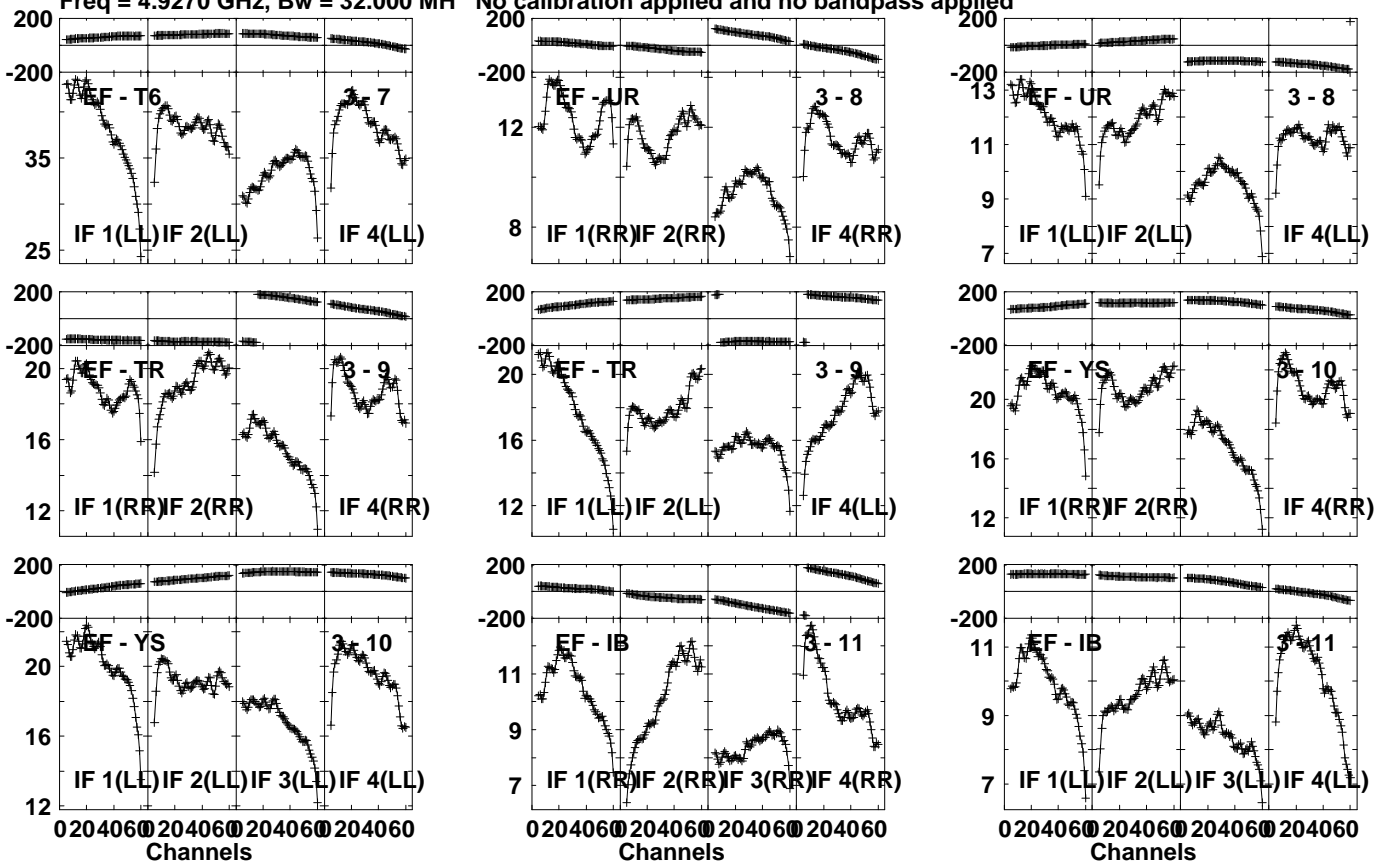
Lower frame: Milli Ampl Jy Top frame: Phas deg
Vector averaged cross-power spectrum Several baselines displayed
Timerange: 00/15:54:51 to 00/15:56:30

Plot file version 549 created 13-FEB-2023 17:07:14

J0958+65 EW029D 1.UVDATA.1

Freq = 4.9270 GHz, Bw = 32.000 MH

No calibration applied and no bandpass applied



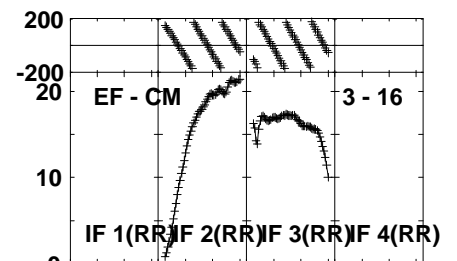
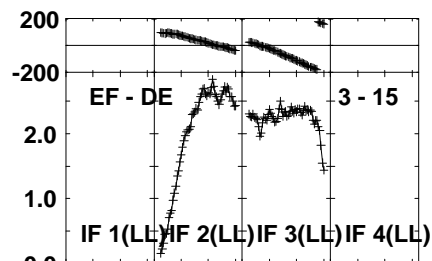
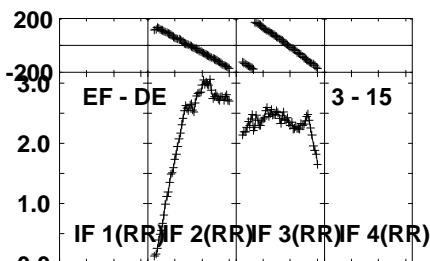
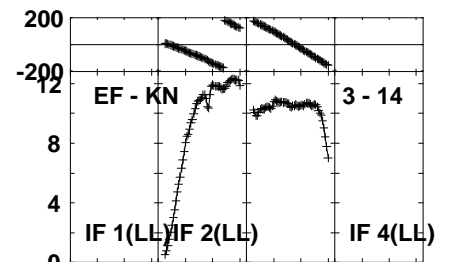
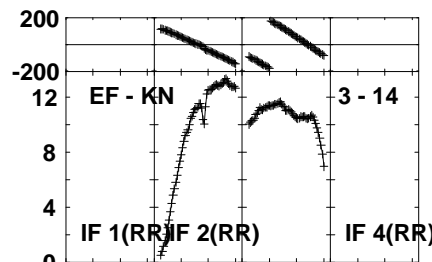
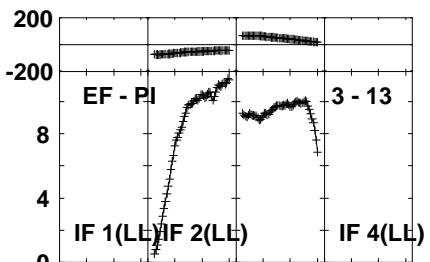
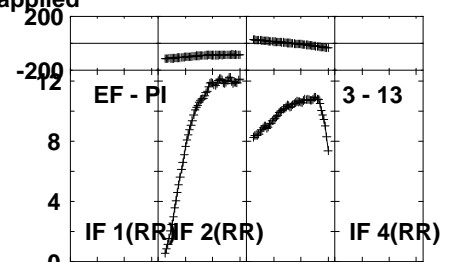
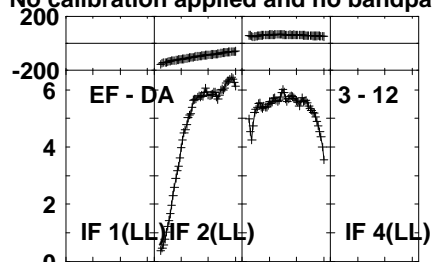
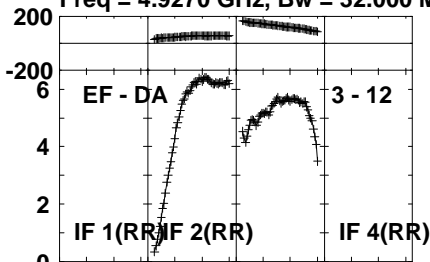
Lower frame: Milli Ampl Jy Top frame: Phas deg
Vector averaged cross-power spectrum Several baselines displayed
Timerange: 00/15:54:51 to 00/15:56:30

Plot file version 550 created 13-FEB-2023 17:07:15

J0958+65 EW029D 1.UVDATA.1

Freq = 4.9270 GHz, Bw = 32.000 MH

No calibration applied and no bandpass applied

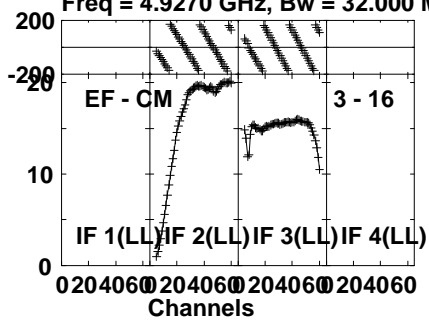


Lower frame: Milli Ampl Jy Top frame: Phas deg
Vector averaged cross-power spectrum Several baselines displayed
Timerange: 00/15:54:51 to 00/15:56:30

Plot file version 551 created 13-FEB-2023 17:07:15

J0958+65 EW029D 1.UVDATA.1

Freq = 4.9270 GHz, Bw = 32.000 MH No calibration applied and no bandpass applied



Lower frame: Milli Ampl Jy Top frame: Phas deg

Vector averaged cross-power spectrum Several baselines displayed

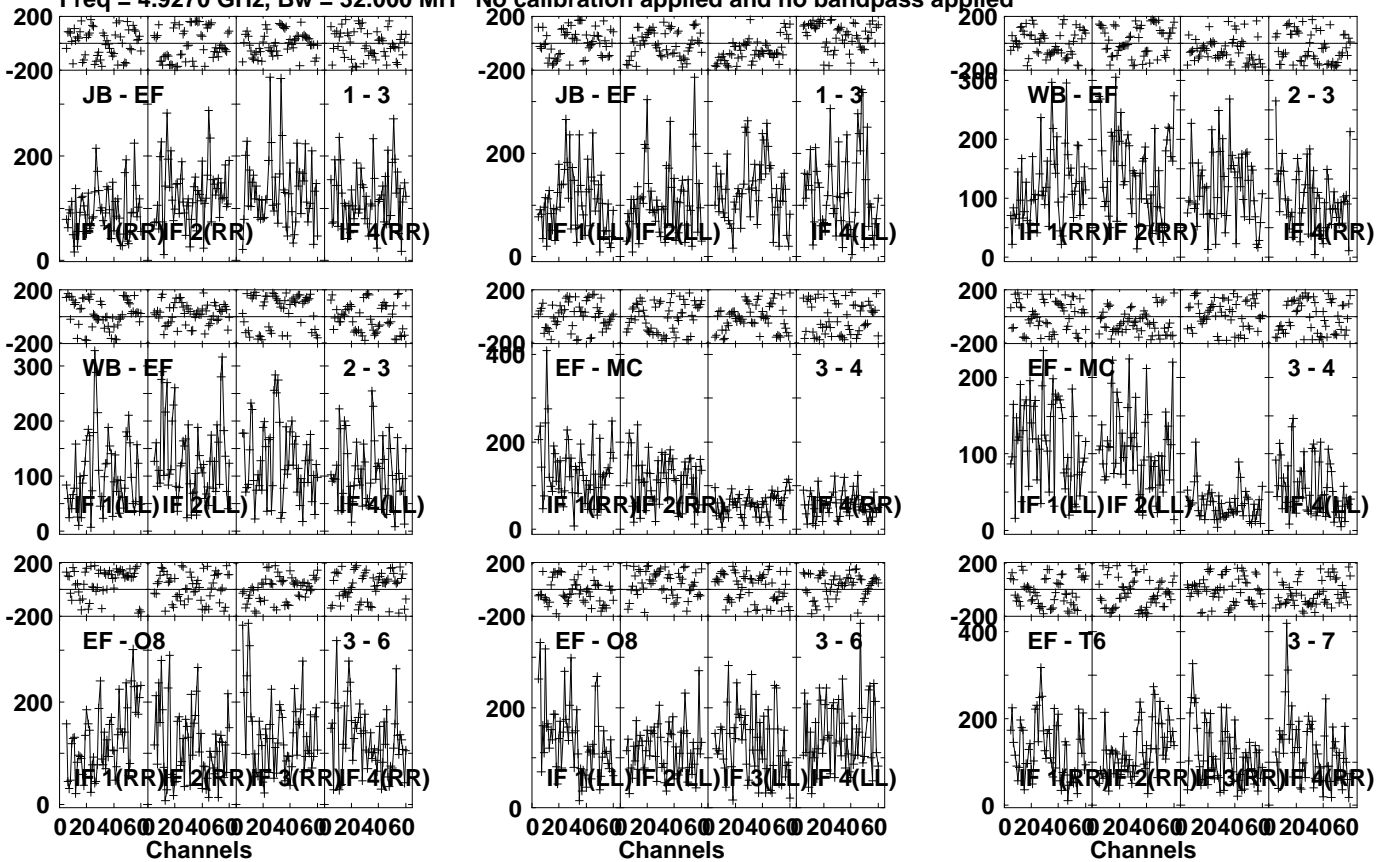
Timerange: 00/15:54:51 to 00/15:56:30

Plot file version 552 created 13-FEB-2023 17:07:15

EW02900 EW029D 1.UVDATA.1

Freq = 4.9270 GHz, Bw = 32.000 MH

No calibration applied and no bandpass applied

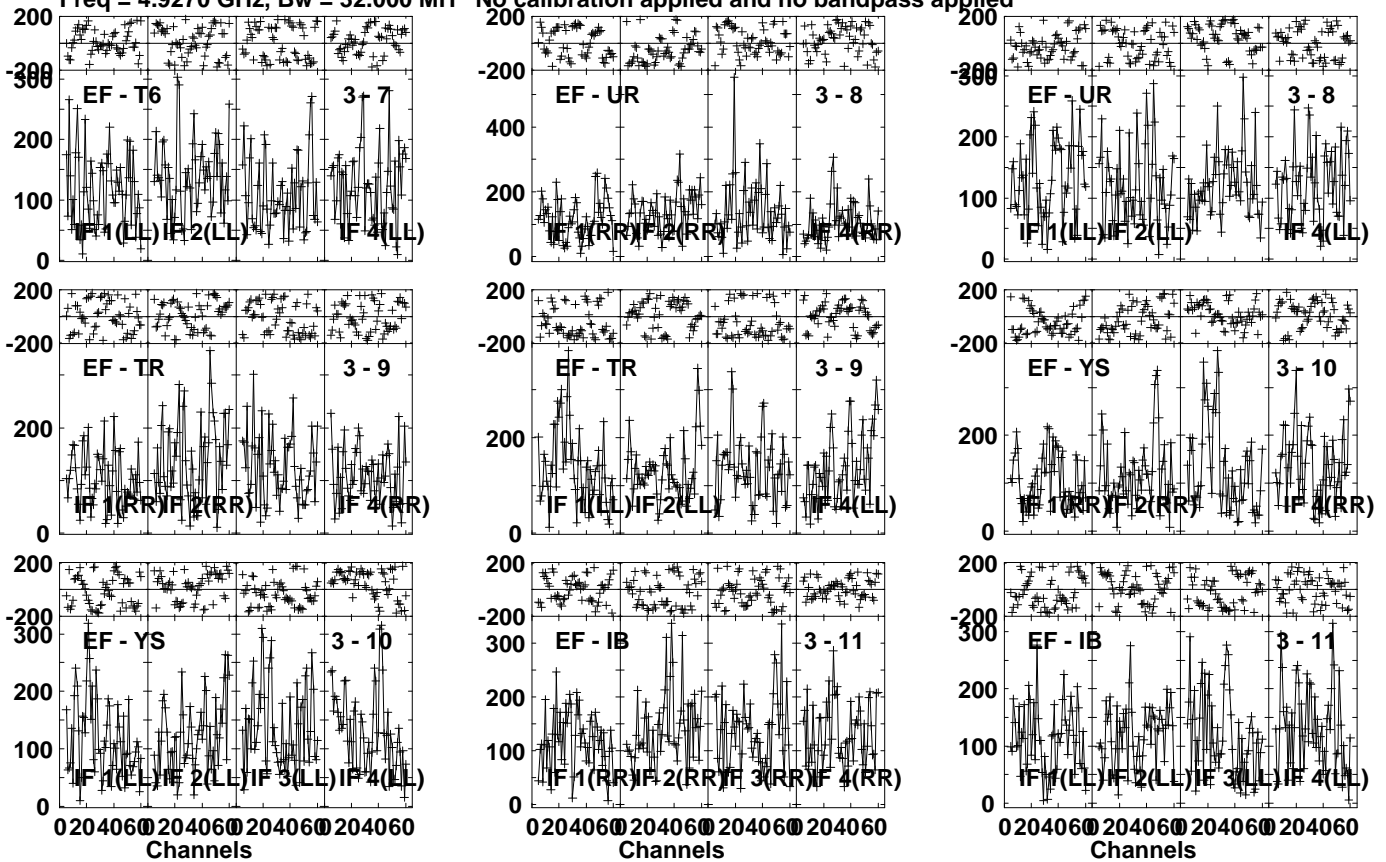


Lower frame: Micro Ampl Jy Top frame: Phas deg
 Vector averaged cross-power spectrum Several baselines displayed
 Timerange: 00/15:56:31 to 00/16:00:59

Plot file version 553 created 13-FEB-2023 17:07:15

EW02900 EW029D 1.UVDATA.1

Freq = 4.9270 GHz, Bw = 32.000 MH No calibration applied and no bandpass applied

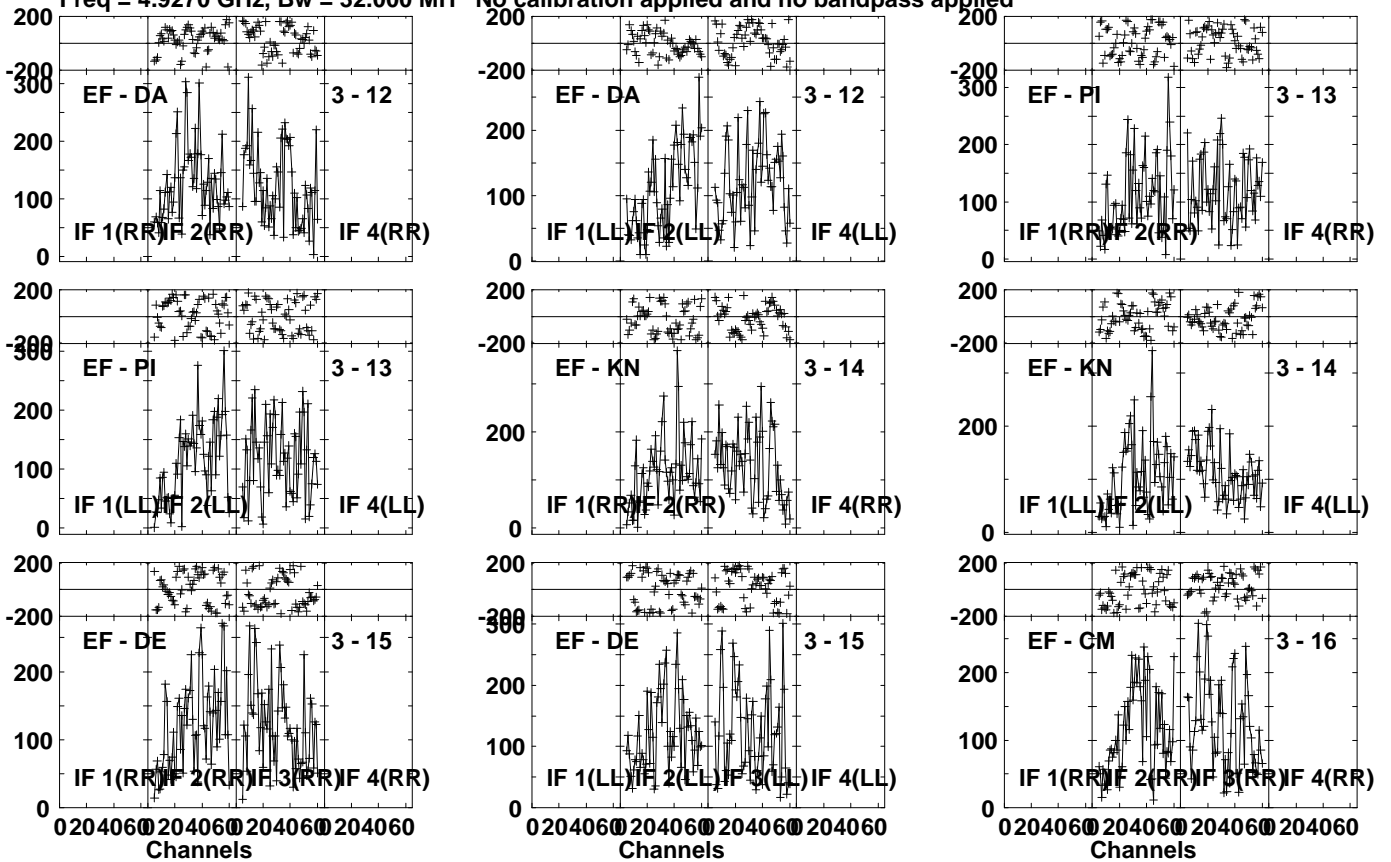


Lower frame: Micro Ampl Jy Top frame: Phas deg
Vector averaged cross-power spectrum Several baselines displayed
Timerange: 00/15:56:31 to 00/16:00:59

Plot file version 554 created 13-FEB-2023 17:07:15

EW02900 EW029D 1.UVDATA.1

Freq = 4.9270 GHz, Bw = 32.000 MH No calibration applied and no bandpass applied

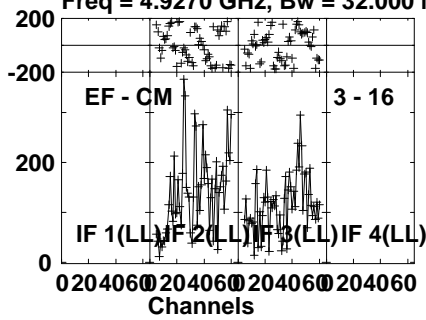


Lower frame: Micro Ampl Jy Top frame: Phas deg
Vector averaged cross-power spectrum Several baselines displayed
Timerange: 00/15:56:31 to 00/16:00:59

Plot file version 555 created 13-FEB-2023 17:07:15

EW02900 EW029D 1.UVDATA.1

Freq = 4.9270 GHz, Bw = 32.000 MH No calibration applied and no bandpass applied



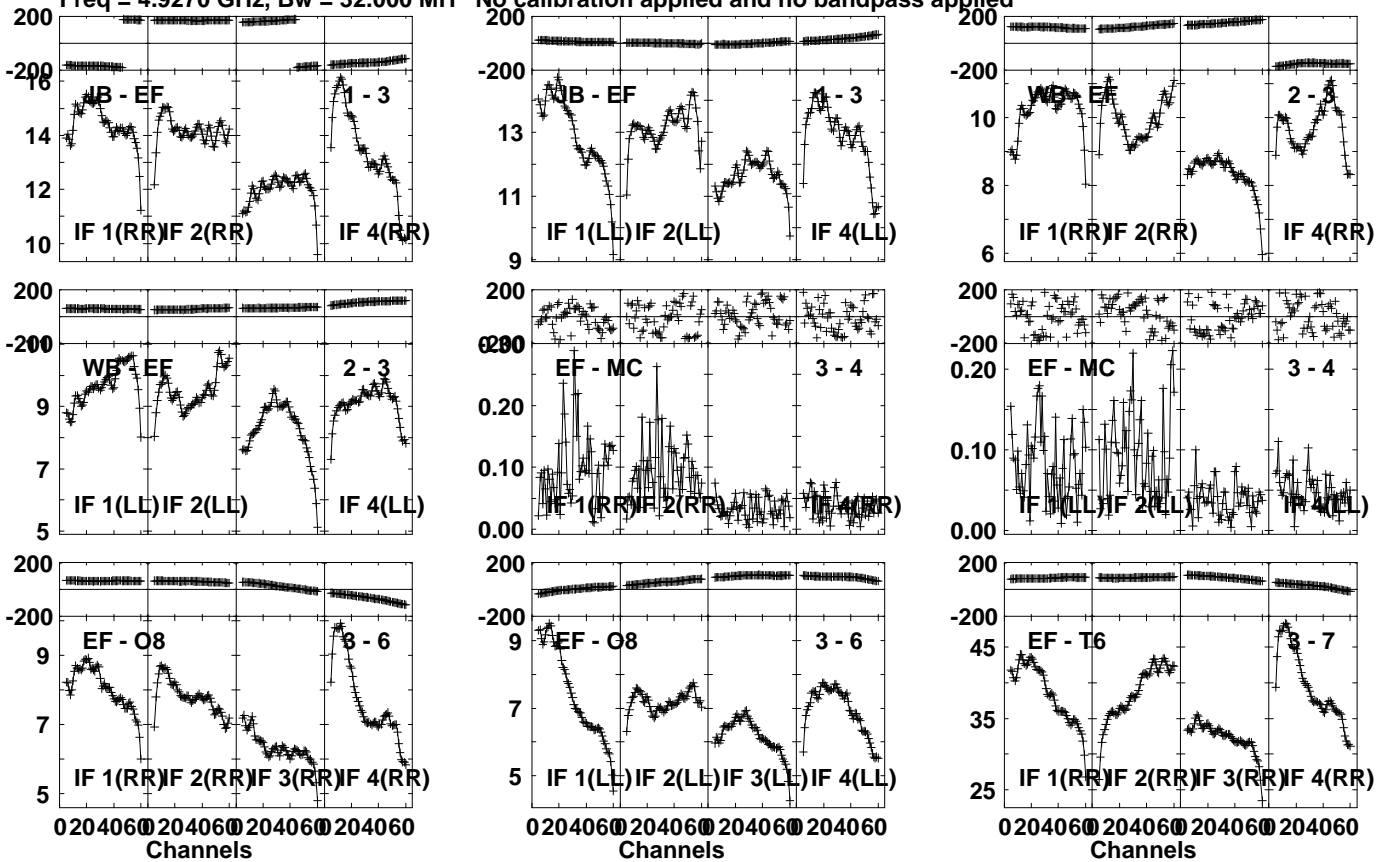
Lower frame: Micro Ampl Jy Top frame: Phas deg
Vector averaged cross-power spectrum Several baselines displayed
Timerange: 00/15:56:31 to 00/16:00:59

Plot file version 556 created 13-FEB-2023 17:07:15

J0958+65 EW029D 1.UVDATA.1

Freq = 4.9270 GHz, Bw = 32.000 MH

No calibration applied and no bandpass applied



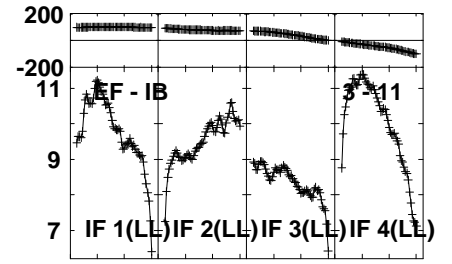
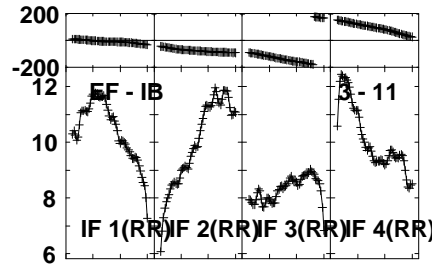
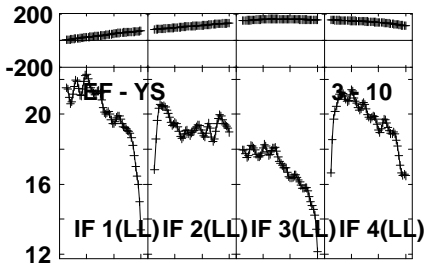
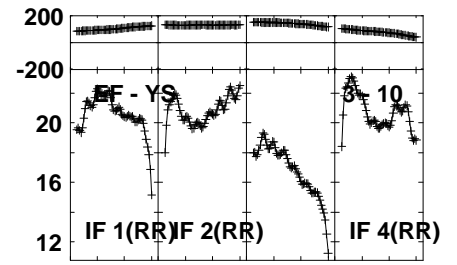
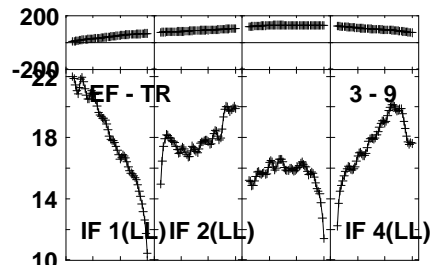
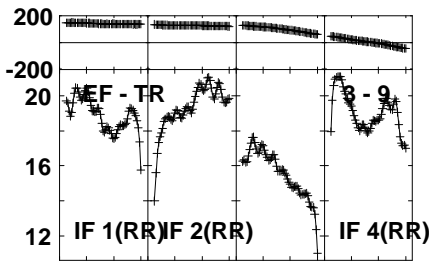
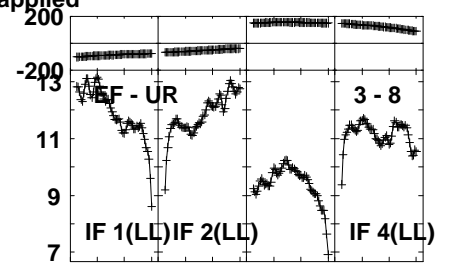
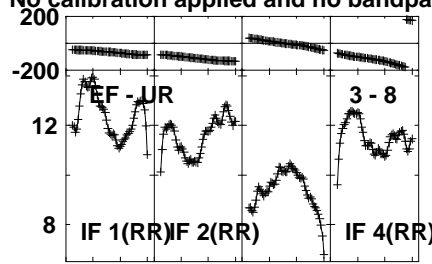
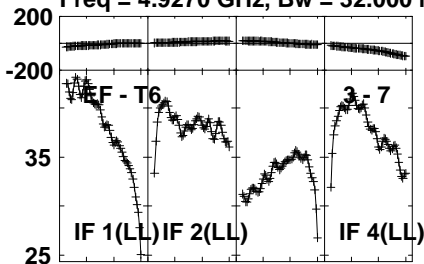
Lower frame: Milli Ampl Jy Top frame: Phas deg
Vector averaged cross-power spectrum Several baselines displayed
Timerange: 00/16:01:01 to 00/16:03:30

Plot file version 557 created 13-FEB-2023 17:07:16

J0958+65 EW029D 1.UVDATA.1

Freq = 4.9270 GHz, Bw = 32.000 MH

No calibration applied and no bandpass applied



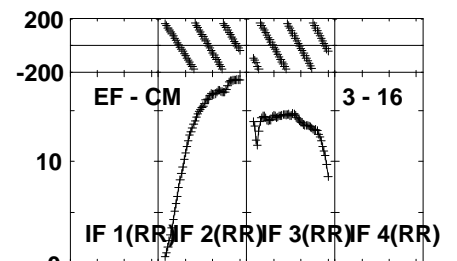
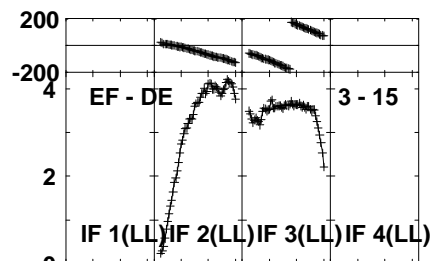
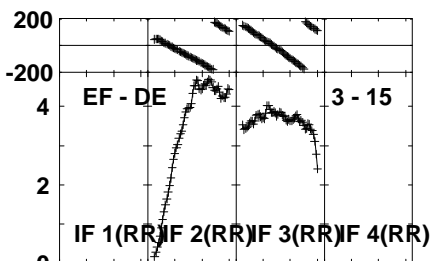
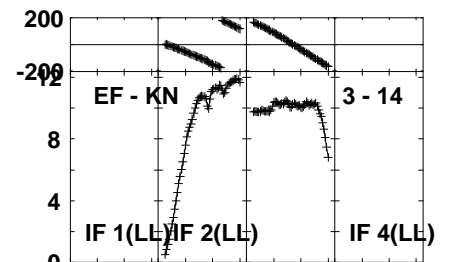
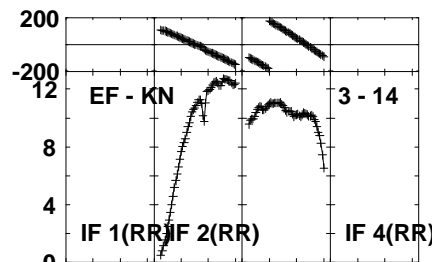
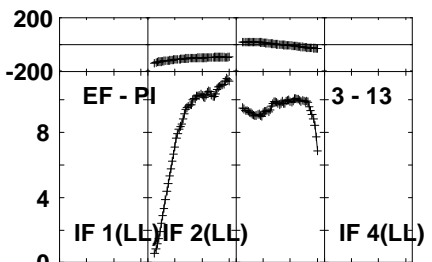
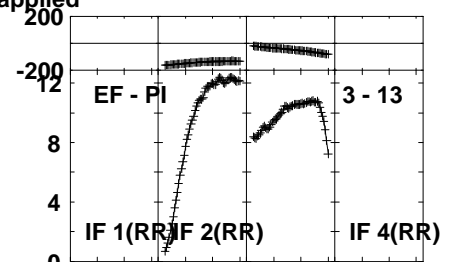
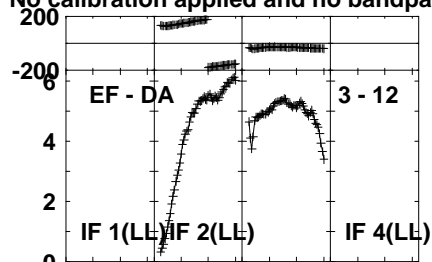
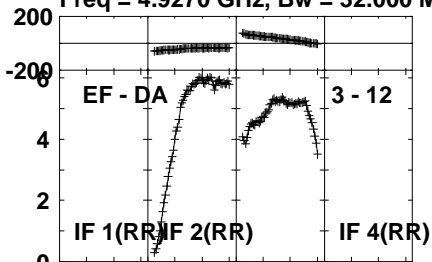
Lower frame: Milli Ampl Jy Top frame: Phas deg
Vector averaged cross-power spectrum Several baselines displayed
Timerange: 00:16:01:01 to 00:16:03:30

Plot file version 558 created 13-FEB-2023 17:07:16

J0958+65 EW029D 1.UVDATA.1

Freq = 4.9270 GHz, Bw = 32.000 MH

No calibration applied and no bandpass applied



0204060 204060 204060 204060
Channels

0204060 204060 204060 204060
Channels

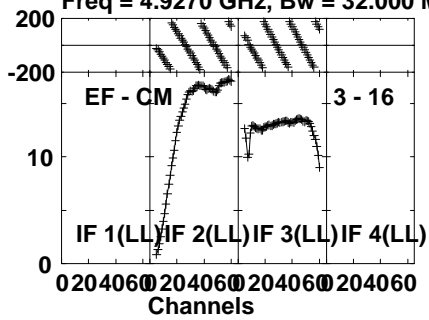
0204060 204060 204060 204060
Channels

Lower frame: Milli Ampl Jy Top frame: Phas deg
Vector averaged cross-power spectrum Several baselines displayed
Timerange: 00/16:01:01 to 00/16:03:30

Plot file version 559 created 13-FEB-2023 17:07:16

J0958+65 EW029D 1.UVDATA.1

Freq = 4.9270 GHz, Bw = 32.000 MH No calibration applied and no bandpass applied



Lower frame: Milli Ampl Jy Top frame: Phas deg

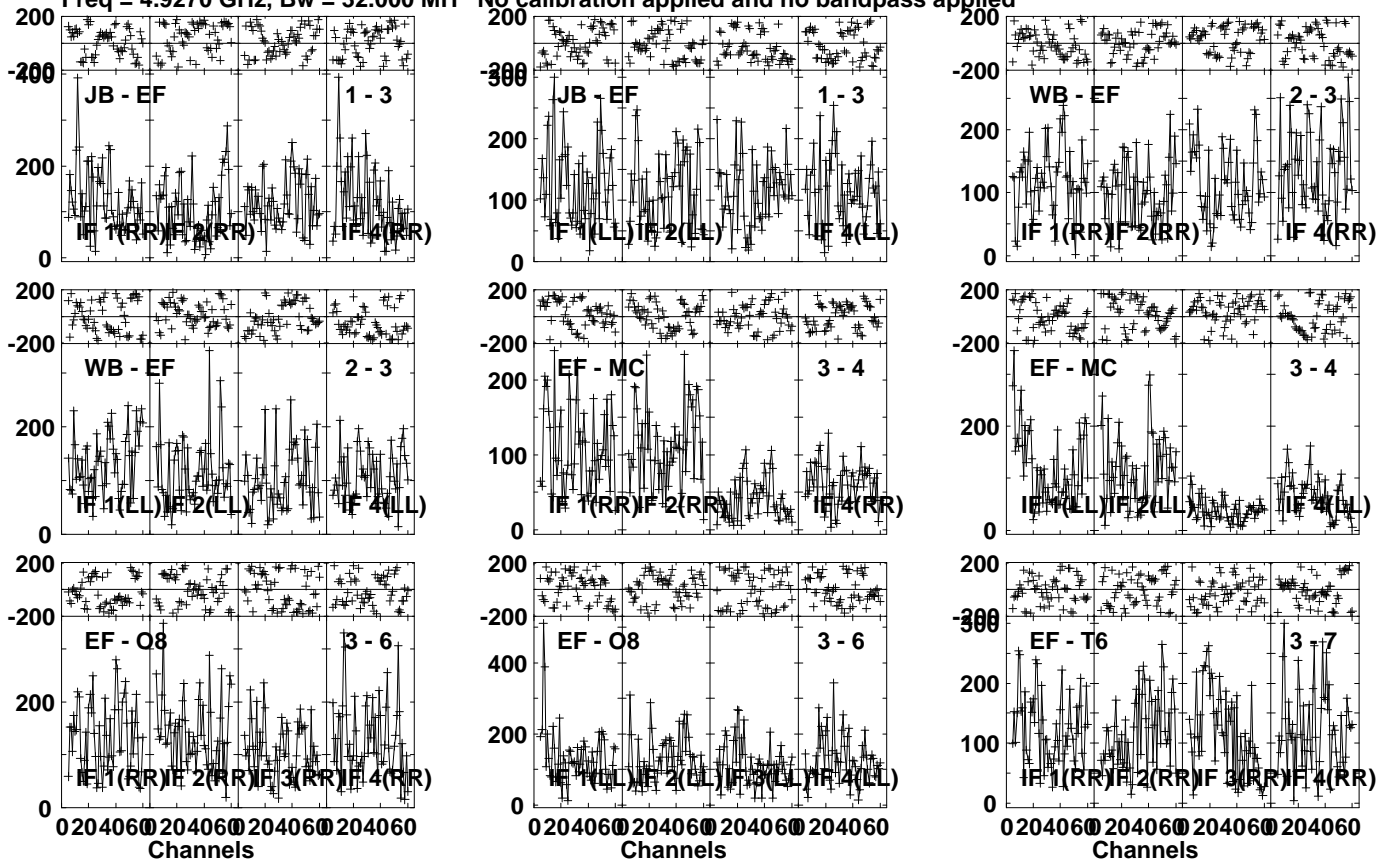
Vector averaged cross-power spectrum Several baselines displayed

Timerange: 00/16:01:01 to 00/16:03:30

Plot file version 560 created 13-FEB-2023 17:07:16

EW02900 EW029D 1.UVDATA.1

Freq = 4.9270 GHz, Bw = 32.000 MH No calibration applied and no bandpass applied

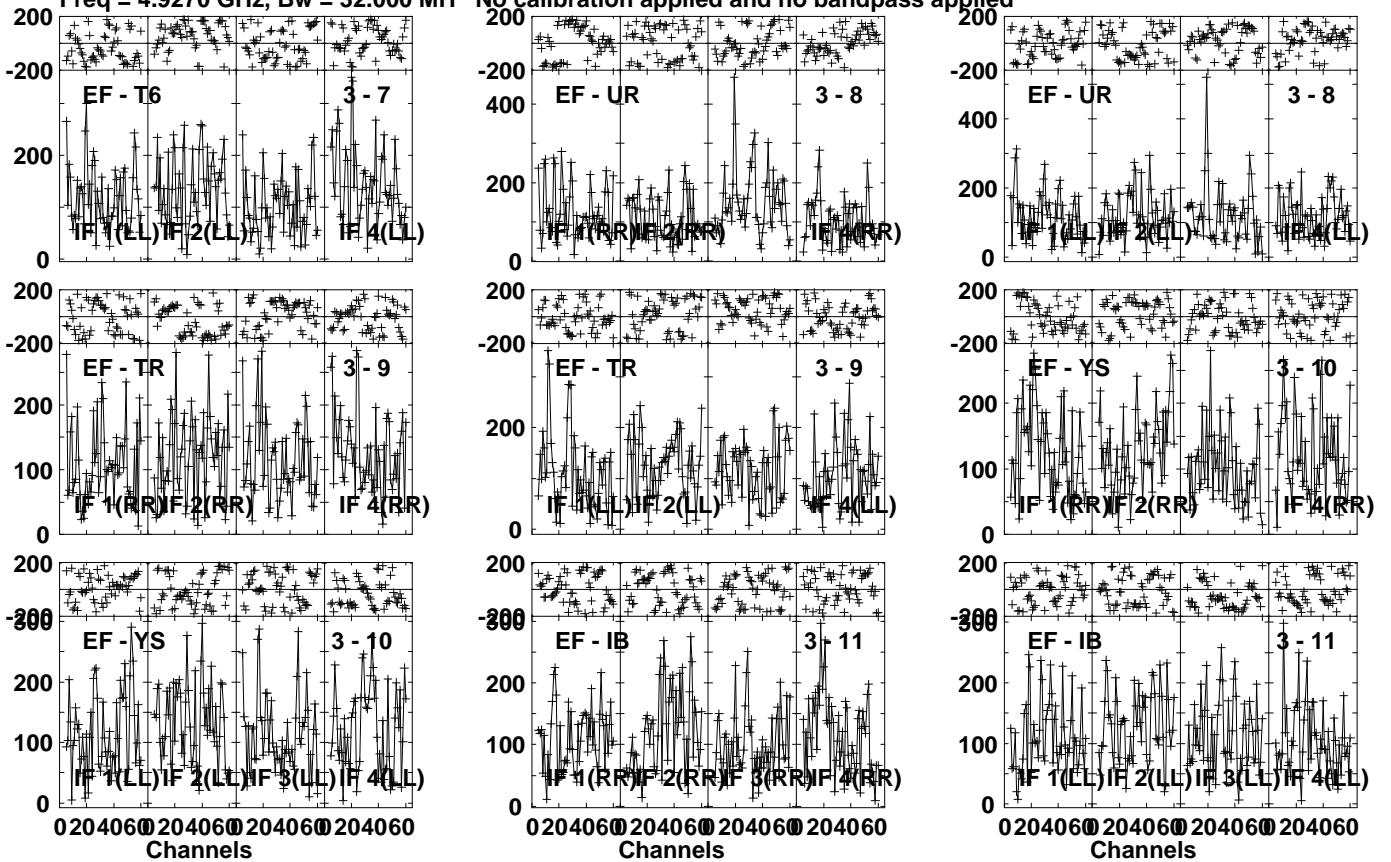


Lower frame: Micro Ampl Jy Top frame: Phas deg
Vector averaged cross-power spectrum Several baselines displayed
Timerange: 00/16:03:30 to 00/16:07:59

Plot file version 561 created 13-FEB-2023 17:07:16

EW02900 EW029D 1.UVDATA.1

Freq = 4.9270 GHz, Bw = 32.000 MH No calibration applied and no bandpass applied

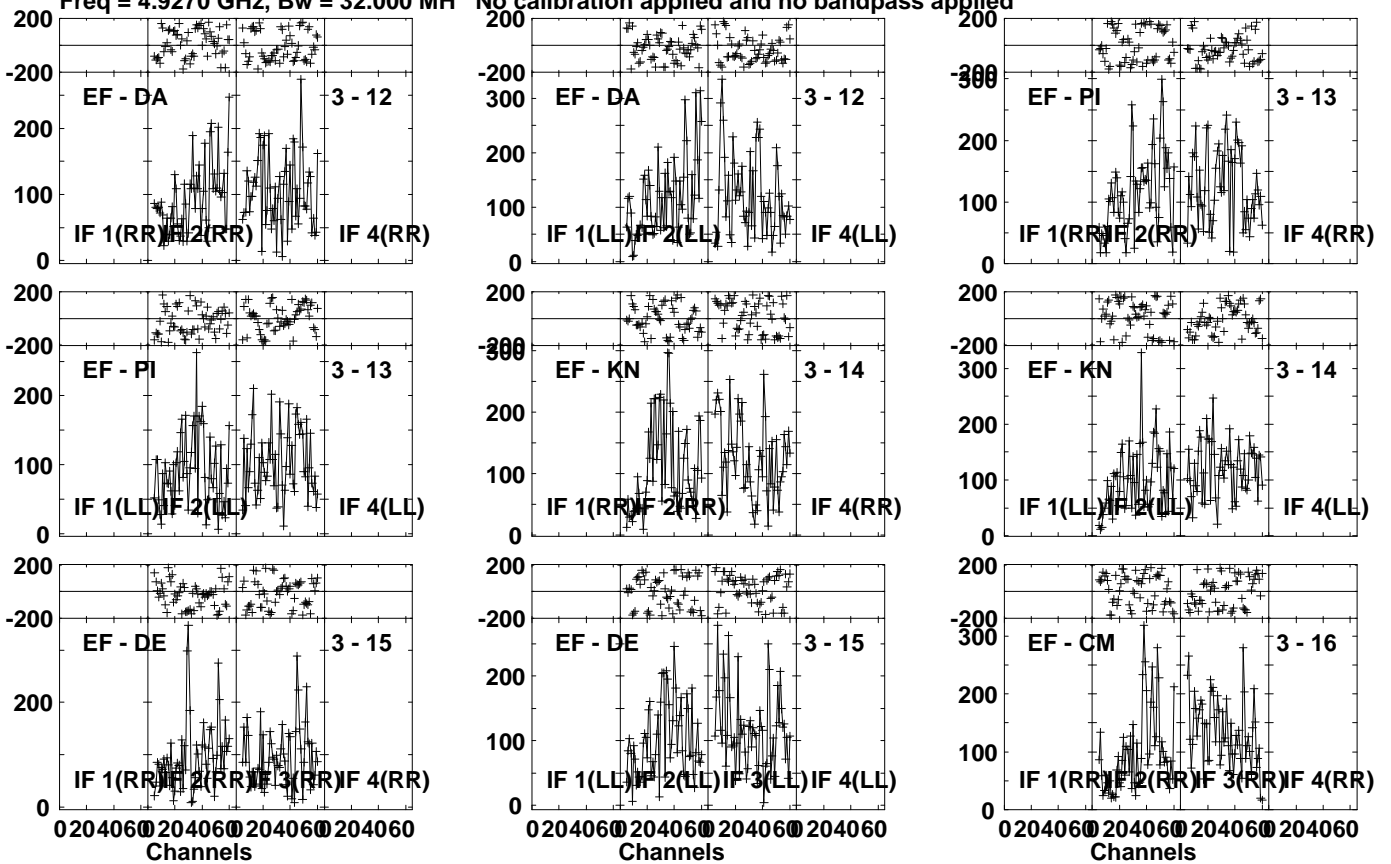


Lower frame: Micro Ampl Jy Top frame: Phas deg
Vector averaged cross-power spectrum Several baselines displayed
Timerange: 00/16:03:30 to 00/16:07:59

Plot file version 562 created 13-FEB-2023 17:07:16

EW02900 EW029D 1.UVDATA.1

Freq = 4.9270 GHz, Bw = 32.000 MH No calibration applied and no bandpass applied

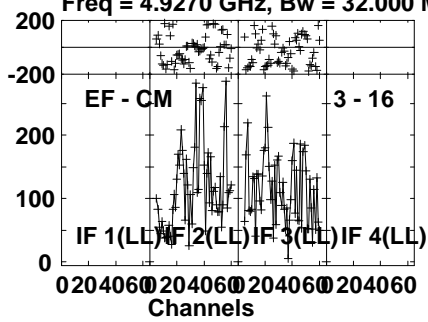


Lower frame: Micro Ampl Jy Top frame: Phas deg
Vector averaged cross-power spectrum Several baselines displayed
Timerange: 00:16:03:30 to 00:16:07:59

Plot file version 563 created 13-FEB-2023 17:07:16

EW02900 EW029D 1.UVDATA.1

Freq = 4.9270 GHz, Bw = 32.000 MH No calibration applied and no bandpass applied



Lower frame: Micro Ampl Jy Top frame: Phas deg

Vector averaged cross-power spectrum Several baselines displayed

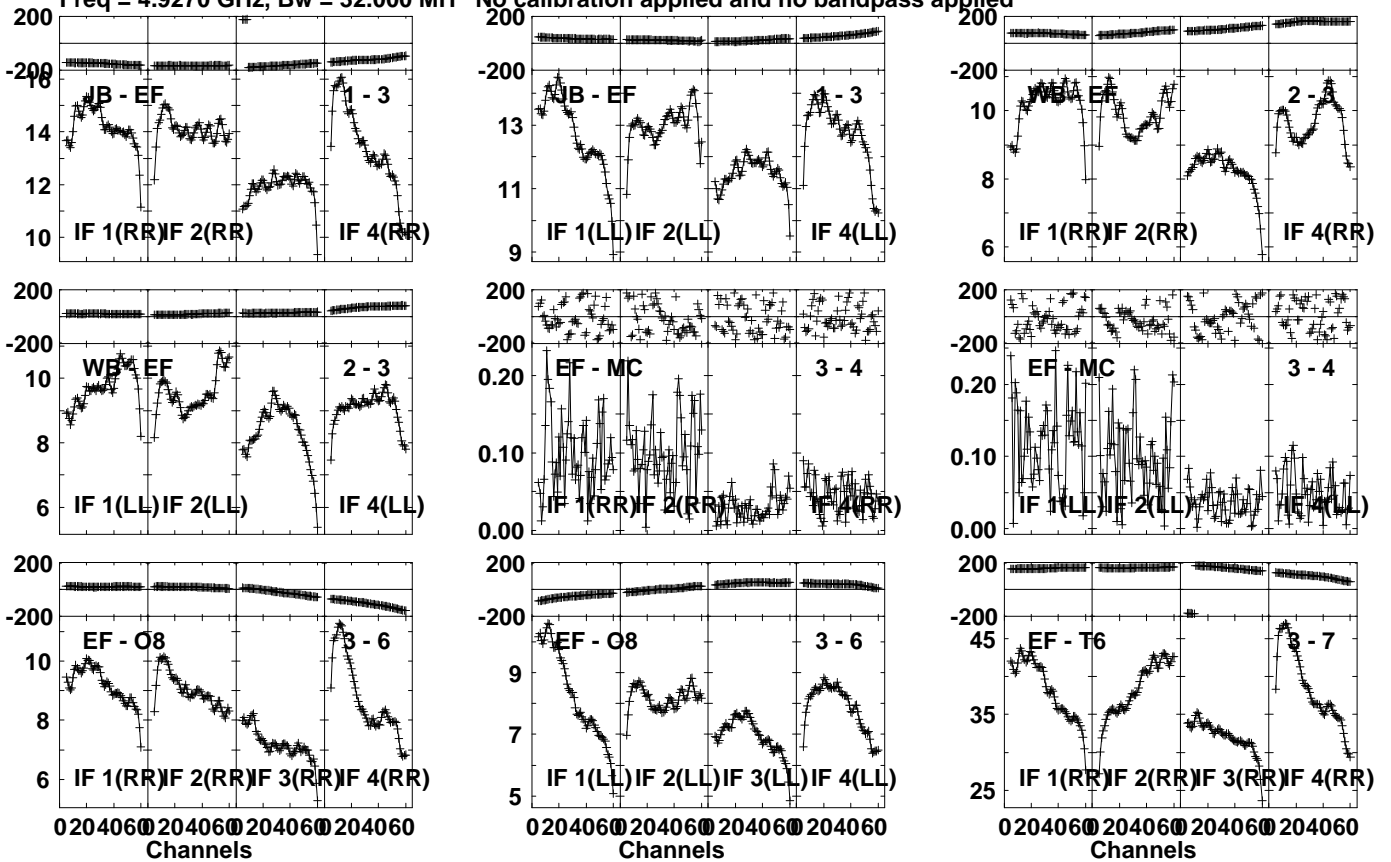
Timerange: 00/16:03:30 to 00/16:07:59

Plot file version 564 created 13-FEB-2023 17:07:16

J0958+65 EW029D 1.UVDATA.1

Freq = 4.9270 GHz, Bw = 32.000 MH

No calibration applied and no bandpass applied



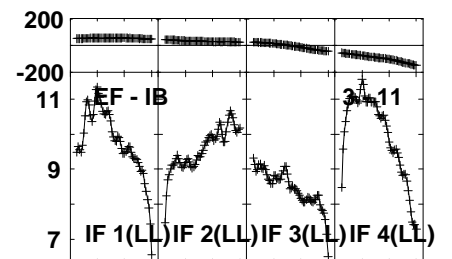
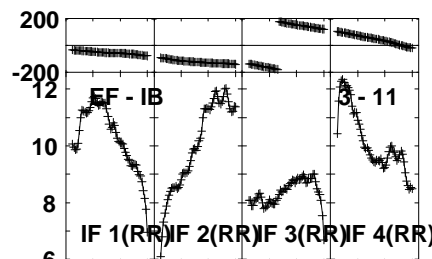
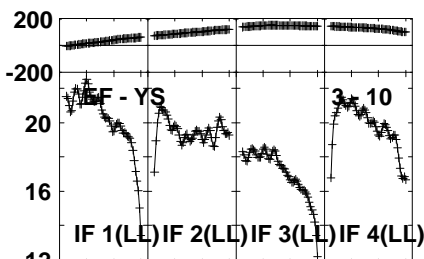
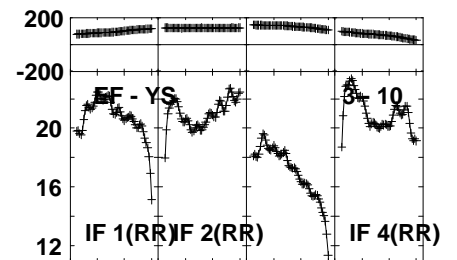
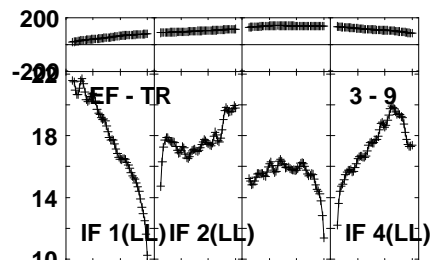
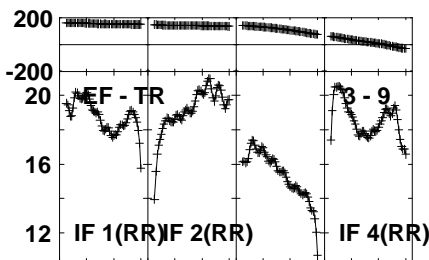
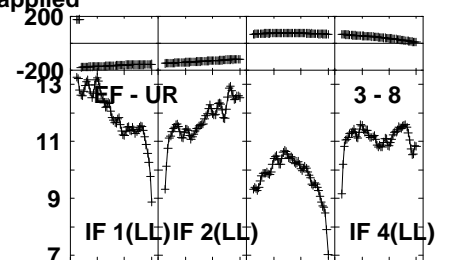
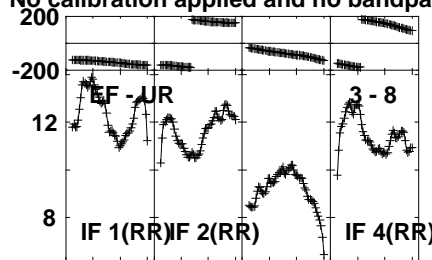
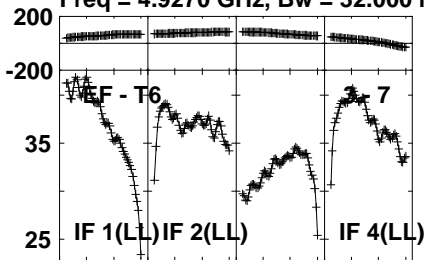
Lower frame: Milli Ampl Jy Top frame: Phas deg
Vector averaged cross-power spectrum Several baselines displayed
Timerange: 00/16:08:51 to 00/16:10:30

Plot file version 565 created 13-FEB-2023 17:07:17

J0958+65 EW029D 1.UVDATA.1

Freq = 4.9270 GHz, Bw = 32.000 MH

No calibration applied and no bandpass applied



0204060 204060 204060 204060
Channels

0204060 204060 204060 204060
Channels

0204060 204060 204060 204060
Channels

Lower frame: Milli Ampl Jy Top frame: Phas deg

Vector averaged cross-power spectrum Several baselines displayed

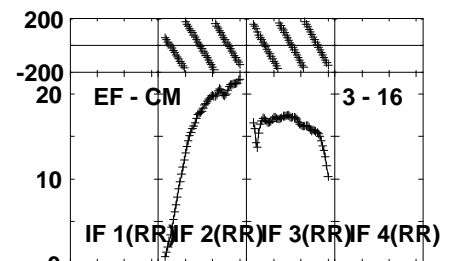
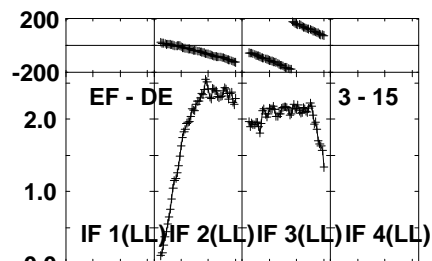
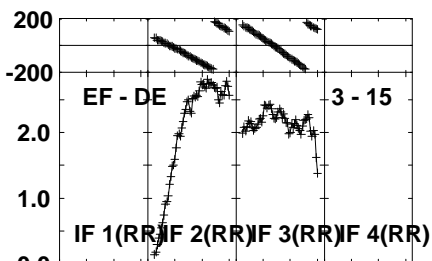
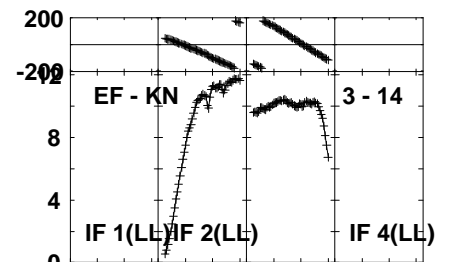
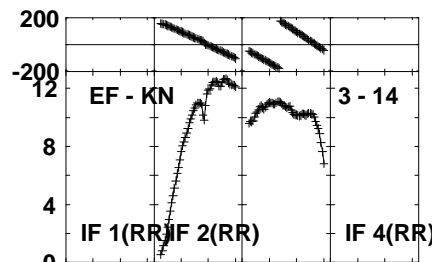
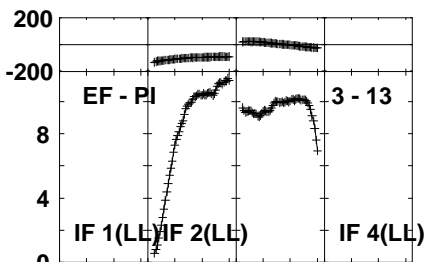
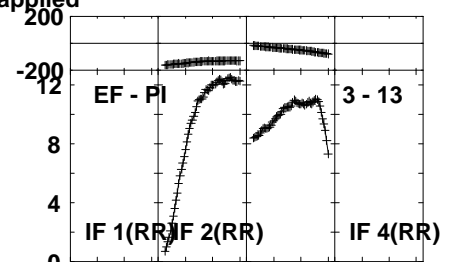
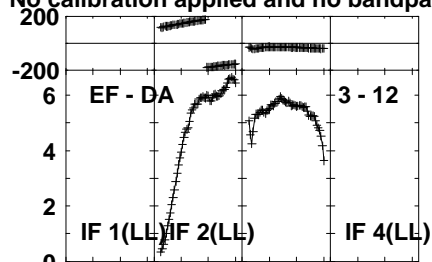
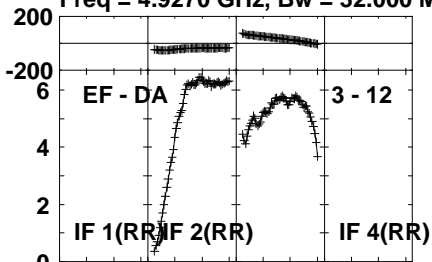
Timerange: 00/16:08:51 to 00/16:10:30

Plot file version 566 created 13-FEB-2023 17:07:17

J0958+65 EW029D 1.UVDATA.1

Freq = 4.9270 GHz, Bw = 32.000 MH

No calibration applied and no bandpass applied

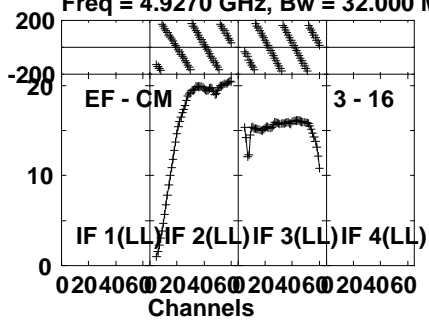


Lower frame: Milli Ampl Jy Top frame: Phas deg
Vector averaged cross-power spectrum Several baselines displayed
Timerange: 00/16:08:51 to 00/16:10:30

Plot file version 567 created 13-FEB-2023 17:07:17

J0958+65 EW029D 1.UVDATA.1

Freq = 4.9270 GHz, Bw = 32.000 MH No calibration applied and no bandpass applied

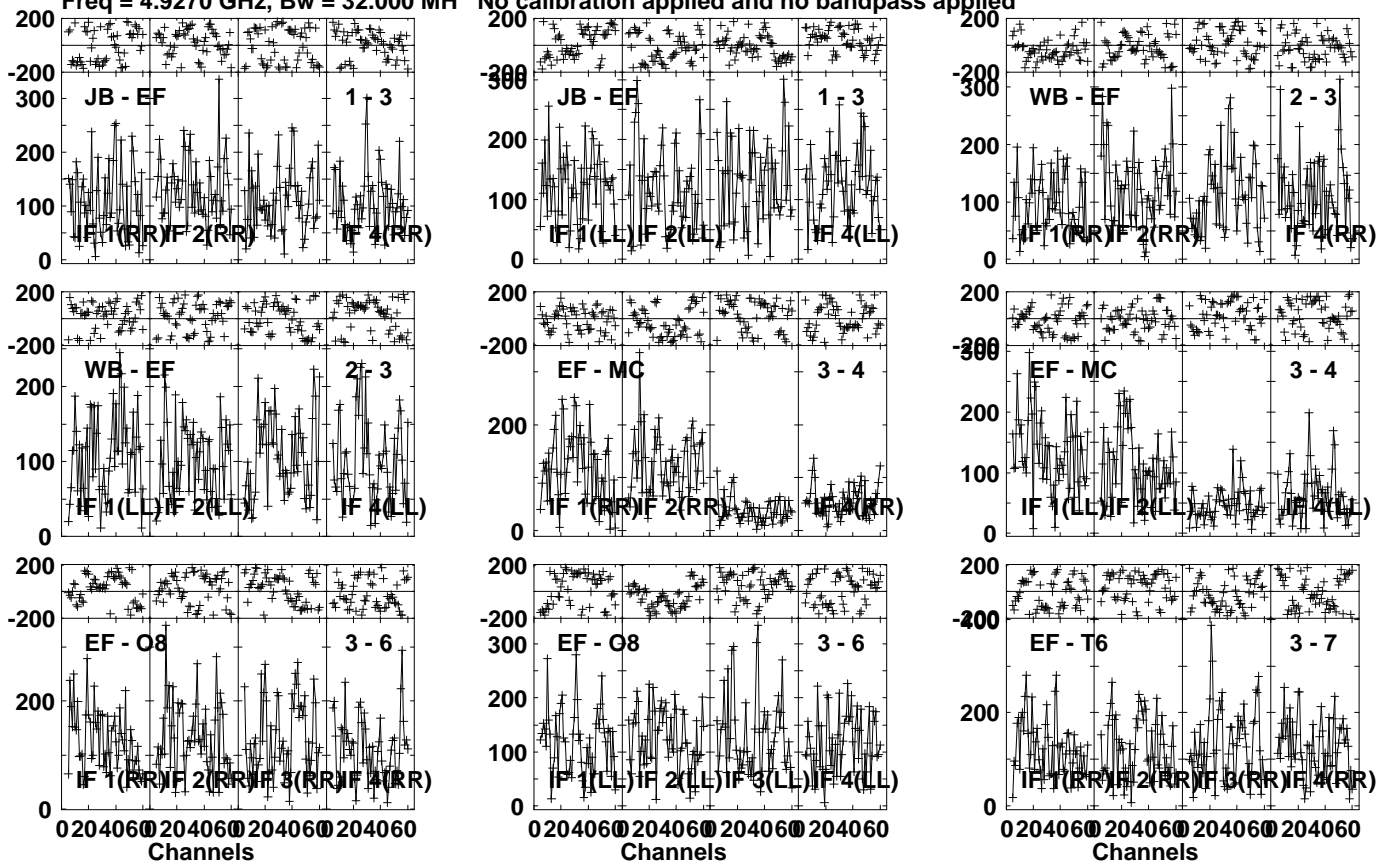


Lower frame: Milli Ampl Jy Top frame: Phas deg
Vector averaged cross-power spectrum Several baselines displayed
Timerange: 00/16:08:51 to 00/16:10:30

Plot file version 568 created 13-FEB-2023 17:07:17

EW02900 EW029D 1.UVDATA.1

Freq = 4.9270 GHz, Bw = 32.000 MH No calibration applied and no bandpass applied

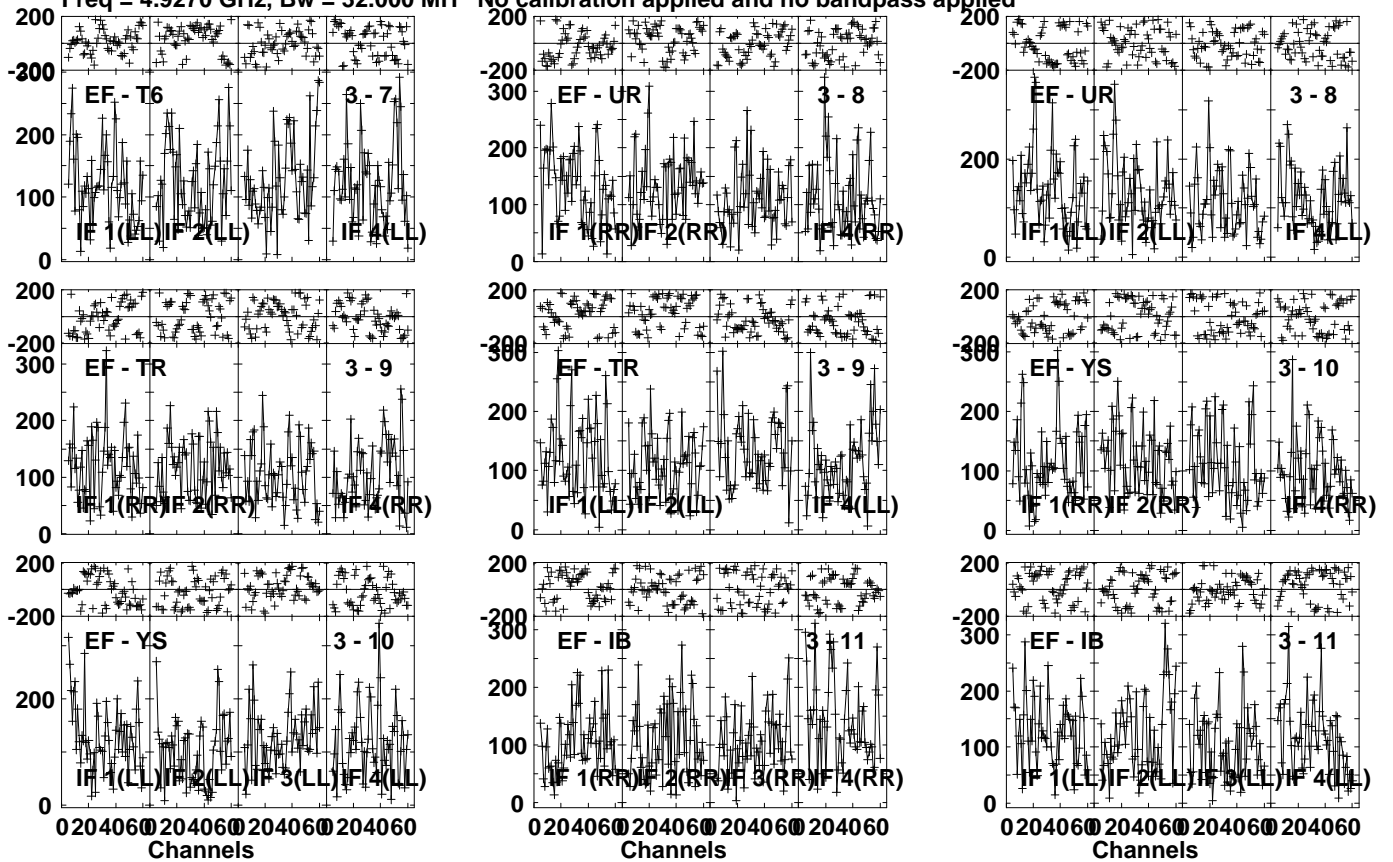


Lower frame: Micro Ampl Jy Top frame: Phas deg
Vector averaged cross-power spectrum Several baselines displayed
Timerange: 00/16:10:31 to 00/16:14:59

Plot file version 569 created 13-FEB-2023 17:07:17

EW02900 EW029D 1.UVDATA.1

Freq = 4.9270 GHz, Bw = 32.000 MH No calibration applied and no bandpass applied



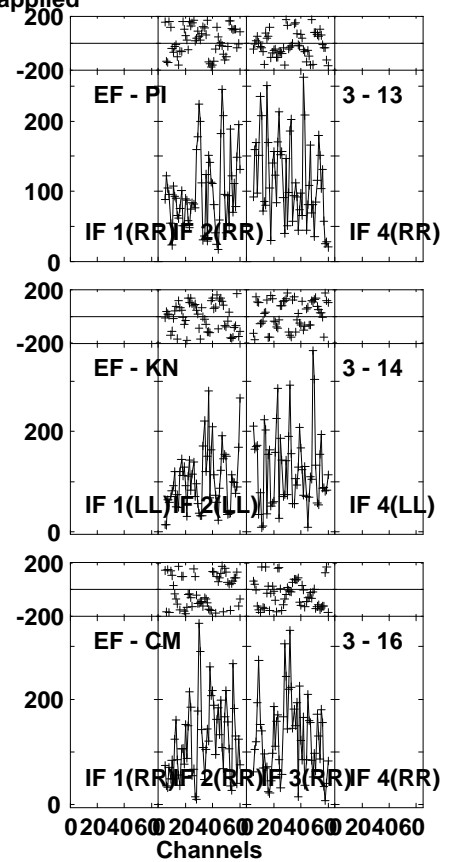
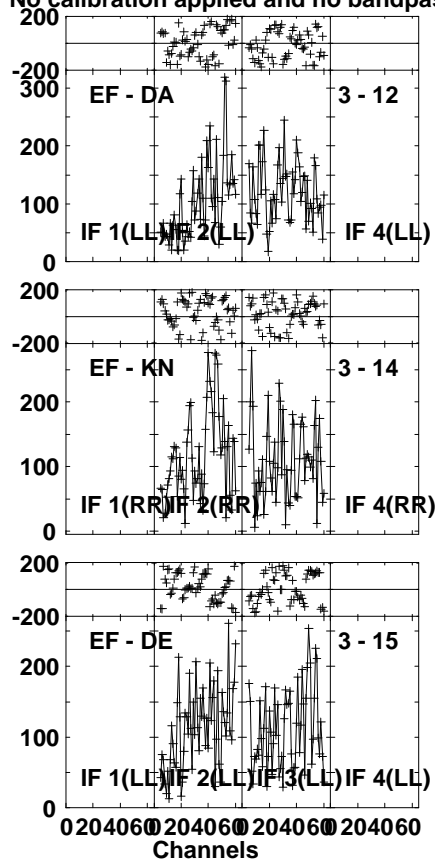
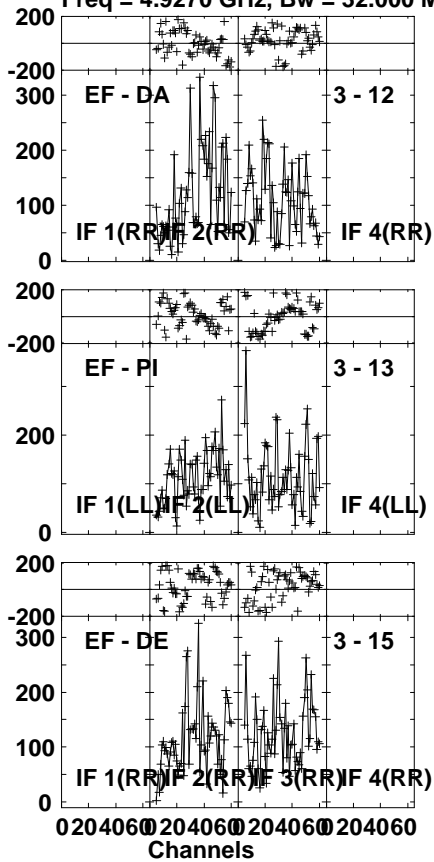
Lower frame: Micro Ampl Jy Top frame: Phas deg
Vector averaged cross-power spectrum Several baselines displayed
Timerange: 00/16:10:31 to 00/16:14:59

Plot file version 570 created 13-FEB-2023 17:07:17

EW02900 EW029D 1.UVDATA.1

Freq = 4.9270 GHz, Bw = 32.000 MH

No calibration applied and no bandpass applied

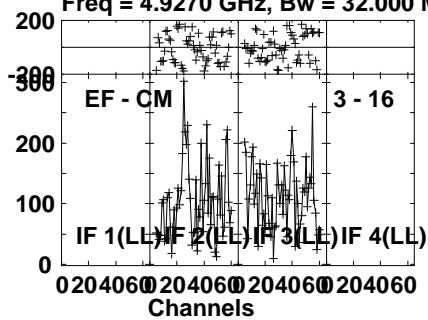


Lower frame: Micro Ampl Jy Top frame: Phas deg
Vector averaged cross-power spectrum Several baselines displayed
Timerange: 00/16:10:31 to 00/16:14:59

Plot file version 571 created 13-FEB-2023 17:07:17

EW02900 EW029D 1.UVDATA.1

Freq = 4.9270 GHz, Bw = 32.000 MH No calibration applied and no bandpass applied



Lower frame: Micro Ampl Jy Top frame: Phas deg

Vector averaged cross-power spectrum Several baselines displayed

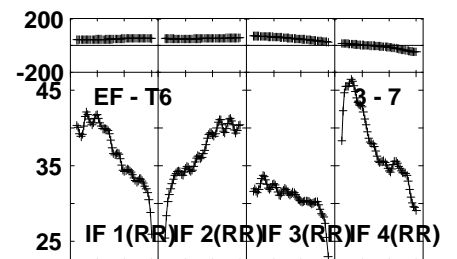
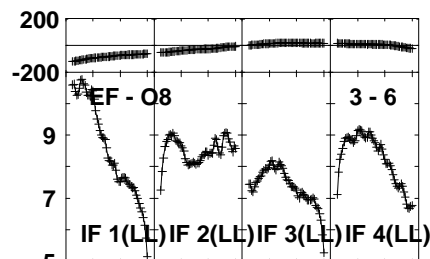
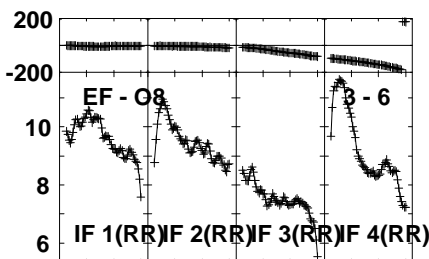
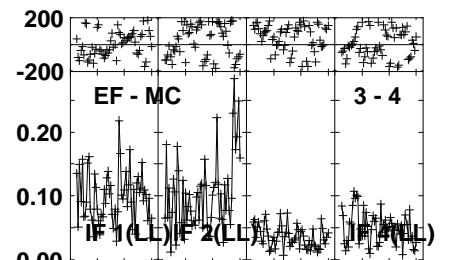
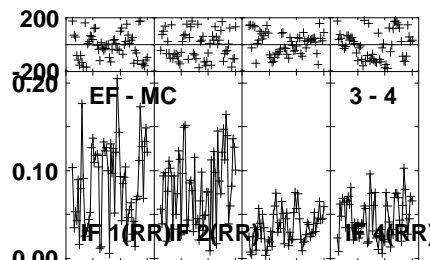
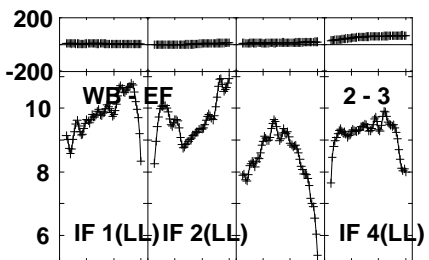
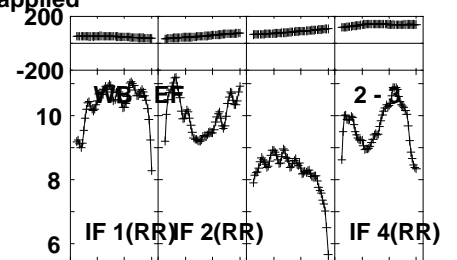
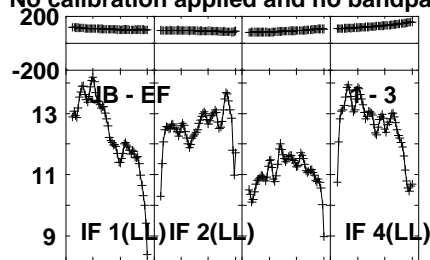
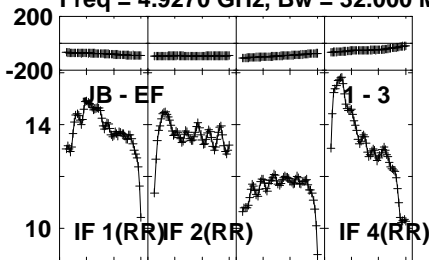
Timerange: 00/16:10:31 to 00/16:14:59

Plot file version 572 created 13-FEB-2023 17:07:18

J0958+65 EW029D 1.UVDATA.1

Freq = 4.9270 GHz, Bw = 32.000 MH

No calibration applied and no bandpass applied



0204060 204060 204060 204060
Channels

0204060 204060 204060 204060
Channels

0204060 204060 204060 204060
Channels

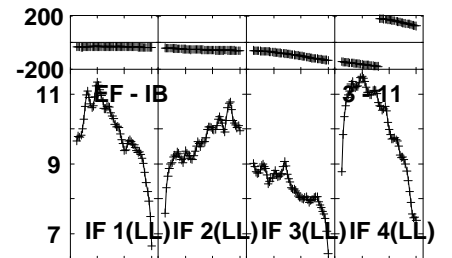
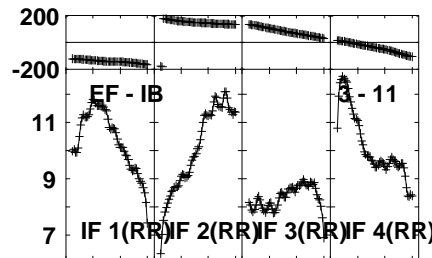
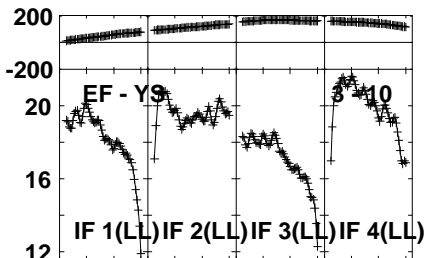
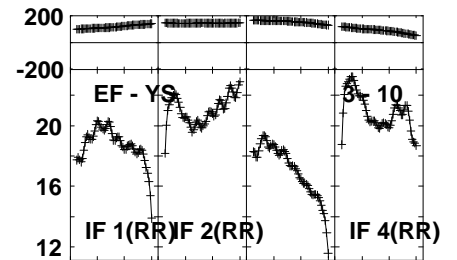
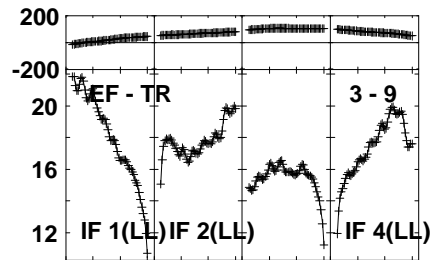
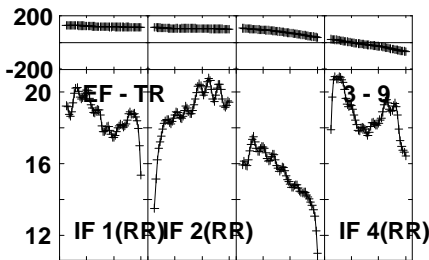
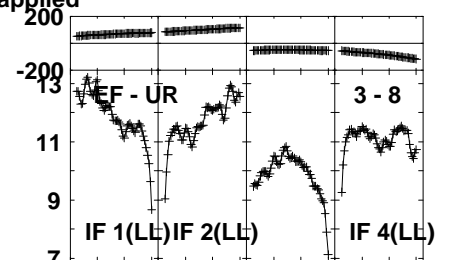
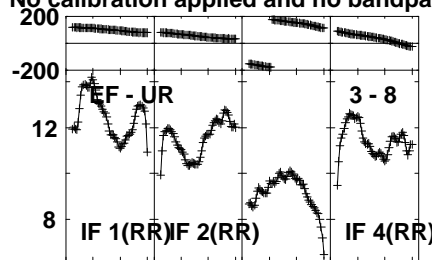
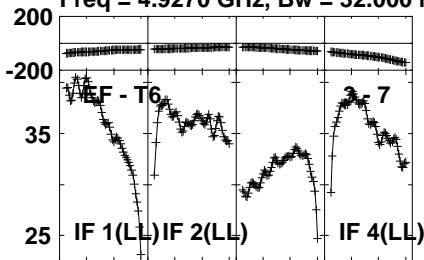
Lower frame: Milli Ampl Jy Top frame: Phas deg
Vector averaged cross-power spectrum Several baselines displayed
Timerange: 00/16:15:50 to 00/16:17:29

Plot file version 573 created 13-FEB-2023 17:07:18

J0958+65 EW029D 1.UVDATA.1

Freq = 4.9270 GHz, Bw = 32.000 MH

No calibration applied and no bandpass applied



0204060 204060 204060 204060
Channels

0204060 204060 204060 204060
Channels

0204060 204060 204060 204060
Channels

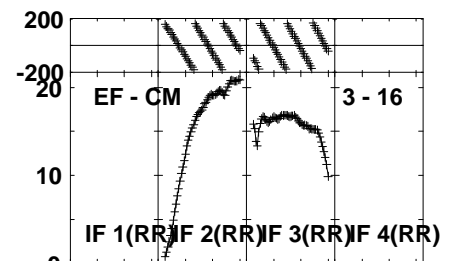
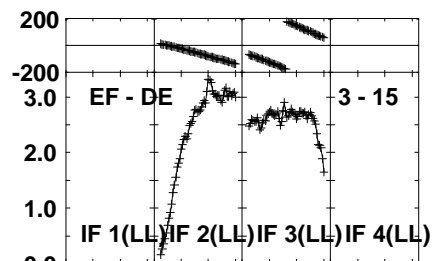
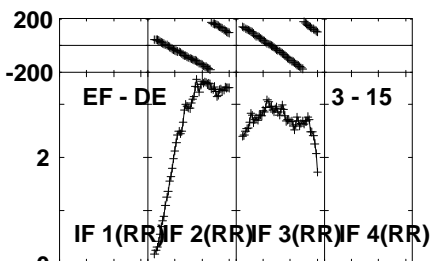
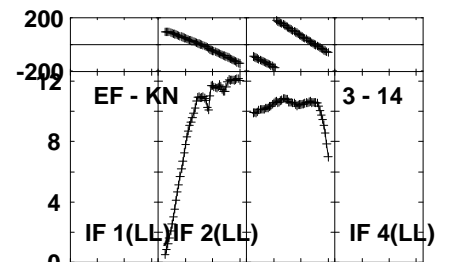
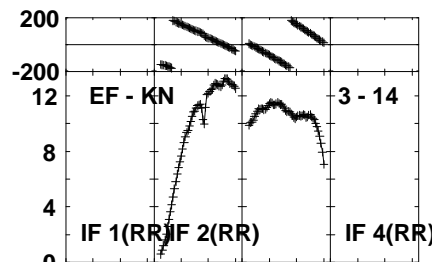
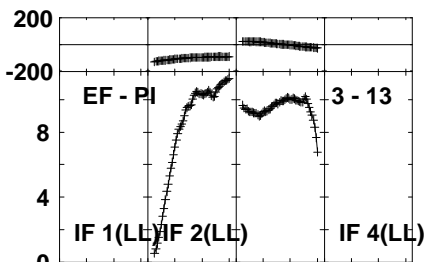
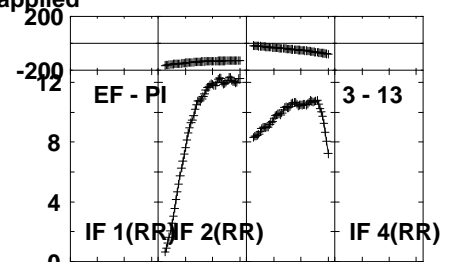
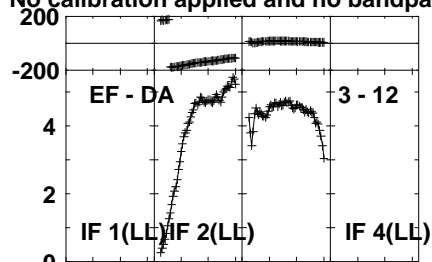
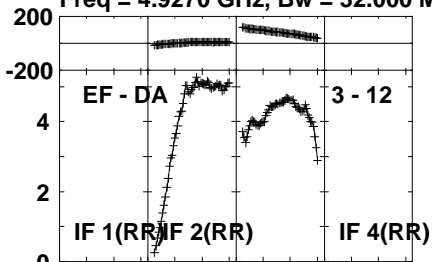
Lower frame: Milli Ampl Jy Top frame: Phas deg
Vector averaged cross-power spectrum Several baselines displayed
Timerange: 00/16:15:50 to 00/16:17:29

Plot file version 574 created 13-FEB-2023 17:07:18

J0958+65 EW029D 1.UVDATA.1

Freq = 4.9270 GHz, Bw = 32.000 MH

No calibration applied and no bandpass applied

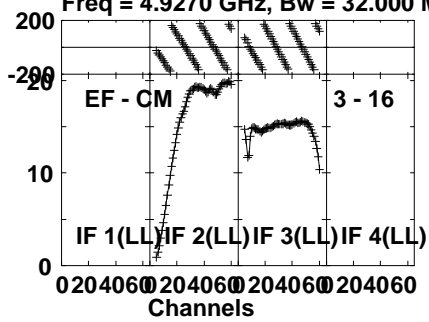


Lower frame: Milli Ampl Jy Top frame: Phas deg
Vector averaged cross-power spectrum Several baselines displayed
Timerange: 00/16:15:50 to 00/16:17:29

Plot file version 575 created 13-FEB-2023 17:07:18

J0958+65 EW029D 1.UVDATA.1

Freq = 4.9270 GHz, Bw = 32.000 MH No calibration applied and no bandpass applied



Lower frame: Milli Ampl Jy Top frame: Phas deg

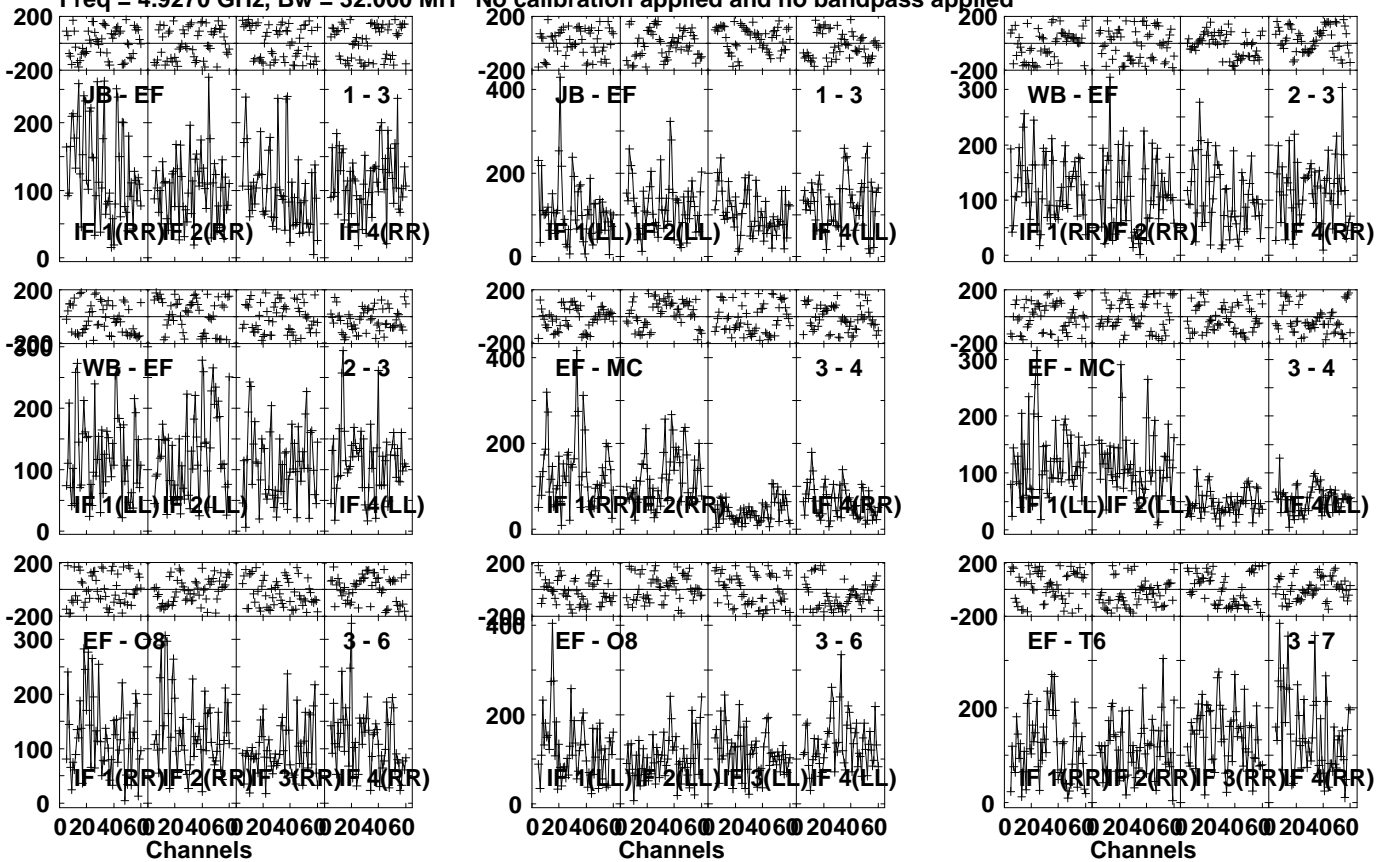
Vector averaged cross-power spectrum Several baselines displayed

Timerange: 00/16:15:50 to 00/16:17:29

Plot file version 576 created 13-FEB-2023 17:07:18

EW02900 EW029D 1.UVDATA.1

Freq = 4.9270 GHz, Bw = 32.000 MH No calibration applied and no bandpass applied

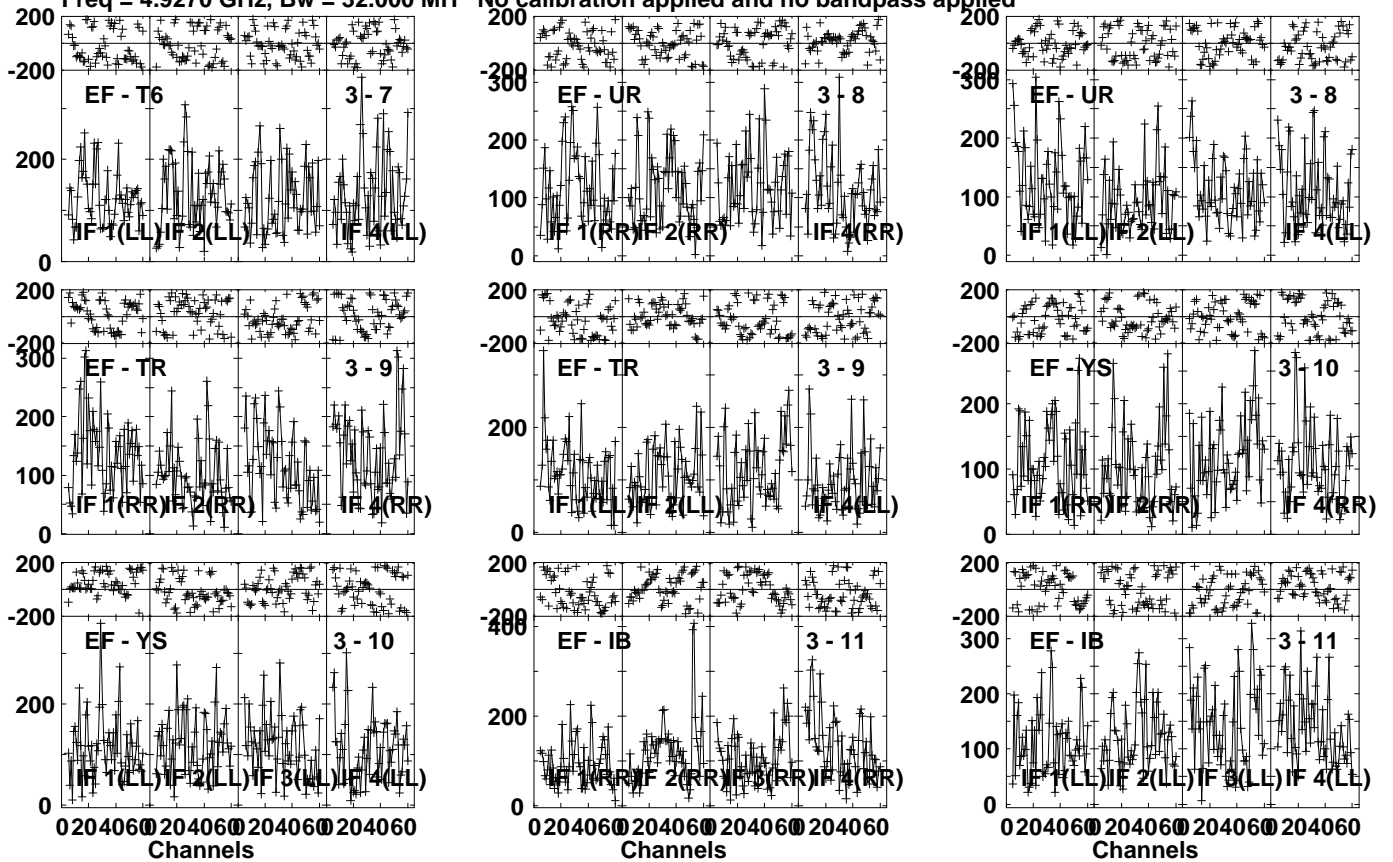


Lower frame: Micro Ampl Jy Top frame: Phas deg
Vector averaged cross-power spectrum Several baselines displayed
Timerange: 00/16:17:30 to 00/16:21:59

Plot file version 577 created 13-FEB-2023 17:07:18

EW02900 EW029D 1.UVDATA.1

Freq = 4.9270 GHz, Bw = 32.000 MH No calibration applied and no bandpass applied

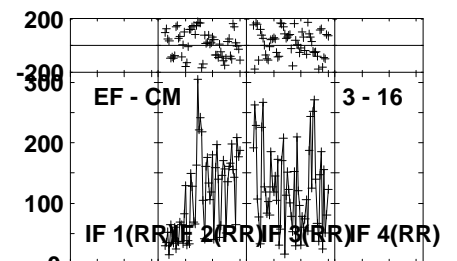
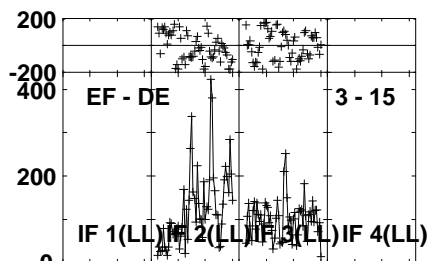
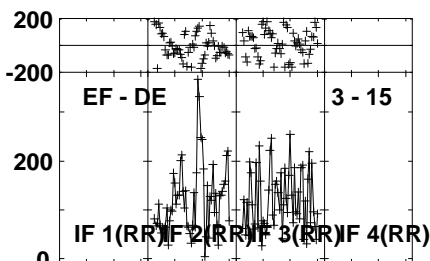
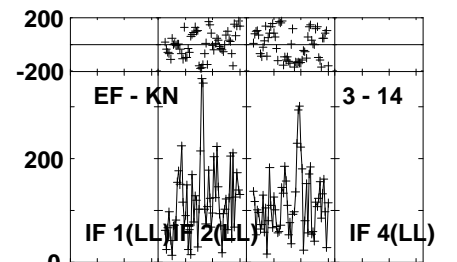
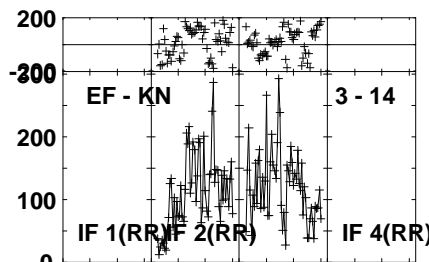
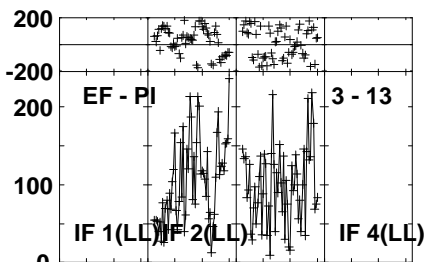
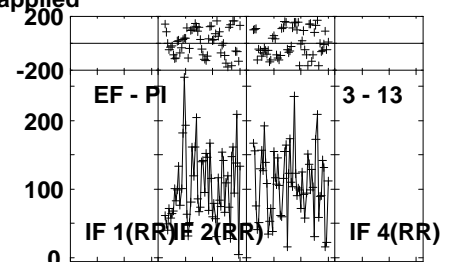
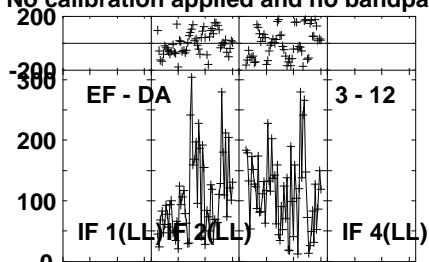
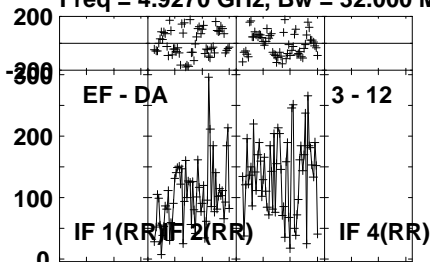


Lower frame: Micro Ampl Jy Top frame: Phas deg
Vector averaged cross-power spectrum Several baselines displayed
Timerange: 00/16:17:30 to 00/16:21:59

Plot file version 578 created 13-FEB-2023 17:07:18

EW02900 EW029D 1.UVDATA.1

Freq = 4.9270 GHz, Bw = 32.000 MH No calibration applied and no bandpass applied

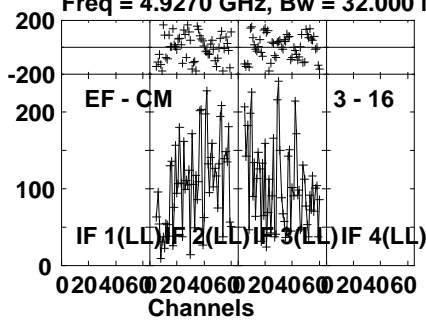


Lower frame: Micro Ampl Jy Top frame: Phas deg
Vector averaged cross-power spectrum Several baselines displayed
Timerange: 00/16:17:30 to 00/16:21:59

Plot file version 579 created 13-FEB-2023 17:07:19

EW02900 EW029D 1.UVDATA.1

Freq = 4.9270 GHz, Bw = 32.000 MH No calibration applied and no bandpass applied



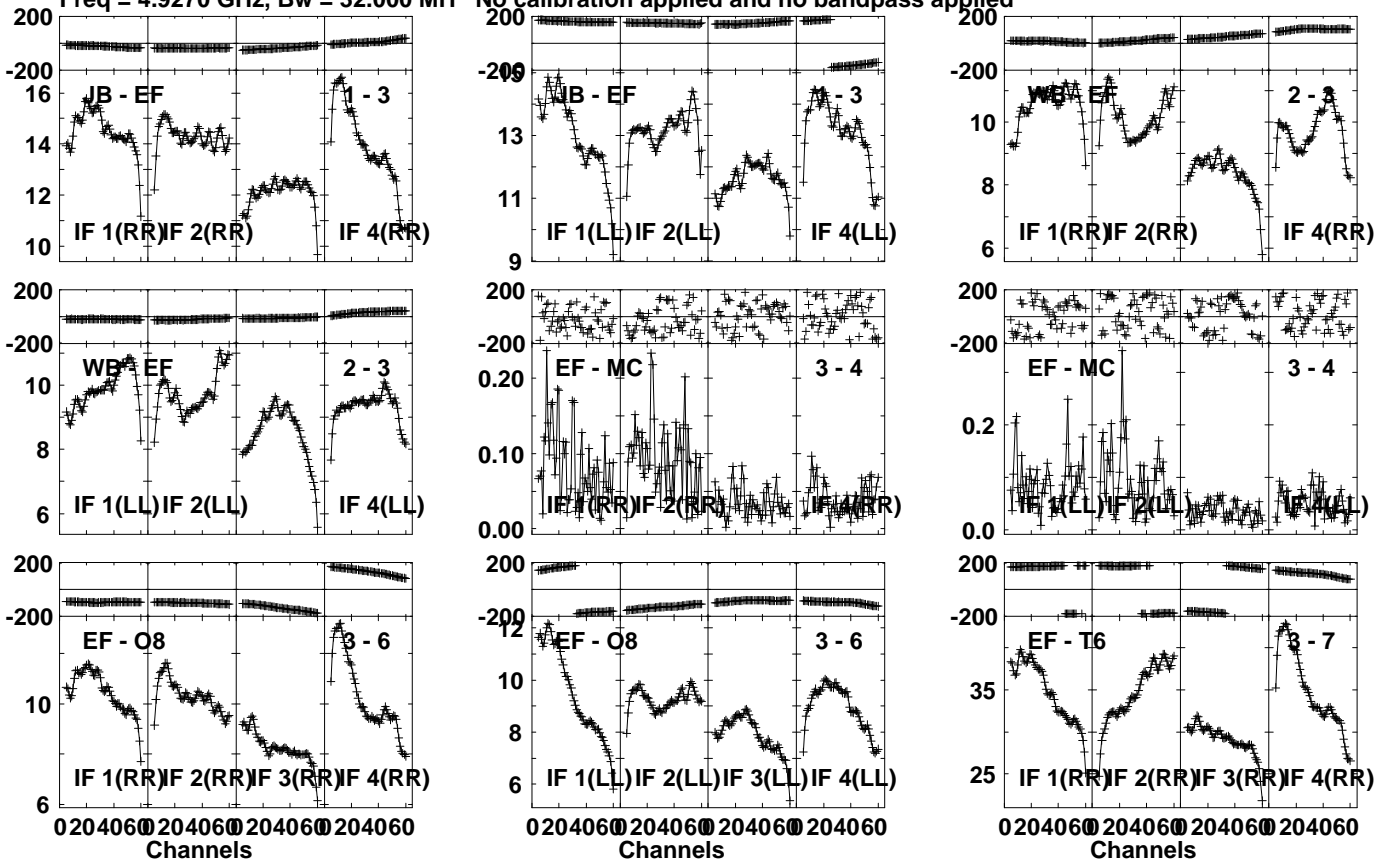
Lower frame: Micro Ampl Jy Top frame: Phas deg
Vector averaged cross-power spectrum Several baselines displayed
Timerange: 00/16:17:30 to 00/16:21:59

Plot file version 580 created 13-FEB-2023 17:07:19

J0958+65 EW029D 1.UVDATA.1

Freq = 4.9270 GHz, Bw = 32.000 MH

No calibration applied and no bandpass applied



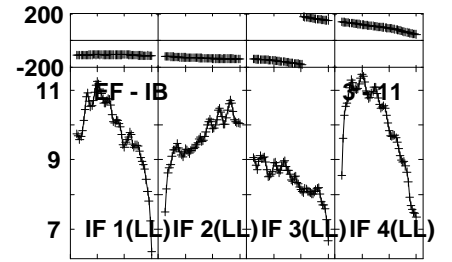
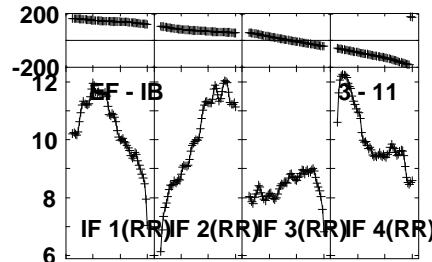
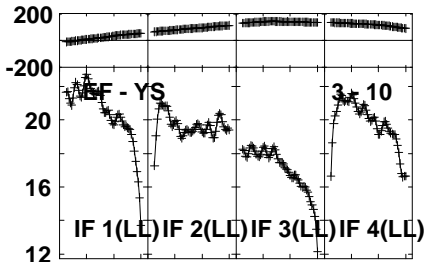
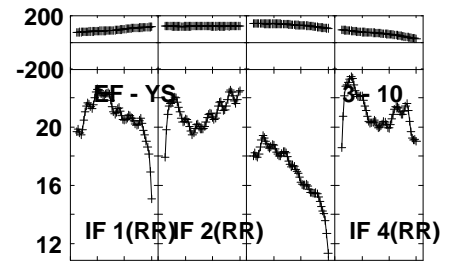
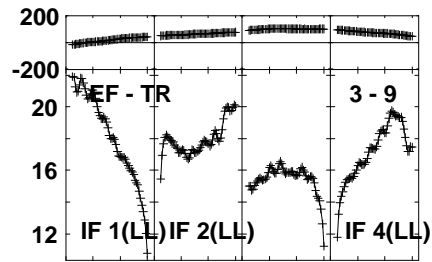
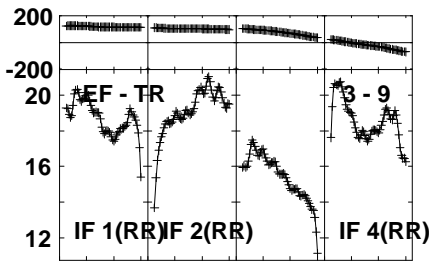
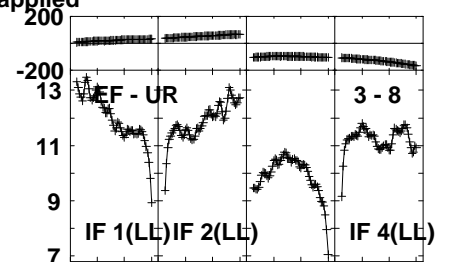
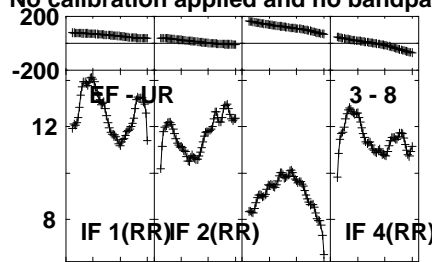
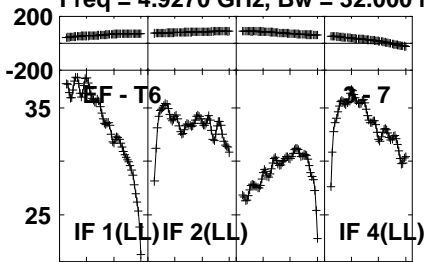
Lower frame: Milli Ampl Jy Top frame: Phas deg
 Vector averaged cross-power spectrum Several baselines displayed
 Timerange: 00/16:22:01 to 00/16:24:29

Plot file version 581 created 13-FEB-2023 17:07:19

J0958+65 EW029D 1.UVDATA.1

Freq = 4.9270 GHz, Bw = 32.000 MH

No calibration applied and no bandpass applied



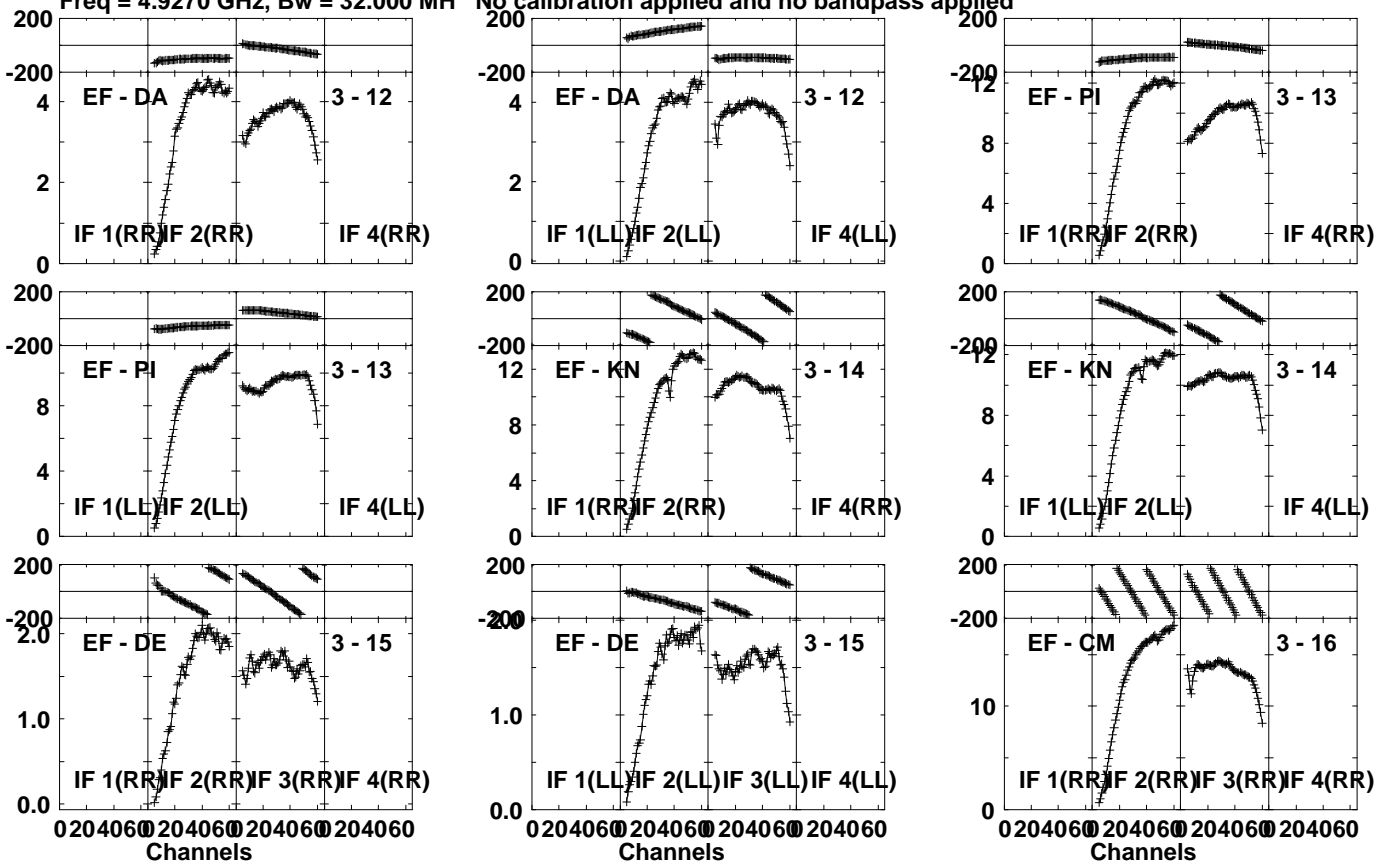
Lower frame: Milli Ampl Jy Top frame: Phas deg
Vector averaged cross-power spectrum Several baselines displayed
Timerange: 00/16:22:01 to 00/16:24:29

Plot file version 582 created 13-FEB-2023 17:07:19

J0958+65 EW029D 1.UVDATA.1

Freq = 4.9270 GHz, Bw = 32.000 MH

No calibration applied and no bandpass applied

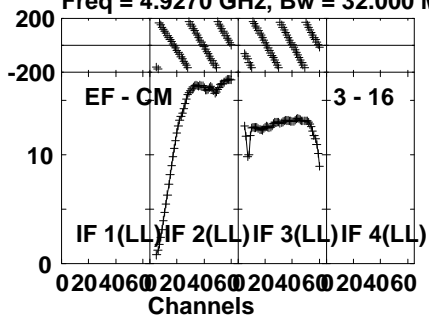


Lower frame: Milli Ampl Jy Top frame: Phas deg
Vector averaged cross-power spectrum Several baselines displayed
Timerange: 00/16:22:01 to 00/16:24:29

Plot file version 583 created 13-FEB-2023 17:07:19

J0958+65 EW029D 1.UVDATA.1

Freq = 4.9270 GHz, Bw = 32.000 MH No calibration applied and no bandpass applied

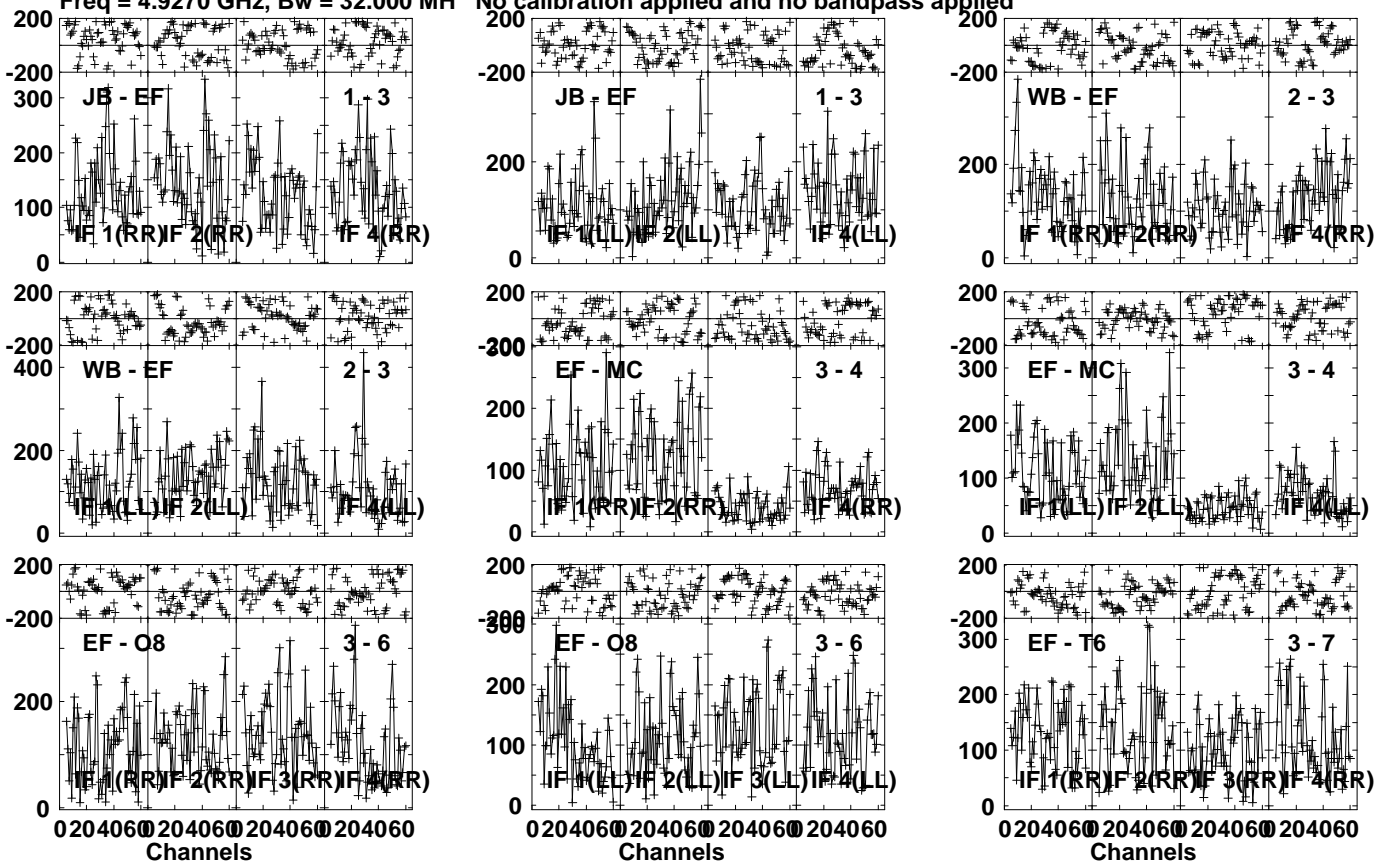


Lower frame: Milli Ampl Jy Top frame: Phas deg
Vector averaged cross-power spectrum Several baselines displayed
Timerange: 00/16:22:01 to 00/16:24:29

Plot file version 584 created 13-FEB-2023 17:07:19

EW02900 EW029D 1.UVDATA.1

Freq = 4.9270 GHz, Bw = 32.000 MH No calibration applied and no bandpass applied

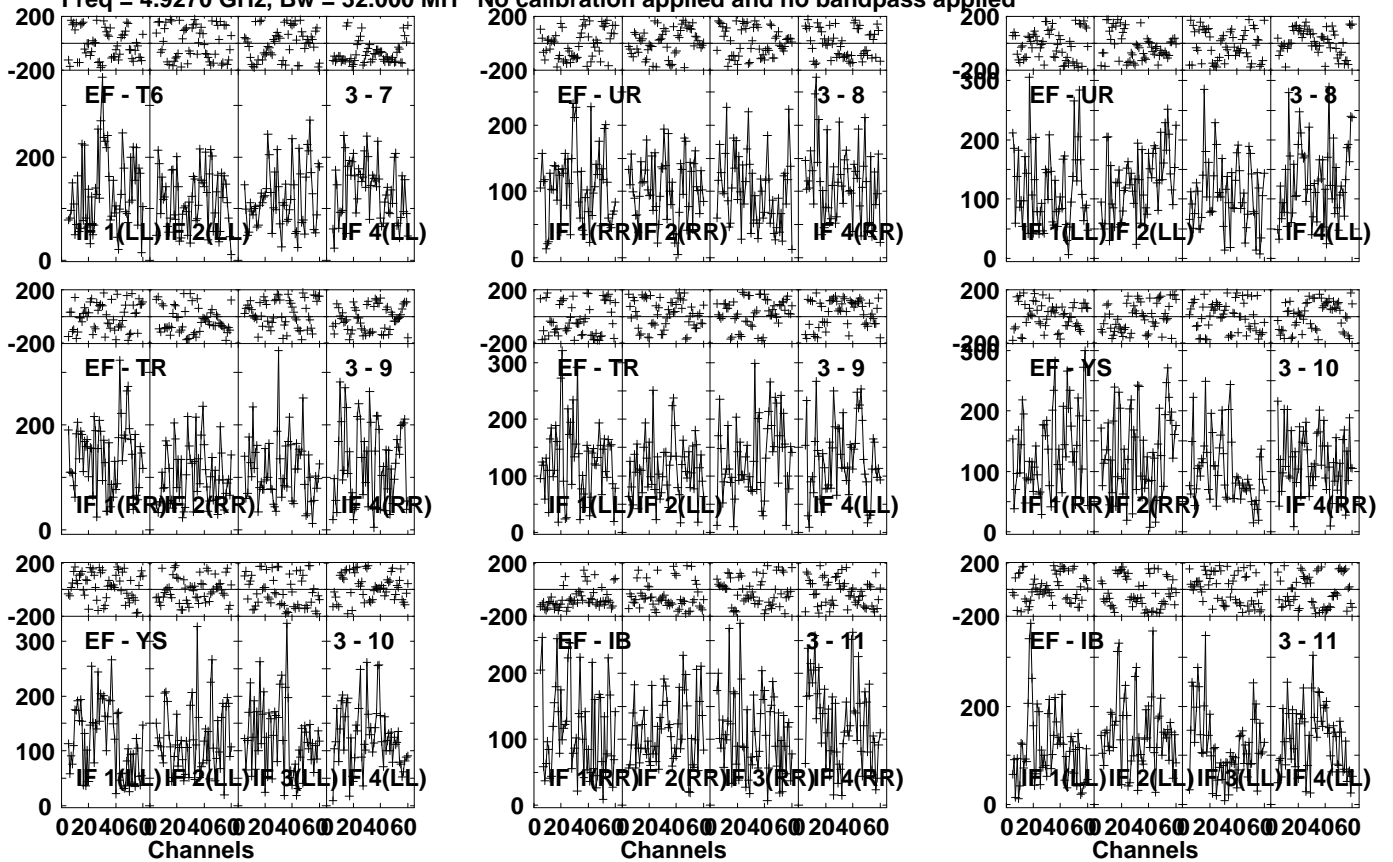


Lower frame: Micro Ampl Jy Top frame: Phas deg
Vector averaged cross-power spectrum Several baselines displayed
Timerange: 00/16:24:30 to 00/16:28:59

Plot file version 585 created 13-FEB-2023 17:07:19

EW02900 EW029D 1.UVDATA.1

Freq = 4.9270 GHz, Bw = 32.000 MH No calibration applied and no bandpass applied



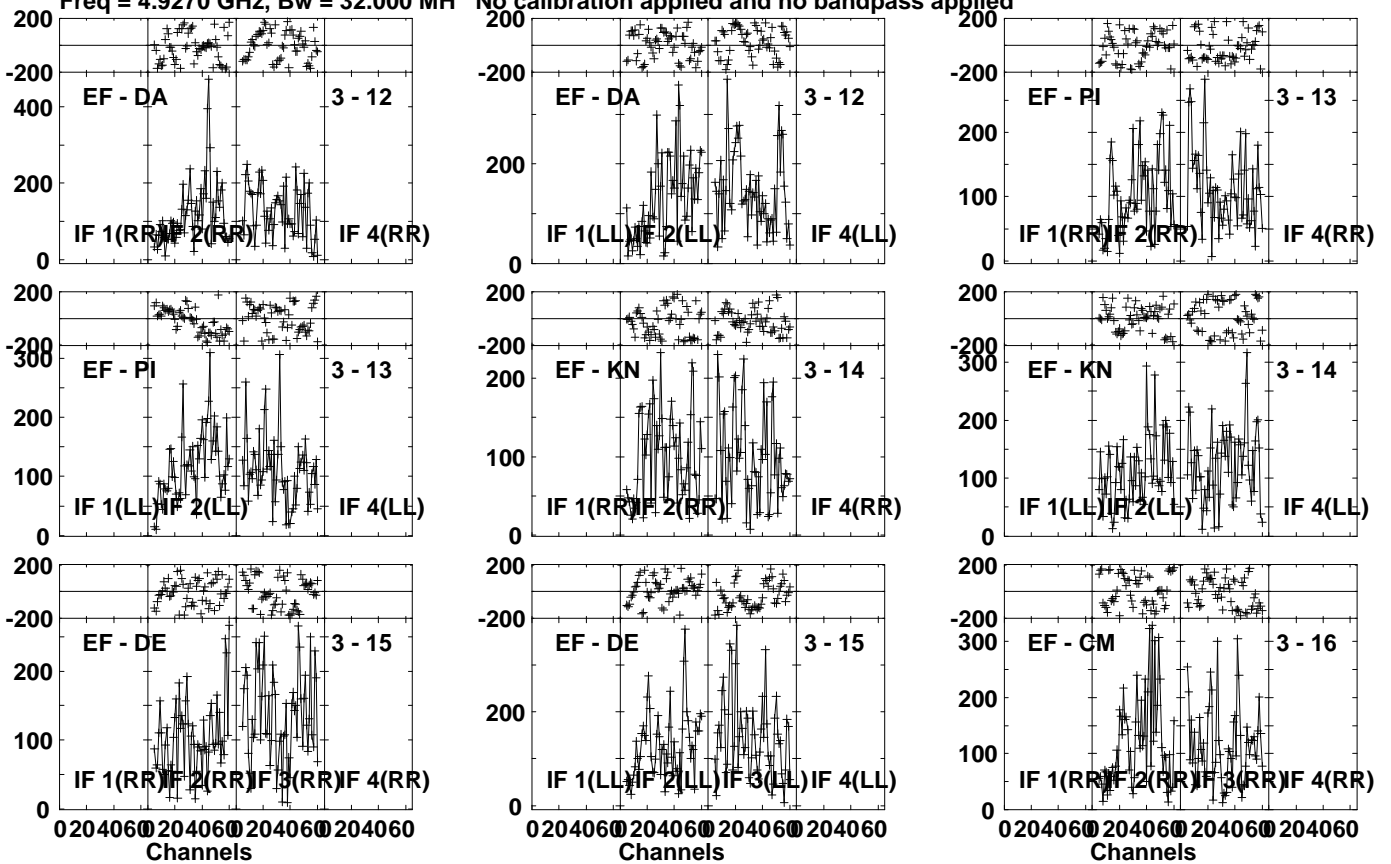
Lower frame: Micro Ampl Jy Top frame: Phas deg
Vector averaged cross-power spectrum Several baselines displayed
Timerange: 00/16:24:30 to 00/16:28:59

Plot file version 586 created 13-FEB-2023 17:07:20

EW02900 EW029D 1.UVDATA.1

Freq = 4.9270 GHz, Bw = 32.000 MH

No calibration applied and no bandpass applied

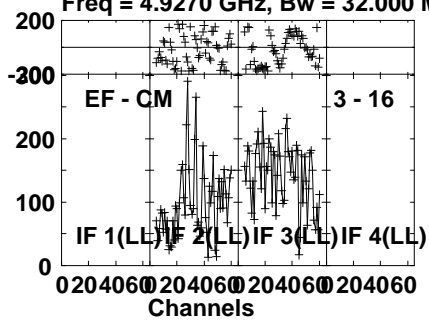


Lower frame: Micro Ampl Jy Top frame: Phas deg
Vector averaged cross-power spectrum Several baselines displayed
Timerange: 00/16:24:30 to 00/16:28:59

Plot file version 587 created 13-FEB-2023 17:07:20

EW02900 EW029D 1.UVDATA.1

Freq = 4.9270 GHz, Bw = 32.000 MH No calibration applied and no bandpass applied



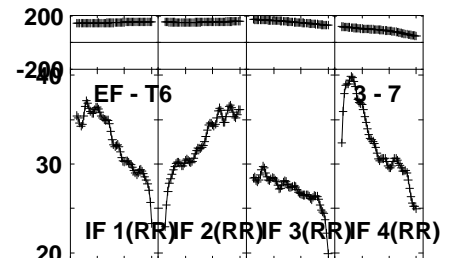
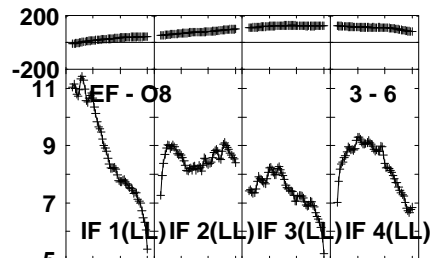
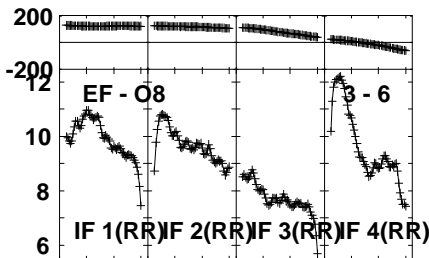
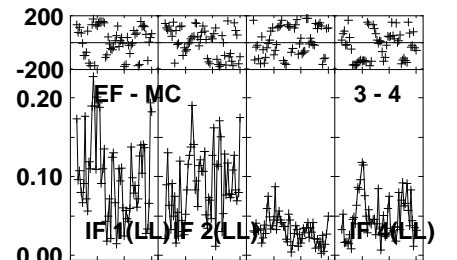
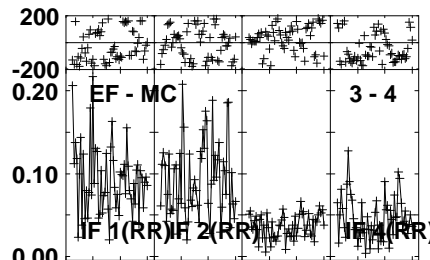
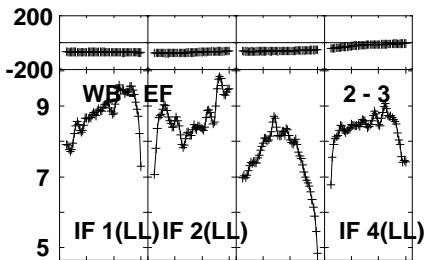
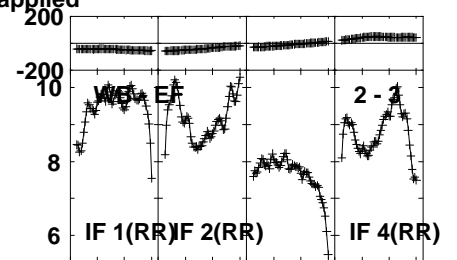
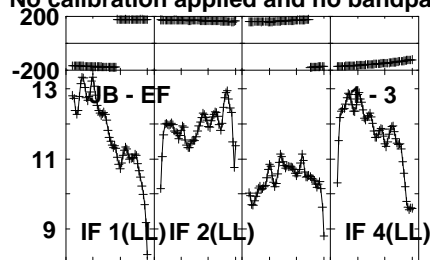
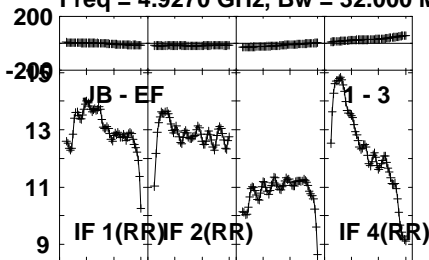
Lower frame: Micro Ampl Jy Top frame: Phas deg
Vector averaged cross-power spectrum Several baselines displayed
Timerange: 00/16:24:30 to 00/16:28:59

Plot file version 588 created 13-FEB-2023 17:07:20

J0958+65 EW029D 1.UVDATA.1

Freq = 4.9270 GHz, Bw = 32.000 MH

No calibration applied and no bandpass applied



020406@20406@20406@20406@
Channels

020406@20406@20406@20406@
Channels

020406@20406@20406@20406@
Channels

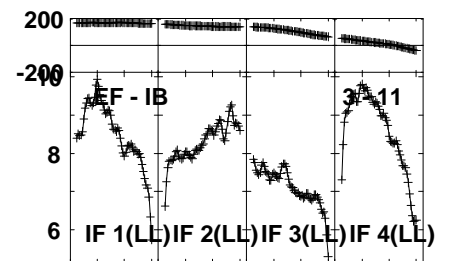
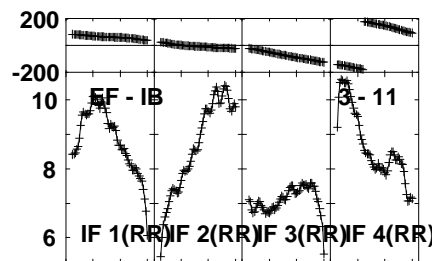
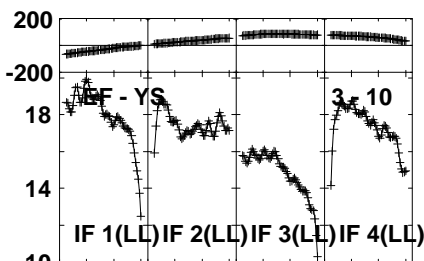
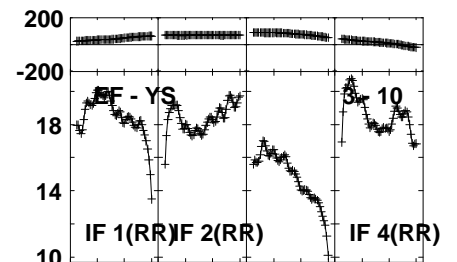
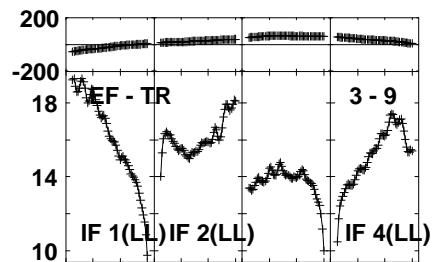
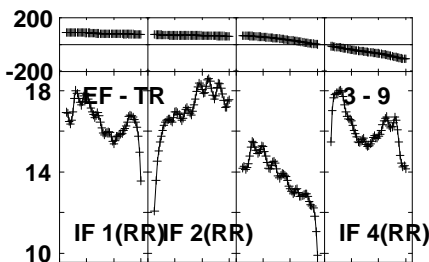
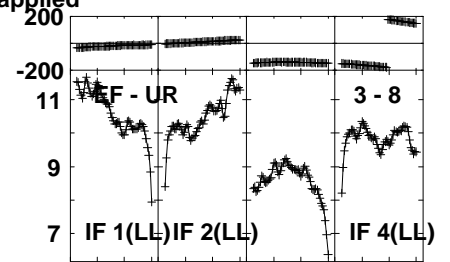
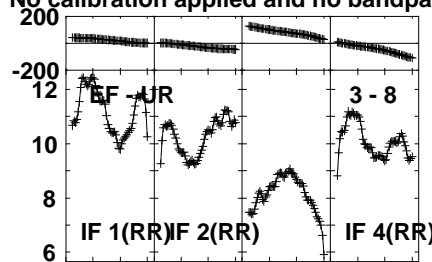
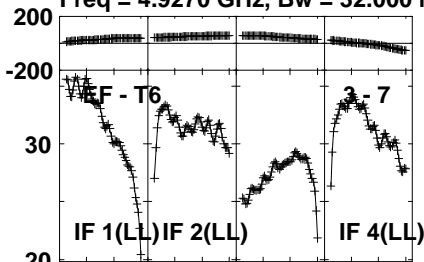
Lower frame: Milli Ampl Jy Top frame: Phas deg
Vector averaged cross-power spectrum Several baselines displayed
Timerange: 00/16:29:50 to 00/16:31:29

Plot file version 589 created 13-FEB-2023 17:07:20

J0958+65 EW029D 1.UVDATA.1

Freq = 4.9270 GHz, Bw = 32.000 MH

No calibration applied and no bandpass applied



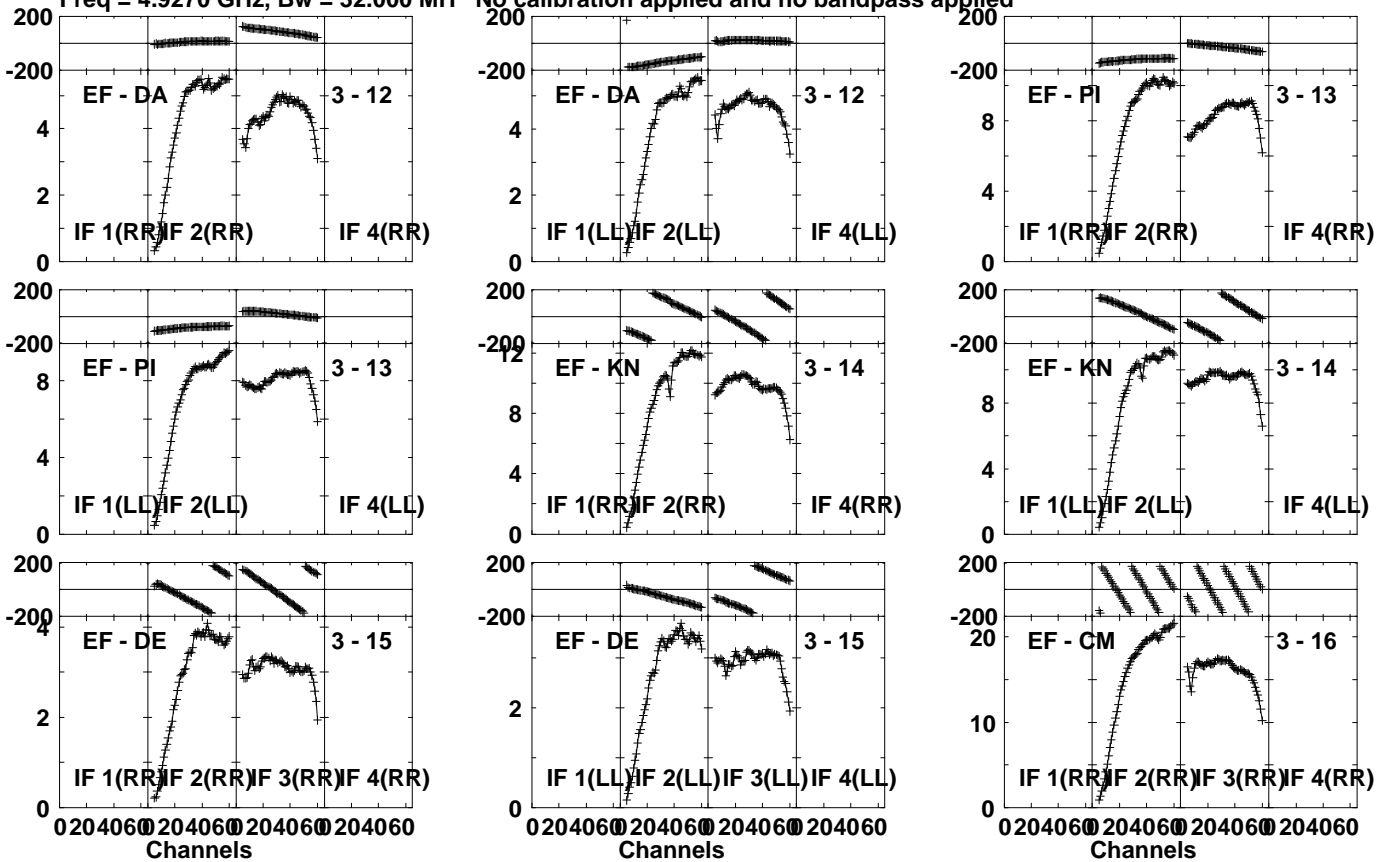
Lower frame: Milli Ampl Jy Top frame: Phas deg
Vector averaged cross-power spectrum Several baselines displayed
Timerange: 00:16:29:50 to 00:16:31:29

Plot file version 590 created 13-FEB-2023 17:07:20

J0958+65 EW029D 1.UVDATA.1

Freq = 4.9270 GHz, Bw = 32.000 MH

No calibration applied and no bandpass applied

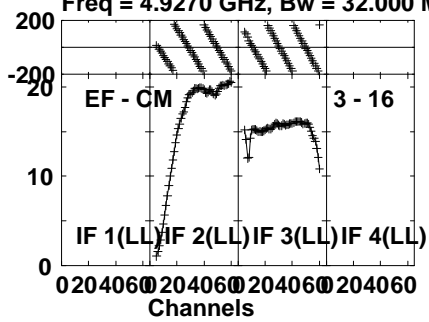


Lower frame: Milli Ampl Jy Top frame: Phas deg
Vector averaged cross-power spectrum Several baselines displayed
Timerange: 00/16:29:50 to 00/16:31:29

Plot file version 591 created 13-FEB-2023 17:07:20

J0958+65 EW029D 1.UVDATA.1

Freq = 4.9270 GHz, Bw = 32.000 MH No calibration applied and no bandpass applied



Lower frame: Milli Ampl Jy Top frame: Phas deg

Vector averaged cross-power spectrum Several baselines displayed

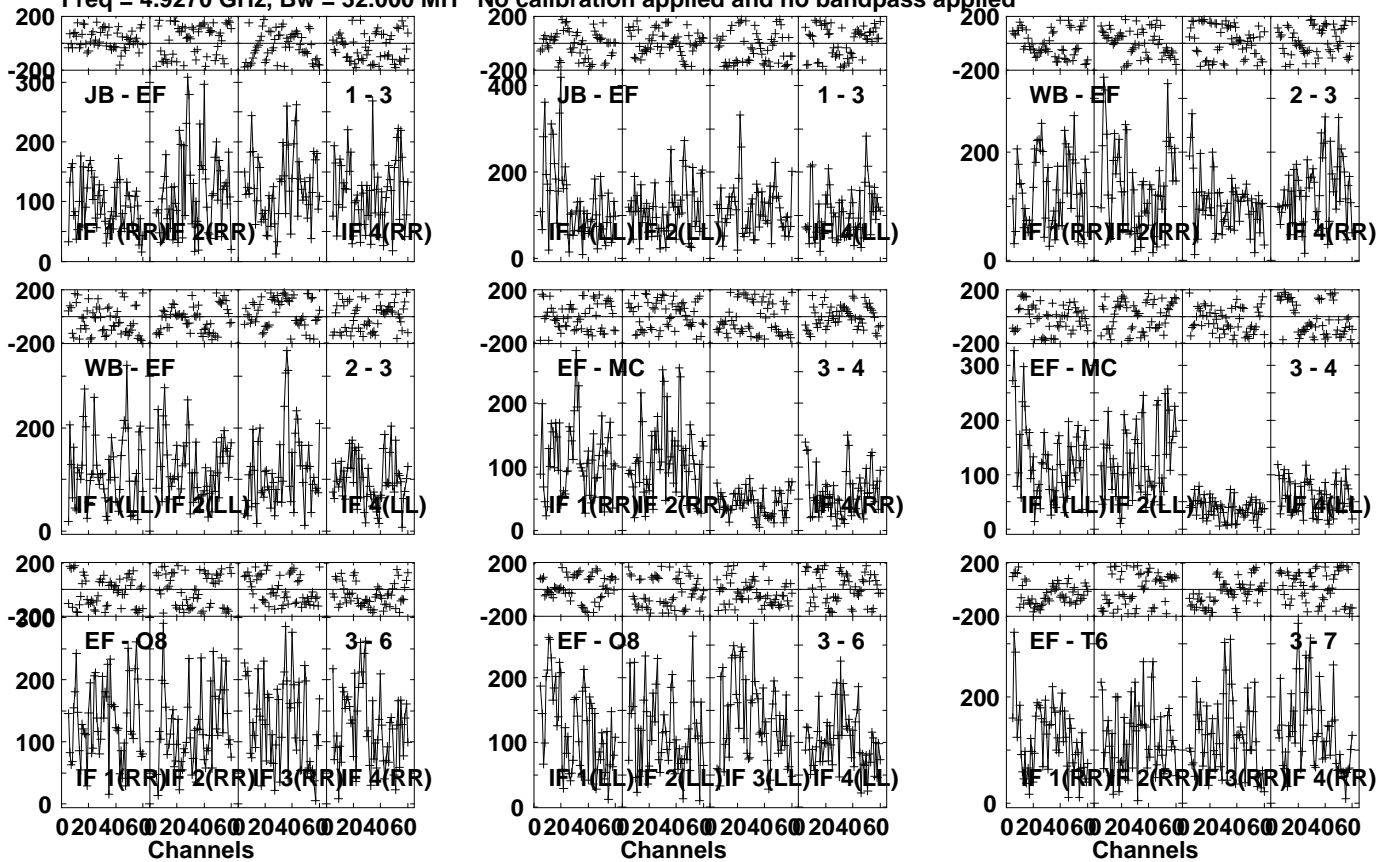
Timerange: 00/16:29:50 to 00/16:31:29

Plot file version 592 created 13-FEB-2023 17:07:20

EW02900 EW029D 1.UVDATA.1

Freq = 4.9270 GHz, Bw = 32.000 MH

No calibration applied and no bandpass applied

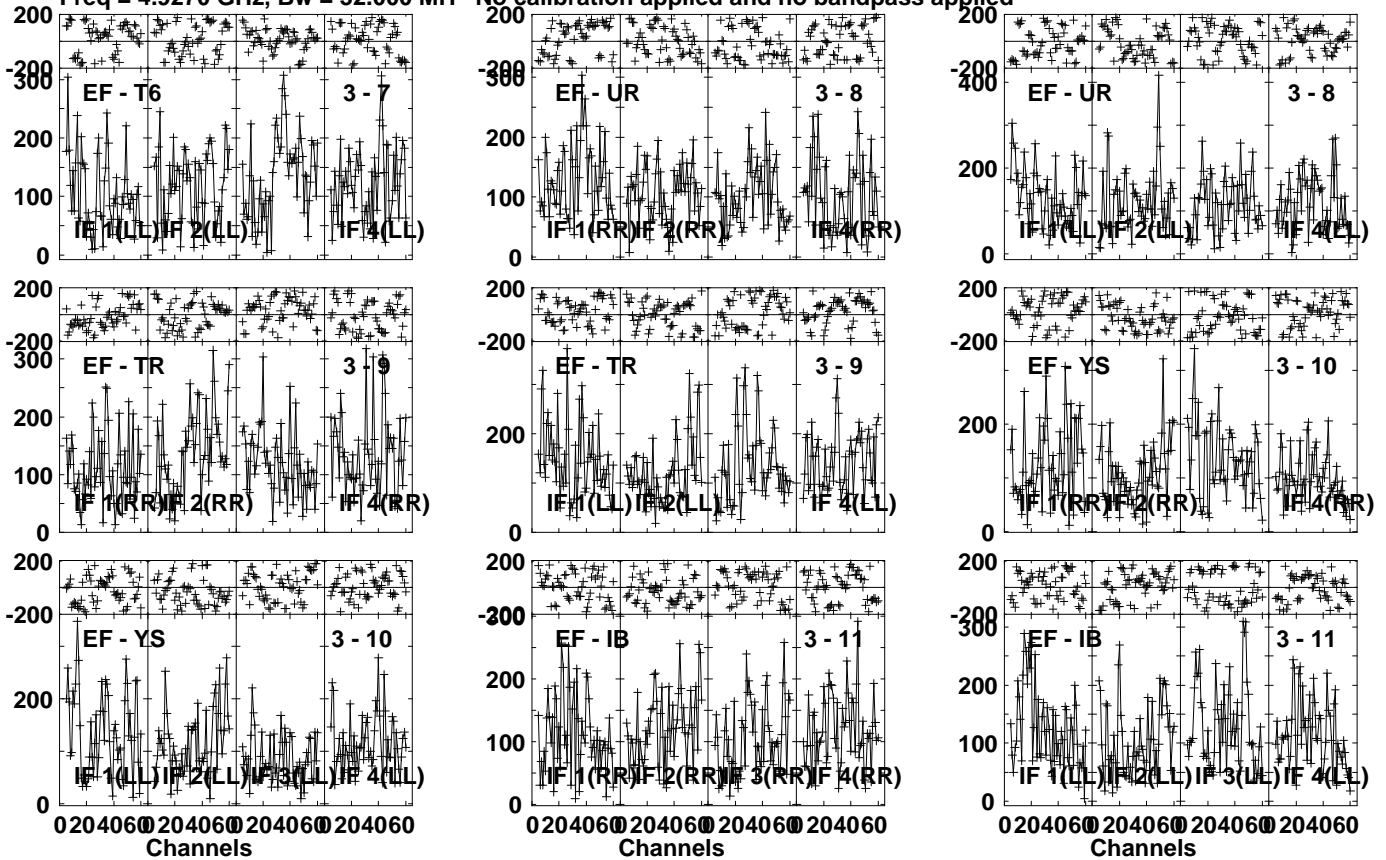


Lower frame: Micro Ampl Jy Top frame: Phas deg
Vector averaged cross-power spectrum Several baselines displayed
Timerange: 00/16:31:30 to 00/16:36:00

Plot file version 593 created 13-FEB-2023 17:07:20

EW02900 EW029D 1.UVDATA.1

Freq = 4.9270 GHz, Bw = 32.000 MH No calibration applied and no bandpass applied



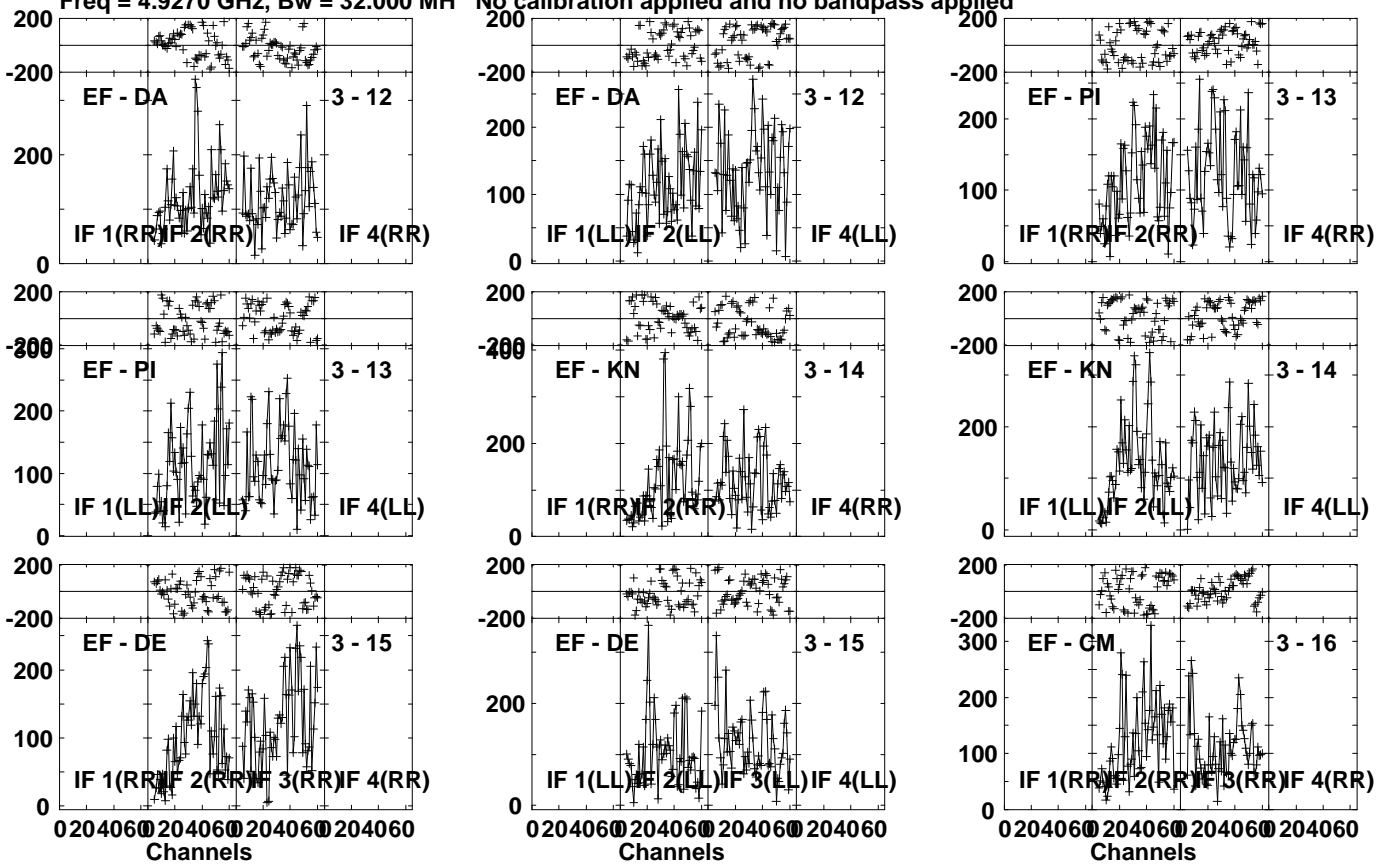
Lower frame: Micro Ampl Jy Top frame: Phas deg
Vector averaged cross-power spectrum Several baselines displayed
Timerange: 00:16:31:30 to 00:16:36:00

Plot file version 594 created 13-FEB-2023 17:07:21

EW02900 EW029D 1.UVDATA.1

Freq = 4.9270 GHz, Bw = 32.000 MH

No calibration applied and no bandpass applied

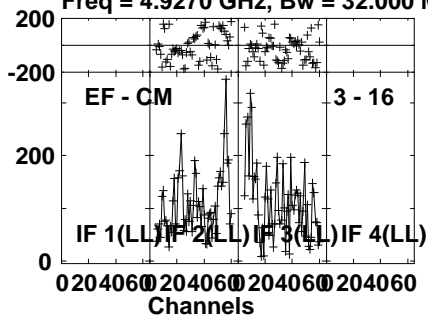


Lower frame: Micro Ampl Jy Top frame: Phas deg
Vector averaged cross-power spectrum Several baselines displayed
Timerange: 00/16:31:30 to 00/16:36:00

Plot file version 595 created 13-FEB-2023 17:07:21

EW02900 EW029D 1.UVDATA.1

Freq = 4.9270 GHz, Bw = 32.000 MH No calibration applied and no bandpass applied



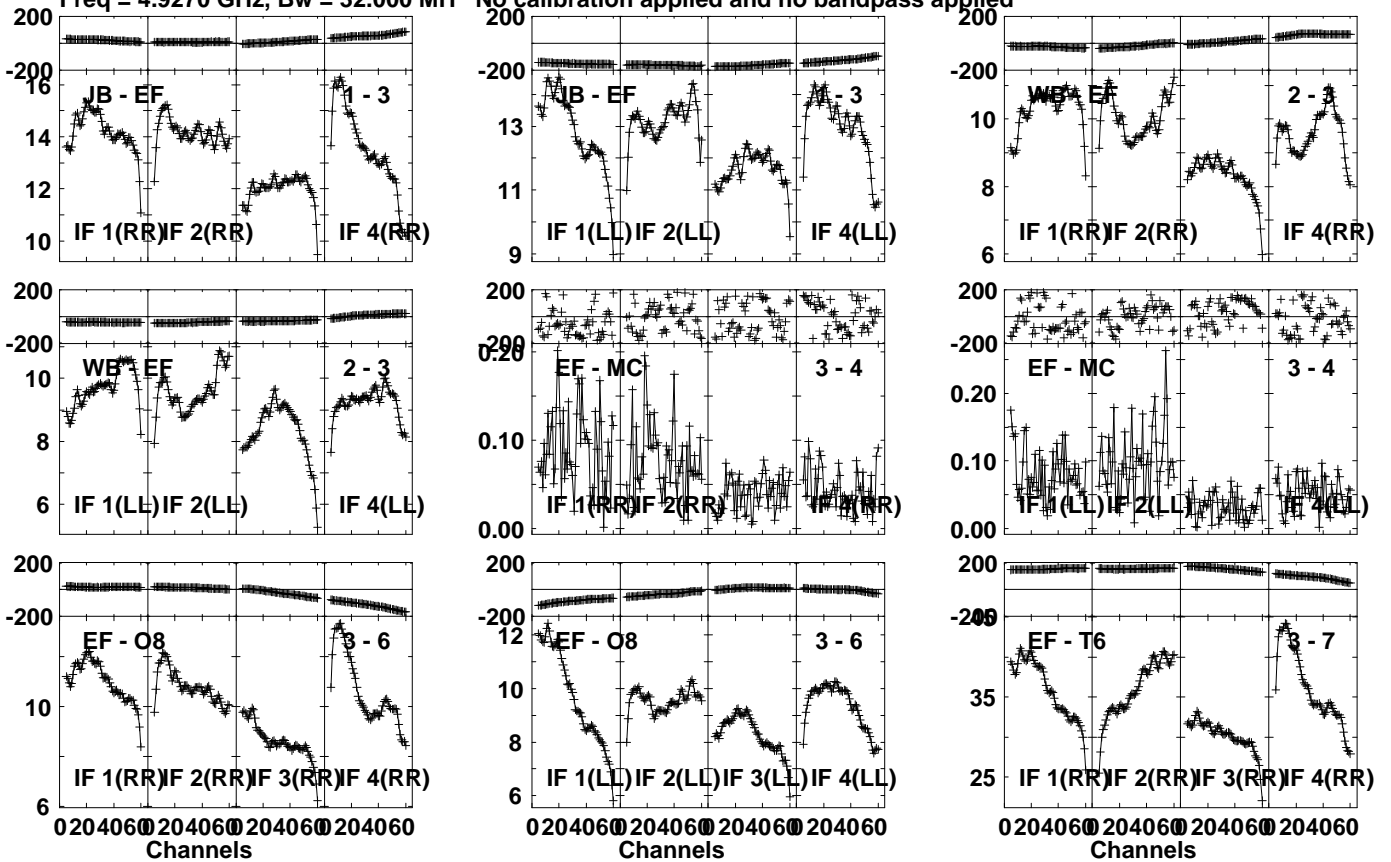
Lower frame: Micro Ampl Jy Top frame: Phas deg
Vector averaged cross-power spectrum Several baselines displayed
Timerange: 00/16:31:30 to 00/16:36:00

Plot file version 596 created 13-FEB-2023 17:07:21

J0958+65 EW029D 1.UVDATA.1

Freq = 4.9270 GHz, Bw = 32.000 MH

No calibration applied and no bandpass applied



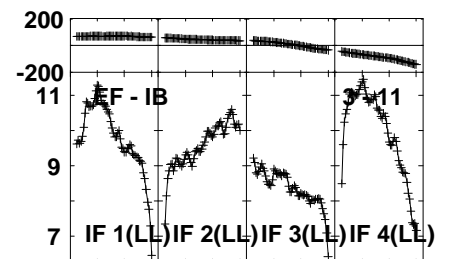
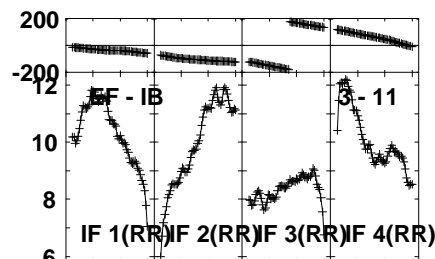
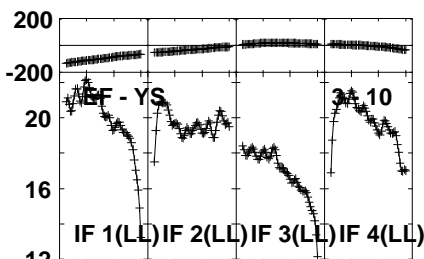
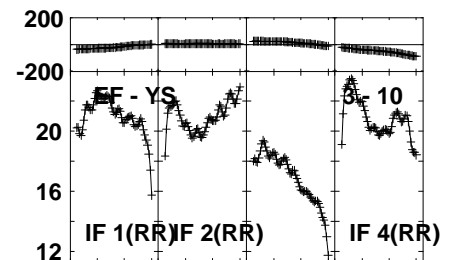
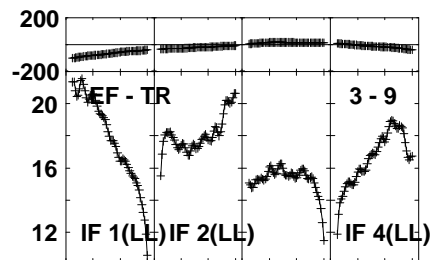
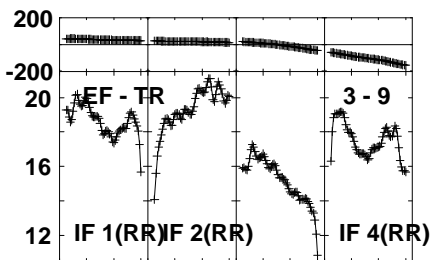
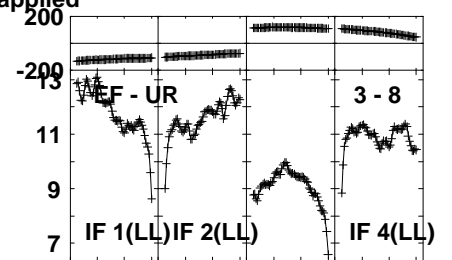
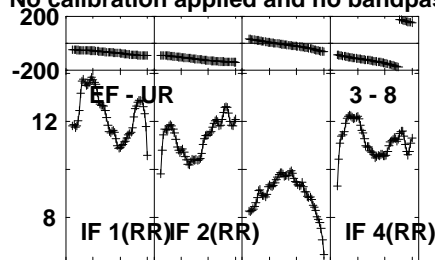
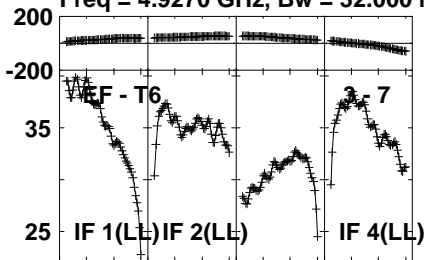
Lower frame: Milli Ampl Jy Top frame: Phas deg
Vector averaged cross-power spectrum Several baselines displayed
Timerange: 00/16:36:50 to 00/16:38:29

Plot file version 597 created 13-FEB-2023 17:07:21

J0958+65 EW029D 1.UVDATA.1

Freq = 4.9270 GHz, Bw = 32.000 MH

No calibration applied and no bandpass applied



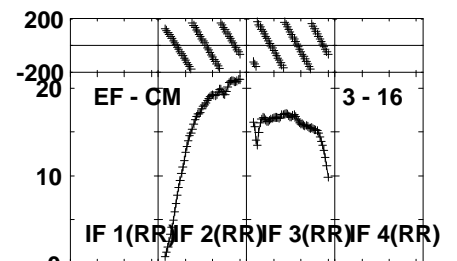
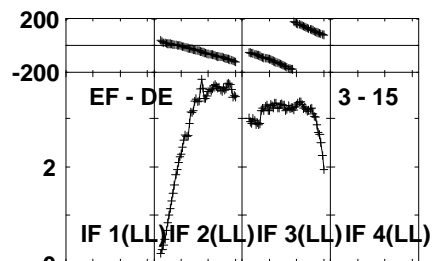
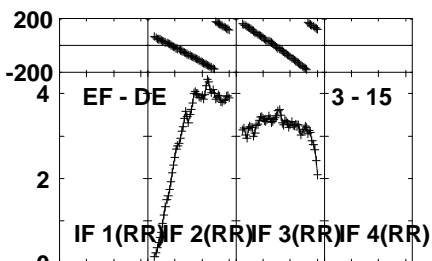
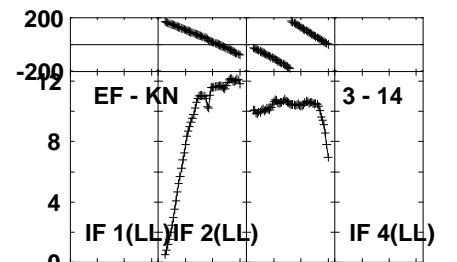
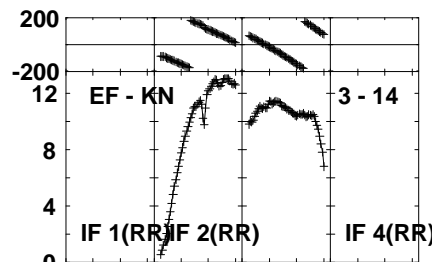
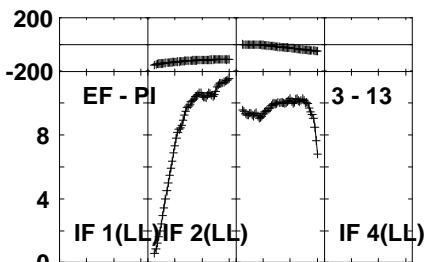
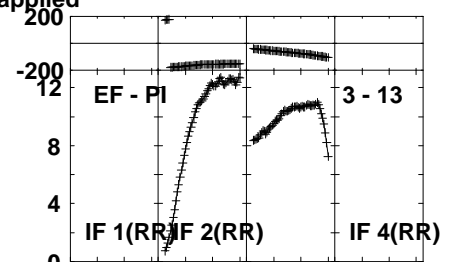
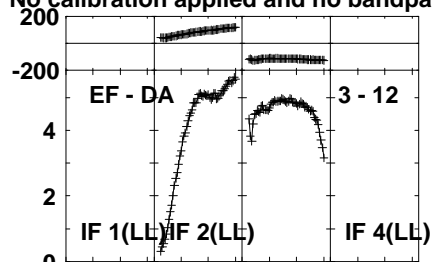
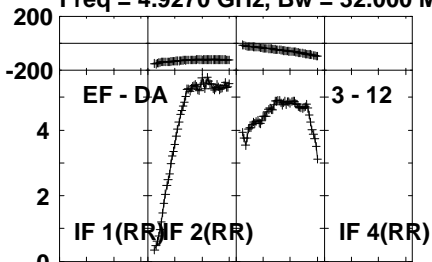
Lower frame: Milli Ampl Jy Top frame: Phas deg
Vector averaged cross-power spectrum Several baselines displayed
Timerange: 00/16:36:50 to 00/16:38:29

Plot file version 598 created 13-FEB-2023 17:07:21

J0958+65 EW029D 1.UVDATA.1

Freq = 4.9270 GHz, Bw = 32.000 MH

No calibration applied and no bandpass applied

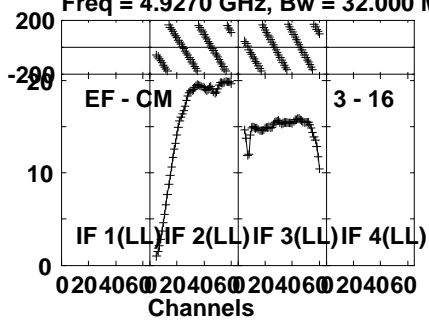


Lower frame: Milli Ampl Jy Top frame: Phas deg
Vector averaged cross-power spectrum Several baselines displayed
Timerange: 00/16:36:50 to 00/16:38:29

Plot file version 599 created 13-FEB-2023 17:07:21

J0958+65 EW029D 1.UVDATA.1

Freq = 4.9270 GHz, Bw = 32.000 MH No calibration applied and no bandpass applied



Lower frame: Milli Ampl Jy Top frame: Phas deg

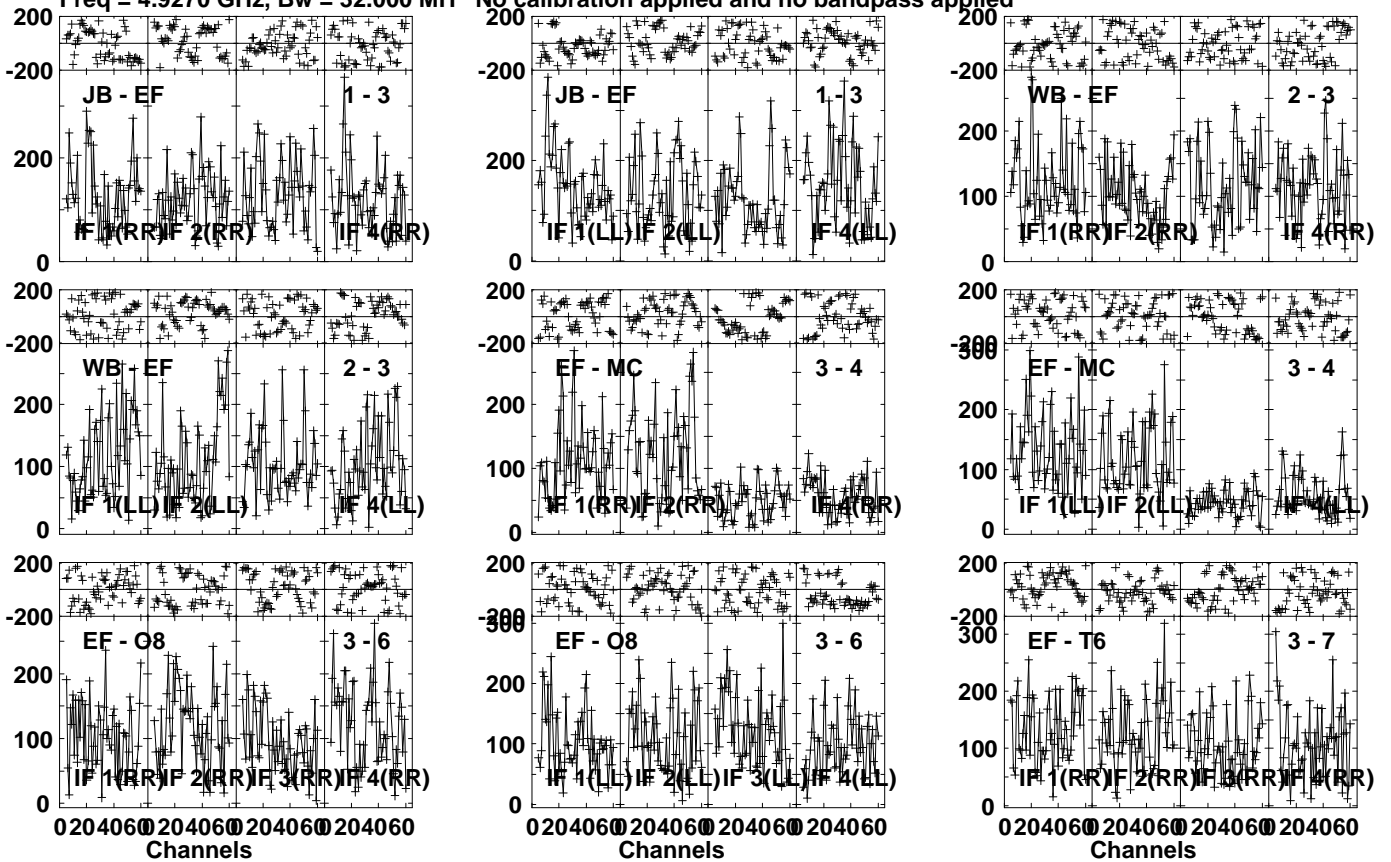
Vector averaged cross-power spectrum Several baselines displayed

Timerange: 00/16:36:50 to 00/16:38:29

Plot file version 600 created 13-FEB-2023 17:07:21

EW02900 EW029D 1.UVDATA.1

Freq = 4.9270 GHz, Bw = 32.000 MH No calibration applied and no bandpass applied



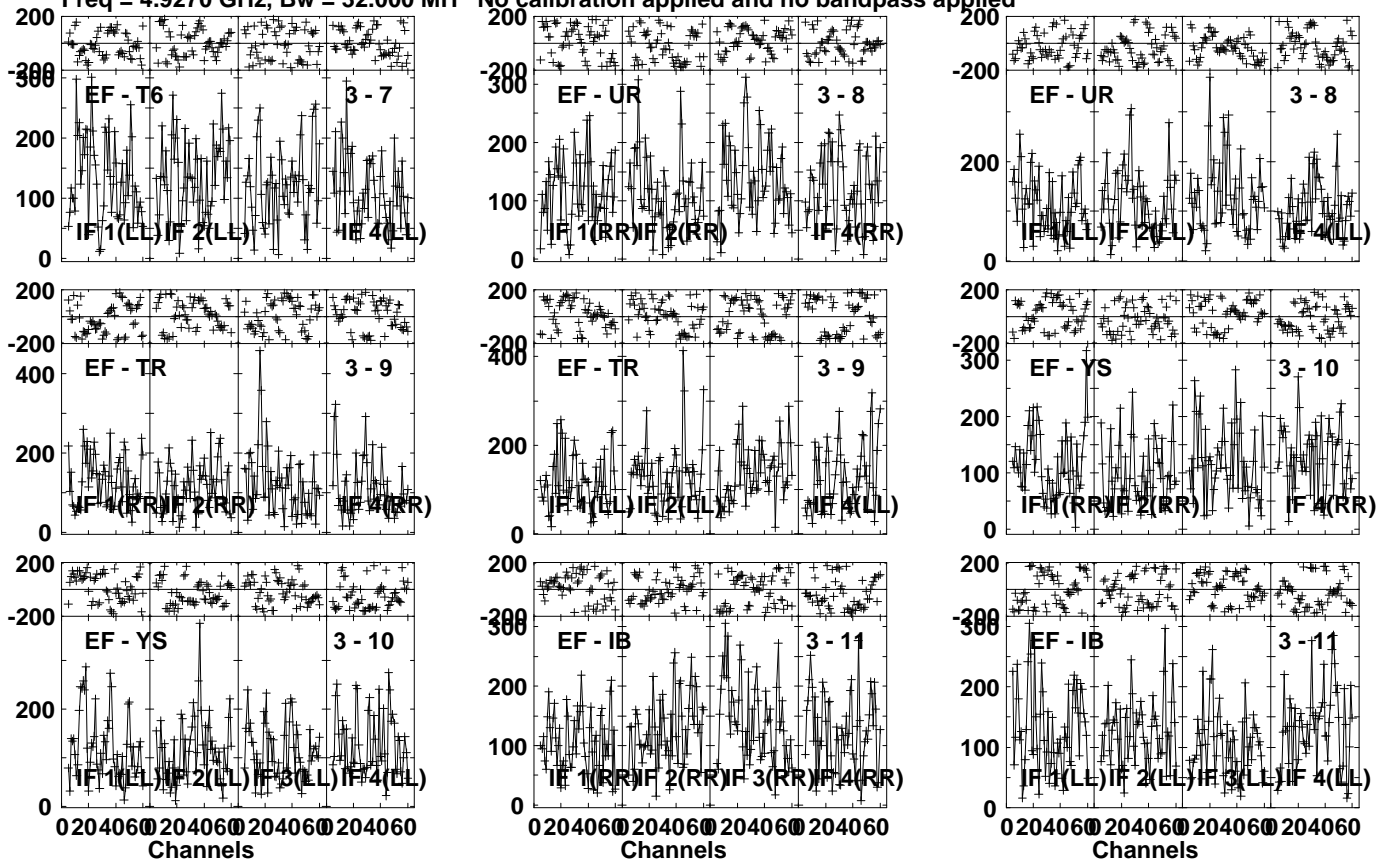
Lower frame: Micro Ampl Jy Top frame: Phas deg
Vector averaged cross-power spectrum Several baselines displayed
Timerange: 00/16:38:30 to 00/16:43:00

Plot file version 601 created 13-FEB-2023 17:07:22

EW02900 EW029D 1.UVDATA.1

Freq = 4.9270 GHz, Bw = 32.000 MH

No calibration applied and no bandpass applied



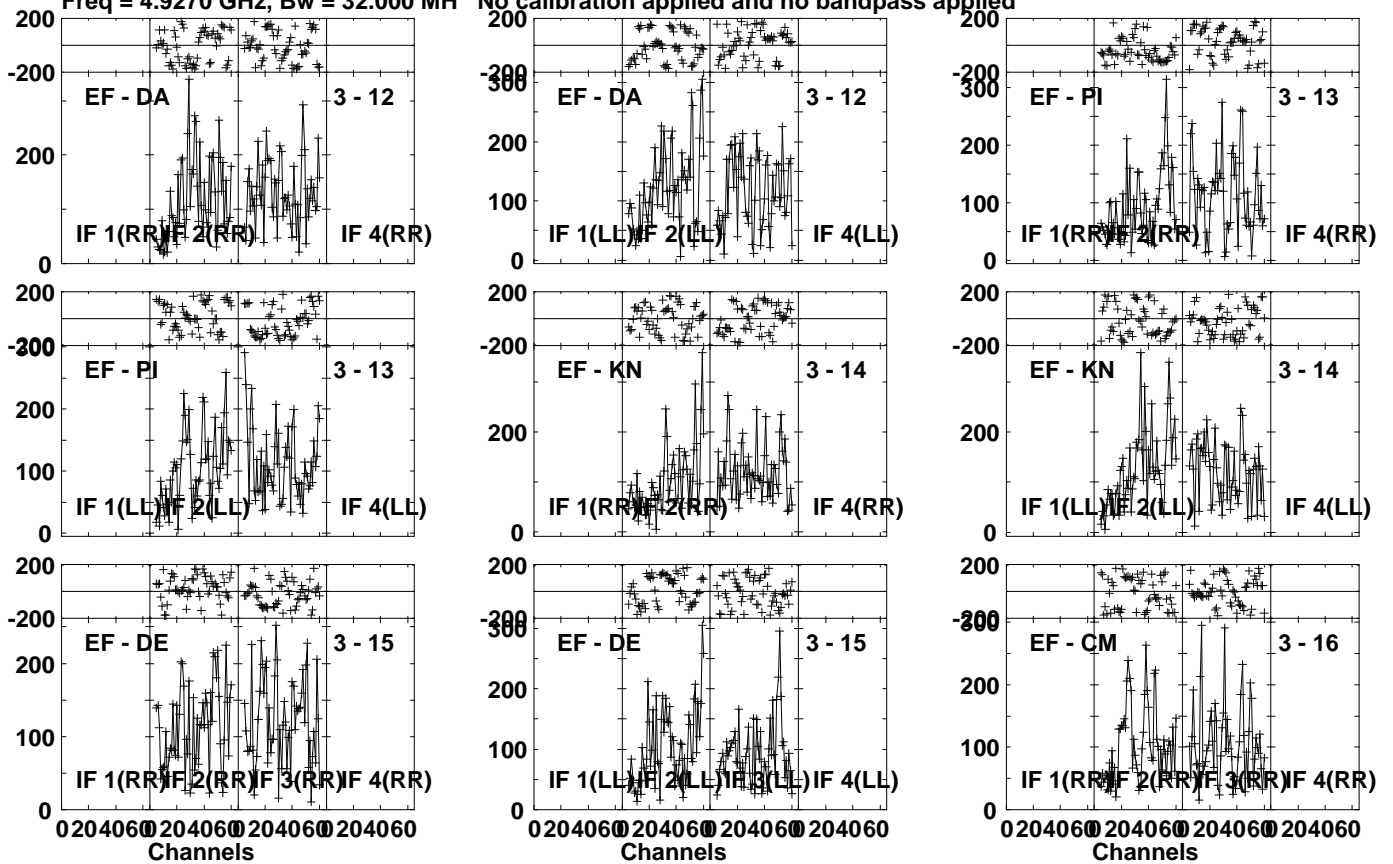
Lower frame: Micro Ampl Jy Top frame: Phas deg
Vector averaged cross-power spectrum Several baselines displayed
Timerange: 00/16:38:30 to 00/16:43:00

Plot file version 602 created 13-FEB-2023 17:07:22

EW02900 EW029D 1.UVDATA.1

Freq = 4.9270 GHz, Bw = 32.000 MH

No calibration applied and no bandpass applied

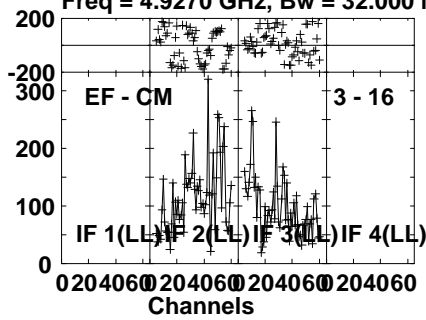


Lower frame: Micro Ampl Jy Top frame: Phas deg
Vector averaged cross-power spectrum Several baselines displayed
Timerange: 00/16:38:30 to 00/16:43:00

Plot file version 603 created 13-FEB-2023 17:07:22

EW02900 EW029D 1.UVDATA.1

Freq = 4.9270 GHz, Bw = 32.000 MH No calibration applied and no bandpass applied



Lower frame: Micro Ampl Jy Top frame: Phas deg

Vector averaged cross-power spectrum Several baselines displayed

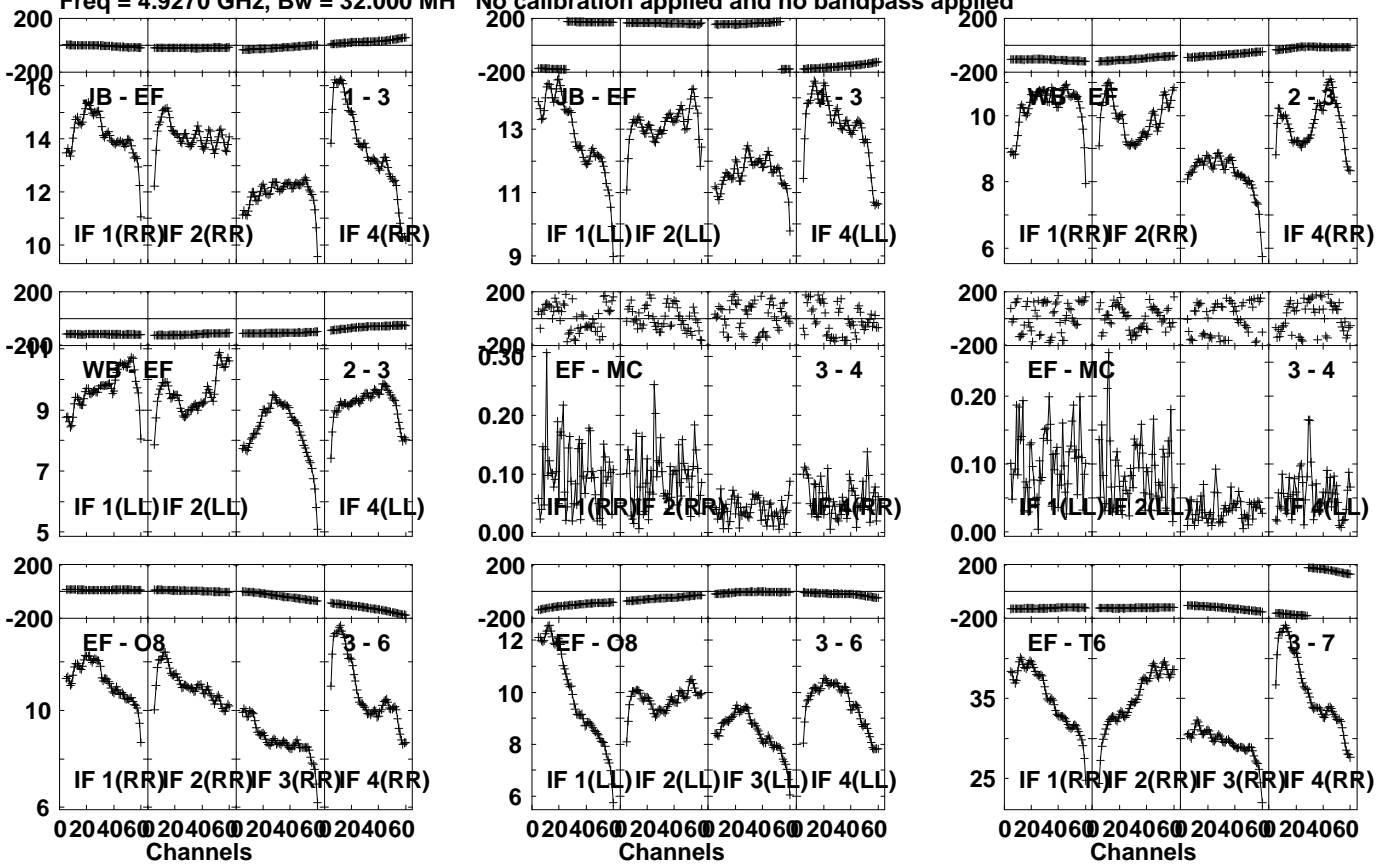
Timerange: 00/16:38:30 to 00/16:43:00

Plot file version 604 created 13-FEB-2023 17:07:22

J0958+65 EW029D 1.UVDATA.1

Freq = 4.9270 GHz, Bw = 32.000 MH

No calibration applied and no bandpass applied



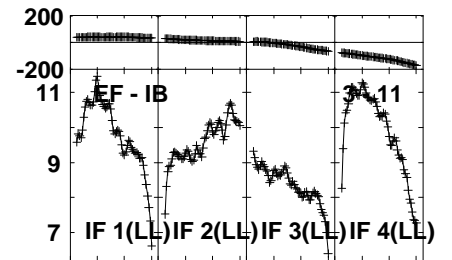
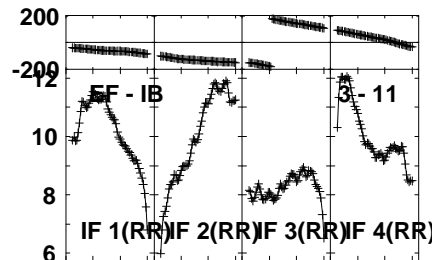
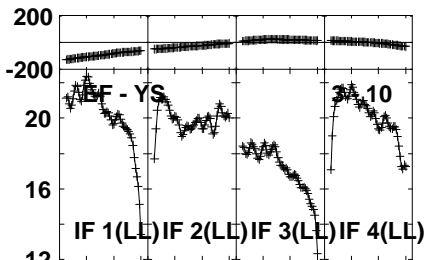
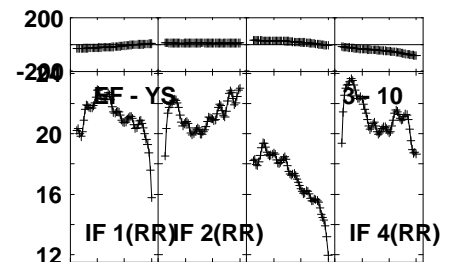
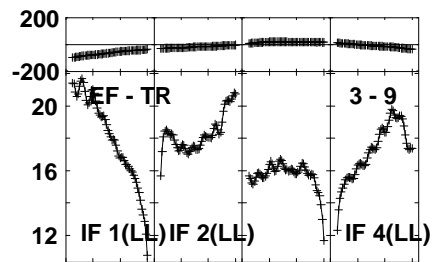
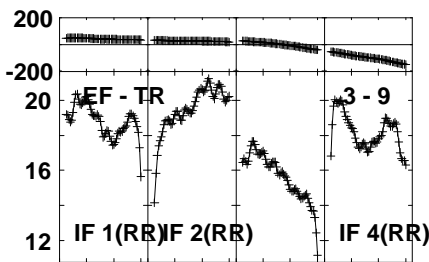
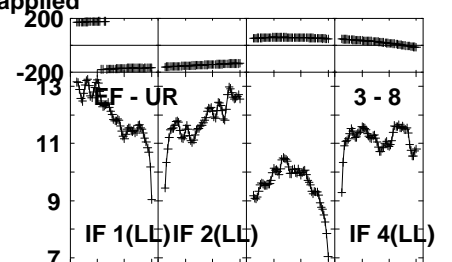
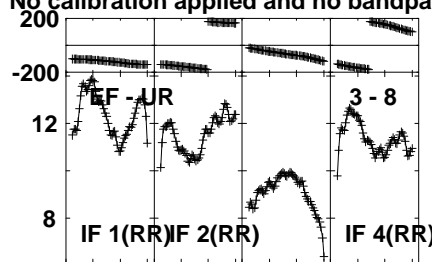
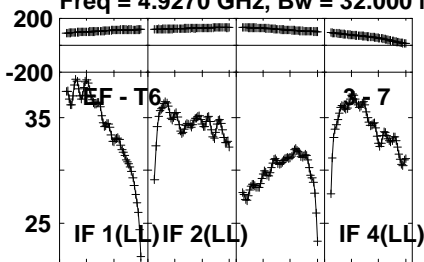
Lower frame: Milli Ampl Jy Top frame: Phas deg
Vector averaged cross-power spectrum Several baselines displayed
Timerange: 00/16:43:00 to 00/16:45:29

Plot file version 605 created 13-FEB-2023 17:07:22

J0958+65 EW029D 1.UVDATA.1

Freq = 4.9270 GHz, Bw = 32.000 MH

No calibration applied and no bandpass applied

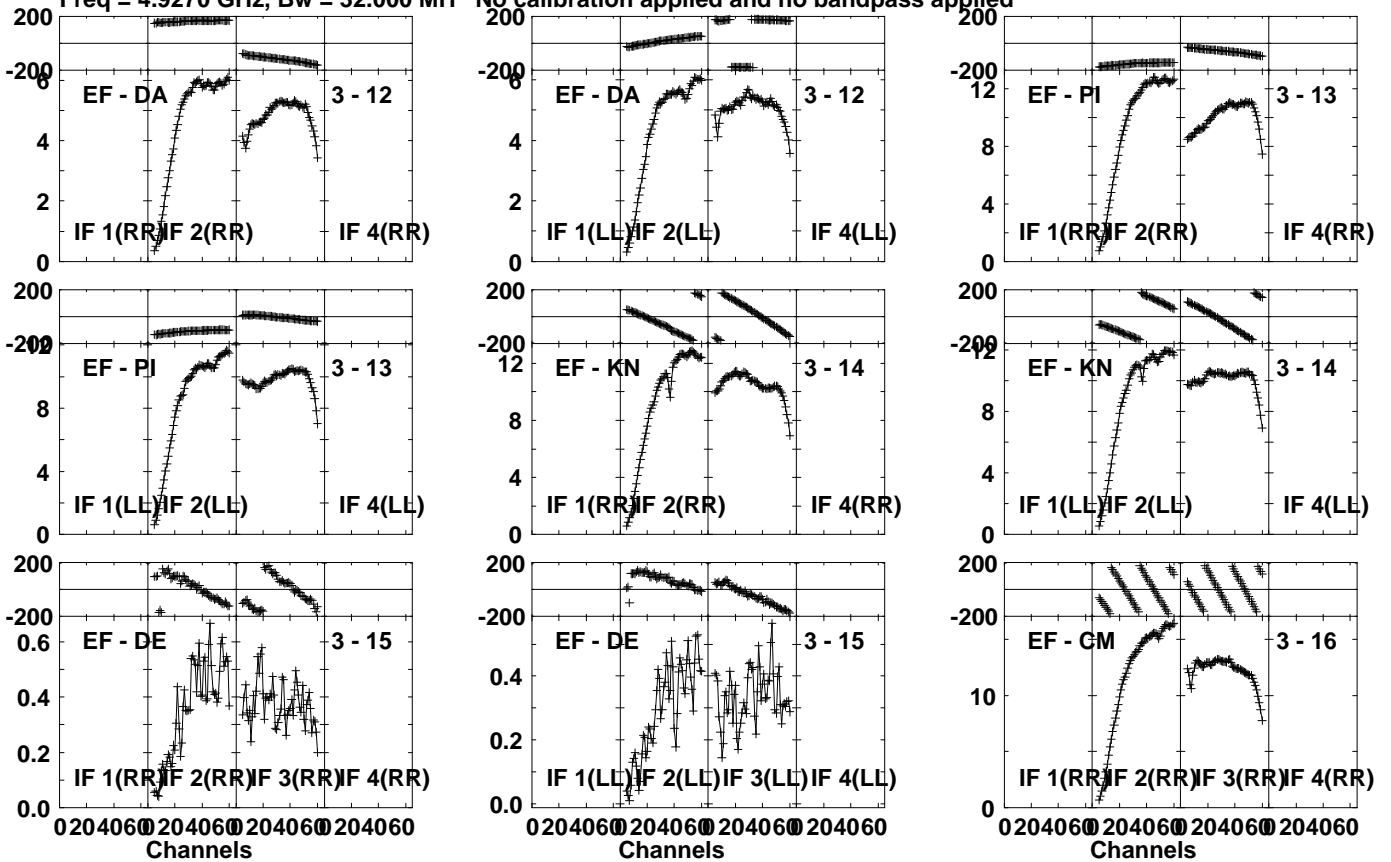


Lower frame: Milli Ampl Jy Top frame: Phas deg
Vector averaged cross-power spectrum Several baselines displayed
Timerange: 00:16:43:00 to 00:16:45:29

Plot file version 606 created 13-FEB-2023 17:07:22

J0958+65 EW029D 1.UVDATA.1

Freq = 4.9270 GHz, Bw = 32.000 MH No calibration applied and no bandpass applied

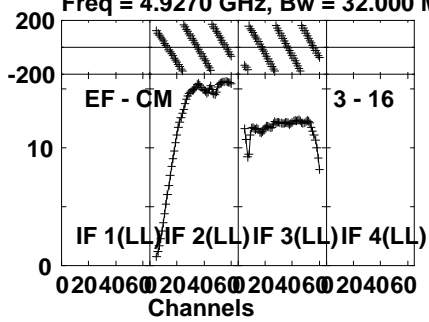


Lower frame: Milli Ampl Jy Top frame: Phas deg
Vector averaged cross-power spectrum Several baselines displayed
Timerange: 00/16:43:00 to 00/16:45:29

Plot file version 607 created 13-FEB-2023 17:07:22

J0958+65 EW029D 1.UVDATA.1

Freq = 4.9270 GHz, Bw = 32.000 MH No calibration applied and no bandpass applied



Lower frame: Milli Ampl Jy Top frame: Phas deg

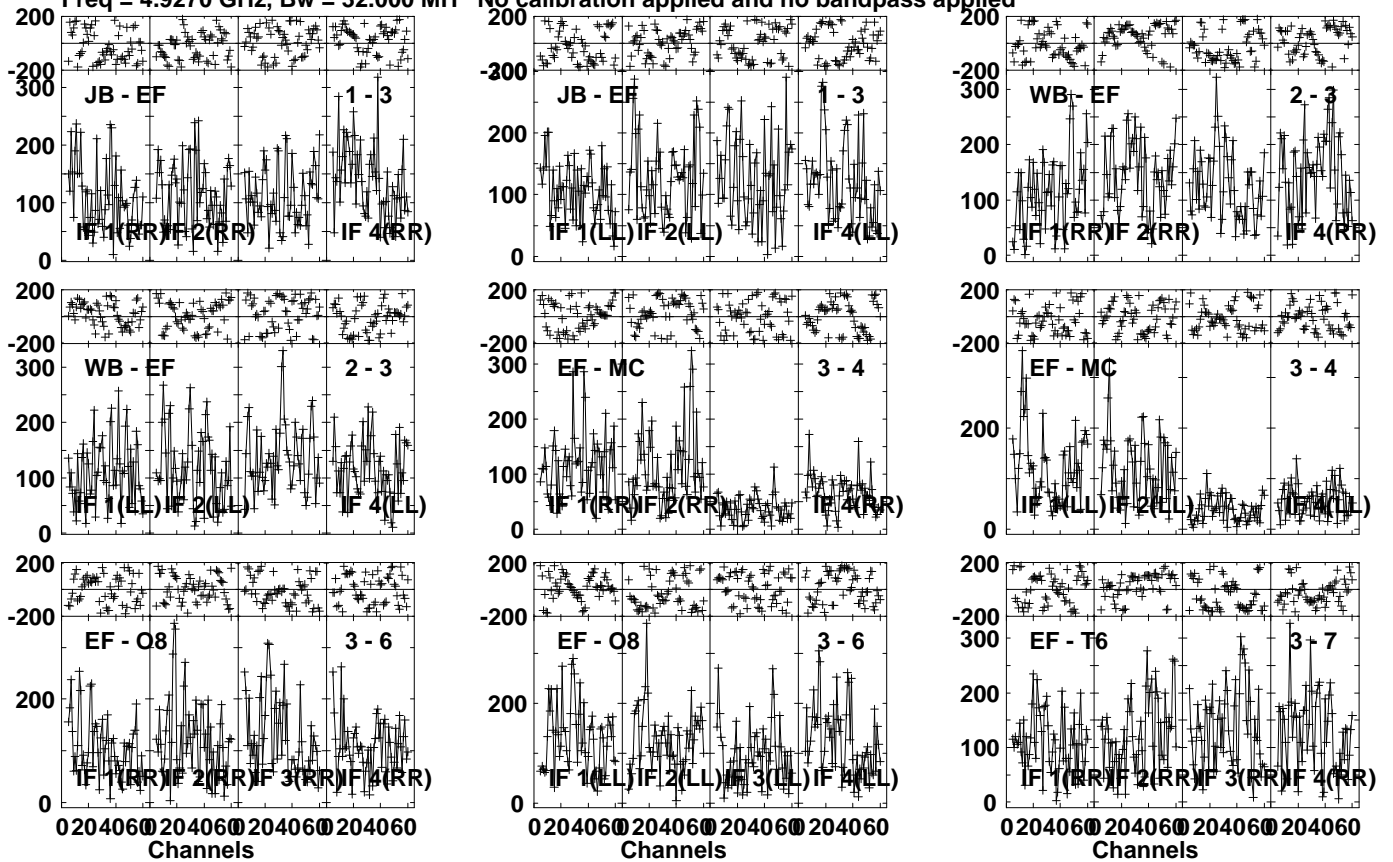
Vector averaged cross-power spectrum Several baselines displayed

Timerange: 00/16:43:00 to 00/16:45:29

Plot file version 608 created 13-FEB-2023 17:07:23

EW02900 EW029D 1.UVDATA.1

Freq = 4.9270 GHz, Bw = 32.000 MH No calibration applied and no bandpass applied

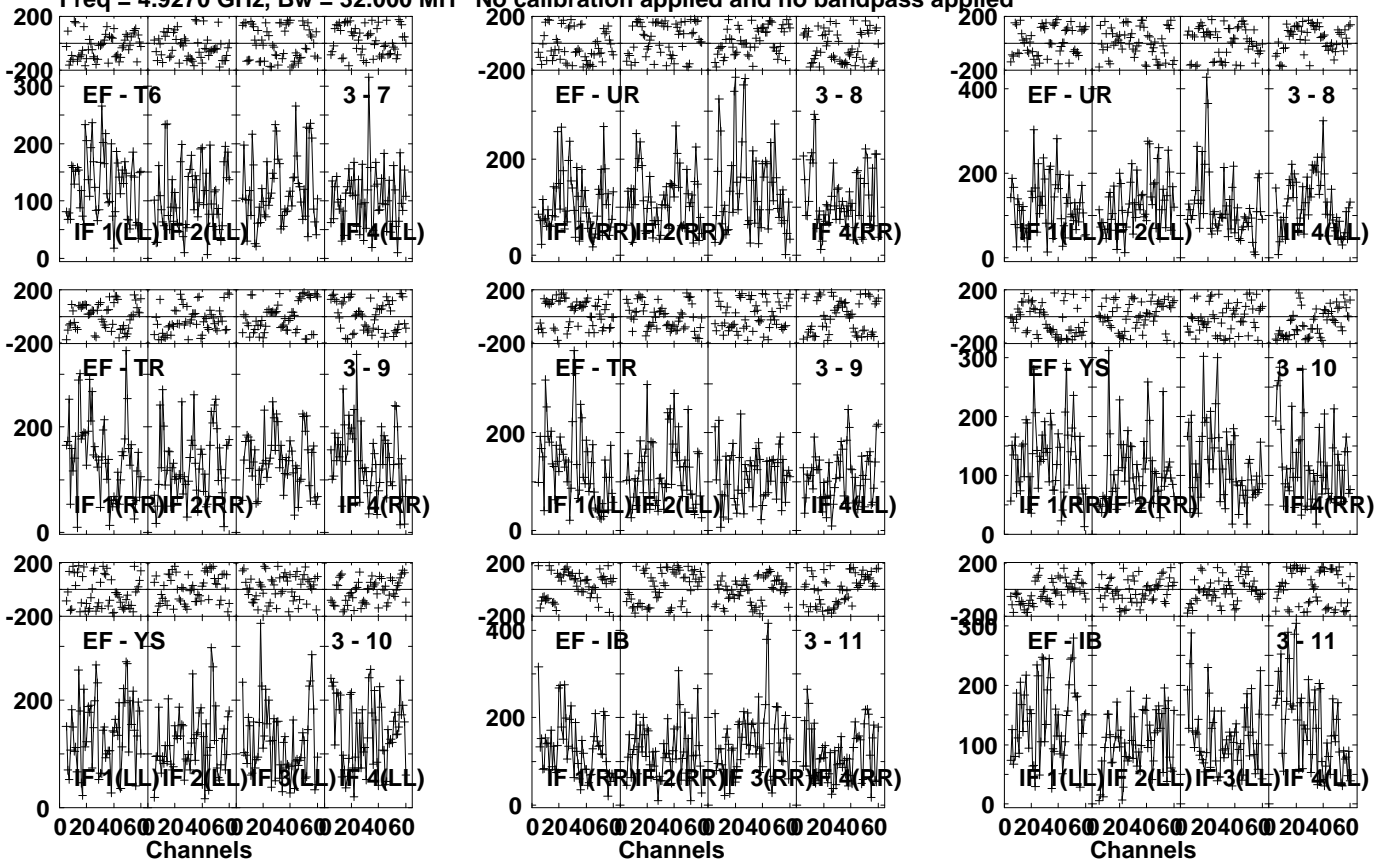


Lower frame: Micro Ampl Jy Top frame: Phas deg
Vector averaged cross-power spectrum Several baselines displayed
Timerange: 00/16:45:30 to 00/16:50:00

Plot file version 609 created 13-FEB-2023 17:07:23

EW02900 EW029D 1.UVDATA.1

Freq = 4.9270 GHz, Bw = 32.000 MH No calibration applied and no bandpass applied

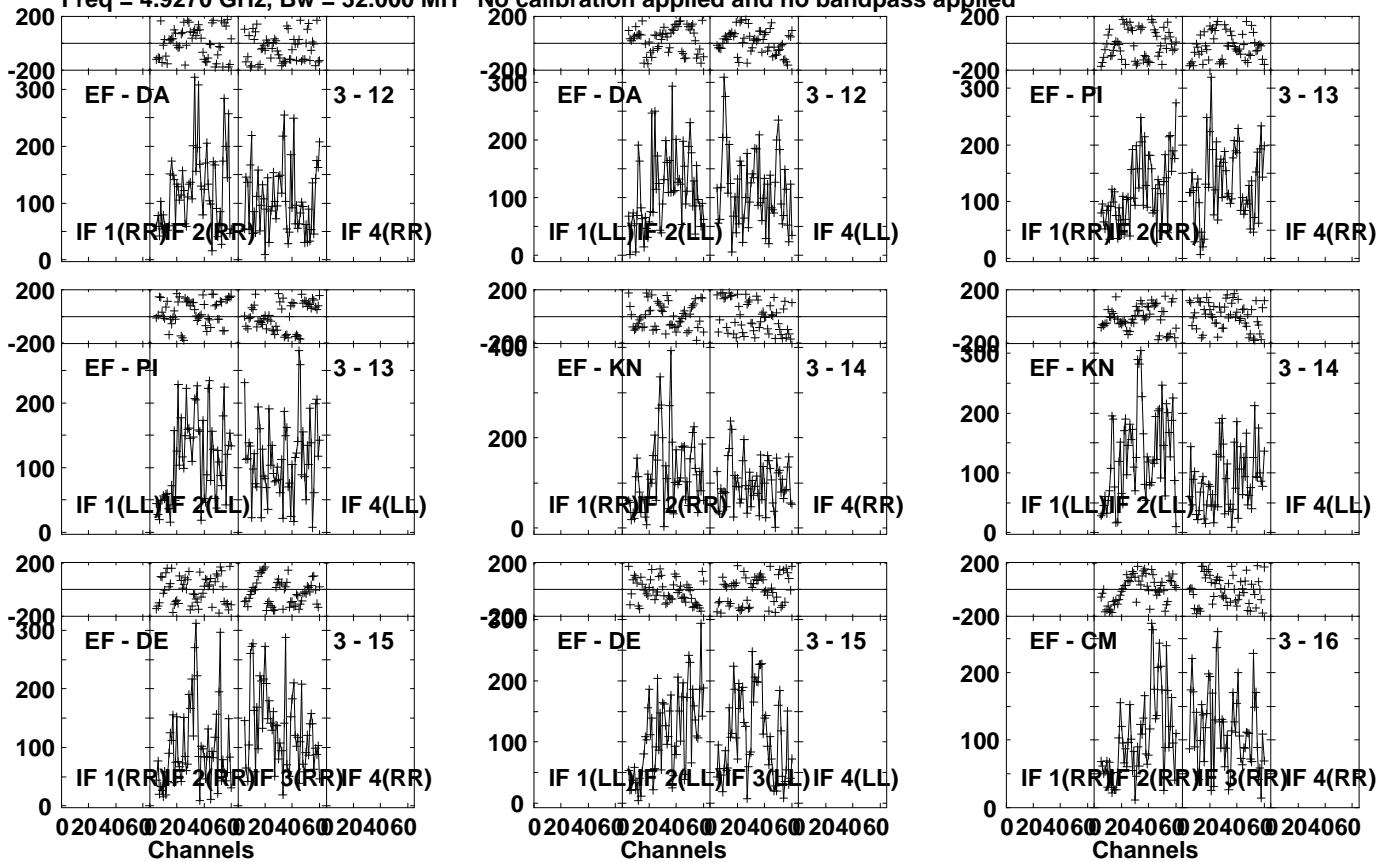


Lower frame: Micro Ampl Jy Top frame: Phas deg
Vector averaged cross-power spectrum Several baselines displayed
Timerange: 00/16:45:30 to 00/16:50:00

Plot file version 610 created 13-FEB-2023 17:07:23

EW02900 EW029D 1.UVDATA.1

Freq = 4.9270 GHz, Bw = 32.000 MH No calibration applied and no bandpass applied

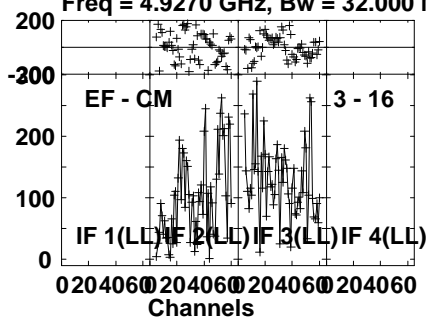


Lower frame: Micro Ampl Jy Top frame: Phas deg
Vector averaged cross-power spectrum Several baselines displayed
Timerange: 00/16:45:30 to 00/16:50:00

Plot file version 611 created 13-FEB-2023 17:07:23

EW02900 EW029D 1.UVDATA.1

Freq = 4.9270 GHz, Bw = 32.000 MH No calibration applied and no bandpass applied



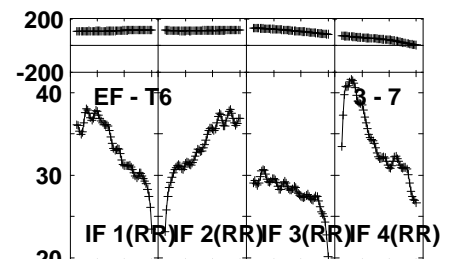
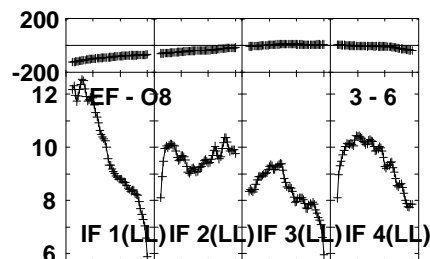
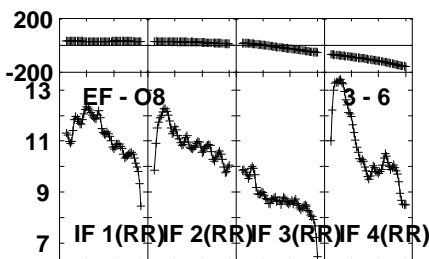
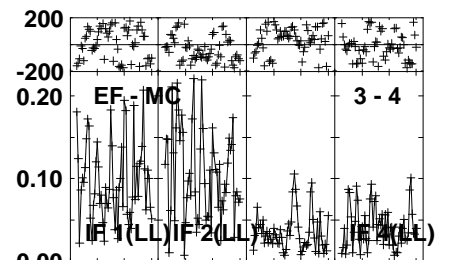
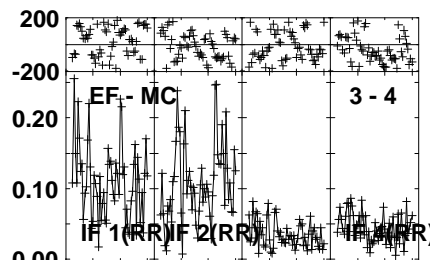
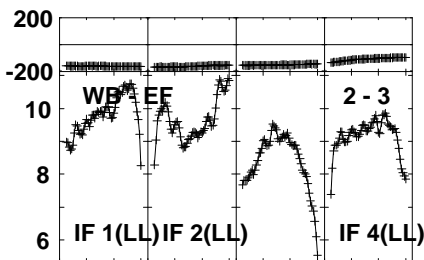
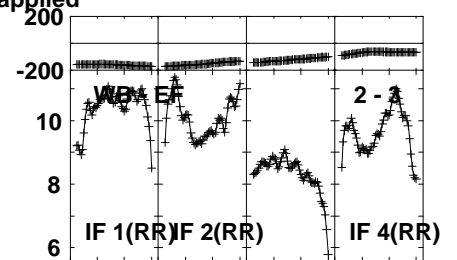
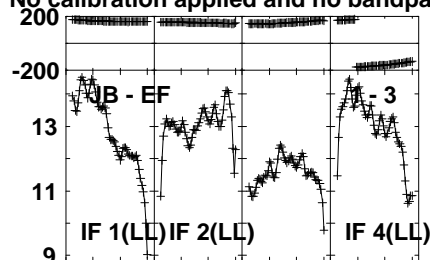
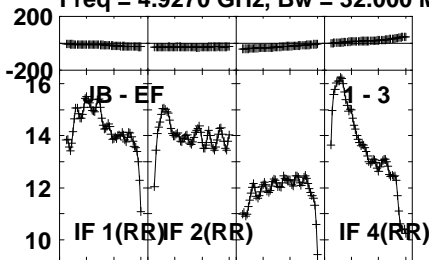
Lower frame: Micro Ampl Jy Top frame: Phas deg
Vector averaged cross-power spectrum Several baselines displayed
Timerange: 00/16:45:30 to 00/16:50:00

Plot file version 612 created 13-FEB-2023 17:07:23

J0958+65 EW029D 1.UVDATA.1

Freq = 4.9270 GHz, Bw = 32.000 MH

No calibration applied and no bandpass applied



020406@20406@20406@20406@
Channels

020406@20406@20406@20406@
Channels

020406@20406@20406@20406@
Channels

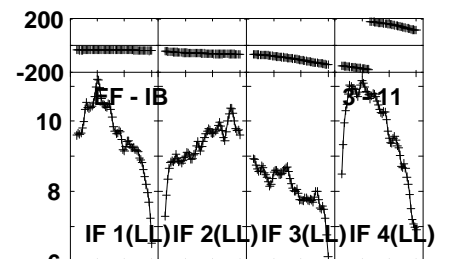
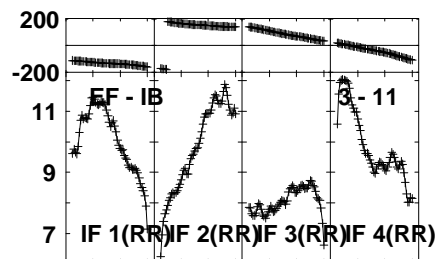
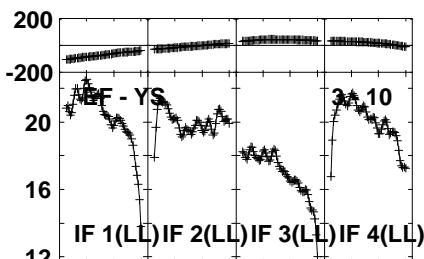
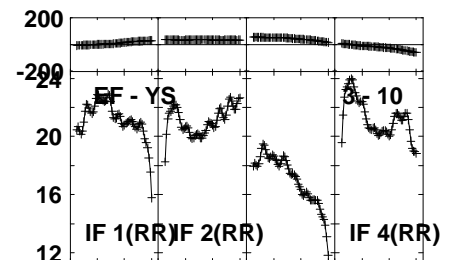
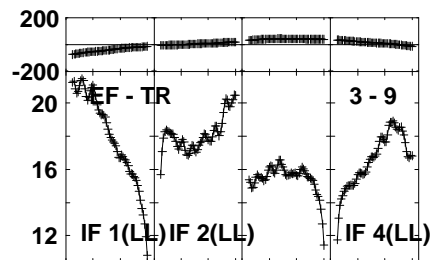
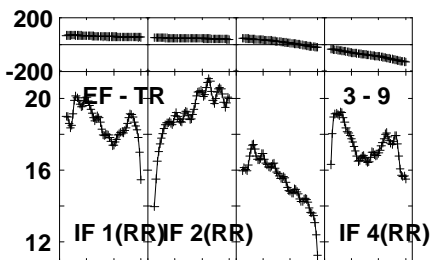
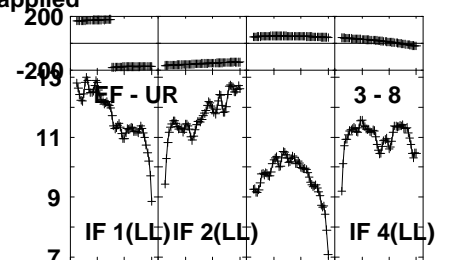
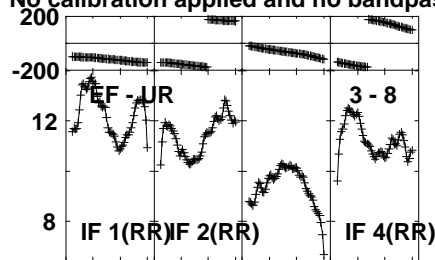
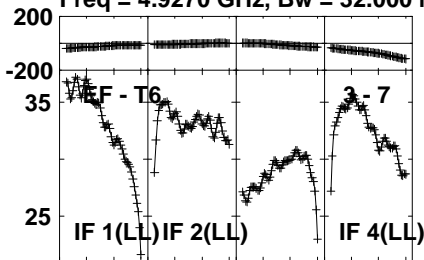
Lower frame: Milli Ampl Jy Top frame: Phas deg
Vector averaged cross-power spectrum Several baselines displayed
Timerange: 00/16:50:50 to 00/16:52:29

Plot file version 613 created 13-FEB-2023 17:07:23

J0958+65 EW029D 1.UVDATA.1

Freq = 4.9270 GHz, Bw = 32.000 MH

No calibration applied and no bandpass applied



0204060 204060 204060 204060
Channels

0204060 204060 204060 204060
Channels

0204060 204060 204060 204060
Channels

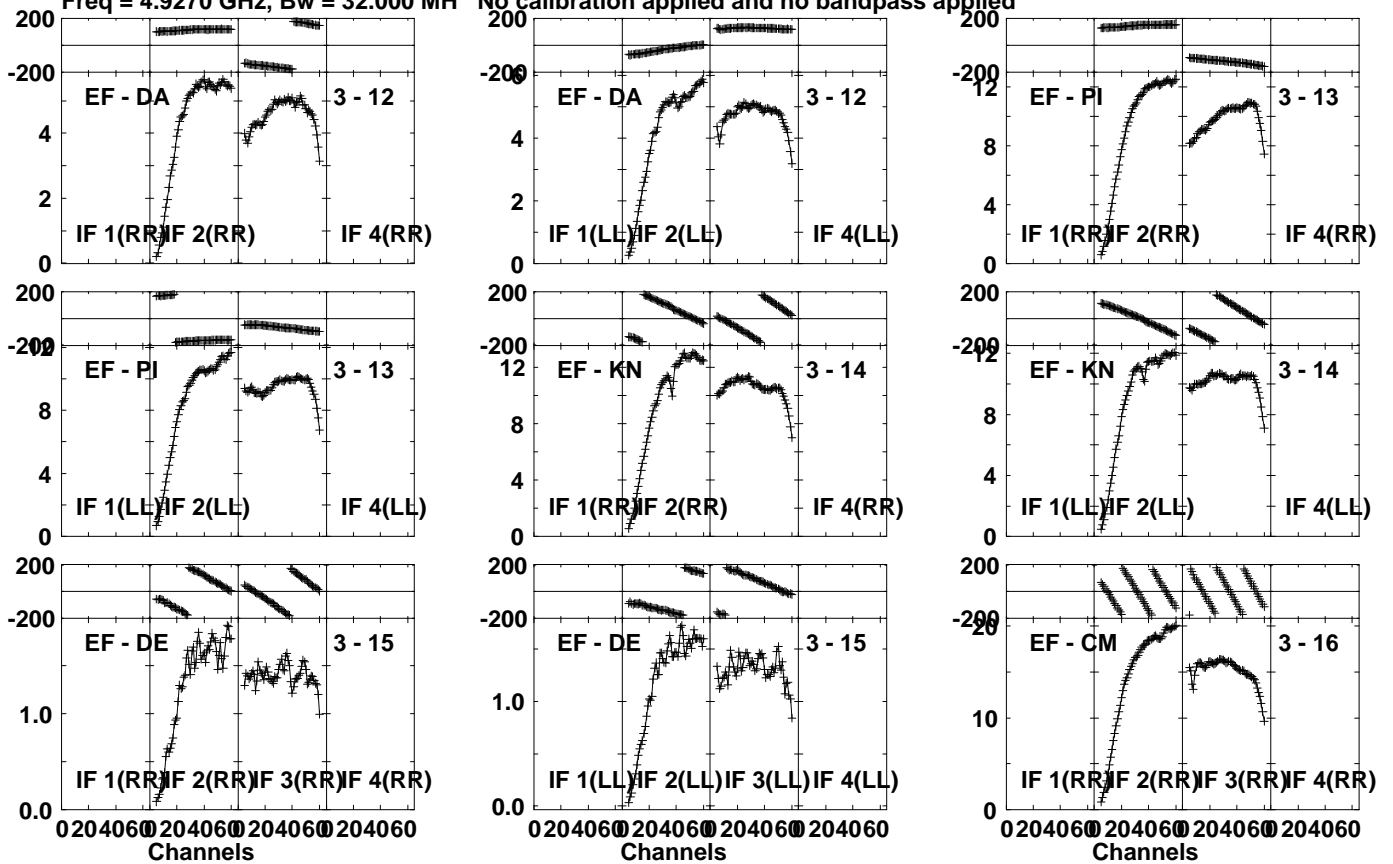
Lower frame: Milli Ampl Jy Top frame: Phas deg
Vector averaged cross-power spectrum Several baselines displayed
Timerange: 00/16:50:50 to 00/16:52:29

Plot file version 614 created 13-FEB-2023 17:07:23

J0958+65 EW029D 1.UVDATA.1

Freq = 4.9270 GHz, Bw = 32.000 MH

No calibration applied and no bandpass applied

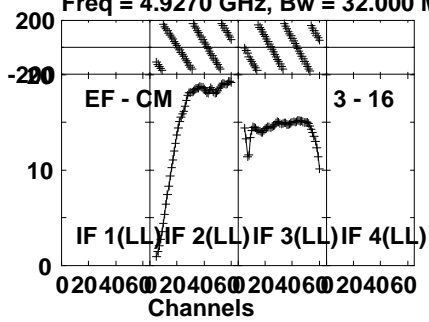


Lower frame: Milli Ampl Jy Top frame: Phas deg
Vector averaged cross-power spectrum Several baselines displayed
Timerange: 00/16:50:50 to 00/16:52:29

Plot file version 615 created 13-FEB-2023 17:07:24

J0958+65 EW029D 1.UVDATA.1

Freq = 4.9270 GHz, Bw = 32.000 MH No calibration applied and no bandpass applied



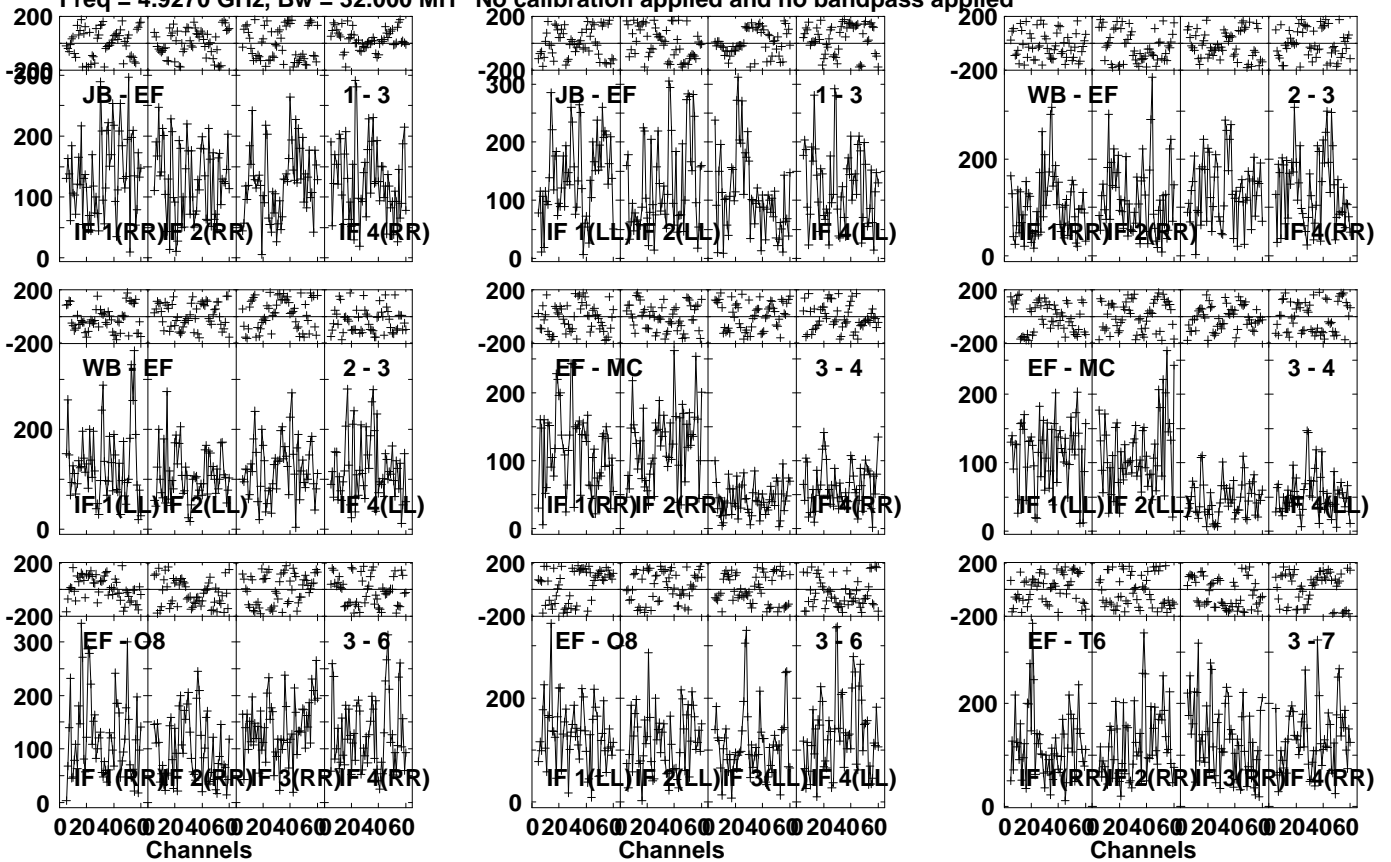
Lower frame: Milli Ampl Jy Top frame: Phas deg
Vector averaged cross-power spectrum Several baselines displayed
Timerange: 00/16:50:50 to 00/16:52:29

Plot file version 616 created 13-FEB-2023 17:07:24

EW02900 EW029D 1.UVDATA.1

Freq = 4.9270 GHz, Bw = 32.000 MH

No calibration applied and no bandpass applied

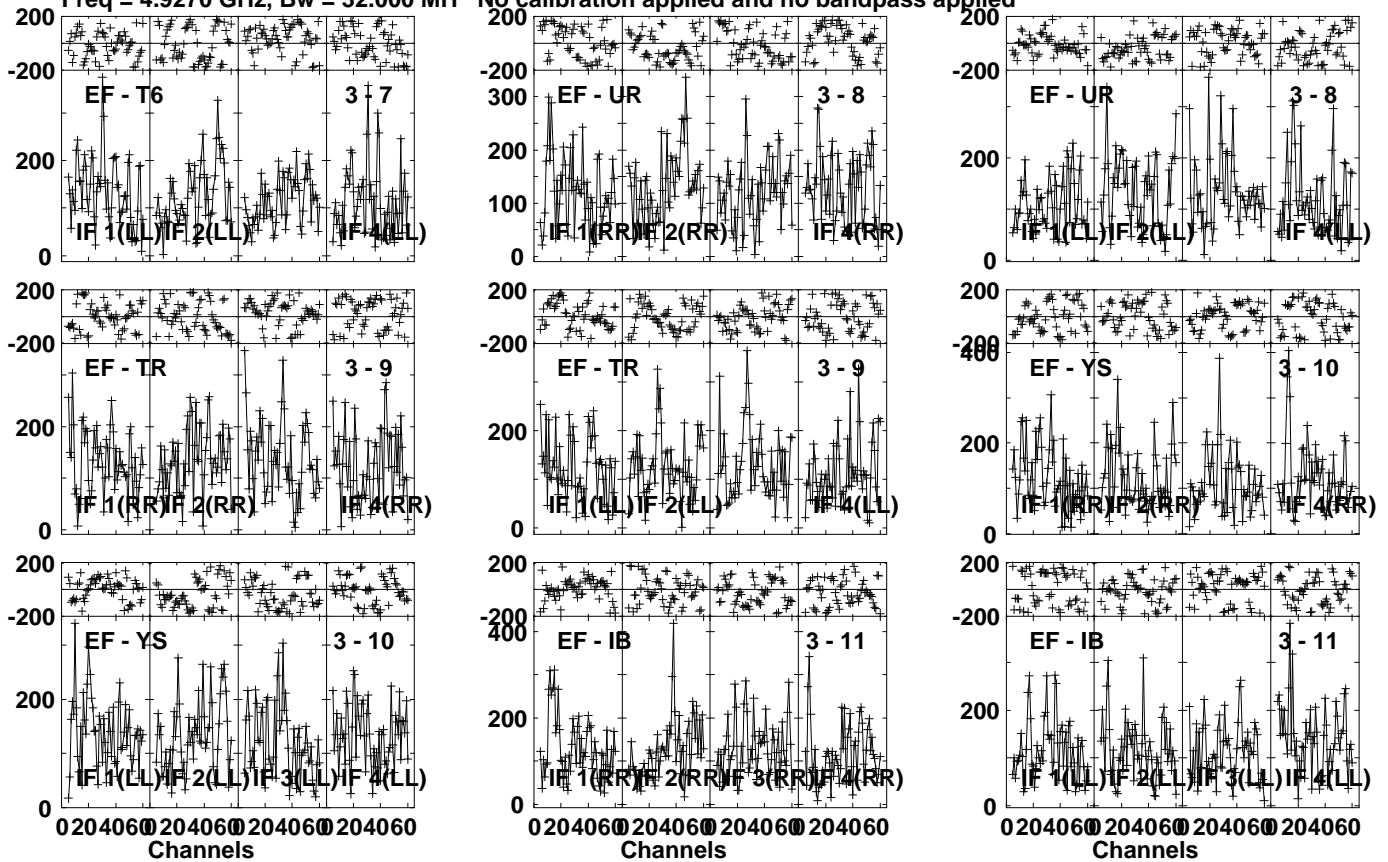


Lower frame: Micro Ampl Jy Top frame: Phas deg
Vector averaged cross-power spectrum Several baselines displayed
Timerange: 00/16:52:30 to 00/16:57:00

Plot file version 617 created 13-FEB-2023 17:07:24

EW02900 EW029D 1.UVDATA.1

Freq = 4.9270 GHz, Bw = 32.000 MH No calibration applied and no bandpass applied

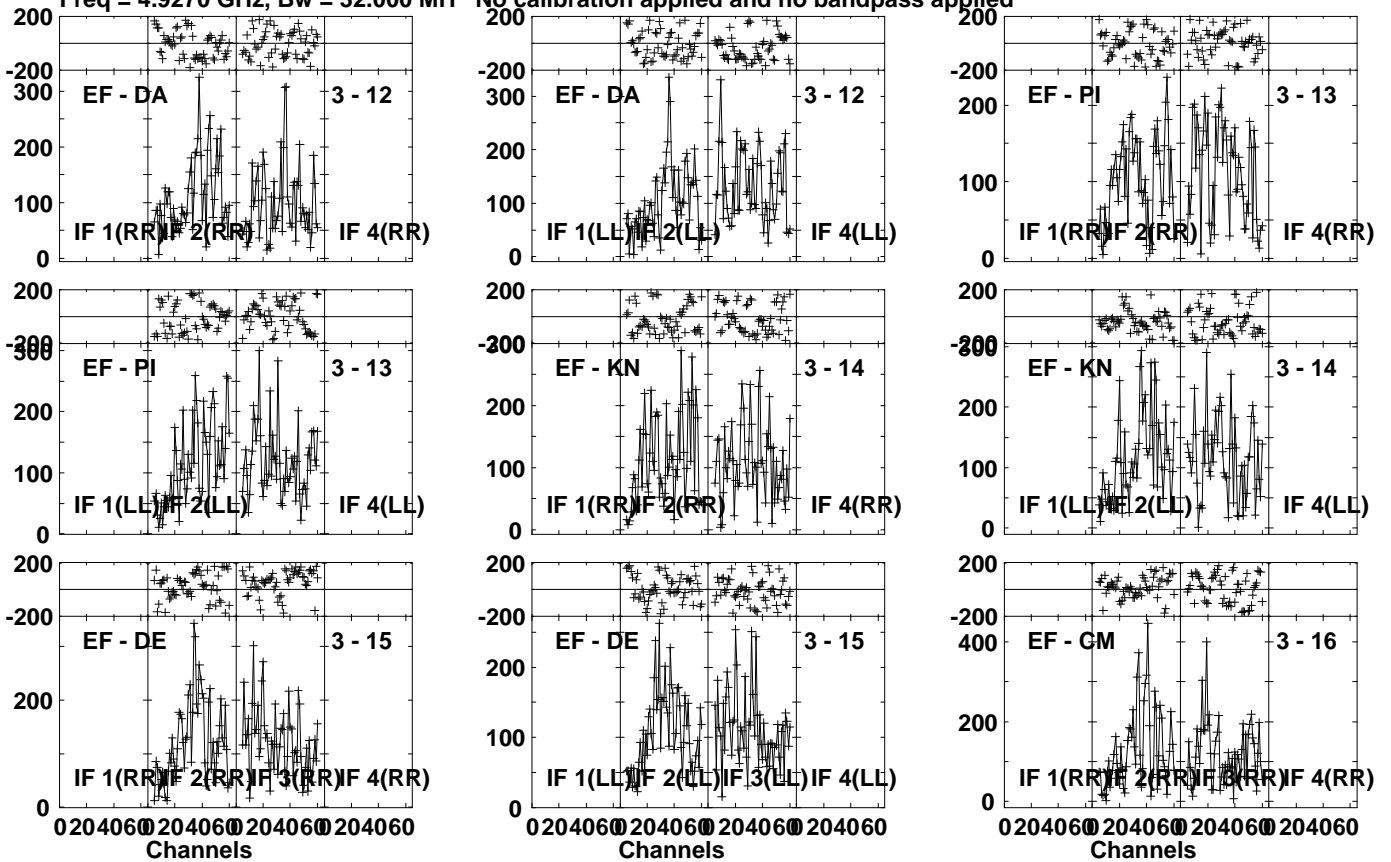


Lower frame: Micro Ampl Jy Top frame: Phas deg
Vector averaged cross-power spectrum Several baselines displayed
Timerange: 00:16:52:30 to 00:16:57:00

Plot file version 618 created 13-FEB-2023 17:07:24

EW02900 EW029D 1.UVDATA.1

Freq = 4.9270 GHz, Bw = 32.000 MH No calibration applied and no bandpass applied

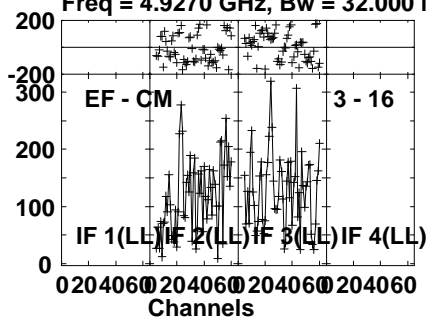


Lower frame: Micro Ampl Jy Top frame: Phas deg
Vector averaged cross-power spectrum Several baselines displayed
Timerange: 00/16:52:30 to 00/16:57:00

Plot file version 619 created 13-FEB-2023 17:07:24

EW02900 EW029D 1.UVDATA.1

Freq = 4.9270 GHz, Bw = 32.000 MH No calibration applied and no bandpass applied



Lower frame: Micro Ampl Jy Top frame: Phas deg

Vector averaged cross-power spectrum Several baselines displayed

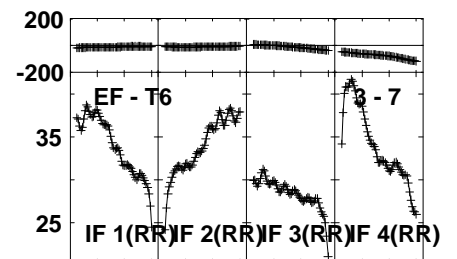
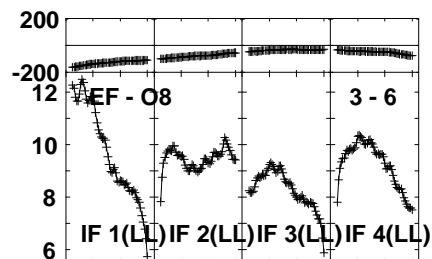
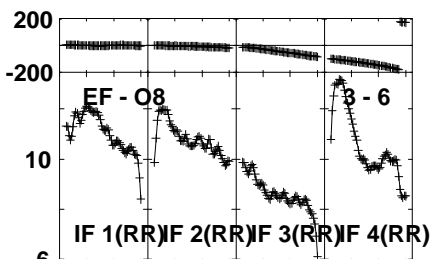
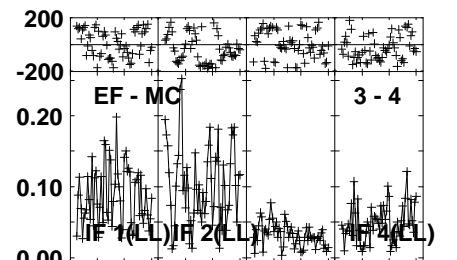
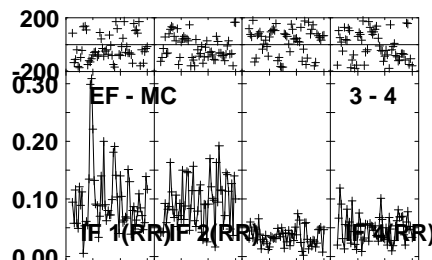
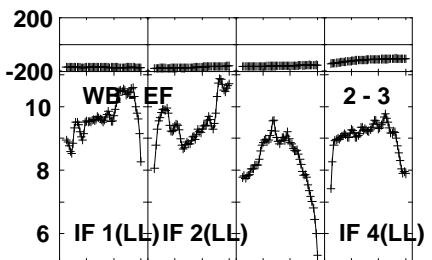
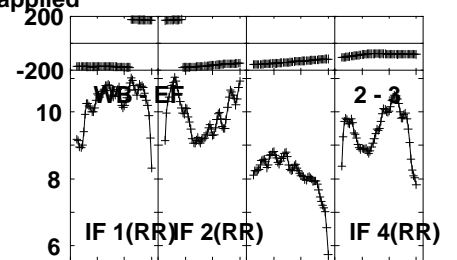
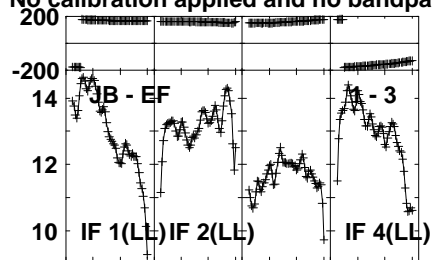
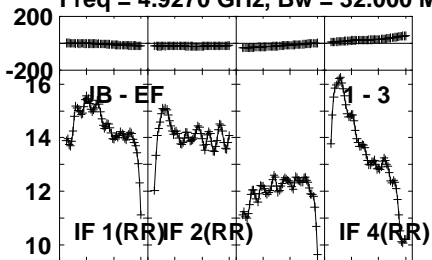
Timerange: 00/16:52:30 to 00/16:57:00

Plot file version 620 created 13-FEB-2023 17:07:24

J0958+65 EW029D 1.UVDATA.1

Freq = 4.9270 GHz, Bw = 32.000 MH

No calibration applied and no bandpass applied



0204060 204060 204060 204060
Channels

0204060 204060 204060 204060
Channels

0204060 204060 204060 204060
Channels

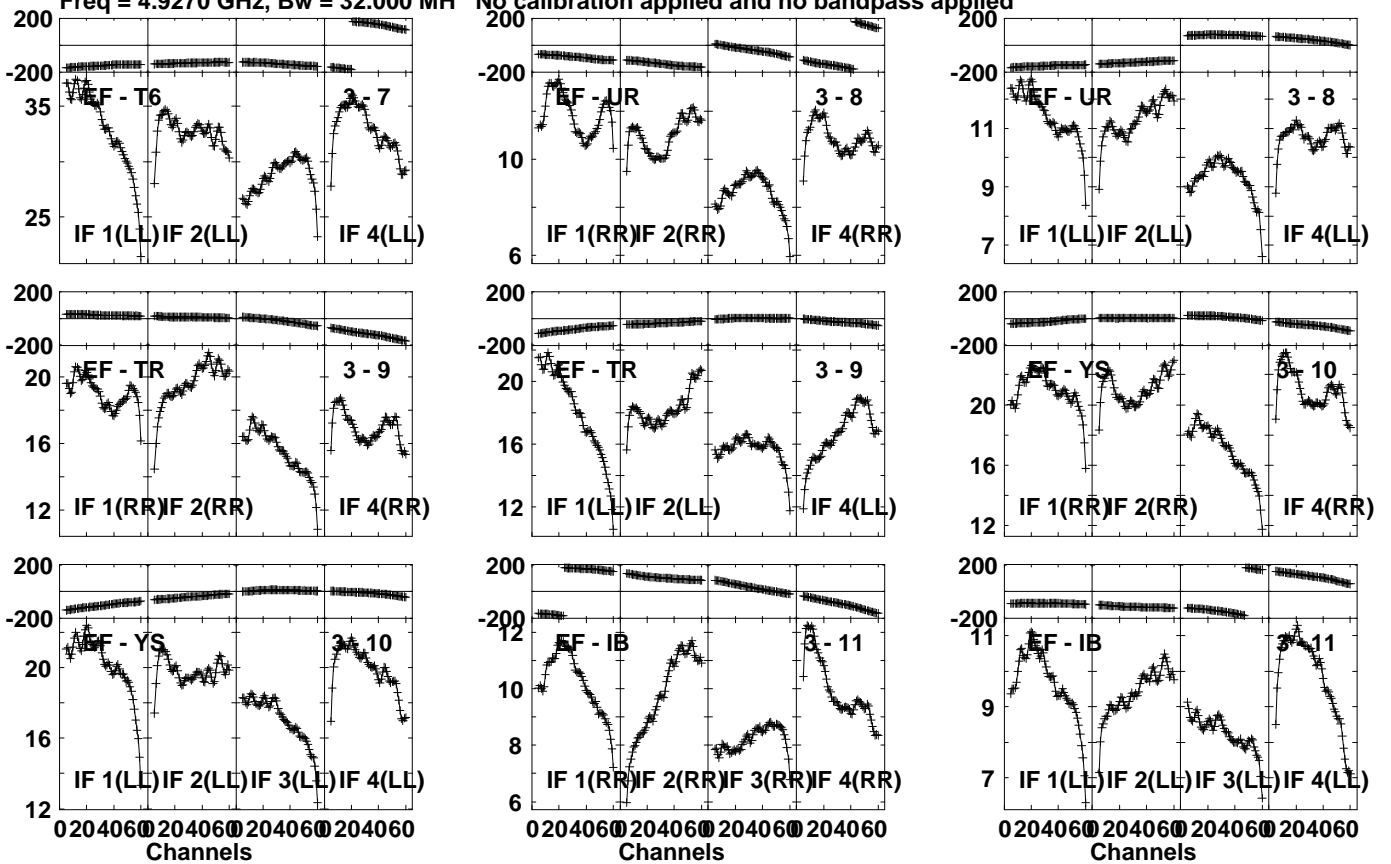
Lower frame: Milli Ampl Jy Top frame: Phas deg
Vector averaged cross-power spectrum Several baselines displayed
Timerange: 00/16:57:50 to 00/16:59:29

Plot file version 621 created 13-FEB-2023 17:07:24

J0958+65 EW029D 1.UVDATA.1

Freq = 4.9270 GHz, Bw = 32.000 MH

No calibration applied and no bandpass applied



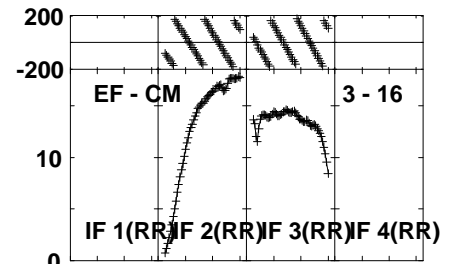
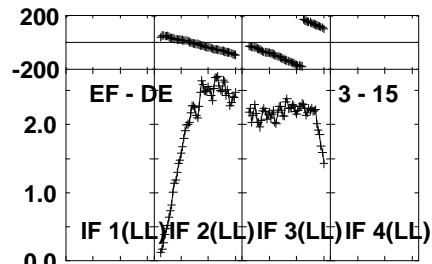
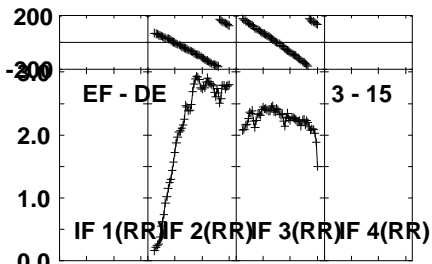
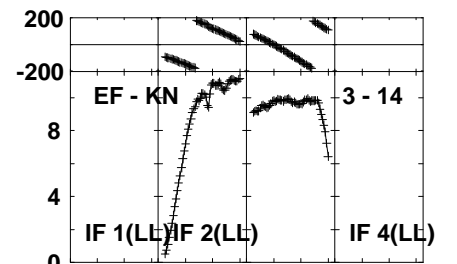
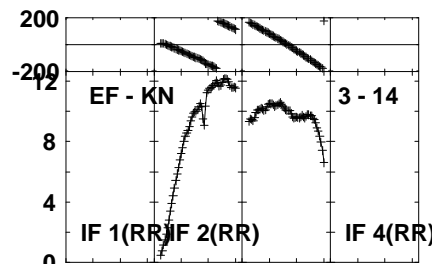
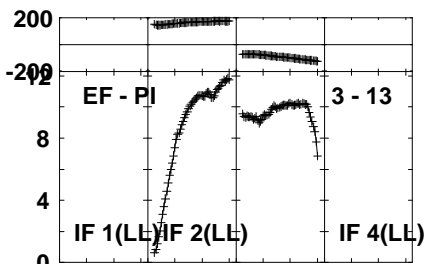
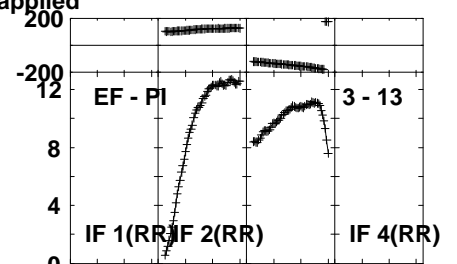
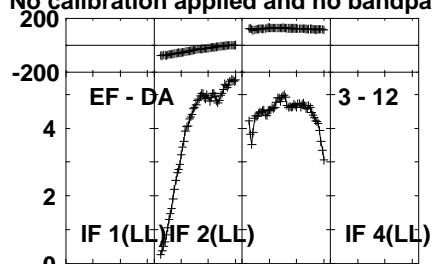
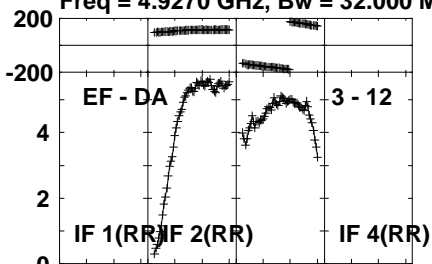
Lower frame: Milli Ampl Jy Top frame: Phas deg
Vector averaged cross-power spectrum Several baselines displayed
Timerange: 00/16:57:50 to 00/16:59:29

Plot file version 622 created 13-FEB-2023 17:07:24

J0958+65 EW029D 1.UVDATA.1

Freq = 4.9270 GHz, Bw = 32.000 MH

No calibration applied and no bandpass applied

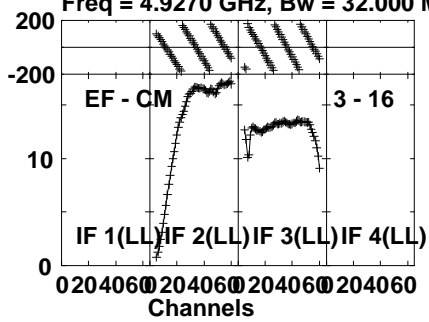


Lower frame: Milli Ampl Jy Top frame: Phas deg
Vector averaged cross-power spectrum Several baselines displayed
Timerange: 00/16:57:50 to 00/16:59:29

Plot file version 623 created 13-FEB-2023 17:07:25

J0958+65 EW029D 1.UVDATA.1

Freq = 4.9270 GHz, Bw = 32.000 MH No calibration applied and no bandpass applied



Lower frame: Milli Ampl Jy Top frame: Phas deg

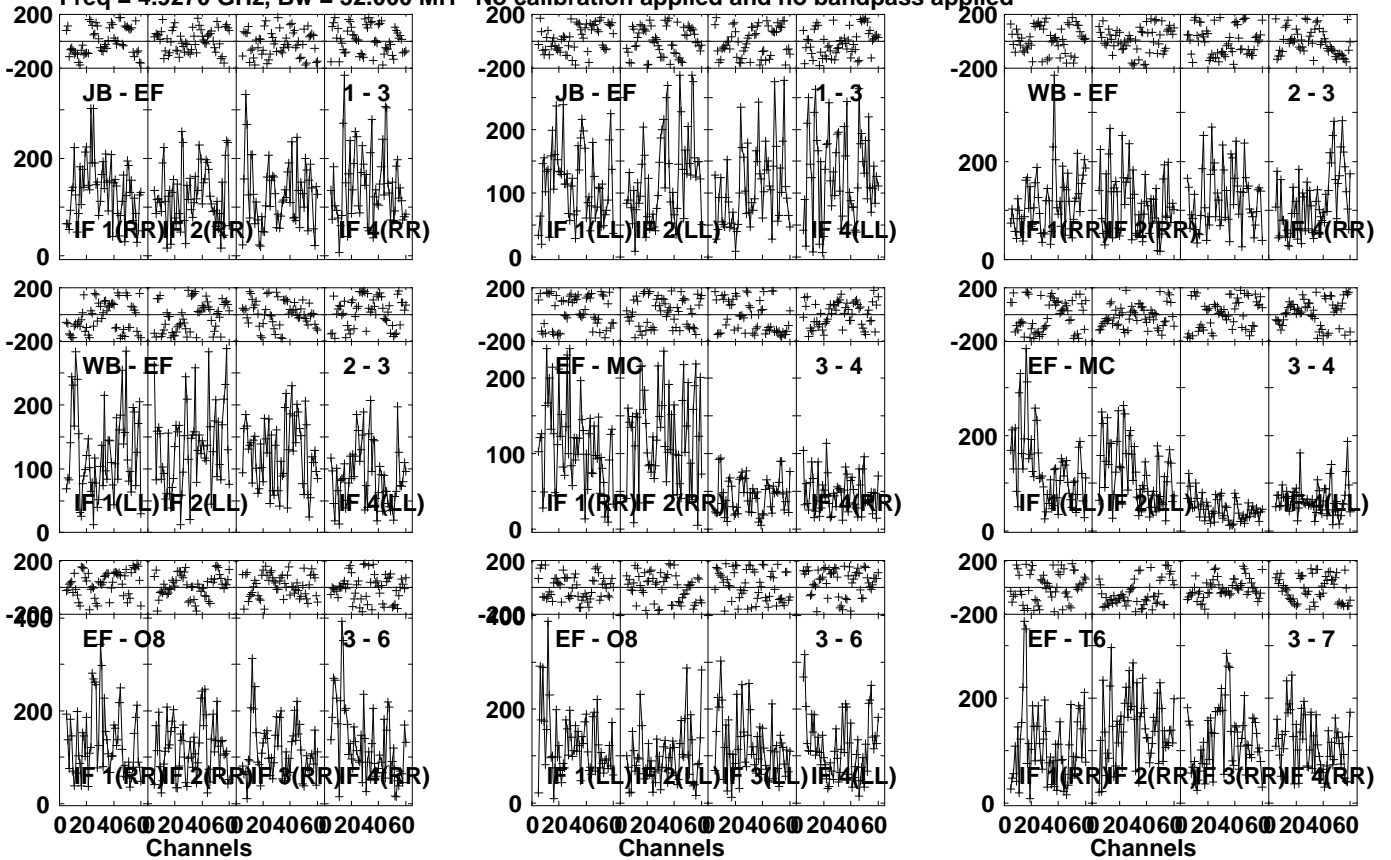
Vector averaged cross-power spectrum Several baselines displayed

Timerange: 00/16:57:50 to 00/16:59:29

Plot file version 624 created 13-FEB-2023 17:07:25

EW02900 EW029D 1.UVDATA.1

Freq = 4.9270 GHz, Bw = 32.000 MH No calibration applied and no bandpass applied



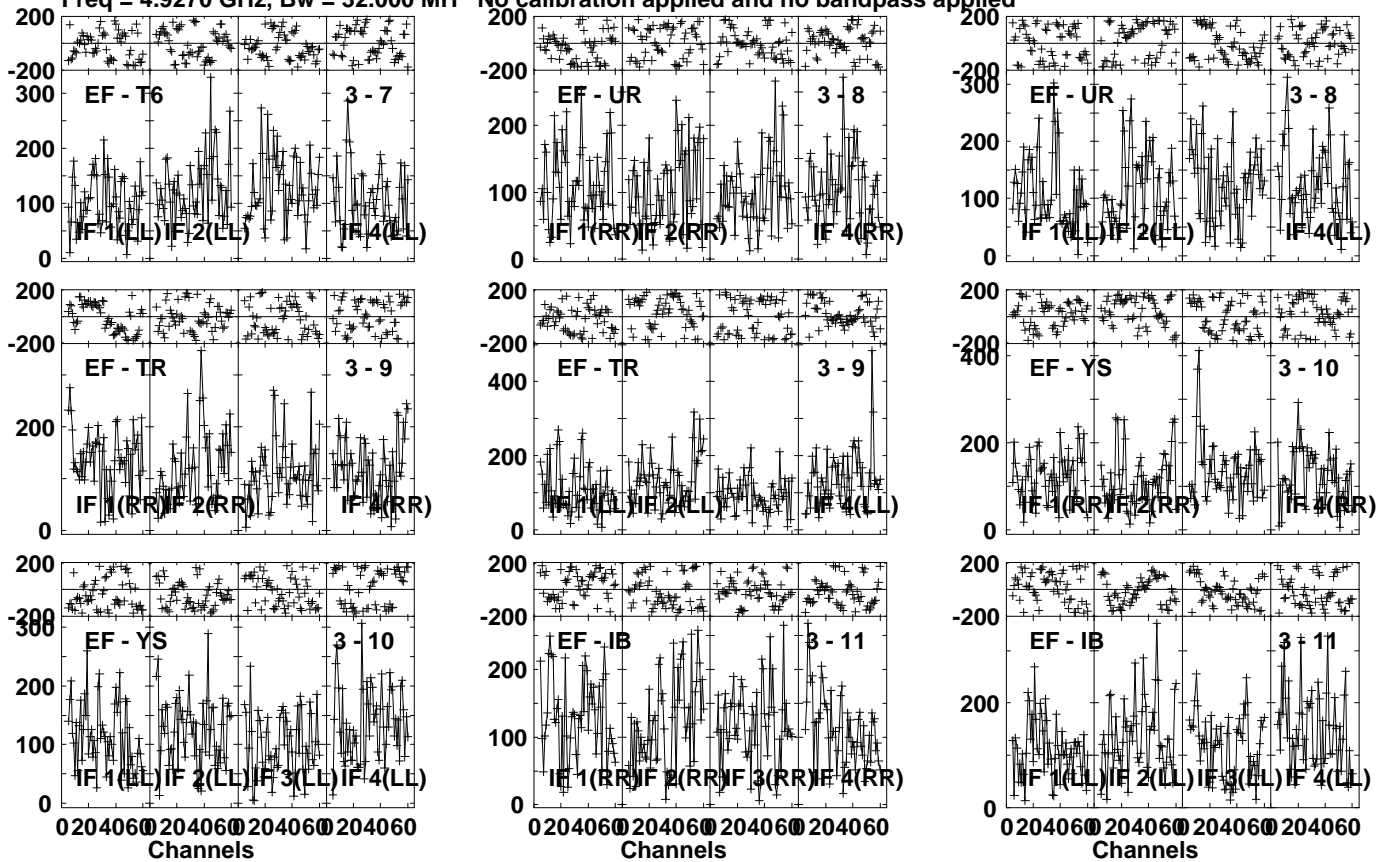
Lower frame: Micro Ampl Jy Top frame: Phas deg
Vector averaged cross-power spectrum Several baselines displayed
Timerange: 00/16:59:30 to 00/17:04:00

Plot file version 625 created 13-FEB-2023 17:07:25

EW02900 EW029D 1.UVDATA.1

Freq = 4.9270 GHz, Bw = 32.000 MH

No calibration applied and no bandpass applied



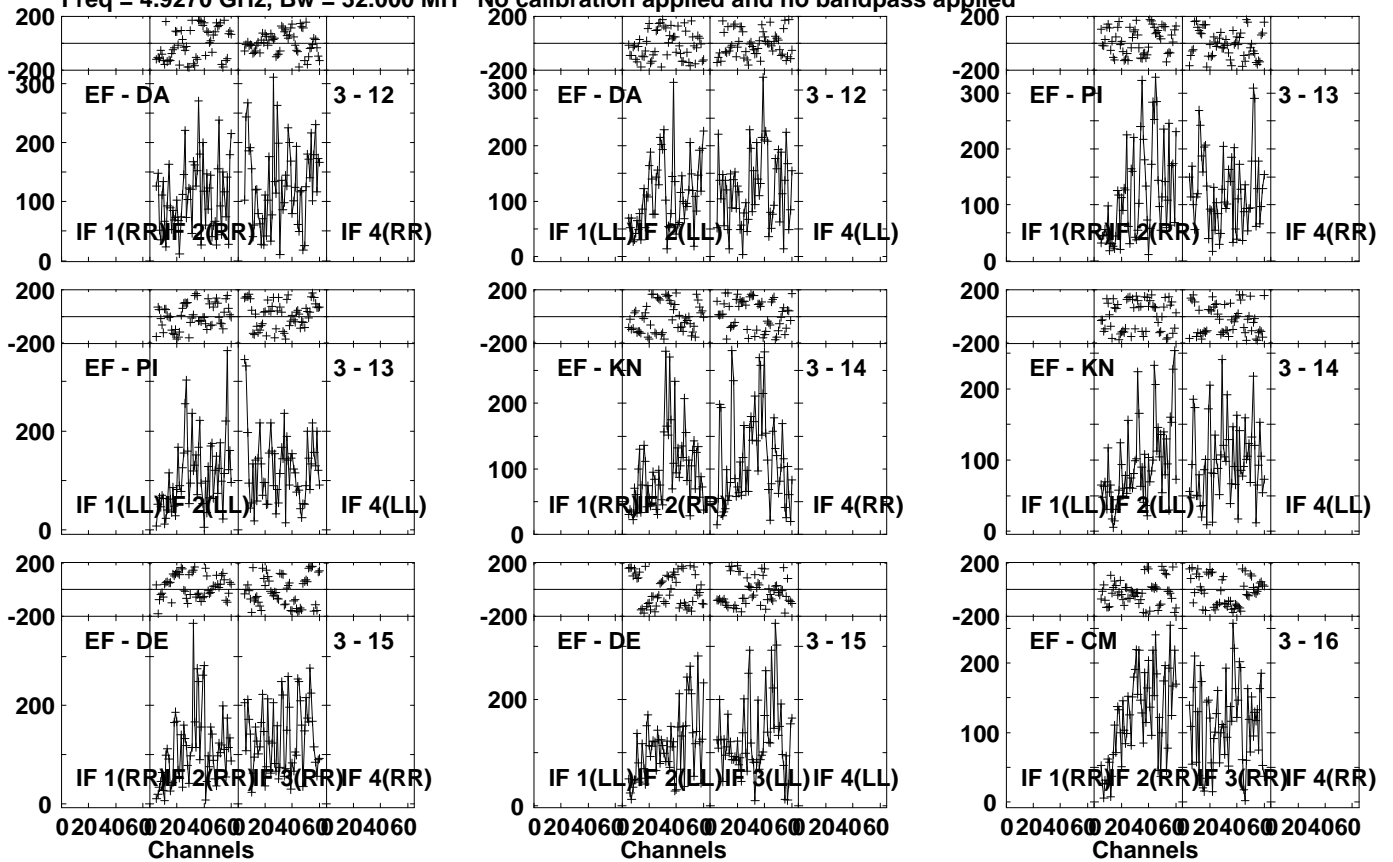
Lower frame: Micro Ampl Jy Top frame: Phas deg
Vector averaged cross-power spectrum Several baselines displayed
Timerange: 00/16:59:30 to 00/17:04:00

Plot file version 626 created 13-FEB-2023 17:07:25

EW02900 EW029D 1.UVDATA.1

Freq = 4.9270 GHz, Bw = 32.000 MH

No calibration applied and no bandpass applied

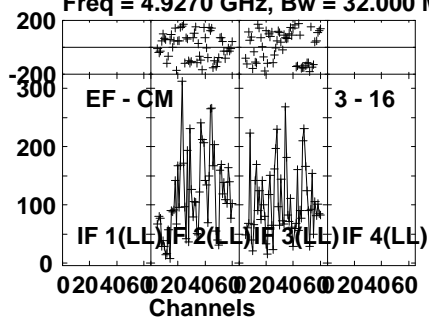


Lower frame: Micro Ampl Jy Top frame: Phas deg
Vector averaged cross-power spectrum Several baselines displayed
Timerange: 00/16:59:30 to 00/17:04:00

Plot file version 627 created 13-FEB-2023 17:07:25

EW02900 EW029D 1.UVDATA.1

Freq = 4.9270 GHz, Bw = 32.000 MH No calibration applied and no bandpass applied



Lower frame: Micro Ampl Jy Top frame: Phas deg

Vector averaged cross-power spectrum Several baselines displayed

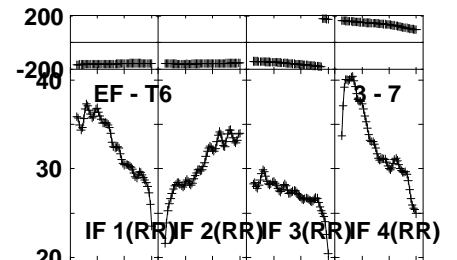
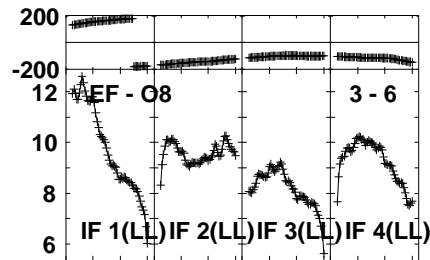
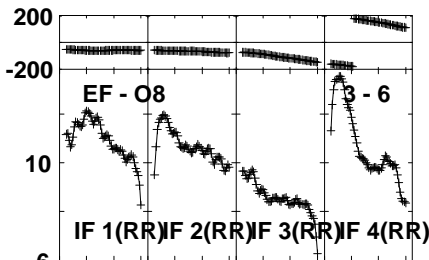
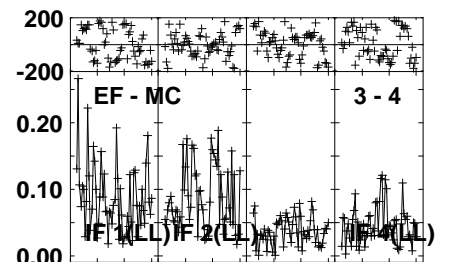
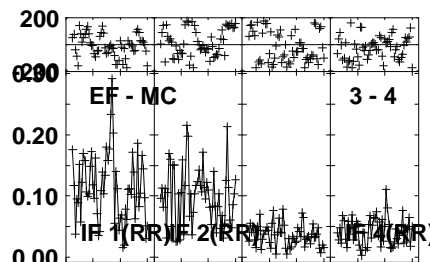
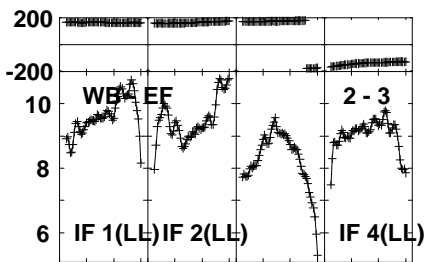
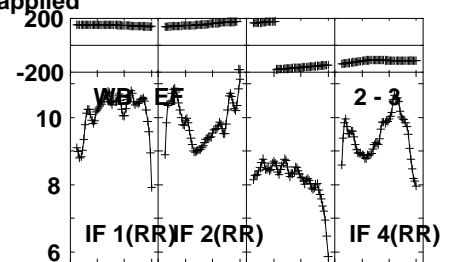
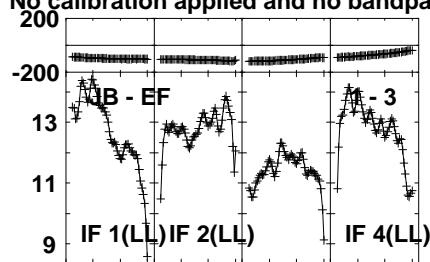
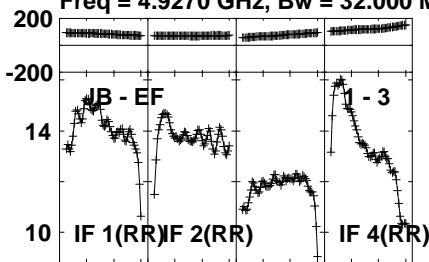
Timerange: 00/16:59:30 to 00/17:04:00

Plot file version 628 created 13-FEB-2023 17:07:25

J0958+65 EW029D 1.UVDATA.1

Freq = 4.9270 GHz, Bw = 32.000 MH

No calibration applied and no bandpass applied



0204060 204060 204060 204060
Channels

0204060 204060 204060 204060
Channels

0204060 204060 204060 204060
Channels

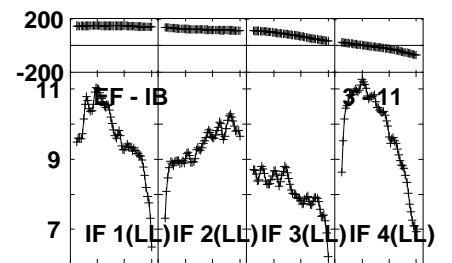
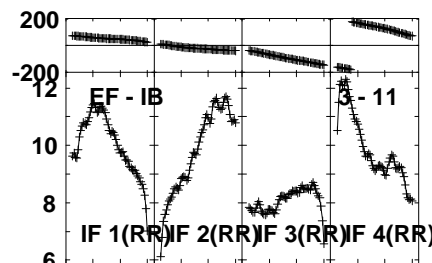
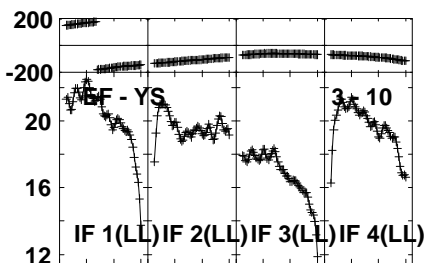
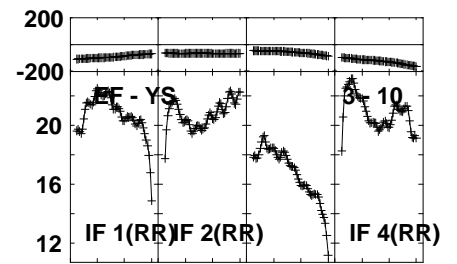
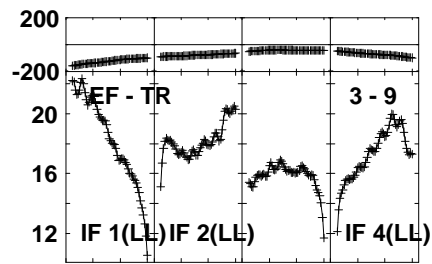
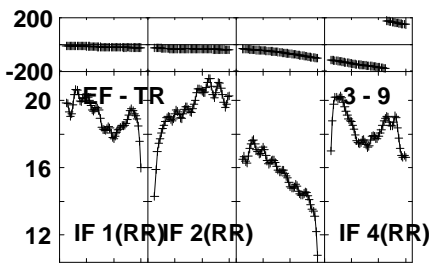
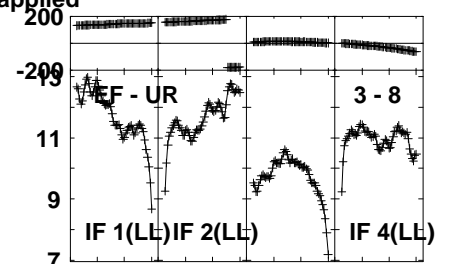
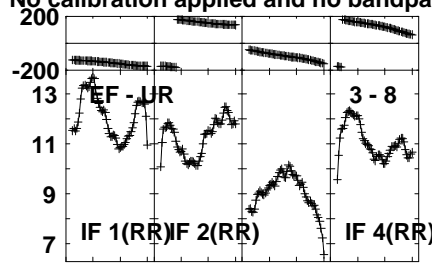
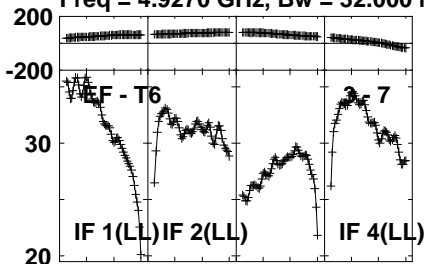
Lower frame: Milli Ampl Jy Top frame: Phas deg
Vector averaged cross-power spectrum Several baselines displayed
Timerange: 00/17:04:02 to 00/17:06:30

Plot file version 629 created 13-FEB-2023 17:07:25

J0958+65 EW029D 1.UVDATA.1

Freq = 4.9270 GHz, Bw = 32.000 MH

No calibration applied and no bandpass applied



0204060 204060 204060 204060

0204060 204060 204060 204060

0204060 204060 204060 204060

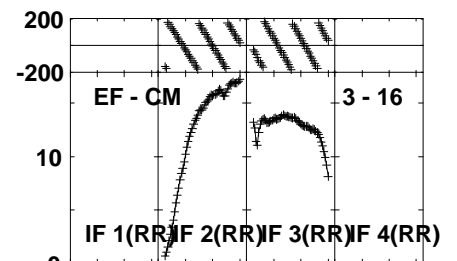
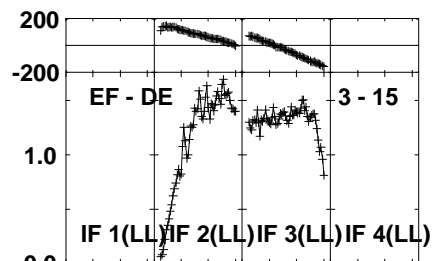
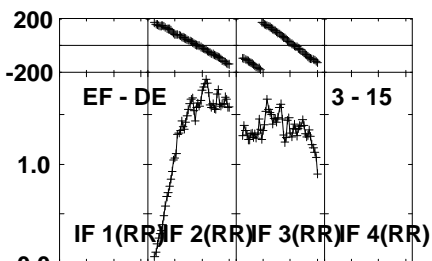
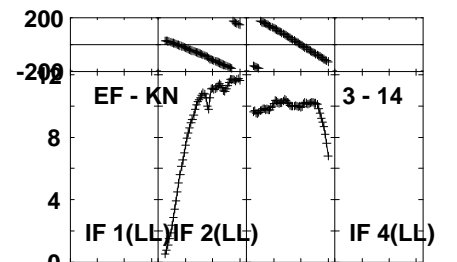
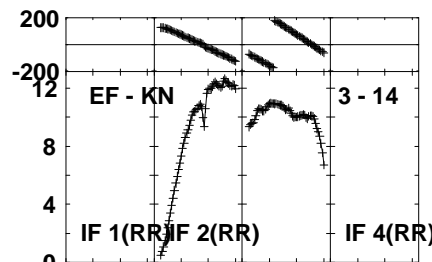
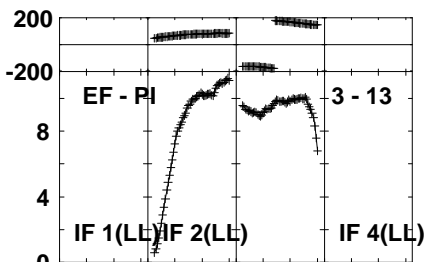
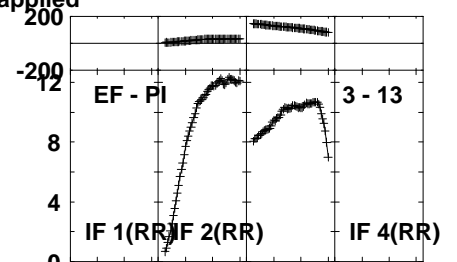
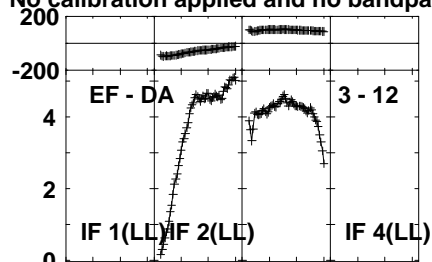
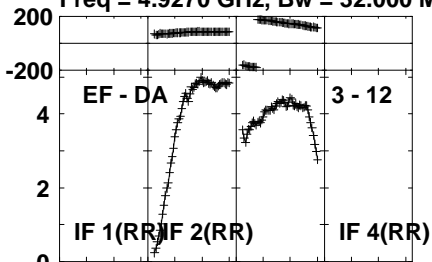
Lower frame: Milli Ampl Jy Top frame: Phas deg
Vector averaged cross-power spectrum Several baselines displayed
Timerange: 00/17:04:02 to 00/17:06:30

Plot file version 630 created 13-FEB-2023 17:07:26

J0958+65 EW029D 1.UVDATA.1

Freq = 4.9270 GHz, Bw = 32.000 MH

No calibration applied and no bandpass applied

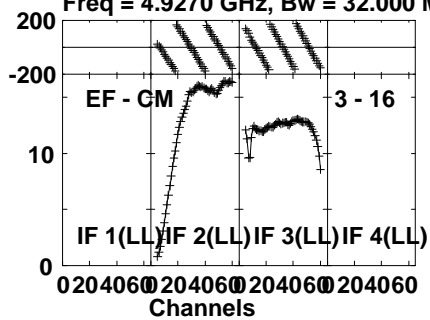


Lower frame: Milli Ampl Jy Top frame: Phas deg
Vector averaged cross-power spectrum Several baselines displayed
Timerange: 00/17:04:02 to 00/17:06:30

Plot file version 631 created 13-FEB-2023 17:07:26

J0958+65 EW029D 1.UVDATA.1

Freq = 4.9270 GHz, Bw = 32.000 MH No calibration applied and no bandpass applied



Lower frame: Milli Ampl Jy Top frame: Phas deg

Vector averaged cross-power spectrum Several baselines displayed

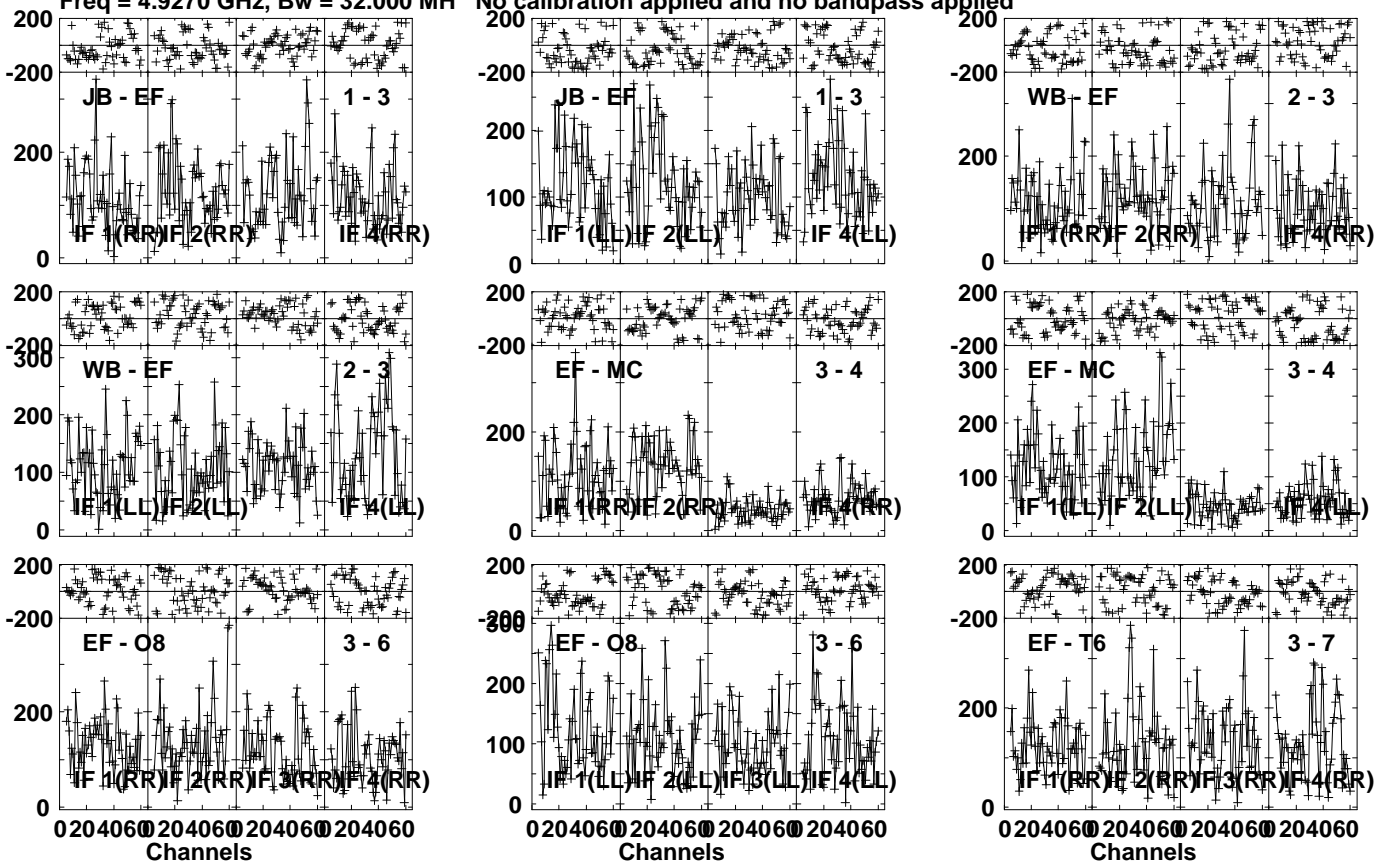
Timerange: 00/17:04:02 to 00/17:06:30

Plot file version 632 created 13-FEB-2023 17:07:26

EW02900 EW029D 1.UVDATA.1

Freq = 4.9270 GHz, Bw = 32.000 MH

No calibration applied and no bandpass applied

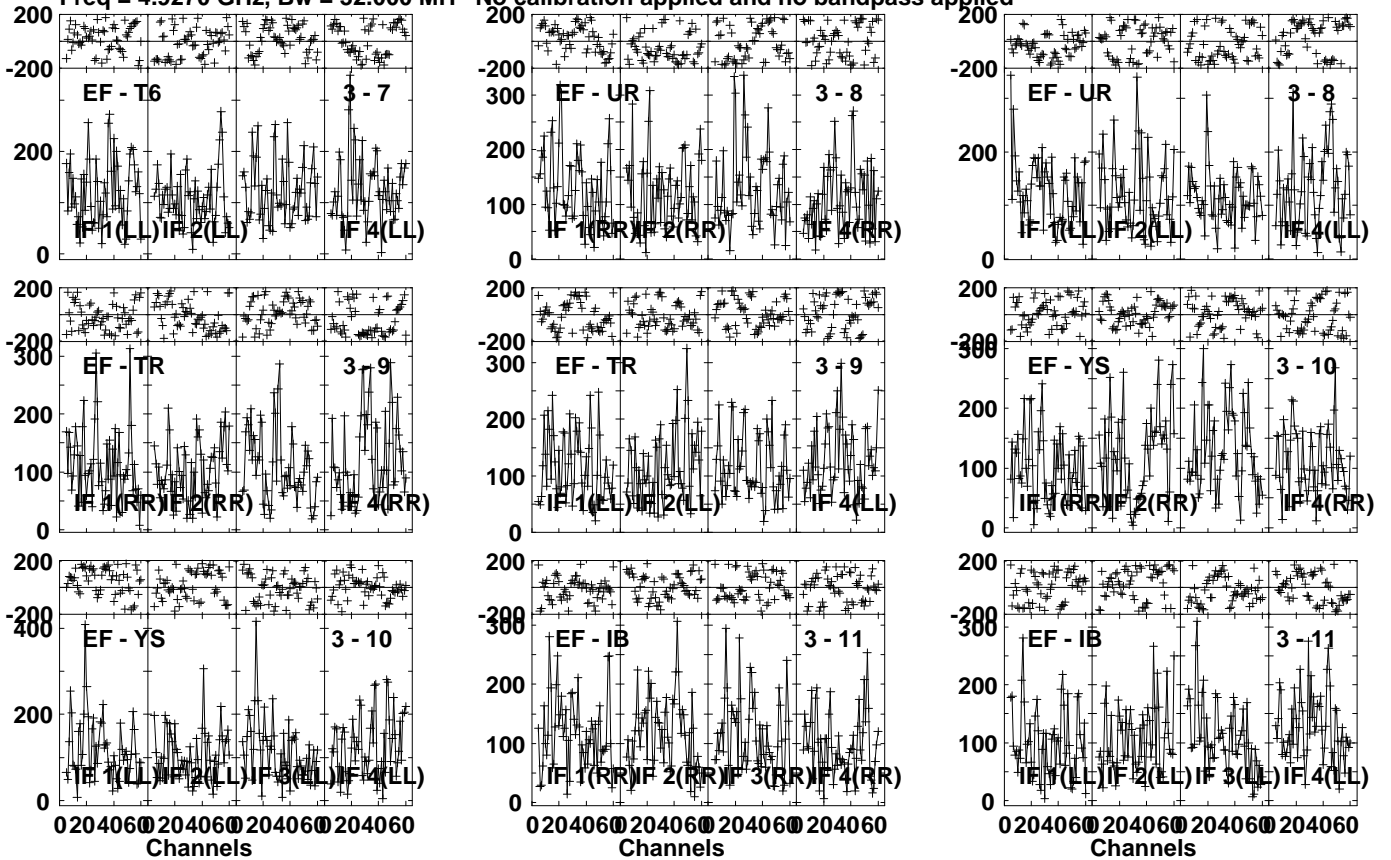


Lower frame: Micro Ampl Jy Top frame: Phas deg
Vector averaged cross-power spectrum Several baselines displayed
Timerange: 00/17:06:30 to 00/17:11:00

Plot file version 633 created 13-FEB-2023 17:07:26

EW02900 EW029D 1.UVDATA.1

Freq = 4.9270 GHz, Bw = 32.000 MH No calibration applied and no bandpass applied

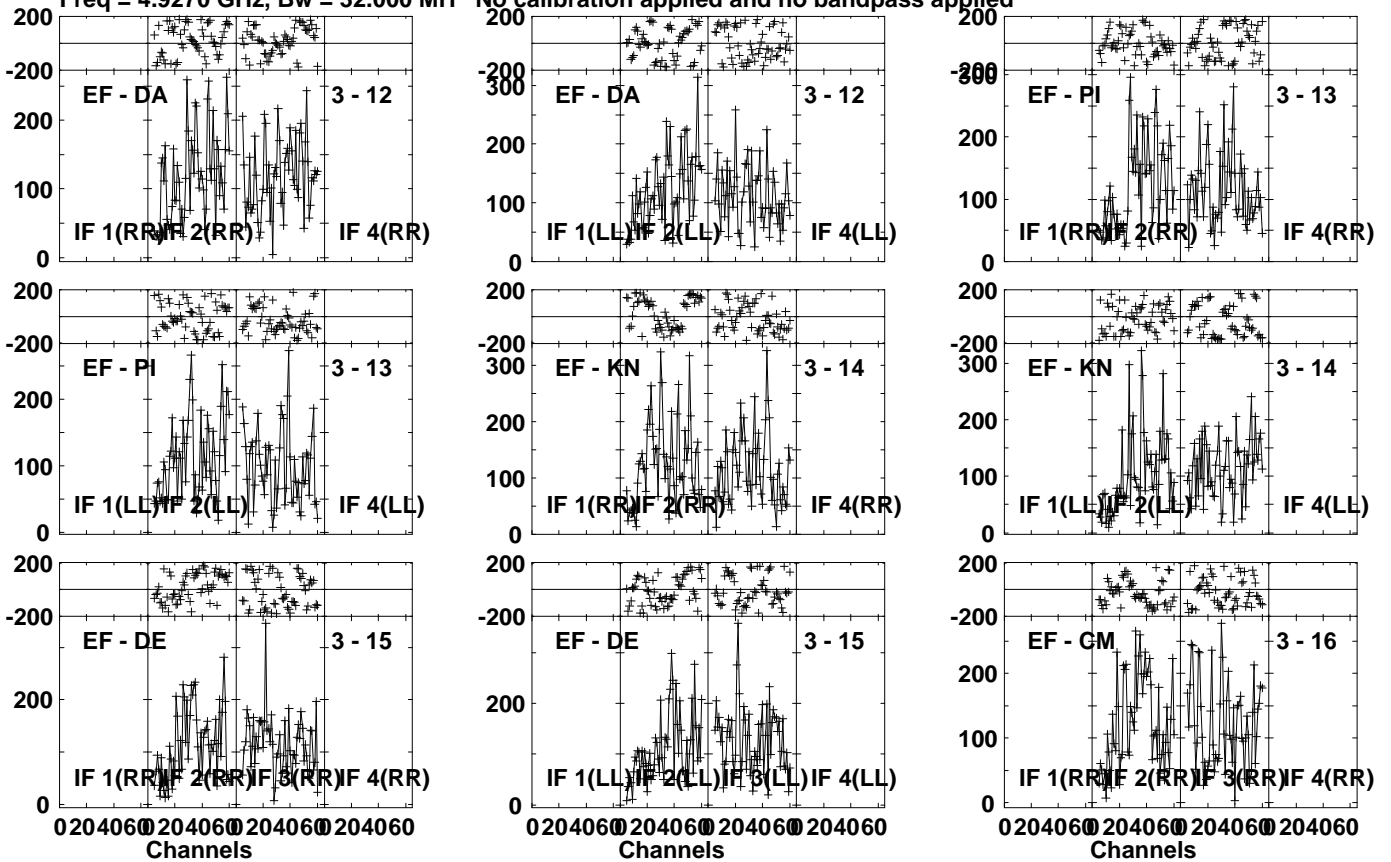


Lower frame: Micro Ampl Jy Top frame: Phas deg
Vector averaged cross-power spectrum Several baselines displayed
Timerange: 00/17:06:30 to 00/17:11:00

Plot file version 634 created 13-FEB-2023 17:07:26

EW02900 EW029D 1.UVDATA.1

Freq = 4.9270 GHz, Bw = 32.000 MH No calibration applied and no bandpass applied

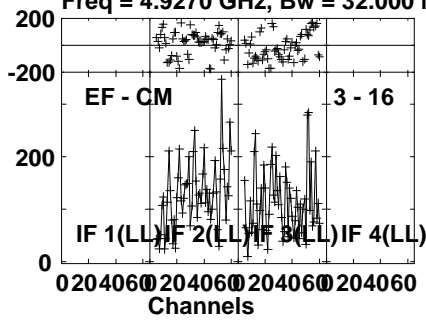


Lower frame: Micro Ampl Jy Top frame: Phas deg
Vector averaged cross-power spectrum Several baselines displayed
Timerange: 00/17:06:30 to 00/17:11:00

Plot file version 635 created 13-FEB-2023 17:07:26

EW02900 EW029D 1.UVDATA.1

Freq = 4.9270 GHz, Bw = 32.000 MH No calibration applied and no bandpass applied



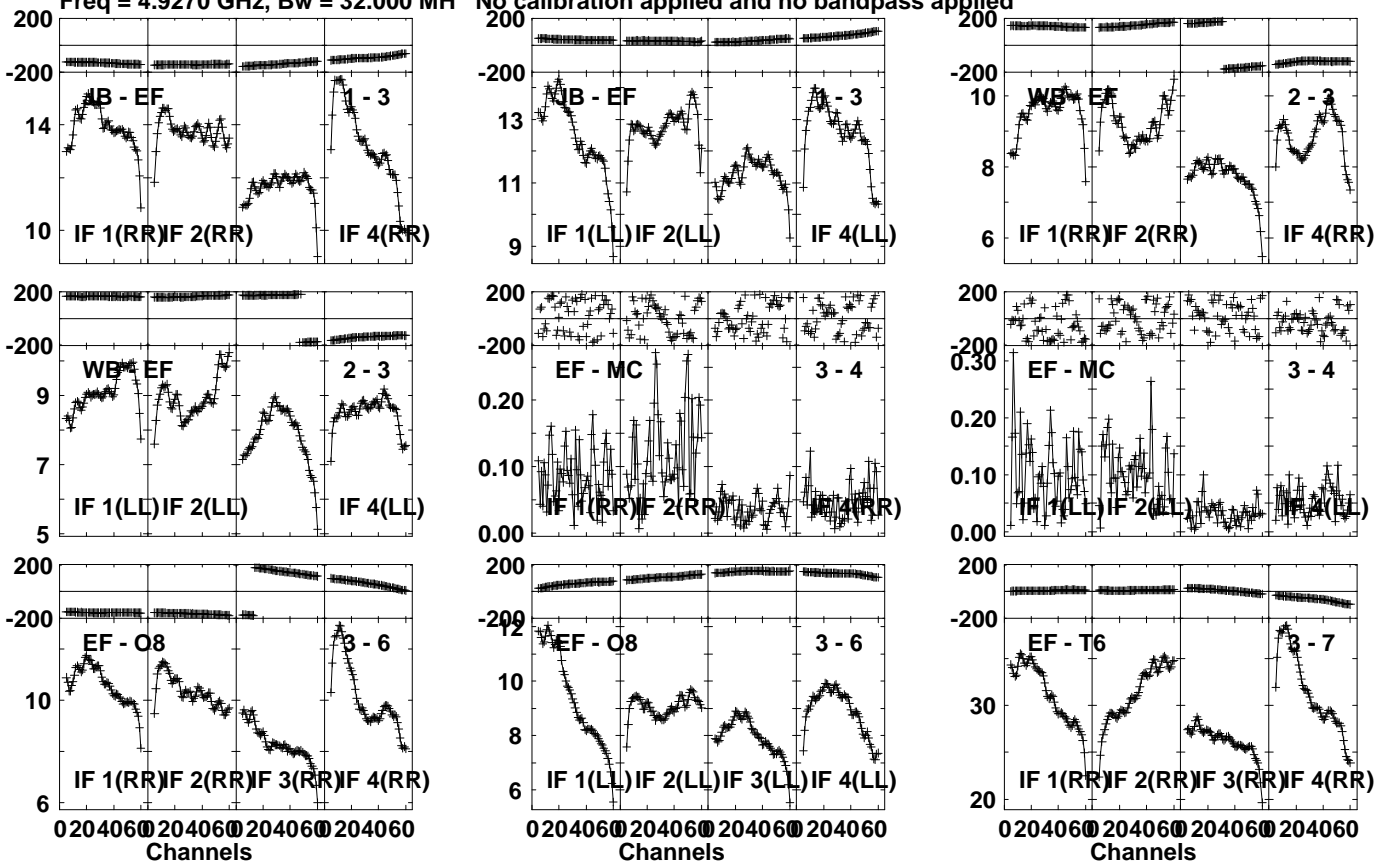
Lower frame: Micro Ampl Jy Top frame: Phas deg
Vector averaged cross-power spectrum Several baselines displayed
Timerange: 00/17:06:30 to 00/17:11:00

Plot file version 636 created 13-FEB-2023 17:07:26

J0958+65 EW029D 1.UVDATA.1

Freq = 4.9270 GHz, Bw = 32.000 MH

No calibration applied and no bandpass applied



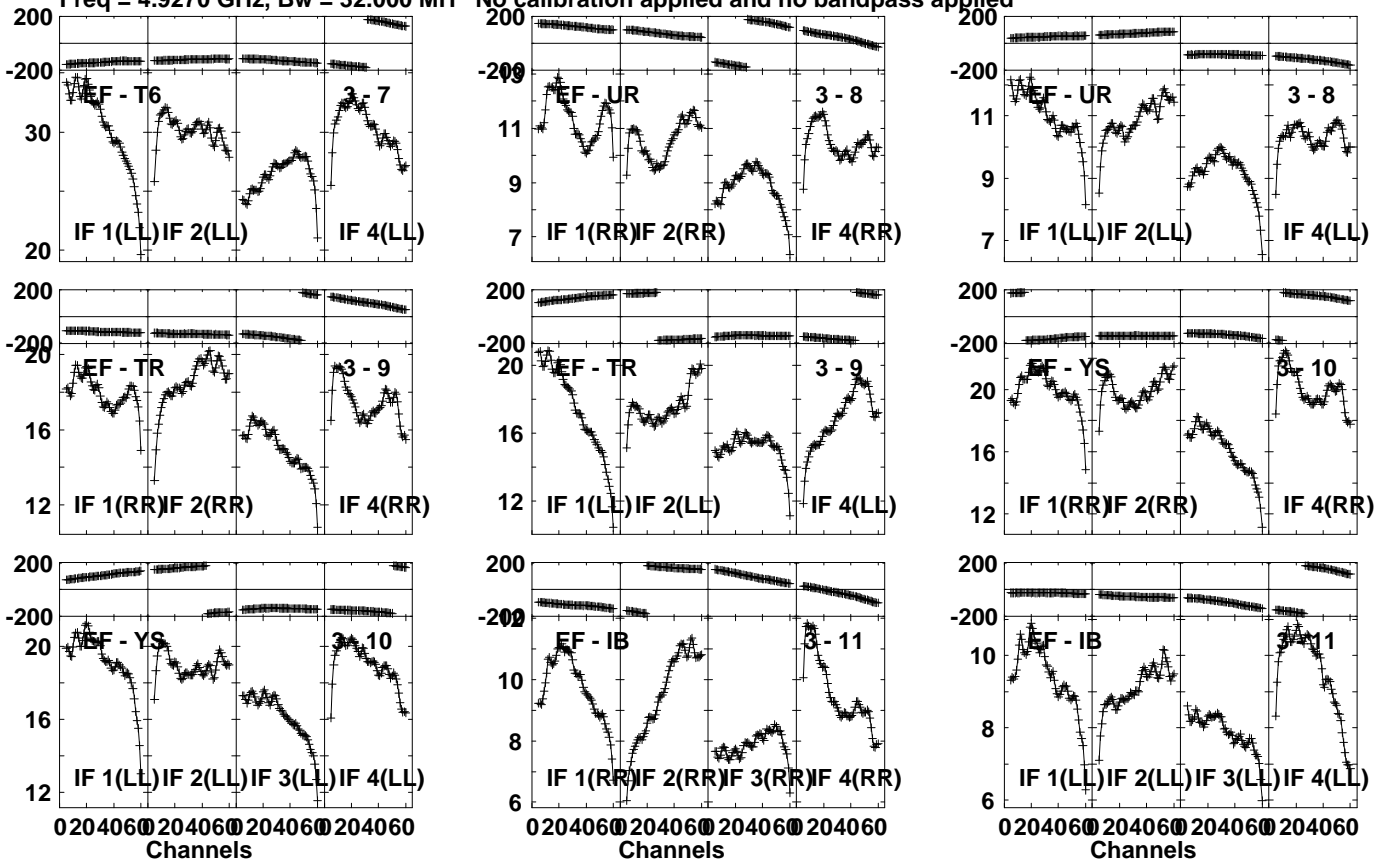
Lower frame: Milli Ampl Jy Top frame: Phas deg
Vector averaged cross-power spectrum Several baselines displayed
Timerange: 00/17:11:50 to 00/17:13:30

Plot file version 637 created 13-FEB-2023 17:07:27

J0958+65 EW029D 1.UVDATA.1

Freq = 4.9270 GHz, Bw = 32.000 MH

No calibration applied and no bandpass applied



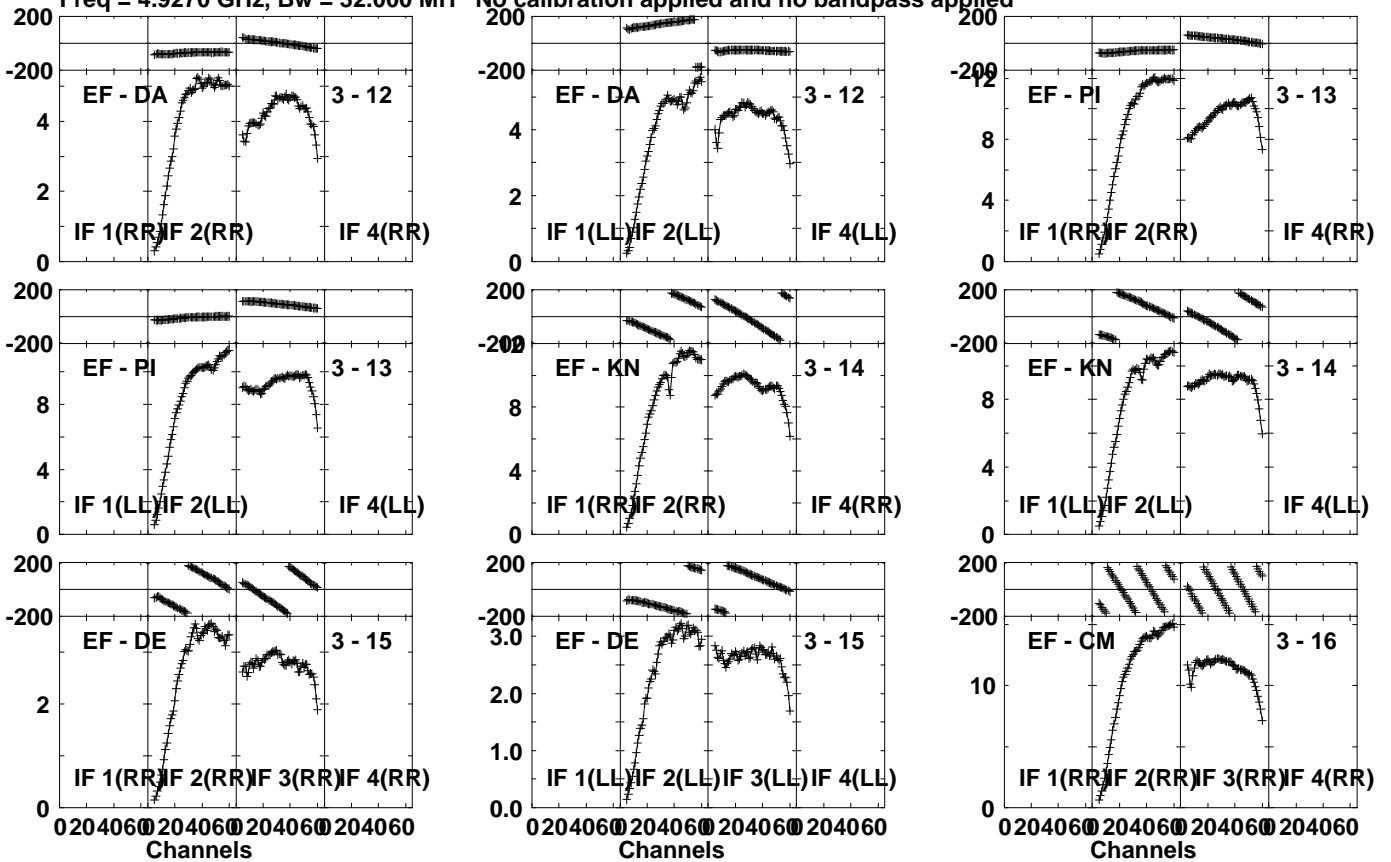
Lower frame: Milli Ampl Jy Top frame: Phas deg
Vector averaged cross-power spectrum Several baselines displayed
Timerange: 00/17:11:50 to 00/17:13:30

Plot file version 638 created 13-FEB-2023 17:07:27

J0958+65 EW029D 1.UVDATA.1

Freq = 4.9270 GHz, Bw = 32.000 MH

No calibration applied and no bandpass applied

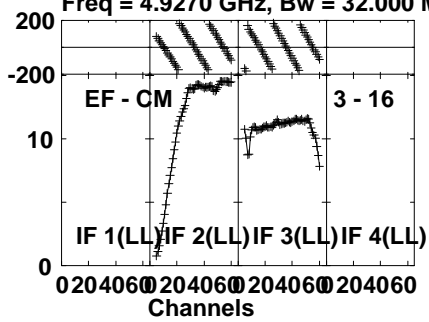


Lower frame: Milli Ampl Jy Top frame: Phas deg
Vector averaged cross-power spectrum Several baselines displayed
Timerange: 00/17:11:50 to 00/17:13:30

Plot file version 639 created 13-FEB-2023 17:07:27

J0958+65 EW029D 1.UVDATA.1

Freq = 4.9270 GHz, Bw = 32.000 MH No calibration applied and no bandpass applied



Lower frame: Milli Ampl Jy Top frame: Phas deg

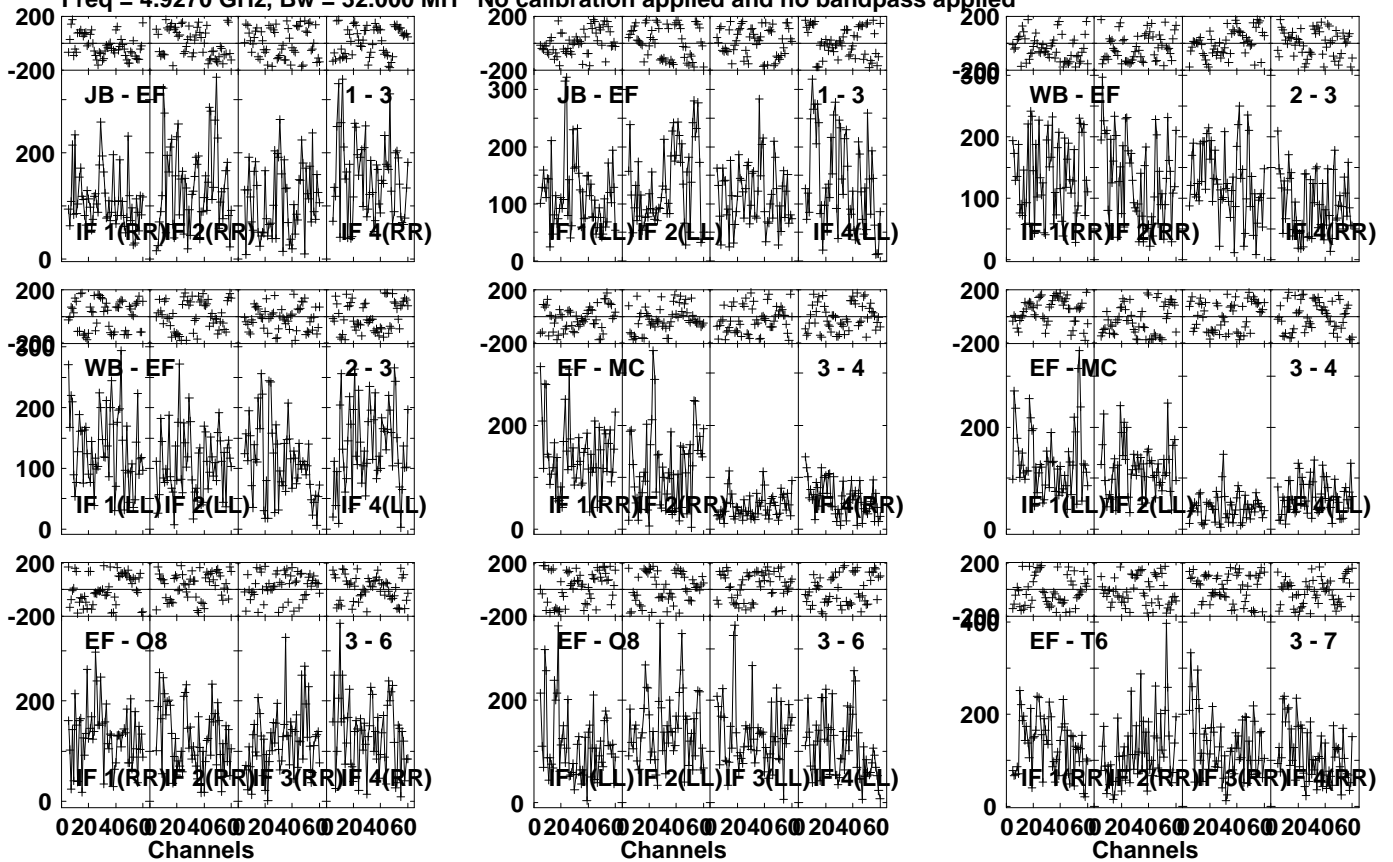
Vector averaged cross-power spectrum Several baselines displayed

Timerange: 00/17:11:50 to 00/17:13:30

Plot file version 640 created 13-FEB-2023 17:07:27

EW02900 EW029D 1.UVDATA.1

Freq = 4.9270 GHz, Bw = 32.000 MH No calibration applied and no bandpass applied

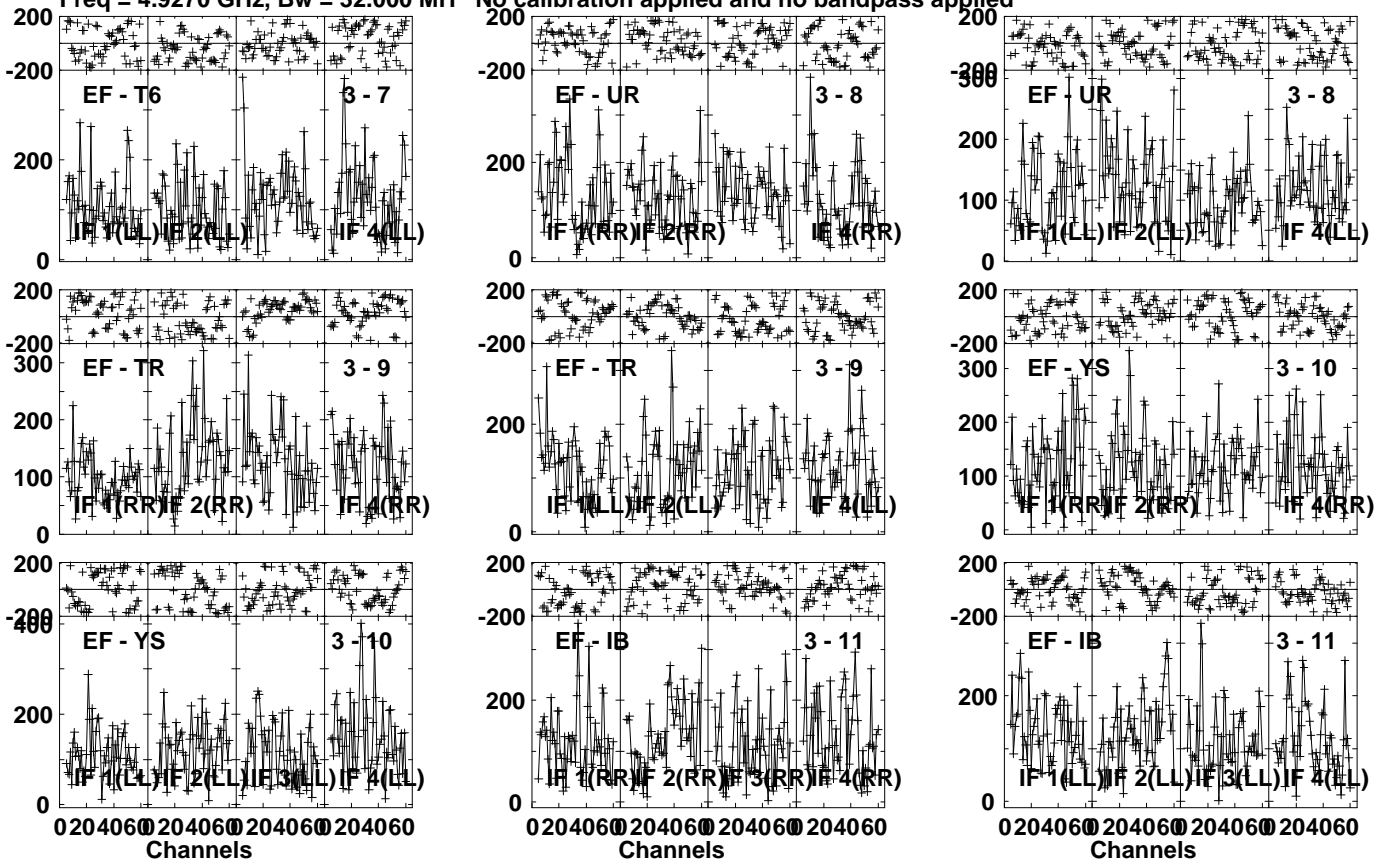


Lower frame: Micro Ampl Jy Top frame: Phas deg
Vector averaged cross-power spectrum Several baselines displayed
Timerange: 00/17:13:31 to 00/17:17:59

Plot file version 641 created 13-FEB-2023 17:07:27

EW02900 EW029D 1.UVDATA.1

Freq = 4.9270 GHz, Bw = 32.000 MH No calibration applied and no bandpass applied



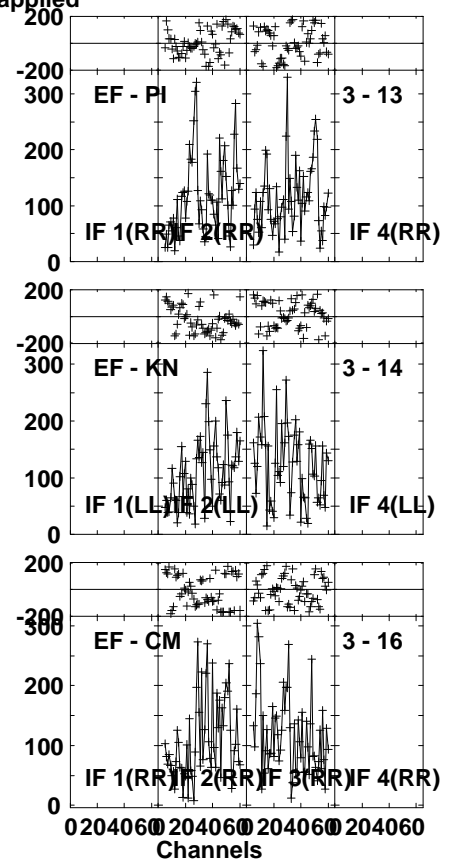
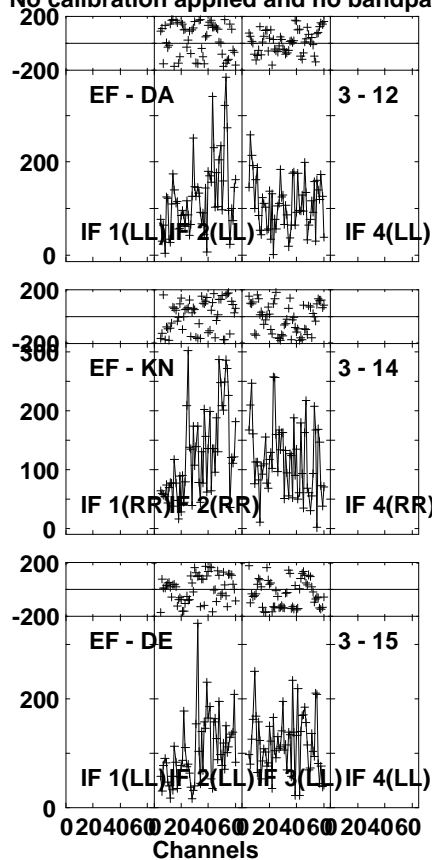
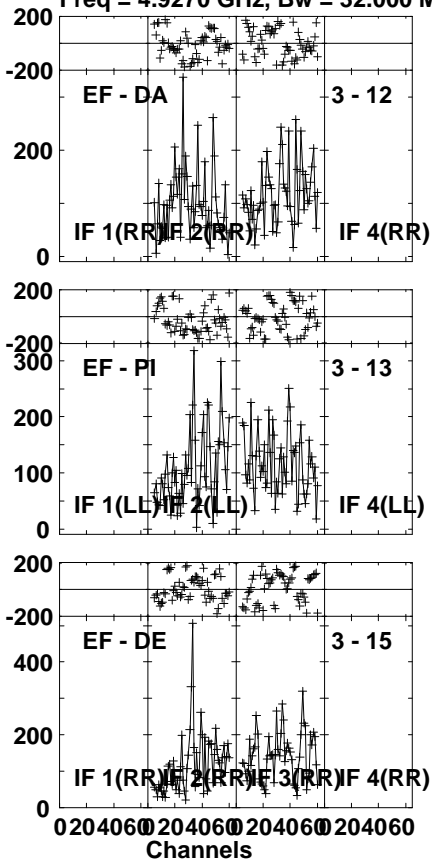
Lower frame: Micro Ampl Jy Top frame: Phas deg
Vector averaged cross-power spectrum Several baselines displayed
Timerange: 00/17:13:31 to 00/17:17:59

Plot file version 642 created 13-FEB-2023 17:07:27

EW02900 EW029D 1.UVDATA.1

Freq = 4.9270 GHz, Bw = 32.000 MH

No calibration applied and no bandpass applied

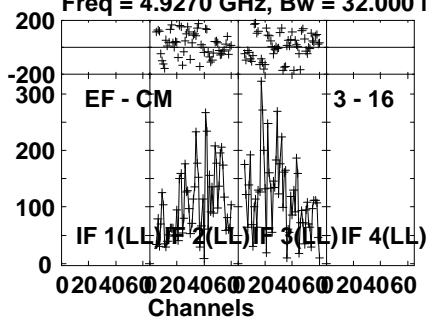


Lower frame: Micro Ampl Jy Top frame: Phas deg
Vector averaged cross-power spectrum Several baselines displayed
Timerange: 00/17:13:31 to 00/17:17:59

Plot file version 643 created 13-FEB-2023 17:07:27

EW02900 EW029D 1.UVDATA.1

Freq = 4.9270 GHz, Bw = 32.000 MH No calibration applied and no bandpass applied



Lower frame: Micro Ampl Jy Top frame: Phas deg

Vector averaged cross-power spectrum Several baselines displayed

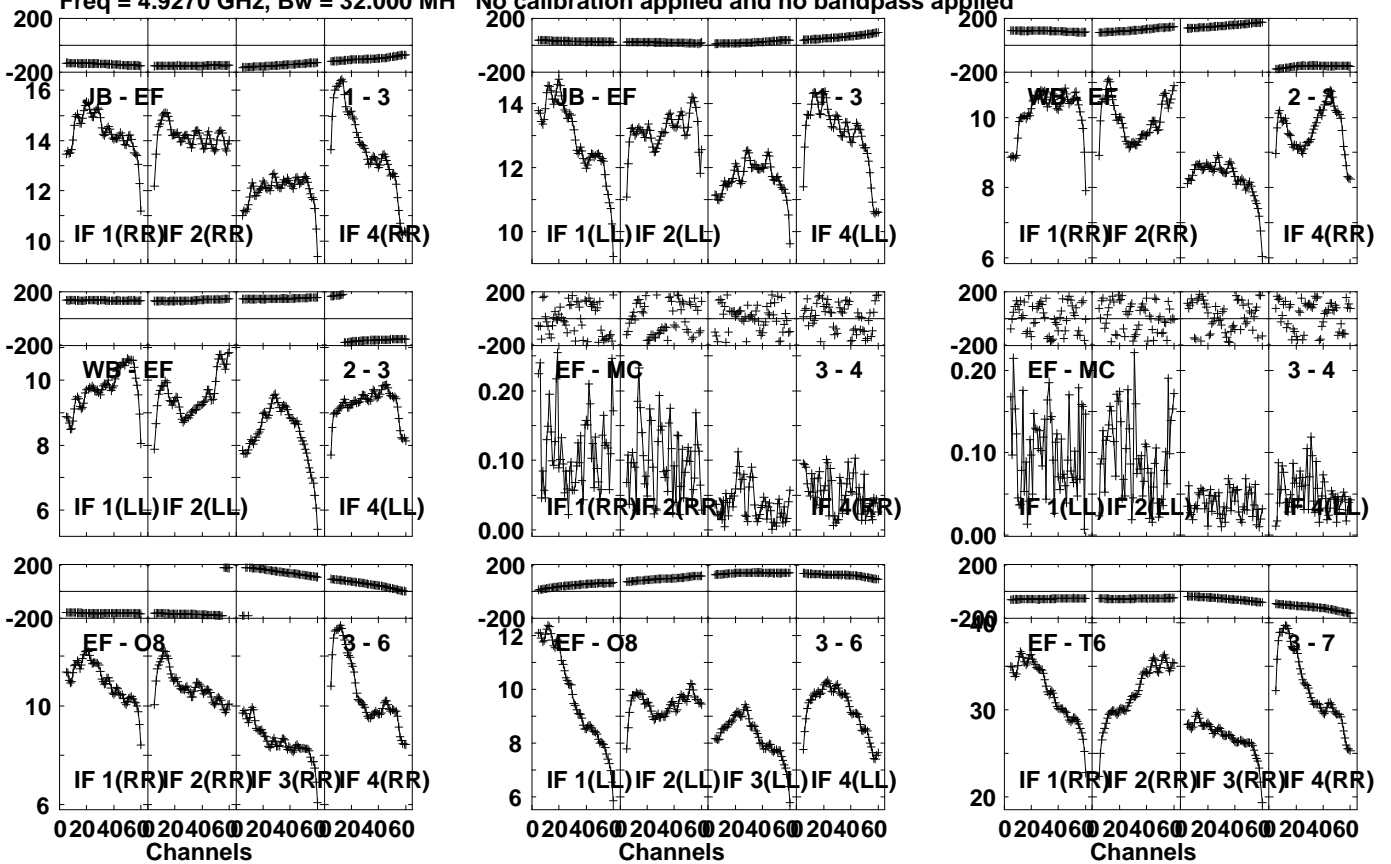
Timerange: 00/17:13:31 to 00/17:17:59

Plot file version 644 created 13-FEB-2023 17:07:27

J0958+65 EW029D 1.UVDATA.1

Freq = 4.9270 GHz, Bw = 32.000 MH

No calibration applied and no bandpass applied



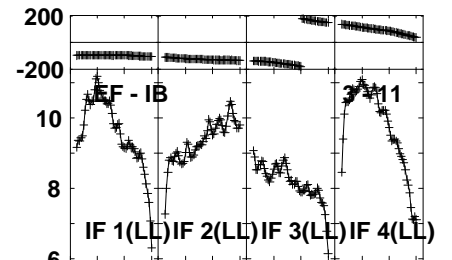
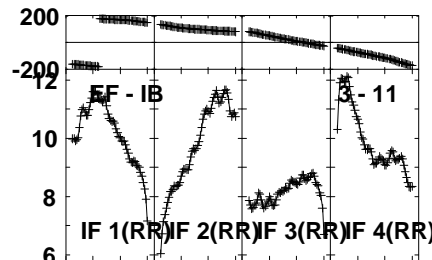
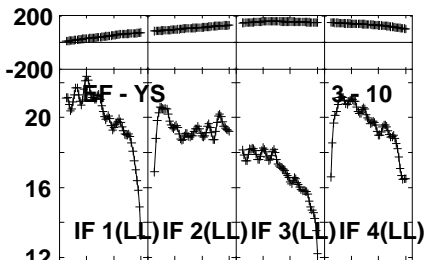
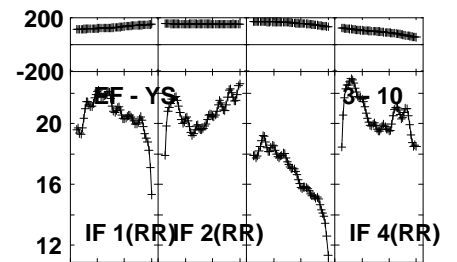
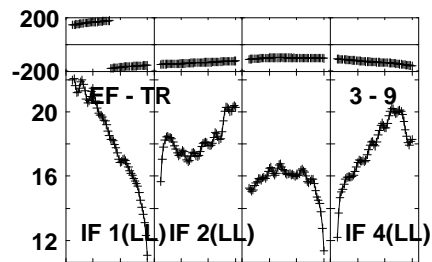
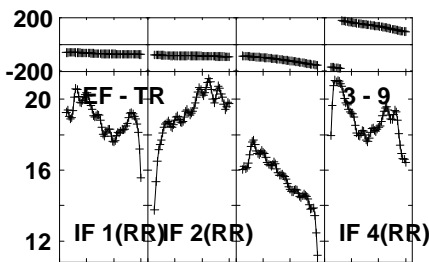
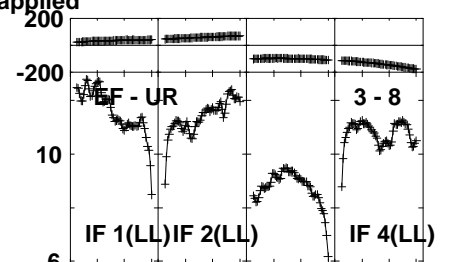
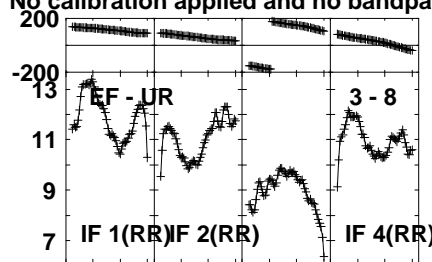
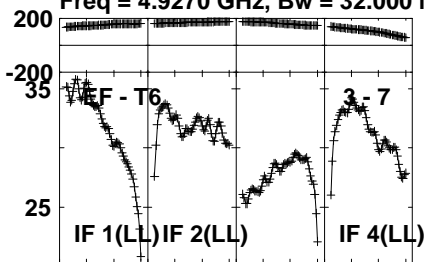
Lower frame: Milli Ampl Jy Top frame: Phas deg
Vector averaged cross-power spectrum Several baselines displayed
Timerange: 00/17:18:51 to 00/17:20:30

Plot file version 645 created 13-FEB-2023 17:07:28

J0958+65 EW029D 1.UVDATA.1

Freq = 4.9270 GHz, Bw = 32.000 MH

No calibration applied and no bandpass applied



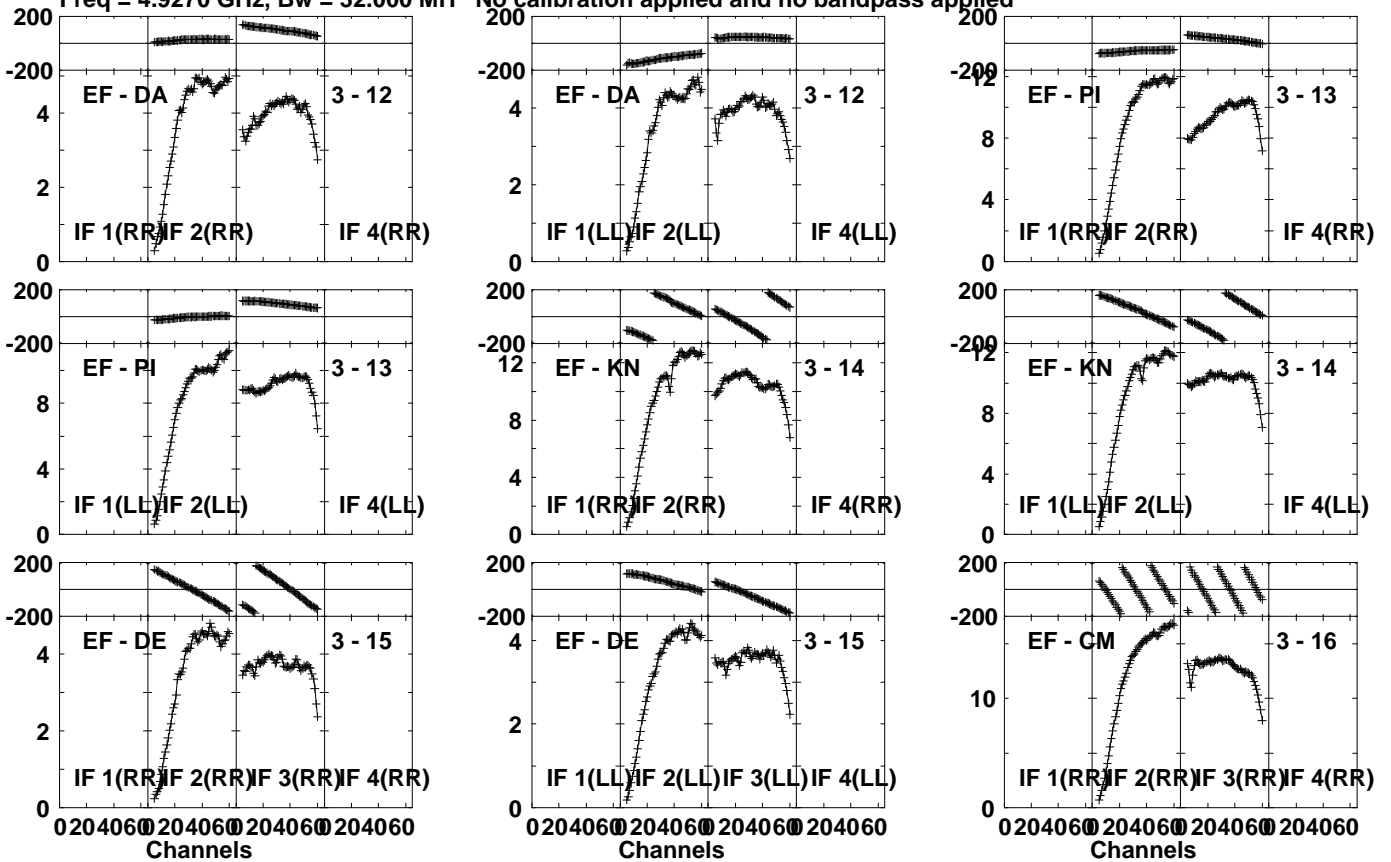
Lower frame: Milli Ampl Jy Top frame: Phas deg
Vector averaged cross-power spectrum Several baselines displayed
Timerange: 00/17:18:51 to 00/17:20:30

Plot file version 646 created 13-FEB-2023 17:07:28

J0958+65 EW029D 1.UVDATA.1

Freq = 4.9270 GHz, Bw = 32.000 MH

No calibration applied and no bandpass applied

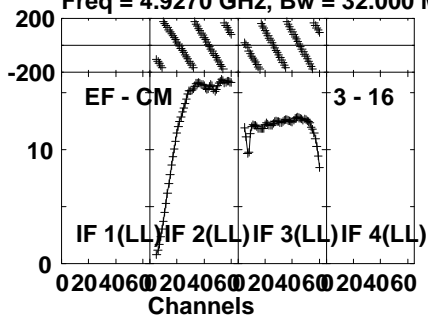


Lower frame: Milli Ampl Jy Top frame: Phas deg
Vector averaged cross-power spectrum Several baselines displayed
Timerange: 00/17:18:51 to 00/17:20:30

Plot file version 647 created 13-FEB-2023 17:07:28

J0958+65 EW029D 1.UVDATA.1

Freq = 4.9270 GHz, Bw = 32.000 MH No calibration applied and no bandpass applied



Lower frame: Milli Ampl Jy Top frame: Phas deg

Vector averaged cross-power spectrum Several baselines displayed

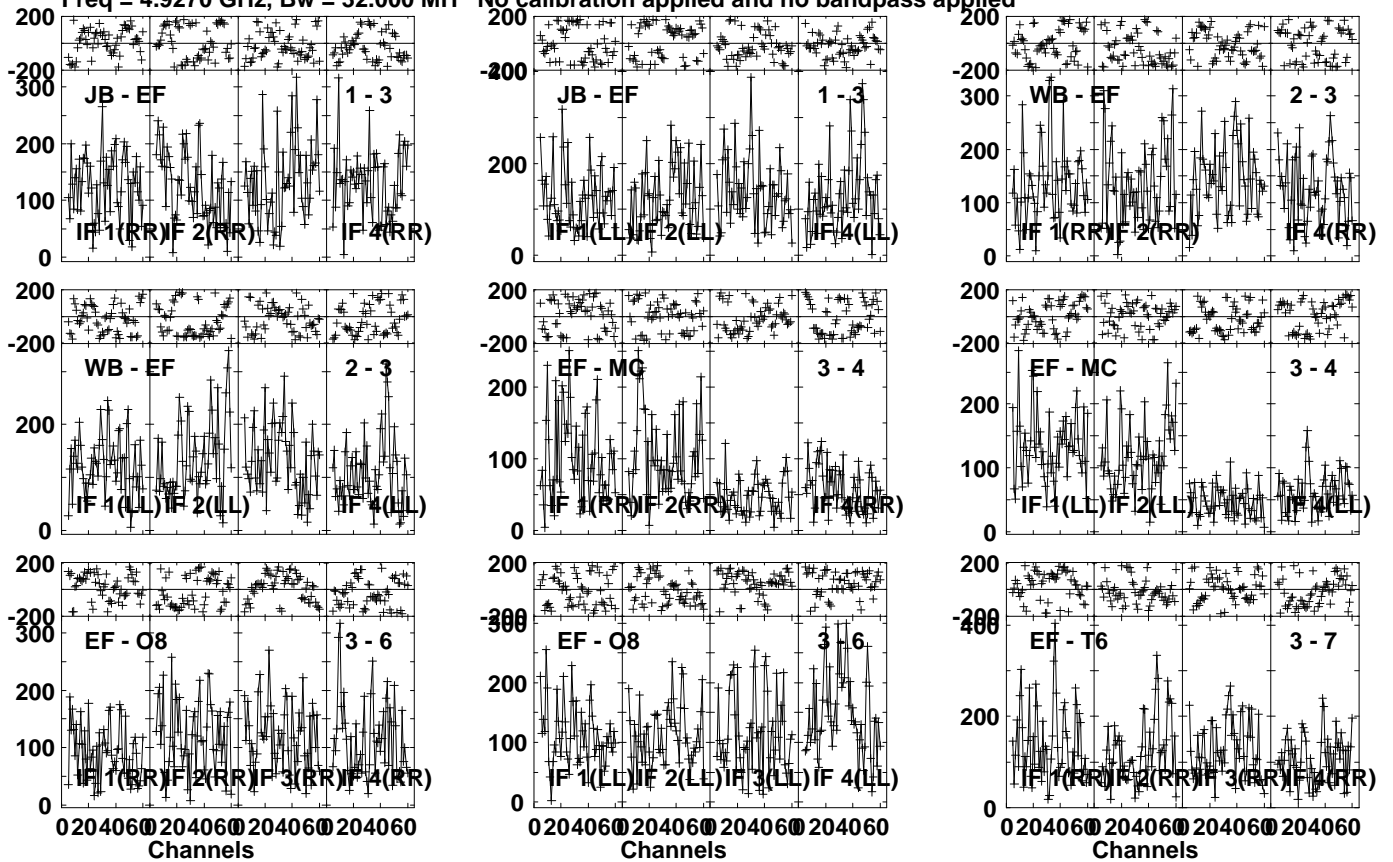
Timerange: 00/17:18:51 to 00/17:20:30

Plot file version 648 created 13-FEB-2023 17:07:28

EW02900 EW029D 1.UVDATA.1

Freq = 4.9270 GHz, Bw = 32.000 MH

No calibration applied and no bandpass applied

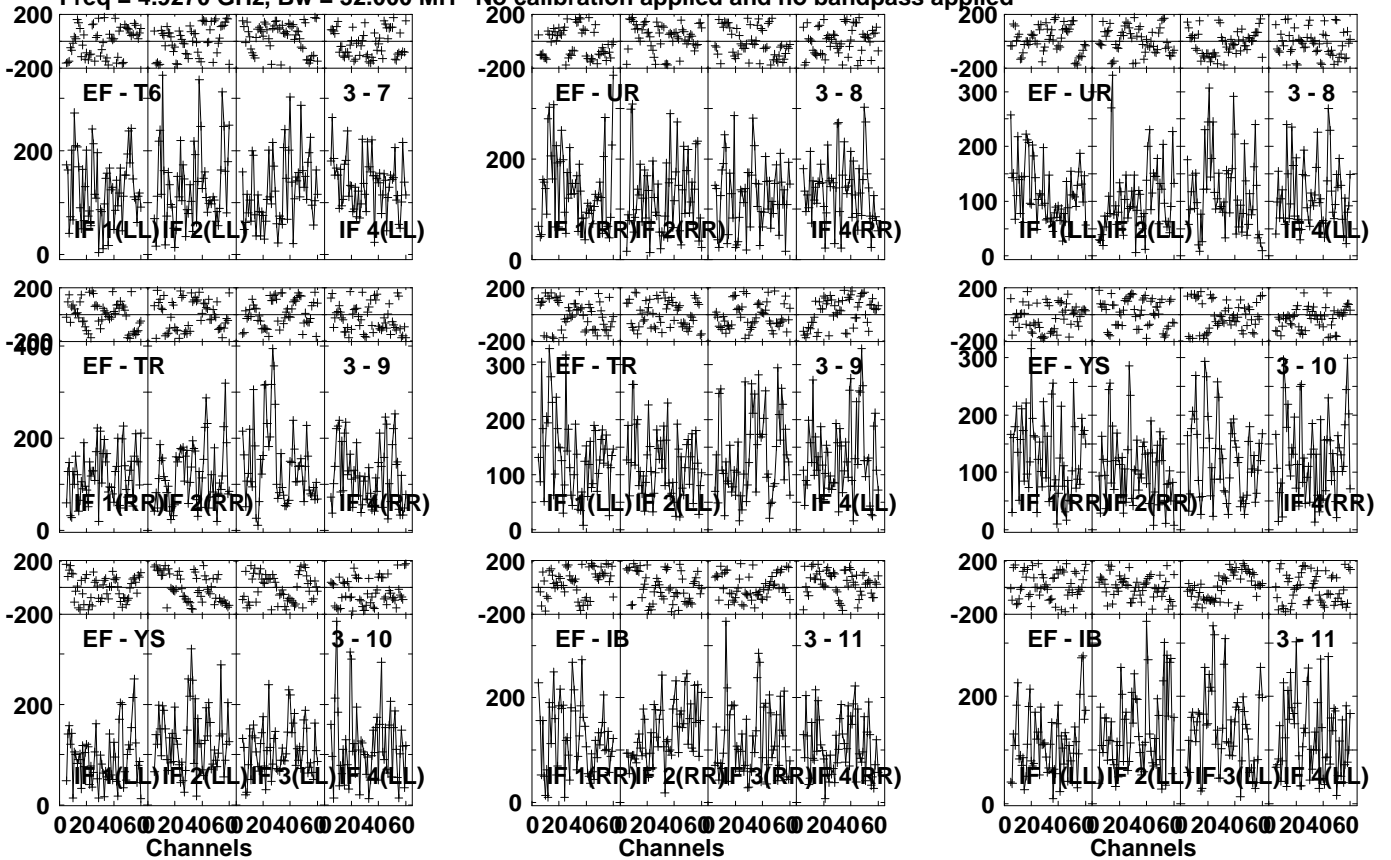


Lower frame: Micro Ampl Jy Top frame: Phas deg
Vector averaged cross-power spectrum Several baselines displayed
Timerange: 00/17:20:31 to 00/17:24:59

Plot file version 649 created 13-FEB-2023 17:07:28

EW02900 EW029D 1.UVDATA.1

Freq = 4.9270 GHz, Bw = 32.000 MH No calibration applied and no bandpass applied

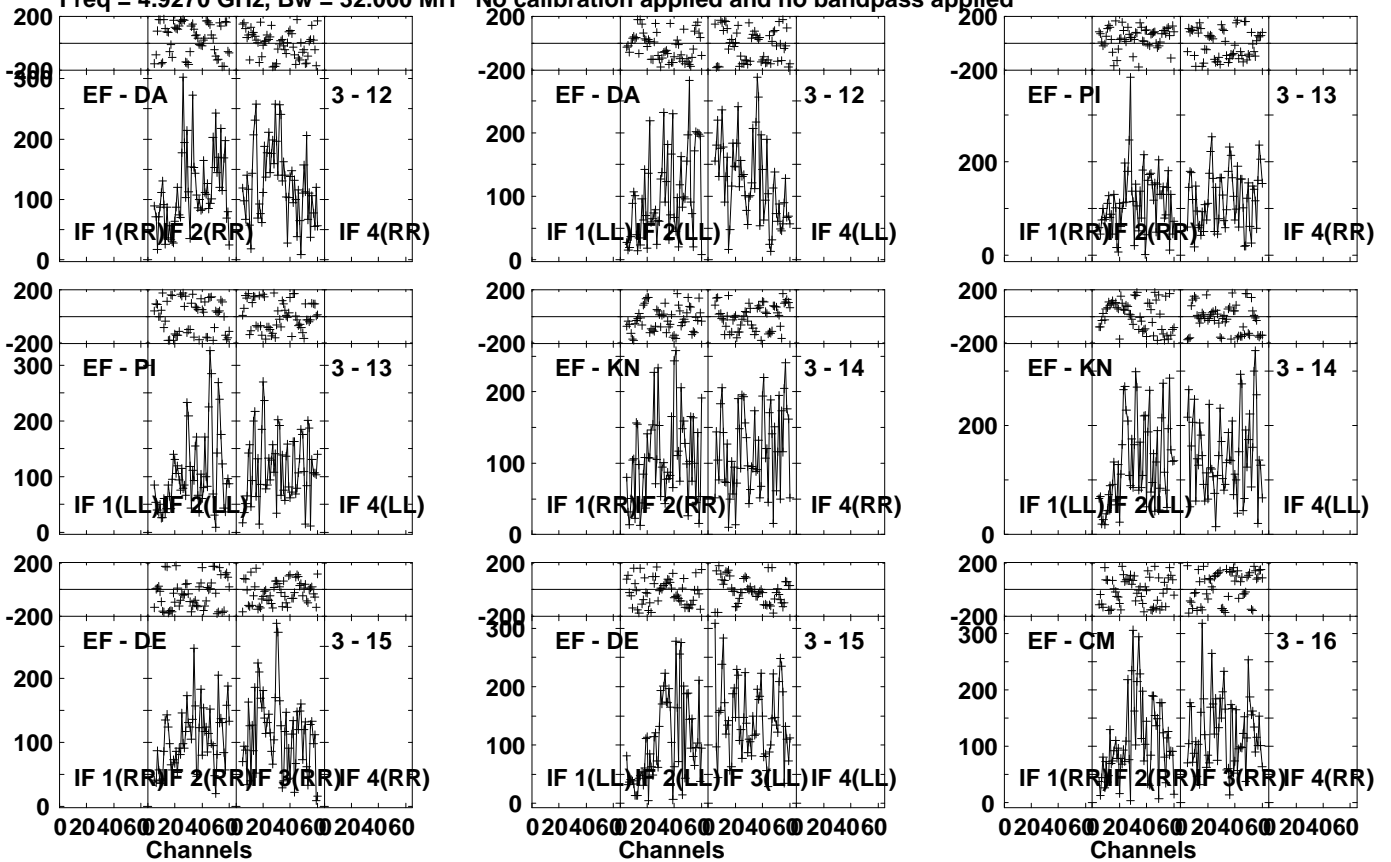


Lower frame: Micro Ampl Jy Top frame: Phas deg
Vector averaged cross-power spectrum Several baselines displayed
Timerange: 00/17:20:31 to 00/17:24:59

Plot file version 650 created 13-FEB-2023 17:07:28

EW02900 EW029D 1.UVDATA.1

Freq = 4.9270 GHz, Bw = 32.000 MH No calibration applied and no bandpass applied

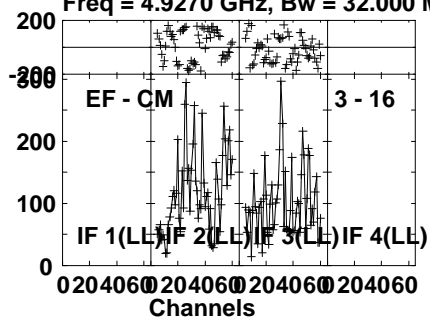


Lower frame: Micro Ampl Jy Top frame: Phas deg
Vector averaged cross-power spectrum Several baselines displayed
Timerange: 00/17:20:31 to 00/17:24:59

Plot file version 651 created 13-FEB-2023 17:07:29

EW02900 EW029D 1.UVDATA.1

Freq = 4.9270 GHz, Bw = 32.000 MH No calibration applied and no bandpass applied



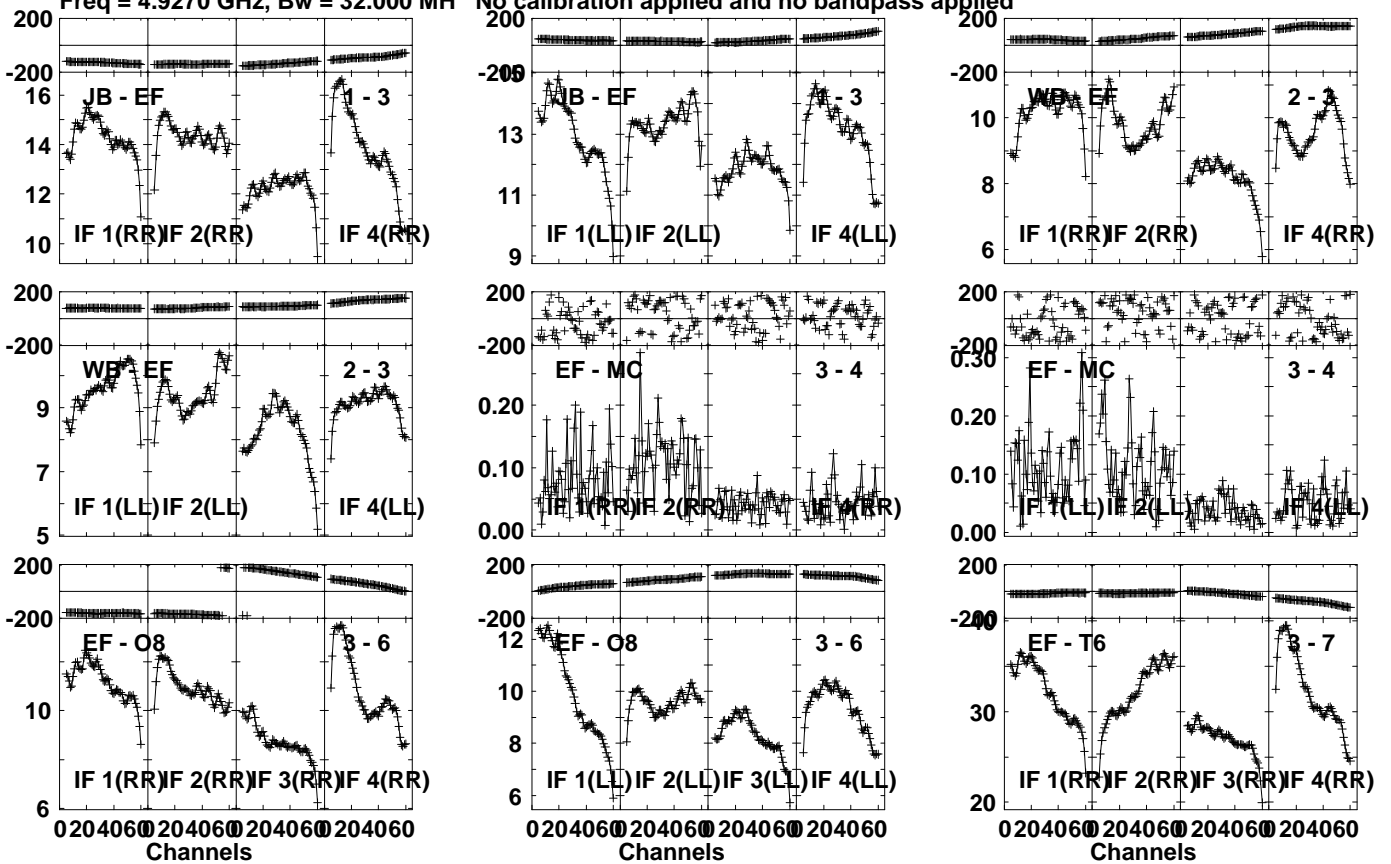
Lower frame: Micro Ampl Jy Top frame: Phas deg
Vector averaged cross-power spectrum Several baselines displayed
Timerange: 00/17:20:31 to 00/17:24:59

Plot file version 652 created 13-FEB-2023 17:07:29

J0958+65 EW029D 1.UVDATA.1

Freq = 4.9270 GHz, Bw = 32.000 MH

No calibration applied and no bandpass applied



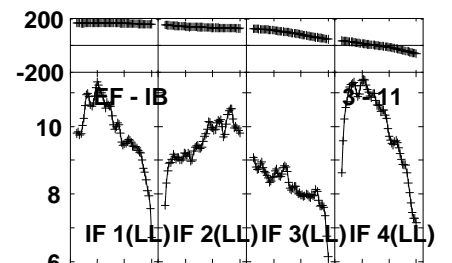
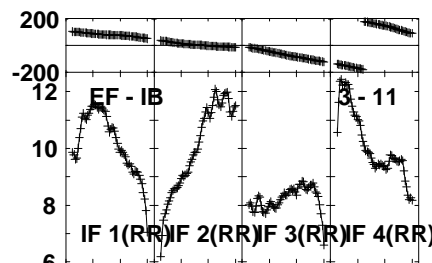
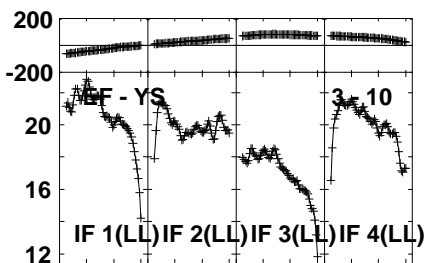
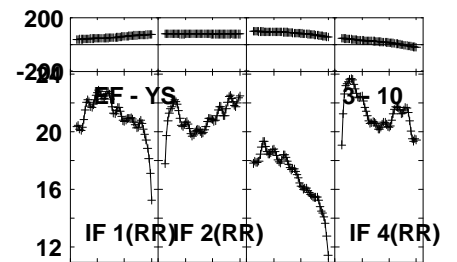
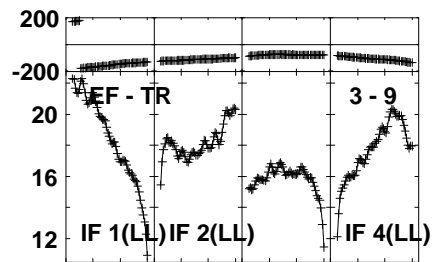
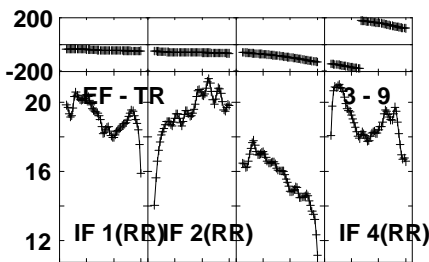
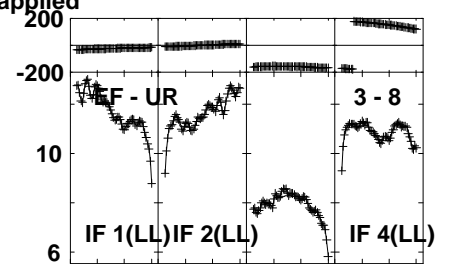
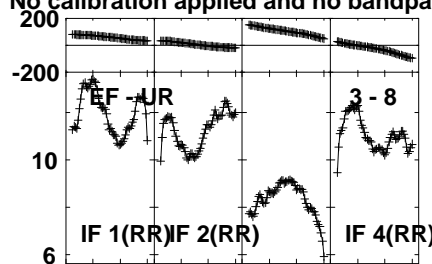
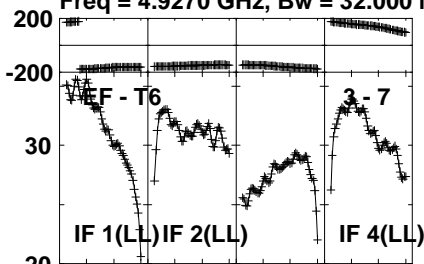
Lower frame: Milli Ampl Jy Top frame: Phas deg
 Vector averaged cross-power spectrum Several baselines displayed
 Timerange: 00/17:25:00 to 00/17:27:30

Plot file version 653 created 13-FEB-2023 17:07:29

J0958+65 EW029D 1.UVDATA.1

Freq = 4.9270 GHz, Bw = 32.000 MH

No calibration applied and no bandpass applied



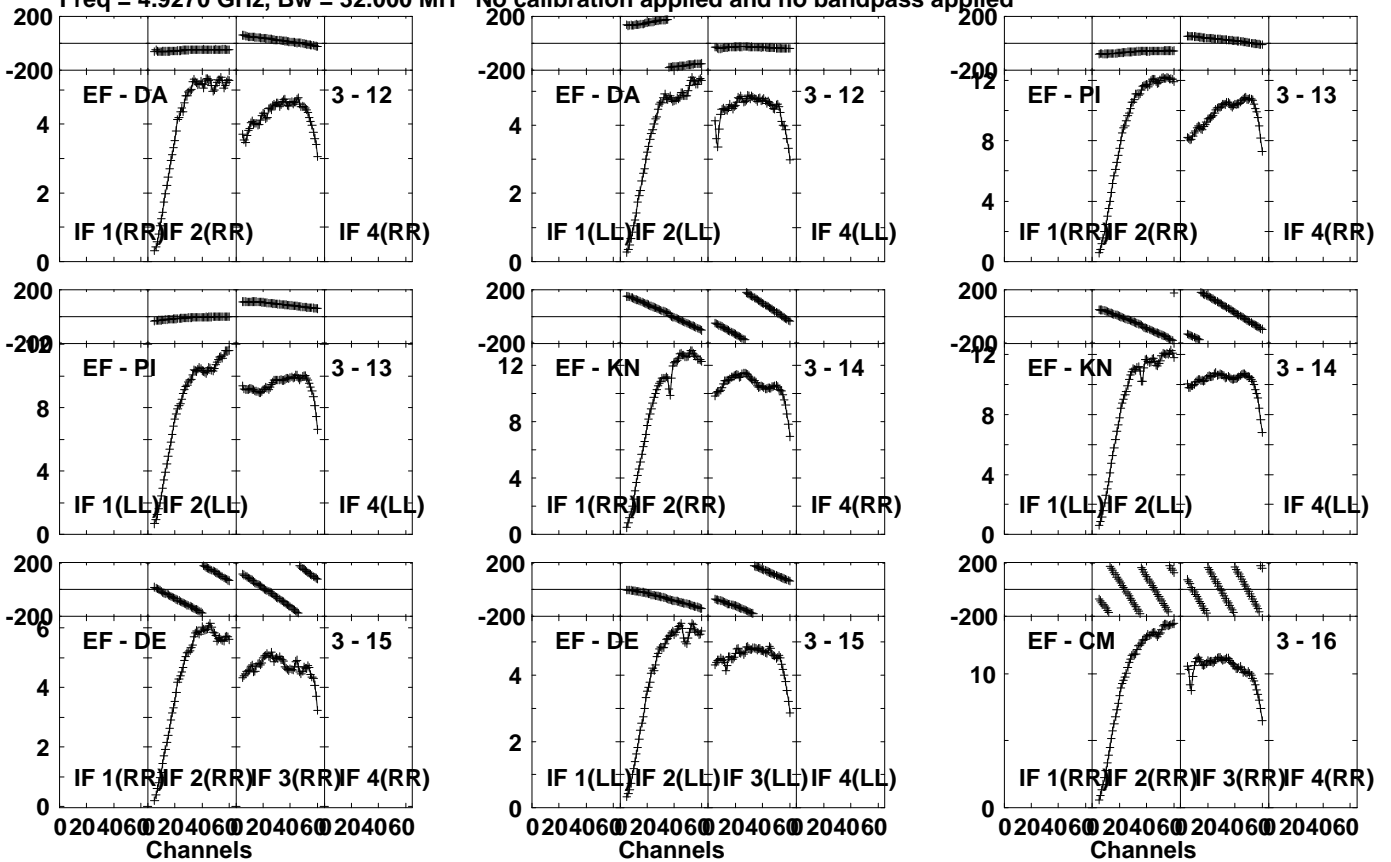
Lower frame: Milli Ampl Jy Top frame: Phas deg
Vector averaged cross-power spectrum Several baselines displayed
Timerange: 00/17:25:00 to 00/17:27:30

Plot file version 654 created 13-FEB-2023 17:07:29

J0958+65 EW029D 1.UVDATA.1

Freq = 4.9270 GHz, Bw = 32.000 MH

No calibration applied and no bandpass applied

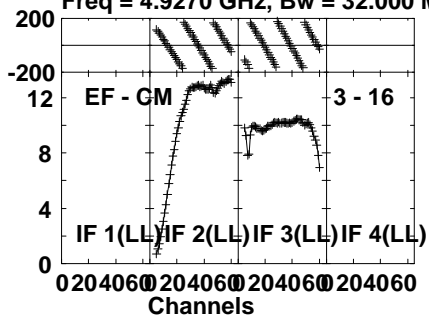


Lower frame: Milli Ampl Jy Top frame: Phas deg
Vector averaged cross-power spectrum Several baselines displayed
Timerange: 00/17:25:00 to 00/17:27:30

Plot file version 655 created 13-FEB-2023 17:07:29

J0958+65 EW029D 1.UVDATA.1

Freq = 4.9270 GHz, Bw = 32.000 MH No calibration applied and no bandpass applied

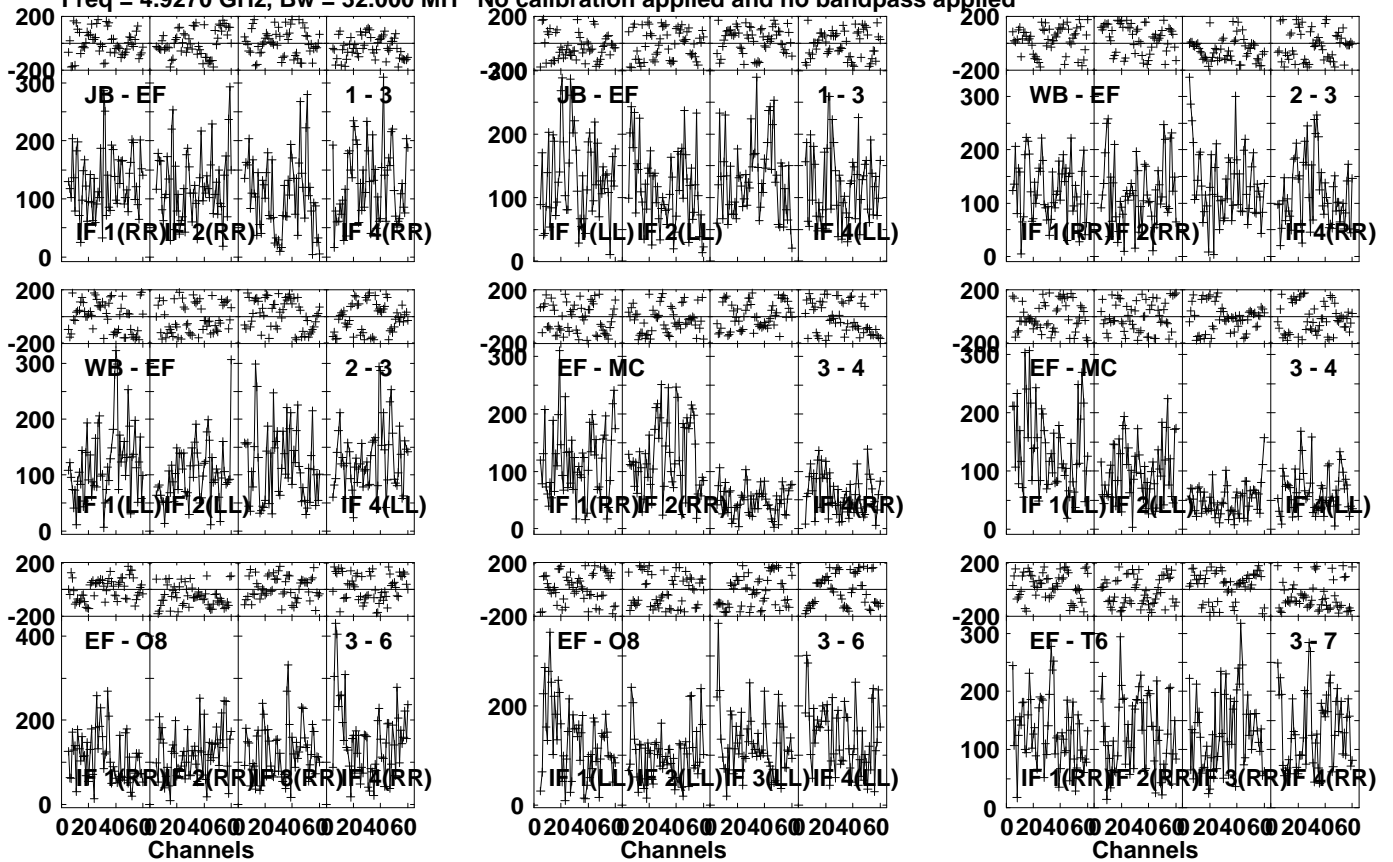


Lower frame: Milli Ampl Jy Top frame: Phas deg
Vector averaged cross-power spectrum Several baselines displayed
Timerange: 00/17:25:00 to 00/17:27:30

Plot file version 656 created 13-FEB-2023 17:07:29

EW02900 EW029D 1.UVDATA.1

Freq = 4.9270 GHz, Bw = 32.000 MH No calibration applied and no bandpass applied

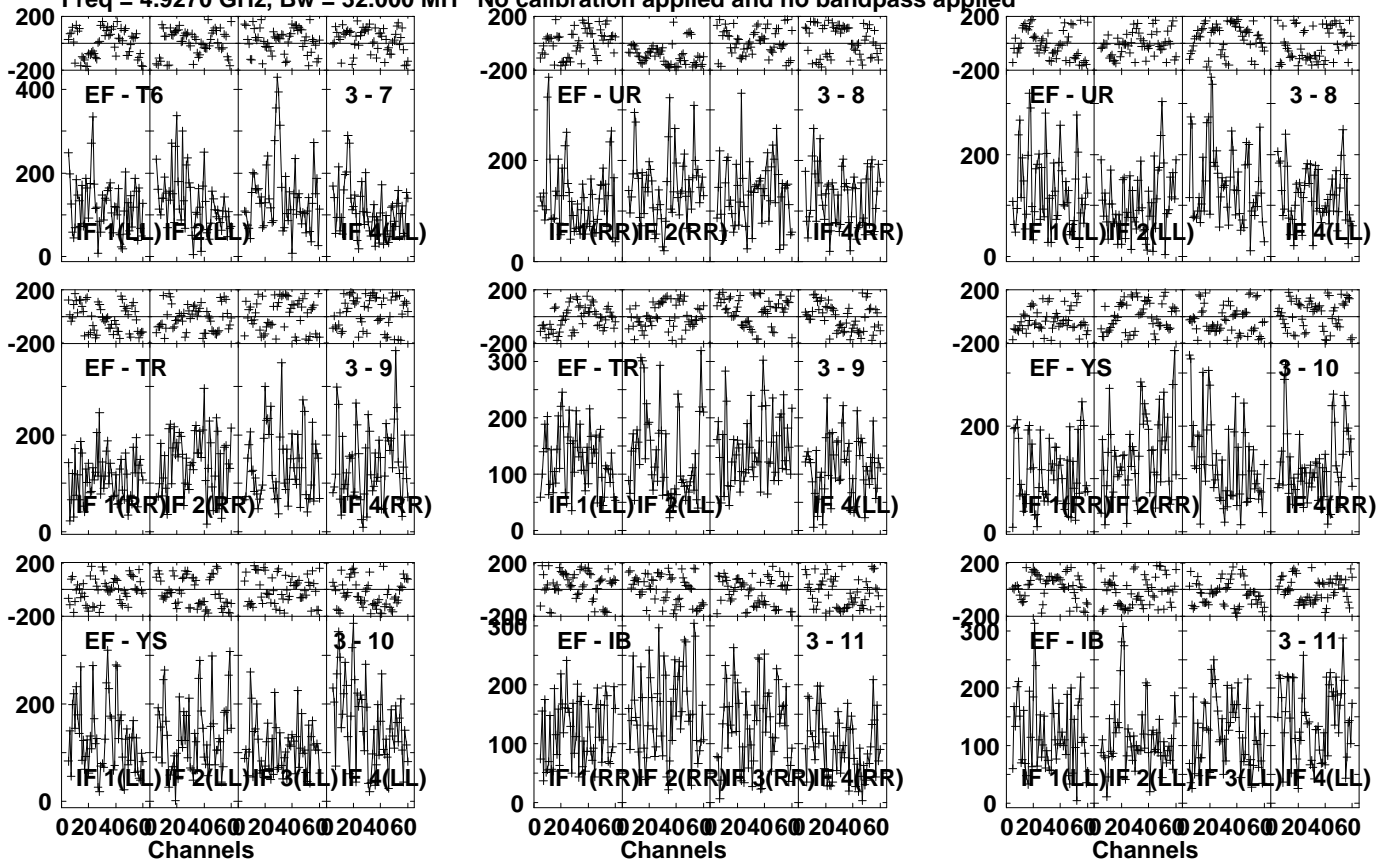


Lower frame: Micro Ampl Jy Top frame: Phas deg
Vector averaged cross-power spectrum Several baselines displayed
Timerange: 00/17:27:31 to 00/17:31:59

Plot file version 657 created 13-FEB-2023 17:07:29

EW02900 EW029D 1.UVDATA.1

Freq = 4.9270 GHz, Bw = 32.000 MH No calibration applied and no bandpass applied



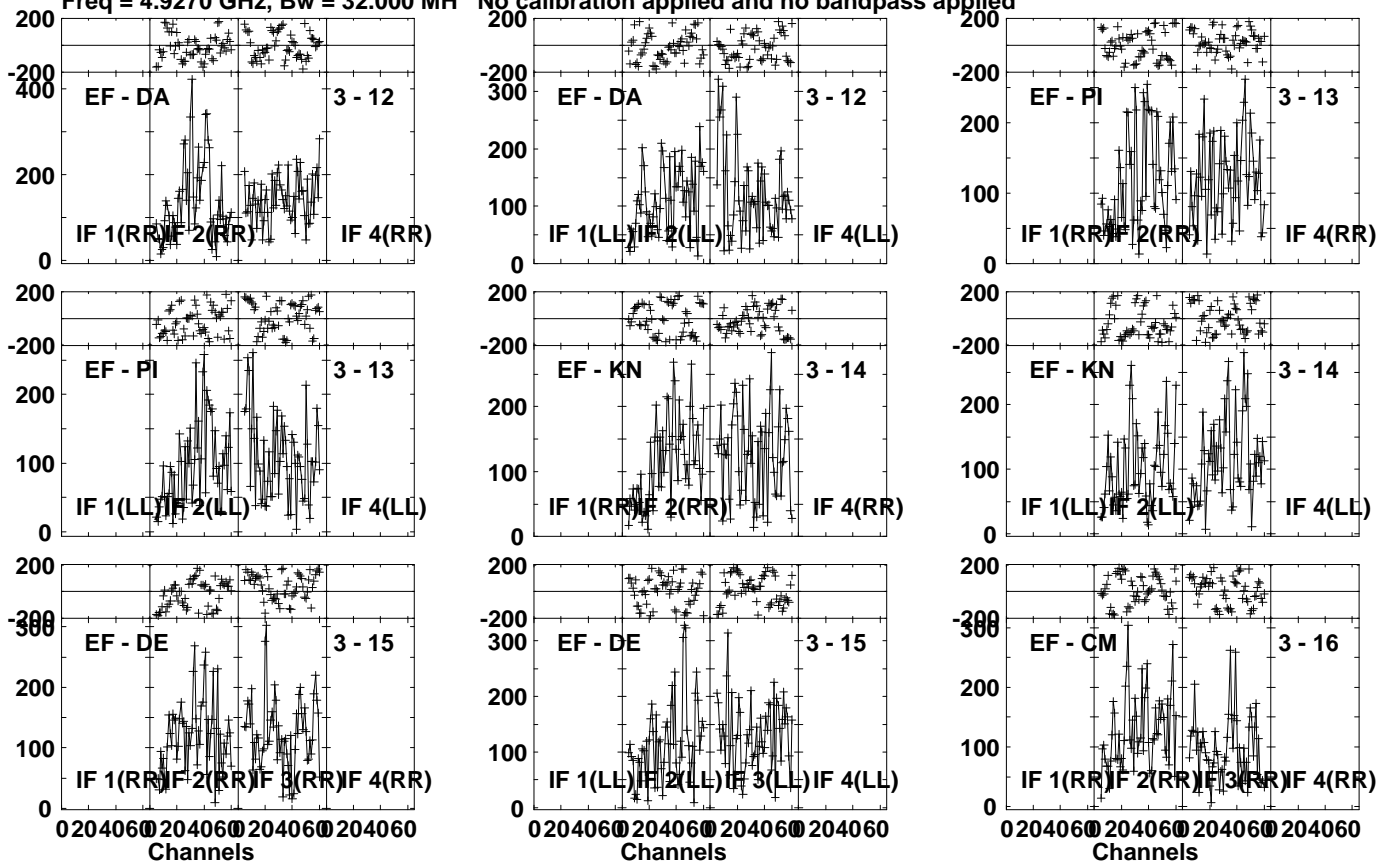
Lower frame: Micro Ampl Jy Top frame: Phas deg
Vector averaged cross-power spectrum Several baselines displayed
Timerange: 00/17:27:31 to 00/17:31:59

Plot file version 658 created 13-FEB-2023 17:07:30

EW02900 EW029D 1.UVDATA.1

Freq = 4.9270 GHz, Bw = 32.000 MH

No calibration applied and no bandpass applied

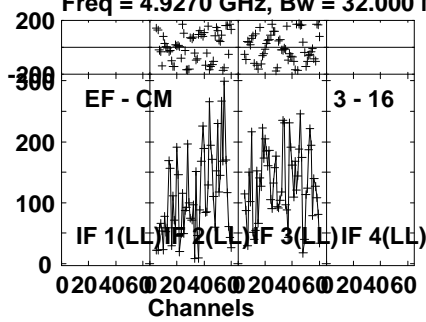


Lower frame: Micro Ampl Jy Top frame: Phas deg
Vector averaged cross-power spectrum Several baselines displayed
Timerange: 00/17:27:31 to 00/17:31:59

Plot file version 659 created 13-FEB-2023 17:07:30

EW02900 EW029D 1.UVDATA.1

Freq = 4.9270 GHz, Bw = 32.000 MH No calibration applied and no bandpass applied



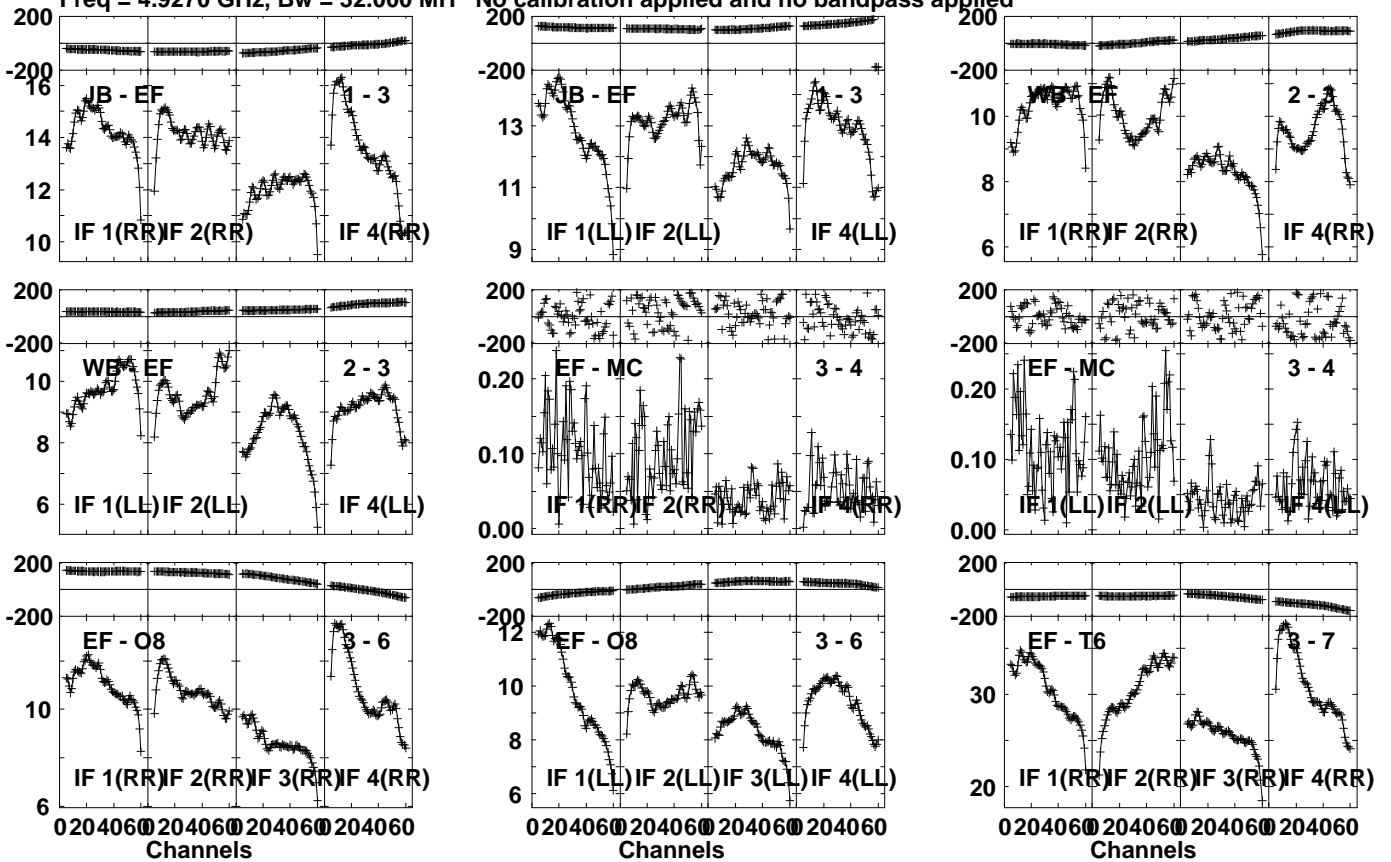
Lower frame: Micro Ampl Jy Top frame: Phas deg
Vector averaged cross-power spectrum Several baselines displayed
Timerange: 00/17:27:31 to 00/17:31:59

Plot file version 660 created 13-FEB-2023 17:07:30

J0958+65 EW029D 1.UVDATA.1

Freq = 4.9270 GHz, Bw = 32.000 MH

No calibration applied and no bandpass applied



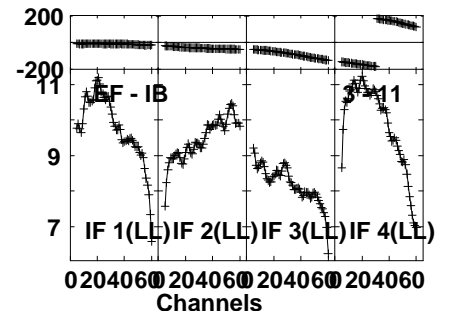
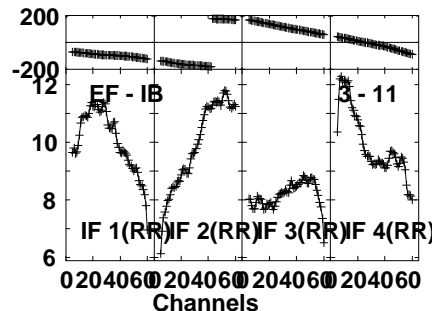
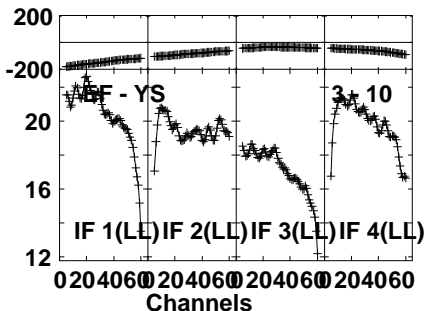
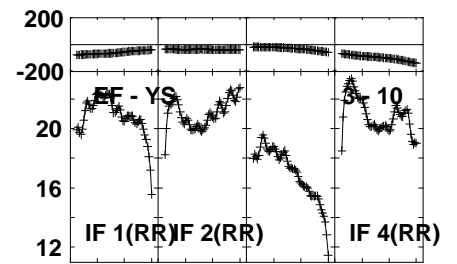
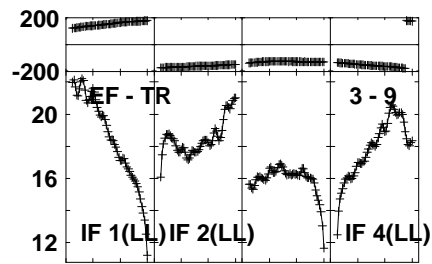
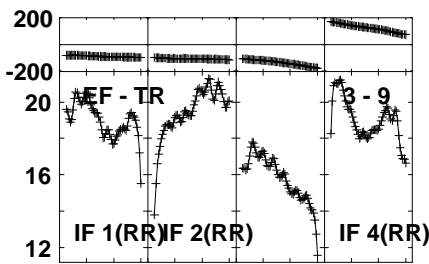
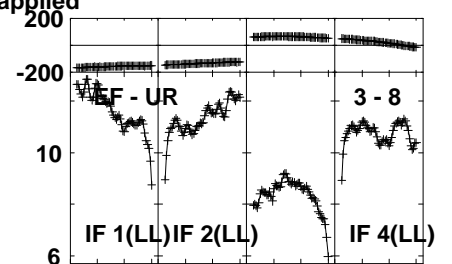
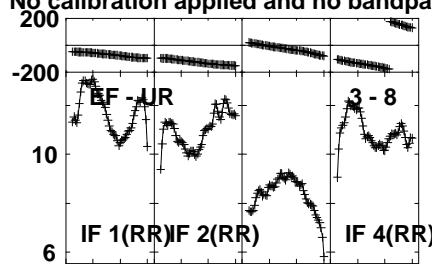
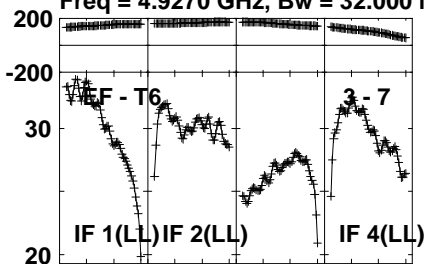
Lower frame: Milli Ampl Jy Top frame: Phas deg
Vector averaged cross-power spectrum Several baselines displayed
Timerange: 00/17:32:50 to 00/17:34:29

Plot file version 661 created 13-FEB-2023 17:07:30

J0958+65 EW029D 1.UVDATA.1

Freq = 4.9270 GHz, Bw = 32.000 MH

No calibration applied and no bandpass applied



Lower frame: Milli Ampl Jy Top frame: Phas deg

Vector averaged cross-power spectrum Several baselines displayed

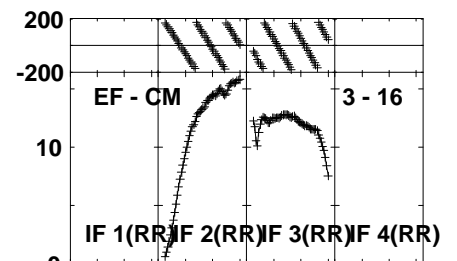
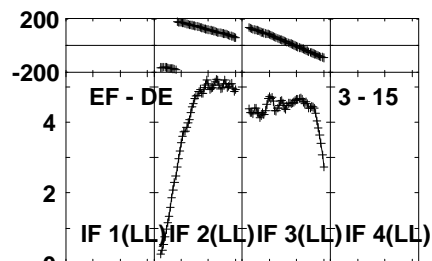
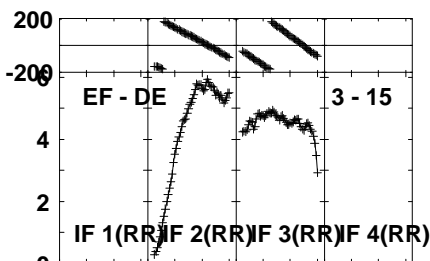
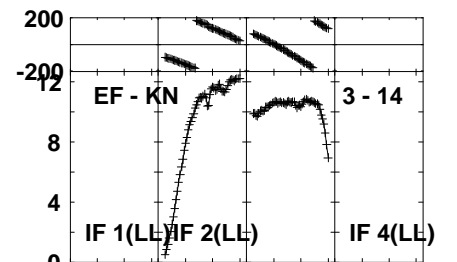
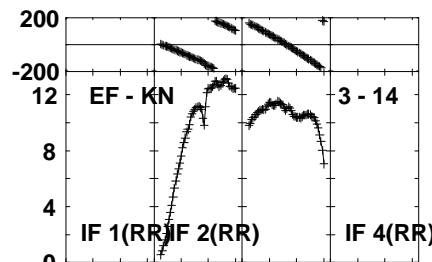
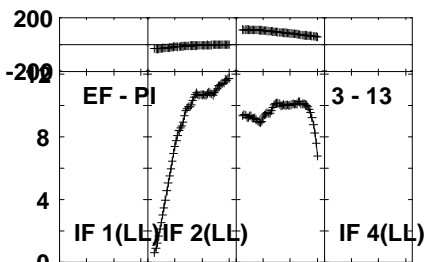
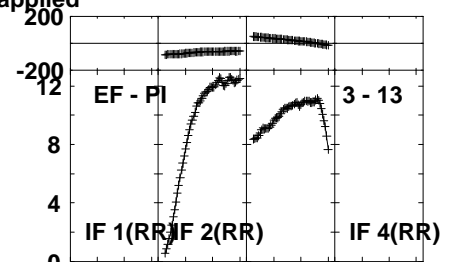
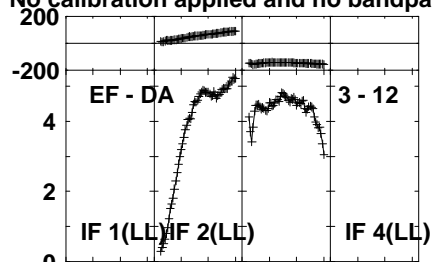
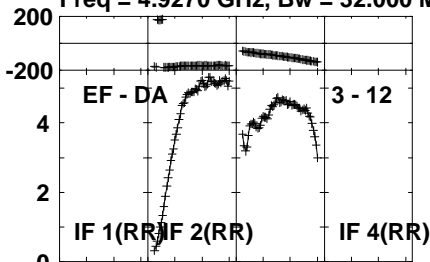
Timerange: 00/17:32:50 to 00/17:34:29

Plot file version 662 created 13-FEB-2023 17:07:30

J0958+65 EW029D 1.UVDATA.1

Freq = 4.9270 GHz, Bw = 32.000 MH

No calibration applied and no bandpass applied

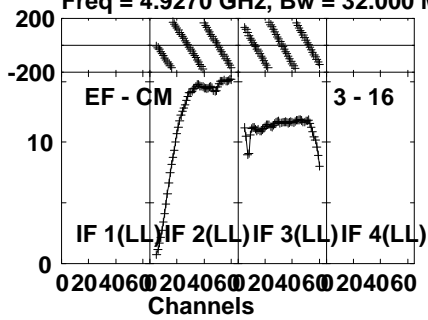


Lower frame: Milli Ampl Jy Top frame: Phas deg
Vector averaged cross-power spectrum Several baselines displayed
Timerange: 00/17:32:50 to 00/17:34:29

Plot file version 663 created 13-FEB-2023 17:07:30

J0958+65 EW029D 1.UVDATA.1

Freq = 4.9270 GHz, Bw = 32.000 MH No calibration applied and no bandpass applied



Lower frame: Milli Ampl Jy Top frame: Phas deg

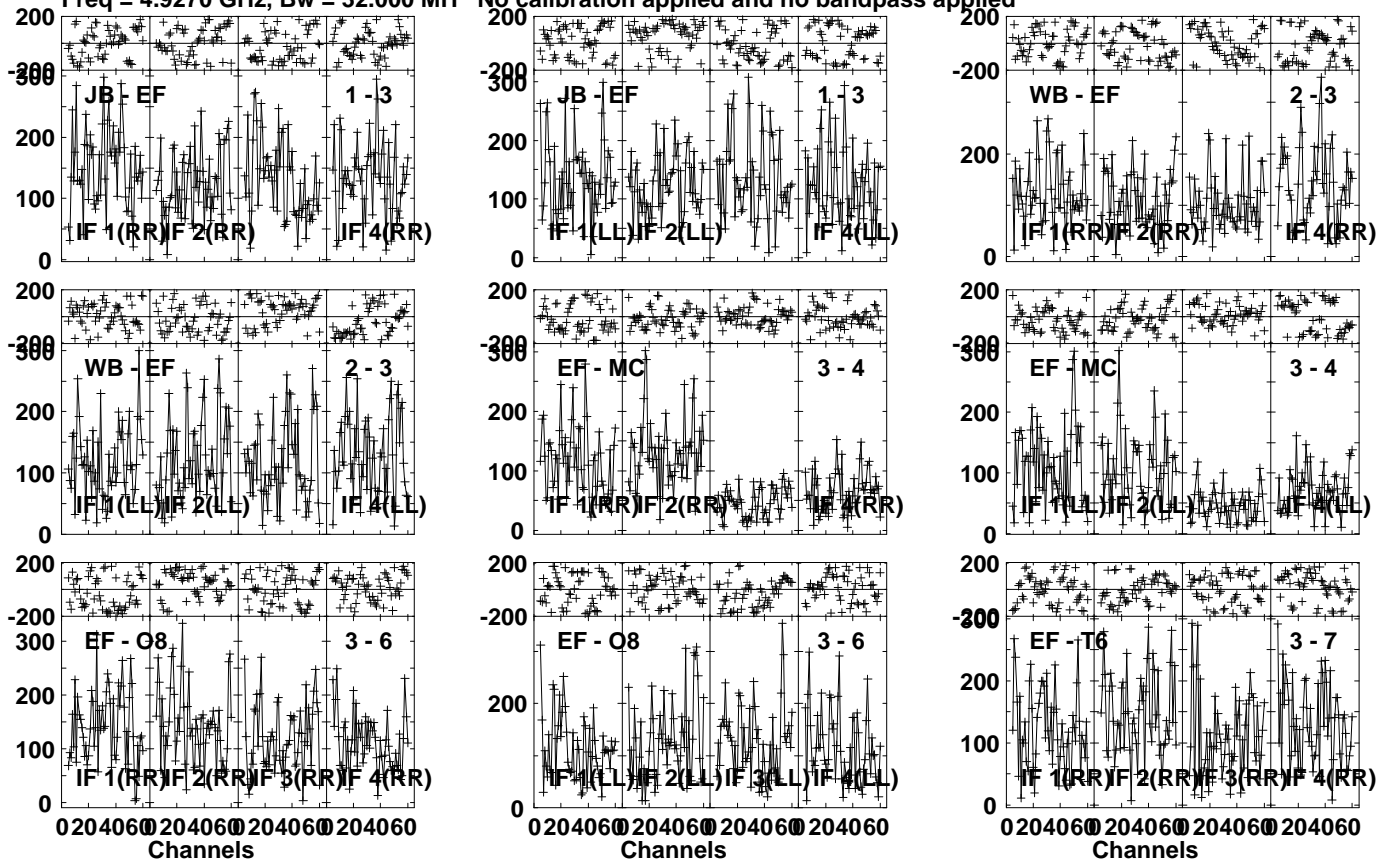
Vector averaged cross-power spectrum Several baselines displayed

Timerange: 00/17:32:50 to 00/17:34:29

Plot file version 664 created 13-FEB-2023 17:07:30

EW02900 EW029D 1.UVDATA.1

Freq = 4.9270 GHz, Bw = 32.000 MH No calibration applied and no bandpass applied

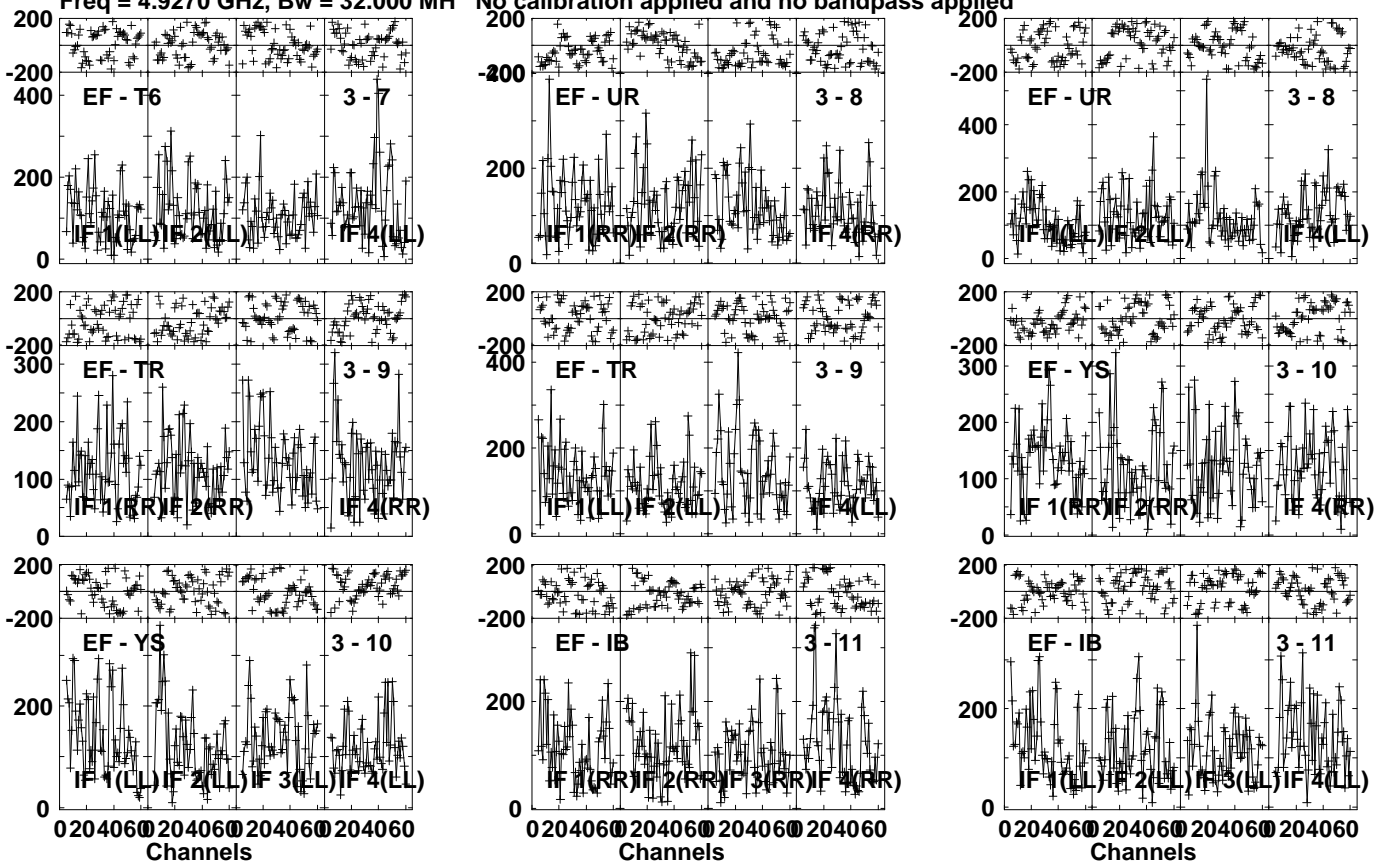


Lower frame: Micro Ampl Jy Top frame: Phas deg
Vector averaged cross-power spectrum Several baselines displayed
Timerange: 00/17:34:31 to 00/17:38:59

Plot file version 665 created 13-FEB-2023 17:07:30

EW02900 EW029D 1.UVDATA.1

Freq = 4.9270 GHz, Bw = 32.000 MH No calibration applied and no bandpass applied



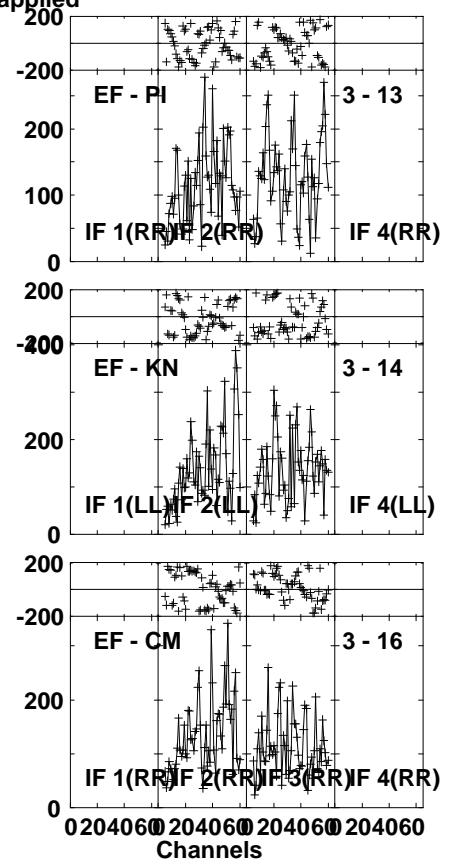
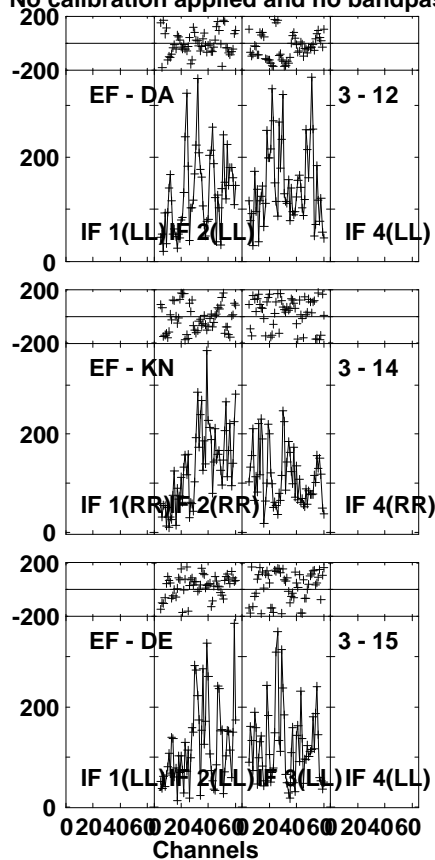
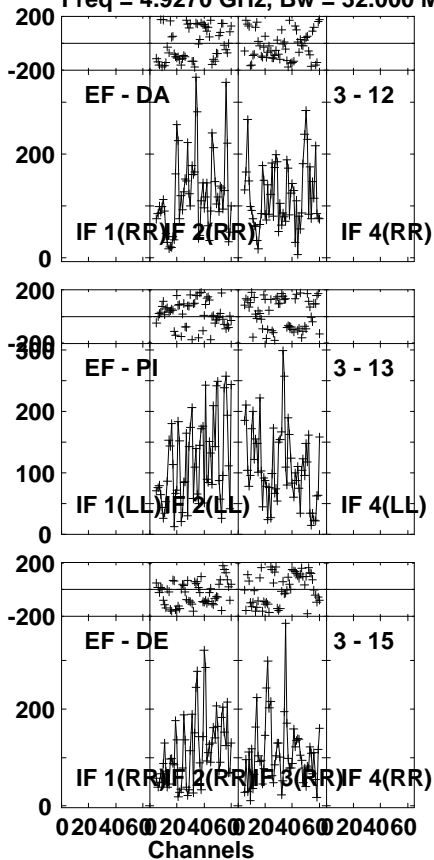
Lower frame: Micro Ampl Jy Top frame: Phas deg
Vector averaged cross-power spectrum Several baselines displayed
Timerange: 00/17:34:31 to 00/17:38:59

Plot file version 666 created 13-FEB-2023 17:07:31

EW02900 EW029D 1.UVDATA.1

Freq = 4.9270 GHz, Bw = 32.000 MH

No calibration applied and no bandpass applied

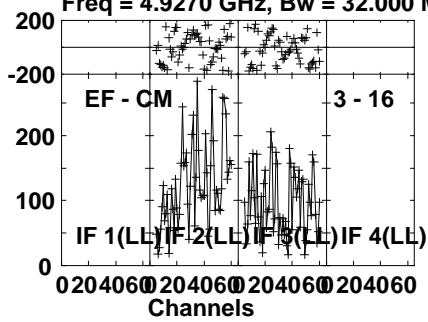


Lower frame: Micro Ampl Jy Top frame: Phas deg
Vector averaged cross-power spectrum Several baselines displayed
Timerange: 00/17:34:31 to 00/17:38:59

Plot file version 667 created 13-FEB-2023 17:07:31

EW02900 EW029D 1.UVDATA.1

Freq = 4.9270 GHz, Bw = 32.000 MH No calibration applied and no bandpass applied



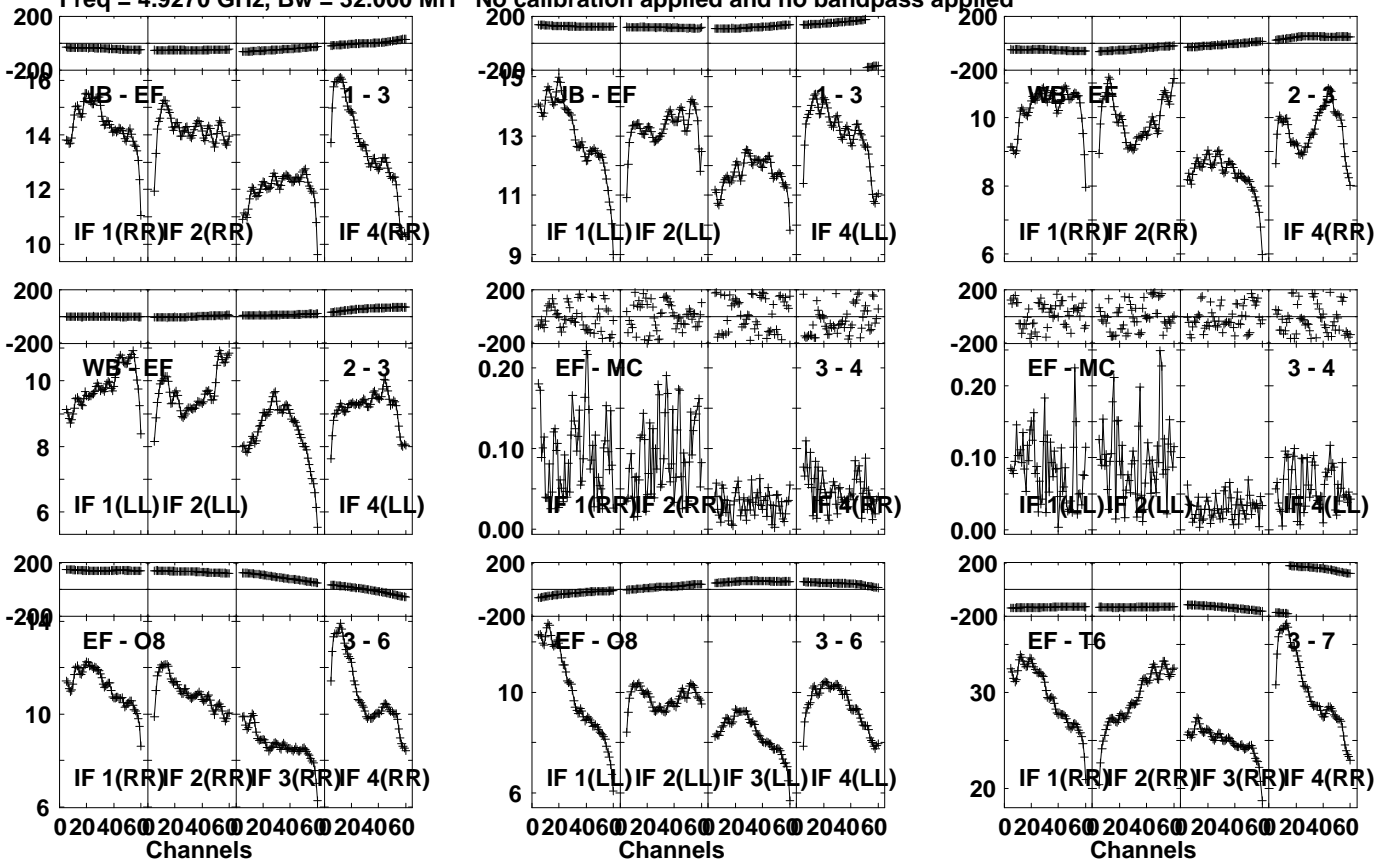
Lower frame: Micro Ampl Jy Top frame: Phas deg
Vector averaged cross-power spectrum Several baselines displayed
Timerange: 00/17:34:31 to 00/17:38:59

Plot file version 668 created 13-FEB-2023 17:07:31

J0958+65 EW029D 1.UVDATA.1

Freq = 4.9270 GHz, Bw = 32.000 MH

No calibration applied and no bandpass applied



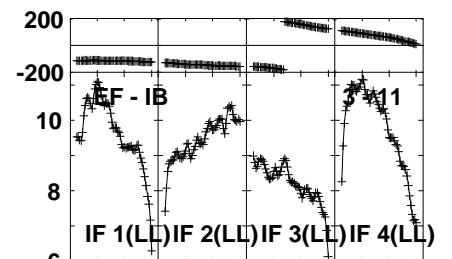
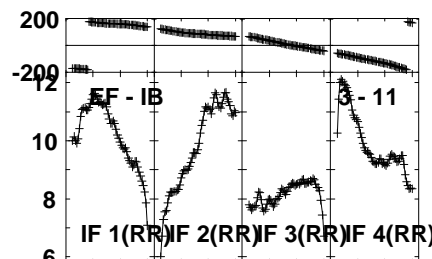
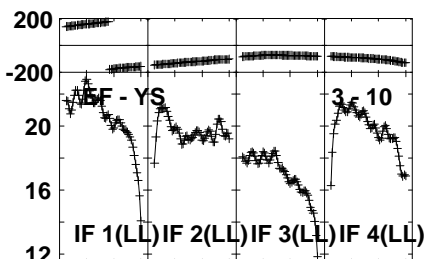
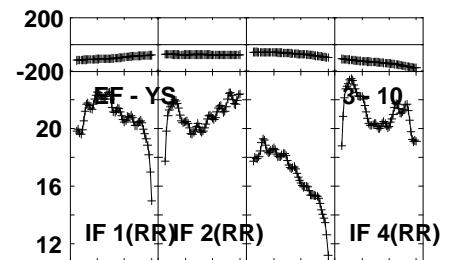
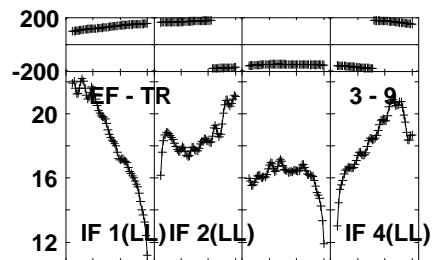
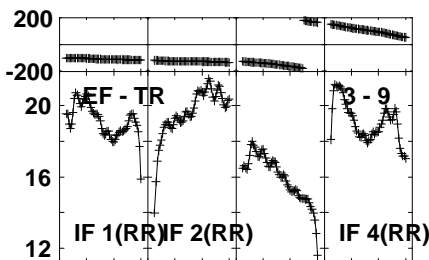
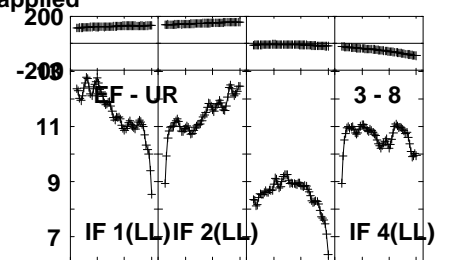
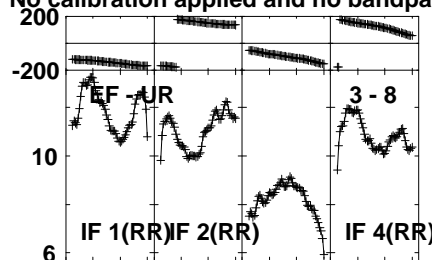
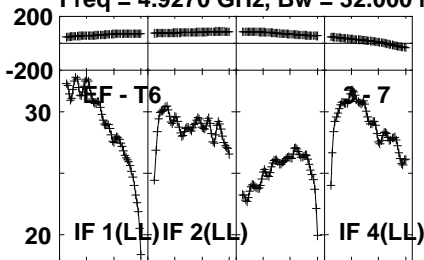
Lower frame: Milli Ampl Jy Top frame: Phas deg
Vector averaged cross-power spectrum Several baselines displayed
Timerange: 00/17:39:00 to 00/17:41:30

Plot file version 669 created 13-FEB-2023 17:07:31

J0958+65 EW029D 1.UVDATA.1

Freq = 4.9270 GHz, Bw = 32.000 MH

No calibration applied and no bandpass applied



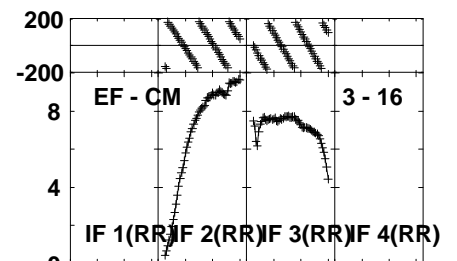
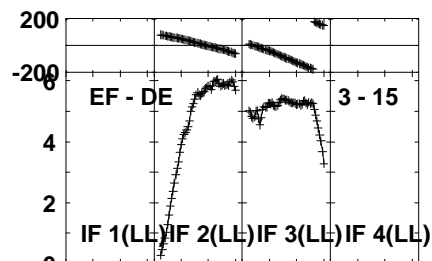
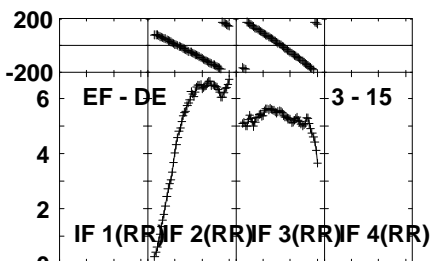
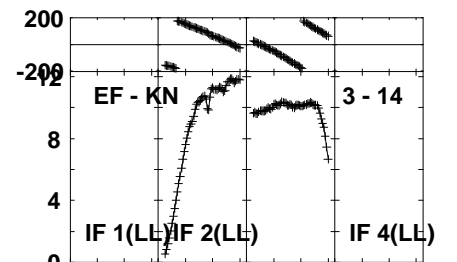
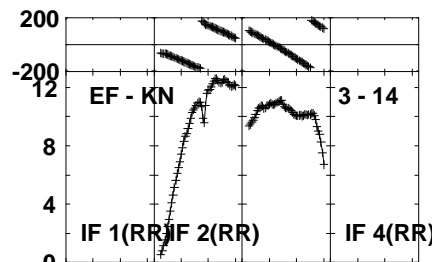
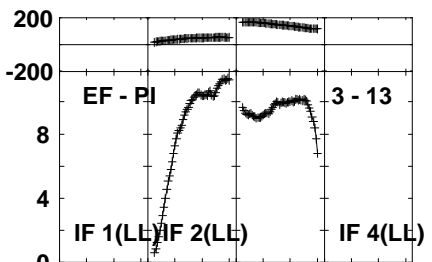
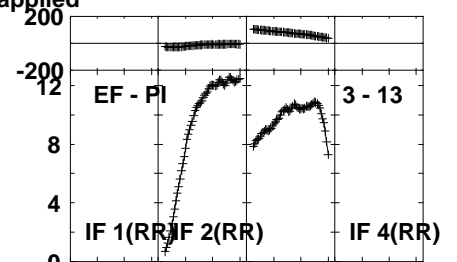
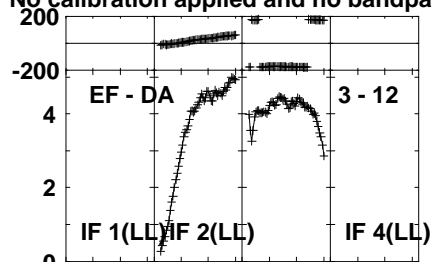
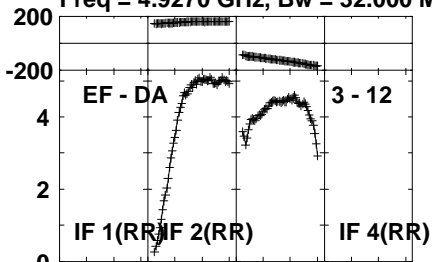
Lower frame: Milli Ampl Jy Top frame: Phas deg
Vector averaged cross-power spectrum Several baselines displayed
Timerange: 00/17:39:00 to 00/17:41:30

Plot file version 670 created 13-FEB-2023 17:07:31

J0958+65 EW029D 1.UVDATA.1

Freq = 4.9270 GHz, Bw = 32.000 MH

No calibration applied and no bandpass applied

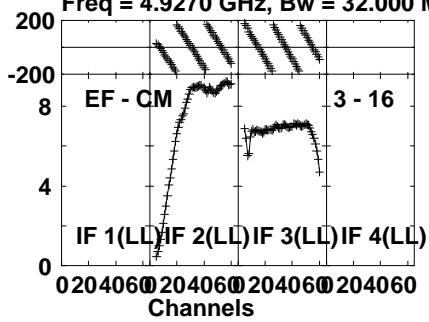


Lower frame: Milli Ampl Jy Top frame: Phas deg
Vector averaged cross-power spectrum Several baselines displayed
Timerange: 00/17:39:00 to 00/17:41:30

Plot file version 671 created 13-FEB-2023 17:07:31

J0958+65 EW029D 1.UVDATA.1

Freq = 4.9270 GHz, Bw = 32.000 MH No calibration applied and no bandpass applied

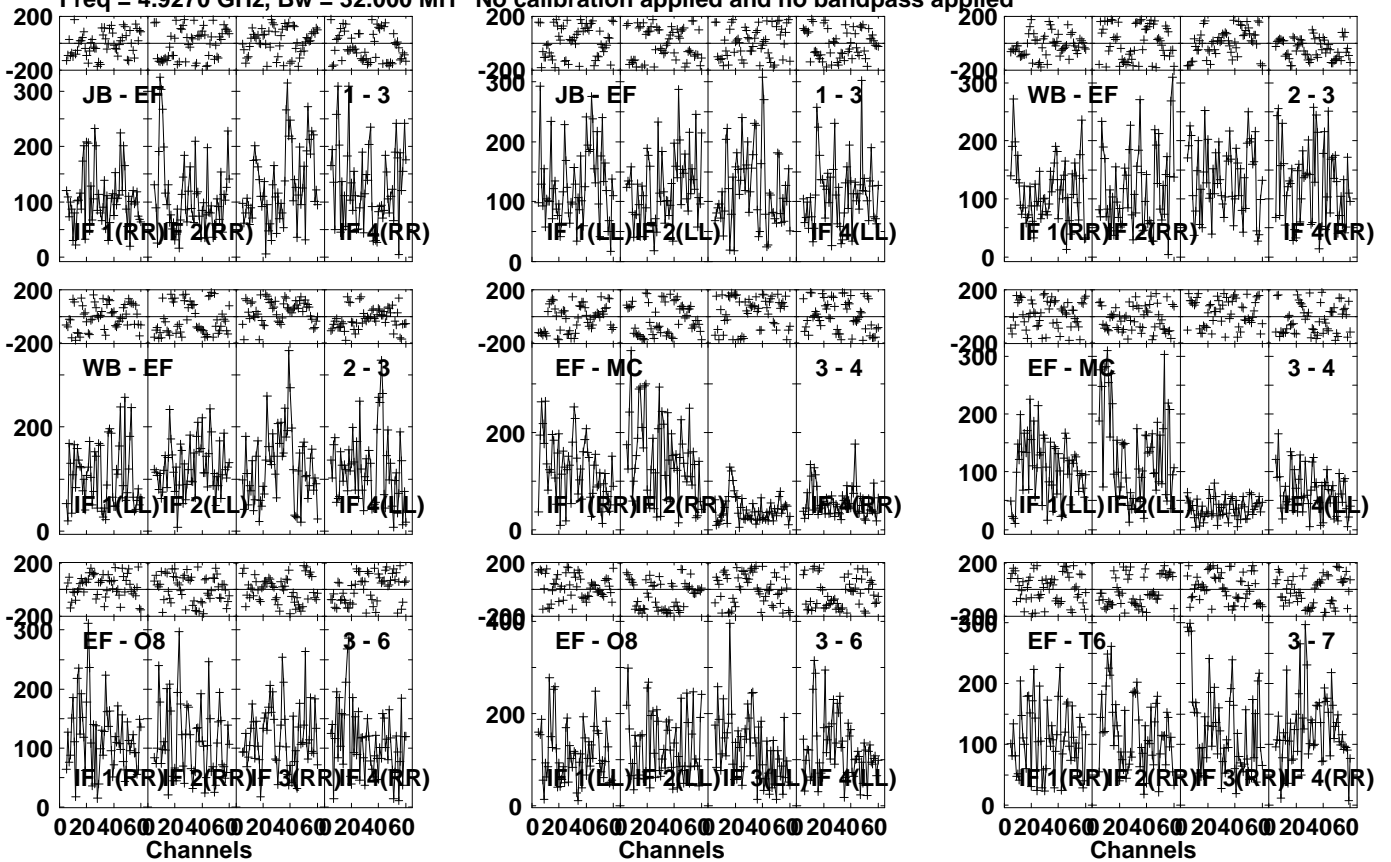


Lower frame: Milli Ampl Jy Top frame: Phas deg
Vector averaged cross-power spectrum Several baselines displayed
Timerange: 00/17:39:00 to 00/17:41:30

Plot file version 672 created 13-FEB-2023 17:07:31

EW02900 EW029D 1.UVDATA.1

Freq = 4.9270 GHz, Bw = 32.000 MH No calibration applied and no bandpass applied



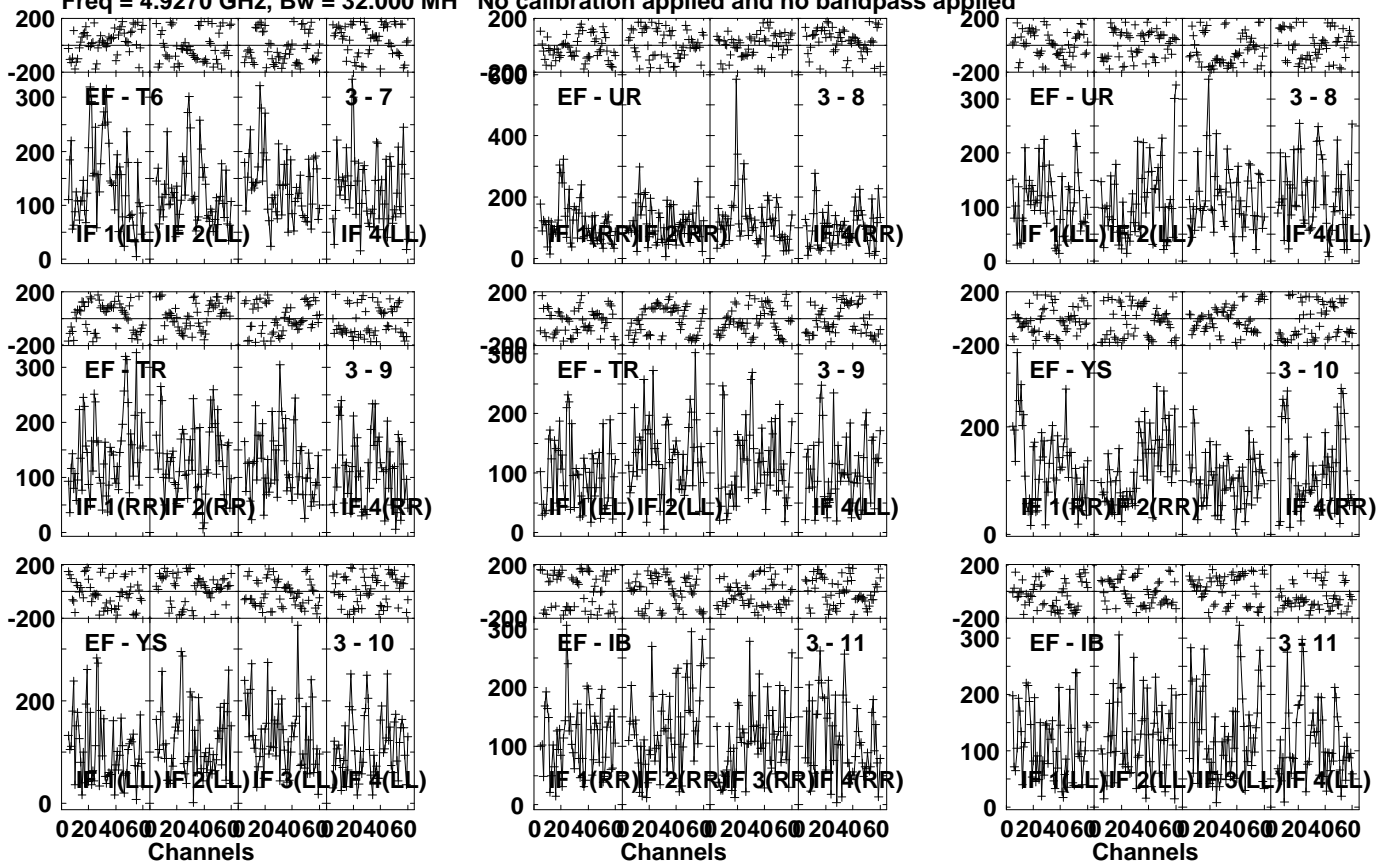
Lower frame: Micro Ampl Jy Top frame: Phas deg
Vector averaged cross-power spectrum Several baselines displayed
Timerange: 00/17:41:30 to 00/17:46:00

Plot file version 673 created 13-FEB-2023 17:07:32

EW02900 EW029D 1.UVDATA.1

Freq = 4.9270 GHz, Bw = 32.000 MH

No calibration applied and no bandpass applied

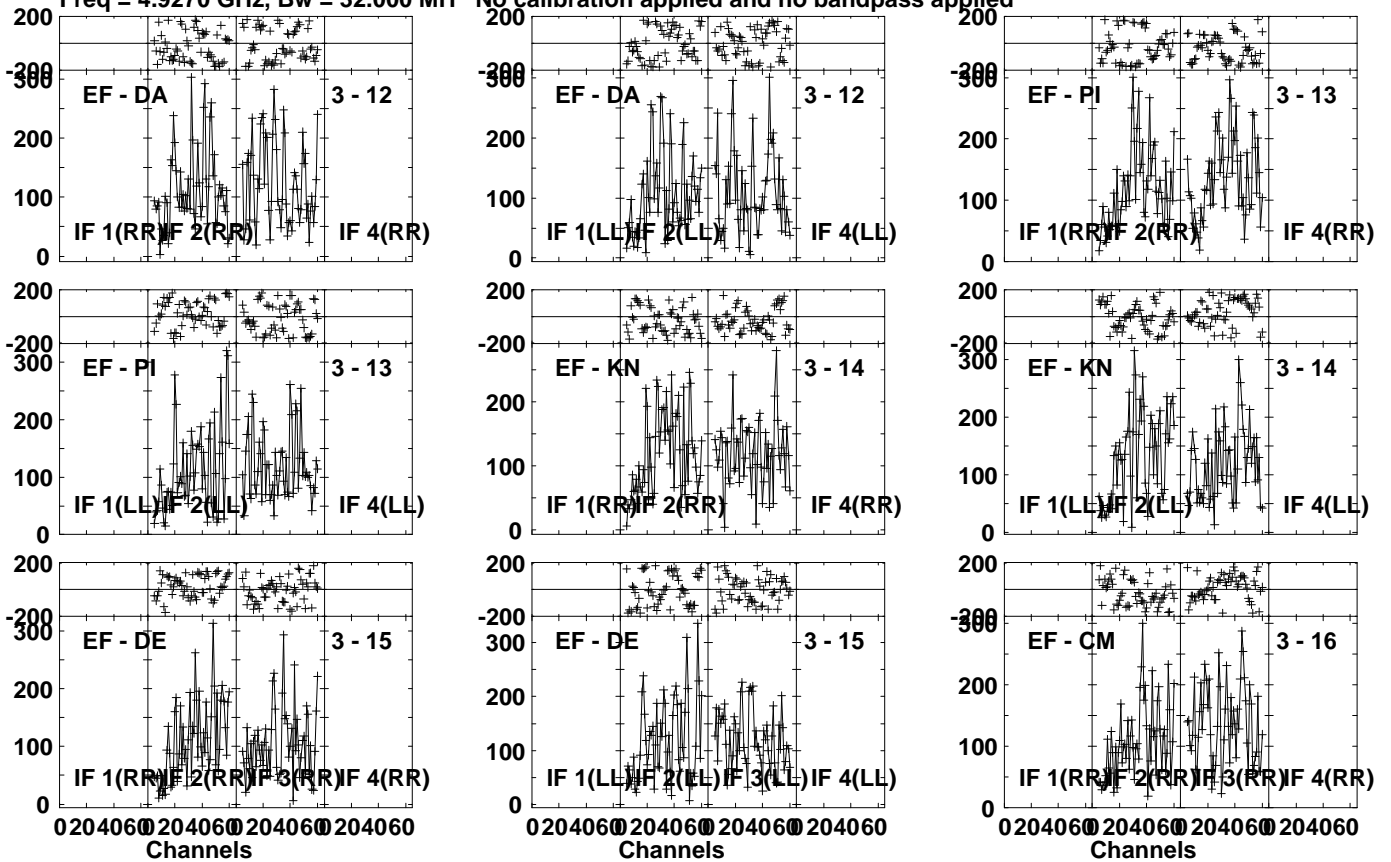


Lower frame: Micro Ampl Jy Top frame: Phas deg
Vector averaged cross-power spectrum Several baselines displayed
Timerange: 00/17:41:30 to 00/17:46:00

Plot file version 674 created 13-FEB-2023 17:07:32

EW02900 EW029D 1.UVDATA.1

Freq = 4.9270 GHz, Bw = 32.000 MH No calibration applied and no bandpass applied

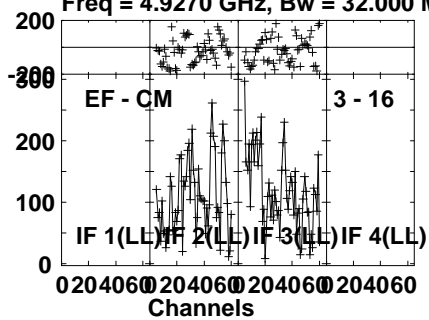


Lower frame: Micro Ampl Jy Top frame: Phas deg
Vector averaged cross-power spectrum Several baselines displayed
Timerange: 00/17:41:30 to 00/17:46:00

Plot file version 675 created 13-FEB-2023 17:07:32

EW02900 EW029D 1.UVDATA.1

Freq = 4.9270 GHz, Bw = 32.000 MH No calibration applied and no bandpass applied



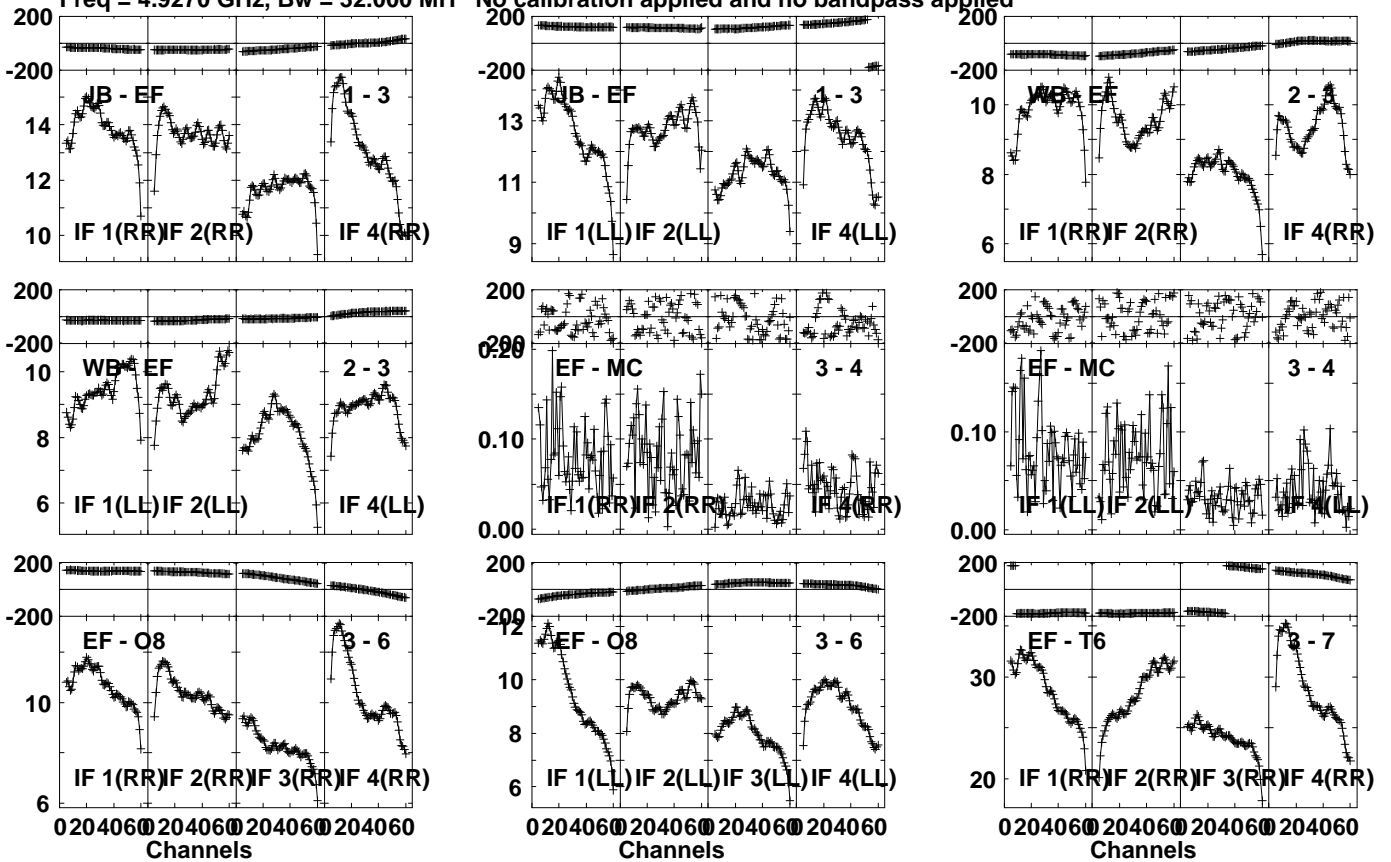
Lower frame: Micro Ampl Jy Top frame: Phas deg
Vector averaged cross-power spectrum Several baselines displayed
Timerange: 00/17:41:30 to 00/17:46:00

Plot file version 676 created 13-FEB-2023 17:07:32

J0958+65 EW029D 1.UVDATA.1

Freq = 4.9270 GHz, Bw = 32.000 MH

No calibration applied and no bandpass applied



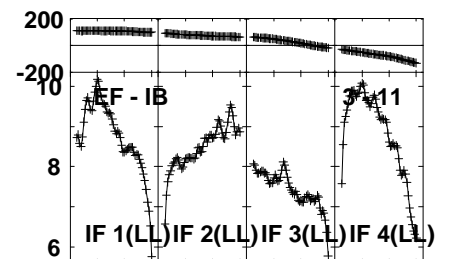
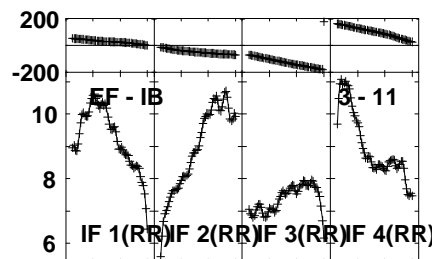
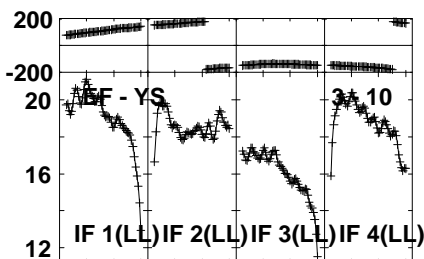
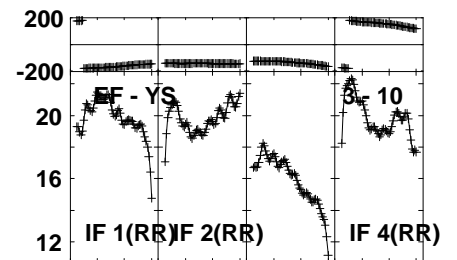
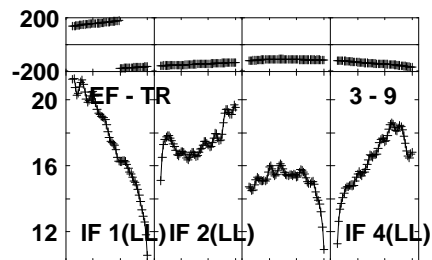
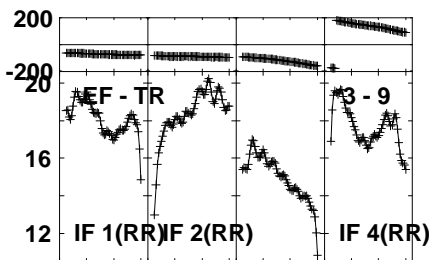
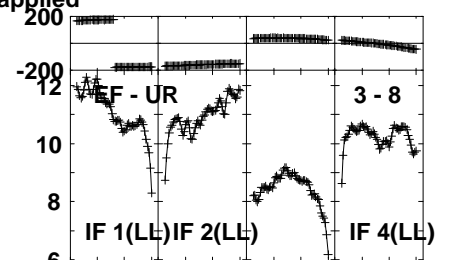
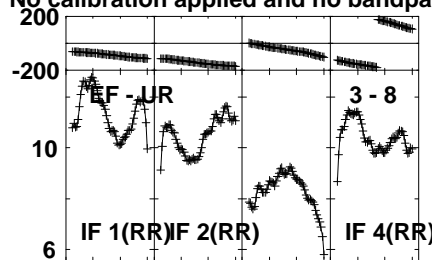
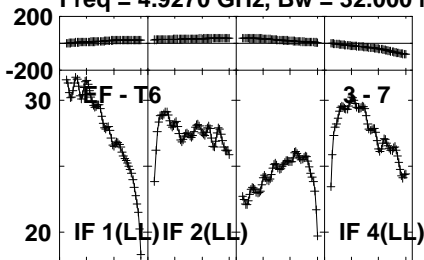
Lower frame: Milli Ampl Jy Top frame: Phas deg
 Vector averaged cross-power spectrum Several baselines displayed
 Timerange: 00/17:47:00 to 00/17:49:00

Plot file version 677 created 13-FEB-2023 17:07:32

J0958+65 EW029D 1.UVDATA.1

Freq = 4.9270 GHz, Bw = 32.000 MH

No calibration applied and no bandpass applied



0204060 204060 204060 204060
Channels

0204060 204060 204060 204060
Channels

0204060 204060 204060 204060
Channels

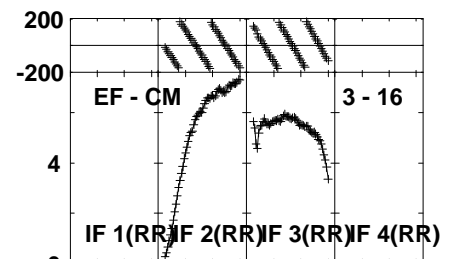
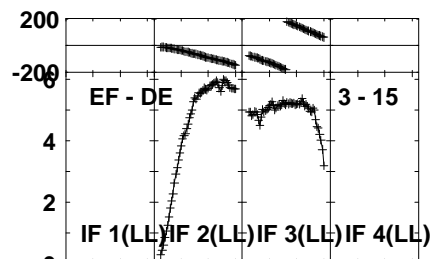
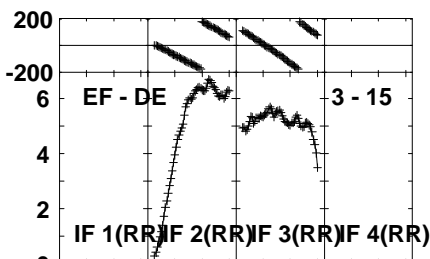
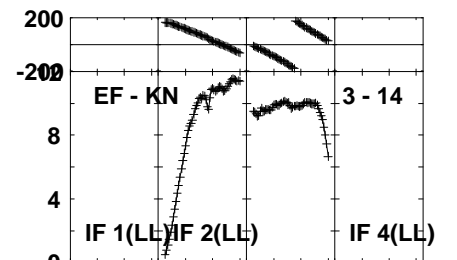
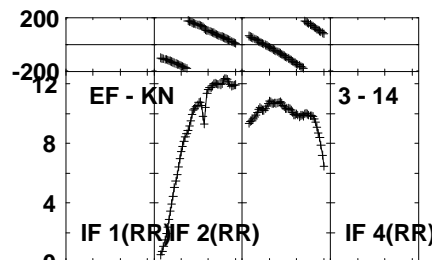
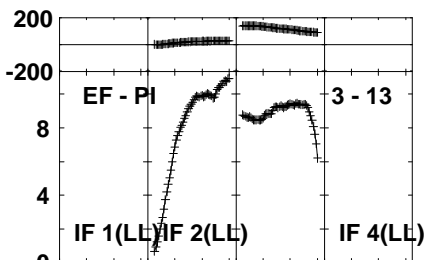
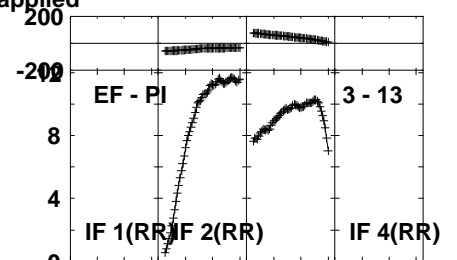
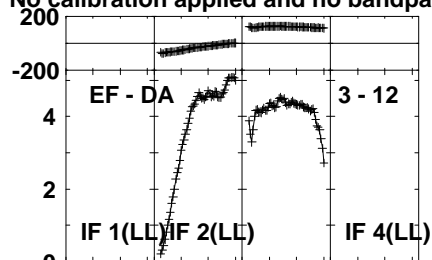
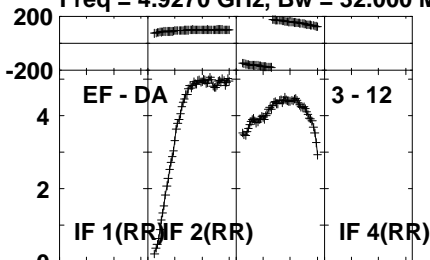
Lower frame: Milli Ampl Jy Top frame: Phas deg
Vector averaged cross-power spectrum Several baselines displayed
Timerange: 00/17:47:00 to 00/17:49:00

Plot file version 678 created 13-FEB-2023 17:07:32

J0958+65 EW029D 1.UVDATA.1

Freq = 4.9270 GHz, Bw = 32.000 MH

No calibration applied and no bandpass applied

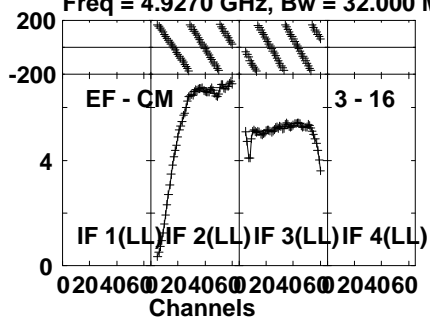


Lower frame: Milli Ampl Jy Top frame: Phas deg
Vector averaged cross-power spectrum Several baselines displayed
Timerange: 00/17:47:00 to 00/17:49:00

Plot file version 679 created 13-FEB-2023 17:07:33

J0958+65 EW029D 1.UVDATA.1

Freq = 4.9270 GHz, Bw = 32.000 MH No calibration applied and no bandpass applied



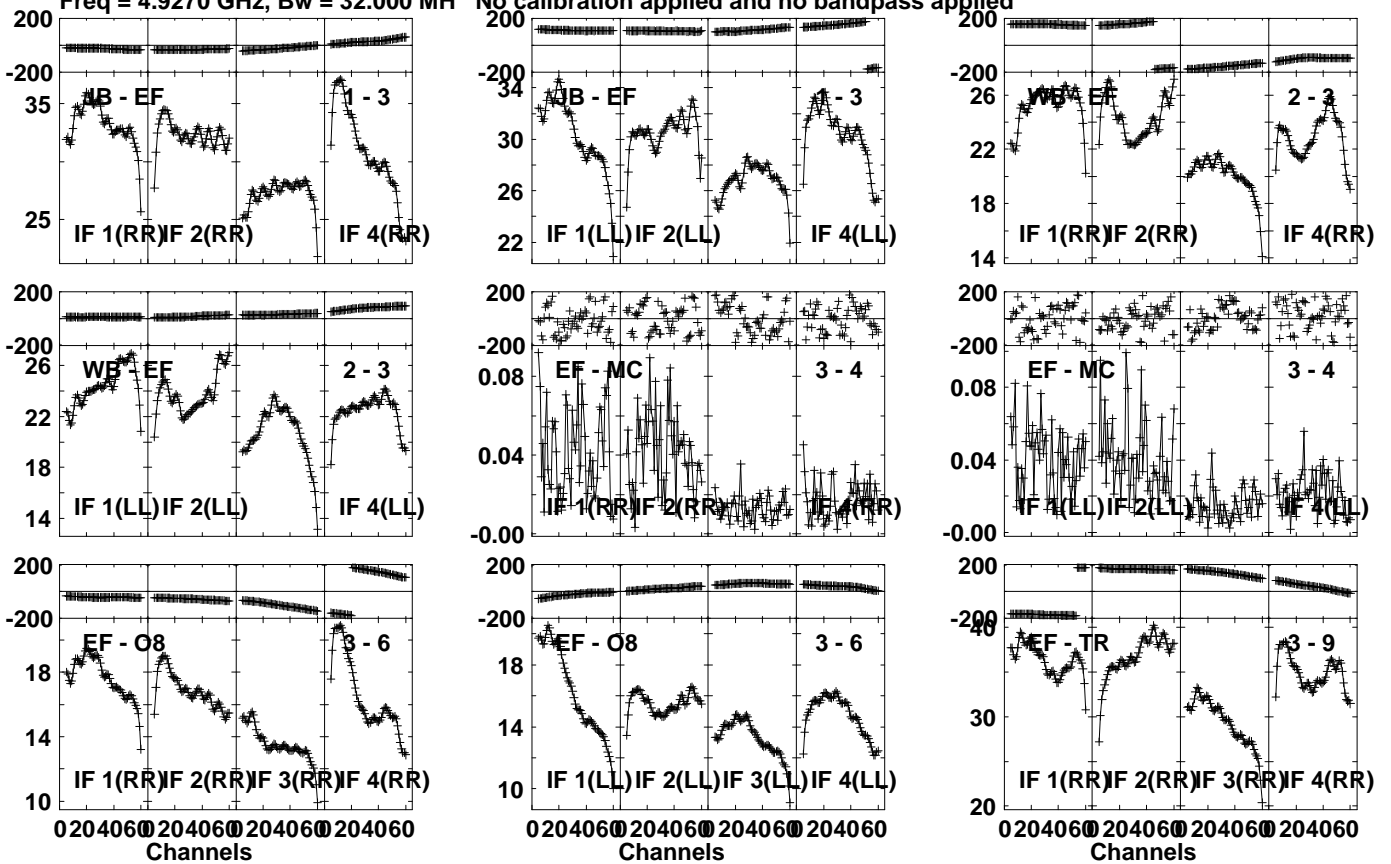
Lower frame: Milli Ampl Jy Top frame: Phas deg
Vector averaged cross-power spectrum Several baselines displayed
Timerange: 00/17:47:00 to 00/17:49:00

Plot file version 680 created 13-FEB-2023 17:07:33

DA193 EW029D 1.UVDATA.1

Freq = 4.9270 GHz, Bw = 32.000 MH

No calibration applied and no bandpass applied



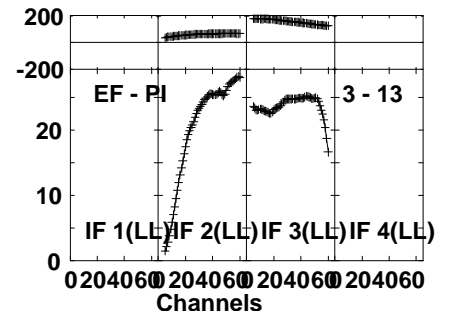
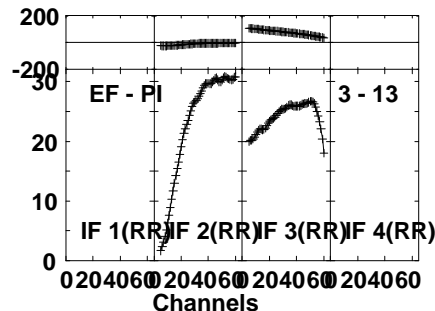
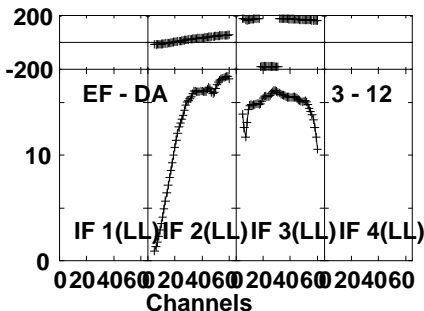
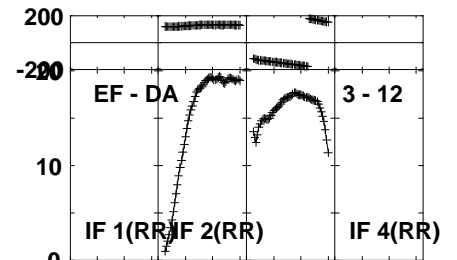
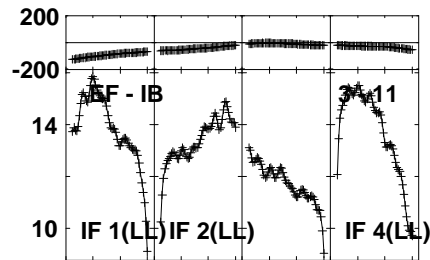
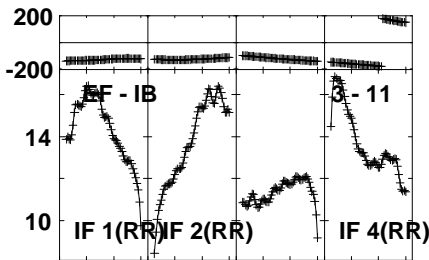
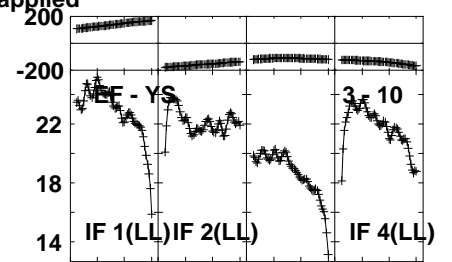
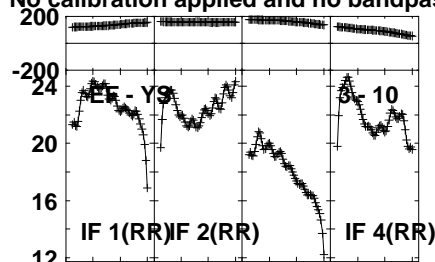
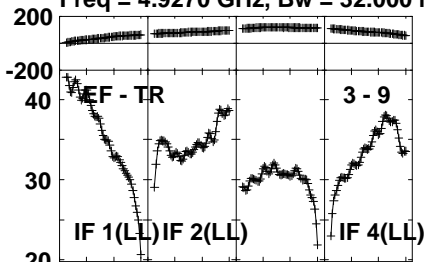
Lower frame: Milli Ampl Jy Top frame: Phas deg
 Vector averaged cross-power spectrum Several baselines displayed
 Timerange: 00/17:52:01 to 00/17:59:59

Plot file version 681 created 13-FEB-2023 17:07:33

DA193 EW029D 1.UVDATA.1

Freq = 4.9270 GHz, Bw = 32.000 MH

No calibration applied and no bandpass applied



Lower frame: Milli Ampl Jy Top frame: Phas deg

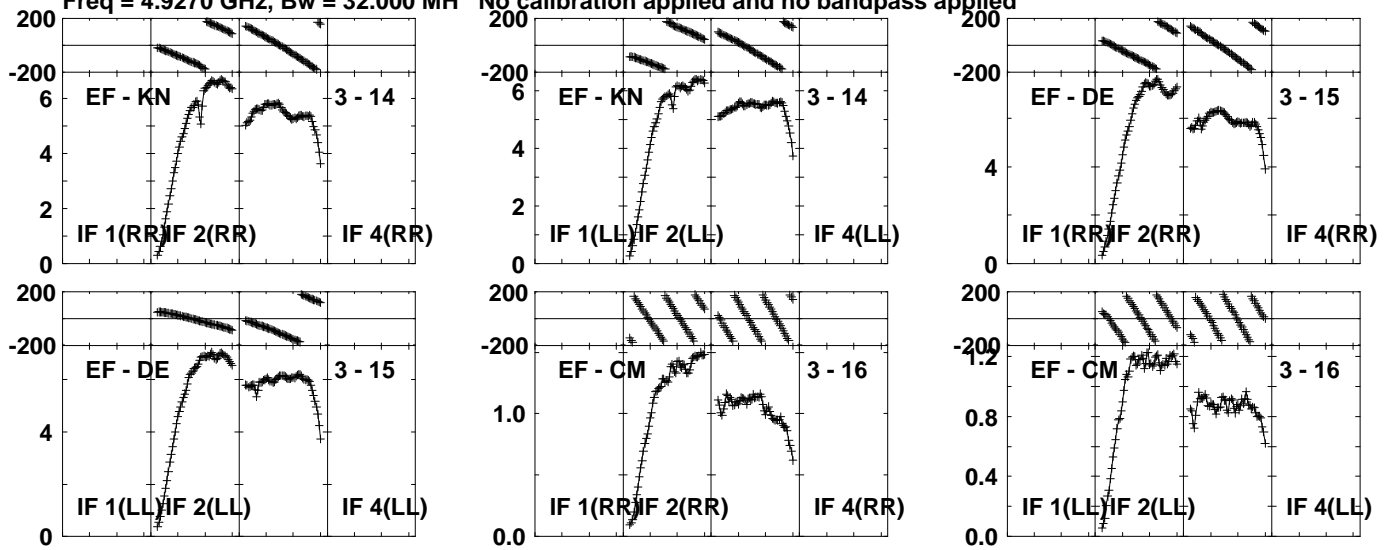
Vector averaged cross-power spectrum Several baselines displayed

Timerange: 00/17:52:01 to 00/17:59:59

Plot file version 682 created 13-FEB-2023 17:07:33

DA193 EW029D 1.UVDATA.1

Freq = 4.9270 GHz, Bw = 32.000 MH No calibration applied and no bandpass applied



Lower frame: Milli Ampl Jy Top frame: Phas deg
Vector averaged cross-power spectrum Several baselines displayed
Timerange: 00/17:52:01 to 00/17:59:59