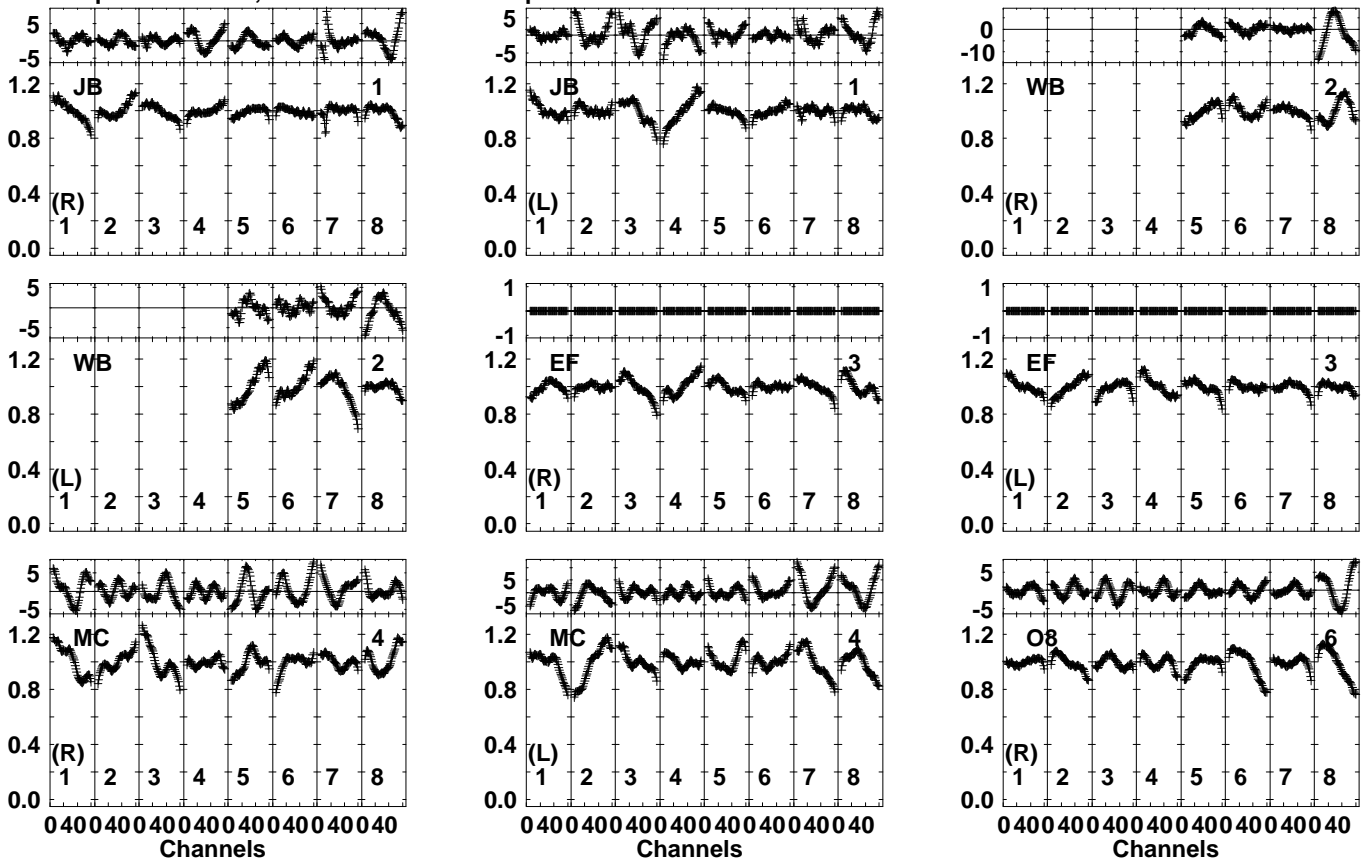
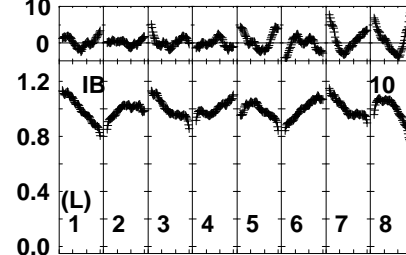
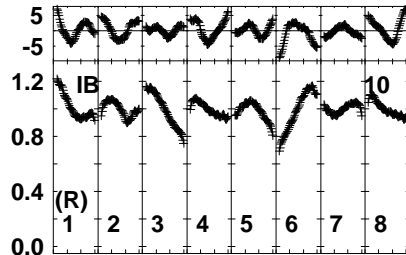
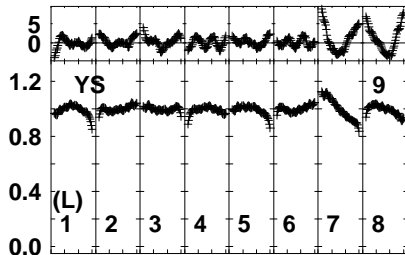
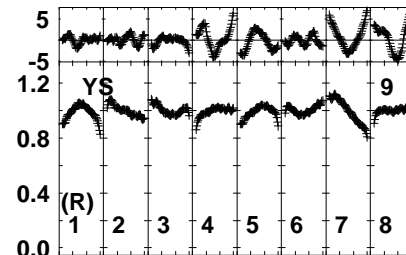
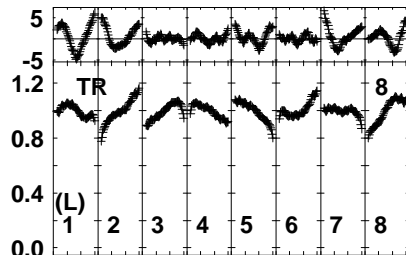
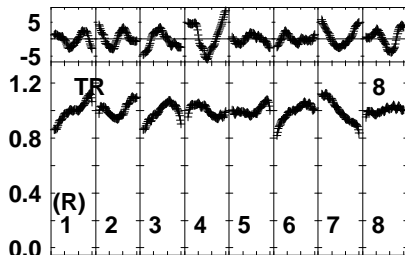
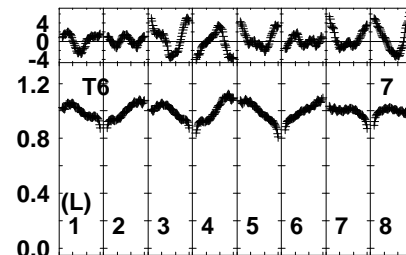
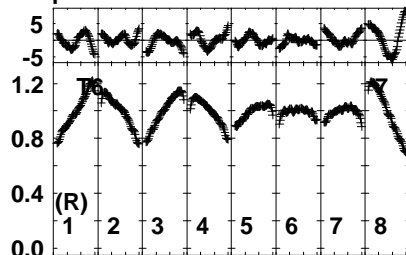
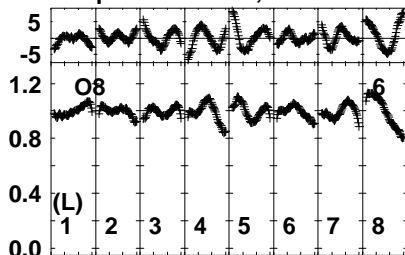


Plot file version 1 created 17-FEB-2023 14:17:37  
 EW031A.UVDATA.1  
 Freq = 4.7990 GHz, Bw = 32.000 MH Bandpass table # 1



Lower frame: BP ampl Top frame: BP phase  
 Bandpass table spectrum Antenna: \*  
 Timerange: 00/00:00:01 to 999/00:00:00

Plot file version 2 created 17-FEB-2023 14:17:37  
 EW031A.UVDATA.1  
 Freq = 4.7990 GHz, Bw = 32.000 MH Bandpass table # 1



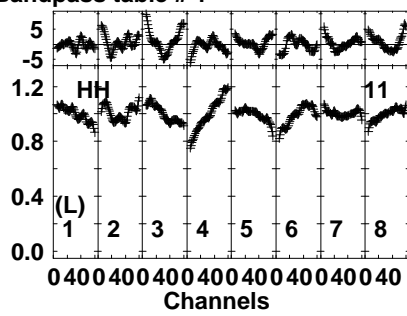
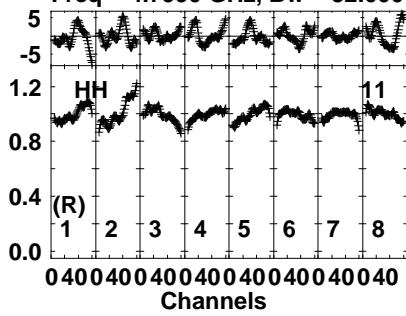
0.400 400 400 400 400 400 400 400 400  
 Channels

0.400 400 400 400 400 400 400 400 400  
 Channels

0.400 400 400 400 400 400 400 400 400  
 Channels

Lower frame: BP ampl Top frame: BP phase  
 Bandpass table spectrum Antenna: \*  
 Timerange: 00/00:00:01 to 999/00:00:00

Plot file version 3 created 17-FEB-2023 14:17:37  
EW031A.UVDATA.1  
Freq = 4.7990 GHz, Bw = 32.000 MH Bandpass table # 1



Lower frame: BP ampl Top frame: BP phase  
Bandpass table spectrum Antenna: \*  
Timerange: 00/00:00:01 to 999/00:00:00