
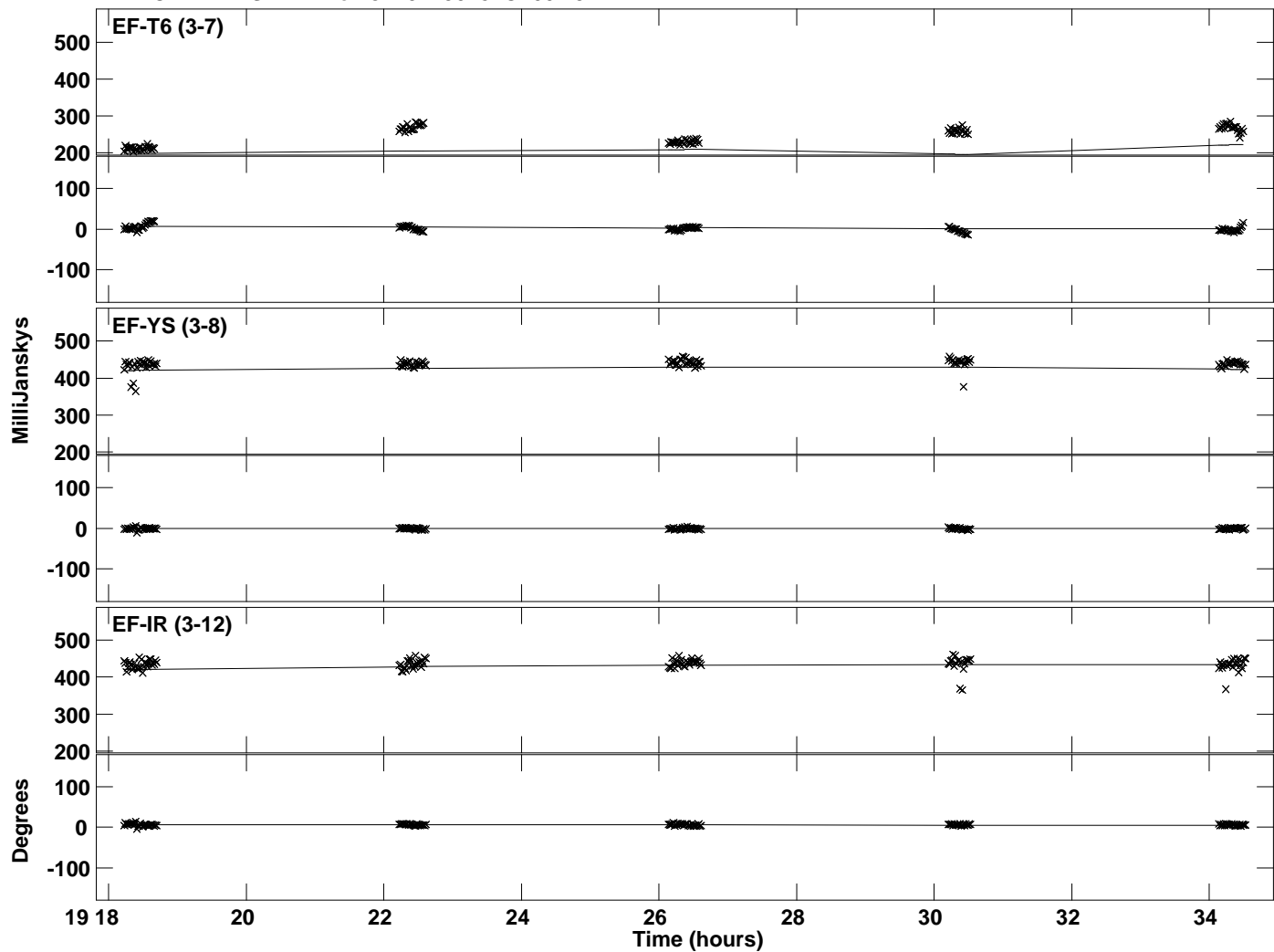



Plot file version 1 created 22-SEP-2020 00:22:49  
Amplitude and Phase vs Time for J2201+5048.MULTI.1 CL # 3  
IF 1 CHAN 1 STK LL of J2201+5048.ICL001.3



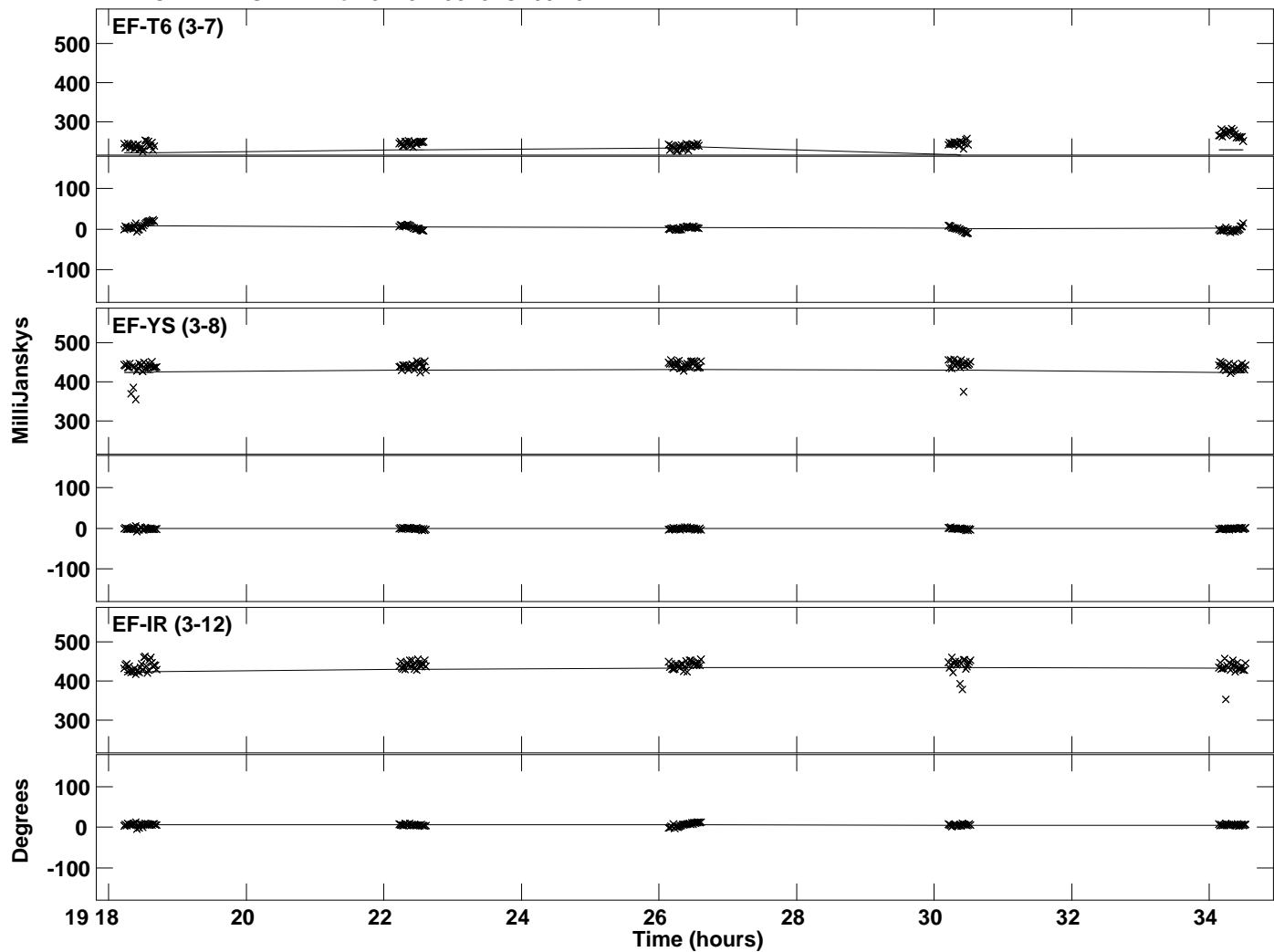
PLot file version 2 created 22-SEP-2020 00:22:49  
Amplitude andPhase vs Time for J2201+5048.MULTI.1 CL # 3  
IF 1 CHAN 1 STK LL of J2201+5048.ICL001.3




Plot file version 3 created 22-SEP-2020 00:22:51  
Amplitude andPhase vs Time for J2201+5048.MULTI.1 CL # 3  
IF 2 CHAN 1 STK LL of J2201+5048.ICL001.3



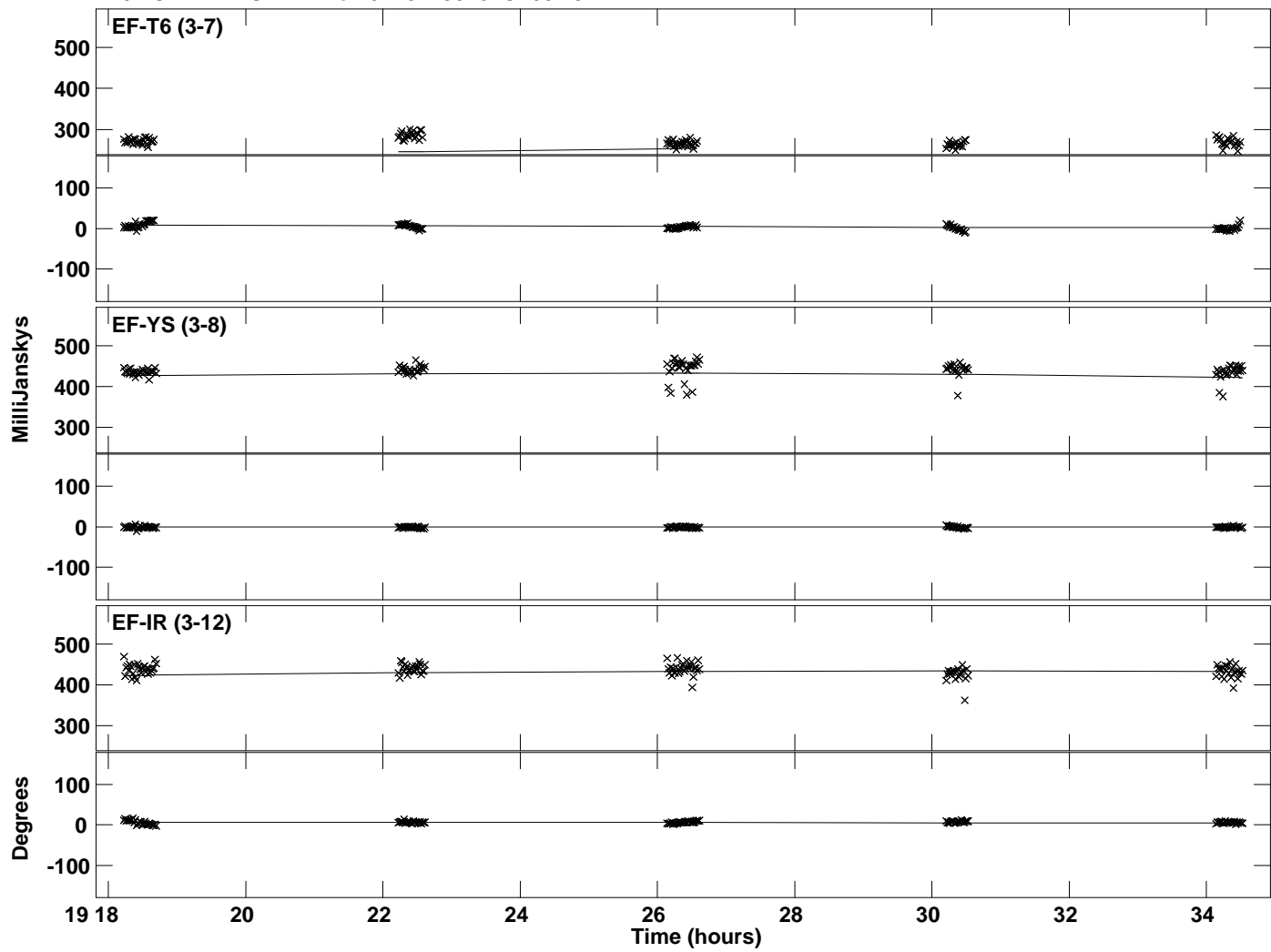
PLot file version 4 created 22-SEP-2020 00:22:51  
Amplitude andPhase vs Time for J2201+5048.MULTI.1 CL # 3  
IF 2 CHAN 1 STK LL of J2201+5048.ICL001.3




Plot file version 5 created 22-SEP-2020 00:22:54  
Amplitude and Phase vs Time for J2201+5048.MULTI.1 CL # 3  
IF 3 CHAN 1 STK LL of J2201+5048.ICL001.3



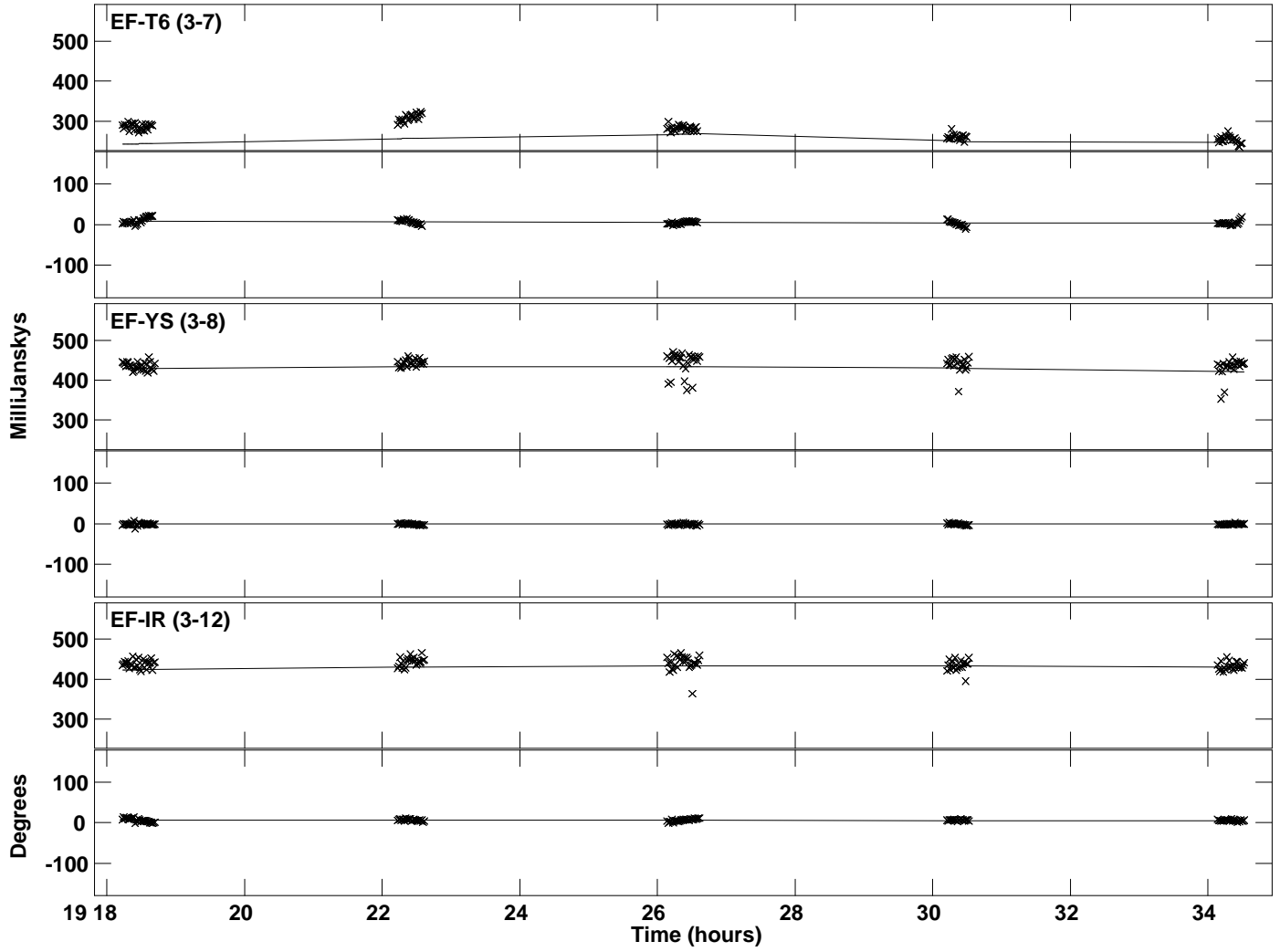
Plot file version 6 created 22-SEP-2020 00:22:54  
Amplitude andPhase vs Time for J2201+5048.MULTI.1 CL # 3  
IF 3 CHAN 1 STK LL of J2201+5048.ICL001.3



Plot file version 7 created 22-SEP-2020 00:22:56  
Amplitude and Phase vs Time for J2201+5048.MULTI.1 CL # 3  
IF 4 CHAN 1 STK LL of J2201+5048.ICL001.3




Plot file version 8 created 22-SEP-2020 00:22:56  
Amplitude andPhase vs Time for J2201+5048.MULTI.1 CL # 3  
IF 4 CHAN 1 STK LL of J2201+5048.ICL001.3






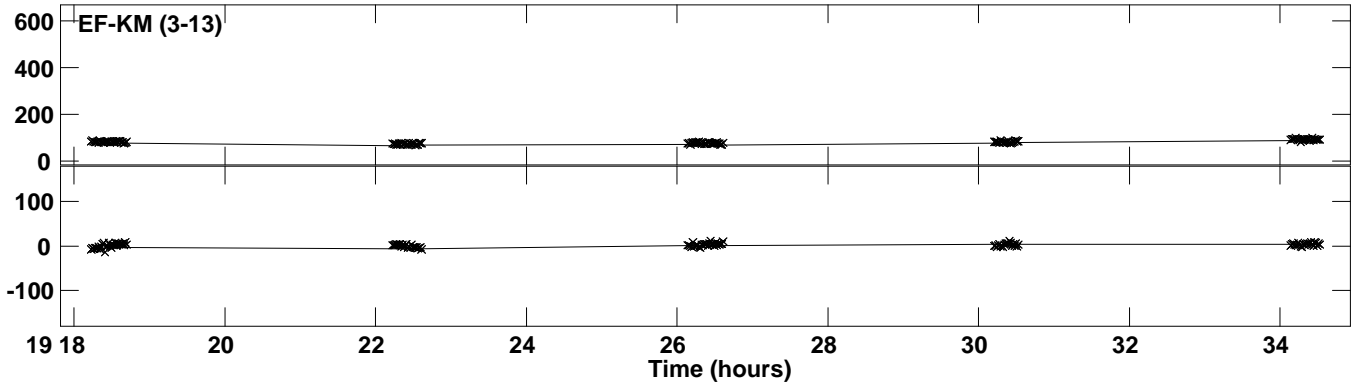
Plot file version 9 created 22-SEP-2020 00:22:57  
Amplitude and Phase vs Time for J2201+5048.MULTI.1 CL # 3  
IF 5 CHAN 1 STK LL of J2201+5048.ICL001.3




Plot file version 10 created 22-SEP-2020 00:22:57  
Amplitude and Phase vs Time for J2201+5048.MULTI.1 CL # 3  
IF 5 CHAN 1 STK LL of J2201+5048.ICL001.3




PLot file version 11 created 22-SEP-2020 00:22:57  
Amplitude and Phase vs Time for J2201+5048.MULTI.1 CL # 3  
IF 5 CHAN 1 STK LL of J2201+5048.ICL001.3




Plot file version 12 created 22-SEP-2020 00:22:57  
Amplitude and Phase vs Time for J2201+5048.MULTI.1 CL # 3  
IF 6 CHAN 1 STK LL of J2201+5048.ICL001.3



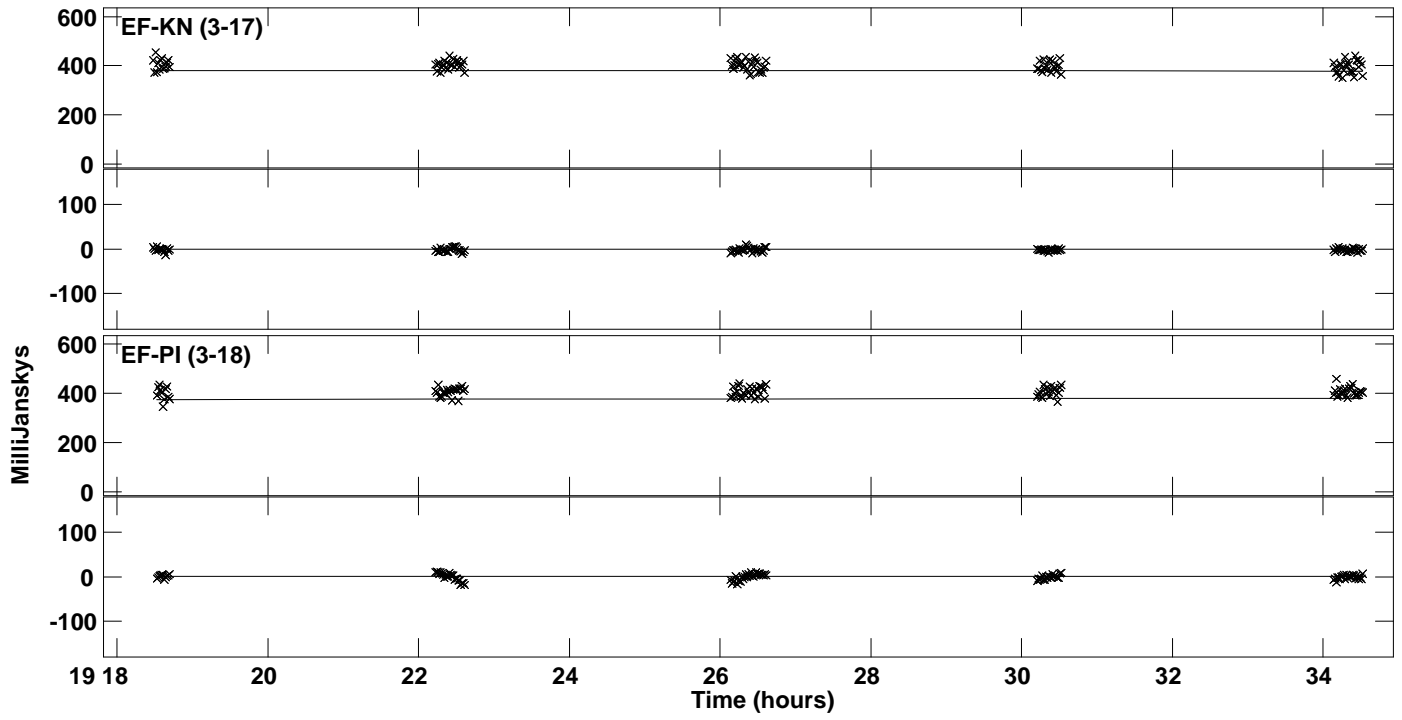
Plot file version 13 created 22-SEP-2020 00:22:57  
Amplitude and Phase vs Time for J2201+5048.MULTI.1 CL # 3  
IF 6 CHAN 1 STK LL of J2201+5048.ICL001.3




Plot file version 14 created 22-SEP-2020 00:22:57  
Amplitude and Phase vs Time for J2201+5048.MULTI.1 CL # 3  
IF 6 CHAN 1 STK LL of J2201+5048.ICL001.3



PLot file version 15 created 22-SEP-2020 00:22:57  
Amplitude andPhase vs Time for J2201+5048.MULTI.1 CL # 3  
IF 6 CHAN 1 STK LL of J2201+5048.ICL001.3




Plot file version 16 created 22-SEP-2020 00:22:57  
Amplitude and Phase vs Time for J2201+5048.MULTI.1 CL # 3  
IF 7 CHAN 1 STK LL of J2201+5048.ICL001.3






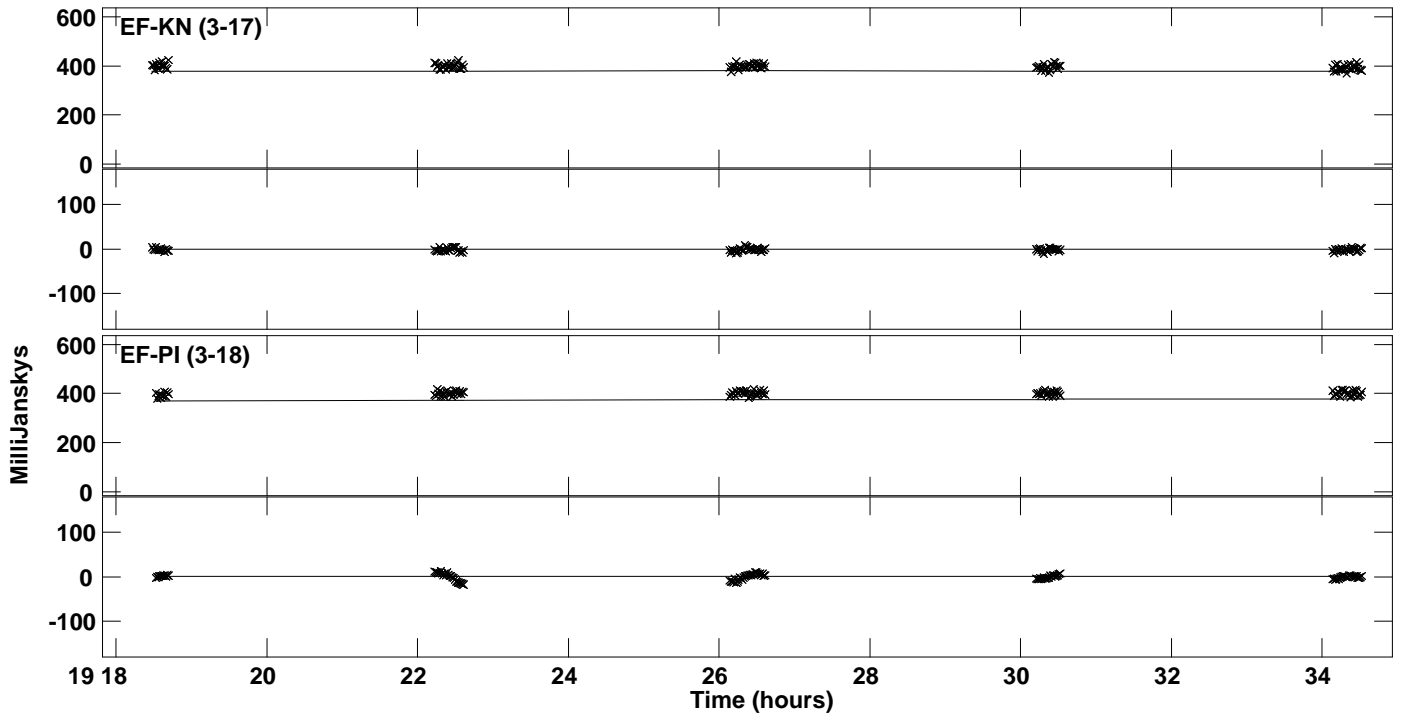
Plot file version 17 created 22-SEP-2020 00:22:57  
Amplitude and Phase vs Time for J2201+5048.MULTI.1 CL # 3  
IF 7 CHAN 1 STK LL of J2201+5048.ICL001.3




Plot file version 18 created 22-SEP-2020 00:22:57  
Amplitude and Phase vs Time for J2201+5048.MULTI.1 CL # 3  
IF 7 CHAN 1 STK LL of J2201+5048.ICL001.3




PLot file version 19 created 22-SEP-2020 00:22:57  
Amplitude andPhase vs Time for J2201+5048.MULTI.1 CL # 3  
IF 7 CHAN 1 STK LL of J2201+5048.ICL001.3



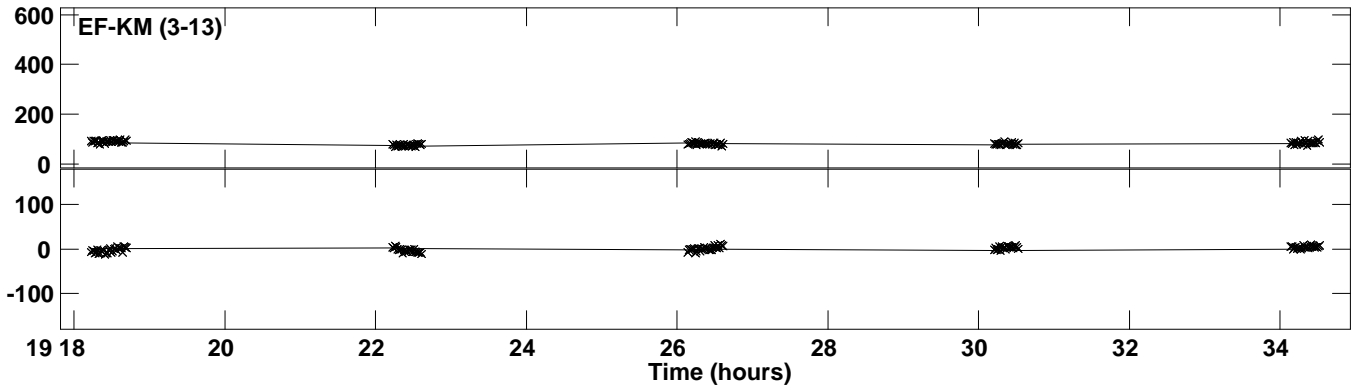
Plot file version 20 created 22-SEP-2020 00:22:58  
Amplitude andPhase vs Time for J2201+5048.MULTI.1 CL # 3  
IF 8 CHAN 1 STK LL of J2201+5048.ICL001.3




Plot file version 21 created 22-SEP-2020 00:22:58  
Amplitude and Phase vs Time for J2201+5048.MULTI.1 CL # 3  
IF 8 CHAN 1 STK LL of J2201+5048.ICL001.3



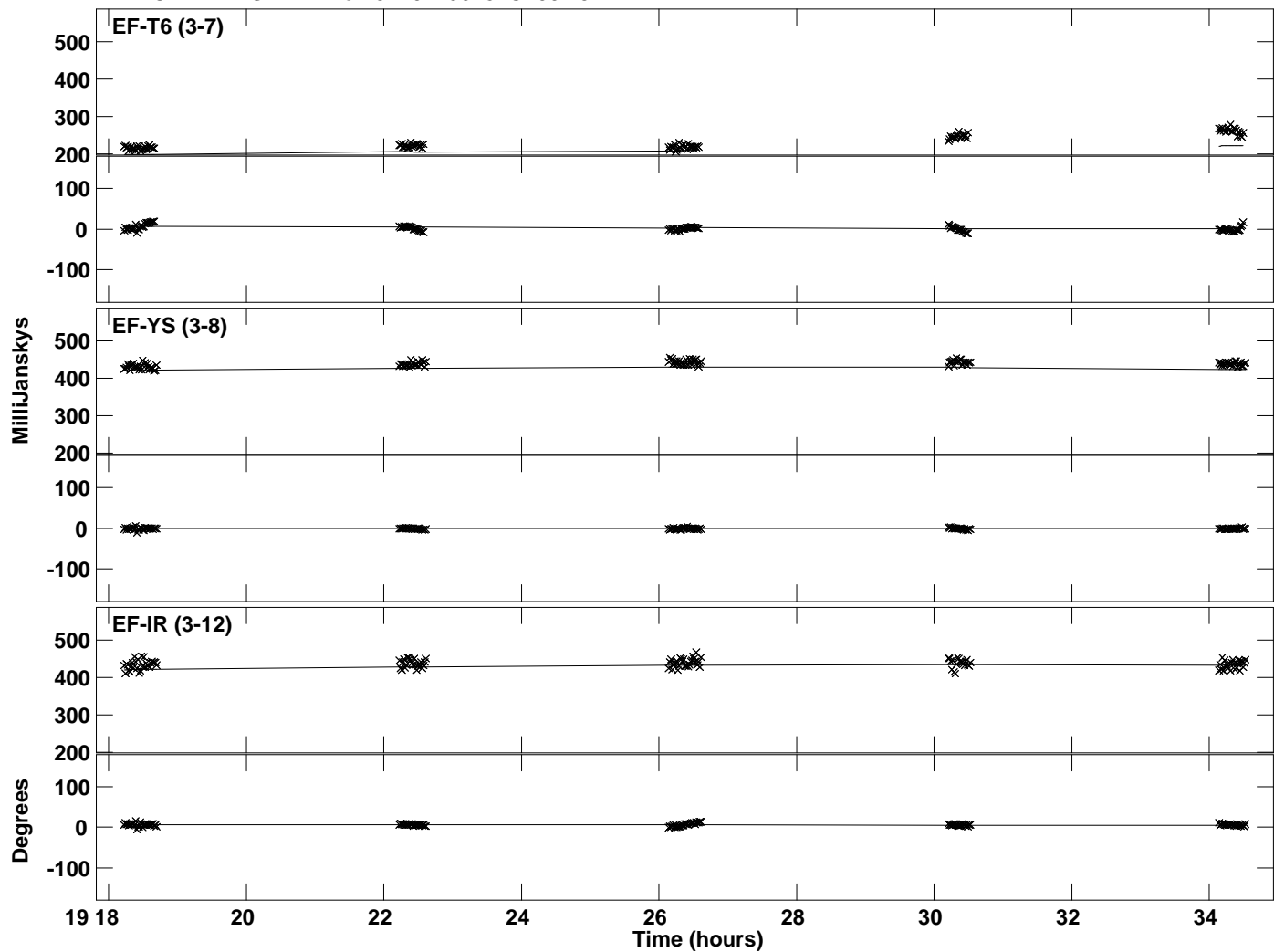
PLot file version 22 created 22-SEP-2020 00:22:58  
Amplitude andPhase vs Time for J2201+5048.MULTI.1 CL # 3  
IF 8 CHAN 1 STK LL of J2201+5048.ICL001.3



Plot file version 23 created 22-SEP-2020 00:23:00  
Amplitude andPhase vs Time for J2201+5048.MULTI.1 CL # 3  
IF 1 CHAN 1 STK RR of J2201+5048.ICL001.3




PLot file version 24 created 22-SEP-2020 00:23:00  
Amplitude andPhase vs Time for J2201+5048.MULTI.1 CL # 3  
IF 1 CHAN 1 STK RR of J2201+5048.ICL001.3

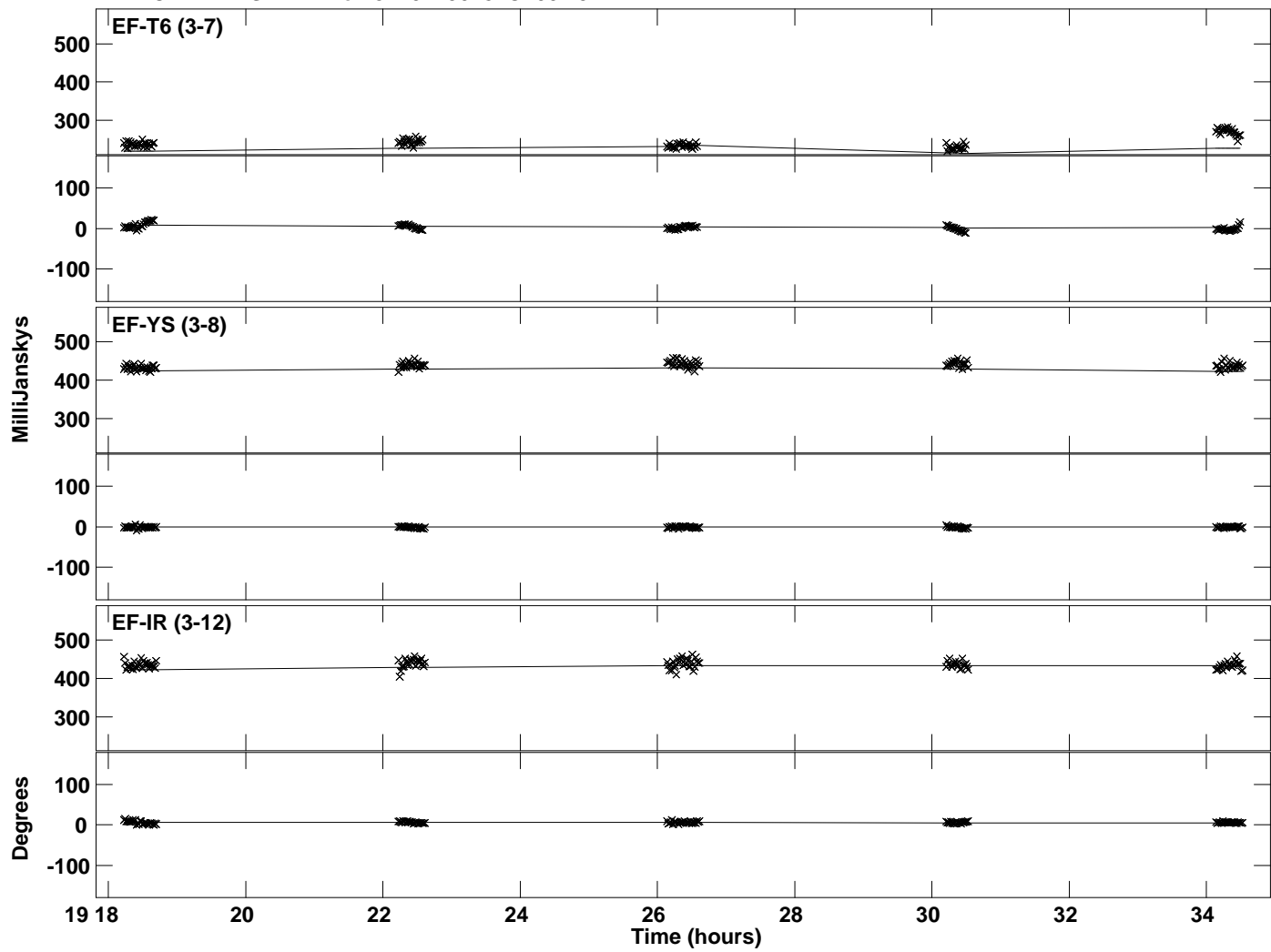





Plot file version 25 created 22-SEP-2020 00:23:02  
Amplitude and Phase vs Time for J2201+5048.MULTI.1 CL # 3  
IF 2 CHAN 1 STK RR of J2201+5048.ICL001.3



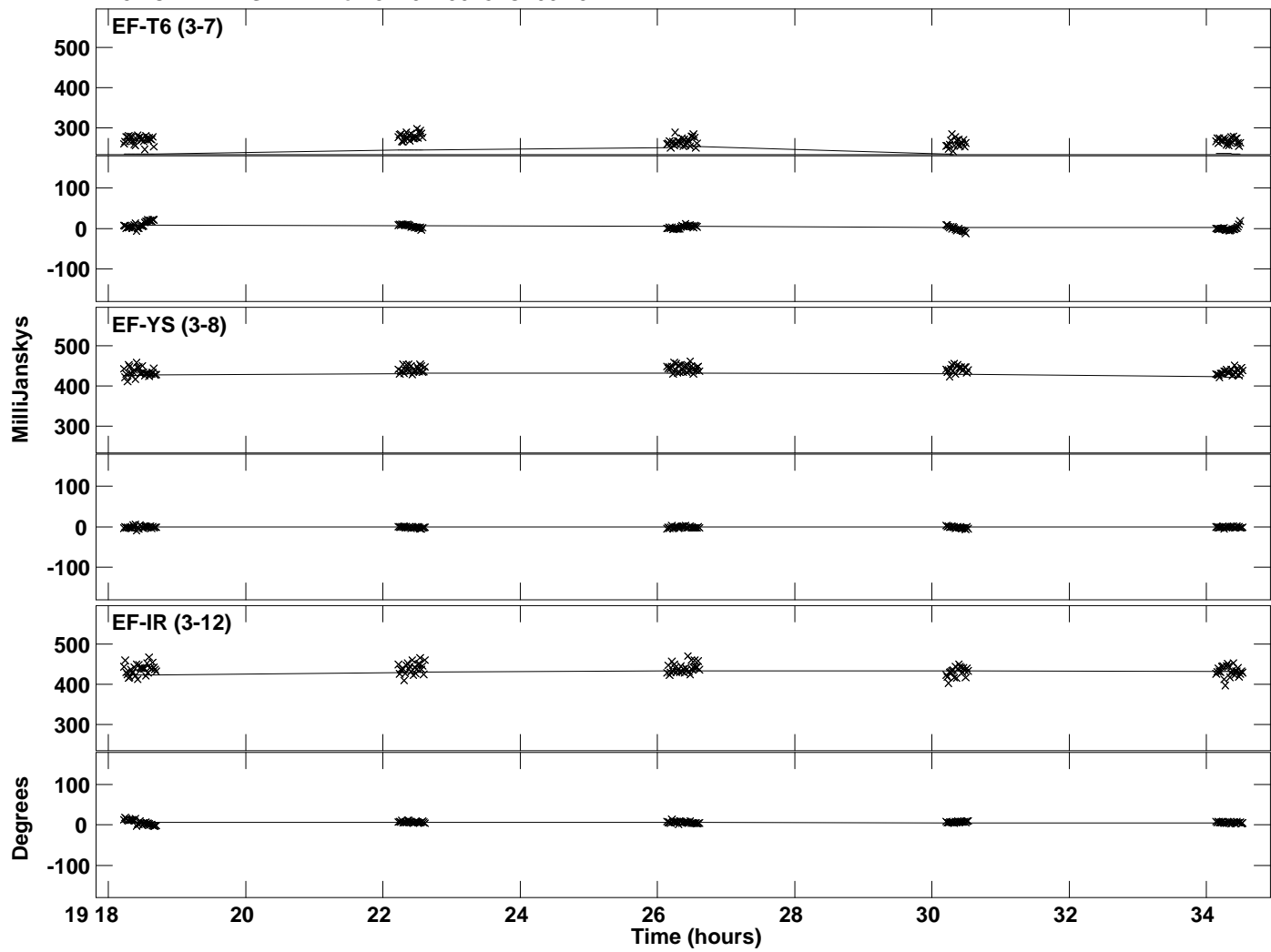
PLot file version 26 created 22-SEP-2020 00:23:02  
Amplitude andPhase vs Time for J2201+5048.MULTI.1 CL # 3  
IF 2 CHAN 1 STK RR of J2201+5048.ICL001.3




Plot file version 27 created 22-SEP-2020 00:23:04  
Amplitude and Phase vs Time for J2201+5048.MULTI.1 CL # 3  
IF 3 CHAN 1 STK RR of J2201+5048.ICL001.3



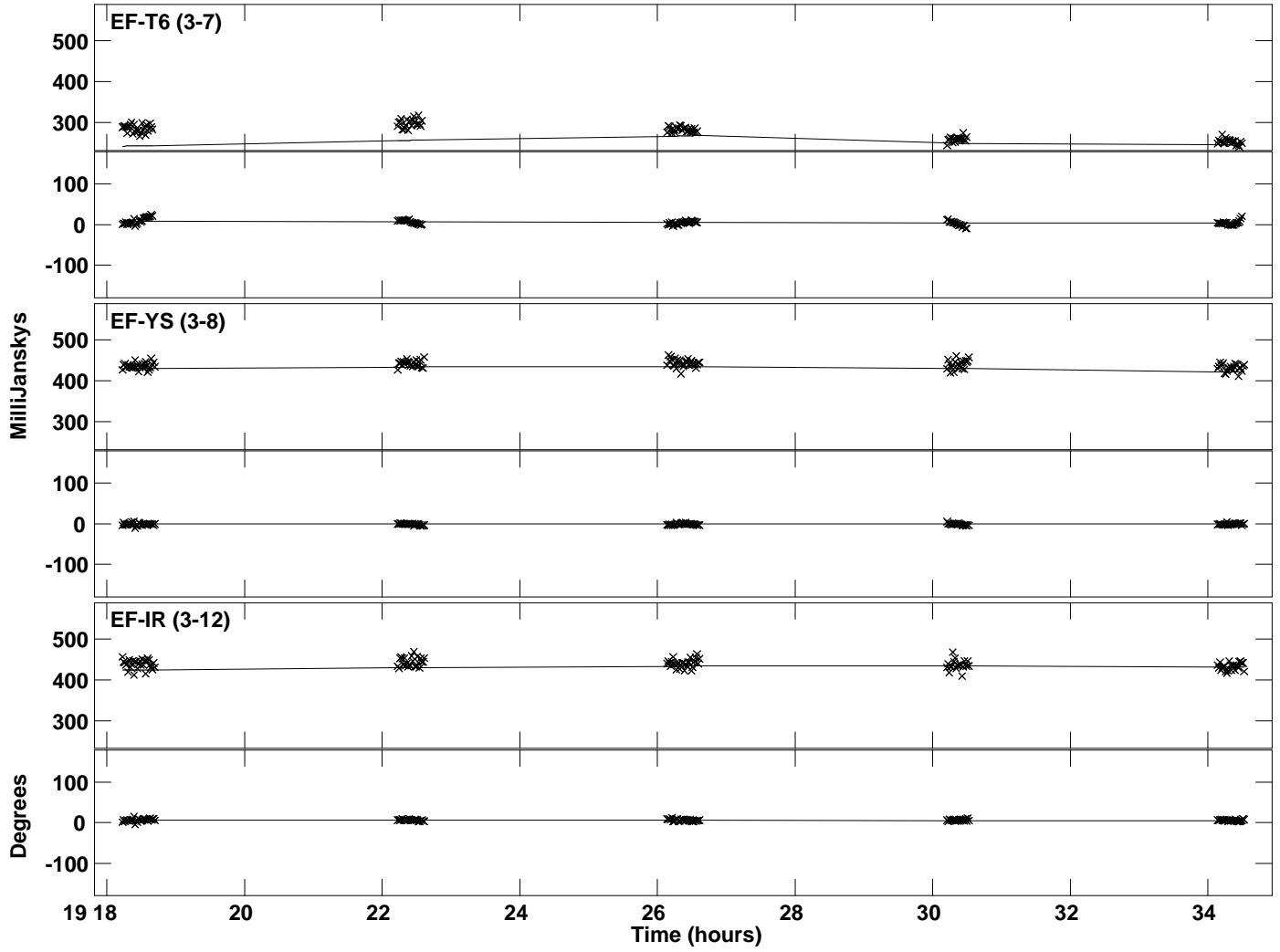
Plot file version 28 created 22-SEP-2020 00:23:04  
Amplitude andPhase vs Time for J2201+5048.MULTI.1 CL # 3  
IF 3 CHAN 1 STK RR of J2201+5048.ICL001.3




Plot file version 29 created 22-SEP-2020 00:23:07  
Amplitude andPhase vs Time for J2201+5048.MULTI.1 CL # 3  
IF 4 CHAN 1 STK RR of J2201+5048.ICL001.3




PLot file version 30 created 22-SEP-2020 00:23:07  
Amplitude andPhase vs Time for J2201+5048.MULTI.1 CL # 3  
IF 4 CHAN 1 STK RR of J2201+5048.ICL001.3



Plot file version 31 created 22-SEP-2020 00:23:09  
Amplitude andPhase vs Time for J2201+5048.MULTI.1 CL # 3  
IF 5 CHAN 1 STK RR of J2201+5048.ICL001.3

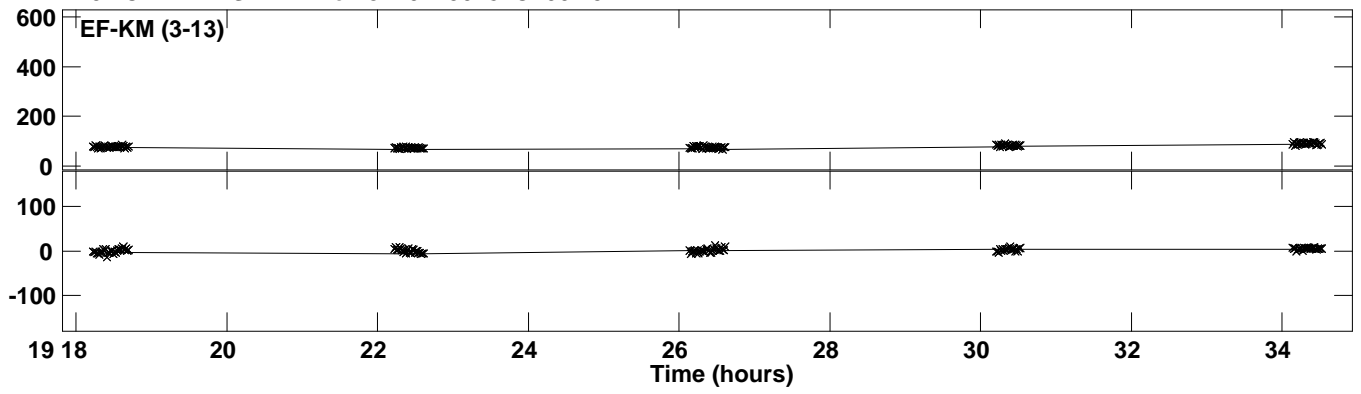


Plot file version 32 created 22-SEP-2020 00:23:09  
Amplitude andPhase vs Time for J2201+5048.MULTI.1 CL # 3  
IF 5 CHAN 1 STK RR of J2201+5048.ICL001.3







PLot file version 33 created 22-SEP-2020 00:23:09  
Amplitude andPhase vs Time for J2201+5048.MULTI.1 CL # 3  
IF 5 CHAN 1 STK RR of J2201+5048.ICL001.3




Plot file version 34 created 22-SEP-2020 00:23:11  
Amplitude andPhase vs Time for J2201+5048.MULTI.1 CL # 3  
IF 6 CHAN 1 STK RR of J2201+5048.ICL001.3



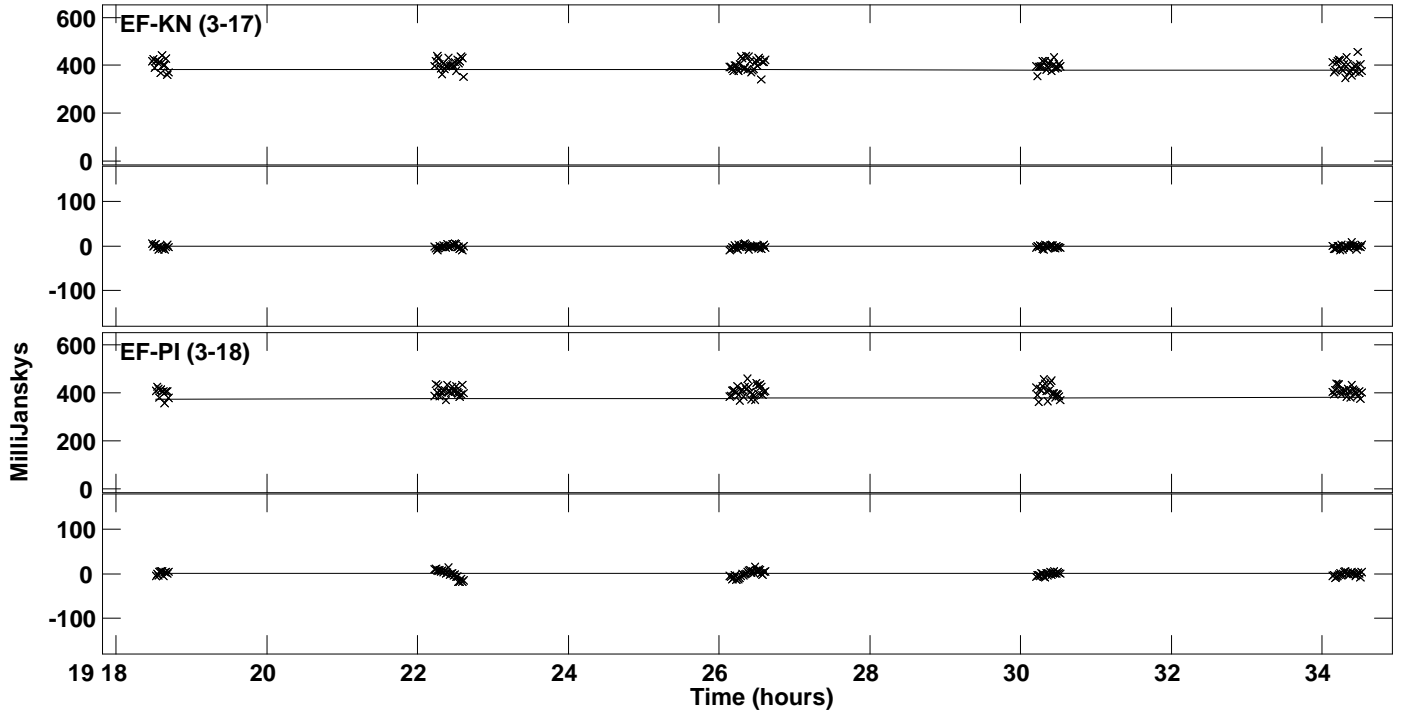
Plot file version 35 created 22-SEP-2020 00:23:11  
Amplitude and Phase vs Time for J2201+5048.MULTI.1 CL # 3  
IF 6 CHAN 1 STK RR of J2201+5048.ICL001.3




Plot file version 36 created 22-SEP-2020 00:23:11  
Amplitude and Phase vs Time for J2201+5048.MULTI.1 CL # 3  
IF 6 CHAN 1 STK RR of J2201+5048.ICL001.3




PLot file version 37 created 22-SEP-2020 00:23:11  
Amplitude andPhase vs Time for J2201+5048.MULTI.1 CL # 3  
IF 6 CHAN 1 STK RR of J2201+5048.ICL001.3




Plot file version 38 created 22-SEP-2020 00:23:13  
Amplitude andPhase vs Time for J2201+5048.MULTI.1 CL # 3  
IF 7 CHAN 1 STK RR of J2201+5048.ICL001.3



Plot file version 39 created 22-SEP-2020 00:23:13  
Amplitude andPhase vs Time for J2201+5048.MULTI.1 CL # 3  
IF 7 CHAN 1 STK RR of J2201+5048.ICL001.3

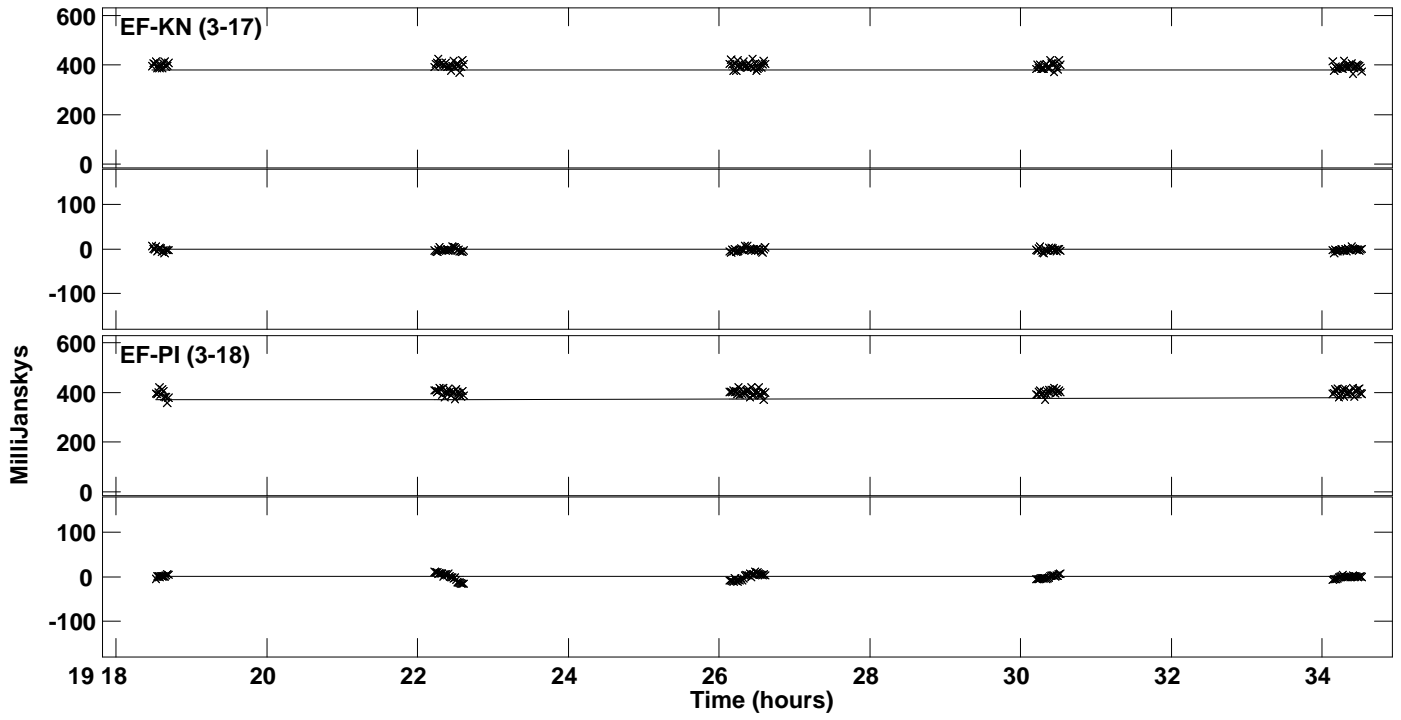


Plot file version 40 created 22-SEP-2020 00:23:13  
Amplitude andPhase vs Time for J2201+5048.MULTI.1 CL # 3  
IF 7 CHAN 1 STK RR of J2201+5048.ICL001.3







PLot file version 41 created 22-SEP-2020 00:23:13  
Amplitude andPhase vs Time for J2201+5048.MULTI.1 CL # 3  
IF 7 CHAN 1 STK RR of J2201+5048.ICL001.3



Plot file version 42 created 22-SEP-2020 00:23:16  
Amplitude andPhase vs Time for J2201+5048.MULTI.1 CL # 3  
IF 8 CHAN 1 STK RR of J2201+5048.ICL001.3



Plot file version 43 created 22-SEP-2020 00:23:16  
Amplitude andPhase vs Time for J2201+5048.MULTI.1 CL # 3  
IF 8 CHAN 1 STK RR of J2201+5048.ICL001.3



PLot file version 44 created 22-SEP-2020 00:23:16  
Amplitude andPhase vs Time for J2201+5048.MULTI.1 CL # 3  
IF 8 CHAN 1 STK RR of J2201+5048.ICL001.3

