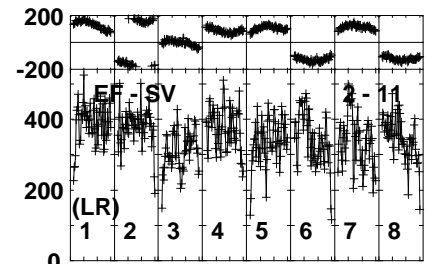
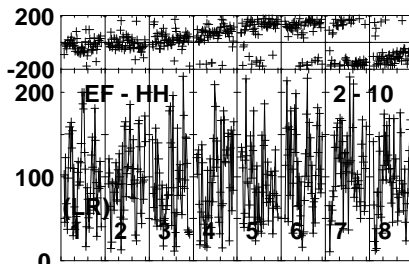
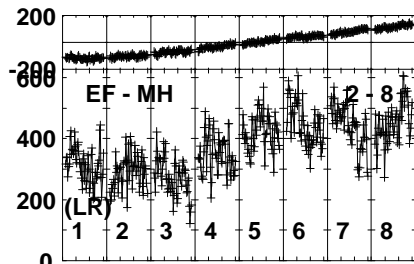
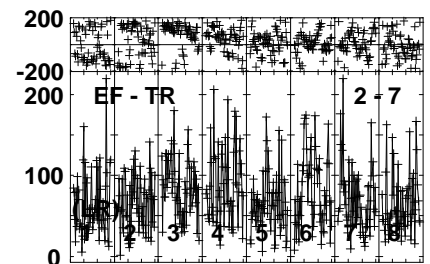
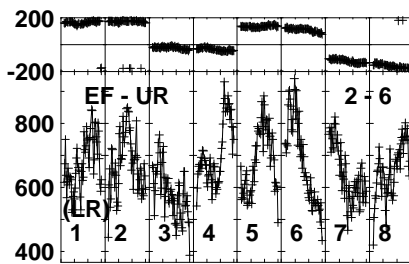
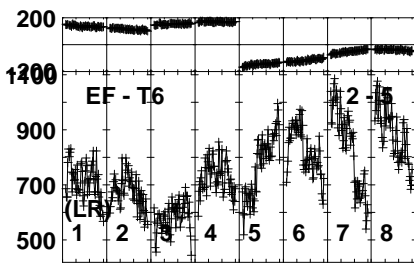
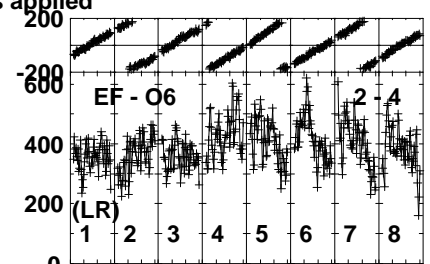
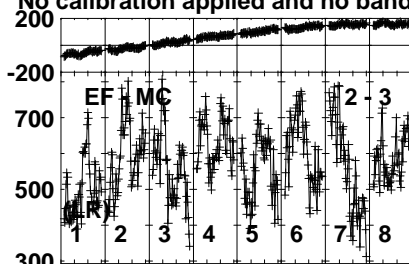
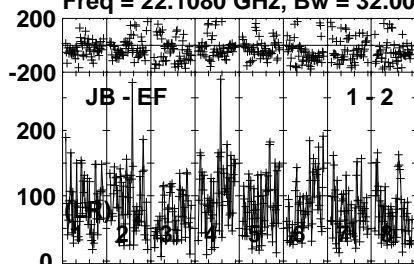


Plot file version 1 created 18-MAY-2021 12:29:00

0234+285 EY036B.UVDATA.1

Freq = 22.1080 GHz, Bw = 32.000 MH

No calibration applied and no bandpass applied



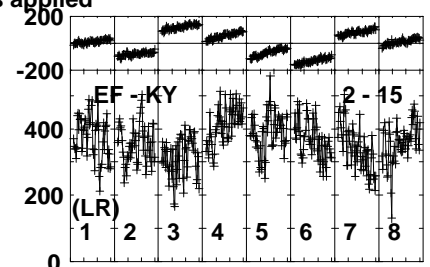
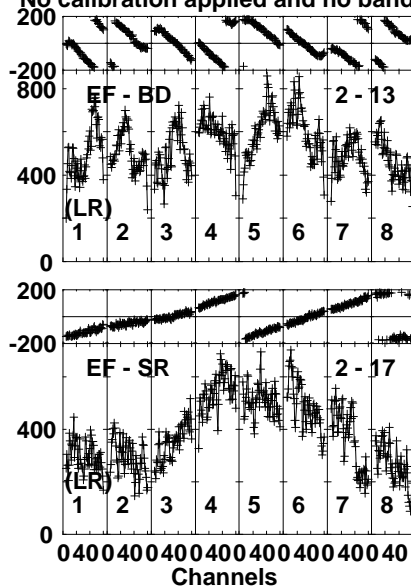
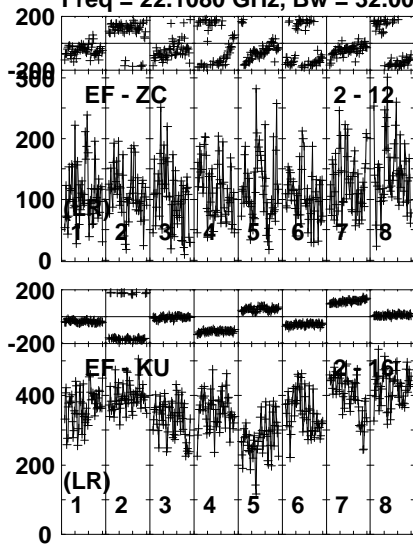
Lower frame: Micro Ampl Jy Top frame: Phas deg  
Vector averaged cross-power spectrum Several baselines displayed  
Timerange: 00/11:00:01 to 00/11:03:59

Plot file version 2 created 18-MAY-2021 12:29:00

0234+285 EY036B.UVDATA.1

Freq = 22.1080 GHz, Bw = 32.000 MH

No calibration applied and no bandpass applied



Lower frame: Micro Ampl Jy Top frame: Phas deg  
Vector averaged cross-power spectrum Several baselines displayed  
Timerange: 00/11:00:01 to 00/11:03:59

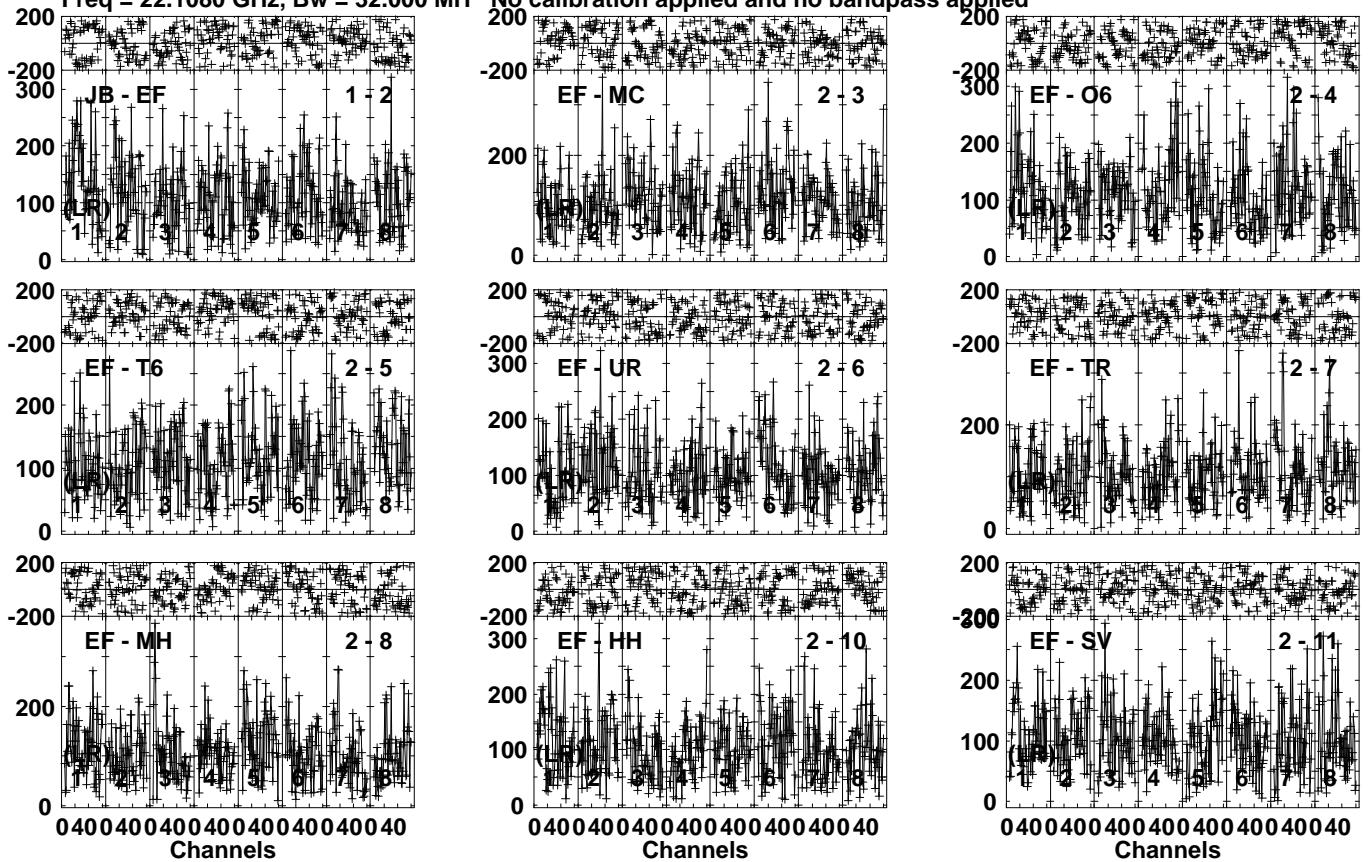


Plot file version 3 created 18-MAY-2021 12:29:01

J0243+0121 EY036B.UVDATA.1

Freq = 22.1080 GHz, Bw = 32.000 MH

No calibration applied and no bandpass applied



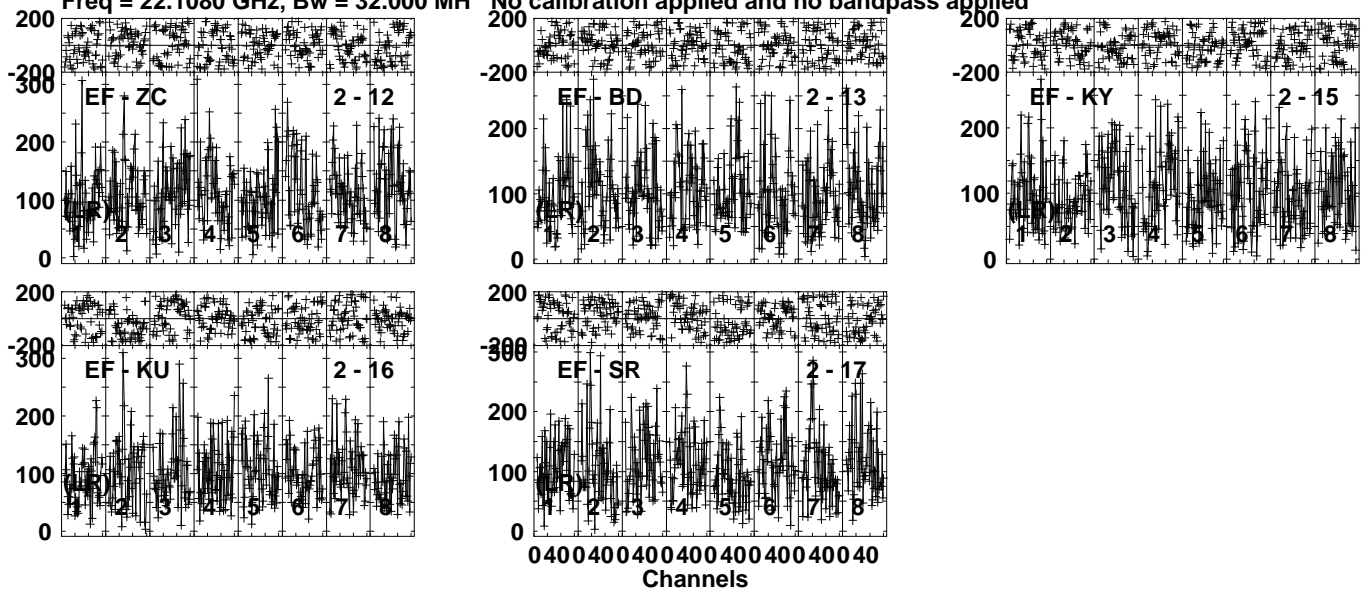
Lower frame: Micro Ampl Jy Top frame: Phas deg  
Vector averaged cross-power spectrum Several baselines displayed  
Timerange: 00/11:06:01 to 00/11:07:59

Plot file version 4 created 18-MAY-2021 12:29:01

J0243+0121 EY036B.UVDATA.1

Freq = 22.1080 GHz, Bw = 32.000 MH

No calibration applied and no bandpass applied



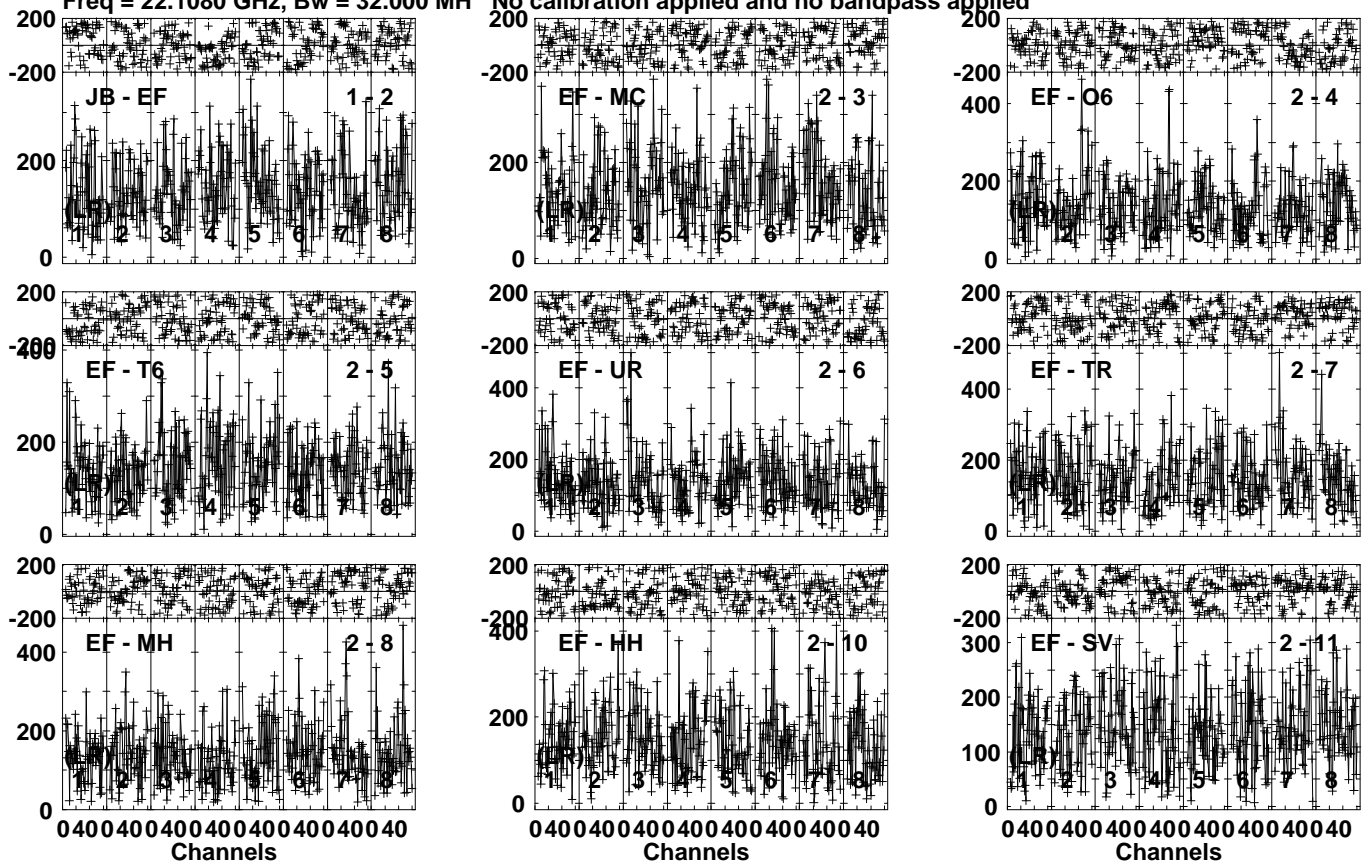
Lower frame: Micro Ampl Jy Top frame: Phas deg  
Vector averaged cross-power spectrum Several baselines displayed  
Timerange: 00/11:06:01 to 00/11:07:59

Plot file version 5 created 18-MAY-2021 12:29:01

NGC1068 EY036B.UVDATA.1

Freq = 22.1080 GHz, Bw = 32.000 MH

No calibration applied and no bandpass applied



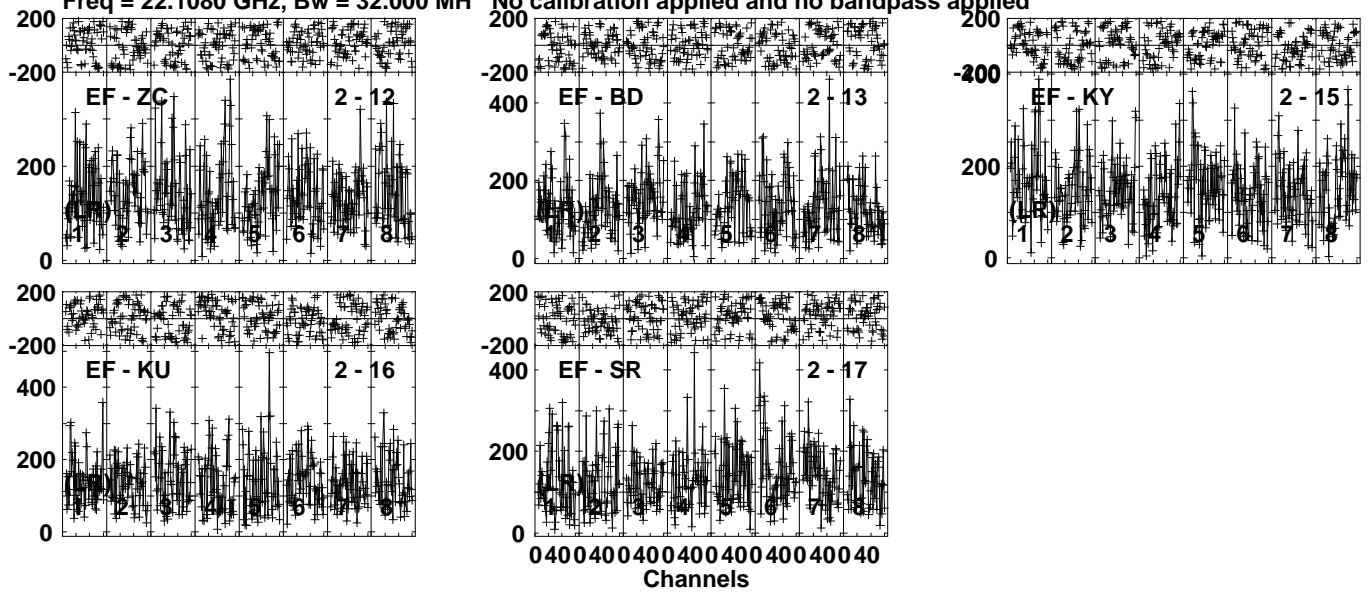
Lower frame: Micro Ampl Jy Top frame: Phas deg  
Vector averaged cross-power spectrum Several baselines displayed  
Timerange: 00/11:08:01 to 00/11:09:33

Plot file version 6 created 18-MAY-2021 12:29:02

NGC1068 EY036B.UVDATA.1

Freq = 22.1080 GHz, Bw = 32.000 MH

No calibration applied and no bandpass applied



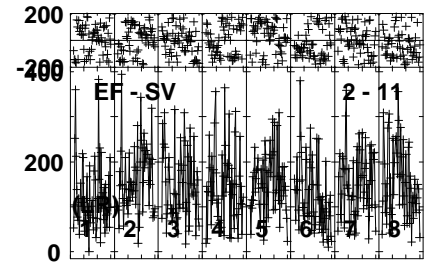
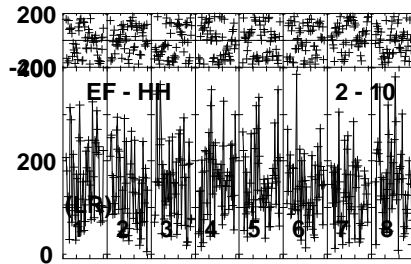
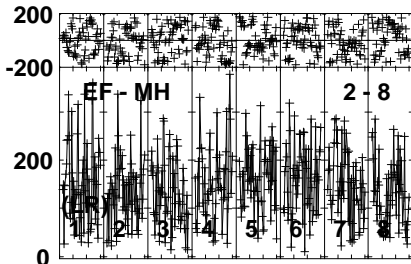
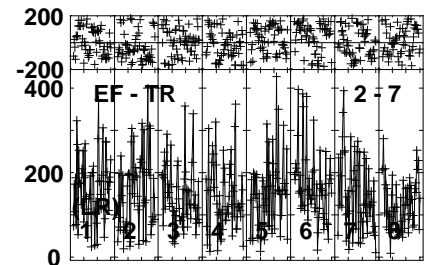
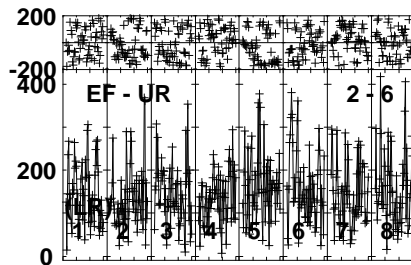
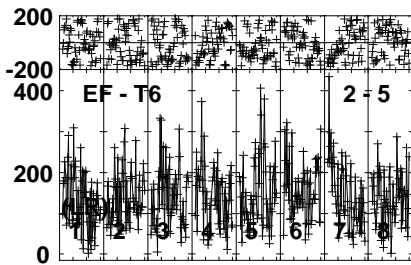
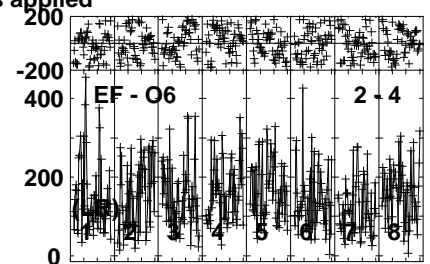
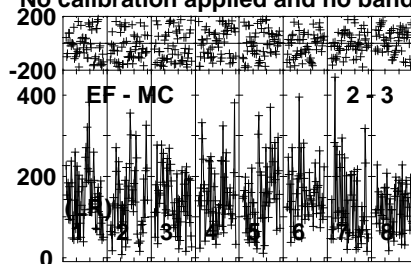
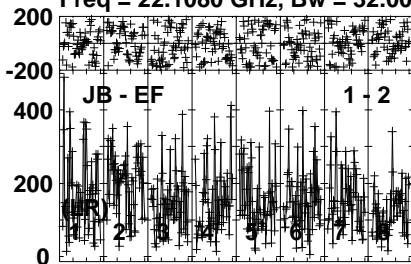
Lower frame: Micro Ampl Jy Top frame: Phas deg  
Vector averaged cross-power spectrum Several baselines displayed  
Timerange: 00/11:08:01 to 00/11:09:33

Plot file version 7 created 18-MAY-2021 12:29:02

J0243+0121 EY036B.UVDATA.1

Freq = 22.1080 GHz, Bw = 32.000 MH

No calibration applied and no bandpass applied



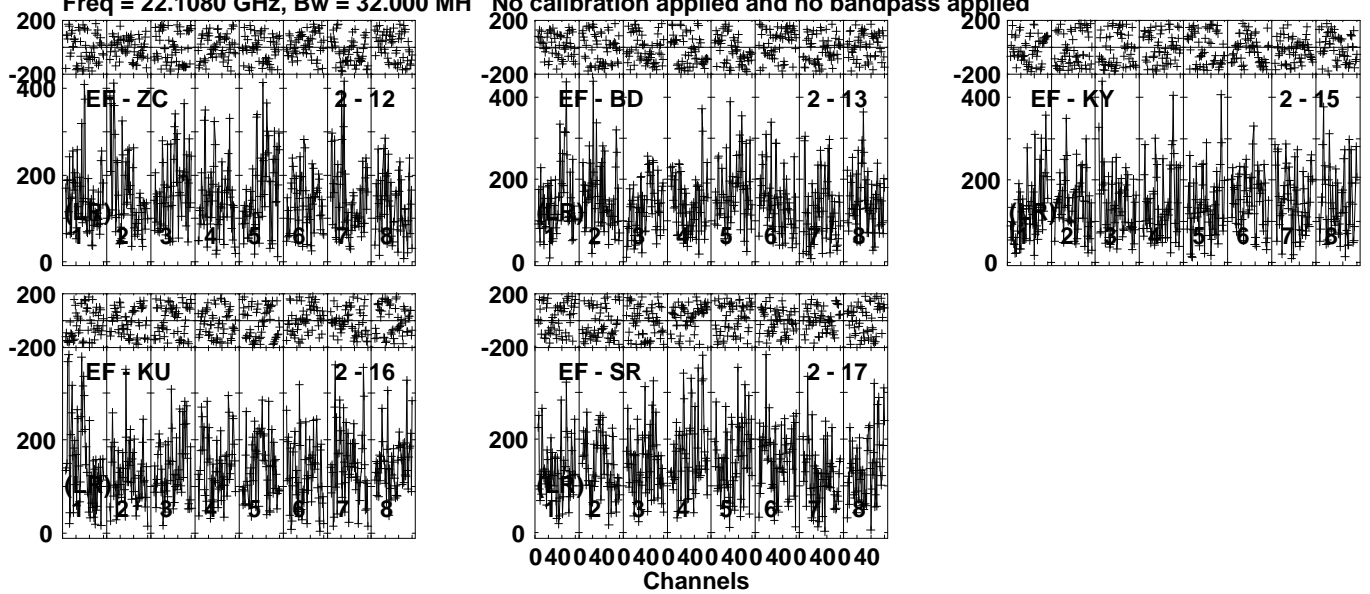
Lower frame: Micro Ampl Jy Top frame: Phas deg  
Vector averaged cross-power spectrum Several baselines displayed  
Timerange: 00/11:09:36 to 00/11:11:04

Plot file version 8 created 18-MAY-2021 12:29:02

J0243+0121 EY036B.UVDATA.1

Freq = 22.1080 GHz, Bw = 32.000 MH

No calibration applied and no bandpass applied



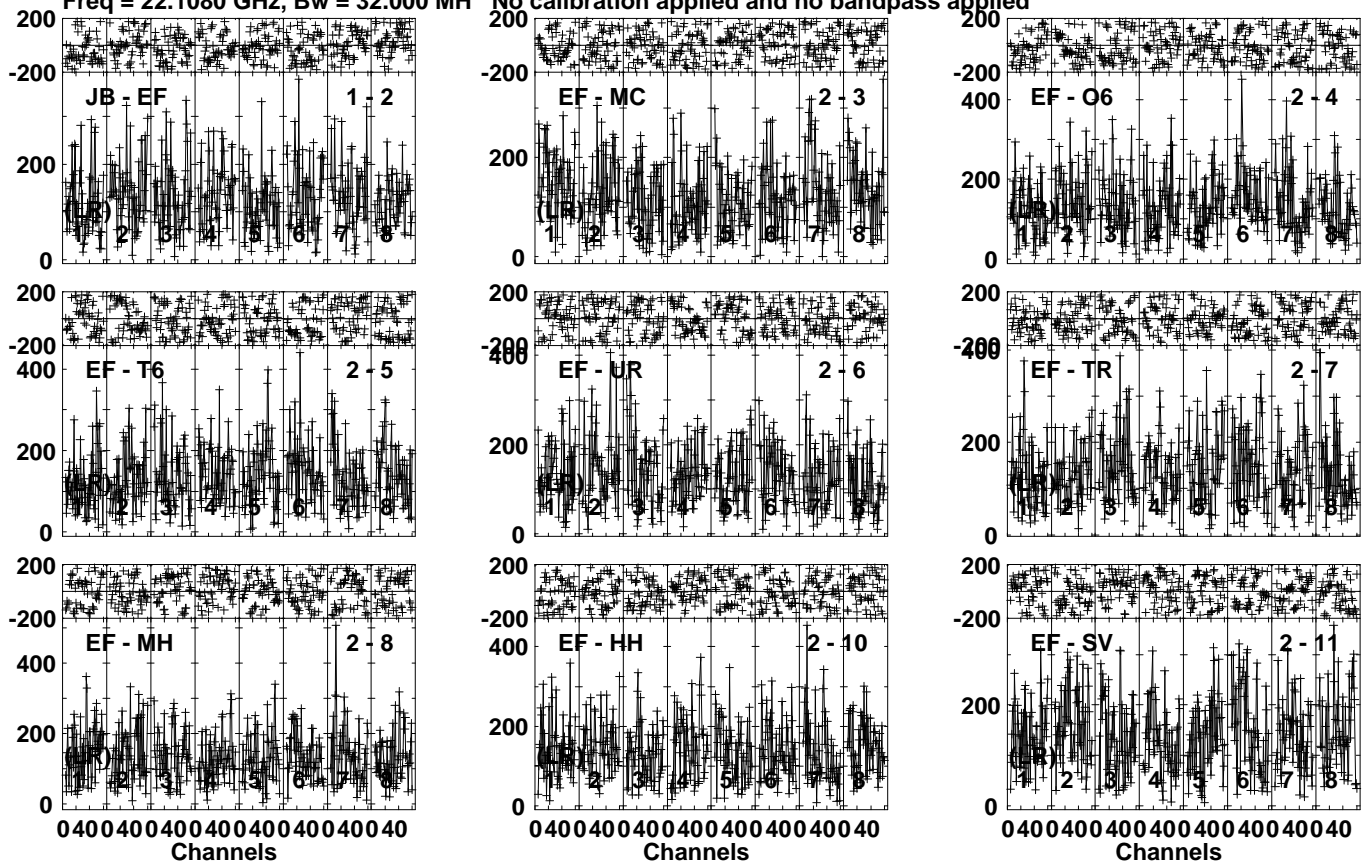
Lower frame: Micro Ampl Jy Top frame: Phas deg  
Vector averaged cross-power spectrum Several baselines displayed  
Timerange: 00/11:09:36 to 00/11:11:04

Plot file version 9 created 18-MAY-2021 12:29:02

NGC1068 EY036B.UVDATA.1

Freq = 22.1080 GHz, Bw = 32.000 MH

No calibration applied and no bandpass applied



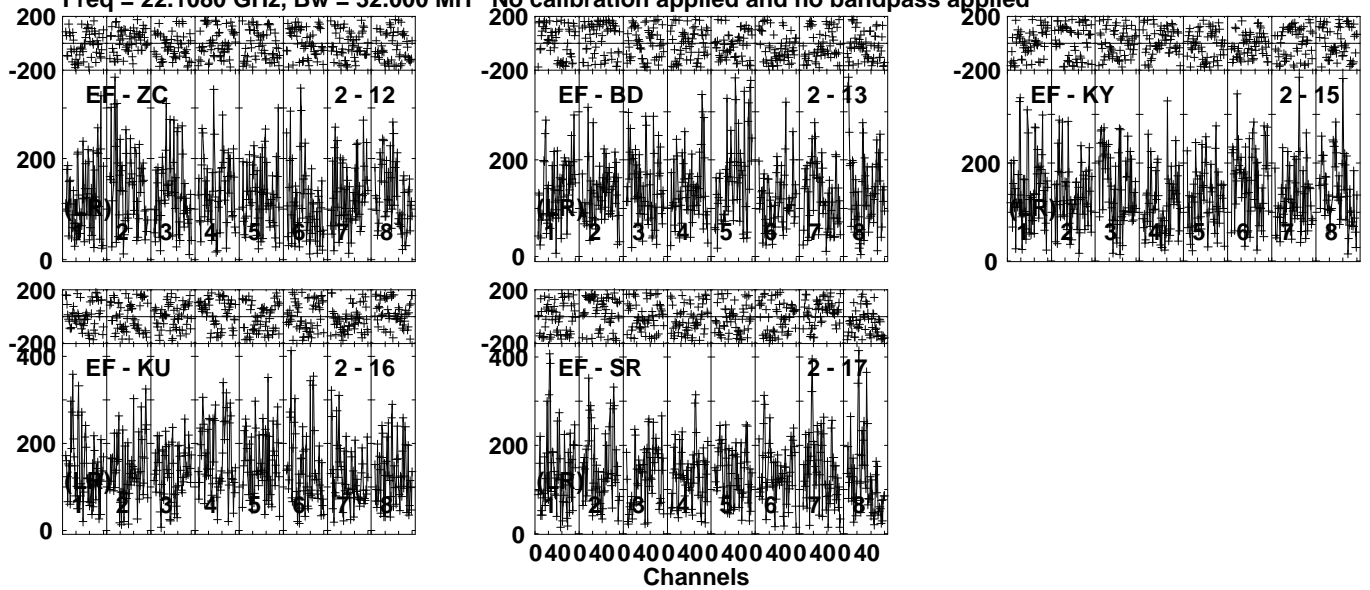
Lower frame: Micro Ampl Jy Top frame: Phas deg  
Vector averaged cross-power spectrum Several baselines displayed  
Timerange: 00/11:11:06 to 00/11:12:38

Plot file version 10 created 18-MAY-2021 12:29:03

NGC1068 EY036B.UVDATA.1

Freq = 22.1080 GHz, Bw = 32.000 MH

No calibration applied and no bandpass applied



Lower frame: Micro Ampl Jy Top frame: Phas deg  
Vector averaged cross-power spectrum Several baselines displayed  
Timerange: 00/11:11:06 to 00/11:12:38

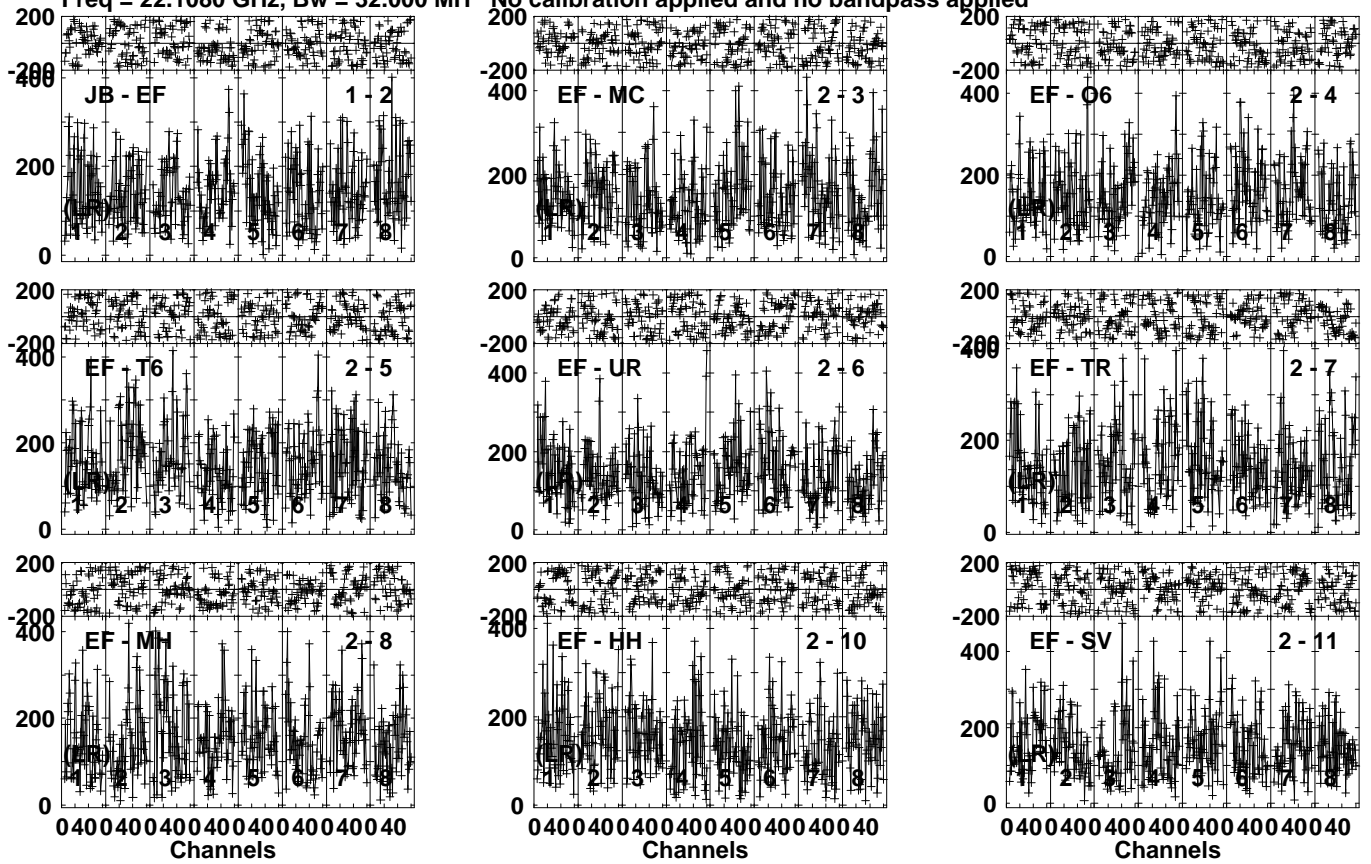


Plot file version 11 created 18-MAY-2021 12:29:03

J0243+0121 EY036B.UVDATA.1

Freq = 22.1080 GHz, Bw = 32.000 MH

No calibration applied and no bandpass applied



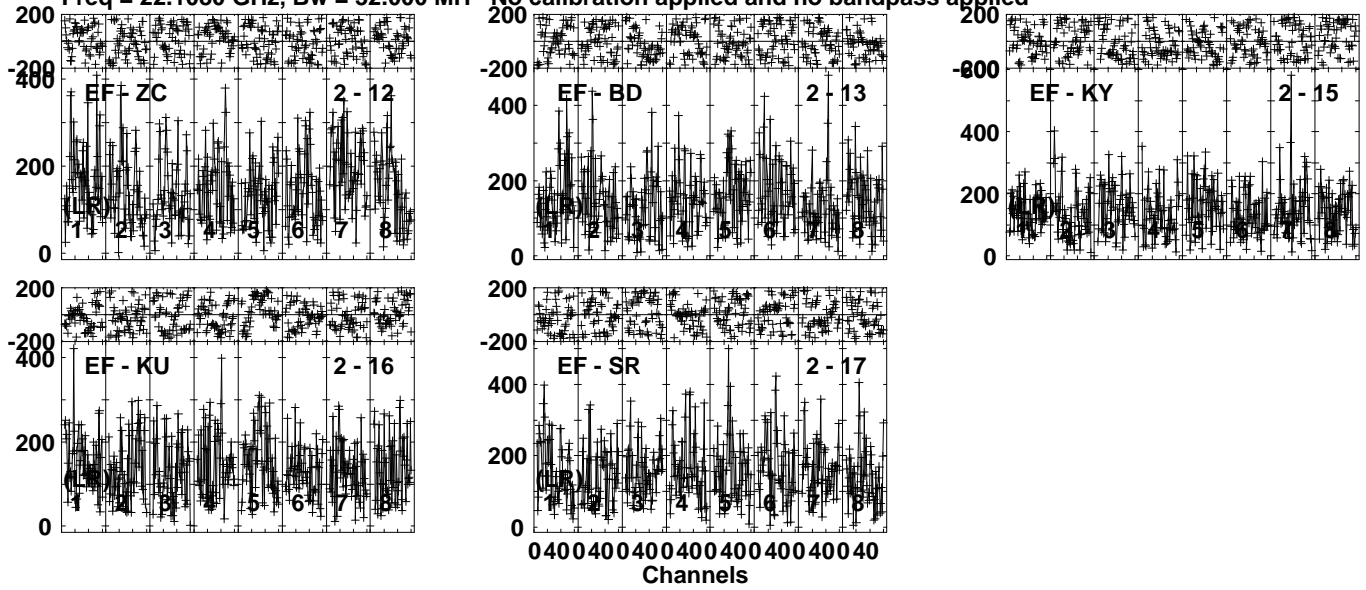
Lower frame: Micro Ampl Jy Top frame: Phas deg  
Vector averaged cross-power spectrum Several baselines displayed  
Timerange: 00/11:12:41 to 00/11:14:09

Plot file version 12 created 18-MAY-2021 12:29:03

J0243+0121 EY036B.UVDATA.1

Freq = 22.1080 GHz, Bw = 32.000 MH

No calibration applied and no bandpass applied



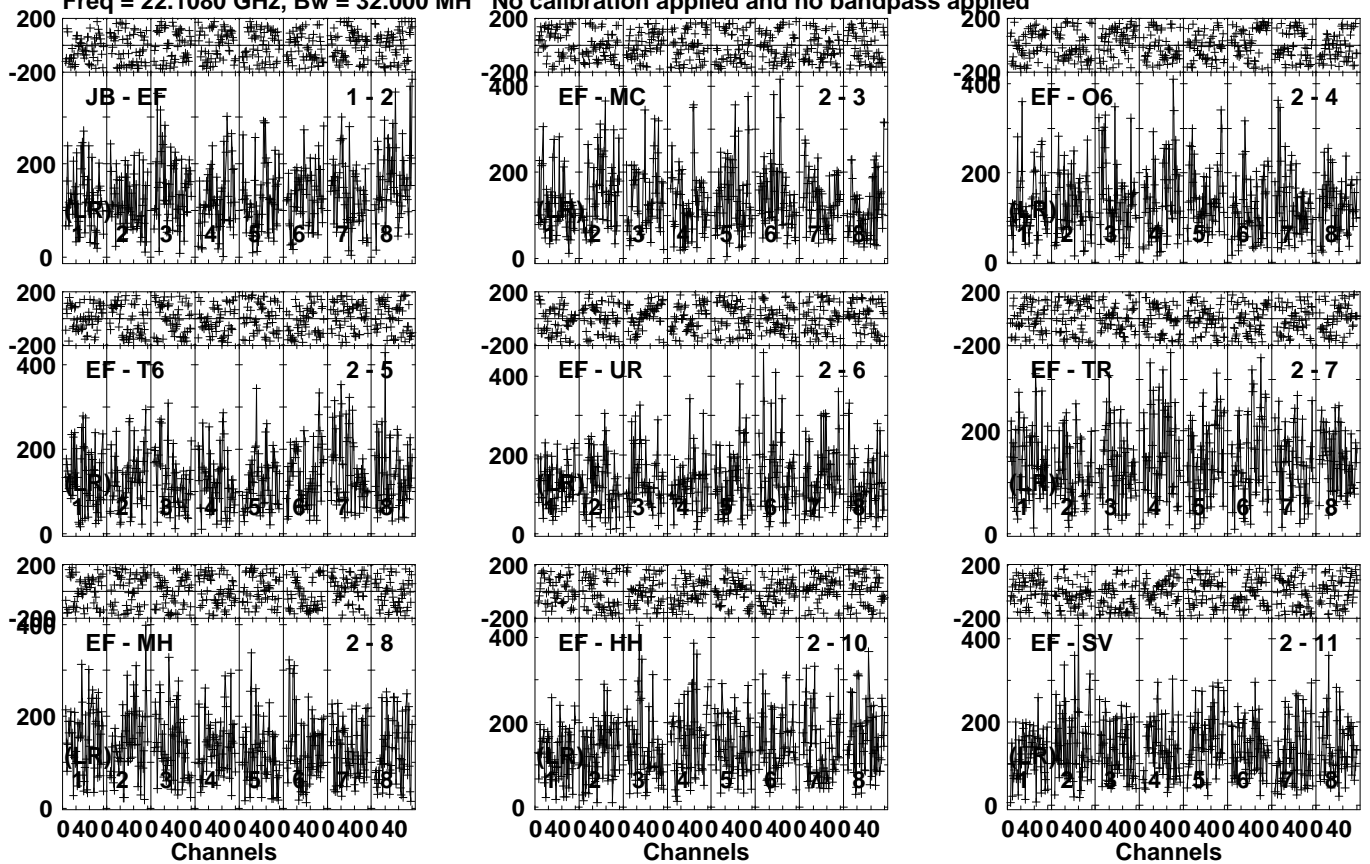
Lower frame: Micro Ampl Jy Top frame: Phas deg  
Vector averaged cross-power spectrum Several baselines displayed  
Timerange: 00/11:12:41 to 00/11:14:09

Plot file version 13 created 18-MAY-2021 12:29:03

NGC1068 EY036B.UVDATA.1

Freq = 22.1080 GHz, Bw = 32.000 MH

No calibration applied and no bandpass applied



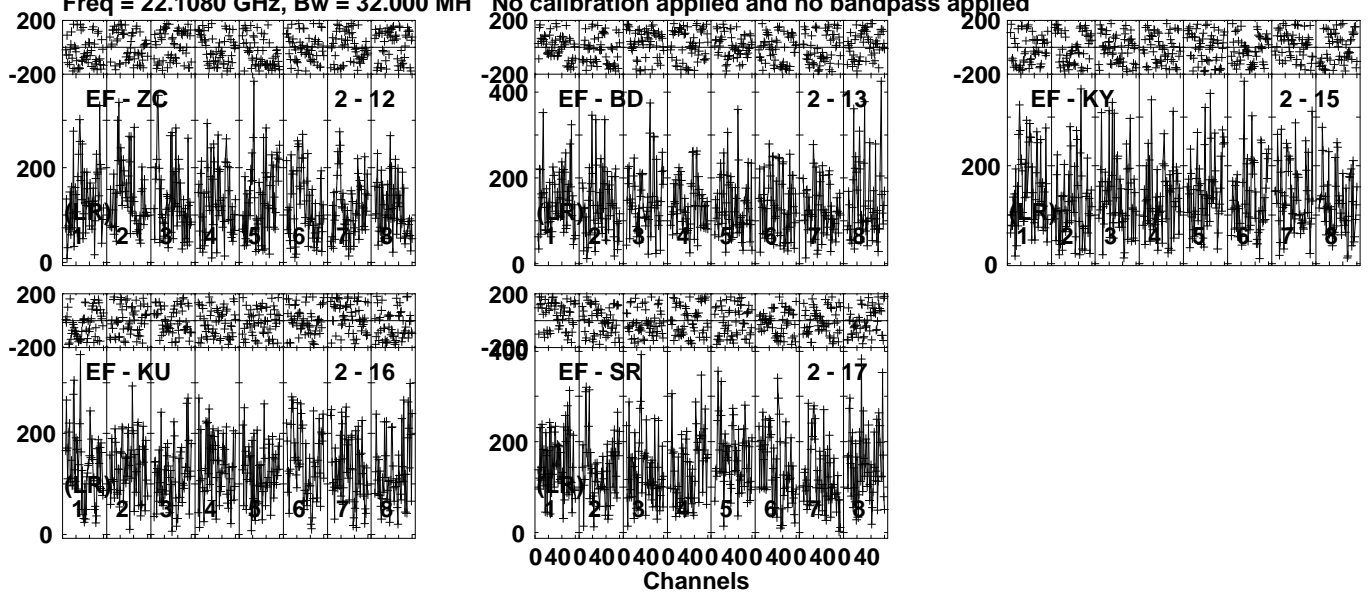
Lower frame: Micro Ampl Jy Top frame: Phas deg  
Vector averaged cross-power spectrum Several baselines displayed  
Timerange: 00/11:14:11 to 00/11:15:43

Plot file version 14 created 18-MAY-2021 12:29:04

NGC1068 EY036B.UVDATA.1

Freq = 22.1080 GHz, Bw = 32.000 MH

No calibration applied and no bandpass applied



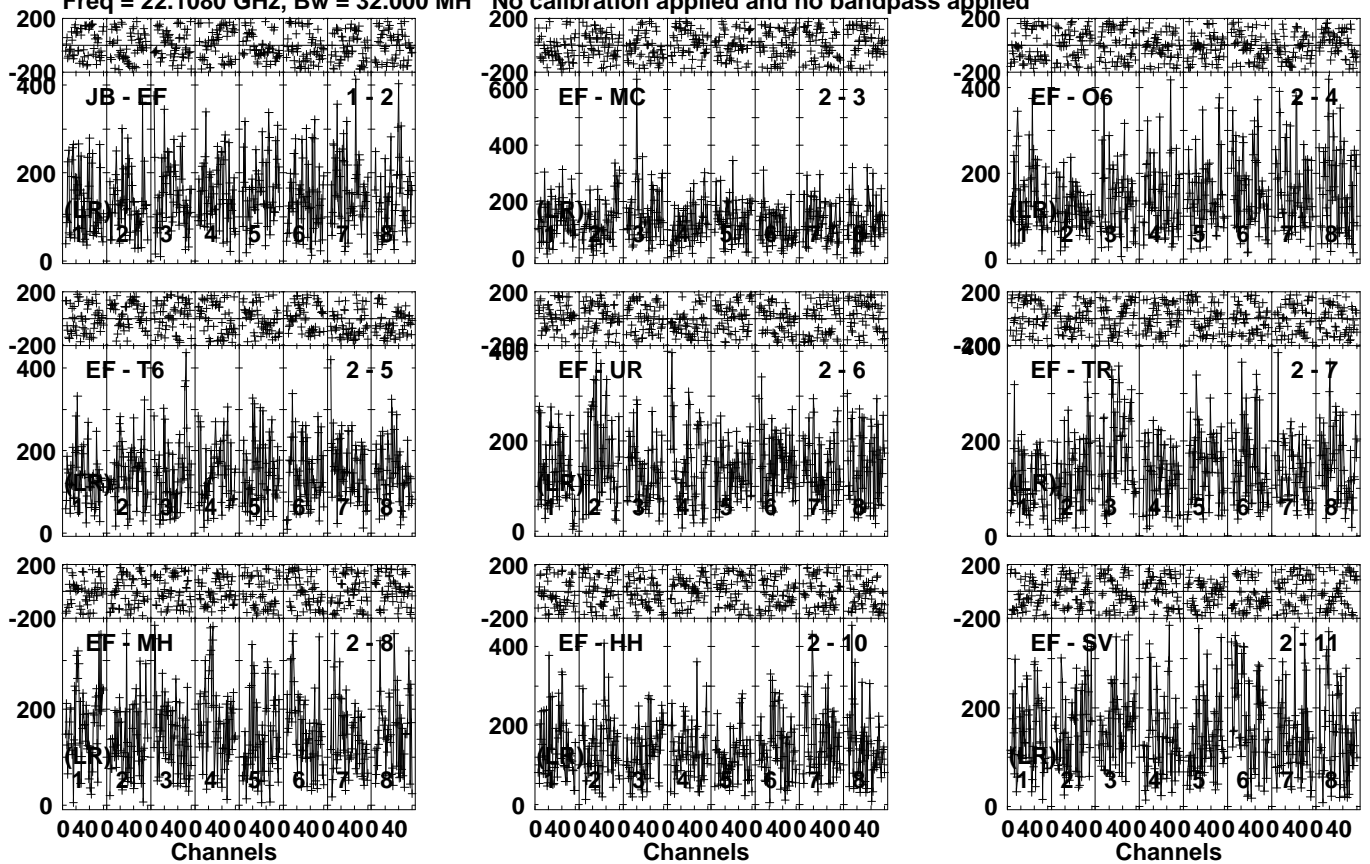
Lower frame: Micro Ampl Jy Top frame: Phas deg  
Vector averaged cross-power spectrum Several baselines displayed  
Timerange: 00/11:14:11 to 00/11:15:43

Plot file version 15 created 18-MAY-2021 12:29:04

J0243+0121 EY036B.UVDATA.1

Freq = 22.1080 GHz, Bw = 32.000 MH

No calibration applied and no bandpass applied



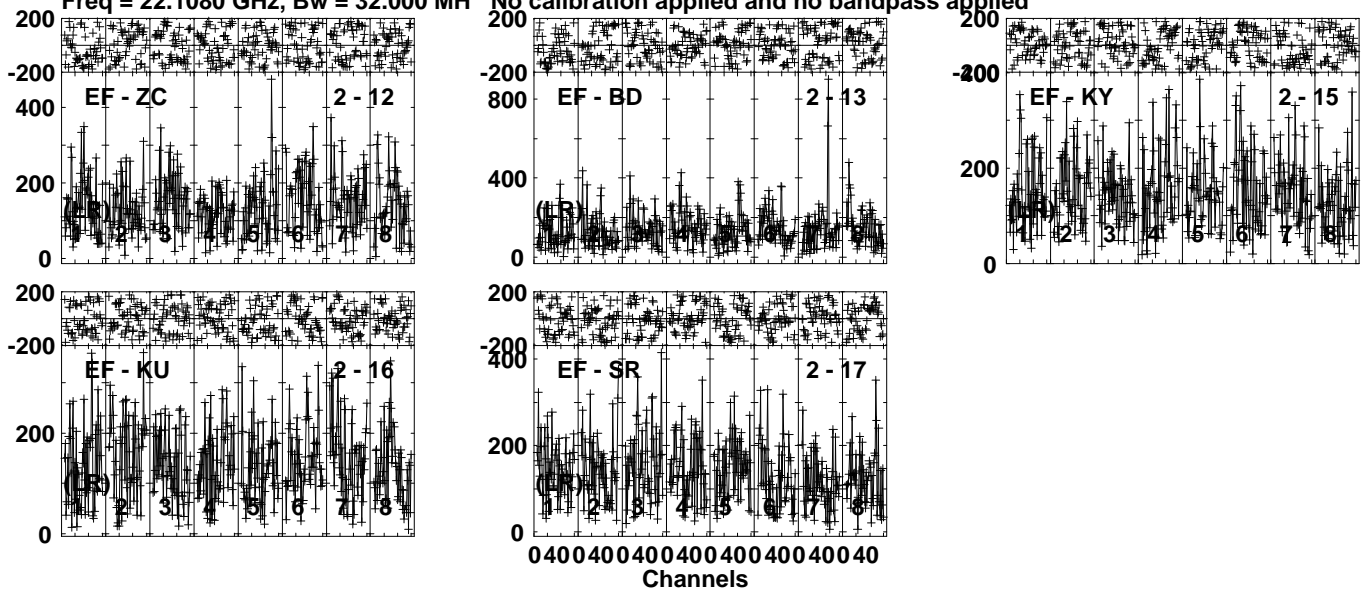
Lower frame: Micro Ampl Jy Top frame: Phas deg  
Vector averaged cross-power spectrum Several baselines displayed  
Timerange: 00/11:16:26 to 00/11:17:24

Plot file version 16 created 18-MAY-2021 12:29:04

J0243+0121 EY036B.UVDATA.1

Freq = 22.1080 GHz, Bw = 32.000 MH

No calibration applied and no bandpass applied



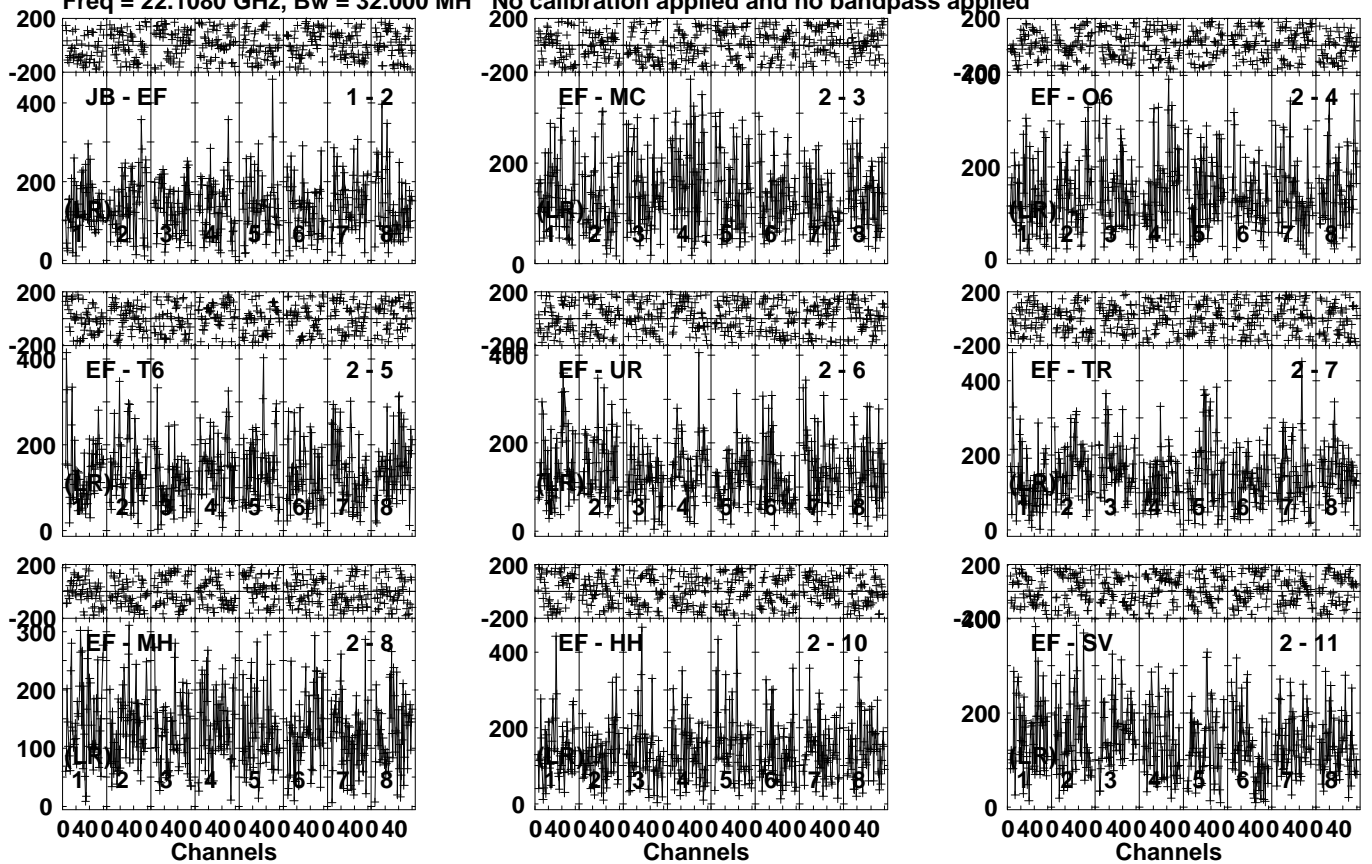
Lower frame: Micro Ampl Jy Top frame: Phas deg  
Vector averaged cross-power spectrum Several baselines displayed  
Timerange: 00/11:16:26 to 00/11:17:24

Plot file version 17 created 18-MAY-2021 12:29:04

NGC1068 EY036B.UVDATA.1

Freq = 22.1080 GHz, Bw = 32.000 MH

No calibration applied and no bandpass applied



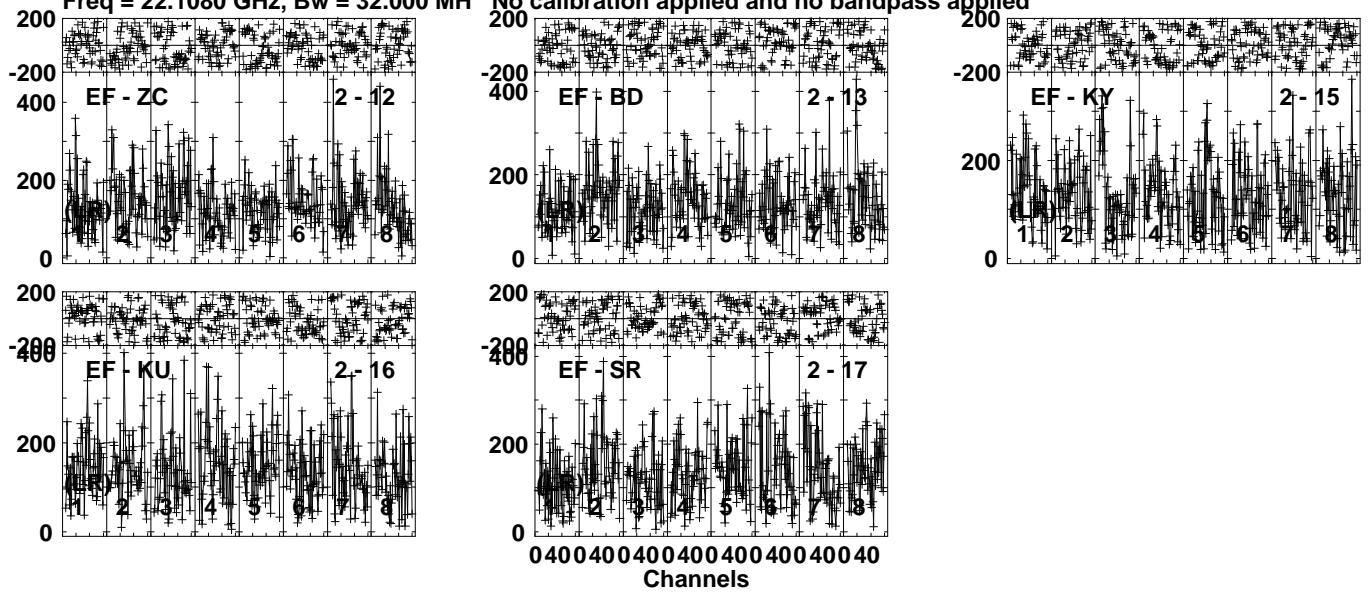
Lower frame: Micro Ampl Jy Top frame: Phas deg  
Vector averaged cross-power spectrum Several baselines displayed  
Timerange: 00/11:17:26 to 00/11:18:58

Plot file version 18 created 18-MAY-2021 12:29:05

NGC1068 EY036B.UVDATA.1

Freq = 22.1080 GHz, Bw = 32.000 MH

No calibration applied and no bandpass applied



Lower frame: Micro Ampl Jy Top frame: Phas deg  
Vector averaged cross-power spectrum Several baselines displayed  
Timerange: 00/11:17:26 to 00/11:18:58

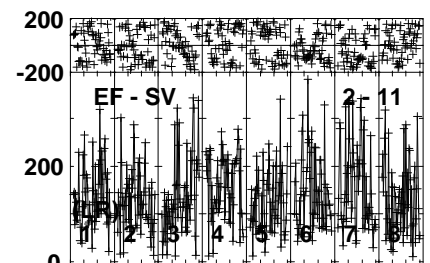
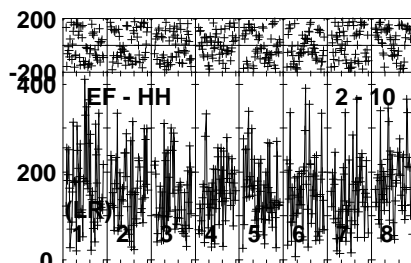
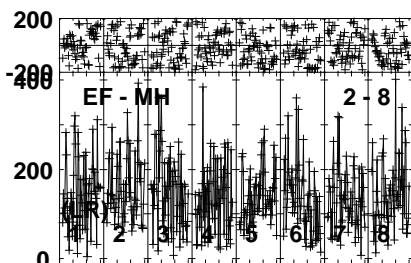
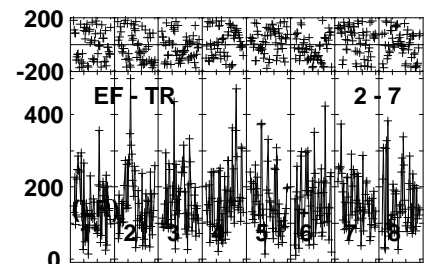
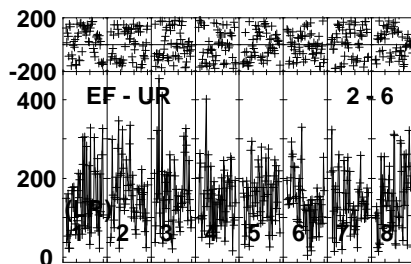
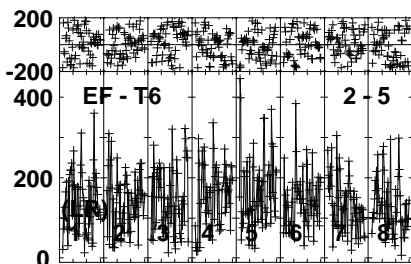
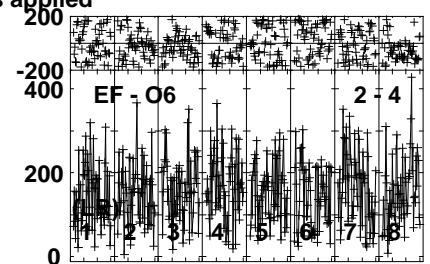
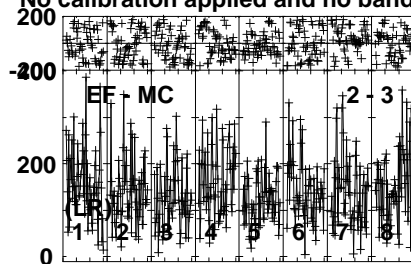
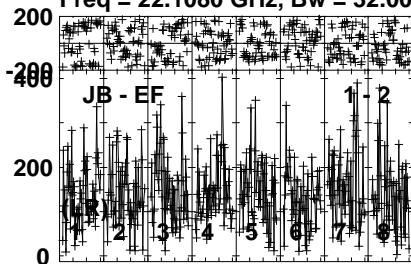


Plot file version 19 created 18-MAY-2021 12:29:05

J0243+0121 EY036B.UVDATA.1

Freq = 22.1080 GHz, Bw = 32.000 MH

No calibration applied and no bandpass applied



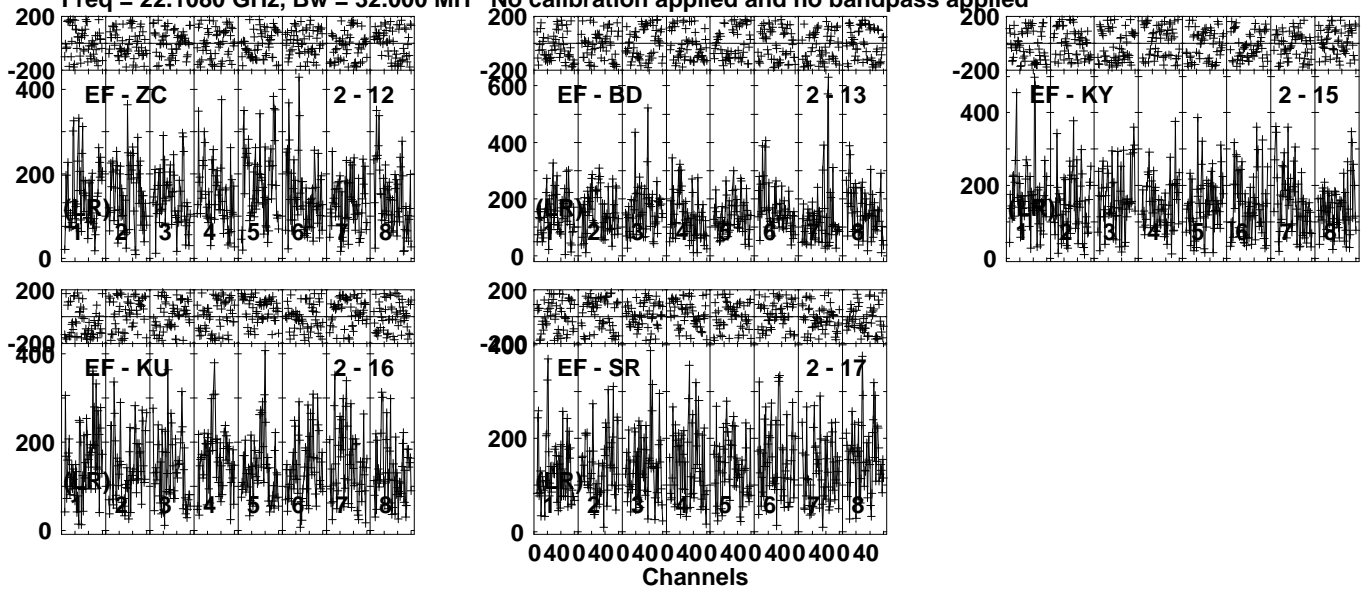
Lower frame: Micro Ampl Jy Top frame: Phas deg  
Vector averaged cross-power spectrum Several baselines displayed  
Timerange: 00/11:19:01 to 00/11:20:29

Plot file version 20 created 18-MAY-2021 12:29:05

J0243+0121 EY036B.UVDATA.1

Freq = 22.1080 GHz, Bw = 32.000 MH

No calibration applied and no bandpass applied



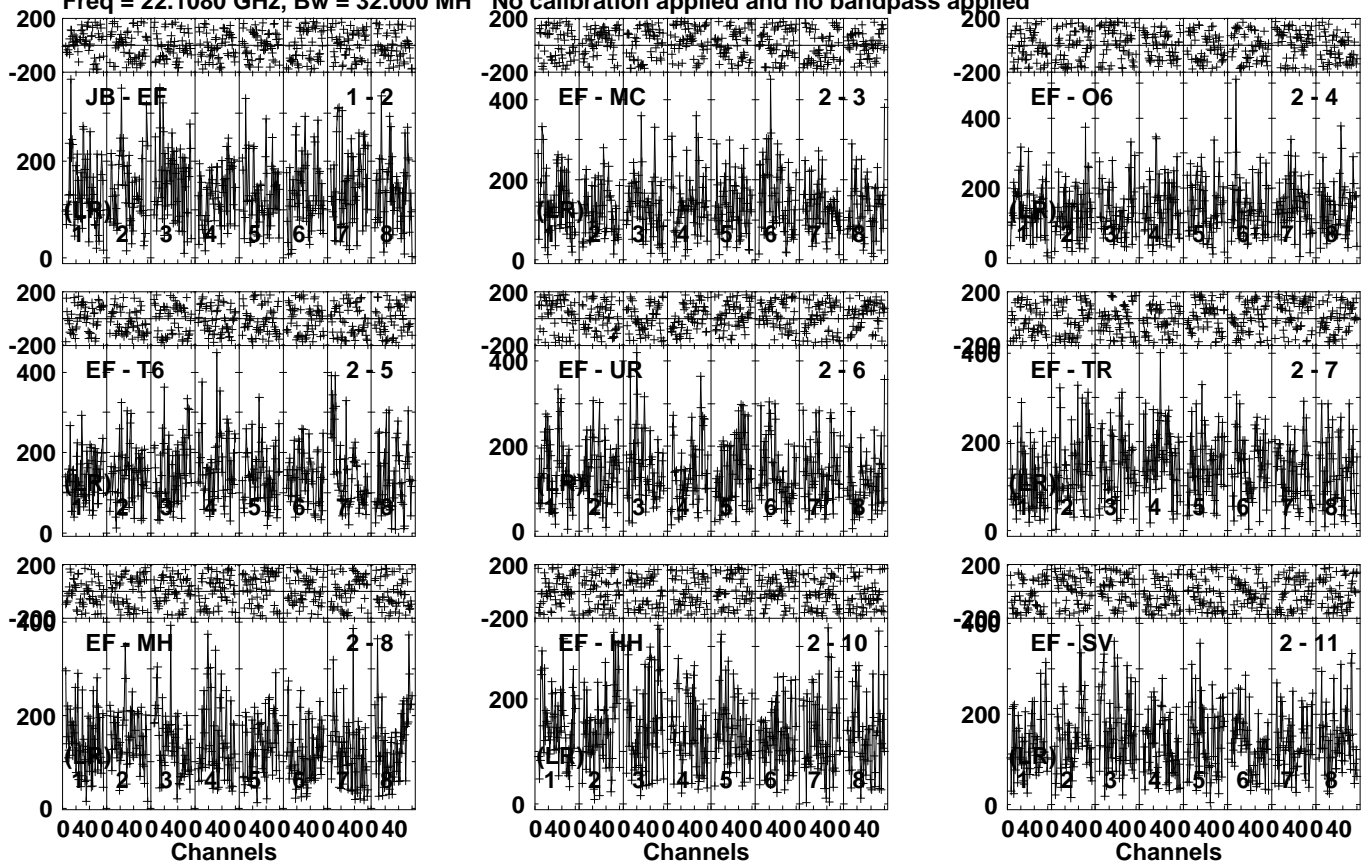
Lower frame: Micro Ampl Jy Top frame: Phas deg  
Vector averaged cross-power spectrum Several baselines displayed  
Timerange: 00/11:19:01 to 00/11:20:29

Plot file version 21 created 18-MAY-2021 12:29:05

NGC1068 EY036B.UVDATA.1

Freq = 22.1080 GHz, Bw = 32.000 MH

No calibration applied and no bandpass applied



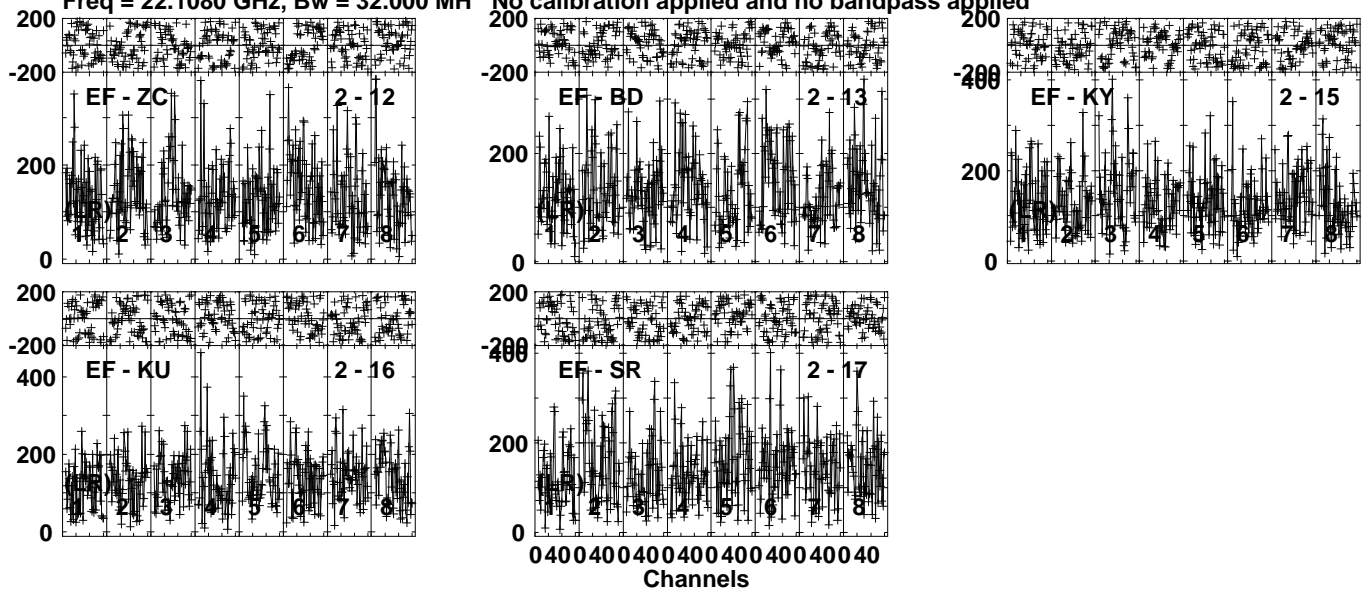
Lower frame: Micro Ampl Jy Top frame: Phas deg  
Vector averaged cross-power spectrum Several baselines displayed  
Timerange: 00/11:20:31 to 00/11:22:03

Plot file version 22 created 18-MAY-2021 12:29:06

NGC1068 EY036B.UVDATA.1

Freq = 22.1080 GHz, Bw = 32.000 MH

No calibration applied and no bandpass applied



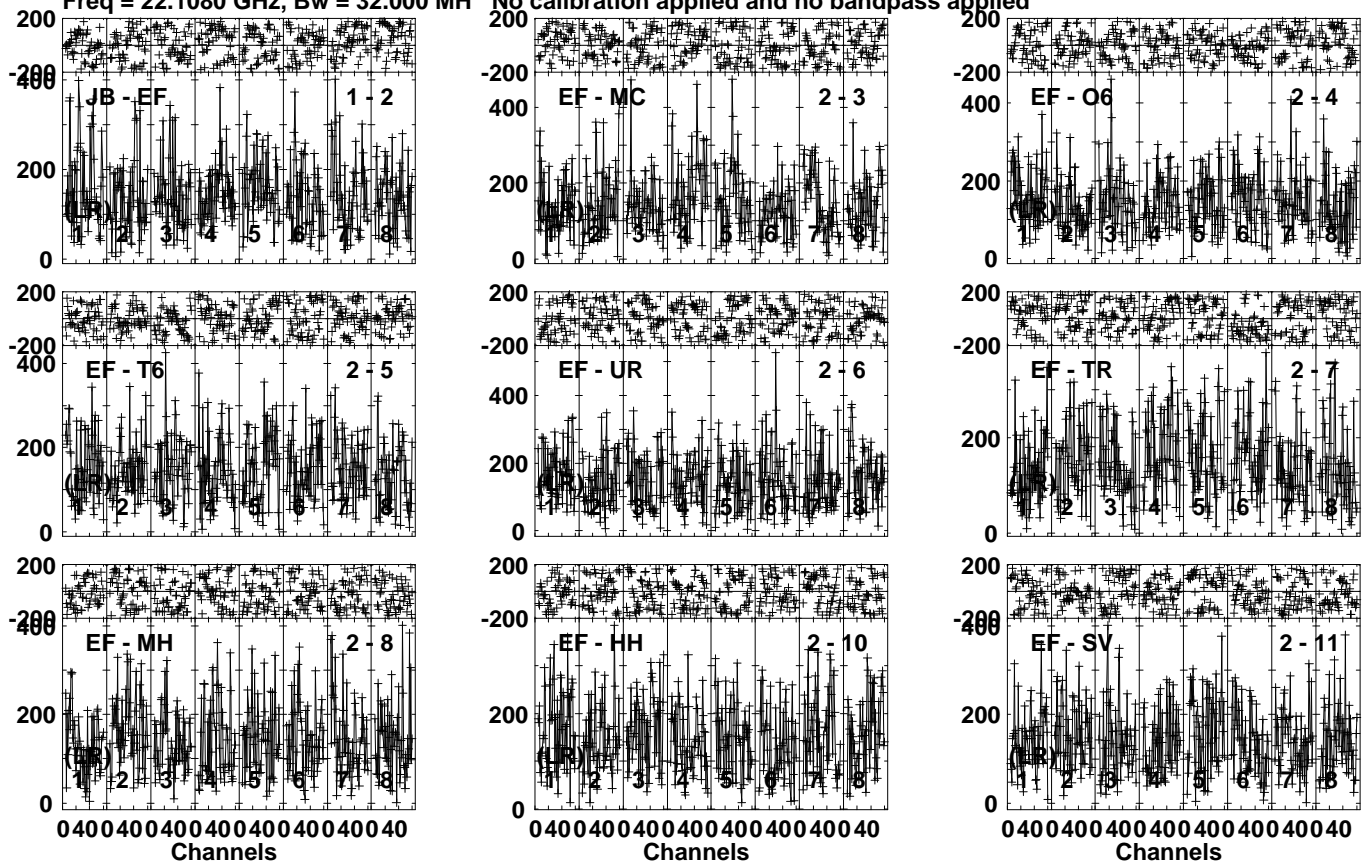
Lower frame: Micro Ampl Jy Top frame: Phas deg  
Vector averaged cross-power spectrum Several baselines displayed  
Timerange: 00/11:20:31 to 00/11:22:03

Plot file version 23 created 18-MAY-2021 12:29:06

J0243+0121 EY036B.UVDATA.1

Freq = 22.1080 GHz, Bw = 32.000 MH

No calibration applied and no bandpass applied



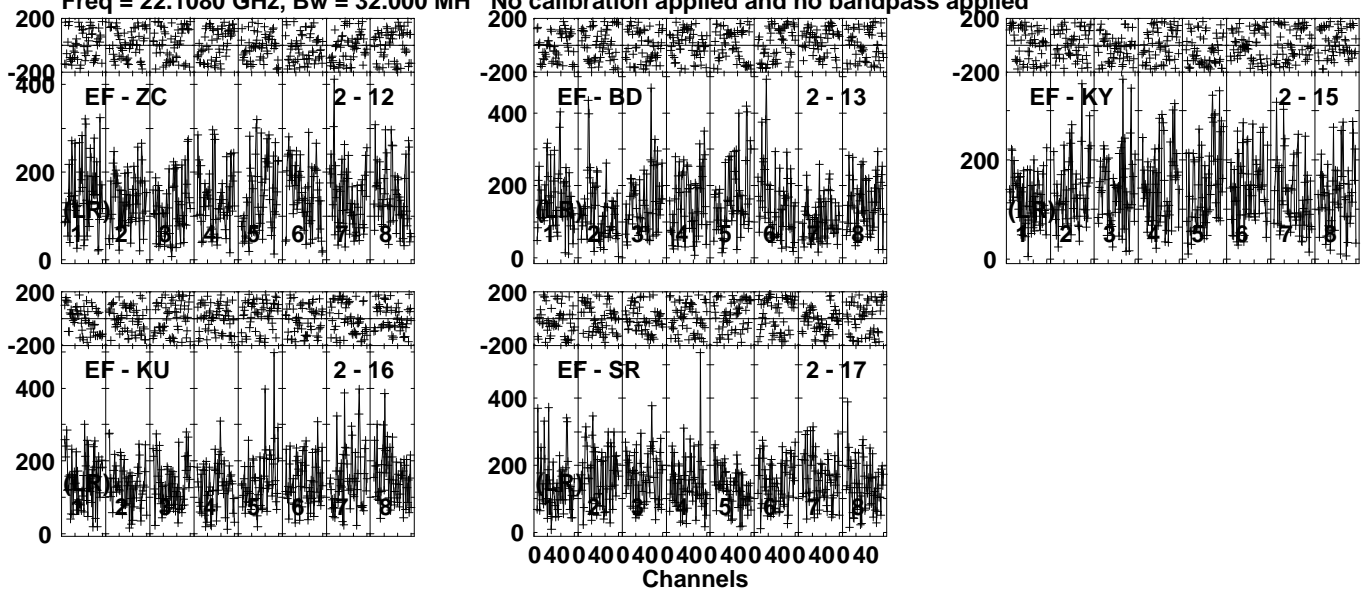
Lower frame: Micro Ampl Jy Top frame: Phas deg  
Vector averaged cross-power spectrum Several baselines displayed  
Timerange: 00/11:22:06 to 00/11:23:34

Plot file version 24 created 18-MAY-2021 12:29:06

J0243+0121 EY036B.UVDATA.1

Freq = 22.1080 GHz, Bw = 32.000 MH

No calibration applied and no bandpass applied



Lower frame: Micro Ampl Jy Top frame: Phas deg  
Vector averaged cross-power spectrum Several baselines displayed  
Timerange: 00/11:22:06 to 00/11:23:34

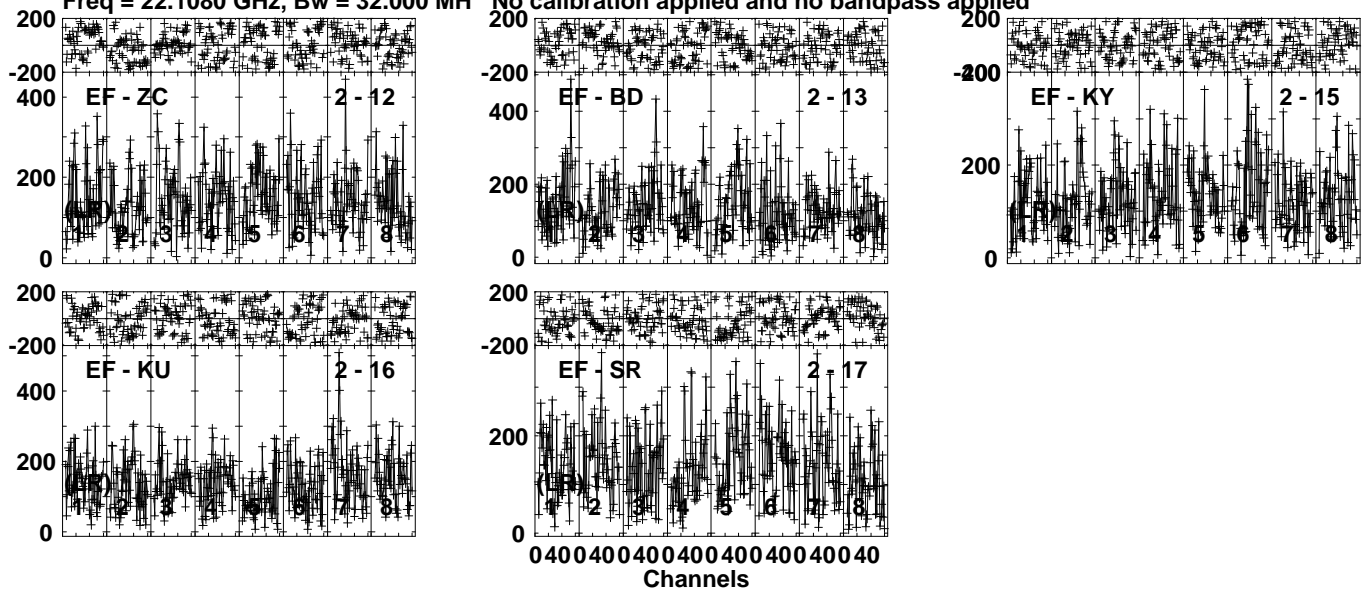


Plot file version 26 created 18-MAY-2021 12:29:07

NGC1068 EY036B.UVDATA.1

Freq = 22.1080 GHz, Bw = 32.000 MH

No calibration applied and no bandpass applied



Lower frame: Micro Ampl Jy Top frame: Phas deg  
Vector averaged cross-power spectrum Several baselines displayed  
Timerange: 00/11:23:36 to 00/11:25:08

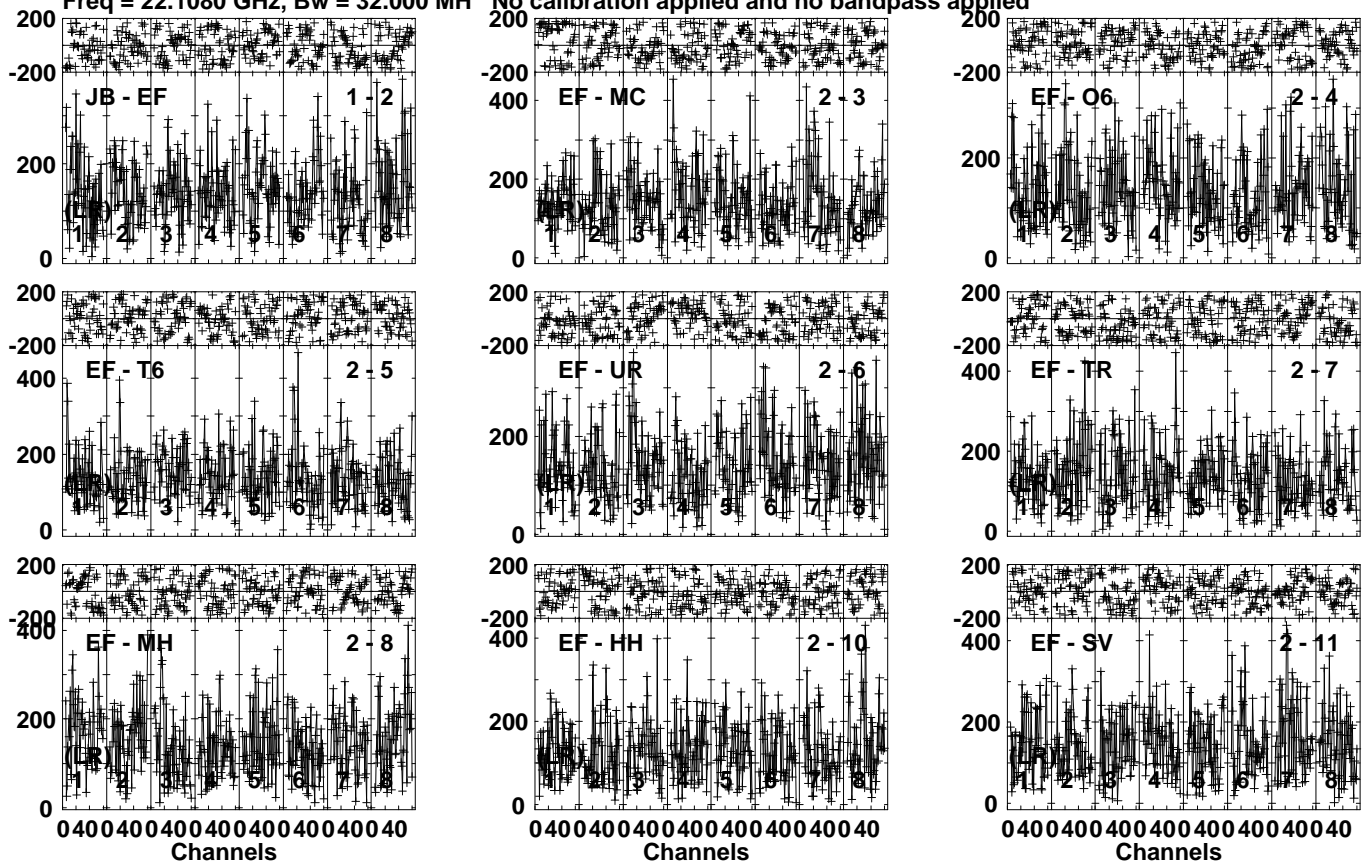


Plot file version 27 created 18-MAY-2021 12:29:07

J0243+0121 EY036B.UVDATA.1

Freq = 22.1080 GHz, Bw = 32.000 MH

No calibration applied and no bandpass applied



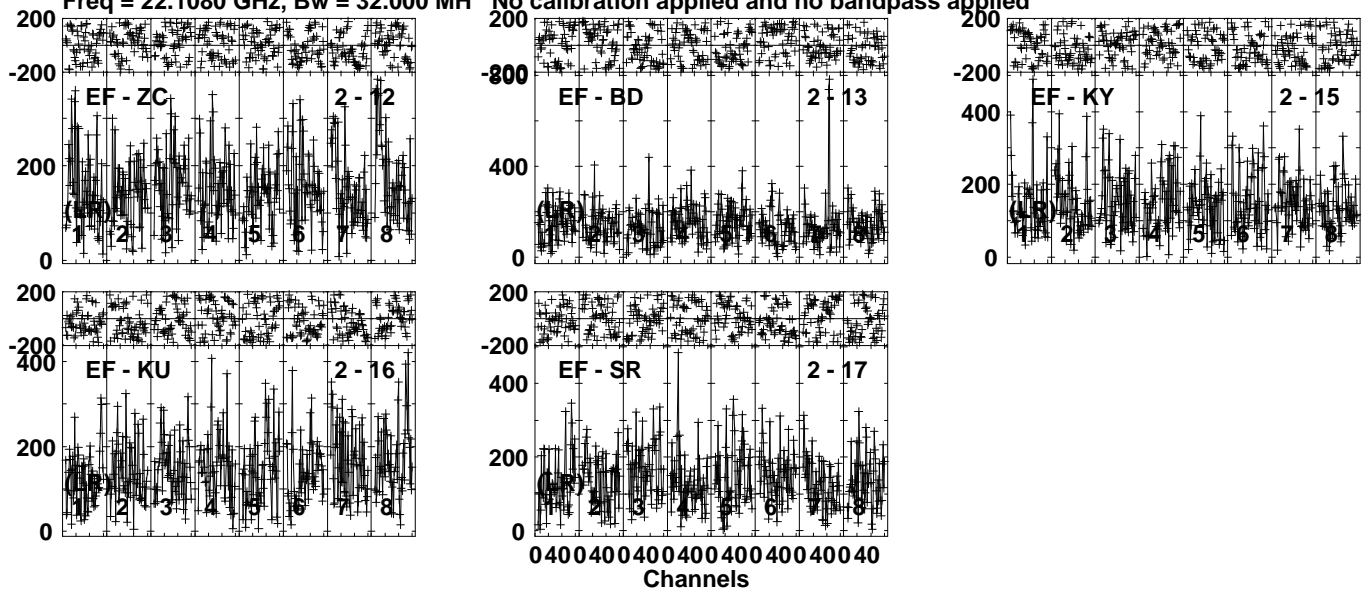
Lower frame: Micro Ampl Jy Top frame: Phas deg  
Vector averaged cross-power spectrum Several baselines displayed  
Timerange: 00/11:25:51 to 00/11:26:49

Plot file version 28 created 18-MAY-2021 12:29:07

J0243+0121 EY036B.UVDATA.1

Freq = 22.1080 GHz, Bw = 32.000 MH

No calibration applied and no bandpass applied



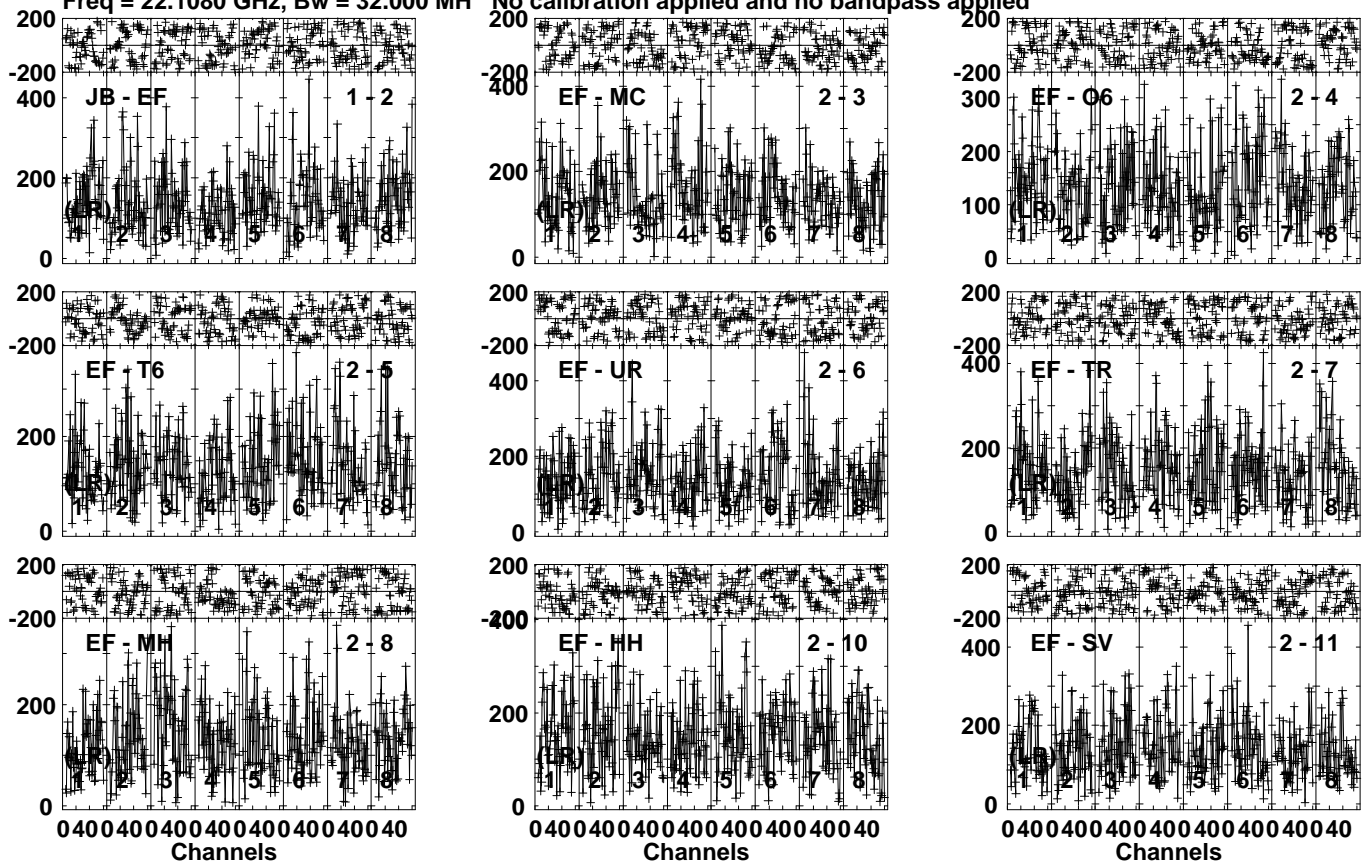
Lower frame: Micro Ampl Jy Top frame: Phas deg  
Vector averaged cross-power spectrum Several baselines displayed  
Timerange: 00/11:25:51 to 00/11:26:49

Plot file version 29 created 18-MAY-2021 12:29:07

NGC1068 EY036B.UVDATA.1

Freq = 22.1080 GHz, Bw = 32.000 MH

No calibration applied and no bandpass applied



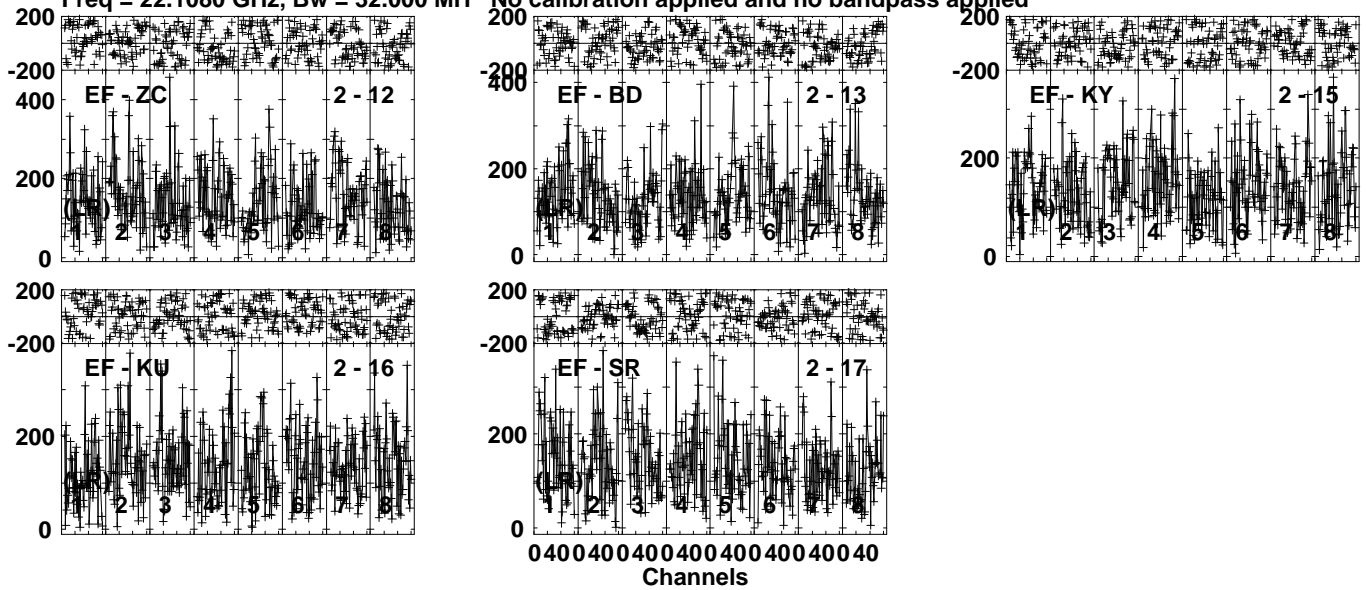
Lower frame: Micro Ampl Jy Top frame: Phas deg  
Vector averaged cross-power spectrum Several baselines displayed  
Timerange: 00/11:26:51 to 00/11:28:23

Plot file version 30 created 18-MAY-2021 12:29:07

NGC1068 EY036B.UVDATA.1

Freq = 22.1080 GHz, Bw = 32.000 MH

No calibration applied and no bandpass applied



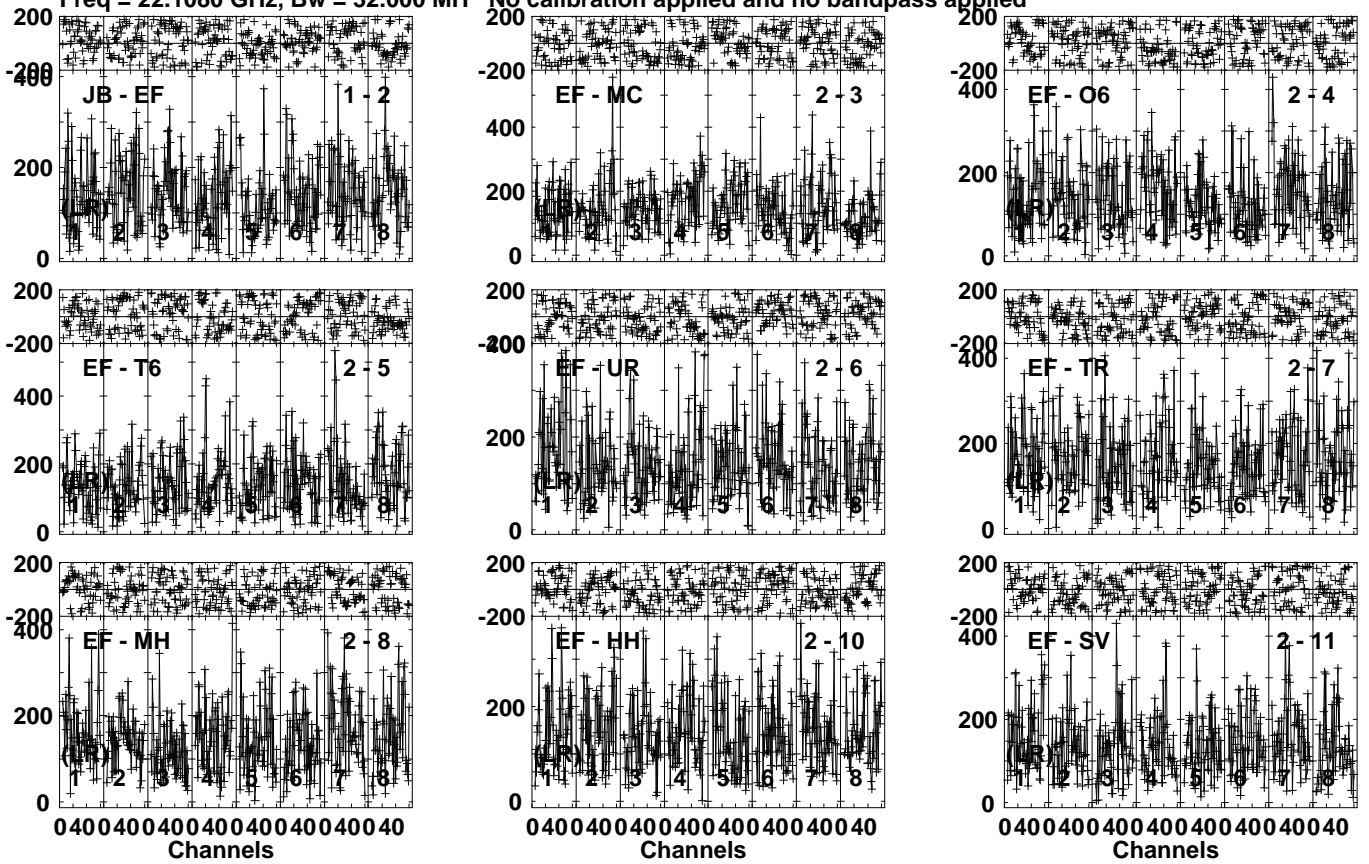
Lower frame: Micro Ampl Jy Top frame: Phas deg  
Vector averaged cross-power spectrum Several baselines displayed  
Timerange: 00/11:26:51 to 00/11:28:23

Plot file version 31 created 18-MAY-2021 12:29:08

J0243+0121 EY036B.UVDATA.1

Freq = 22.1080 GHz, Bw = 32.000 MH

No calibration applied and no bandpass applied



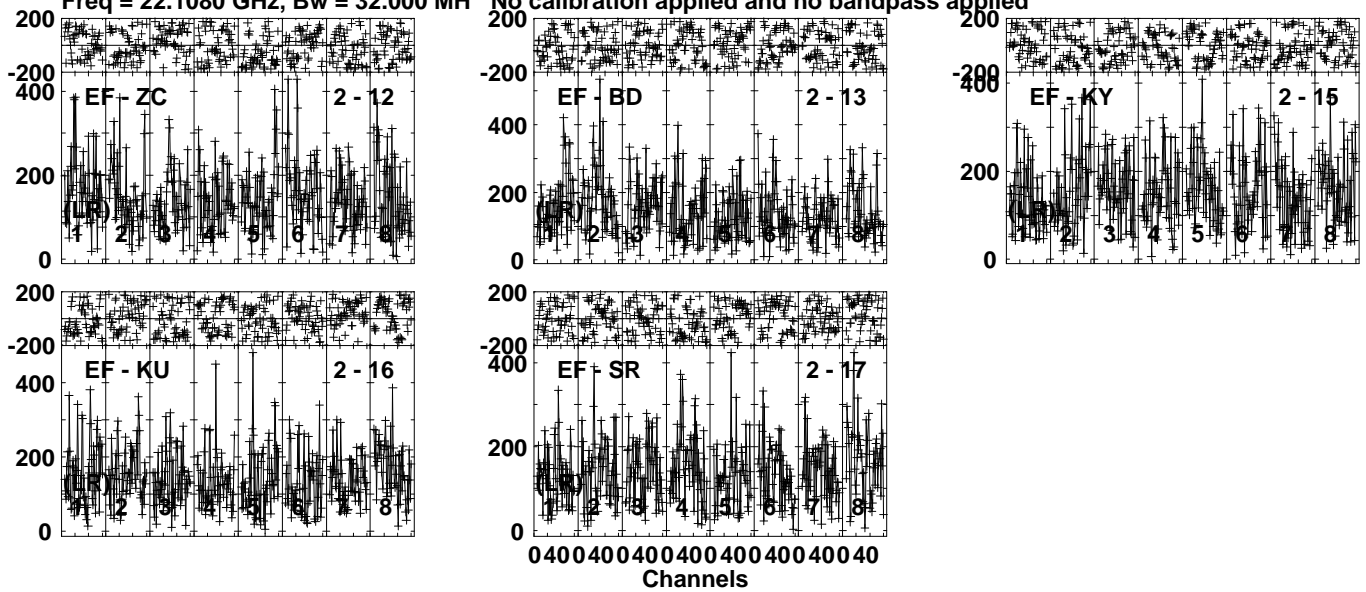
Lower frame: Micro Ampl Jy Top frame: Phas deg  
Vector averaged cross-power spectrum Several baselines displayed  
Timerange: 00/11:28:26 to 00/11:29:54

Plot file version 32 created 18-MAY-2021 12:29:08

J0243+0121 EY036B.UVDATA.1

Freq = 22.1080 GHz, Bw = 32.000 MH

No calibration applied and no bandpass applied



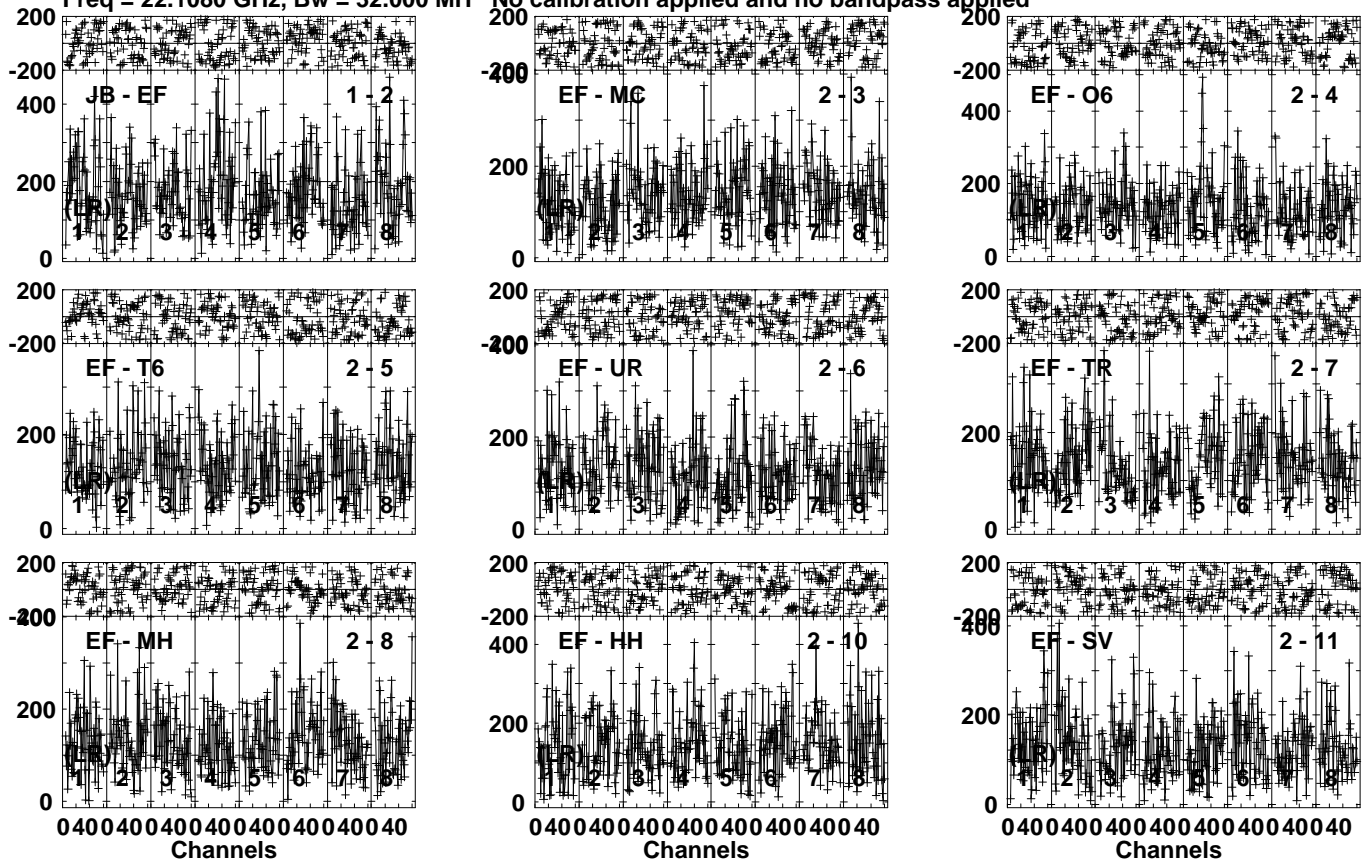
Lower frame: Micro Ampl Jy Top frame: Phas deg  
Vector averaged cross-power spectrum Several baselines displayed  
Timerange: 00/11:28:26 to 00/11:29:54

Plot file version 33 created 18-MAY-2021 12:29:08

NGC1068 EY036B.UVDATA.1

Freq = 22.1080 GHz, Bw = 32.000 MH

No calibration applied and no bandpass applied



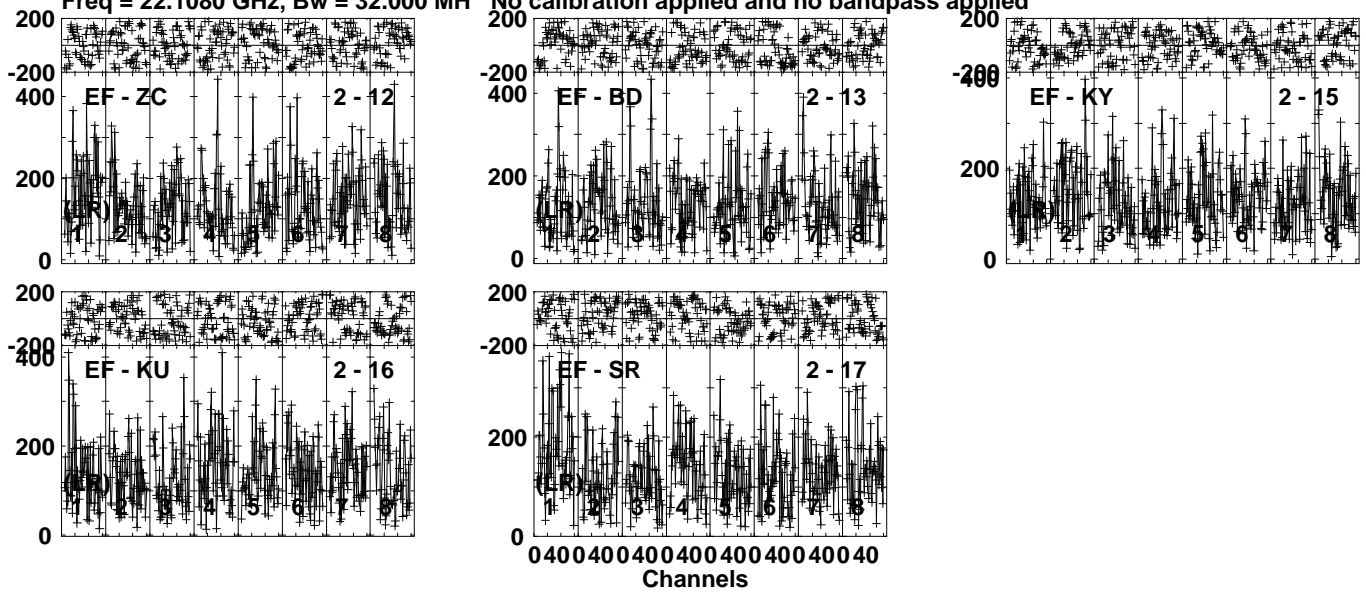
Lower frame: Micro Ampl Jy Top frame: Phas deg  
Vector averaged cross-power spectrum Several baselines displayed  
Timerange: 00/11:29:56 to 00/11:31:28

Plot file version 34 created 18-MAY-2021 12:29:08

NGC1068 EY036B.UVDATA.1

Freq = 22.1080 GHz, Bw = 32.000 MH

No calibration applied and no bandpass applied



Lower frame: Micro Ampl Jy Top frame: Phas deg  
Vector averaged cross-power spectrum Several baselines displayed  
Timerange: 00/11:29:56 to 00/11:31:28

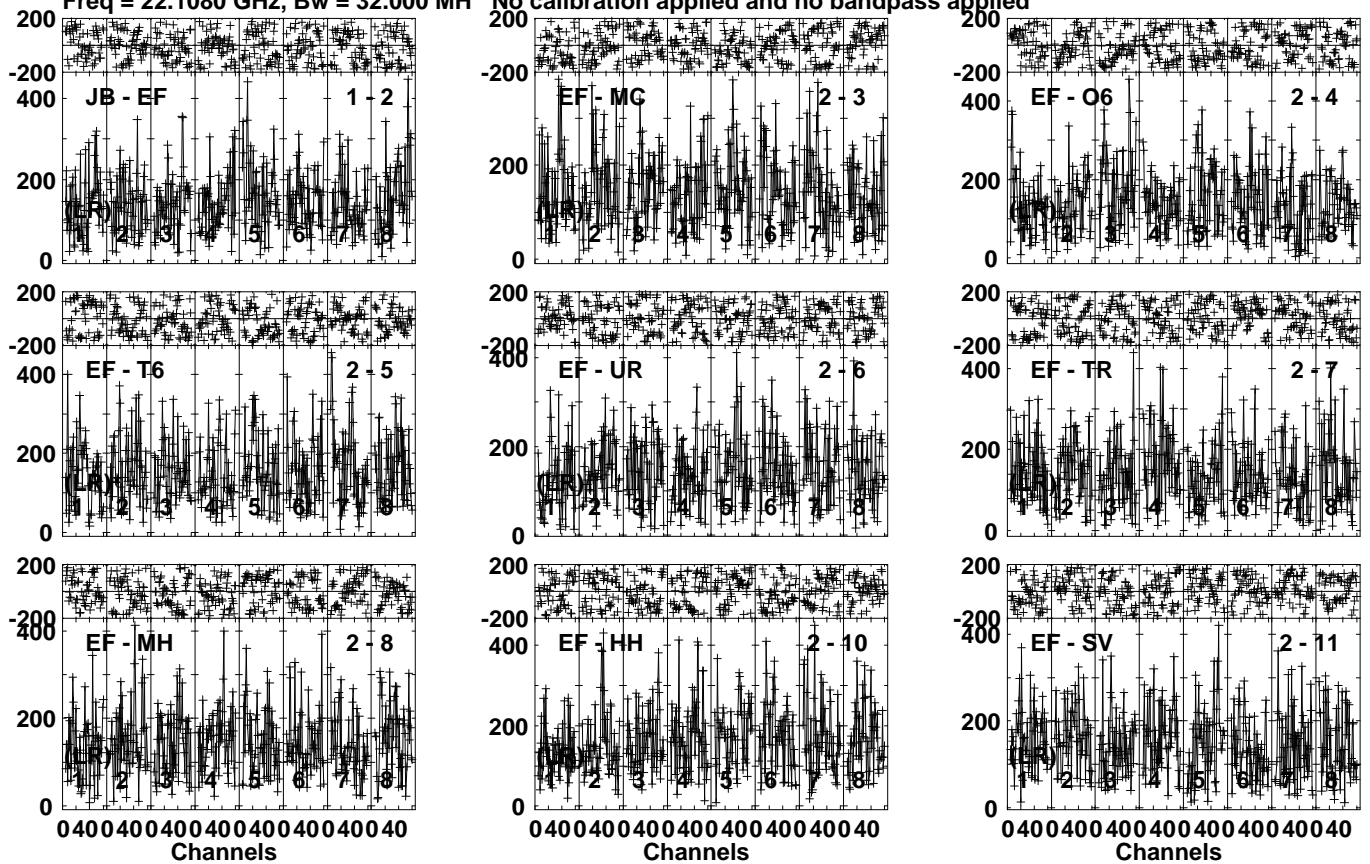


Plot file version 35 created 18-MAY-2021 12:29:09

J0243+0121 EY036B.UVDATA.1

Freq = 22.1080 GHz, Bw = 32.000 MH

No calibration applied and no bandpass applied



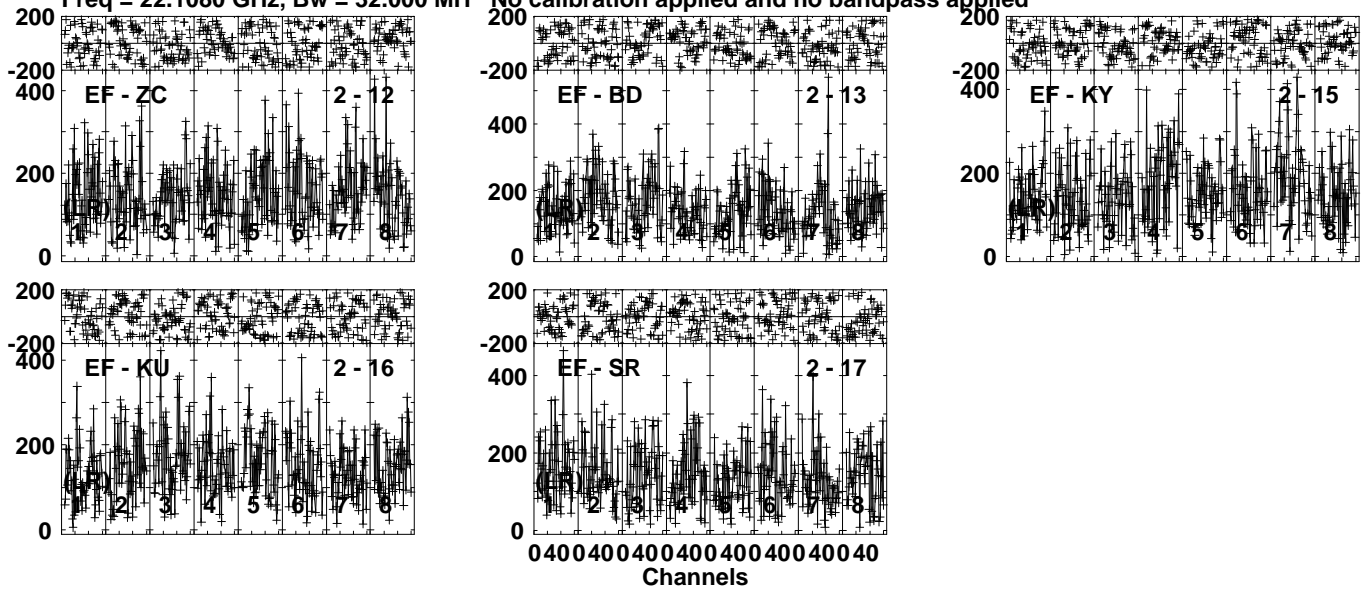
Lower frame: Micro Ampl Jy Top frame: Phas deg  
Vector averaged cross-power spectrum Several baselines displayed  
Timerange: 00/11:31:31 to 00/11:32:59

Plot file version 36 created 18-MAY-2021 12:29:09

J0243+0121 EY036B.UVDATA.1

Freq = 22.1080 GHz, Bw = 32.000 MH

No calibration applied and no bandpass applied



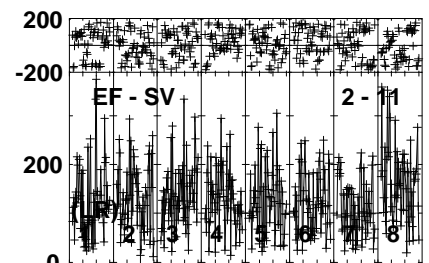
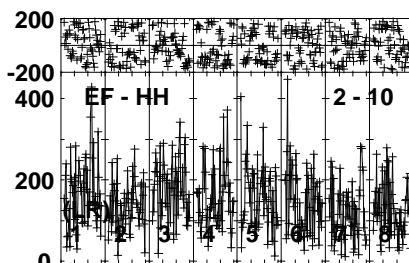
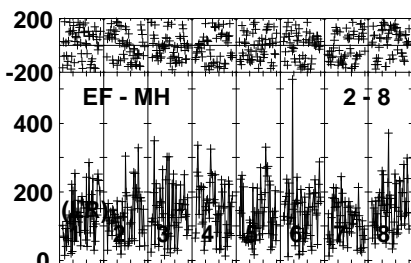
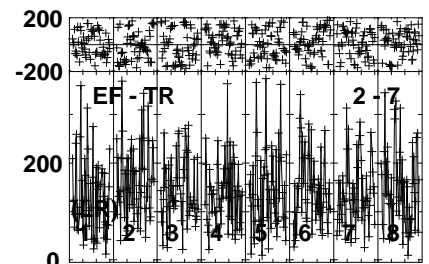
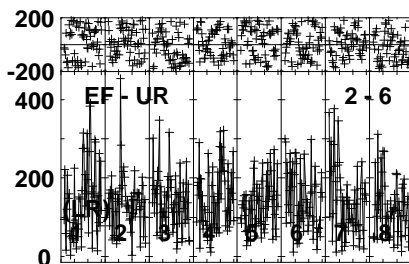
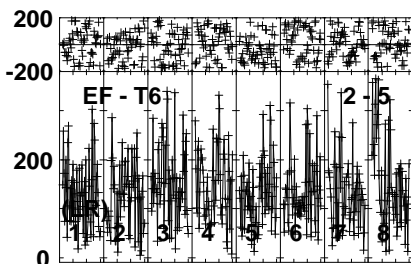
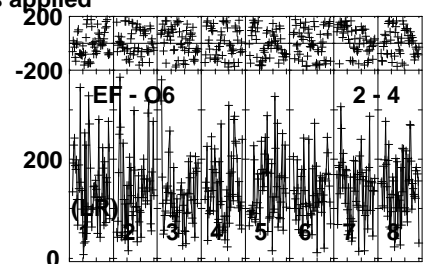
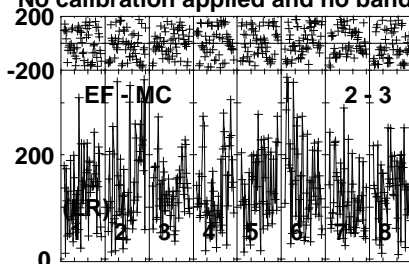
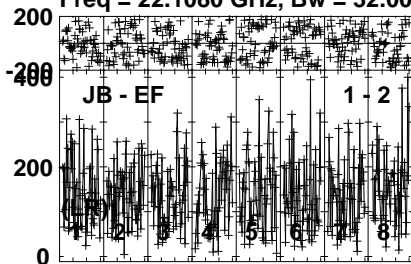
Lower frame: Micro Ampl Jy Top frame: Phas deg  
Vector averaged cross-power spectrum Several baselines displayed  
Timerange: 00/11:31:31 to 00/11:32:59

Plot file version 37 created 18-MAY-2021 12:29:09

NGC1068 EY036B.UVDATA.1

Freq = 22.1080 GHz, Bw = 32.000 MH

No calibration applied and no bandpass applied



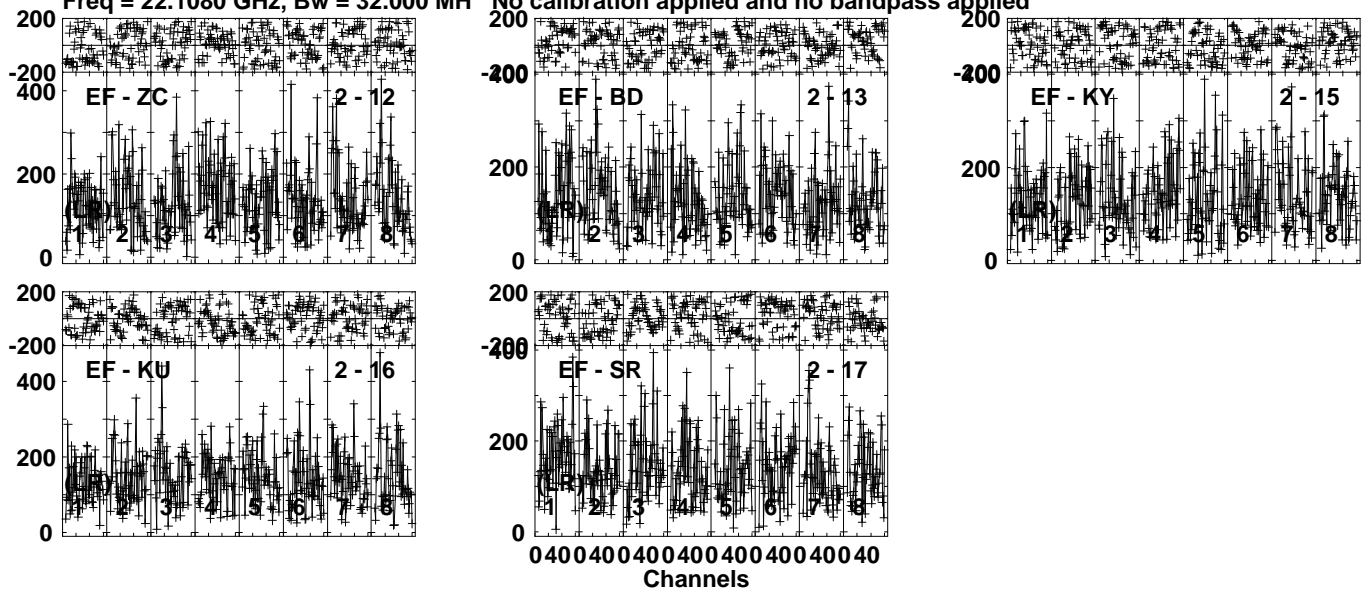
Lower frame: Micro Ampl Jy Top frame: Phas deg  
Vector averaged cross-power spectrum Several baselines displayed  
Timerange: 00/11:33:01 to 00/11:34:33

Plot file version 38 created 18-MAY-2021 12:29:09

NGC1068 EY036B.UVDATA.1

Freq = 22.1080 GHz, Bw = 32.000 MH

No calibration applied and no bandpass applied



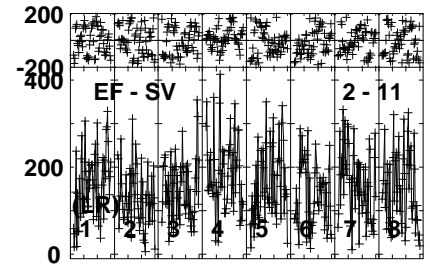
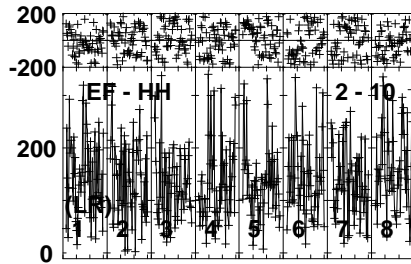
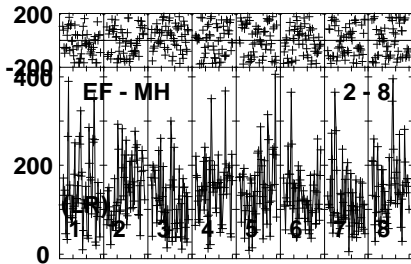
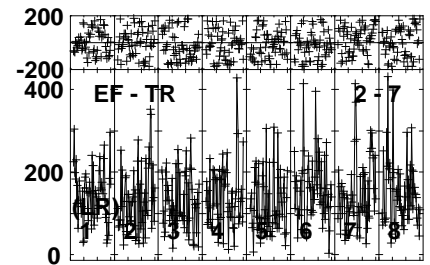
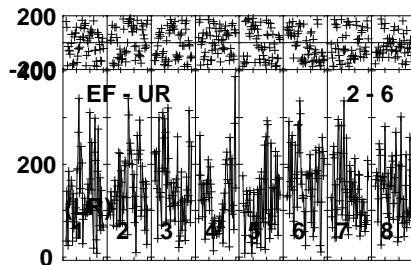
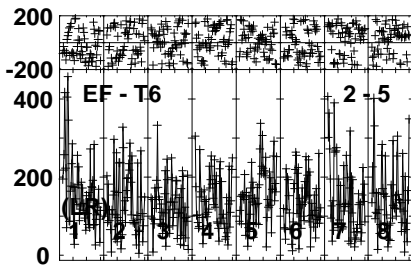
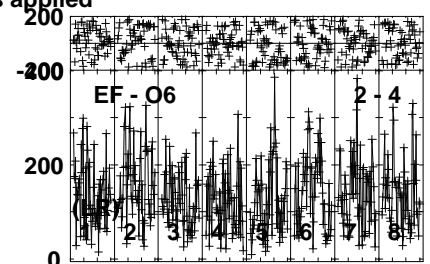
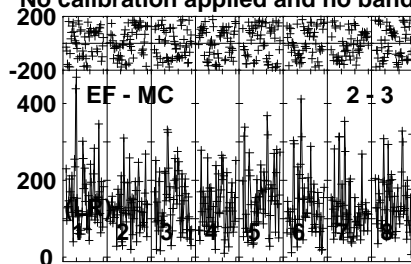
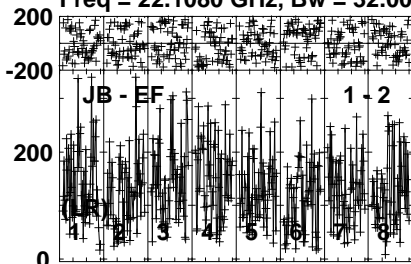
Lower frame: Micro Ampl Jy Top frame: Phas deg  
Vector averaged cross-power spectrum Several baselines displayed  
Timerange: 00/11:33:01 to 00/11:34:33

Plot file version 39 created 18-MAY-2021 12:29:09

J0243+0121 EY036B.UVDATA.1

Freq = 22.1080 GHz, Bw = 32.000 MH

No calibration applied and no bandpass applied



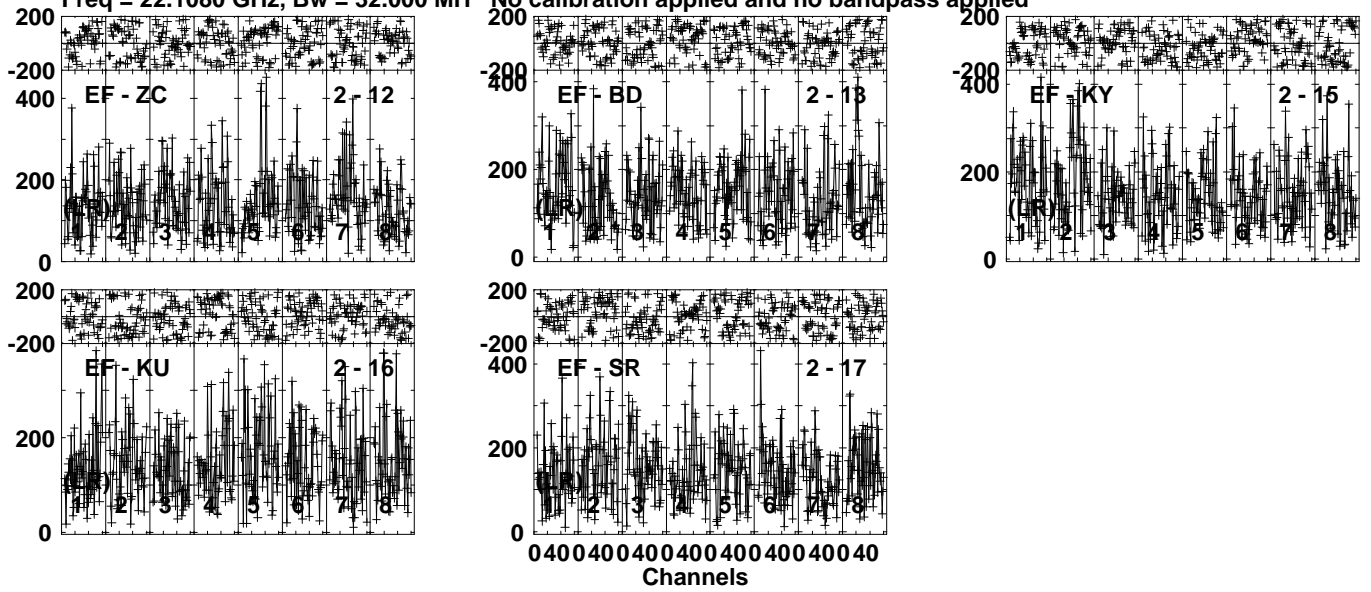
Lower frame: Micro Ampl Jy Top frame: Phas deg  
Vector averaged cross-power spectrum Several baselines displayed  
Timerange: 00/11:35:16 to 00/11:36:14

Plot file version 40 created 18-MAY-2021 12:29:10

J0243+0121 EY036B.UVDATA.1

Freq = 22.1080 GHz, Bw = 32.000 MH

No calibration applied and no bandpass applied



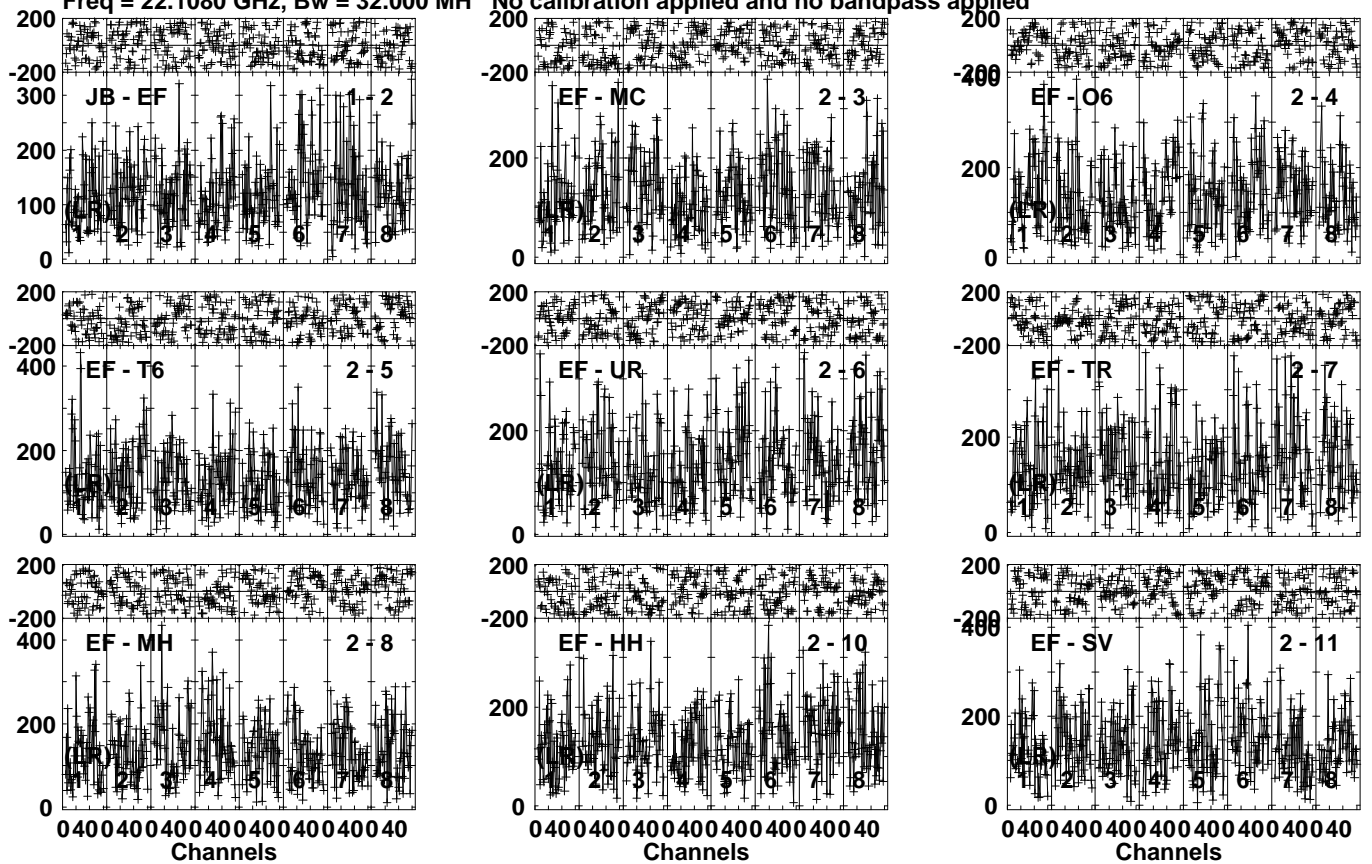
Lower frame: Micro Ampl Jy Top frame: Phas deg  
Vector averaged cross-power spectrum Several baselines displayed  
Timerange: 00/11:35:16 to 00/11:36:14

Plot file version 41 created 18-MAY-2021 12:29:10

NGC1068 EY036B.UVDATA.1

Freq = 22.1080 GHz, Bw = 32.000 MH

No calibration applied and no bandpass applied



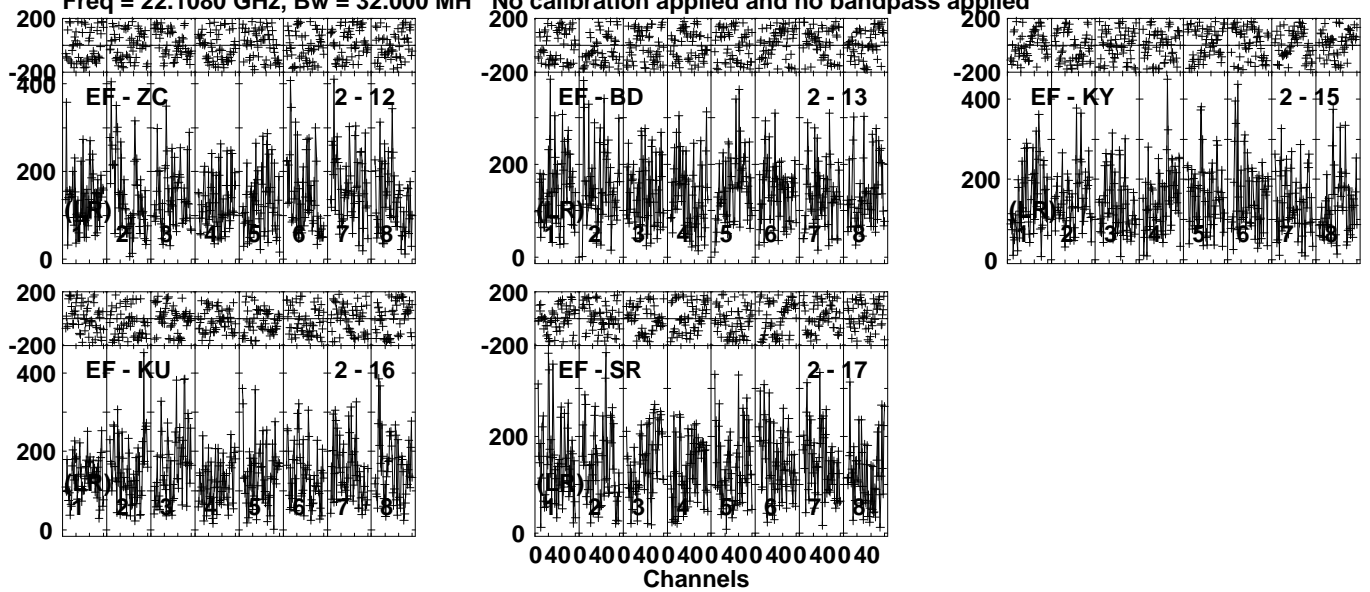
Lower frame: Micro Ampl Jy Top frame: Phas deg  
Vector averaged cross-power spectrum Several baselines displayed  
Timerange: 00/11:36:16 to 00/11:37:48

Plot file version 42 created 18-MAY-2021 12:29:10

NGC1068 EY036B.UVDATA.1

Freq = 22.1080 GHz, Bw = 32.000 MH

No calibration applied and no bandpass applied



Lower frame: Micro Ampl Jy Top frame: Phas deg  
Vector averaged cross-power spectrum Several baselines displayed  
Timerange: 00/11:36:16 to 00/11:37:48

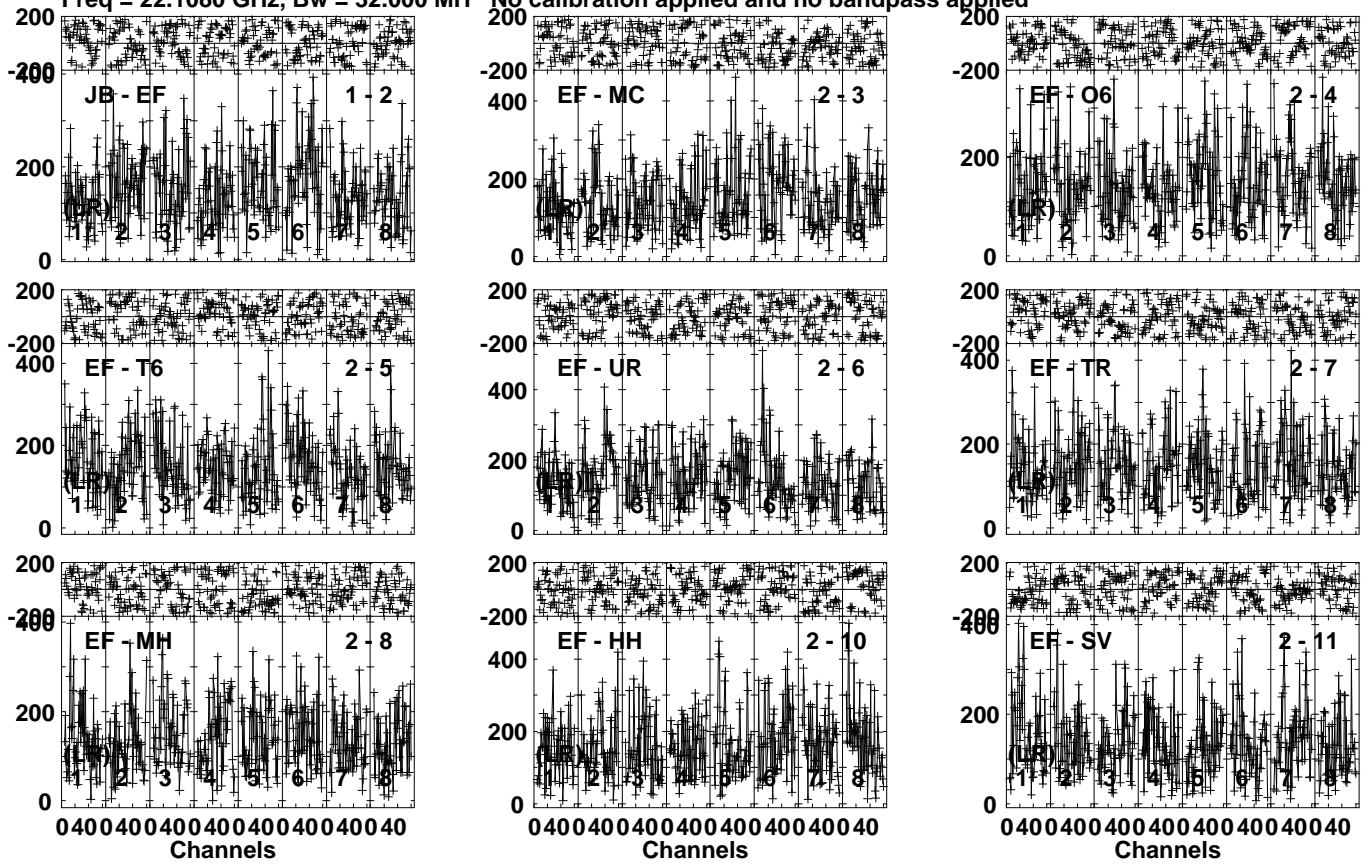


Plot file version 43 created 18-MAY-2021 12:29:10

J0243+0121 EY036B.UVDATA.1

Freq = 22.1080 GHz, Bw = 32.000 MH

No calibration applied and no bandpass applied



Lower frame: Micro Ampl Jy Top frame: Phas deg  
Vector averaged cross-power spectrum Several baselines displayed  
Timerange: 00/11:37:51 to 00/11:39:19

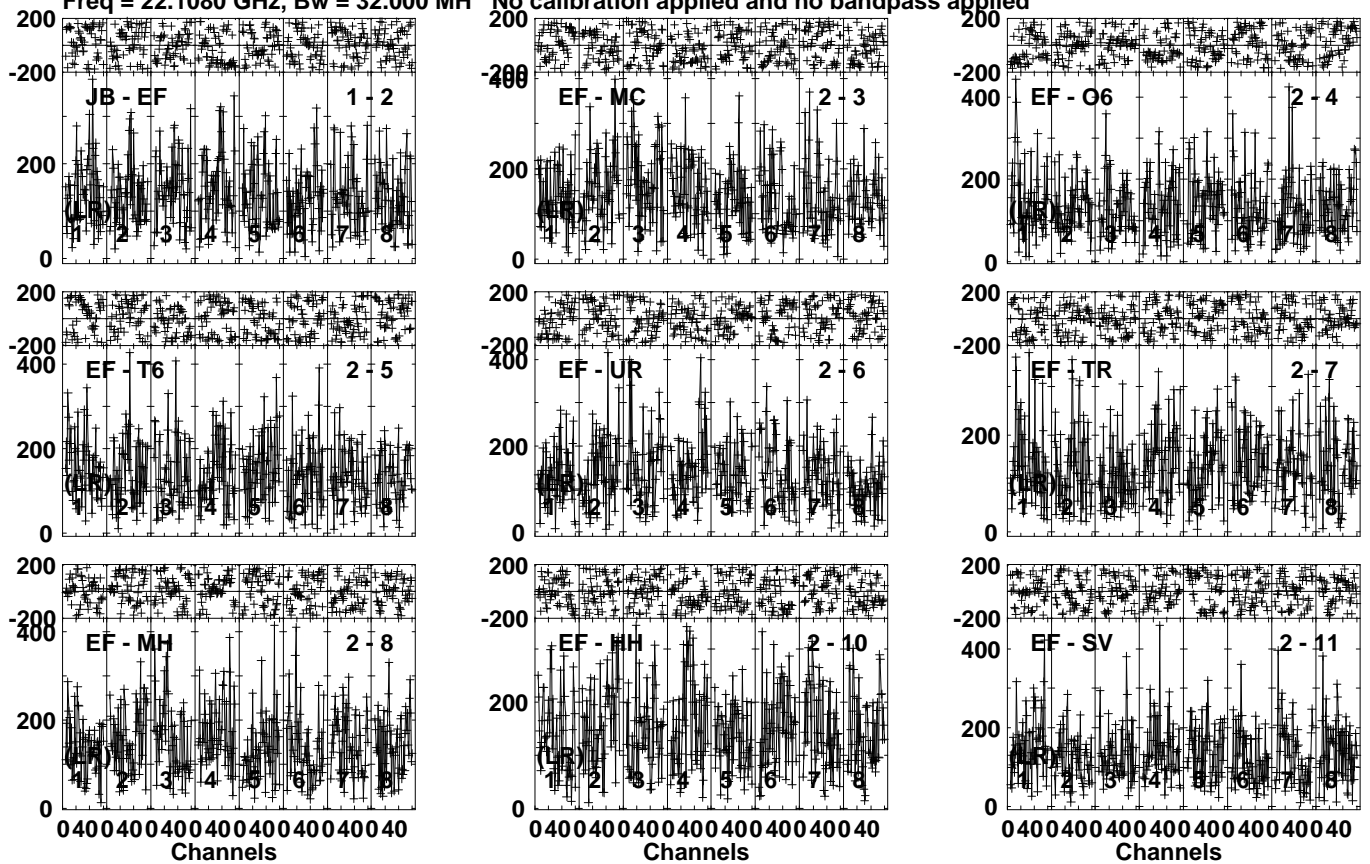


Plot file version 45 created 18-MAY-2021 12:29:11

NGC1068 EY036B.UVDATA.1

Freq = 22.1080 GHz, Bw = 32.000 MH

No calibration applied and no bandpass applied



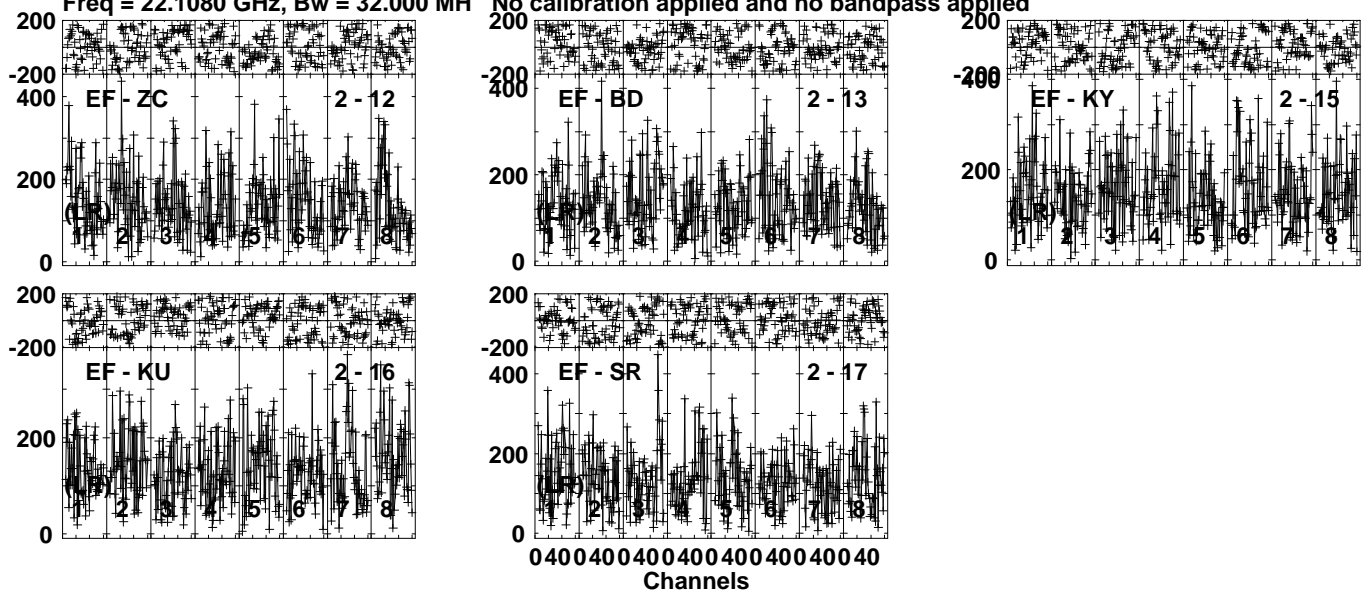
Lower frame: Micro Ampl Jy Top frame: Phas deg  
Vector averaged cross-power spectrum Several baselines displayed  
Timerange: 00/11:39:21 to 00/11:40:53

Plot file version 46 created 18-MAY-2021 12:29:11

NGC1068 EY036B.UVDATA.1

Freq = 22.1080 GHz, Bw = 32.000 MH

No calibration applied and no bandpass applied



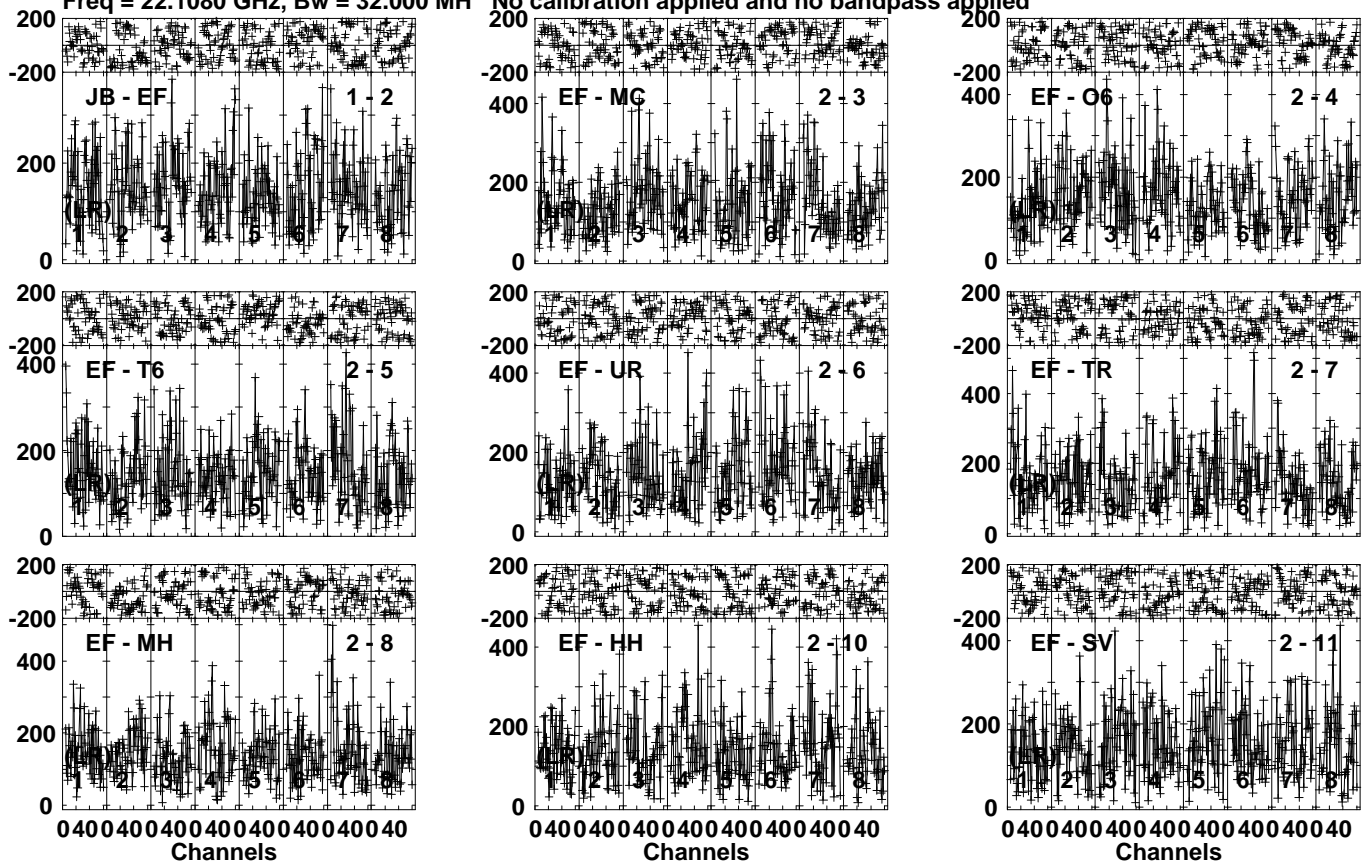
Lower frame: Micro Ampl Jy Top frame: Phas deg  
Vector averaged cross-power spectrum Several baselines displayed  
Timerange: 00/11:39:21 to 00/11:40:53

Plot file version 47 created 18-MAY-2021 12:29:11

J0243+0121 EY036B.UVDATA.1

Freq = 22.1080 GHz, Bw = 32.000 MH

No calibration applied and no bandpass applied



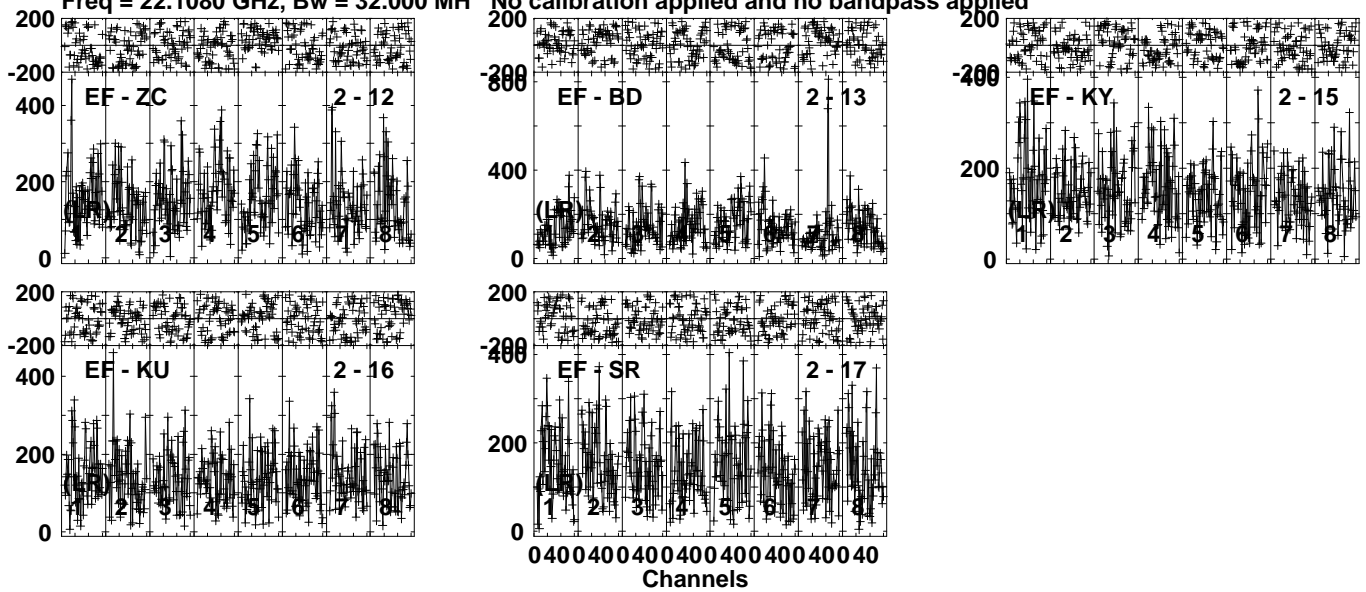
Lower frame: Micro Ampl Jy Top frame: Phas deg  
Vector averaged cross-power spectrum Several baselines displayed  
Timerange: 00/11:40:56 to 00/11:42:24

Plot file version 48 created 18-MAY-2021 12:29:11

J0243+0121 EY036B.UVDATA.1

Freq = 22.1080 GHz, Bw = 32.000 MH

No calibration applied and no bandpass applied



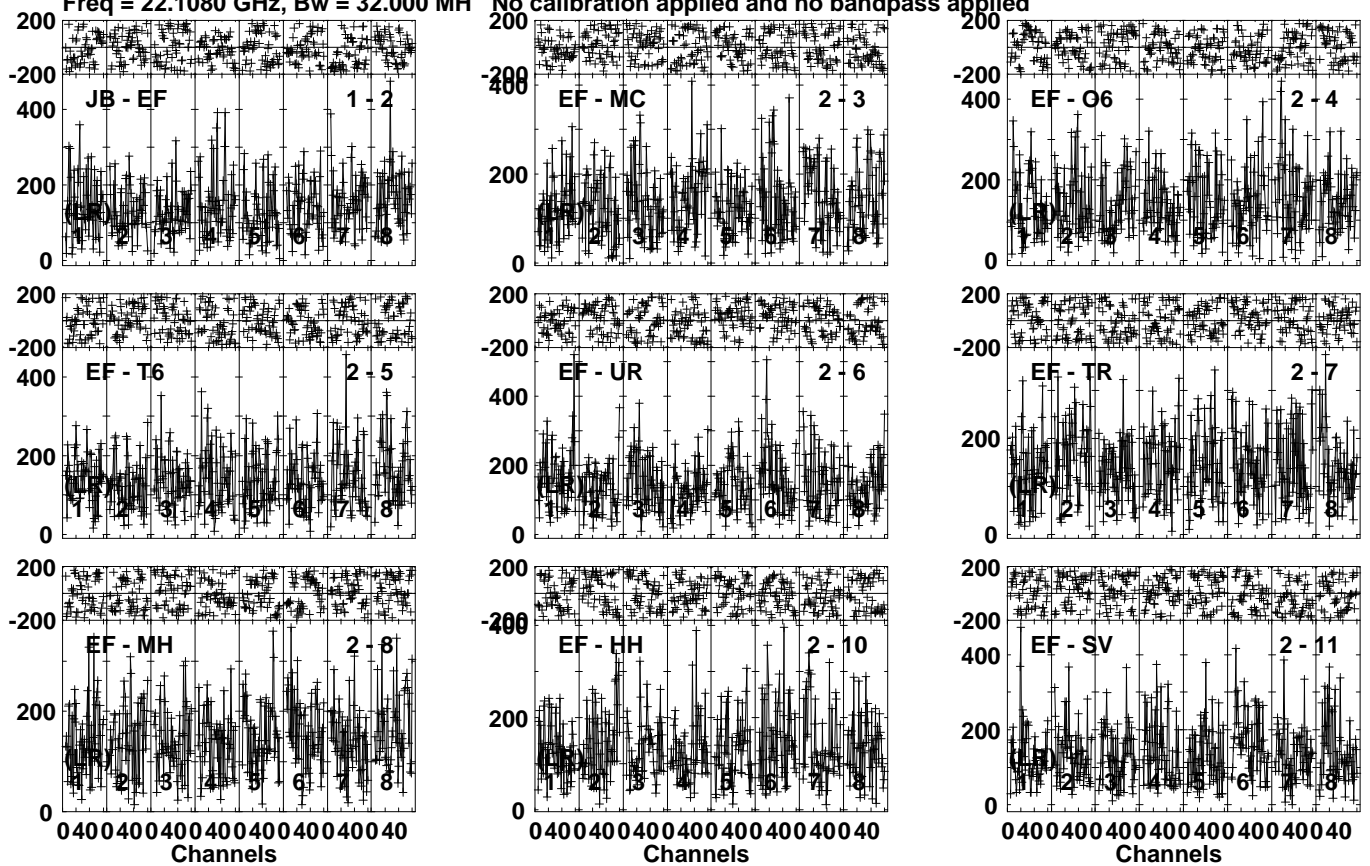
Lower frame: Micro Ampl Jy Top frame: Phas deg  
Vector averaged cross-power spectrum Several baselines displayed  
Timerange: 00/11:40:56 to 00/11:42:24

Plot file version 49 created 18-MAY-2021 12:29:12

NGC1068 EY036B.UVDATA.1

Freq = 22.1080 GHz, Bw = 32.000 MH

No calibration applied and no bandpass applied



Lower frame: Micro Ampl Jy Top frame: Phas deg  
Vector averaged cross-power spectrum Several baselines displayed  
Timerange: 00/11:42:26 to 00/11:43:58



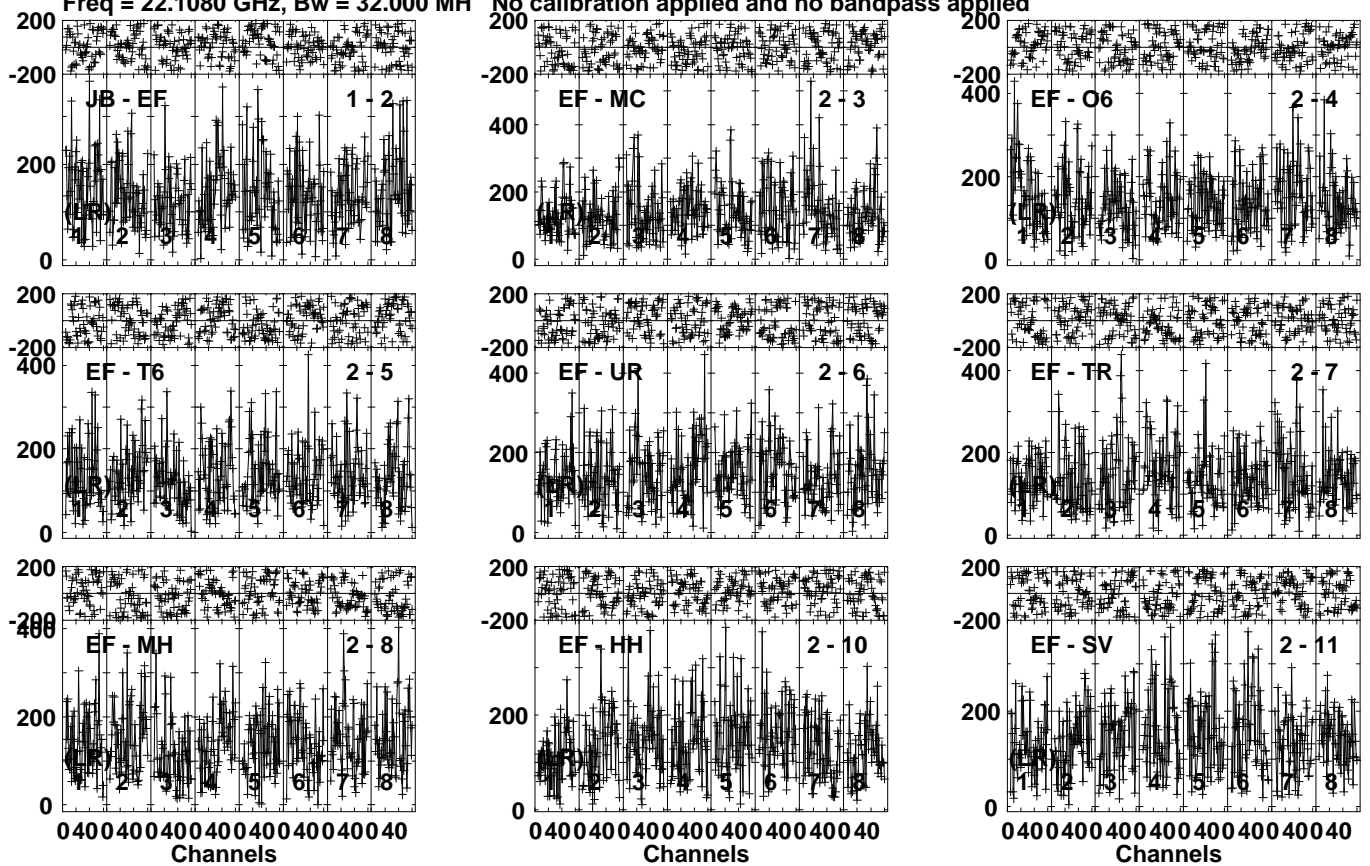


Plot file version 51 created 18-MAY-2021 12:29:12

J0243+0121 EY036B.UVDATA.1

Freq = 22.1080 GHz, Bw = 32.000 MH

No calibration applied and no bandpass applied



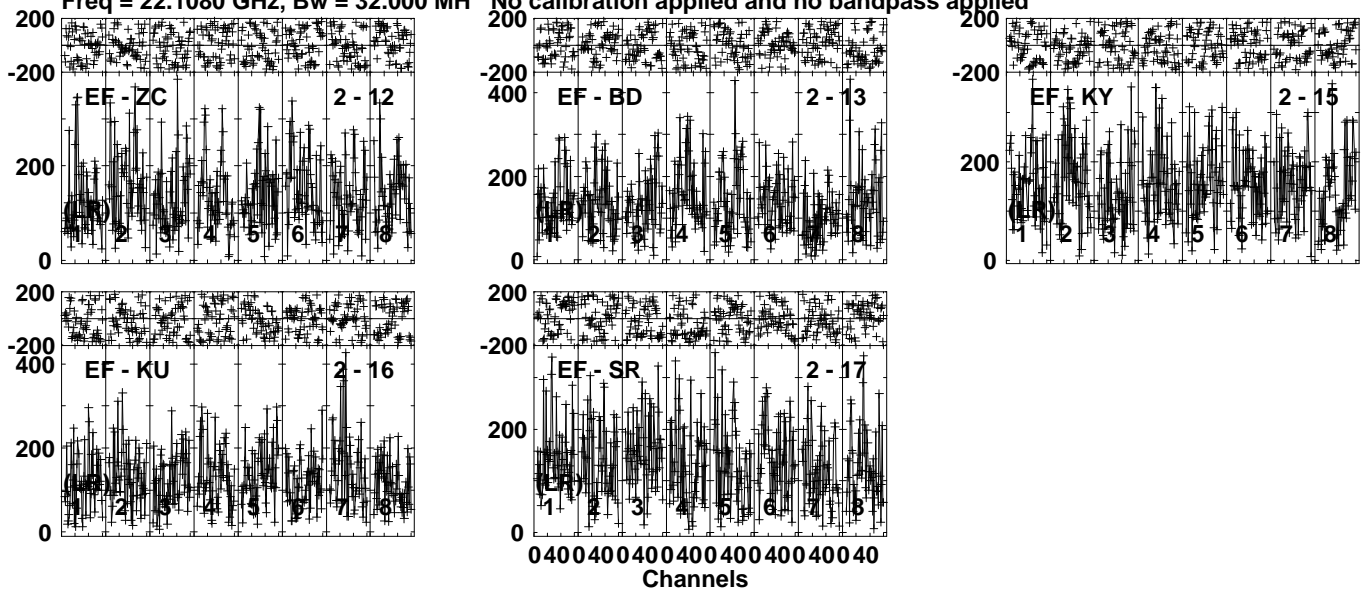
Lower frame: Micro Ampl Jy Top frame: Phas deg  
Vector averaged cross-power spectrum Several baselines displayed  
Timerange: 00/11:44:41 to 00/11:45:39

Plot file version 52 created 18-MAY-2021 12:29:12

J0243+0121 EY036B.UVDATA.1

Freq = 22.1080 GHz, Bw = 32.000 MH

No calibration applied and no bandpass applied



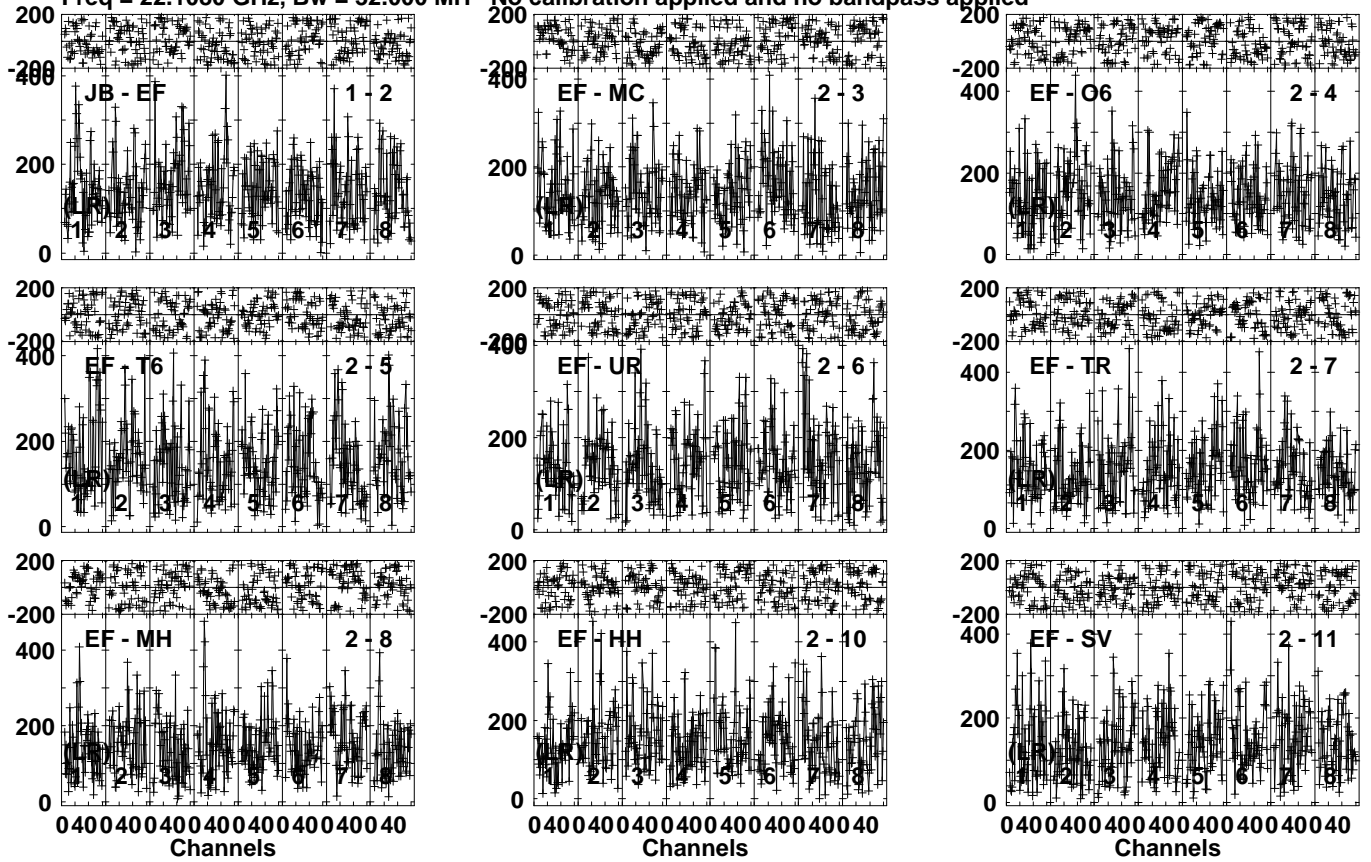
Lower frame: Micro Ampl Jy Top frame: Phas deg  
Vector averaged cross-power spectrum Several baselines displayed  
Timerange: 00/11:44:41 to 00/11:45:39

Plot file version 53 created 18-MAY-2021 12:29:12

NGC1068 EY036B.UVDATA.1

Freq = 22.1080 GHz, Bw = 32.000 MH

No calibration applied and no bandpass applied



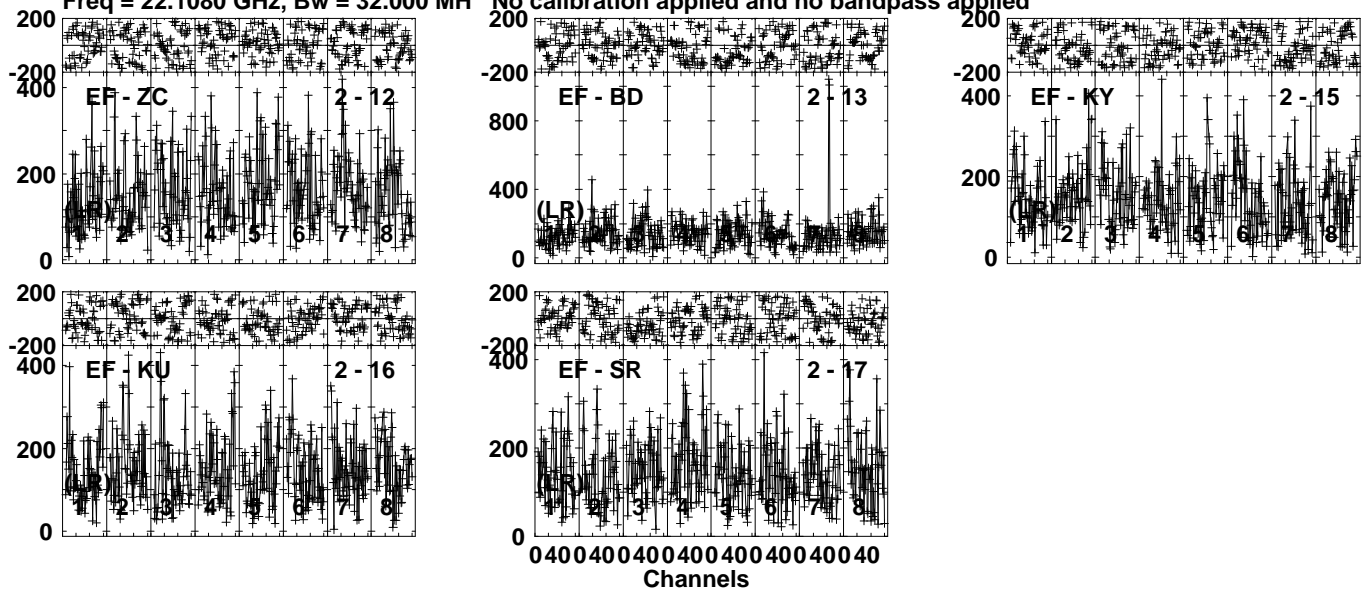
Lower frame: Micro Ampl Jy Top frame: Phas deg  
Vector averaged cross-power spectrum Several baselines displayed  
Timerange: 00/11:45:41 to 00/11:47:09

Plot file version 54 created 18-MAY-2021 12:29:13

NGC1068 EY036B.UVDATA.1

Freq = 22.1080 GHz, Bw = 32.000 MH

No calibration applied and no bandpass applied



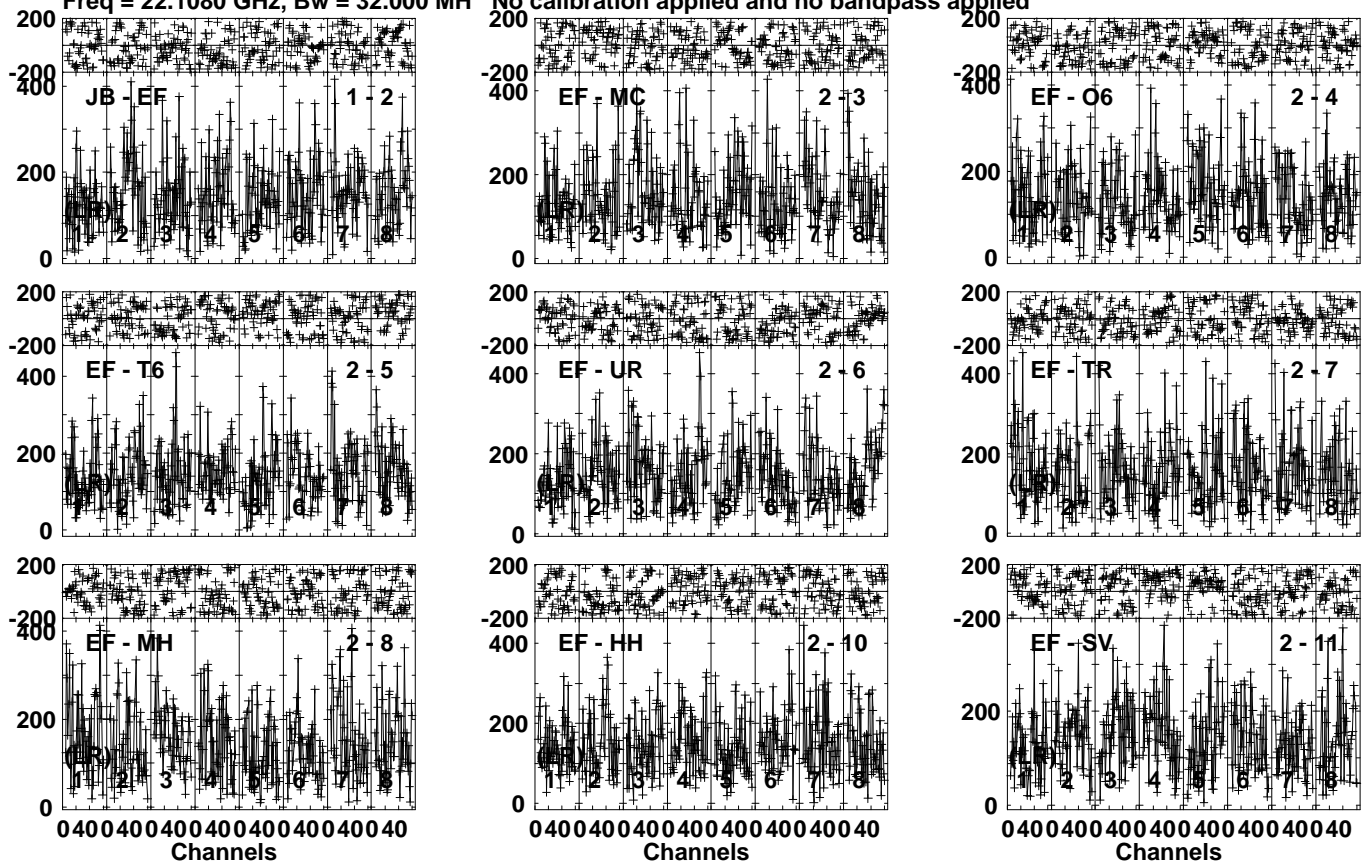
Lower frame: Micro Ampl Jy Top frame: Phas deg  
Vector averaged cross-power spectrum Several baselines displayed  
Timerange: 00/11:45:41 to 00/11:47:09

Plot file version 55 created 18-MAY-2021 12:29:13

J0243+0121 EY036B.UVDATA.1

Freq = 22.1080 GHz, Bw = 32.000 MH

No calibration applied and no bandpass applied



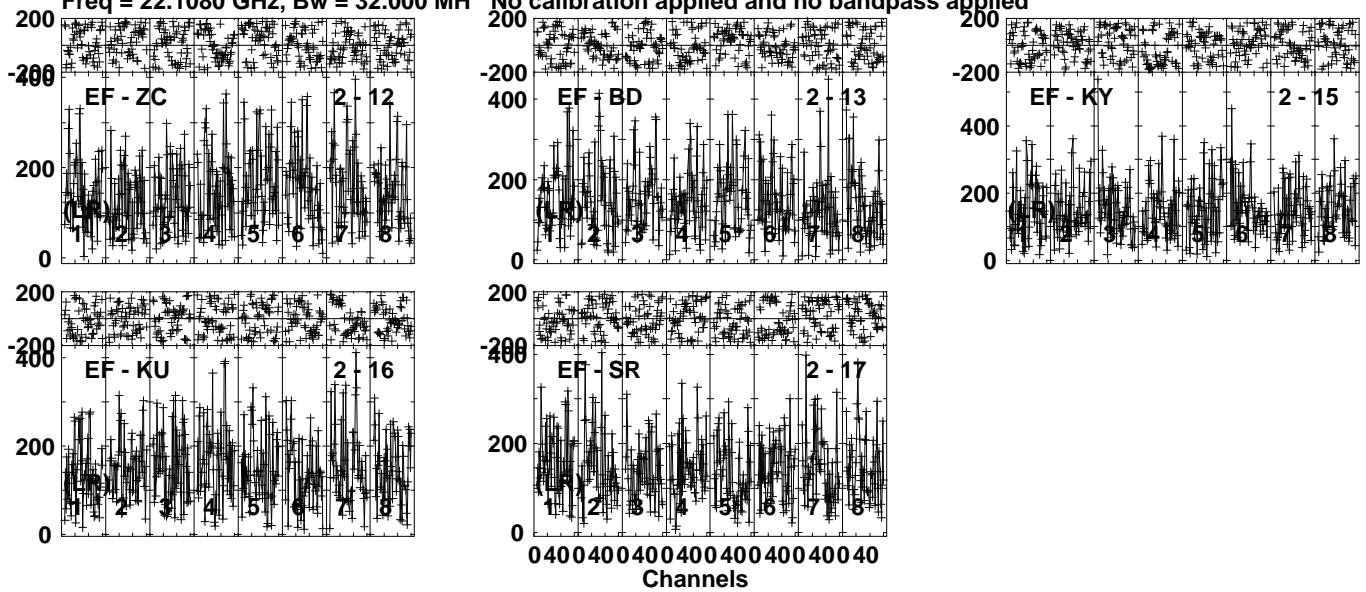
Lower frame: Micro Ampl Jy Top frame: Phas deg  
Vector averaged cross-power spectrum Several baselines displayed  
Timerange: 00/11:47:11 to 00/11:48:39

Plot file version 56 created 18-MAY-2021 12:29:13

J0243+0121 EY036B.UVDATA.1

Freq = 22.1080 GHz, Bw = 32.000 MH

No calibration applied and no bandpass applied



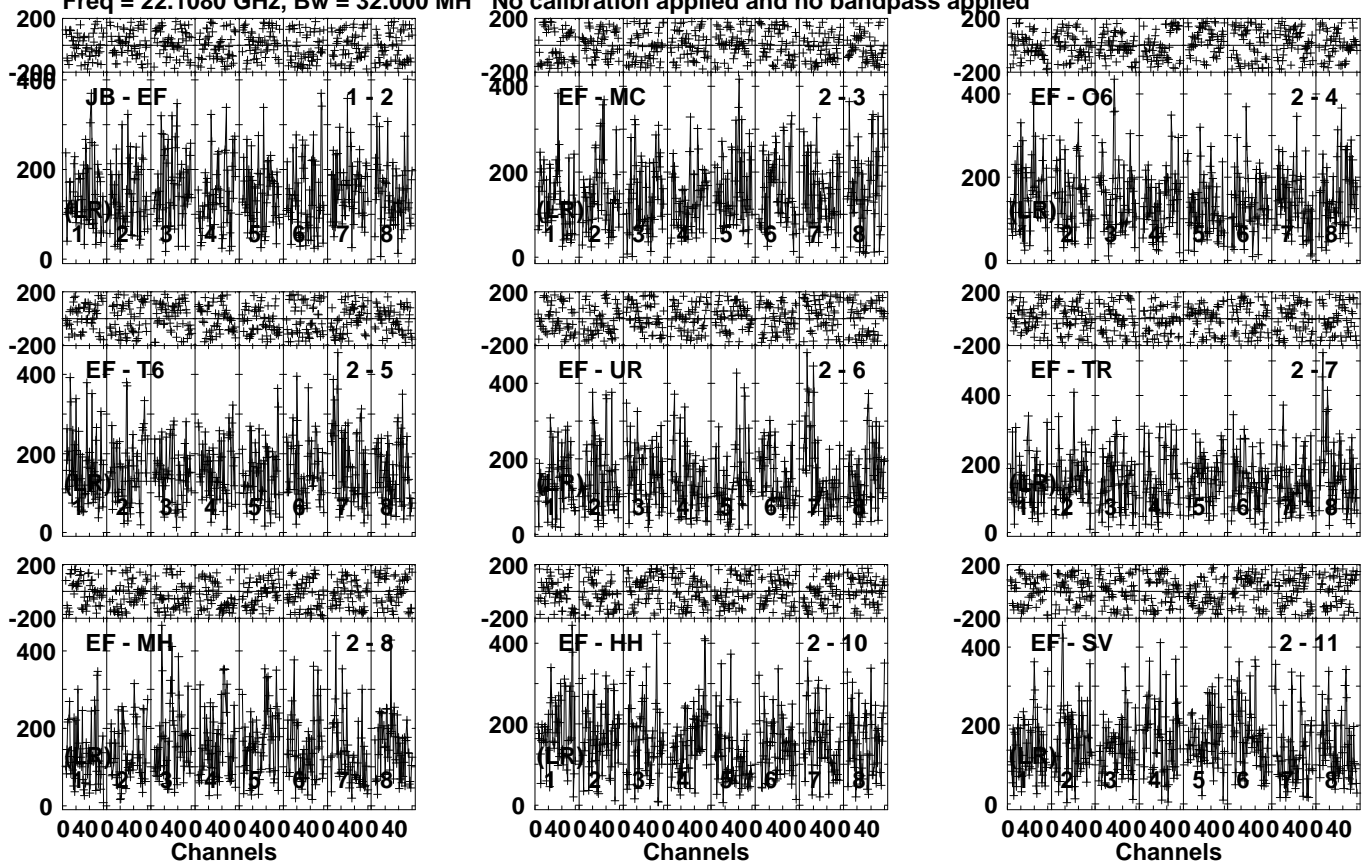
Lower frame: Micro Ampl Jy Top frame: Phas deg  
Vector averaged cross-power spectrum Several baselines displayed  
Timerange: 00/11:47:11 to 00/11:48:39

Plot file version 57 created 18-MAY-2021 12:29:13

NGC1068 EY036B.UVDATA.1

Freq = 22.1080 GHz, Bw = 32.000 MH

No calibration applied and no bandpass applied



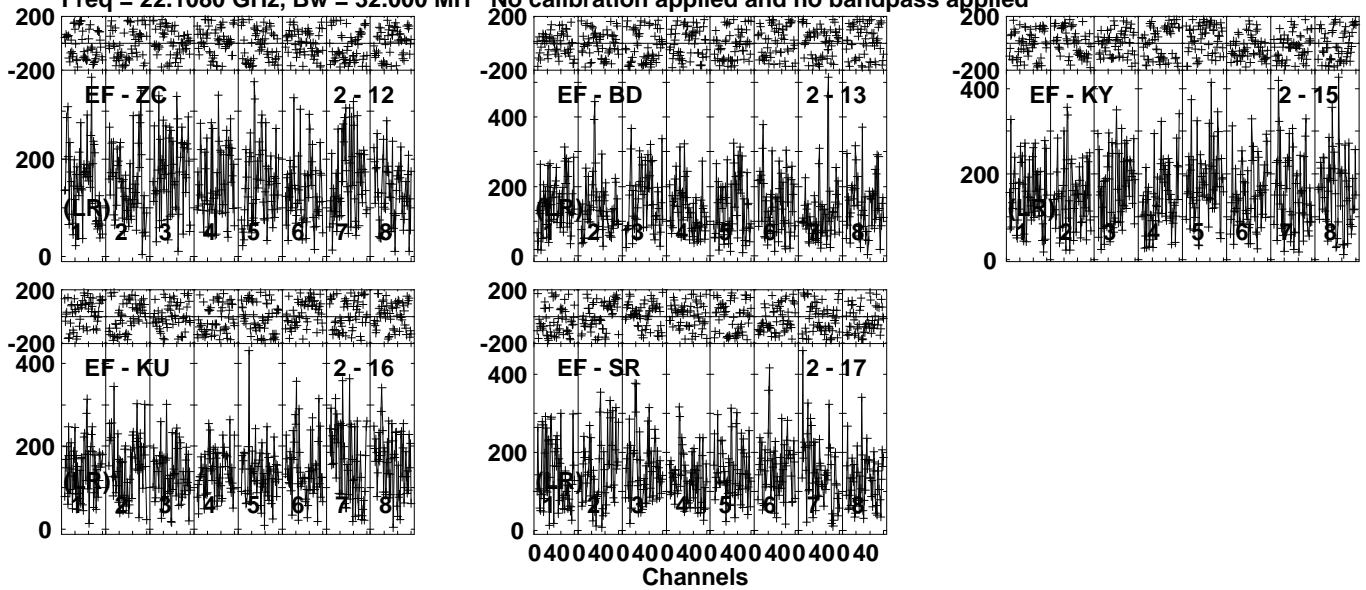
Lower frame: Micro Ampl Jy Top frame: Phas deg  
Vector averaged cross-power spectrum Several baselines displayed  
Timerange: 00/11:48:41 to 00/11:50:09

Plot file version 58 created 18-MAY-2021 12:29:14

NGC1068 EY036B.UVDATA.1

Freq = 22.1080 GHz, Bw = 32.000 MH

No calibration applied and no bandpass applied



Lower frame: Micro Ampl Jy Top frame: Phas deg  
Vector averaged cross-power spectrum Several baselines displayed  
Timerange: 00/11:48:41 to 00/11:50:09

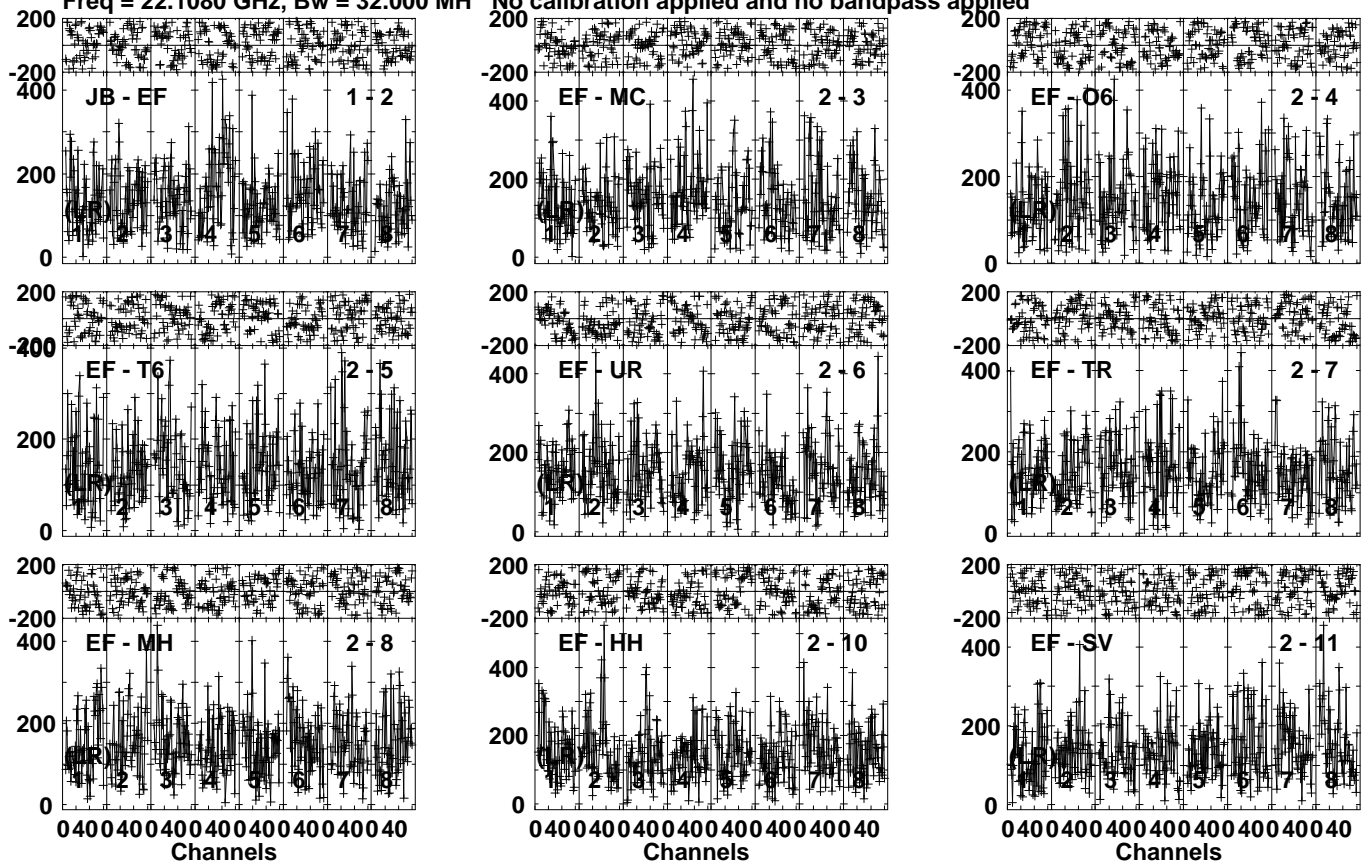


Plot file version 59 created 18-MAY-2021 12:29:14

J0243+0121 EY036B.UVDATA.1

Freq = 22.1080 GHz, Bw = 32.000 MH

No calibration applied and no bandpass applied



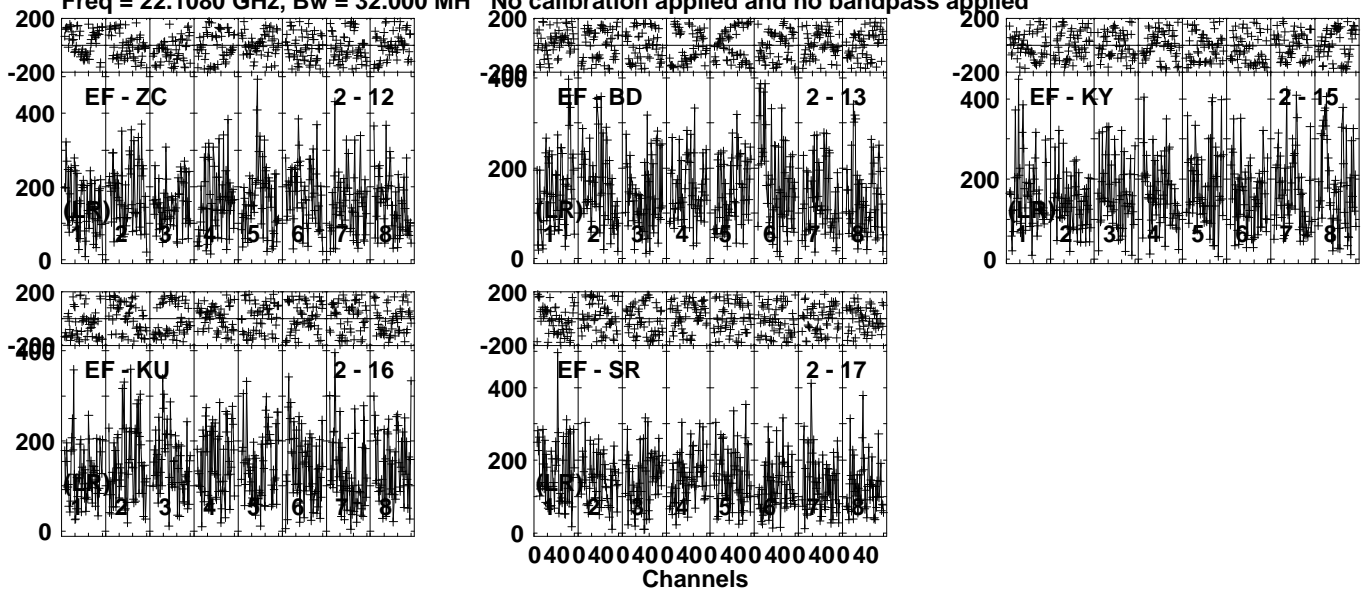
Lower frame: Micro Ampl Jy Top frame: Phas deg  
Vector averaged cross-power spectrum Several baselines displayed  
Timerange: 00/11:50:11 to 00/11:51:39

Plot file version 60 created 18-MAY-2021 12:29:14

J0243+0121 EY036B.UVDATA.1

Freq = 22.1080 GHz, Bw = 32.000 MH

No calibration applied and no bandpass applied



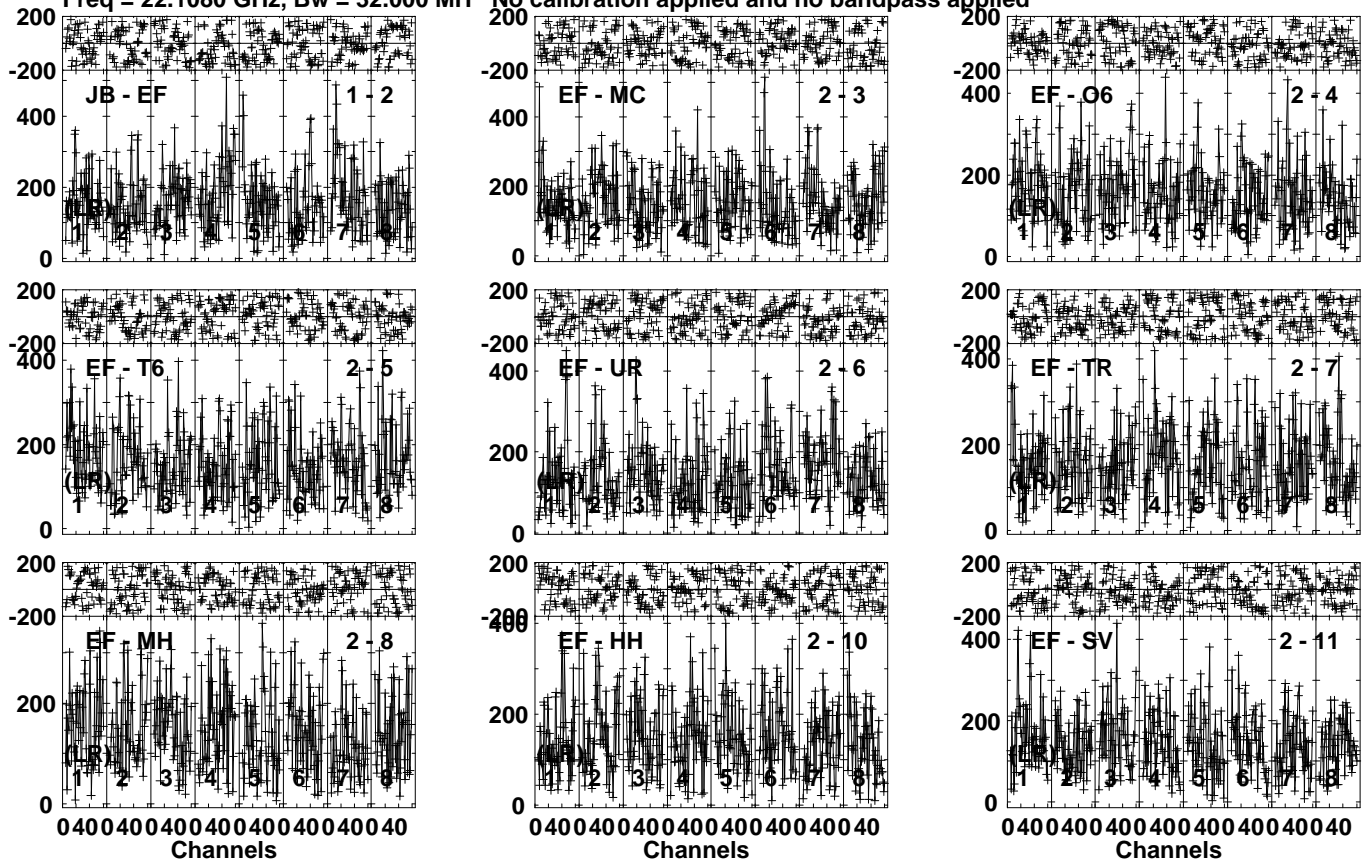
Lower frame: Micro Ampl Jy Top frame: Phas deg  
Vector averaged cross-power spectrum Several baselines displayed  
Timerange: 00/11:50:11 to 00/11:51:39

Plot file version 61 created 18-MAY-2021 12:29:15

NGC1068 EY036B.UVDATA.1

Freq = 22.1080 GHz, Bw = 32.000 MH

No calibration applied and no bandpass applied



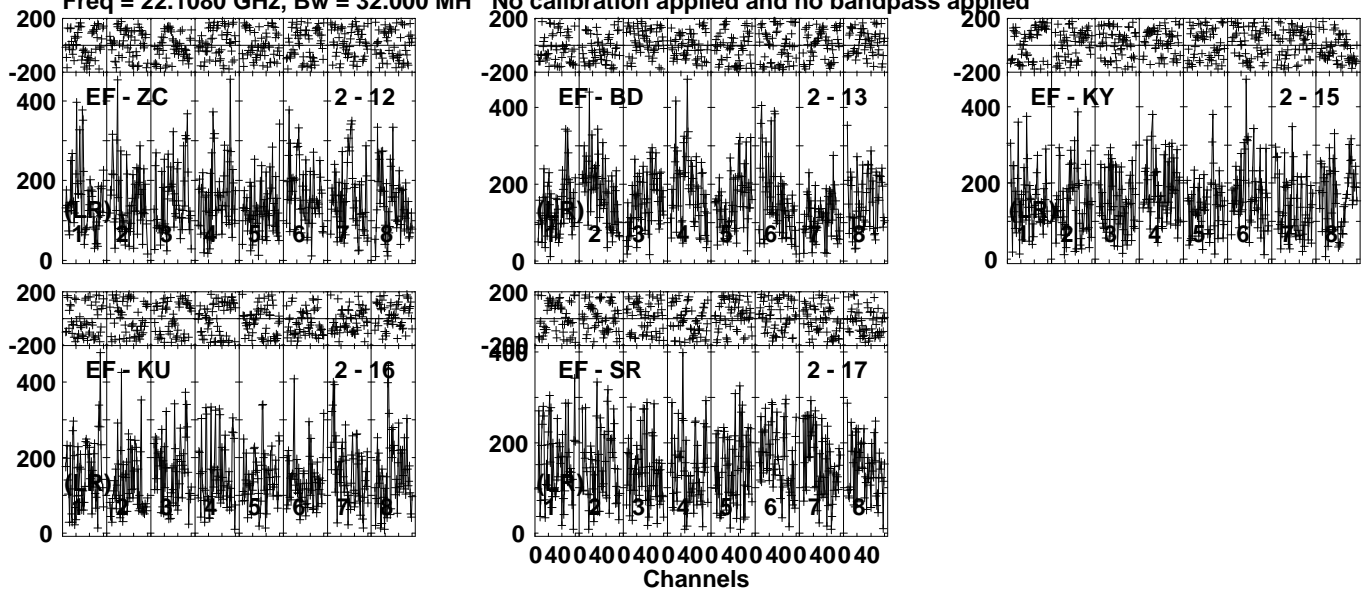
Lower frame: Micro Ampl Jy Top frame: Phas deg  
Vector averaged cross-power spectrum Several baselines displayed  
Timerange: 00/11:51:41 to 00/11:53:09

Plot file version 62 created 18-MAY-2021 12:29:15

NGC1068 EY036B.UVDATA.1

Freq = 22.1080 GHz, Bw = 32.000 MH

No calibration applied and no bandpass applied



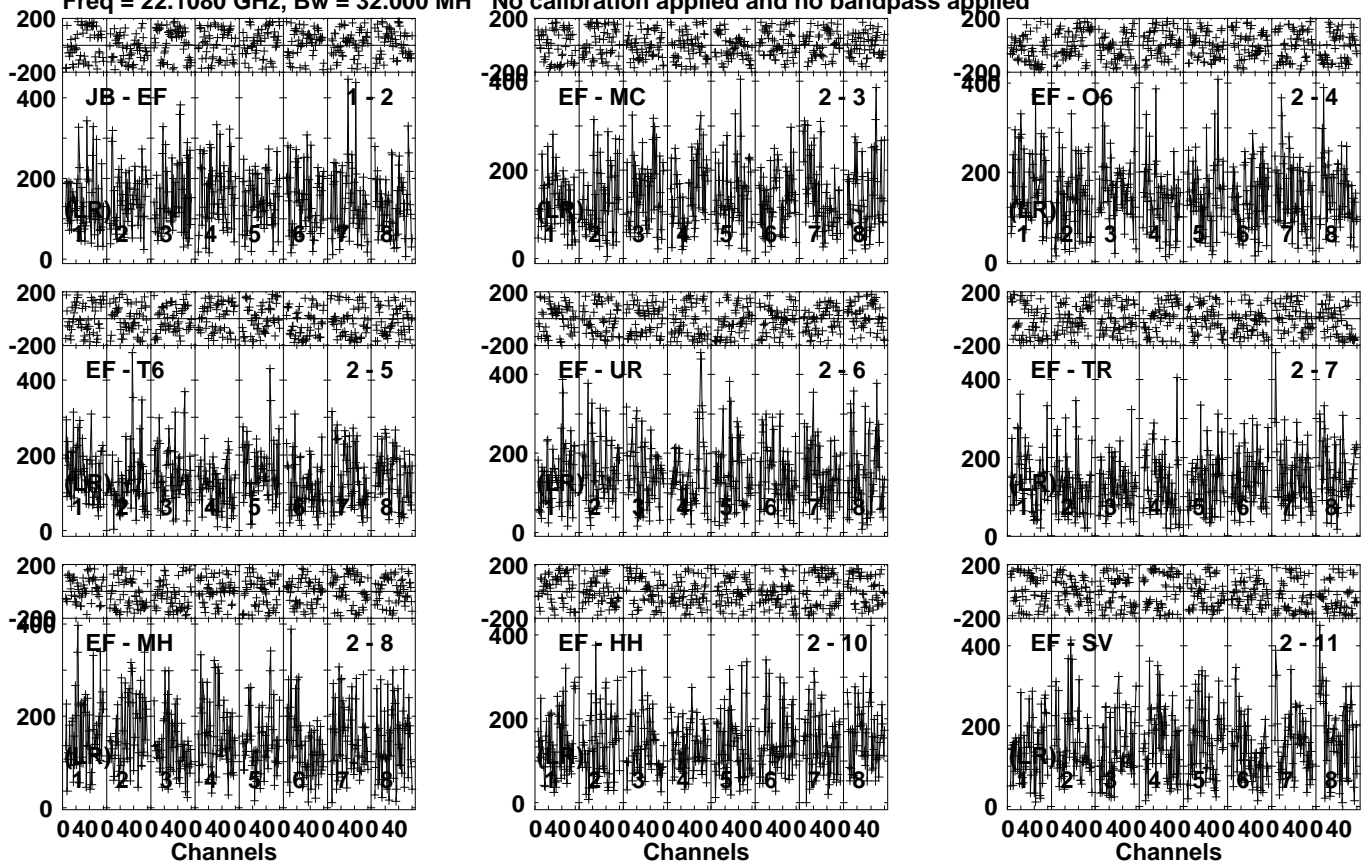
Lower frame: Micro Ampl Jy Top frame: Phas deg  
Vector averaged cross-power spectrum Several baselines displayed  
Timerange: 00/11:51:41 to 00/11:53:09

Plot file version 63 created 18-MAY-2021 12:29:15

J0243+0121 EY036B.UVDATA.1

Freq = 22.1080 GHz, Bw = 32.000 MH

No calibration applied and no bandpass applied



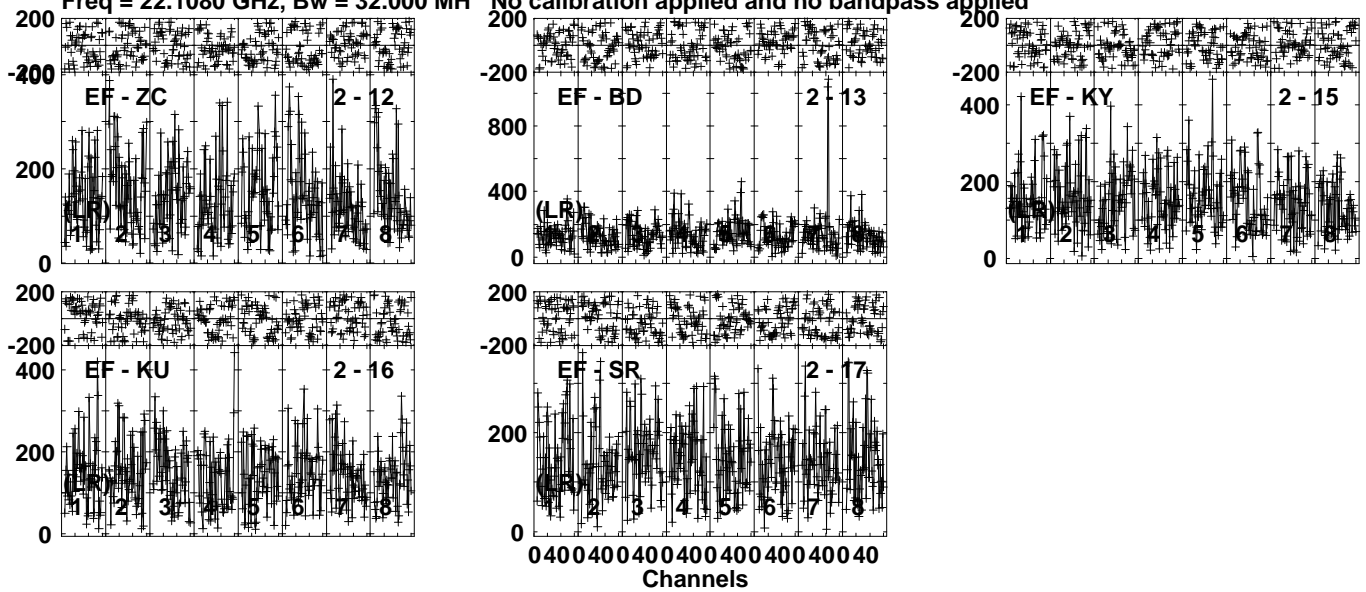
Lower frame: Micro Ampl Jy Top frame: Phas deg  
Vector averaged cross-power spectrum Several baselines displayed  
Timerange: 00/11:53:51 to 00/11:54:49

Plot file version 64 created 18-MAY-2021 12:29:15

J0243+0121 EY036B.UVDATA.1

Freq = 22.1080 GHz, Bw = 32.000 MH

No calibration applied and no bandpass applied



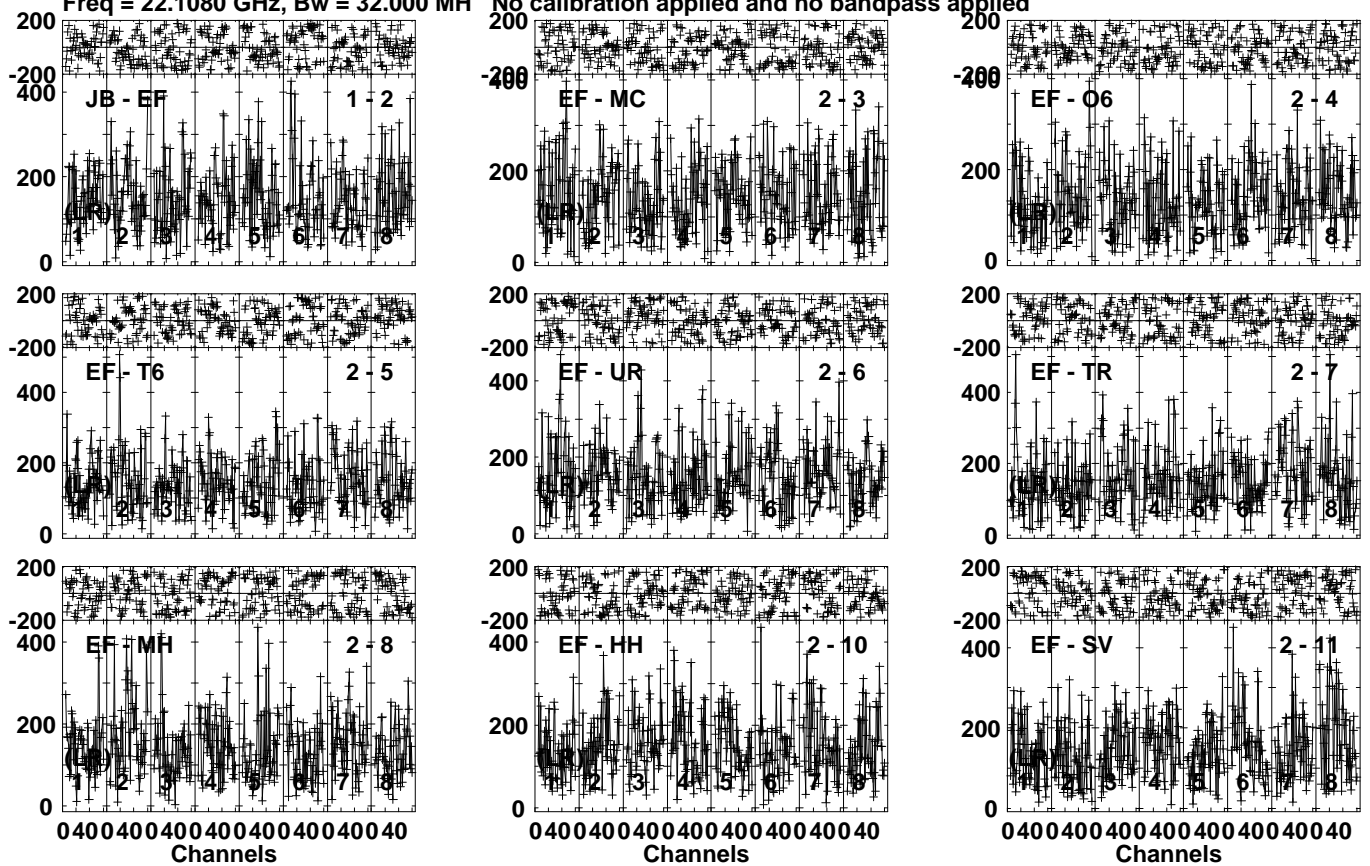
Lower frame: Micro Ampl Jy Top frame: Phas deg  
Vector averaged cross-power spectrum Several baselines displayed  
Timerange: 00/11:53:51 to 00/11:54:49

Plot file version 65 created 18-MAY-2021 12:29:16

NGC1068 EY036B.UVDATA.1

Freq = 22.1080 GHz, Bw = 32.000 MH

No calibration applied and no bandpass applied



Lower frame: Micro Ampl Jy Top frame: Phas deg  
Vector averaged cross-power spectrum Several baselines displayed  
Timerange: 00/11:54:51 to 00/11:56:19



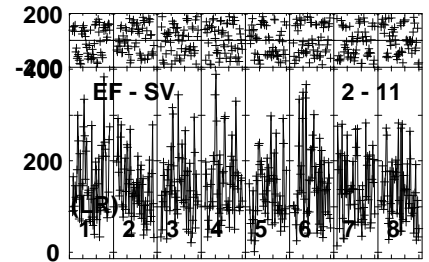
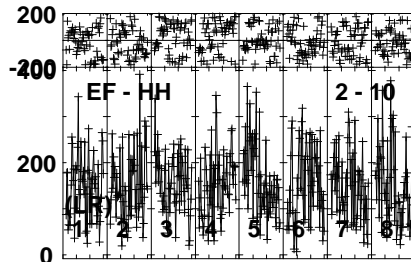
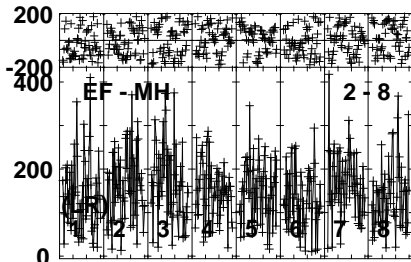
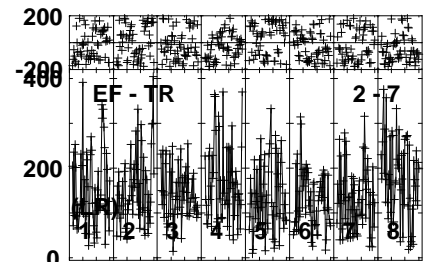
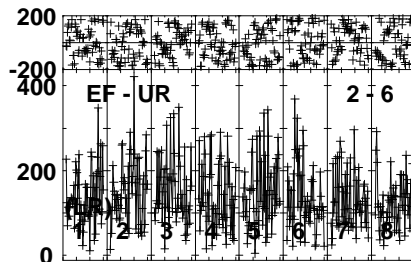
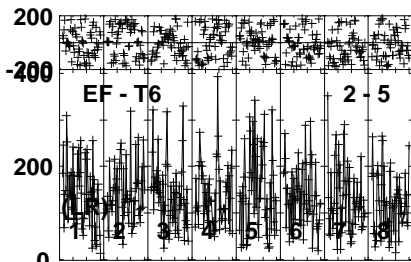
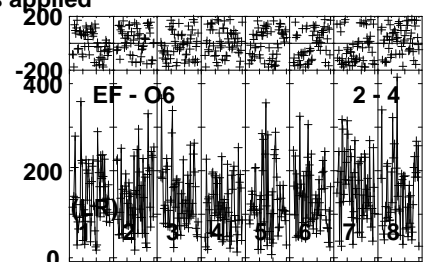
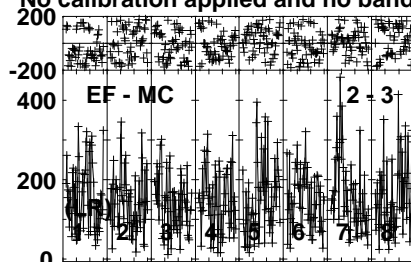
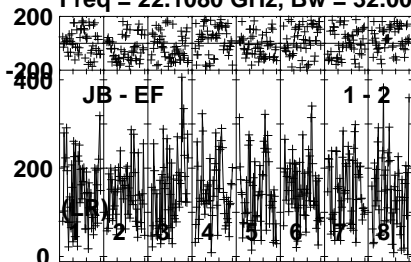


Plot file version 67 created 18-MAY-2021 12:29:16

J0243+0121 EY036B.UVDATA.1

Freq = 22.1080 GHz, Bw = 32.000 MH

No calibration applied and no bandpass applied



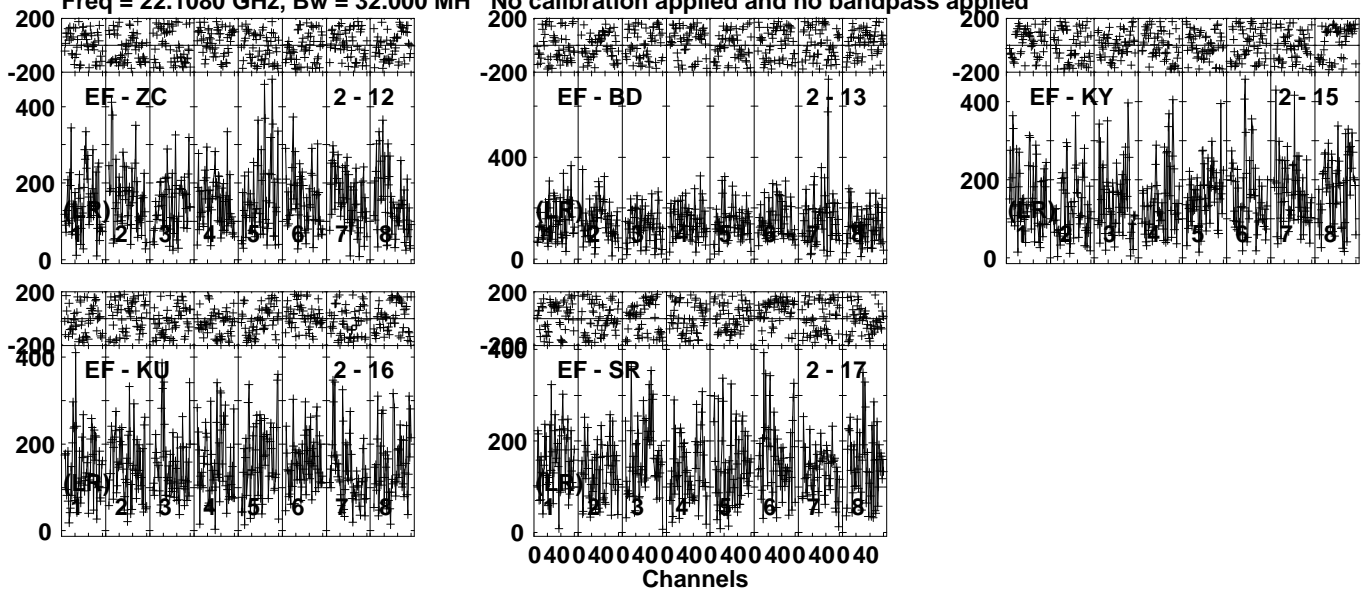
Lower frame: Micro Ampl Jy Top frame: Phas deg  
Vector averaged cross-power spectrum Several baselines displayed  
Timerange: 00/11:56:21 to 00/11:57:49

Plot file version 68 created 18-MAY-2021 12:29:16

J0243+0121 EY036B.UVDATA.1

Freq = 22.1080 GHz, Bw = 32.000 MH

No calibration applied and no bandpass applied



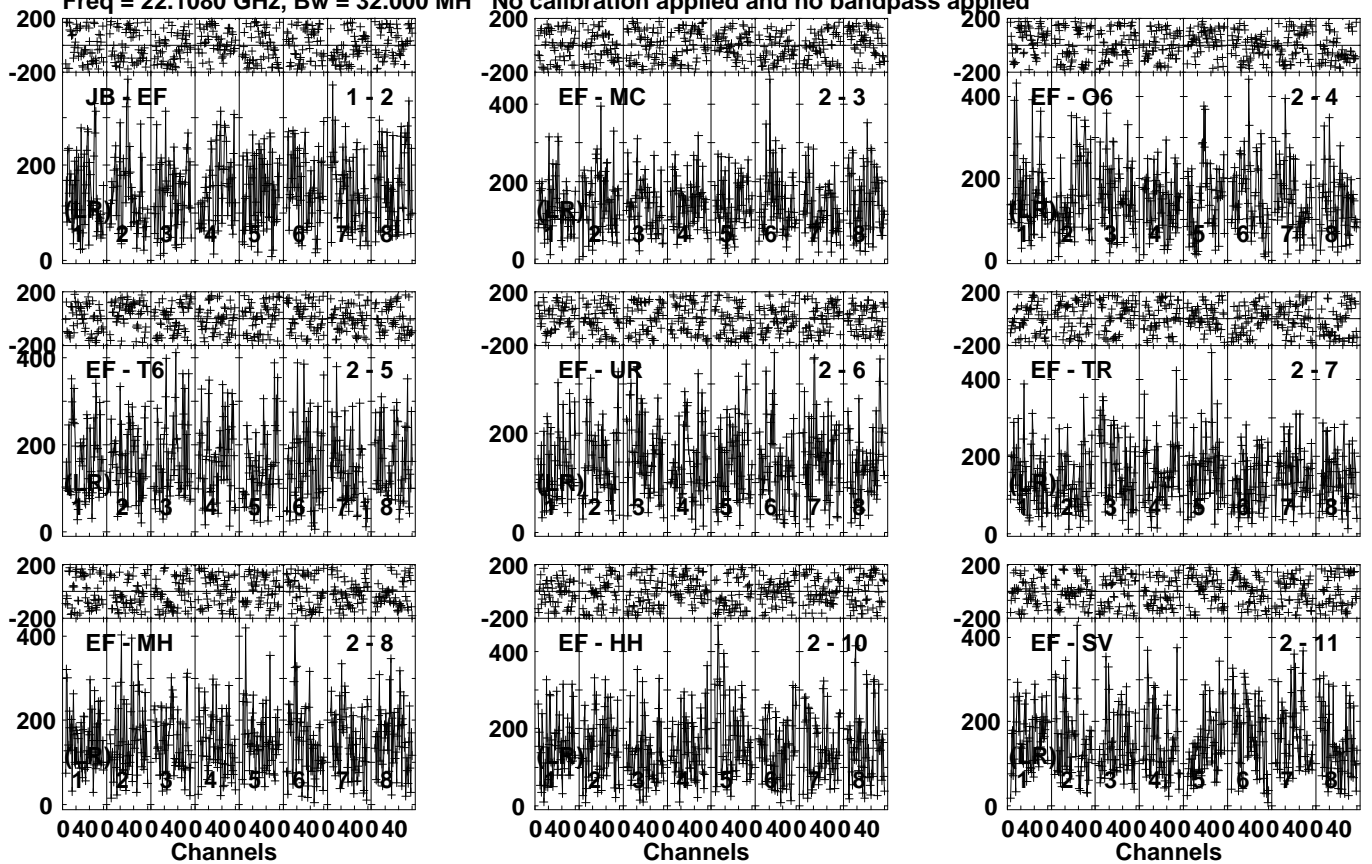
Lower frame: Micro Ampl Jy Top frame: Phas deg  
Vector averaged cross-power spectrum Several baselines displayed  
Timerange: 00/11:56:21 to 00/11:57:49

Plot file version 69 created 18-MAY-2021 12:29:17

NGC1068 EY036B.UVDATA.1

Freq = 22.1080 GHz, Bw = 32.000 MH

No calibration applied and no bandpass applied



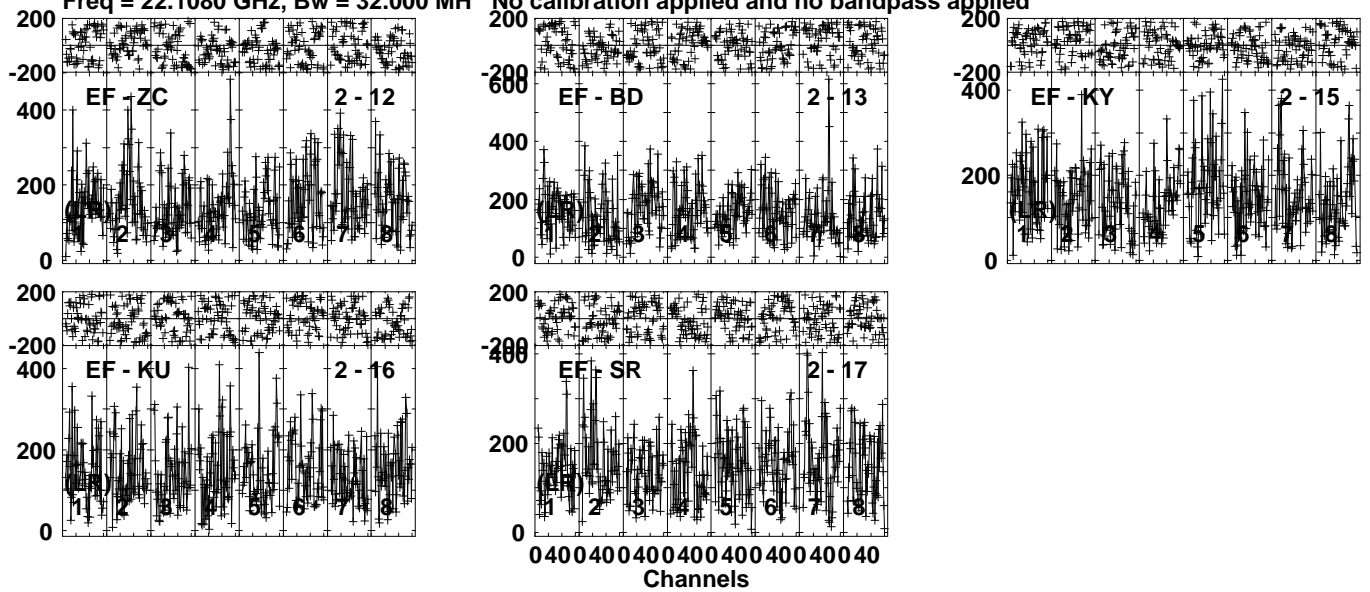
Lower frame: Micro Ampl Jy Top frame: Phas deg  
Vector averaged cross-power spectrum Several baselines displayed  
Timerange: 00/11:57:51 to 00/11:59:19

Plot file version 70 created 18-MAY-2021 12:29:17

NGC1068 EY036B.UVDATA.1

Freq = 22.1080 GHz, Bw = 32.000 MH

No calibration applied and no bandpass applied



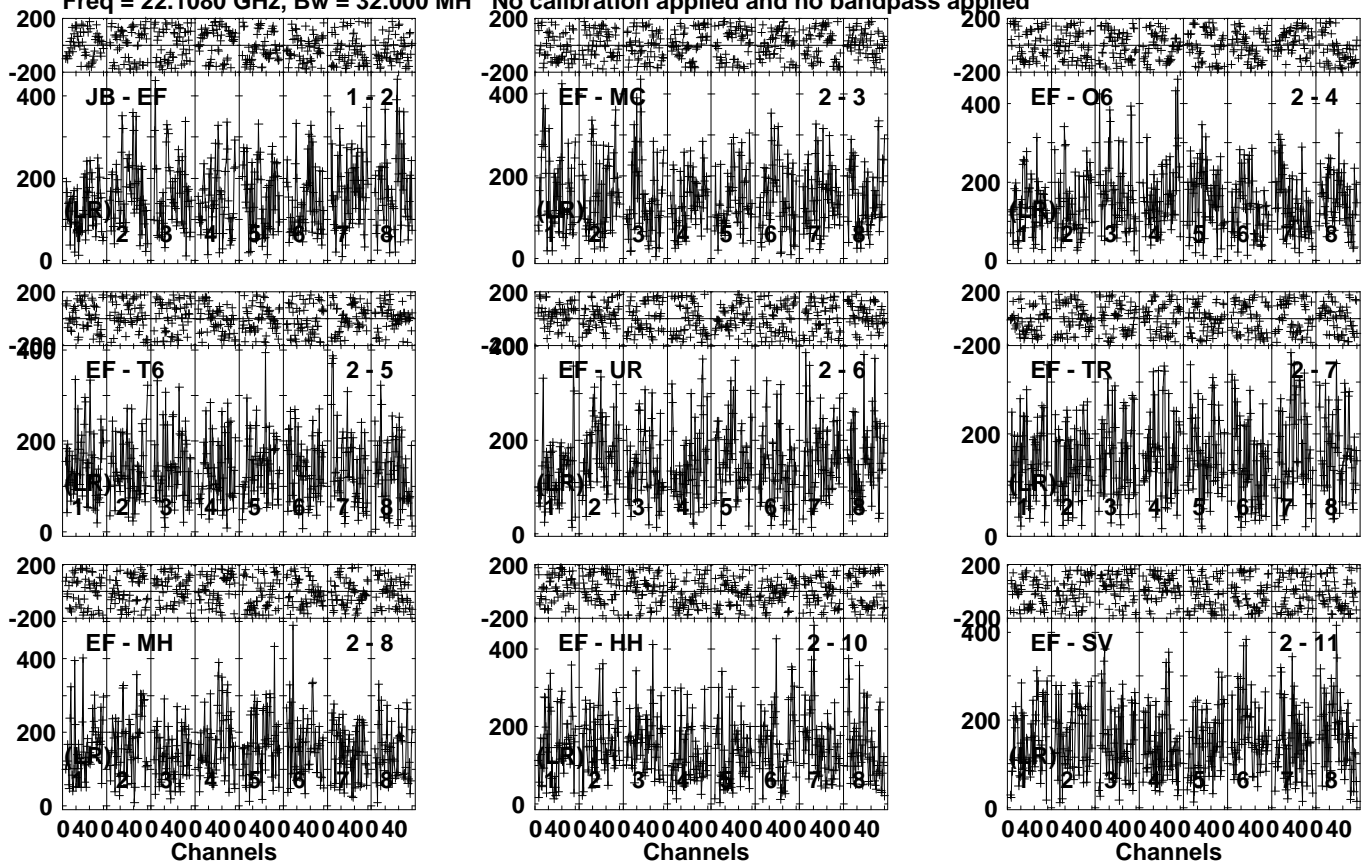
Lower frame: Micro Ampl Jy Top frame: Phas deg  
Vector averaged cross-power spectrum Several baselines displayed  
Timerange: 00/11:57:51 to 00/11:59:19

Plot file version 71 created 18-MAY-2021 12:29:17

J0243+0121 EY036B.UVDATA.1

Freq = 22.1080 GHz, Bw = 32.000 MH

No calibration applied and no bandpass applied



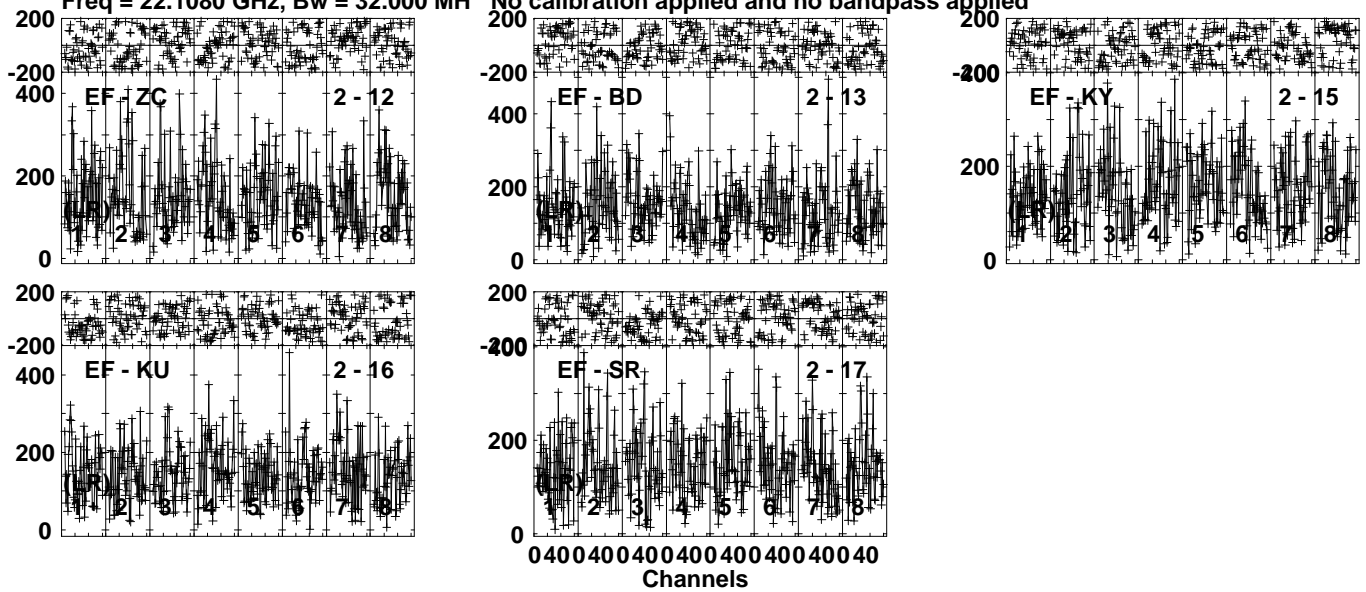
Lower frame: Micro Ampl Jy Top frame: Phas deg  
Vector averaged cross-power spectrum Several baselines displayed  
Timerange: 00/11:59:21 to 00/12:00:49

Plot file version 72 created 18-MAY-2021 12:29:18

J0243+0121 EY036B.UVDATA.1

Freq = 22.1080 GHz, Bw = 32.000 MH

No calibration applied and no bandpass applied



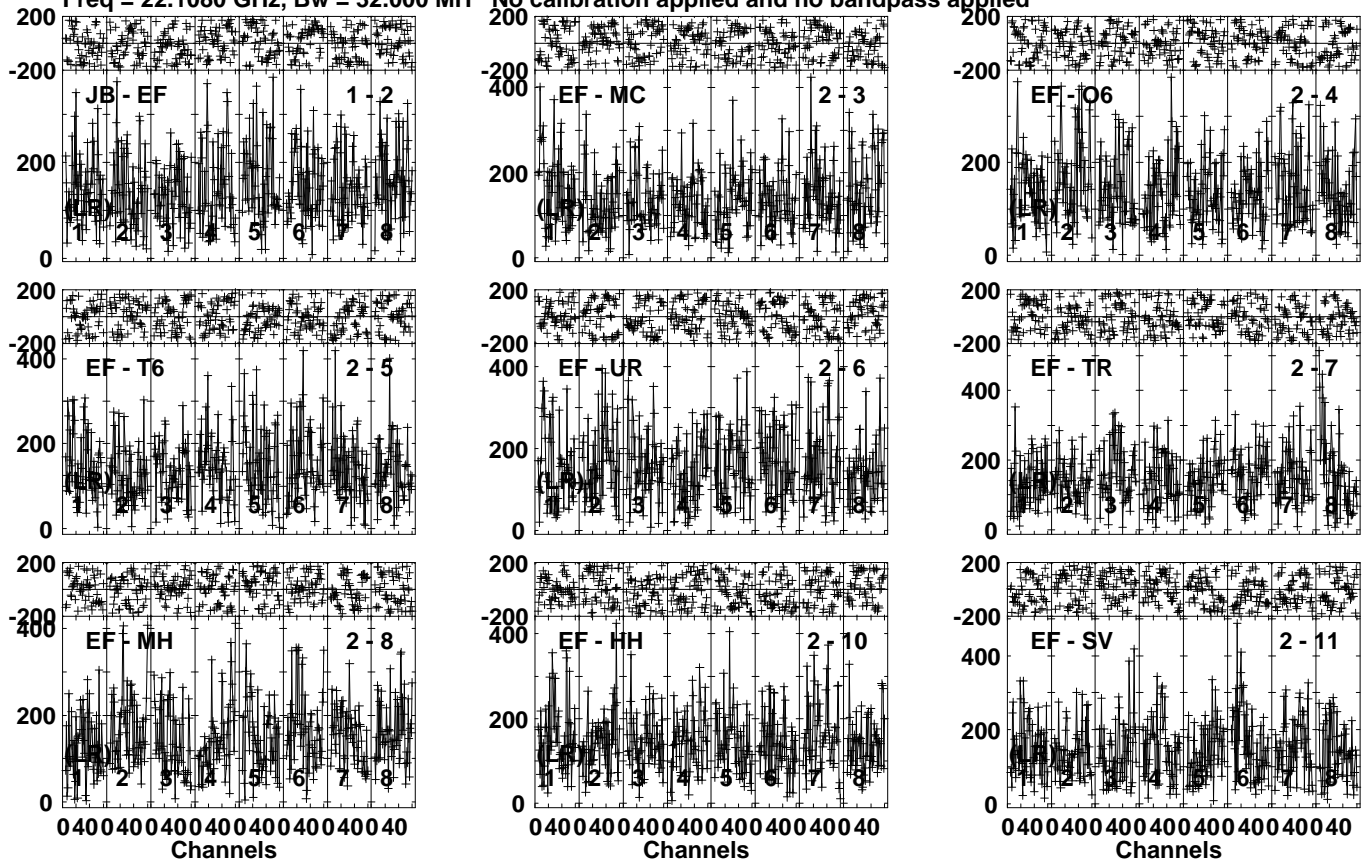
Lower frame: Micro Ampl Jy Top frame: Phas deg  
Vector averaged cross-power spectrum Several baselines displayed  
Timerange: 00/11:59:21 to 00/12:00:49

Plot file version 73 created 18-MAY-2021 12:29:18

NGC1068 EY036B.UVDATA.1

Freq = 22.1080 GHz, Bw = 32.000 MH

No calibration applied and no bandpass applied



Lower frame: Micro Ampl Jy Top frame: Phas deg  
Vector averaged cross-power spectrum Several baselines displayed  
Timerange: 00/12:00:51 to 00/12:02:19



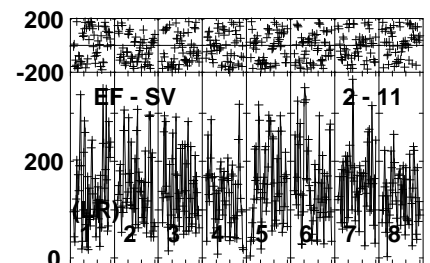
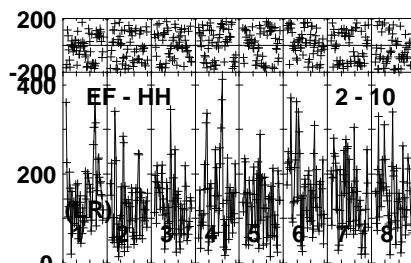
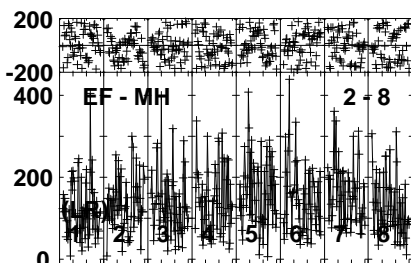
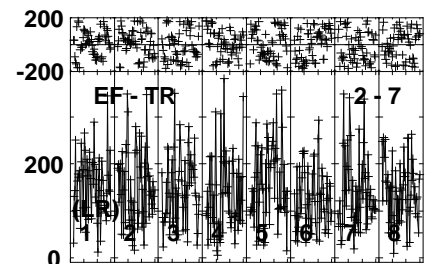
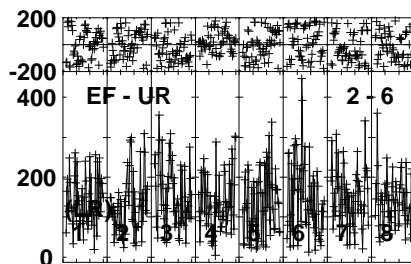
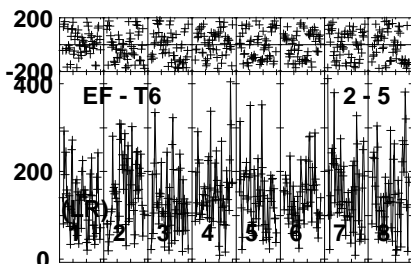
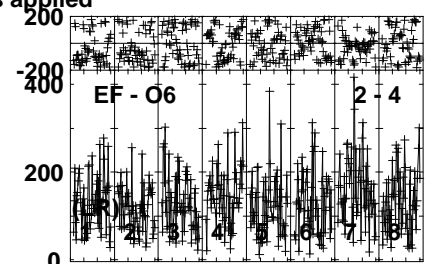
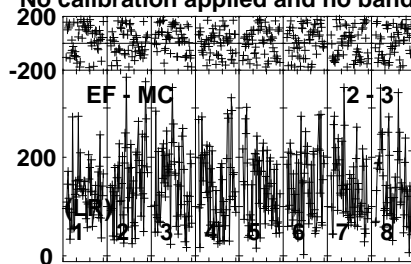
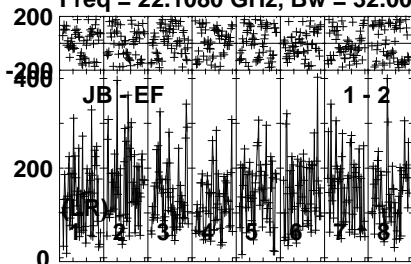


Plot file version 75 created 18-MAY-2021 12:29:18

J0243+0121 EY036B.UVDATA.1

Freq = 22.1080 GHz, Bw = 32.000 MH

No calibration applied and no bandpass applied



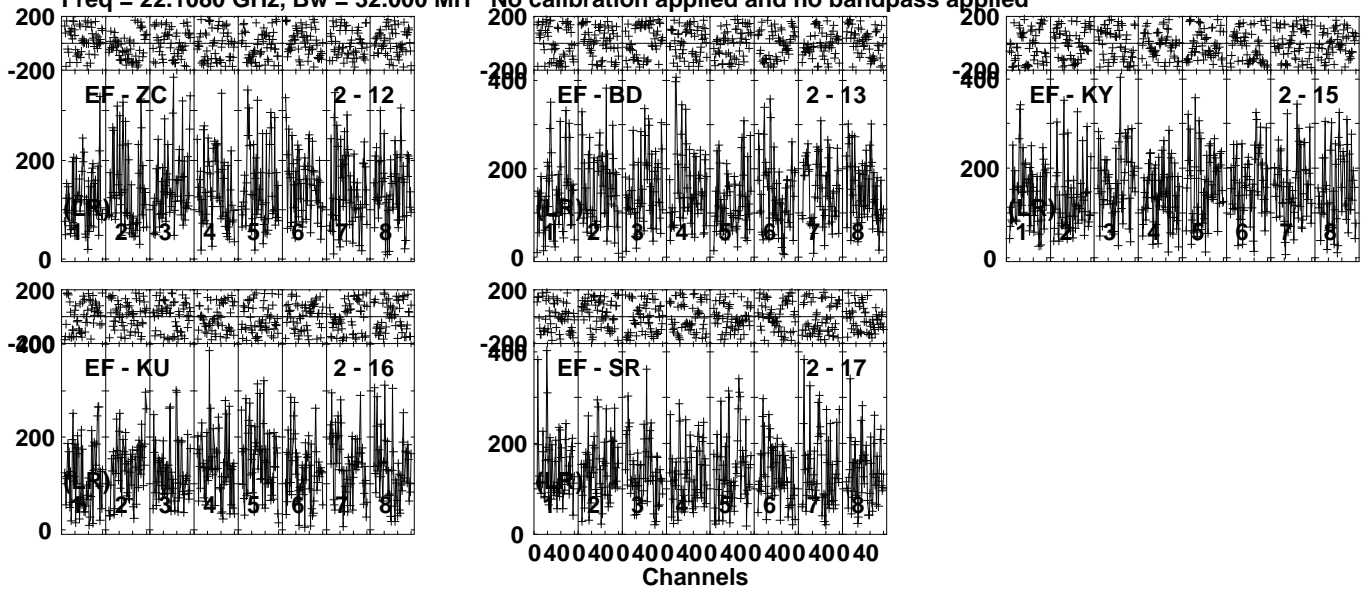
Lower frame: Micro Ampl Jy Top frame: Phas deg  
Vector averaged cross-power spectrum Several baselines displayed  
Timerange: 00/12:03:01 to 00/12:03:59

Plot file version 76 created 18-MAY-2021 12:29:19

J0243+0121 EY036B.UVDATA.1

Freq = 22.1080 GHz, Bw = 32.000 MH

No calibration applied and no bandpass applied



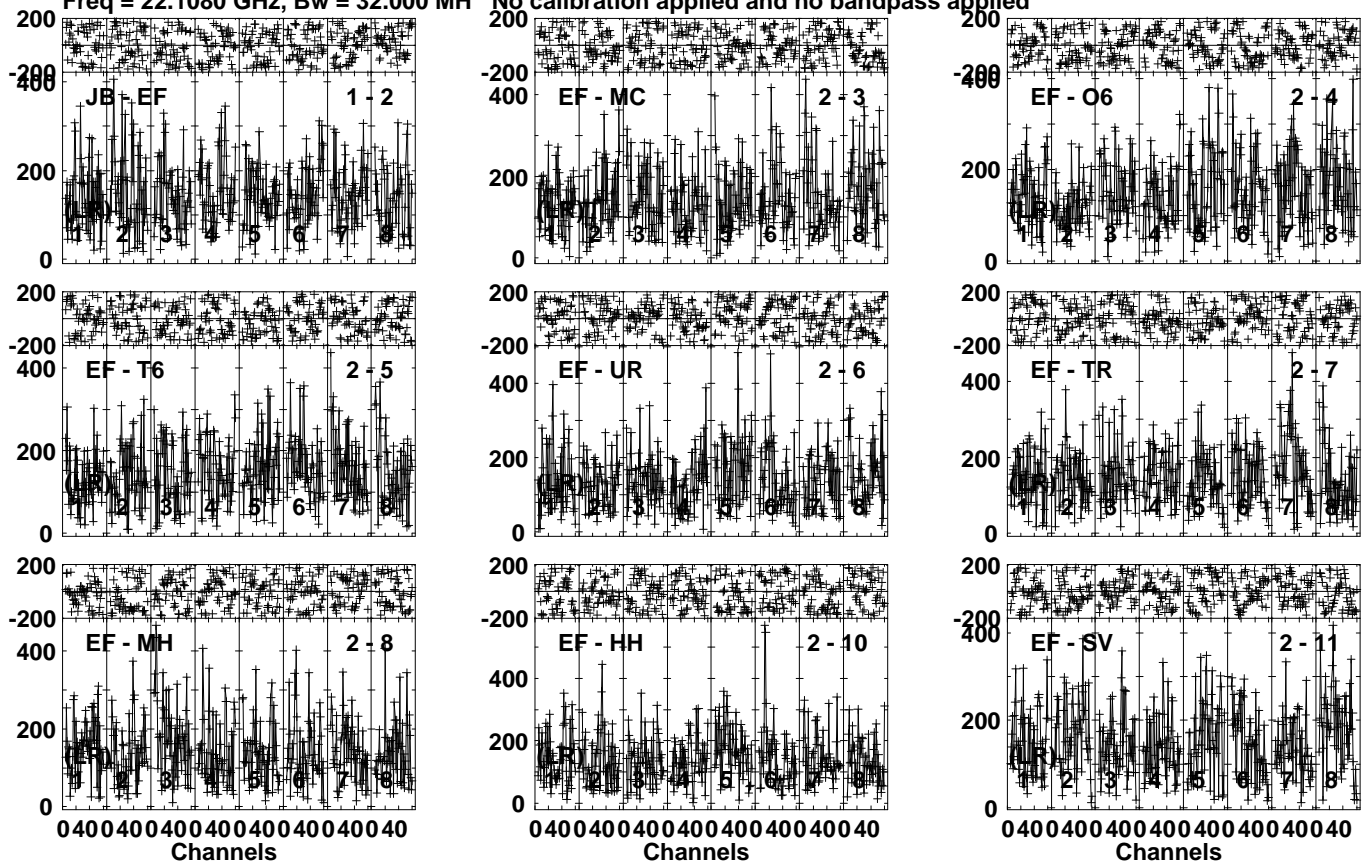
Lower frame: Micro Ampl Jy Top frame: Phas deg  
Vector averaged cross-power spectrum Several baselines displayed  
Timerange: 00/12:03:01 to 00/12:03:59

Plot file version 77 created 18-MAY-2021 12:29:19

NGC1068 EY036B.UVDATA.1

Freq = 22.1080 GHz, Bw = 32.000 MH

No calibration applied and no bandpass applied



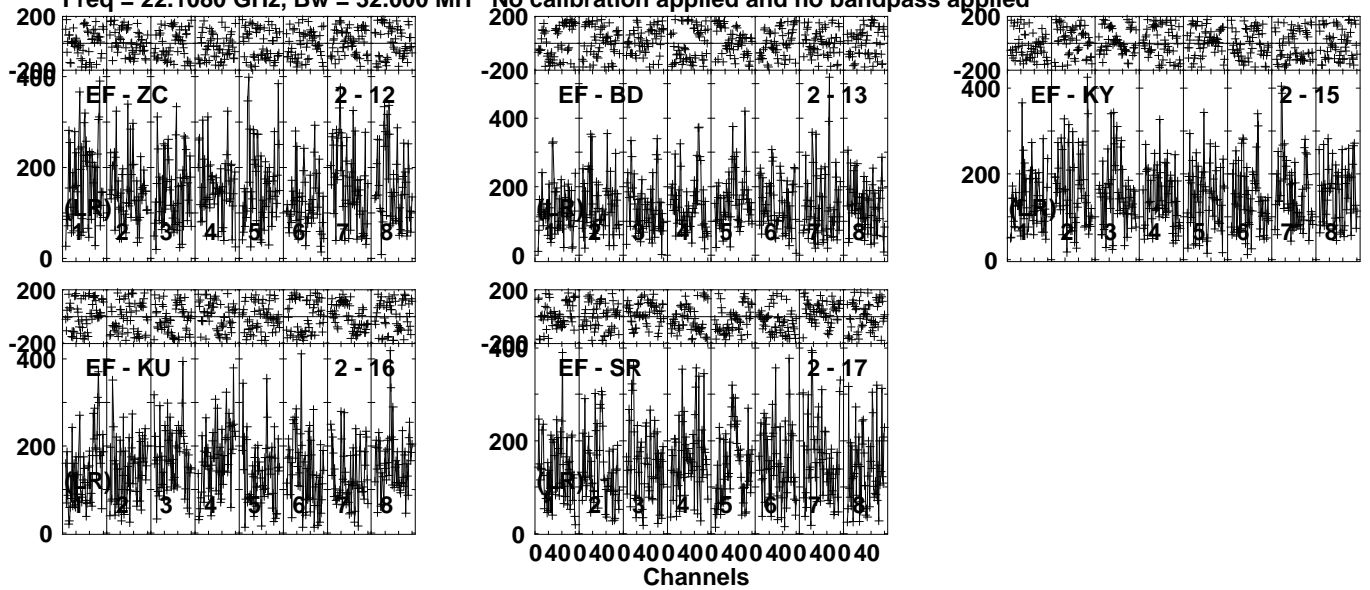
Lower frame: Micro Ampl Jy Top frame: Phas deg  
Vector averaged cross-power spectrum Several baselines displayed  
Timerange: 00/12:04:01 to 00/12:05:29

Plot file version 78 created 18-MAY-2021 12:29:19

NGC1068 EY036B.UVDATA.1

Freq = 22.1080 GHz, Bw = 32.000 MH

No calibration applied and no bandpass applied



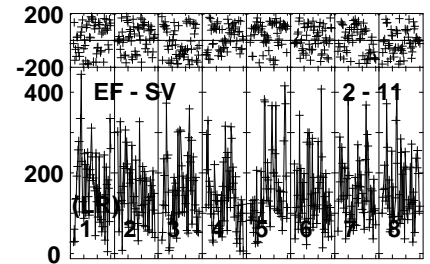
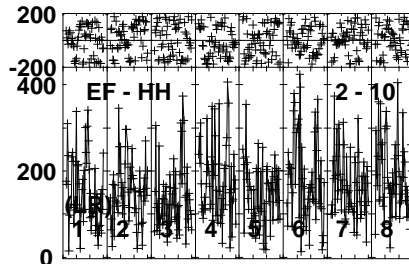
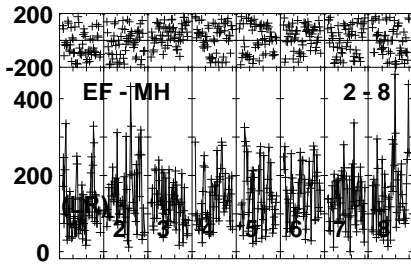
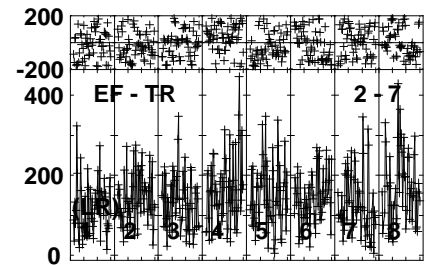
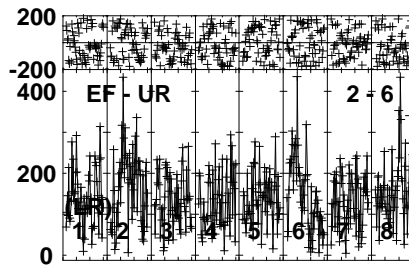
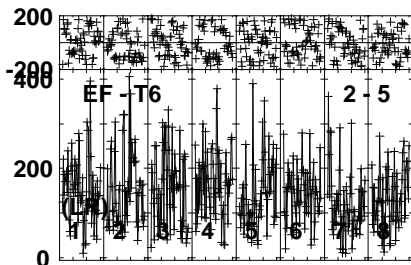
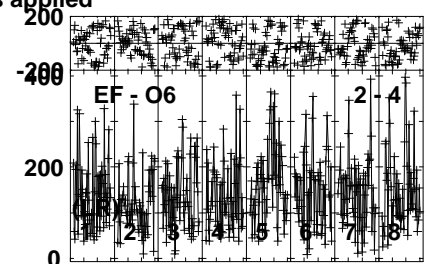
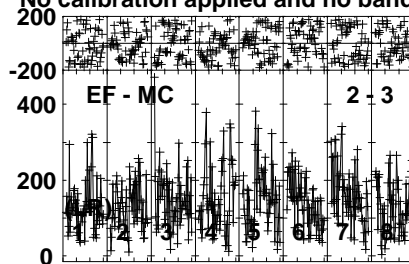
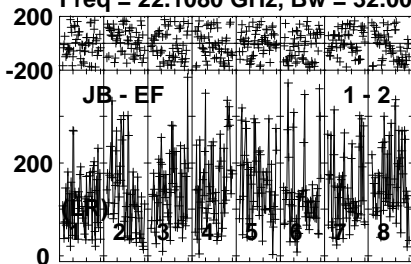
Lower frame: Micro Ampl Jy Top frame: Phas deg  
Vector averaged cross-power spectrum Several baselines displayed  
Timerange: 00/12:04:01 to 00/12:05:29

Plot file version 79 created 18-MAY-2021 12:29:19

J0243+0121 EY036B.UVDATA.1

Freq = 22.1080 GHz, Bw = 32.000 MH

No calibration applied and no bandpass applied



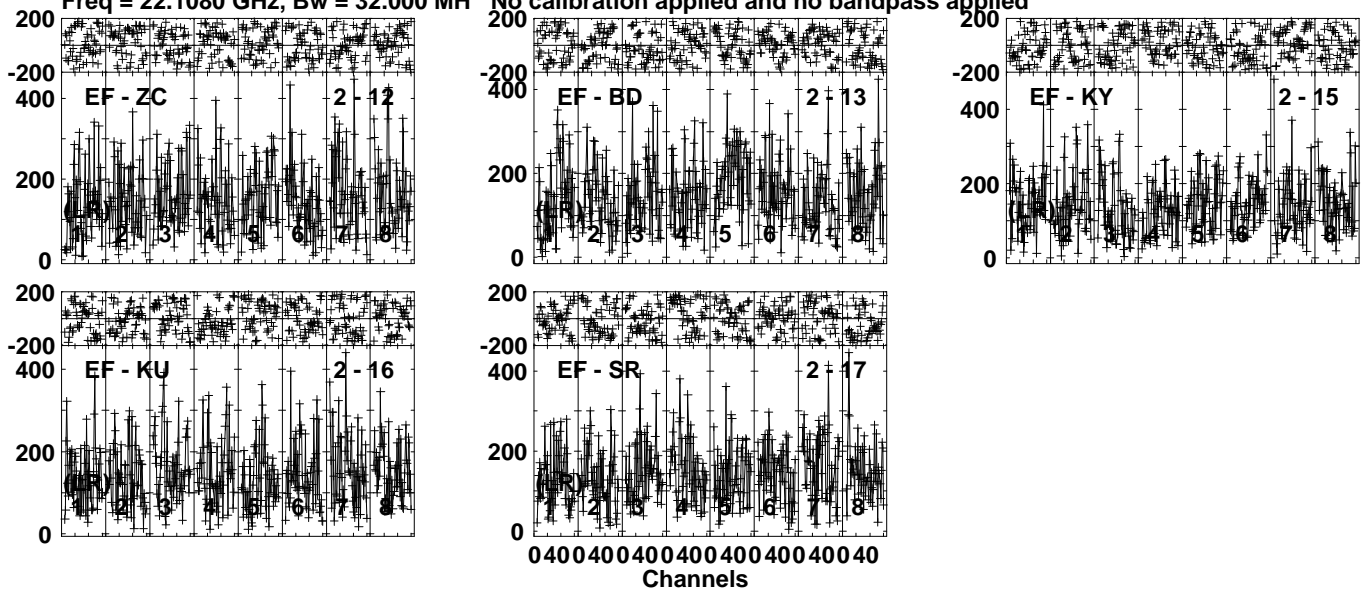
Lower frame: Micro Ampl Jy Top frame: Phas deg  
Vector averaged cross-power spectrum Several baselines displayed  
Timerange: 00/12:05:31 to 00/12:06:59

Plot file version 80 created 18-MAY-2021 12:29:19

J0243+0121 EY036B.UVDATA.1

Freq = 22.1080 GHz, Bw = 32.000 MH

No calibration applied and no bandpass applied



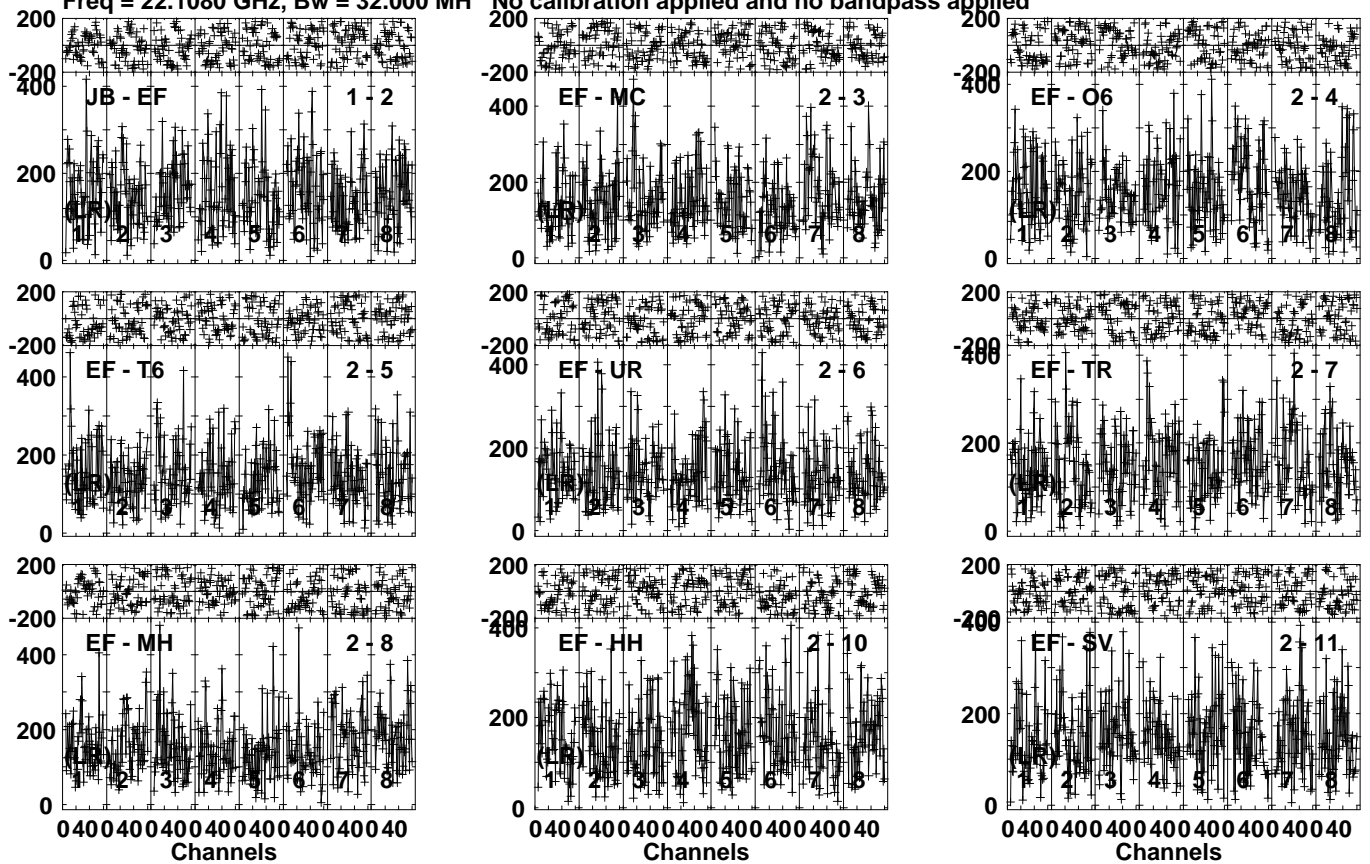
Lower frame: Micro Ampl Jy Top frame: Phas deg  
Vector averaged cross-power spectrum Several baselines displayed  
Timerange: 00/12:05:31 to 00/12:06:59

Plot file version 81 created 18-MAY-2021 12:29:20

NGC1068 EY036B.UVDATA.1

Freq = 22.1080 GHz, Bw = 32.000 MH

No calibration applied and no bandpass applied



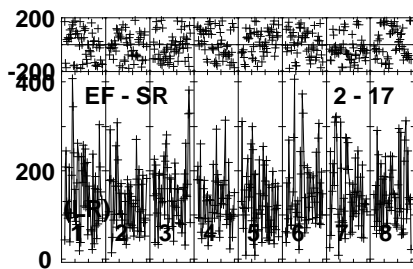
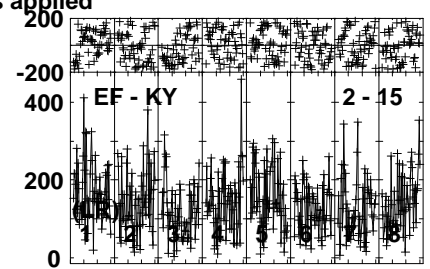
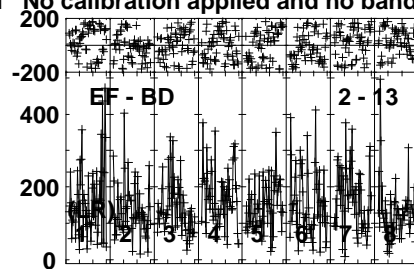
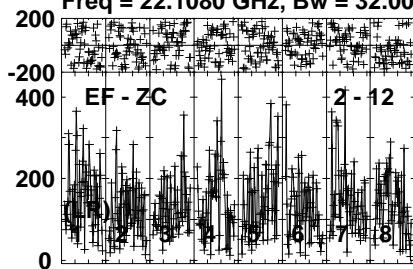
Lower frame: Micro Ampl Jy Top frame: Phas deg  
Vector averaged cross-power spectrum Several baselines displayed  
Timerange: 00/12:07:01 to 00/12:08:29

Plot file version 82 created 18-MAY-2021 12:29:20

NGC1068 EY036B.UVDATA.1

Freq = 22.1080 GHz, Bw = 32.000 MH

No calibration applied and no bandpass applied



Lower frame: Micro Ampl Jy Top frame: Phas deg  
Vector averaged cross-power spectrum Several baselines displayed  
Timerange: 00/12:07:01 to 00/12:08:29

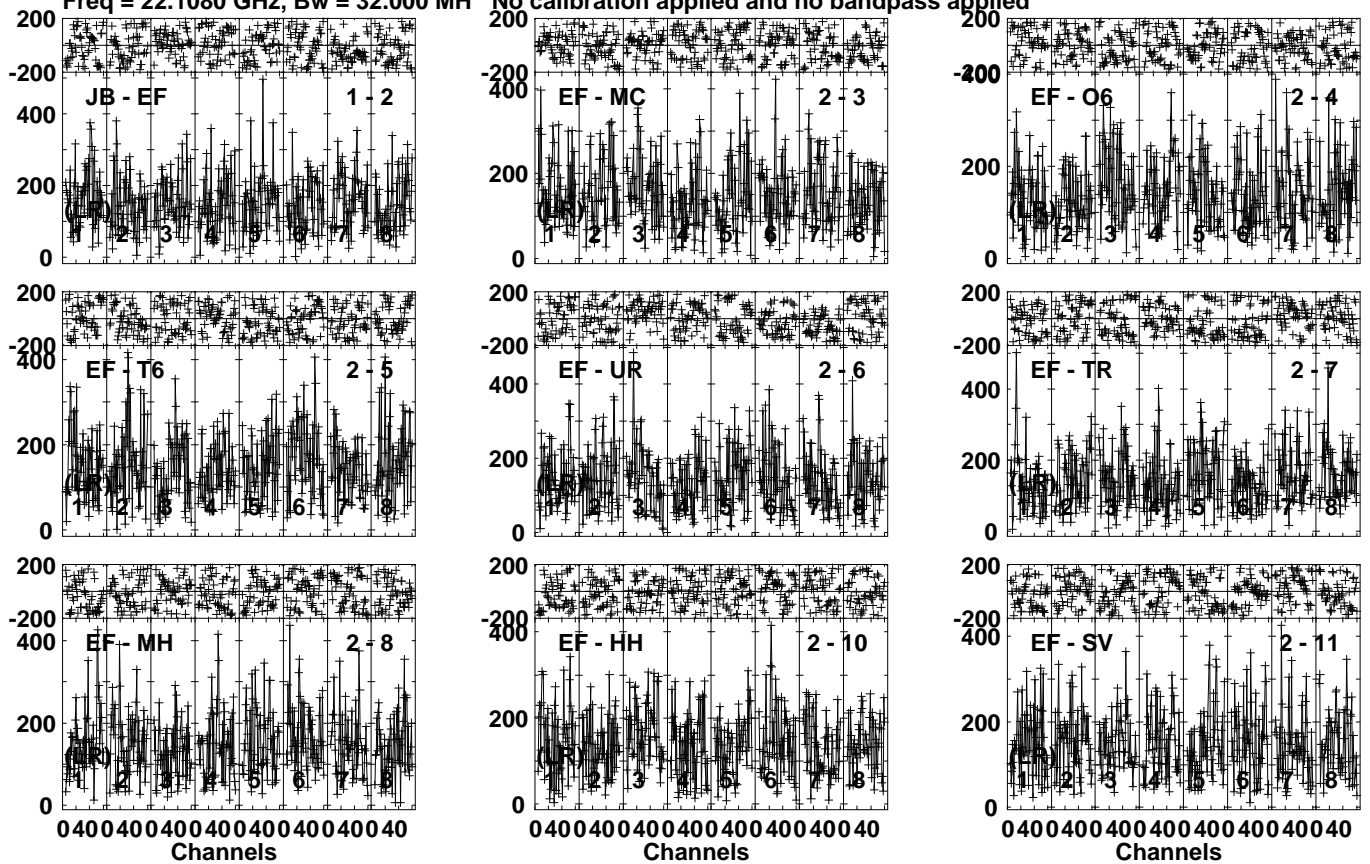


Plot file version 83 created 18-MAY-2021 12:29:20

J0243+0121 EY036B.UVDATA.1

Freq = 22.1080 GHz, Bw = 32.000 MH

No calibration applied and no bandpass applied



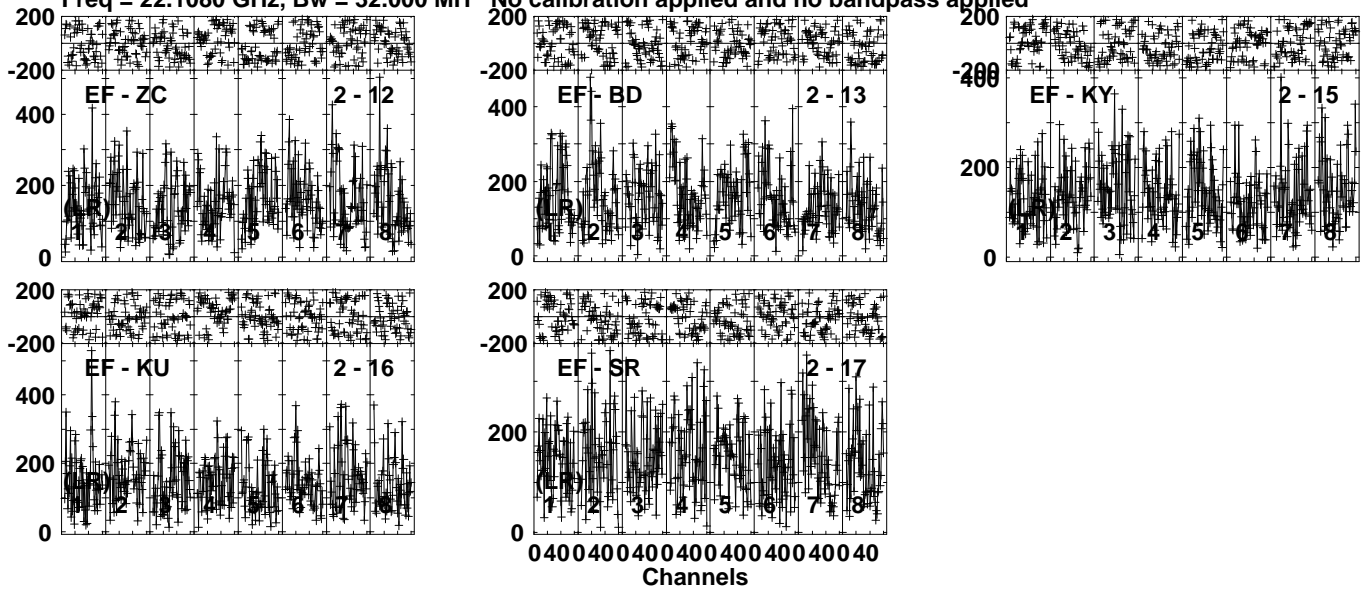
Lower frame: Micro Ampl Jy Top frame: Phas deg  
Vector averaged cross-power spectrum Several baselines displayed  
Timerange: 00/12:08:31 to 00/12:09:59

Plot file version 84 created 18-MAY-2021 12:29:20

J0243+0121 EY036B.UVDATA.1

Freq = 22.1080 GHz, Bw = 32.000 MH

No calibration applied and no bandpass applied



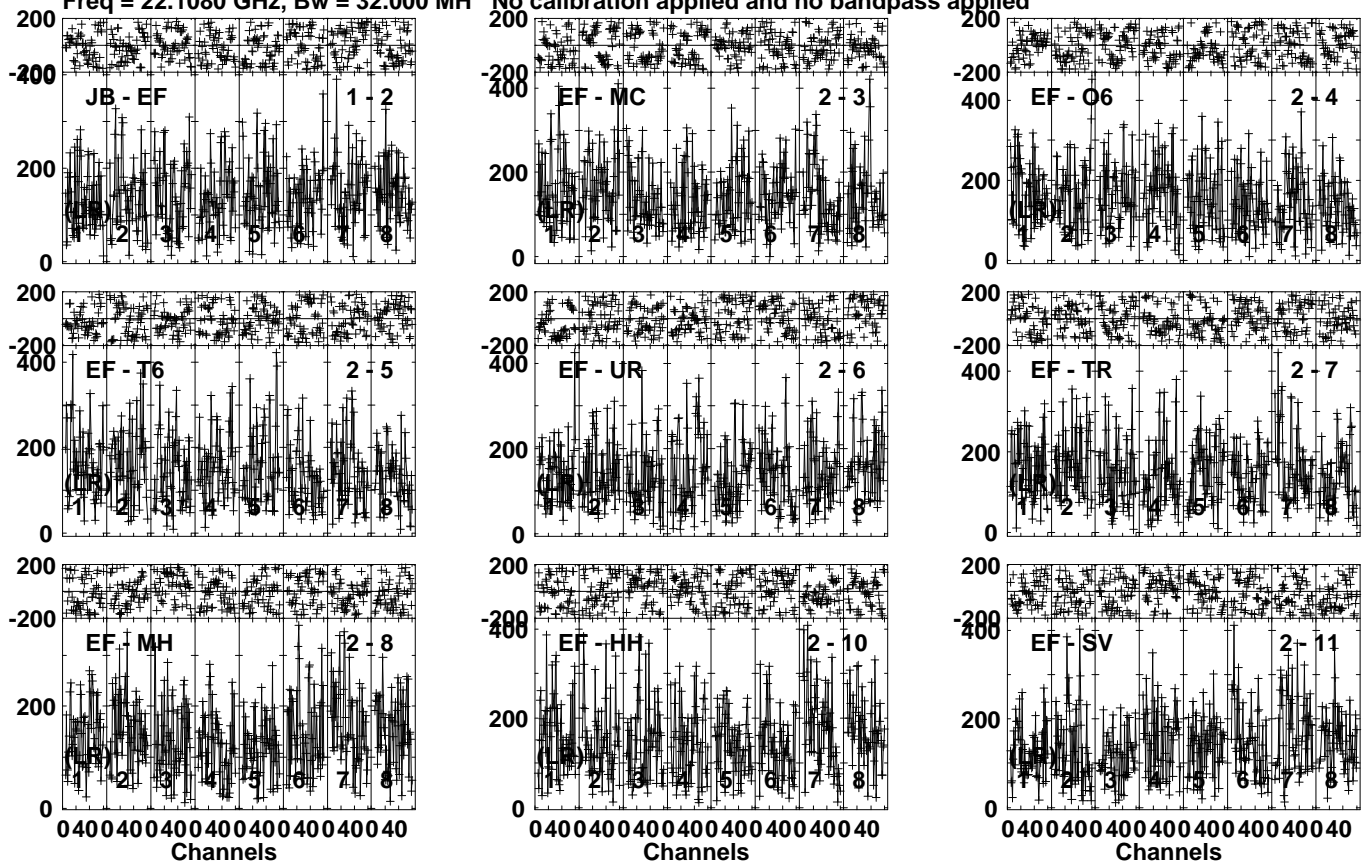
Lower frame: Micro Ampl Jy Top frame: Phas deg  
Vector averaged cross-power spectrum Several baselines displayed  
Timerange: 00/12:08:31 to 00/12:09:59

Plot file version 85 created 18-MAY-2021 12:29:20

NGC1068 EY036B.UVDATA.1

Freq = 22.1080 GHz, Bw = 32.000 MH

No calibration applied and no bandpass applied



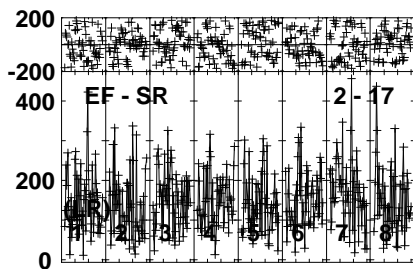
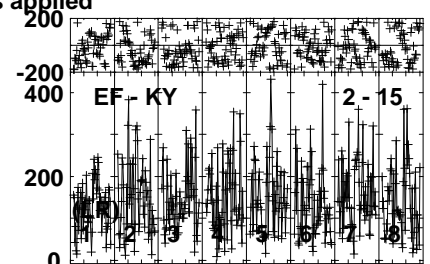
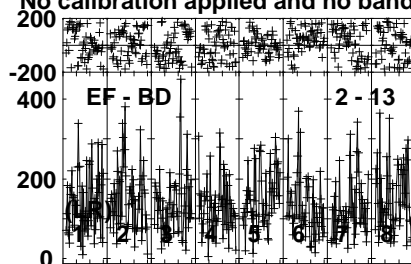
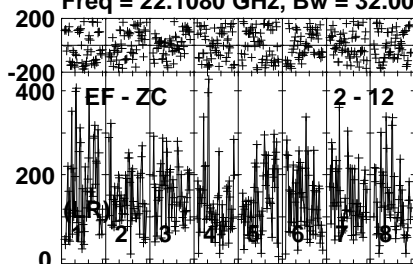
Lower frame: Micro Ampl Jy Top frame: Phas deg  
Vector averaged cross-power spectrum Several baselines displayed  
Timerange: 00/12:10:01 to 00/12:11:29

Plot file version 86 created 18-MAY-2021 12:29:21

NGC1068 EY036B.UVDATA.1

Freq = 22.1080 GHz, Bw = 32.000 MH

No calibration applied and no bandpass applied



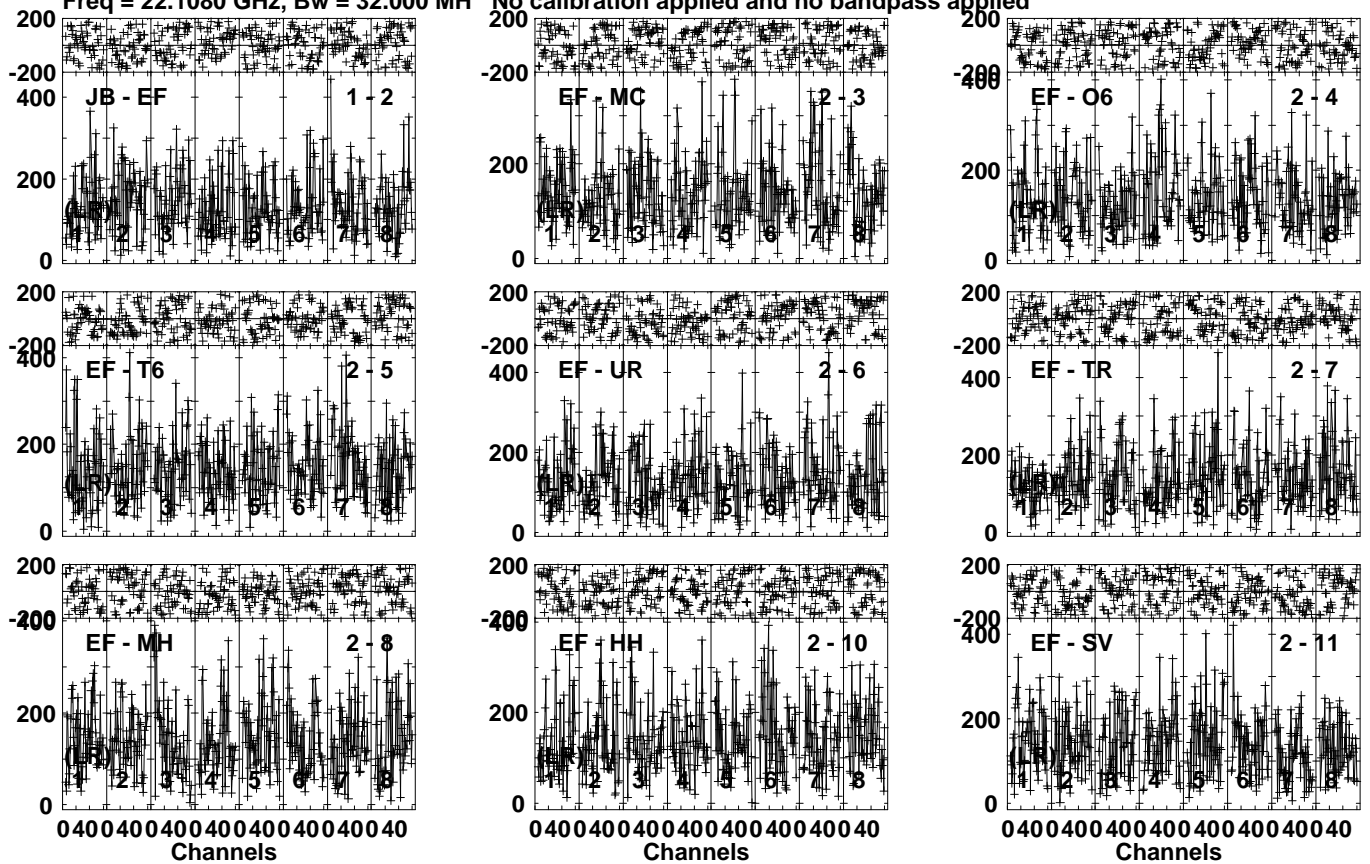
Lower frame: Micro Ampl Jy Top frame: Phas deg  
Vector averaged cross-power spectrum Several baselines displayed  
Timerange: 00/12:10:01 to 00/12:11:29

Plot file version 87 created 18-MAY-2021 12:29:21

J0243+0121 EY036B.UVDATA.1

Freq = 22.1080 GHz, Bw = 32.000 MH

No calibration applied and no bandpass applied



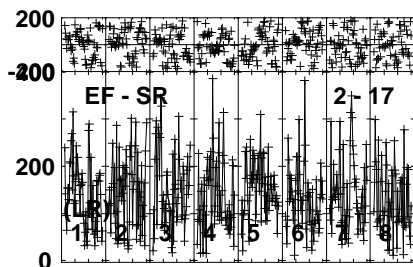
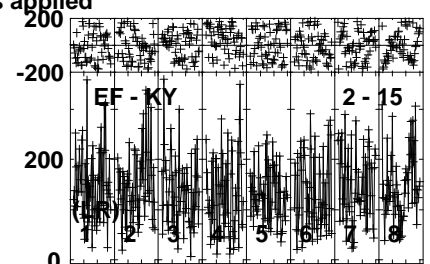
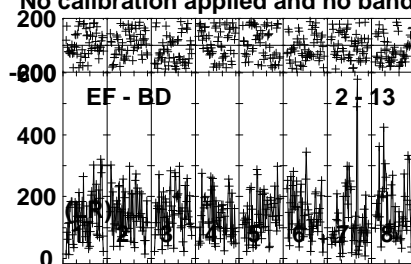
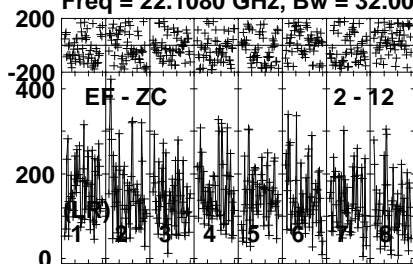
Lower frame: Micro Ampl Jy Top frame: Phas deg  
Vector averaged cross-power spectrum Several baselines displayed  
Timerange: 00/12:12:11 to 00/12:13:09

Plot file version 88 created 18-MAY-2021 12:29:21

J0243+0121 EY036B.UVDATA.1

Freq = 22.1080 GHz, Bw = 32.000 MH

No calibration applied and no bandpass applied



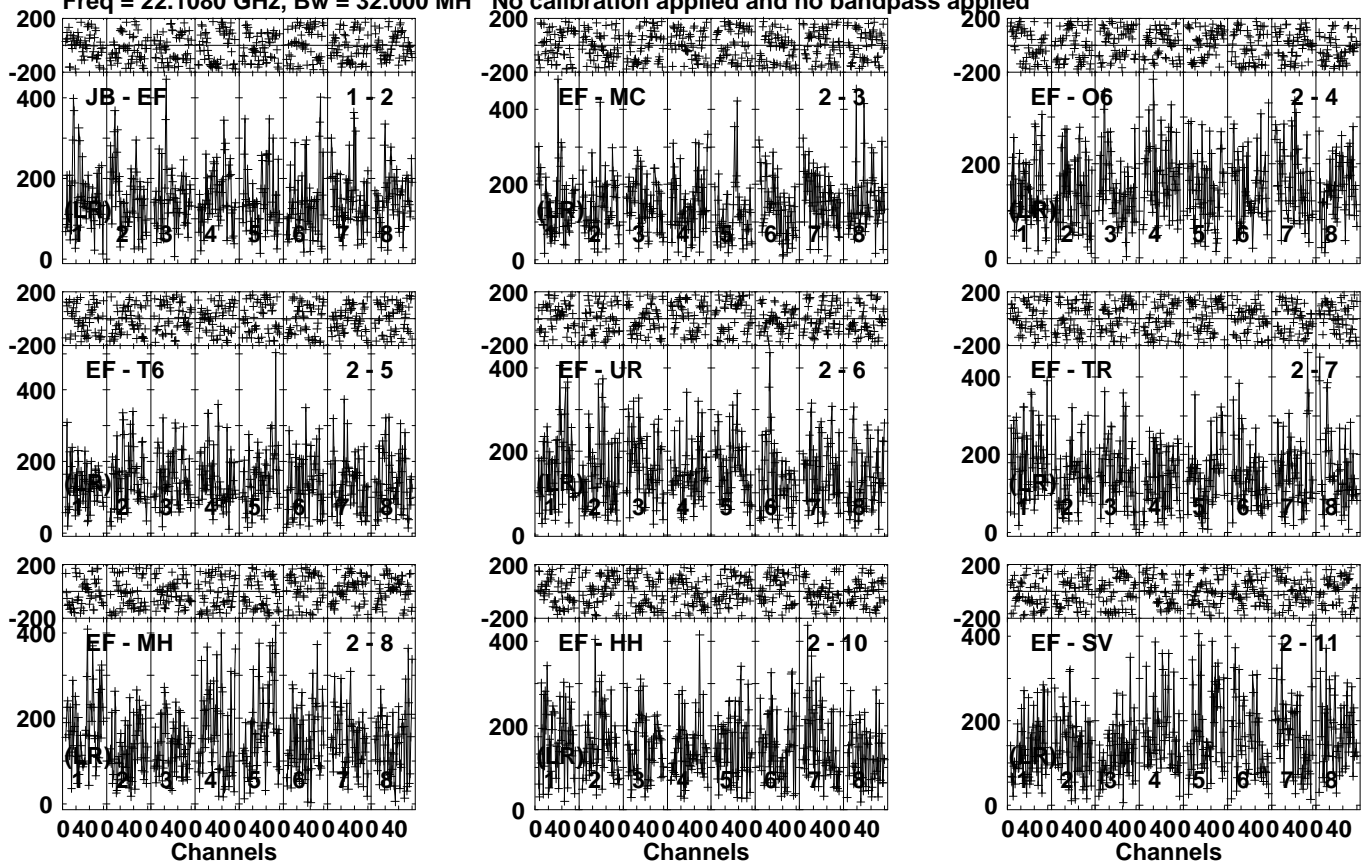
Lower frame: Micro Ampl Jy Top frame: Phas deg  
Vector averaged cross-power spectrum Several baselines displayed  
Timerange: 00/12:12:11 to 00/12:13:09

Plot file version 89 created 18-MAY-2021 12:29:21

NGC1068 EY036B.UVDATA.1

Freq = 22.1080 GHz, Bw = 32.000 MH

No calibration applied and no bandpass applied

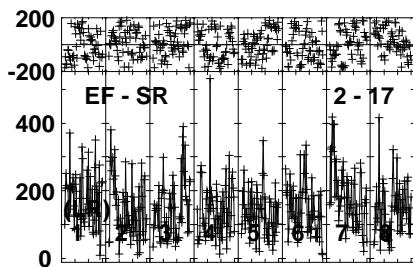
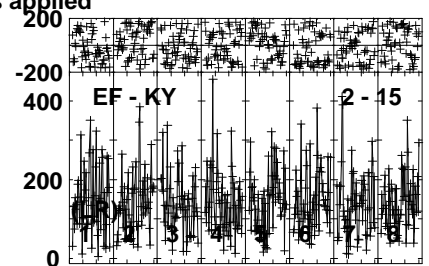
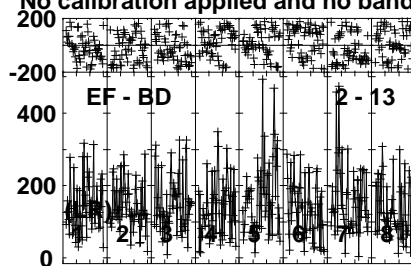
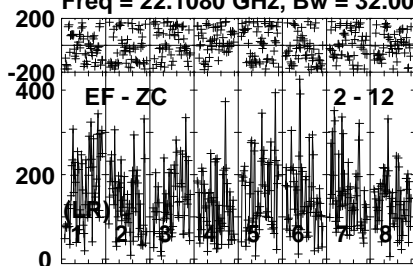


Lower frame: Micro Ampl Jy Top frame: Phas deg  
Vector averaged cross-power spectrum Several baselines displayed  
Timerange: 00/12:13:11 to 00/12:14:39

Plot file version 90 created 18-MAY-2021 12:29:21

NGC1068 EY036B.UVDATA.1

Freq = 22.1080 GHz, Bw = 32.000 MH No calibration applied and no bandpass applied



Lower frame: Micro Ampl Jy Top frame: Phas deg  
Vector averaged cross-power spectrum Several baselines displayed  
Timerange: 00/12:13:11 to 00/12:14:39

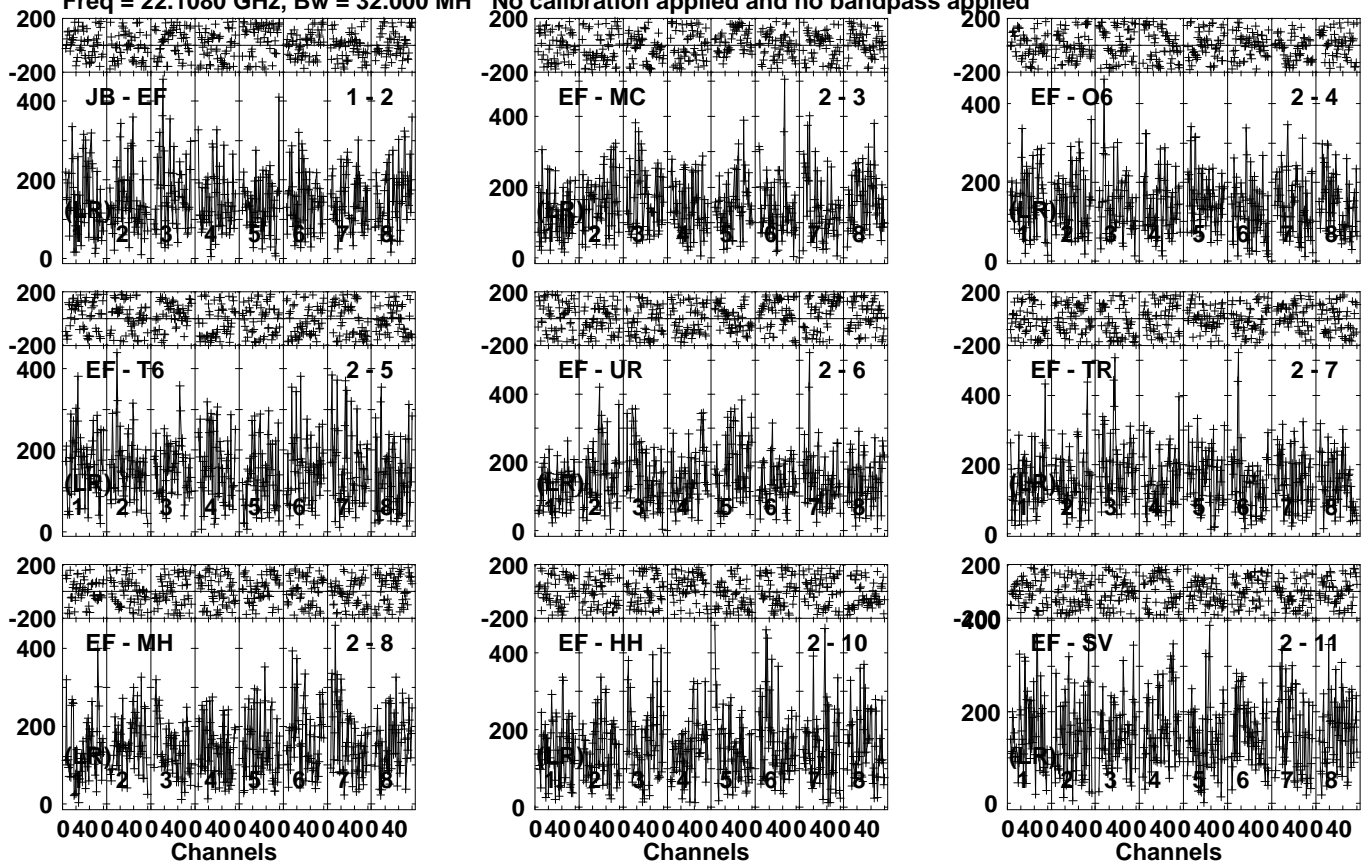


Plot file version 91 created 18-MAY-2021 12:29:22

J0243+0121 EY036B.UVDATA.1

Freq = 22.1080 GHz, Bw = 32.000 MH

No calibration applied and no bandpass applied



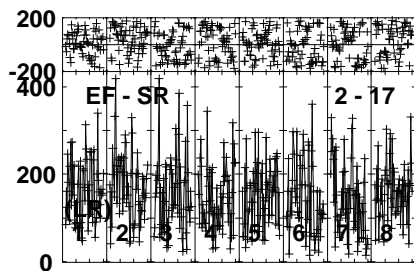
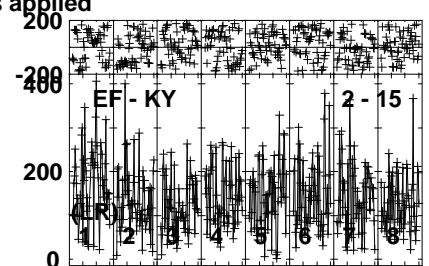
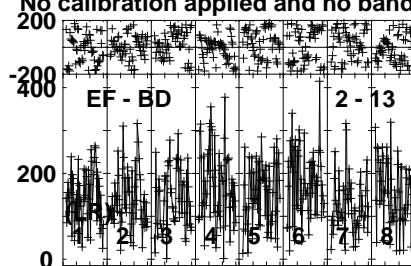
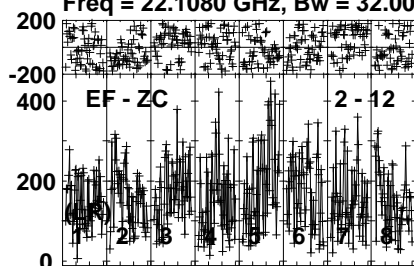
Lower frame: Micro Ampl Jy Top frame: Phas deg  
Vector averaged cross-power spectrum Several baselines displayed  
Timerange: 00/12:14:41 to 00/12:16:09

Plot file version 92 created 18-MAY-2021 12:29:22

J0243+0121 EY036B.UVDATA.1

Freq = 22.1080 GHz, Bw = 32.000 MH

No calibration applied and no bandpass applied



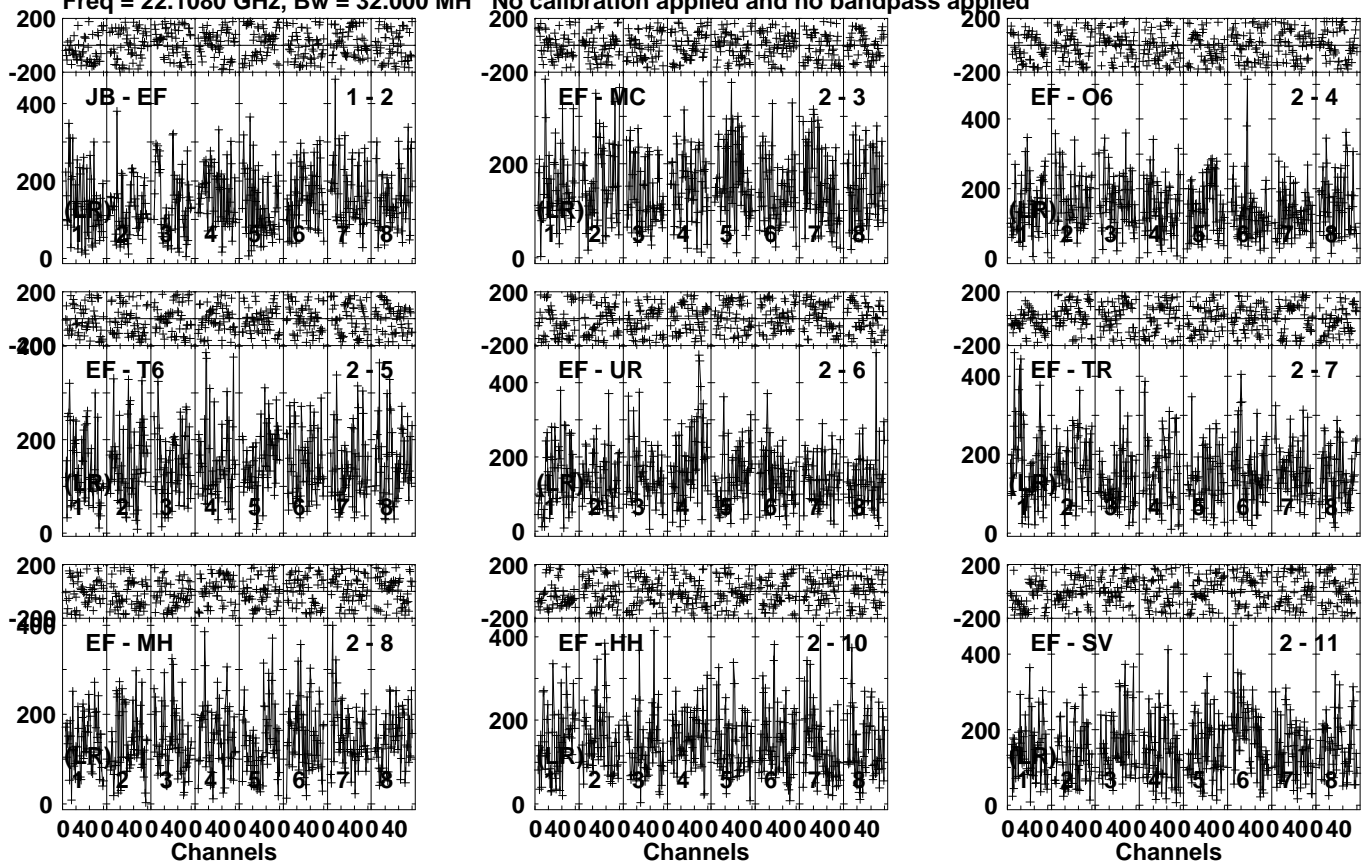
Lower frame: Micro Ampl Jy Top frame: Phas deg  
Vector averaged cross-power spectrum Several baselines displayed  
Timerange: 00/12:14:41 to 00/12:16:09

Plot file version 93 created 18-MAY-2021 12:29:22

NGC1068 EY036B.UVDATA.1

Freq = 22.1080 GHz, Bw = 32.000 MH

No calibration applied and no bandpass applied



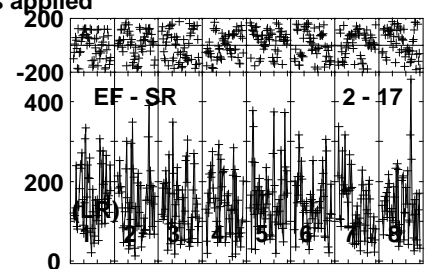
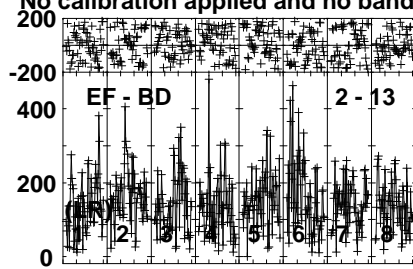
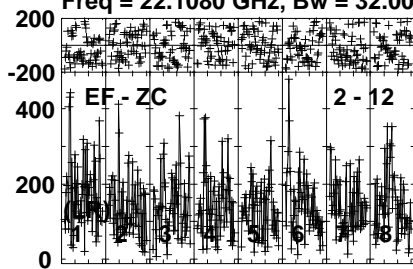
Lower frame: Micro Ampl Jy Top frame: Phas deg  
Vector averaged cross-power spectrum Several baselines displayed  
Timerange: 00/12:16:11 to 00/12:17:39

Plot file version 94 created 18-MAY-2021 12:29:22

NGC1068 EY036B.UVDATA.1

Freq = 22.1080 GHz, Bw = 32.000 MH

No calibration applied and no bandpass applied



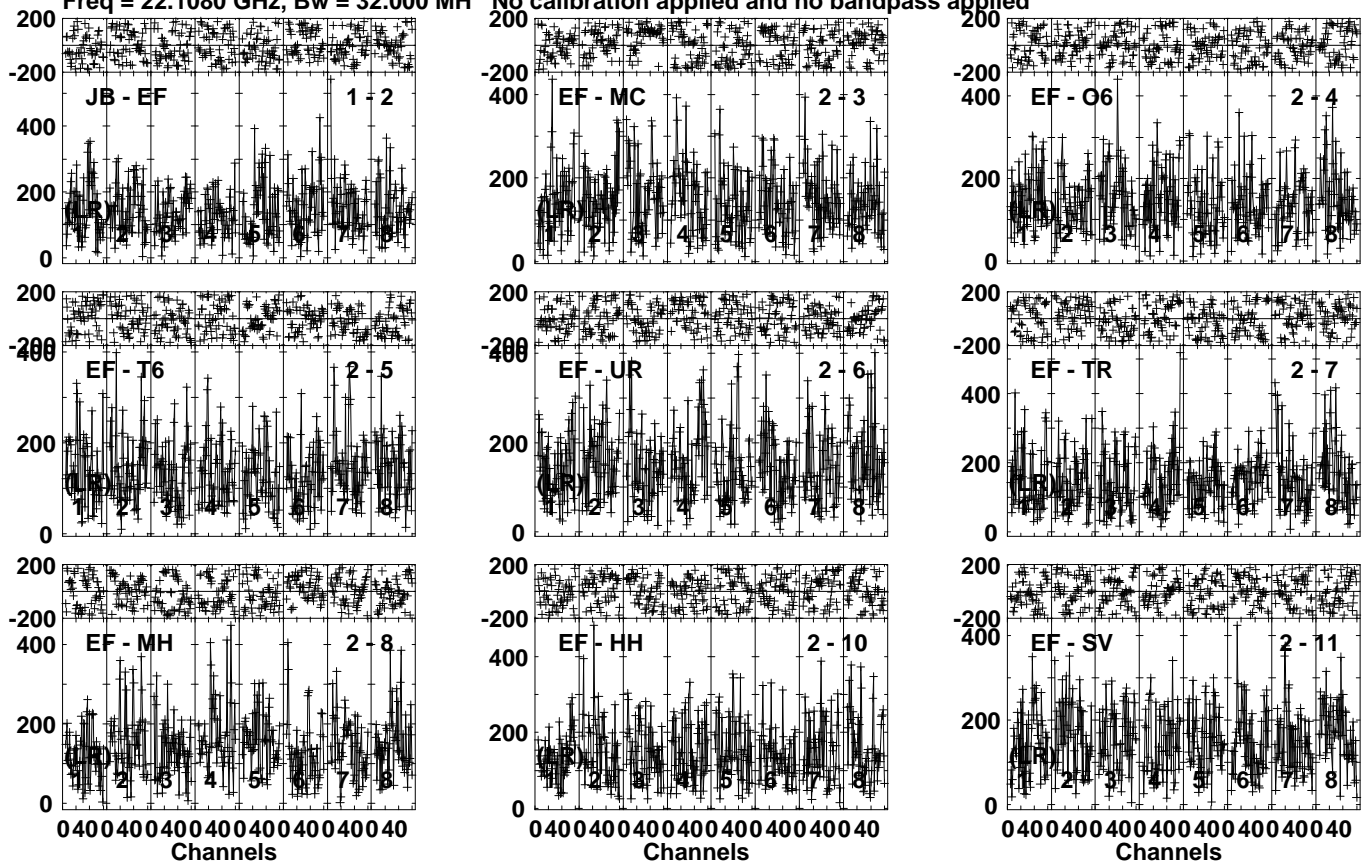
Lower frame: Micro Ampl Jy Top frame: Phas deg  
Vector averaged cross-power spectrum Several baselines displayed  
Timerange: 00/12:16:11 to 00/12:17:39

Plot file version 95 created 18-MAY-2021 12:29:22

J0243+0121 EY036B.UVDATA.1

Freq = 22.1080 GHz, Bw = 32.000 MH

No calibration applied and no bandpass applied



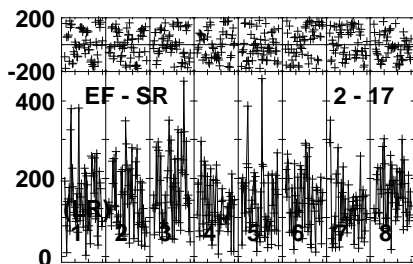
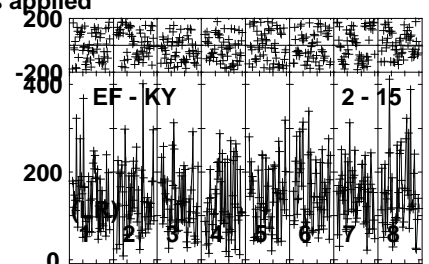
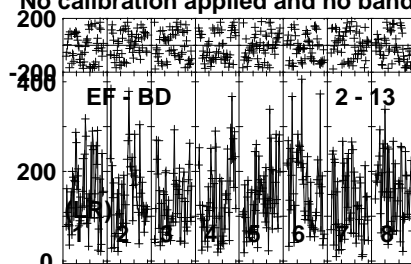
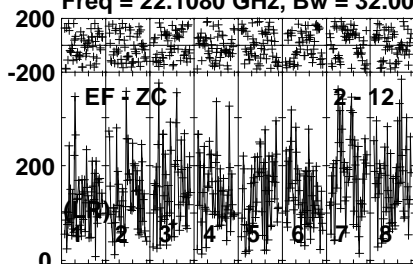
Lower frame: Micro Ampl Jy Top frame: Phas deg  
Vector averaged cross-power spectrum Several baselines displayed  
Timerange: 00/12:17:41 to 00/12:19:09

Plot file version 96 created 18-MAY-2021 12:29:23

J0243+0121 EY036B.UVDATA.1

Freq = 22.1080 GHz, Bw = 32.000 MH

No calibration applied and no bandpass applied



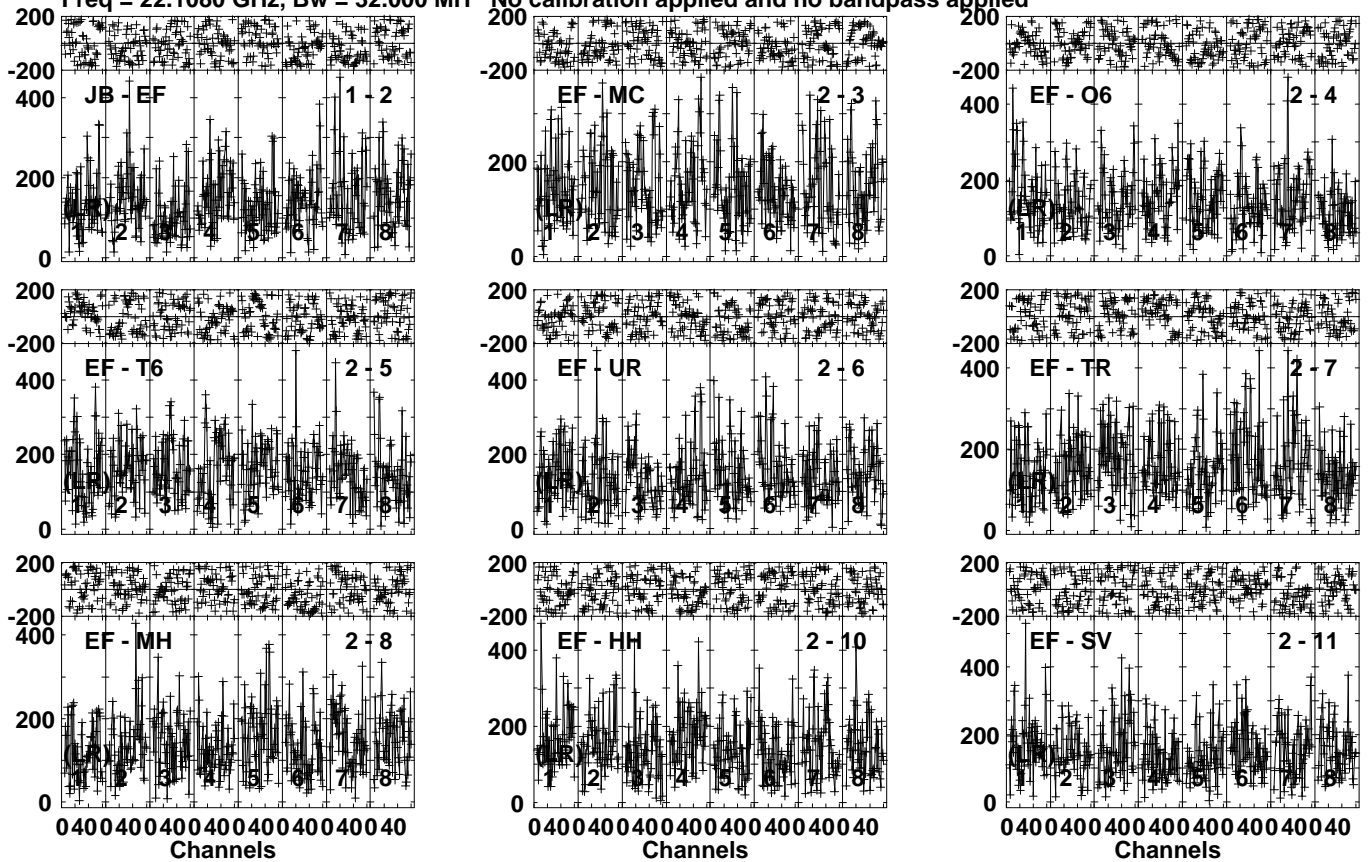
Lower frame: Micro Ampl Jy Top frame: Phas deg  
Vector averaged cross-power spectrum Several baselines displayed  
Timerange: 00/12:17:41 to 00/12:19:09

Plot file version 97 created 18-MAY-2021 12:29:23

NGC1068 EY036B.UVDATA.1

Freq = 22.1080 GHz, Bw = 32.000 MH

No calibration applied and no bandpass applied



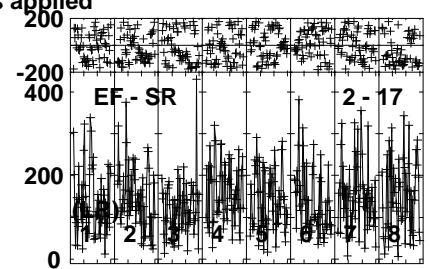
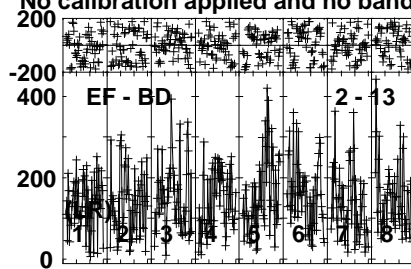
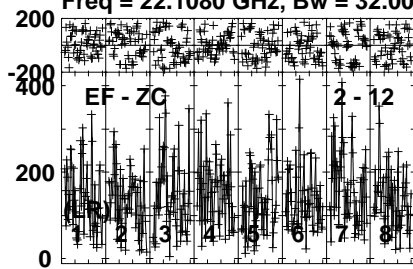
Lower frame: Micro Ampl Jy Top frame: Phas deg  
Vector averaged cross-power spectrum Several baselines displayed  
Timerange: 00/12:19:11 to 00/12:20:39

Plot file version 98 created 18-MAY-2021 12:29:23

NGC1068 EY036B.UVDATA.1

Freq = 22.1080 GHz, Bw = 32.000 MH

No calibration applied and no bandpass applied



Lower frame: Micro Ampl Jy Top frame: Phas deg

Vector averaged cross-power spectrum Several baselines displayed

Timerange: 00/12:19:11 to 00/12:20:39

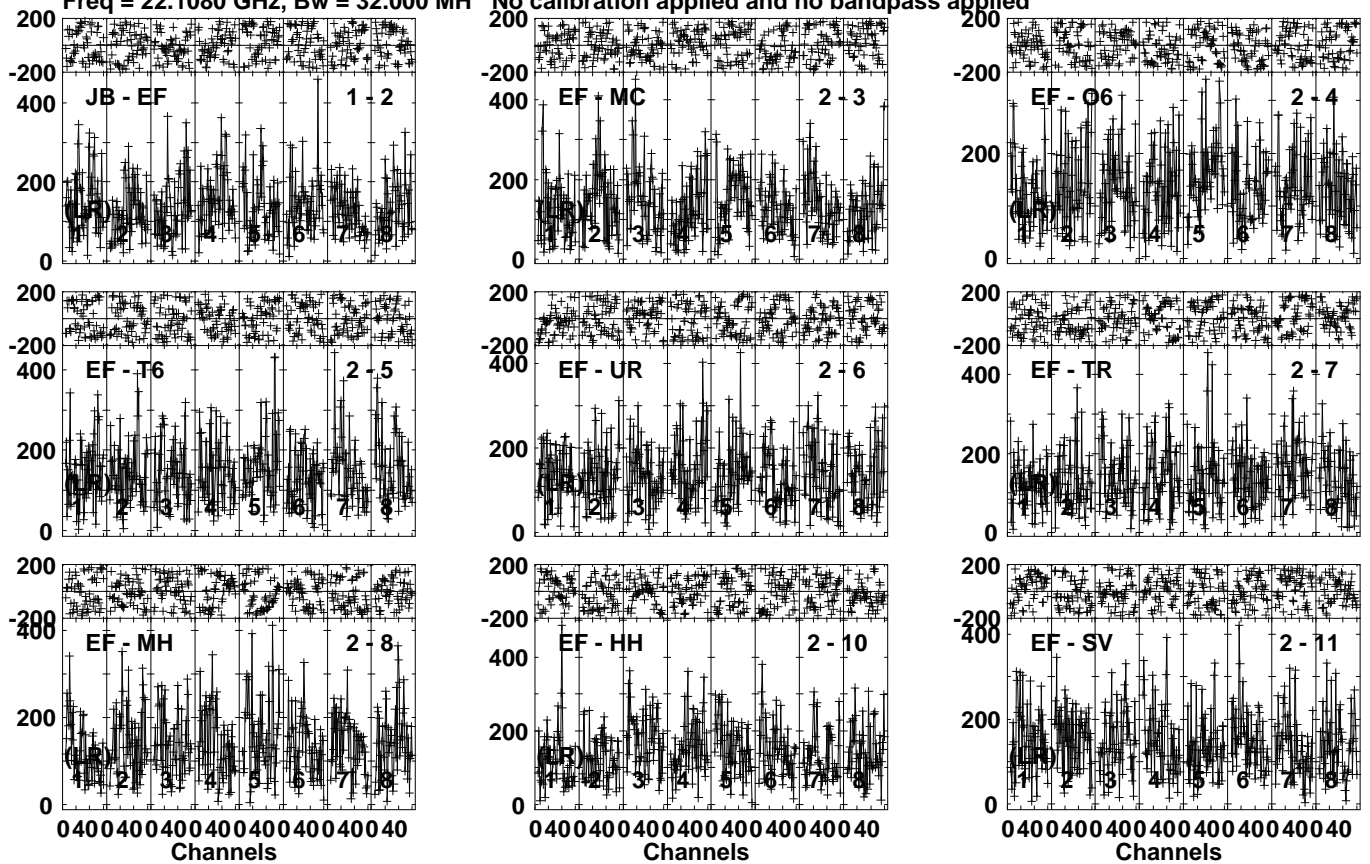


Plot file version 99 created 18-MAY-2021 12:29:23

J0243+0121 EY036B.UVDATA.1

Freq = 22.1080 GHz, Bw = 32.000 MH

No calibration applied and no bandpass applied



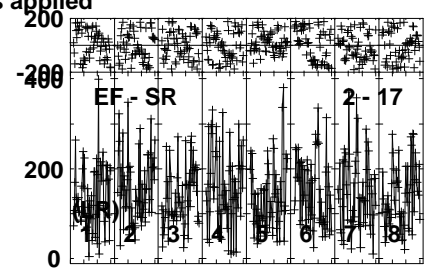
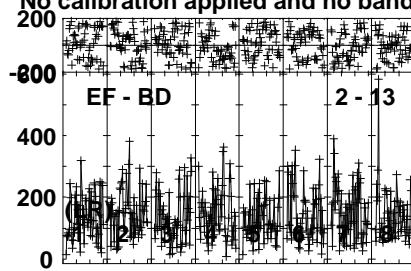
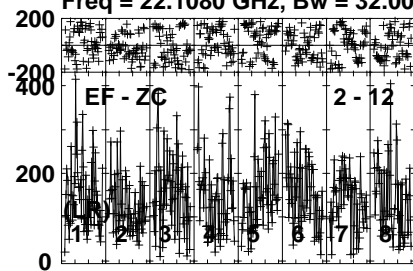
Lower frame: Micro Ampl Jy Top frame: Phas deg  
Vector averaged cross-power spectrum Several baselines displayed  
Timerange: 00/12:21:21 to 00/12:22:19

Plot file version 100 created 18-MAY-2021 12:29:23

J0243+0121 EY036B.UVDATA.1

Freq = 22.1080 GHz, Bw = 32.000 MH

No calibration applied and no bandpass applied



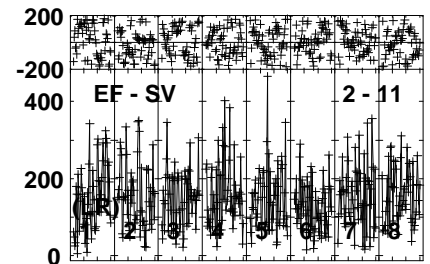
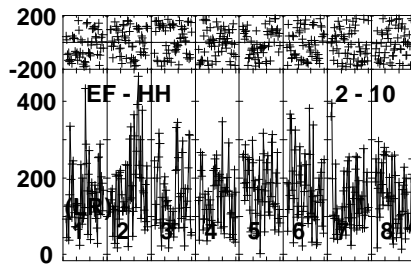
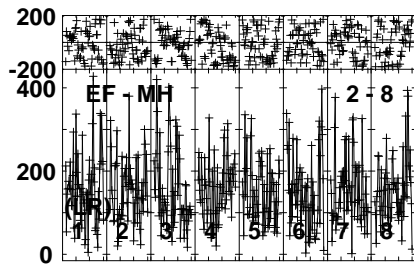
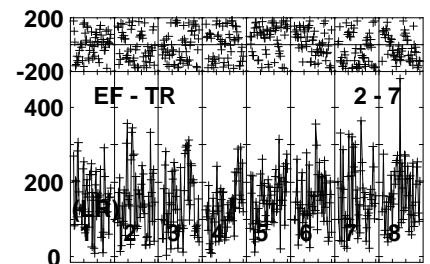
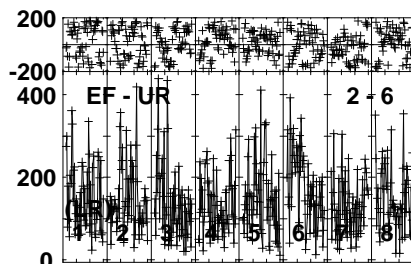
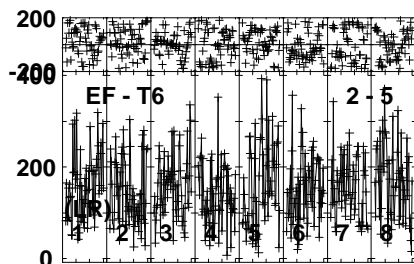
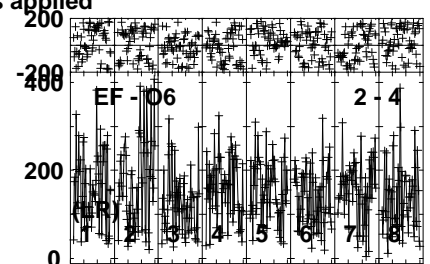
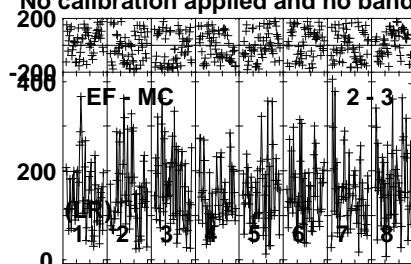
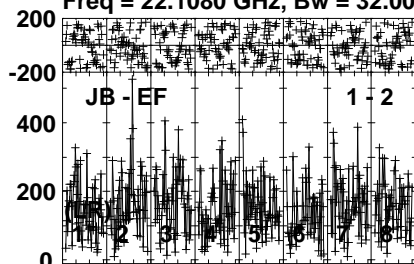
Lower frame: Micro Ampl Jy Top frame: Phas deg  
Vector averaged cross-power spectrum Several baselines displayed  
Timerange: 00/12:21:21 to 00/12:22:19

Plot file version 101 created 18-MAY-2021 12:29:23

NGC1068 EY036B.UVDATA.1

Freq = 22.1080 GHz, Bw = 32.000 MH

No calibration applied and no bandpass applied



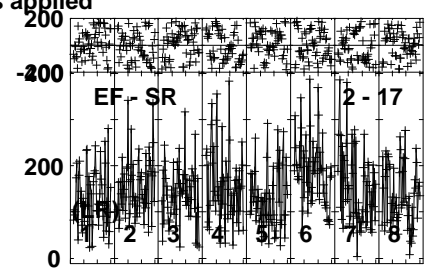
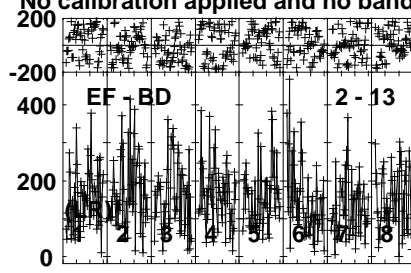
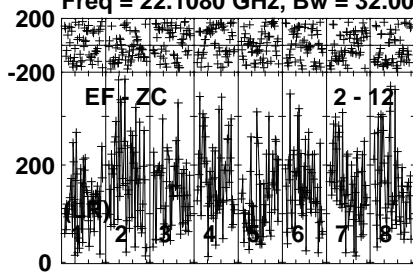
Lower frame: Micro Ampl Jy Top frame: Phas deg  
Vector averaged cross-power spectrum Several baselines displayed  
Timerange: 00/12:22:21 to 00/12:23:49

Plot file version 102 created 18-MAY-2021 12:29:24

NGC1068 EY036B.UVDATA.1

Freq = 22.1080 GHz, Bw = 32.000 MH

No calibration applied and no bandpass applied



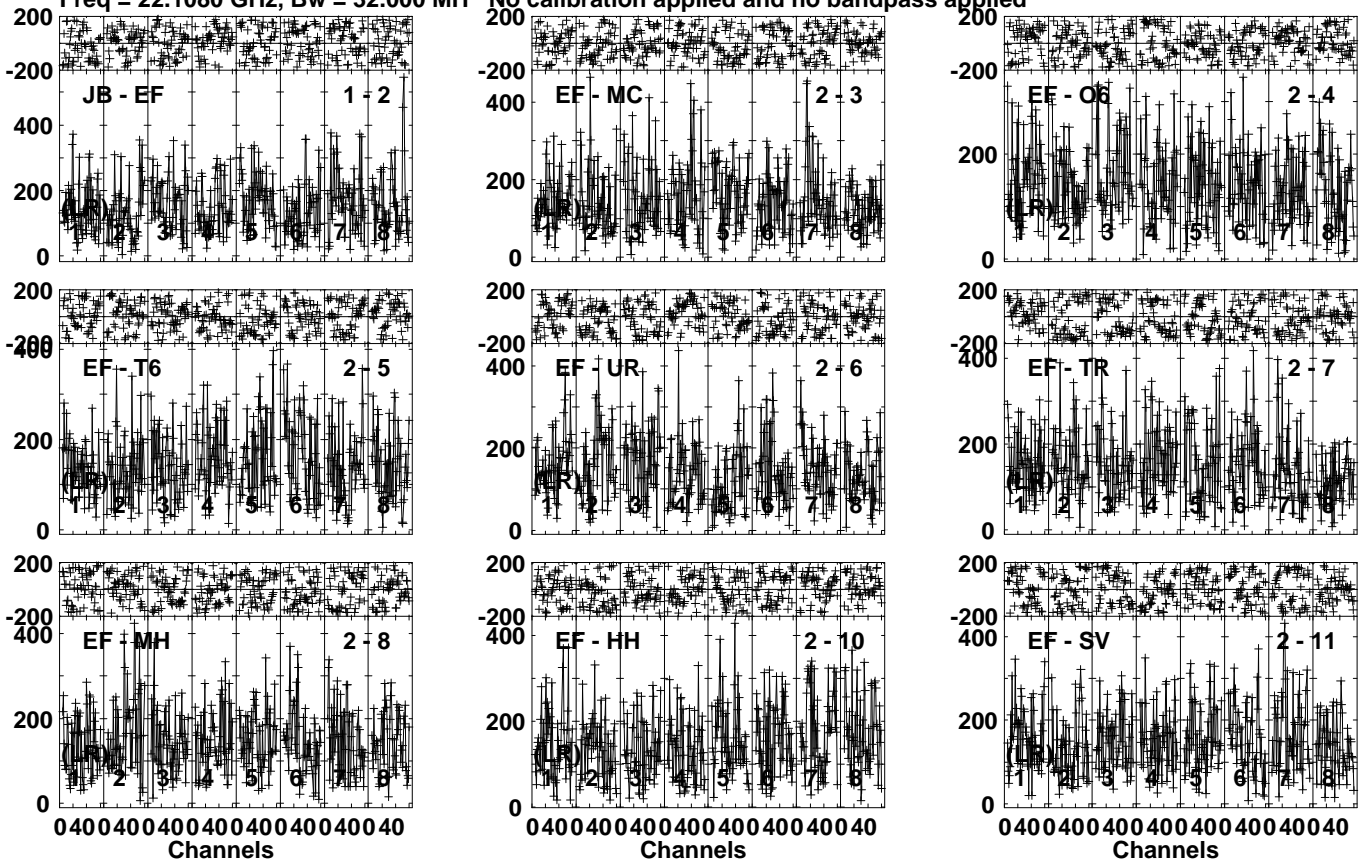
Lower frame: Micro Ampl Jy Top frame: Phas deg  
Vector averaged cross-power spectrum Several baselines displayed  
Timerange: 00/12:22:21 to 00/12:23:49

Plot file version 103 created 18-MAY-2021 12:29:24

J0243+0121 EY036B.UVDATA.1

Freq = 22.1080 GHz, Bw = 32.000 MH

No calibration applied and no bandpass applied



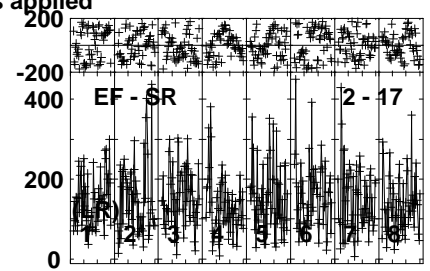
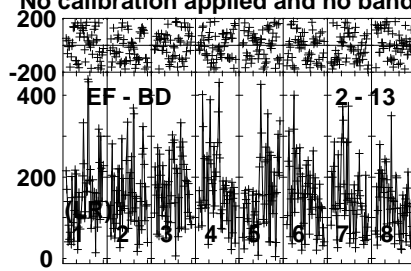
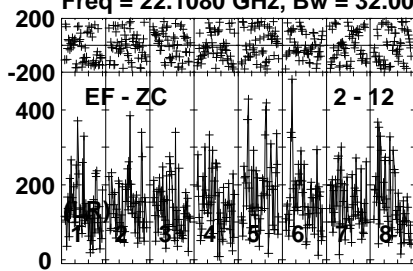
Lower frame: Micro Ampl Jy Top frame: Phas deg  
Vector averaged cross-power spectrum Several baselines displayed  
Timerange: 00/12:23:51 to 00/12:25:19

Plot file version 104 created 18-MAY-2021 12:29:24

J0243+0121 EY036B.UVDATA.1

Freq = 22.1080 GHz, Bw = 32.000 MH

No calibration applied and no bandpass applied



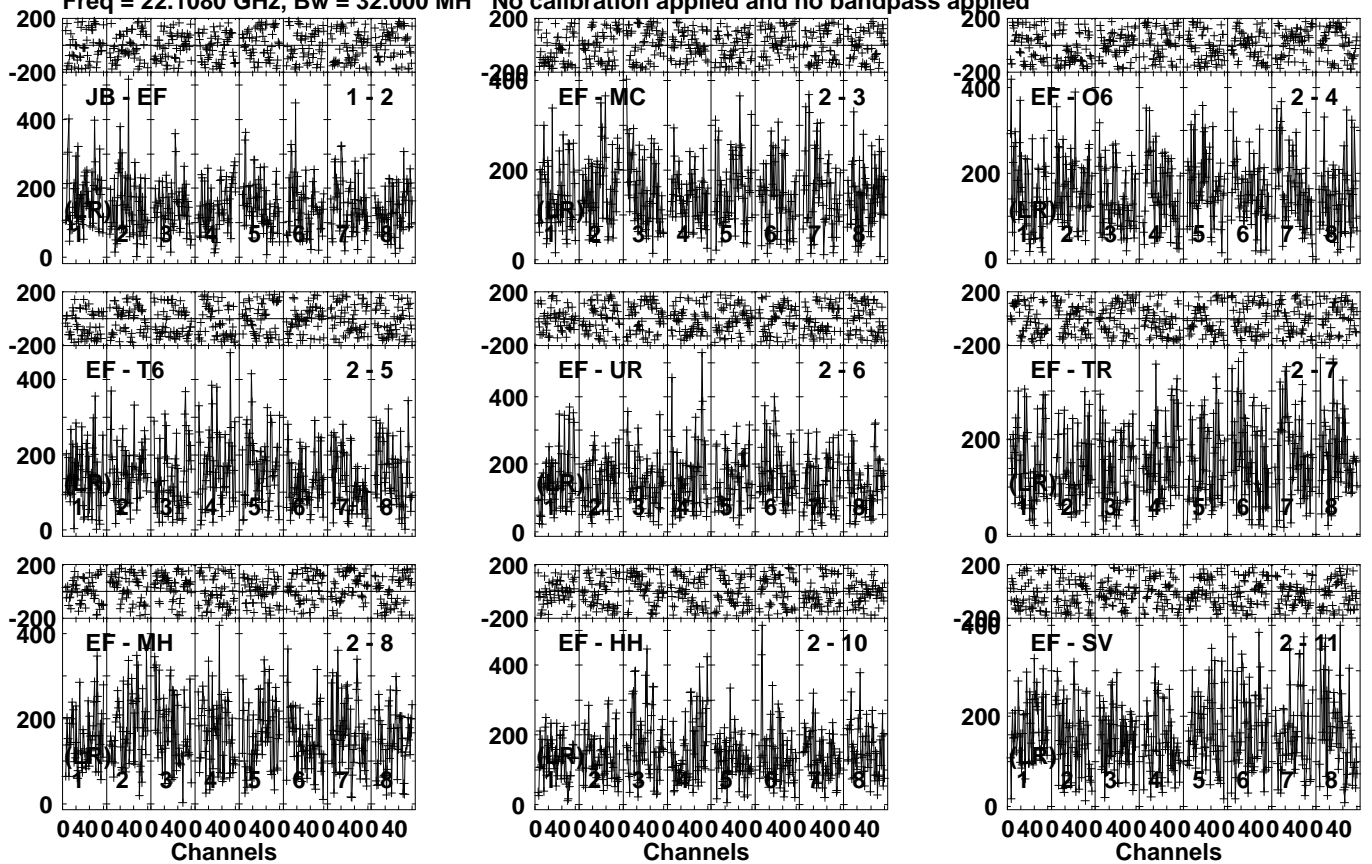
Lower frame: Micro Ampl Jy Top frame: Phas deg  
Vector averaged cross-power spectrum Several baselines displayed  
Timerange: 00/12:23:51 to 00/12:25:19

Plot file version 105 created 18-MAY-2021 12:29:24

NGC1068 EY036B.UVDATA.1

Freq = 22.1080 GHz, Bw = 32.000 MH

No calibration applied and no bandpass applied



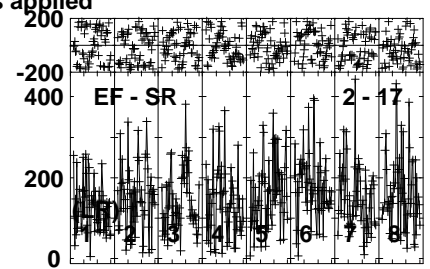
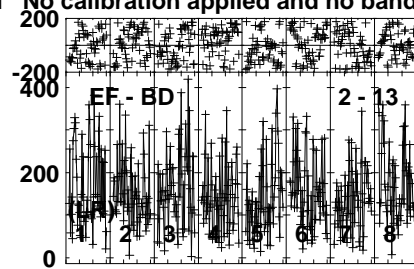
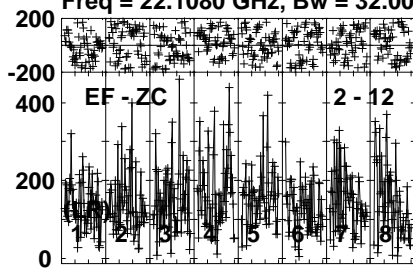
Lower frame: Micro Ampl Jy Top frame: Phas deg  
Vector averaged cross-power spectrum Several baselines displayed  
Timerange: 00/12:25:21 to 00/12:26:49

Plot file version 106 created 18-MAY-2021 12:29:25

NGC1068 EY036B.UVDATA.1

Freq = 22.1080 GHz, Bw = 32.000 MH

No calibration applied and no bandpass applied



Lower frame: Micro Ampl Jy Top frame: Phas deg  
Vector averaged cross-power spectrum Several baselines displayed  
Timerange: 00/12:25:21 to 00/12:26:49

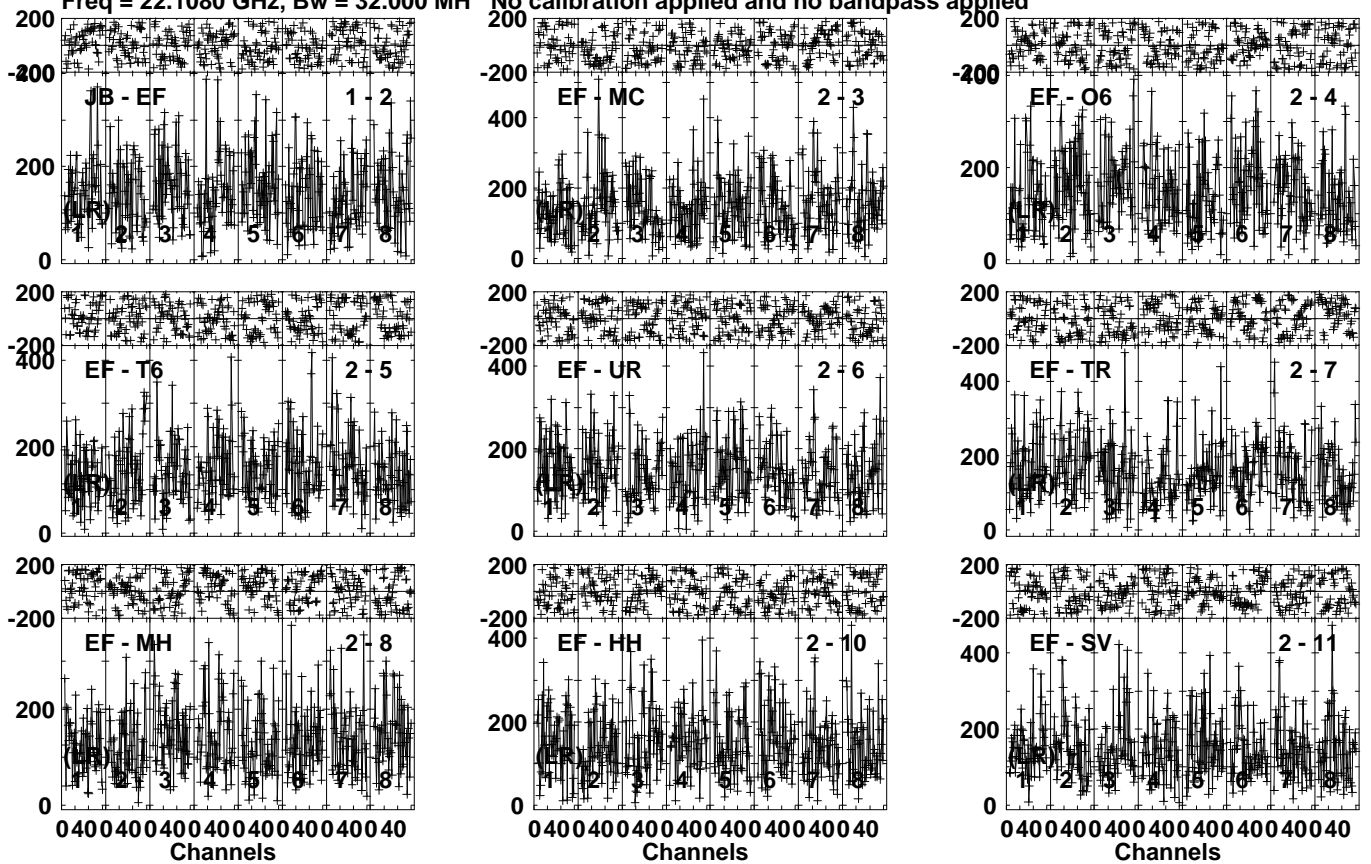


Plot file version 107 created 18-MAY-2021 12:29:25

J0243+0121 EY036B.UVDATA.1

Freq = 22.1080 GHz, Bw = 32.000 MH

No calibration applied and no bandpass applied



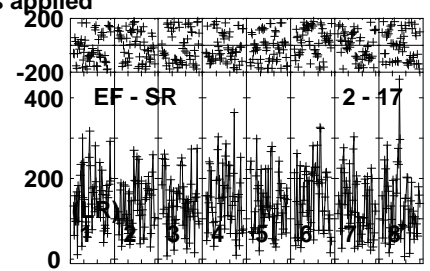
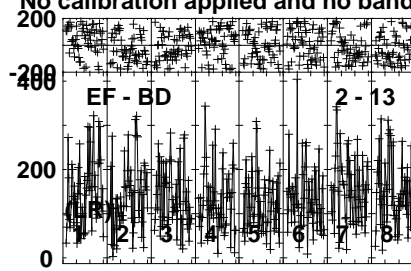
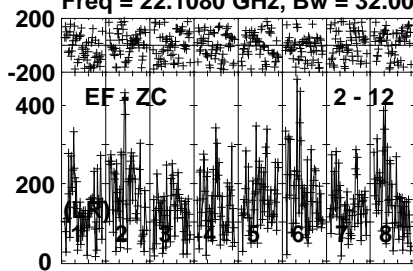
Lower frame: Micro Ampl Jy Top frame: Phas deg  
Vector averaged cross-power spectrum Several baselines displayed  
Timerange: 00/12:26:51 to 00/12:28:19

Plot file version 108 created 18-MAY-2021 12:29:25

J0243+0121 EY036B.UVDATA.1

Freq = 22.1080 GHz, Bw = 32.000 MH

No calibration applied and no bandpass applied



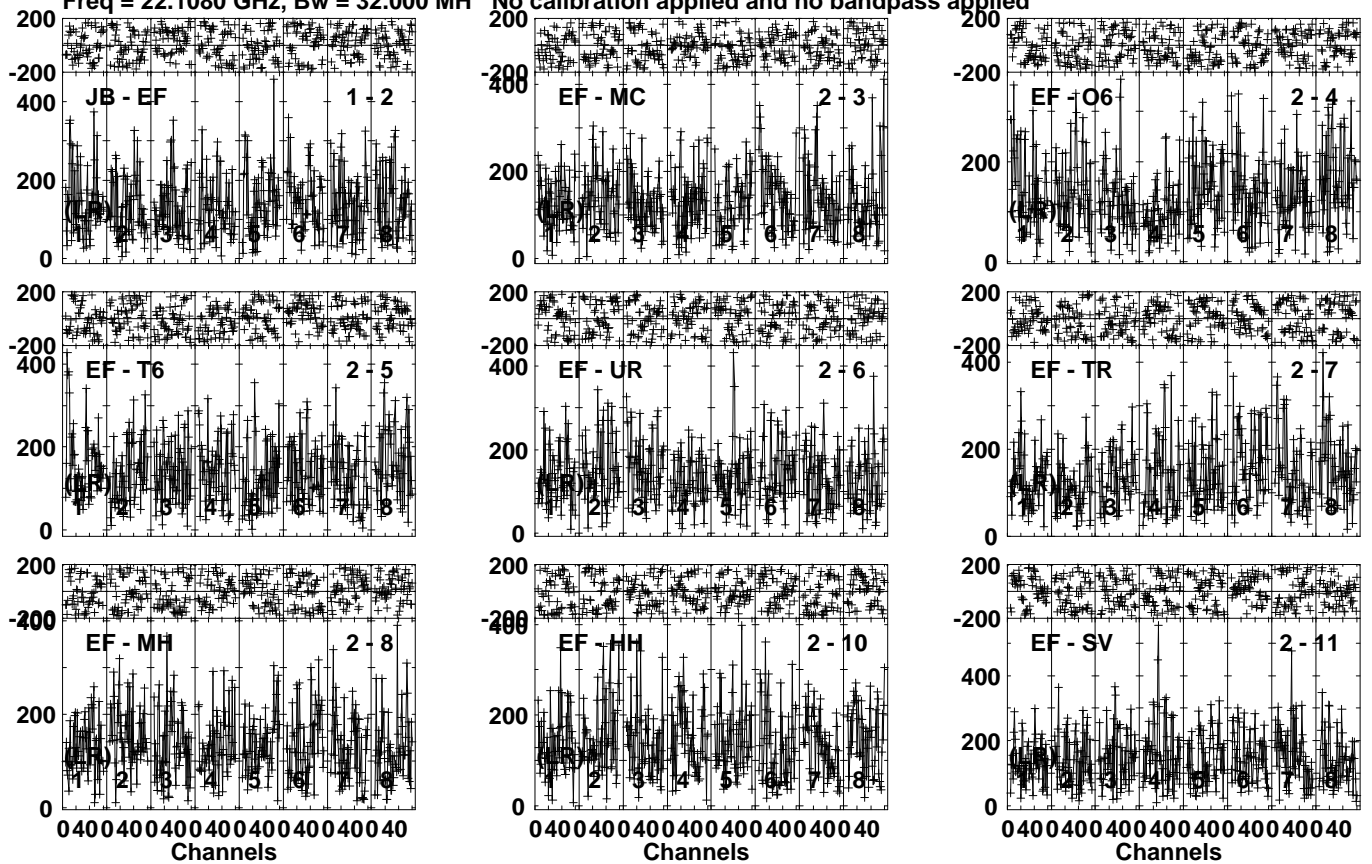
Lower frame: Micro Ampl Jy Top frame: Phas deg  
Vector averaged cross-power spectrum Several baselines displayed  
Timerange: 00/12:26:51 to 00/12:28:19

Plot file version 109 created 18-MAY-2021 12:29:25

J0243+0121 EY036B.UVDATA.1

Freq = 22.1080 GHz, Bw = 32.000 MH

No calibration applied and no bandpass applied



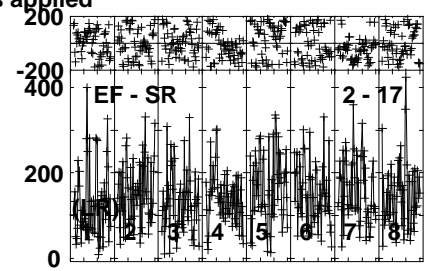
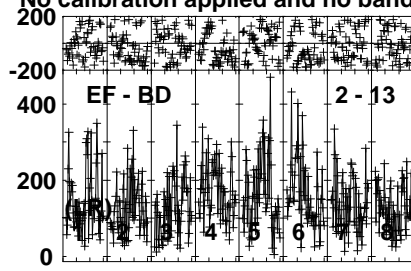
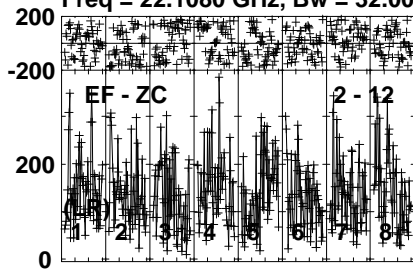
Lower frame: Micro Ampl Jy Top frame: Phas deg  
Vector averaged cross-power spectrum Several baselines displayed  
Timerange: 00/12:30:31 to 00/12:31:29

Plot file version 110 created 18-MAY-2021 12:29:25

J0243+0121 EY036B.UVDATA.1

Freq = 22.1080 GHz, Bw = 32.000 MH

No calibration applied and no bandpass applied



Lower frame: Micro Ampl Jy Top frame: Phas deg

Vector averaged cross-power spectrum Several baselines displayed

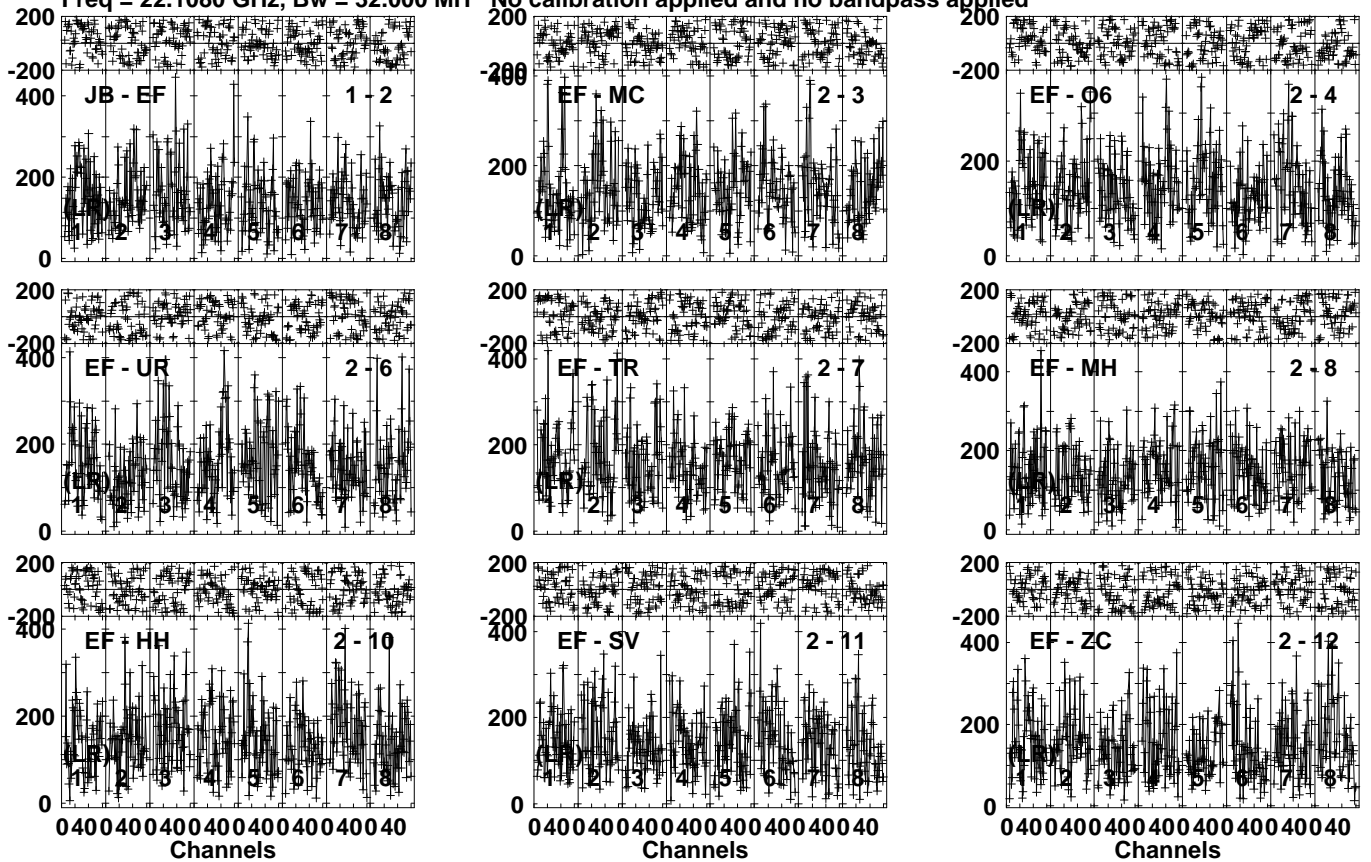
Timerange: 00/12:30:31 to 00/12:31:29

Plot file version 111 created 18-MAY-2021 12:29:26

NGC1068 EY036B.UVDATA.1

Freq = 22.1080 GHz, Bw = 32.000 MH

No calibration applied and no bandpass applied



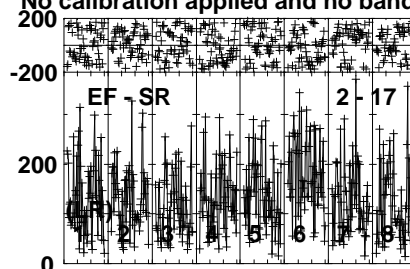
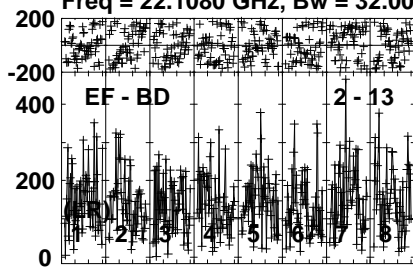
Lower frame: Micro Ampl Jy Top frame: Phas deg  
Vector averaged cross-power spectrum Several baselines displayed  
Timerange: 00/12:31:31 to 00/12:32:59

Plot file version 112 created 18-MAY-2021 12:29:26

NGC1068 EY036B.UVDATA.1

Freq = 22.1080 GHz, Bw = 32.000 MH

No calibration applied and no bandpass applied



Lower frame: Micro Ampl Jy Top frame: Phas deg

Vector averaged cross-power spectrum Several baselines displayed

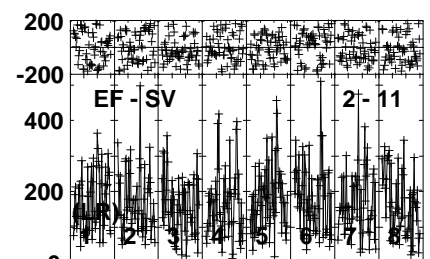
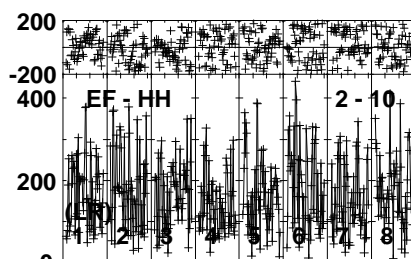
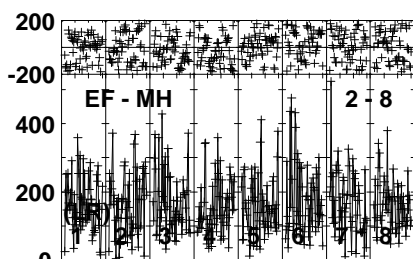
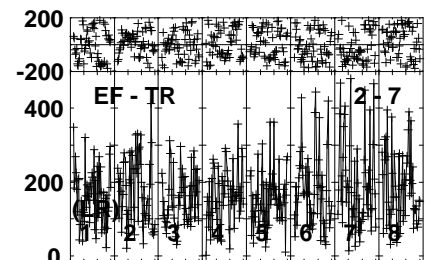
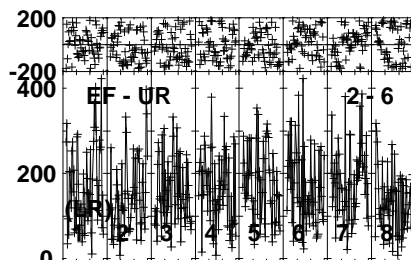
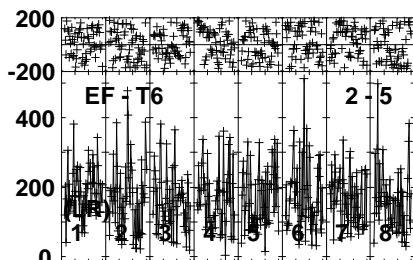
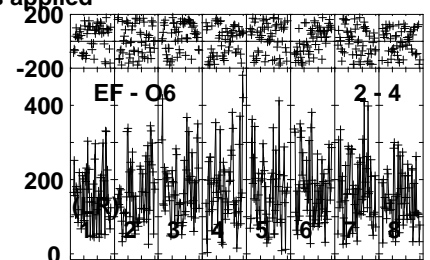
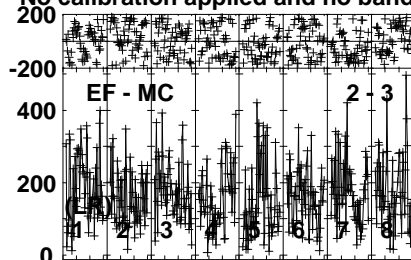
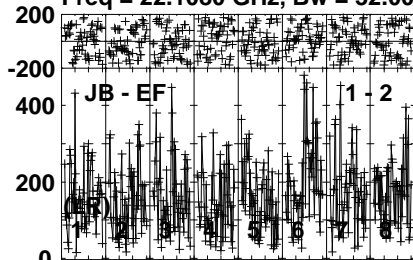
Timerange: 00/12:31:31 to 00/12:32:59

Plot file version 113 created 18-MAY-2021 12:29:26

J0243+0121 EY036B.UVDATA.1

Freq = 22.1080 GHz, Bw = 32.000 MH

No calibration applied and no bandpass applied



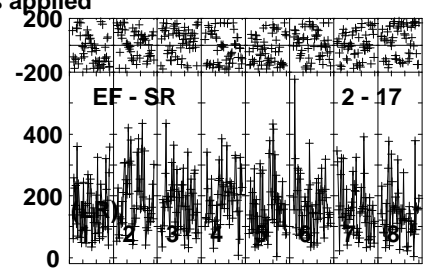
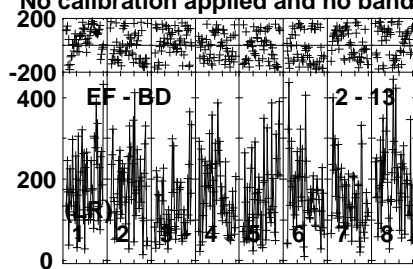
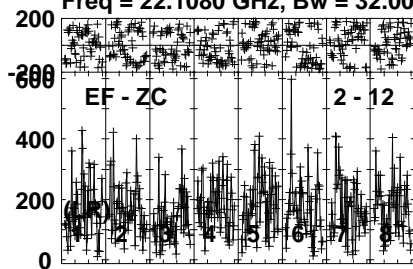
Lower frame: Micro Ampl Jy Top frame: Phas deg  
Vector averaged cross-power spectrum Several baselines displayed  
Timerange: 00/12:33:01 to 00/12:34:29

Plot file version 114 created 18-MAY-2021 12:29:26

J0243+0121 EY036B.UVDATA.1

Freq = 22.1080 GHz, Bw = 32.000 MH

No calibration applied and no bandpass applied



Lower frame: Micro Ampl Jy Top frame: Phas deg  
Vector averaged cross-power spectrum Several baselines displayed  
Timerange: 00/12:33:01 to 00/12:34:29

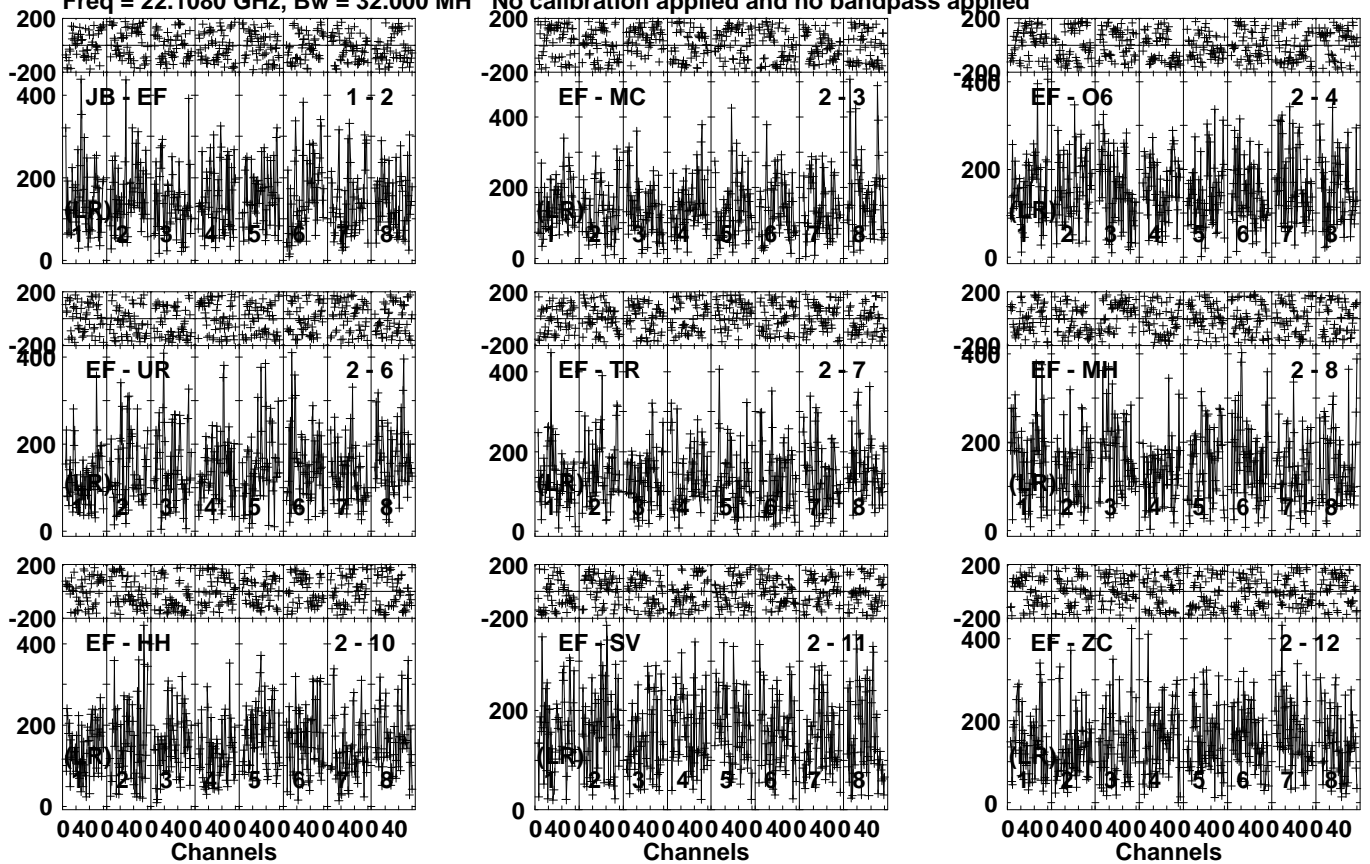


Plot file version 115 created 18-MAY-2021 12:29:26

NGC1068 EY036B.UVDATA.1

Freq = 22.1080 GHz, Bw = 32.000 MH

No calibration applied and no bandpass applied



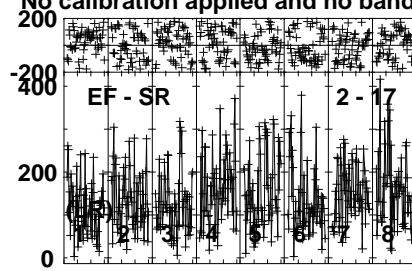
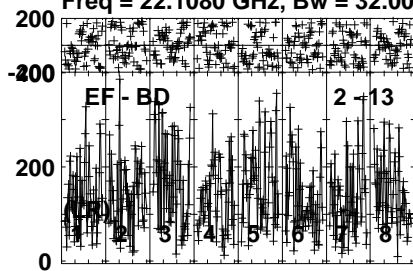
Lower frame: Micro Ampl Jy Top frame: Phas deg  
Vector averaged cross-power spectrum Several baselines displayed  
Timerange: 00/12:34:31 to 00/12:35:59

Plot file version 116 created 18-MAY-2021 12:29:26

NGC1068 EY036B.UVDATA.1

Freq = 22.1080 GHz, Bw = 32.000 MH

No calibration applied and no bandpass applied



Lower frame: Micro Ampl Jy Top frame: Phas deg

Vector averaged cross-power spectrum Several baselines displayed

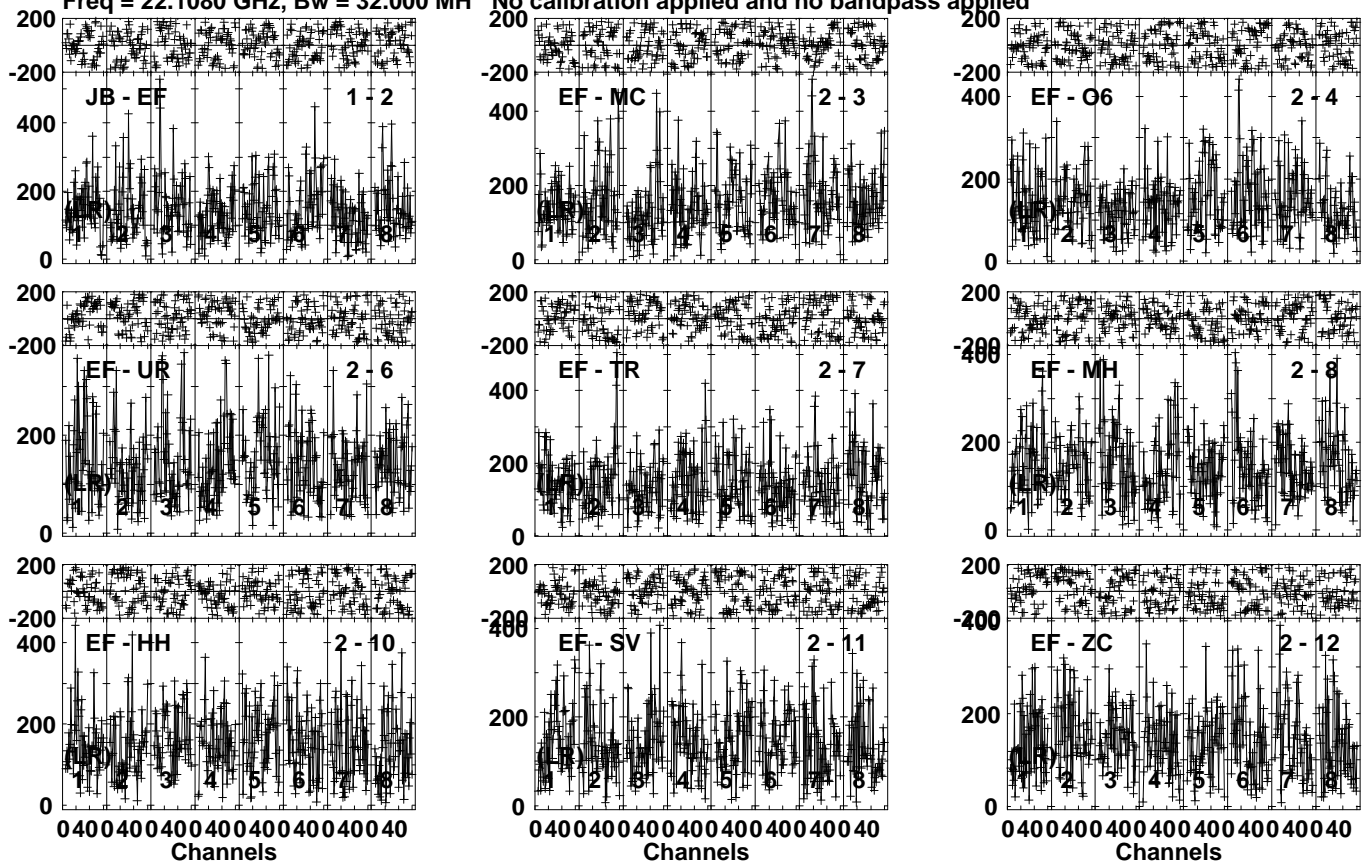
Timerange: 00/12:34:31 to 00/12:35:59

Plot file version 117 created 18-MAY-2021 12:29:27

J0243+0121 EY036B.UVDATA.1

Freq = 22.1080 GHz, Bw = 32.000 MH

No calibration applied and no bandpass applied



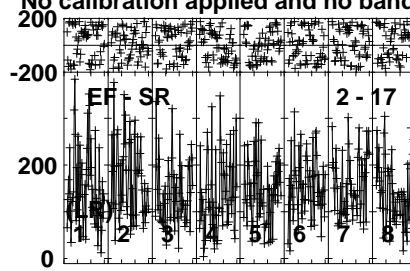
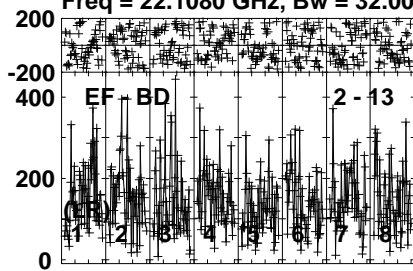
Lower frame: Micro Ampl Jy Top frame: Phas deg  
Vector averaged cross-power spectrum Several baselines displayed  
Timerange: 00/12:36:01 to 00/12:37:29

Plot file version 118 created 18-MAY-2021 12:29:27

J0243+0121 EY036B.UVDATA.1

Freq = 22.1080 GHz, Bw = 32.000 MH

No calibration applied and no bandpass applied



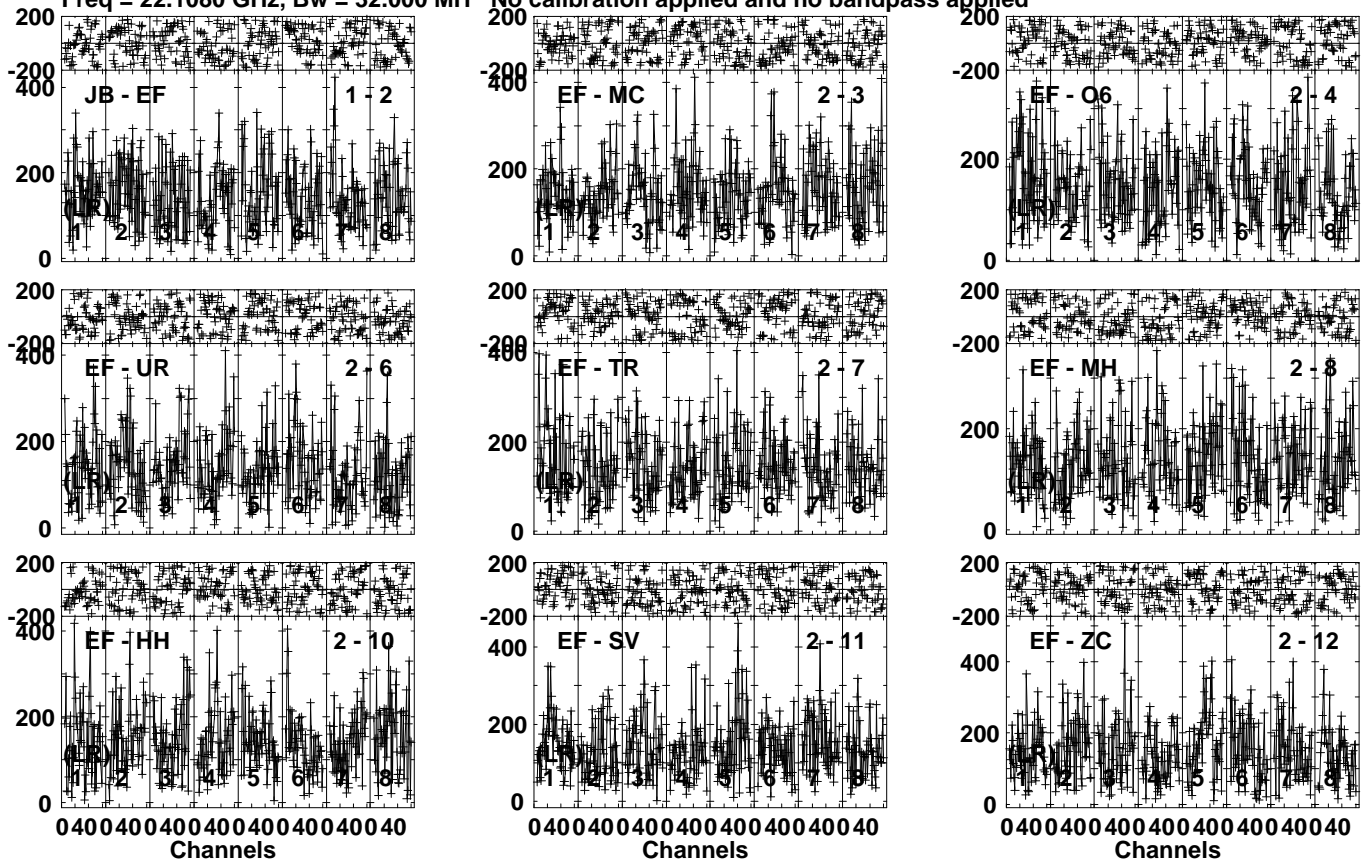
Lower frame: Micro Ampl Jy Top frame: Phas deg  
Vector averaged cross-power spectrum Several baselines displayed  
Timerange: 00/12:36:01 to 00/12:37:29

Plot file version 119 created 18-MAY-2021 12:29:27

NGC1068 EY036B.UVDATA.1

Freq = 22.1080 GHz, Bw = 32.000 MH

No calibration applied and no bandpass applied



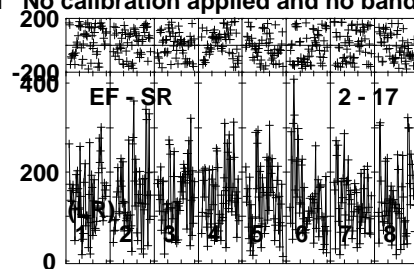
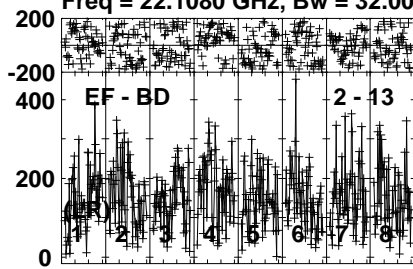
Lower frame: Micro Ampl Jy Top frame: Phas deg  
Vector averaged cross-power spectrum Several baselines displayed  
Timerange: 00/12:37:31 to 00/12:38:59

Plot file version 120 created 18-MAY-2021 12:29:27

NGC1068 EY036B.UVDATA.1

Freq = 22.1080 GHz, Bw = 32.000 MH

No calibration applied and no bandpass applied



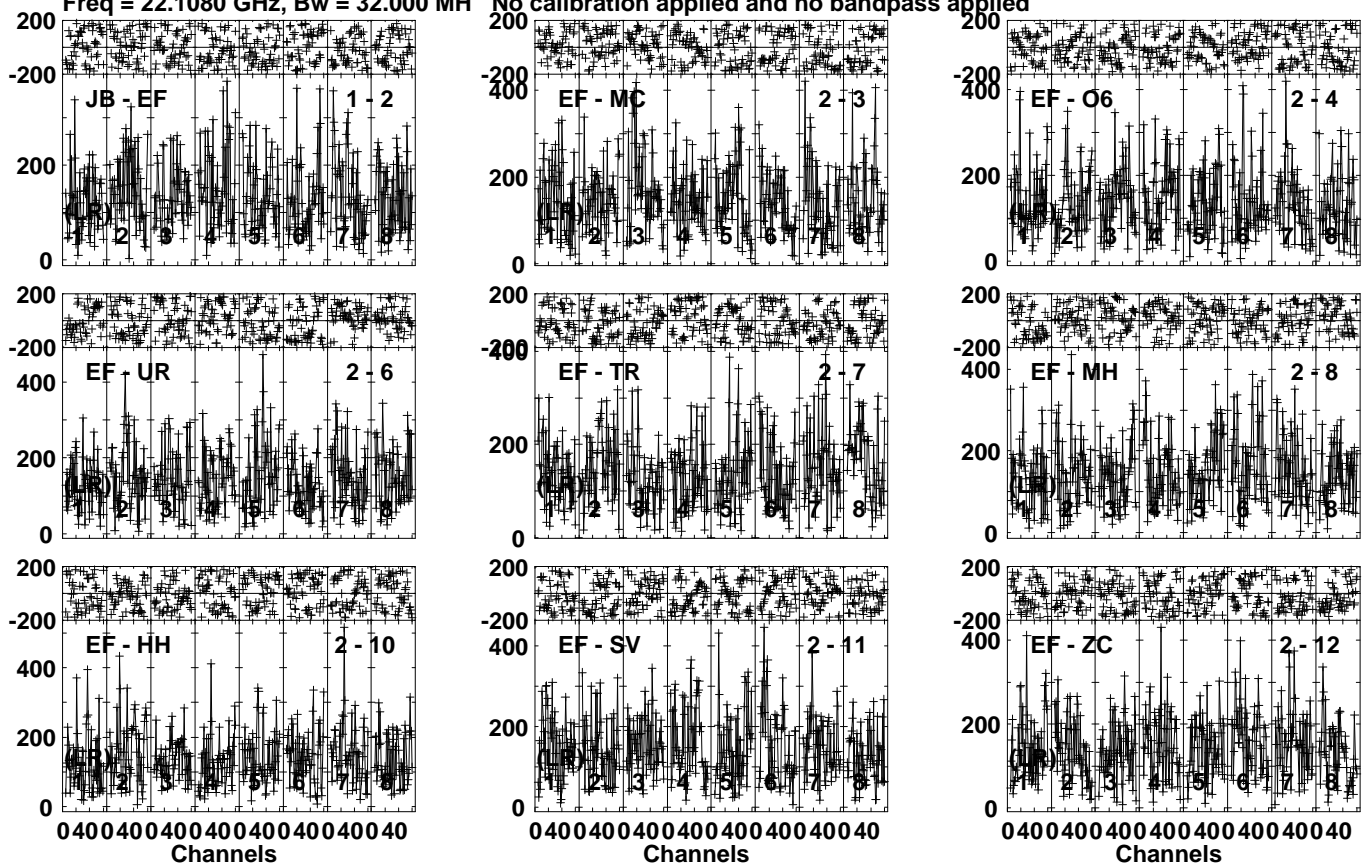
Lower frame: Micro Ampl Jy Top frame: Phas deg  
Vector averaged cross-power spectrum Several baselines displayed  
Timerange: 00/12:37:31 to 00/12:38:59

Plot file version 121 created 18-MAY-2021 12:29:27

J0243+0121 EY036B.UVDATA.1

Freq = 22.1080 GHz, Bw = 32.000 MH

No calibration applied and no bandpass applied



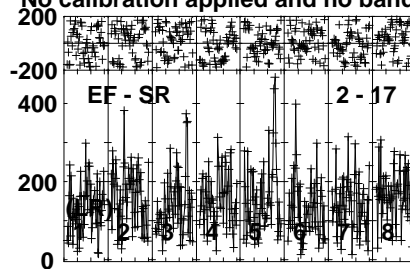
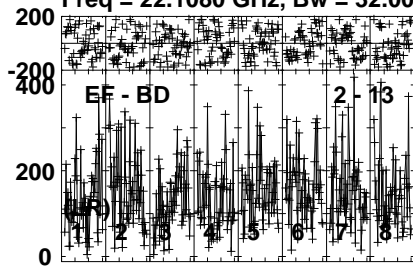
Lower frame: Micro Ampl Jy Top frame: Phas deg  
Vector averaged cross-power spectrum Several baselines displayed  
Timerange: 00/12:39:41 to 00/12:40:39

Plot file version 122 created 18-MAY-2021 12:29:27

J0243+0121 EY036B.UVDATA.1

Freq = 22.1080 GHz, Bw = 32.000 MH

No calibration applied and no bandpass applied



Lower frame: Micro Ampl Jy Top frame: Phas deg  
Vector averaged cross-power spectrum Several baselines displayed  
Timerange: 00/12:39:41 to 00/12:40:39

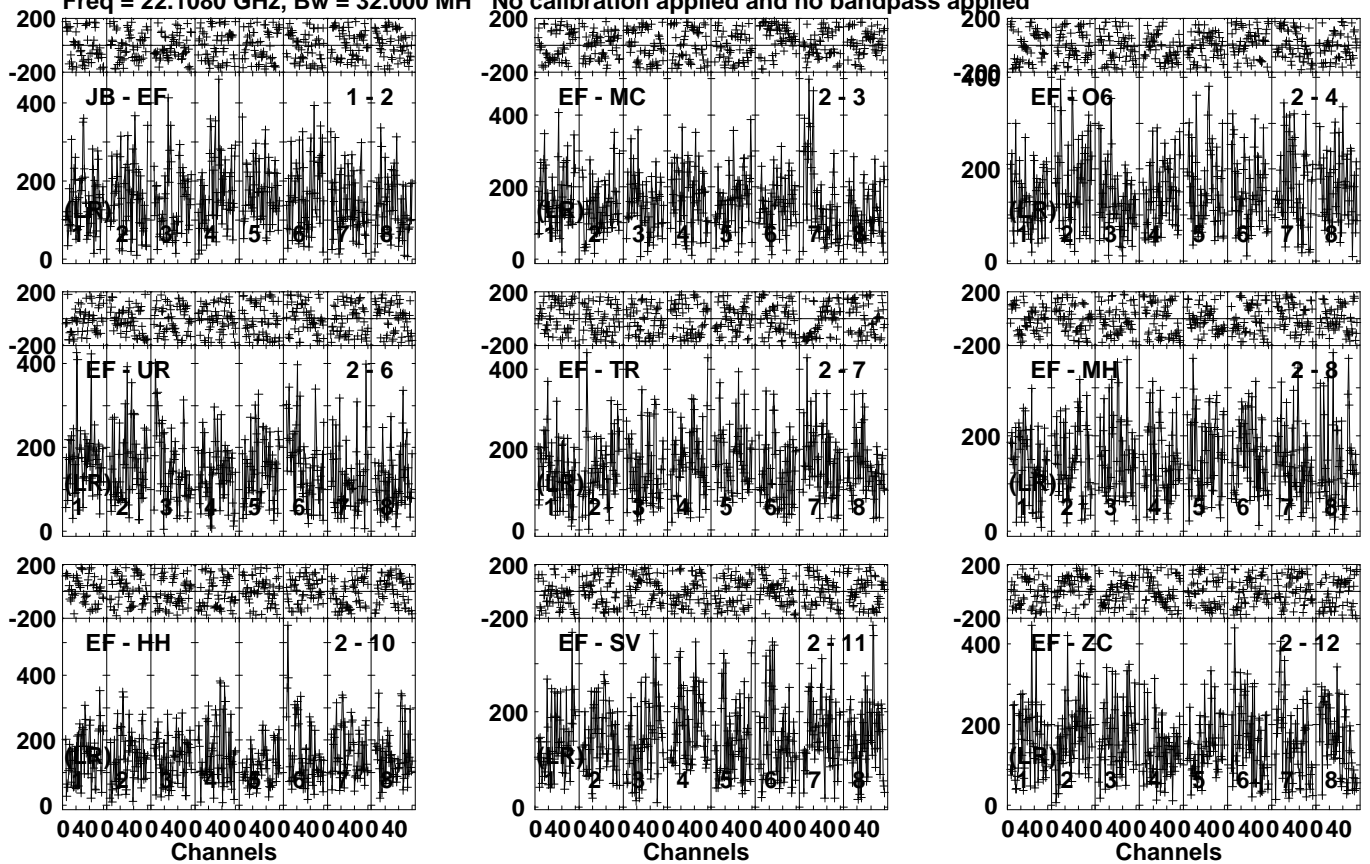


Plot file version 123 created 18-MAY-2021 12:29:27

NGC1068 EY036B.UVDATA.1

Freq = 22.1080 GHz, Bw = 32.000 MH

No calibration applied and no bandpass applied



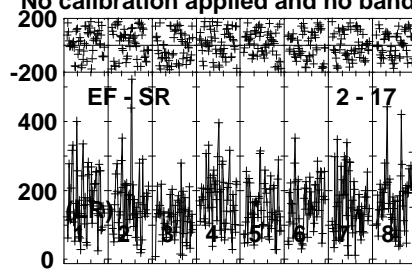
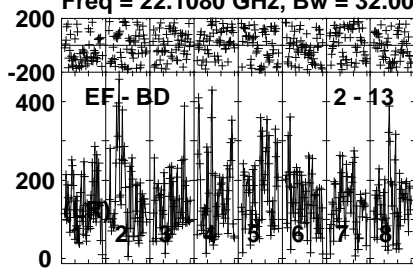
Lower frame: Micro Ampl Jy Top frame: Phas deg  
Vector averaged cross-power spectrum Several baselines displayed  
Timerange: 00/12:40:41 to 00/12:42:09

Plot file version 124 created 18-MAY-2021 12:29:28

NGC1068 EY036B.UVDATA.1

Freq = 22.1080 GHz, Bw = 32.000 MH

No calibration applied and no bandpass applied



Lower frame: Micro Ampl Jy Top frame: Phas deg

Vector averaged cross-power spectrum Several baselines displayed

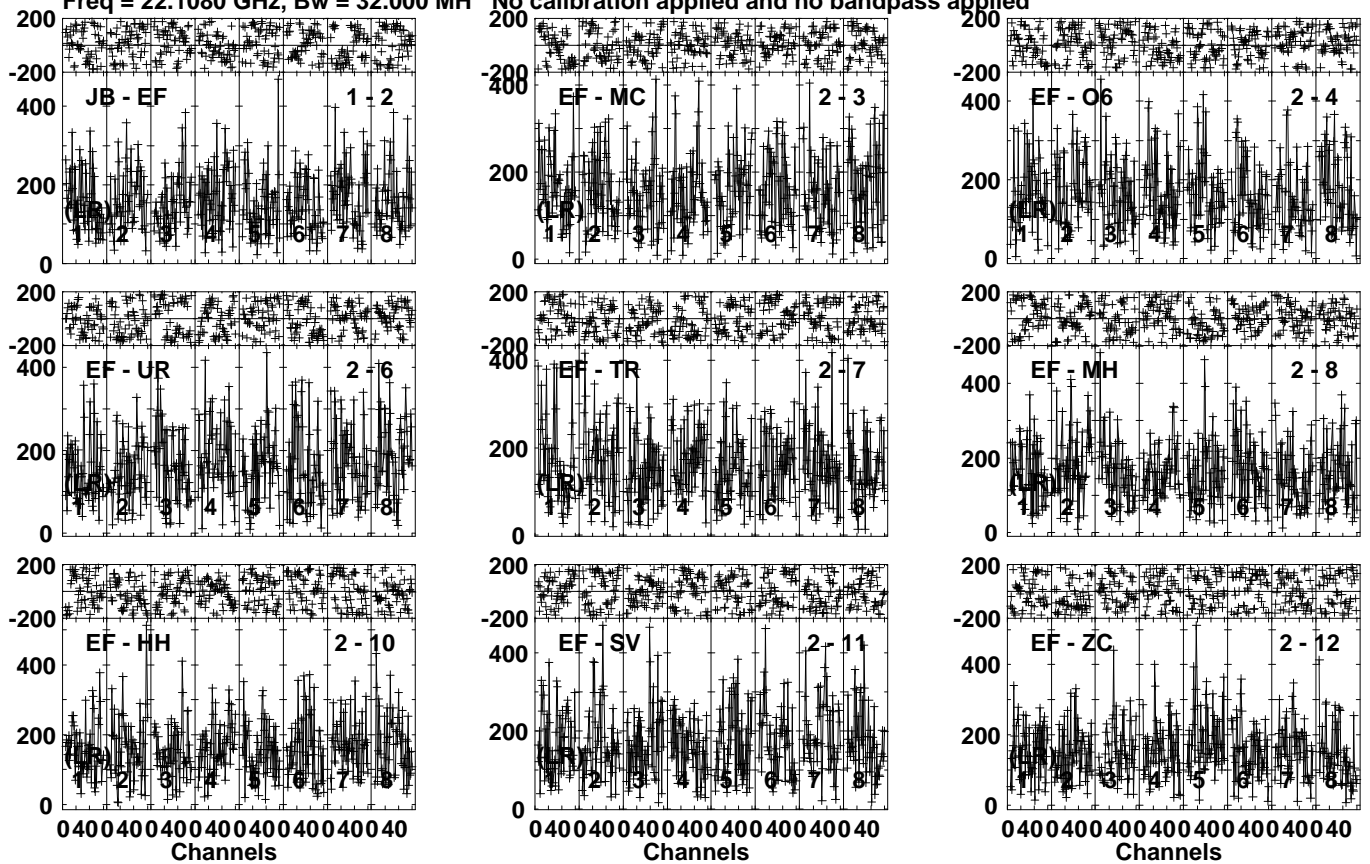
Timerange: 00/12:40:41 to 00/12:42:09

Plot file version 125 created 18-MAY-2021 12:29:28

J0243+0121 EY036B.UVDATA.1

Freq = 22.1080 GHz, Bw = 32.000 MH

No calibration applied and no bandpass applied



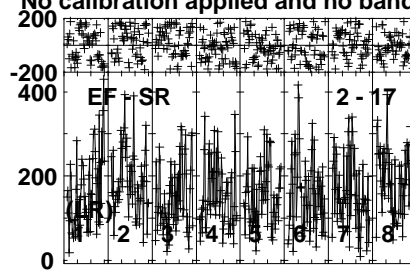
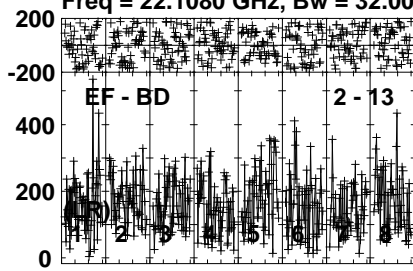
Lower frame: Micro Ampl Jy Top frame: Phas deg  
Vector averaged cross-power spectrum Several baselines displayed  
Timerange: 00/12:42:11 to 00/12:43:39

Plot file version 126 created 18-MAY-2021 12:29:28

J0243+0121 EY036B.UVDATA.1

Freq = 22.1080 GHz, Bw = 32.000 MH

No calibration applied and no bandpass applied



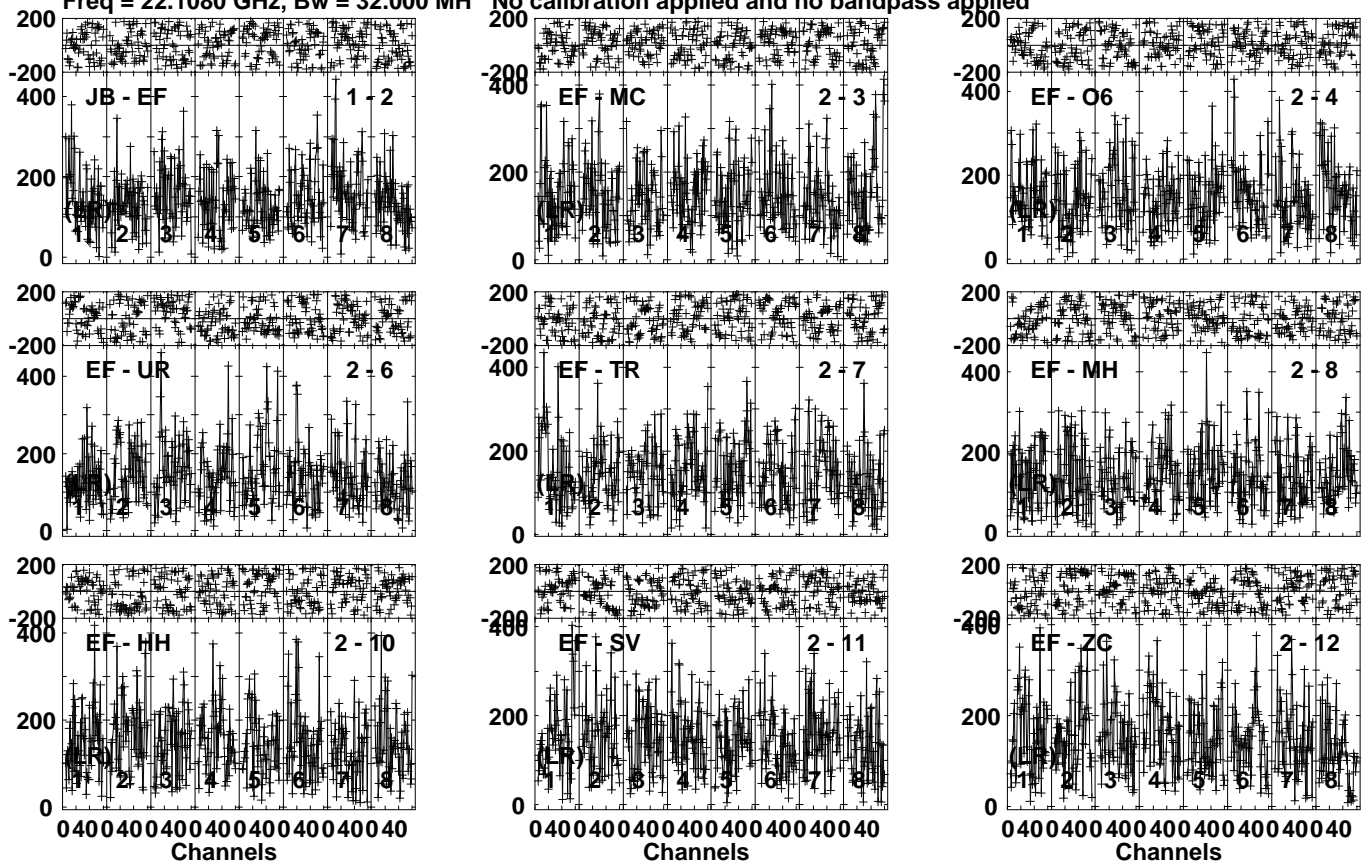
Lower frame: Micro Ampl Jy Top frame: Phas deg  
Vector averaged cross-power spectrum Several baselines displayed  
Timerange: 00/12:42:11 to 00/12:43:39

Plot file version 127 created 18-MAY-2021 12:29:28

NGC1068 EY036B.UVDATA.1

Freq = 22.1080 GHz, Bw = 32.000 MH

No calibration applied and no bandpass applied



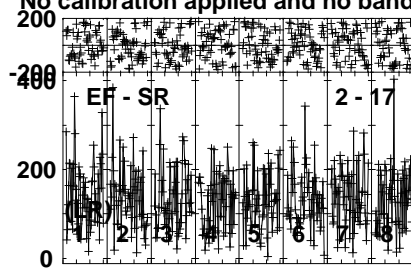
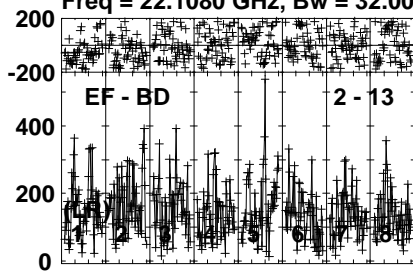
Lower frame: Micro Ampl Jy Top frame: Phas deg  
Vector averaged cross-power spectrum Several baselines displayed  
Timerange: 00/12:43:41 to 00/12:45:09

Plot file version 128 created 18-MAY-2021 12:29:28

NGC1068 EY036B.UVDATA.1

Freq = 22.1080 GHz, Bw = 32.000 MH

No calibration applied and no bandpass applied



Lower frame: Micro Ampl Jy Top frame: Phas deg

Vector averaged cross-power spectrum Several baselines displayed

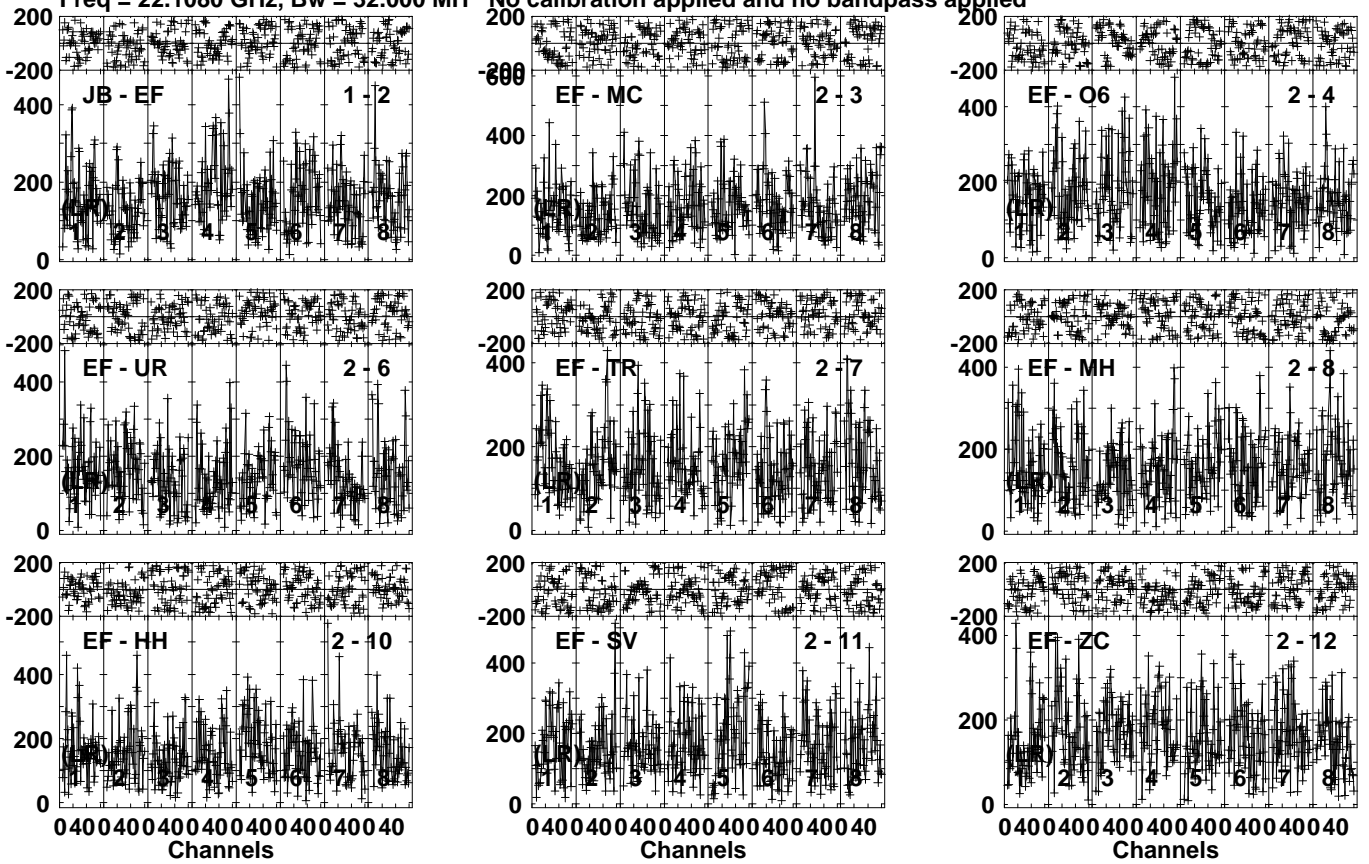
Timerange: 00/12:43:41 to 00/12:45:09

Plot file version 129 created 18-MAY-2021 12:29:28

J0243+0121 EY036B.UVDATA.1

Freq = 22.1080 GHz, Bw = 32.000 MH

No calibration applied and no bandpass applied



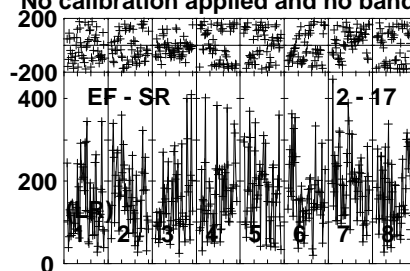
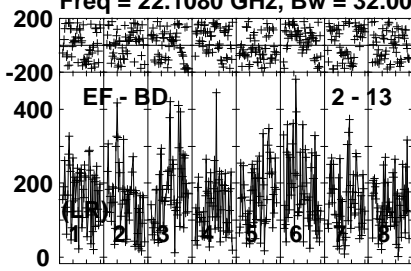
Lower frame: Micro Ampl Jy Top frame: Phas deg  
Vector averaged cross-power spectrum Several baselines displayed  
Timerange: 00/12:45:11 to 00/12:46:39

Plot file version 130 created 18-MAY-2021 12:29:29

J0243+0121 EY036B.UVDATA.1

Freq = 22.1080 GHz, Bw = 32.000 MH

No calibration applied and no bandpass applied



Lower frame: Micro Ampl Jy Top frame: Phas deg  
Vector averaged cross-power spectrum Several baselines displayed  
Timerange: 00/12:45:11 to 00/12:46:39

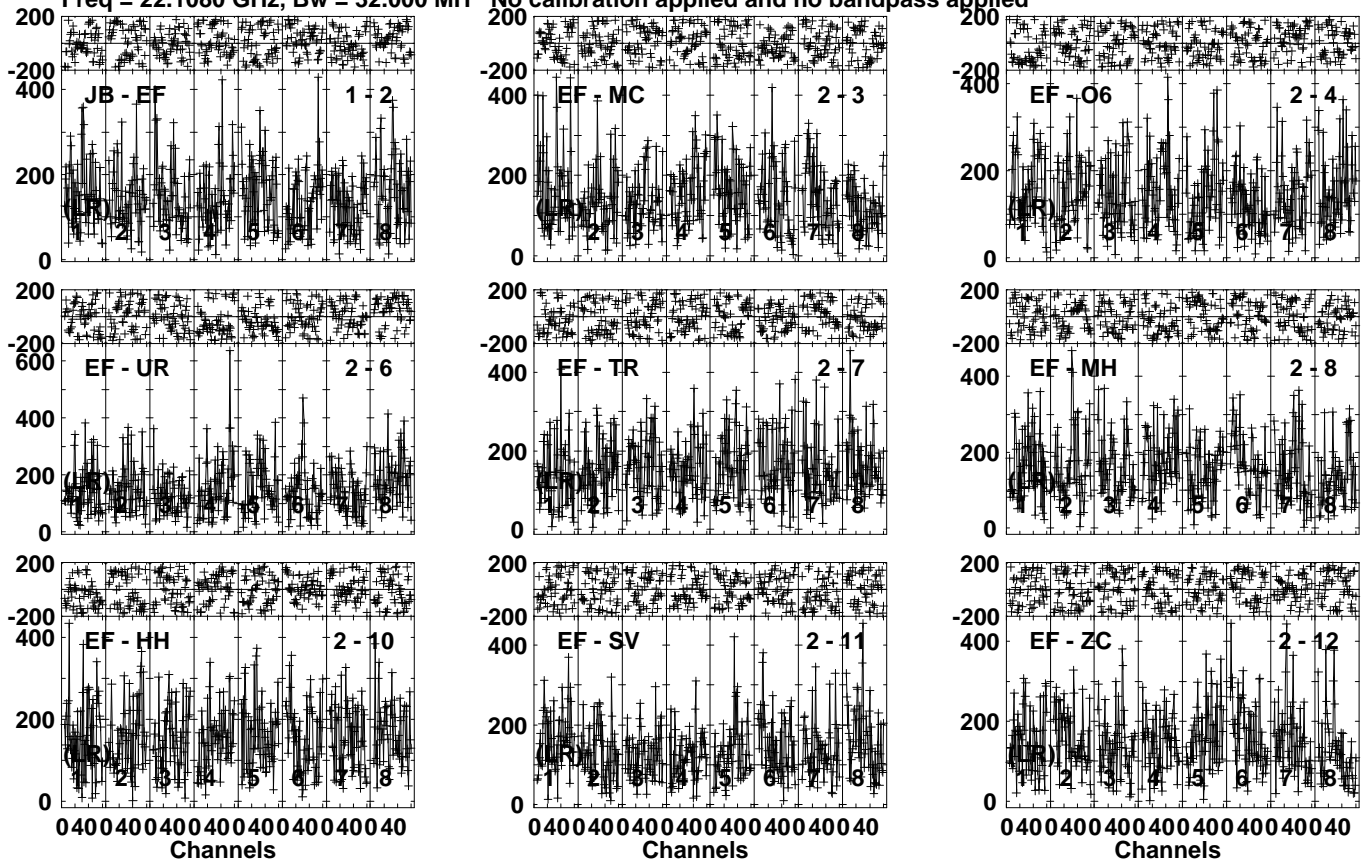


Plot file version 131 created 18-MAY-2021 12:29:29

NGC1068 EY036B.UVDATA.1

Freq = 22.1080 GHz, Bw = 32.000 MH

No calibration applied and no bandpass applied



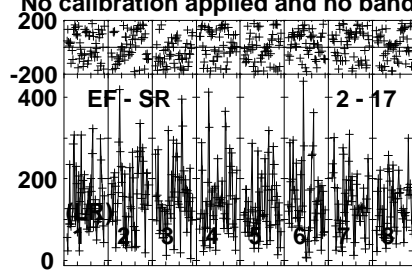
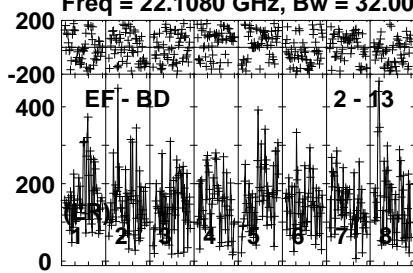
Lower frame: Micro Ampl Jy Top frame: Phas deg  
Vector averaged cross-power spectrum Several baselines displayed  
Timerange: 00/12:46:41 to 00/12:48:09

Plot file version 132 created 18-MAY-2021 12:29:29

NGC1068 EY036B.UVDATA.1

Freq = 22.1080 GHz, Bw = 32.000 MH

No calibration applied and no bandpass applied



Lower frame: Micro Ampl Jy Top frame: Phas deg

Vector averaged cross-power spectrum Several baselines displayed

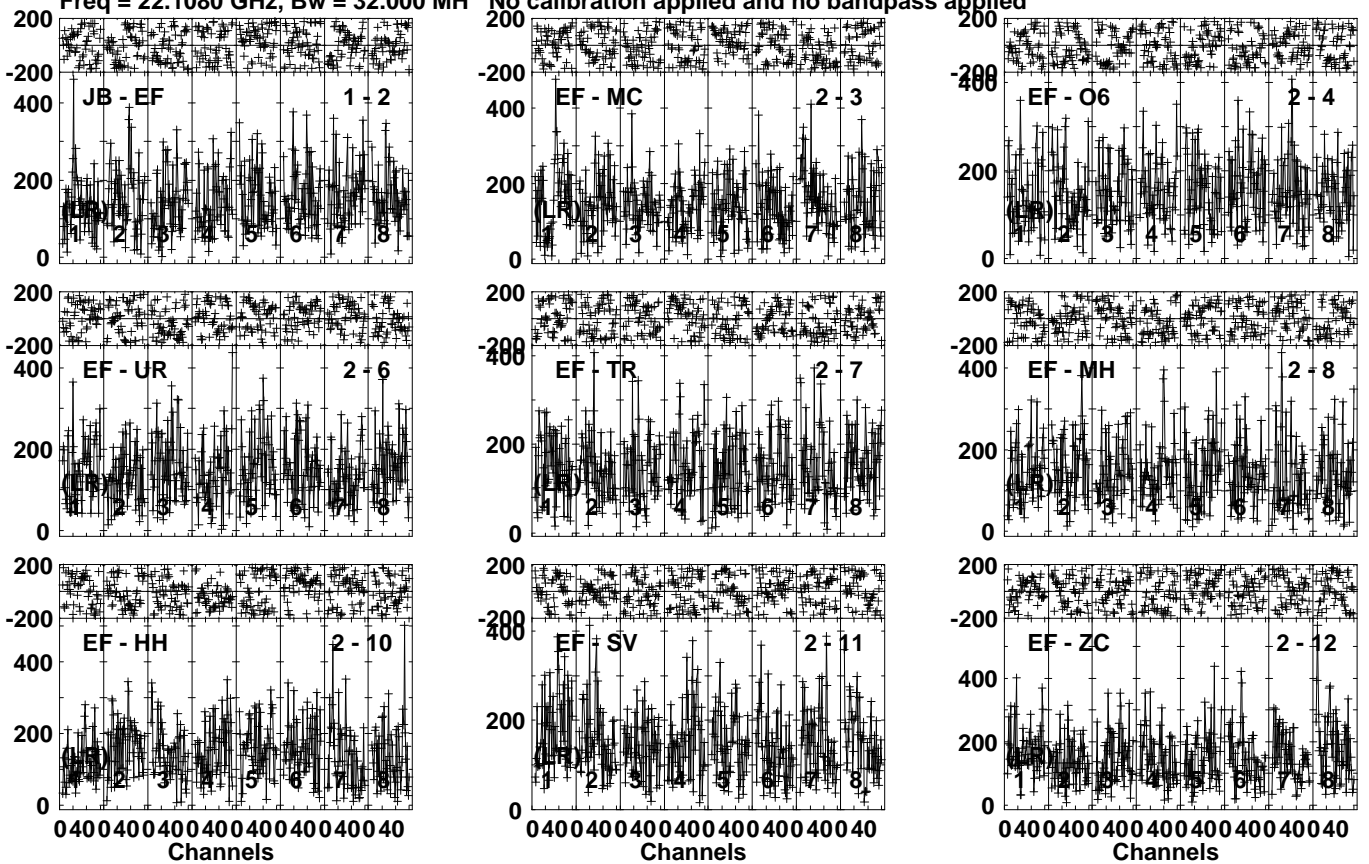
Timerange: 00/12:46:41 to 00/12:48:09

Plot file version 133 created 18-MAY-2021 12:29:29

J0243+0121 EY036B.UVDATA.1

Freq = 22.1080 GHz, Bw = 32.000 MH

No calibration applied and no bandpass applied



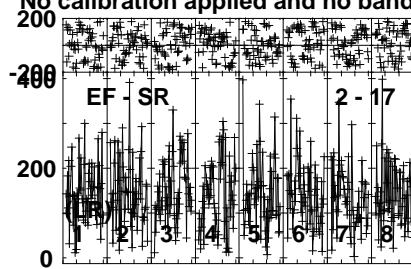
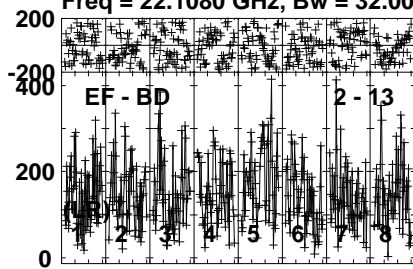
Lower frame: Micro Ampl Jy Top frame: Phas deg  
Vector averaged cross-power spectrum Several baselines displayed  
Timerange: 00/12:48:51 to 00/12:49:49

Plot file version 134 created 18-MAY-2021 12:29:29

J0243+0121 EY036B.UVDATA.1

Freq = 22.1080 GHz, Bw = 32.000 MH

No calibration applied and no bandpass applied



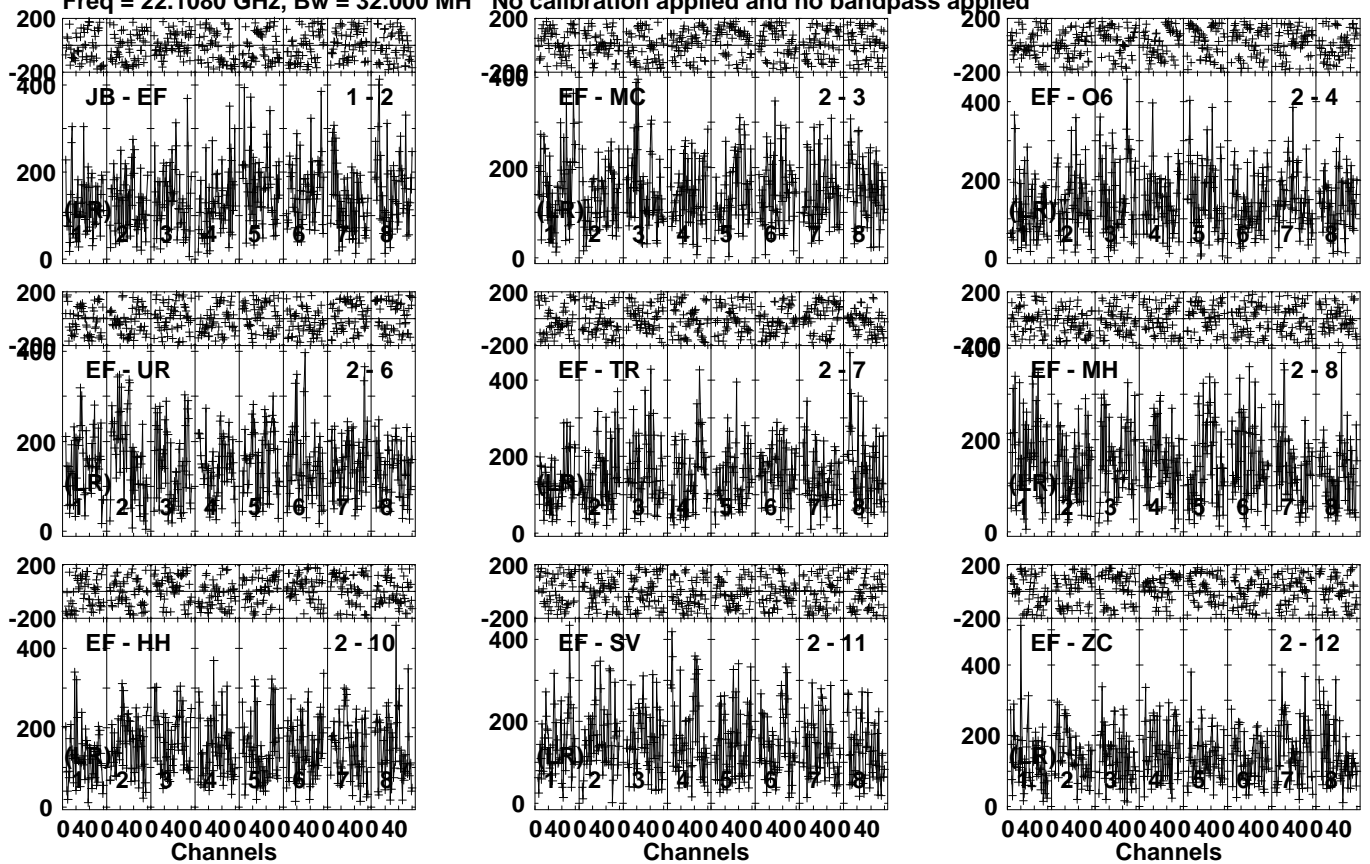
Lower frame: Micro Ampl Jy Top frame: Phas deg  
Vector averaged cross-power spectrum Several baselines displayed  
Timerange: 00/12:48:51 to 00/12:49:49

Plot file version 135 created 18-MAY-2021 12:29:29

NGC1068 EY036B.UVDATA.1

Freq = 22.1080 GHz, Bw = 32.000 MH

No calibration applied and no bandpass applied



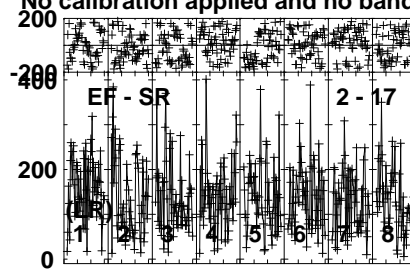
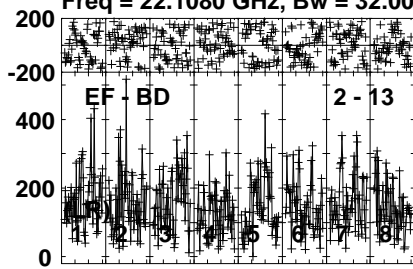
Lower frame: Micro Ampl Jy Top frame: Phas deg  
Vector averaged cross-power spectrum Several baselines displayed  
Timerange: 00/12:49:51 to 00/12:51:19

Plot file version 136 created 18-MAY-2021 12:29:30

NGC1068 EY036B.UVDATA.1

Freq = 22.1080 GHz, Bw = 32.000 MH

No calibration applied and no bandpass applied



Lower frame: Micro Ampl Jy Top frame: Phas deg

Vector averaged cross-power spectrum Several baselines displayed

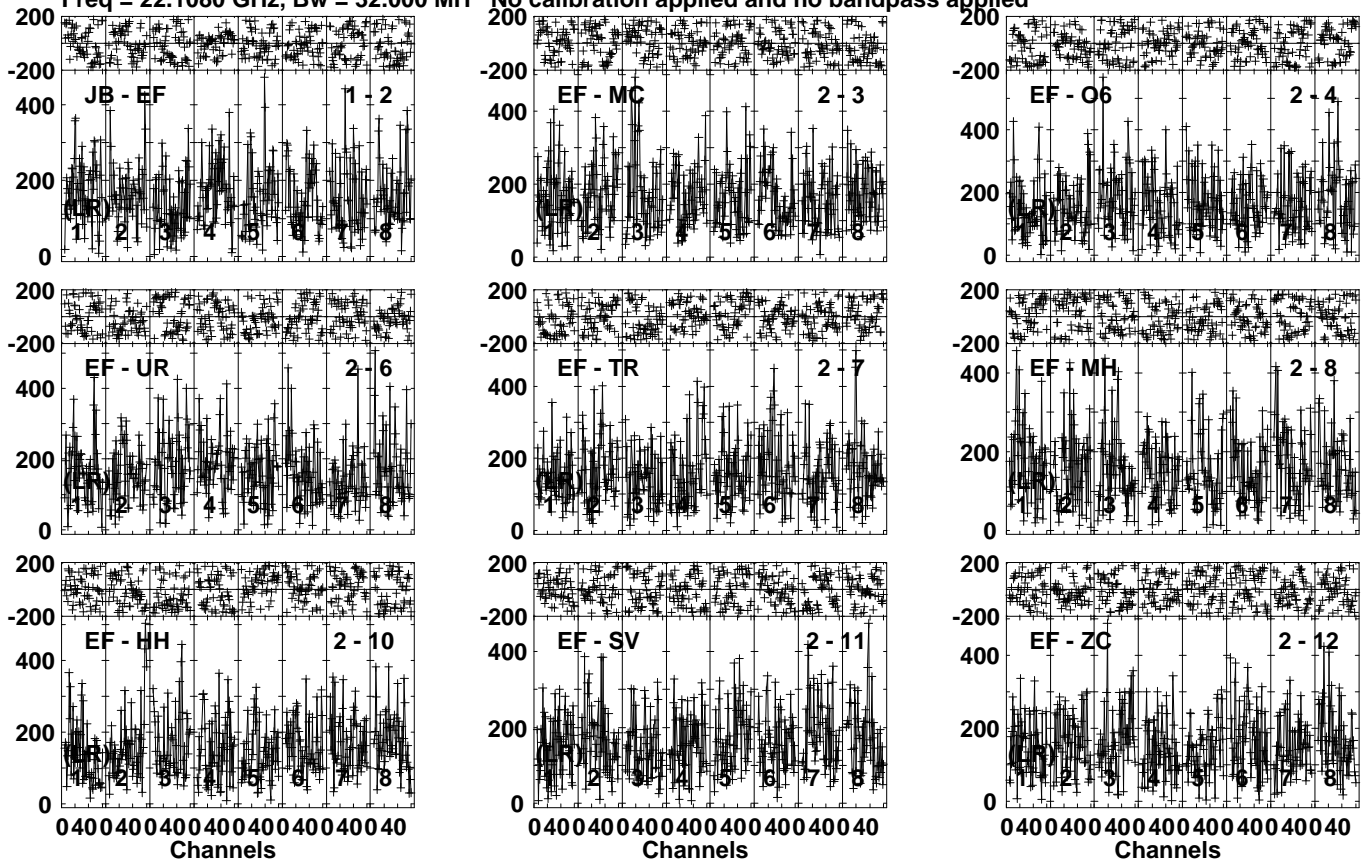
Timerange: 00/12:49:51 to 00/12:51:19

Plot file version 137 created 18-MAY-2021 12:29:30

J0243+0121 EY036B.UVDATA.1

Freq = 22.1080 GHz, Bw = 32.000 MH

No calibration applied and no bandpass applied



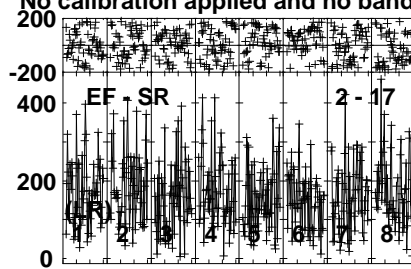
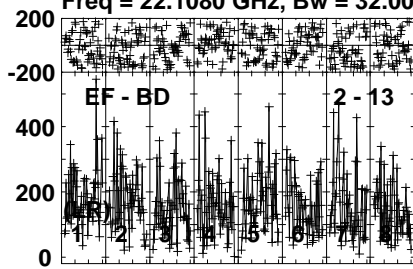
Lower frame: Micro Ampl Jy Top frame: Phas deg  
Vector averaged cross-power spectrum Several baselines displayed  
Timerange: 00/12:51:21 to 00/12:52:49

Plot file version 138 created 18-MAY-2021 12:29:30

J0243+0121 EY036B.UVDATA.1

Freq = 22.1080 GHz, Bw = 32.000 MH

No calibration applied and no bandpass applied



Lower frame: Micro Ampl Jy Top frame: Phas deg  
Vector averaged cross-power spectrum Several baselines displayed  
Timerange: 00/12:51:21 to 00/12:52:49

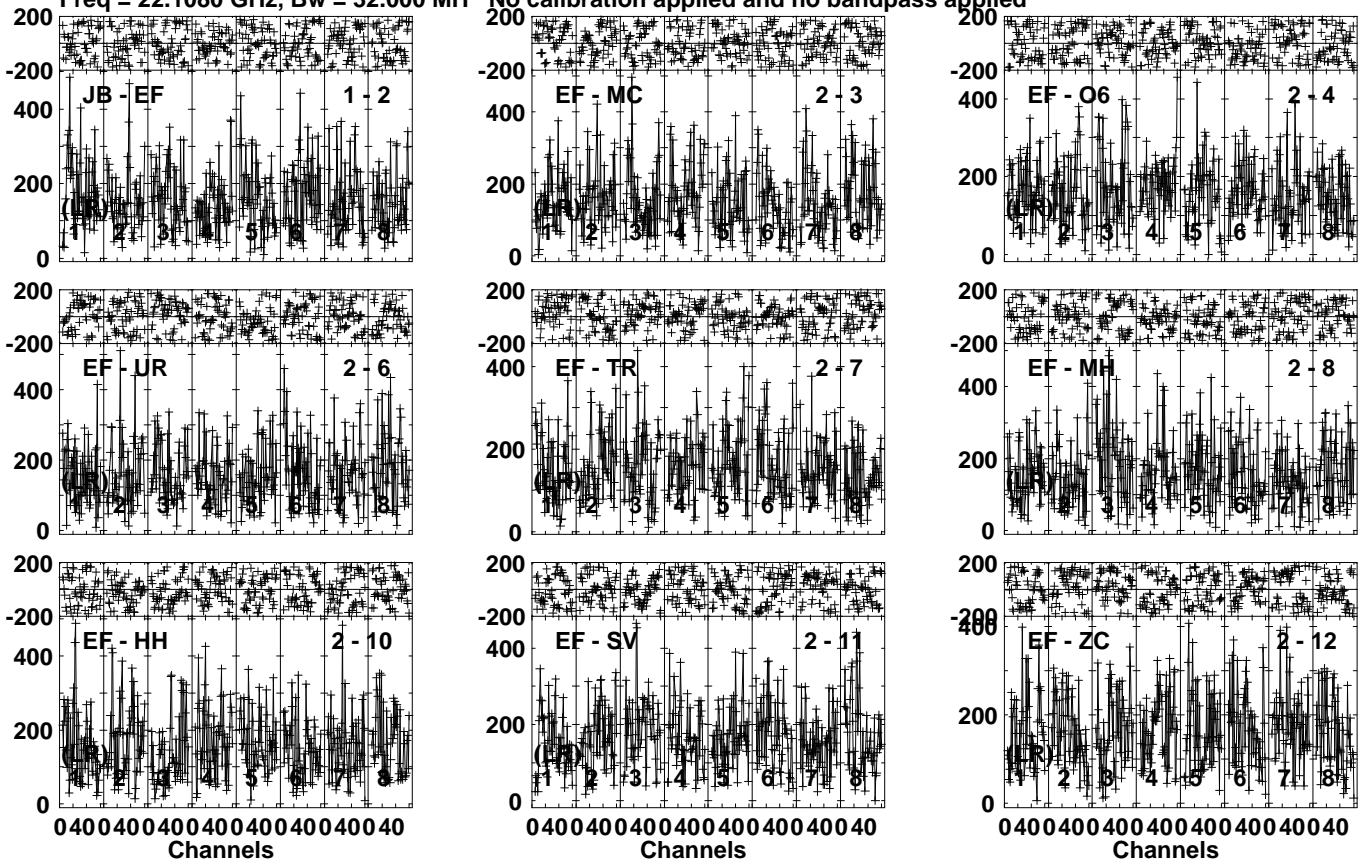


Plot file version 139 created 18-MAY-2021 12:29:30

NGC1068 EY036B.UVDATA.1

Freq = 22.1080 GHz, Bw = 32.000 MH

No calibration applied and no bandpass applied



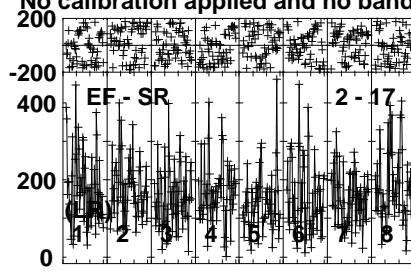
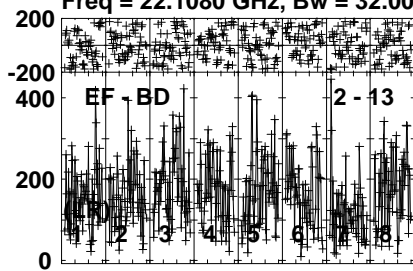
Lower frame: Micro Ampl Jy Top frame: Phas deg  
Vector averaged cross-power spectrum Several baselines displayed  
Timerange: 00/12:52:51 to 00/12:54:19

Plot file version 140 created 18-MAY-2021 12:29:30

NGC1068 EY036B.UVDATA.1

Freq = 22.1080 GHz, Bw = 32.000 MH

No calibration applied and no bandpass applied



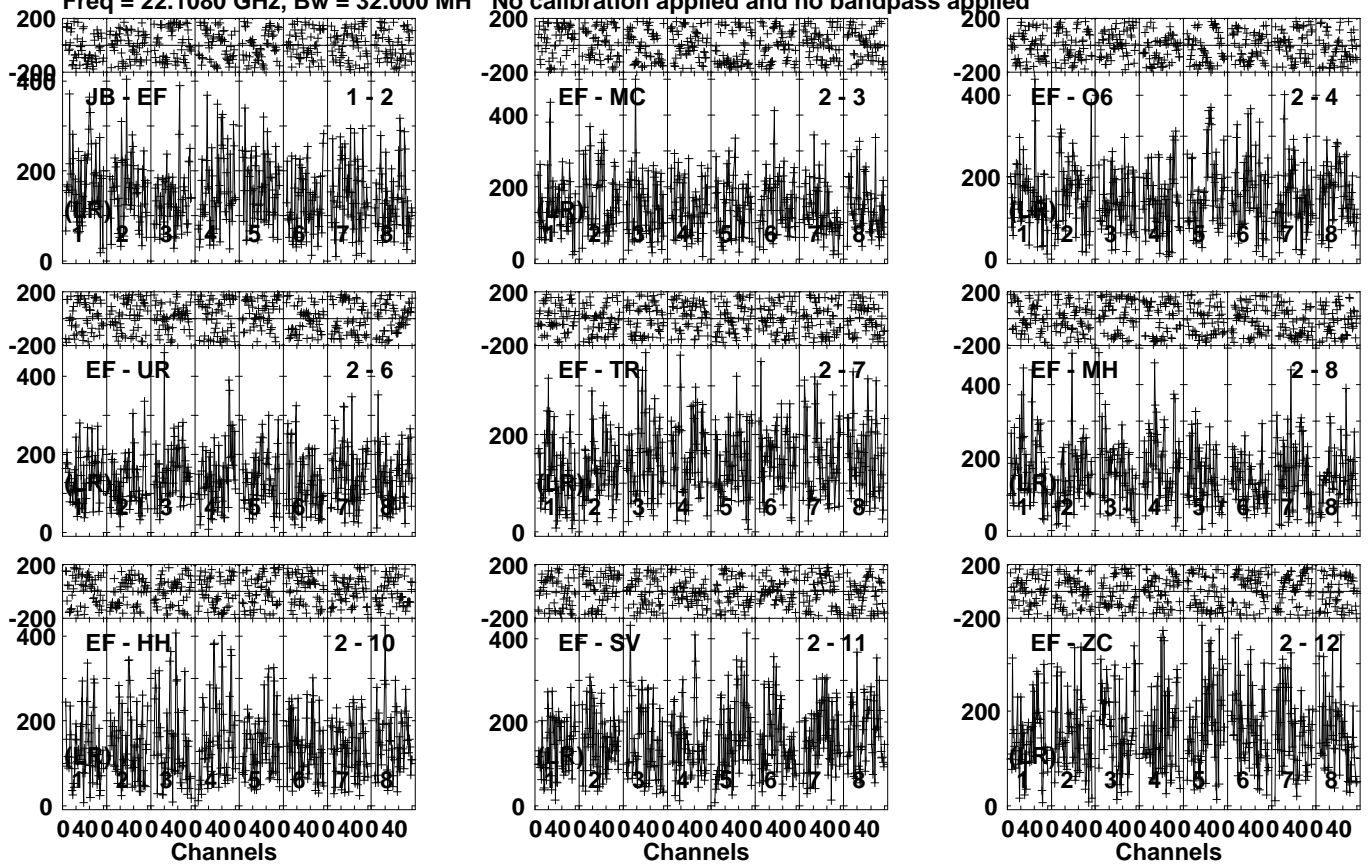
Lower frame: Micro Ampl Jy Top frame: Phas deg  
Vector averaged cross-power spectrum Several baselines displayed  
Timerange: 00/12:52:51 to 00/12:54:19

Plot file version 141 created 18-MAY-2021 12:29:30

J0243+0121 EY036B.UVDATA.1

Freq = 22.1080 GHz, Bw = 32.000 MH

No calibration applied and no bandpass applied



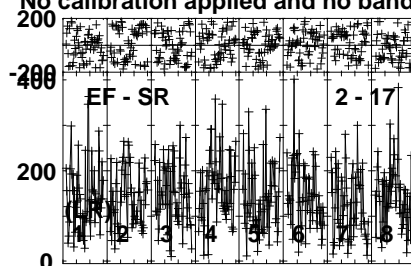
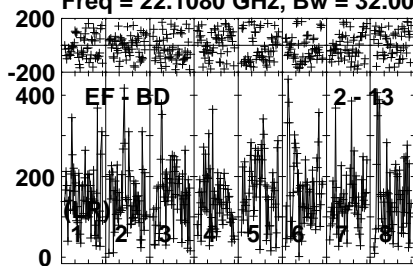
Lower frame: Micro Ampl Jy Top frame: Phas deg  
Vector averaged cross-power spectrum Several baselines displayed  
Timerange: 00/12:55:01 to 00/12:55:59

Plot file version 142 created 18-MAY-2021 12:29:31

J0243+0121 EY036B.UVDATA.1

Freq = 22.1080 GHz, Bw = 32.000 MH

No calibration applied and no bandpass applied



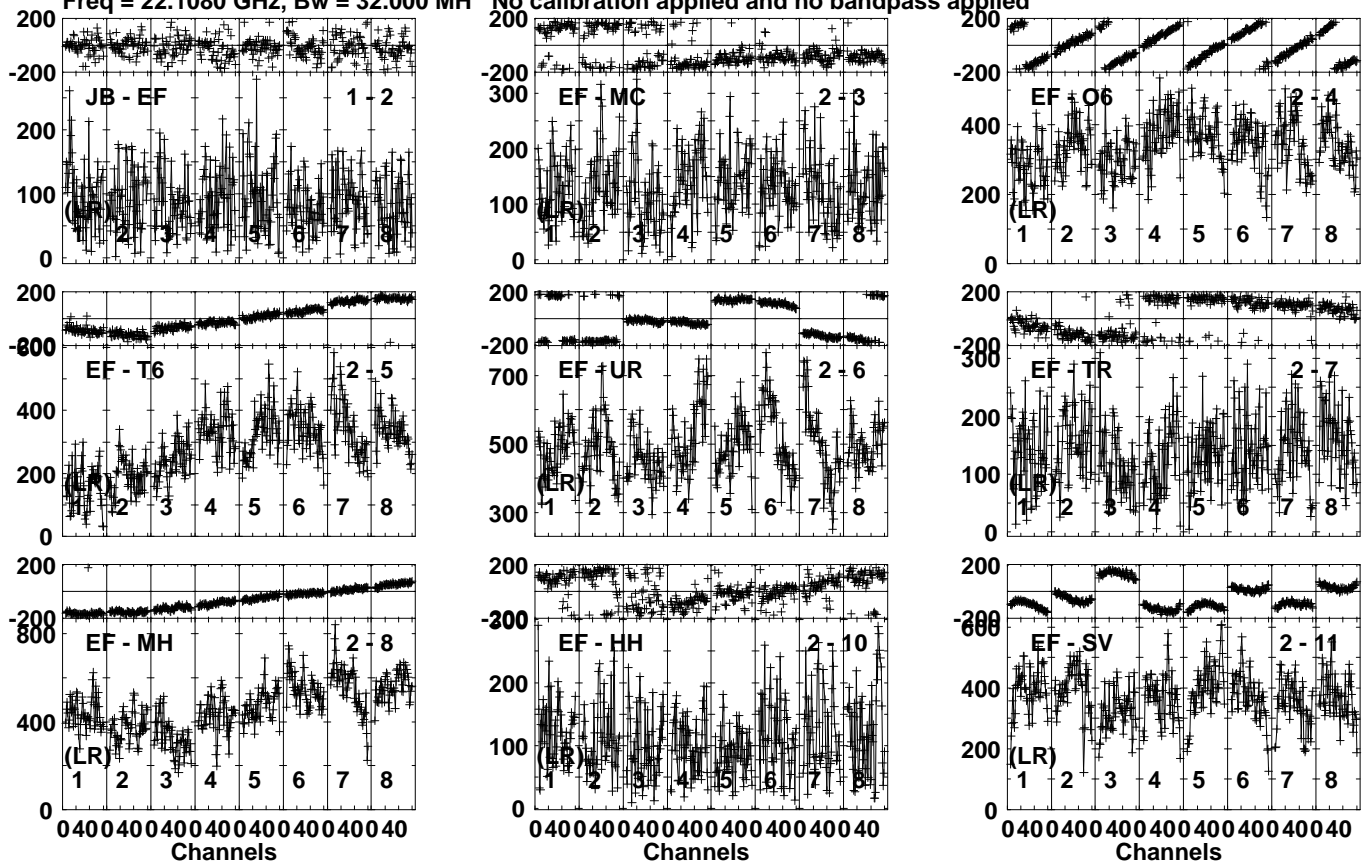
Lower frame: Micro Ampl Jy Top frame: Phas deg  
Vector averaged cross-power spectrum Several baselines displayed  
Timerange: 00/12:55:01 to 00/12:55:59

Plot file version 143 created 18-MAY-2021 12:29:31

0234+285 EY036B.UVDATA.1

Freq = 22.1080 GHz, Bw = 32.000 MH

No calibration applied and no bandpass applied



Lower frame: Micro Ampl Jy Top frame: Phas deg  
Vector averaged cross-power spectrum Several baselines displayed  
Timerange: 00/13:04:01 to 00/13:06:59

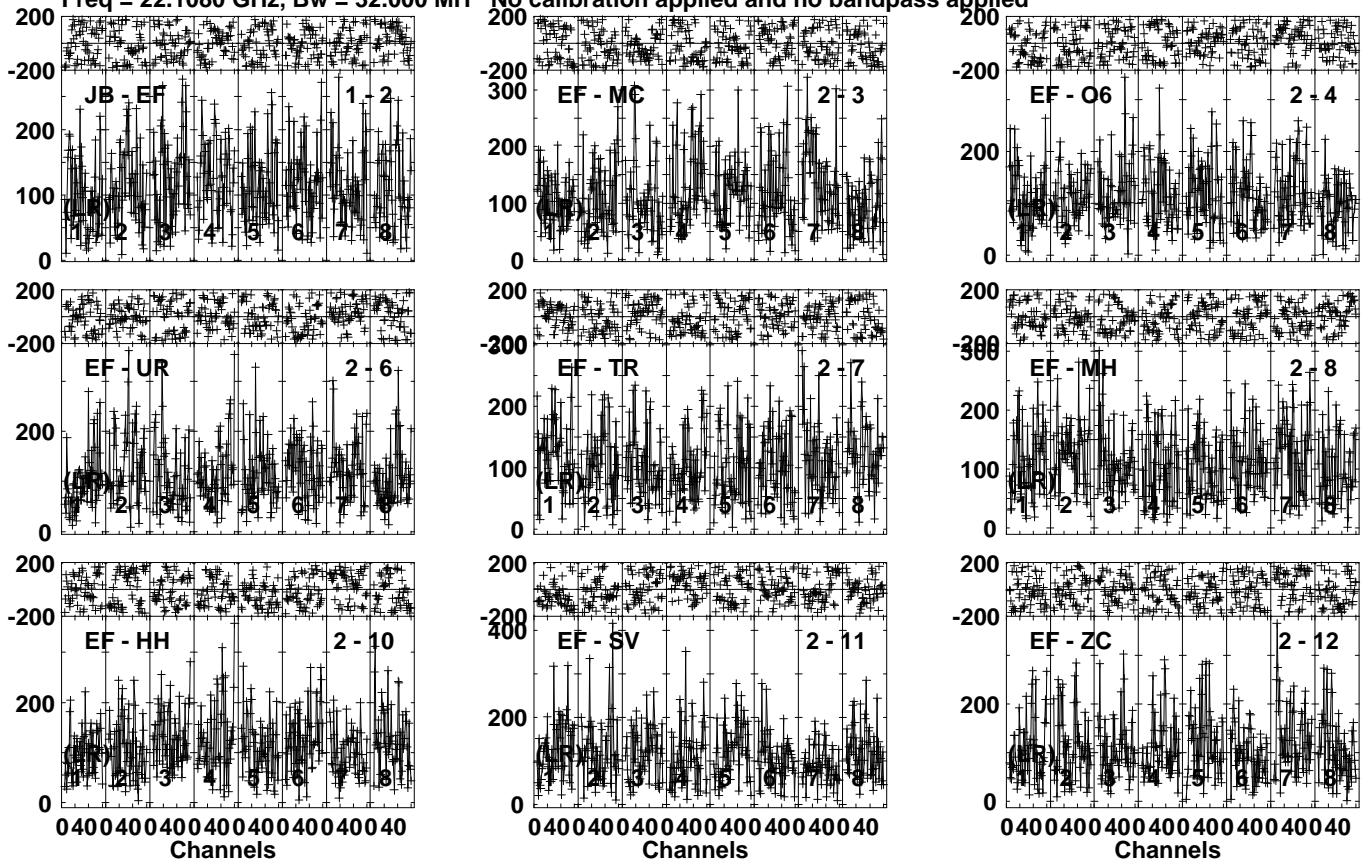


Plot file version 145 created 18-MAY-2021 12:29:32

J0243+0121 EY036B.UVDATA.1

Freq = 22.1080 GHz, Bw = 32.000 MH

No calibration applied and no bandpass applied



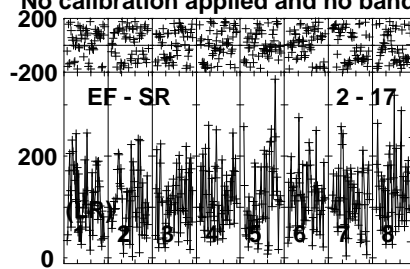
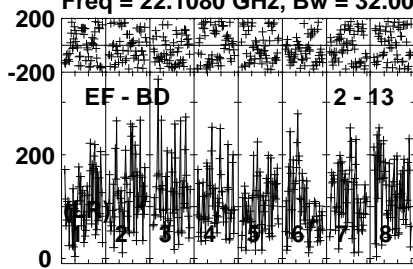
Lower frame: Micro Ampl Jy Top frame: Phas deg  
Vector averaged cross-power spectrum Several baselines displayed  
Timerange: 00/13:09:01 to 00/13:10:59

Plot file version 146 created 18-MAY-2021 12:29:32

J0243+0121 EY036B.UVDATA.1

Freq = 22.1080 GHz, Bw = 32.000 MH

No calibration applied and no bandpass applied



Lower frame: Micro Ampl Jy Top frame: Phas deg  
Vector averaged cross-power spectrum Several baselines displayed  
Timerange: 00/13:09:01 to 00/13:10:59

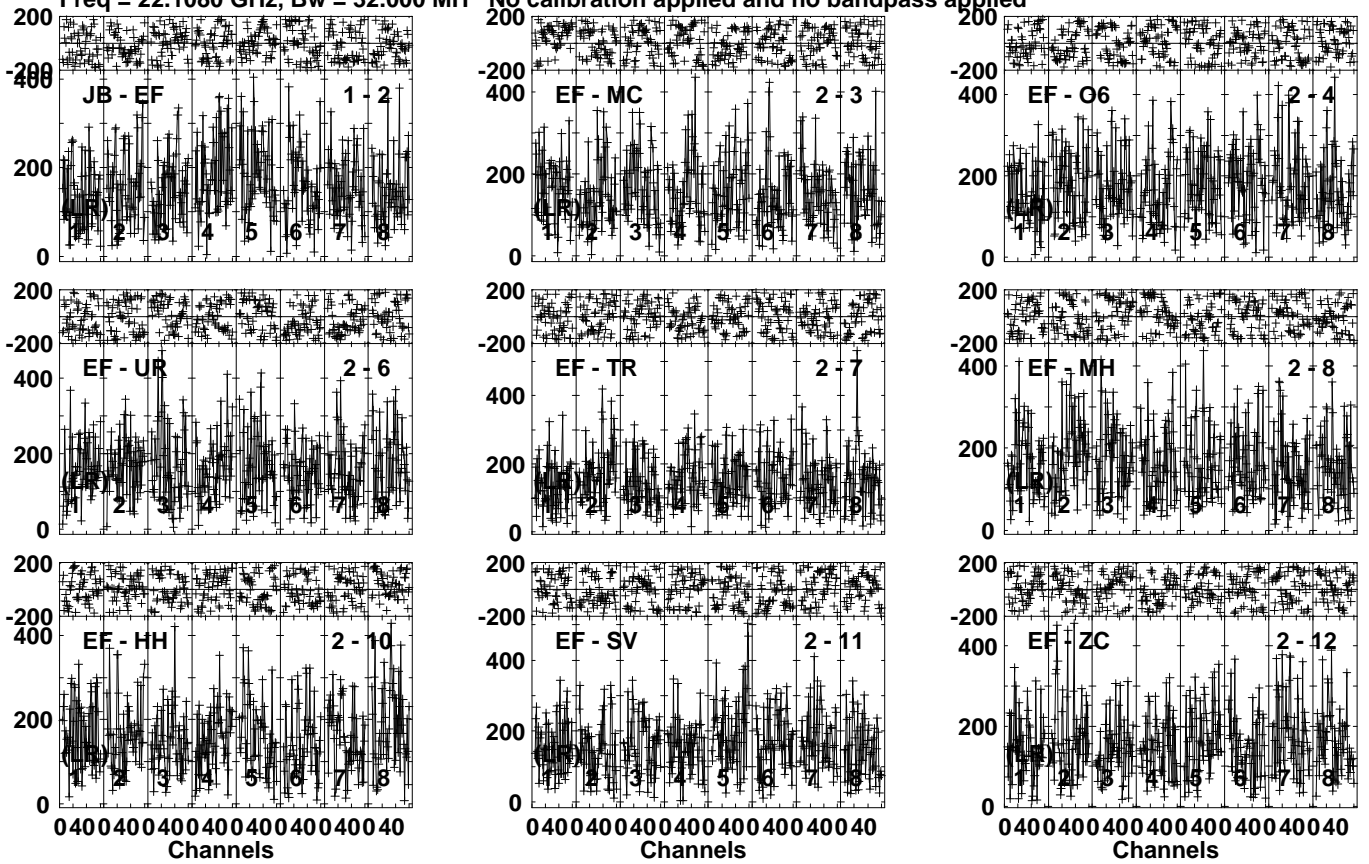


Plot file version 147 created 18-MAY-2021 12:29:32

NGC1068 EY036B.UVDATA.1

Freq = 22.1080 GHz, Bw = 32.000 MH

No calibration applied and no bandpass applied



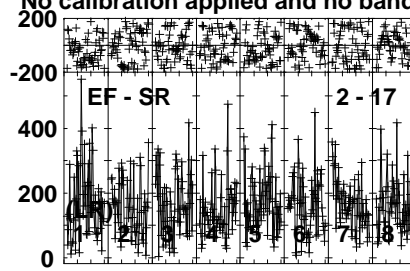
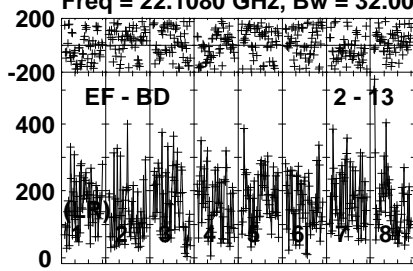
Lower frame: Micro Ampl Jy Top frame: Phas deg  
Vector averaged cross-power spectrum Several baselines displayed  
Timerange: 00/13:11:01 to 00/13:12:29

Plot file version 148 created 18-MAY-2021 12:29:32

NGC1068 EY036B.UVDATA.1

Freq = 22.1080 GHz, Bw = 32.000 MH

No calibration applied and no bandpass applied



Lower frame: Micro Ampl Jy Top frame: Phas deg

Vector averaged cross-power spectrum Several baselines displayed

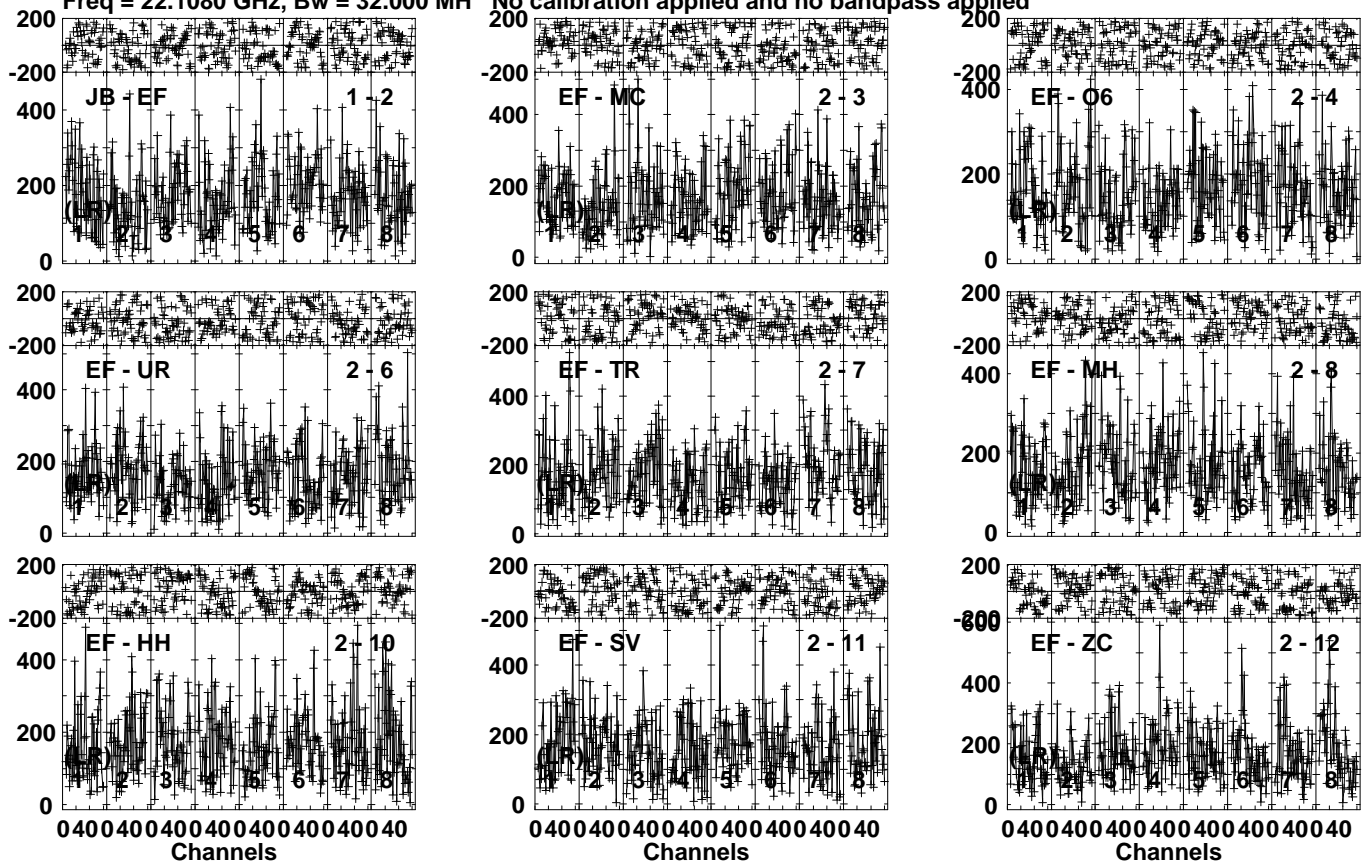
Timerange: 00/13:11:01 to 00/13:12:29

Plot file version 149 created 18-MAY-2021 12:29:32

J0243+0121 EY036B.UVDATA.1

Freq = 22.1080 GHz, Bw = 32.000 MH

No calibration applied and no bandpass applied



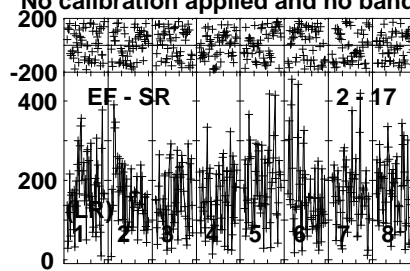
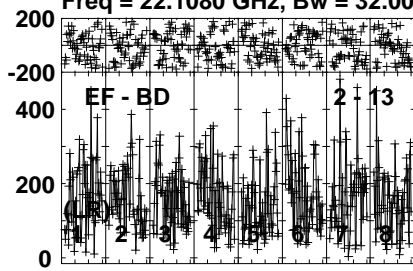
Lower frame: Micro Ampl Jy Top frame: Phas deg  
Vector averaged cross-power spectrum Several baselines displayed  
Timerange: 00/13:12:31 to 00/13:13:59

Plot file version 150 created 18-MAY-2021 12:29:33

J0243+0121 EY036B.UVDATA.1

Freq = 22.1080 GHz, Bw = 32.000 MH

No calibration applied and no bandpass applied



Lower frame: Micro Ampl Jy Top frame: Phas deg

Vector averaged cross-power spectrum Several baselines displayed

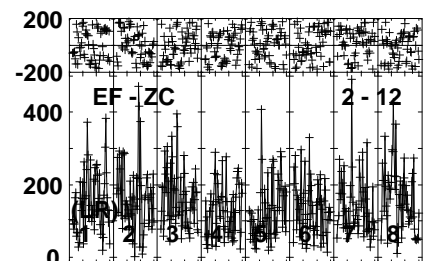
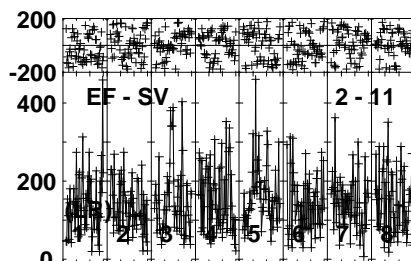
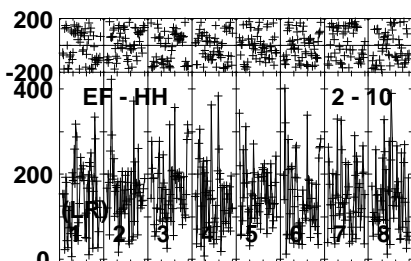
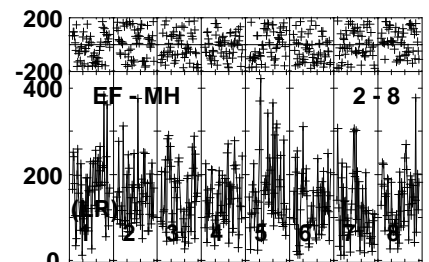
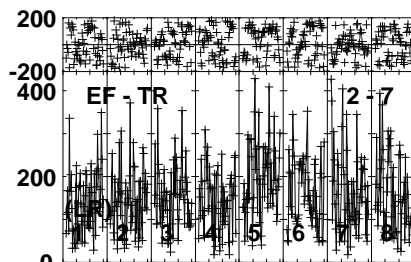
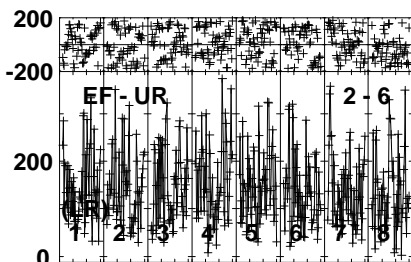
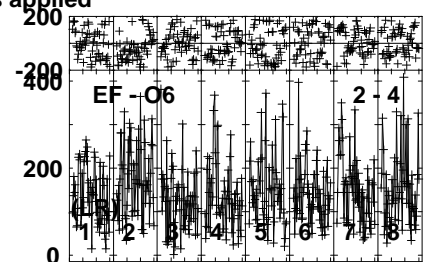
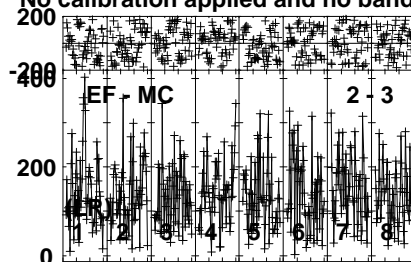
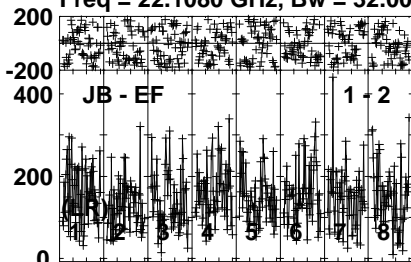
Timerange: 00/13:12:31 to 00/13:13:59

Plot file version 151 created 18-MAY-2021 12:29:33

NGC1068 EY036B.UVDATA.1

Freq = 22.1080 GHz, Bw = 32.000 MH

No calibration applied and no bandpass applied

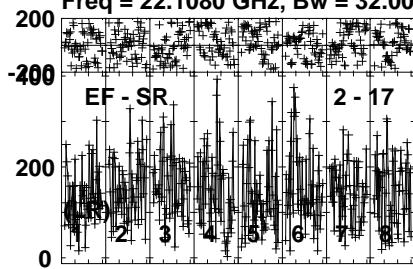


Lower frame: Micro Ampl Jy Top frame: Phas deg  
Vector averaged cross-power spectrum Several baselines displayed  
Timerange: 00/13:14:01 to 00/13:15:29

Plot file version 152 created 18-MAY-2021 12:29:33

NGC1068 EY036B.UVDATA.1

Freq = 22.1080 GHz, Bw = 32.000 MH No calibration applied and no bandpass applied



Lower frame: Micro Ampl Jy Top frame: Phas deg

Vector averaged cross-power spectrum Several baselines displayed

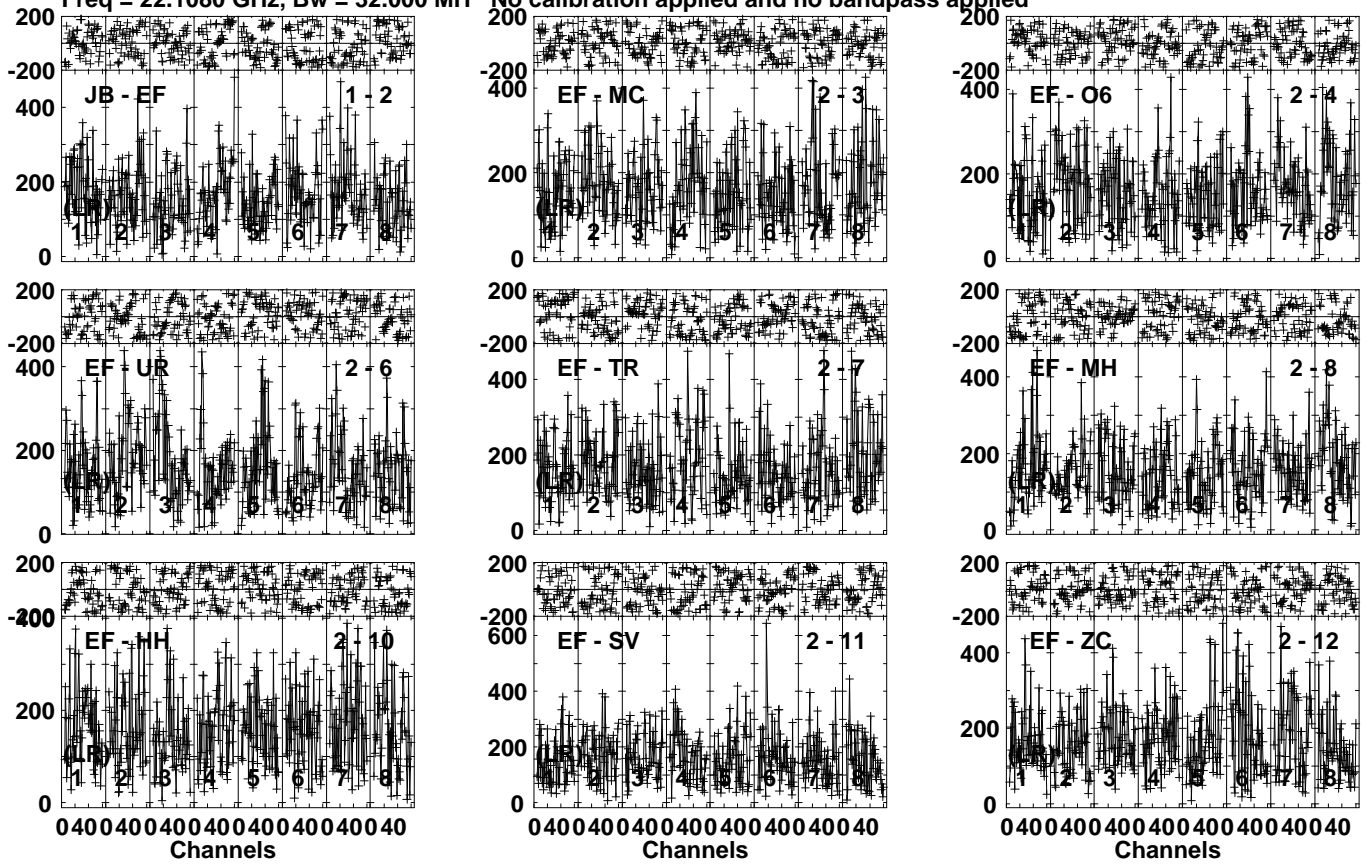
Timerange: 00/13:14:01 to 00/13:15:29

Plot file version 153 created 18-MAY-2021 12:29:33

J0243+0121 EY036B.UVDATA.1

Freq = 22.1080 GHz, Bw = 32.000 MH

No calibration applied and no bandpass applied



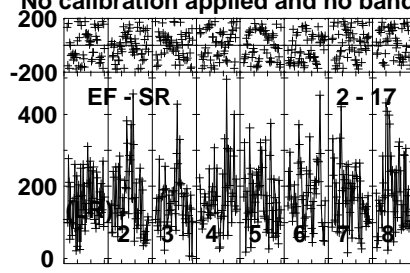
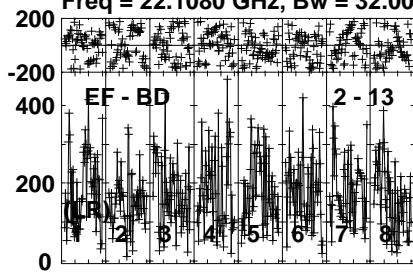
Lower frame: Micro Ampl Jy Top frame: Phas deg  
Vector averaged cross-power spectrum Several baselines displayed  
Timerange: 00/13:15:31 to 00/13:16:59

Plot file version 154 created 18-MAY-2021 12:29:33

J0243+0121 EY036B.UVDATA.1

Freq = 22.1080 GHz, Bw = 32.000 MH

No calibration applied and no bandpass applied



Lower frame: Micro Ampl Jy Top frame: Phas deg  
Vector averaged cross-power spectrum Several baselines displayed  
Timerange: 00/13:15:31 to 00/13:16:59

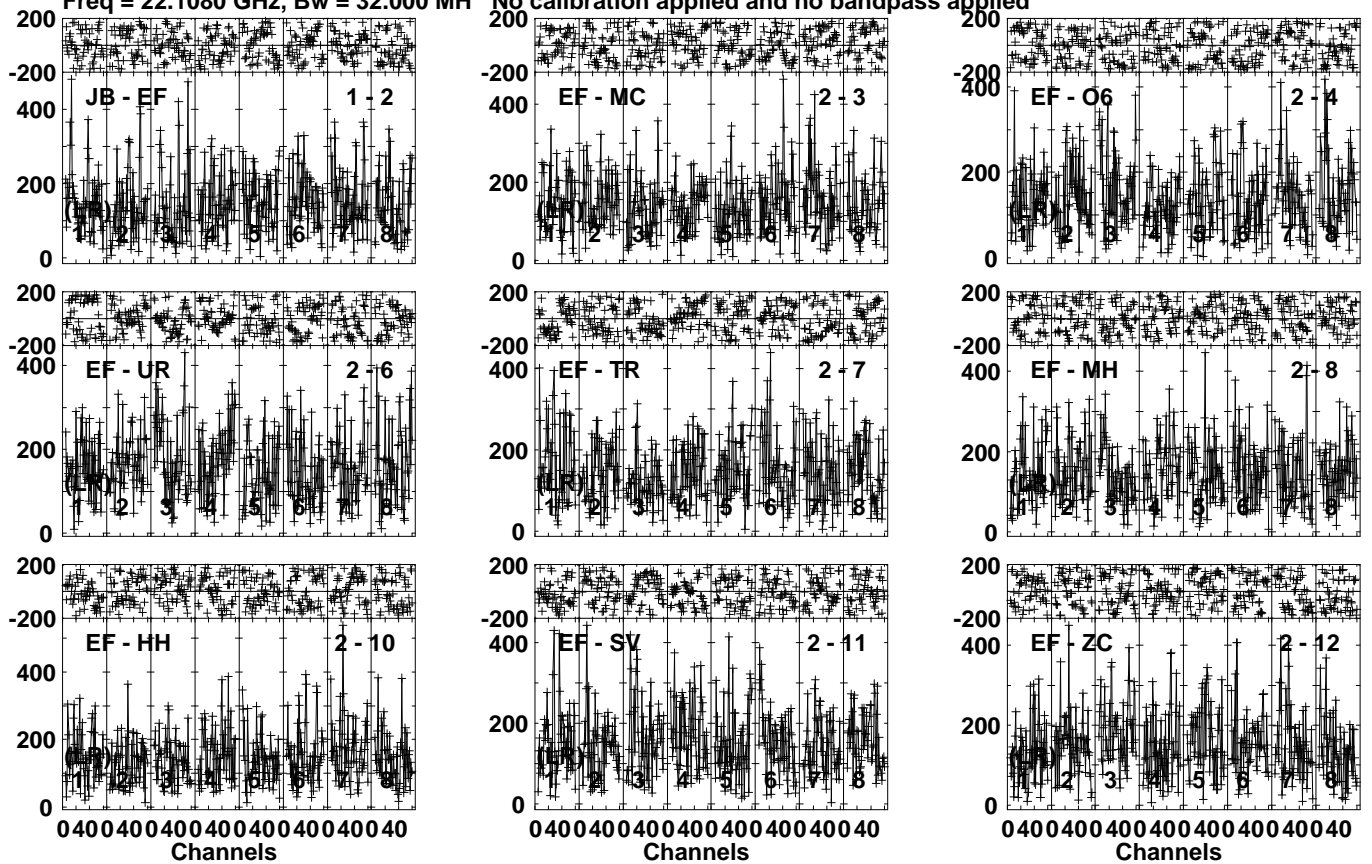


Plot file version 155 created 18-MAY-2021 12:29:33

NGC1068 EY036B.UVDATA.1

Freq = 22.1080 GHz, Bw = 32.000 MH

No calibration applied and no bandpass applied

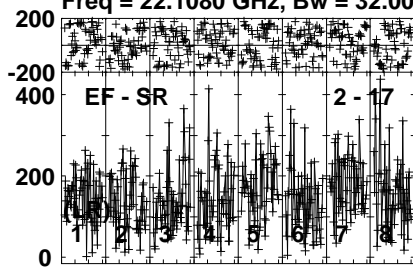


Lower frame: Micro Ampl Jy Top frame: Phas deg  
Vector averaged cross-power spectrum Several baselines displayed  
Timerange: 00/13:17:01 to 00/13:18:29

Plot file version 156 created 18-MAY-2021 12:29:34

NGC1068 EY036B.UVDATA.1

Freq = 22.1080 GHz, Bw = 32.000 MH No calibration applied and no bandpass applied



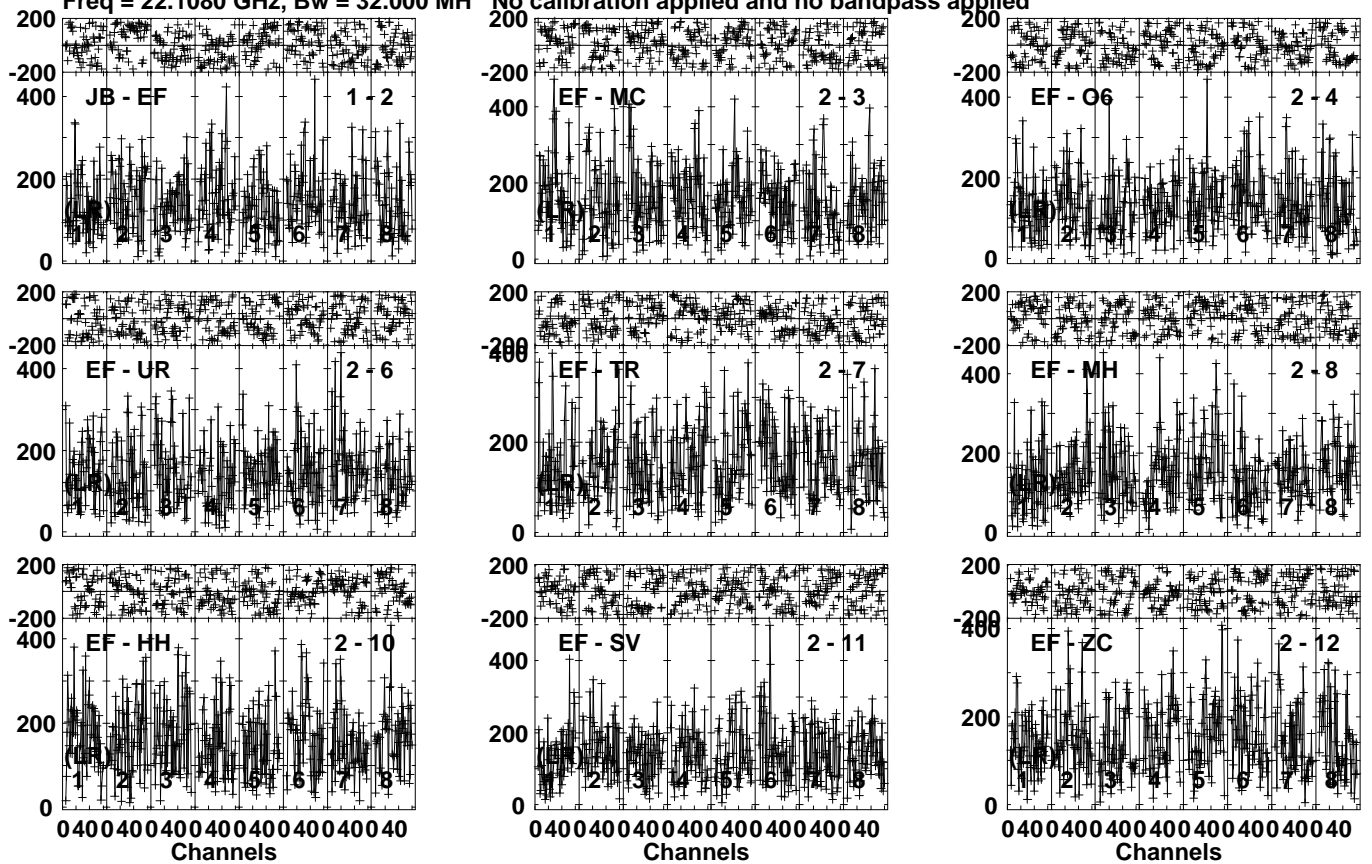
Lower frame: Micro Ampl Jy Top frame: Phas deg  
Vector averaged cross-power spectrum Several baselines displayed  
Timerange: 00/13:17:01 to 00/13:18:29

Plot file version 157 created 18-MAY-2021 12:29:34

J0243+0121 EY036B.UVDATA.1

Freq = 22.1080 GHz, Bw = 32.000 MH

No calibration applied and no bandpass applied



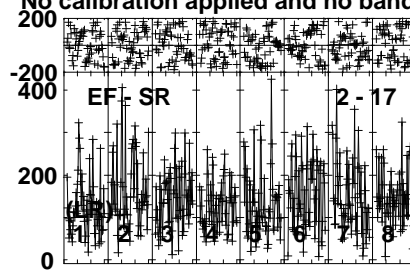
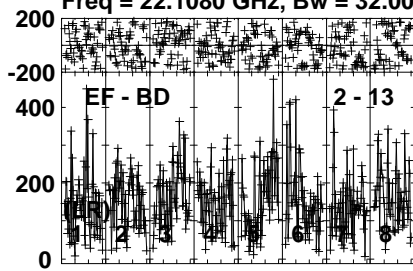
Lower frame: Micro Ampl Jy Top frame: Phas deg  
Vector averaged cross-power spectrum Several baselines displayed  
Timerange: 00/13:19:11 to 00/13:20:09

Plot file version 158 created 18-MAY-2021 12:29:34

J0243+0121 EY036B.UVDATA.1

Freq = 22.1080 GHz, Bw = 32.000 MH

No calibration applied and no bandpass applied



Lower frame: Micro Ampl Jy Top frame: Phas deg

Vector averaged cross-power spectrum Several baselines displayed

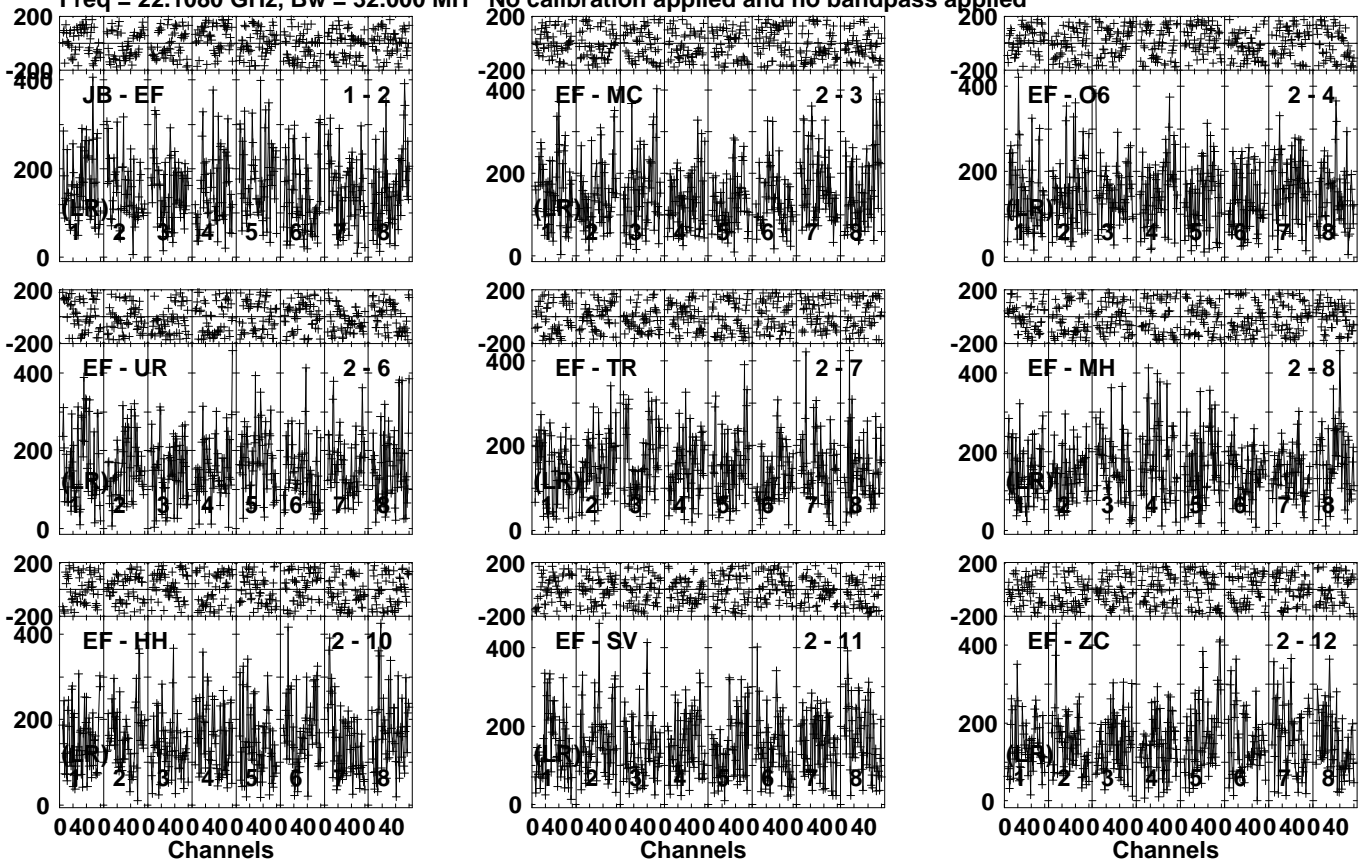
Timerange: 00/13:19:11 to 00/13:20:09

Plot file version 159 created 18-MAY-2021 12:29:34

NGC1068 EY036B.UVDATA.1

Freq = 22.1080 GHz, Bw = 32.000 MH

No calibration applied and no bandpass applied

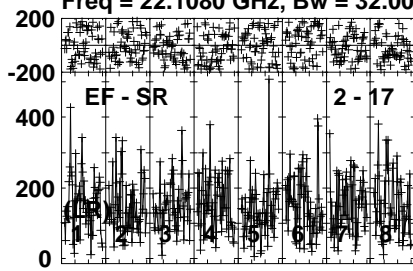


Lower frame: Micro Ampl Jy Top frame: Phas deg  
Vector averaged cross-power spectrum Several baselines displayed  
Timerange: 00/13:20:11 to 00/13:21:39

Plot file version 160 created 18-MAY-2021 12:29:34

NGC1068 EY036B.UVDATA.1

Freq = 22.1080 GHz, Bw = 32.000 MH No calibration applied and no bandpass applied



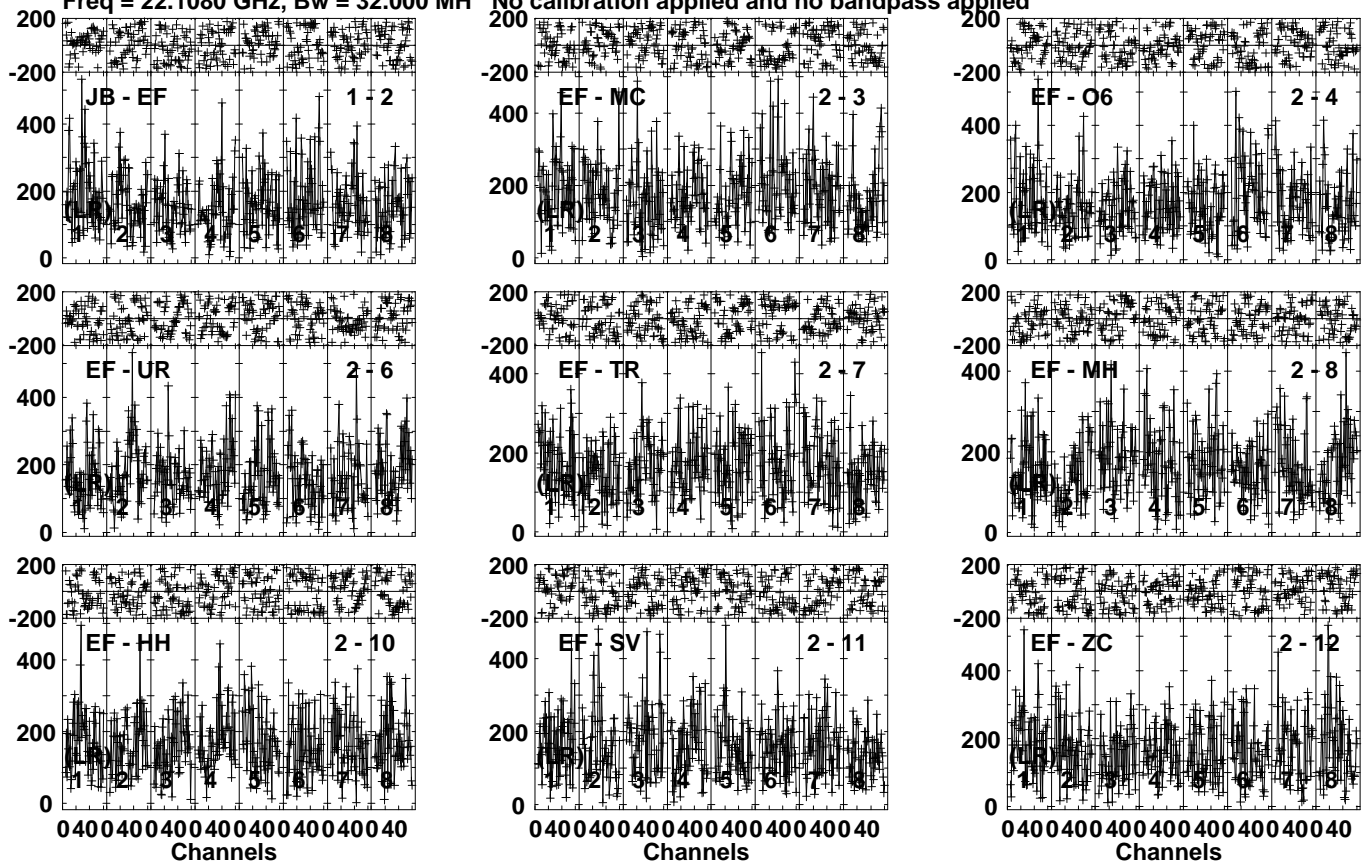
Lower frame: Micro Ampl Jy Top frame: Phas deg  
Vector averaged cross-power spectrum Several baselines displayed  
Timerange: 00/13:20:11 to 00/13:21:39

Plot file version 161 created 18-MAY-2021 12:29:34

J0243+0121 EY036B.UVDATA.1

Freq = 22.1080 GHz, Bw = 32.000 MH

No calibration applied and no bandpass applied

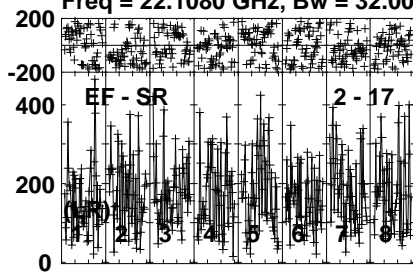


Lower frame: Micro Ampl Jy Top frame: Phas deg  
Vector averaged cross-power spectrum Several baselines displayed  
Timerange: 00/13:21:41 to 00/13:23:09

Plot file version 162 created 18-MAY-2021 12:29:34

J0243+0121 EY036B.UVDATA.1

Freq = 22.1080 GHz, Bw = 32.000 MH No calibration applied and no bandpass applied



Lower frame: Micro Ampl Jy Top frame: Phas deg  
Vector averaged cross-power spectrum Several baselines displayed  
Timerange: 00/13:21:41 to 00/13:23:09

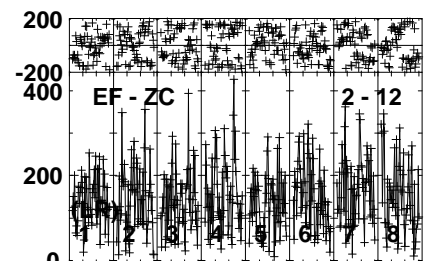
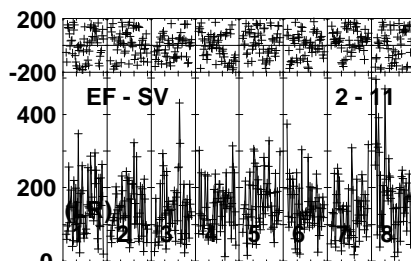
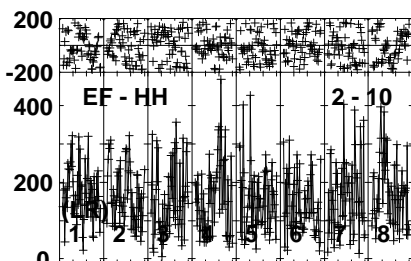
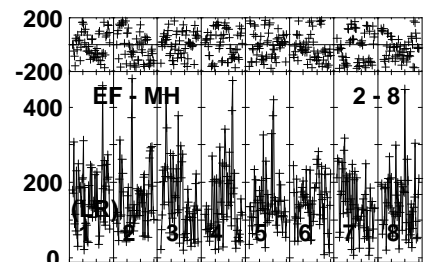
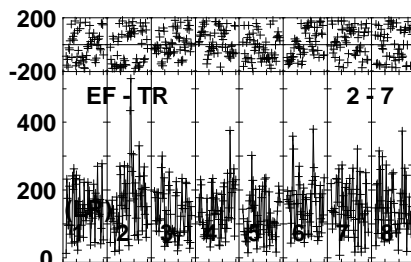
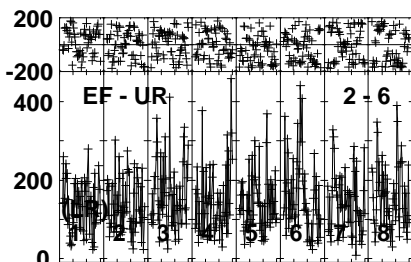
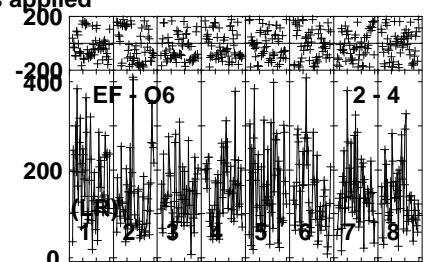
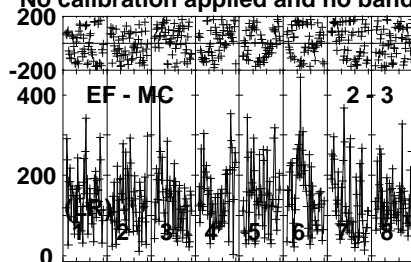
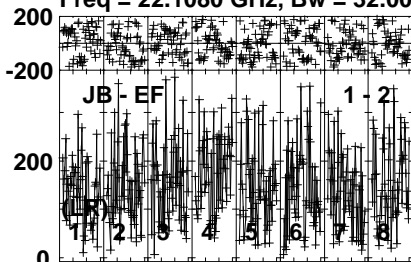


Plot file version 163 created 18-MAY-2021 12:29:34

NGC1068 EY036B.UVDATA.1

Freq = 22.1080 GHz, Bw = 32.000 MH

No calibration applied and no bandpass applied

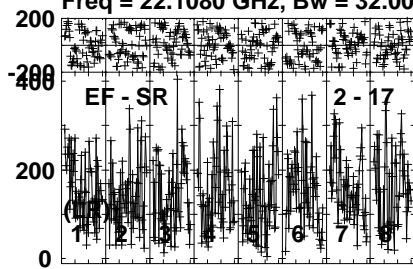


Lower frame: Micro Ampl Jy Top frame: Phas deg  
Vector averaged cross-power spectrum Several baselines displayed  
Timerange: 00/13:23:11 to 00/13:24:39

Plot file version 164 created 18-MAY-2021 12:29:35

NGC1068 EY036B.UVDATA.1

Freq = 22.1080 GHz, Bw = 32.000 MH No calibration applied and no bandpass applied



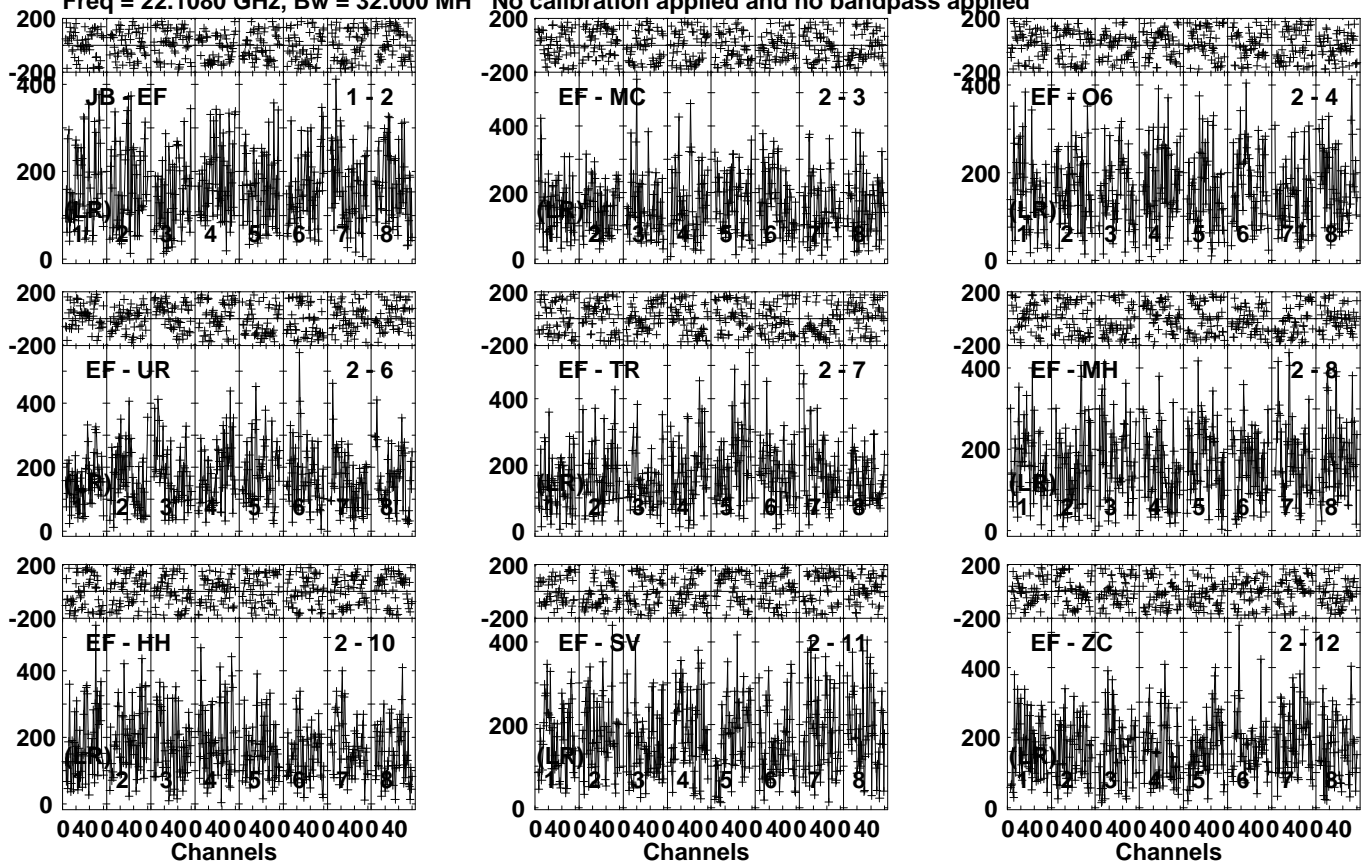
Lower frame: Micro Ampl Jy Top frame: Phas deg  
Vector averaged cross-power spectrum Several baselines displayed  
Timerange: 00/13:23:11 to 00/13:24:39

Plot file version 165 created 18-MAY-2021 12:29:35

J0243+0121 EY036B.UVDATA.1

Freq = 22.1080 GHz, Bw = 32.000 MH

No calibration applied and no bandpass applied

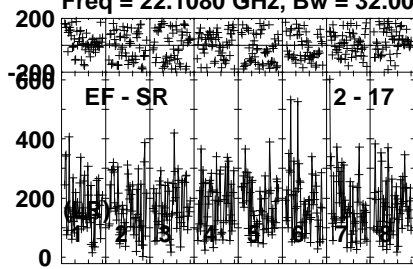


Lower frame: Micro Ampl Jy Top frame: Phas deg  
Vector averaged cross-power spectrum Several baselines displayed  
Timerange: 00/13:24:41 to 00/13:26:09

Plot file version 166 created 18-MAY-2021 12:29:35

J0243+0121 EY036B.UVDATA.1

Freq = 22.1080 GHz, Bw = 32.000 MH No calibration applied and no bandpass applied



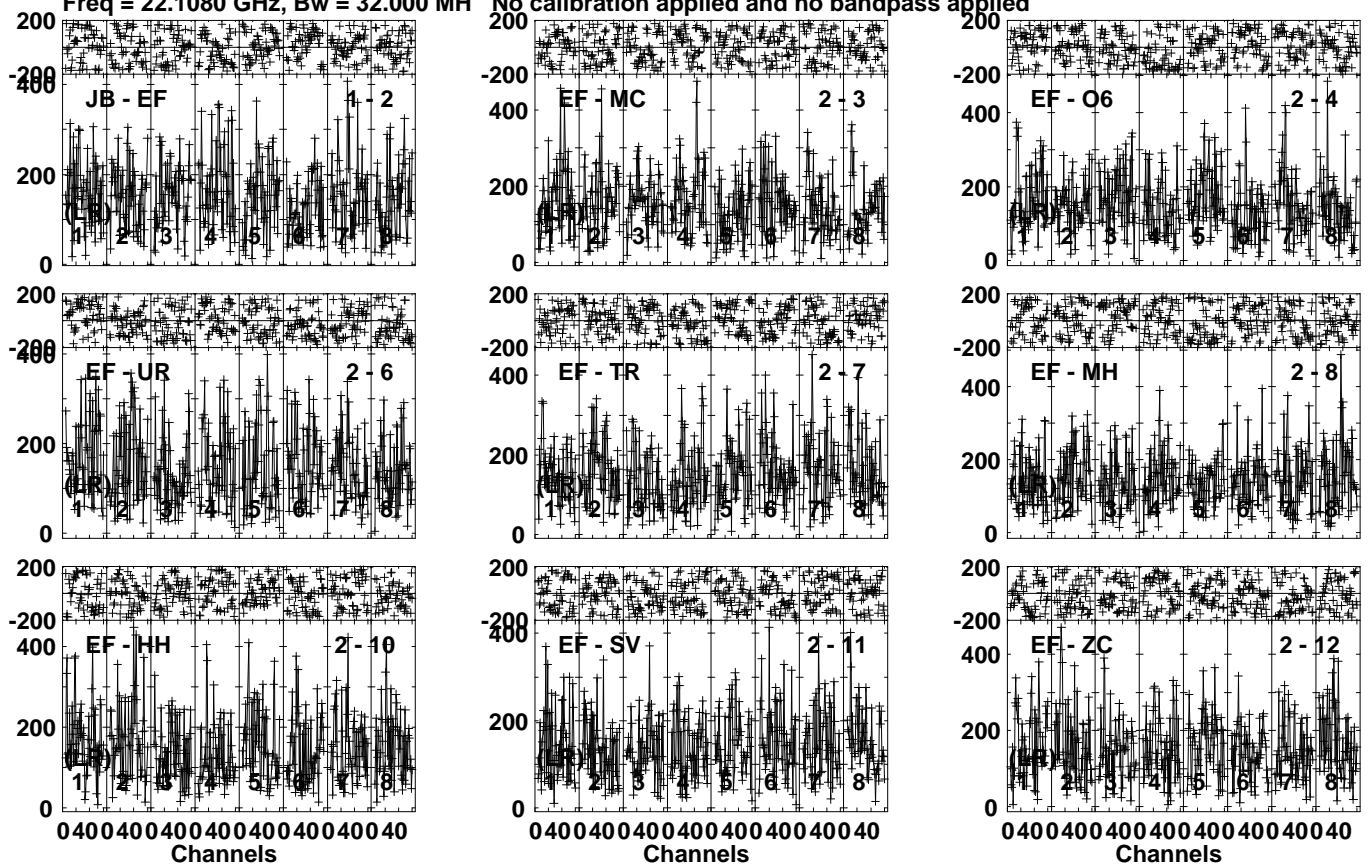
Lower frame: Micro Ampl Jy Top frame: Phas deg  
Vector averaged cross-power spectrum Several baselines displayed  
Timerange: 00/13:24:41 to 00/13:26:09

Plot file version 167 created 18-MAY-2021 12:29:35

NGC1068 EY036B.UVDATA.1

Freq = 22.1080 GHz, Bw = 32.000 MH

No calibration applied and no bandpass applied

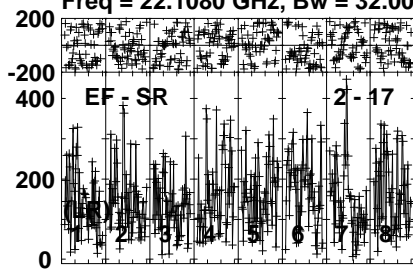


Lower frame: Micro Ampl Jy Top frame: Phas deg  
Vector averaged cross-power spectrum Several baselines displayed  
Timerange: 00/13:26:11 to 00/13:27:39

Plot file version 168 created 18-MAY-2021 12:29:35

NGC1068 EY036B.UVDATA.1

Freq = 22.1080 GHz, Bw = 32.000 MH No calibration applied and no bandpass applied



Lower frame: Micro Ampl Jy Top frame: Phas deg

Vector averaged cross-power spectrum Several baselines displayed

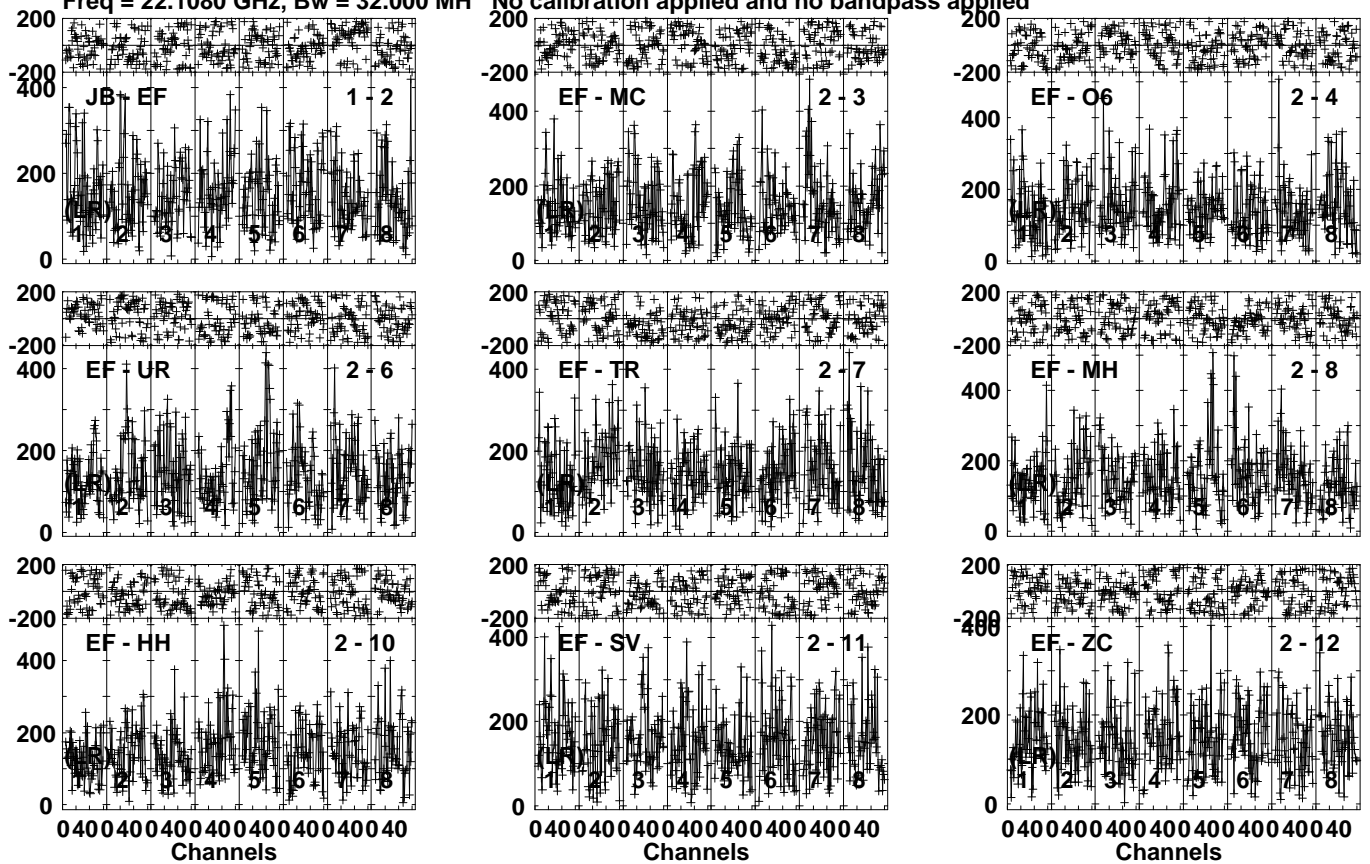
Timerange: 00/13:26:11 to 00/13:27:39

Plot file version 169 created 18-MAY-2021 12:29:35

J0243+0121 EY036B.UVDATA.1

Freq = 22.1080 GHz, Bw = 32.000 MH

No calibration applied and no bandpass applied

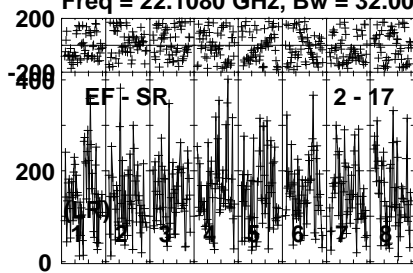


Lower frame: Micro Ampl Jy Top frame: Phas deg  
Vector averaged cross-power spectrum Several baselines displayed  
Timerange: 00/13:28:21 to 00/13:29:19

Plot file version 170 created 18-MAY-2021 12:29:35

J0243+0121 EY036B.UVDATA.1

Freq = 22.1080 GHz, Bw = 32.000 MH No calibration applied and no bandpass applied



Lower frame: Micro Ampl Jy Top frame: Phas deg  
Vector averaged cross-power spectrum Several baselines displayed  
Timerange: 00/13:28:21 to 00/13:29:19

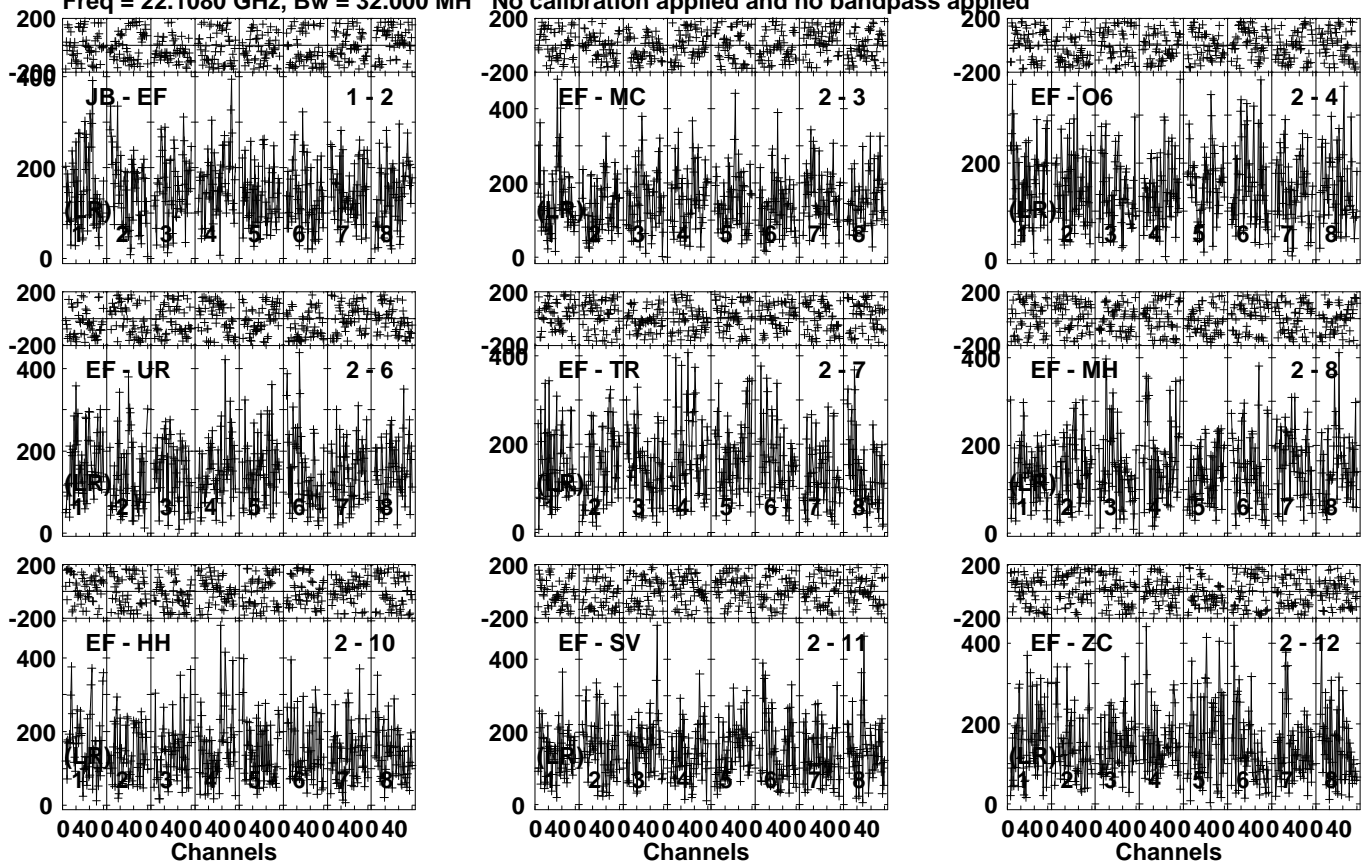


Plot file version 171 created 18-MAY-2021 12:29:35

NGC1068 EY036B.UVDATA.1

Freq = 22.1080 GHz, Bw = 32.000 MH

No calibration applied and no bandpass applied

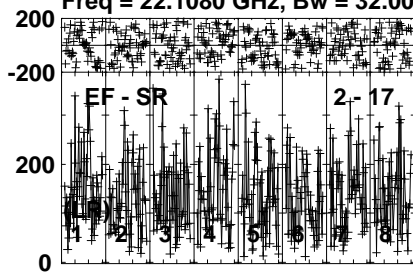


Lower frame: Micro Ampl Jy Top frame: Phas deg  
Vector averaged cross-power spectrum Several baselines displayed  
Timerange: 00/13:29:21 to 00/13:30:49

Plot file version 172 created 18-MAY-2021 12:29:36

NGC1068 EY036B.UVDATA.1

Freq = 22.1080 GHz, Bw = 32.000 MH No calibration applied and no bandpass applied



Lower frame: Micro Ampl Jy Top frame: Phas deg

Vector averaged cross-power spectrum Several baselines displayed

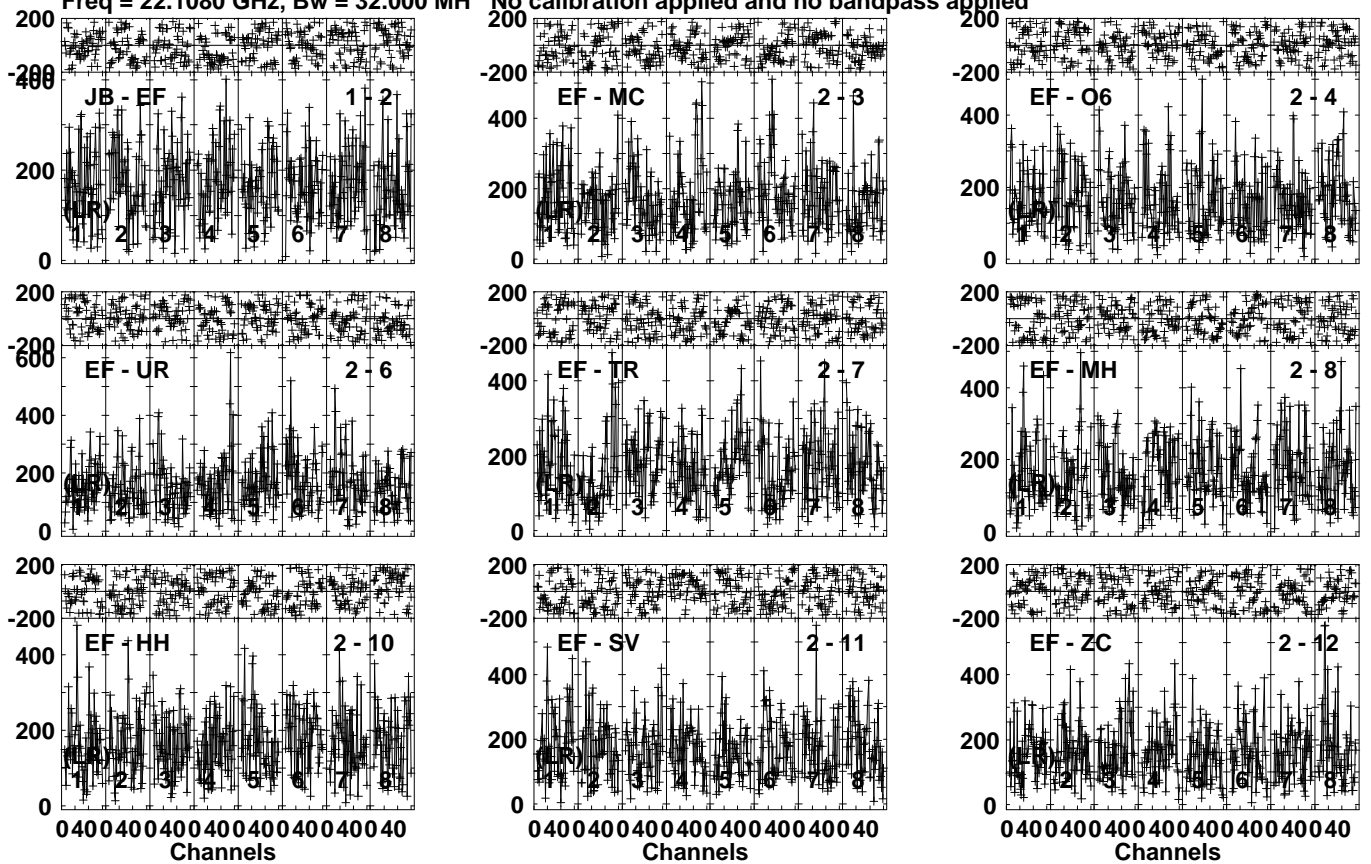
Timerange: 00/13:29:21 to 00/13:30:49

Plot file version 173 created 18-MAY-2021 12:29:36

J0243+0121 EY036B.UVDATA.1

Freq = 22.1080 GHz, Bw = 32.000 MH

No calibration applied and no bandpass applied

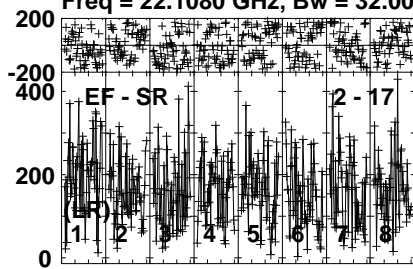


Lower frame: Micro Ampl Jy Top frame: Phas deg  
Vector averaged cross-power spectrum Several baselines displayed  
Timerange: 00/13:30:51 to 00/13:32:19

Plot file version 174 created 18-MAY-2021 12:29:36

J0243+0121 EY036B.UVDATA.1

Freq = 22.1080 GHz, Bw = 32.000 MH No calibration applied and no bandpass applied



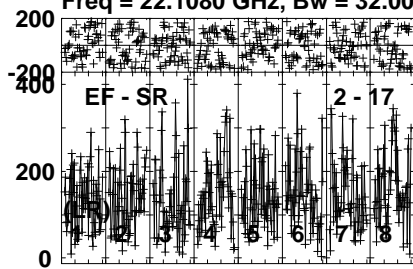
Lower frame: Micro Ampl Jy Top frame: Phas deg  
Vector averaged cross-power spectrum Several baselines displayed  
Timerange: 00/13:30:51 to 00/13:32:19



Plot file version 176 created 18-MAY-2021 12:29:36

NGC1068 EY036B.UVDATA.1

Freq = 22.1080 GHz, Bw = 32.000 MH No calibration applied and no bandpass applied



Lower frame: Micro Ampl Jy Top frame: Phas deg

Vector averaged cross-power spectrum Several baselines displayed

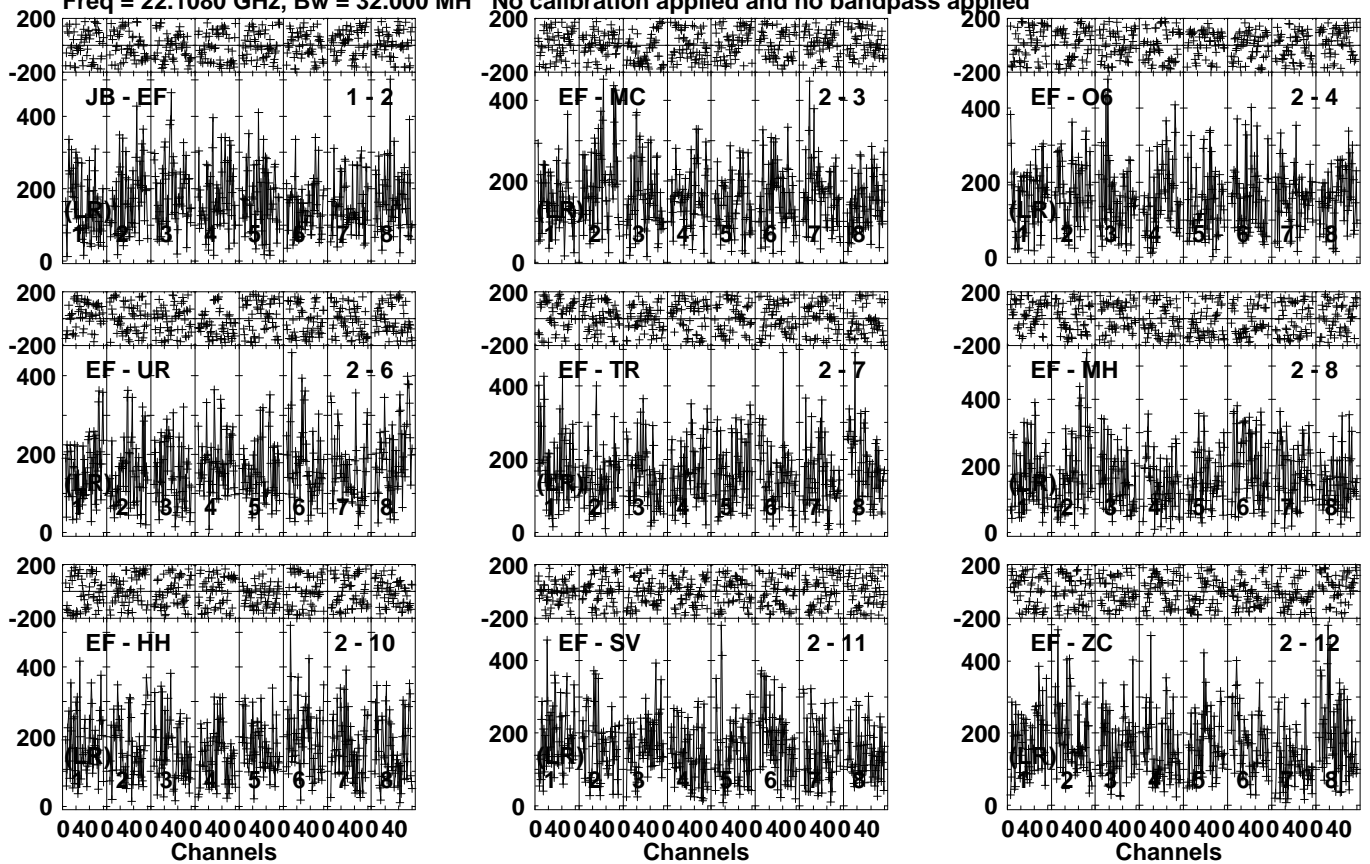
Timerange: 00/13:32:21 to 00/13:33:49

Plot file version 177 created 18-MAY-2021 12:29:36

J0243+0121 EY036B.UVDATA.1

Freq = 22.1080 GHz, Bw = 32.000 MH

No calibration applied and no bandpass applied

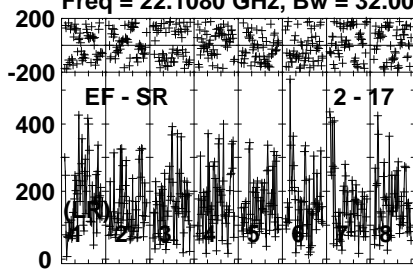


Lower frame: Micro Ampl Jy Top frame: Phas deg  
Vector averaged cross-power spectrum Several baselines displayed  
Timerange: 00/13:33:51 to 00/13:35:19

Plot file version 178 created 18-MAY-2021 12:29:37

J0243+0121 EY036B.UVDATA.1

Freq = 22.1080 GHz, Bw = 32.000 MH No calibration applied and no bandpass applied



Lower frame: Micro Ampl Jy Top frame: Phas deg  
Vector averaged cross-power spectrum Several baselines displayed  
Timerange: 00/13:33:51 to 00/13:35:19

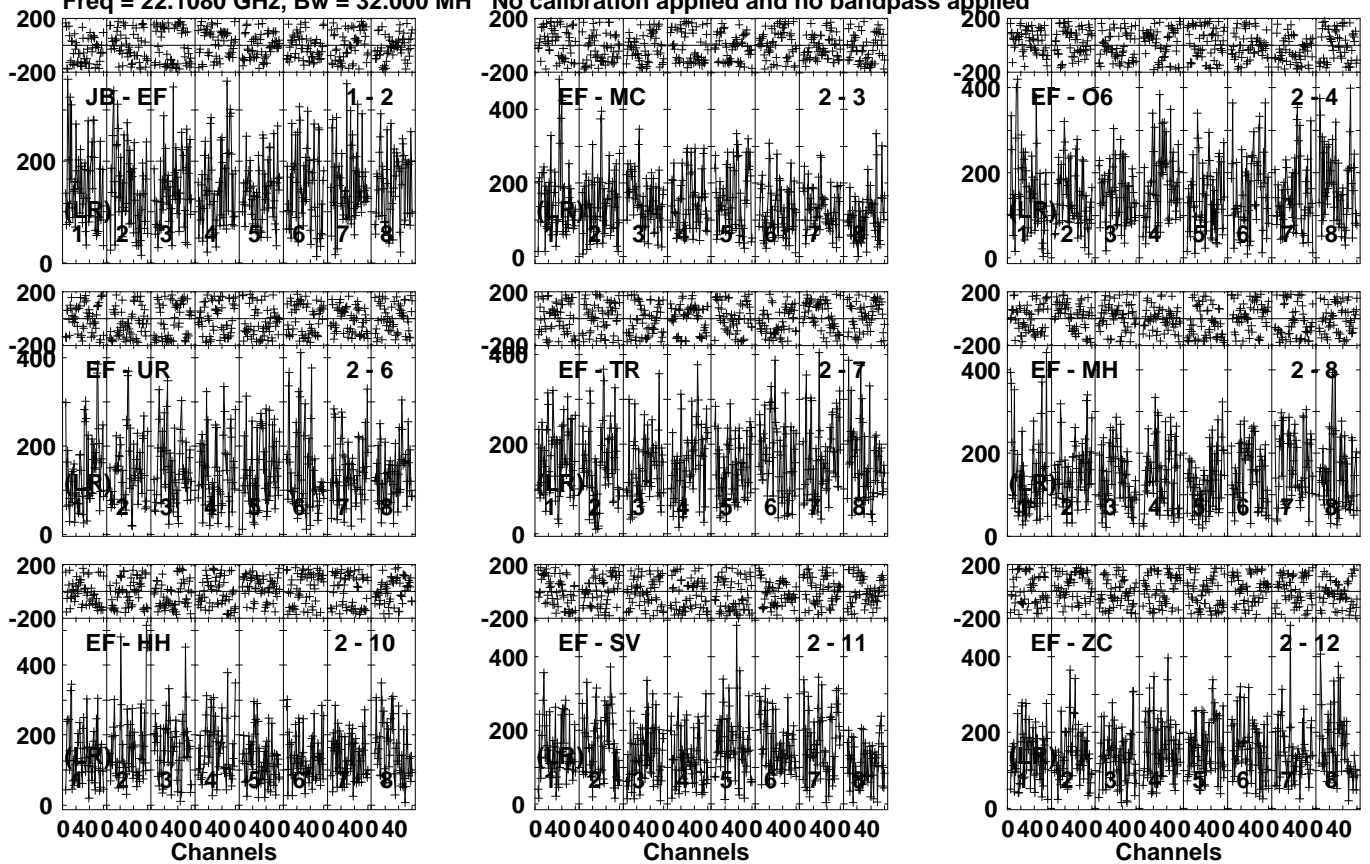


Plot file version 179 created 18-MAY-2021 12:29:37

NGC1068 EY036B.UVDATA.1

Freq = 22.1080 GHz, Bw = 32.000 MH

No calibration applied and no bandpass applied

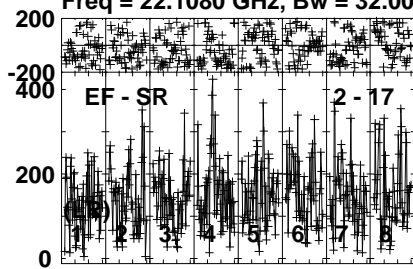


Lower frame: Micro Ampl Jy Top frame: Phas deg  
Vector averaged cross-power spectrum Several baselines displayed  
Timerange: 00/13:35:21 to 00/13:36:49

Plot file version 180 created 18-MAY-2021 12:29:37

NGC1068 EY036B.UVDATA.1

Freq = 22.1080 GHz, Bw = 32.000 MH No calibration applied and no bandpass applied



Lower frame: Micro Ampl Jy Top frame: Phas deg

Vector averaged cross-power spectrum Several baselines displayed

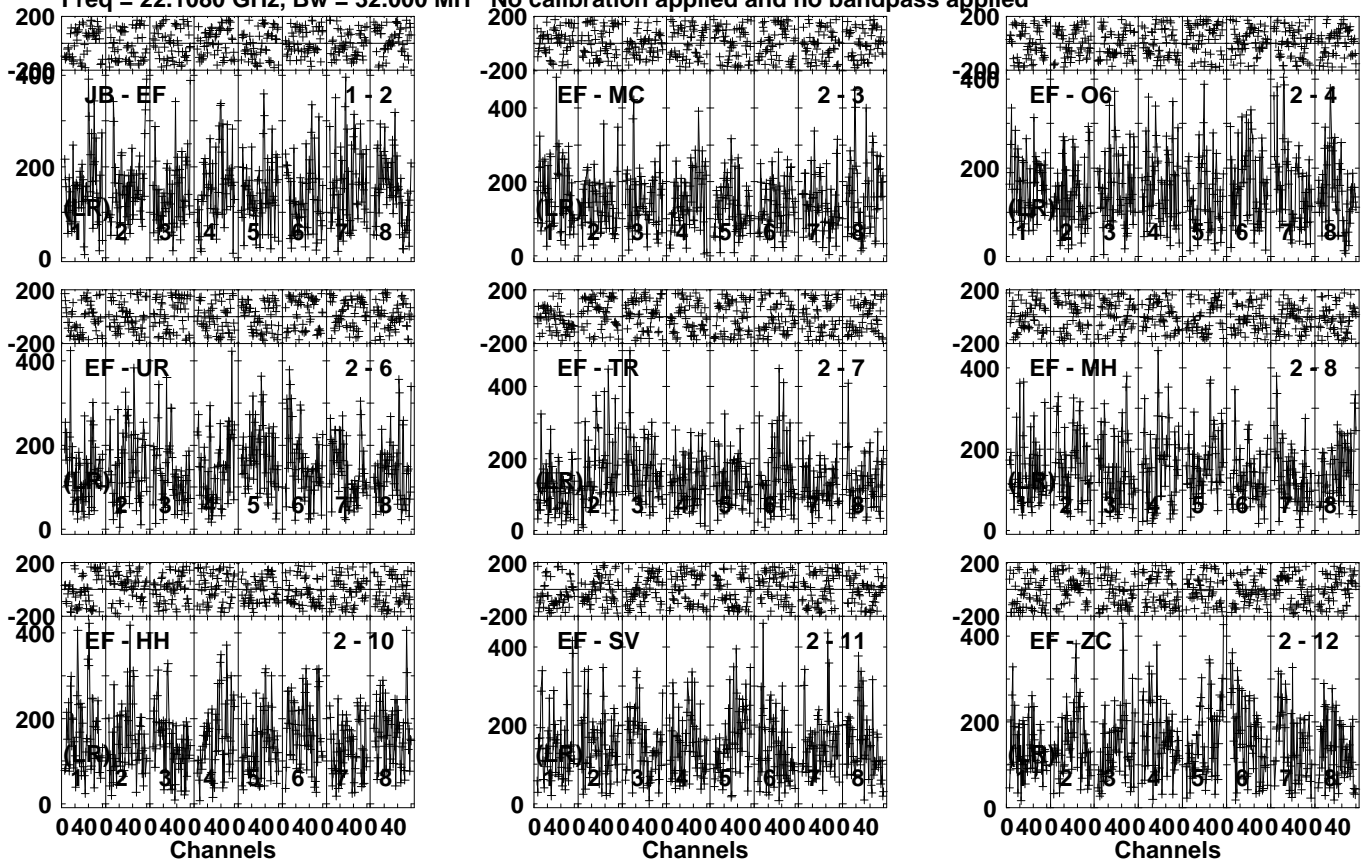
Timerange: 00/13:35:21 to 00/13:36:49

Plot file version 181 created 18-MAY-2021 12:29:37

J0243+0121 EY036B.UVDATA.1

Freq = 22.1080 GHz, Bw = 32.000 MH

No calibration applied and no bandpass applied

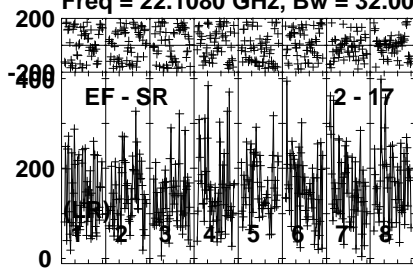


Lower frame: Micro Ampl Jy Top frame: Phas deg  
Vector averaged cross-power spectrum Several baselines displayed  
Timerange: 00/13:37:31 to 00/13:38:29

Plot file version 182 created 18-MAY-2021 12:29:37

J0243+0121 EY036B.UVDATA.1

Freq = 22.1080 GHz, Bw = 32.000 MH No calibration applied and no bandpass applied



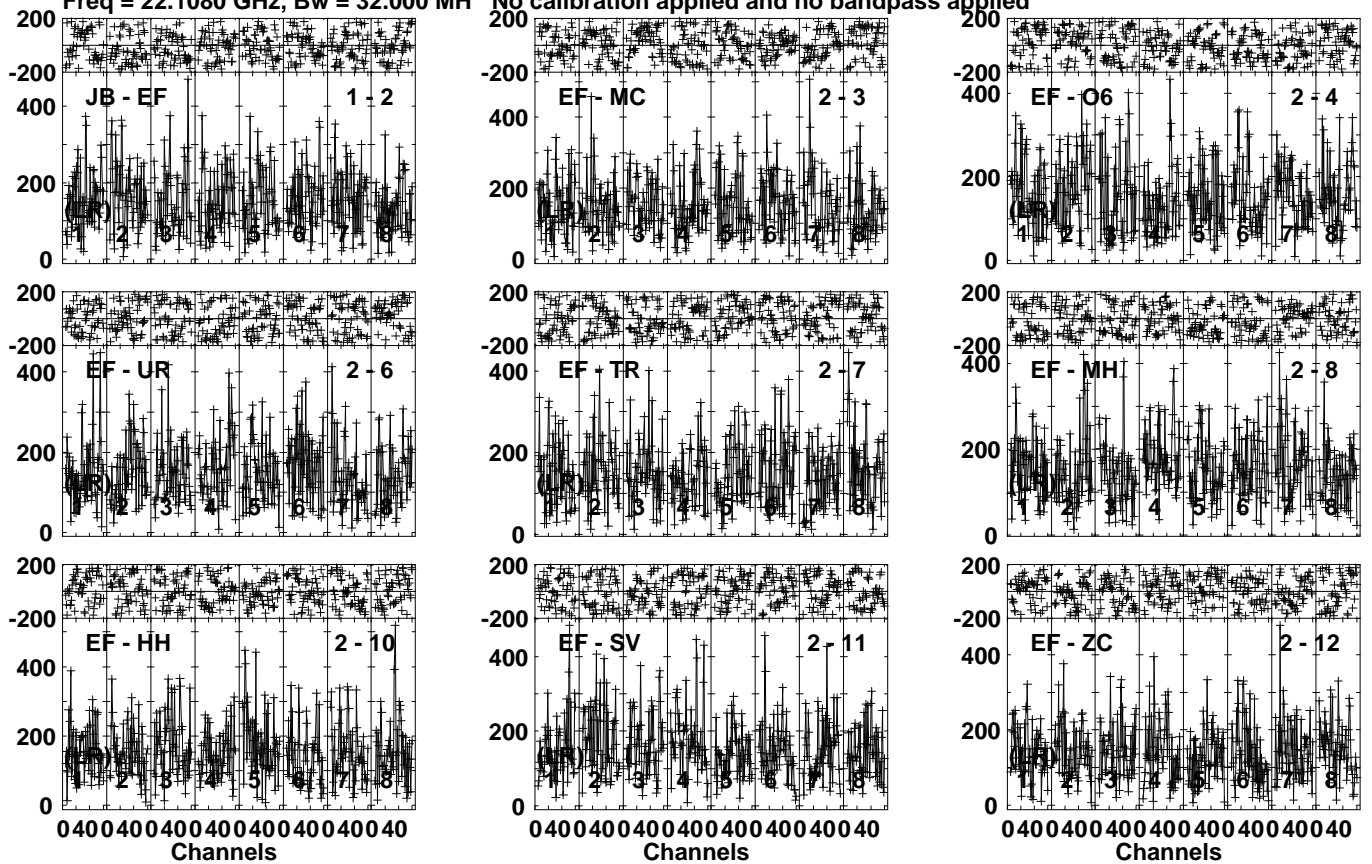
Lower frame: Micro Ampl Jy Top frame: Phas deg  
Vector averaged cross-power spectrum Several baselines displayed  
Timerange: 00/13:37:31 to 00/13:38:29

Plot file version 183 created 18-MAY-2021 12:29:37

NGC1068 EY036B.UVDATA.1

Freq = 22.1080 GHz, Bw = 32.000 MH

No calibration applied and no bandpass applied

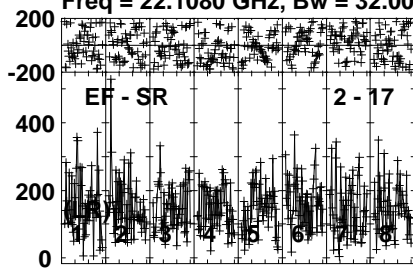


Lower frame: Micro Ampl Jy Top frame: Phas deg  
Vector averaged cross-power spectrum Several baselines displayed  
Timerange: 00/13:38:31 to 00/13:39:59

Plot file version 184 created 18-MAY-2021 12:29:37

NGC1068 EY036B.UVDATA.1

Freq = 22.1080 GHz, Bw = 32.000 MH No calibration applied and no bandpass applied



Lower frame: Micro Ampl Jy Top frame: Phas deg

Vector averaged cross-power spectrum Several baselines displayed

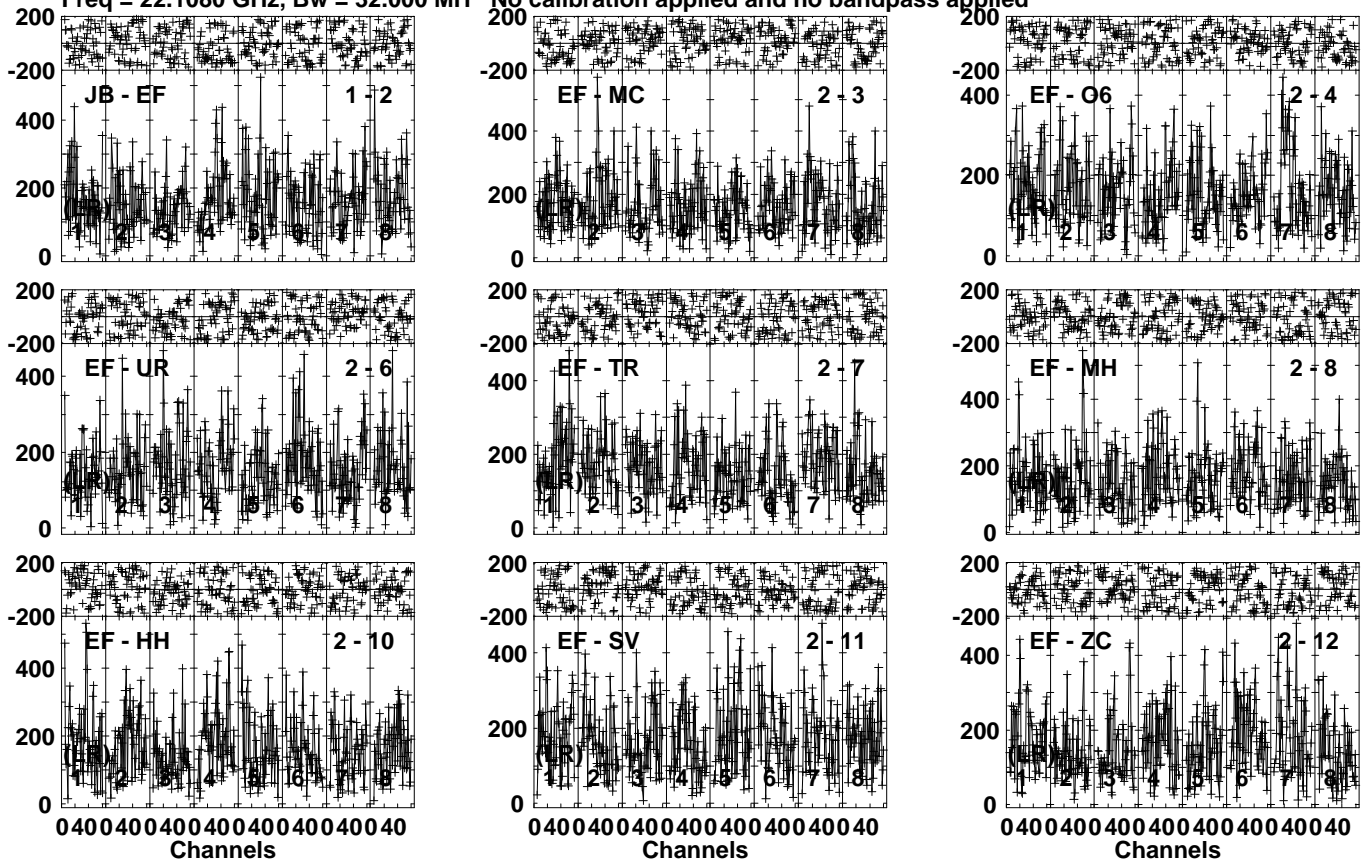
Timerange: 00/13:38:31 to 00/13:39:59

Plot file version 185 created 18-MAY-2021 12:29:37

J0243+0121 EY036B.UVDATA.1

Freq = 22.1080 GHz, Bw = 32.000 MH

No calibration applied and no bandpass applied

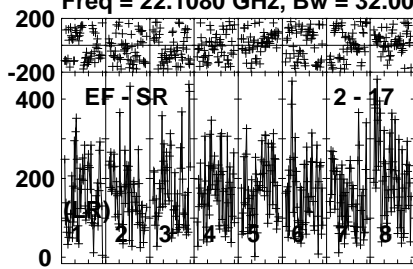


Lower frame: Micro Ampl Jy Top frame: Phas deg  
Vector averaged cross-power spectrum Several baselines displayed  
Timerange: 00/13:40:01 to 00/13:41:29

Plot file version 186 created 18-MAY-2021 12:29:38

J0243+0121 EY036B.UVDATA.1

Freq = 22.1080 GHz, Bw = 32.000 MH No calibration applied and no bandpass applied



Lower frame: Micro Ampl Jy Top frame: Phas deg  
Vector averaged cross-power spectrum Several baselines displayed  
Timerange: 00/13:40:01 to 00/13:41:29

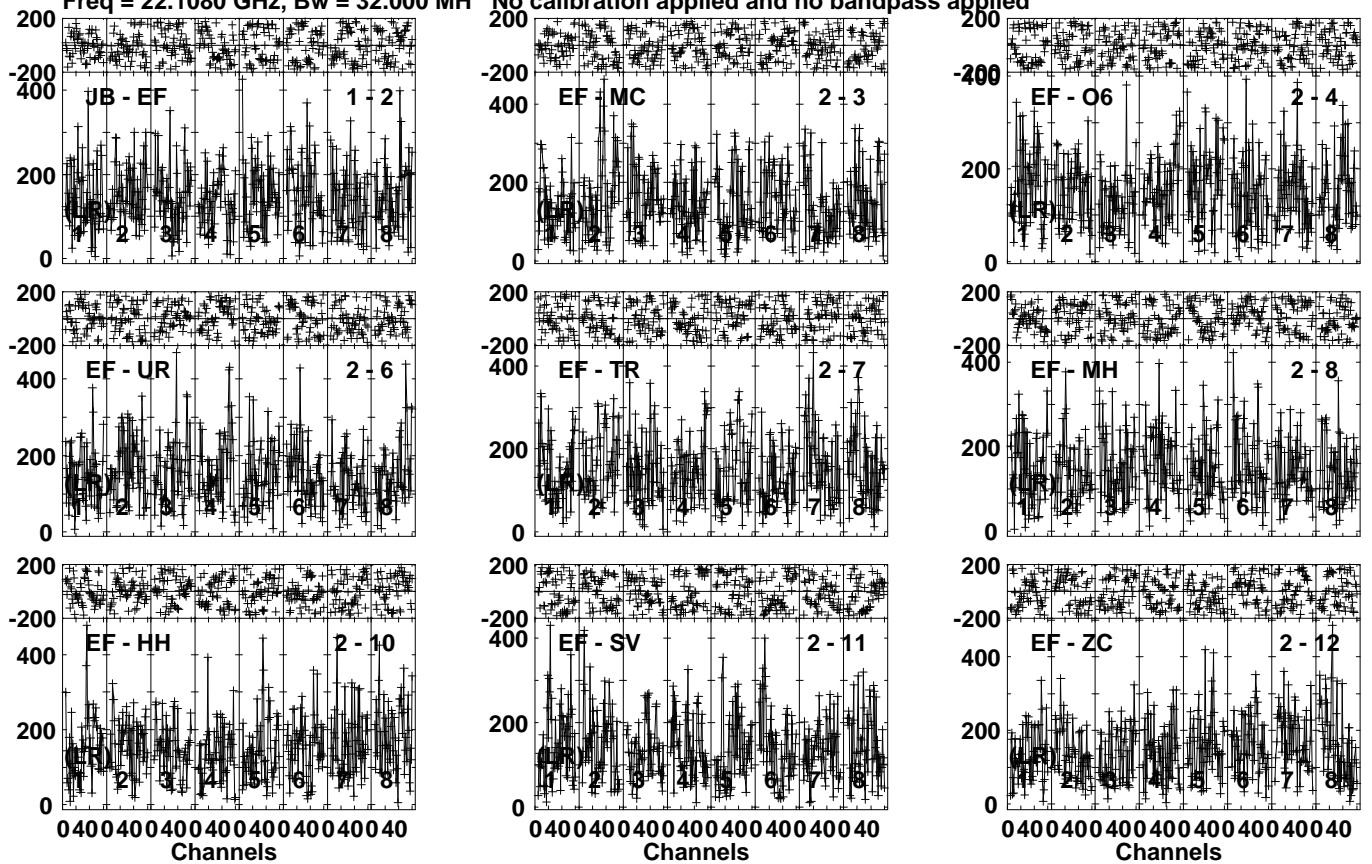


Plot file version 187 created 18-MAY-2021 12:29:38

NGC1068 EY036B.UVDATA.1

Freq = 22.1080 GHz, Bw = 32.000 MH

No calibration applied and no bandpass applied

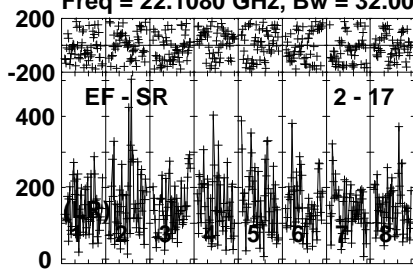


Lower frame: Micro Ampl Jy Top frame: Phas deg  
Vector averaged cross-power spectrum Several baselines displayed  
Timerange: 00/13:41:31 to 00/13:42:59

Plot file version 188 created 18-MAY-2021 12:29:38

NGC1068 EY036B.UVDATA.1

Freq = 22.1080 GHz, Bw = 32.000 MH No calibration applied and no bandpass applied



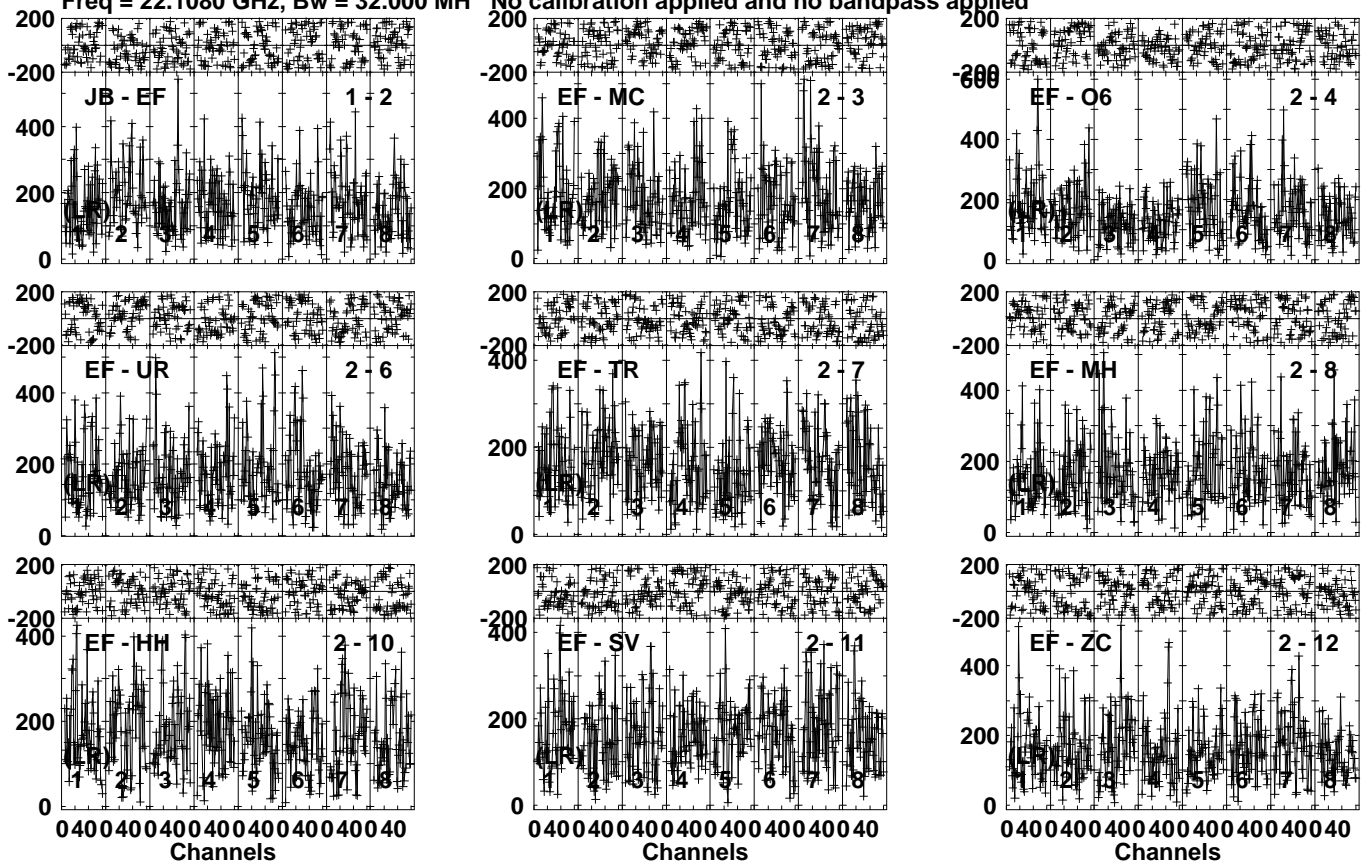
Lower frame: Micro Ampl Jy Top frame: Phas deg  
Vector averaged cross-power spectrum Several baselines displayed  
Timerange: 00/13:41:31 to 00/13:42:59

Plot file version 189 created 18-MAY-2021 12:29:38

J0243+0121 EY036B.UVDATA.1

Freq = 22.1080 GHz, Bw = 32.000 MH

No calibration applied and no bandpass applied

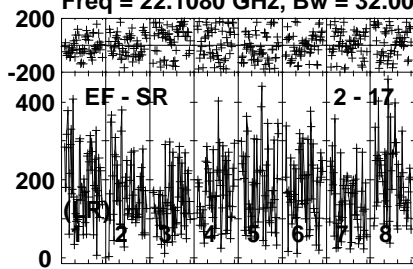


Lower frame: Micro Ampl Jy Top frame: Phas deg  
Vector averaged cross-power spectrum Several baselines displayed  
Timerange: 00/13:43:01 to 00/13:44:29

Plot file version 190 created 18-MAY-2021 12:29:38

J0243+0121 EY036B.UVDATA.1

Freq = 22.1080 GHz, Bw = 32.000 MH No calibration applied and no bandpass applied



Lower frame: Micro Ampl Jy Top frame: Phas deg

Vector averaged cross-power spectrum Several baselines displayed

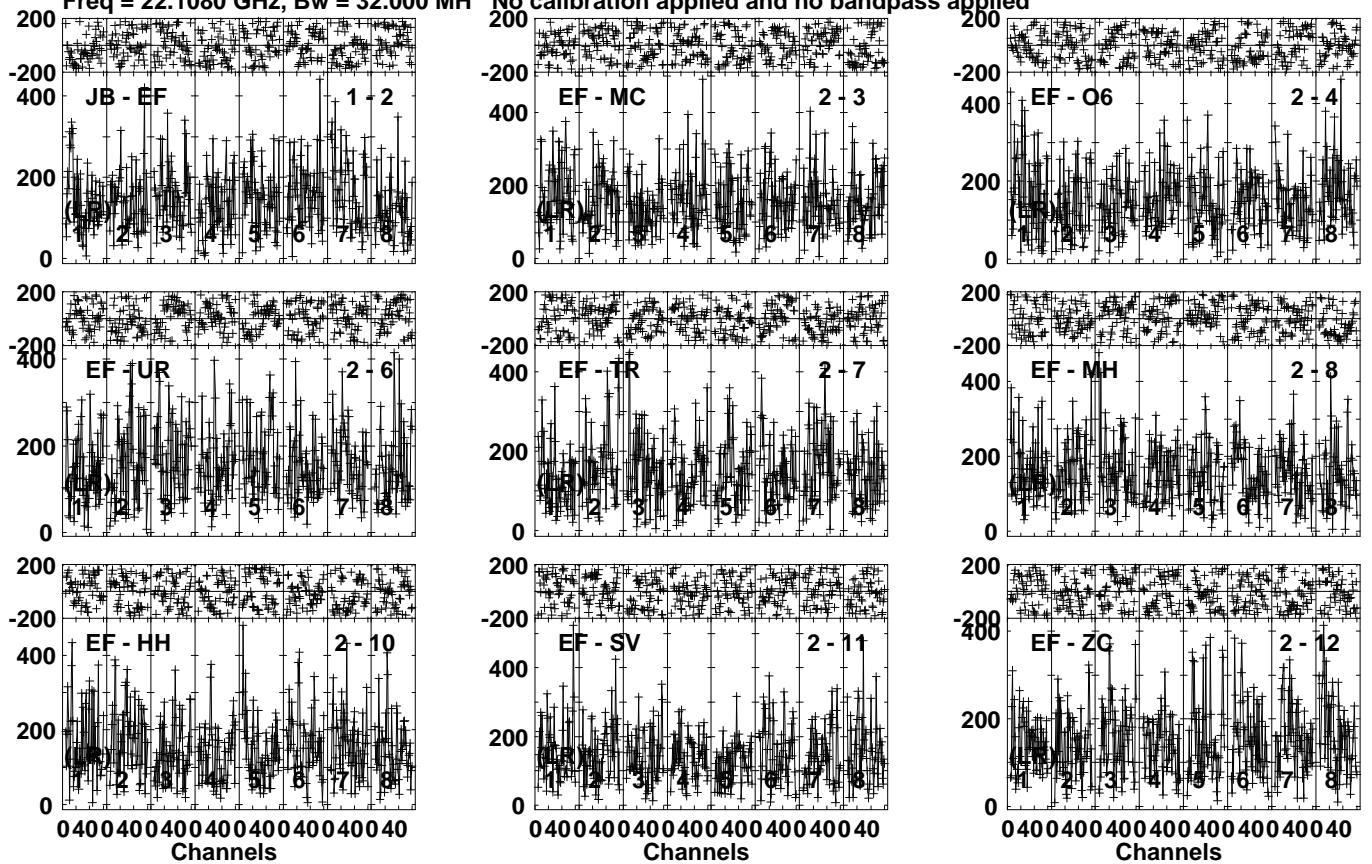
Timerange: 00/13:43:01 to 00/13:44:29

Plot file version 191 created 18-MAY-2021 12:29:38

NGC1068 EY036B.UVDATA.1

Freq = 22.1080 GHz, Bw = 32.000 MH

No calibration applied and no bandpass applied

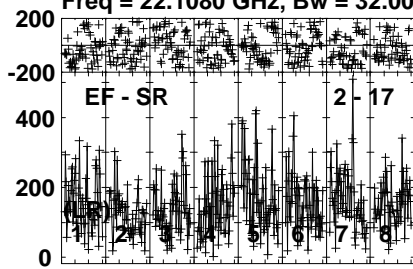


Lower frame: Micro Ampl Jy Top frame: Phas deg  
Vector averaged cross-power spectrum Several baselines displayed  
Timerange: 00/13:44:31 to 00/13:45:59

Plot file version 192 created 18-MAY-2021 12:29:38

NGC1068 EY036B.UVDATA.1

Freq = 22.1080 GHz, Bw = 32.000 MH No calibration applied and no bandpass applied



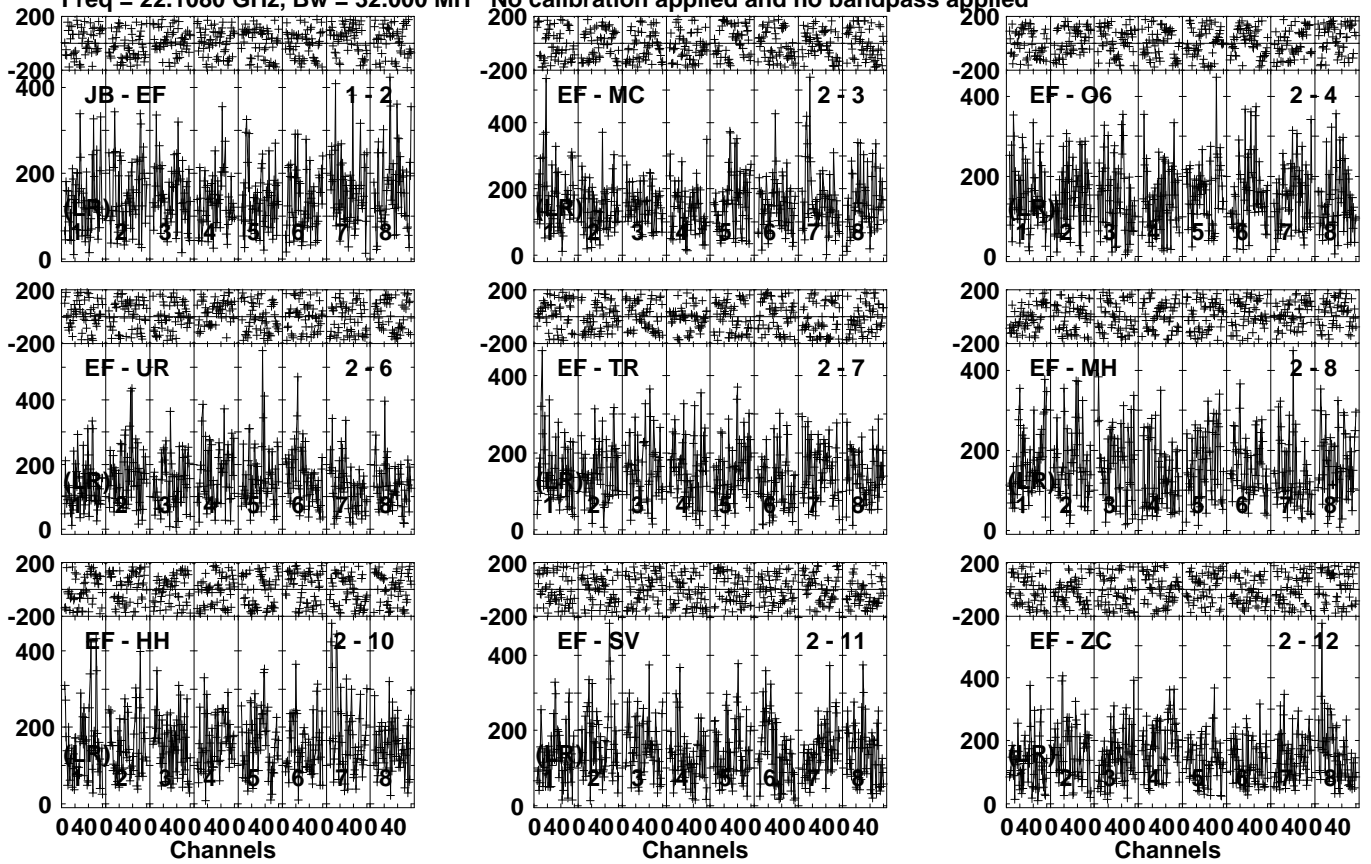
Lower frame: Micro Ampl Jy Top frame: Phas deg  
Vector averaged cross-power spectrum Several baselines displayed  
Timerange: 00/13:44:31 to 00/13:45:59

Plot file version 193 created 18-MAY-2021 12:29:38

J0243+0121 EY036B.UVDATA.1

Freq = 22.1080 GHz, Bw = 32.000 MH

No calibration applied and no bandpass applied

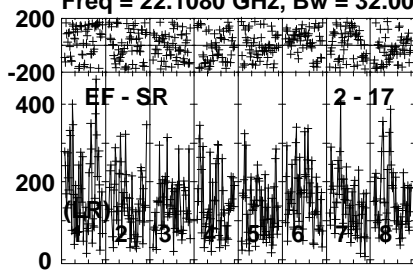


Lower frame: Micro Ampl Jy Top frame: Phas deg  
Vector averaged cross-power spectrum Several baselines displayed  
Timerange: 00/13:46:41 to 00/13:47:39

Plot file version 194 created 18-MAY-2021 12:29:39

J0243+0121 EY036B.UVDATA.1

Freq = 22.1080 GHz, Bw = 32.000 MH No calibration applied and no bandpass applied



Lower frame: Micro Ampl Jy Top frame: Phas deg  
Vector averaged cross-power spectrum Several baselines displayed  
Timerange: 00/13:46:41 to 00/13:47:39

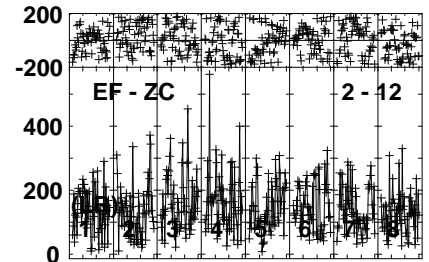
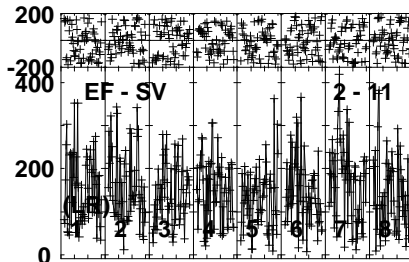
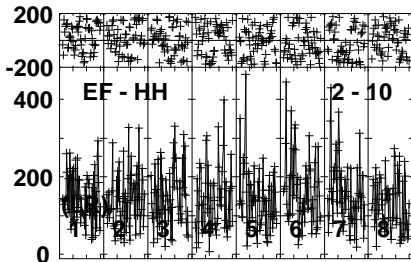
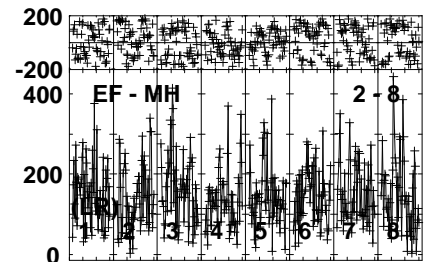
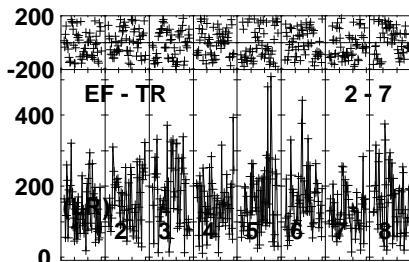
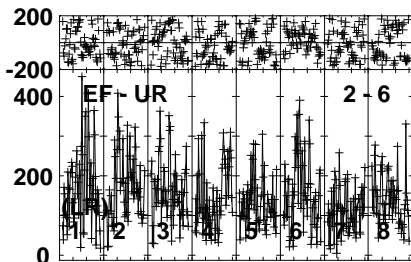
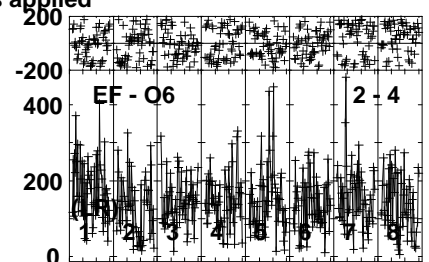
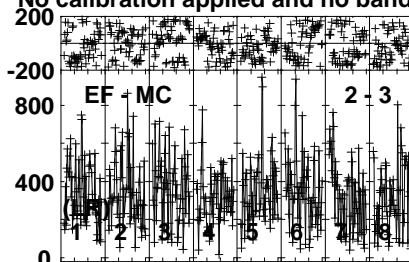
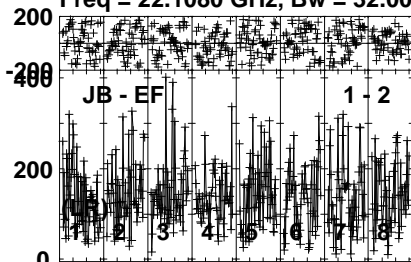


Plot file version 195 created 18-MAY-2021 12:29:39

NGC1068 EY036B.UVDATA.1

Freq = 22.1080 GHz, Bw = 32.000 MH

No calibration applied and no bandpass applied

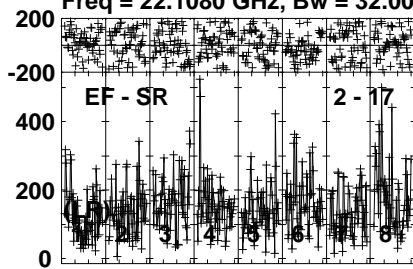


Lower frame: Micro Ampl Jy Top frame: Phas deg  
Vector averaged cross-power spectrum Several baselines displayed  
Timerange: 00/13:47:41 to 00/13:49:09

Plot file version 196 created 18-MAY-2021 12:29:39

NGC1068 EY036B.UVDATA.1

Freq = 22.1080 GHz, Bw = 32.000 MH No calibration applied and no bandpass applied



Lower frame: Micro Ampl Jy Top frame: Phas deg

Vector averaged cross-power spectrum Several baselines displayed

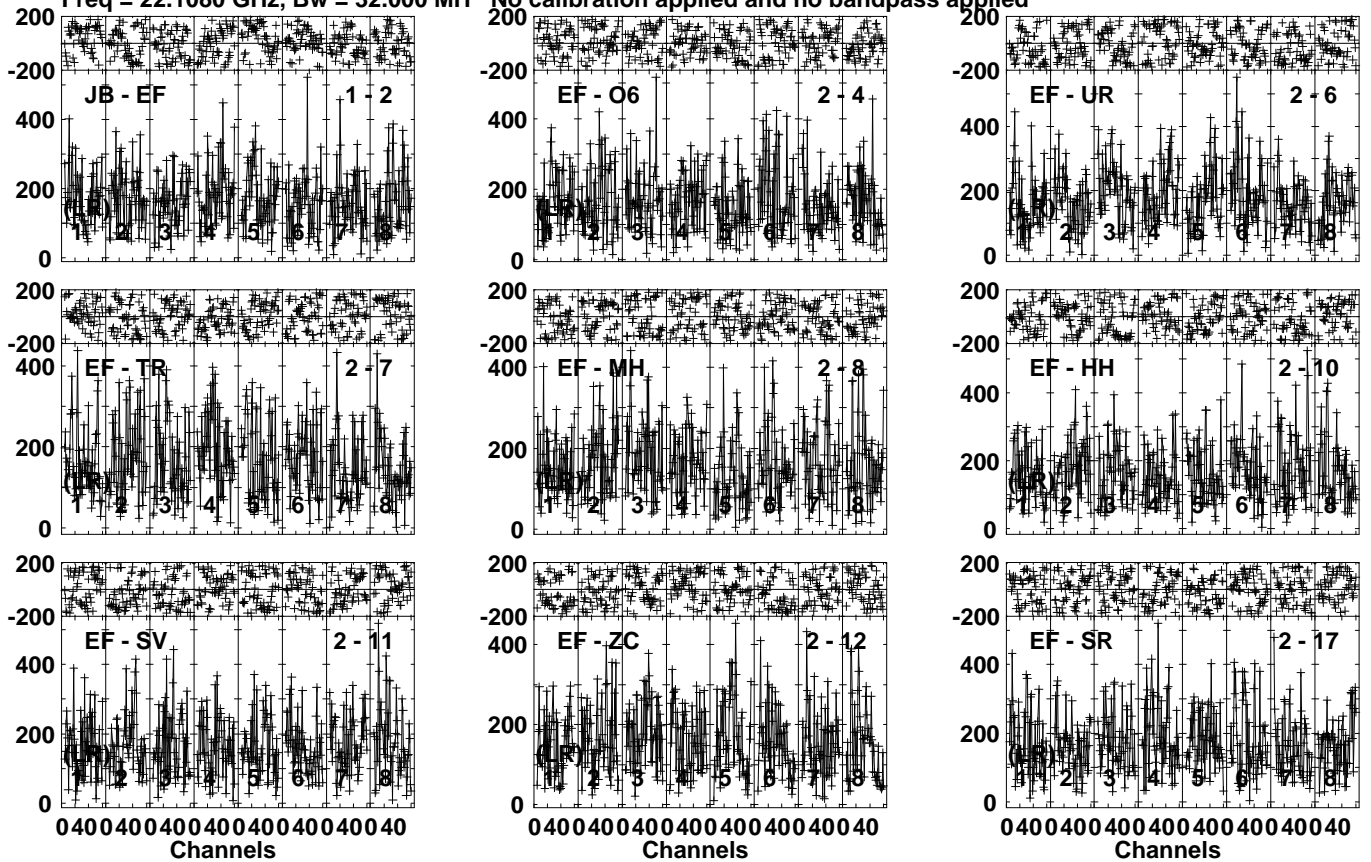
Timerange: 00/13:47:41 to 00/13:49:09

Plot file version 197 created 18-MAY-2021 12:29:39

J0243+0121 EY036B.UVDATA.1

Freq = 22.1080 GHz, Bw = 32.000 MH

No calibration applied and no bandpass applied



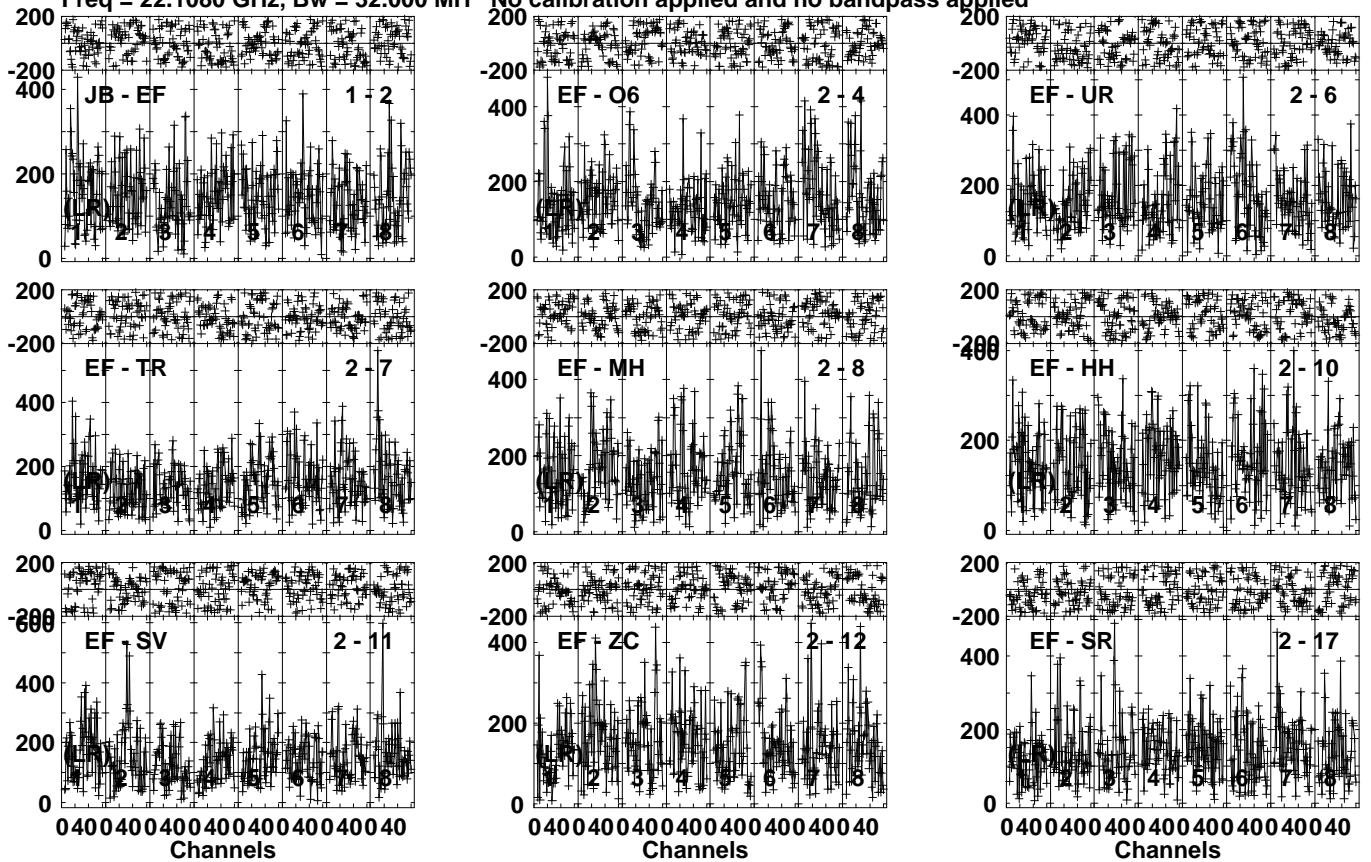
Lower frame: Micro Ampl Jy Top frame: Phas deg  
Vector averaged cross-power spectrum Several baselines displayed  
Timerange: 00/13:49:11 to 00/13:50:39

Plot file version 198 created 18-MAY-2021 12:29:39

NGC1068 EY036B.UVDATA.1

Freq = 22.1080 GHz, Bw = 32.000 MH

No calibration applied and no bandpass applied



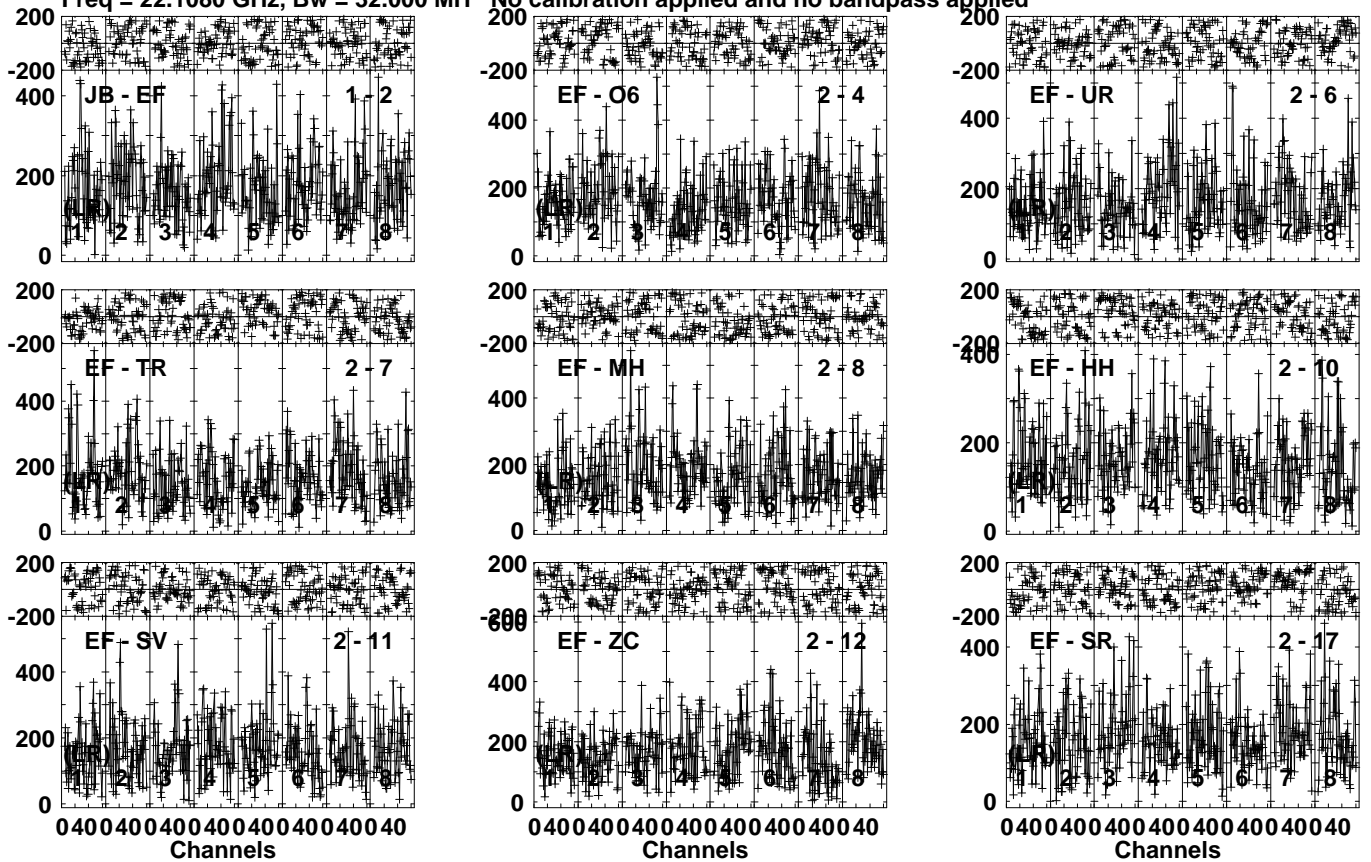
Lower frame: Micro Ampl Jy Top frame: Phas deg  
Vector averaged cross-power spectrum Several baselines displayed  
Timerange: 00/13:50:41 to 00/13:52:09

Plot file version 199 created 18-MAY-2021 12:29:39

J0243+0121 EY036B.UVDATA.1

Freq = 22.1080 GHz, Bw = 32.000 MH

No calibration applied and no bandpass applied



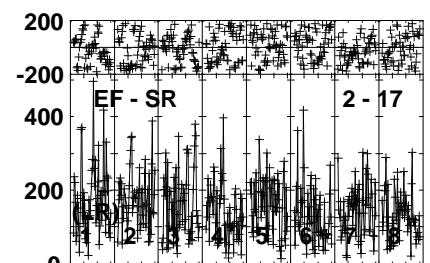
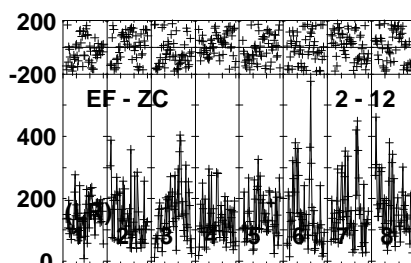
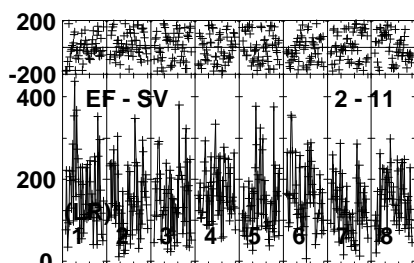
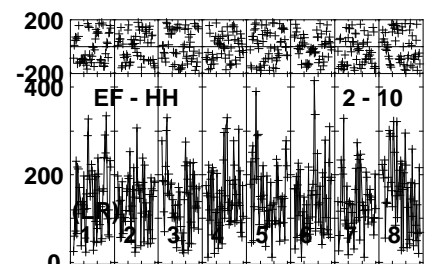
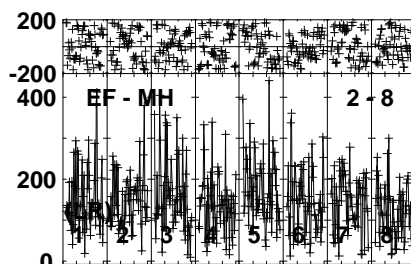
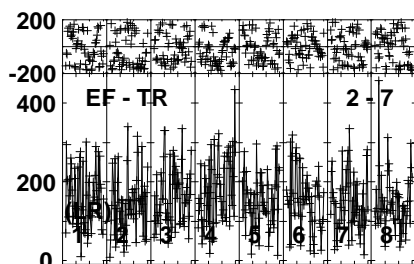
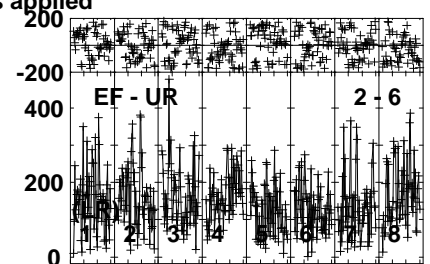
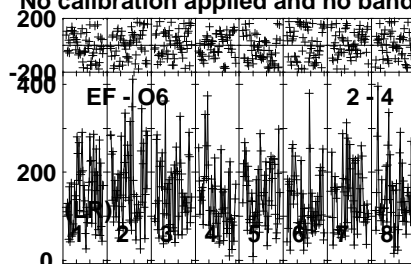
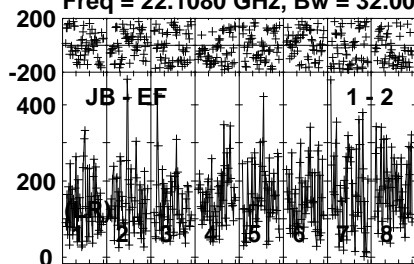
Lower frame: Micro Ampl Jy Top frame: Phas deg  
Vector averaged cross-power spectrum Several baselines displayed  
Timerange: 00/13:52:11 to 00/13:53:39

Plot file version 200 created 18-MAY-2021 12:29:40

NGC1068 EY036B.UVDATA.1

Freq = 22.1080 GHz, Bw = 32.000 MH

No calibration applied and no bandpass applied



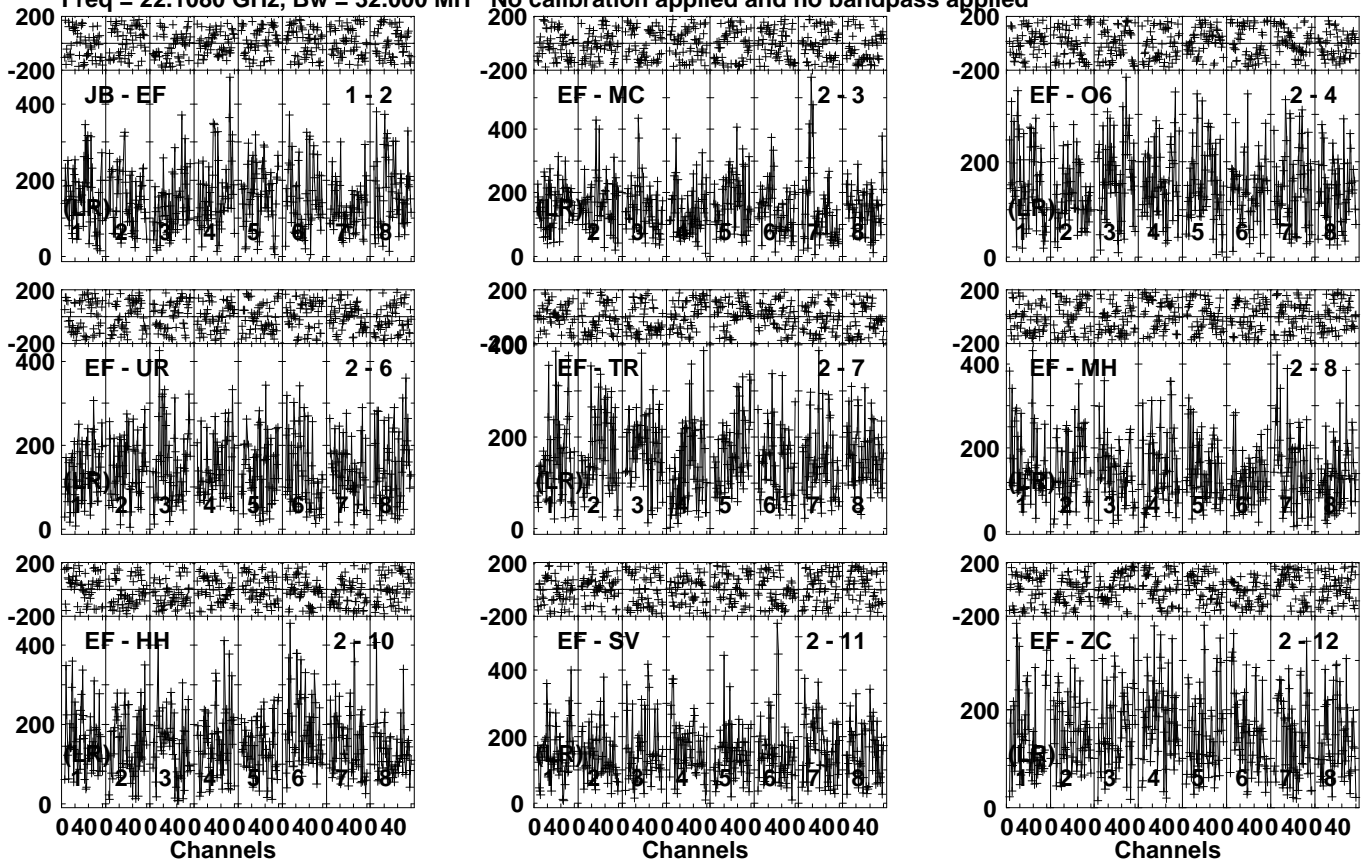
Lower frame: Micro Ampl Jy Top frame: Phas deg  
Vector averaged cross-power spectrum Several baselines displayed  
Timerange: 00/13:53:41 to 00/13:55:09

Plot file version 201 created 18-MAY-2021 12:29:40

J0243+0121 EY036B.UVDATA.1

Freq = 22.1080 GHz, Bw = 32.000 MH

No calibration applied and no bandpass applied

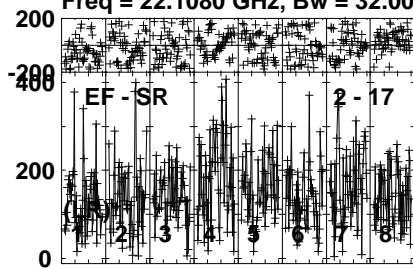


Lower frame: Micro Ampl Jy Top frame: Phas deg  
Vector averaged cross-power spectrum Several baselines displayed  
Timerange: 00/13:55:51 to 00/13:56:49

Plot file version 202 created 18-MAY-2021 12:29:40

J0243+0121 EY036B.UVDATA.1

Freq = 22.1080 GHz, Bw = 32.000 MH No calibration applied and no bandpass applied



Lower frame: Micro Ampl Jy Top frame: Phas deg

Vector averaged cross-power spectrum Several baselines displayed

Timerange: 00/13:55:51 to 00/13:56:49

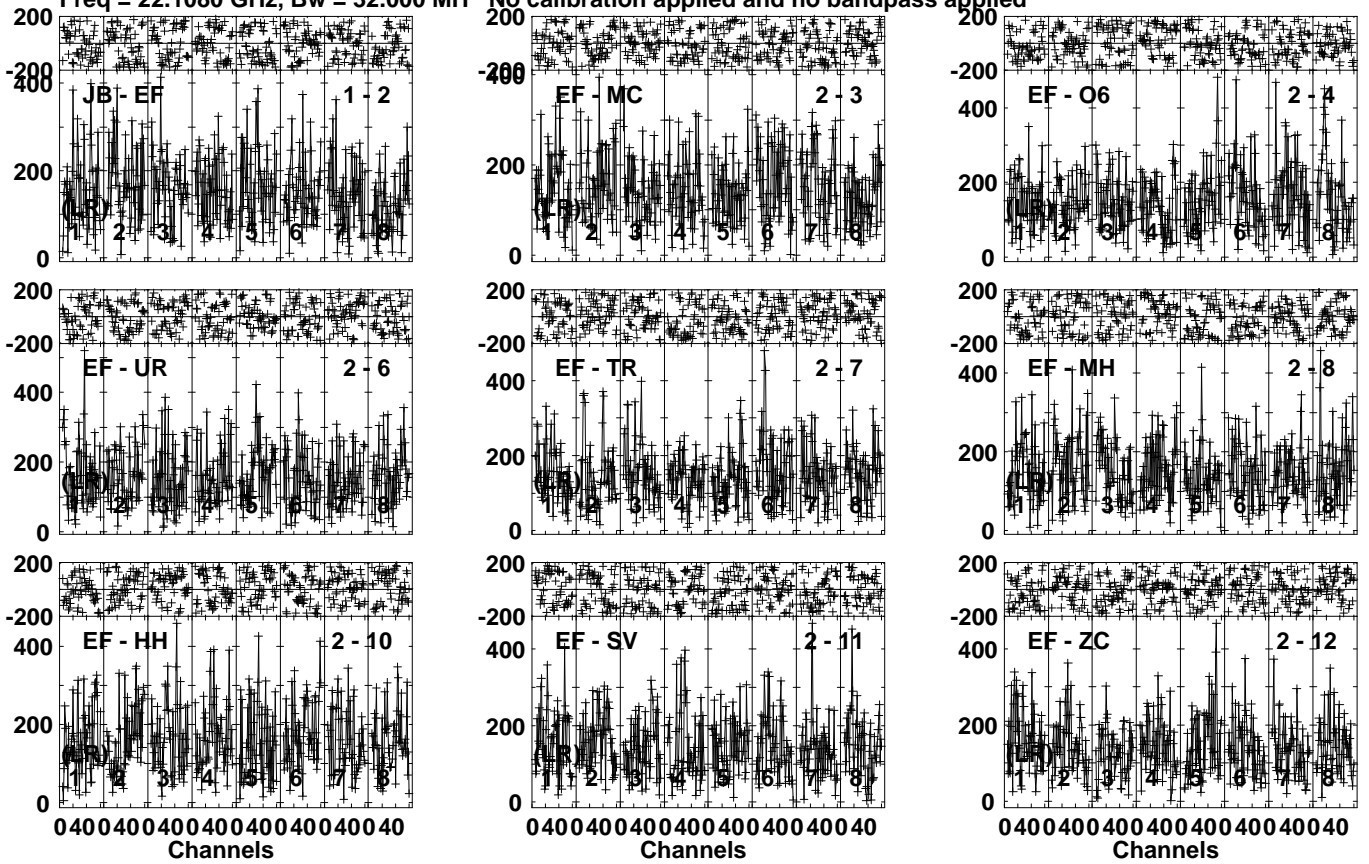


Plot file version 203 created 18-MAY-2021 12:29:40

NGC1068 EY036B.UVDATA.1

Freq = 22.1080 GHz, Bw = 32.000 MH

No calibration applied and no bandpass applied

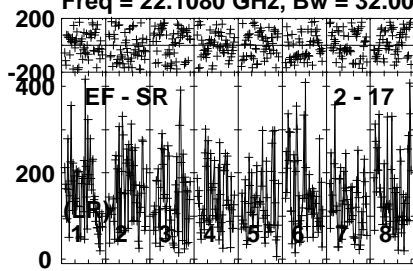


Lower frame: Micro Ampl Jy Top frame: Phas deg  
Vector averaged cross-power spectrum Several baselines displayed  
Timerange: 00/13:56:51 to 00/13:58:19

Plot file version 204 created 18-MAY-2021 12:29:40

NGC1068 EY036B.UVDATA.1

Freq = 22.1080 GHz, Bw = 32.000 MH No calibration applied and no bandpass applied



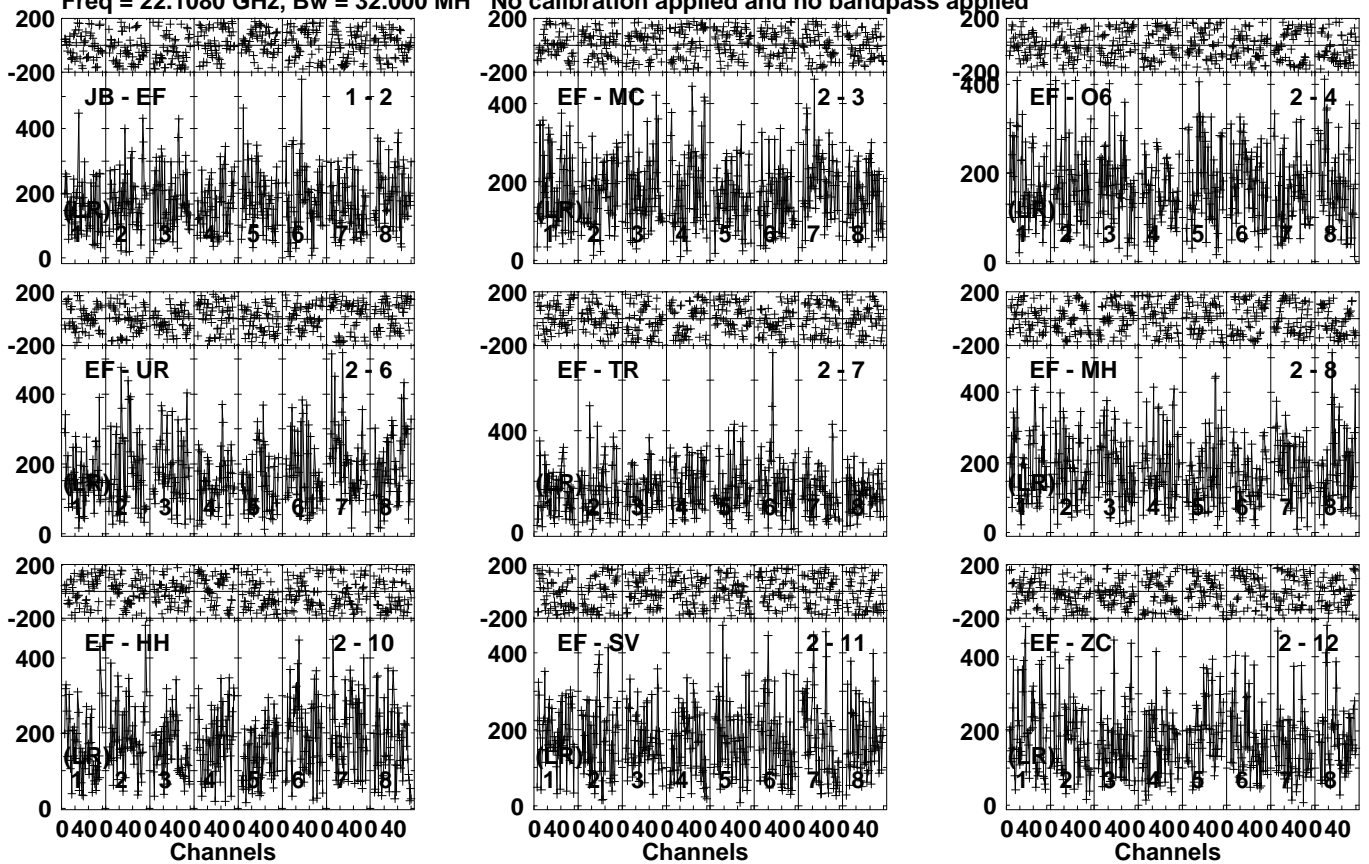
Lower frame: Micro Ampl Jy Top frame: Phas deg  
Vector averaged cross-power spectrum Several baselines displayed  
Timerange: 00/13:56:51 to 00/13:58:19

Plot file version 205 created 18-MAY-2021 12:29:40

J0243+0121 EY036B.UVDATA.1

Freq = 22.1080 GHz, Bw = 32.000 MH

No calibration applied and no bandpass applied

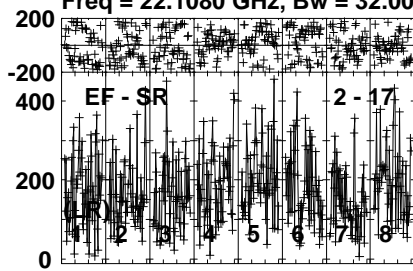


Lower frame: Micro Ampl Jy Top frame: Phas deg  
Vector averaged cross-power spectrum Several baselines displayed  
Timerange: 00/13:58:21 to 00/13:59:49

Plot file version 206 created 18-MAY-2021 12:29:41

J0243+0121 EY036B.UVDATA.1

Freq = 22.1080 GHz, Bw = 32.000 MH No calibration applied and no bandpass applied



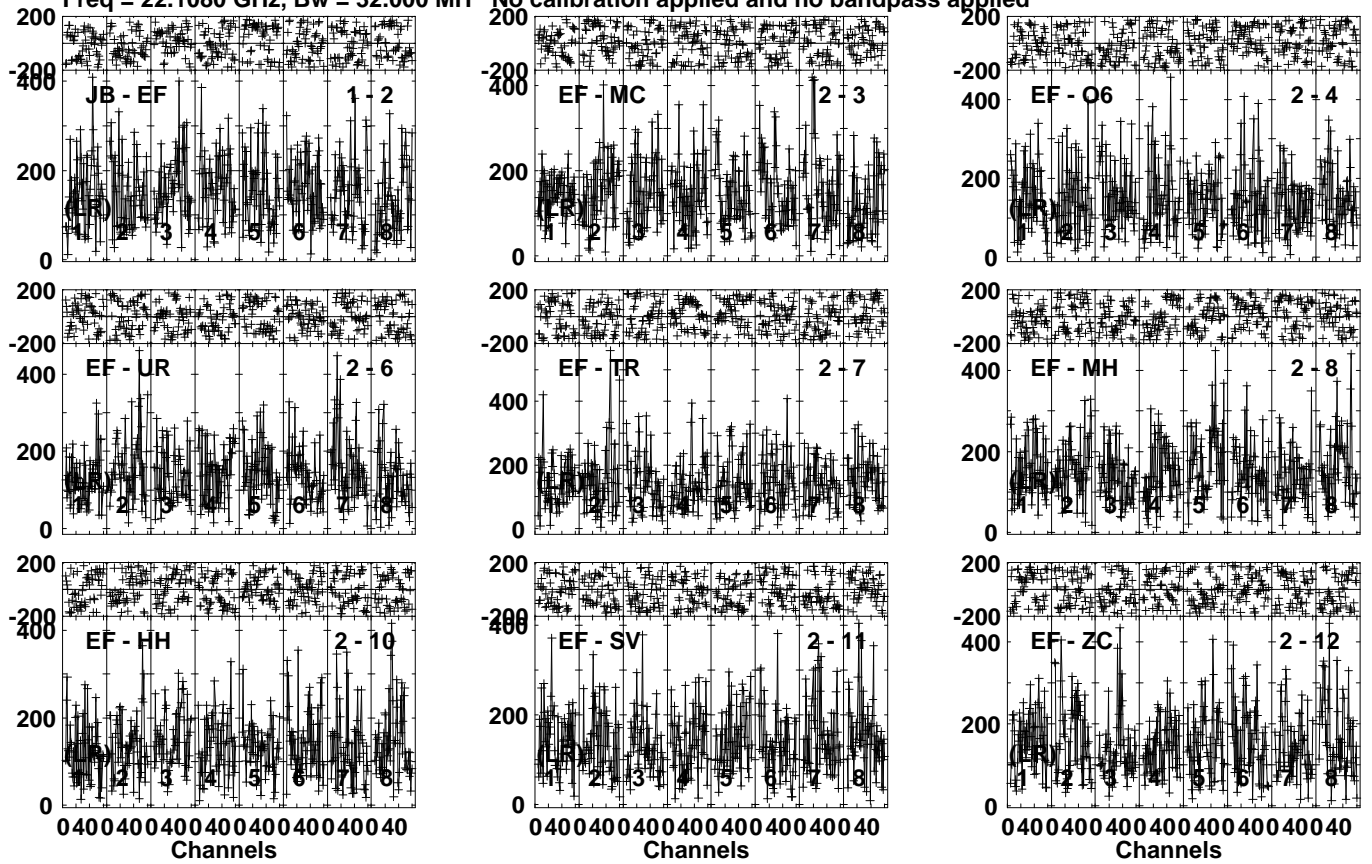
Lower frame: Micro Ampl Jy Top frame: Phas deg  
Vector averaged cross-power spectrum Several baselines displayed  
Timerange: 00/13:58:21 to 00/13:59:49

Plot file version 207 created 18-MAY-2021 12:29:41

NGC1068 EY036B.UVDATA.1

Freq = 22.1080 GHz, Bw = 32.000 MH

No calibration applied and no bandpass applied

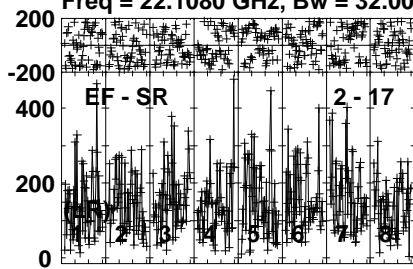


Lower frame: Micro Ampl Jy Top frame: Phas deg  
Vector averaged cross-power spectrum Several baselines displayed  
Timerange: 00/13:59:51 to 00/14:01:19

Plot file version 208 created 18-MAY-2021 12:29:41

NGC1068 EY036B.UVDATA.1

Freq = 22.1080 GHz, Bw = 32.000 MH No calibration applied and no bandpass applied



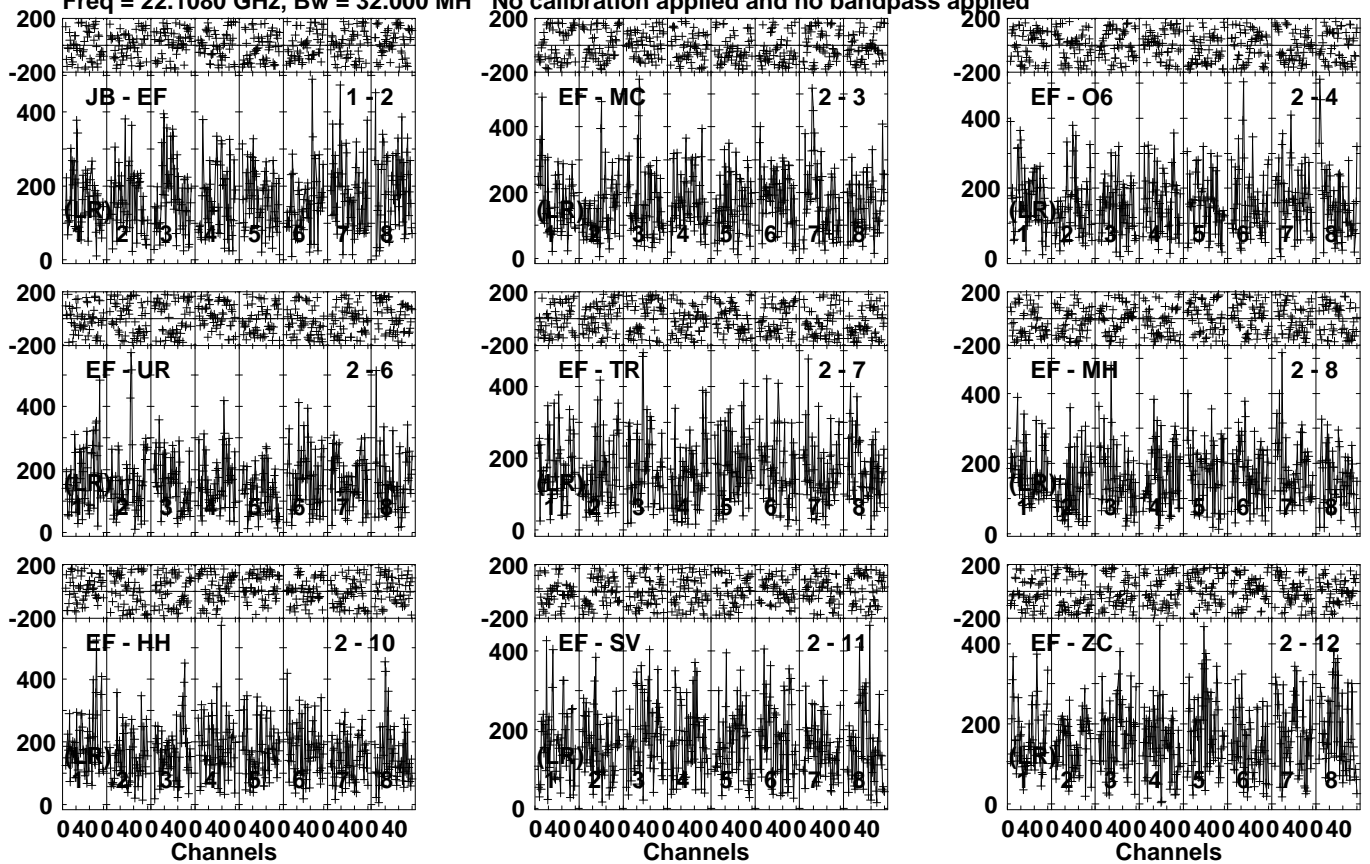
Lower frame: Micro Ampl Jy Top frame: Phas deg  
Vector averaged cross-power spectrum Several baselines displayed  
Timerange: 00/13:59:51 to 00/14:01:19

Plot file version 209 created 18-MAY-2021 12:29:41

J0243+0121 EY036B.UVDATA.1

Freq = 22.1080 GHz, Bw = 32.000 MH

No calibration applied and no bandpass applied

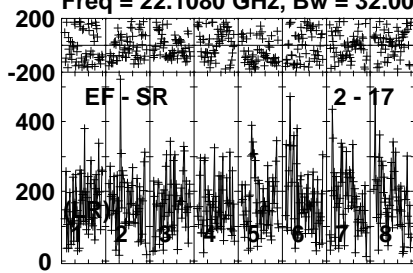


Lower frame: Micro Ampl Jy Top frame: Phas deg  
Vector averaged cross-power spectrum Several baselines displayed  
Timerange: 00/14:01:21 to 00/14:02:49

Plot file version 210 created 18-MAY-2021 12:29:41

J0243+0121 EY036B.UVDATA.1

Freq = 22.1080 GHz, Bw = 32.000 MH No calibration applied and no bandpass applied



Lower frame: Micro Ampl Jy Top frame: Phas deg  
Vector averaged cross-power spectrum Several baselines displayed  
Timerange: 00/14:01:21 to 00/14:02:49

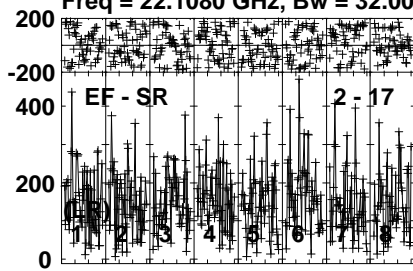




Plot file version 212 created 18-MAY-2021 12:29:42

NGC1068 EY036B.UVDATA.1

Freq = 22.1080 GHz, Bw = 32.000 MH No calibration applied and no bandpass applied



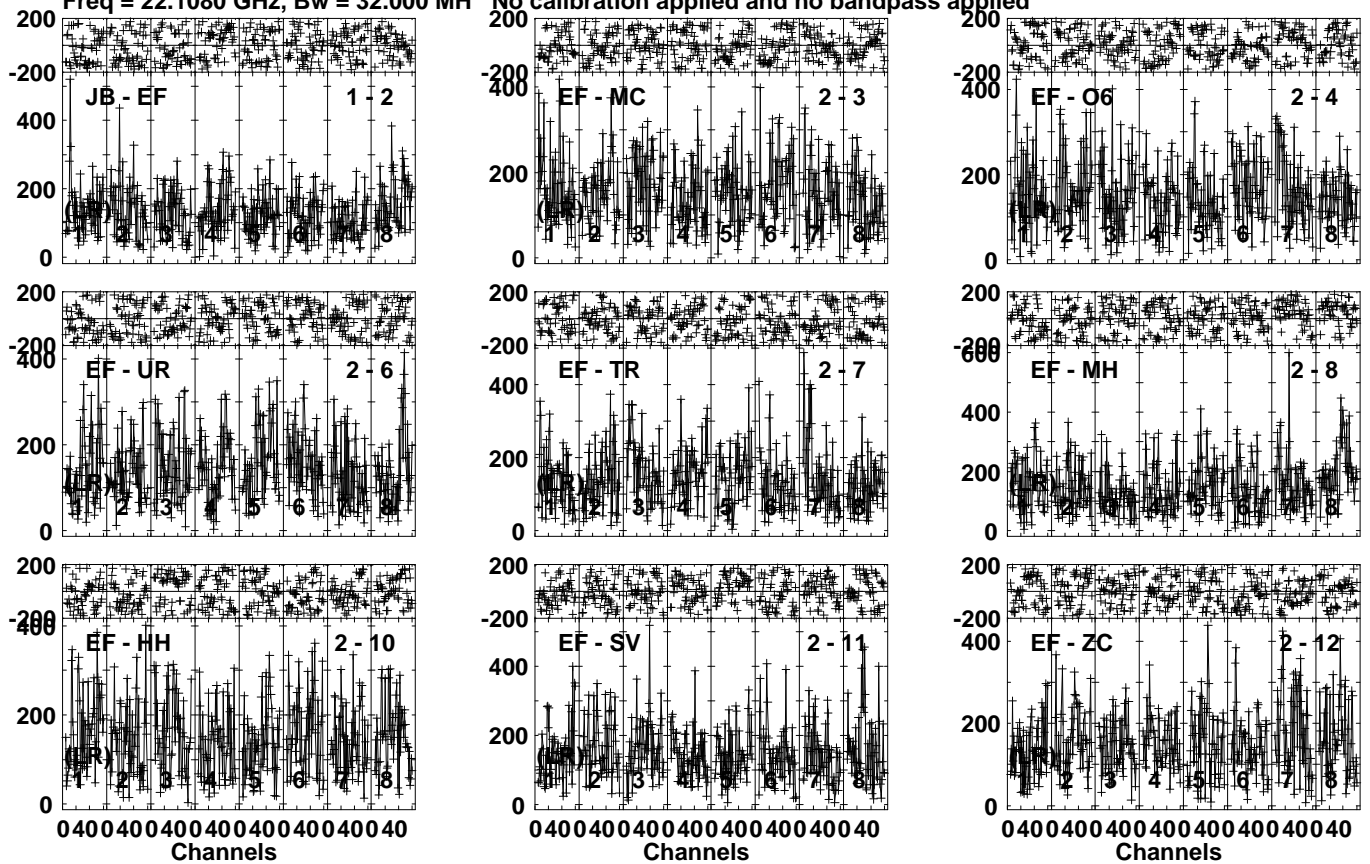
Lower frame: Micro Ampl Jy Top frame: Phas deg  
Vector averaged cross-power spectrum Several baselines displayed  
Timerange: 00/14:02:51 to 00/14:04:19

Plot file version 213 created 18-MAY-2021 12:29:42

J0243+0121 EY036B.UVDATA.1

Freq = 22.1080 GHz, Bw = 32.000 MH

No calibration applied and no bandpass applied

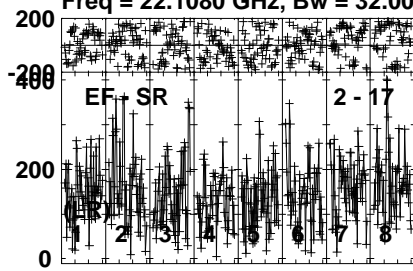


Lower frame: Micro Ampl Jy Top frame: Phas deg  
Vector averaged cross-power spectrum Several baselines displayed  
Timerange: 00/14:05:01 to 00/14:05:59

Plot file version 214 created 18-MAY-2021 12:29:42

J0243+0121 EY036B.UVDATA.1

Freq = 22.1080 GHz, Bw = 32.000 MH No calibration applied and no bandpass applied



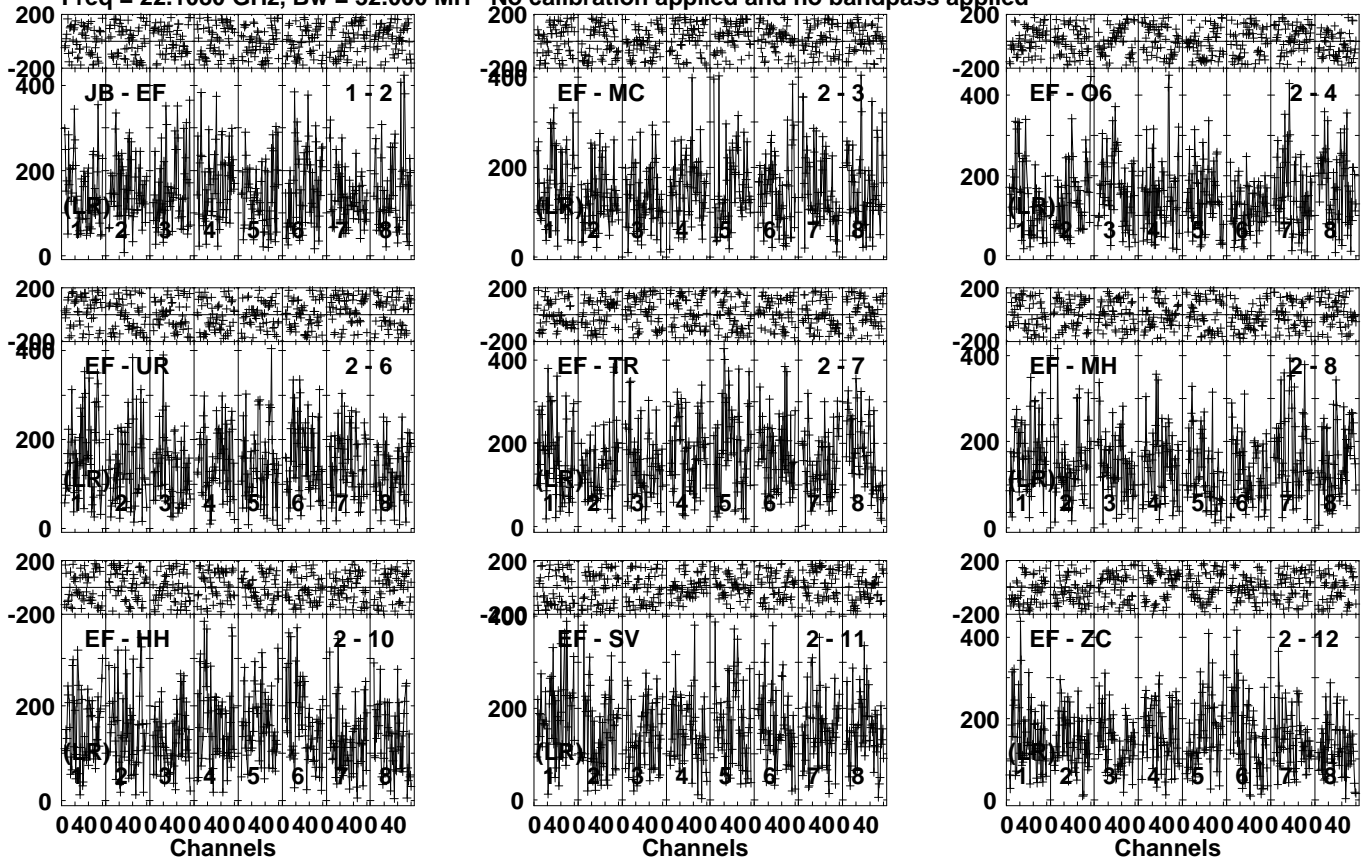
Lower frame: Micro Ampl Jy Top frame: Phas deg  
Vector averaged cross-power spectrum Several baselines displayed  
Timerange: 00/14:05:01 to 00/14:05:59

Plot file version 215 created 18-MAY-2021 12:29:42

NGC1068 EY036B.UVDATA.1

Freq = 22.1080 GHz, Bw = 32.000 MH

No calibration applied and no bandpass applied

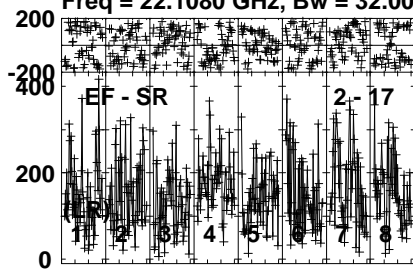


Lower frame: Micro Ampl Jy Top frame: Phas deg  
Vector averaged cross-power spectrum Several baselines displayed  
Timerange: 00/14:06:01 to 00/14:07:29

Plot file version 216 created 18-MAY-2021 12:29:42

NGC1068 EY036B.UVDATA.1

Freq = 22.1080 GHz, Bw = 32.000 MH No calibration applied and no bandpass applied



Lower frame: Micro Ampl Jy Top frame: Phas deg

Vector averaged cross-power spectrum Several baselines displayed

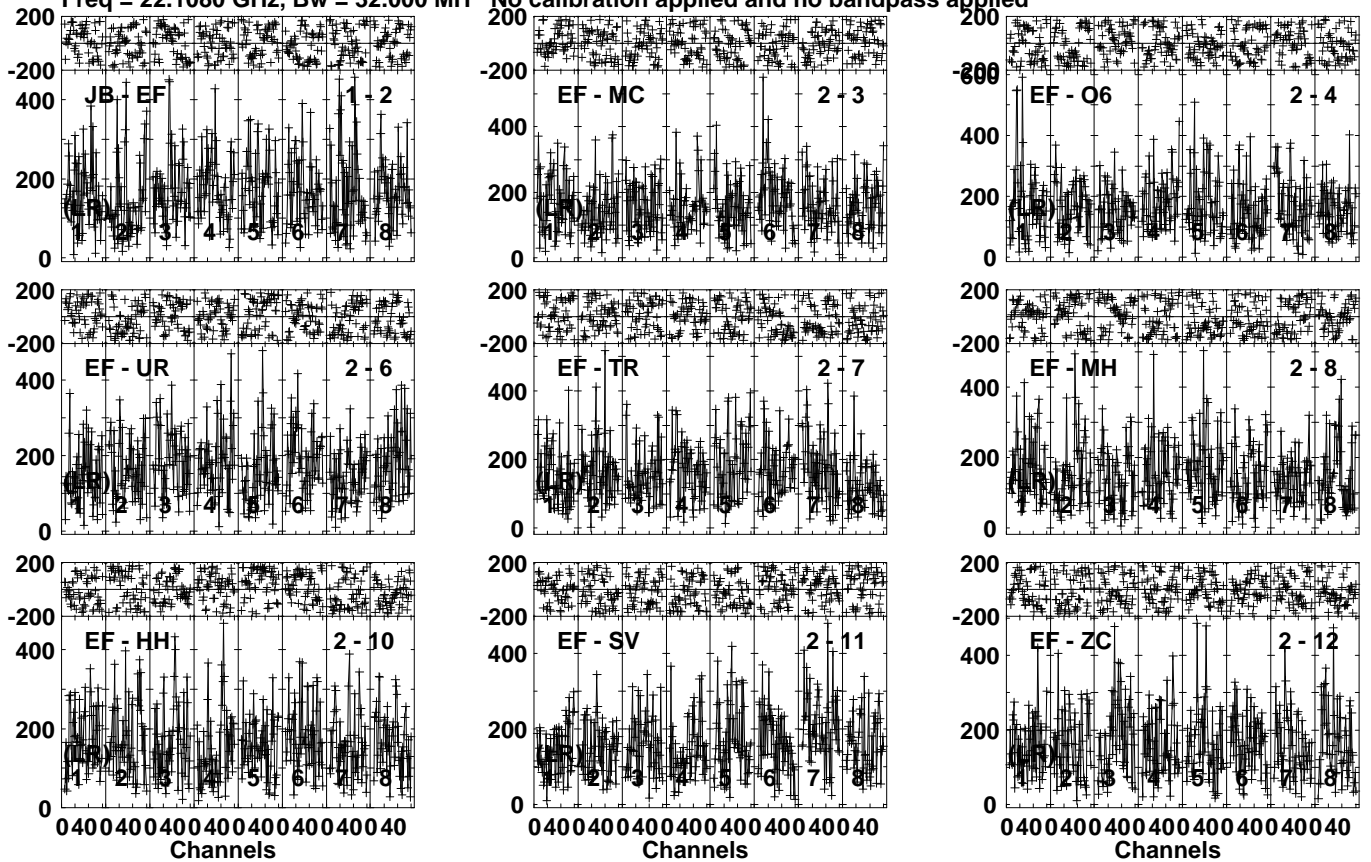
Timerange: 00/14:06:01 to 00/14:07:29

Plot file version 217 created 18-MAY-2021 12:29:42

J0243+0121 EY036B.UVDATA.1

Freq = 22.1080 GHz, Bw = 32.000 MH

No calibration applied and no bandpass applied

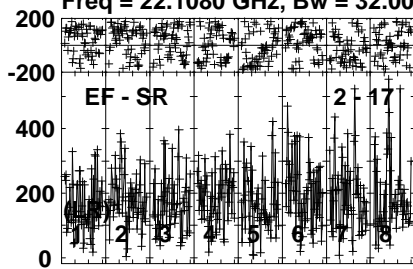


Lower frame: Micro Ampl Jy Top frame: Phas deg  
Vector averaged cross-power spectrum Several baselines displayed  
Timerange: 00/14:07:31 to 00/14:08:59

Plot file version 218 created 18-MAY-2021 12:29:42

J0243+0121 EY036B.UVDATA.1

Freq = 22.1080 GHz, Bw = 32.000 MH No calibration applied and no bandpass applied



Lower frame: Micro Ampl Jy Top frame: Phas deg  
Vector averaged cross-power spectrum Several baselines displayed  
Timerange: 00/14:07:31 to 00/14:08:59

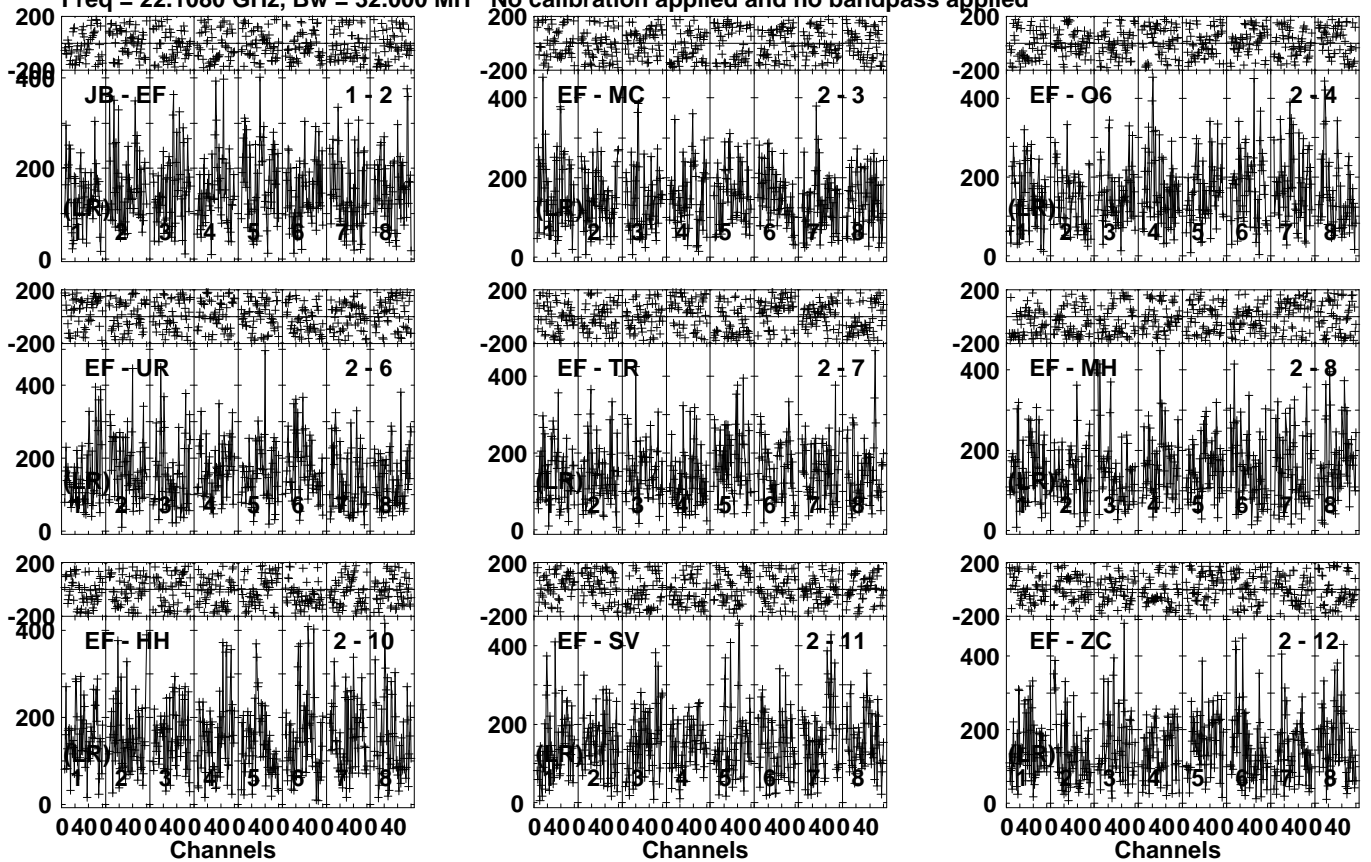


Plot file version 219 created 18-MAY-2021 12:29:42

NGC1068 EY036B.UVDATA.1

Freq = 22.1080 GHz, Bw = 32.000 MH

No calibration applied and no bandpass applied

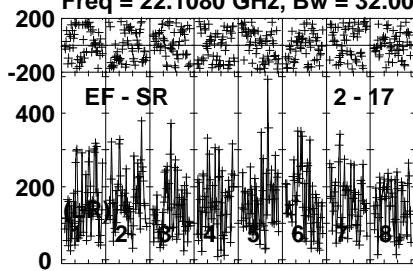


Lower frame: Micro Ampl Jy Top frame: Phas deg  
Vector averaged cross-power spectrum Several baselines displayed  
Timerange: 00/14:09:01 to 00/14:10:29

Plot file version 220 created 18-MAY-2021 12:29:43

NGC1068 EY036B.UVDATA.1

Freq = 22.1080 GHz, Bw = 32.000 MH No calibration applied and no bandpass applied



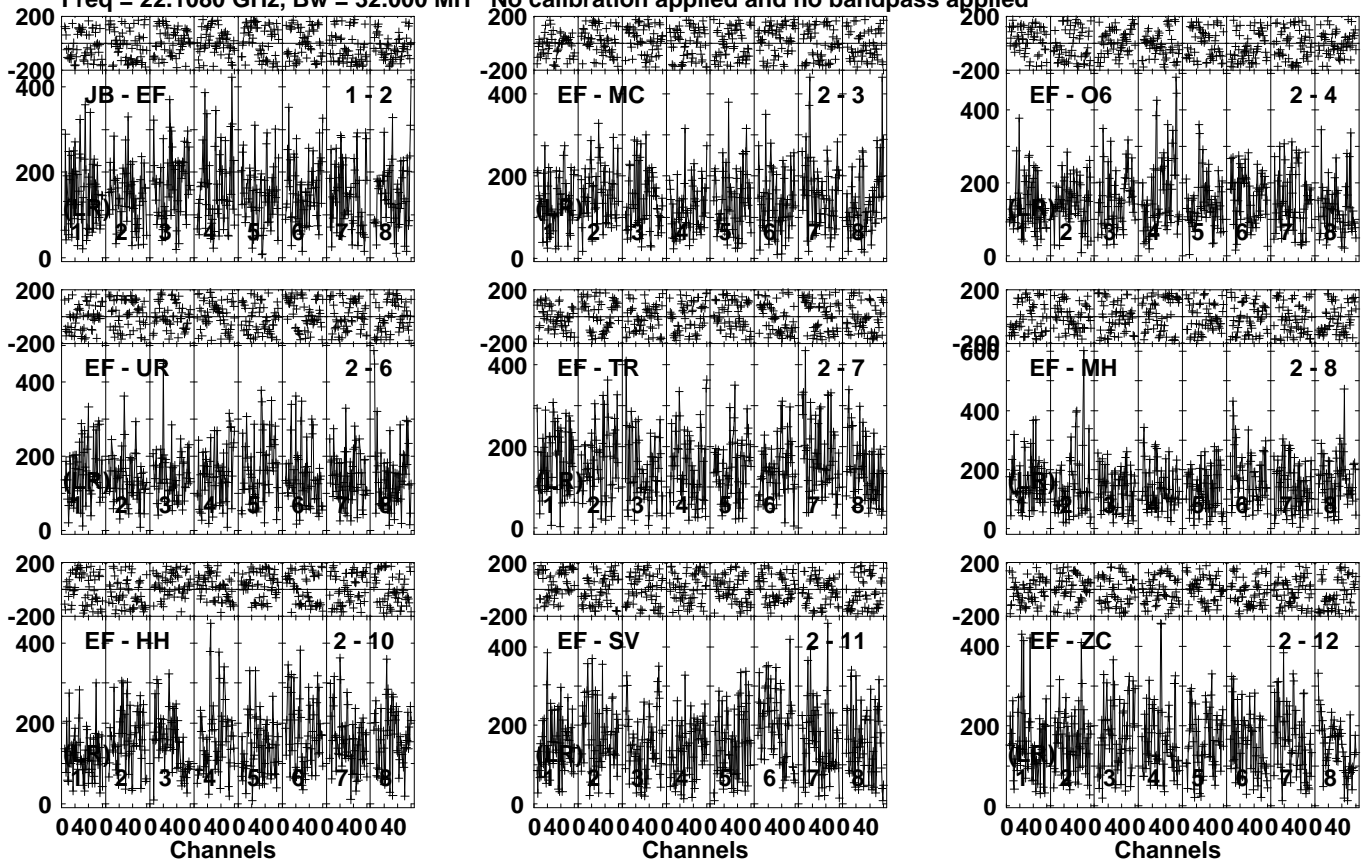
Lower frame: Micro Ampl Jy Top frame: Phas deg  
Vector averaged cross-power spectrum Several baselines displayed  
Timerange: 00/14:09:01 to 00/14:10:29

Plot file version 221 created 18-MAY-2021 12:29:43

J0243+0121 EY036B.UVDATA.1

Freq = 22.1080 GHz, Bw = 32.000 MH

No calibration applied and no bandpass applied

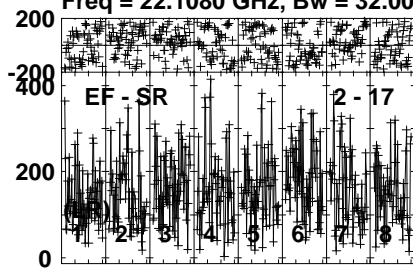


Lower frame: Micro Ampl Jy Top frame: Phas deg  
Vector averaged cross-power spectrum Several baselines displayed  
Timerange: 00/14:10:31 to 00/14:11:59

Plot file version 222 created 18-MAY-2021 12:29:43

J0243+0121 EY036B.UVDATA.1

Freq = 22.1080 GHz, Bw = 32.000 MH No calibration applied and no bandpass applied



Lower frame: Micro Ampl Jy Top frame: Phas deg

Vector averaged cross-power spectrum Several baselines displayed

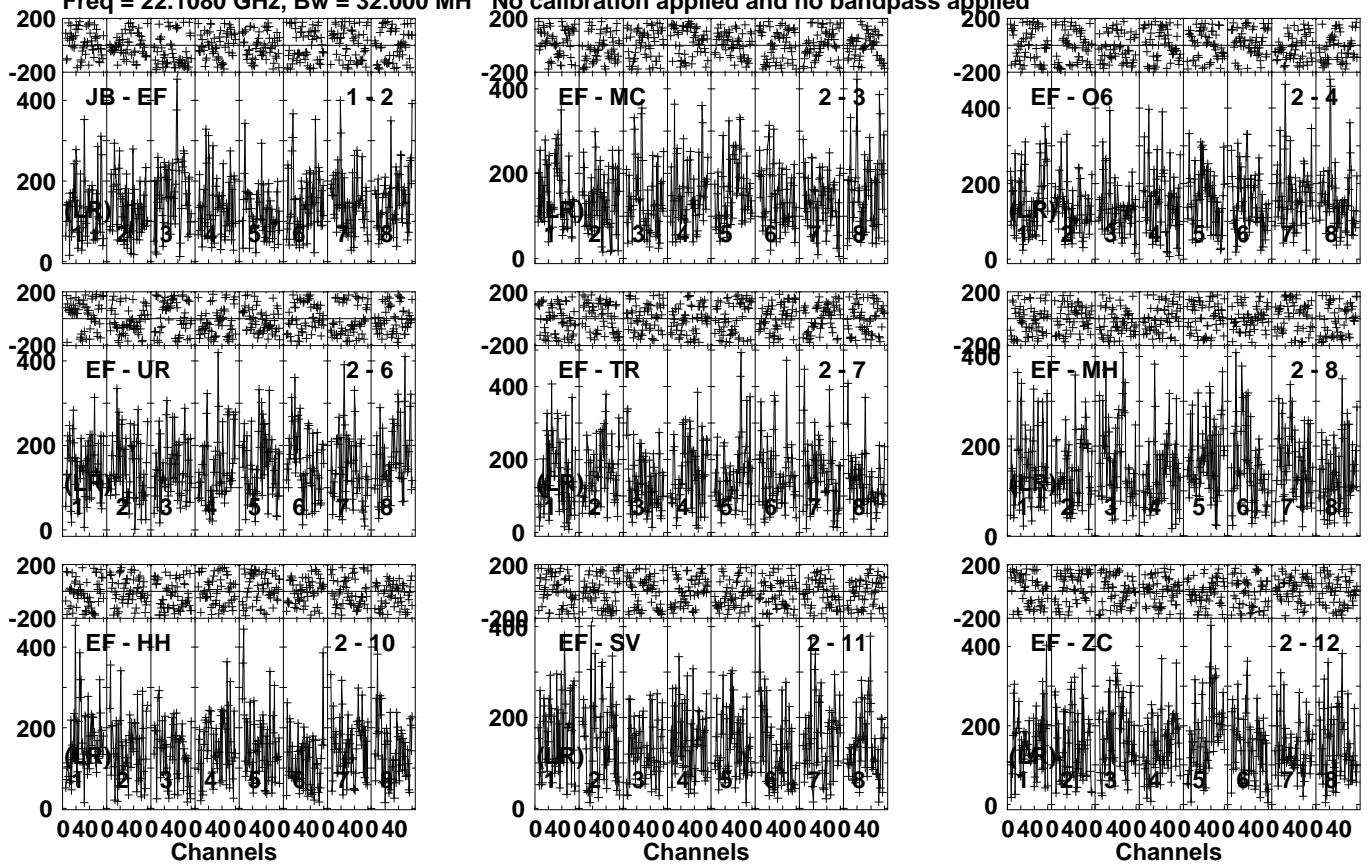
Timerange: 00/14:10:31 to 00/14:11:59

Plot file version 223 created 18-MAY-2021 12:29:43

NGC1068 EY036B.UVDATA.1

Freq = 22.1080 GHz, Bw = 32.000 MH

No calibration applied and no bandpass applied

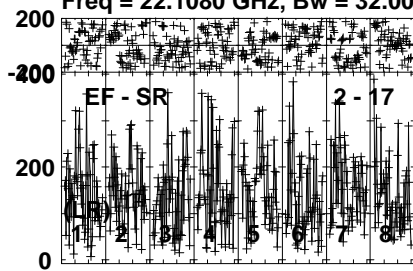


Lower frame: Micro Ampl Jy Top frame: Phas deg  
Vector averaged cross-power spectrum Several baselines displayed  
Timerange: 00/14:12:01 to 00/14:13:29

Plot file version 224 created 18-MAY-2021 12:29:43

NGC1068 EY036B.UVDATA.1

Freq = 22.1080 GHz, Bw = 32.000 MH No calibration applied and no bandpass applied



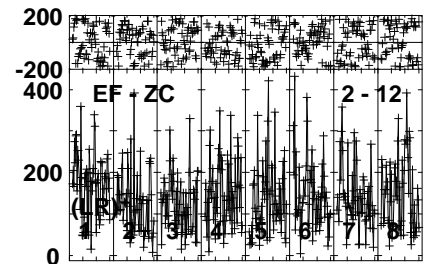
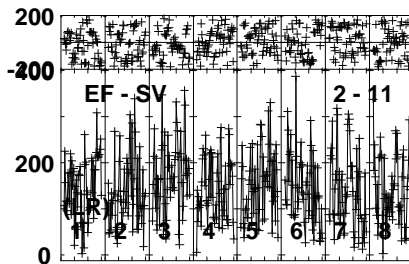
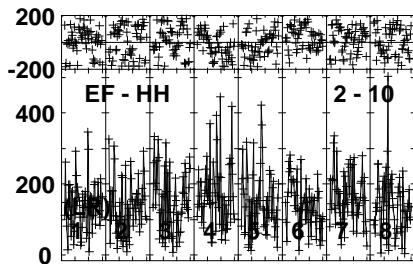
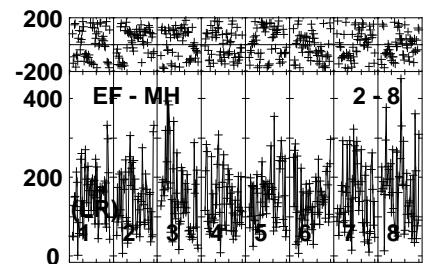
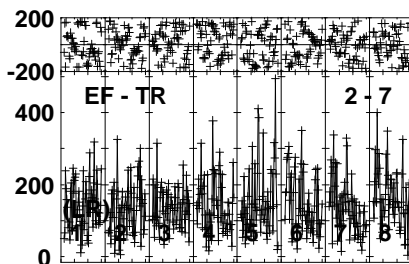
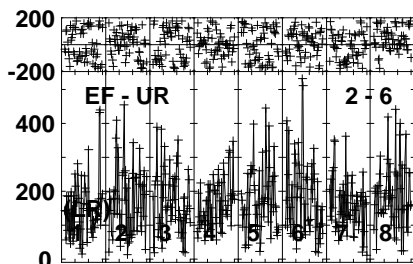
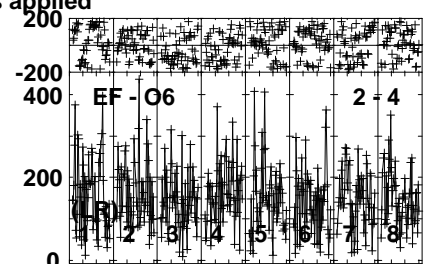
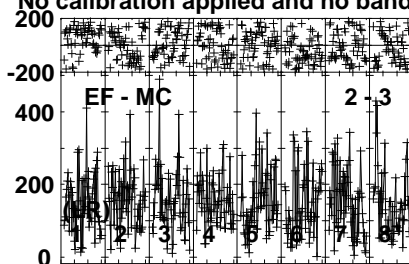
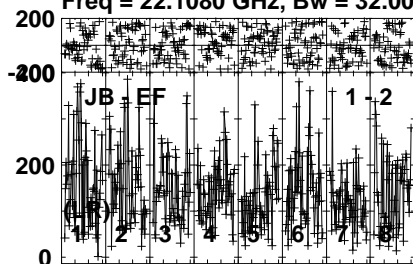
Lower frame: Micro Ampl Jy Top frame: Phas deg  
Vector averaged cross-power spectrum Several baselines displayed  
Timerange: 00/14:12:01 to 00/14:13:29

Plot file version 225 created 18-MAY-2021 12:29:43

J0243+0121 EY036B.UVDATA.1

Freq = 22.1080 GHz, Bw = 32.000 MH

No calibration applied and no bandpass applied

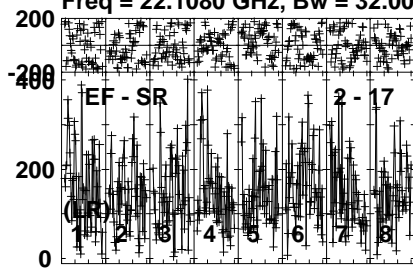


Lower frame: Micro Ampl Jy Top frame: Phas deg  
Vector averaged cross-power spectrum Several baselines displayed  
Timerange: 00/14:14:11 to 00/14:15:09

Plot file version 226 created 18-MAY-2021 12:29:43

J0243+0121 EY036B.UVDATA.1

Freq = 22.1080 GHz, Bw = 32.000 MH No calibration applied and no bandpass applied



Lower frame: Micro Ampl Jy Top frame: Phas deg  
Vector averaged cross-power spectrum Several baselines displayed  
Timerange: 00/14:14:11 to 00/14:15:09

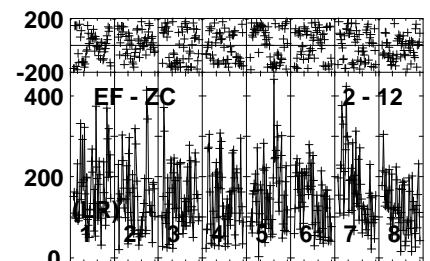
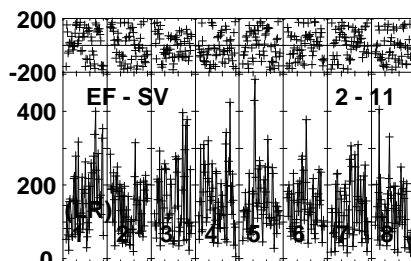
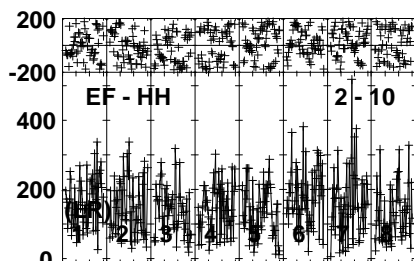
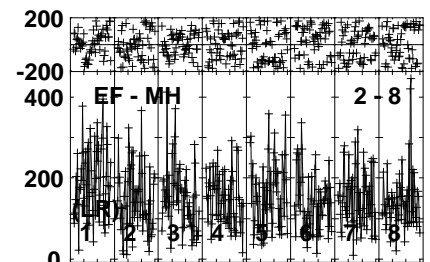
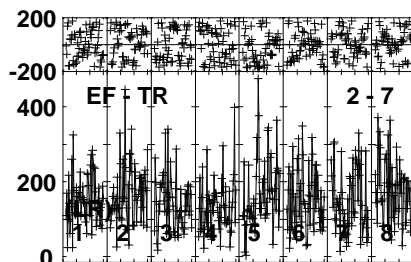
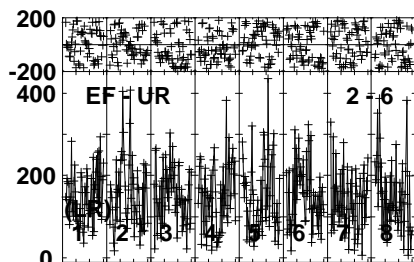
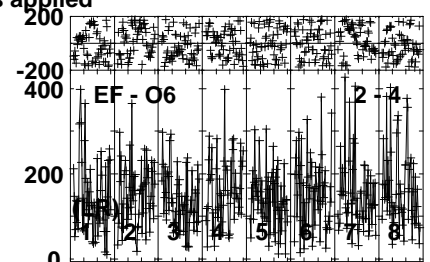
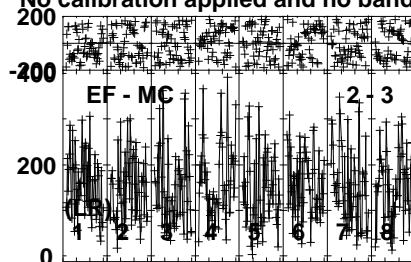
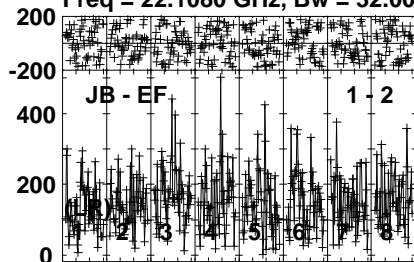


Plot file version 227 created 18-MAY-2021 12:29:43

NGC1068 EY036B.UVDATA.1

Freq = 22.1080 GHz, Bw = 32.000 MH

No calibration applied and no bandpass applied

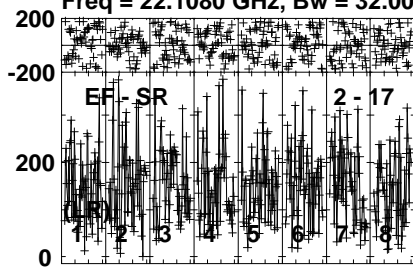


Lower frame: Micro Ampl Jy Top frame: Phas deg  
Vector averaged cross-power spectrum Several baselines displayed  
Timerange: 00/14:15:11 to 00/14:16:39

Plot file version 228 created 18-MAY-2021 12:29:44

NGC1068 EY036B.UVDATA.1

Freq = 22.1080 GHz, Bw = 32.000 MH No calibration applied and no bandpass applied



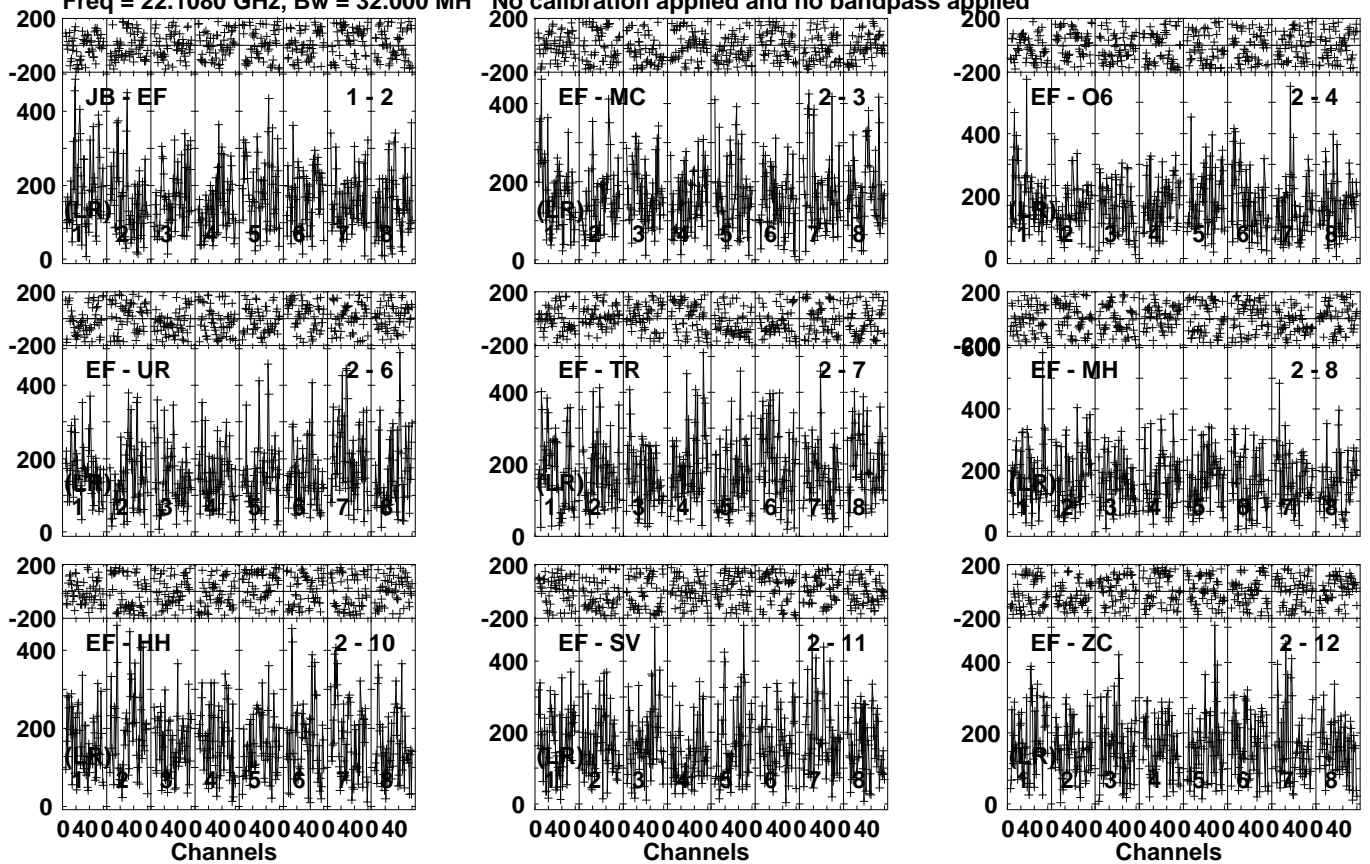
Lower frame: Micro Ampl Jy Top frame: Phas deg  
Vector averaged cross-power spectrum Several baselines displayed  
Timerange: 00/14:15:11 to 00/14:16:39

Plot file version 229 created 18-MAY-2021 12:29:44

J0243+0121 EY036B.UVDATA.1

Freq = 22.1080 GHz, Bw = 32.000 MH

No calibration applied and no bandpass applied

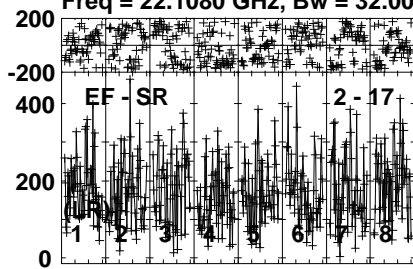


Lower frame: Micro Ampl Jy Top frame: Phas deg  
Vector averaged cross-power spectrum Several baselines displayed  
Timerange: 00/14:16:41 to 00/14:18:09

Plot file version 230 created 18-MAY-2021 12:29:44

J0243+0121 EY036B.UVDATA.1

Freq = 22.1080 GHz, Bw = 32.000 MH No calibration applied and no bandpass applied



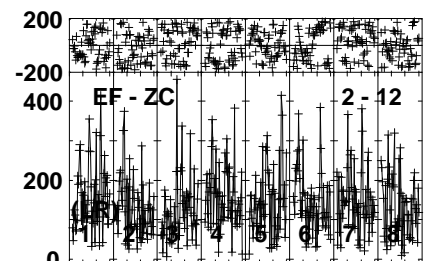
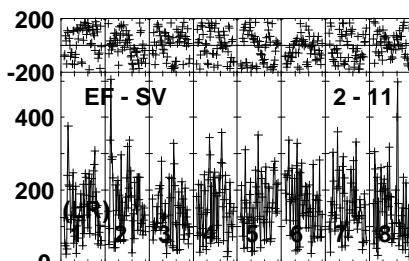
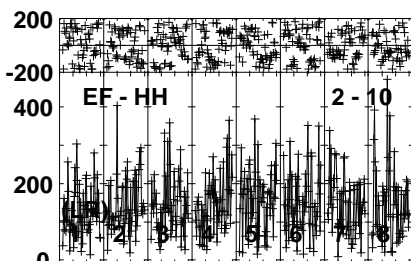
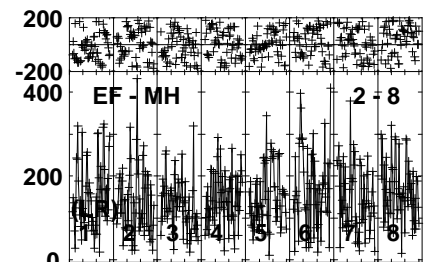
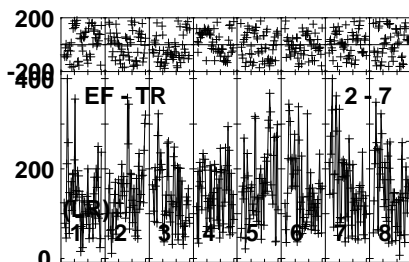
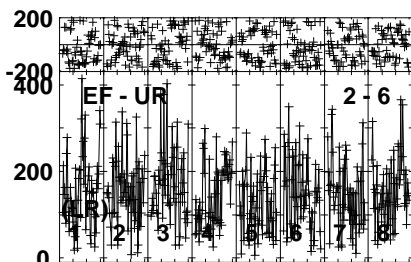
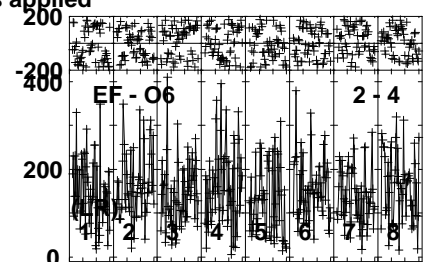
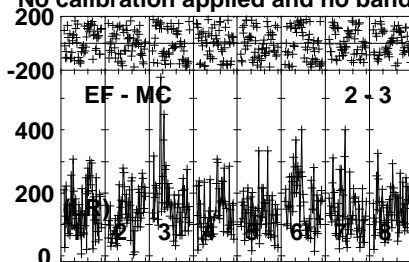
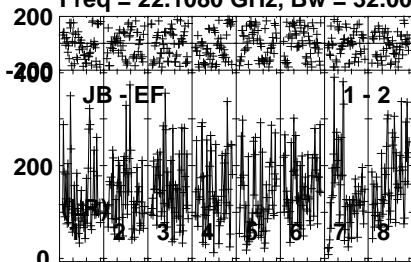
Lower frame: Micro Ampl Jy Top frame: Phas deg  
Vector averaged cross-power spectrum Several baselines displayed  
Timerange: 00/14:16:41 to 00/14:18:09

Plot file version 231 created 18-MAY-2021 12:29:44

NGC1068 EY036B.UVDATA.1

Freq = 22.1080 GHz, Bw = 32.000 MH

No calibration applied and no bandpass applied

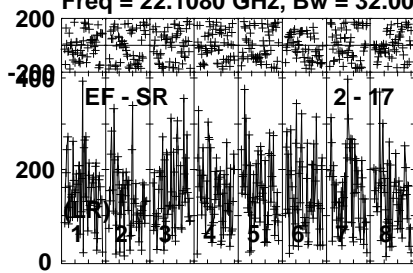


Lower frame: Micro Ampl Jy Top frame: Phas deg  
Vector averaged cross-power spectrum Several baselines displayed  
Timerange: 00/14:18:11 to 00/14:19:39

Plot file version 232 created 18-MAY-2021 12:29:44

NGC1068 EY036B.UVDATA.1

Freq = 22.1080 GHz, Bw = 32.000 MH No calibration applied and no bandpass applied



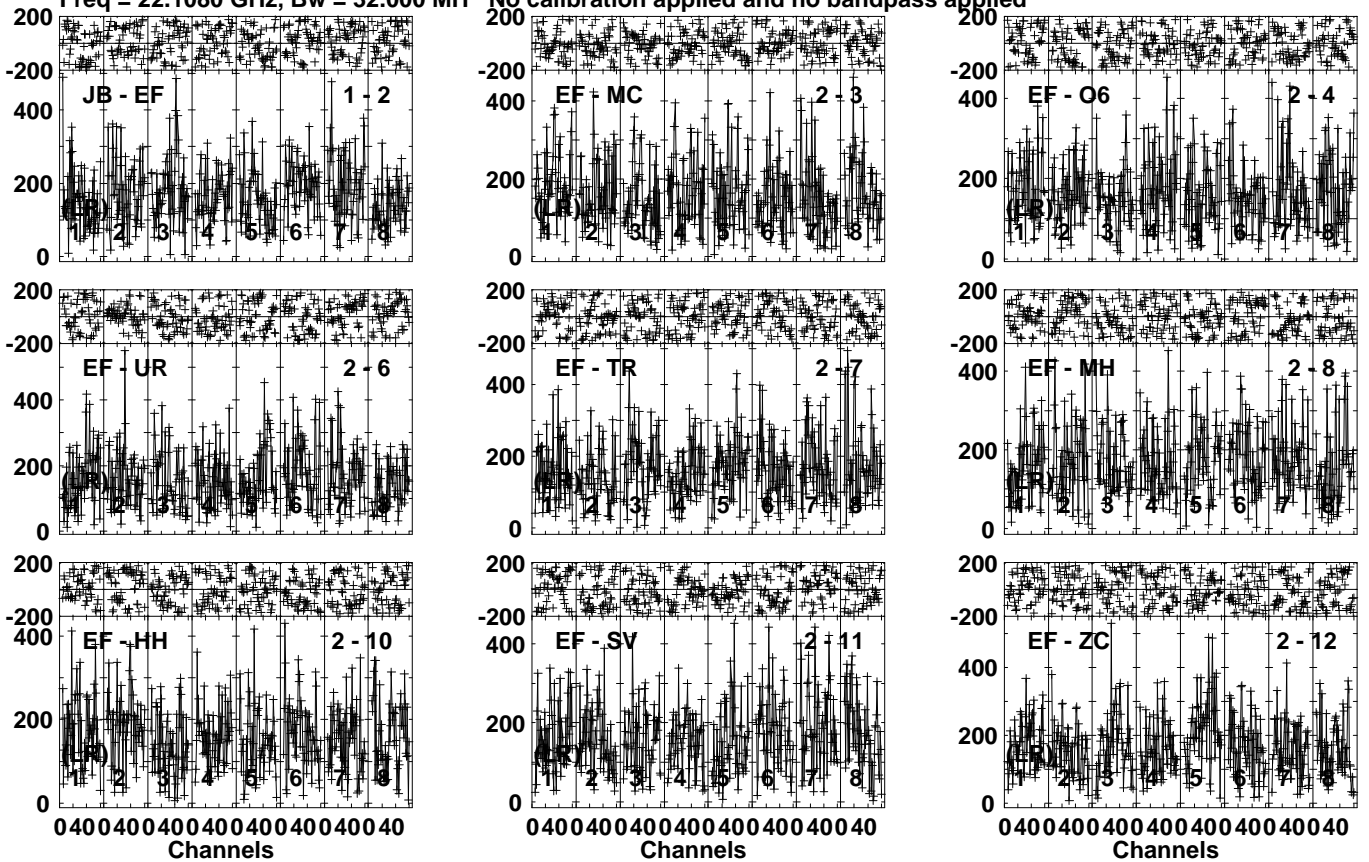
Lower frame: Micro Ampl Jy Top frame: Phas deg  
Vector averaged cross-power spectrum Several baselines displayed  
Timerange: 00/14:18:11 to 00/14:19:39

Plot file version 233 created 18-MAY-2021 12:29:44

J0243+0121 EY036B.UVDATA.1

Freq = 22.1080 GHz, Bw = 32.000 MH

No calibration applied and no bandpass applied

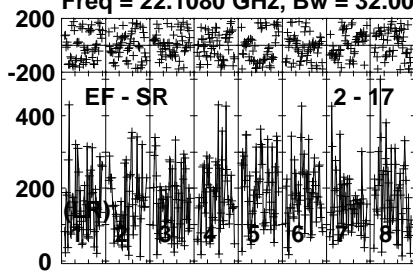


Lower frame: Micro Ampl Jy Top frame: Phas deg  
Vector averaged cross-power spectrum Several baselines displayed  
Timerange: 00/14:19:41 to 00/14:21:09

Plot file version 234 created 18-MAY-2021 12:29:45

J0243+0121 EY036B.UVDATA.1

Freq = 22.1080 GHz, Bw = 32.000 MH No calibration applied and no bandpass applied



Lower frame: Micro Ampl Jy Top frame: Phas deg  
Vector averaged cross-power spectrum Several baselines displayed  
Timerange: 00/14:19:41 to 00/14:21:09

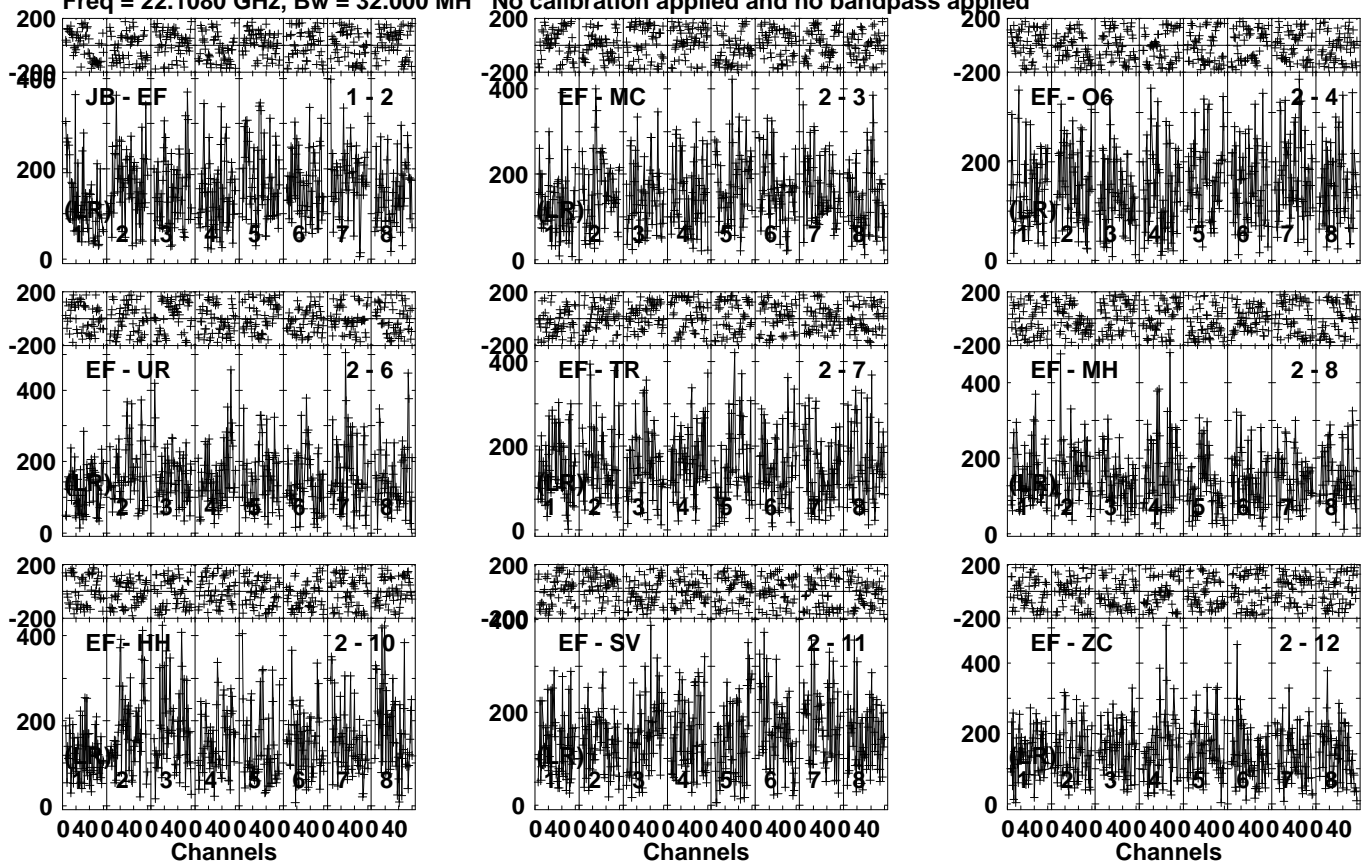


Plot file version 235 created 18-MAY-2021 12:29:45

NGC1068 EY036B.UVDATA.1

Freq = 22.1080 GHz, Bw = 32.000 MH

No calibration applied and no bandpass applied

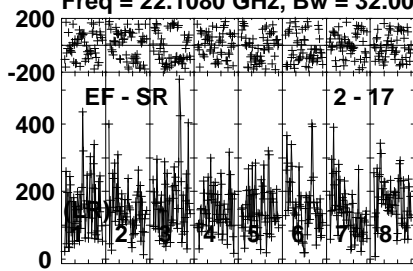


Lower frame: Micro Ampl Jy Top frame: Phas deg  
Vector averaged cross-power spectrum Several baselines displayed  
Timerange: 00/14:21:11 to 00/14:22:39

Plot file version 236 created 18-MAY-2021 12:29:45

NGC1068 EY036B.UVDATA.1

Freq = 22.1080 GHz, Bw = 32.000 MH No calibration applied and no bandpass applied



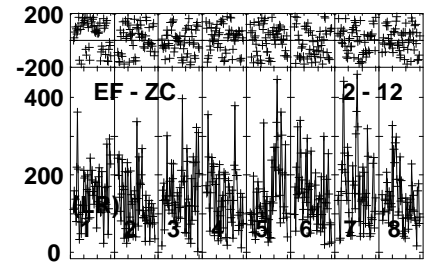
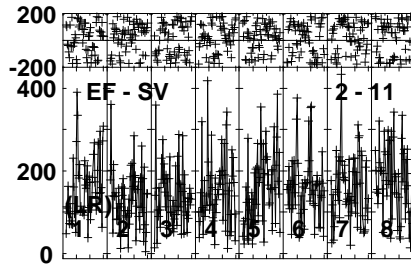
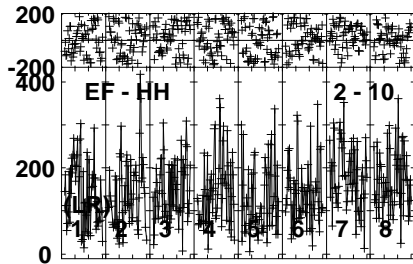
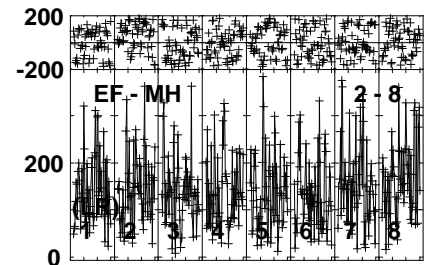
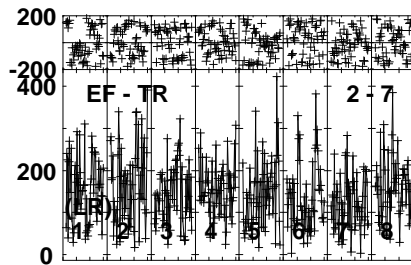
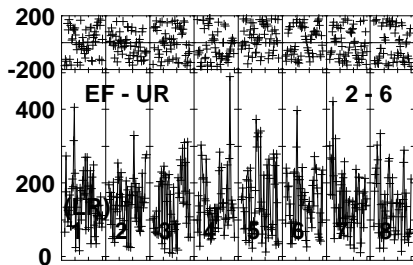
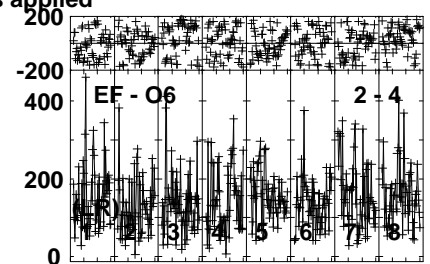
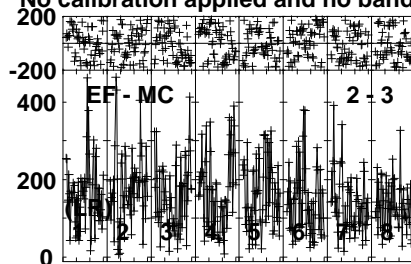
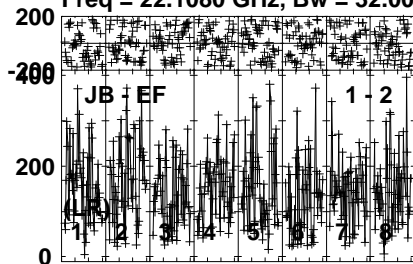
Lower frame: Micro Ampl Jy Top frame: Phas deg  
Vector averaged cross-power spectrum Several baselines displayed  
Timerange: 00/14:21:11 to 00/14:22:39

Plot file version 237 created 18-MAY-2021 12:29:45

J0243+0121 EY036B.UVDATA.1

Freq = 22.1080 GHz, Bw = 32.000 MH

No calibration applied and no bandpass applied

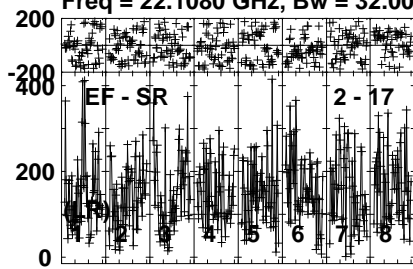


Lower frame: Micro Ampl Jy Top frame: Phas deg  
Vector averaged cross-power spectrum Several baselines displayed  
Timerange: 00/14:23:21 to 00/14:24:19

Plot file version 238 created 18-MAY-2021 12:29:45

J0243+0121 EY036B.UVDATA.1

Freq = 22.1080 GHz, Bw = 32.000 MH No calibration applied and no bandpass applied



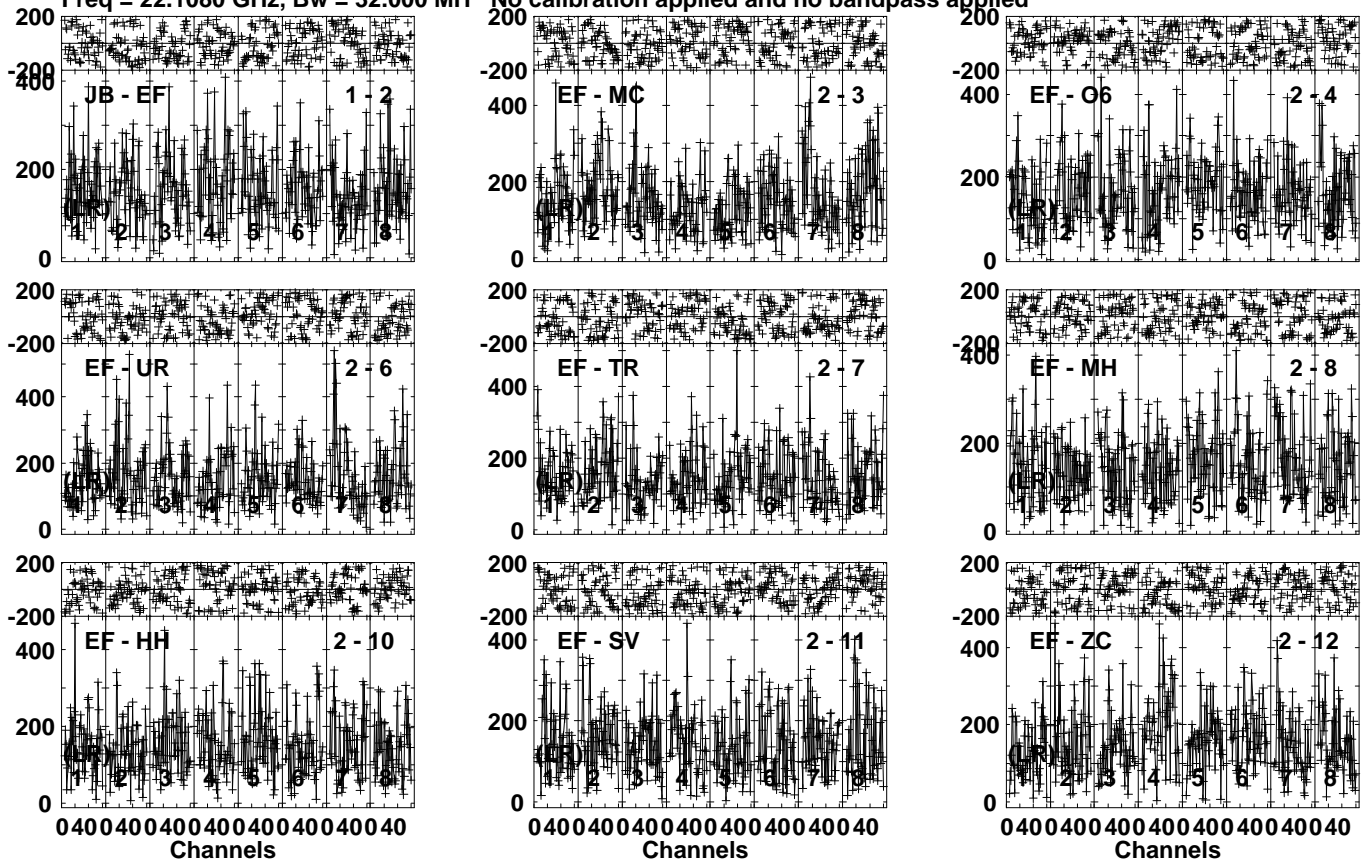
Lower frame: Micro Ampl Jy Top frame: Phas deg  
Vector averaged cross-power spectrum Several baselines displayed  
Timerange: 00/14:23:21 to 00/14:24:19

Plot file version 239 created 18-MAY-2021 12:29:45

NGC1068 EY036B.UVDATA.1

Freq = 22.1080 GHz, Bw = 32.000 MH

No calibration applied and no bandpass applied

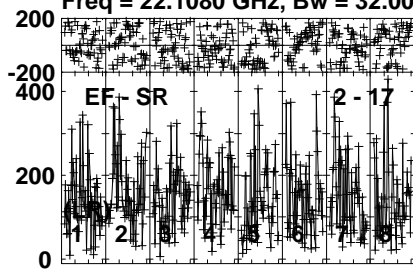


Lower frame: Micro Ampl Jy Top frame: Phas deg  
Vector averaged cross-power spectrum Several baselines displayed  
Timerange: 00/14:24:21 to 00/14:25:49

Plot file version 240 created 18-MAY-2021 12:29:46

NGC1068 EY036B.UVDATA.1

Freq = 22.1080 GHz, Bw = 32.000 MH No calibration applied and no bandpass applied



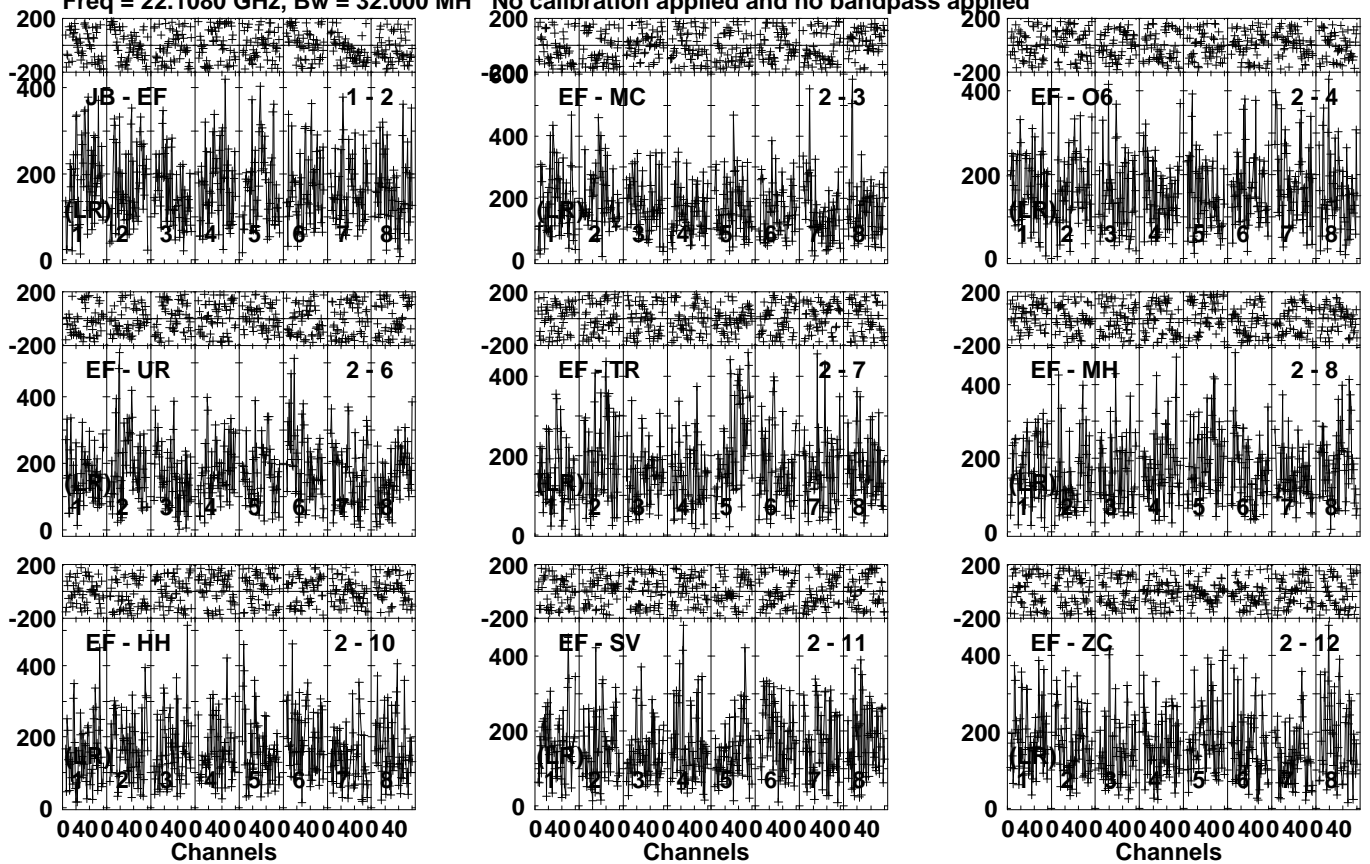
Lower frame: Micro Ampl Jy Top frame: Phas deg  
Vector averaged cross-power spectrum Several baselines displayed  
Timerange: 00/14:24:21 to 00/14:25:49

Plot file version 241 created 18-MAY-2021 12:29:46

J0243+0121 EY036B.UVDATA.1

Freq = 22.1080 GHz, Bw = 32.000 MH

No calibration applied and no bandpass applied

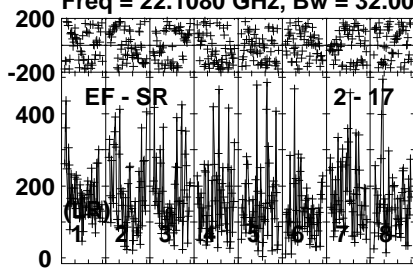


Lower frame: Micro Ampl Jy Top frame: Phas deg  
Vector averaged cross-power spectrum Several baselines displayed  
Timerange: 00/14:25:51 to 00/14:27:19

Plot file version 242 created 18-MAY-2021 12:29:46

J0243+0121 EY036B.UVDATA.1

Freq = 22.1080 GHz, Bw = 32.000 MH No calibration applied and no bandpass applied



Lower frame: Micro Ampl Jy Top frame: Phas deg

Vector averaged cross-power spectrum Several baselines displayed

Timerange: 00/14:25:51 to 00/14:27:19

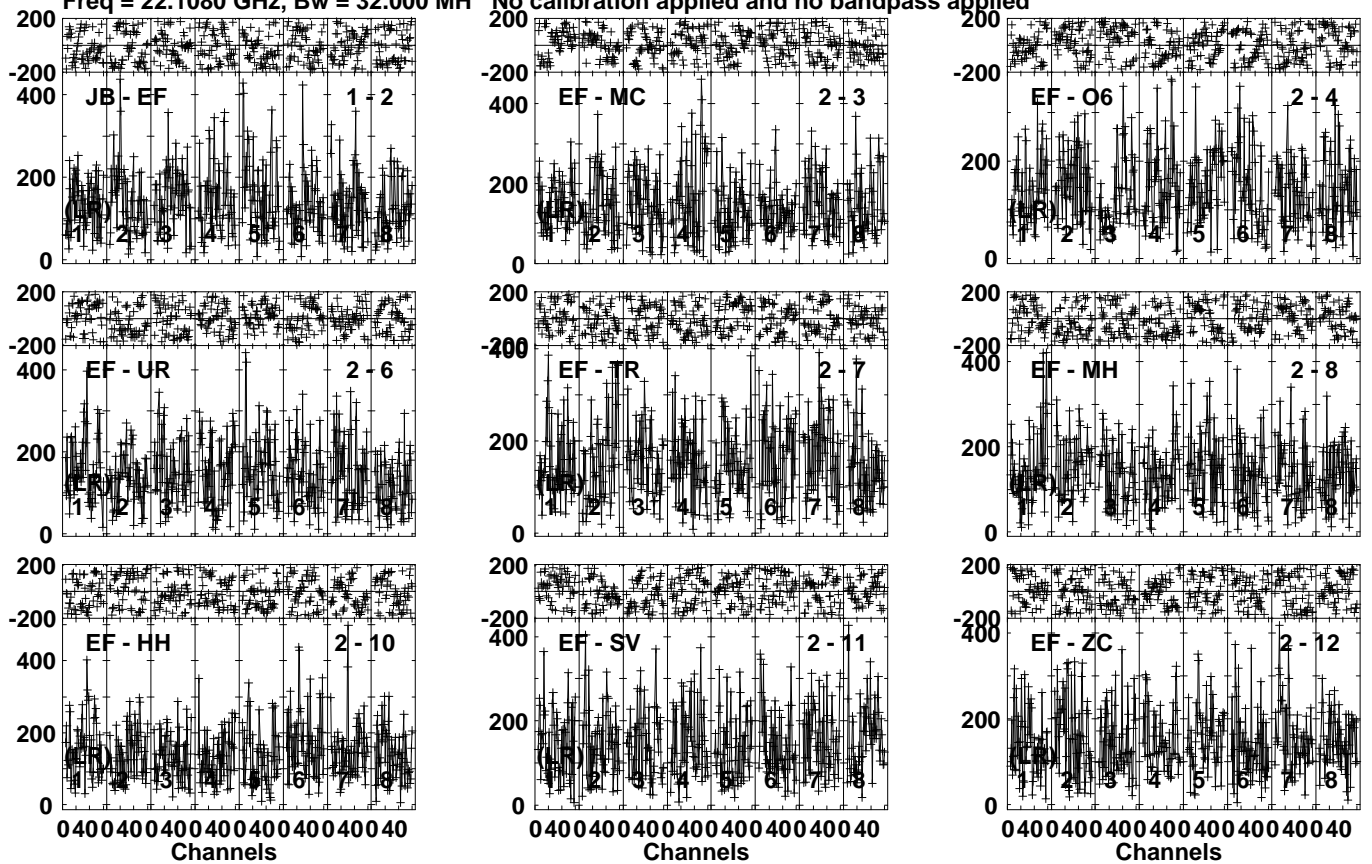


Plot file version 243 created 18-MAY-2021 12:29:46

NGC1068 EY036B.UVDATA.1

Freq = 22.1080 GHz, Bw = 32.000 MH

No calibration applied and no bandpass applied

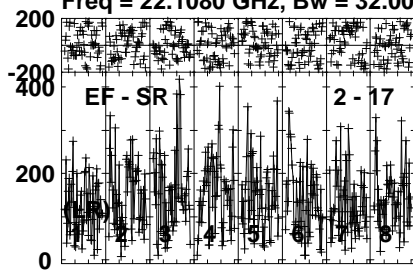


Lower frame: Micro Ampl Jy Top frame: Phas deg  
Vector averaged cross-power spectrum Several baselines displayed  
Timerange: 00/14:27:21 to 00/14:28:49

Plot file version 244 created 18-MAY-2021 12:29:46

NGC1068 EY036B.UVDATA.1

Freq = 22.1080 GHz, Bw = 32.000 MH No calibration applied and no bandpass applied



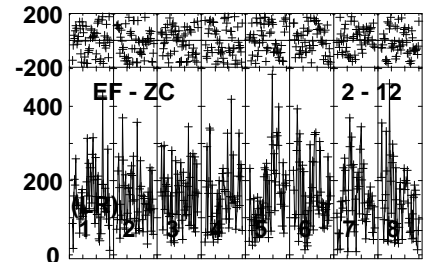
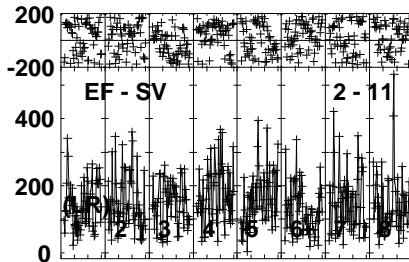
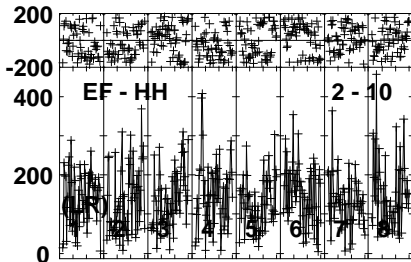
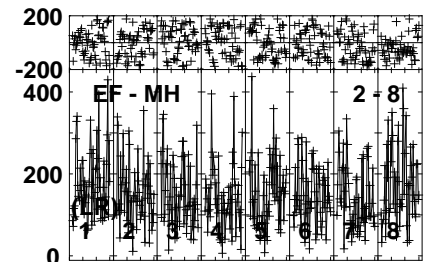
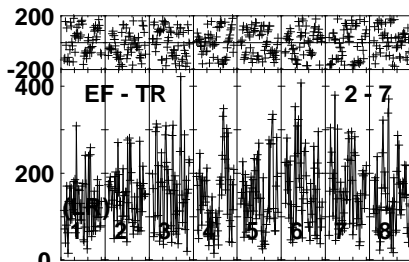
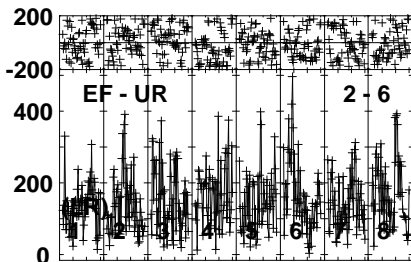
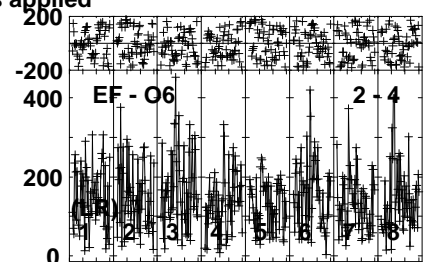
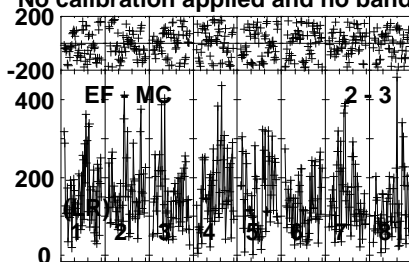
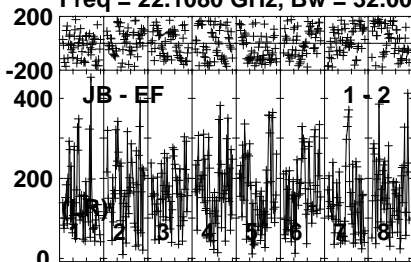
Lower frame: Micro Ampl Jy Top frame: Phas deg  
Vector averaged cross-power spectrum Several baselines displayed  
Timerange: 00/14:27:21 to 00/14:28:49

Plot file version 245 created 18-MAY-2021 12:29:46

J0243+0121 EY036B.UVDATA.1

Freq = 22.1080 GHz, Bw = 32.000 MH

No calibration applied and no bandpass applied

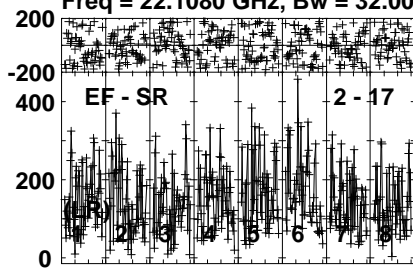


Lower frame: Micro Ampl Jy Top frame: Phas deg  
Vector averaged cross-power spectrum Several baselines displayed  
Timerange: 00/14:28:51 to 00/14:30:19

Plot file version 246 created 18-MAY-2021 12:29:46

J0243+0121 EY036B.UVDATA.1

Freq = 22.1080 GHz, Bw = 32.000 MH No calibration applied and no bandpass applied



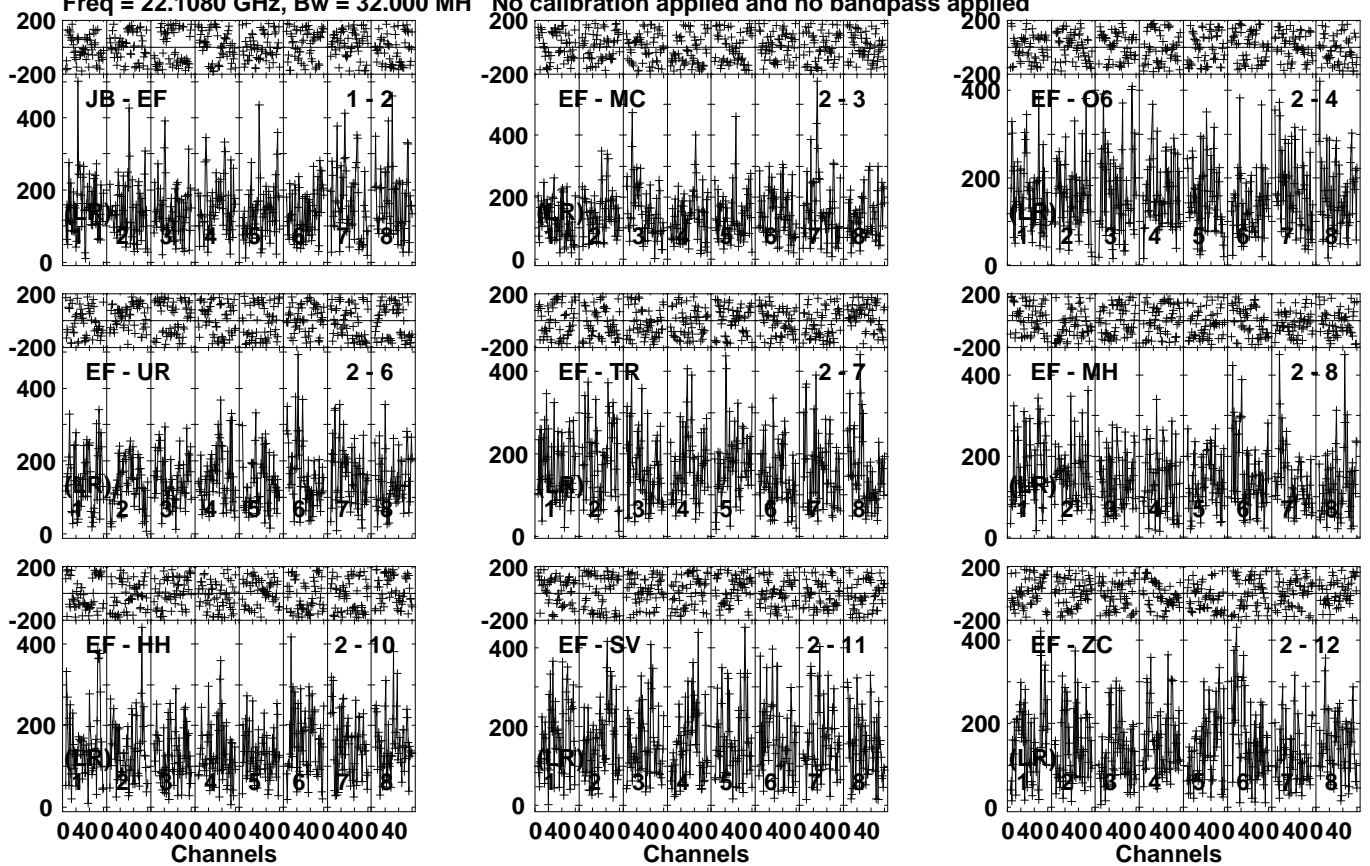
Lower frame: Micro Ampl Jy Top frame: Phas deg  
Vector averaged cross-power spectrum Several baselines displayed  
Timerange: 00/14:28:51 to 00/14:30:19

Plot file version 247 created 18-MAY-2021 12:29:46

NGC1068 EY036B.UVDATA.1

Freq = 22.1080 GHz, Bw = 32.000 MH

No calibration applied and no bandpass applied

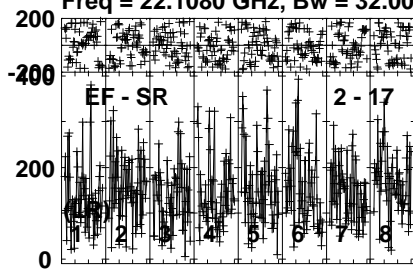


Lower frame: Micro Ampl Jy Top frame: Phas deg  
Vector averaged cross-power spectrum Several baselines displayed  
Timerange: 00/14:30:21 to 00/14:31:49

Plot file version 248 created 18-MAY-2021 12:29:47

NGC1068 EY036B.UVDATA.1

Freq = 22.1080 GHz, Bw = 32.000 MH No calibration applied and no bandpass applied



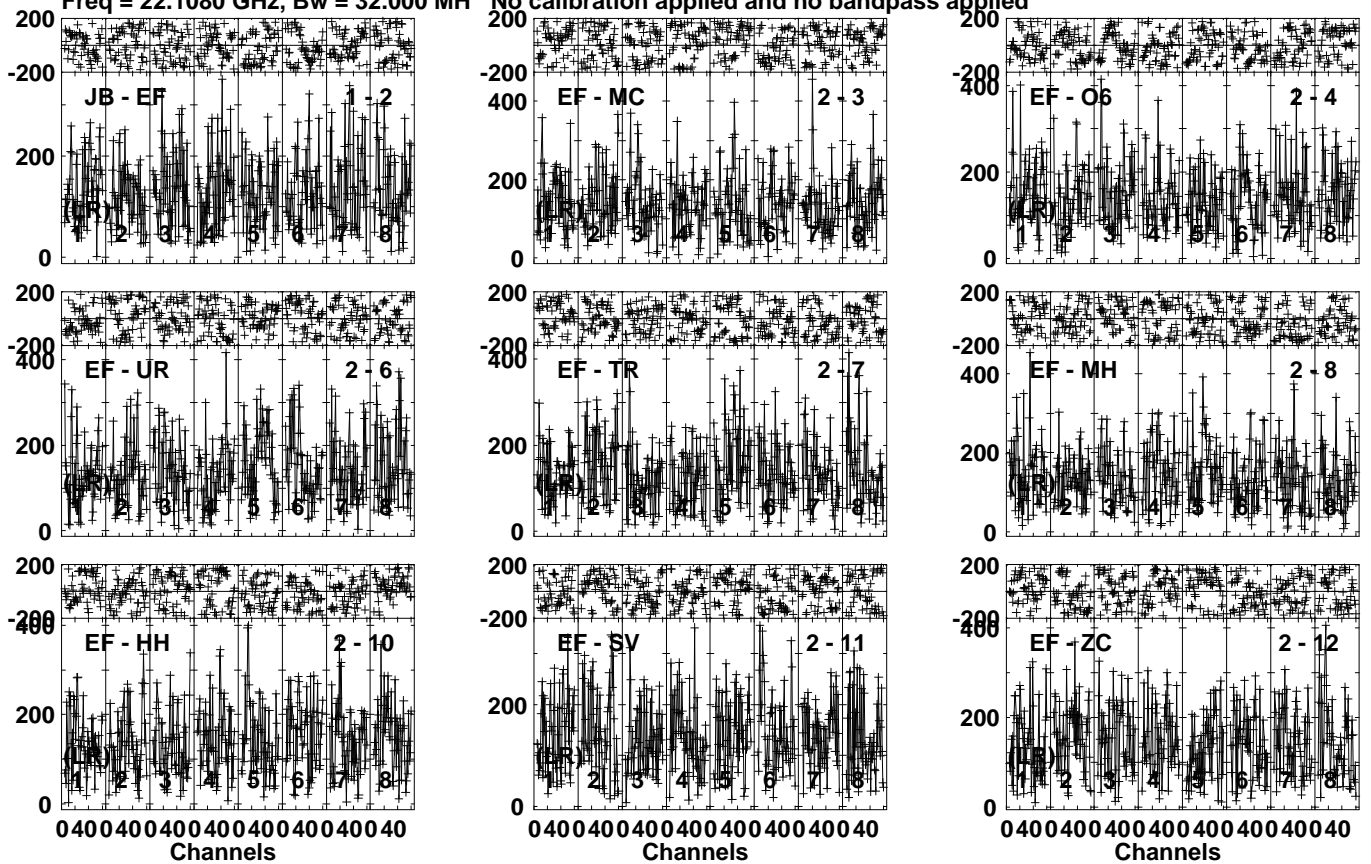
Lower frame: Micro Ampl Jy Top frame: Phas deg  
Vector averaged cross-power spectrum Several baselines displayed  
Timerange: 00/14:30:21 to 00/14:31:49

Plot file version 249 created 18-MAY-2021 12:29:47

J0243+0121 EY036B.UVDATA.1

Freq = 22.1080 GHz, Bw = 32.000 MH

No calibration applied and no bandpass applied

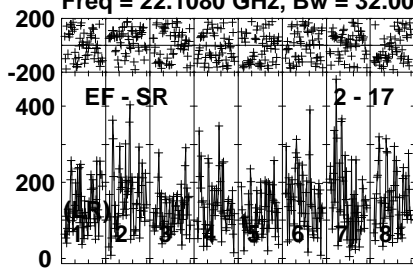


Lower frame: Micro Ampl Jy Top frame: Phas deg  
Vector averaged cross-power spectrum Several baselines displayed  
Timerange: 00/14:32:31 to 00/14:33:29

Plot file version 250 created 18-MAY-2021 12:29:47

J0243+0121 EY036B.UVDATA.1

Freq = 22.1080 GHz, Bw = 32.000 MH No calibration applied and no bandpass applied



Lower frame: Micro Ampl Jy Top frame: Phas deg  
Vector averaged cross-power spectrum Several baselines displayed  
Timerange: 00/14:32:31 to 00/14:33:29

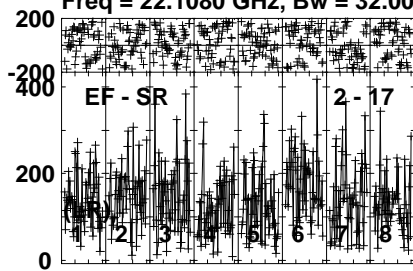




Plot file version 252 created 18-MAY-2021 12:29:47

NGC1068 EY036B.UVDATA.1

Freq = 22.1080 GHz, Bw = 32.000 MH No calibration applied and no bandpass applied



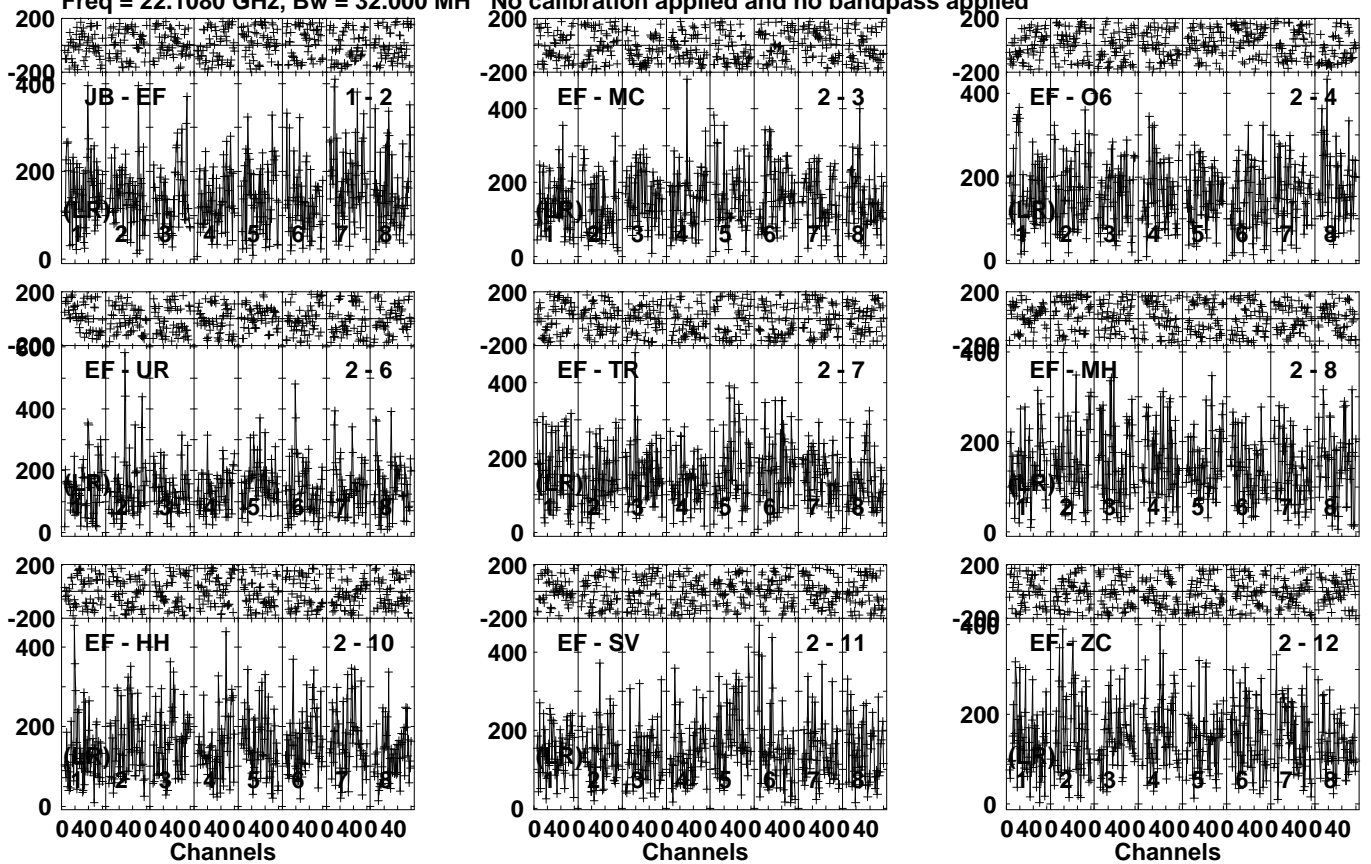
Lower frame: Micro Ampl Jy Top frame: Phas deg  
Vector averaged cross-power spectrum Several baselines displayed  
Timerange: 00/14:33:31 to 00/14:34:59

Plot file version 253 created 18-MAY-2021 12:29:47

J0243+0121 EY036B.UVDATA.1

Freq = 22.1080 GHz, Bw = 32.000 MH

No calibration applied and no bandpass applied

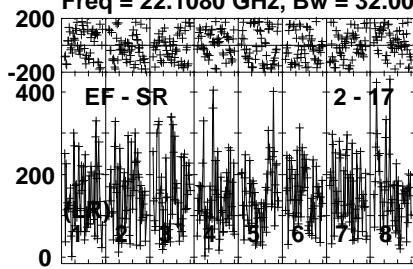


Lower frame: Micro Ampl Jy Top frame: Phas deg  
Vector averaged cross-power spectrum Several baselines displayed  
Timerange: 00/14:35:01 to 00/14:36:29

Plot file version 254 created 18-MAY-2021 12:29:48

J0243+0121 EY036B.UVDATA.1

Freq = 22.1080 GHz, Bw = 32.000 MH No calibration applied and no bandpass applied



Lower frame: Micro Ampl Jy Top frame: Phas deg

Vector averaged cross-power spectrum Several baselines displayed

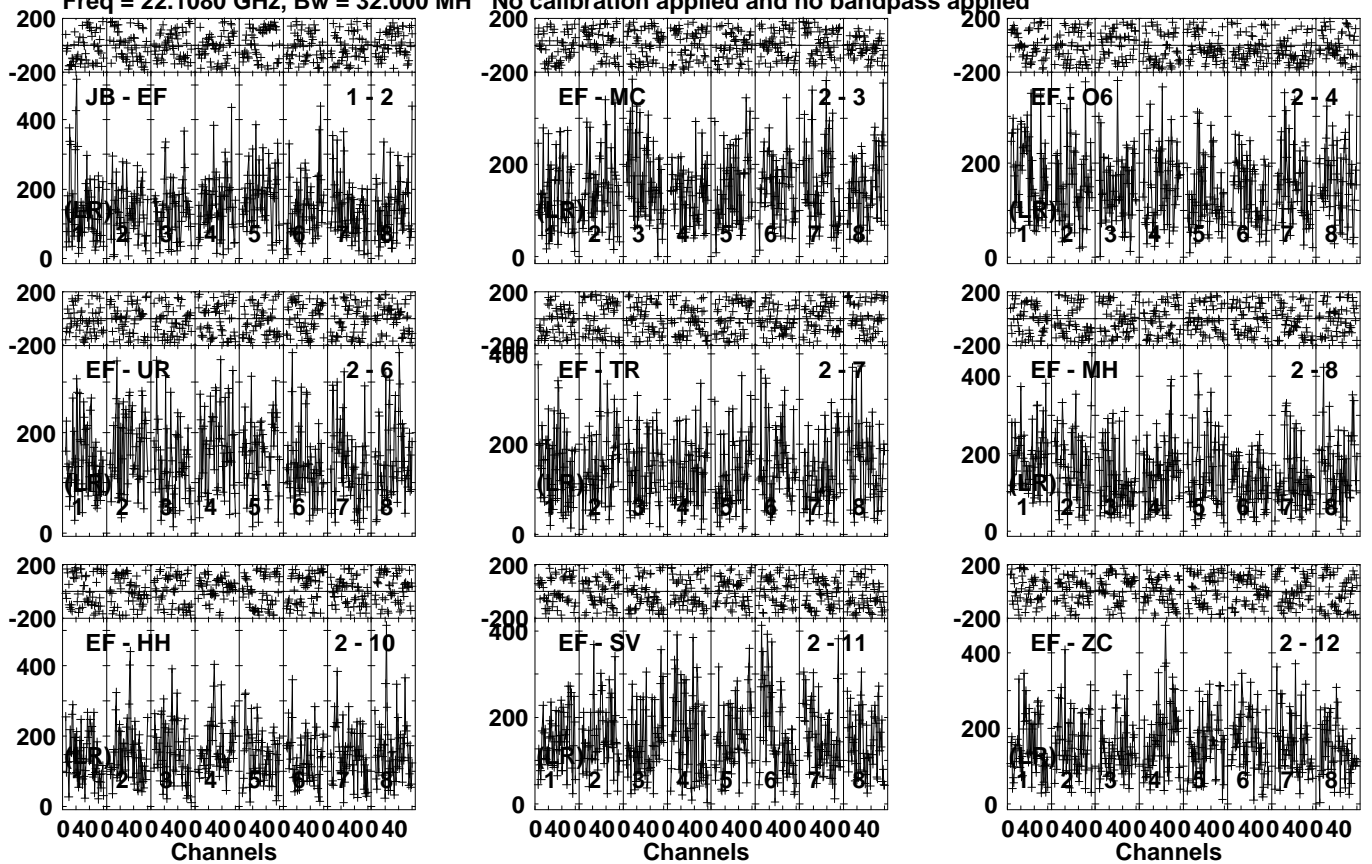
Timerange: 00/14:35:01 to 00/14:36:29

Plot file version 255 created 18-MAY-2021 12:29:48

NGC1068 EY036B.UVDATA.1

Freq = 22.1080 GHz, Bw = 32.000 MH

No calibration applied and no bandpass applied

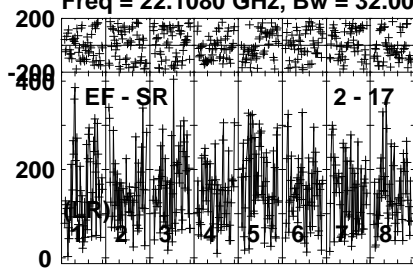


Lower frame: Micro Ampl Jy Top frame: Phas deg  
Vector averaged cross-power spectrum Several baselines displayed  
Timerange: 00/14:36:31 to 00/14:37:59

Plot file version 256 created 18-MAY-2021 12:29:48

NGC1068 EY036B.UVDATA.1

Freq = 22.1080 GHz, Bw = 32.000 MH No calibration applied and no bandpass applied



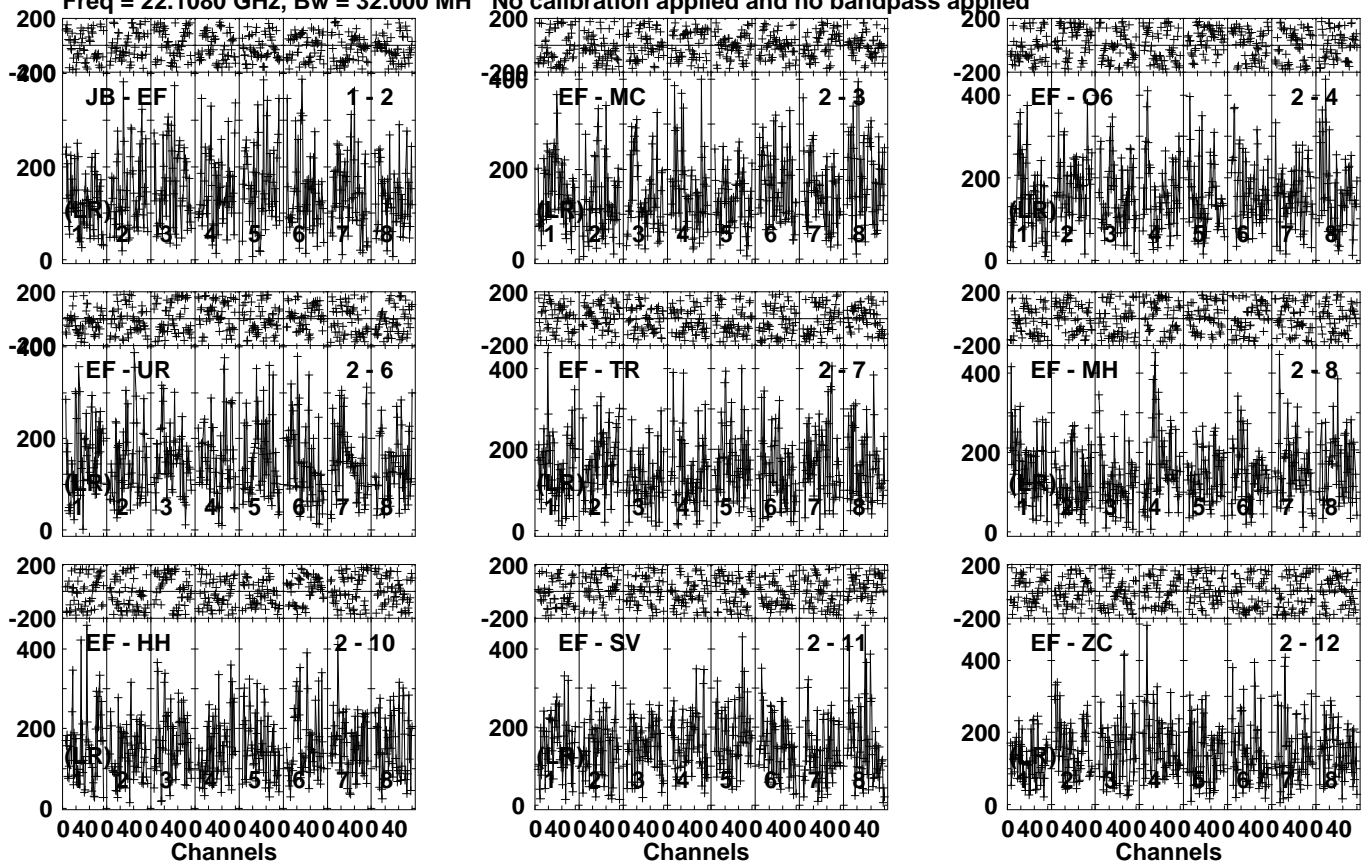
Lower frame: Micro Ampl Jy Top frame: Phas deg  
Vector averaged cross-power spectrum Several baselines displayed  
Timerange: 00/14:36:31 to 00/14:37:59

Plot file version 257 created 18-MAY-2021 12:29:48

J0243+0121 EY036B.UVDATA.1

Freq = 22.1080 GHz, Bw = 32.000 MH

No calibration applied and no bandpass applied

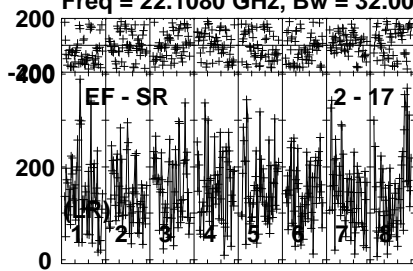


Lower frame: Micro Ampl Jy Top frame: Phas deg  
Vector averaged cross-power spectrum Several baselines displayed  
Timerange: 00/14:38:01 to 00/14:39:29

Plot file version 258 created 18-MAY-2021 12:29:48

J0243+0121 EY036B.UVDATA.1

Freq = 22.1080 GHz, Bw = 32.000 MH No calibration applied and no bandpass applied



Lower frame: Micro Ampl Jy Top frame: Phas deg  
Vector averaged cross-power spectrum Several baselines displayed  
Timerange: 00/14:38:01 to 00/14:39:29

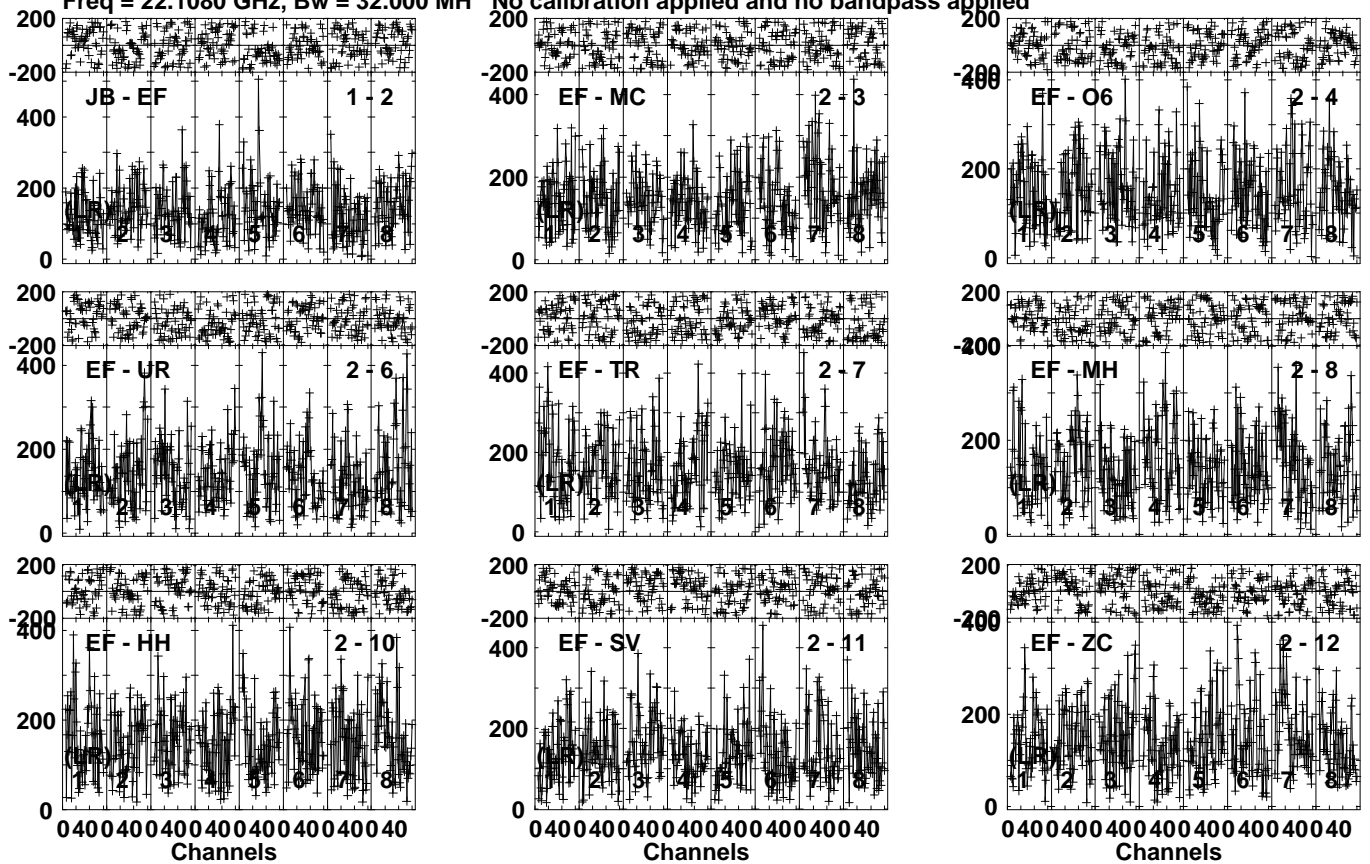


Plot file version 259 created 18-MAY-2021 12:29:48

NGC1068 EY036B.UVDATA.1

Freq = 22.1080 GHz, Bw = 32.000 MH

No calibration applied and no bandpass applied

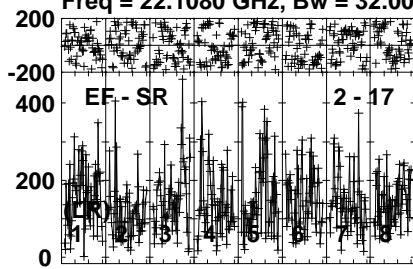


Lower frame: Micro Ampl Jy Top frame: Phas deg  
Vector averaged cross-power spectrum Several baselines displayed  
Timerange: 00/14:39:31 to 00/14:40:59

Plot file version 260 created 18-MAY-2021 12:29:48

NGC1068 EY036B.UVDATA.1

Freq = 22.1080 GHz, Bw = 32.000 MH No calibration applied and no bandpass applied



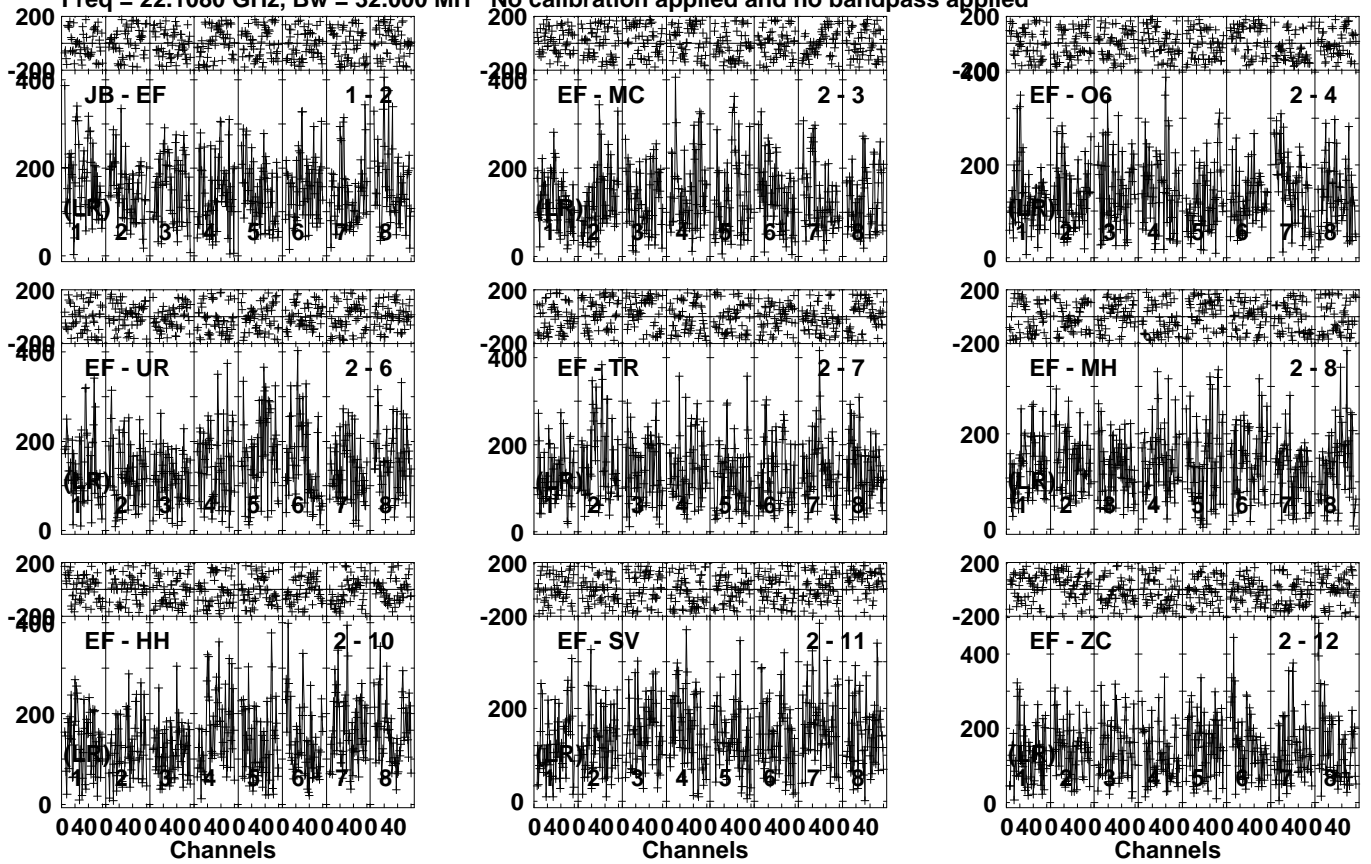
Lower frame: Micro Ampl Jy Top frame: Phas deg  
Vector averaged cross-power spectrum Several baselines displayed  
Timerange: 00/14:39:31 to 00/14:40:59

Plot file version 261 created 18-MAY-2021 12:29:48

J0243+0121 EY036B.UVDATA.1

Freq = 22.1080 GHz, Bw = 32.000 MH

No calibration applied and no bandpass applied

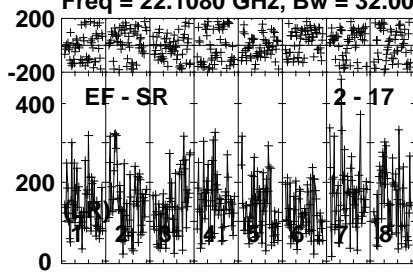


Lower frame: Micro Ampl Jy Top frame: Phas deg  
Vector averaged cross-power spectrum Several baselines displayed  
Timerange: 00/14:41:41 to 00/14:42:39

Plot file version 262 created 18-MAY-2021 12:29:49

J0243+0121 EY036B.UVDATA.1

Freq = 22.1080 GHz, Bw = 32.000 MH No calibration applied and no bandpass applied



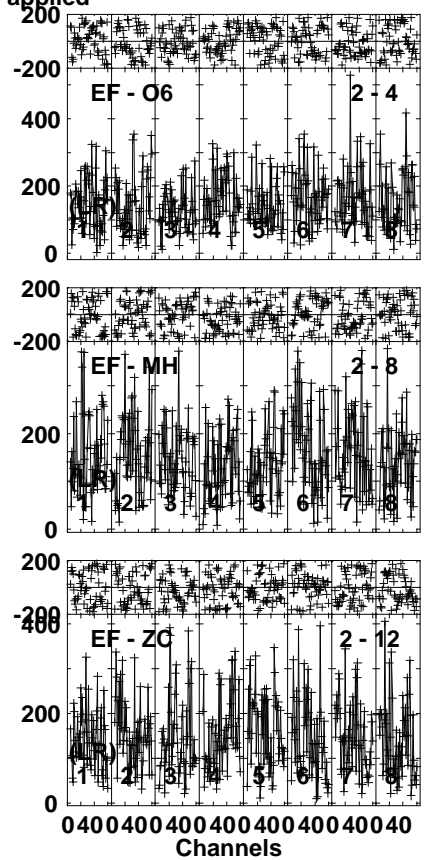
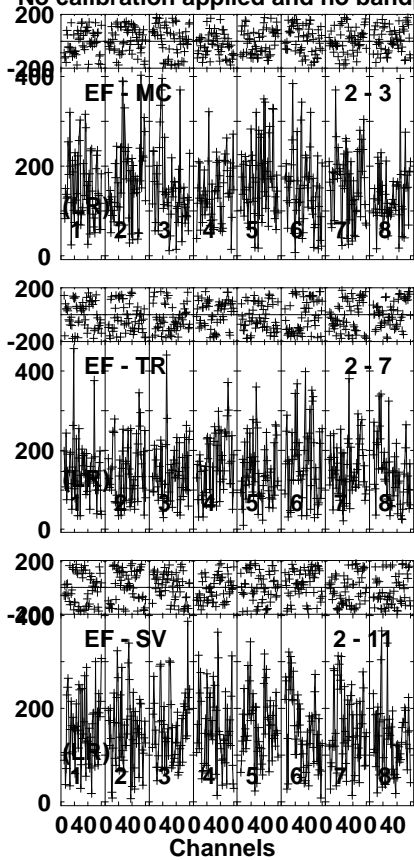
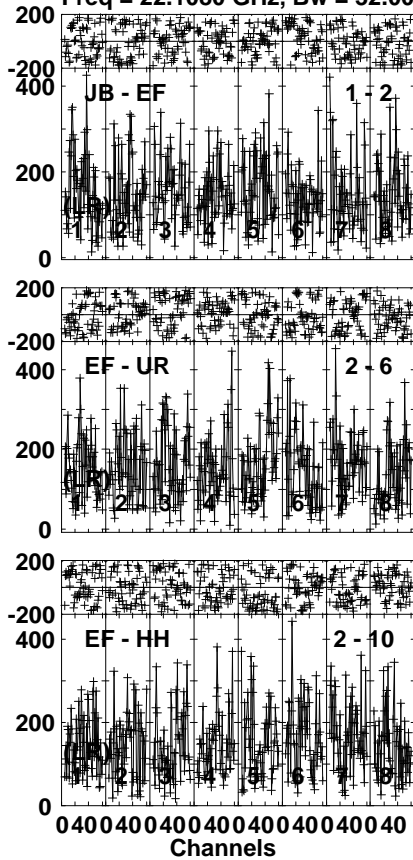
Lower frame: Micro Ampl Jy Top frame: Phas deg  
Vector averaged cross-power spectrum Several baselines displayed  
Timerange: 00/14:41:41 to 00/14:42:39

Plot file version 263 created 18-MAY-2021 12:29:49

NGC1068 EY036B.UVDATA.1

Freq = 22.1080 GHz, Bw = 32.000 MH

No calibration applied and no bandpass applied

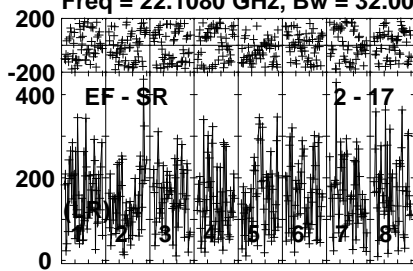


Lower frame: Micro Ampl Jy Top frame: Phas deg  
Vector averaged cross-power spectrum Several baselines displayed  
Timerange: 00/14:42:41 to 00/14:44:09

Plot file version 264 created 18-MAY-2021 12:29:49

NGC1068 EY036B.UVDATA.1

Freq = 22.1080 GHz, Bw = 32.000 MH No calibration applied and no bandpass applied



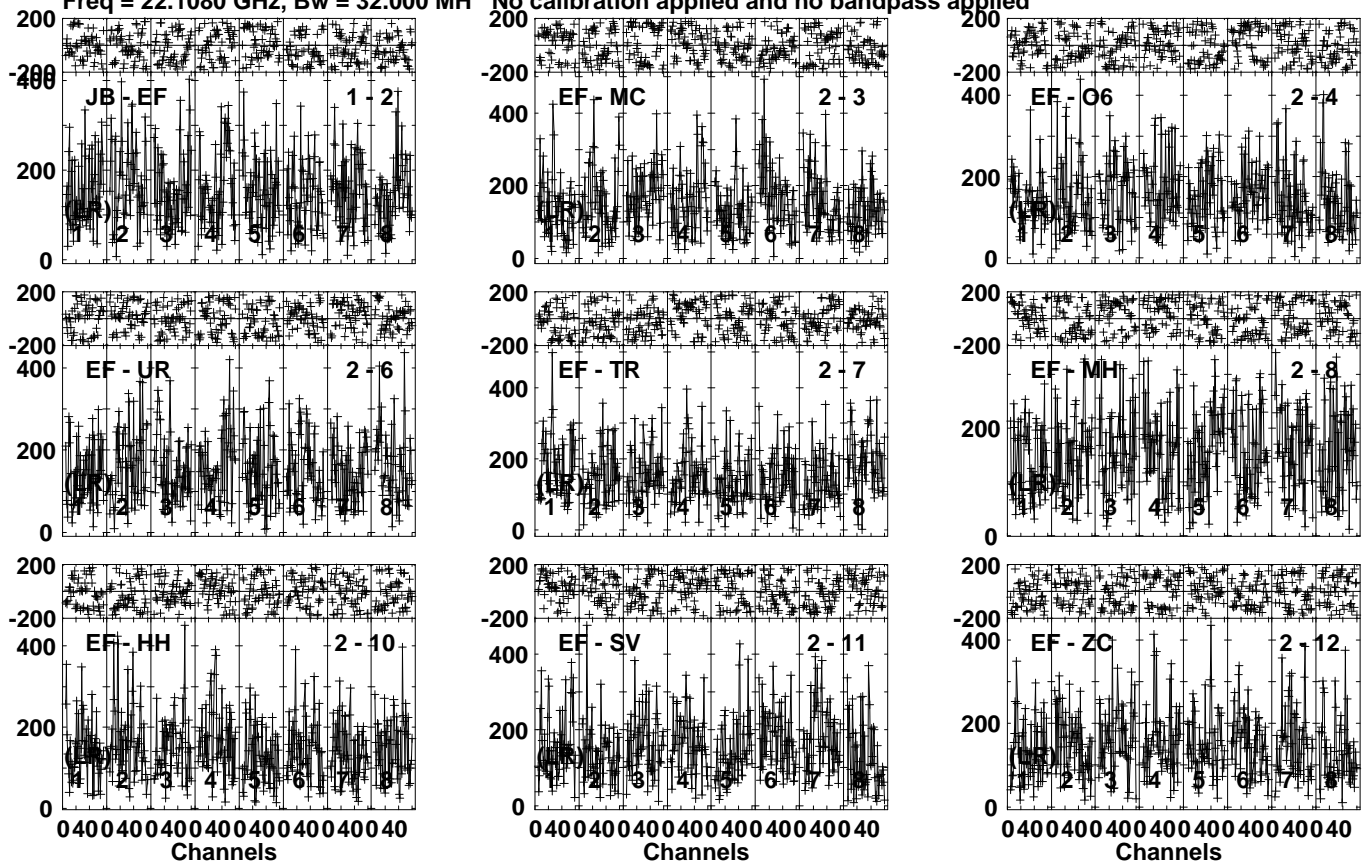
Lower frame: Micro Ampl Jy Top frame: Phas deg  
Vector averaged cross-power spectrum Several baselines displayed  
Timerange: 00/14:42:41 to 00/14:44:09

Plot file version 265 created 18-MAY-2021 12:29:49

J0243+0121 EY036B.UVDATA.1

Freq = 22.1080 GHz, Bw = 32.000 MH

No calibration applied and no bandpass applied

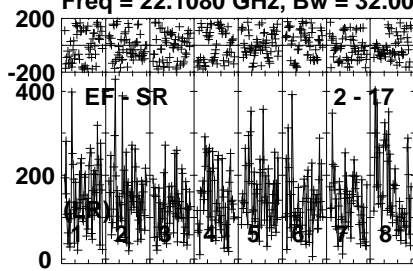


Lower frame: Micro Ampl Jy Top frame: Phas deg  
Vector averaged cross-power spectrum Several baselines displayed  
Timerange: 00/14:44:11 to 00/14:45:39

Plot file version 266 created 18-MAY-2021 12:29:49

J0243+0121 EY036B.UVDATA.1

Freq = 22.1080 GHz, Bw = 32.000 MH No calibration applied and no bandpass applied



Lower frame: Micro Ampl Jy Top frame: Phas deg  
Vector averaged cross-power spectrum Several baselines displayed  
Timerange: 00/14:44:11 to 00/14:45:39

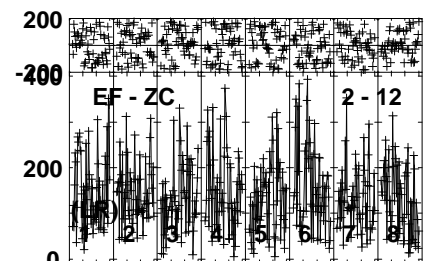
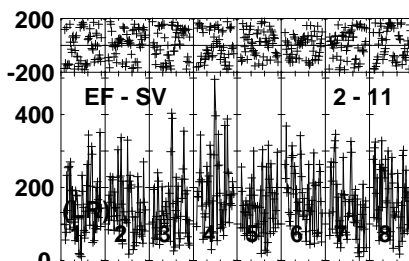
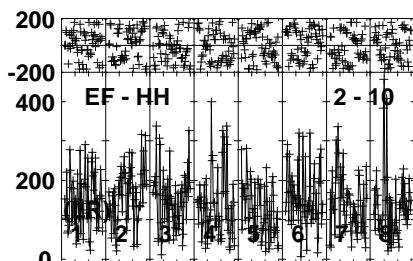
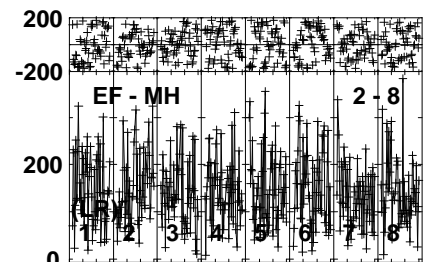
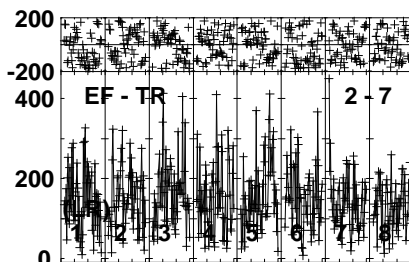
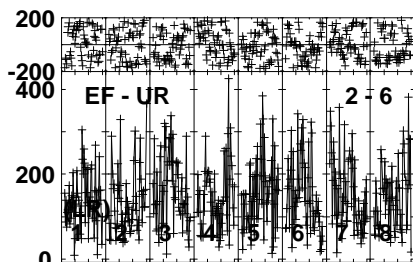
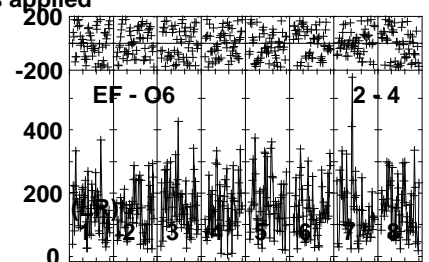
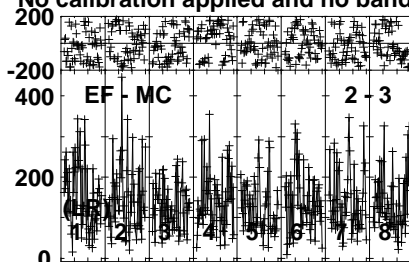
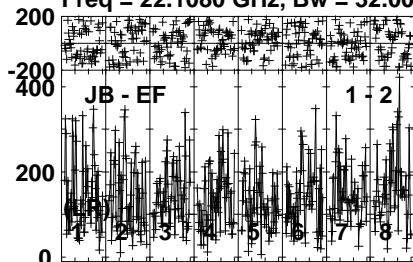


Plot file version 267 created 18-MAY-2021 12:29:49

NGC1068 EY036B.UVDATA.1

Freq = 22.1080 GHz, Bw = 32.000 MH

No calibration applied and no bandpass applied

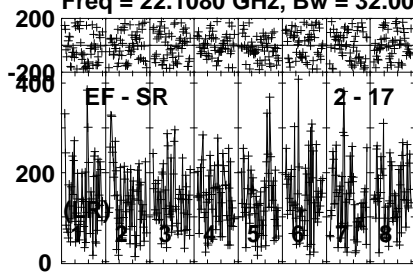


Lower frame: Micro Ampl Jy Top frame: Phas deg  
Vector averaged cross-power spectrum Several baselines displayed  
Timerange: 00/14:45:41 to 00/14:47:09

Plot file version 268 created 18-MAY-2021 12:29:50

NGC1068 EY036B.UVDATA.1

Freq = 22.1080 GHz, Bw = 32.000 MH No calibration applied and no bandpass applied



Lower frame: Micro Ampl Jy Top frame: Phas deg

Vector averaged cross-power spectrum Several baselines displayed

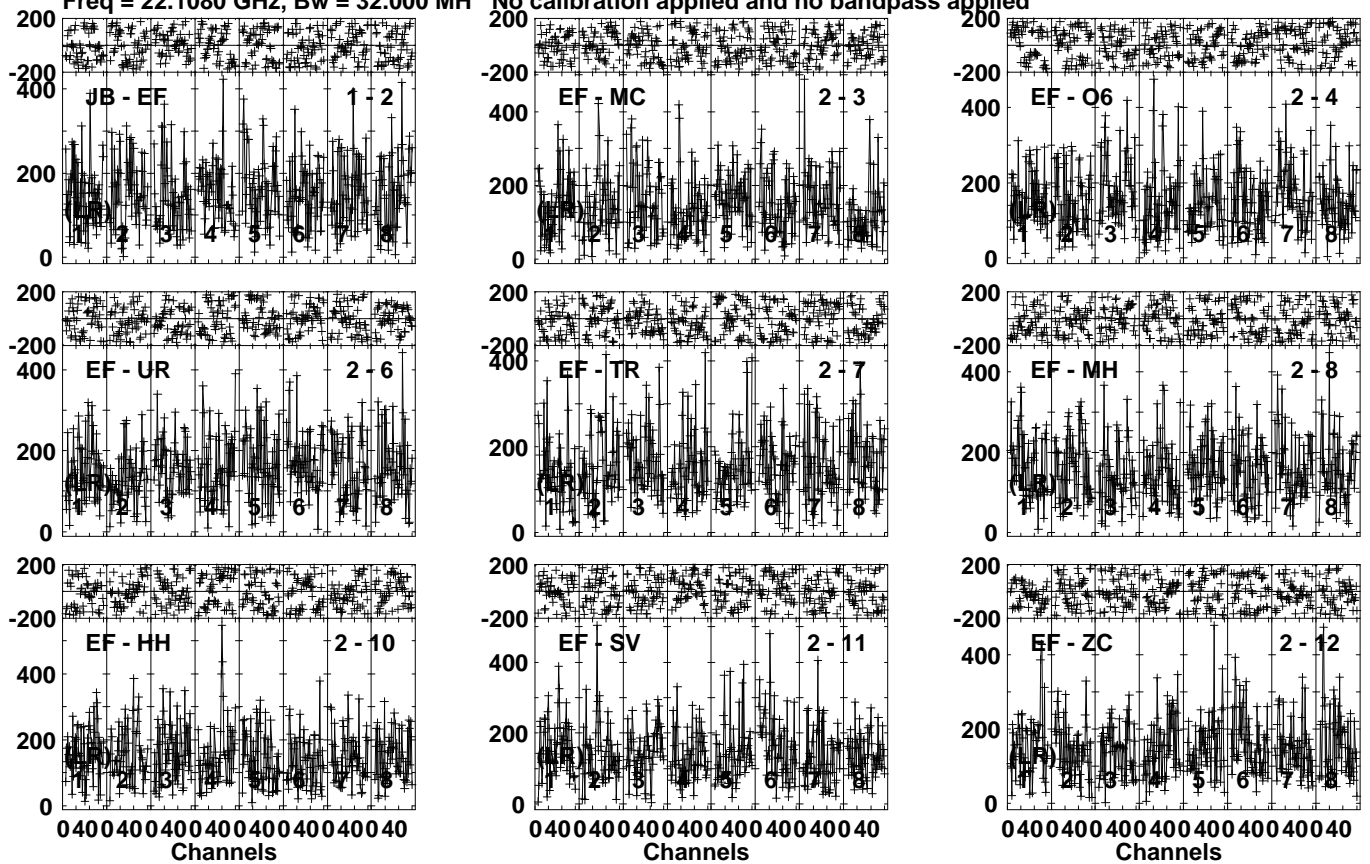
Timerange: 00/14:45:41 to 00/14:47:09

Plot file version 269 created 18-MAY-2021 12:29:50

J0243+0121 EY036B.UVDATA.1

Freq = 22.1080 GHz, Bw = 32.000 MH

No calibration applied and no bandpass applied

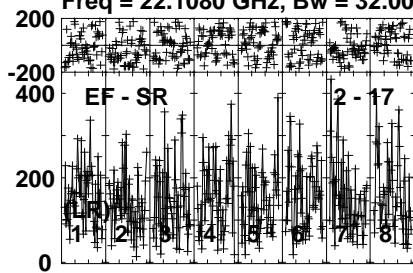


Lower frame: Micro Ampl Jy Top frame: Phas deg  
Vector averaged cross-power spectrum Several baselines displayed  
Timerange: 00/14:47:11 to 00/14:48:39

Plot file version 270 created 18-MAY-2021 12:29:50

J0243+0121 EY036B.UVDATA.1

Freq = 22.1080 GHz, Bw = 32.000 MH No calibration applied and no bandpass applied



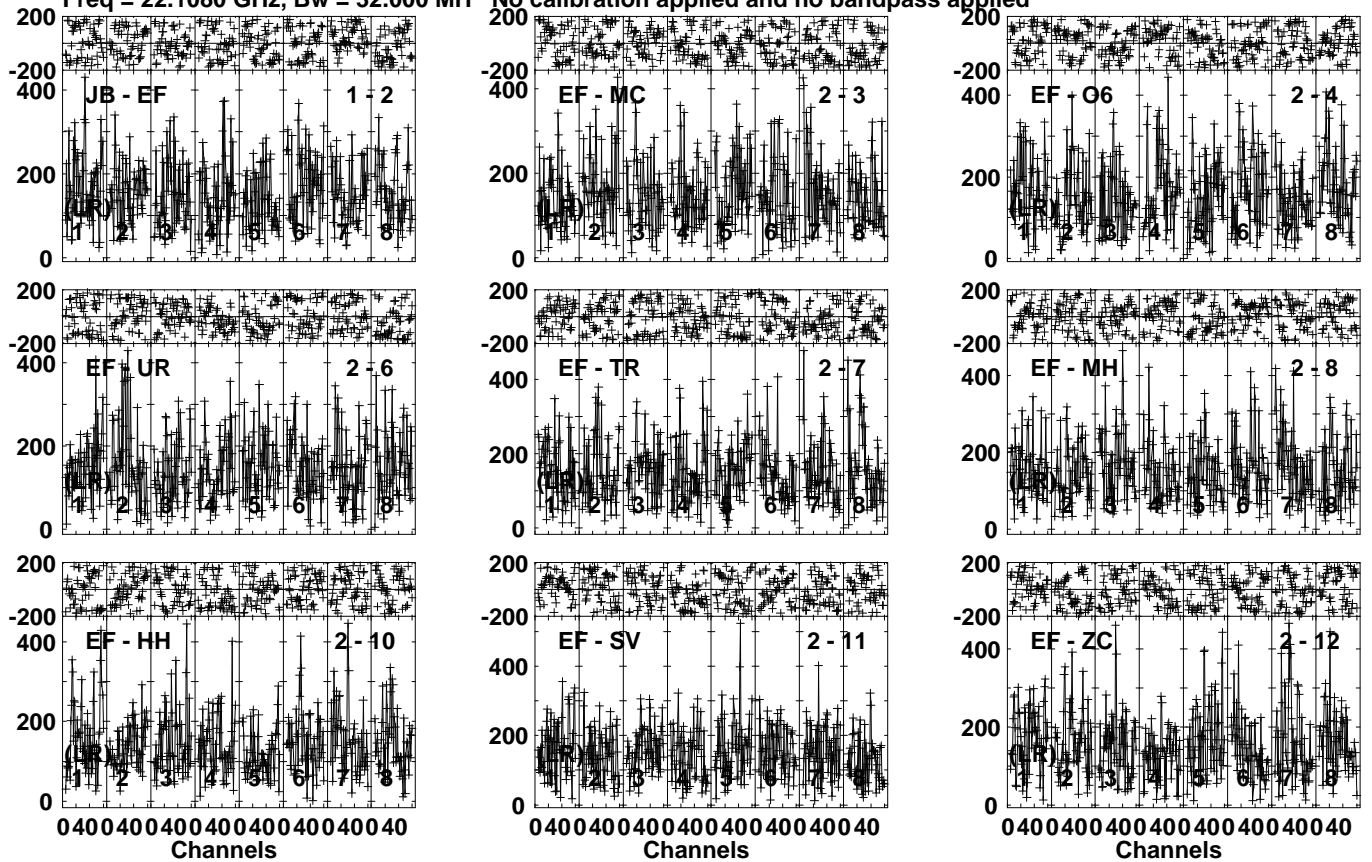
Lower frame: Micro Ampl Jy Top frame: Phas deg  
Vector averaged cross-power spectrum Several baselines displayed  
Timerange: 00/14:47:11 to 00/14:48:39

Plot file version 271 created 18-MAY-2021 12:29:50

NGC1068 EY036B.UVDATA.1

Freq = 22.1080 GHz, Bw = 32.000 MH

No calibration applied and no bandpass applied

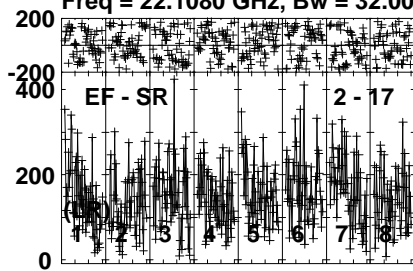


Lower frame: Micro Ampl Jy Top frame: Phas deg  
Vector averaged cross-power spectrum Several baselines displayed  
Timerange: 00/14:48:41 to 00/14:50:09

Plot file version 272 created 18-MAY-2021 12:29:50

NGC1068 EY036B.UVDATA.1

Freq = 22.1080 GHz, Bw = 32.000 MH No calibration applied and no bandpass applied



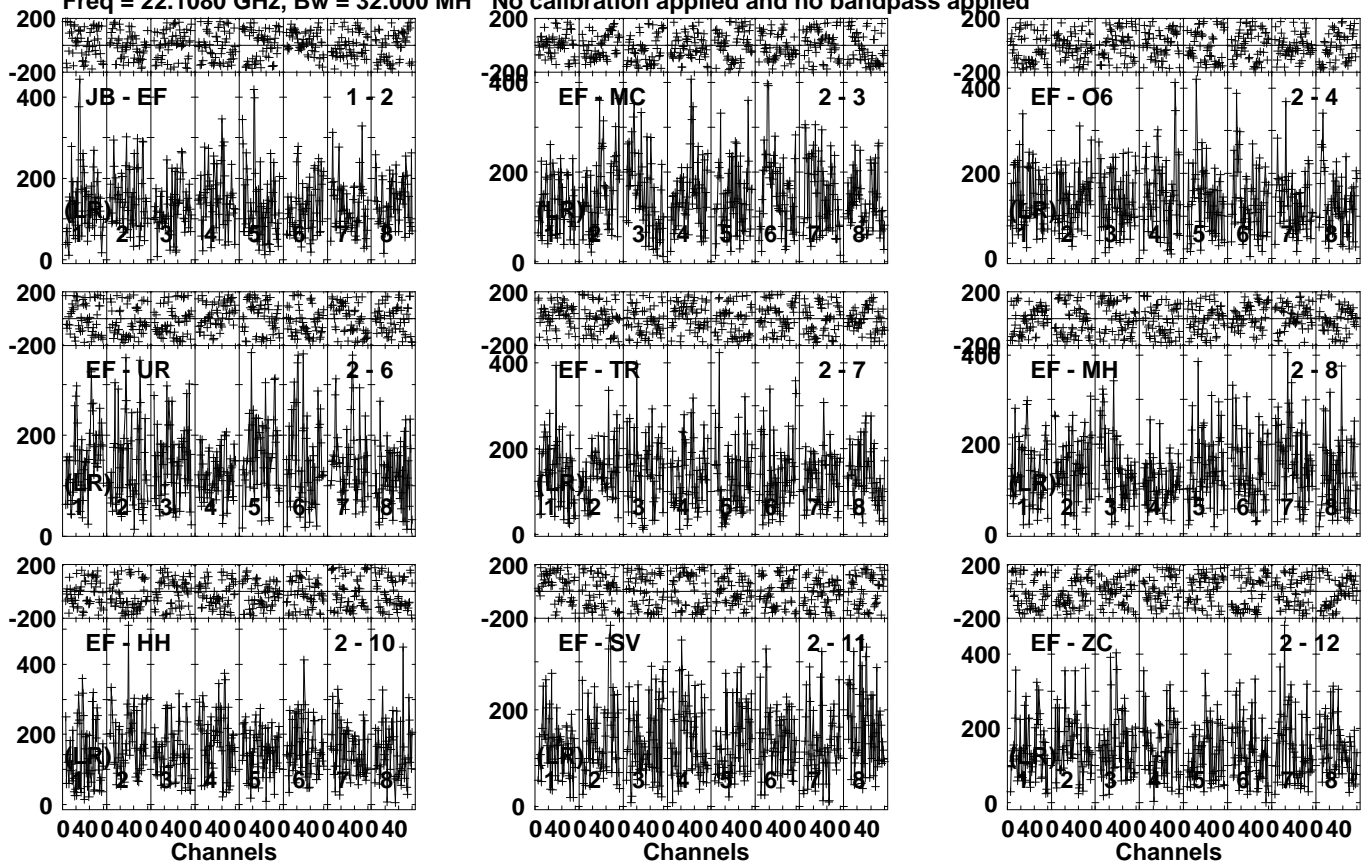
Lower frame: Micro Ampl Jy Top frame: Phas deg  
Vector averaged cross-power spectrum Several baselines displayed  
Timerange: 00/14:48:41 to 00/14:50:09

Plot file version 273 created 18-MAY-2021 12:29:50

J0243+0121 EY036B.UVDATA.1

Freq = 22.1080 GHz, Bw = 32.000 MH

No calibration applied and no bandpass applied

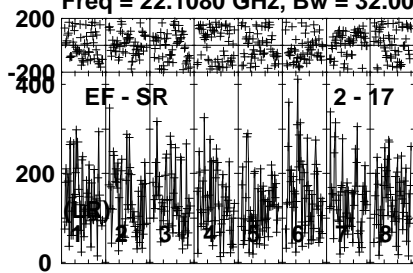


Lower frame: Micro Ampl Jy Top frame: Phas deg  
Vector averaged cross-power spectrum Several baselines displayed  
Timerange: 00/14:50:51 to 00/14:51:49

Plot file version 274 created 18-MAY-2021 12:29:50

J0243+0121 EY036B.UVDATA.1

Freq = 22.1080 GHz, Bw = 32.000 MH No calibration applied and no bandpass applied



Lower frame: Micro Ampl Jy Top frame: Phas deg  
Vector averaged cross-power spectrum Several baselines displayed  
Timerange: 00/14:50:51 to 00/14:51:49

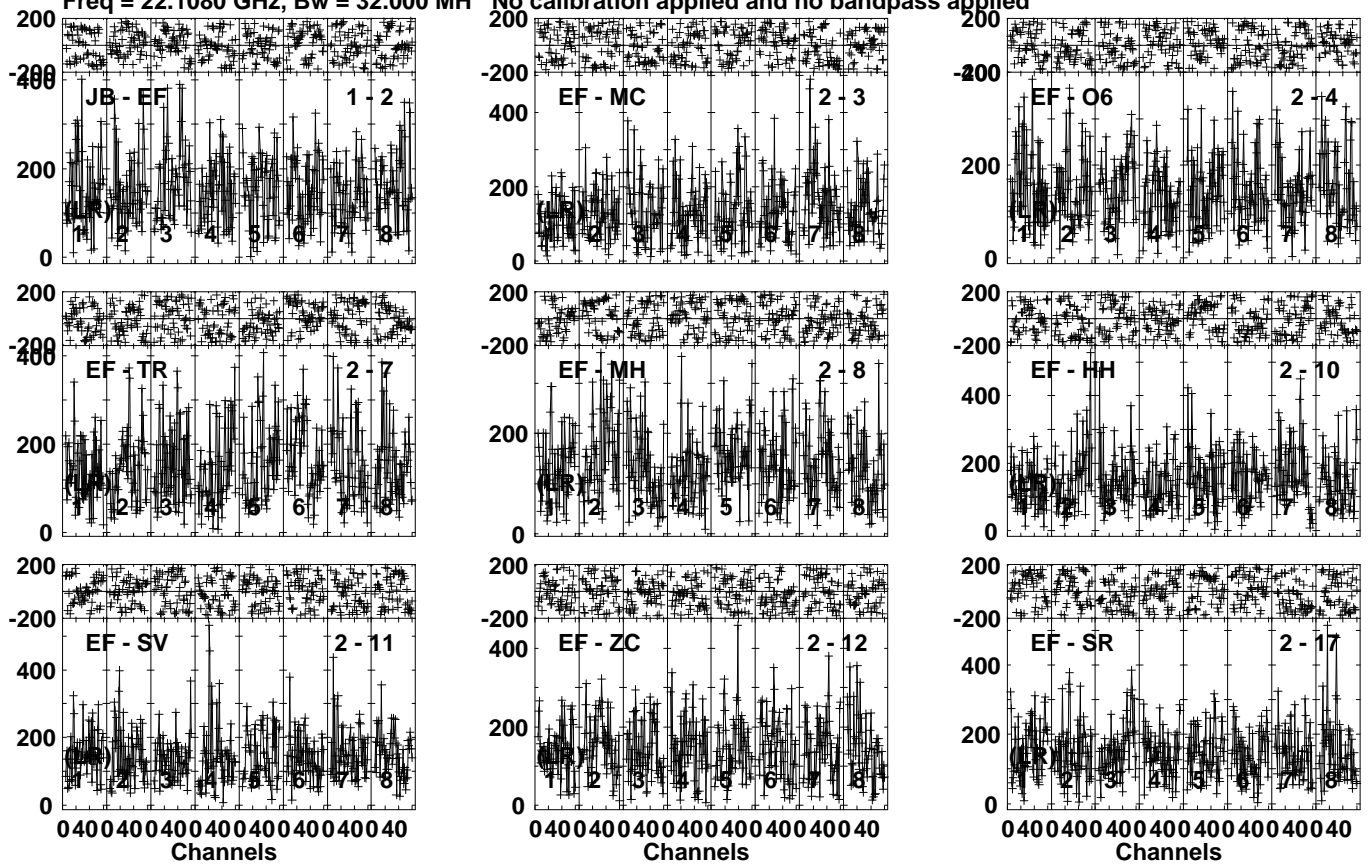


Plot file version 275 created 18-MAY-2021 12:29:50

NGC1068 EY036B.UVDATA.1

Freq = 22.1080 GHz, Bw = 32.000 MH

No calibration applied and no bandpass applied



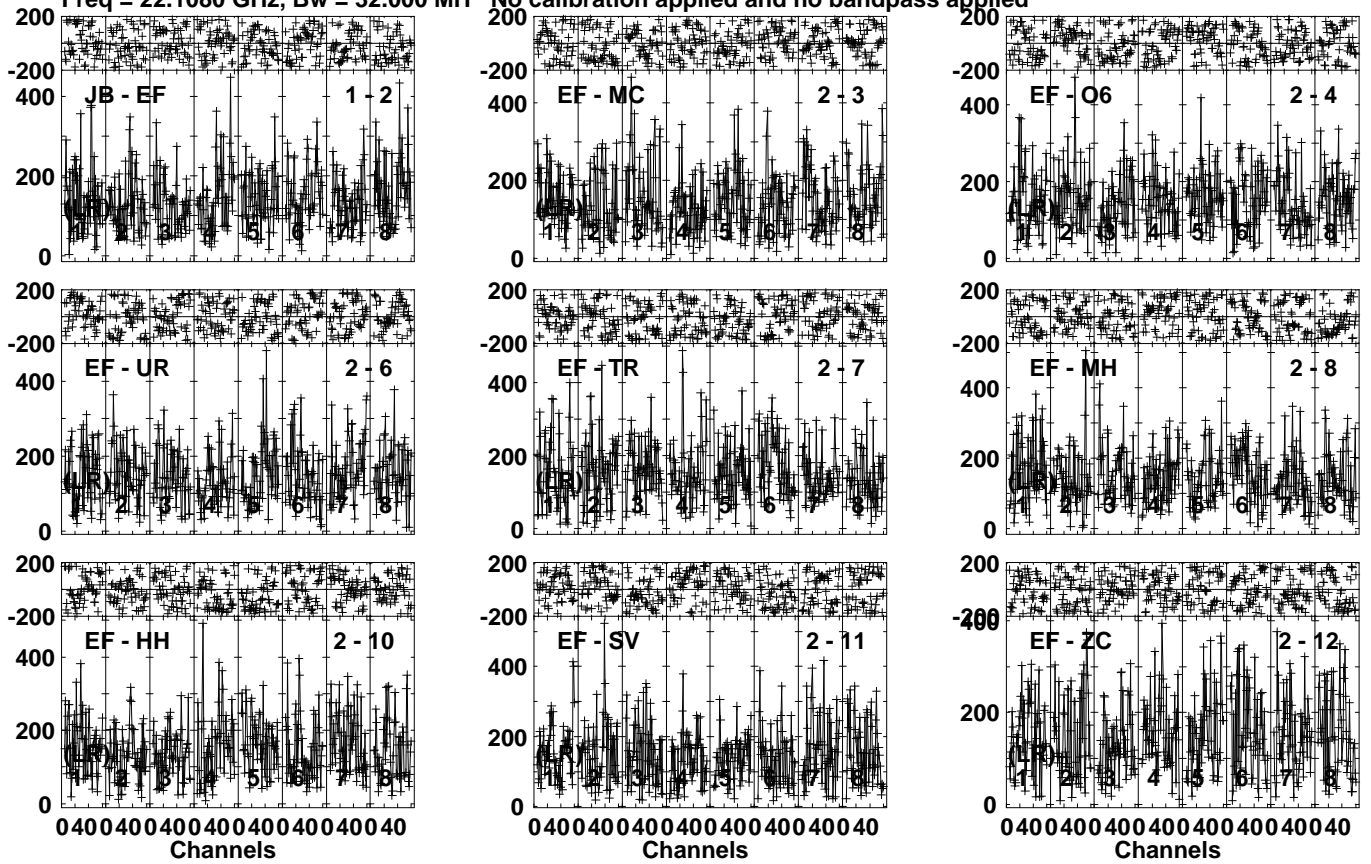
Lower frame: Micro Ampl Jy Top frame: Phas deg  
Vector averaged cross-power spectrum Several baselines displayed  
Timerange: 00/14:51:51 to 00/14:53:19

Plot file version 276 created 18-MAY-2021 12:29:51

J0243+0121 EY036B.UVDATA.1

Freq = 22.1080 GHz, Bw = 32.000 MH

No calibration applied and no bandpass applied

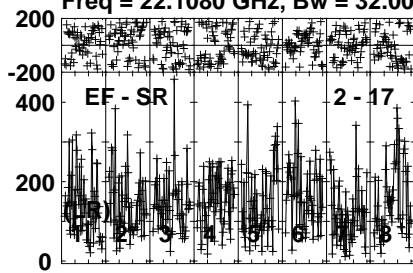


Lower frame: Micro Ampl Jy Top frame: Phas deg  
Vector averaged cross-power spectrum Several baselines displayed  
Timerange: 00/14:53:21 to 00/14:54:49

Plot file version 277 created 18-MAY-2021 12:29:51

J0243+0121 EY036B.UVDATA.1

Freq = 22.1080 GHz, Bw = 32.000 MH No calibration applied and no bandpass applied



Lower frame: Micro Ampl Jy Top frame: Phas deg

Vector averaged cross-power spectrum Several baselines displayed

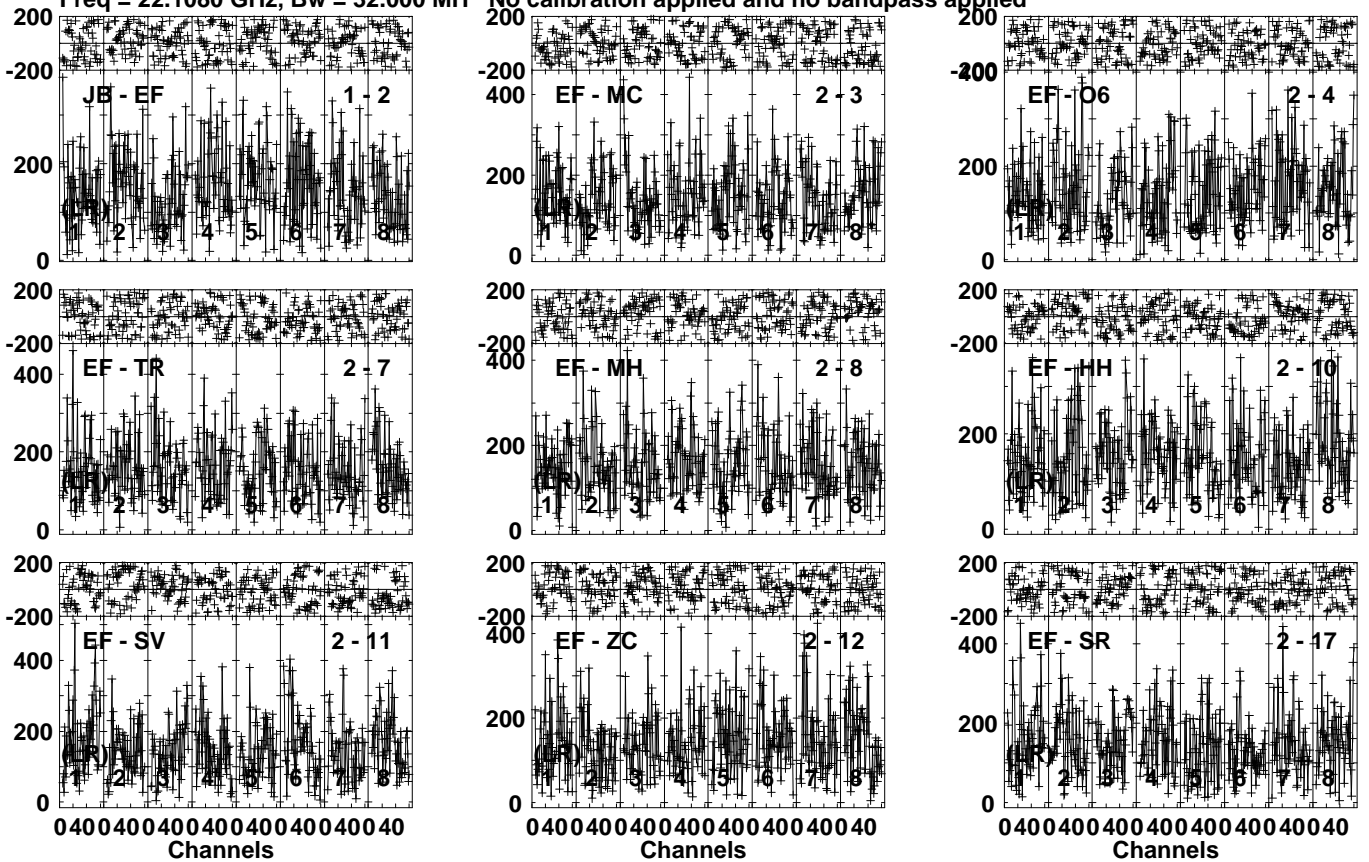
Timerange: 00/14:53:21 to 00/14:54:49

Plot file version 278 created 18-MAY-2021 12:29:51

NGC1068 EY036B.UVDATA.1

Freq = 22.1080 GHz, Bw = 32.000 MH

No calibration applied and no bandpass applied



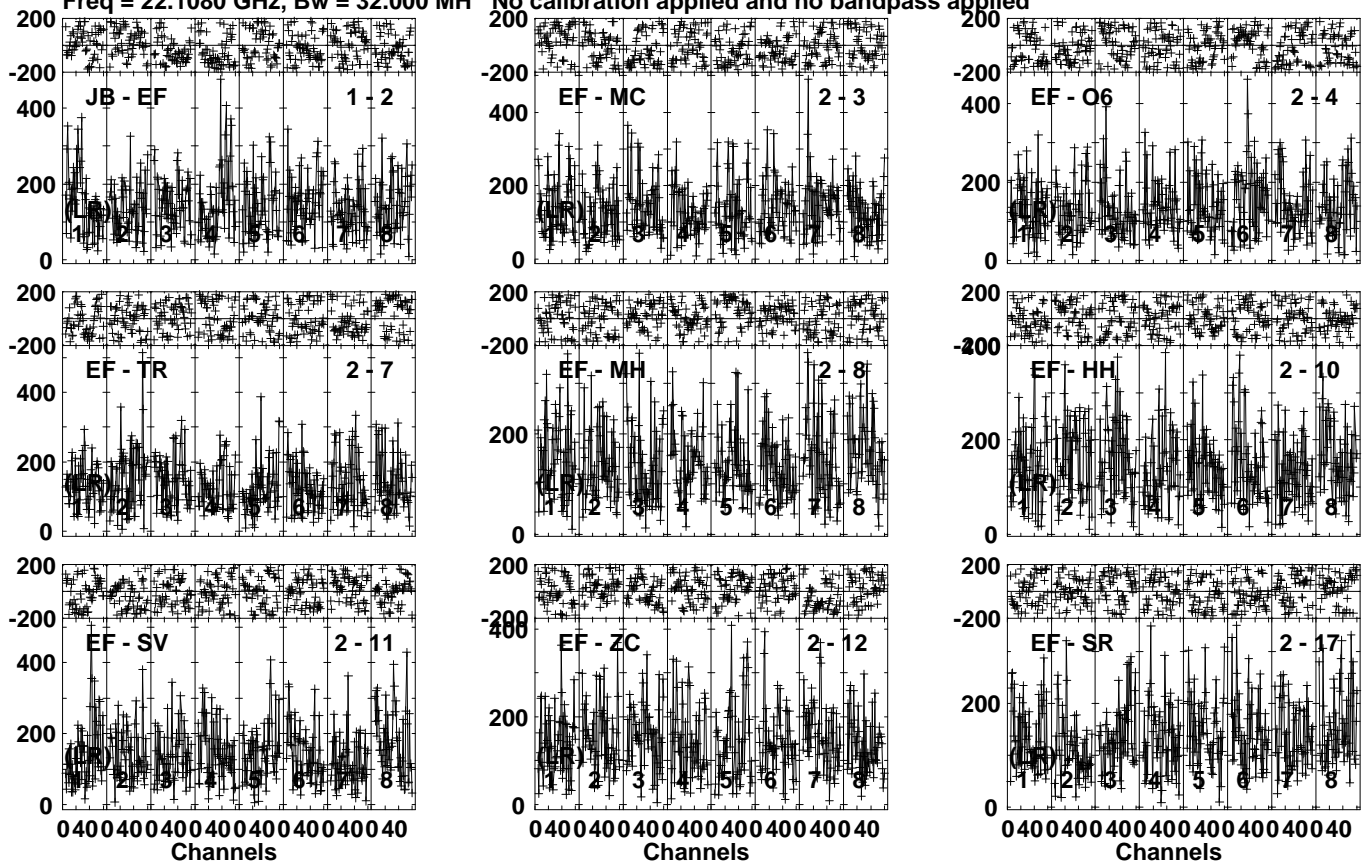
Lower frame: Micro Ampl Jy Top frame: Phas deg  
Vector averaged cross-power spectrum Several baselines displayed  
Timerange: 00/14:54:51 to 00/14:56:19

Plot file version 279 created 18-MAY-2021 12:29:51

J0243+0121 EY036B.UVDATA.1

Freq = 22.1080 GHz, Bw = 32.000 MH

No calibration applied and no bandpass applied



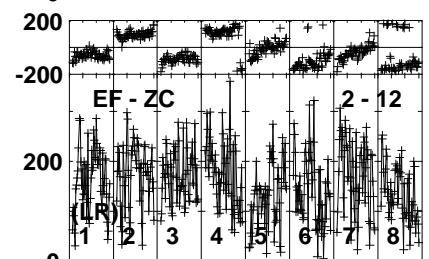
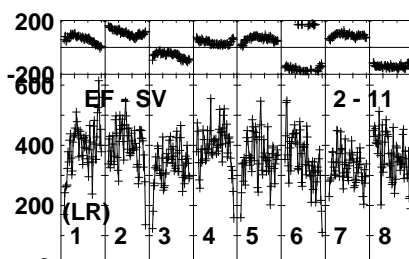
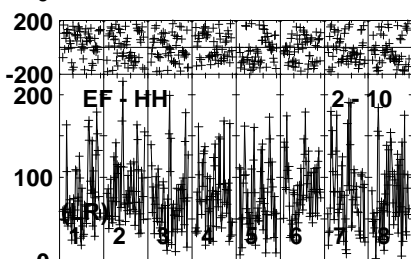
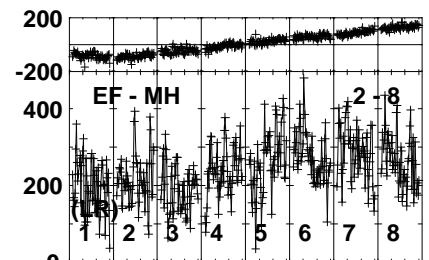
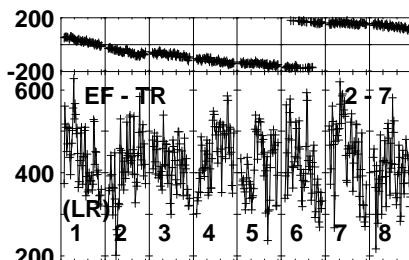
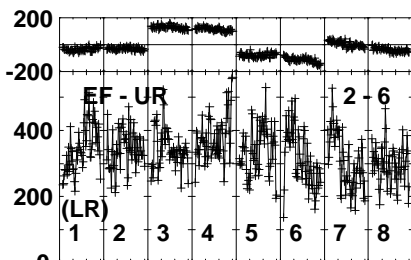
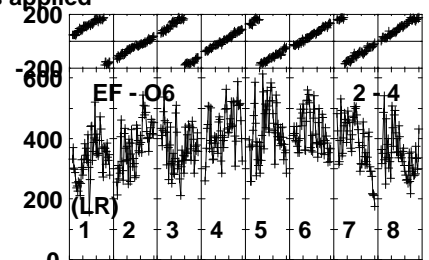
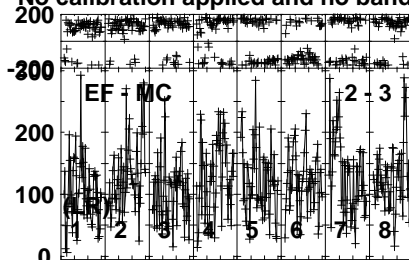
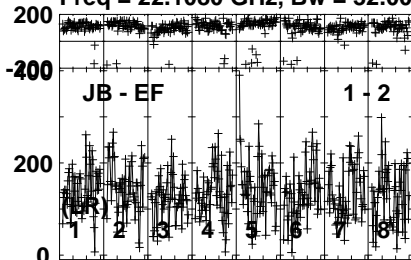
Lower frame: Micro Ampl Jy Top frame: Phas deg  
Vector averaged cross-power spectrum Several baselines displayed  
Timerange: 00/14:57:01 to 00/14:57:59

Plot file version 280 created 18-MAY-2021 12:29:52

0234+285 EY036B.UVDATA.1

Freq = 22.1080 GHz, Bw = 32.000 MH

No calibration applied and no bandpass applied



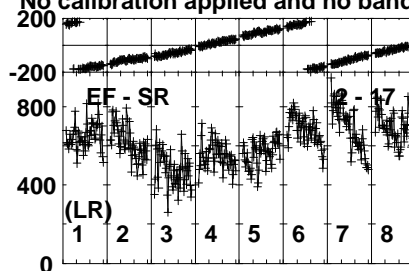
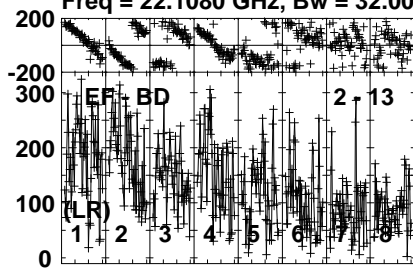
Lower frame: Micro Ampl Jy Top frame: Phas deg  
Vector averaged cross-power spectrum Several baselines displayed  
Timerange: 00/15:06:01 to 00/15:08:59

Plot file version 281 created 18-MAY-2021 12:29:52

0234+285 EY036B.UVDATA.1

Freq = 22.1080 GHz, Bw = 32.000 MH

No calibration applied and no bandpass applied



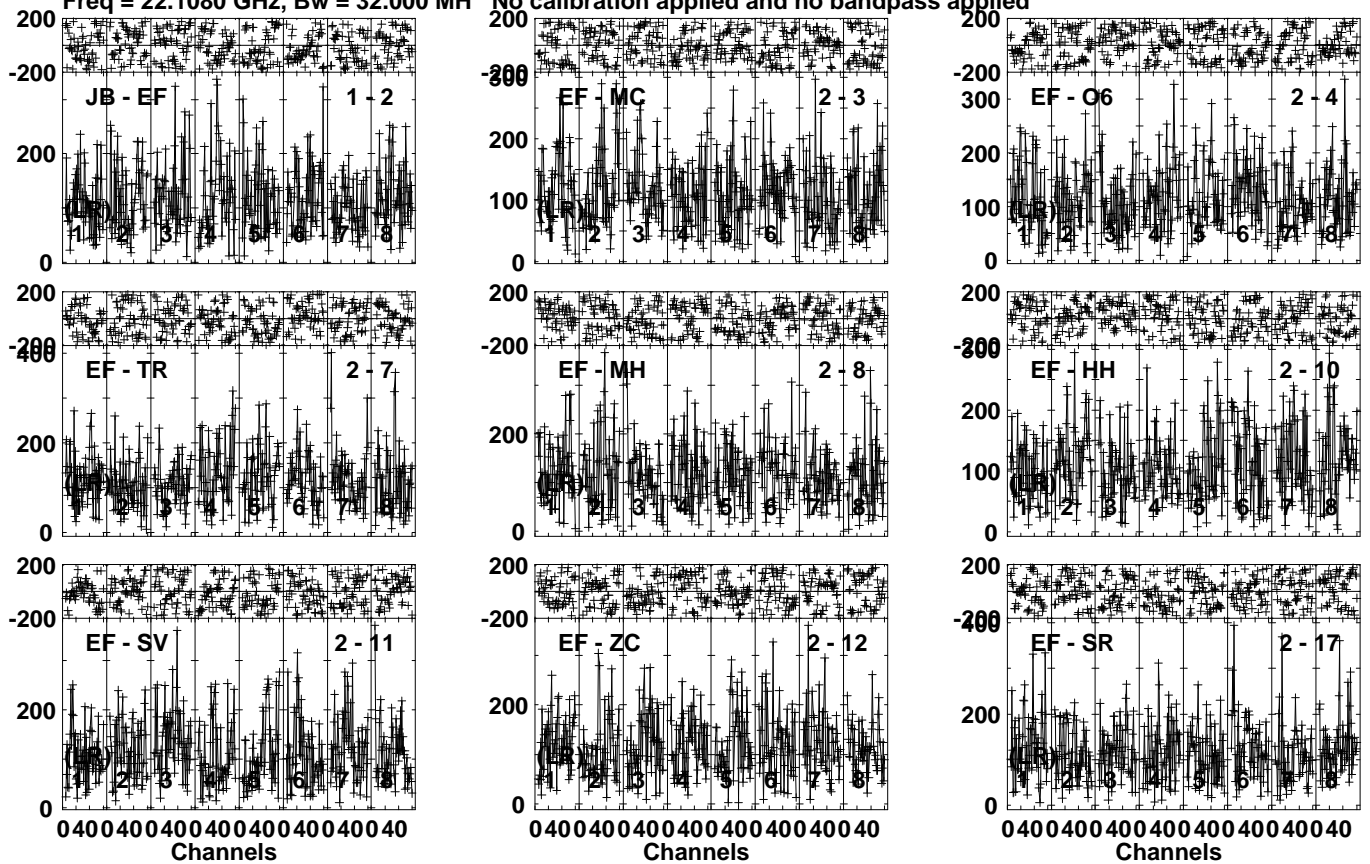
Lower frame: Micro Ampl Jy Top frame: Phas deg  
Vector averaged cross-power spectrum Several baselines displayed  
Timerange: 00/15:06:01 to 00/15:08:59

Plot file version 282 created 18-MAY-2021 12:29:52

J0243+0121 EY036B.UVDATA.1

Freq = 22.1080 GHz, Bw = 32.000 MH

No calibration applied and no bandpass applied



Lower frame: Micro Ampl Jy Top frame: Phas deg  
Vector averaged cross-power spectrum Several baselines displayed  
Timerange: 00/15:11:01 to 00/15:12:59

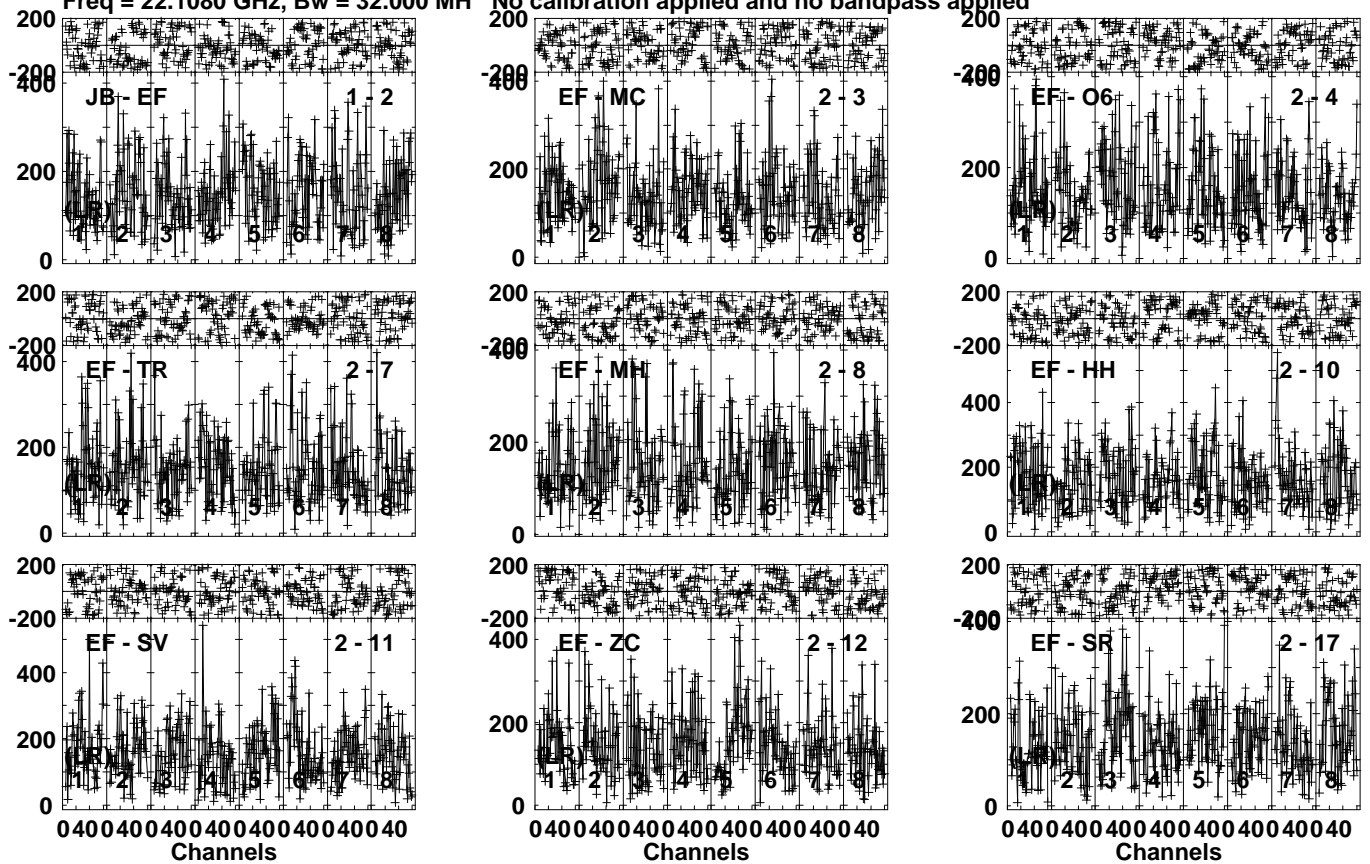


Plot file version 283 created 18-MAY-2021 12:29:52

NGC1068 EY036B.UVDATA.1

Freq = 22.1080 GHz, Bw = 32.000 MH

No calibration applied and no bandpass applied



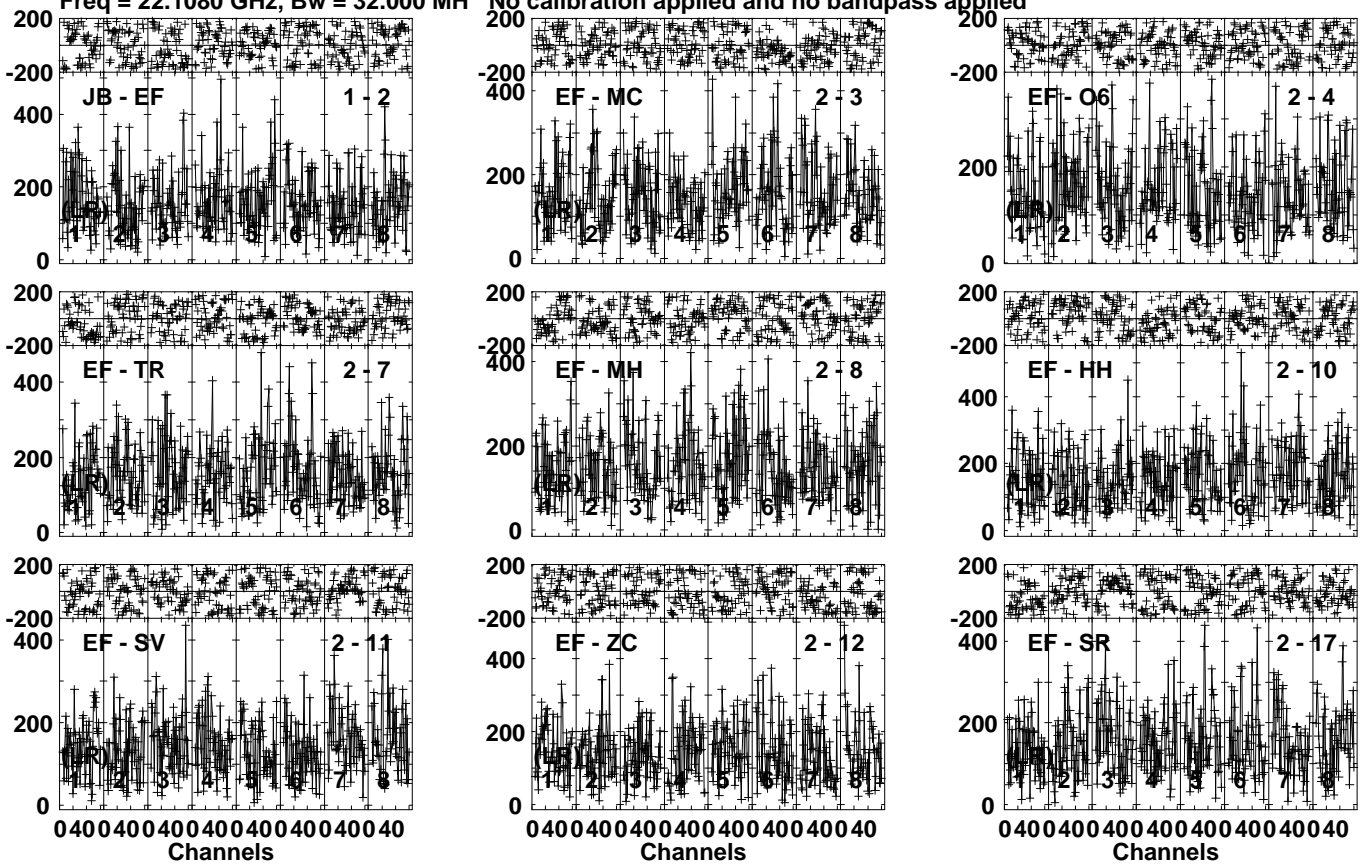
Lower frame: Micro Ampl Jy Top frame: Phas deg  
Vector averaged cross-power spectrum Several baselines displayed  
Timerange: 00/15:13:01 to 00/15:14:29

Plot file version 284 created 18-MAY-2021 12:29:53

J0243+0121 EY036B.UVDATA.1

Freq = 22.1080 GHz, Bw = 32.000 MH

No calibration applied and no bandpass applied



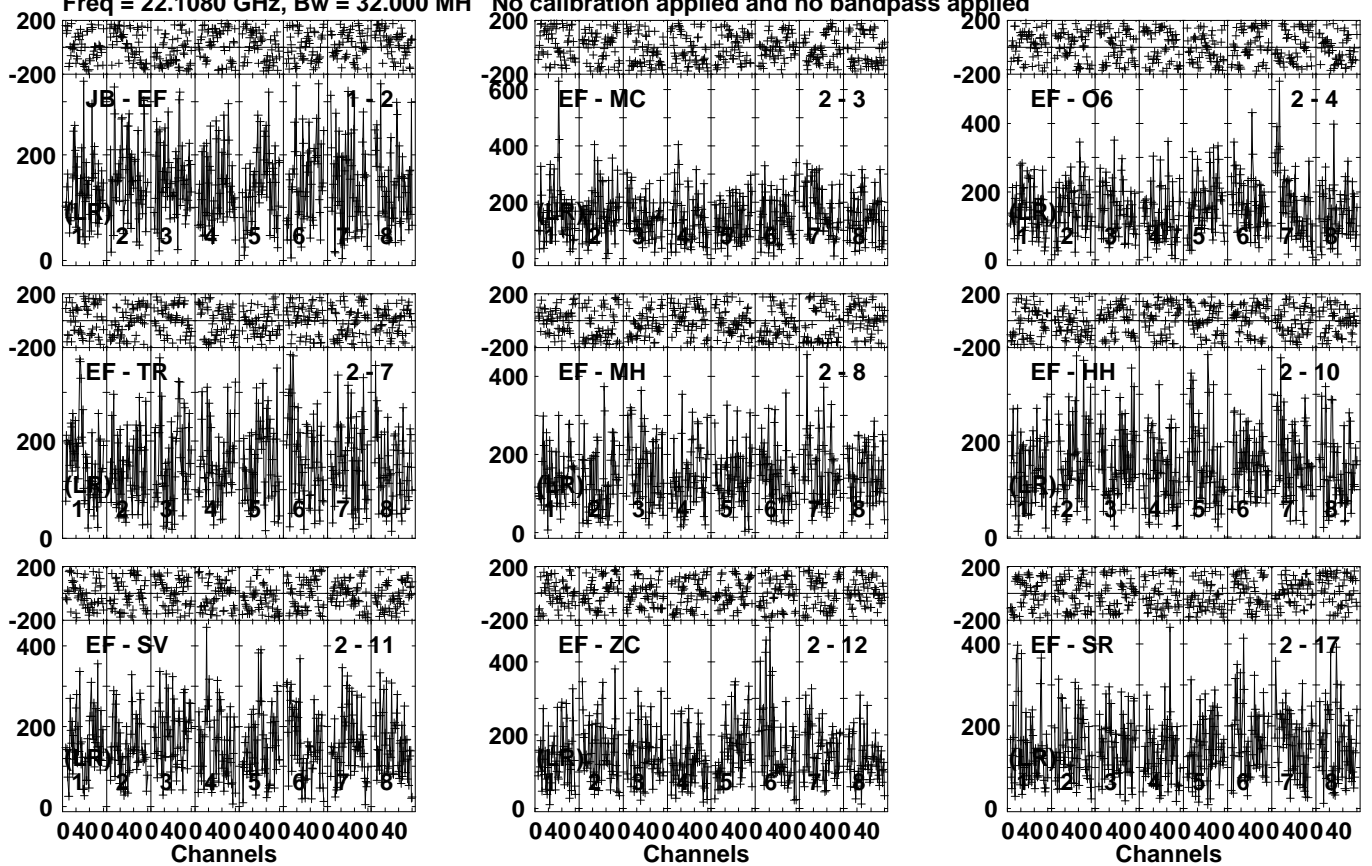
Lower frame: Micro Ampl Jy Top frame: Phas deg  
Vector averaged cross-power spectrum Several baselines displayed  
Timerange: 00/15:14:31 to 00/15:15:59

Plot file version 285 created 18-MAY-2021 12:29:53

NGC1068 EY036B.UVDATA.1

Freq = 22.1080 GHz, Bw = 32.000 MH

No calibration applied and no bandpass applied



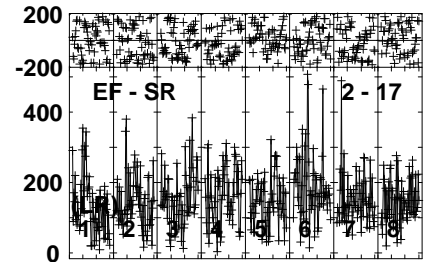
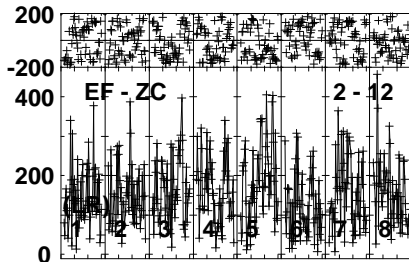
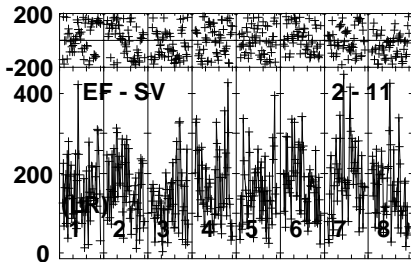
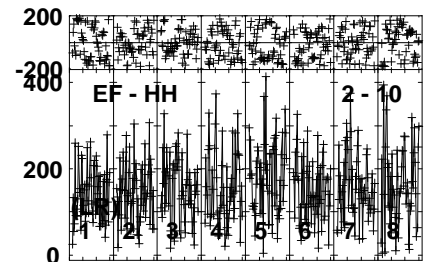
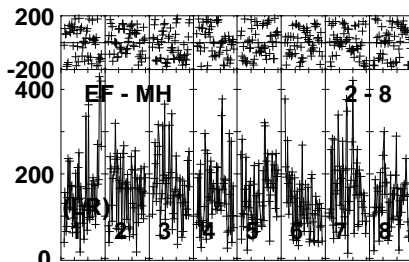
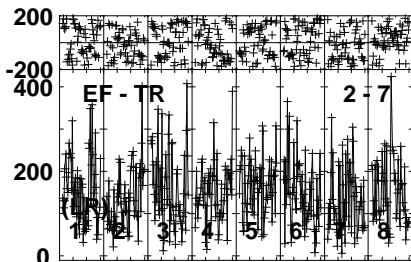
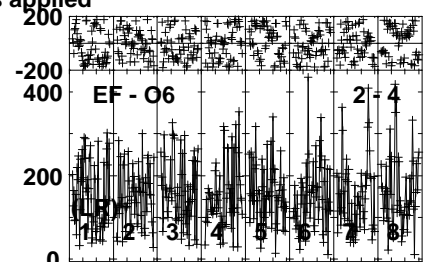
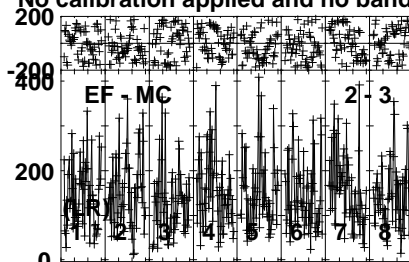
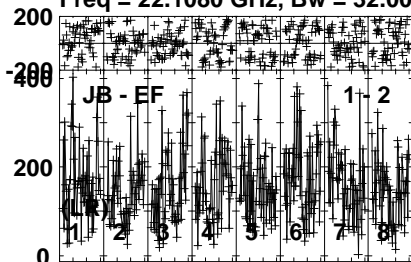
Lower frame: Micro Ampl Jy Top frame: Phas deg  
Vector averaged cross-power spectrum Several baselines displayed  
Timerange: 00/15:16:01 to 00/15:17:29

Plot file version 286 created 18-MAY-2021 12:29:53

J0243+0121 EY036B.UVDATA.1

Freq = 22.1080 GHz, Bw = 32.000 MH

No calibration applied and no bandpass applied



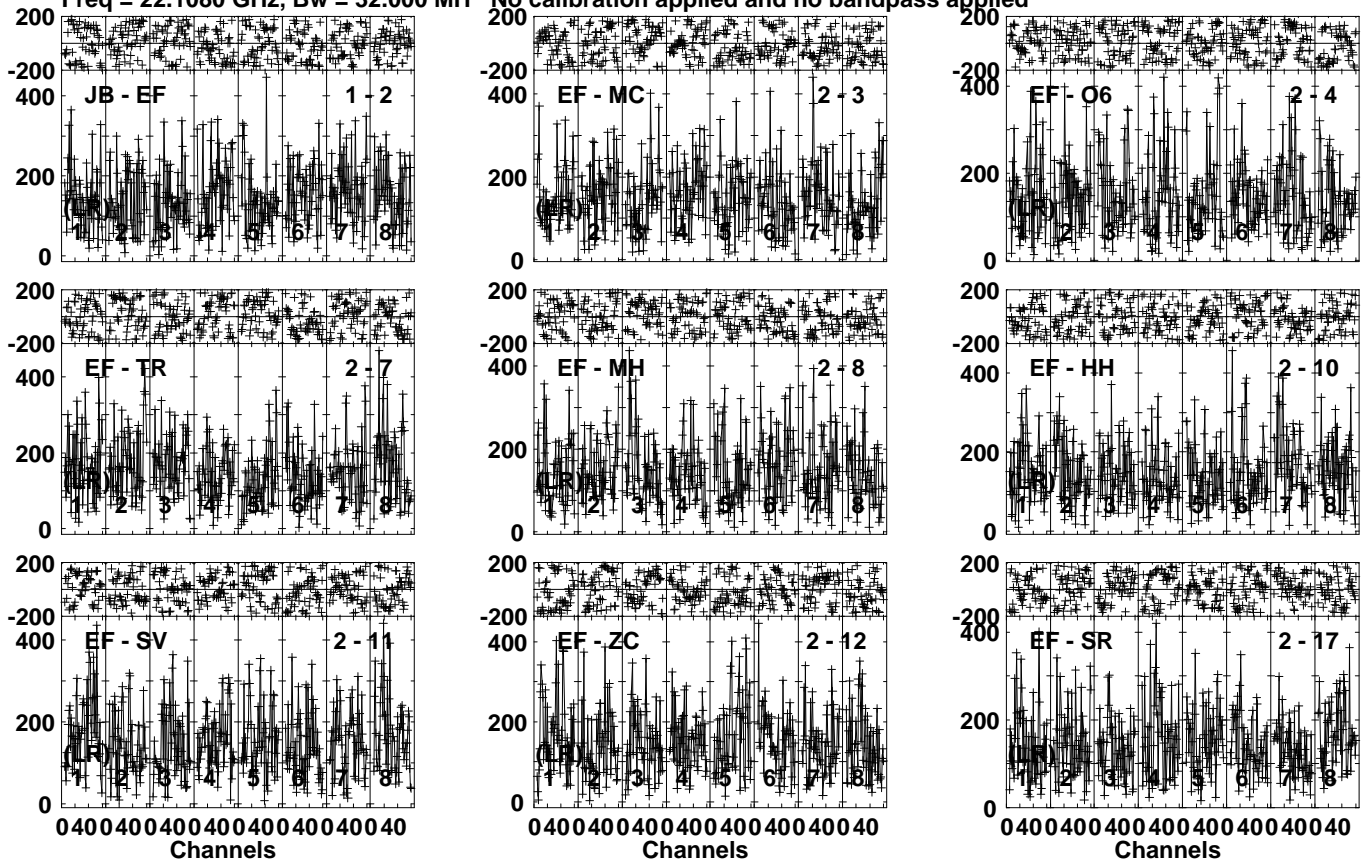
Lower frame: Micro Ampl Jy Top frame: Phas deg  
Vector averaged cross-power spectrum Several baselines displayed  
Timerange: 00/15:17:31 to 00/15:18:59

Plot file version 287 created 18-MAY-2021 12:29:53

NGC1068 EY036B.UVDATA.1

Freq = 22.1080 GHz, Bw = 32.000 MH

No calibration applied and no bandpass applied



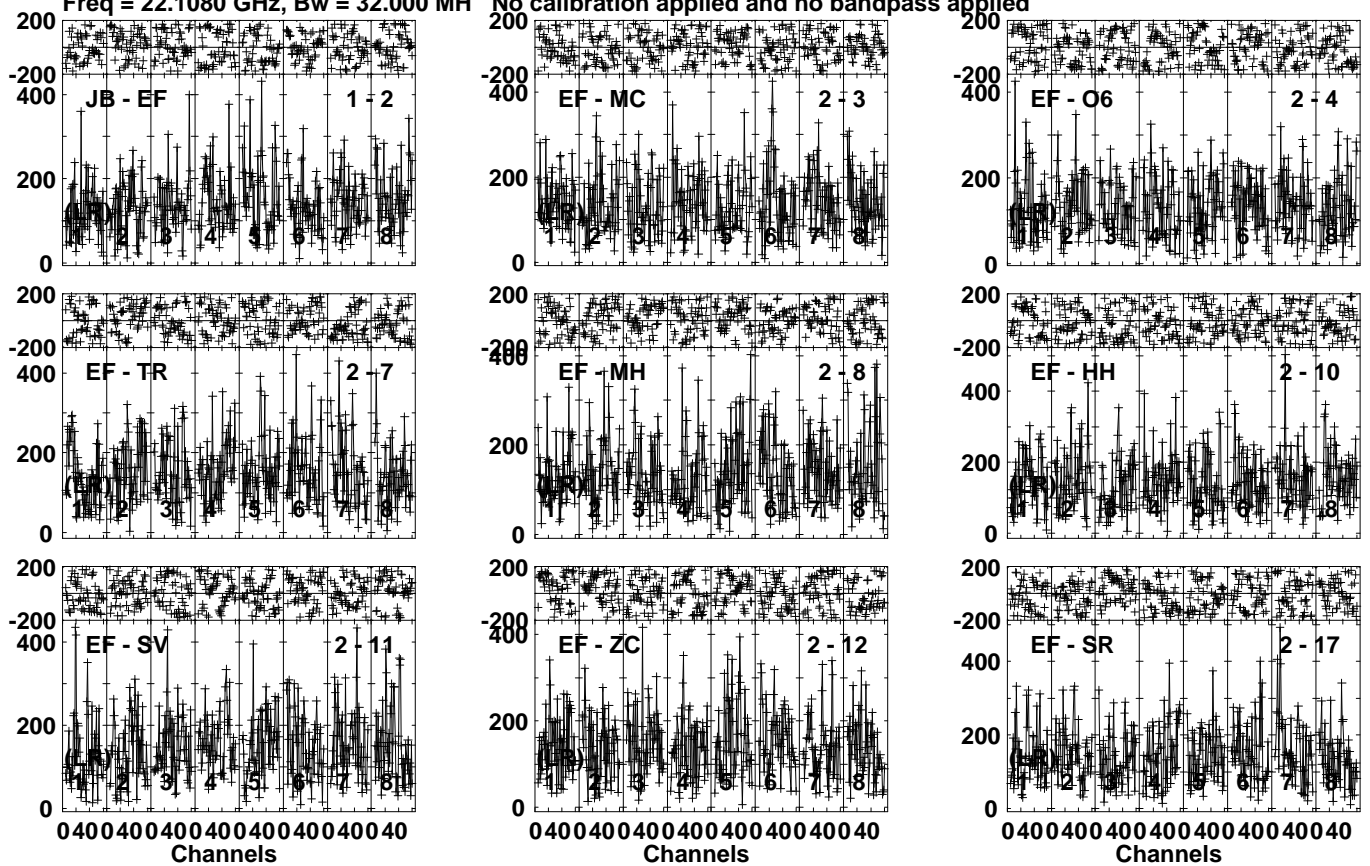
Lower frame: Micro Ampl Jy Top frame: Phas deg  
Vector averaged cross-power spectrum Several baselines displayed  
Timerange: 00/15:19:01 to 00/15:20:29

Plot file version 288 created 18-MAY-2021 12:29:54

J0243+0121 EY036B.UVDATA.1

Freq = 22.1080 GHz, Bw = 32.000 MH

No calibration applied and no bandpass applied



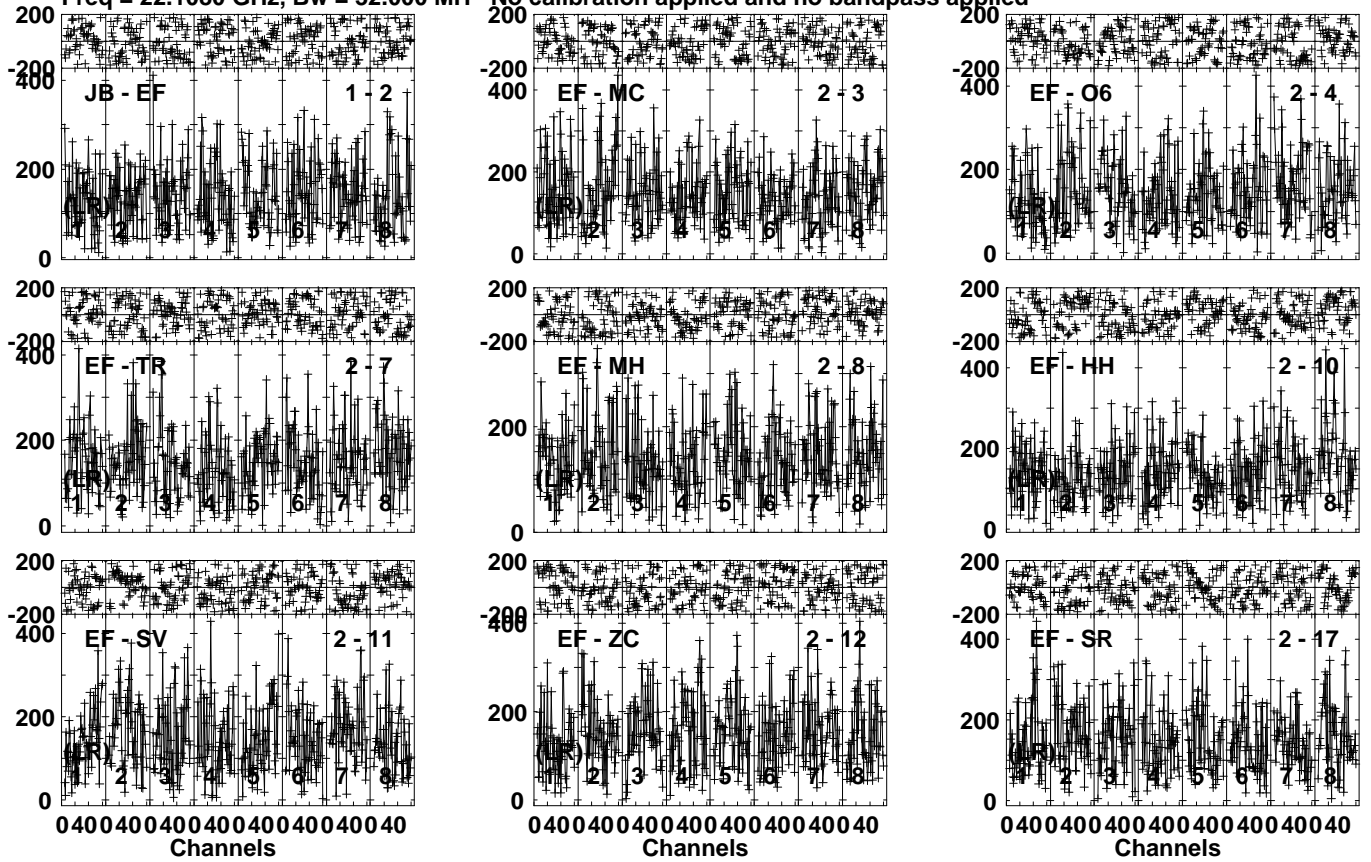
Lower frame: Micro Ampl Jy Top frame: Phas deg  
Vector averaged cross-power spectrum Several baselines displayed  
Timerange: 00/15:21:11 to 00/15:22:09

Plot file version 289 created 18-MAY-2021 12:29:54

NGC1068 EY036B.UVDATA.1

Freq = 22.1080 GHz, Bw = 32.000 MH

No calibration applied and no bandpass applied



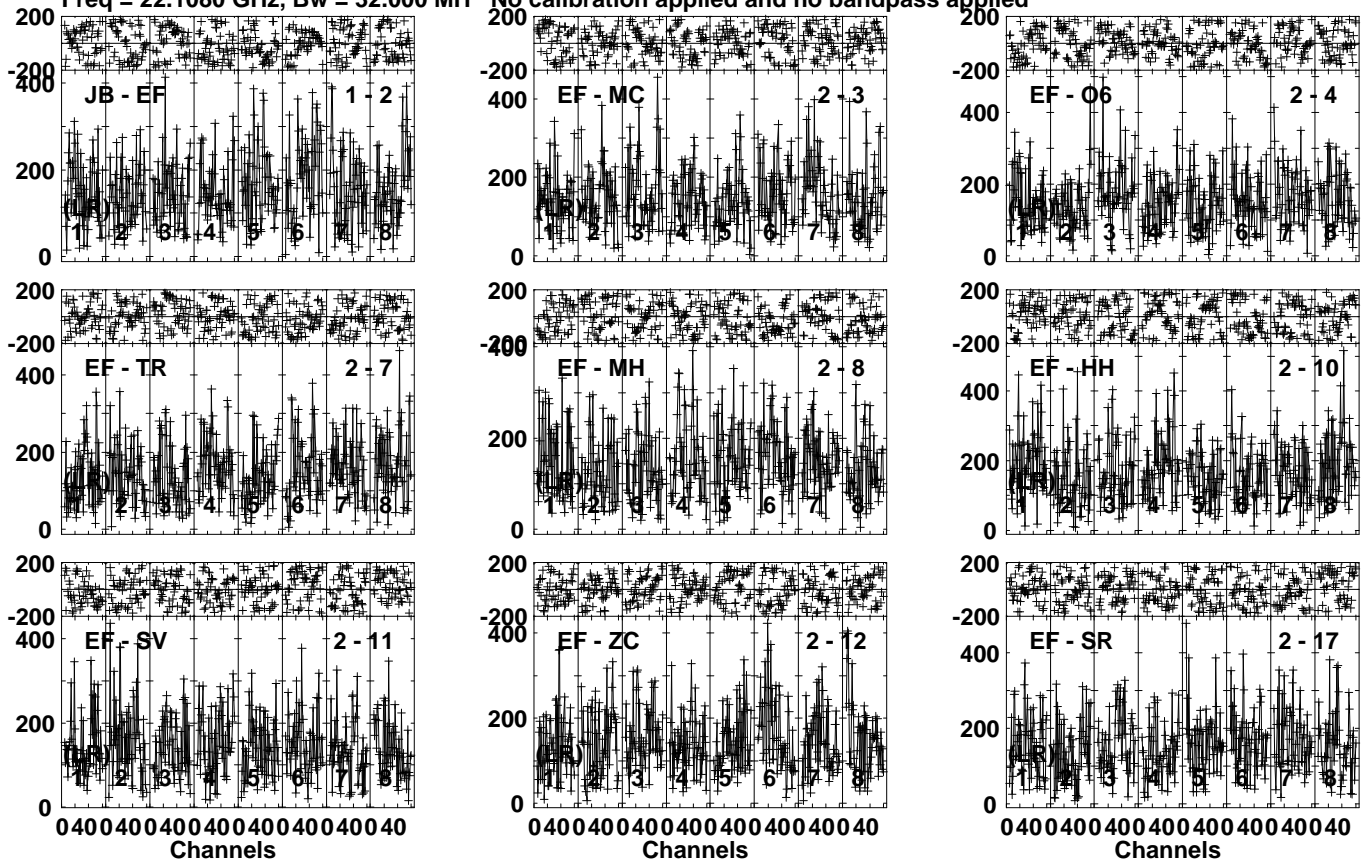
Lower frame: Micro Ampl Jy Top frame: Phas deg  
Vector averaged cross-power spectrum Several baselines displayed  
Timerange: 00/15:22:11 to 00/15:23:39

Plot file version 290 created 18-MAY-2021 12:29:54

J0243+0121 EY036B.UVDATA.1

Freq = 22.1080 GHz, Bw = 32.000 MH

No calibration applied and no bandpass applied



Lower frame: Micro Ampl Jy Top frame: Phas deg  
Vector averaged cross-power spectrum Several baselines displayed  
Timerange: 00/15:23:41 to 00/15:25:09

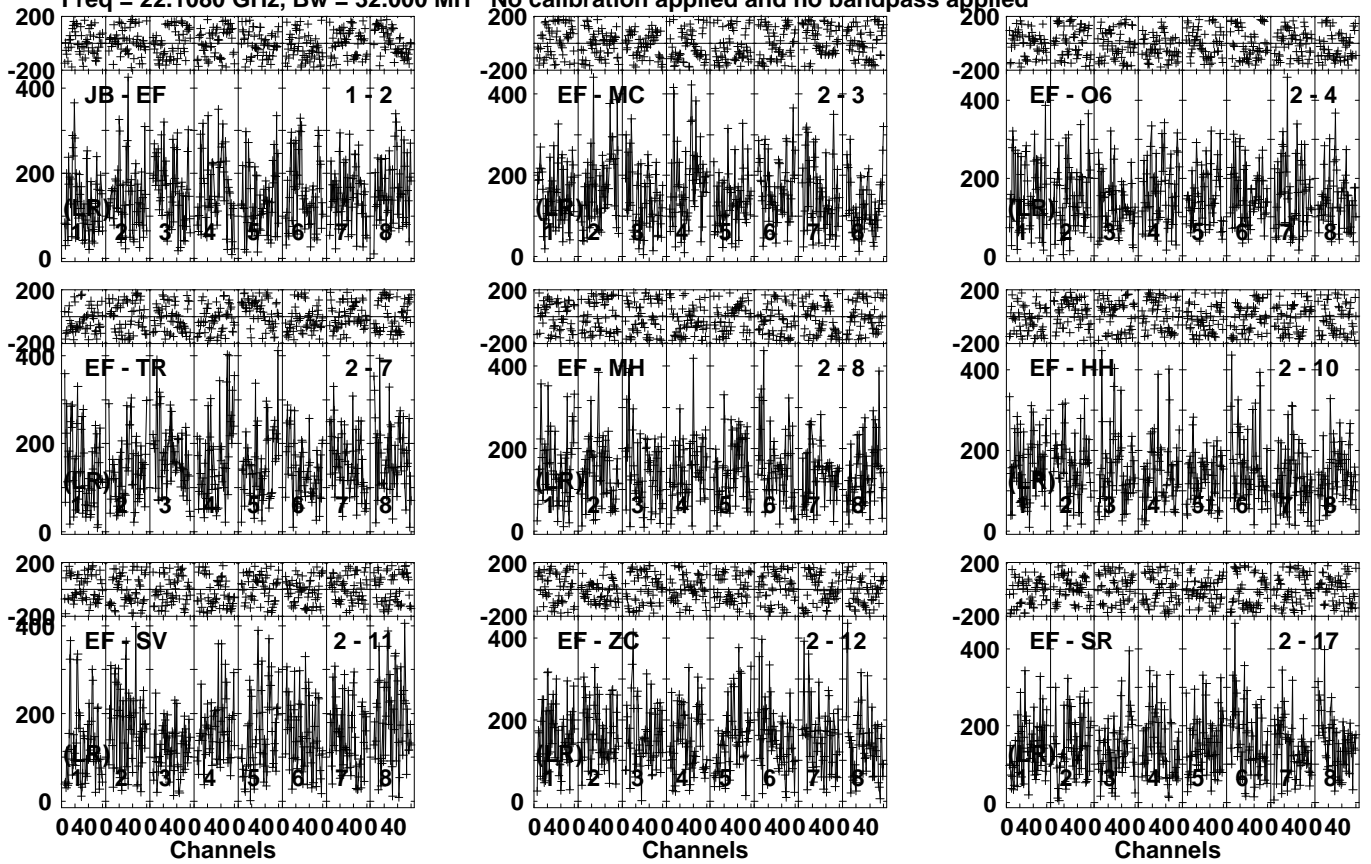


Plot file version 291 created 18-MAY-2021 12:29:54

NGC1068 EY036B.UVDATA.1

Freq = 22.1080 GHz, Bw = 32.000 MH

No calibration applied and no bandpass applied



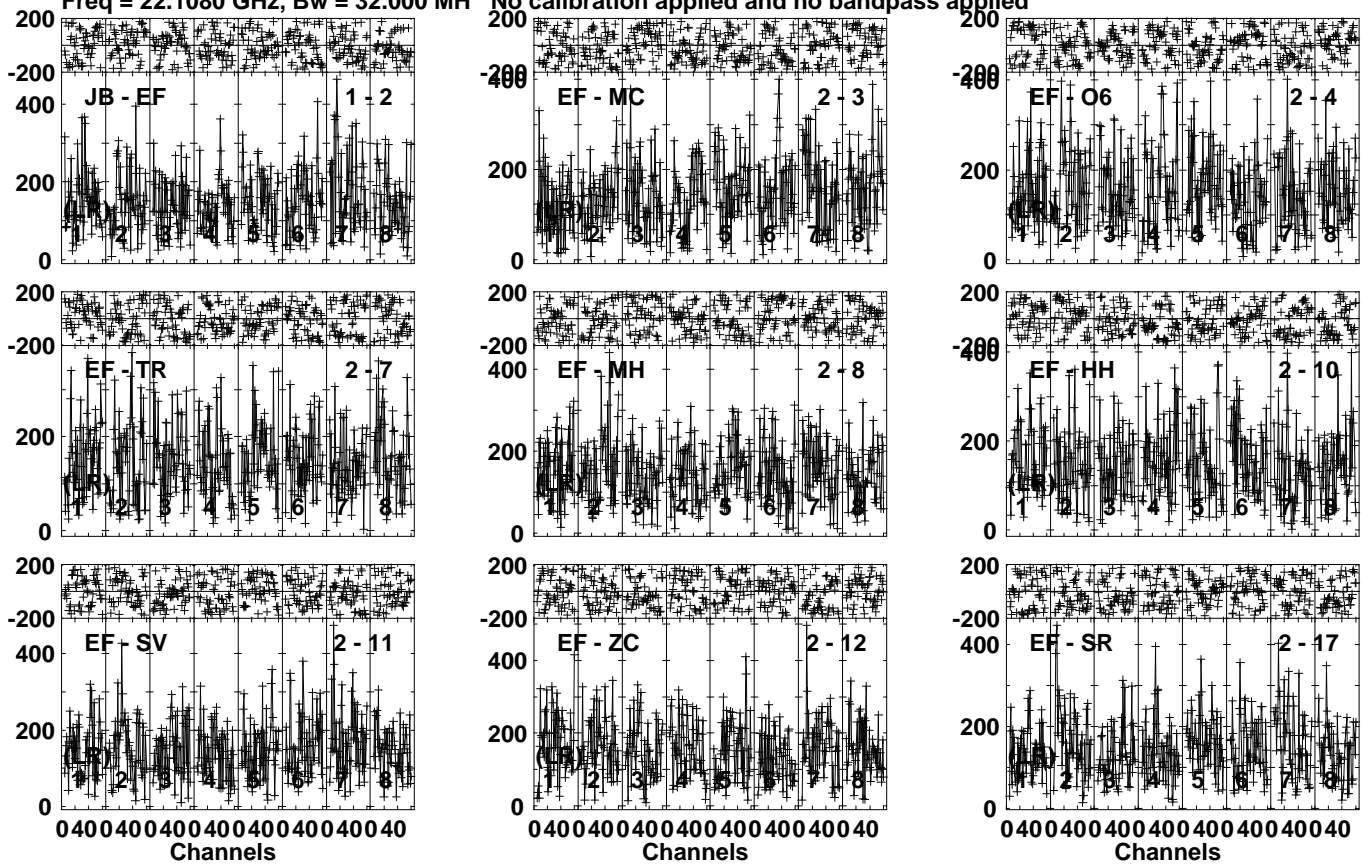
Lower frame: Micro Ampl Jy Top frame: Phas deg  
Vector averaged cross-power spectrum Several baselines displayed  
Timerange: 00/15:25:11 to 00/15:26:39

Plot file version 292 created 18-MAY-2021 12:29:55

J0243+0121 EY036B.UVDATA.1

Freq = 22.1080 GHz, Bw = 32.000 MH

No calibration applied and no bandpass applied



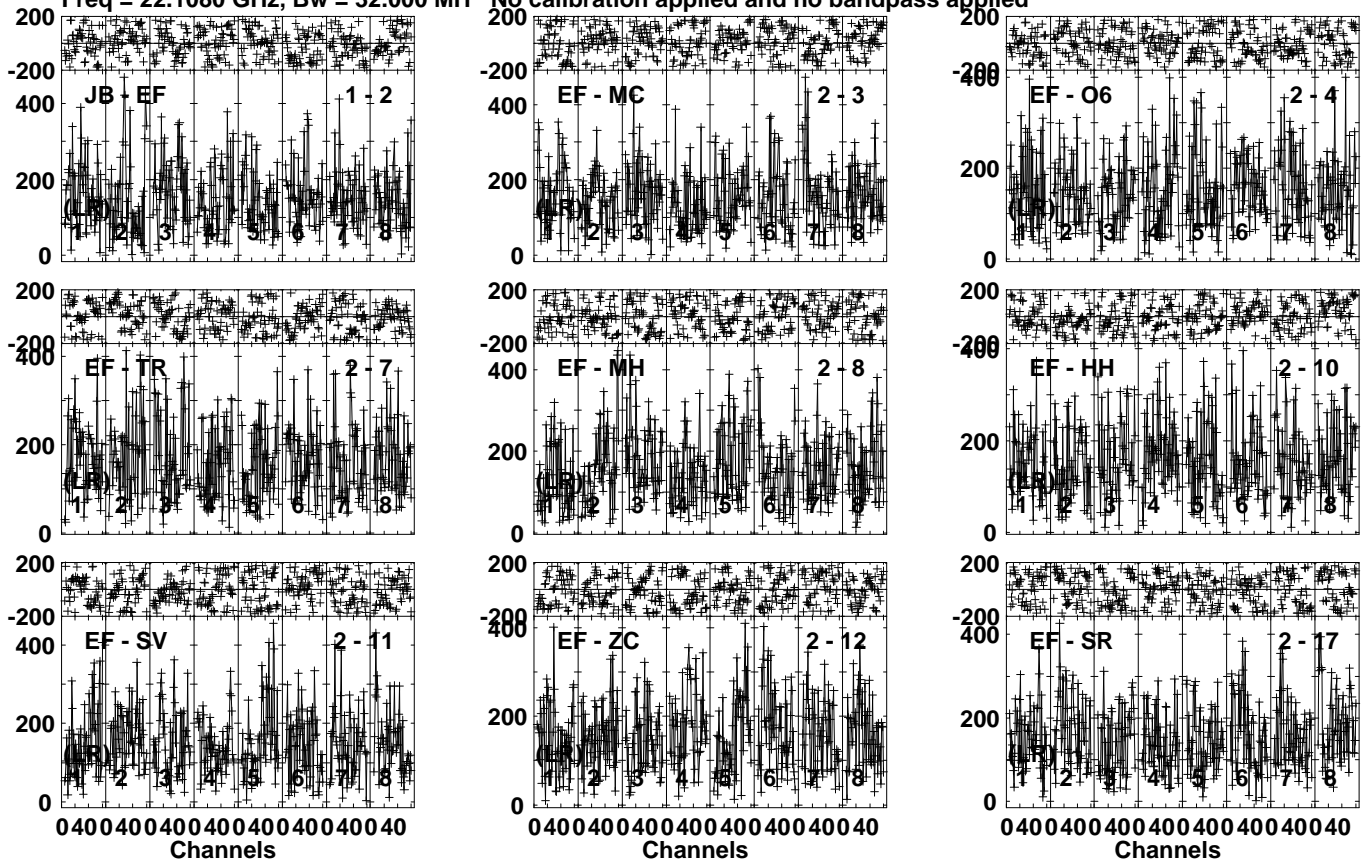
Lower frame: Micro Ampl Jy Top frame: Phas deg  
Vector averaged cross-power spectrum Several baselines displayed  
Timerange: 00/15:26:41 to 00/15:28:09

Plot file version 293 created 18-MAY-2021 12:29:55

NGC1068 EY036B.UVDATA.1

Freq = 22.1080 GHz, Bw = 32.000 MH

No calibration applied and no bandpass applied



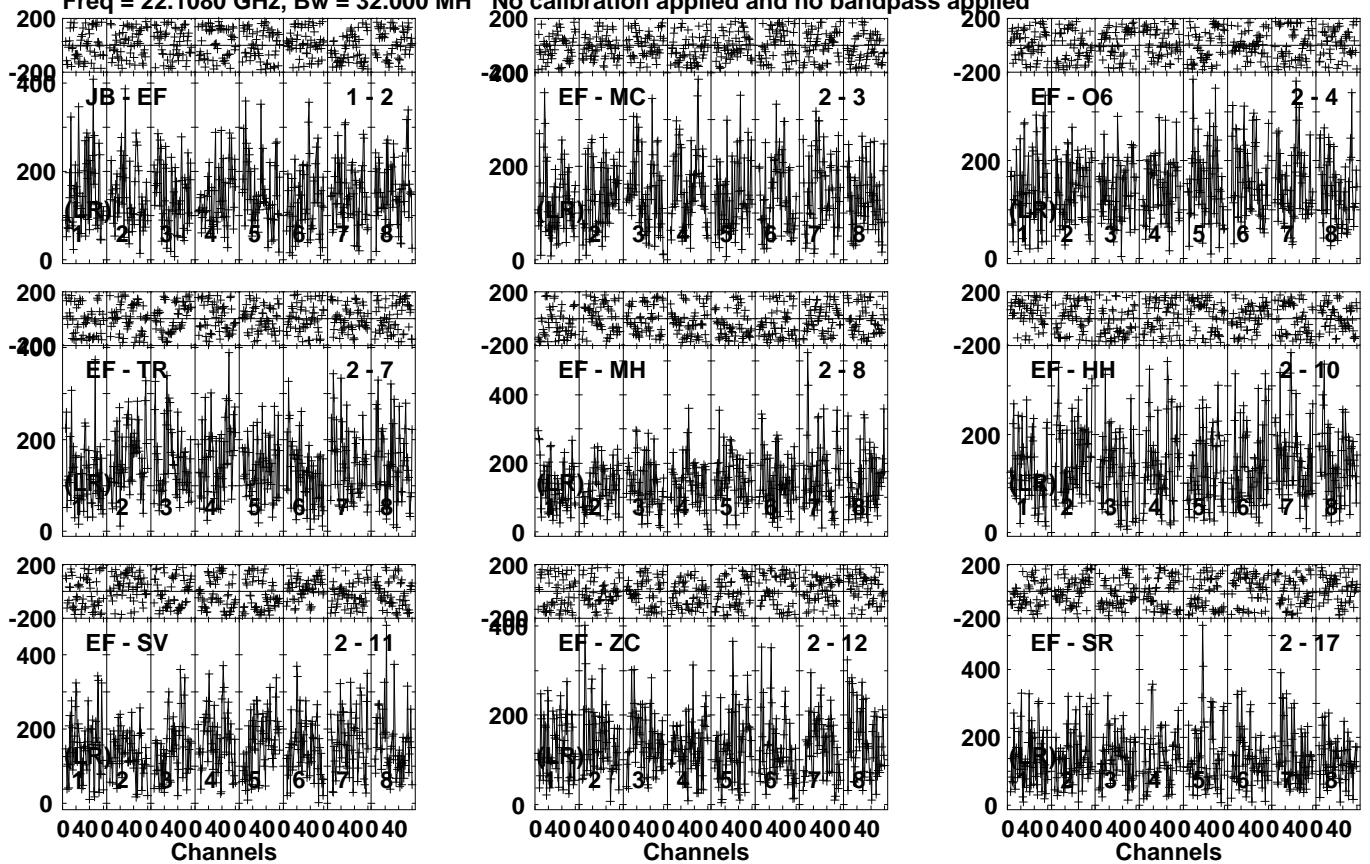
Lower frame: Micro Ampl Jy Top frame: Phas deg  
Vector averaged cross-power spectrum Several baselines displayed  
Timerange: 00/15:28:11 to 00/15:29:39

Plot file version 294 created 18-MAY-2021 12:29:55

J0243+0121 EY036B.UVDATA.1

Freq = 22.1080 GHz, Bw = 32.000 MH

No calibration applied and no bandpass applied



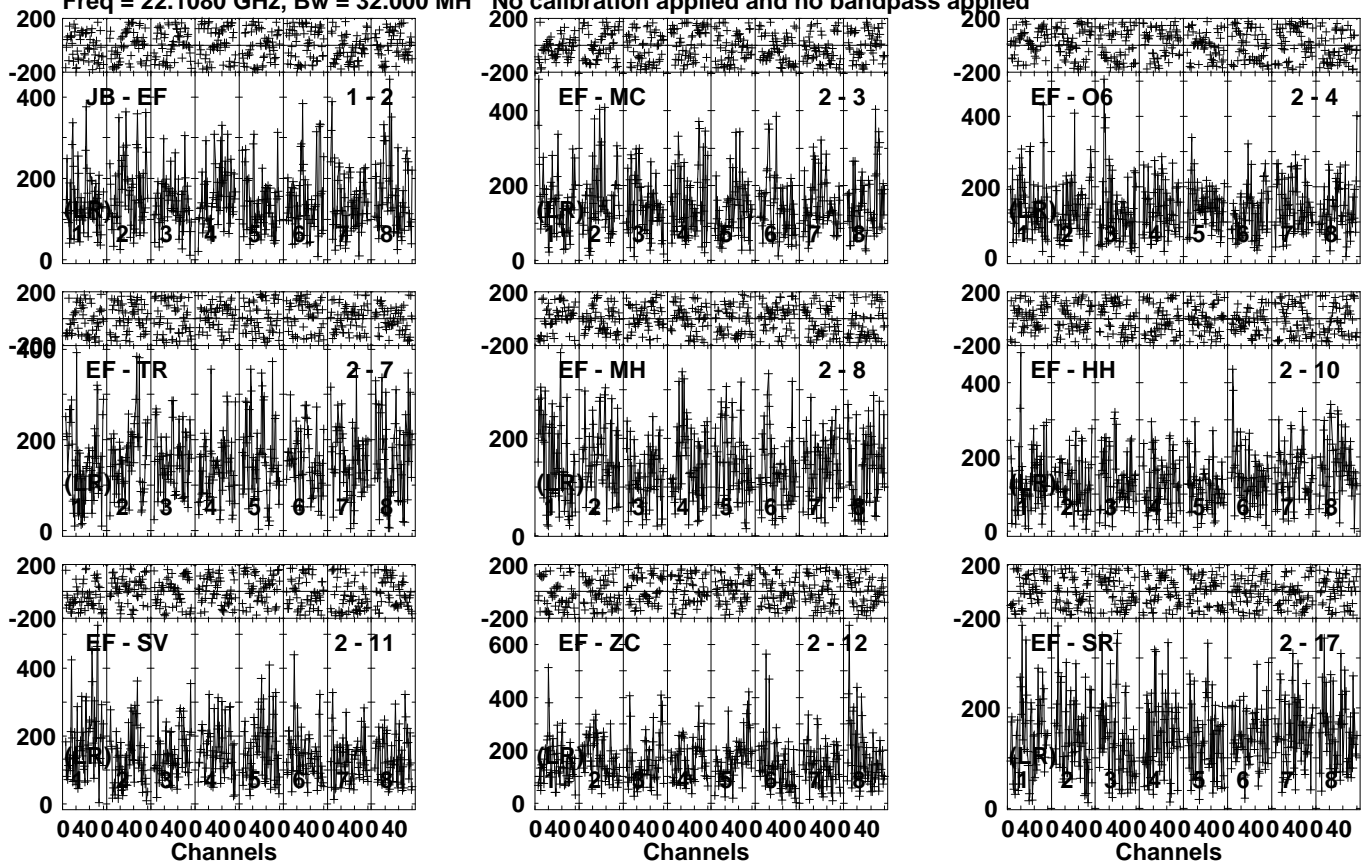
Lower frame: Micro Ampl Jy Top frame: Phas deg  
Vector averaged cross-power spectrum Several baselines displayed  
Timerange: 00/15:30:21 to 00/15:31:19

Plot file version 295 created 18-MAY-2021 12:29:55

NGC1068 EY036B.UVDATA.1

Freq = 22.1080 GHz, Bw = 32.000 MH

No calibration applied and no bandpass applied



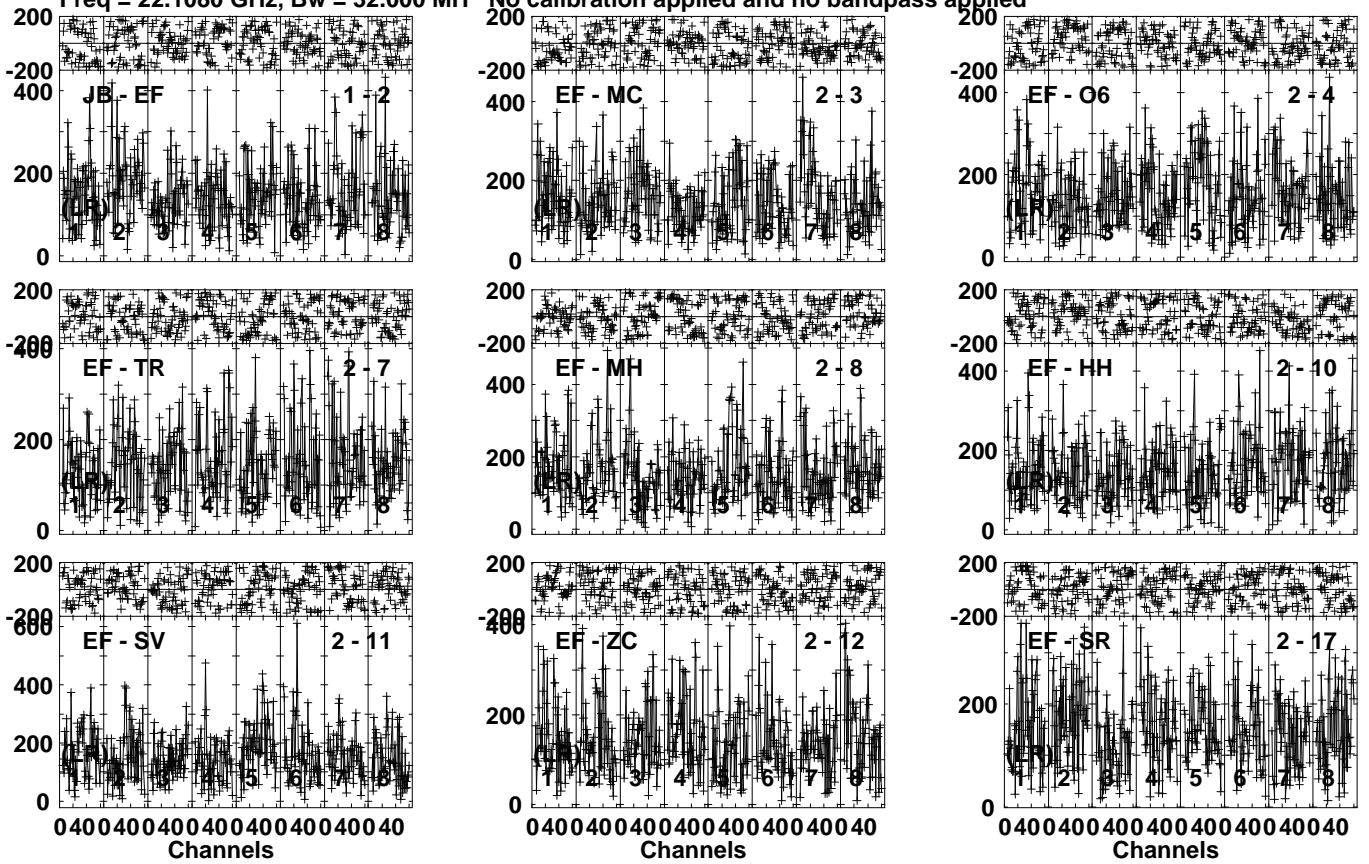
Lower frame: Micro Ampl Jy Top frame: Phas deg  
Vector averaged cross-power spectrum Several baselines displayed  
Timerange: 00/15:31:21 to 00/15:32:49

Plot file version 296 created 18-MAY-2021 12:29:56

J0243+0121 EY036B.UVDATA.1

Freq = 22.1080 GHz, Bw = 32.000 MH

No calibration applied and no bandpass applied



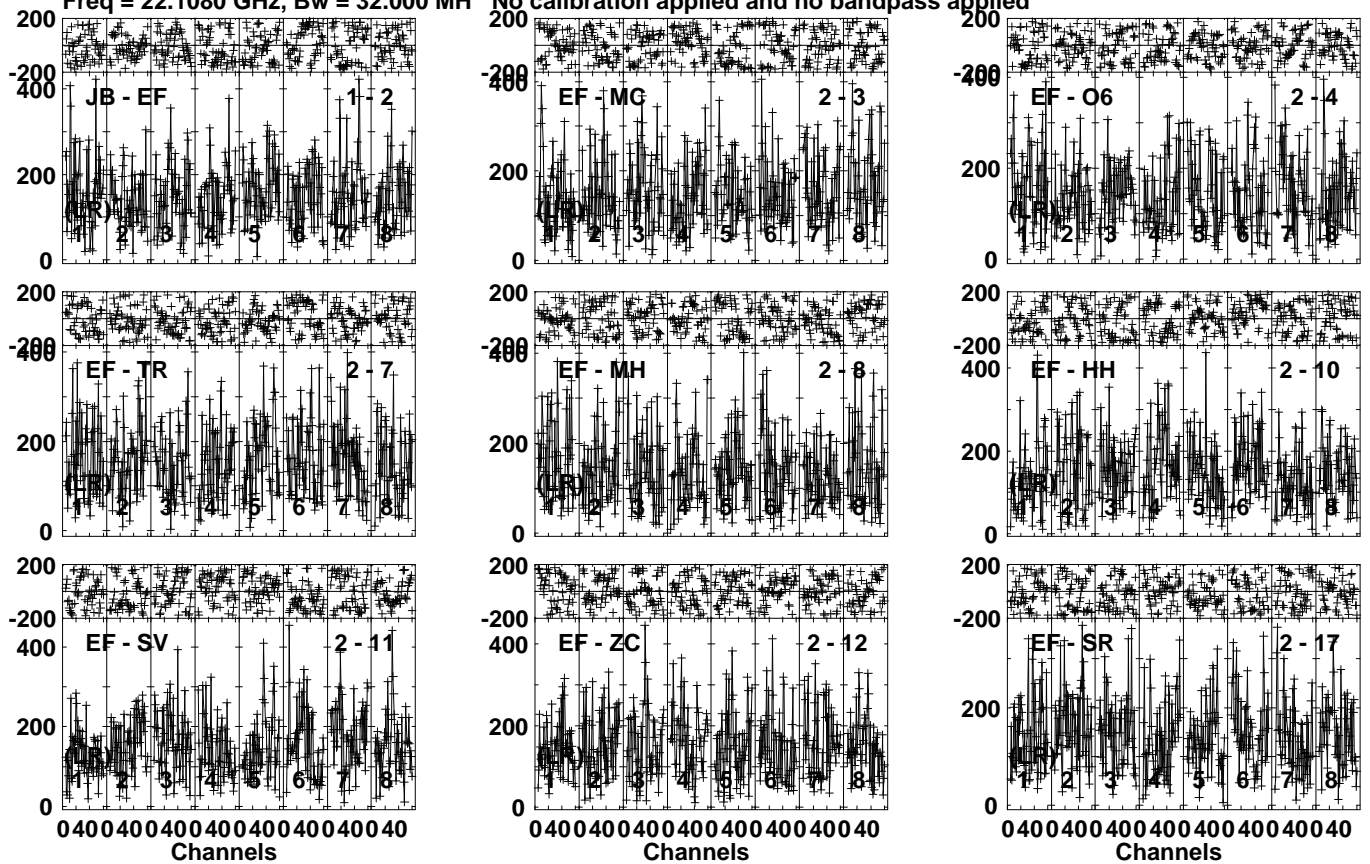
Lower frame: Micro Ampl Jy Top frame: Phas deg  
Vector averaged cross-power spectrum Several baselines displayed  
Timerange: 00/15:32:51 to 00/15:34:19

Plot file version 297 created 18-MAY-2021 12:29:56

NGC1068 EY036B.UVDATA.1

Freq = 22.1080 GHz, Bw = 32.000 MH

No calibration applied and no bandpass applied



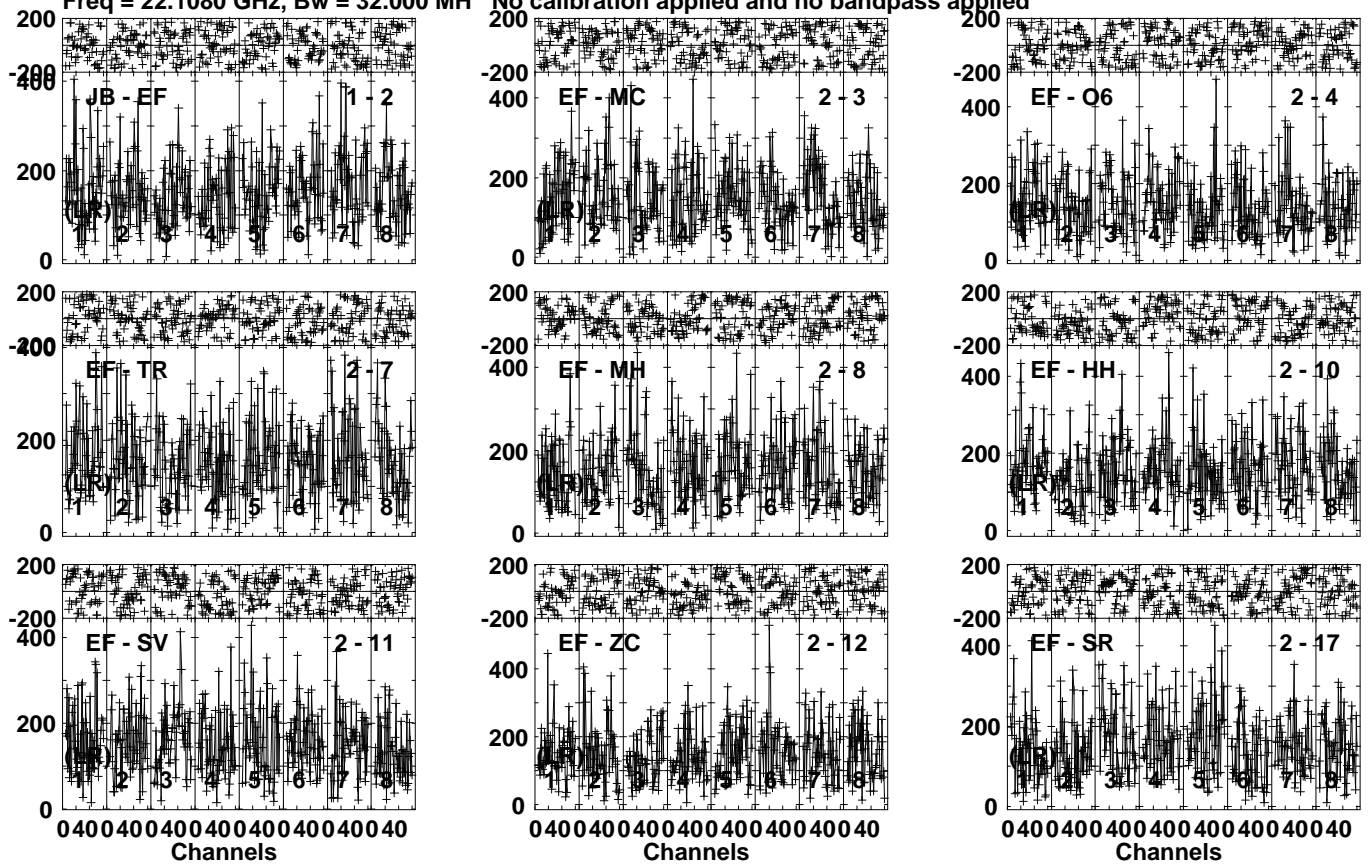
Lower frame: Micro Ampl Jy Top frame: Phas deg  
Vector averaged cross-power spectrum Several baselines displayed  
Timerange: 00/15:34:21 to 00/15:35:49

Plot file version 298 created 18-MAY-2021 12:29:56

J0243+0121 EY036B.UVDATA.1

Freq = 22.1080 GHz, Bw = 32.000 MH

No calibration applied and no bandpass applied



Lower frame: Micro Ampl Jy Top frame: Phas deg  
Vector averaged cross-power spectrum Several baselines displayed  
Timerange: 00/15:35:51 to 00/15:37:19

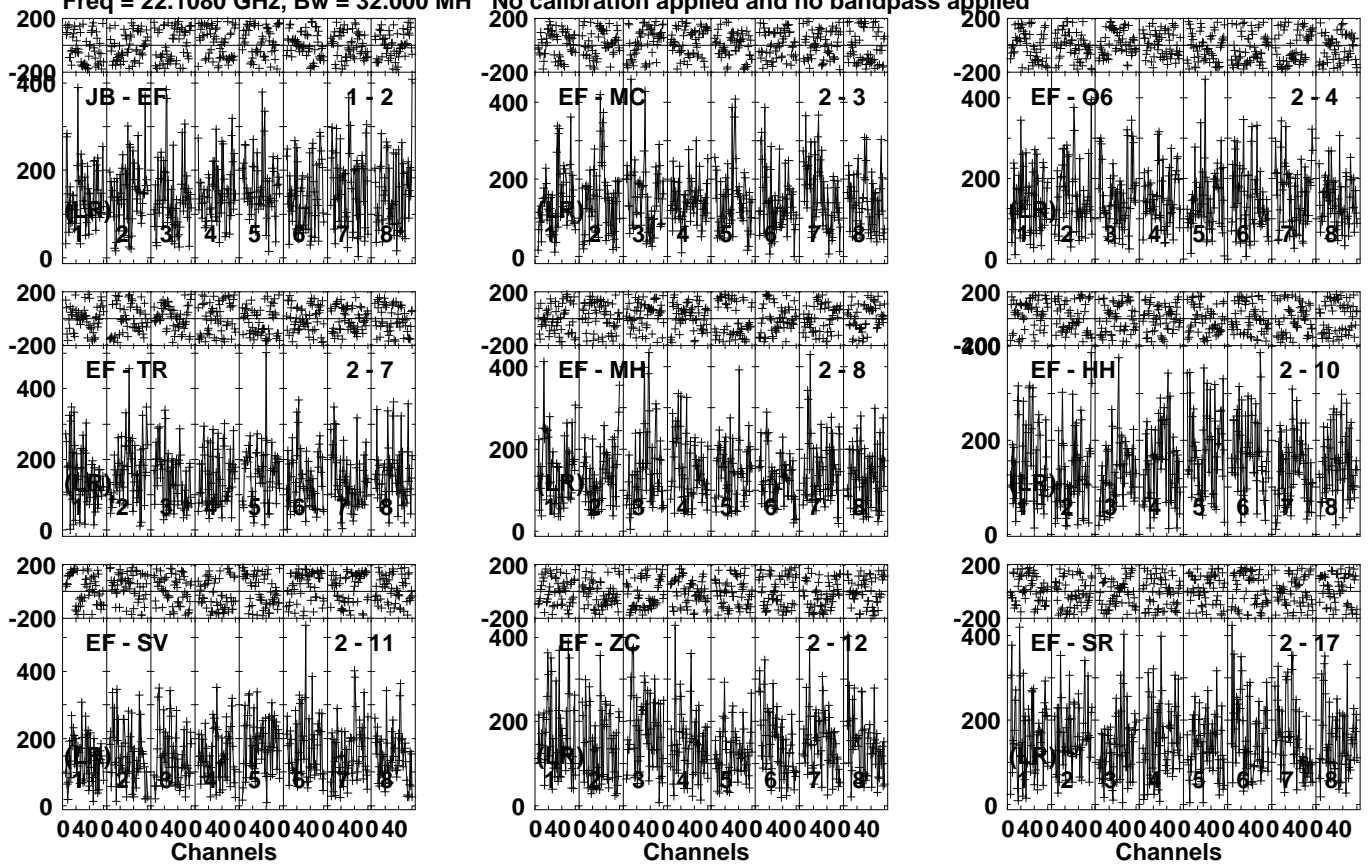


Plot file version 299 created 18-MAY-2021 12:29:57

NGC1068 EY036B.UVDATA.1

Freq = 22.1080 GHz, Bw = 32.000 MH

No calibration applied and no bandpass applied



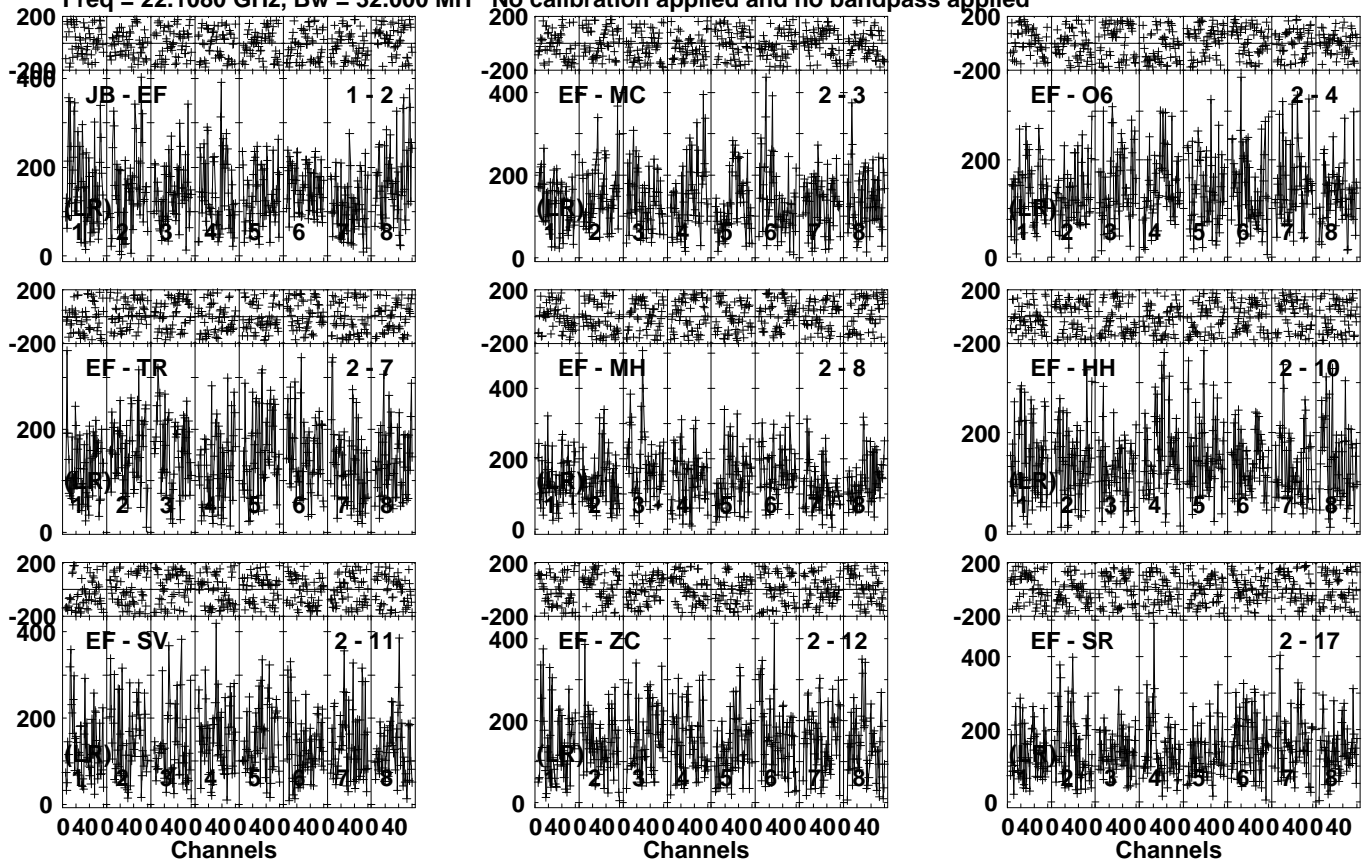
Lower frame: Micro Ampl Jy Top frame: Phas deg  
Vector averaged cross-power spectrum Several baselines displayed  
Timerange: 00/15:37:21 to 00/15:38:49

Plot file version 300 created 18-MAY-2021 12:29:57

J0243+0121 EY036B.UVDATA.1

Freq = 22.1080 GHz, Bw = 32.000 MH

No calibration applied and no bandpass applied



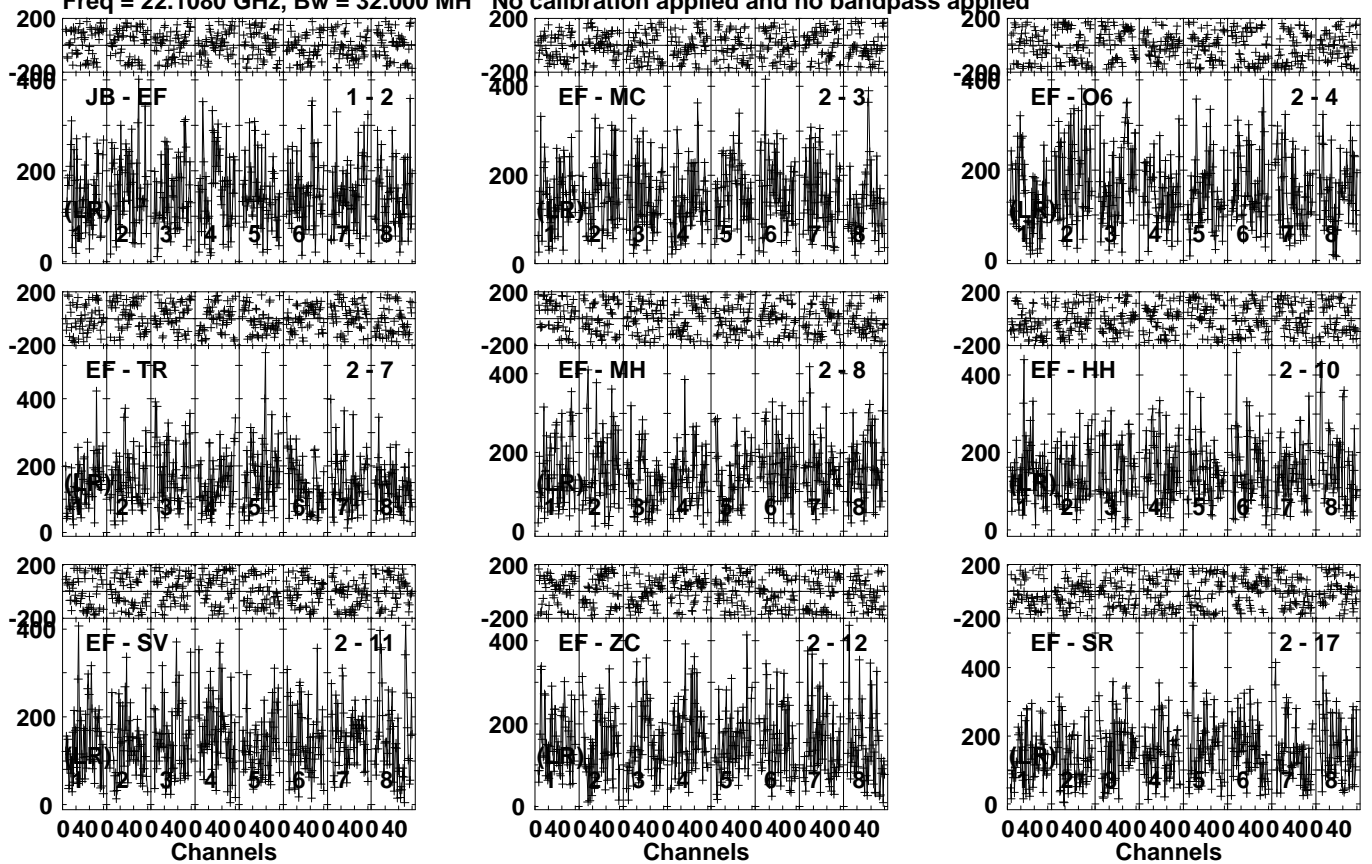
Lower frame: Micro Ampl Jy Top frame: Phas deg  
Vector averaged cross-power spectrum Several baselines displayed  
Timerange: 00/15:39:31 to 00/15:40:29

Plot file version 301 created 18-MAY-2021 12:29:57

NGC1068 EY036B.UVDATA.1

Freq = 22.1080 GHz, Bw = 32.000 MH

No calibration applied and no bandpass applied



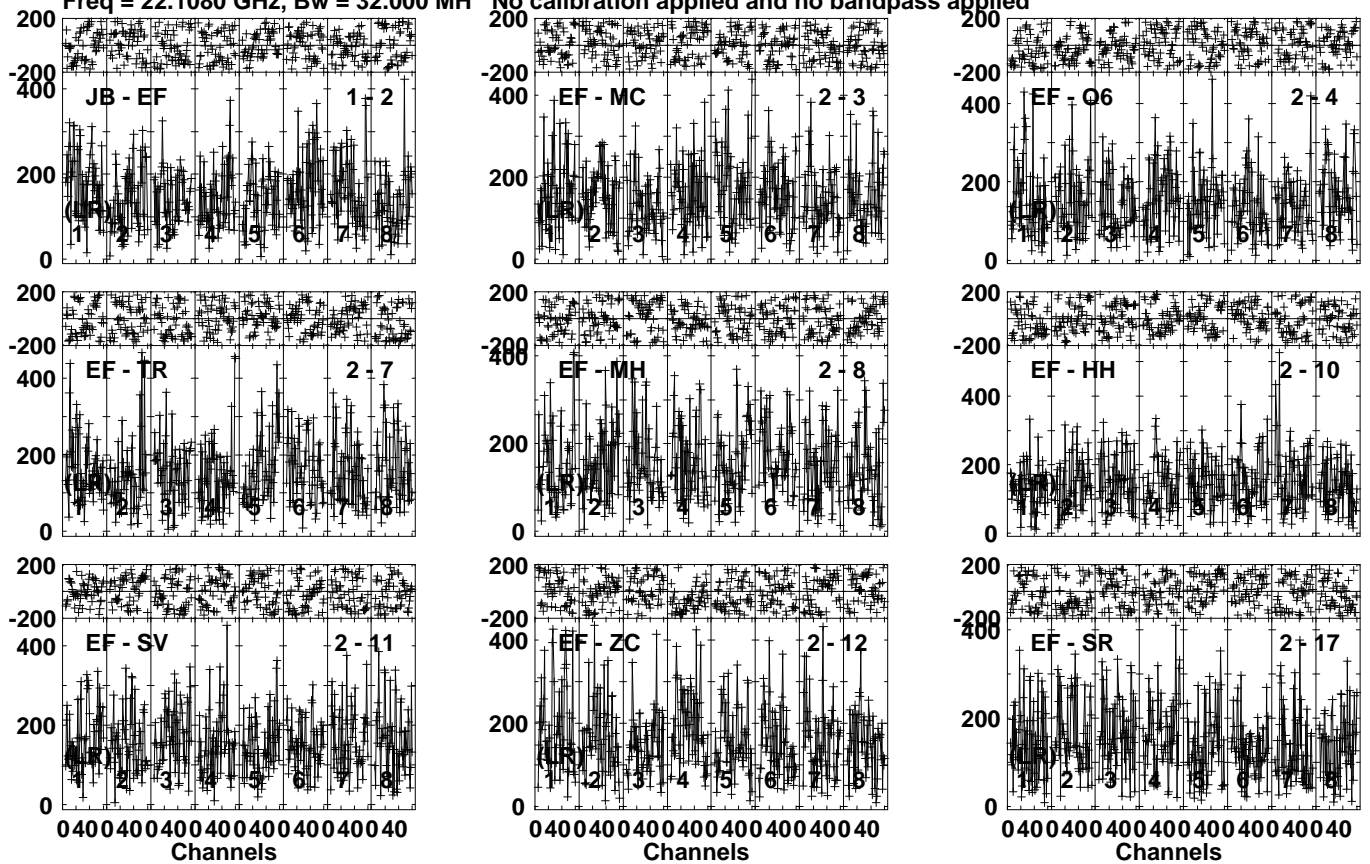
Lower frame: Micro Ampl Jy Top frame: Phas deg  
Vector averaged cross-power spectrum Several baselines displayed  
Timerange: 00/15:40:31 to 00/15:41:59

Plot file version 302 created 18-MAY-2021 12:29:57

J0243+0121 EY036B.UVDATA.1

Freq = 22.1080 GHz, Bw = 32.000 MH

No calibration applied and no bandpass applied



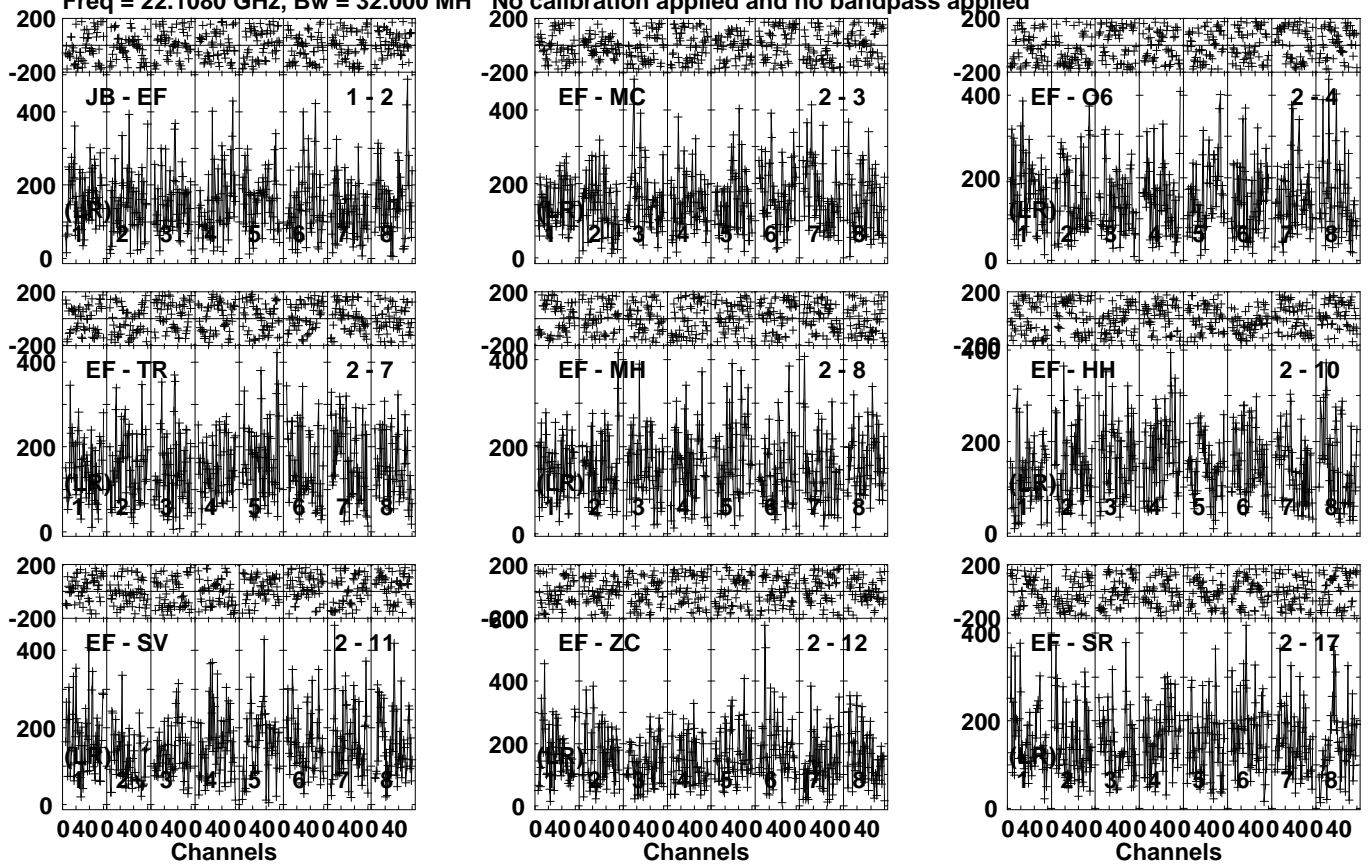
Lower frame: Micro Ampl Jy Top frame: Phas deg  
Vector averaged cross-power spectrum Several baselines displayed  
Timerange: 00/15:42:01 to 00/15:43:29

Plot file version 303 created 18-MAY-2021 12:29:58

NGC1068 EY036B.UVDATA.1

Freq = 22.1080 GHz, Bw = 32.000 MH

No calibration applied and no bandpass applied



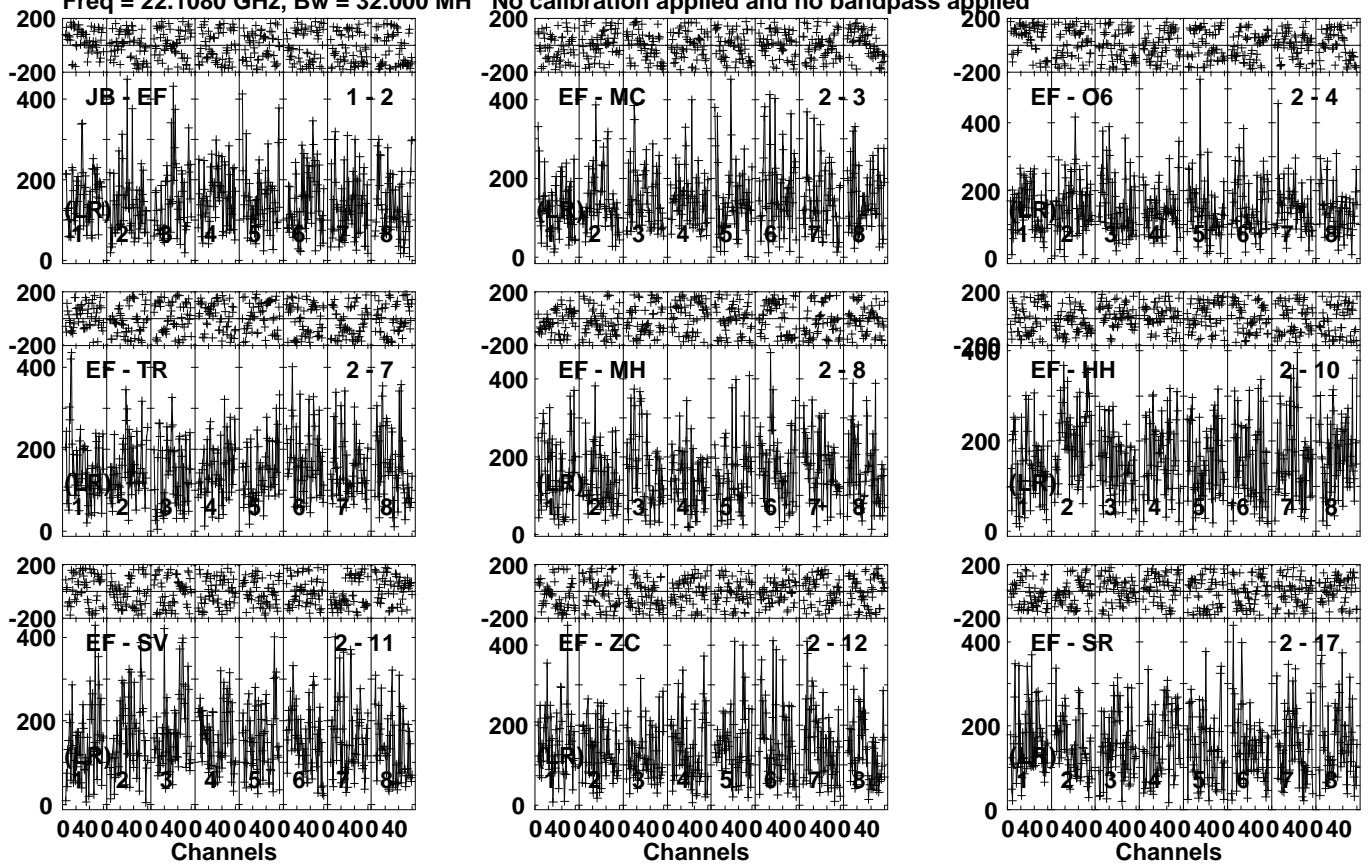
Lower frame: Micro Ampl Jy Top frame: Phas deg  
Vector averaged cross-power spectrum Several baselines displayed  
Timerange: 00/15:43:31 to 00/15:44:59

Plot file version 304 created 18-MAY-2021 12:29:58

J0243+0121 EY036B.UVDATA.1

Freq = 22.1080 GHz, Bw = 32.000 MH

No calibration applied and no bandpass applied



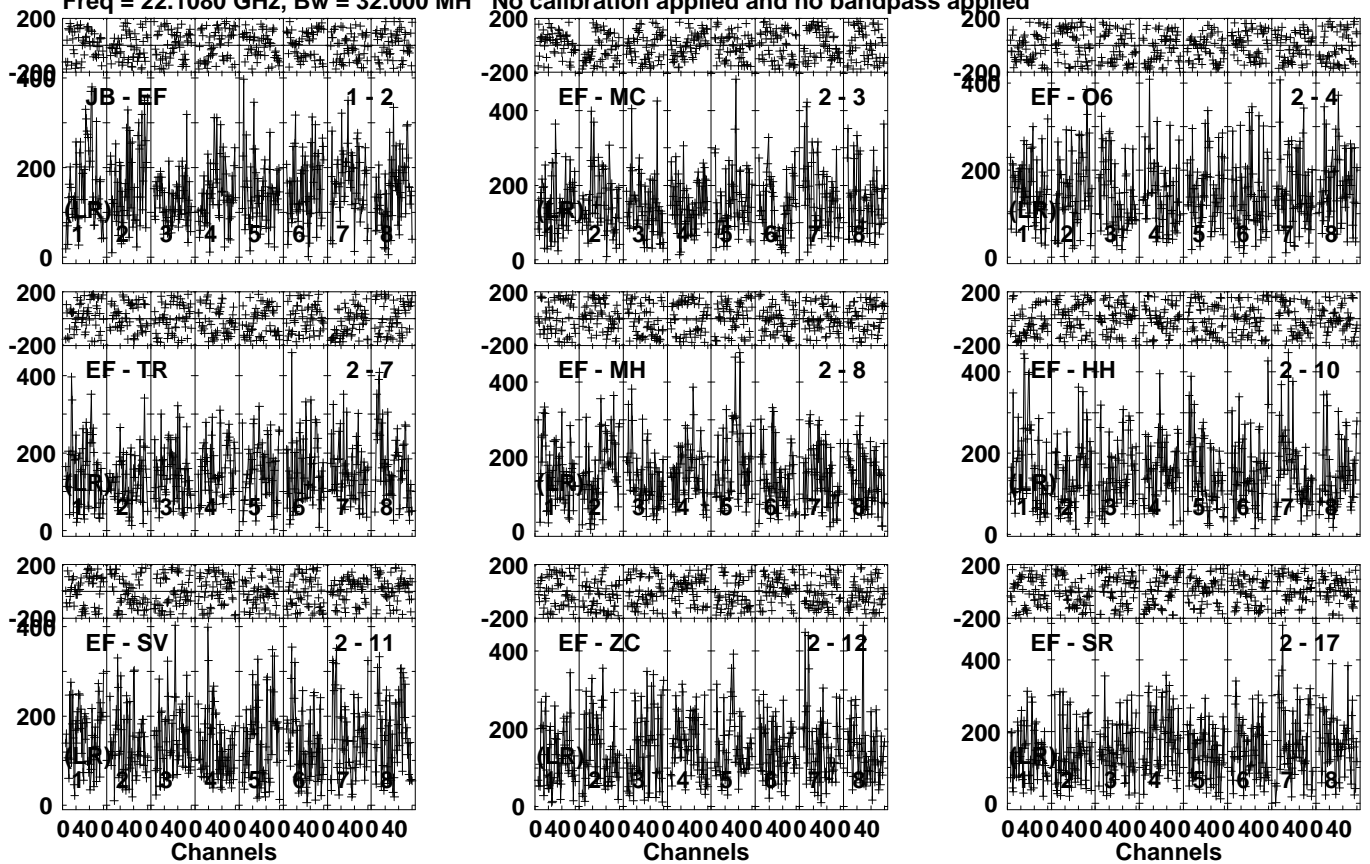
Lower frame: Micro Ampl Jy Top frame: Phas deg  
Vector averaged cross-power spectrum Several baselines displayed  
Timerange: 00/15:45:01 to 00/15:46:29

Plot file version 305 created 18-MAY-2021 12:29:58

NGC1068 EY036B.UVDATA.1

Freq = 22.1080 GHz, Bw = 32.000 MH

No calibration applied and no bandpass applied



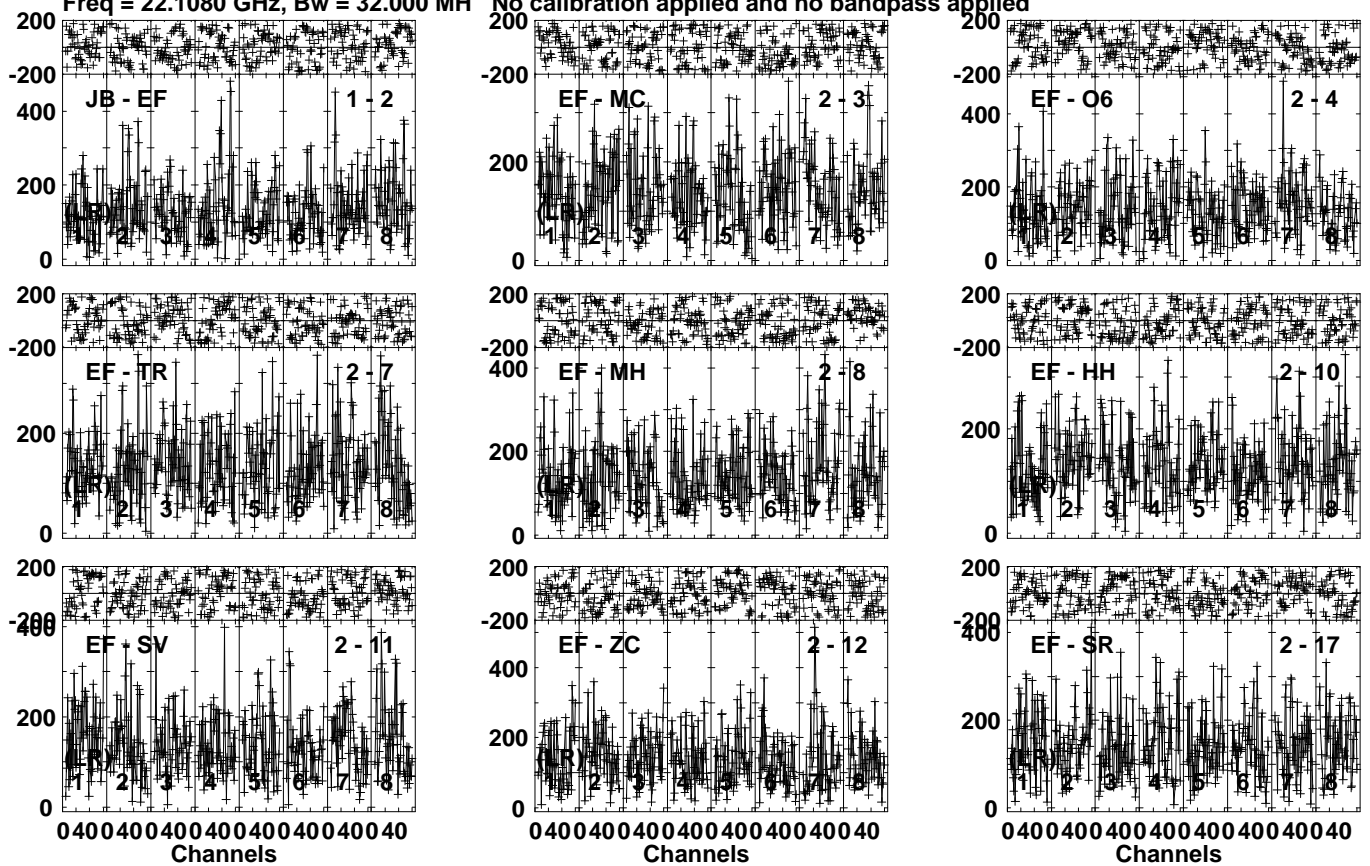
Lower frame: Micro Ampl Jy Top frame: Phas deg  
Vector averaged cross-power spectrum Several baselines displayed  
Timerange: 00/15:46:31 to 00/15:47:59

Plot file version 306 created 18-MAY-2021 12:29:59

J0243+0121 EY036B.UVDATA.1

Freq = 22.1080 GHz, Bw = 32.000 MH

No calibration applied and no bandpass applied



Lower frame: Micro Ampl Jy Top frame: Phas deg  
Vector averaged cross-power spectrum Several baselines displayed  
Timerange: 00/15:48:41 to 00/15:49:39



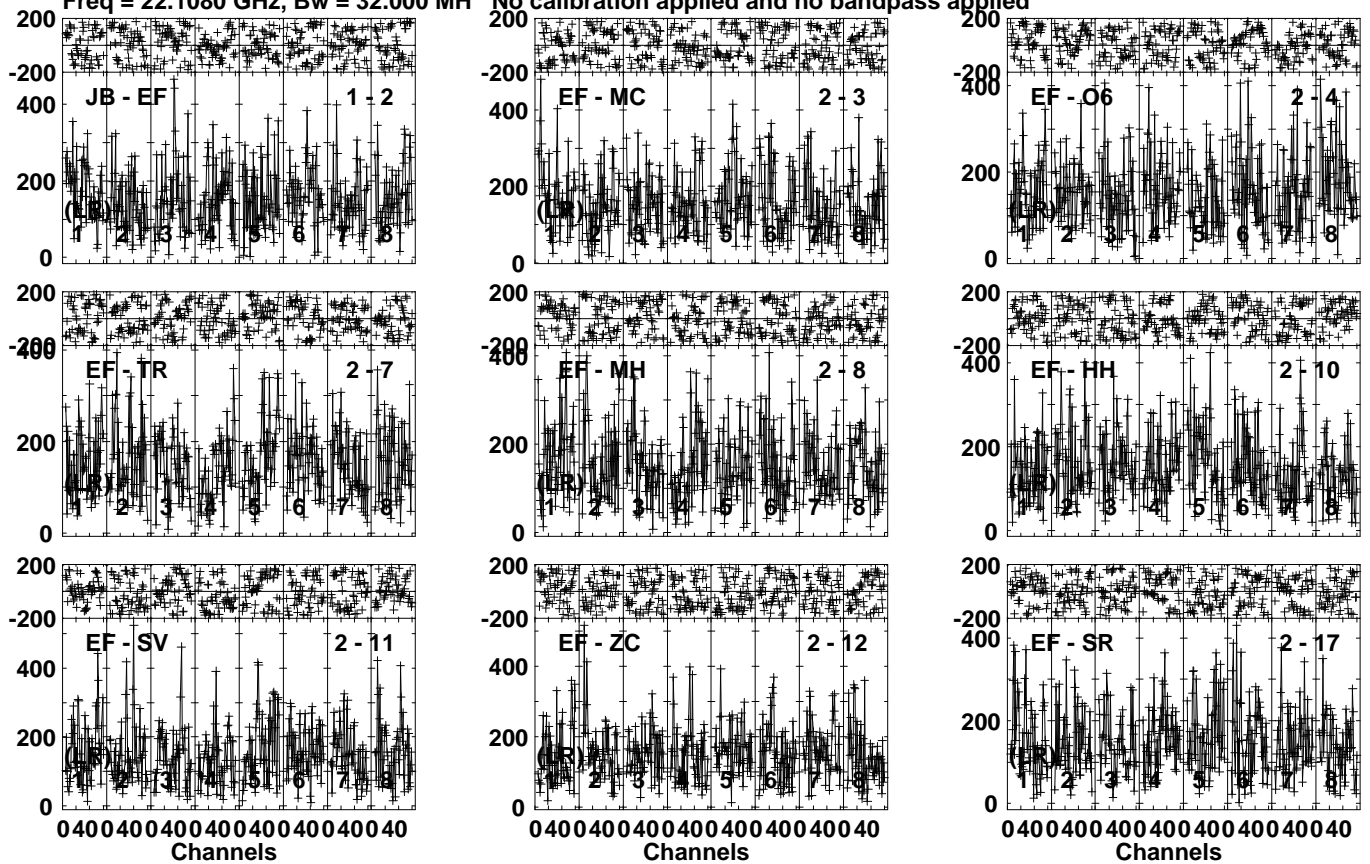


Plot file version 308 created 18-MAY-2021 12:29:59

J0243+0121 EY036B.UVDATA.1

Freq = 22.1080 GHz, Bw = 32.000 MH

No calibration applied and no bandpass applied



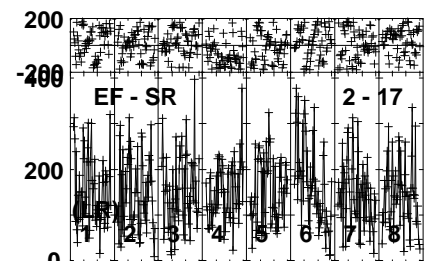
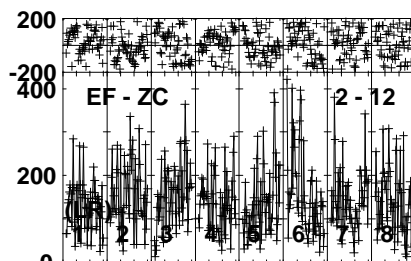
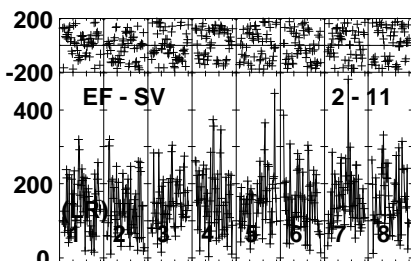
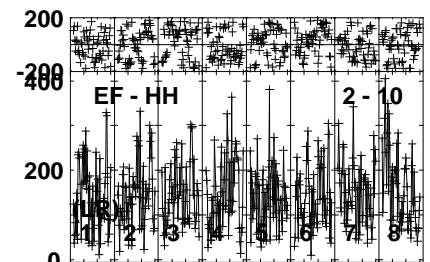
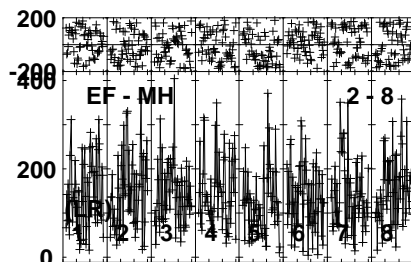
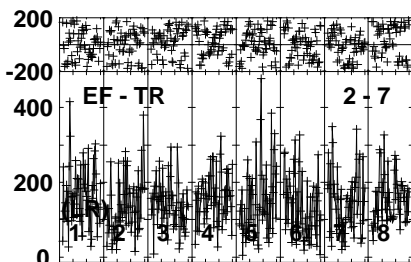
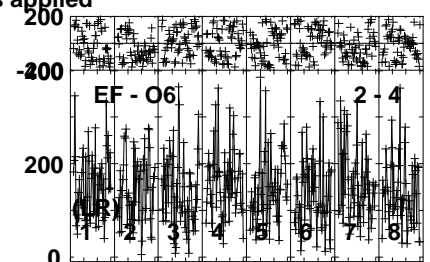
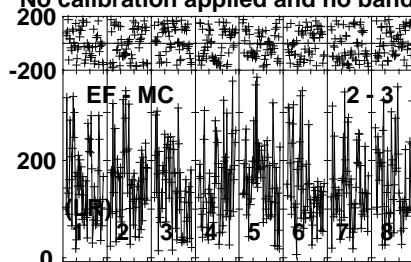
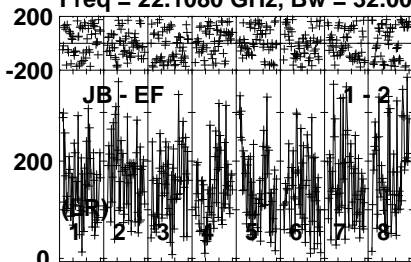
Lower frame: Micro Ampl Jy Top frame: Phas deg  
Vector averaged cross-power spectrum Several baselines displayed  
Timerange: 00/15:51:11 to 00/15:52:39

Plot file version 309 created 18-MAY-2021 12:30:00

NGC1068 EY036B.UVDATA.1

Freq = 22.1080 GHz, Bw = 32.000 MH

No calibration applied and no bandpass applied



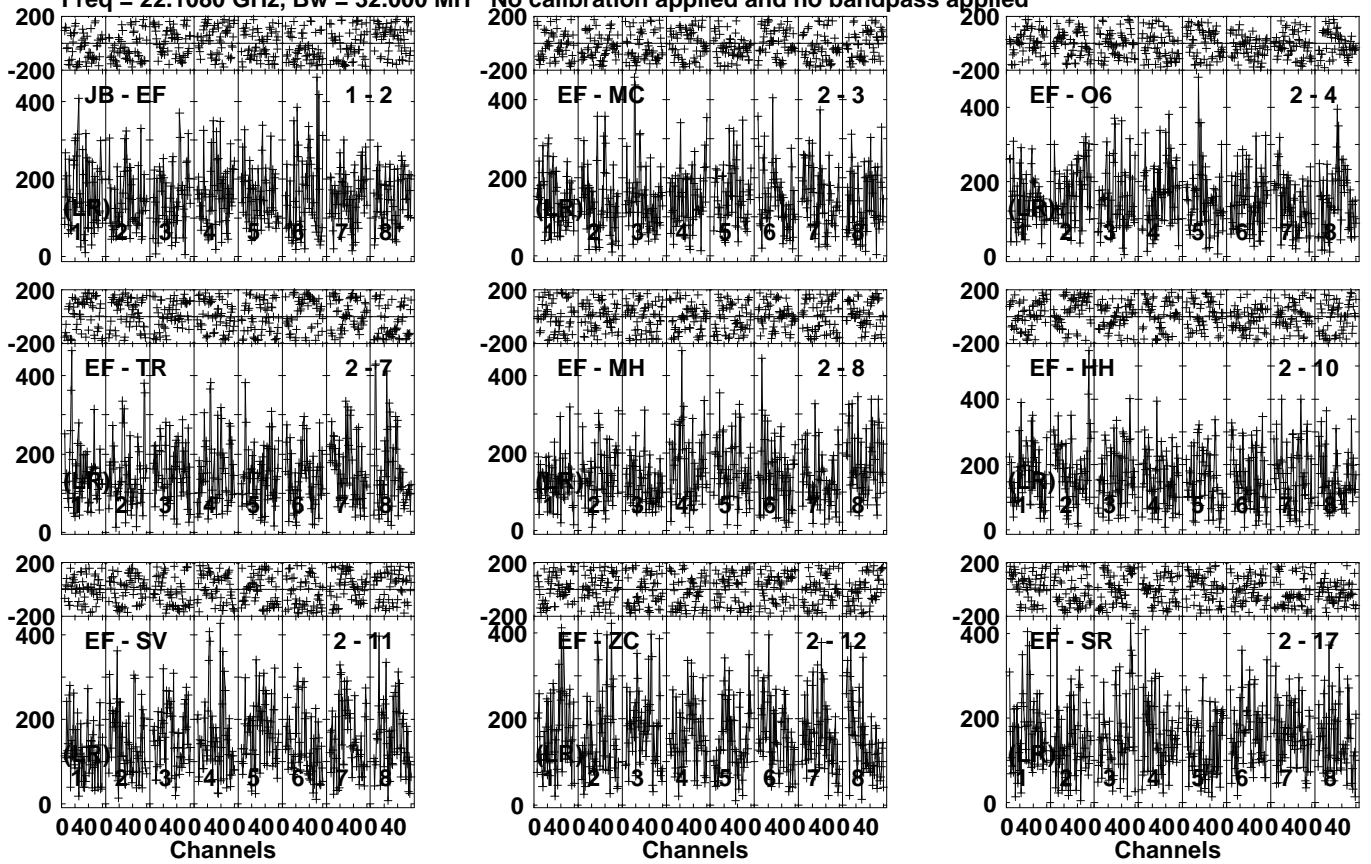
Lower frame: Micro Ampl Jy Top frame: Phas deg  
Vector averaged cross-power spectrum Several baselines displayed  
Timerange: 00/15:52:41 to 00/15:54:09

Plot file version 310 created 18-MAY-2021 12:30:00

J0243+0121 EY036B.UVDATA.1

Freq = 22.1080 GHz, Bw = 32.000 MH

No calibration applied and no bandpass applied



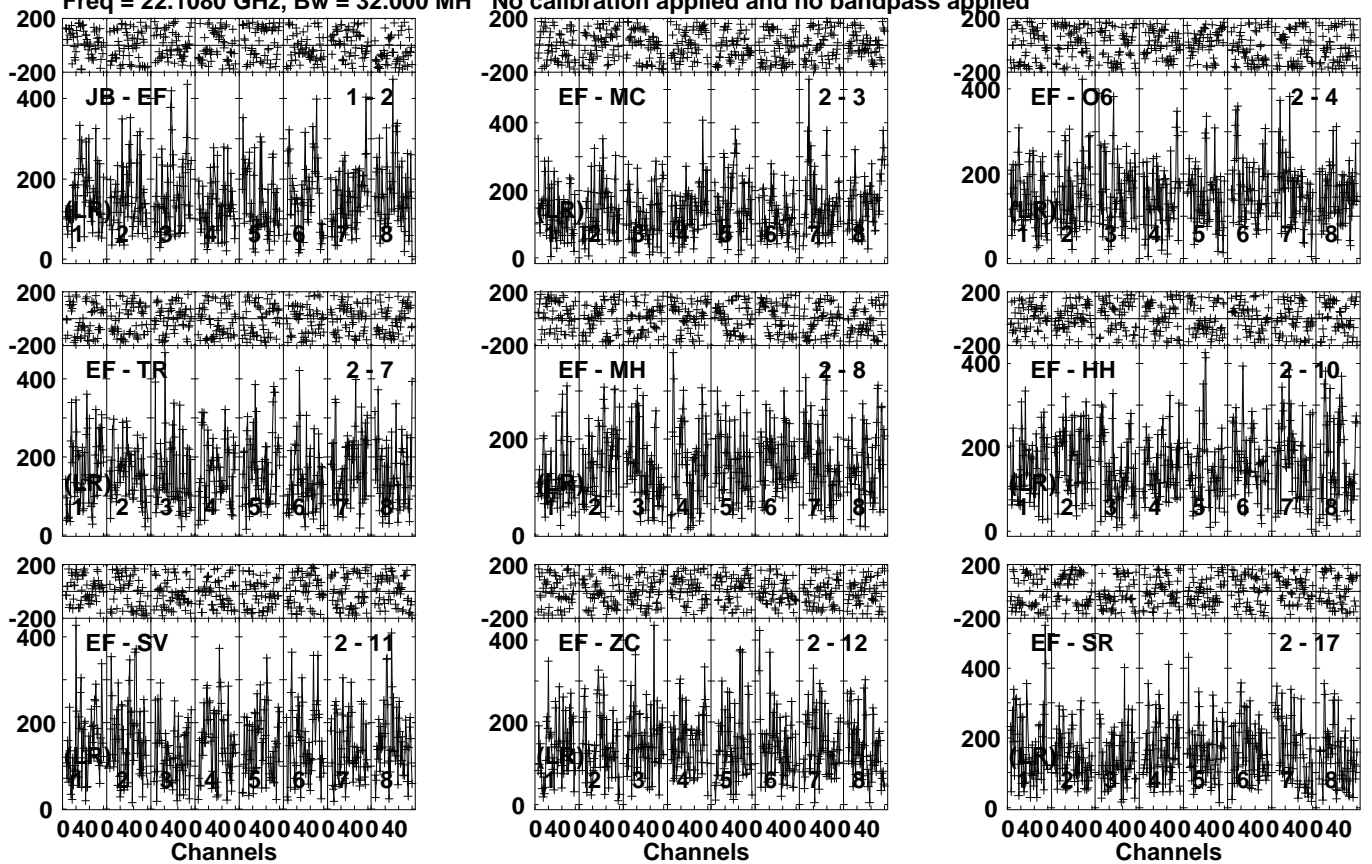
Lower frame: Micro Ampl Jy Top frame: Phas deg  
Vector averaged cross-power spectrum Several baselines displayed  
Timerange: 00/15:54:11 to 00/15:55:39

Plot file version 311 created 18-MAY-2021 12:30:00

NGC1068 EY036B.UVDATA.1

Freq = 22.1080 GHz, Bw = 32.000 MH

No calibration applied and no bandpass applied



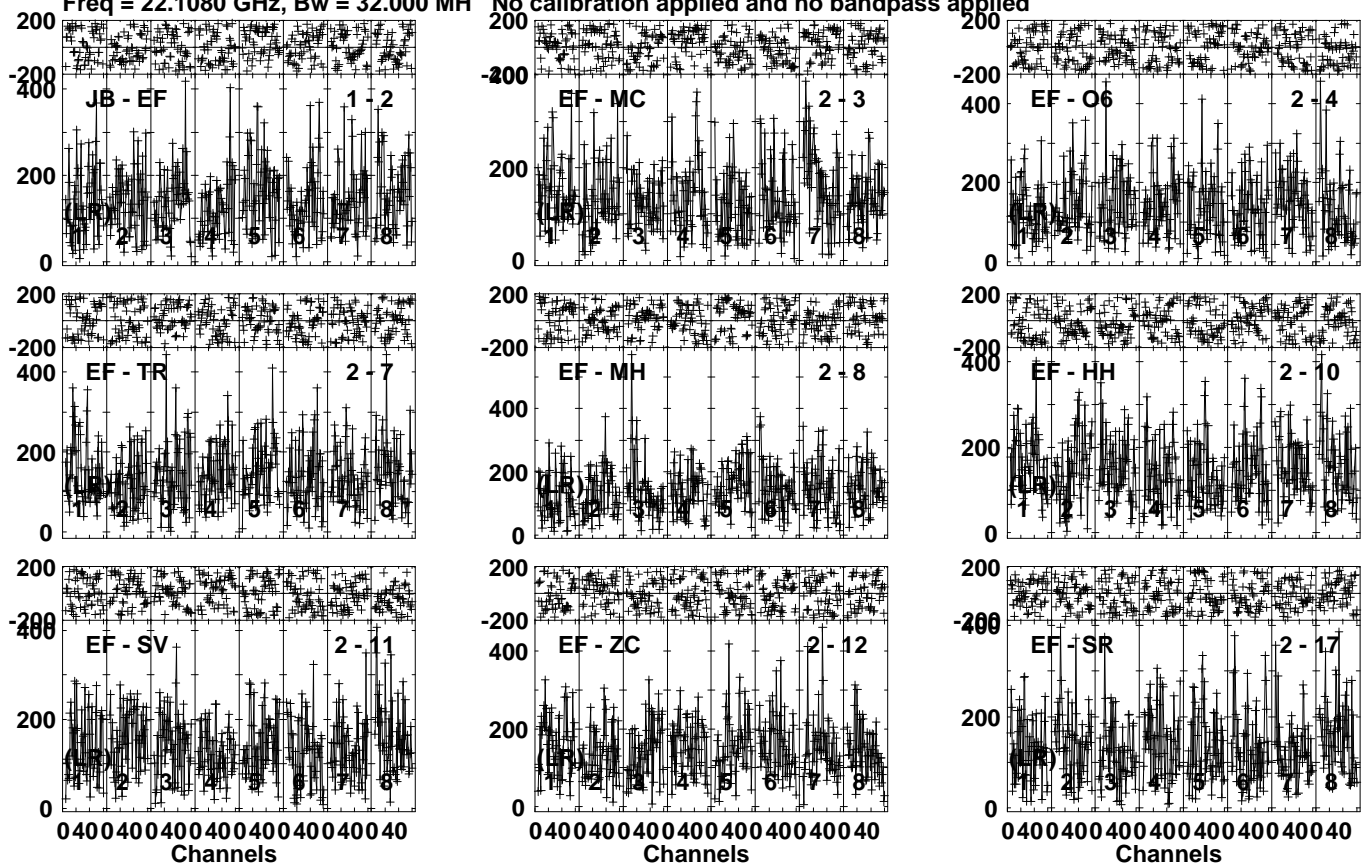
Lower frame: Micro Ampl Jy Top frame: Phas deg  
Vector averaged cross-power spectrum Several baselines displayed  
Timerange: 00/15:55:41 to 00/15:57:09

Plot file version 312 created 18-MAY-2021 12:30:01

J0243+0121 EY036B.UVDATA.1

Freq = 22.1080 GHz, Bw = 32.000 MH

No calibration applied and no bandpass applied



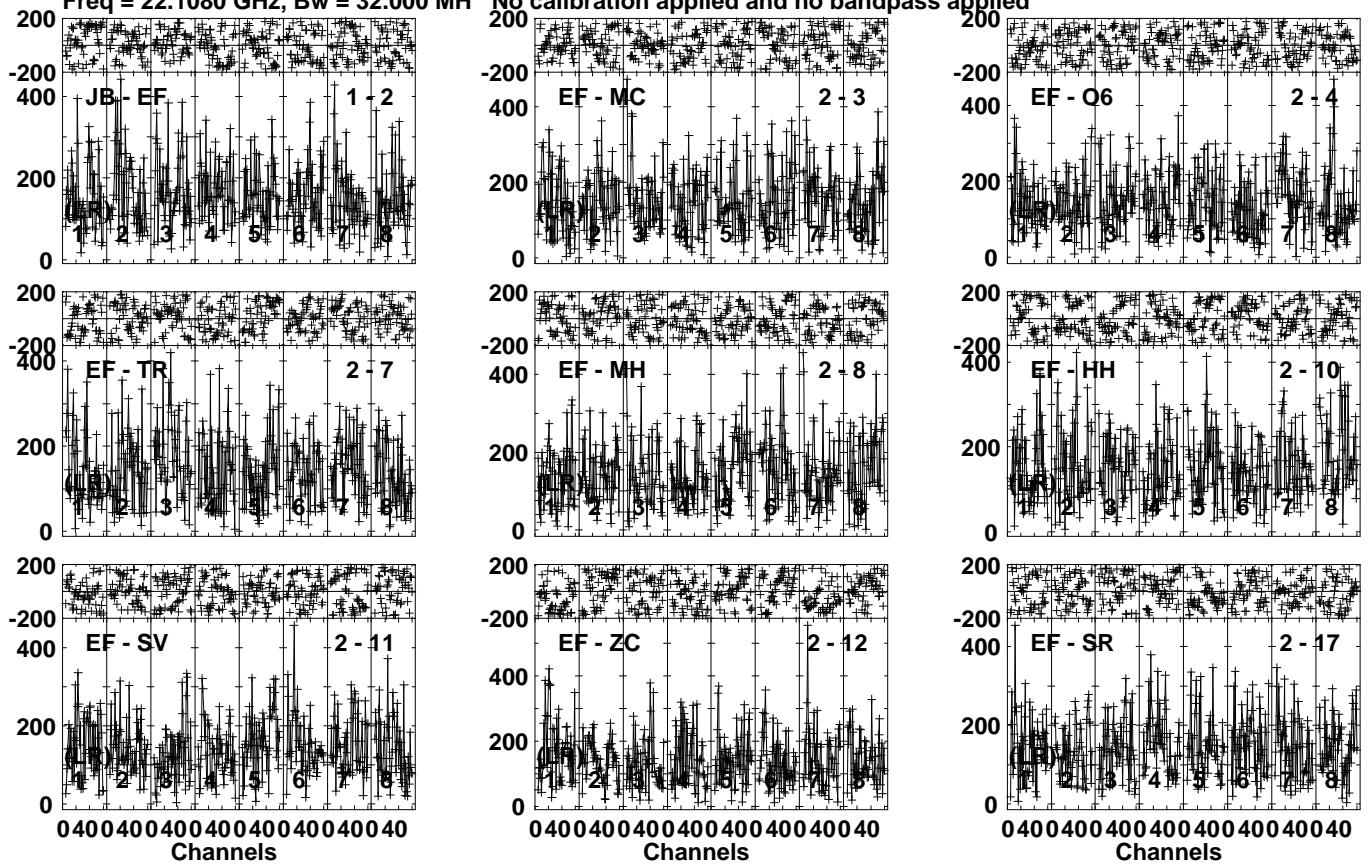
Lower frame: Micro Ampl Jy Top frame: Phas deg  
Vector averaged cross-power spectrum Several baselines displayed  
Timerange: 00/15:57:51 to 00/15:58:49

Plot file version 313 created 18-MAY-2021 12:30:01

NGC1068 EY036B.UVDATA.1

Freq = 22.1080 GHz, Bw = 32.000 MH

No calibration applied and no bandpass applied



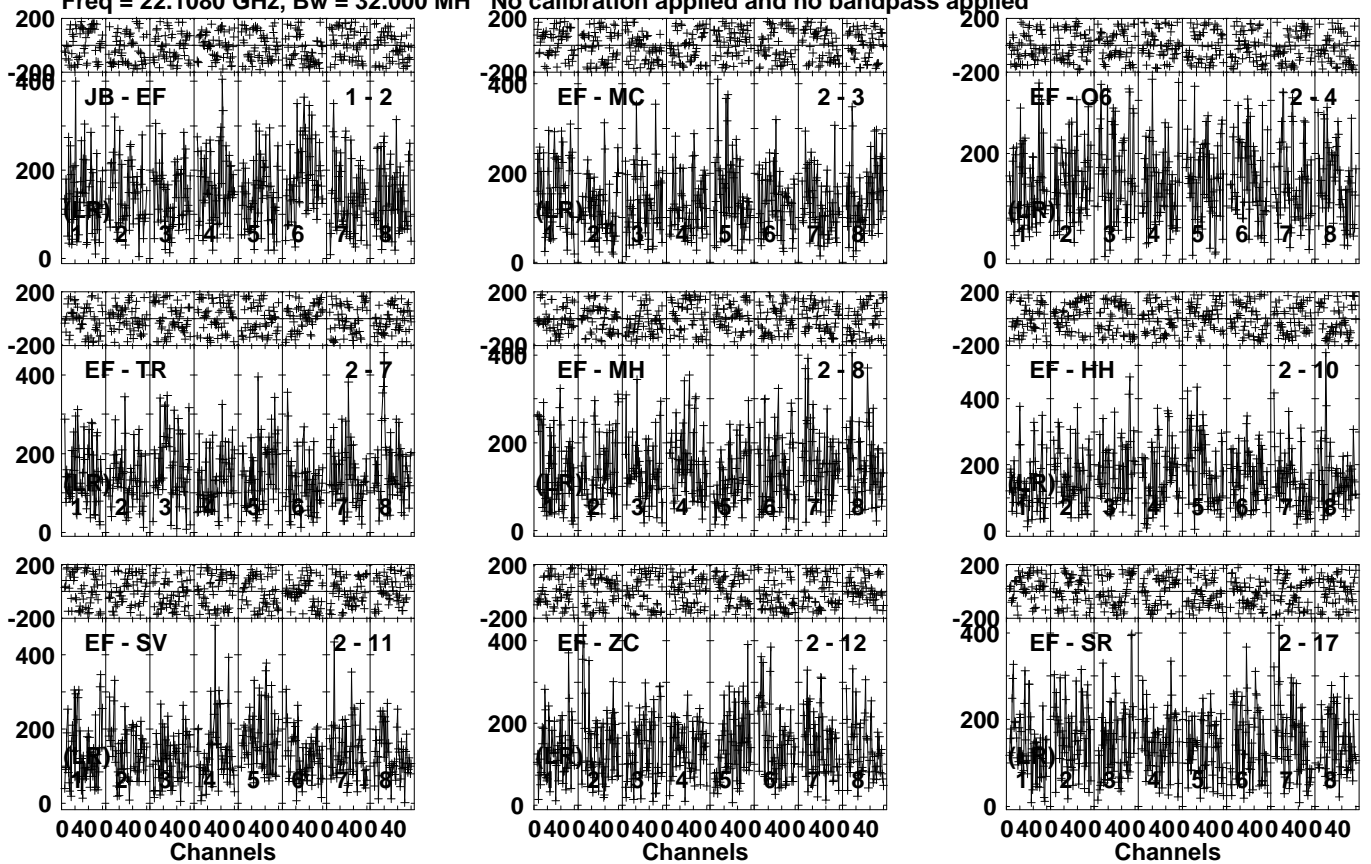
Lower frame: Micro Ampl Jy Top frame: Phas deg  
Vector averaged cross-power spectrum Several baselines displayed  
Timerange: 00/15:58:51 to 00/16:00:19

Plot file version 314 created 18-MAY-2021 12:30:01

J0243+0121 EY036B.UVDATA.1

Freq = 22.1080 GHz, Bw = 32.000 MH

No calibration applied and no bandpass applied



Lower frame: Micro Ampl Jy Top frame: Phas deg  
Vector averaged cross-power spectrum Several baselines displayed  
Timerange: 00/16:00:21 to 00/16:01:49

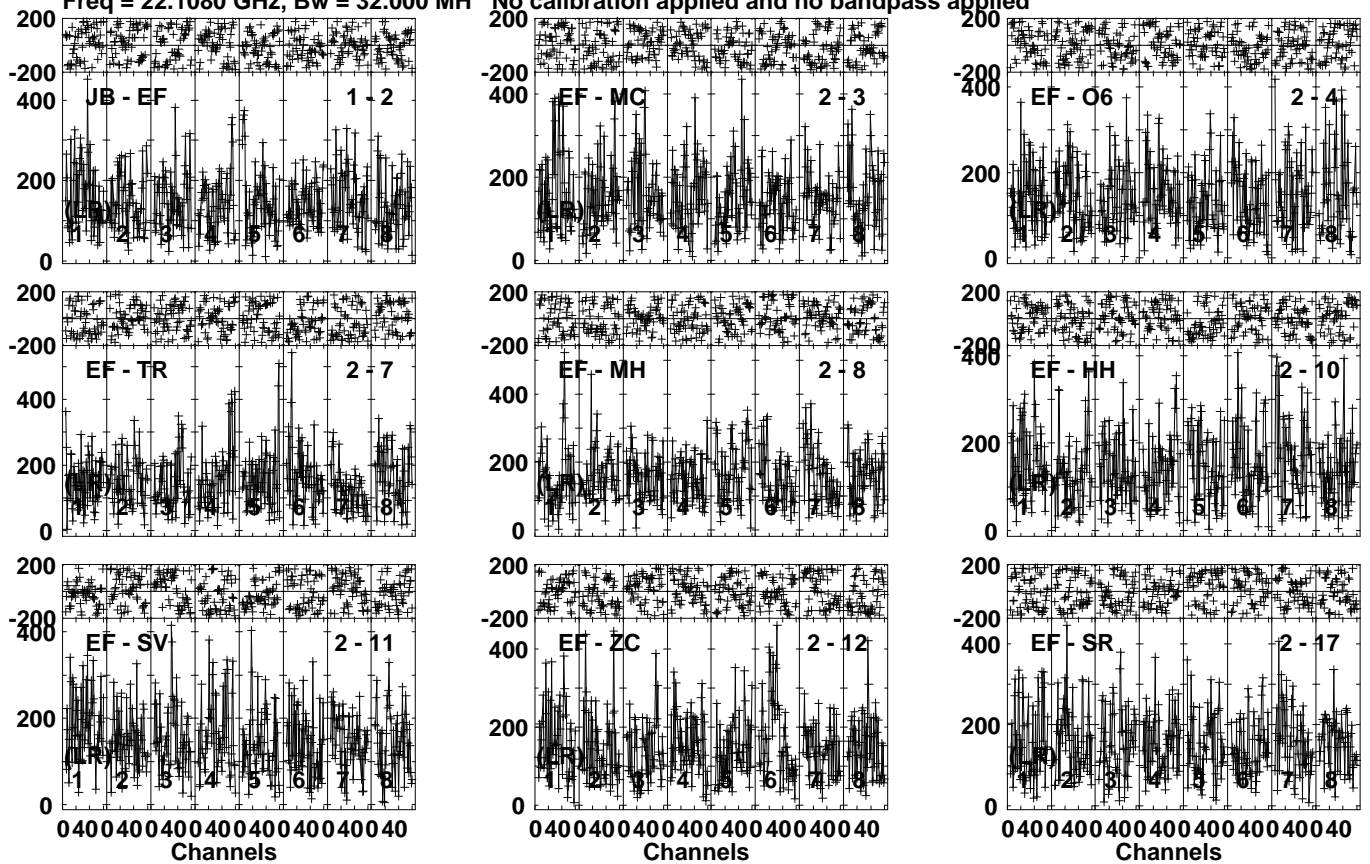


Plot file version 315 created 18-MAY-2021 12:30:01

NGC1068 EY036B.UVDATA.1

Freq = 22.1080 GHz, Bw = 32.000 MH

No calibration applied and no bandpass applied



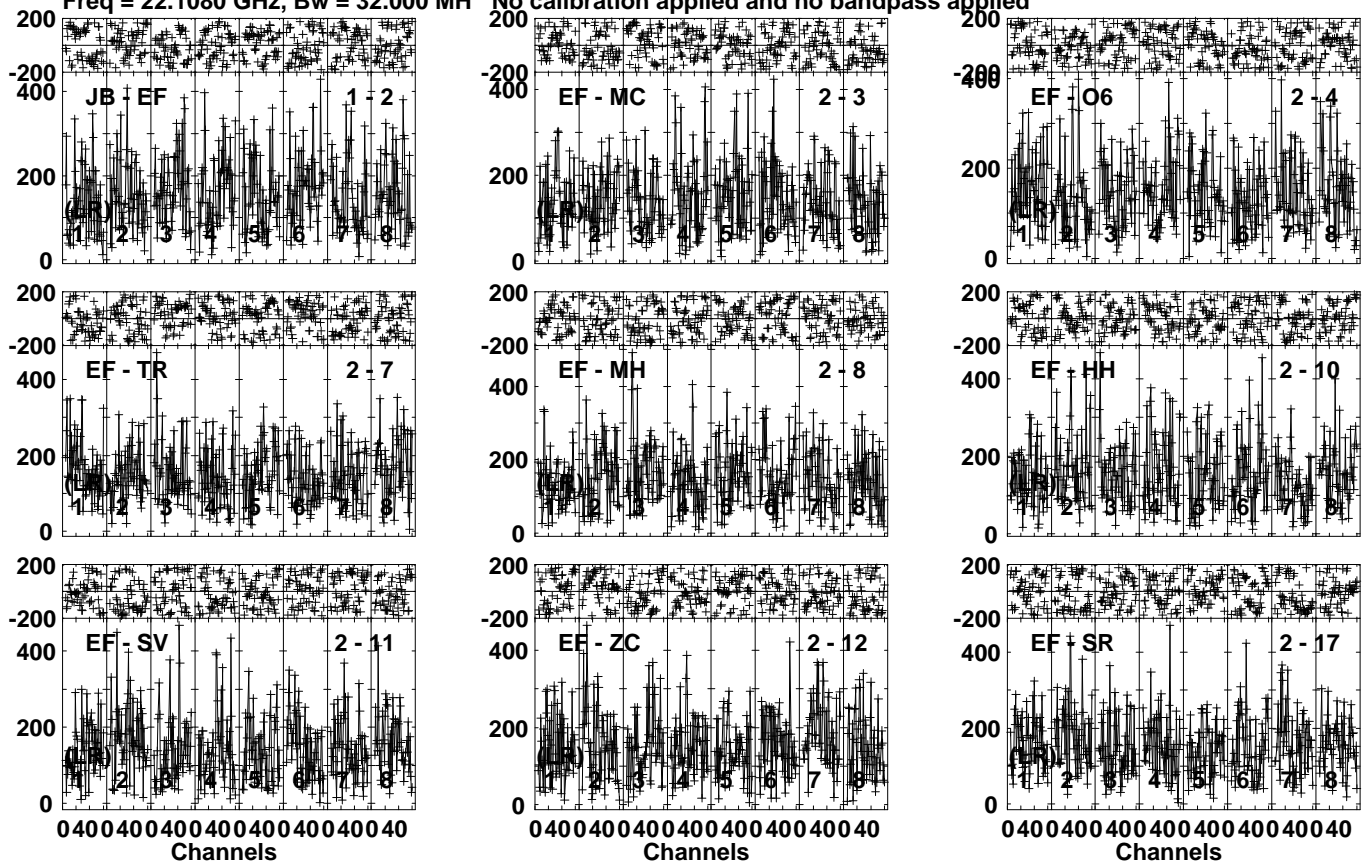
Lower frame: Micro Ampl Jy Top frame: Phas deg  
Vector averaged cross-power spectrum Several baselines displayed  
Timerange: 00/16:01:51 to 00/16:03:19

Plot file version 316 created 18-MAY-2021 12:30:02

J0243+0121 EY036B.UVDATA.1

Freq = 22.1080 GHz, Bw = 32.000 MH

No calibration applied and no bandpass applied



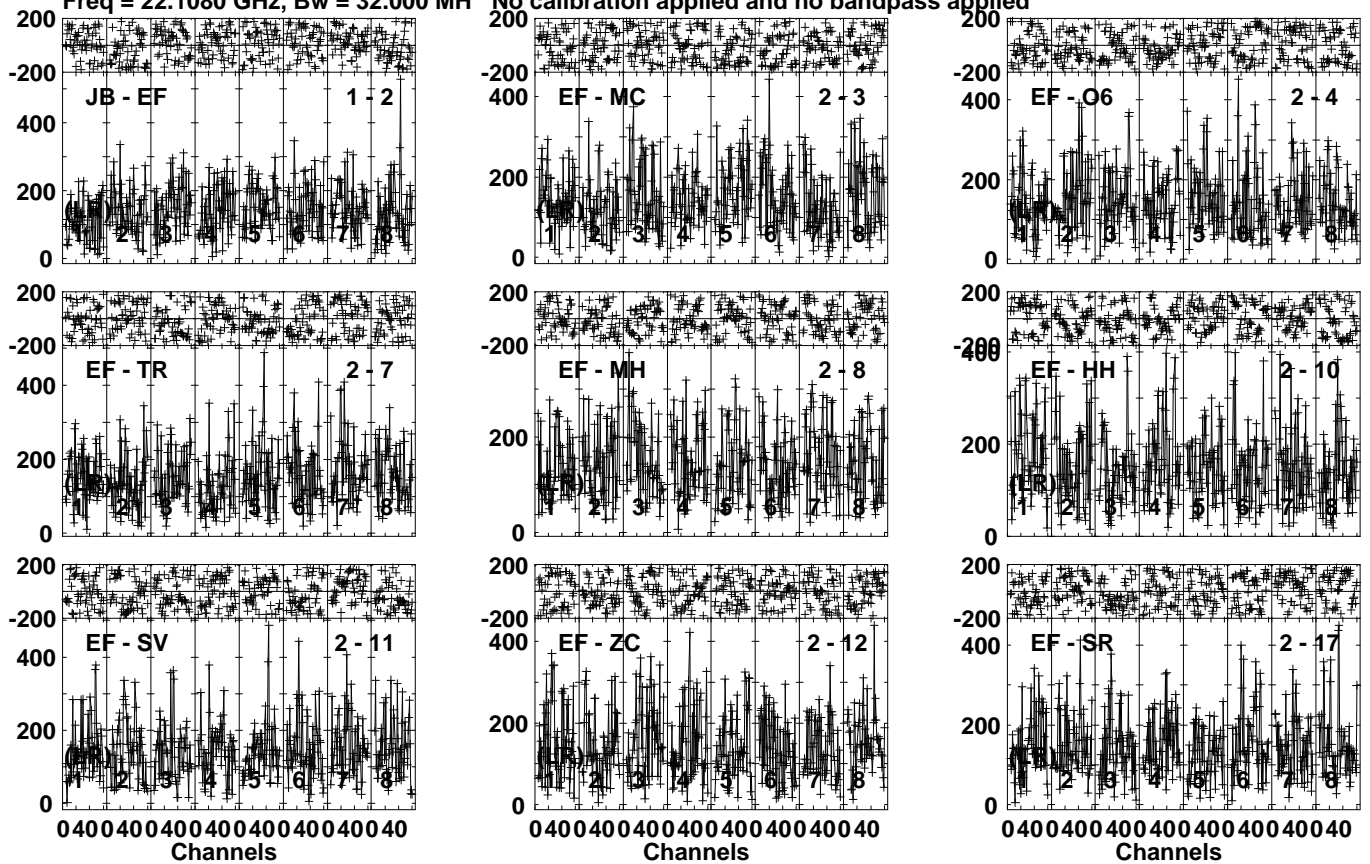
Lower frame: Micro Ampl Jy Top frame: Phas deg  
Vector averaged cross-power spectrum Several baselines displayed  
Timerange: 00/16:03:21 to 00/16:04:49

Plot file version 317 created 18-MAY-2021 12:30:02

NGC1068 EY036B.UVDATA.1

Freq = 22.1080 GHz, Bw = 32.000 MH

No calibration applied and no bandpass applied



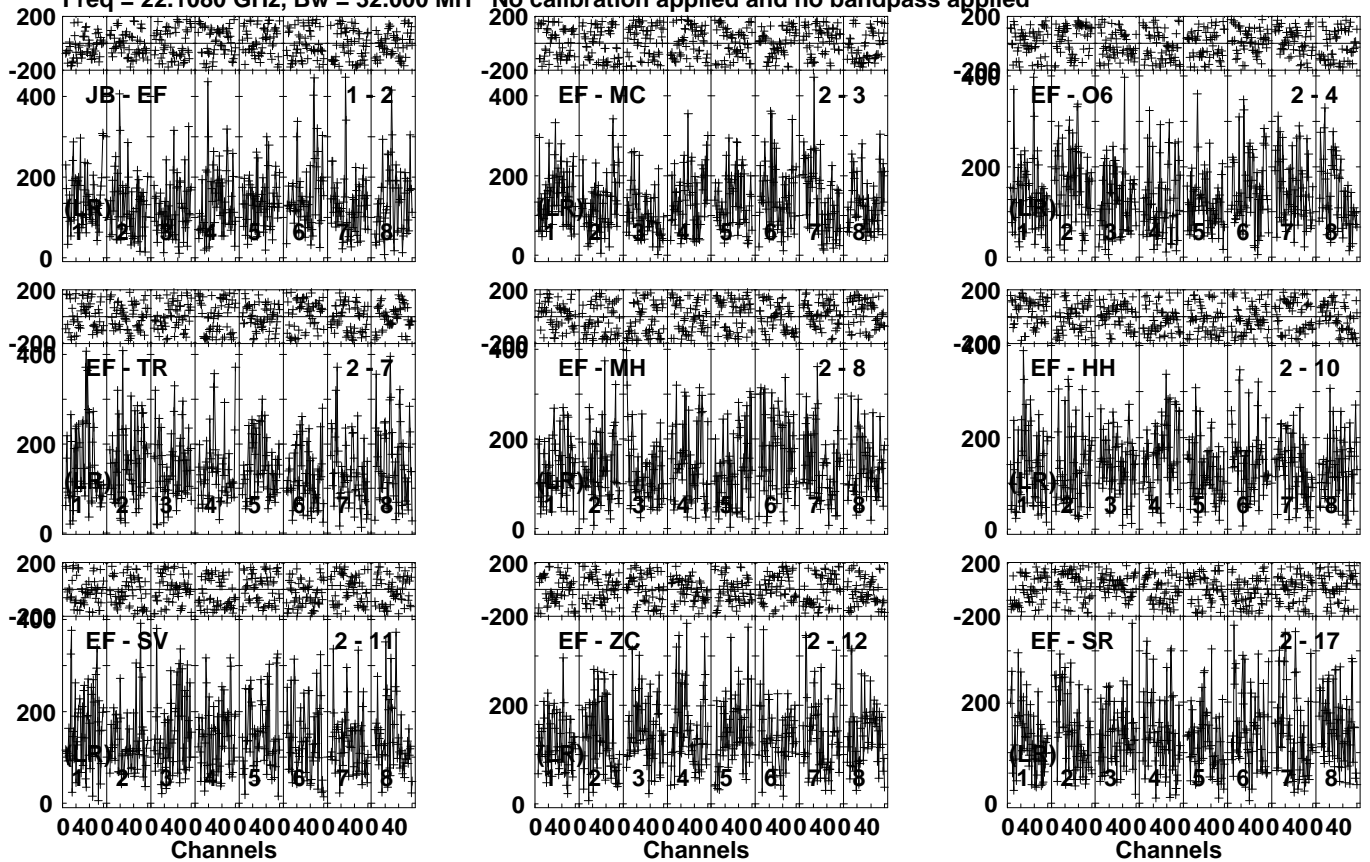
Lower frame: Micro Ampl Jy Top frame: Phas deg  
Vector averaged cross-power spectrum Several baselines displayed  
Timerange: 00/16:04:51 to 00/16:06:19

Plot file version 318 created 18-MAY-2021 12:30:02

J0243+0121 EY036B.UVDATA.1

Freq = 22.1080 GHz, Bw = 32.000 MH

No calibration applied and no bandpass applied



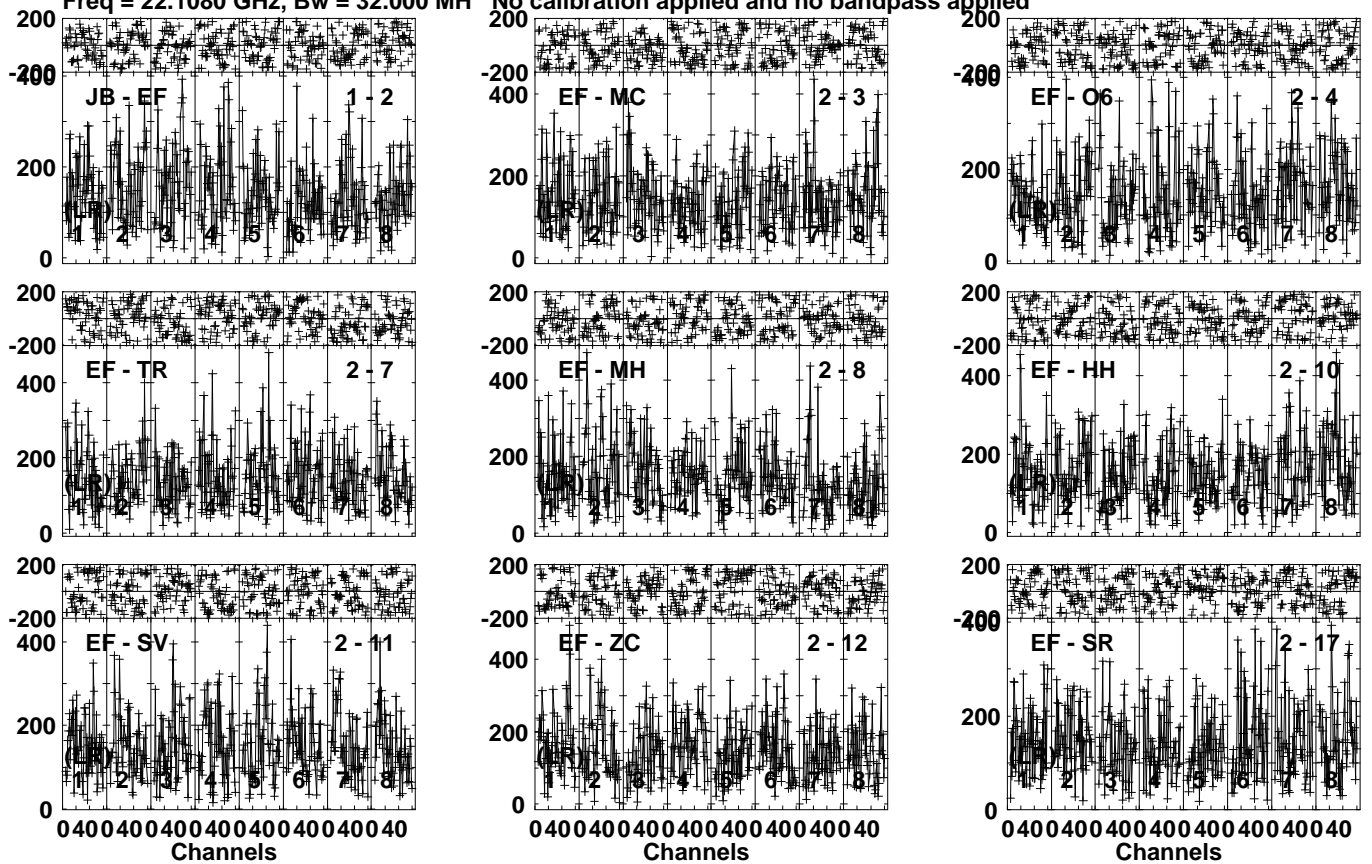
Lower frame: Micro Ampl Jy Top frame: Phas deg  
Vector averaged cross-power spectrum Several baselines displayed  
Timerange: 00/16:07:01 to 00/16:07:59

Plot file version 319 created 18-MAY-2021 12:30:03

NGC1068 EY036B.UVDATA.1

Freq = 22.1080 GHz, Bw = 32.000 MH

No calibration applied and no bandpass applied



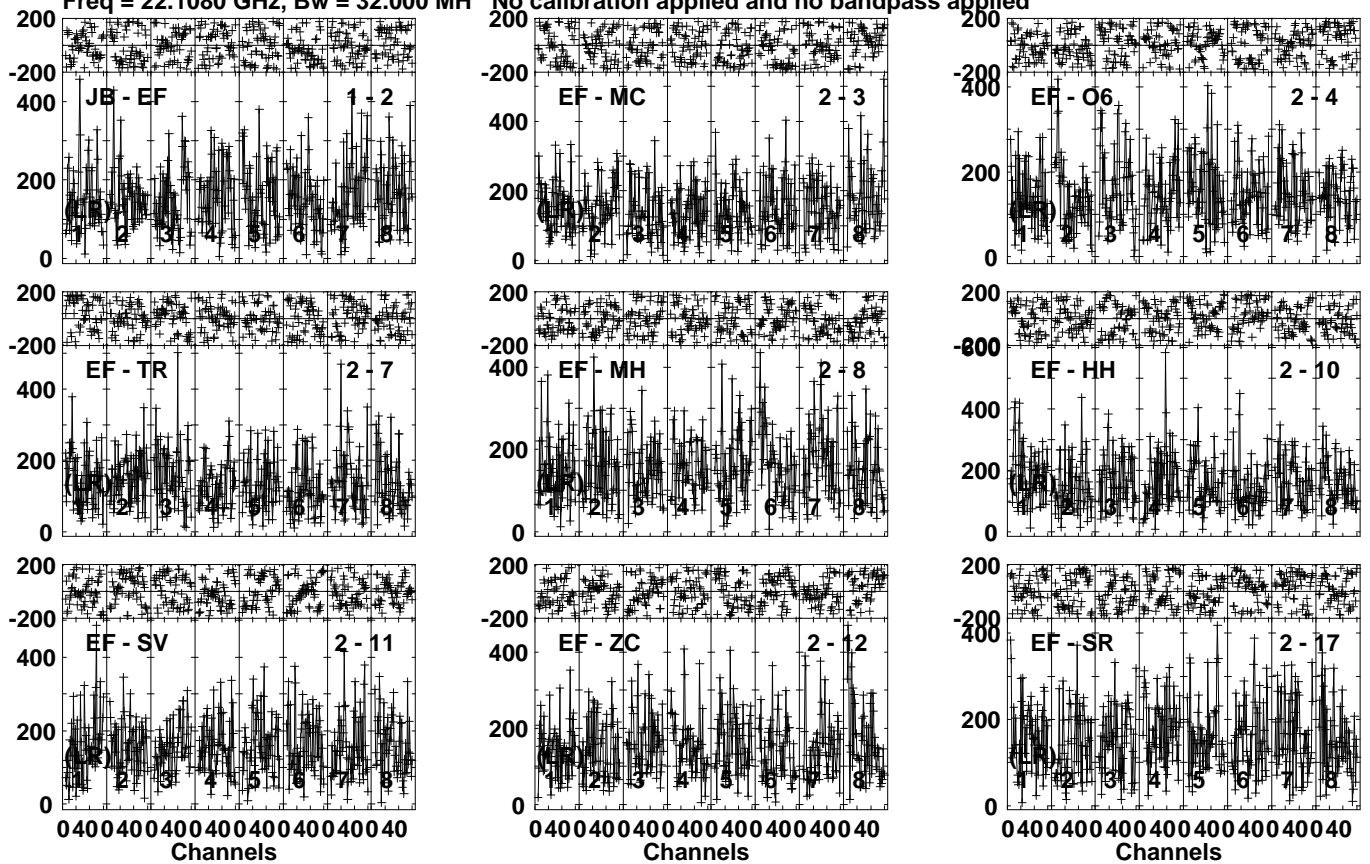
Lower frame: Micro Ampl Jy Top frame: Phas deg  
Vector averaged cross-power spectrum Several baselines displayed  
Timerange: 00/16:08:01 to 00/16:09:29

Plot file version 320 created 18-MAY-2021 12:30:03

J0243+0121 EY036B.UVDATA.1

Freq = 22.1080 GHz, Bw = 32.000 MH

No calibration applied and no bandpass applied



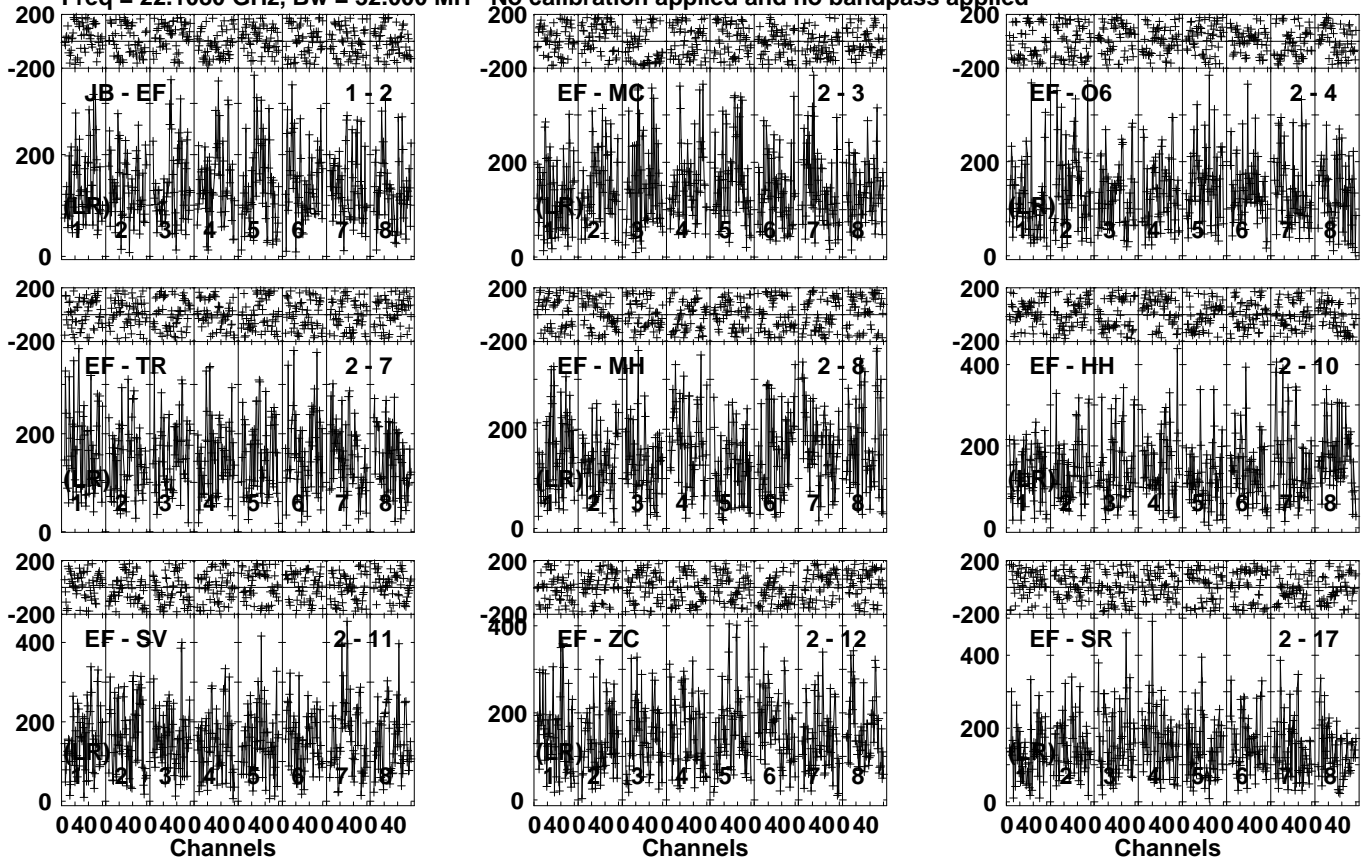
Lower frame: Micro Ampl Jy Top frame: Phas deg  
Vector averaged cross-power spectrum Several baselines displayed  
Timerange: 00/16:09:31 to 00/16:10:59

Plot file version 321 created 18-MAY-2021 12:30:03

NGC1068 EY036B.UVDATA.1

Freq = 22.1080 GHz, Bw = 32.000 MH

No calibration applied and no bandpass applied



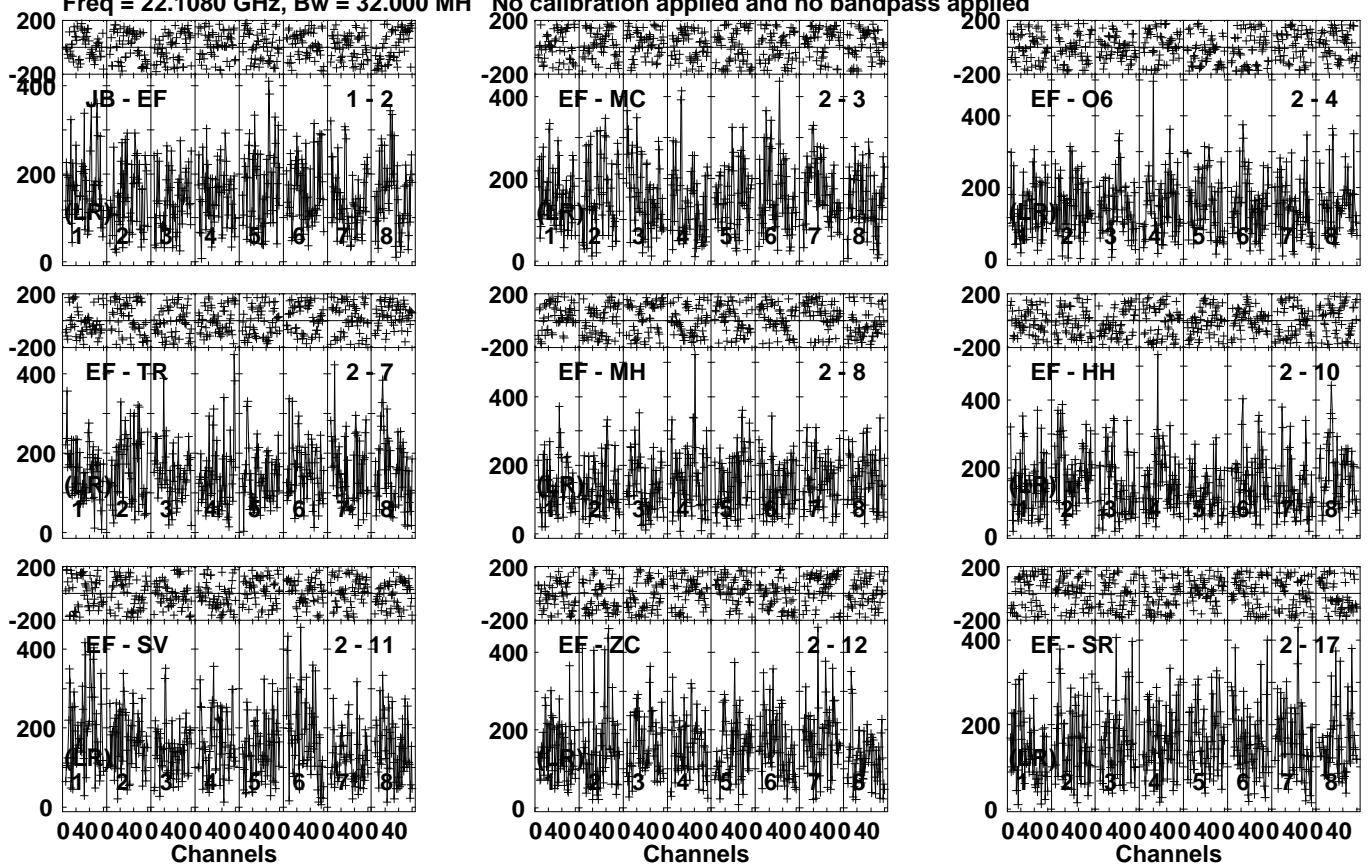
Lower frame: Micro Ampl Jy Top frame: Phas deg  
Vector averaged cross-power spectrum Several baselines displayed  
Timerange: 00/16:11:01 to 00/16:12:29

Plot file version 322 created 18-MAY-2021 12:30:04

J0243+0121 EY036B.UVDATA.1

Freq = 22.1080 GHz, Bw = 32.000 MH

No calibration applied and no bandpass applied



Lower frame: Micro Ampl Jy Top frame: Phas deg  
Vector averaged cross-power spectrum Several baselines displayed  
Timerange: 00/16:12:31 to 00/16:13:59

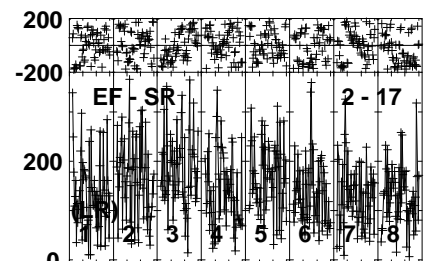
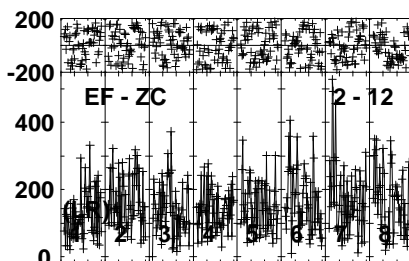
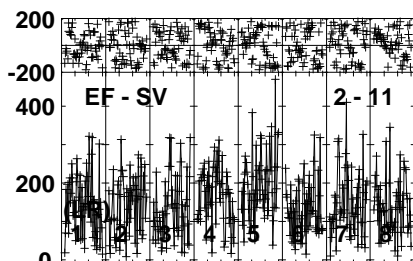
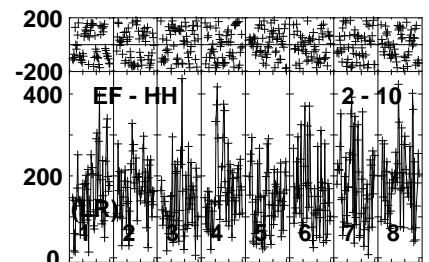
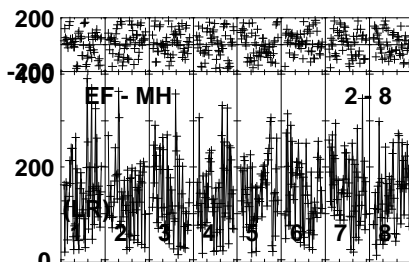
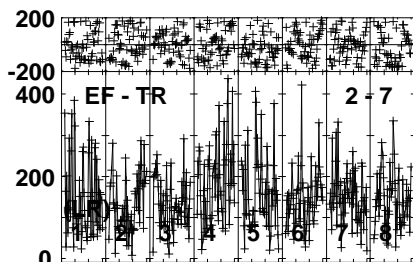
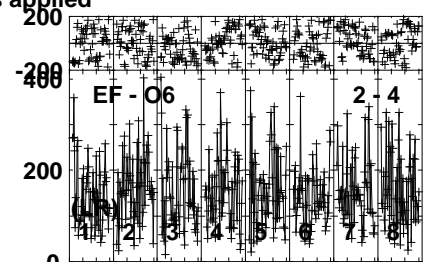
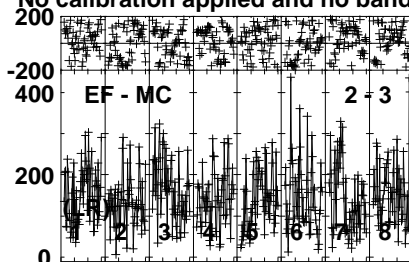
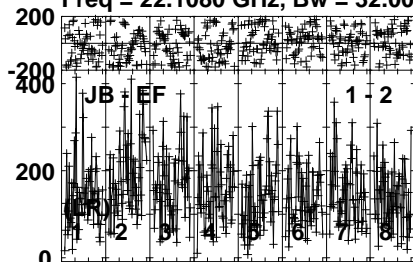


Plot file version 323 created 18-MAY-2021 12:30:04

NGC1068 EY036B.UVDATA.1

Freq = 22.1080 GHz, Bw = 32.000 MH

No calibration applied and no bandpass applied



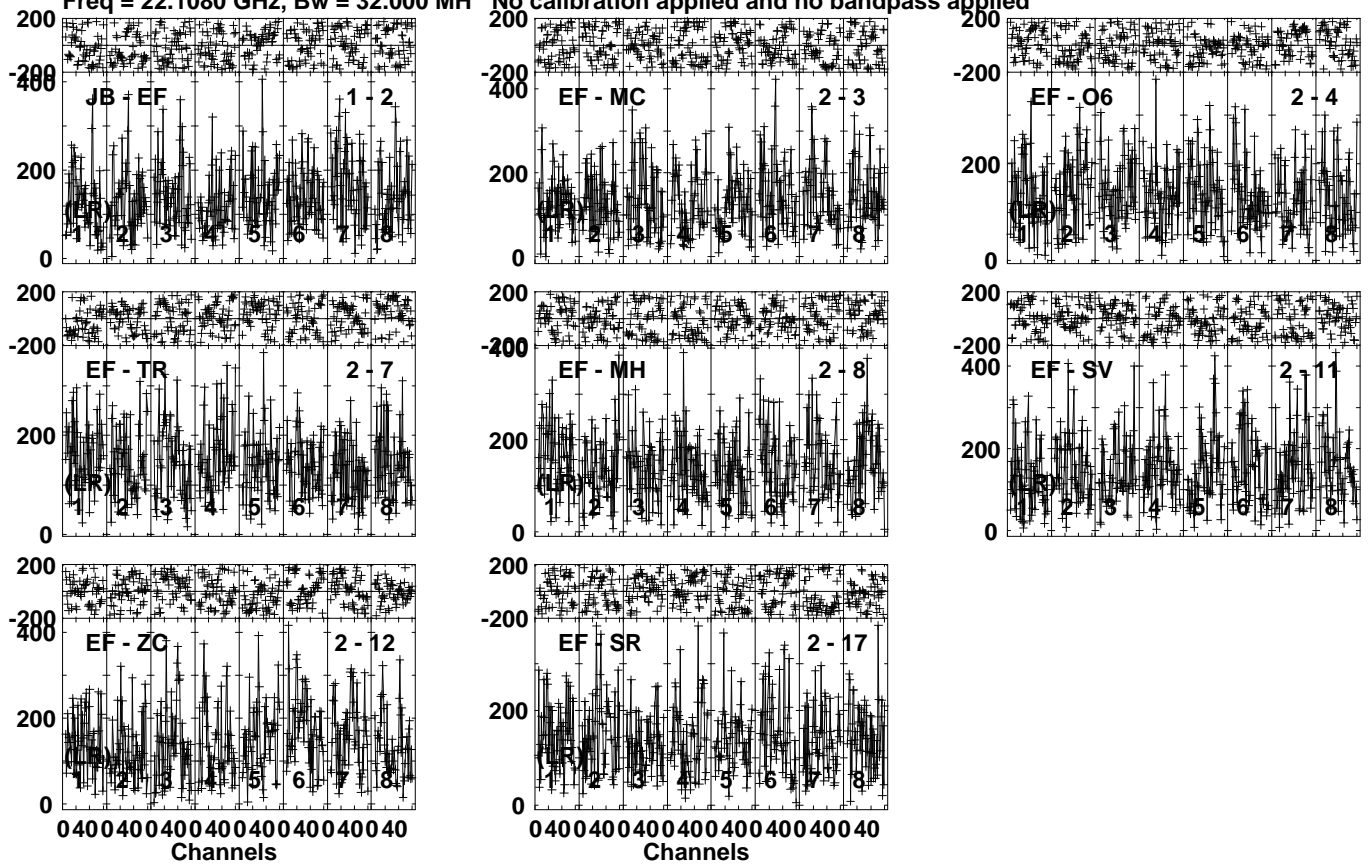
Lower frame: Micro Ampl Jy Top frame: Phas deg  
Vector averaged cross-power spectrum Several baselines displayed  
Timerange: 00/16:14:01 to 00/16:15:29

Plot file version 324 created 18-MAY-2021 12:30:04

J0243+0121 EY036B.UVDATA.1

Freq = 22.1080 GHz, Bw = 32.000 MH

No calibration applied and no bandpass applied



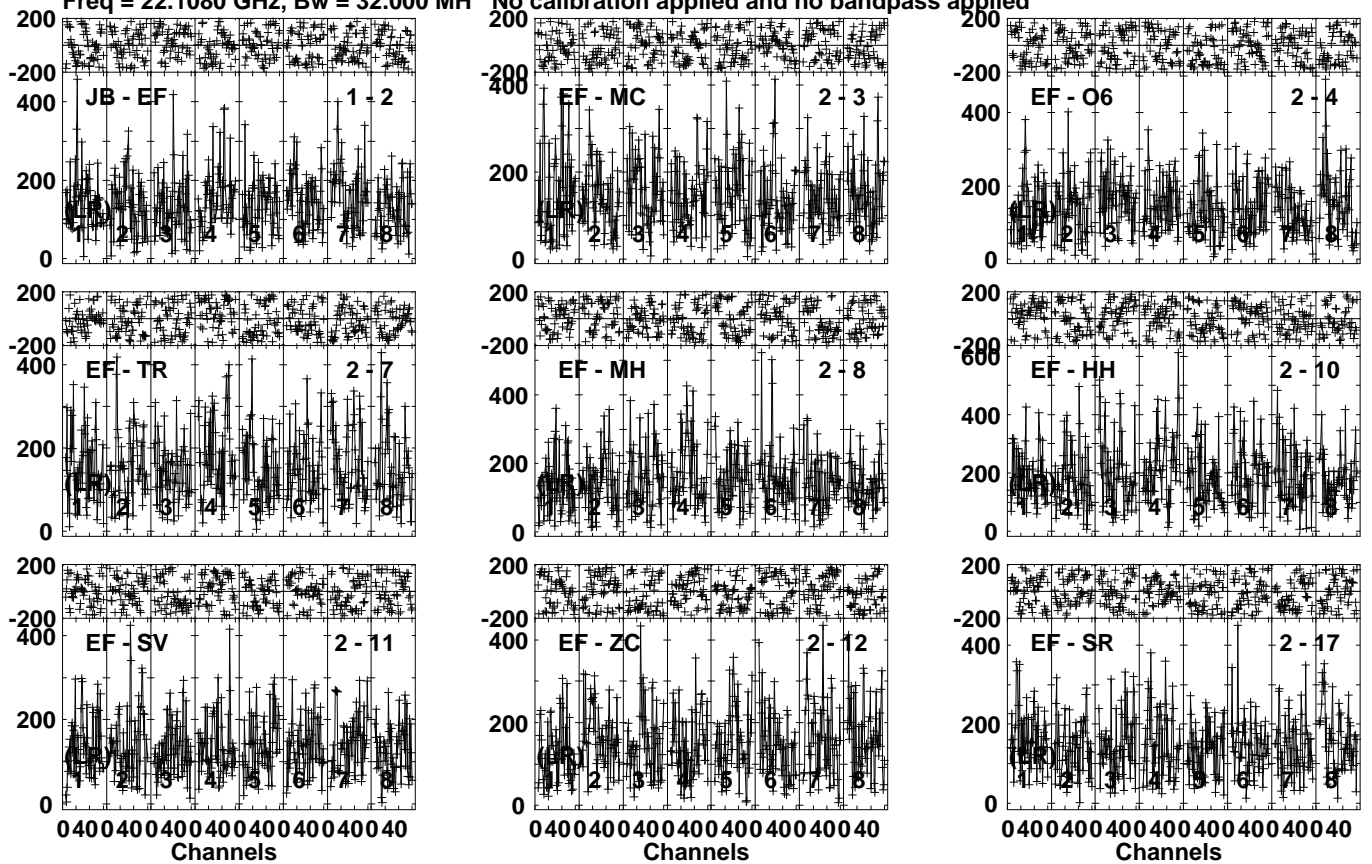
Lower frame: Micro Ampl Jy Top frame: Phas deg  
Vector averaged cross-power spectrum Several baselines displayed  
Timerange: 00/16:16:11 to 00/16:17:09

Plot file version 325 created 18-MAY-2021 12:30:04

NGC1068 EY036B.UVDATA.1

Freq = 22.1080 GHz, Bw = 32.000 MH

No calibration applied and no bandpass applied



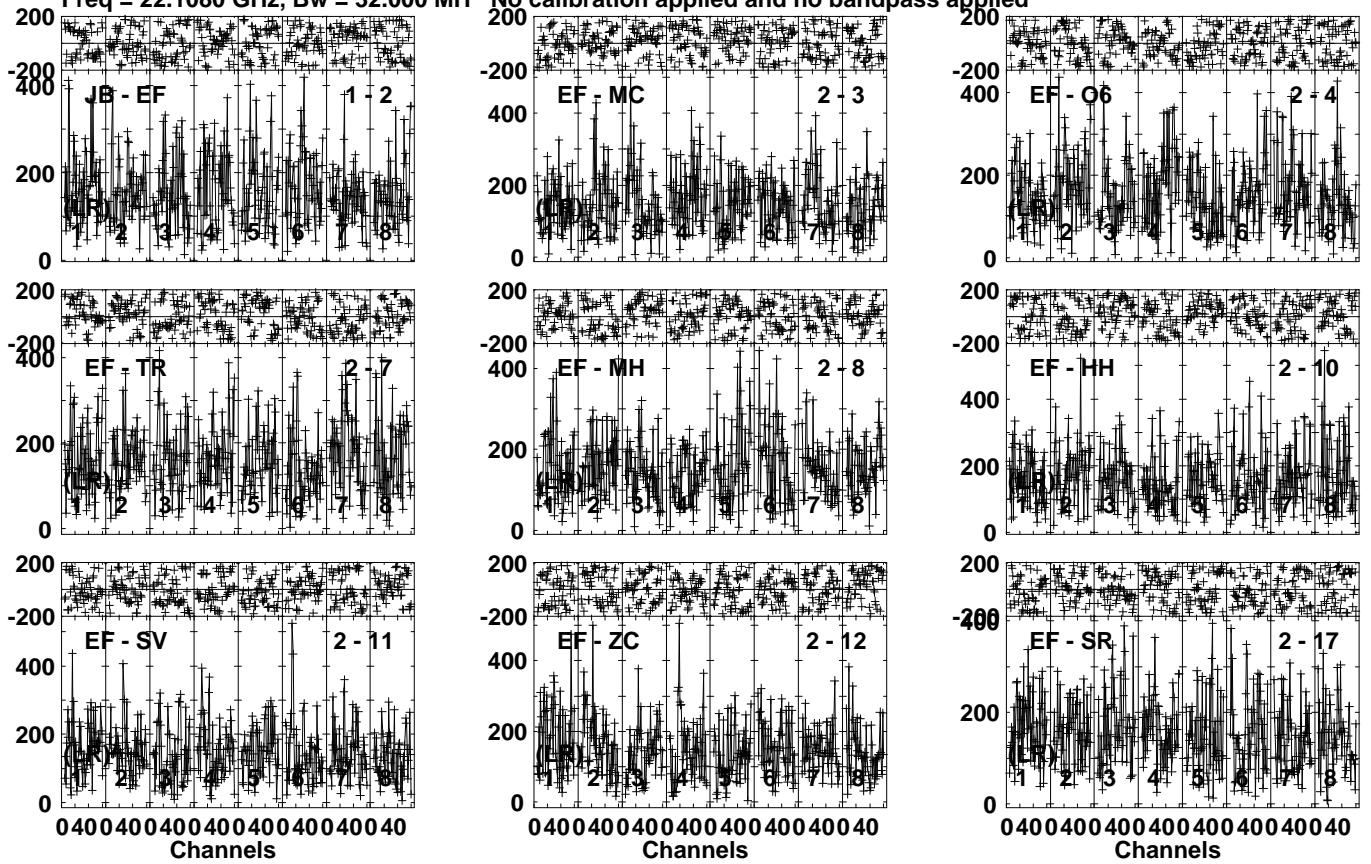
Lower frame: Micro Ampl Jy Top frame: Phas deg  
Vector averaged cross-power spectrum Several baselines displayed  
Timerange: 00/16:17:11 to 00/16:18:39

Plot file version 326 created 18-MAY-2021 12:30:05

J0243+0121 EY036B.UVDATA.1

Freq = 22.1080 GHz, Bw = 32.000 MH

No calibration applied and no bandpass applied



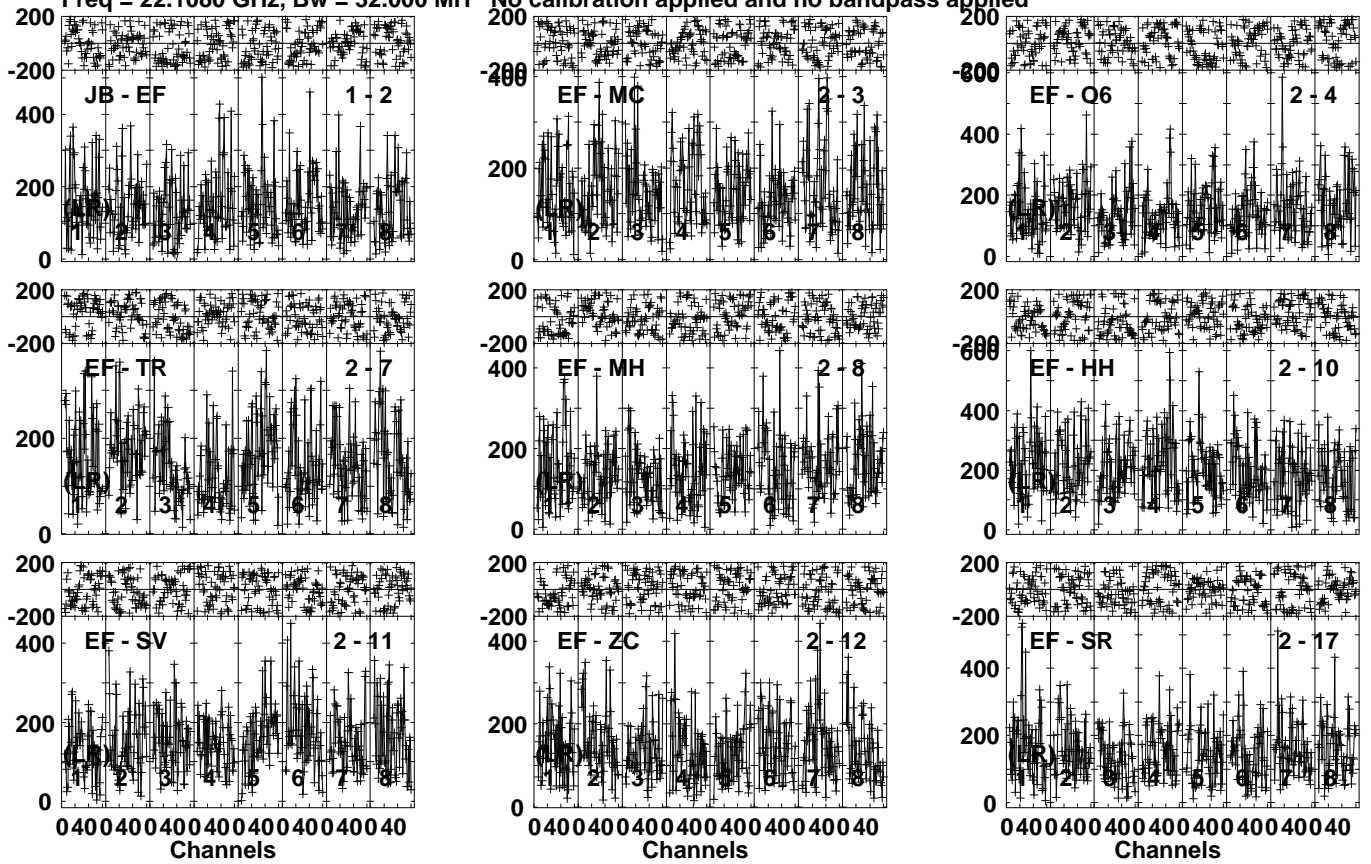
Lower frame: Micro Ampl Jy Top frame: Phas deg  
Vector averaged cross-power spectrum Several baselines displayed  
Timerange: 00/16:18:41 to 00/16:20:09

Plot file version 327 created 18-MAY-2021 12:30:05

NGC1068 EY036B.UVDATA.1

Freq = 22.1080 GHz, Bw = 32.000 MH

No calibration applied and no bandpass applied



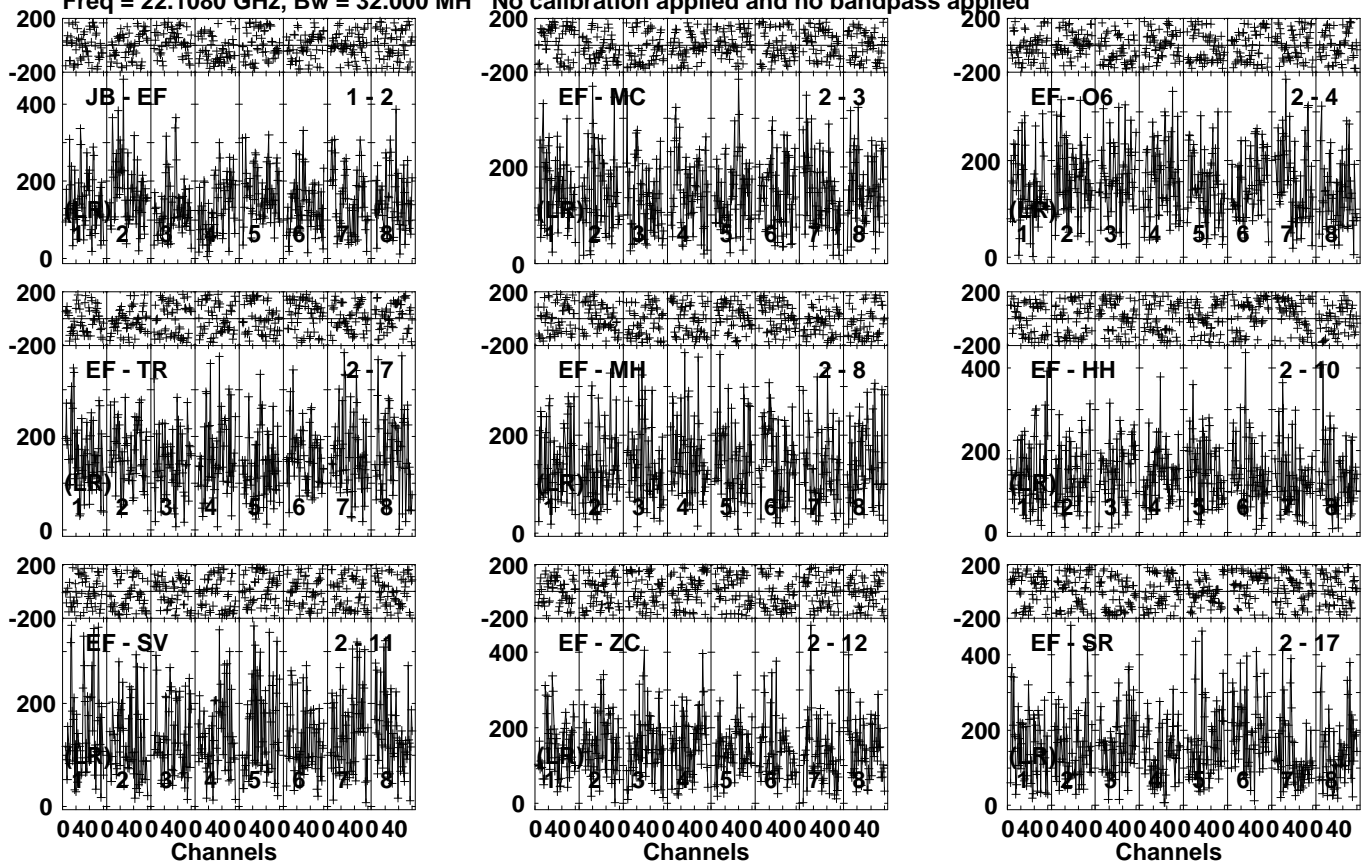
Lower frame: Micro Ampl Jy Top frame: Phas deg  
Vector averaged cross-power spectrum Several baselines displayed  
Timerange: 00/16:20:11 to 00/16:21:39

Plot file version 328 created 18-MAY-2021 12:30:05

J0243+0121 EY036B.UVDATA.1

Freq = 22.1080 GHz, Bw = 32.000 MH

No calibration applied and no bandpass applied



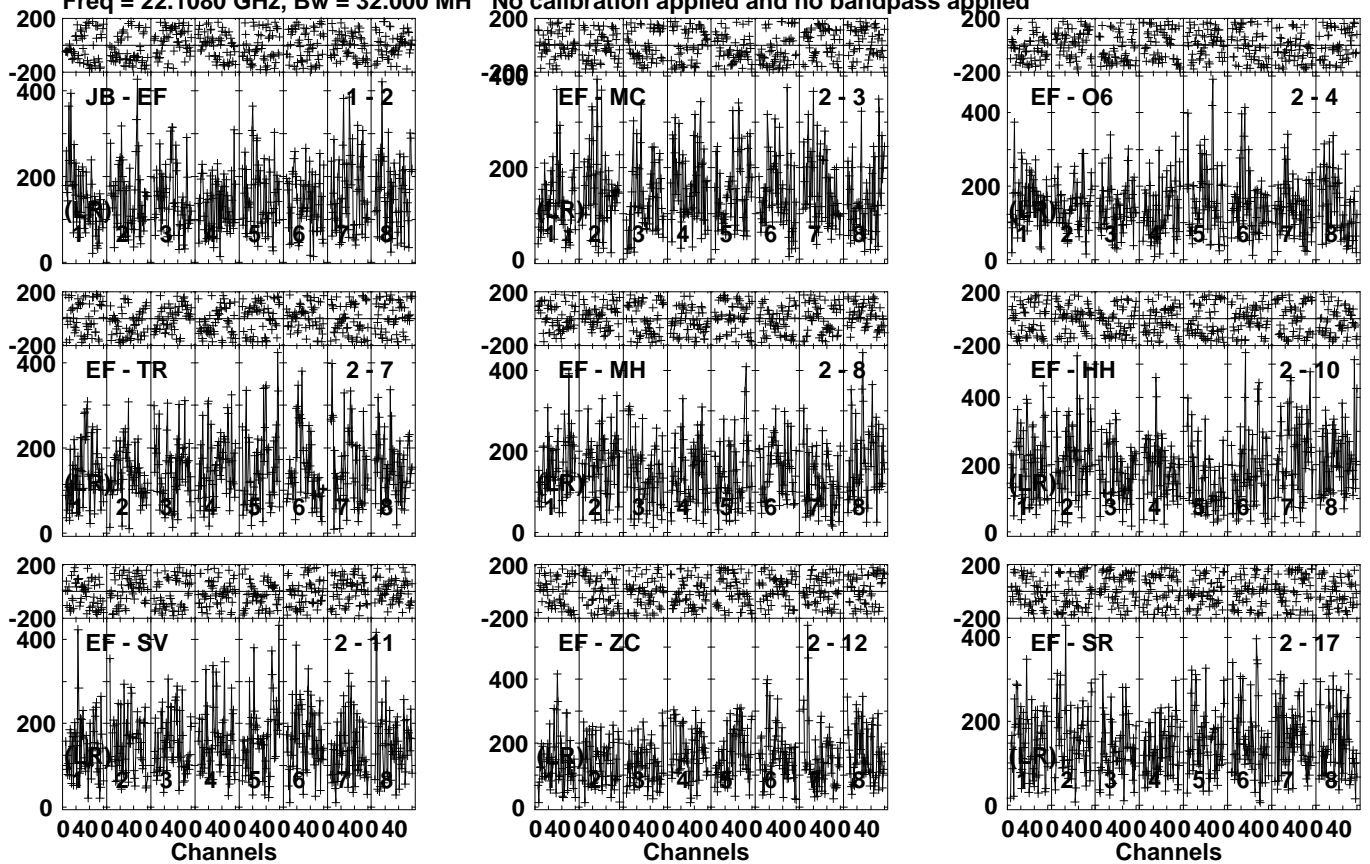
Lower frame: Micro Ampl Jy Top frame: Phas deg  
Vector averaged cross-power spectrum Several baselines displayed  
Timerange: 00/16:21:41 to 00/16:23:09

Plot file version 329 created 18-MAY-2021 12:30:05

NGC1068 EY036B.UVDATA.1

Freq = 22.1080 GHz, Bw = 32.000 MH

No calibration applied and no bandpass applied



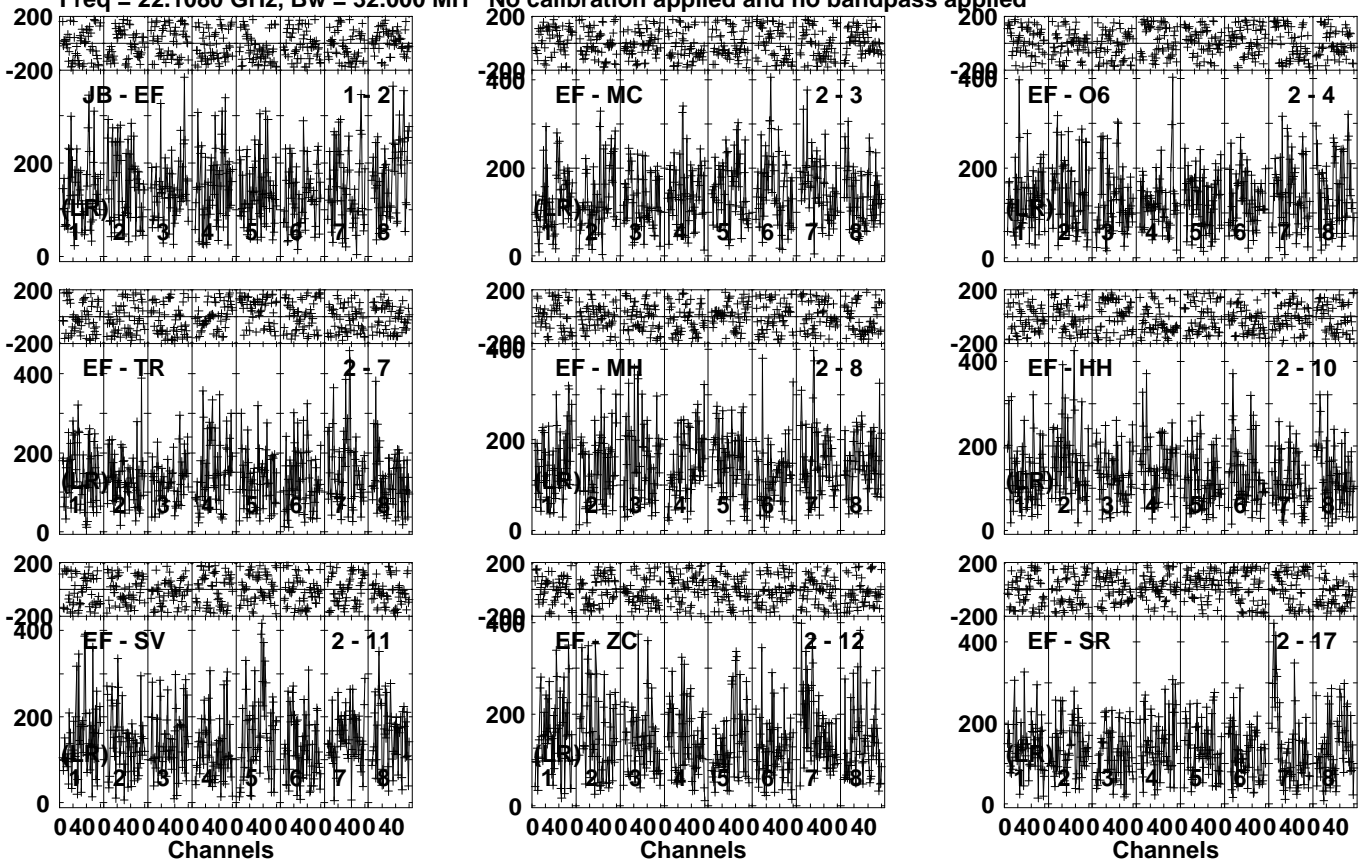
Lower frame: Micro Ampl Jy Top frame: Phas deg  
Vector averaged cross-power spectrum Several baselines displayed  
Timerange: 00/16:23:11 to 00/16:24:39

Plot file version 330 created 18-MAY-2021 12:30:06

J0243+0121 EY036B.UVDATA.1

Freq = 22.1080 GHz, Bw = 32.000 MH

No calibration applied and no bandpass applied



Lower frame: Micro Ampl Jy Top frame: Phas deg  
Vector averaged cross-power spectrum Several baselines displayed  
Timerange: 00/16:25:21 to 00/16:26:19

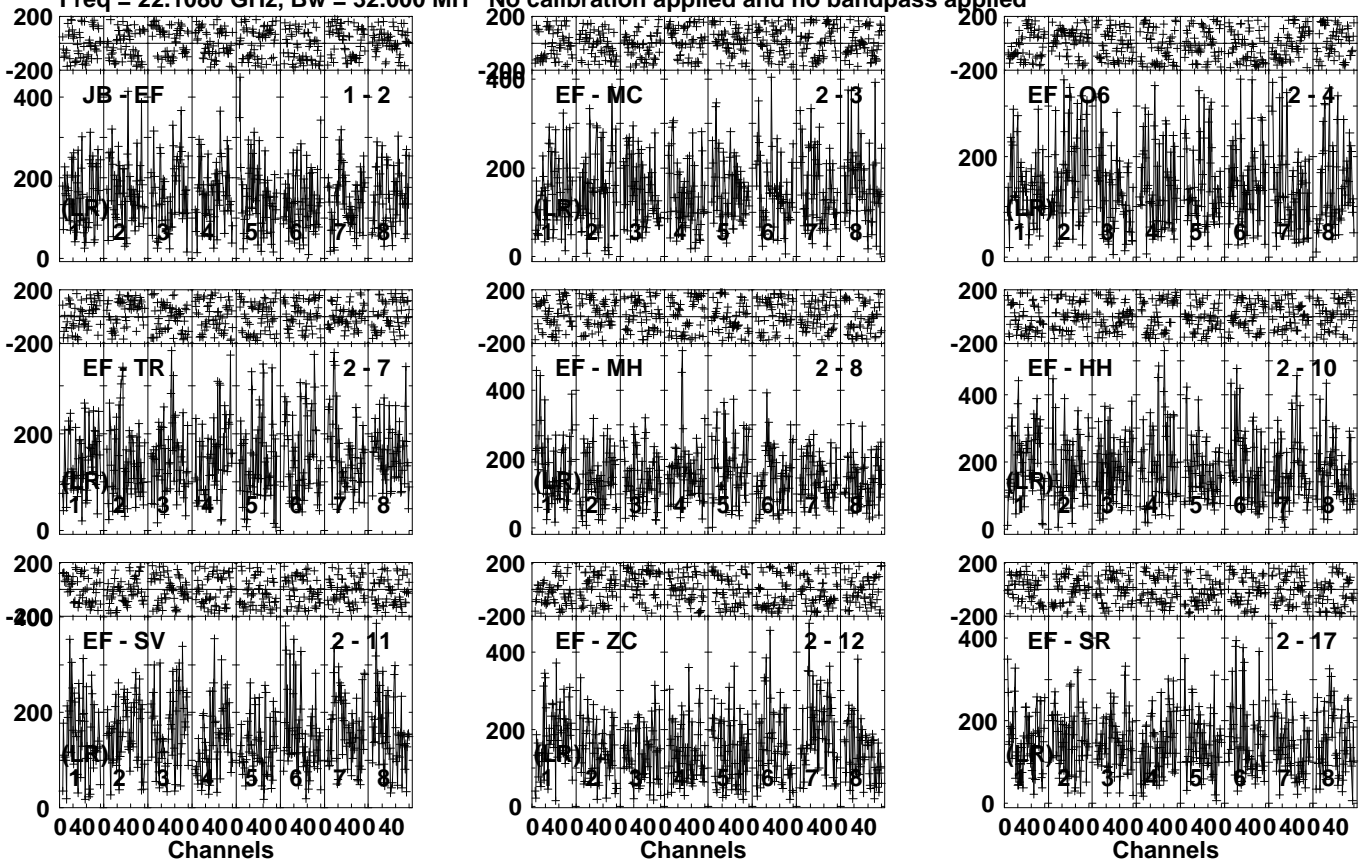


Plot file version 331 created 18-MAY-2021 12:30:06

NGC1068 EY036B.UVDATA.1

Freq = 22.1080 GHz, Bw = 32.000 MH

No calibration applied and no bandpass applied



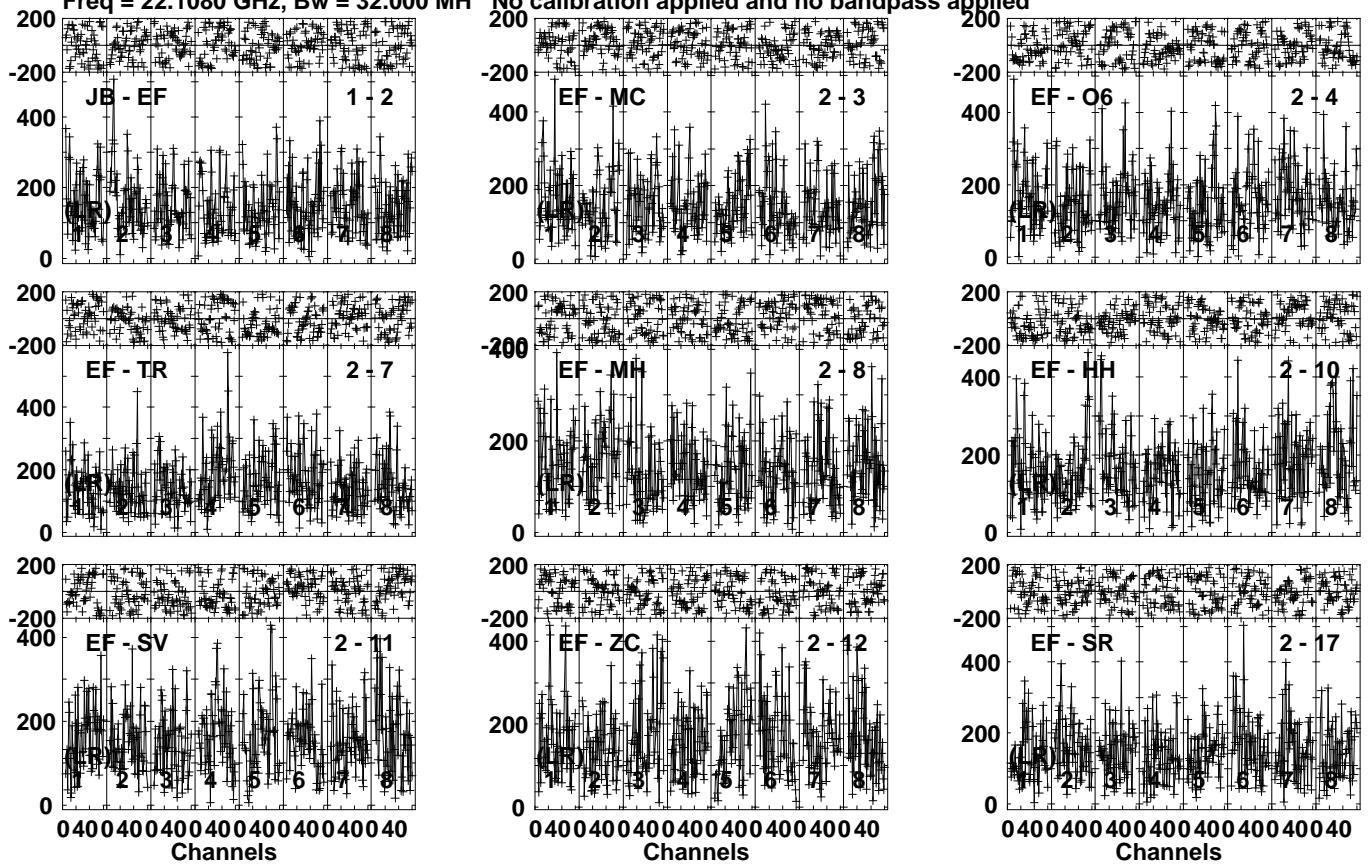
Lower frame: Micro Ampl Jy Top frame: Phas deg  
Vector averaged cross-power spectrum Several baselines displayed  
Timerange: 00/16:26:21 to 00/16:27:49

Plot file version 332 created 18-MAY-2021 12:30:06

J0243+0121 EY036B.UVDATA.1

Freq = 22.1080 GHz, Bw = 32.000 MH

No calibration applied and no bandpass applied



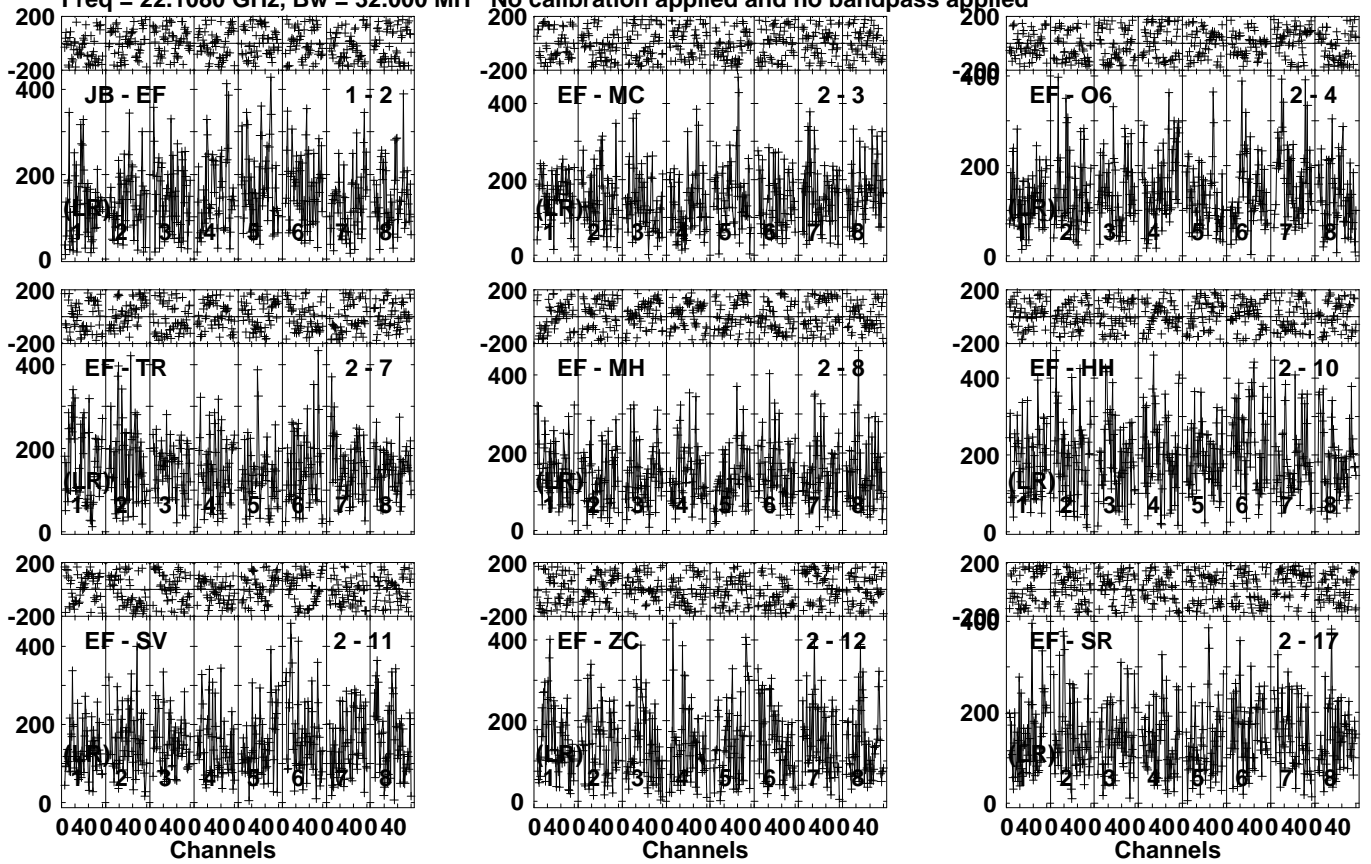
Lower frame: Micro Ampl Jy Top frame: Phas deg  
Vector averaged cross-power spectrum Several baselines displayed  
Timerange: 00/16:27:51 to 00/16:29:19

Plot file version 333 created 18-MAY-2021 12:30:07

NGC1068 EY036B.UVDATA.1

Freq = 22.1080 GHz, Bw = 32.000 MH

No calibration applied and no bandpass applied



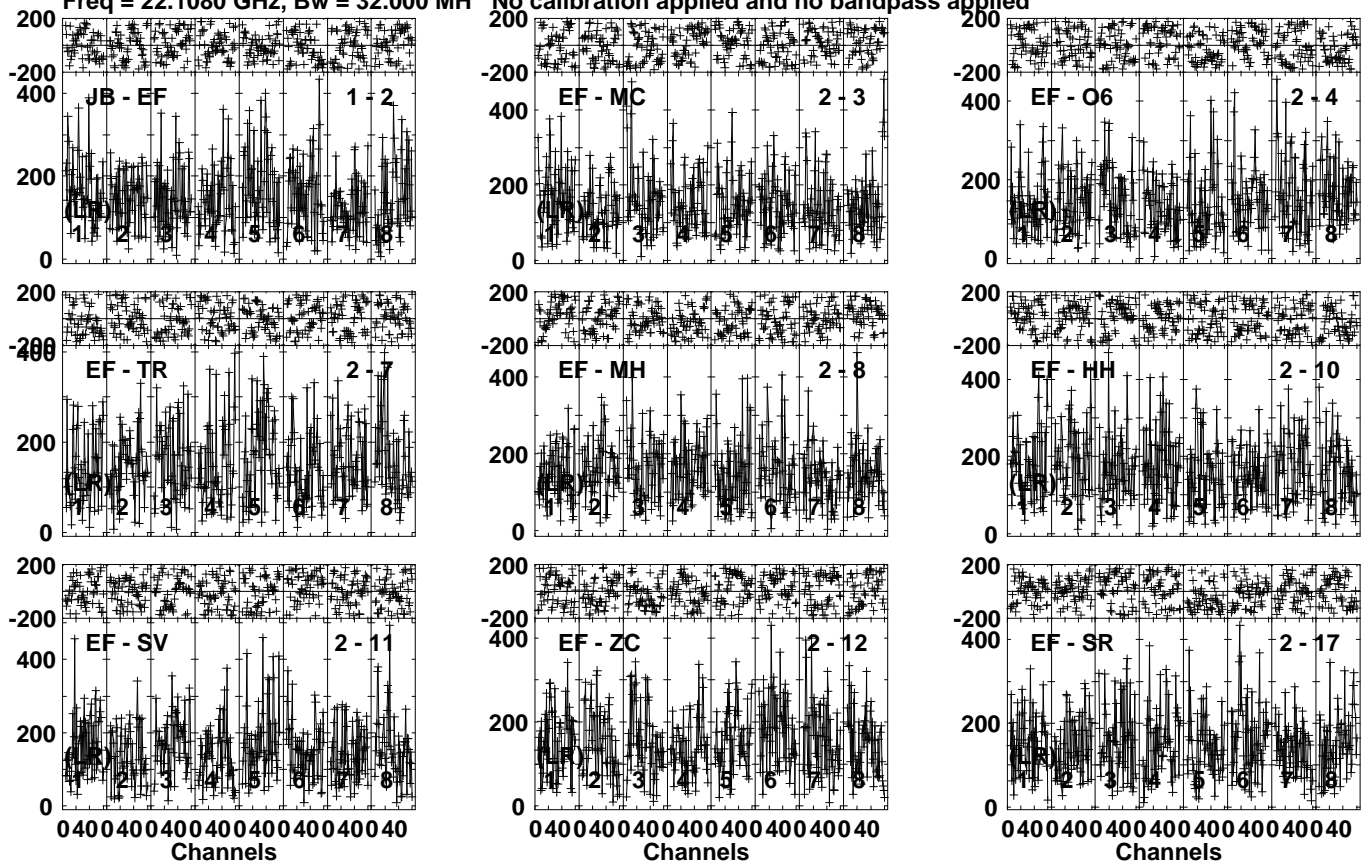
Lower frame: Micro Ampl Jy Top frame: Phas deg  
Vector averaged cross-power spectrum Several baselines displayed  
Timerange: 00/16:29:21 to 00/16:30:49

Plot file version 334 created 18-MAY-2021 12:30:07

J0243+0121 EY036B.UVDATA.1

Freq = 22.1080 GHz, Bw = 32.000 MH

No calibration applied and no bandpass applied



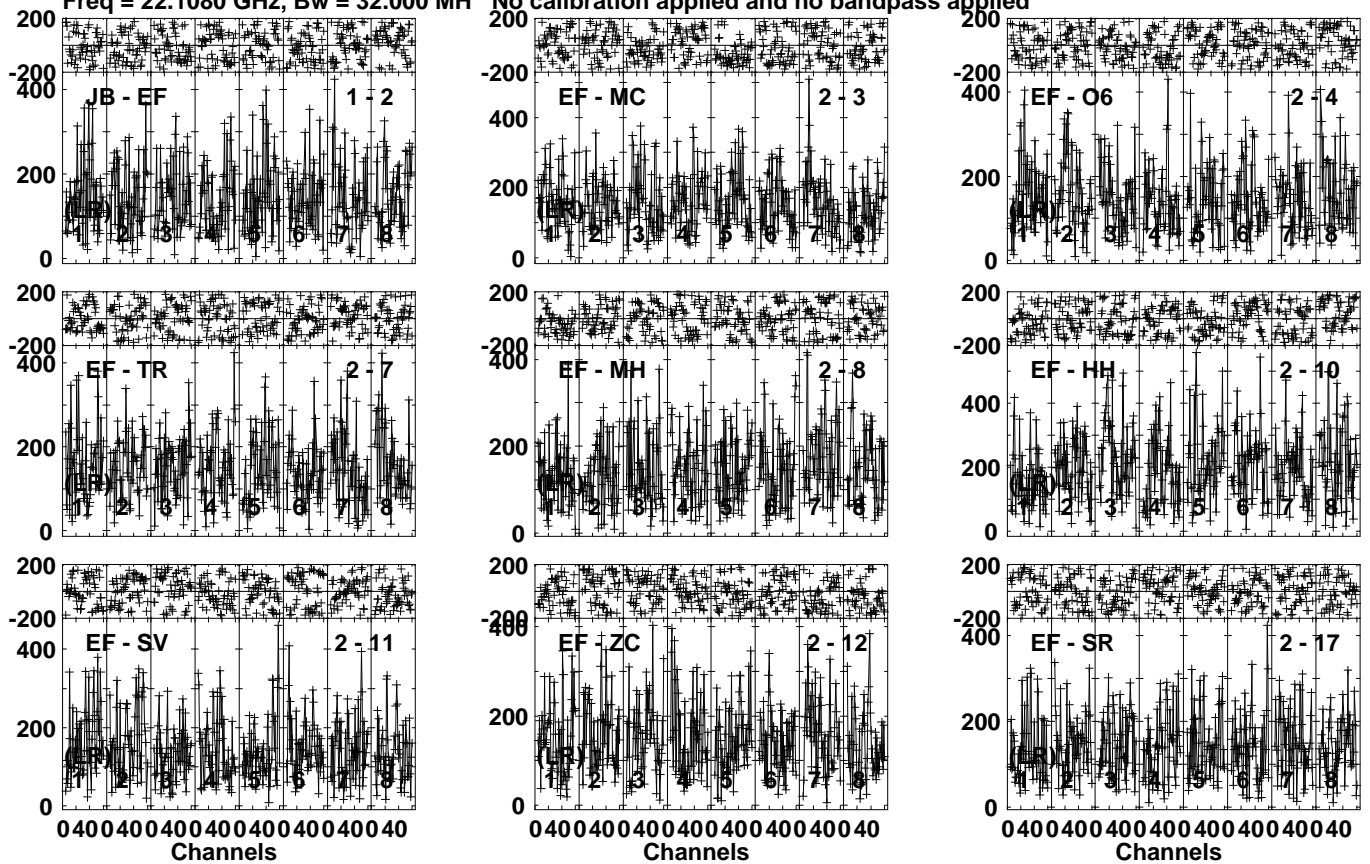
Lower frame: Micro Ampl Jy Top frame: Phas deg  
Vector averaged cross-power spectrum Several baselines displayed  
Timerange: 00/16:30:51 to 00/16:32:19

Plot file version 335 created 18-MAY-2021 12:30:07

NGC1068 EY036B.UVDATA.1

Freq = 22.1080 GHz, Bw = 32.000 MH

No calibration applied and no bandpass applied



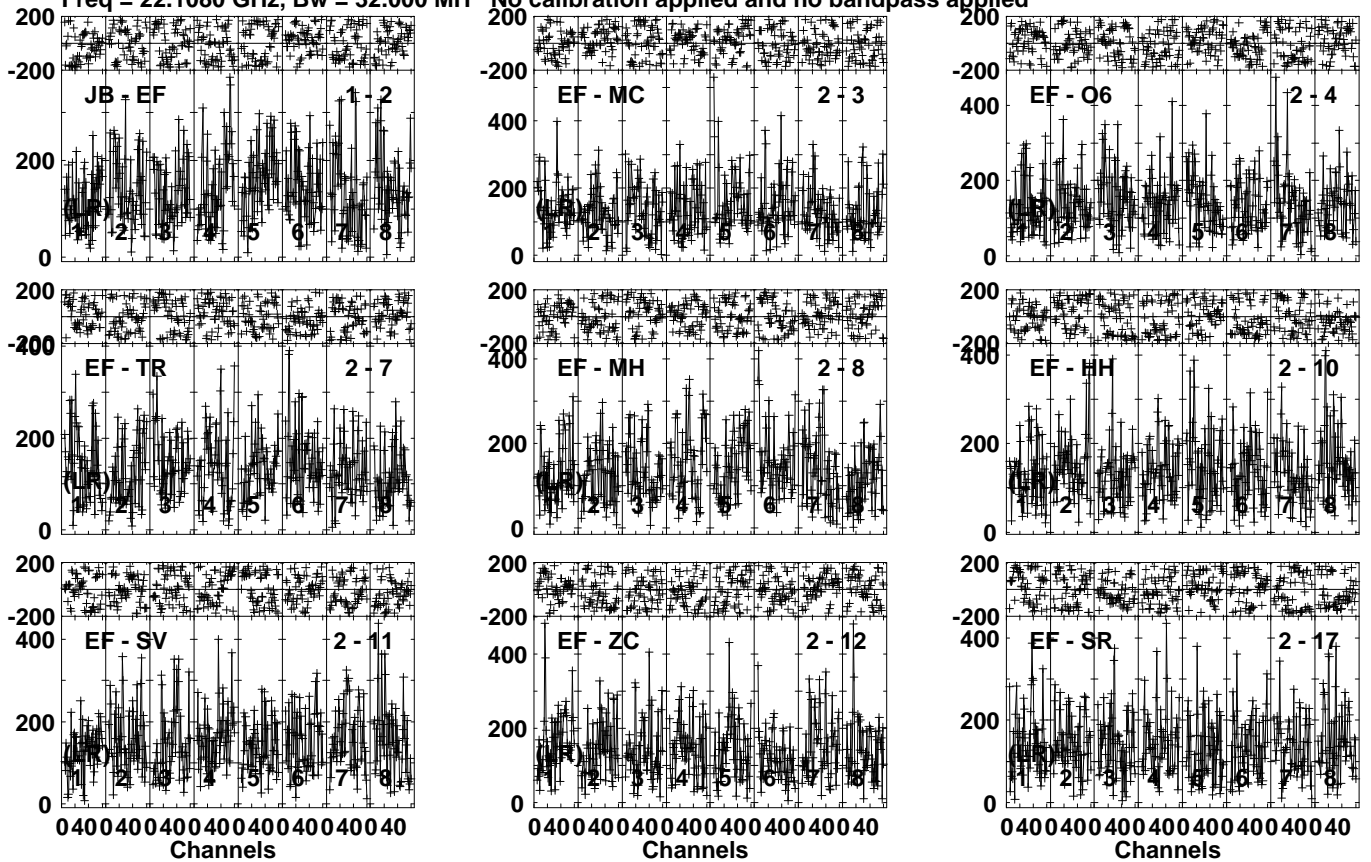
Lower frame: Micro Ampl Jy Top frame: Phas deg  
Vector averaged cross-power spectrum Several baselines displayed  
Timerange: 00/16:32:21 to 00/16:33:49

Plot file version 336 created 18-MAY-2021 12:30:07

J0243+0121 EY036B.UVDATA.1

Freq = 22.1080 GHz, Bw = 32.000 MH

No calibration applied and no bandpass applied



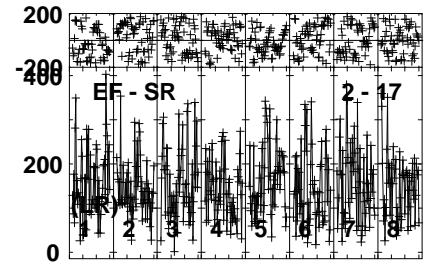
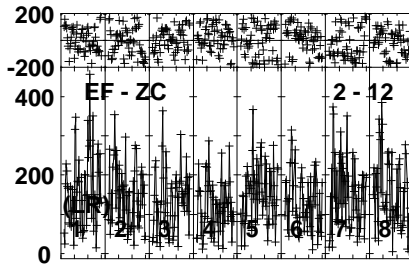
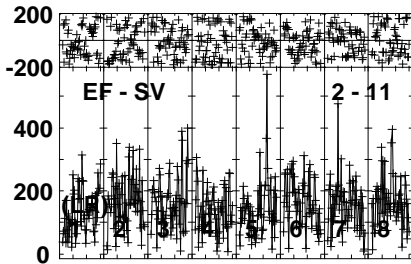
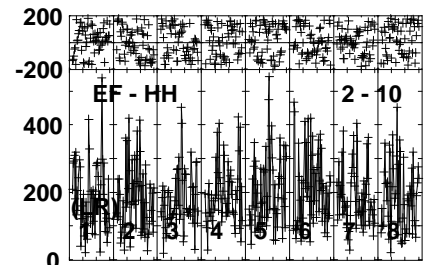
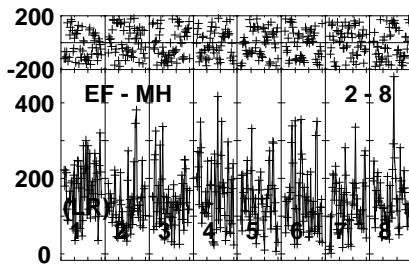
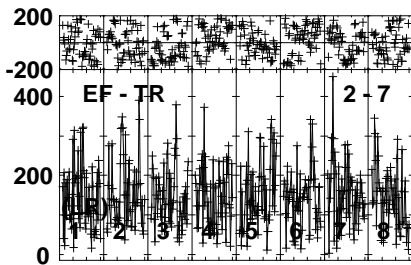
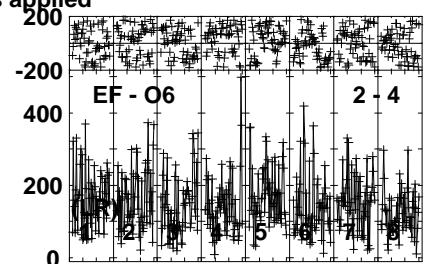
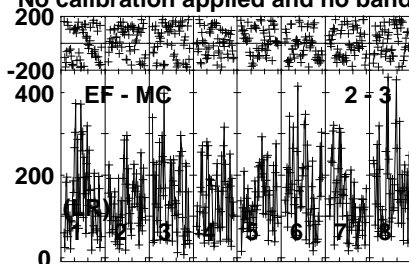
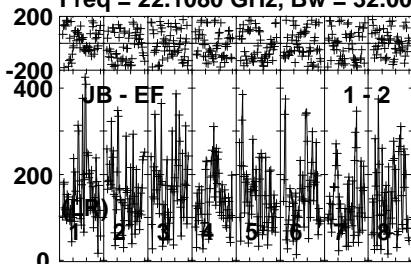
Lower frame: Micro Ampl Jy Top frame: Phas deg  
Vector averaged cross-power spectrum Several baselines displayed  
Timerange: 00/16:34:31 to 00/16:35:29

Plot file version 337 created 18-MAY-2021 12:30:08

NGC1068 EY036B.UVDATA.1

Freq = 22.1080 GHz, Bw = 32.000 MH

No calibration applied and no bandpass applied



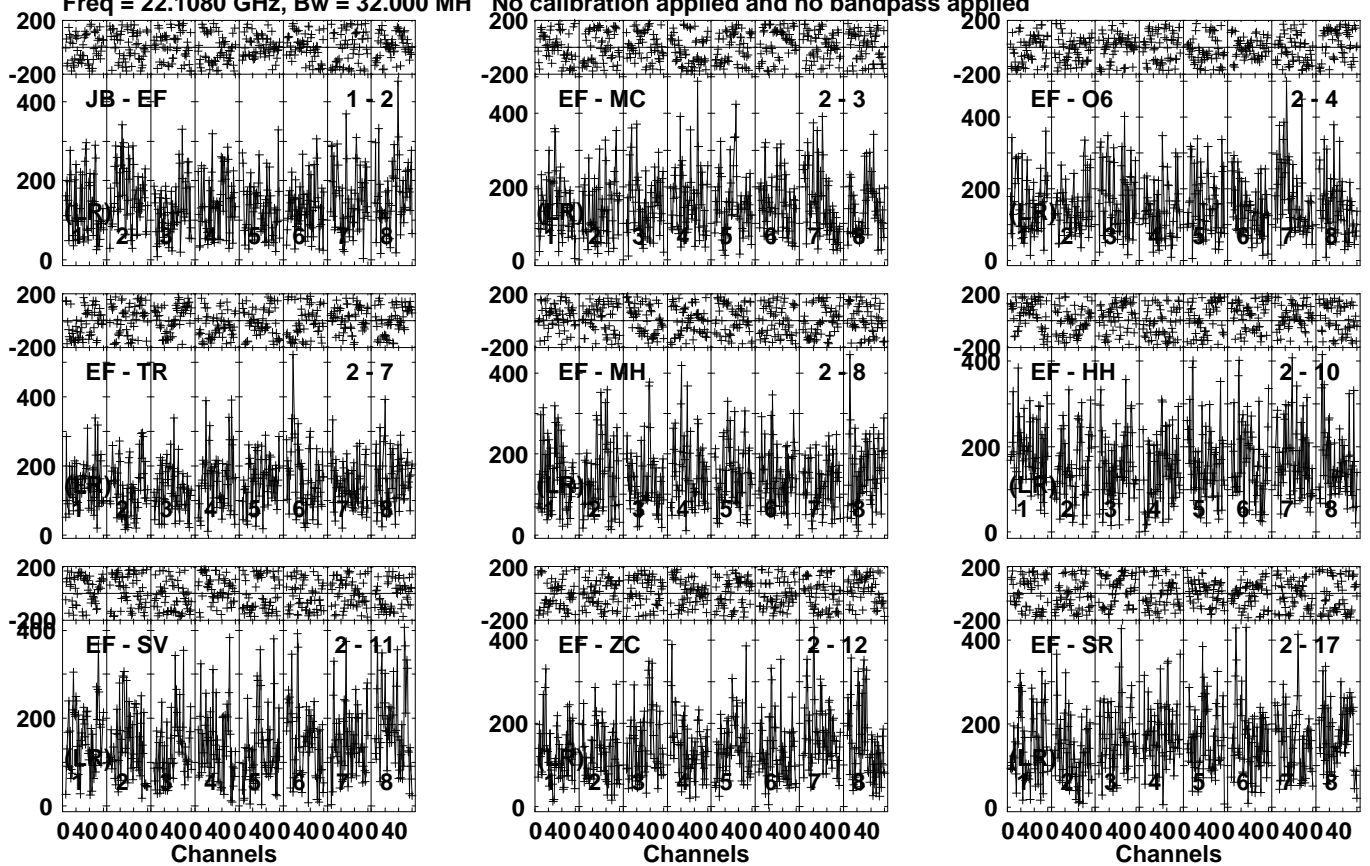
Lower frame: Micro Ampl Jy Top frame: Phas deg  
Vector averaged cross-power spectrum Several baselines displayed  
Timerange: 00/16:35:31 to 00/16:36:59

Plot file version 338 created 18-MAY-2021 12:30:08

J0243+0121 EY036B.UVDATA.1

Freq = 22.1080 GHz, Bw = 32.000 MH

No calibration applied and no bandpass applied



Lower frame: Micro Ampl Jy Top frame: Phas deg  
Vector averaged cross-power spectrum Several baselines displayed  
Timerange: 00/16:37:01 to 00/16:38:29

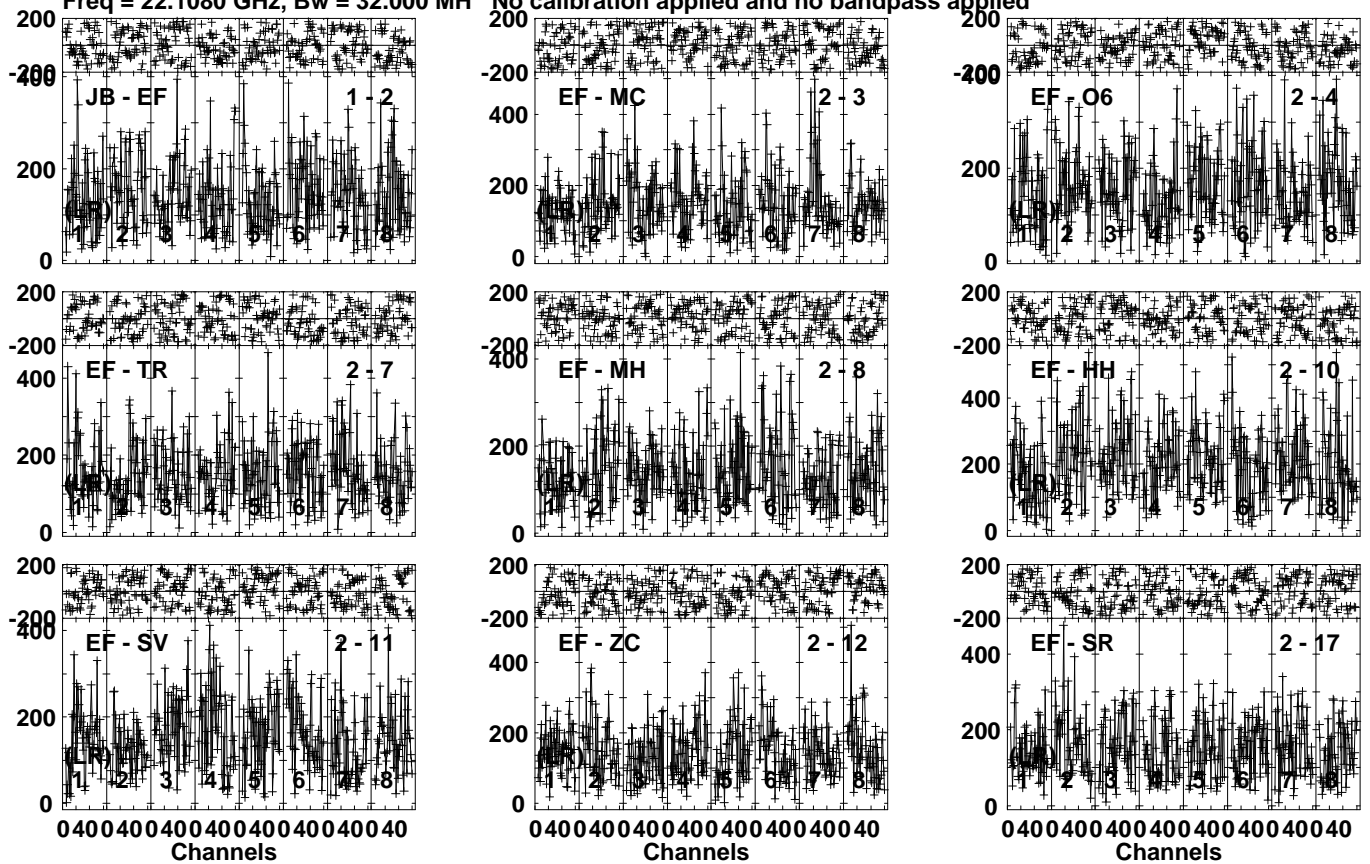


Plot file version 339 created 18-MAY-2021 12:30:08

NGC1068 EY036B.UVDATA.1

Freq = 22.1080 GHz, Bw = 32.000 MH

No calibration applied and no bandpass applied



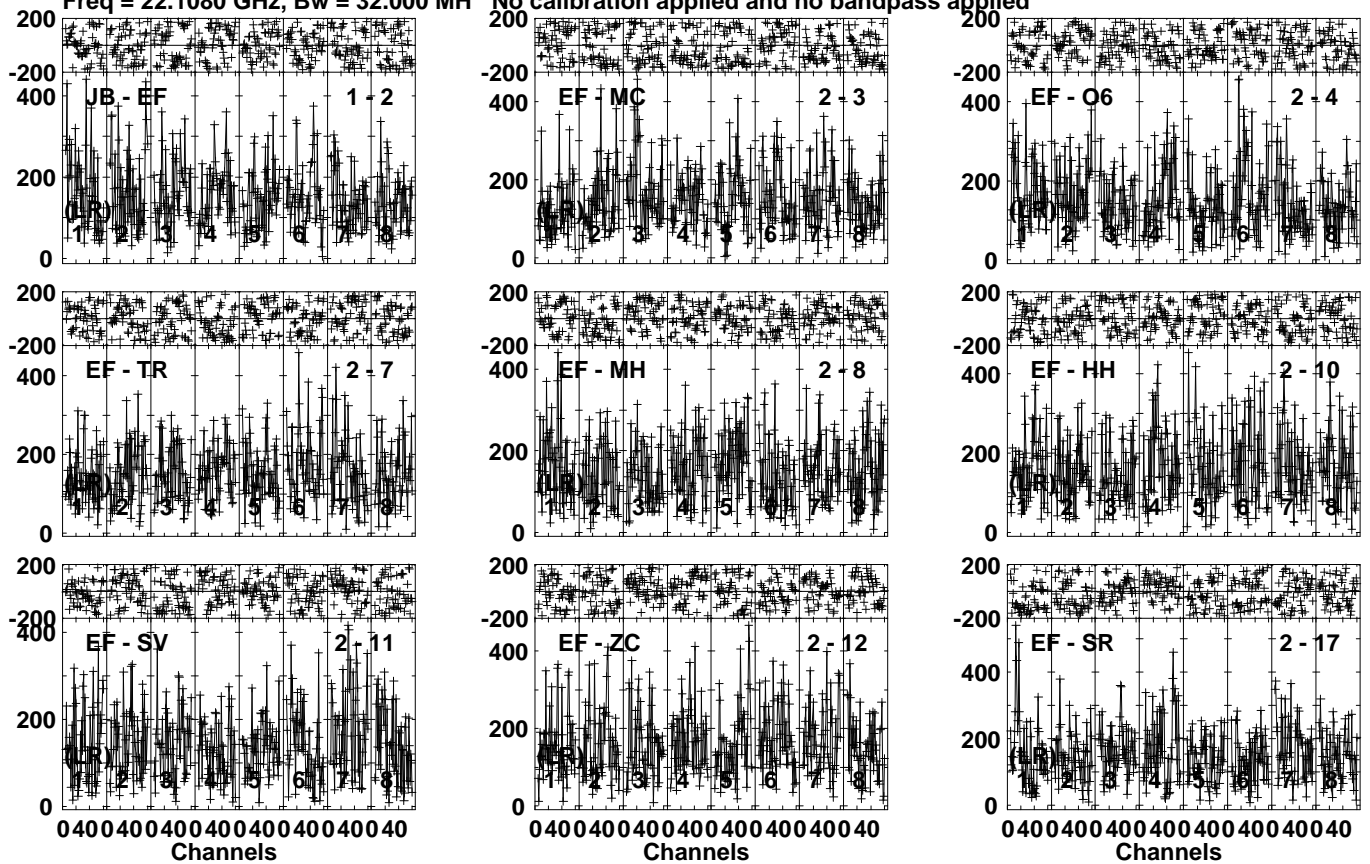
Lower frame: Micro Ampl Jy Top frame: Phas deg  
Vector averaged cross-power spectrum Several baselines displayed  
Timerange: 00/16:38:31 to 00/16:39:59

Plot file version 340 created 18-MAY-2021 12:30:08

J0243+0121 EY036B.UVDATA.1

Freq = 22.1080 GHz, Bw = 32.000 MH

No calibration applied and no bandpass applied



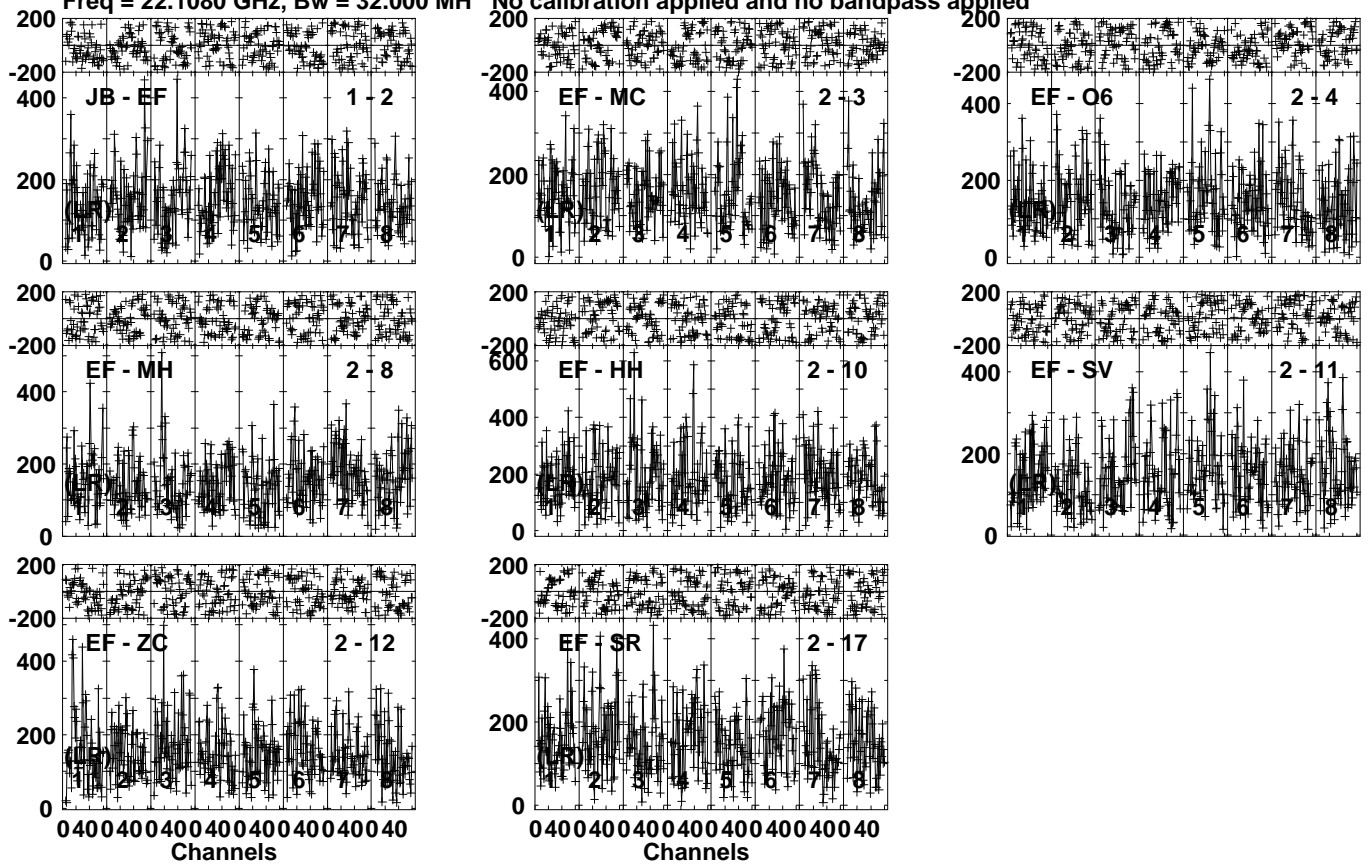
Lower frame: Micro Ampl Jy Top frame: Phas deg  
Vector averaged cross-power spectrum Several baselines displayed  
Timerange: 00/16:40:01 to 00/16:41:29

Plot file version 341 created 18-MAY-2021 12:30:09

NGC1068 EY036B.UVDATA.1

Freq = 22.1080 GHz, Bw = 32.000 MH

No calibration applied and no bandpass applied



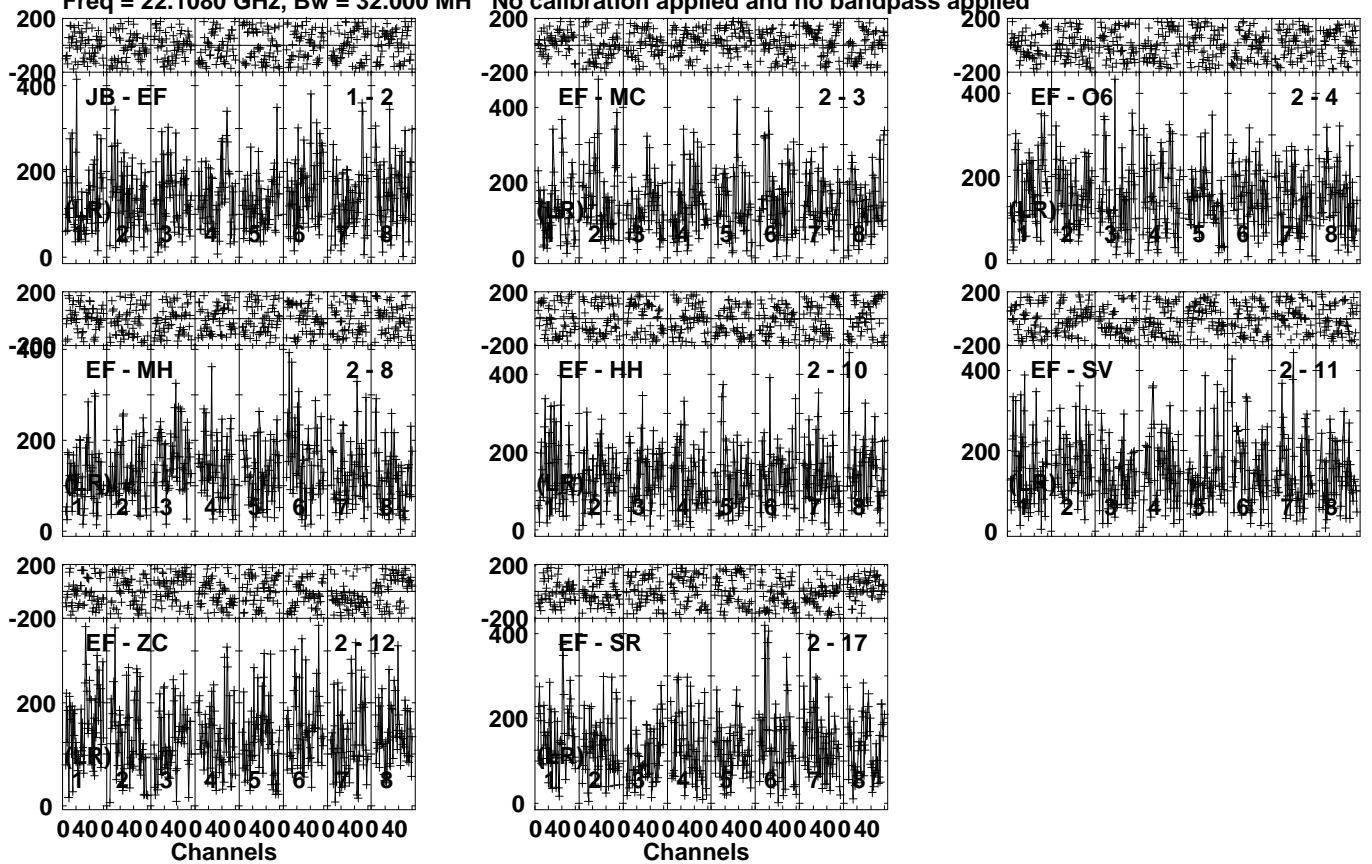
Lower frame: Micro Ampl Jy Top frame: Phas deg  
Vector averaged cross-power spectrum Several baselines displayed  
Timerange: 00/16:41:31 to 00/16:42:59

Plot file version 342 created 18-MAY-2021 12:30:09

J0243+0121 EY036B.UVDATA.1

Freq = 22.1080 GHz, Bw = 32.000 MH

No calibration applied and no bandpass applied



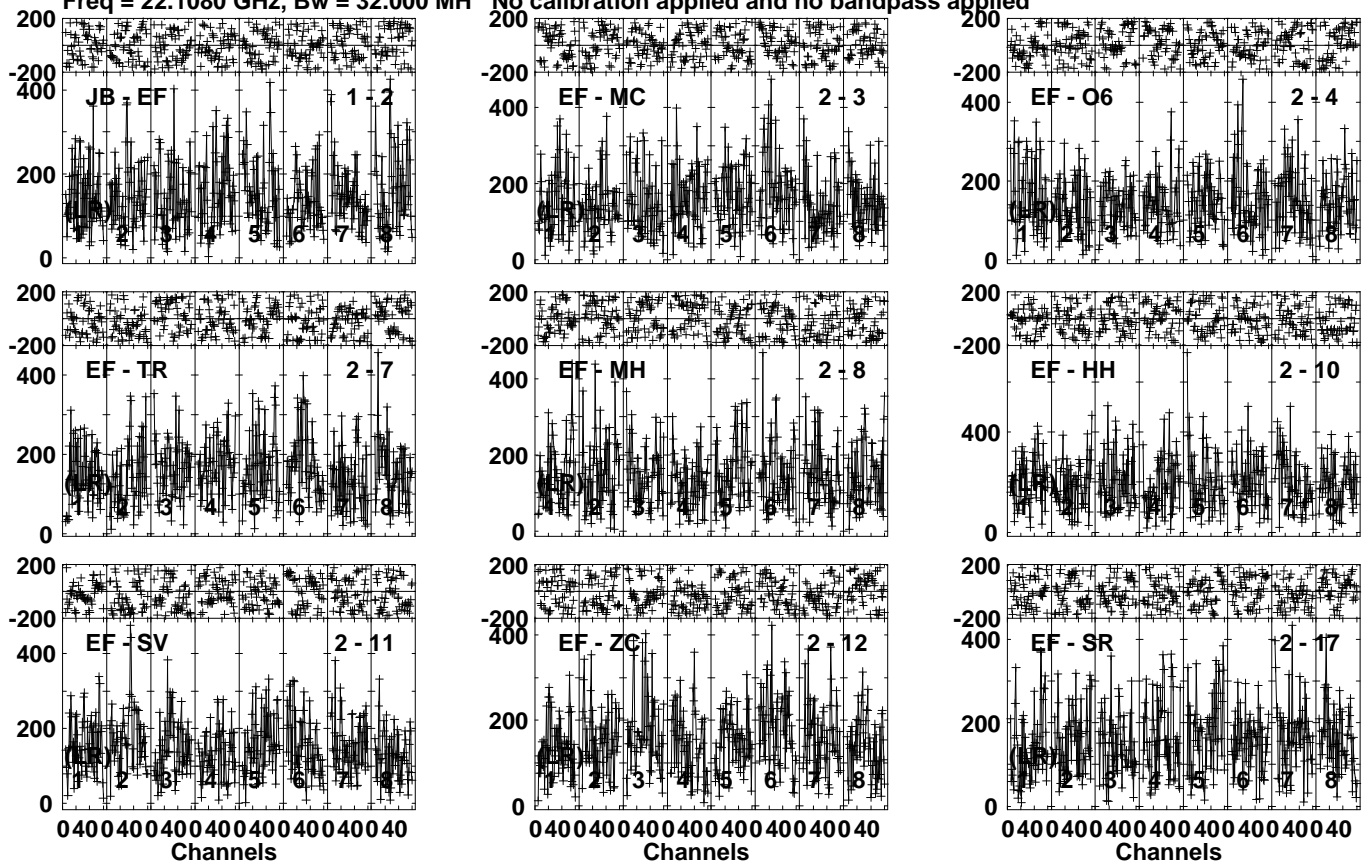
Lower frame: Micro Ampl Jy Top frame: Phas deg  
Vector averaged cross-power spectrum Several baselines displayed  
Timerange: 00/16:43:41 to 00/16:44:39

Plot file version 343 created 18-MAY-2021 12:30:09

NGC1068 EY036B.UVDATA.1

Freq = 22.1080 GHz, Bw = 32.000 MH

No calibration applied and no bandpass applied



Lower frame: Micro Ampl Jy Top frame: Phas deg  
Vector averaged cross-power spectrum Several baselines displayed  
Timerange: 00/16:44:41 to 00/16:46:09



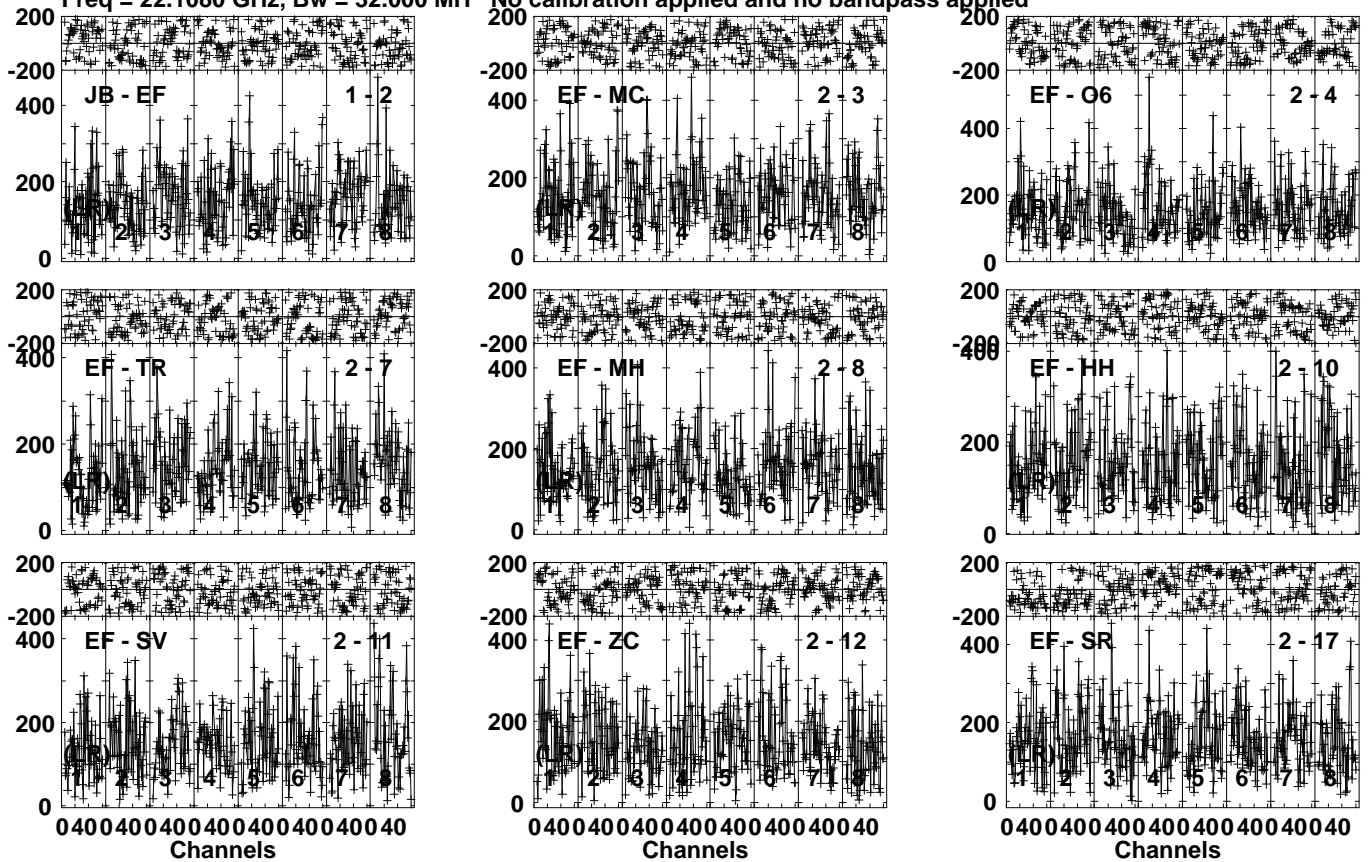


Plot file version 346 created 18-MAY-2021 12:30:10

J0243+0121 EY036B.UVDATA.1

Freq = 22.1080 GHz, Bw = 32.000 MH

No calibration applied and no bandpass applied



Lower frame: Micro Ampl Jy Top frame: Phas deg  
Vector averaged cross-power spectrum Several baselines displayed  
Timerange: 00/16:49:11 to 00/16:50:39

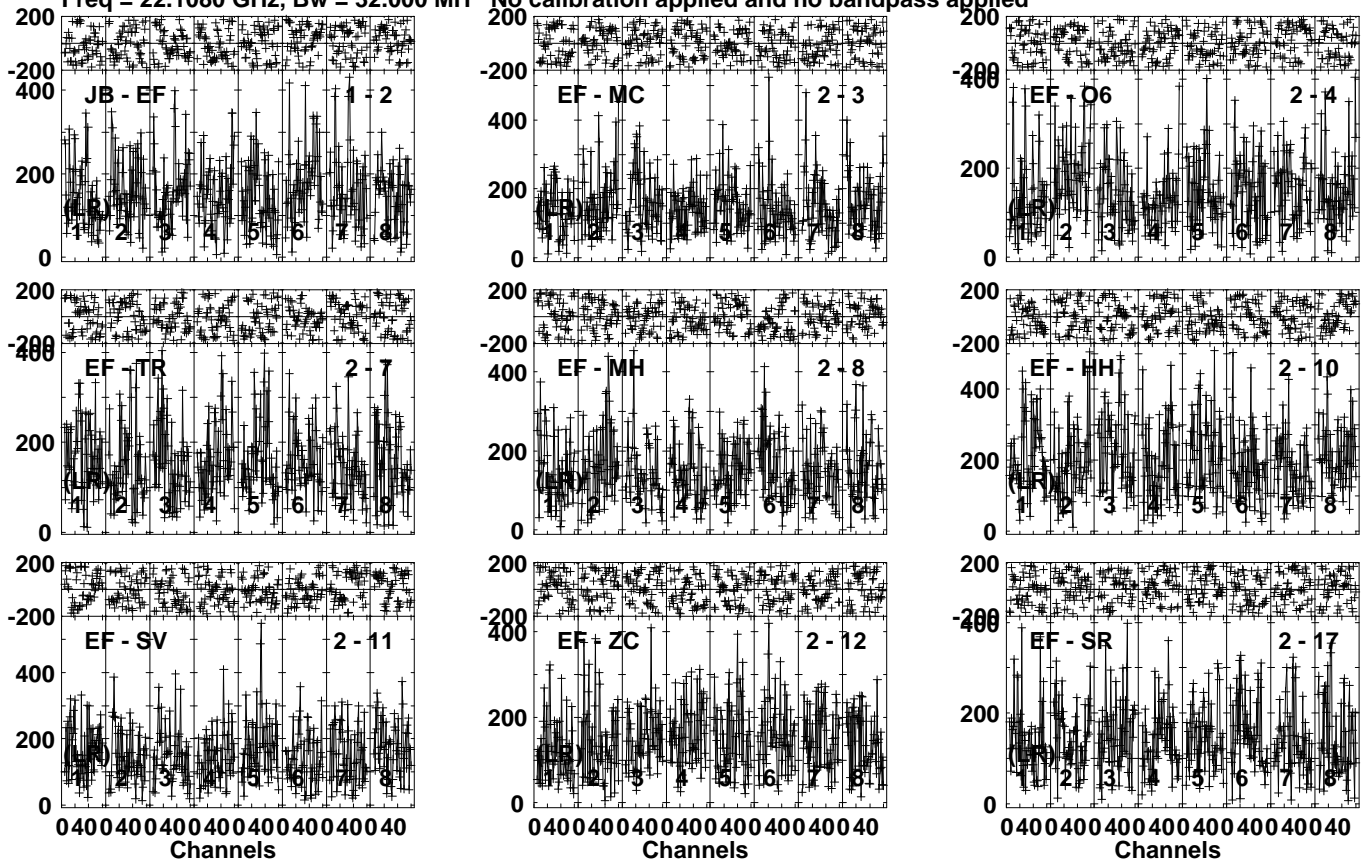


Plot file version 347 created 18-MAY-2021 12:30:10

NGC1068 EY036B.UVDATA.1

Freq = 22.1080 GHz, Bw = 32.000 MH

No calibration applied and no bandpass applied



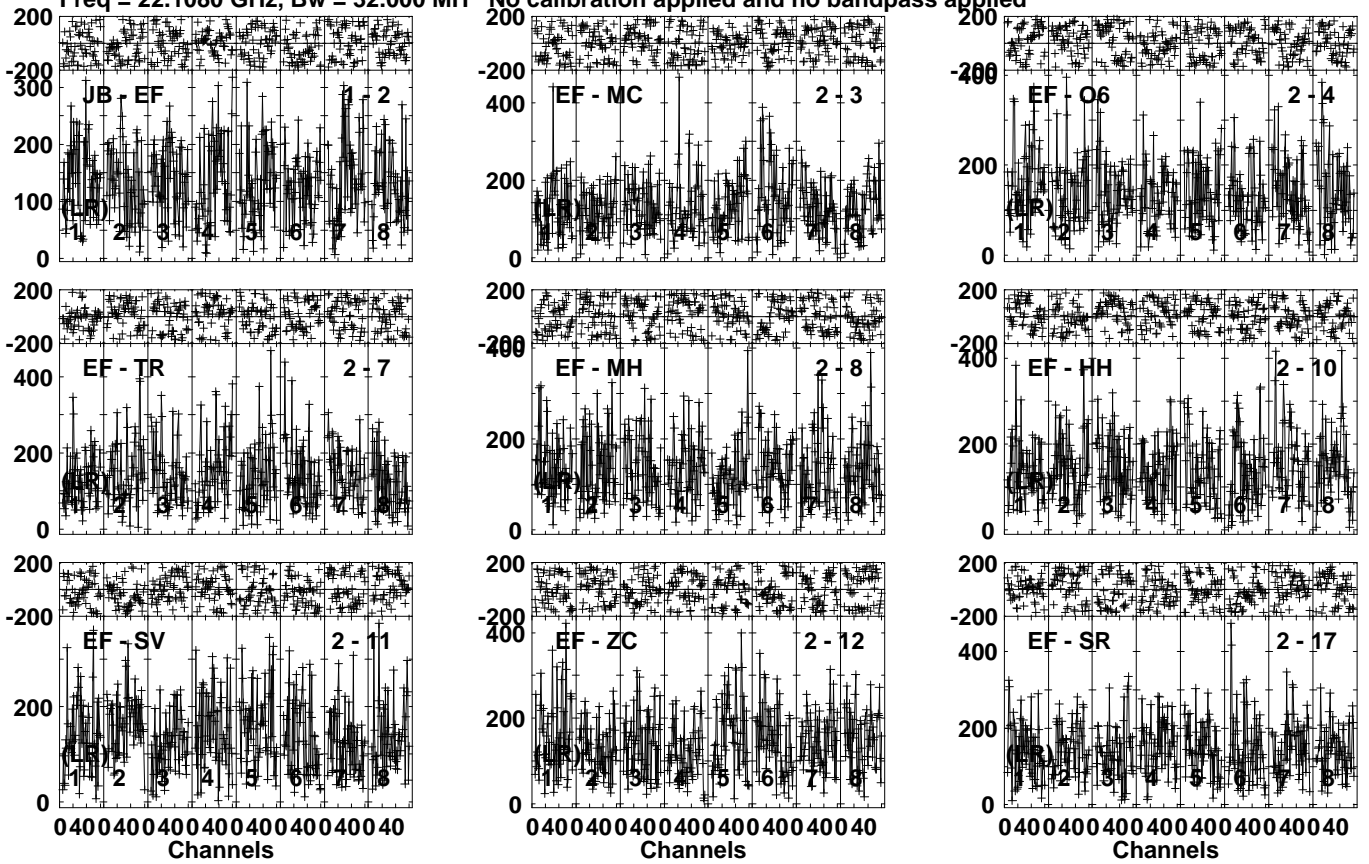
Lower frame: Micro Ampl Jy Top frame: Phas deg  
Vector averaged cross-power spectrum Several baselines displayed  
Timerange: 00/16:50:41 to 00/16:52:09

Plot file version 348 created 18-MAY-2021 12:30:10

J0243+0121 EY036B.UVDATA.1

Freq = 22.1080 GHz, Bw = 32.000 MH

No calibration applied and no bandpass applied



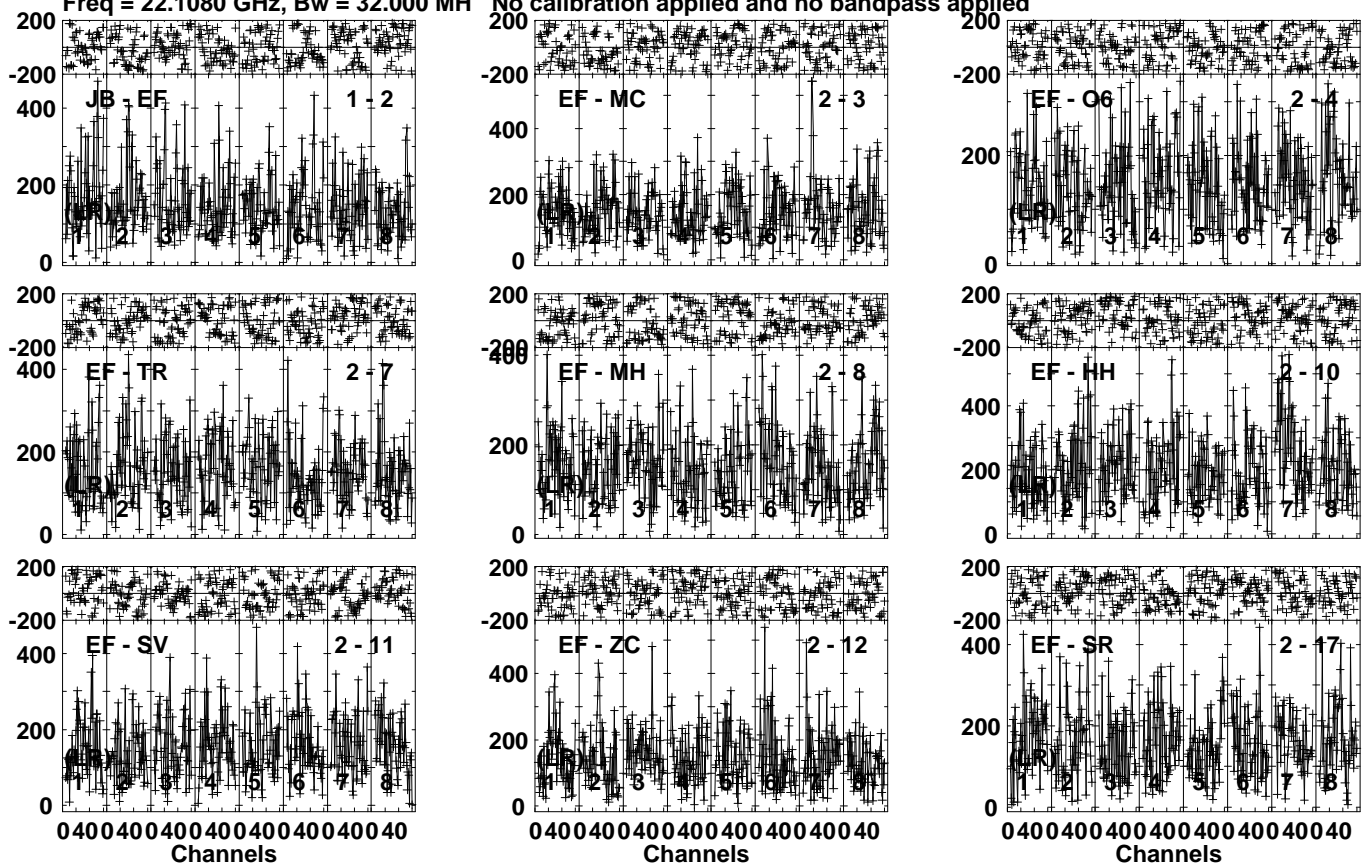
Lower frame: Micro Ampl Jy Top frame: Phas deg  
Vector averaged cross-power spectrum Several baselines displayed  
Timerange: 00/16:52:51 to 00/16:53:49

Plot file version 349 created 18-MAY-2021 12:30:11

NGC1068 EY036B.UVDATA.1

Freq = 22.1080 GHz, Bw = 32.000 MH

No calibration applied and no bandpass applied



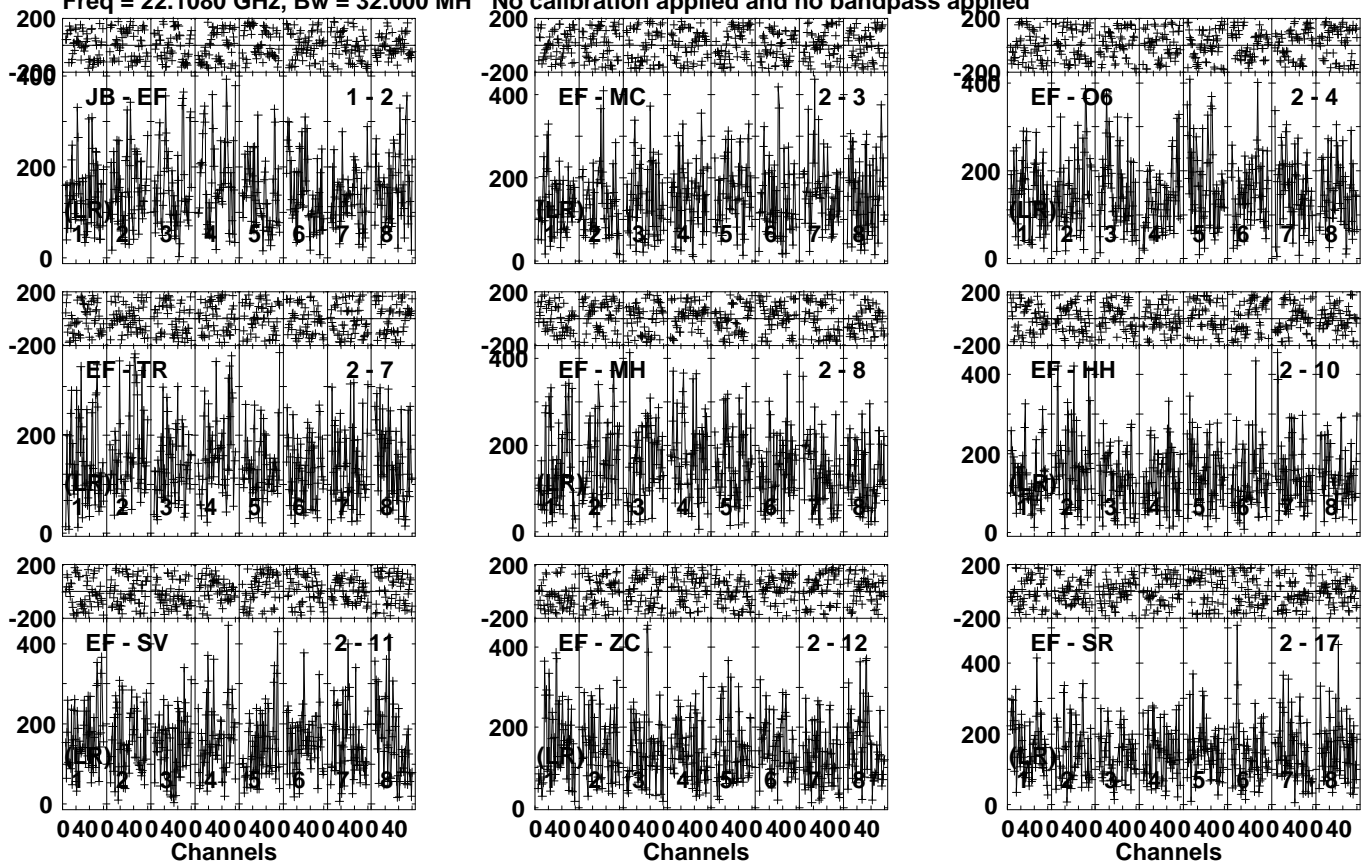
Lower frame: Micro Ampl Jy Top frame: Phas deg  
Vector averaged cross-power spectrum Several baselines displayed  
Timerange: 00/16:53:51 to 00/16:55:19

Plot file version 350 created 18-MAY-2021 12:30:11

J0243+0121 EY036B.UVDATA.1

Freq = 22.1080 GHz, Bw = 32.000 MH

No calibration applied and no bandpass applied



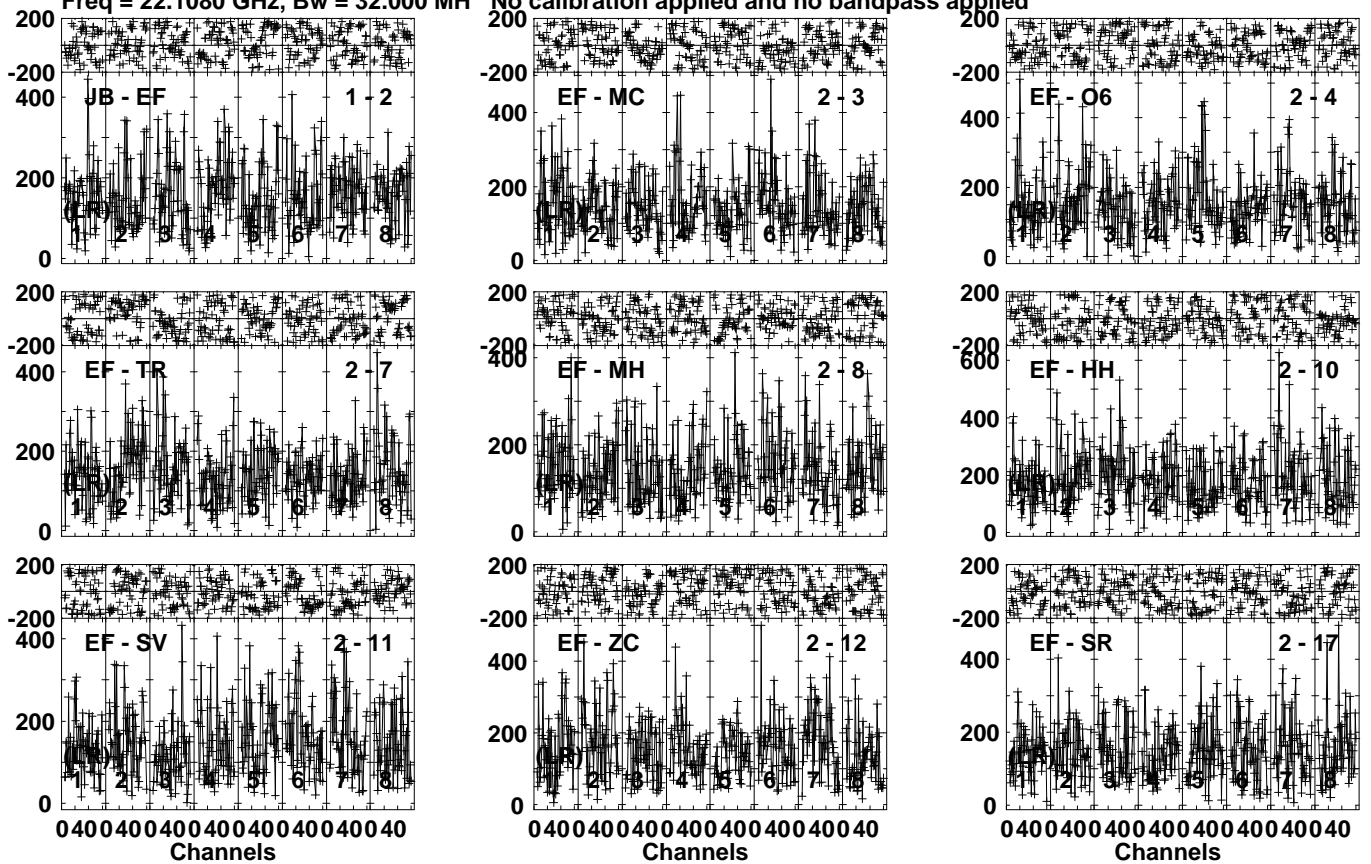
Lower frame: Micro Ampl Jy Top frame: Phas deg  
Vector averaged cross-power spectrum Several baselines displayed  
Timerange: 00/16:55:21 to 00/16:56:49

Plot file version 351 created 18-MAY-2021 12:30:11

NGC1068 EY036B.UVDATA.1

Freq = 22.1080 GHz, Bw = 32.000 MH

No calibration applied and no bandpass applied



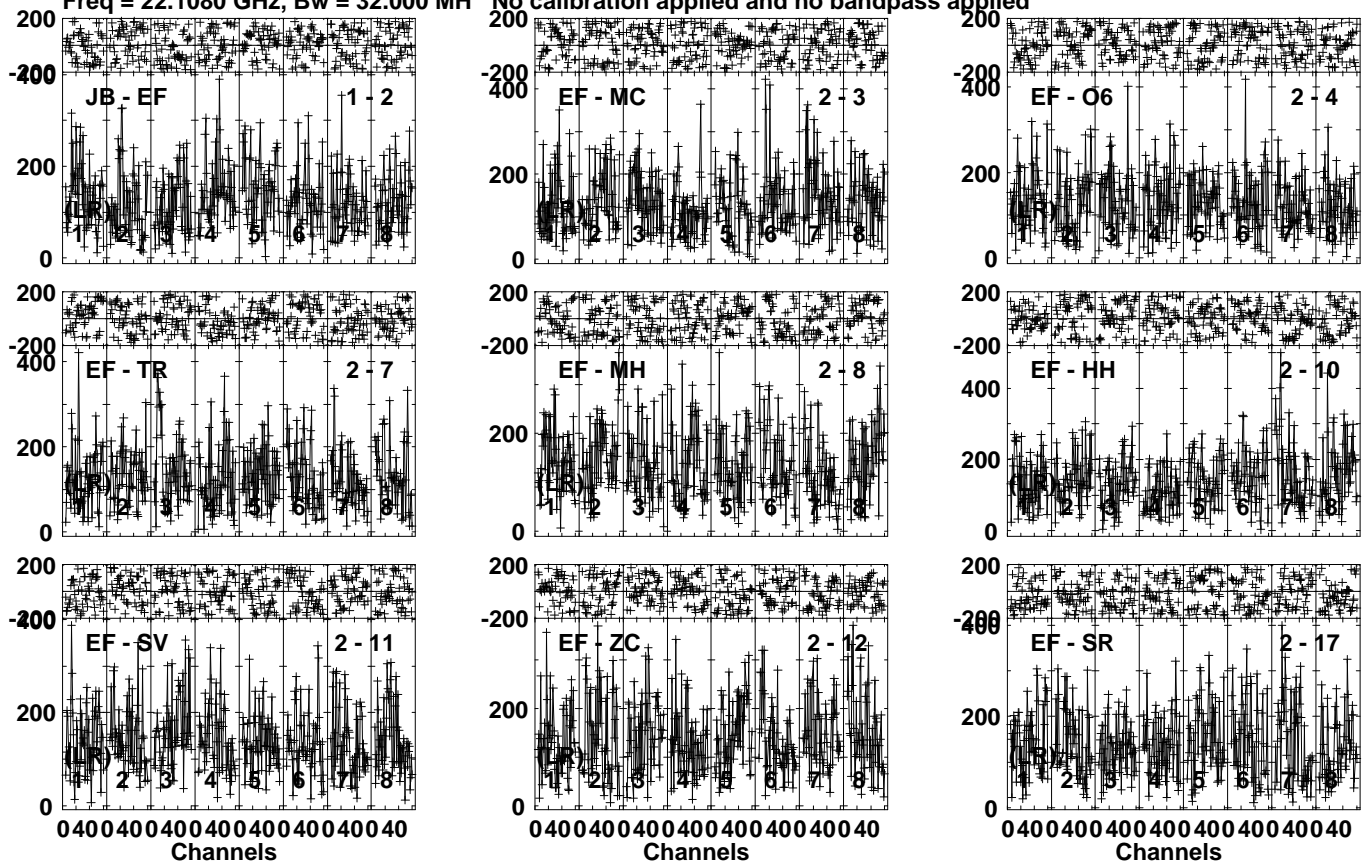
Lower frame: Micro Ampl Jy Top frame: Phas deg  
Vector averaged cross-power spectrum Several baselines displayed  
Timerange: 00/16:56:51 to 00/16:58:19

Plot file version 352 created 18-MAY-2021 12:30:11

J0243+0121 EY036B.UVDATA.1

Freq = 22.1080 GHz, Bw = 32.000 MH

No calibration applied and no bandpass applied



Lower frame: Micro Ampl Jy Top frame: Phas deg  
Vector averaged cross-power spectrum Several baselines displayed  
Timerange: 00/16:59:01 to 00/16:59:59