




Plot file version 1 created 25-JAN-2022 15:55:44
Amplitude andPhase vs Time for EY039.UVDATA.1 Vect aver. CL # 4
IF 1 CHAN 1 - 64 STK LL




Plot file version 2 created 25-JAN-2022 15:55:44
Amplitude andPhase vs Time for EY039.UVDATA.1 Vect aver. CL # 4
IF 1 CHAN 1 - 64 STK LL




Plot file version 3 created 25-JAN-2022 15:56:01
Amplitude andPhase vs Time for EY039.UVDATA.1 Vect aver. CL # 4
IF 2 CHAN 1 - 64 STK LL




Plot file version 4 created 25-JAN-2022 15:56:01
Amplitude andPhase vs Time for EY039.UVDATA.1 Vect aver. CL # 4
IF 2 CHAN 1 - 64 STK LL




Plot file version 5 created 25-JAN-2022 15:56:20
Amplitude andPhase vs Time for EY039.UVDATA.1 Vect aver. CL # 4
IF 3 CHAN 1 - 64 STK LL




Plot file version 6 created 25-JAN-2022 15:56:20
Amplitude andPhase vs Time for EY039.UVDATA.1 Vect aver. CL # 4
IF 3 CHAN 1 - 64 STK LL




Plot file version 7 created 25-JAN-2022 15:56:39
Amplitude andPhase vs Time for EY039.UVDATA.1 Vect aver. CL # 4
IF 4 CHAN 1 - 64 STK LL




Plot file version 8 created 25-JAN-2022 15:56:39
Amplitude and Phase vs Time for EY039.UVDATA.1 Vect aver. CL # 4
IF 4 CHAN 1 - 64 STK LL



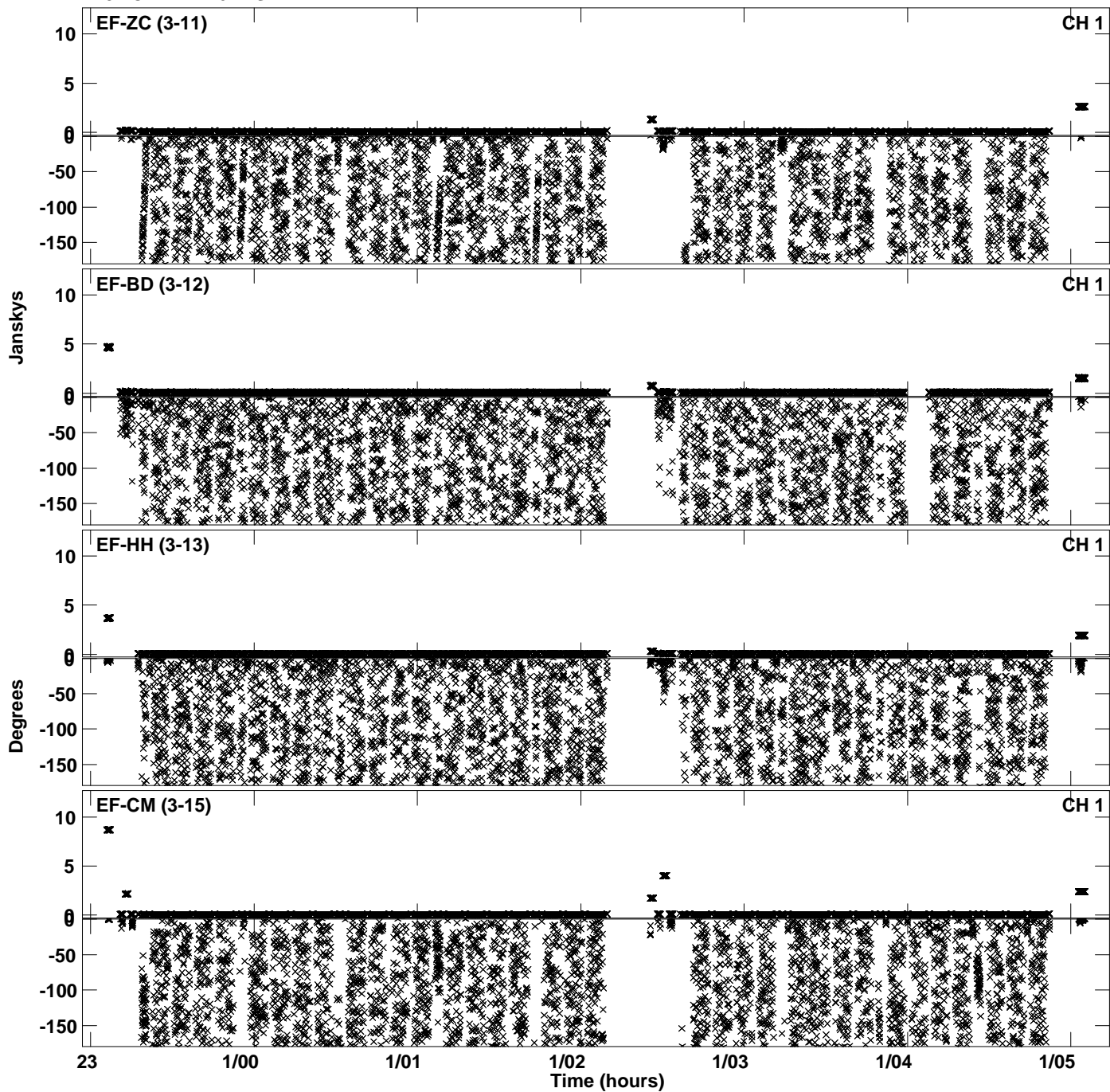
Plot file version 9 created 25-JAN-2022 15:57:07
Amplitude andPhase vs Time for EY039.UVDATA.1 Vect aver. CL # 4
IF 5 CHAN 1 - 64 STK LL




PLot file version 10 created 25-JAN-2022 15:57:07
Amplitude andPhase vs Time for EY039.UVDATA.1 Vect aver. CL # 4
IF 5 CHAN 1 - 64 STK LL




Plot file version 11 created 25-JAN-2022 15:57:07
Amplitude andPhase vs Time for EY039.UVDATA.1 Vect aver. CL # 4
IF 5 CHAN 1 - 64 STK LL




Plot file version 12 created 25-JAN-2022 15:57:07
Amplitude andPhase vs Time for EY039.UVDATA.1 Vect aver. CL # 4
IF 5 CHAN 1 - 64 STK LL




PLot file version 13 created 25-JAN-2022 15:57:37
Amplitude andPhase vs Time for EY039.UVDATA.1 Vect aver. CL # 4
IF 6 CHAN 1 - 64 STK LL




PLot file version 14 created 25-JAN-2022 15:57:37
Amplitude andPhase vs Time for EY039.UVDATA.1 Vect aver. CL # 4
IF 6 CHAN 1 - 64 STK LL




PLot file version 15 created 25-JAN-2022 15:57:37
Amplitude andPhase vs Time for EY039.UVDATA.1 Vect aver. CL # 4
IF 6 CHAN 1 - 64 STK LL




Plot file version 16 created 25-JAN-2022 15:57:37
Amplitude andPhase vs Time for EY039.UVDATA.1 Vect aver. CL # 4
IF 6 CHAN 1 - 64 STK LL




PLot file version 17 created 25-JAN-2022 15:57:58
Amplitude andPhase vs Time for EY039.UVDATA.1 Vect aver. CL # 4
IF 7 CHAN 1 - 64 STK LL




PLot file version 18 created 25-JAN-2022 15:57:58
Amplitude andPhase vs Time for EY039.UVDATA.1 Vect aver. CL # 4
IF 7 CHAN 1 - 64 STK LL




PLot file version 19 created 25-JAN-2022 15:57:58
Amplitude andPhase vs Time for EY039.UVDATA.1 Vect aver. CL # 4
IF 7 CHAN 1 - 64 STK LL




PLot file version 20 created 25-JAN-2022 15:58:18
Amplitude andPhase vs Time for EY039.UVDATA.1 Vect aver. CL # 4
IF 8 CHAN 1 - 64 STK LL




PLot file version 21 created 25-JAN-2022 15:58:19
Amplitude andPhase vs Time for EY039.UVDATA.1 Vect aver. CL # 4
IF 8 CHAN 1 - 64 STK LL




Plot file version 22 created 25-JAN-2022 15:58:19
Amplitude andPhase vs Time for EY039.UVDATA.1 Vect aver. CL # 4
IF 8 CHAN 1 - 64 STK LL




Plot file version 23 created 25-JAN-2022 15:58:35
Amplitude andPhase vs Time for EY039.UVDATA.1 Vect aver. CL # 4
IF 1 CHAN 1 - 64 STK RR




Plot file version 24 created 25-JAN-2022 15:58:35
Amplitude andPhase vs Time for EY039.UVDATA.1 Vect aver. CL # 4
IF 1 CHAN 1 - 64 STK RR




PLot file version 25 created 25-JAN-2022 15:58:51
Amplitude andPhase vs Time for EY039.UVDATA.1 Vect aver. CL # 4
IF 2 CHAN 1 - 64 STK RR




PLot file version 26 created 25-JAN-2022 15:58:51
Amplitude andPhase vs Time for EY039.UVDATA.1 Vect aver. CL # 4
IF 2 CHAN 1 - 64 STK RR




Plot file version 27 created 25-JAN-2022 15:59:07
Amplitude andPhase vs Time for EY039.UVDATA.1 Vect aver. CL # 4
IF 3 CHAN 1 - 64 STK RR




Plot file version 28 created 25-JAN-2022 15:59:07
Amplitude andPhase vs Time for EY039.UVDATA.1 Vect aver. CL # 4
IF 3 CHAN 1 - 64 STK RR




Plot file version 29 created 25-JAN-2022 15:59:23
Amplitude andPhase vs Time for EY039.UVDATA.1 Vect aver. CL # 4
IF 4 CHAN 1 - 64 STK RR




PLot file version 30 created 25-JAN-2022 15:59:23
Amplitude andPhase vs Time for EY039.UVDATA.1 Vect aver. CL # 4
IF 4 CHAN 1 - 64 STK RR




PLot file version 31 created 25-JAN-2022 15:59:47
Amplitude andPhase vs Time for EY039.UVDATA.1 Vect aver. CL # 4
IF 5 CHAN 1 - 64 STK RR




Plot file version 32 created 25-JAN-2022 15:59:47
Amplitude andPhase vs Time for EY039.UVDATA.1 Vect aver. CL # 4
IF 5 CHAN 1 - 64 STK RR




PLot file version 33 created 25-JAN-2022 15:59:47
Amplitude andPhase vs Time for EY039.UVDATA.1 Vect aver. CL # 4
IF 5 CHAN 1 - 64 STK RR




Plot file version 34 created 25-JAN-2022 15:59:47
Amplitude andPhase vs Time for EY039.UVDATA.1 Vect aver. CL # 4
IF 5 CHAN 1 - 64 STK RR




Plot file version 35 created 25-JAN-2022 16:00:11
Amplitude andPhase vs Time for EY039.UVDATA.1 Vect aver. CL # 4
IF 6 CHAN 1 - 64 STK RR




PLot file version 36 created 25-JAN-2022 16:00:11
Amplitude andPhase vs Time for EY039.UVDATA.1 Vect aver. CL # 4
IF 6 CHAN 1 - 64 STK RR




PLot file version 37 created 25-JAN-2022 16:00:11
Amplitude andPhase vs Time for EY039.UVDATA.1 Vect aver. CL # 4
IF 6 CHAN 1 - 64 STK RR




Plot file version 38 created 25-JAN-2022 16:00:11
Amplitude andPhase vs Time for EY039.UVDATA.1 Vect aver. CL # 4
IF 6 CHAN 1 - 64 STK RR



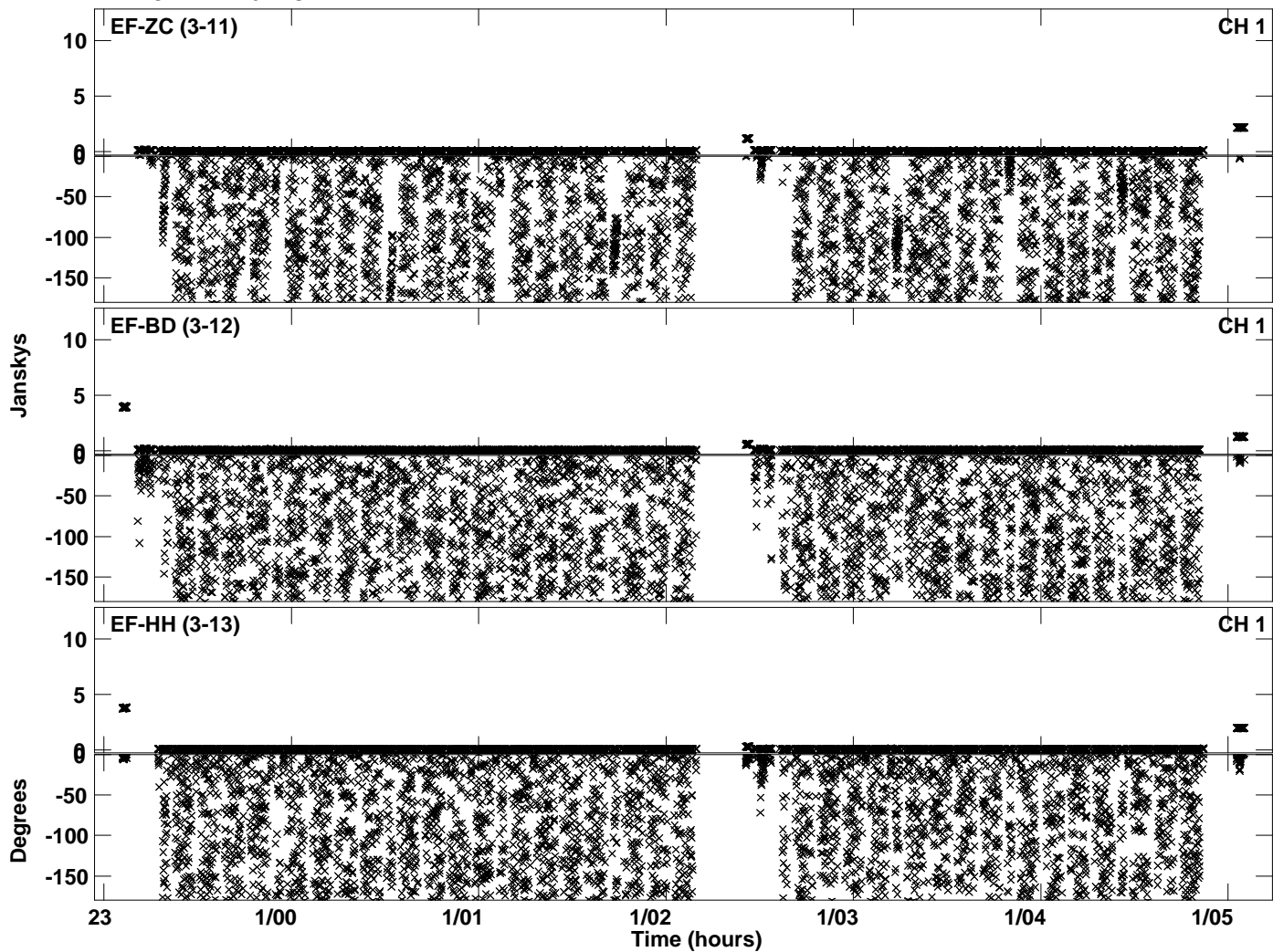
PLot file version 39 created 25-JAN-2022 16:00:30
Amplitude andPhase vs Time for EY039.UVDATA.1 Vect aver. CL # 4
IF 7 CHAN 1 - 64 STK RR



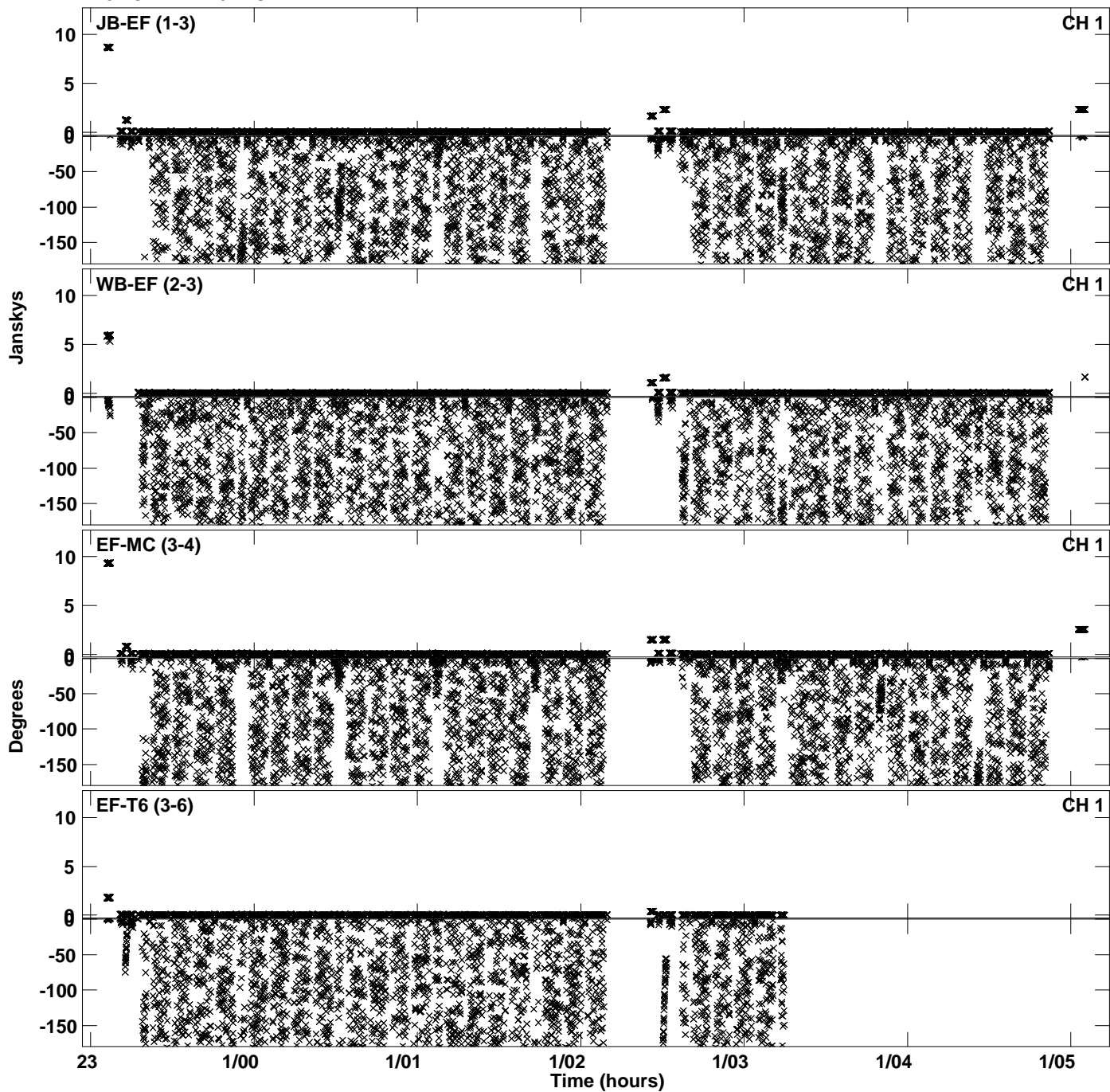
Plot file version 40 created 25-JAN-2022 16:00:30
Amplitude andPhase vs Time for EY039.UVDATA.1 Vect aver. CL # 4
IF 7 CHAN 1 - 64 STK RR




PLot file version 41 created 25-JAN-2022 16:00:30
Amplitude andPhase vs Time for EY039.UVDATA.1 Vect aver. CL # 4
IF 7 CHAN 1 - 64 STK RR



PLot file version 42 created 25-JAN-2022 16:00:50
Amplitude andPhase vs Time for EY039.UVDATA.1 Vect aver. CL # 4
IF 8 CHAN 1 - 64 STK RR



PLot file version 43 created 25-JAN-2022 16:00:50
Amplitude andPhase vs Time for EY039.UVDATA.1 Vect aver. CL # 4
IF 8 CHAN 1 - 64 STK RR



PLot file version 44 created 25-JAN-2022 16:00:50
Amplitude andPhase vs Time for EY039.UVDATA.1 Vect aver. CL # 4
IF 8 CHAN 1 - 64 STK RR

