




Plot file version 1 created 25-JAN-2022 15:32:13  
Amplitude andPhase vs Time for EY039.UVDATA.1 Vect aver.  
IF 1 CHAN 1 - 64 STK LL




Plot file version 2 created 25-JAN-2022 15:32:13  
Amplitude andPhase vs Time for EY039.UVDATA.1 Vect aver.  
IF 1 CHAN 1 - 64 STK LL



Plot file version 3 created 25-JAN-2022 15:32:32  
Amplitude andPhase vs Time for EY039.UVDATA.1 Vect aver.  
IF 2 CHAN 1 - 64 STK LL




Plot file version 4 created 25-JAN-2022 15:32:32  
Amplitude andPhase vs Time for EY039.UVDATA.1 Vect aver.  
IF 2 CHAN 1 - 64 STK LL







Plot file version 5 created 25-JAN-2022 15:32:54  
Amplitude andPhase vs Time for EY039.UVDATA.1 Vect aver.  
IF 4 CHAN 1 - 64 STK LL




Plot file version 6 created 25-JAN-2022 15:32:54  
Amplitude andPhase vs Time for EY039.UVDATA.1 Vect aver.  
IF 4 CHAN 1 - 64 STK LL




Plot file version 7 created 25-JAN-2022 15:33:17  
Amplitude andPhase vs Time for EY039.UVDATA.1 Vect aver.  
IF 6 CHAN 1 - 64 STK LL




Plot file version 8 created 25-JAN-2022 15:33:17  
Amplitude andPhase vs Time for EY039.UVDATA.1 Vect aver.  
IF 6 CHAN 1 - 64 STK LL




Plot file version 9 created 25-JAN-2022 15:33:17  
Amplitude andPhase vs Time for EY039.UVDATA.1 Vect aver.  
IF 6 CHAN 1 - 64 STK LL




Plot file version 10 created 25-JAN-2022 15:33:17  
Amplitude andPhase vs Time for EY039.UVDATA.1 Vect aver.  
IF 6 CHAN 1 - 64 STK LL



Plot file version 11 created 25-JAN-2022 15:33:38  
Amplitude andPhase vs Time for EY039.UVDATA.1 Vect aver.  
IF 7 CHAN 1 - 64 STK LL




PLot file version 12 created 25-JAN-2022 15:33:38  
Amplitude andPhase vs Time for EY039.UVDATA.1 Vect aver.  
IF 7 CHAN 1 - 64 STK LL







PLot file version 13 created 25-JAN-2022 15:33:38  
Amplitude andPhase vs Time for EY039.UVDATA.1 Vect aver.  
IF 7 CHAN 1 - 64 STK LL



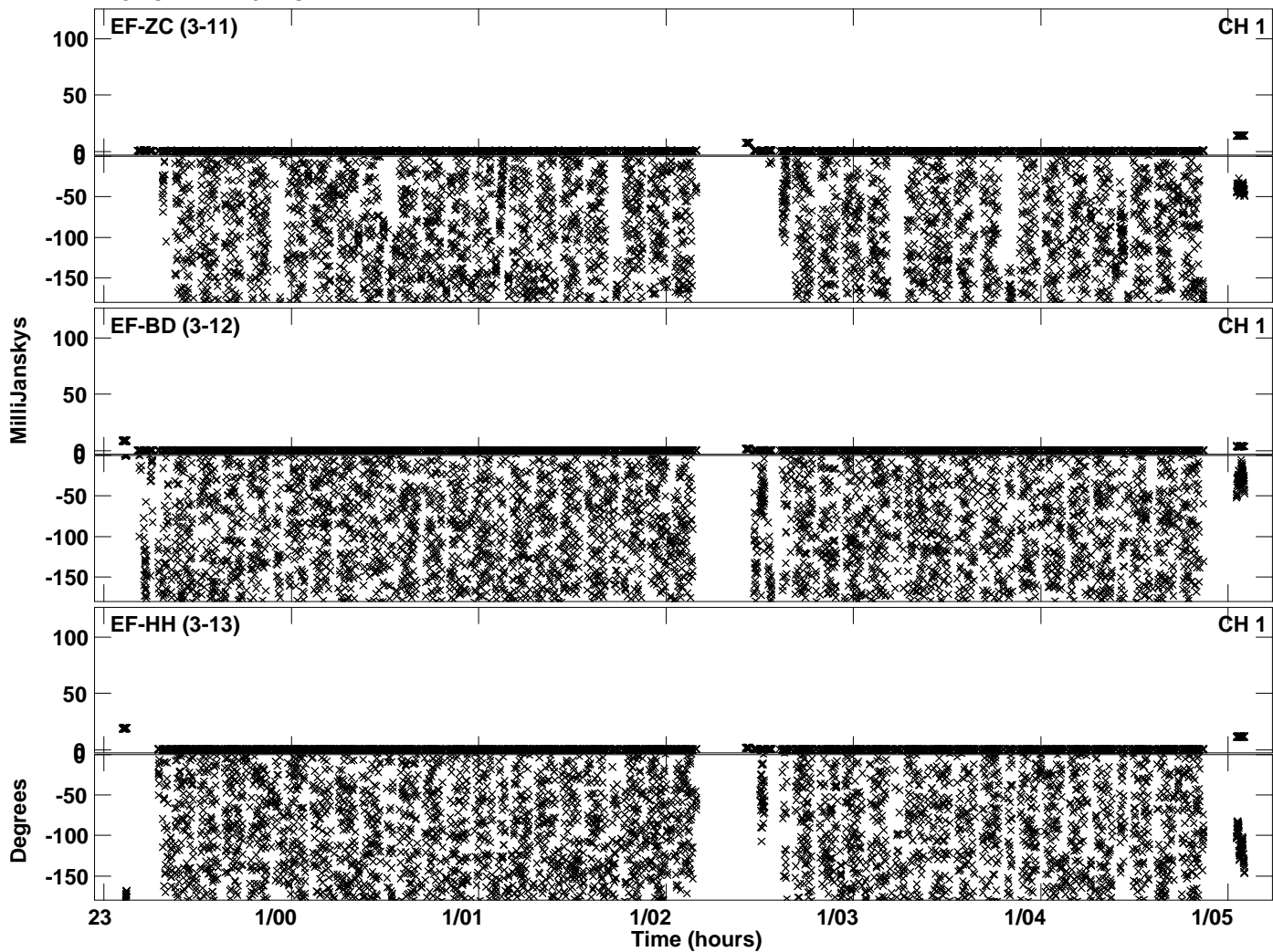
Plot file version 14 created 25-JAN-2022 15:33:58  
Amplitude andPhase vs Time for EY039.UVDATA.1 Vect aver.  
IF 8 CHAN 1 - 64 STK LL




Plot file version 15 created 25-JAN-2022 15:33:58  
Amplitude andPhase vs Time for EY039.UVDATA.1 Vect aver.  
IF 8 CHAN 1 - 64 STK LL




PLot file version 16 created 25-JAN-2022 15:33:58  
Amplitude andPhase vs Time for EY039.UVDATA.1 Vect aver.  
IF 8 CHAN 1 - 64 STK LL




PLot file version 17 created 25-JAN-2022 15:34:17  
Amplitude andPhase vs Time for EY039.UVDATA.1 Vect aver.  
IF 1 CHAN 1 - 64 STK RR




Plot file version 18 created 25-JAN-2022 15:34:17  
Amplitude andPhase vs Time for EY039.UVDATA.1 Vect aver.  
IF 1 CHAN 1 - 64 STK RR



PLot file version 19 created 25-JAN-2022 15:34:35  
Amplitude andPhase vs Time for EY039.UVDATA.1 Vect aver.  
IF 2 CHAN 1 - 64 STK RR




PLot file version 20 created 25-JAN-2022 15:34:35  
Amplitude andPhase vs Time for EY039.UVDATA.1 Vect aver.  
IF 2 CHAN 1 - 64 STK RR







PLot file version 21 created 25-JAN-2022 15:34:54  
Amplitude andPhase vs Time for EY039.UVDATA.1 Vect aver.  
IF 3 CHAN 1 - 64 STK RR




Plot file version 22 created 25-JAN-2022 15:34:54  
Amplitude andPhase vs Time for EY039.UVDATA.1 Vect aver.  
IF 3 CHAN 1 - 64 STK RR




PLot file version 23 created 25-JAN-2022 15:35:11  
Amplitude andPhase vs Time for EY039.UVDATA.1 Vect aver.  
IF 4 CHAN 1 - 64 STK RR




PLot file version 24 created 25-JAN-2022 15:35:11  
Amplitude andPhase vs Time for EY039.UVDATA.1 Vect aver.  
IF 4 CHAN 1 - 64 STK RR




PLot file version 25 created 25-JAN-2022 15:35:33  
Amplitude andPhase vs Time for EY039.UVDATA.1 Vect aver.  
IF 5 CHAN 1 - 64 STK RR




PLot file version 26 created 25-JAN-2022 15:35:33  
Amplitude andPhase vs Time for EY039.UVDATA.1 Vect aver.  
IF 5 CHAN 1 - 64 STK RR



PLot file version 27 created 25-JAN-2022 15:35:33  
Amplitude andPhase vs Time for EY039.UVDATA.1 Vect aver.  
IF 5 CHAN 1 - 64 STK RR




PLot file version 28 created 25-JAN-2022 15:35:33  
Amplitude andPhase vs Time for EY039.UVDATA.1 Vect aver.  
IF 5 CHAN 1 - 64 STK RR







PLot file version 29 created 25-JAN-2022 15:35:55  
Amplitude andPhase vs Time for EY039.UVDATA.1 Vect aver.  
IF 6 CHAN 1 - 64 STK RR




Plot file version 30 created 25-JAN-2022 15:35:55  
Amplitude andPhase vs Time for EY039.UVDATA.1 Vect aver.  
IF 6 CHAN 1 - 64 STK RR




PLot file version 31 created 25-JAN-2022 15:35:55  
Amplitude andPhase vs Time for EY039.UVDATA.1 Vect aver.  
IF 6 CHAN 1 - 64 STK RR




PLot file version 32 created 25-JAN-2022 15:35:55  
Amplitude andPhase vs Time for EY039.UVDATA.1 Vect aver.  
IF 6 CHAN 1 - 64 STK RR



Plot file version 33 created 25-JAN-2022 15:36:14  
Amplitude andPhase vs Time for EY039.UVDATA.1 Vect aver.  
IF 7 CHAN 1 - 64 STK RR



PLot file version 34 created 25-JAN-2022 15:36:14  
Amplitude andPhase vs Time for EY039.UVDATA.1 Vect aver.  
IF 7 CHAN 1 - 64 STK RR



PLot file version 35 created 25-JAN-2022 15:36:14  
Amplitude andPhase vs Time for EY039.UVDATA.1 Vect aver.  
IF 7 CHAN 1 - 64 STK RR

