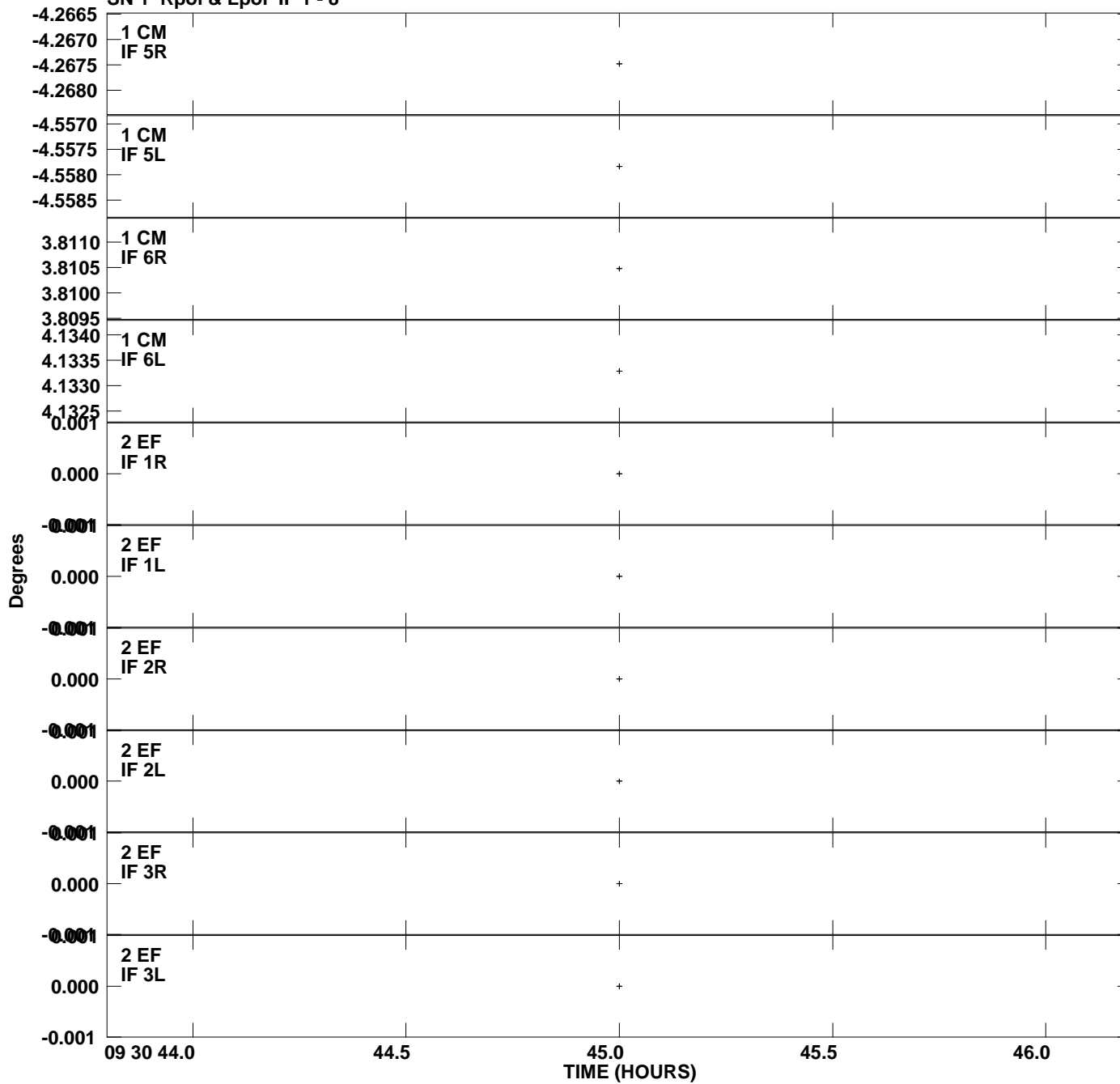



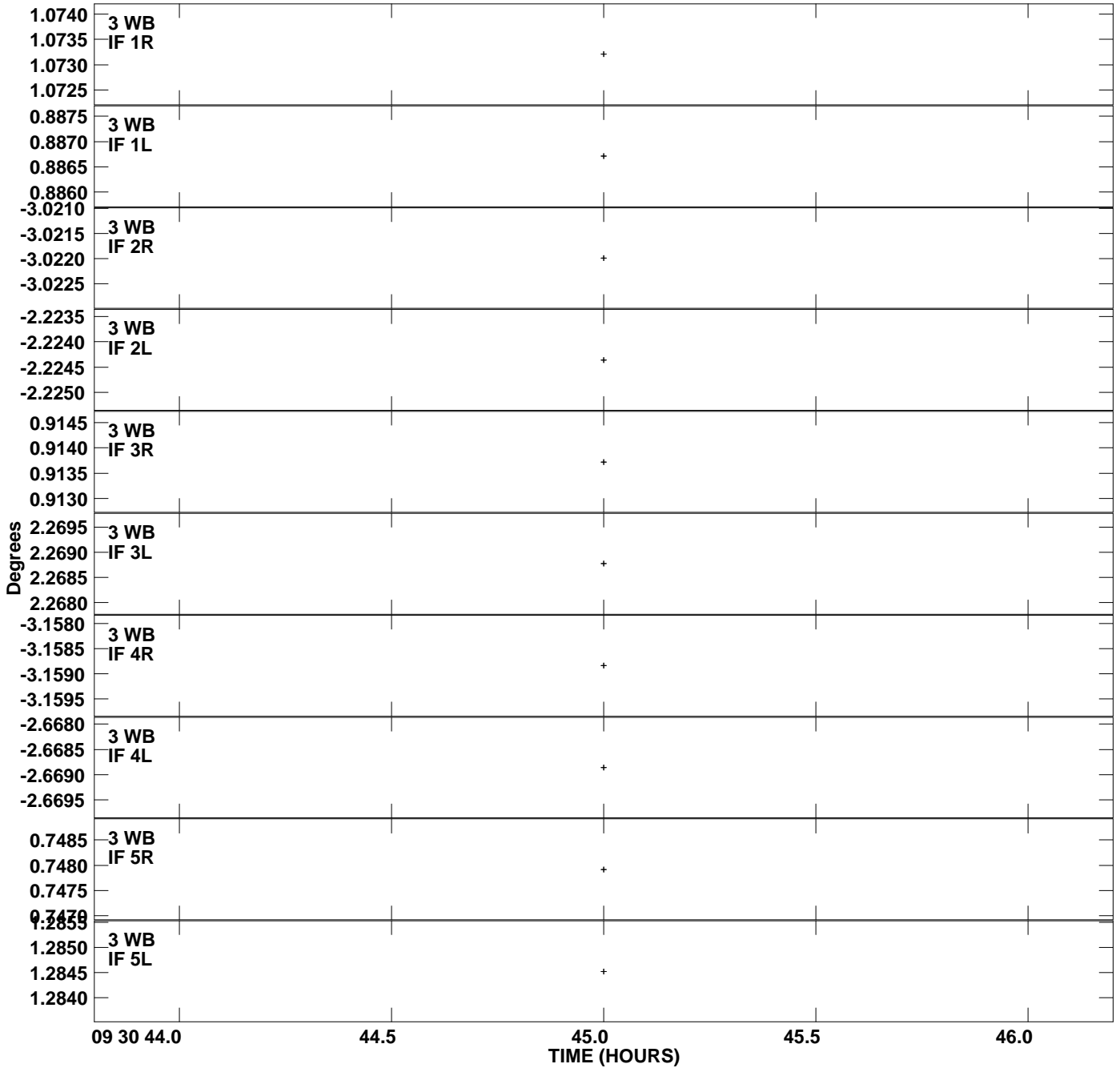
Plot file version 1 created 03-JAN-2011 16:42:17  
Gain phs vs UTC time for 1638+572.MULTI.1  
SN 1 Rpol & Lpol IF 1 - 8




Plot file version 2 created 03-JAN-2011 16:42:17  
Gain phs vs UTC time for 1638+572.MULTI.1  
SN 1 Rpol & Lpol IF 1 - 8




Plot file version 3 created 03-JAN-2011 16:42:17  
 Gain phs vs UTC time for 1638+572.MULTI.1  
 SN 1 Rpol & Lpol IF 1 - 8



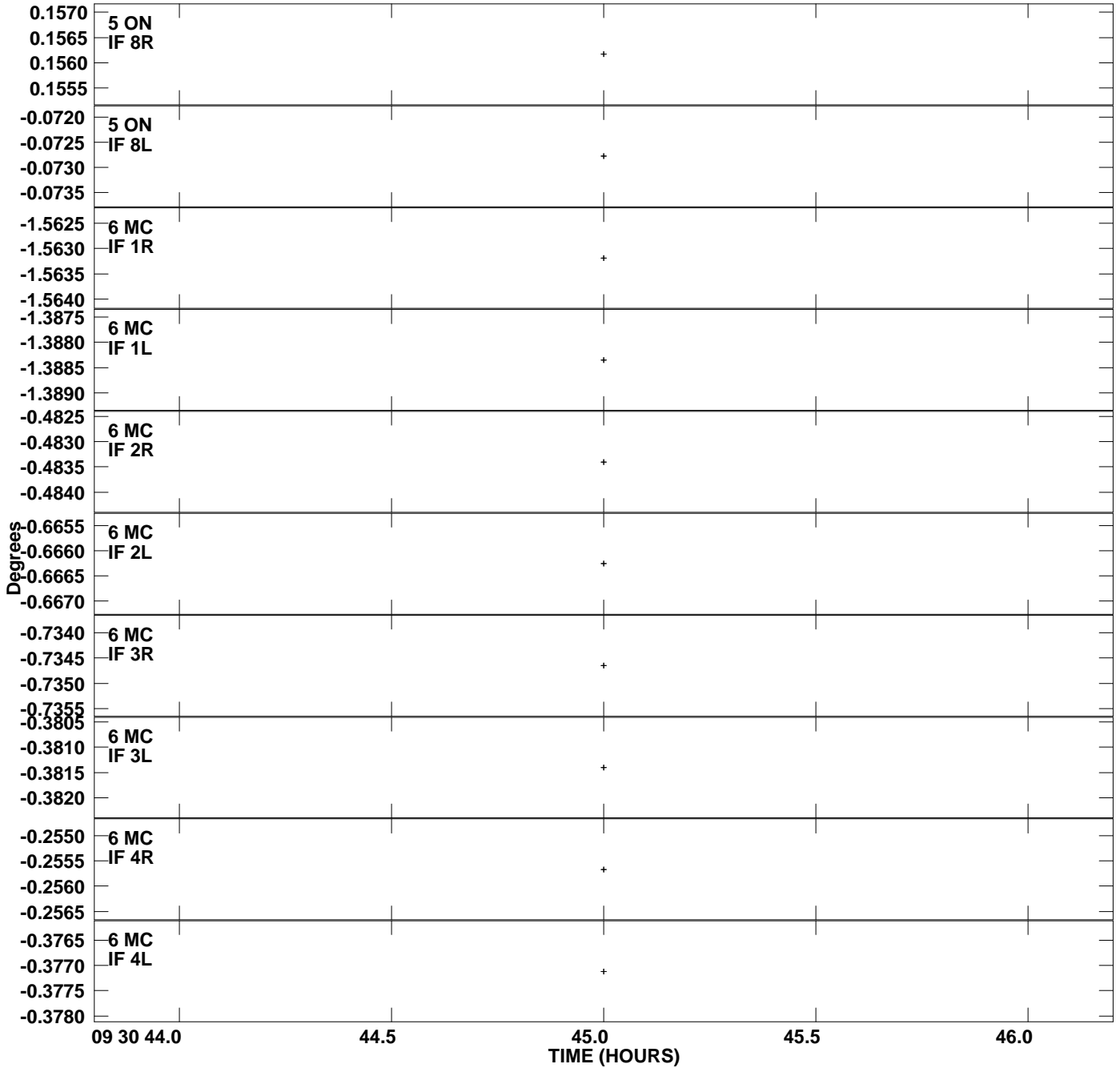
Plot file version 4 created 03-JAN-2011 16:42:17  
Gain phs vs UTC time for 1638+572.MULTI.1  
SN 1 Rpol & Lpol IF 1 - 8




Plot file version 5 created 03-JAN-2011 16:42:17  
Gain phs vs UTC time for 1638+572.MULTI.1  
SN 1 Rpol & Lpol IF 1 - 8




Plot file version 6 created 03-JAN-2011 16:42:17  
 Gain phs vs UTC time for 1638+572.MULTI.1  
 SN 1 Rpol & Lpol IF 1 - 8



Plot file version 7 created 03-JAN-2011 16:42:17  
Gain phs vs UTC time for 1638+572.MULTI.1  
SN 1 Rpol & Lpol IF 1 - 8

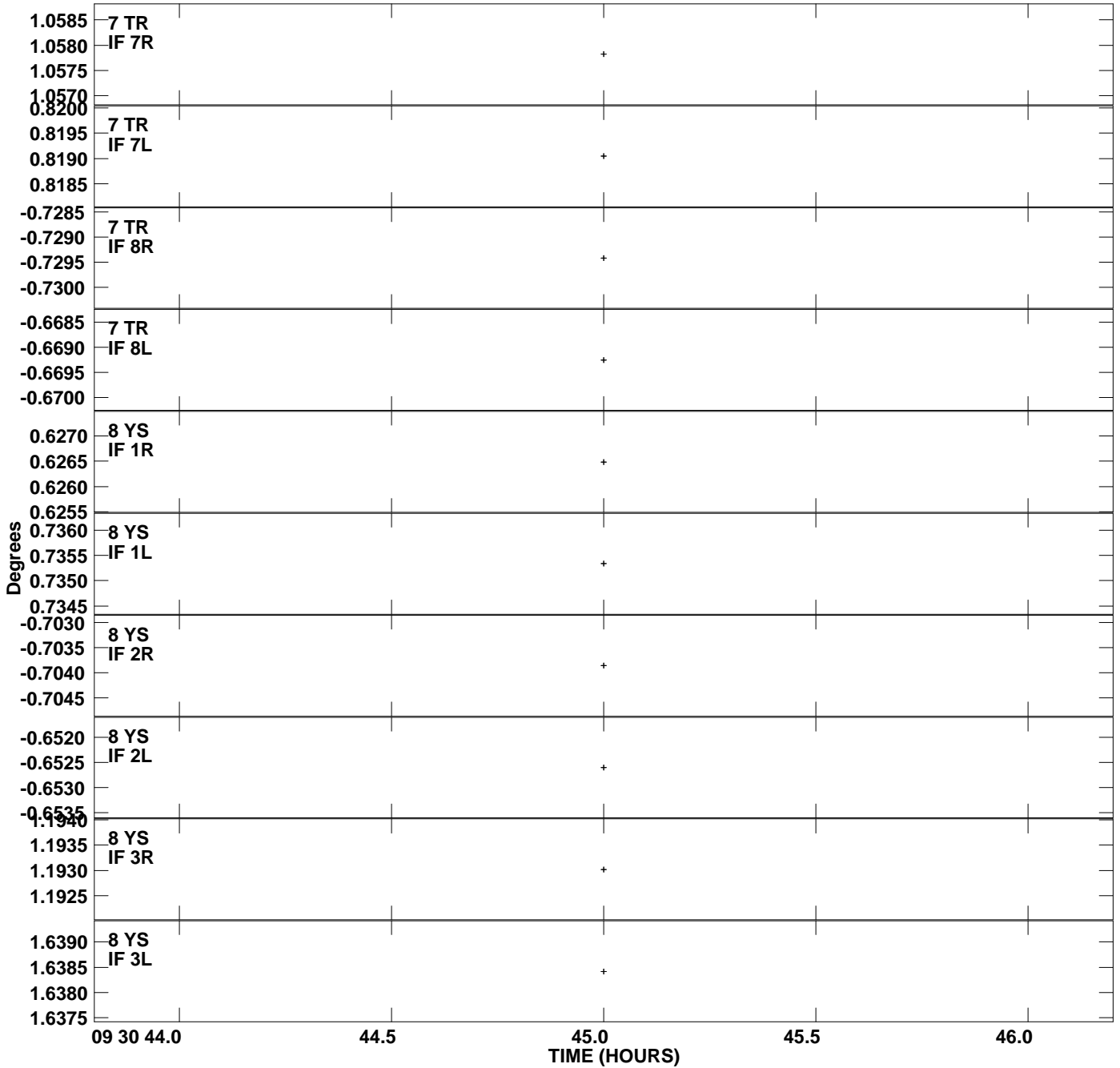


Plot file version 8 created 03-JAN-2011 16:42:17  
Gain phs vs UTC time for 1638+572.MULTI.1  
SN 1 Rpol & Lpol IF 1 - 8





Plot file version 9 created 03-JAN-2011 16:42:17  
 Gain phs vs UTC time for 1638+572.MULTI.1  
 SN 1 Rpol & Lpol IF 1 - 8



Plot file version 10 created 03-JAN-2011 16:42:17  
Gain phs vs UTC time for 1638+572.MULTI.1  
SN 1 Rpol & Lpol IF 1 - 8

