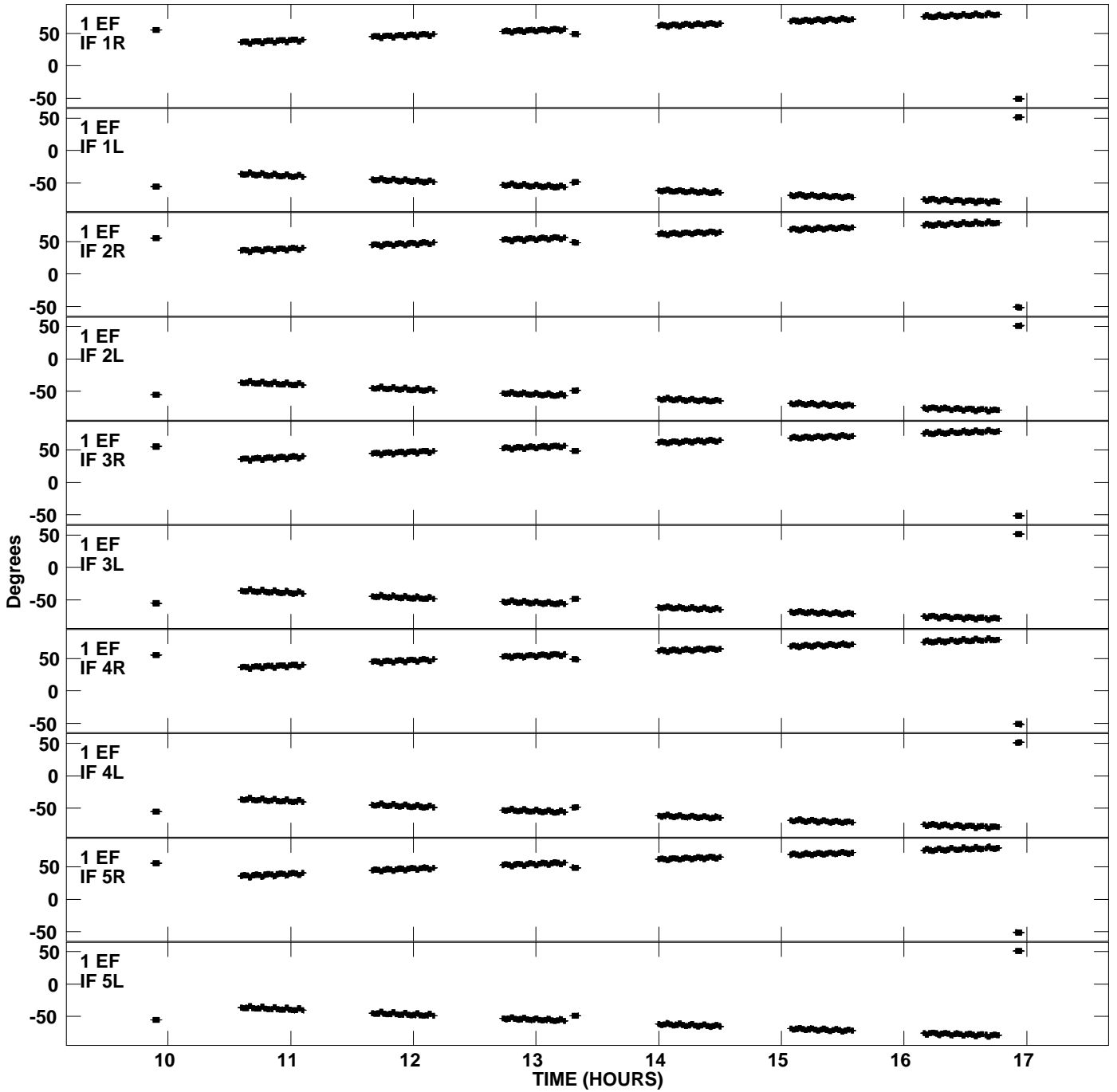



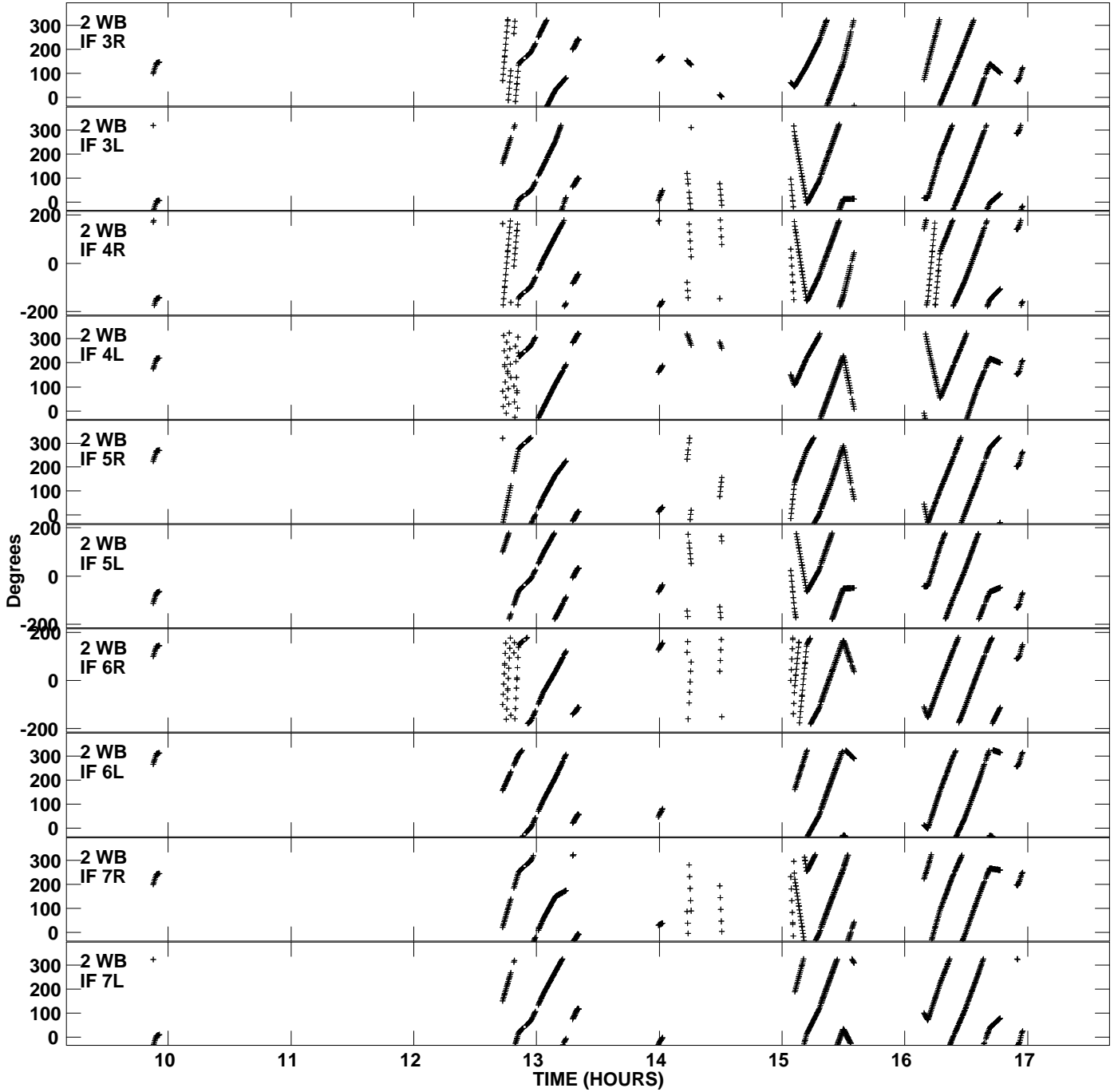
Plot file version 1 created 16-MAR-2012 10:20:36
Gain phs vs UTC time for EZ020E_3.UVDATA.1
CL 3 Rpol & Lpol IF 1 - 8



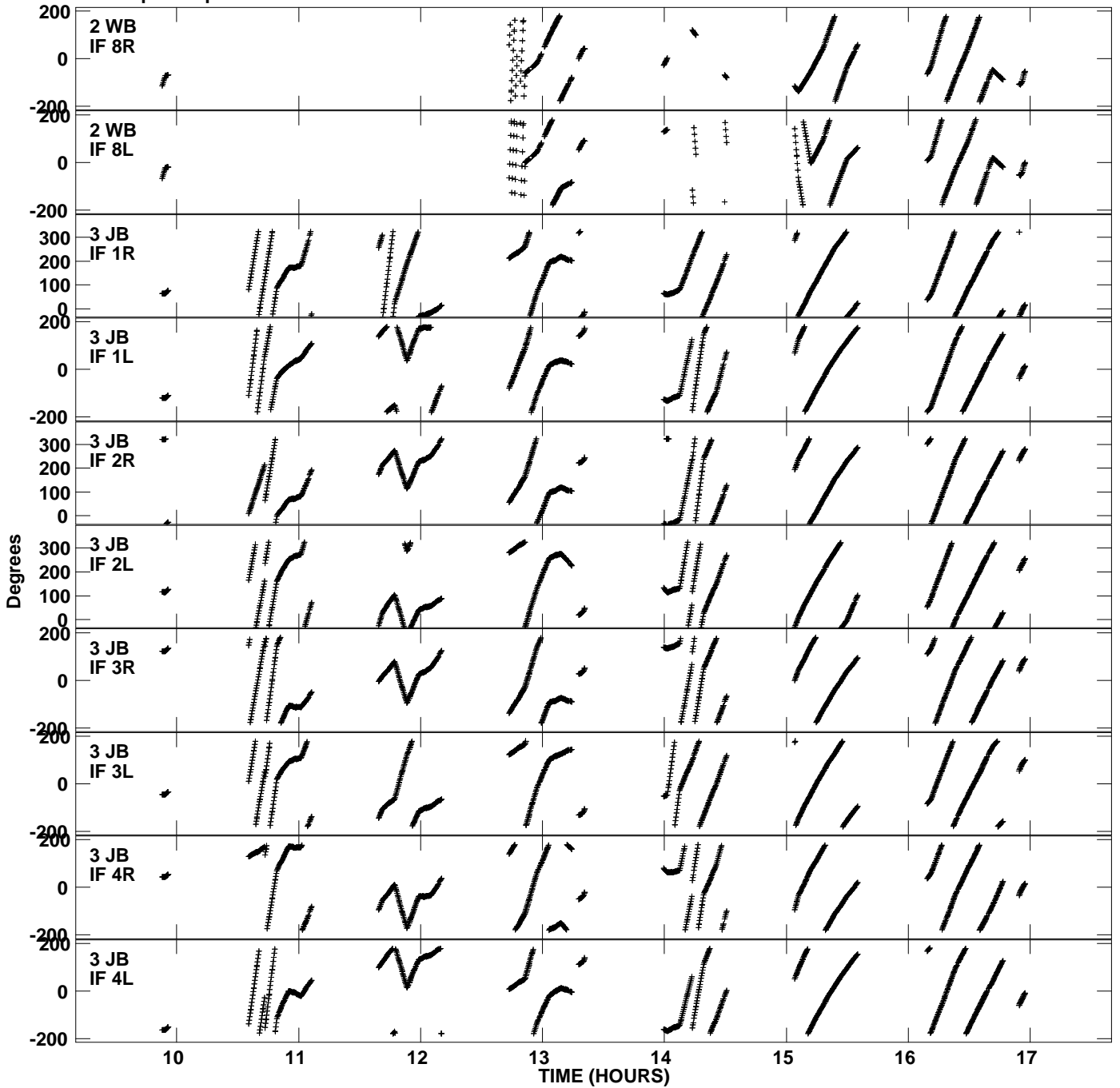
Plot file version 2 created 16-MAR-2012 10:20:36
Gain phs vs UTC time for EZ020E_3.UVDATA.1
CL 3 Rpol & Lpol IF 1 - 8




Plot file version 3 created 16-MAR-2012 10:20:36
Gain phs vs UTC time for EZ020E_3.UVDATA.1
CL 3 Rpol & Lpol IF 1 - 8




Plot file version 4 created 16-MAR-2012 10:20:36
Gain phs vs UTC time for EZ020E_3.UVDATA.1
CL 3 Rpol & Lpol IF 1 - 8



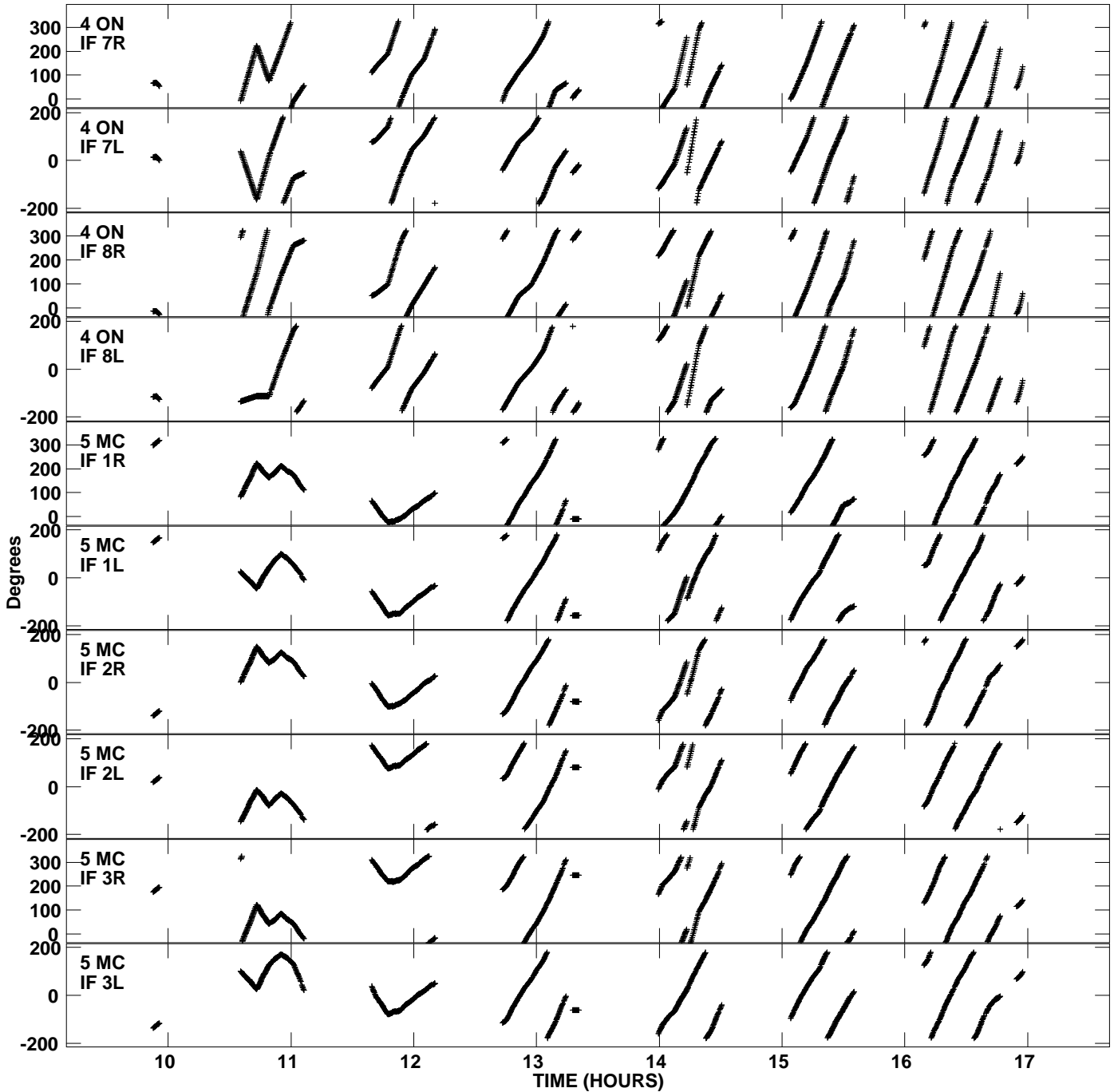
Plot file version 5 created 16-MAR-2012 10:20:36
Gain phs vs UTC time for EZ020E_3.UVDATA.1
CL 3 Rpol & Lpol IF 1 - 8



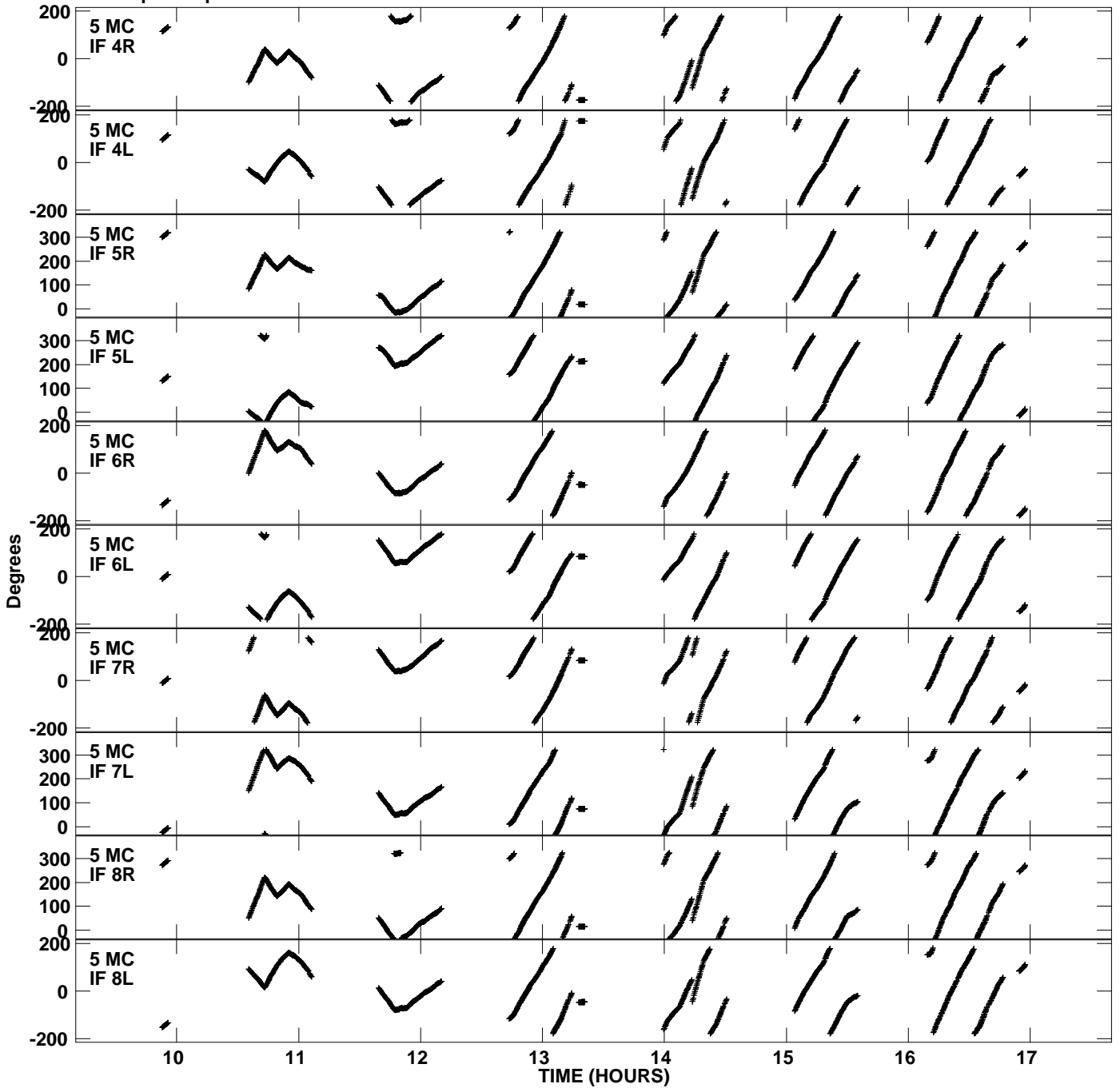
Plot file version 6 created 16-MAR-2012 10:20:36
Gain phs vs UTC time for EZ020E_3.UVDATA.1
CL 3 Rpol & Lpol IF 1 - 8




Plot file version 7 created 16-MAR-2012 10:20:36
Gain phs vs UTC time for EZ020E_3.UVDATA.1
CL 3 Rpol & Lpol IF 1 - 8




Plot file version 8 created 16-MAR-2012 10:20:36
Gain phs vs UTC time for EZ020E_3.UVDATA.1
CL 3 Rpol & Lpol IF 1 - 8




Plot file version 9 created 16-MAR-2012 10:20:36
Gain phs vs UTC time for EZ020E_3.UVDATA.1
CL 3 Rpol & Lpol IF 1 - 8




Plot file version 10 created 16-MAR-2012 10:20:36
Gain phs vs UTC time for EZ020E_3.UVDATA.1
CL 3 Rpol & Lpol IF 1 - 8



Plot file version 11 created 16-MAR-2012 10:20:36
Gain phs vs UTC time for EZ020E_3.UVDATA.1
CL 3 Rpol & Lpol IF 1 - 8



Plot file version 12 created 16-MAR-2012 10:20:36
Gain phs vs UTC time for EZ020E_3.UVDATA.1
CL 3 Rpol & Lpol IF 1 - 8



Plot file version 13 created 16-MAR-2012 10:20:36
Gain phs vs UTC time for EZ020E_3.UVDATA.1
CL 3 Rpol & Lpol IF 1 - 8

