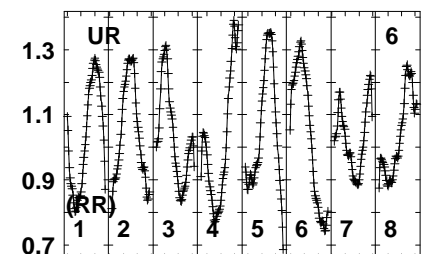
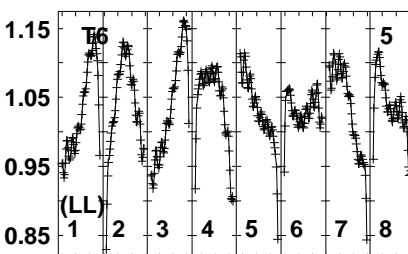
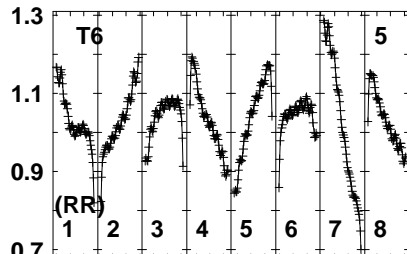
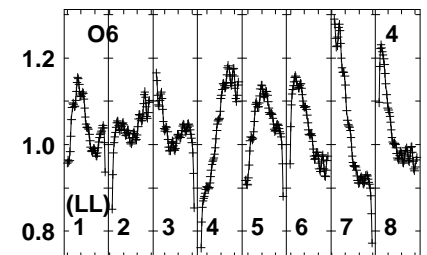
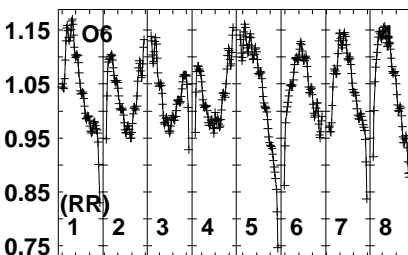
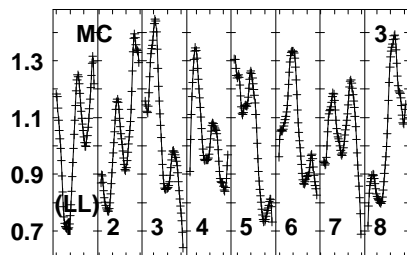
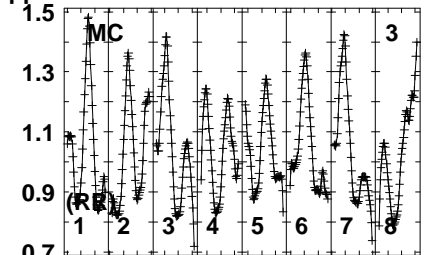
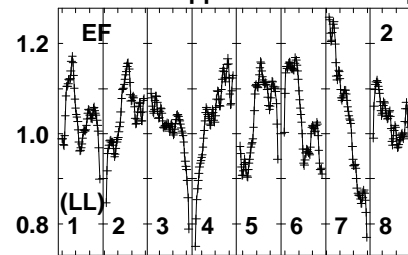
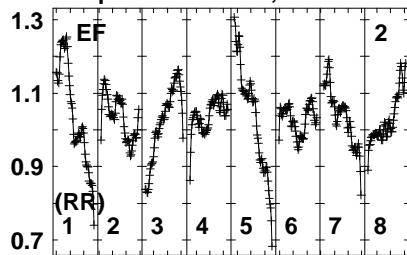


Plot file version 1 created 16-APR-2021 22:49:40

J0530+1331 F21K1.UVDATA.1

Freq = 22.1080 GHz, Bw = 32.000 MH No calibration applied and no bandpass applied



22102140221802220222402228023002340

FREQ MHz

22102140221802220222402228023002340

FREQ MHz

22102140221802220222402228023002340

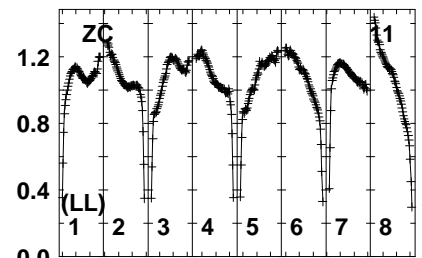
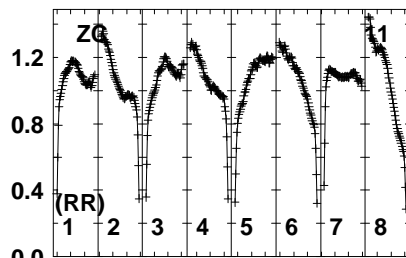
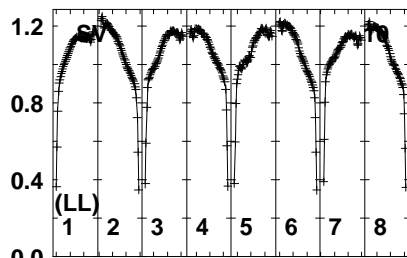
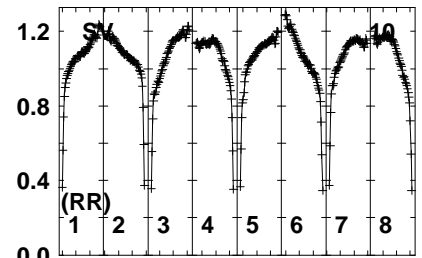
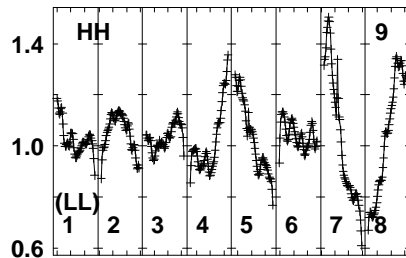
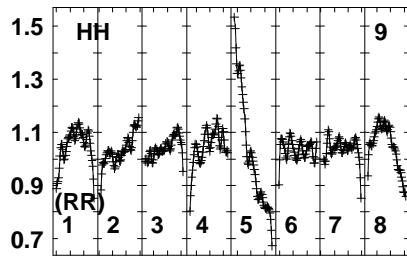
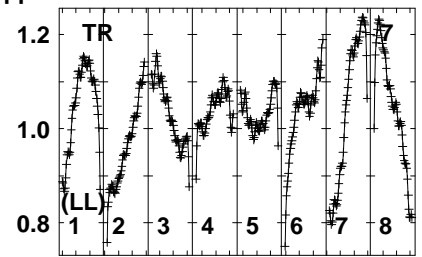
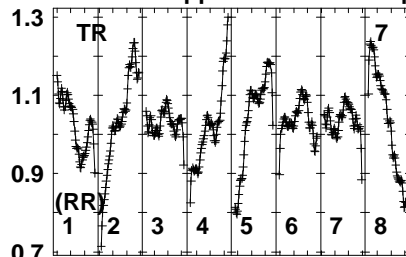
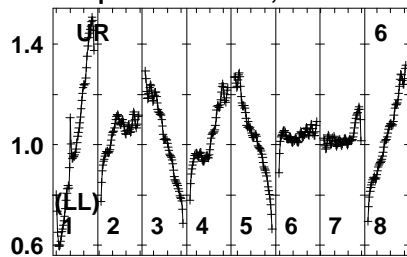
FREQ MHz

Lower frame: Real Jy  
Auto-corr total-power spectrum Antenna: \*  
Timerange: 00/13:30:01 to 00/13:39:59

Plot file version 2 created 16-APR-2021 22:49:40

J0530+1331 F21K1.UVDATA.1

Freq = 22.1080 GHz, Bw = 32.000 MH No calibration applied and no bandpass applied



221 2214021802220224022703002340  
FREQ MHz

221 2214021802220224022703002340  
FREQ MHz

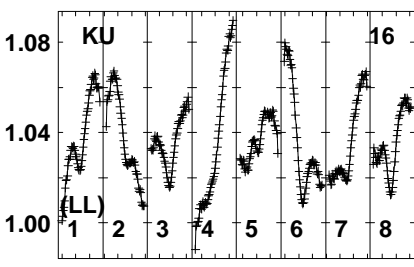
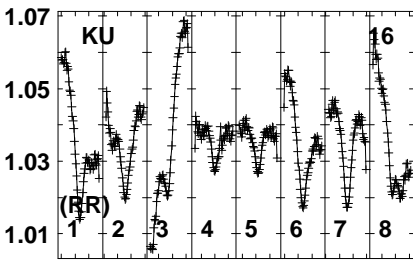
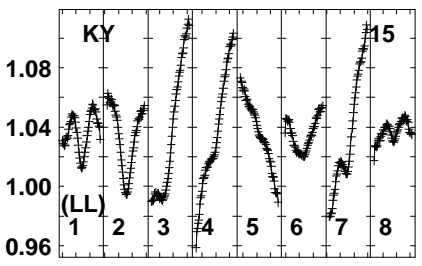
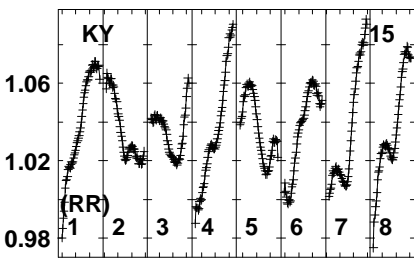
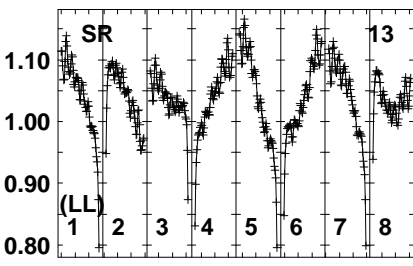
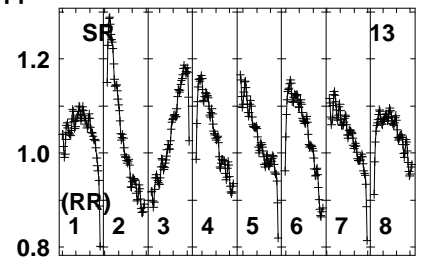
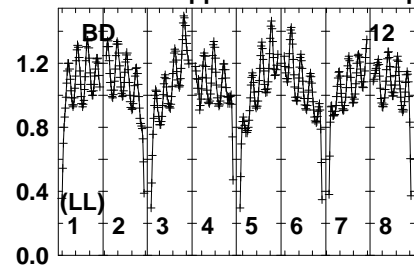
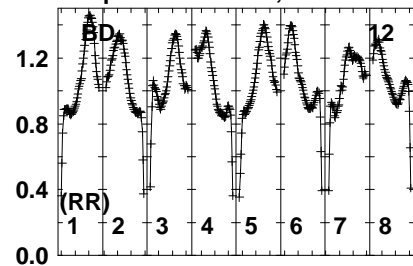
221 2214021802220224022703002340  
FREQ MHz

Lower frame: Real Jy  
Auto-corr total-power spectrum Antenna: \*  
Timerange: 00/13:30:01 to 00/13:39:59

Plot file version 3 created 16-APR-2021 22:49:41

J0530+1331 F21K1.UVDATA.1

Freq = 22.1080 GHz, Bw = 32.000 MH No calibration applied and no bandpass applied



22100 22140 22180 22220 22260 22300 22340  
FREQ MHz

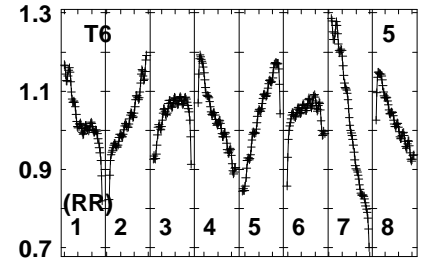
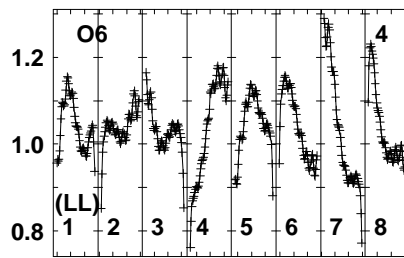
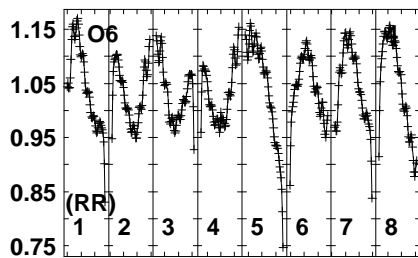
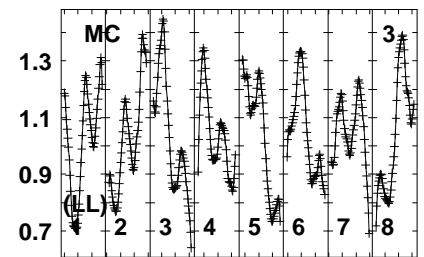
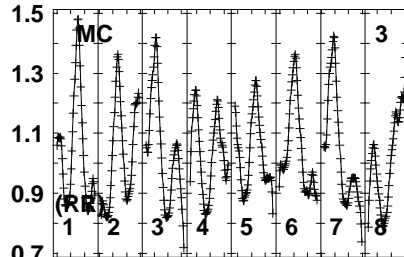
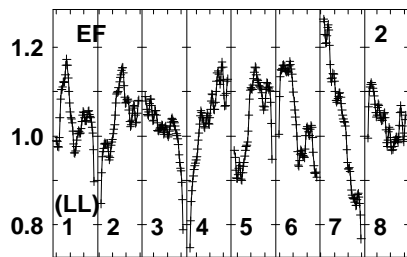
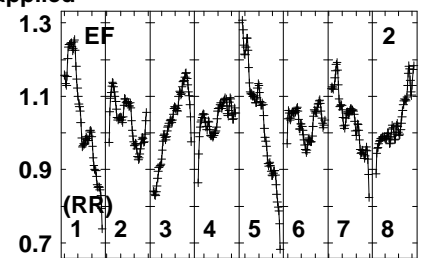
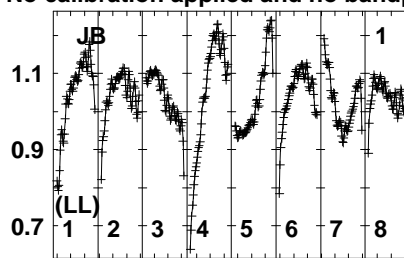
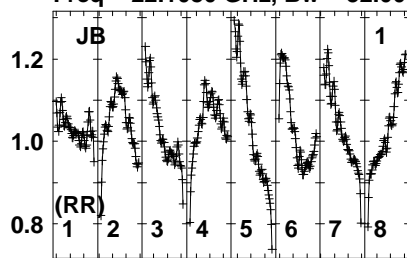
22100 22140 22180 22220 22260 22300 22340  
FREQ MHz

Lower frame: Real Jy  
Auto-corr total-power spectrum Antenna: \*  
Timerange: 00/13:30:01 to 00/13:39:59

Plot file version 4 created 16-APR-2021 22:49:42

J0530+1331 F21K1.UVDATA.1

Freq = 22.1080 GHz, Bw = 32.000 MH No calibration applied and no bandpass applied



22100 22140 22180 22220 22260 22300 22340  
FREQ MHz

22100 22140 22180 22220 22260 22300 22340  
FREQ MHz

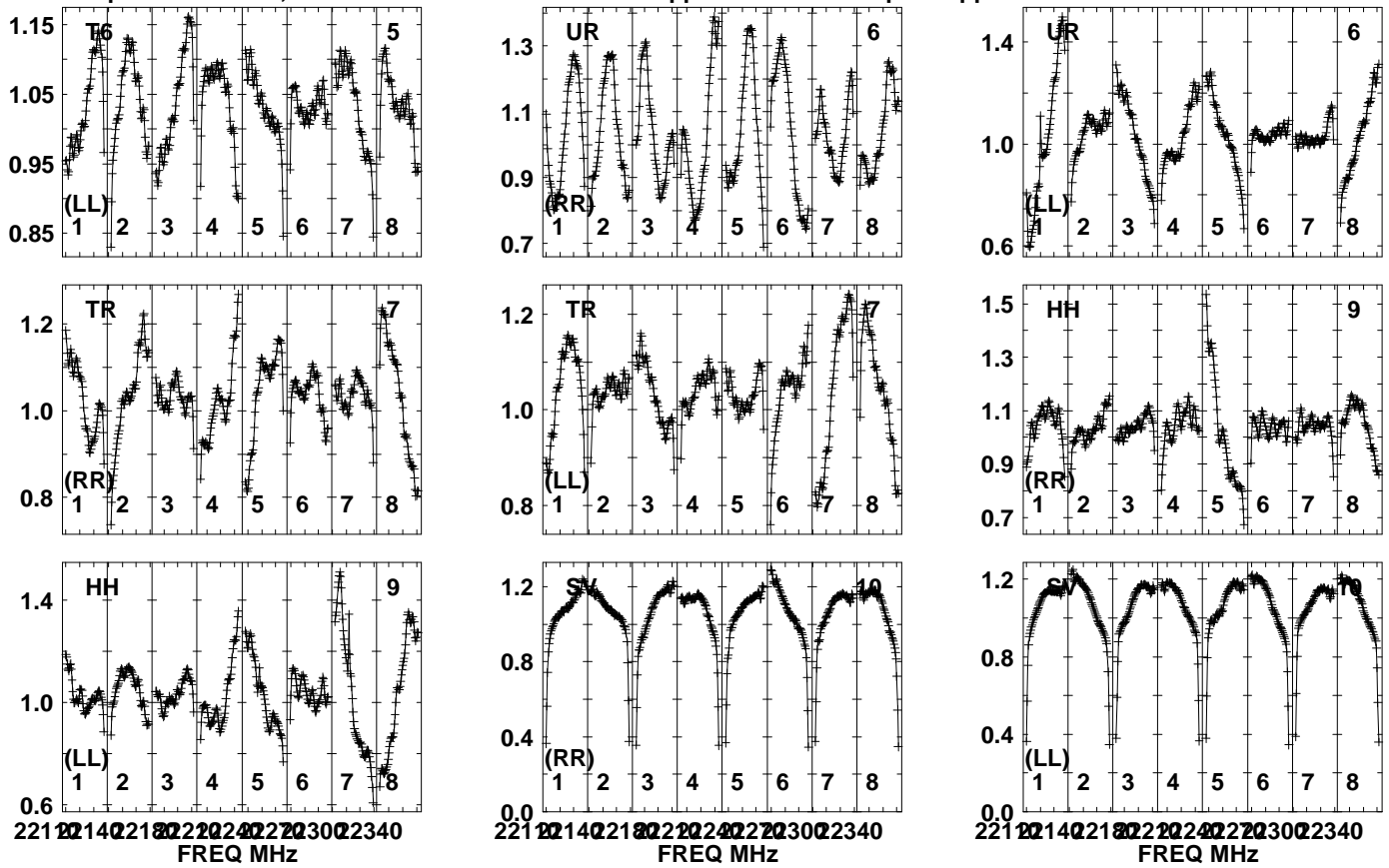
22100 22140 22180 22220 22260 22300 22340  
FREQ MHz

Lower frame: Real Jy  
Auto-corr total-power spectrum Antenna: \*  
Timerange: 00/13:43:01 to 00/13:46:59

Plot file version 5 created 16-APR-2021 22:49:42

J0530+1331 F21K1.UVDATA.1

Freq = 22.1080 GHz, Bw = 32.000 MH No calibration applied and no bandpass applied

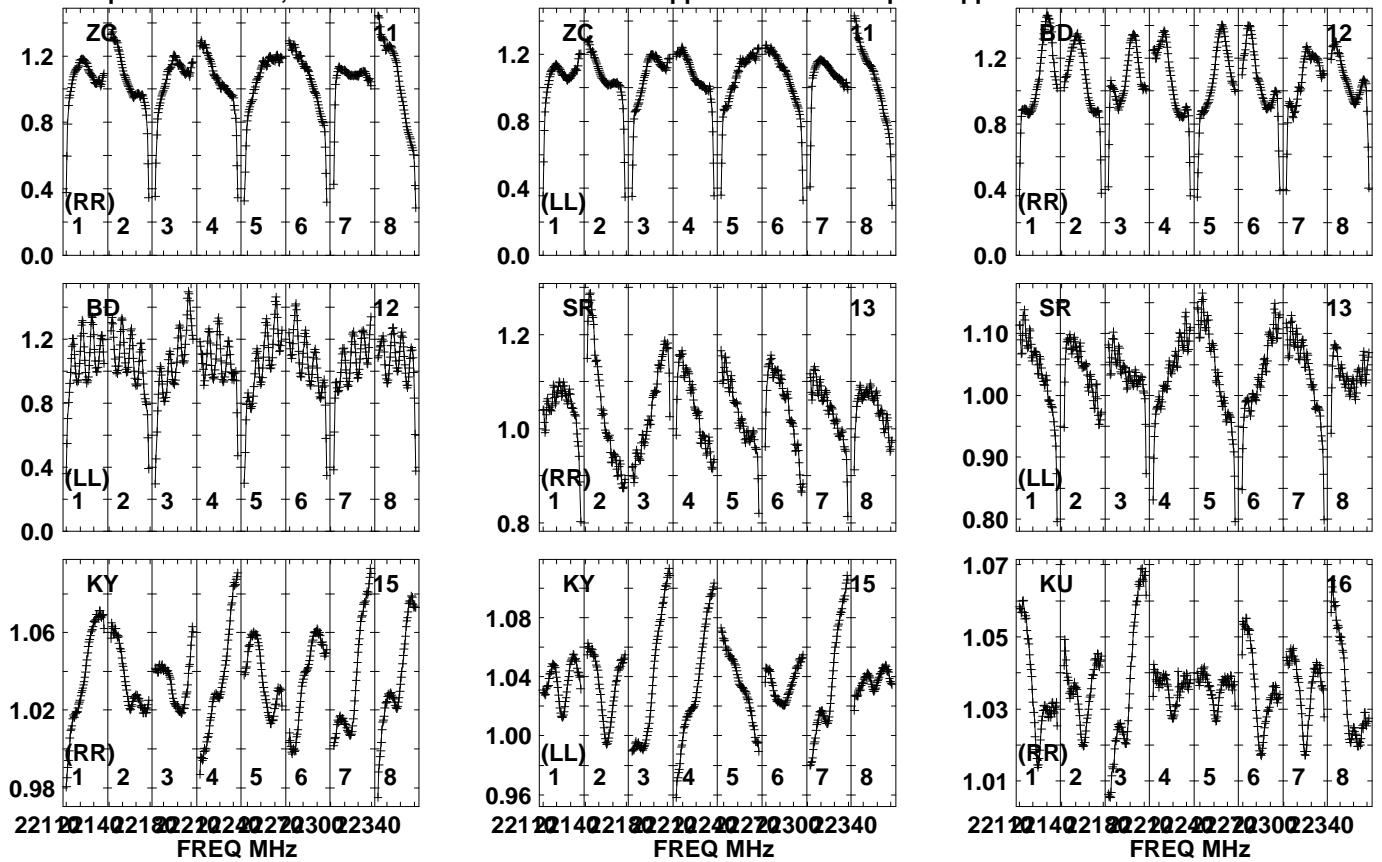


Lower frame: Real Jy  
Auto-corr total-power spectrum Antenna: \*  
Timerange: 00/13:43:01 to 00/13:46:59

Plot file version 6 created 16-APR-2021 22:49:43

J0530+1331 F21K1.UVDATA.1

Freq = 22.1080 GHz, Bw = 32.000 MH No calibration applied and no bandpass applied

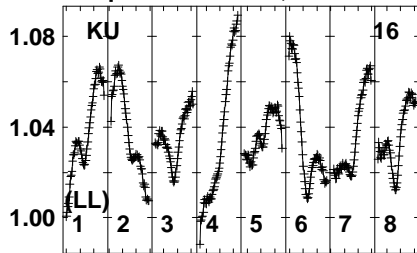


Lower frame: Real Jy  
Auto-corr total-power spectrum Antenna: \*  
Timerange: 00/13:43:01 to 00/13:46:59

Plot file version 7 created 16-APR-2021 22:49:43

J0530+1331 F21K1.UVDATA.1

Freq = 22.1080 GHz, Bw = 32.000 MH No calibration applied and no bandpass applied

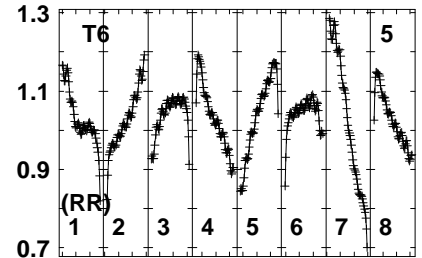
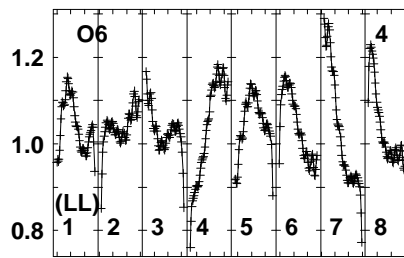
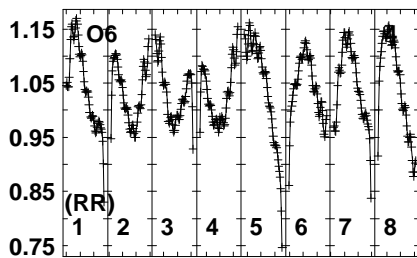
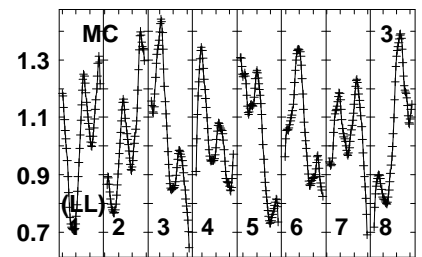
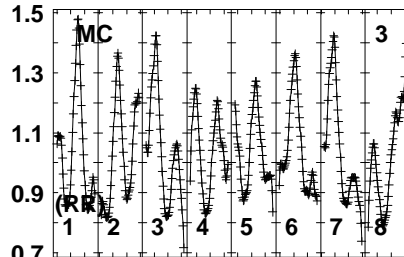
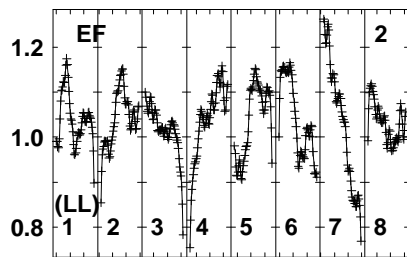
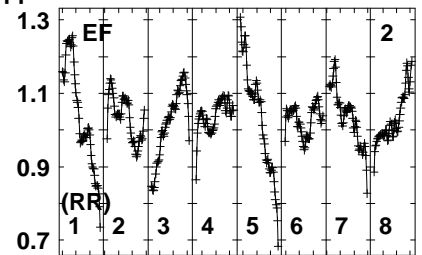
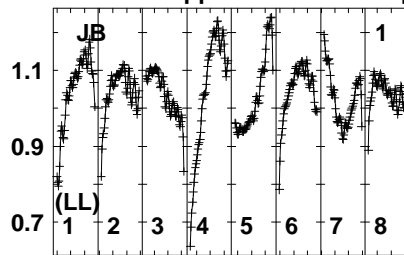
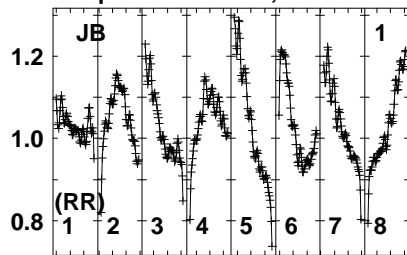


Lower frame: Real Jy  
Auto-corr total-power spectrum Antenna: \*  
Timerange: 00/13:43:01 to 00/13:46:59

Plot file version 8 created 16-APR-2021 22:49:44

J0530+1331 F21K1.UVDATA.1

Freq = 22.1080 GHz, Bw = 32.000 MH No calibration applied and no bandpass applied



221021402218022202224022202230022340  
FREQ MHz

221021402218022202224022202230022340  
FREQ MHz

221021402218022202224022202230022340  
FREQ MHz

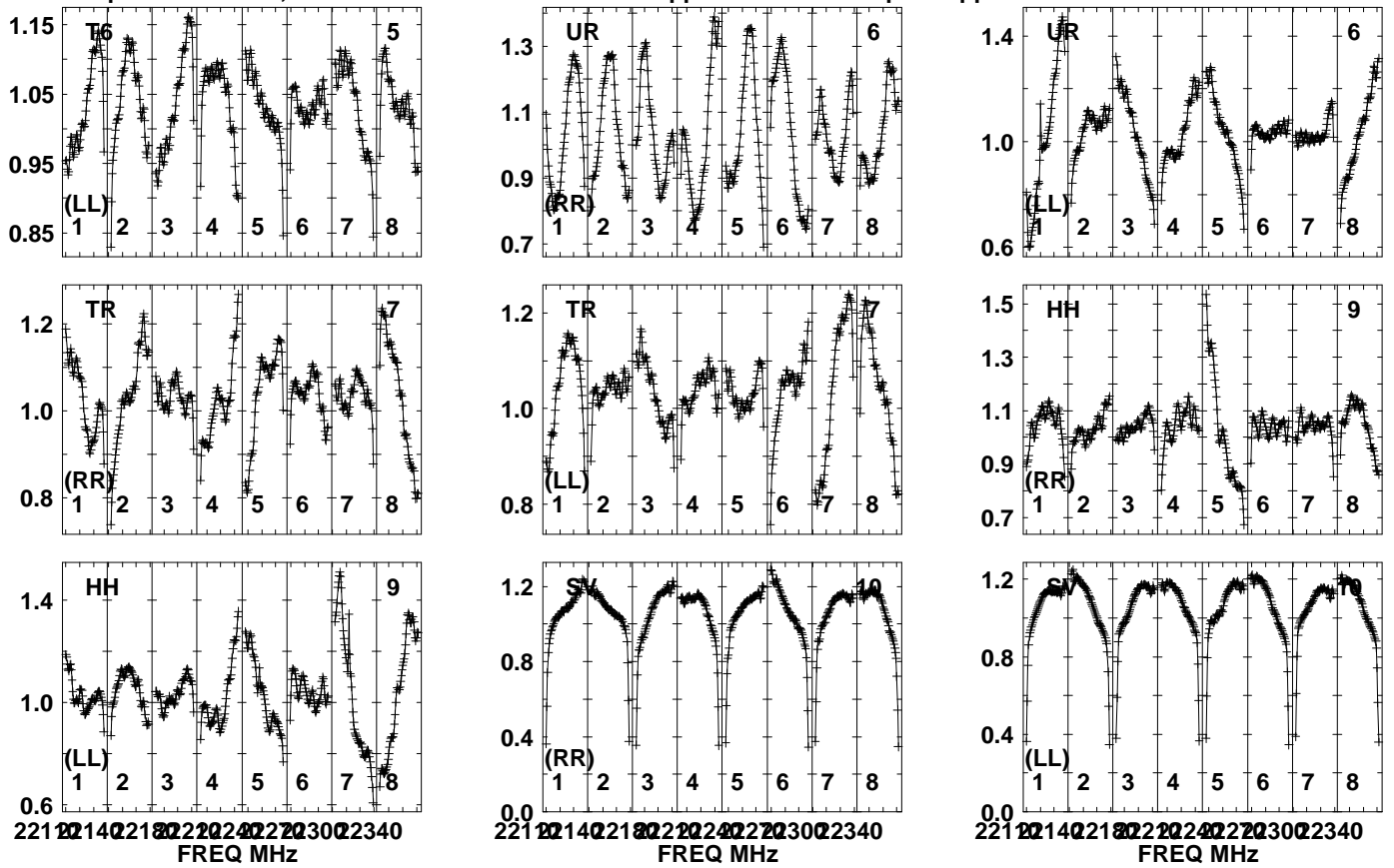
Lower frame: Real Jy  
Auto-corr total-power spectrum Antenna: \*  
Timerange: 00/13:50:01 to 00/13:59:59



Plot file version 9 created 16-APR-2021 22:49:44

J0530+1331 F21K1.UVDATA.1

Freq = 22.1080 GHz, Bw = 32.000 MH No calibration applied and no bandpass applied



Lower frame: Real Jy

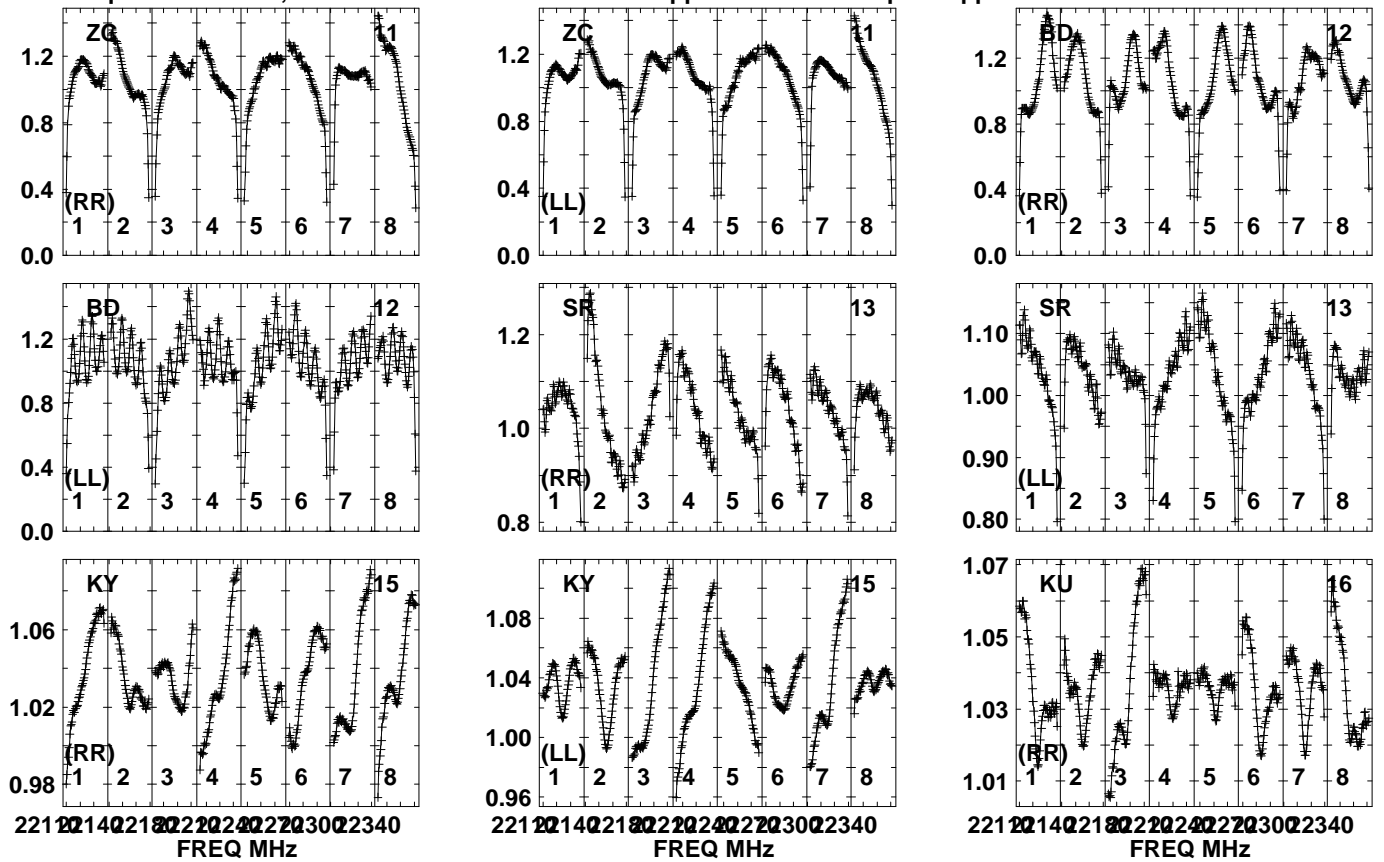
Auto-corr total-power spectrum Antenna: \*

Timerange: 00/13:50:01 to 00/13:59:59

Plot file version 10 created 16-APR-2021 22:49:45

J0530+1331 F21K1.UVDATA.1

Freq = 22.1080 GHz, Bw = 32.000 MH No calibration applied and no bandpass applied

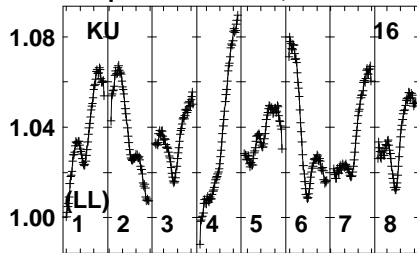


Lower frame: Real Jy  
Auto-corr total-power spectrum Antenna: \*  
Timerange: 00/13:50:01 to 00/13:59:59

Plot file version 11 created 16-APR-2021 22:49:46

J0530+1331 F21K1.UVDATA.1

Freq = 22.1080 GHz, Bw = 32.000 MH No calibration applied and no bandpass applied



Lower frame: Real Jy

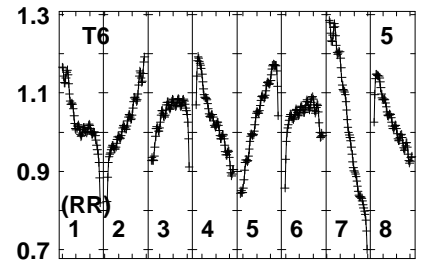
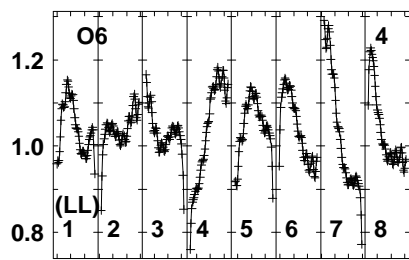
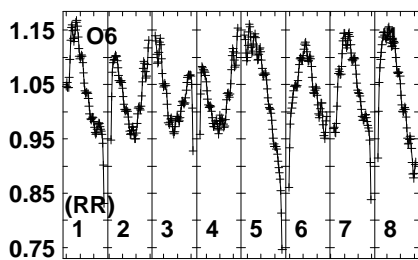
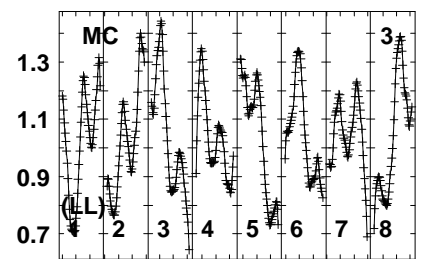
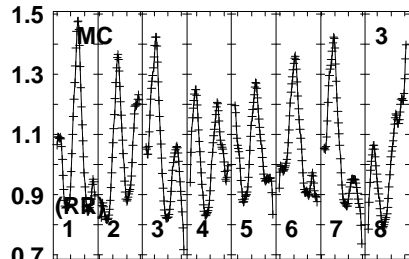
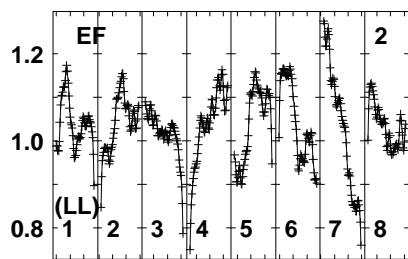
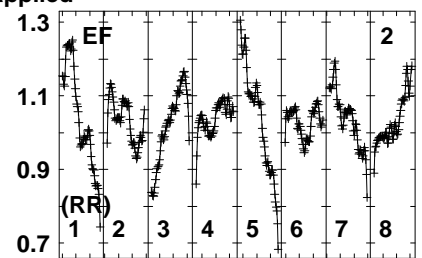
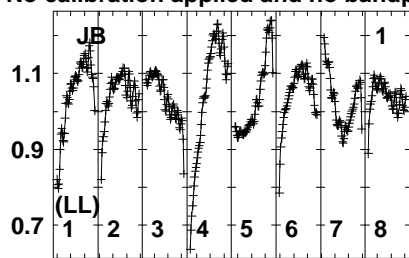
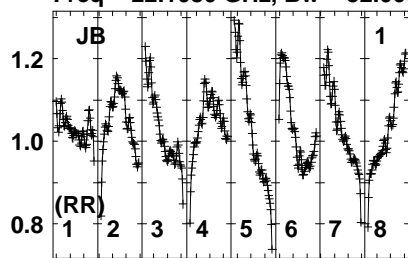
Auto-corr total-power spectrum Antenna: \*

Timerange: 00/13:50:01 to 00/13:59:59

Plot file version 12 created 16-APR-2021 22:49:46

J0530+1331 F21K1.UVDATA.1

Freq = 22.1080 GHz, Bw = 32.000 MH No calibration applied and no bandpass applied



22100 22140 22180 22220 22260 22300 22340  
FREQ MHz

22100 22140 22180 22220 22260 22300 22340  
FREQ MHz

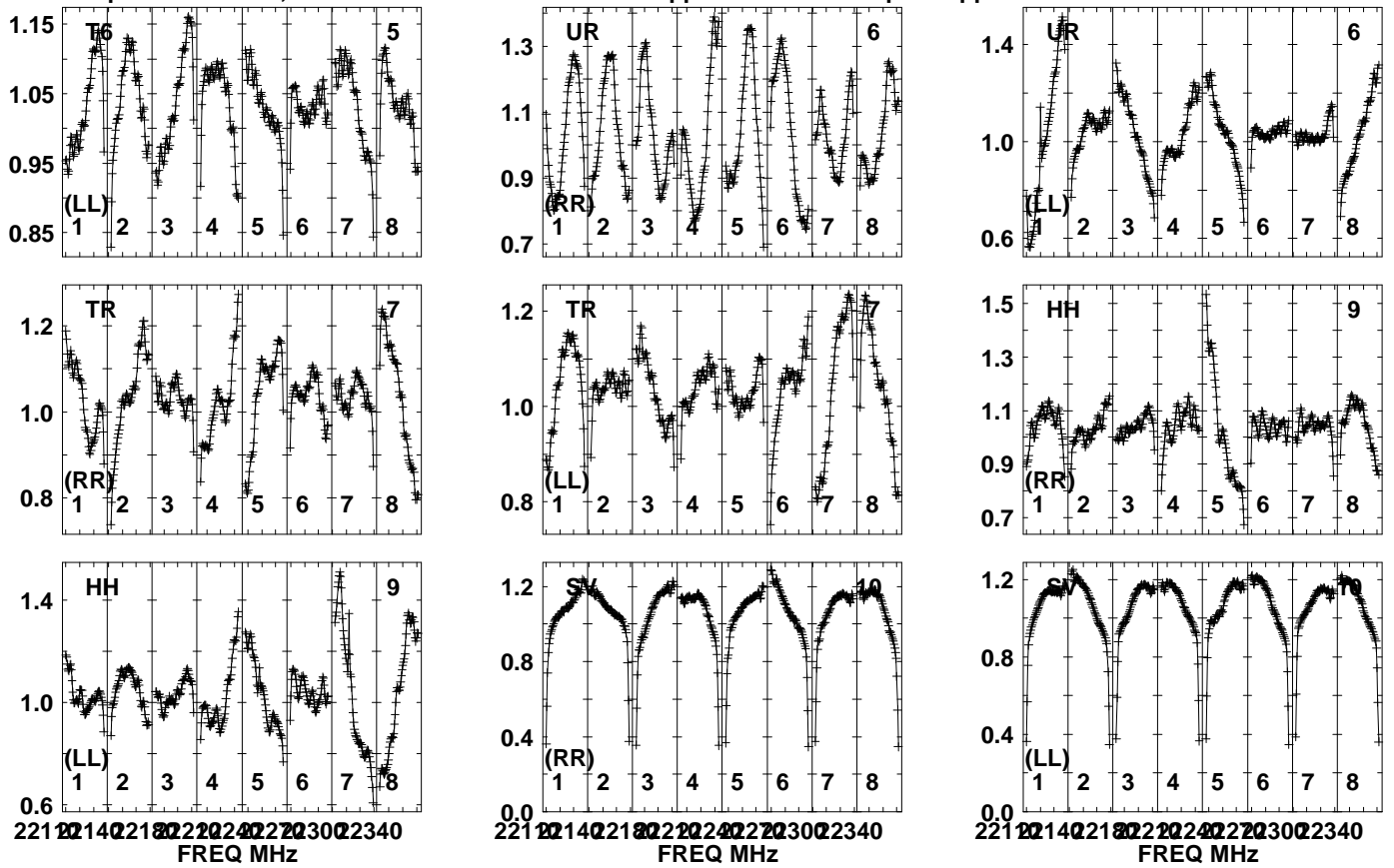
22100 22140 22180 22220 22260 22300 22340  
FREQ MHz

Lower frame: Real Jy  
Auto-corr total-power spectrum Antenna: \*  
Timerange: 00/14:03:01 to 00/14:06:59

Plot file version 13 created 16-APR-2021 22:49:46

J0530+1331 F21K1.UVDATA.1

Freq = 22.1080 GHz, Bw = 32.000 MH No calibration applied and no bandpass applied



Lower frame: Real Jy

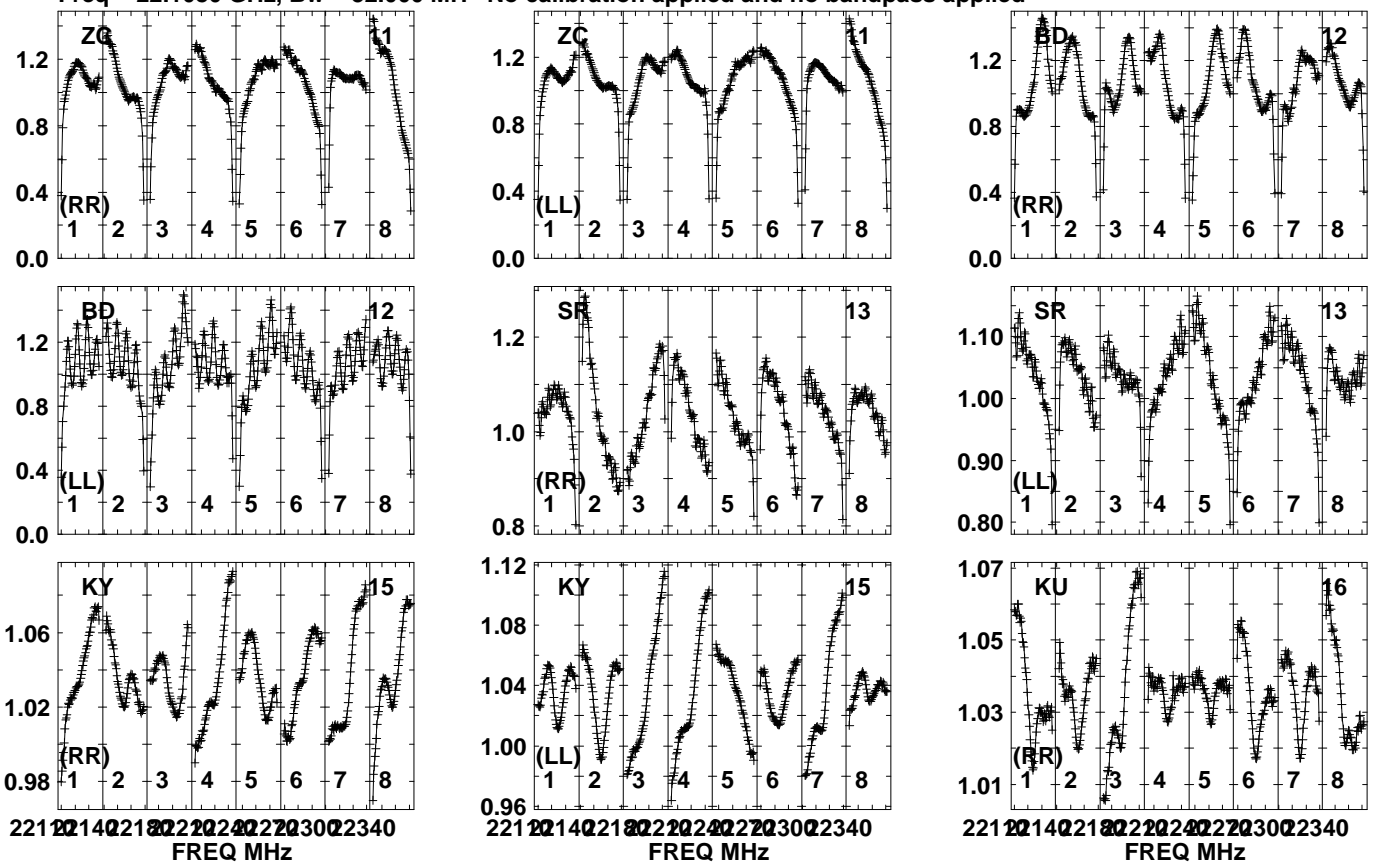
Auto-corr total-power spectrum Antenna: \*

Timerange: 00/14:03:01 to 00/14:06:59

Plot file version 14 created 16-APR-2021 22:49:47

J0530+1331 F21K1.UVDATA.1

Freq = 22.1080 GHz, Bw = 32.000 MH No calibration applied and no bandpass applied

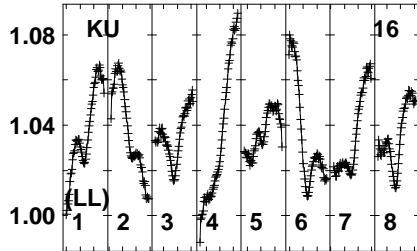


Lower frame: Real Jy  
Auto-corr total-power spectrum Antenna: \*  
Timerange: 00/14:03:01 to 00/14:06:59

Plot file version 15 created 16-APR-2021 22:49:47

J0530+1331 F21K1.UVDATA.1

Freq = 22.1080 GHz, Bw = 32.000 MH No calibration applied and no bandpass applied



Lower frame: Real Jy

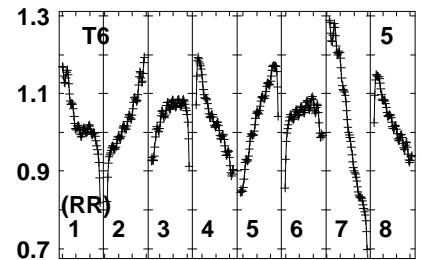
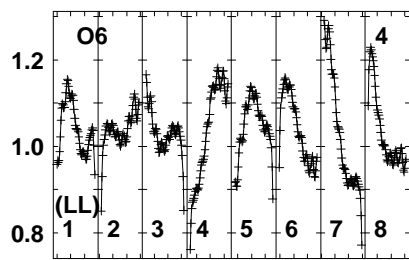
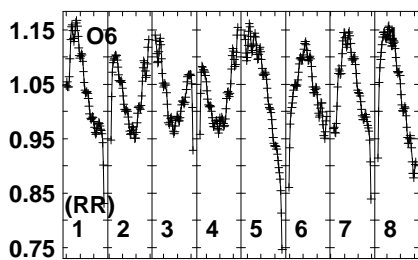
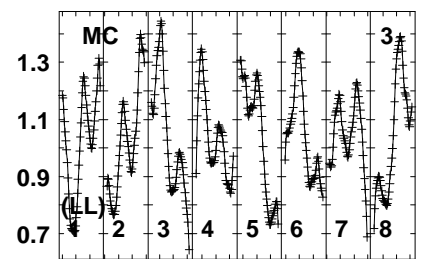
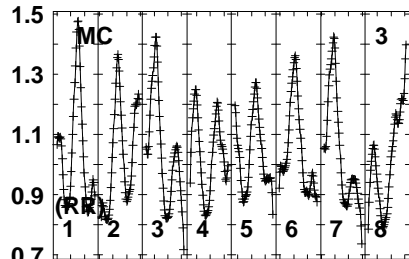
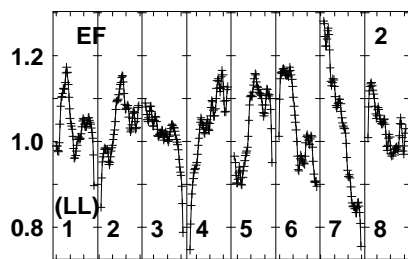
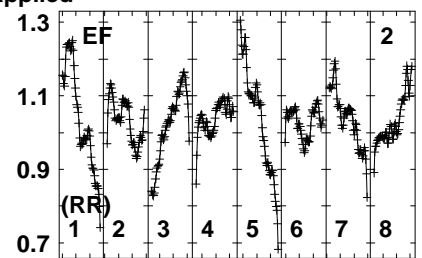
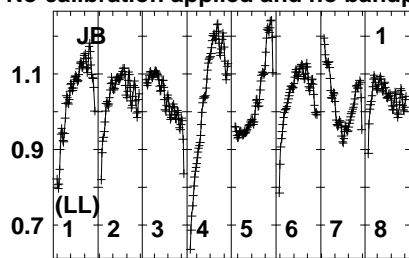
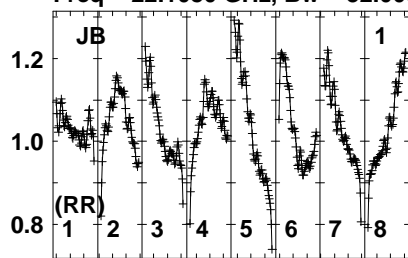
Auto-corr total-power spectrum Antenna: \*

Timerange: 00/14:03:01 to 00/14:06:59

Plot file version 16 created 16-APR-2021 22:49:48

J0530+1331 F21K1.UVDATA.1

Freq = 22.1080 GHz, Bw = 32.000 MH No calibration applied and no bandpass applied



221021402218022202224022202230022340  
FREQ MHz

221021402218022202224022202230022340  
FREQ MHz

221021402218022202224022202230022340  
FREQ MHz

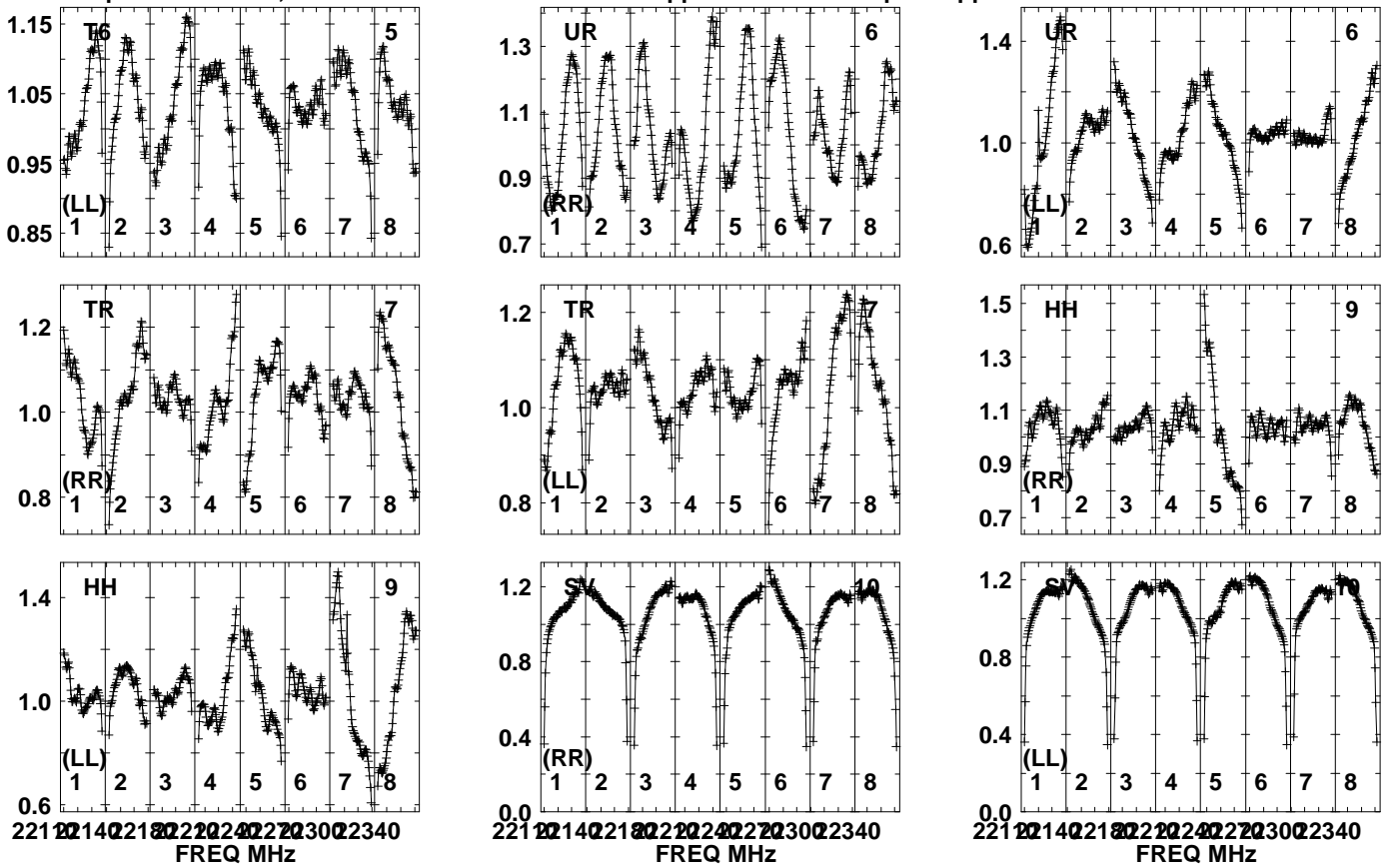
Lower frame: Real Jy  
Auto-corr total-power spectrum Antenna: \*  
Timerange: 00/14:10:01 to 00/14:19:59



Plot file version 17 created 16-APR-2021 22:49:48

J0530+1331 F21K1.UVDATA.1

Freq = 22.1080 GHz, Bw = 32.000 MH No calibration applied and no bandpass applied

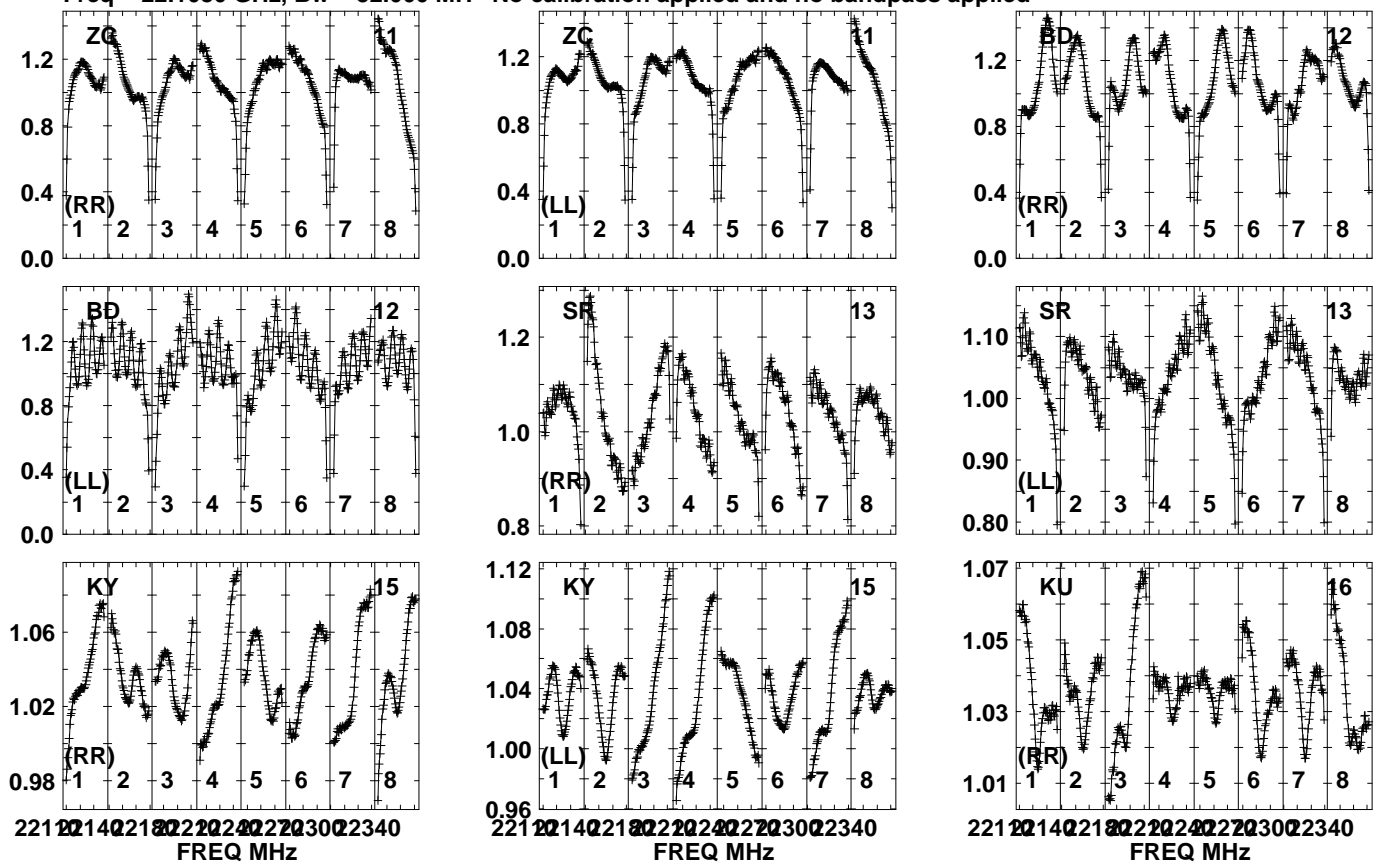


Lower frame: Real Jy  
Auto-corr total-power spectrum Antenna: \*  
Timerange: 00/14:10:01 to 00/14:19:59

Plot file version 18 created 16-APR-2021 22:49:49

J0530+1331 F21K1.UVDATA.1

Freq = 22.1080 GHz, Bw = 32.000 MH No calibration applied and no bandpass applied

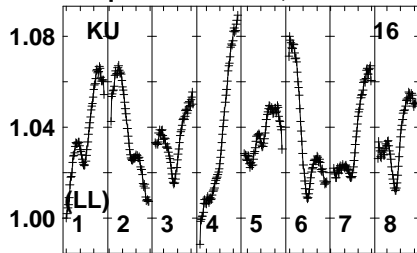


Lower frame: Real Jy  
Auto-corr total-power spectrum Antenna: \*  
Timerange: 00/14:10:01 to 00/14:19:59

Plot file version 19 created 16-APR-2021 22:49:50

J0530+1331 F21K1.UVDATA.1

Freq = 22.1080 GHz, Bw = 32.000 MH No calibration applied and no bandpass applied

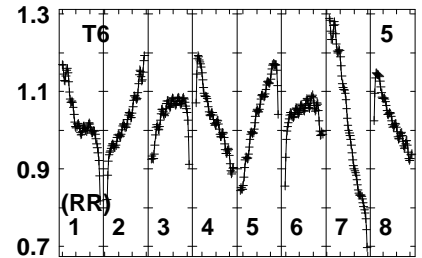
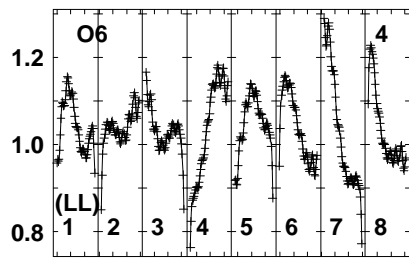
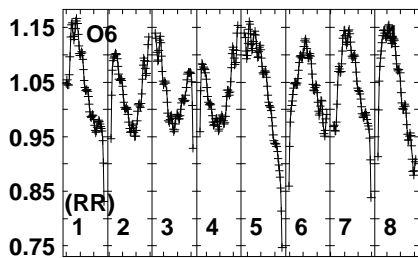
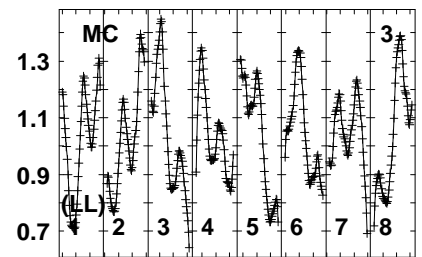
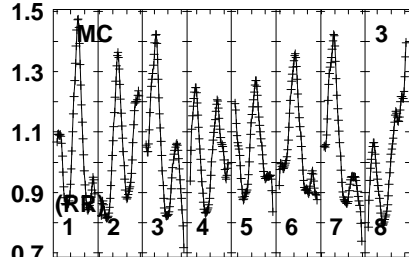
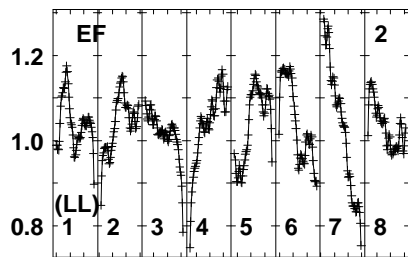
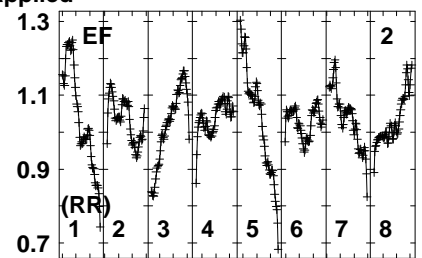
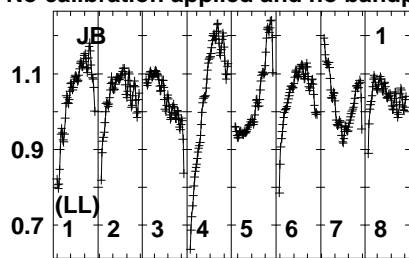
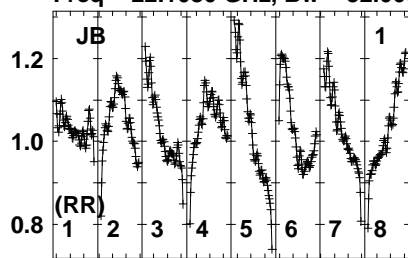


Lower frame: Real Jy  
Auto-corr total-power spectrum Antenna: \*  
Timerange: 00/14:10:01 to 00/14:19:59

Plot file version 20 created 16-APR-2021 22:49:50

J0530+1331 F21K1.UVDATA.1

Freq = 22.1080 GHz, Bw = 32.000 MH No calibration applied and no bandpass applied



22100 22140 22180 22220 22260 22300 22340  
FREQ MHz

22100 22140 22180 22220 22260 22300 22340  
FREQ MHz

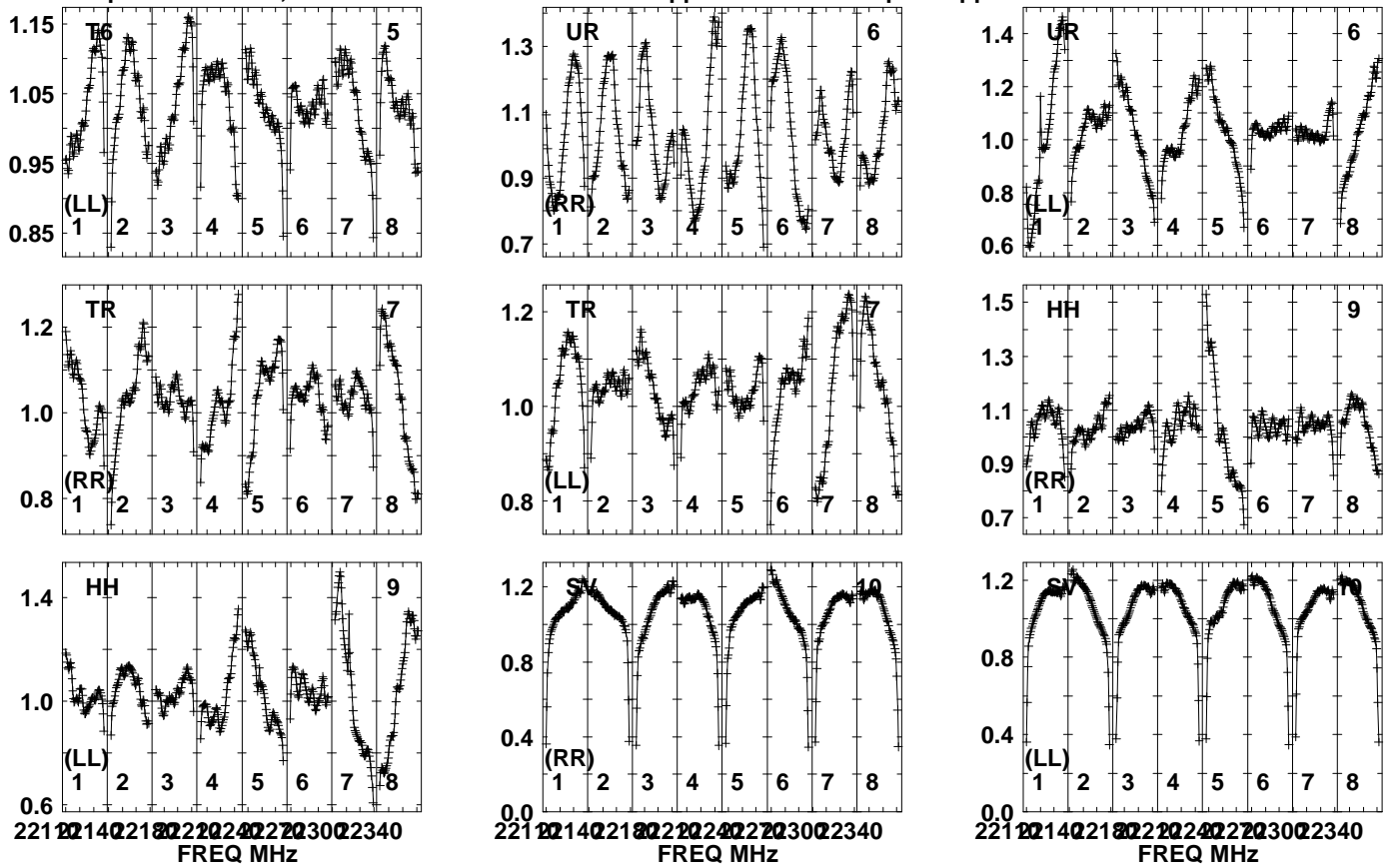
22100 22140 22180 22220 22260 22300 22340  
FREQ MHz

Lower frame: Real Jy  
Auto-corr total-power spectrum Antenna: \*  
Timerange: 00/14:23:01 to 00/14:26:59

Plot file version 21 created 16-APR-2021 22:49:50

J0530+1331 F21K1.UVDATA.1

Freq = 22.1080 GHz, Bw = 32.000 MH No calibration applied and no bandpass applied

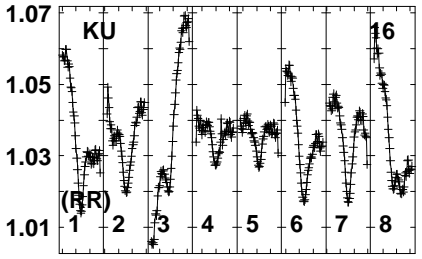
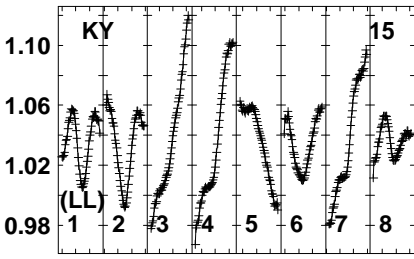
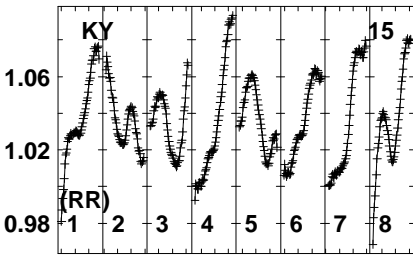
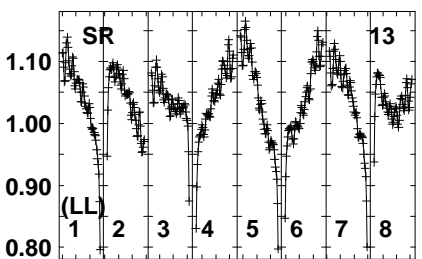
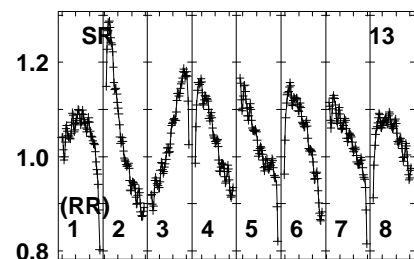
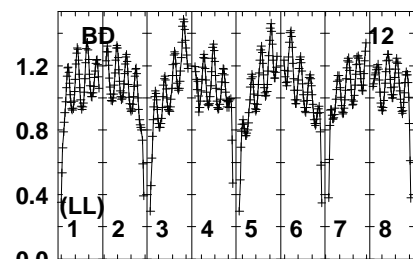
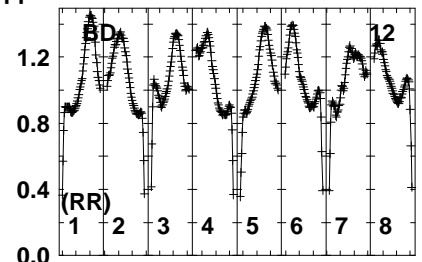
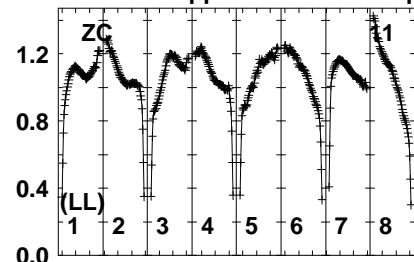
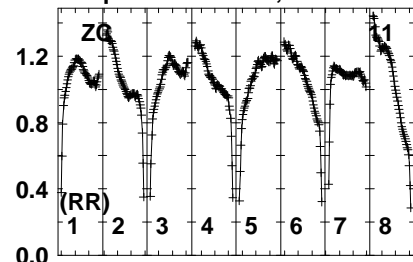


Lower frame: Real Jy  
Auto-corr total-power spectrum Antenna: \*  
Timerange: 00/14:23:01 to 00/14:26:59

Plot file version 22 created 16-APR-2021 22:49:50

J0530+1331 F21K1.UVDATA.1

Freq = 22.1080 GHz, Bw = 32.000 MH No calibration applied and no bandpass applied



2210214021802240228023202340  
FREQ MHz

2210214021802240228023202340  
FREQ MHz

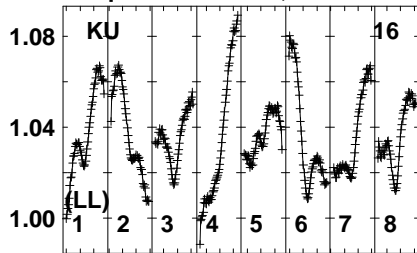
2210214021802240228023202340  
FREQ MHz

Lower frame: Real Jy  
Auto-corr total-power spectrum Antenna: \*  
Timerange: 00/14:23:01 to 00/14:26:59

Plot file version 23 created 16-APR-2021 22:49:50

J0530+1331 F21K1.UVDATA.1

Freq = 22.1080 GHz, Bw = 32.000 MH No calibration applied and no bandpass applied



Lower frame: Real Jy

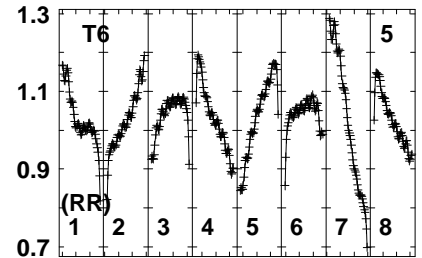
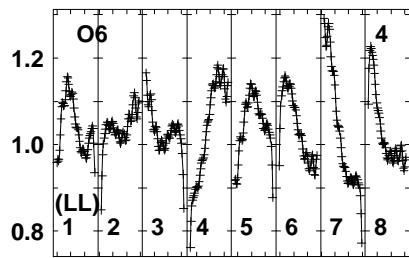
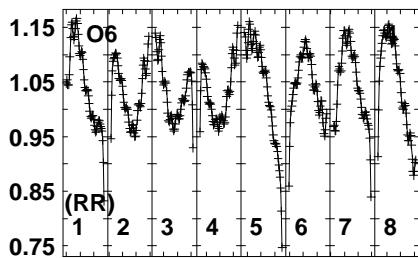
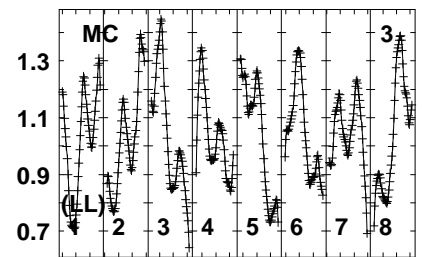
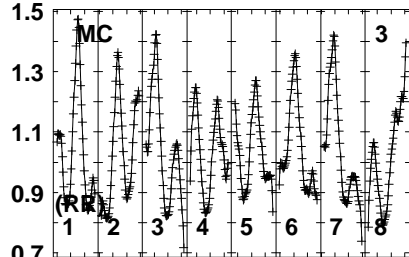
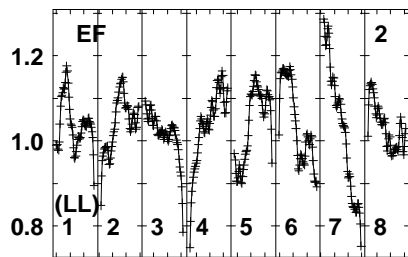
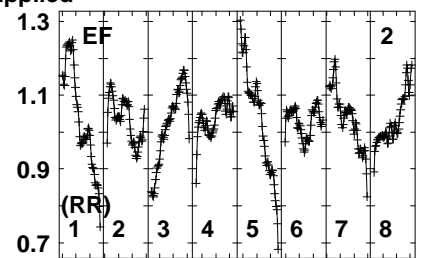
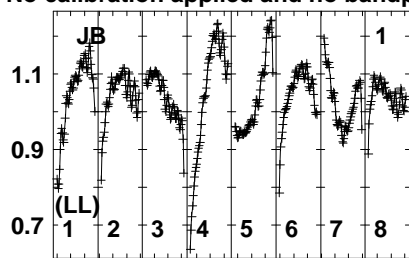
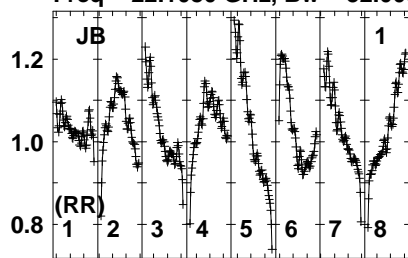
Auto-corr total-power spectrum Antenna: \*

Timerange: 00/14:23:01 to 00/14:26:59

Plot file version 24 created 16-APR-2021 22:49:50

J0530+1331 F21K1.UVDATA.1

Freq = 22.1080 GHz, Bw = 32.000 MH No calibration applied and no bandpass applied



22100 22140 22180 22220 22260 22300 22340  
FREQ MHz

22100 22140 22180 22220 22260 22300 22340  
FREQ MHz

22100 22140 22180 22220 22260 22300 22340  
FREQ MHz

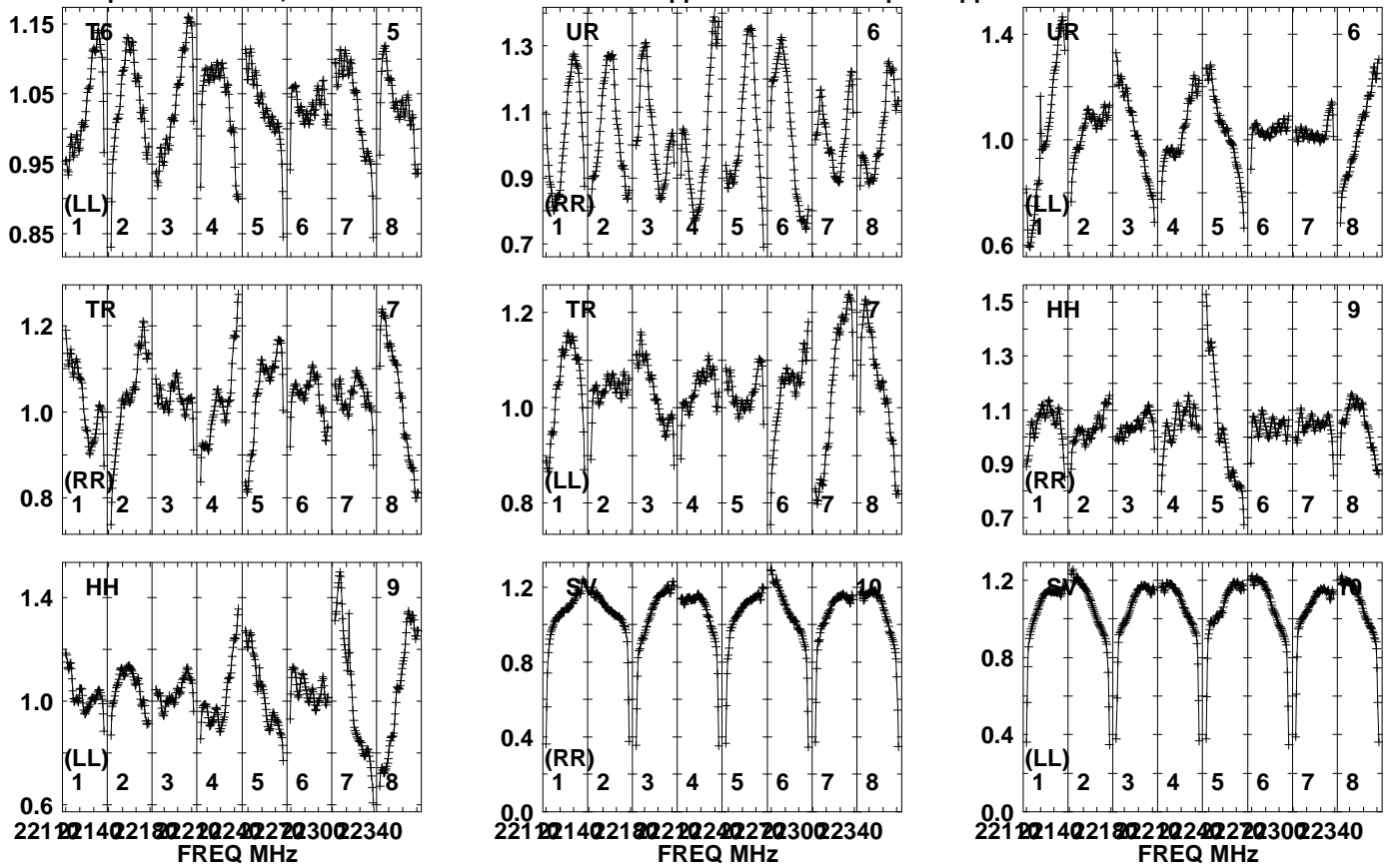
Lower frame: Real Jy  
Auto-corr total-power spectrum Antenna: \*  
Timerange: 00/14:28:01 to 00/14:29:59



Plot file version 25 created 16-APR-2021 22:49:51

J0530+1331 F21K1.UVDATA.1

Freq = 22.1080 GHz, Bw = 32.000 MH No calibration applied and no bandpass applied

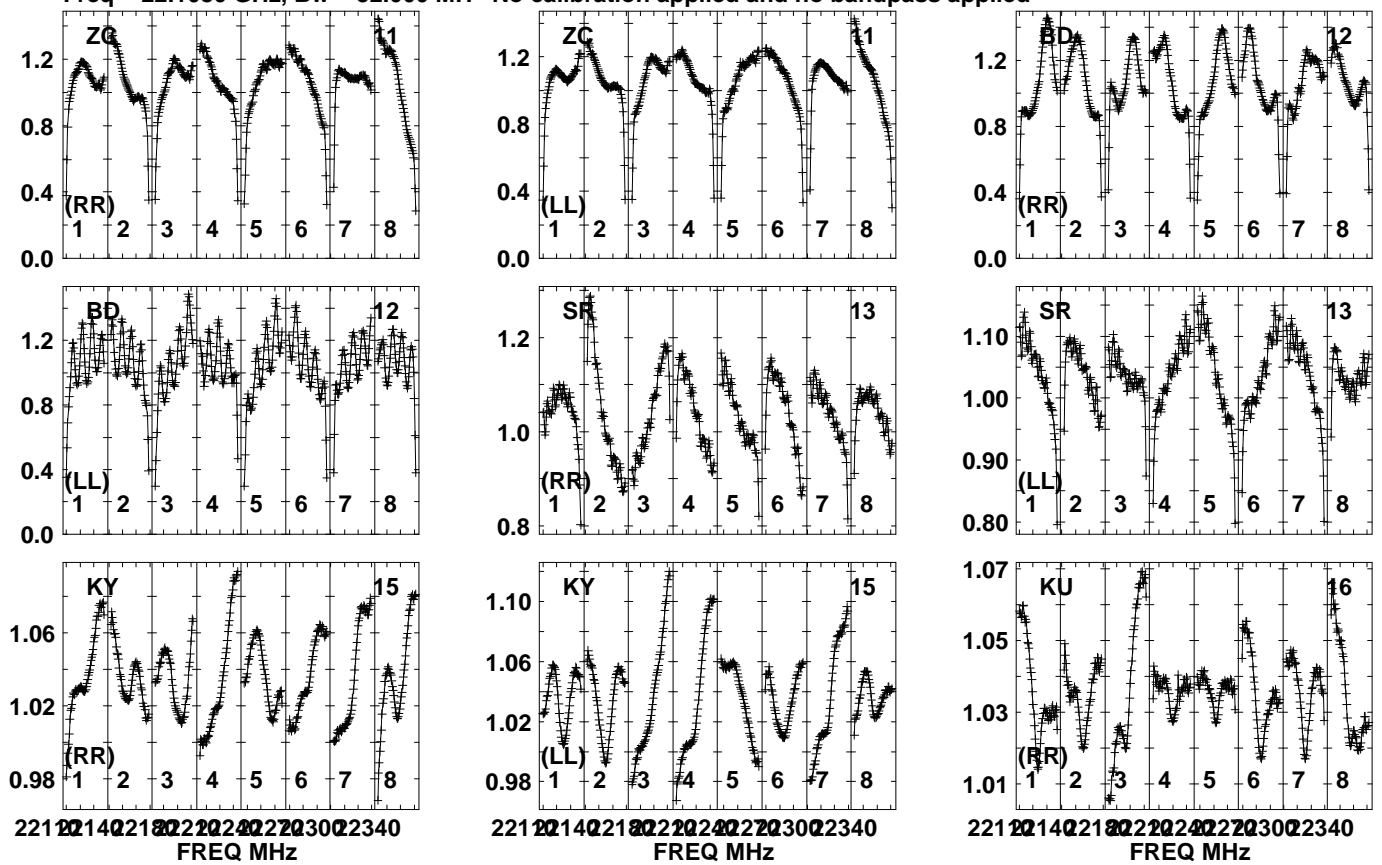


Lower frame: Real Jy  
Auto-corr total-power spectrum Antenna: \*  
Timerange: 00/14:28:01 to 00/14:29:59

Plot file version 26 created 16-APR-2021 22:49:51

J0530+1331 F21K1.UVDATA.1

Freq = 22.1080 GHz, Bw = 32.000 MH No calibration applied and no bandpass applied

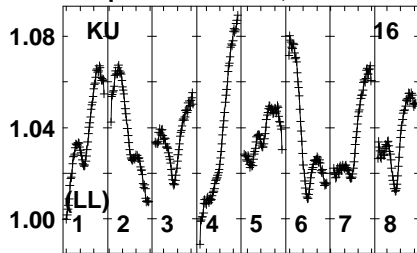


Lower frame: Real Jy  
Auto-corr total-power spectrum Antenna: \*  
Timerange: 00/14:28:01 to 00/14:29:59

Plot file version 27 created 16-APR-2021 22:49:51

J0530+1331 F21K1.UVDATA.1

Freq = 22.1080 GHz, Bw = 32.000 MH No calibration applied and no bandpass applied



Lower frame: Real Jy  
Auto-corr total-power spectrum Antenna: \*  
Timerange: 00/14:28:01 to 00/14:29:59