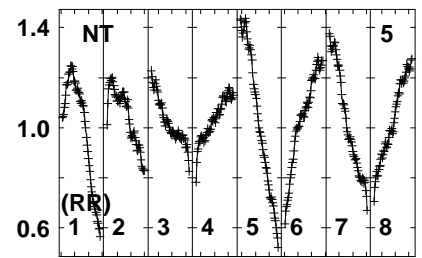
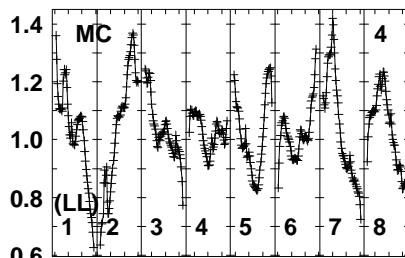
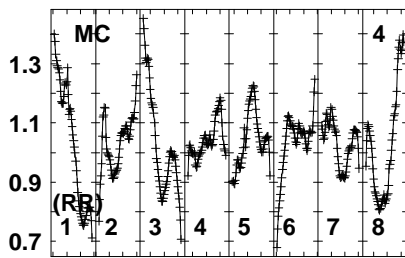
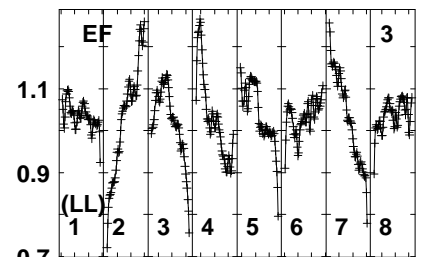
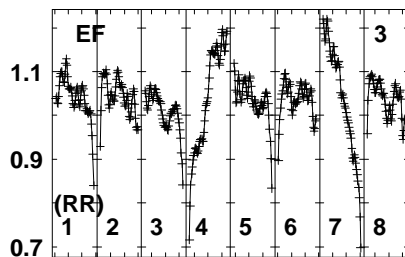
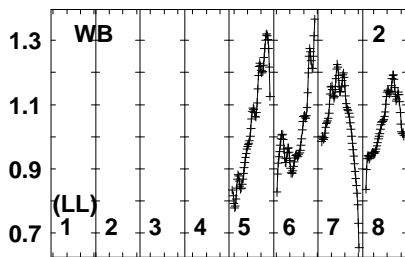
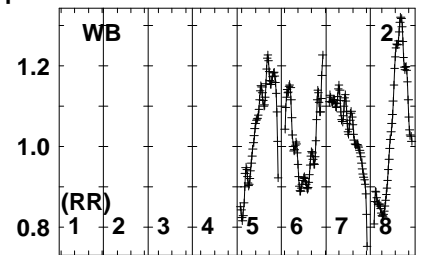
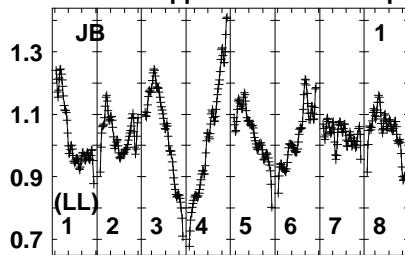
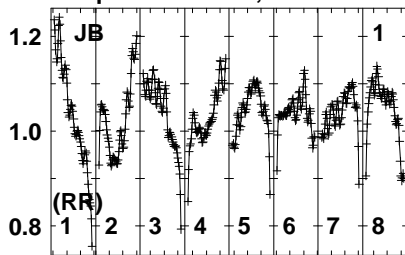


Plot file version 1 created 06-MAR-2023 10:13:55

J1824+5651 FR064 1.UVDATA.1

Freq = 4.7990 GHz, Bw = 32.000 MH No calibration applied and no bandpass applied



480083048709009309605005030
FREQ MHz

480083048709009309605005030
FREQ MHz

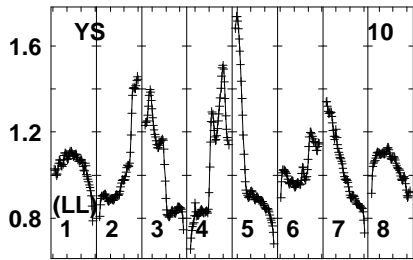
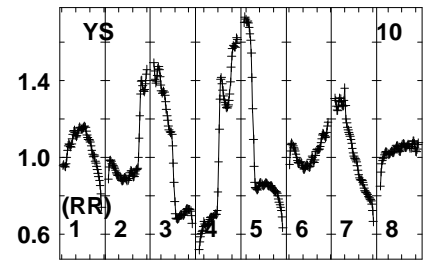
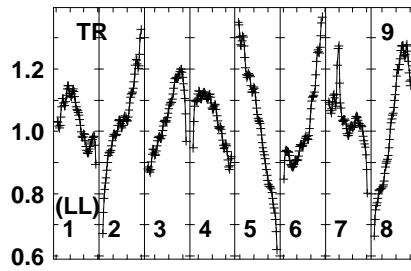
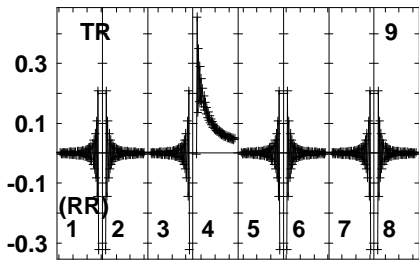
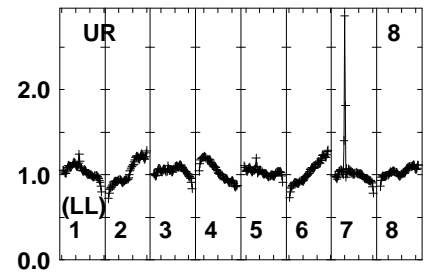
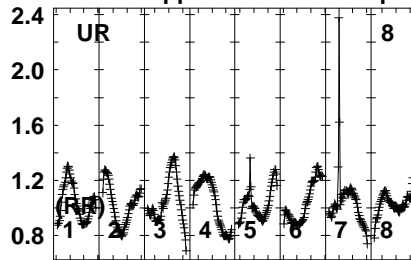
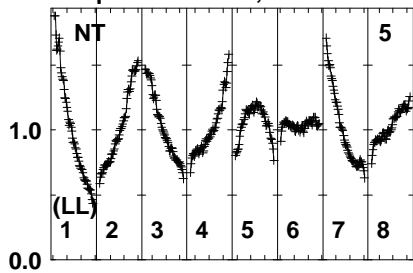
480083048709009309605005030
FREQ MHz

Lower frame: Real Jy
Auto-corr total-power spectrum Antenna: *
Timerange: 00/05:00:01 to 00/05:06:59

Plot file version 2 created 06-MAR-2023 10:13:55

J1824+5651 FR064 1.UVDATA.1

Freq = 4.7990 GHz, Bw = 32.000 MH No calibration applied and no bandpass applied



4800830 4870900 4930960 50005030

FREQ MHz

Lower frame: Real Jy

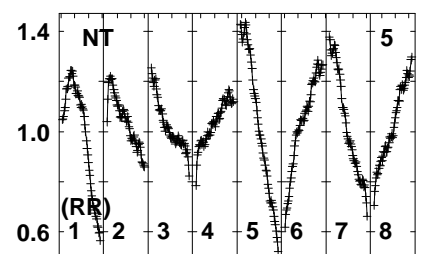
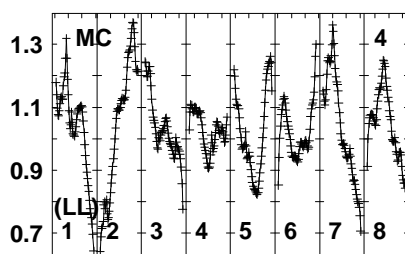
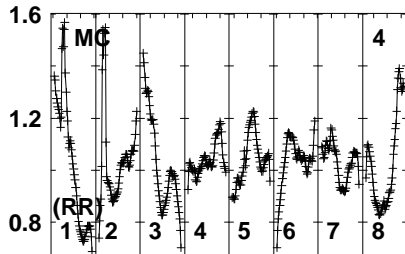
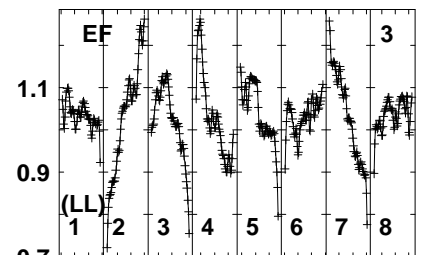
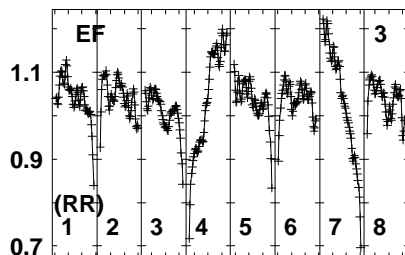
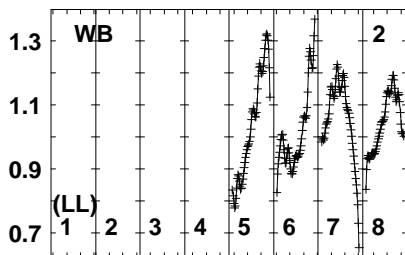
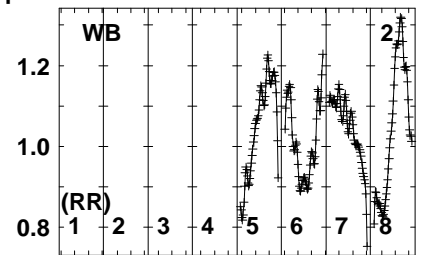
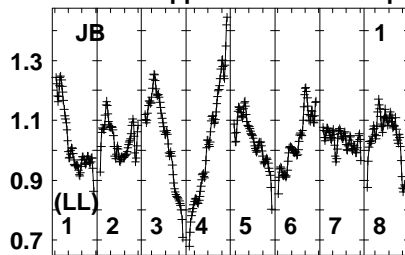
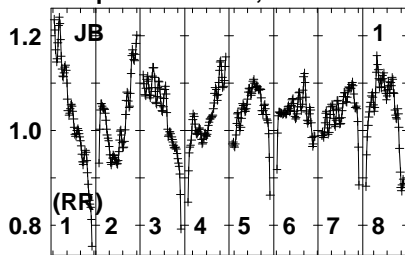
Auto-corr total-power spectrum Antenna: *

Timerange: 00/05:00:01 to 00/05:06:59

Plot file version 3 created 06-MAR-2023 10:13:55

J2022+6136 FR064 1.UVDATA.1

Freq = 4.7990 GHz, Bw = 32.000 MH No calibration applied and no bandpass applied



480083048709009309605005030
FREQ MHz

480083048709009309605005030
FREQ MHz

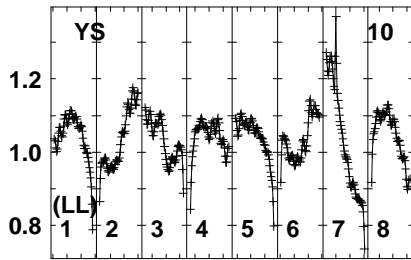
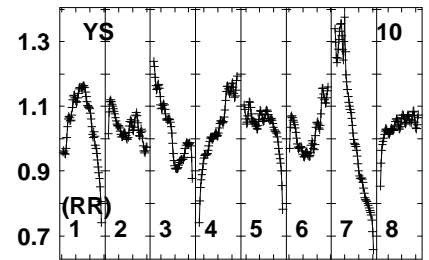
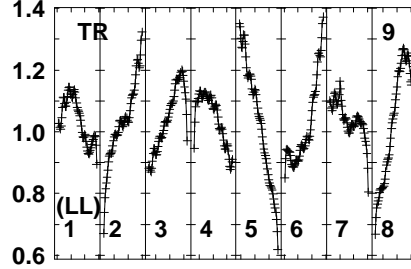
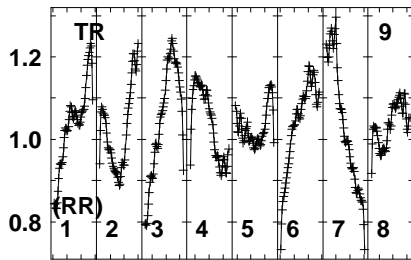
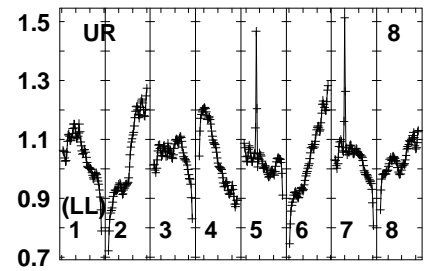
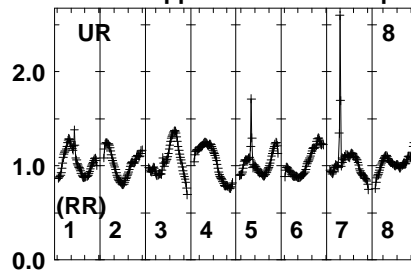
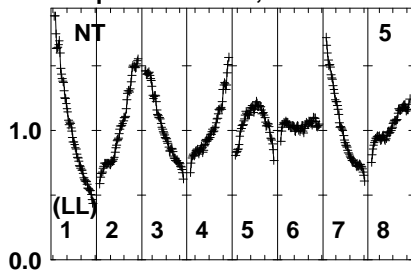
480083048709009309605005030
FREQ MHz

Lower frame: Real Jy
Auto-corr total-power spectrum Antenna: *
Timerange: 00/05:09:01 to 00/05:15:59

Plot file version 4 created 06-MAR-2023 10:13:55

J2022+6136 FR064 1.UVDATA.1

Freq = 4.7990 GHz, Bw = 32.000 MH No calibration applied and no bandpass applied



4800830 4870900 4930960 50005030

FREQ MHz

Lower frame: Real Jy

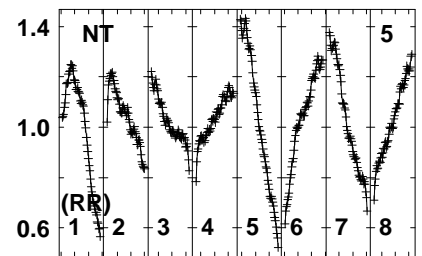
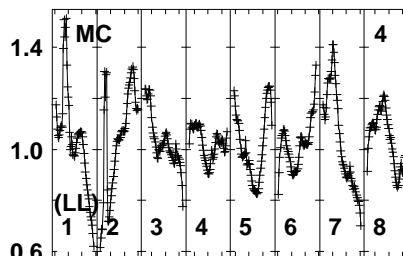
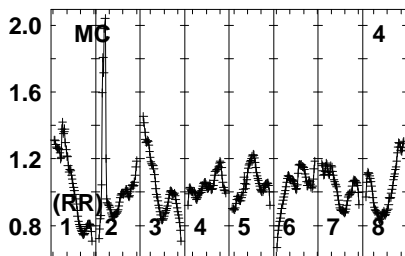
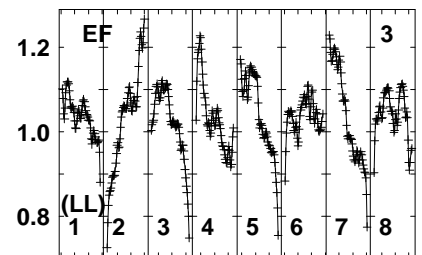
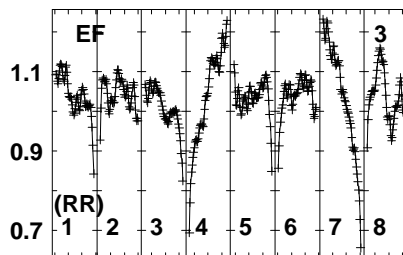
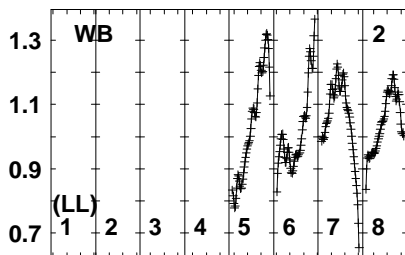
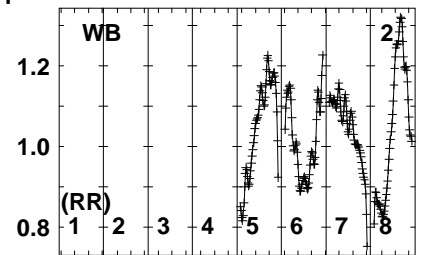
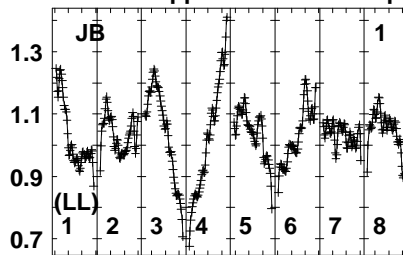
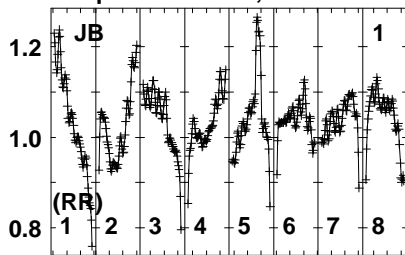
Auto-corr total-power spectrum Antenna: *

Timerange: 00/05:09:01 to 00/05:15:59

Plot file version 5 created 06-MAR-2023 10:13:56

J1824+5651 FR064 1.UVDATA.1

Freq = 4.7990 GHz, Bw = 32.000 MH No calibration applied and no bandpass applied



480083048709009309605005030
FREQ MHz

480083048709009309605005030
FREQ MHz

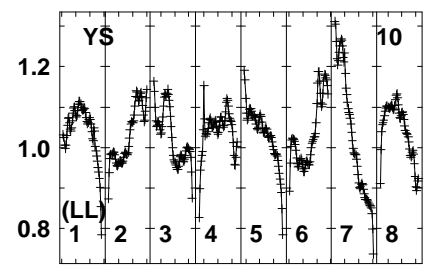
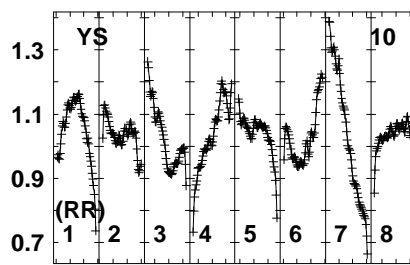
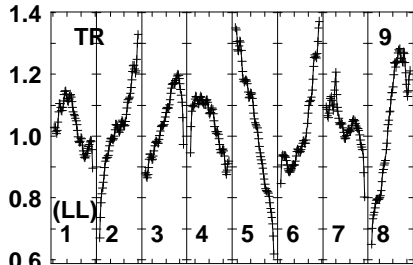
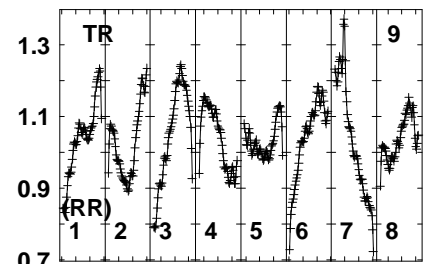
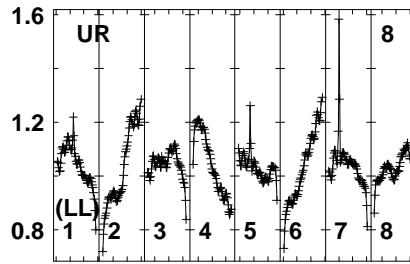
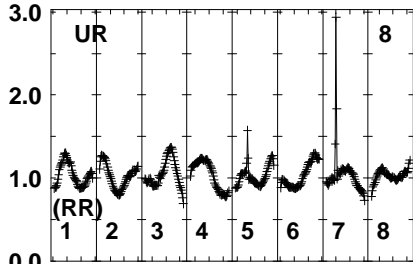
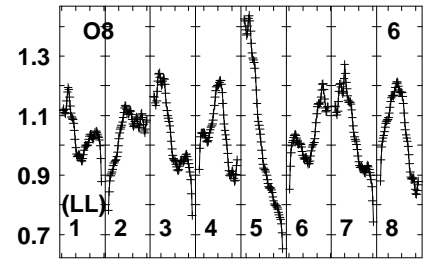
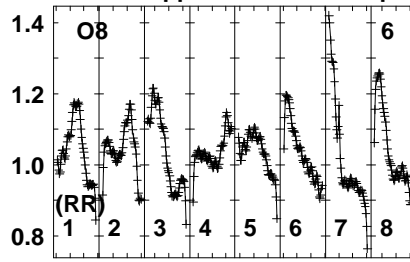
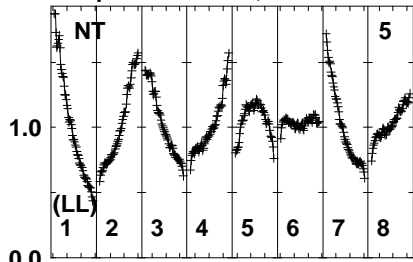
480083048709009309605005030
FREQ MHz

Lower frame: Real Jy
Auto-corr total-power spectrum Antenna: *
Timerange: 00/05:38:01 to 00/05:44:59

Plot file version 6 created 06-MAR-2023 10:13:56

J1824+5651 FR064 1.UVDATA.1

Freq = 4.7990 GHz, Bw = 32.000 MH No calibration applied and no bandpass applied



4800 830 4870 900 930 960 500 5030
FREQ MHz

4800 830 4870 900 930 960 500 5030
FREQ MHz

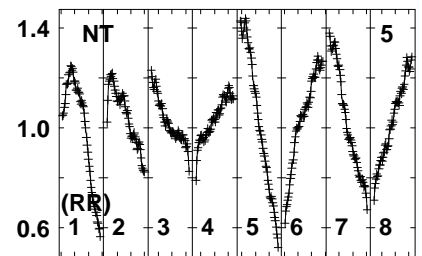
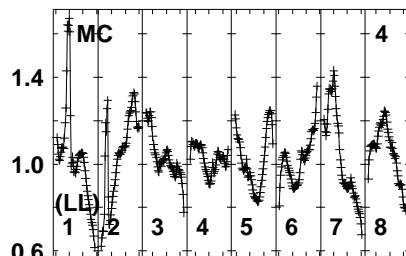
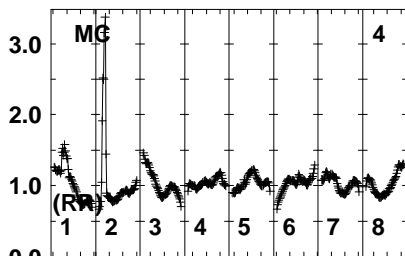
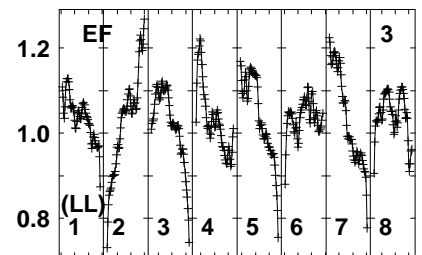
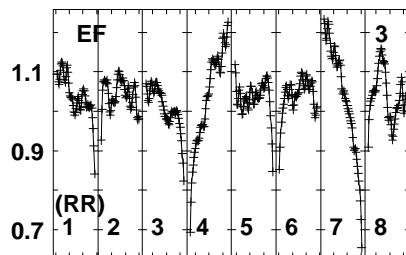
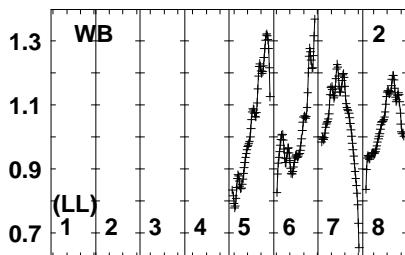
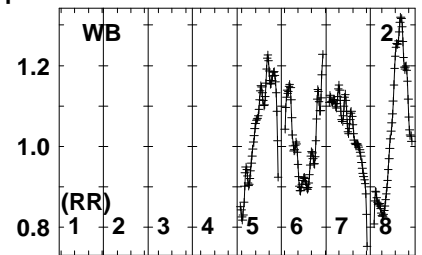
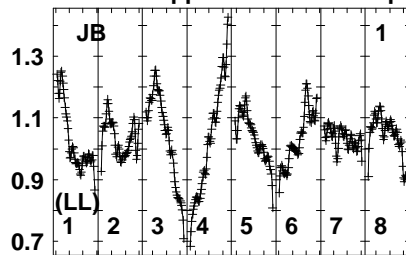
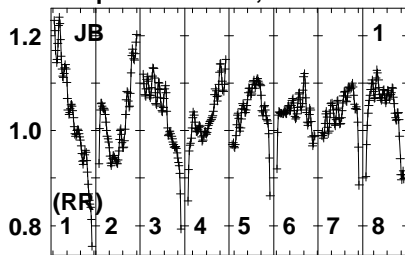
4800 830 4870 900 930 960 500 5030
FREQ MHz

Lower frame: Real Jy
Auto-corr total-power spectrum Antenna: *
Timerange: 00/05:38:01 to 00/05:44:59

Plot file version 7 created 06-MAR-2023 10:13:56

J2022+6136 FR064 1.UVDATA.1

Freq = 4.7990 GHz, Bw = 32.000 MH No calibration applied and no bandpass applied



480083048709009309605005030
FREQ MHz

480083048709009309605005030
FREQ MHz

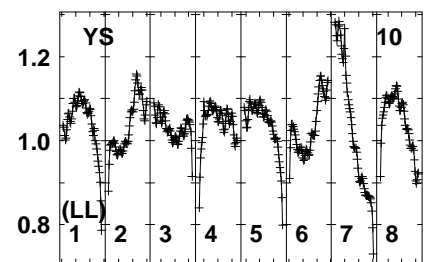
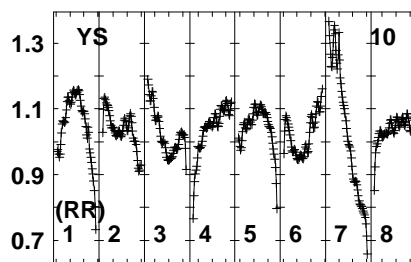
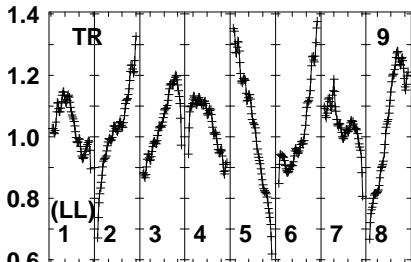
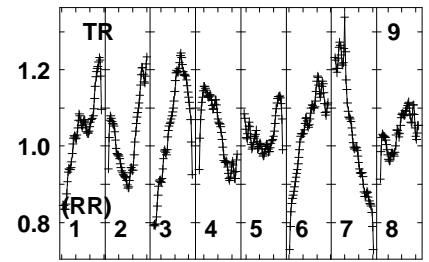
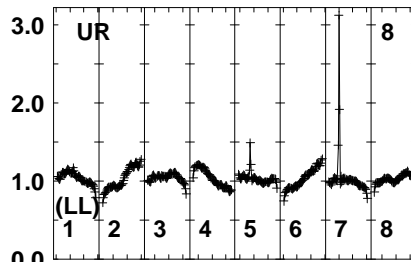
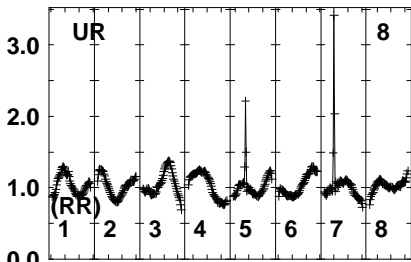
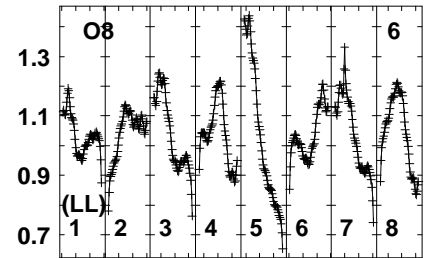
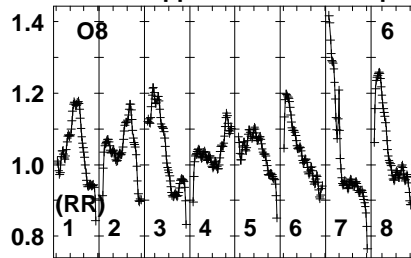
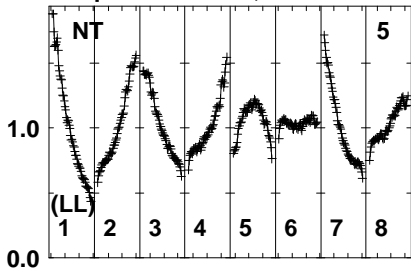
480083048709009309605005030
FREQ MHz

Lower frame: Real Jy
Auto-corr total-power spectrum Antenna: *
Timerange: 00/05:47:01 to 00/05:53:59

Plot file version 8 created 06-MAR-2023 10:13:57

J2022+6136 FR064 1.UVDATA.1

Freq = 4.7990 GHz, Bw = 32.000 MH No calibration applied and no bandpass applied



4800 830 4870 900 930 960 500 530
FREQ MHz

4800 830 4870 900 930 960 500 530
FREQ MHz

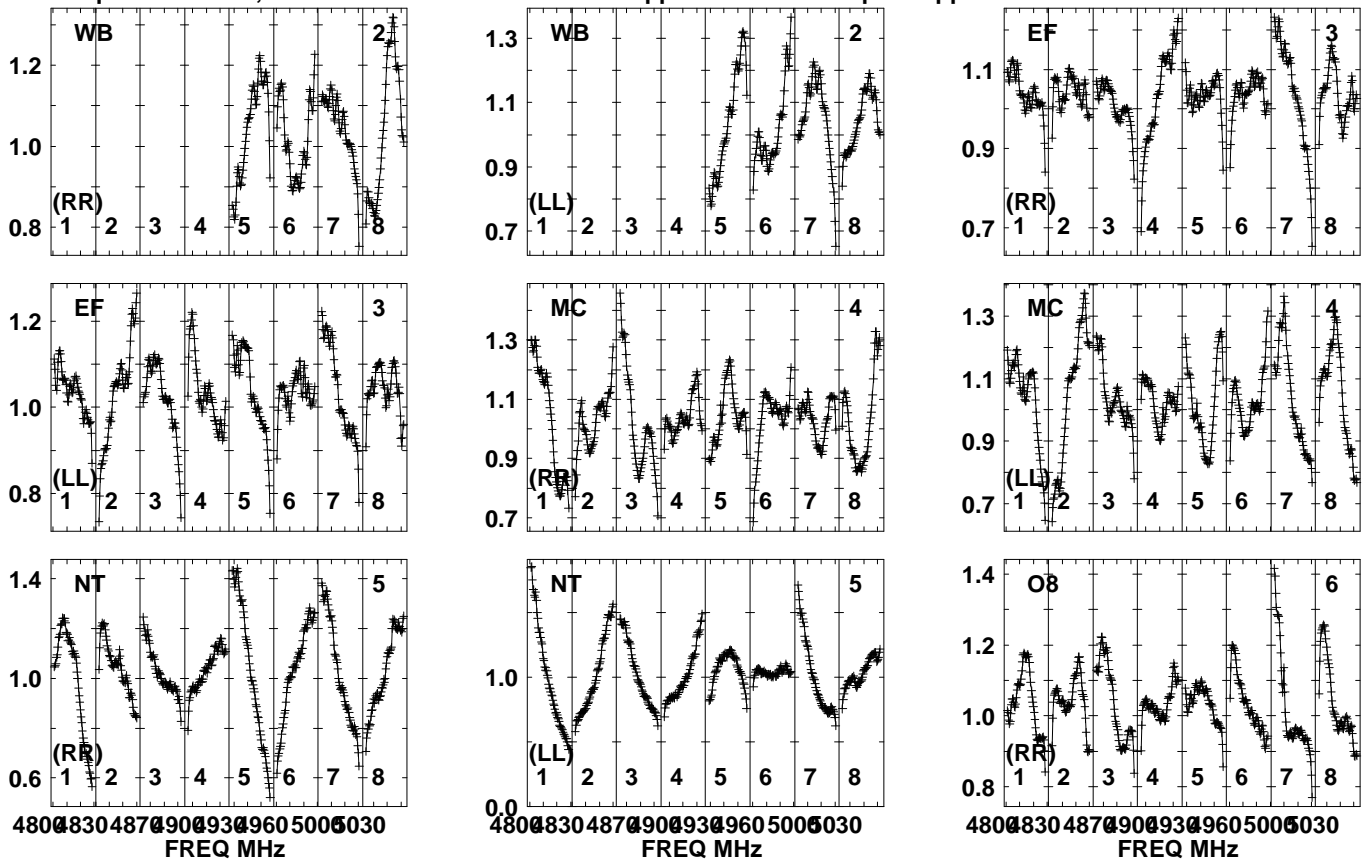
4800 830 4870 900 930 960 500 530
FREQ MHz

Lower frame: Real Jy
Auto-corr total-power spectrum Antenna: *
Timerange: 00/05:47:01 to 00/05:53:59

Plot file version 9 created 06-MAR-2023 10:13:57

J0359+5057 FR064 1.UVDATA.1

Freq = 4.7990 GHz, Bw = 32.000 MH No calibration applied and no bandpass applied

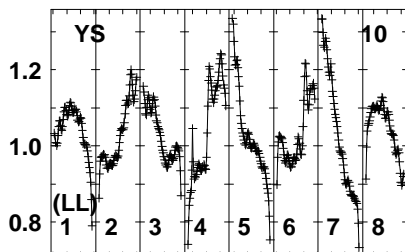
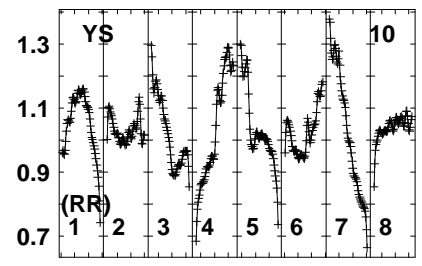
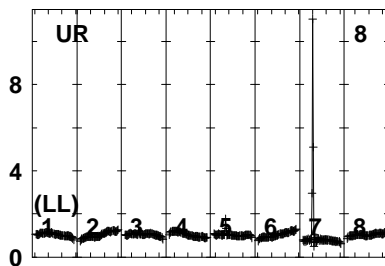
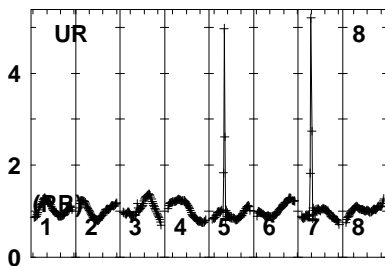
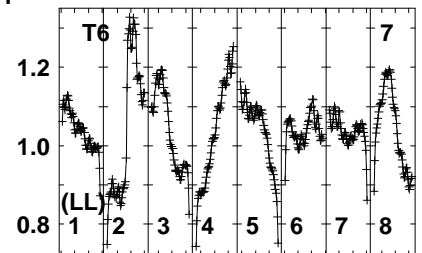
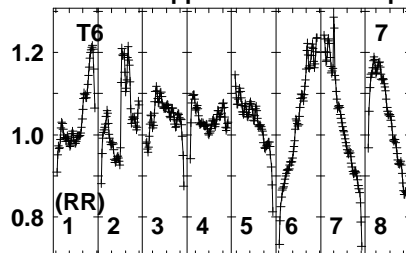
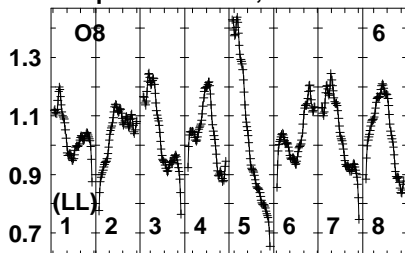


Lower frame: Real Jy
Auto-corr total-power spectrum Antenna: *
Timerange: 00/06:19:31 to 00/06:21:29

Plot file version 10 created 06-MAR-2023 10:13:57

J0359+5057 FR064 1.UVDATA.1

Freq = 4.7990 GHz, Bw = 32.000 MH No calibration applied and no bandpass applied



480083048709009309605005030

FREQ MHz

Lower frame: Real Jy

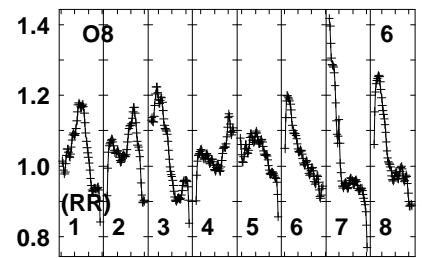
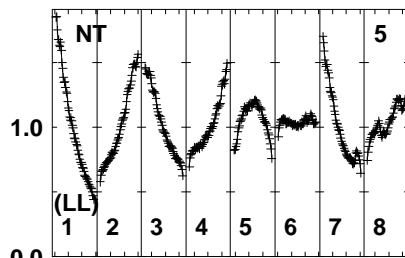
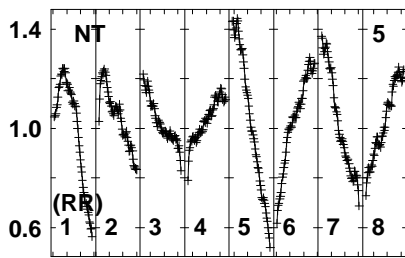
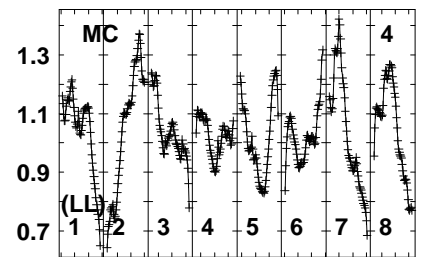
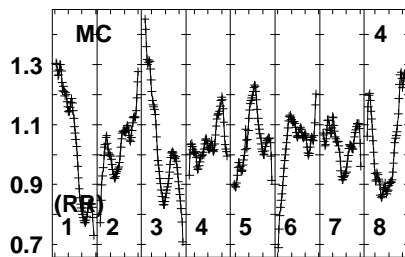
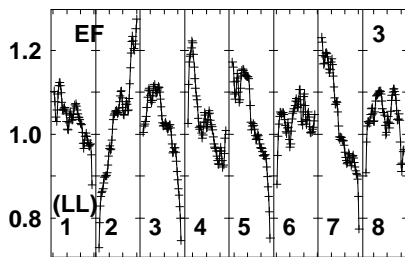
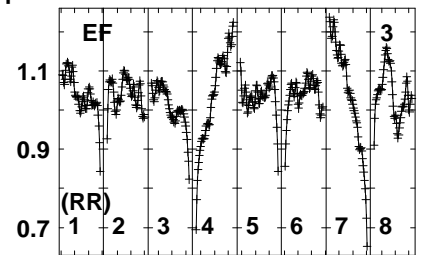
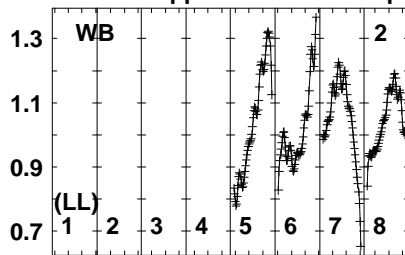
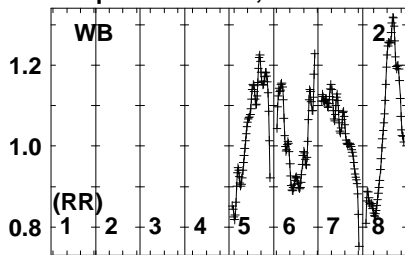
Auto-corr total-power spectrum Antenna: *

Timerange: 00/06:19:31 to 00/06:21:29

Plot file version 11 created 06-MAR-2023 10:13:57

J0350+5138 FR064 1.UVDATA.1

Freq = 4.7990 GHz, Bw = 32.000 MH No calibration applied and no bandpass applied



480083048709009309605005030
FREQ MHz

480083048709009309605005030
FREQ MHz

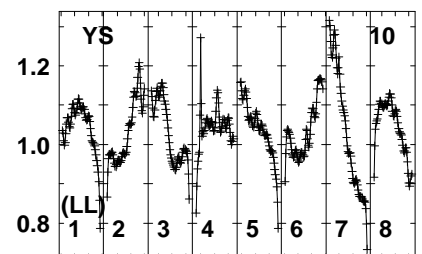
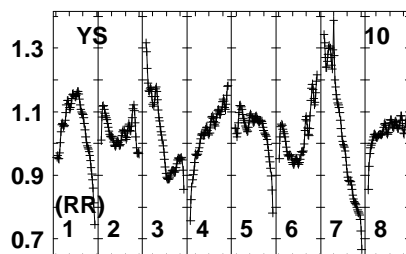
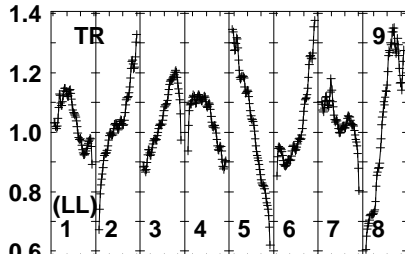
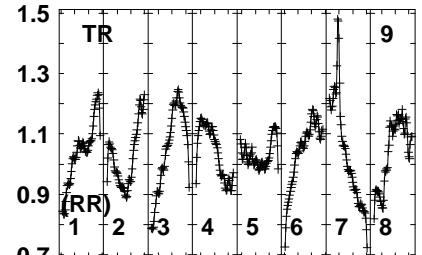
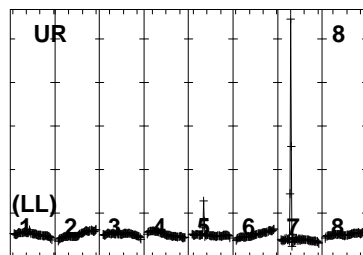
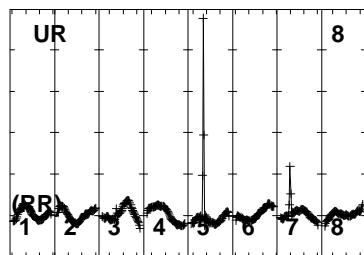
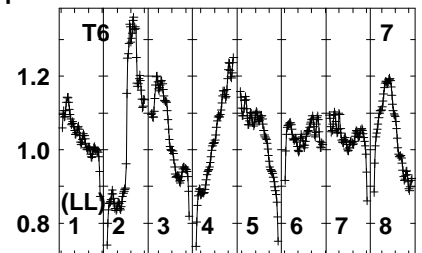
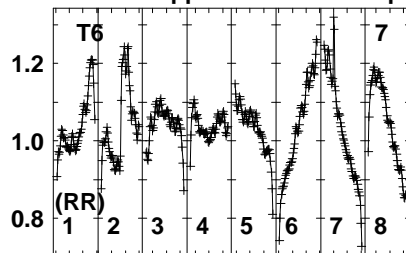
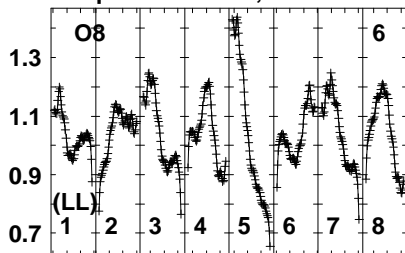
480083048709009309605005030
FREQ MHz

Lower frame: Real Jy
Auto-corr total-power spectrum Antenna: *
Timerange: 00/06:21:31 to 00/06:24:59

Plot file version 12 created 06-MAR-2023 10:13:57

J0350+5138 FR064 1.UVDATA.1

Freq = 4.7990 GHz, Bw = 32.000 MH No calibration applied and no bandpass applied



480083048709009309605005030
FREQ MHz

480083048709009309605005030
FREQ MHz

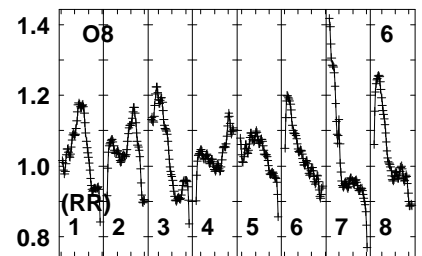
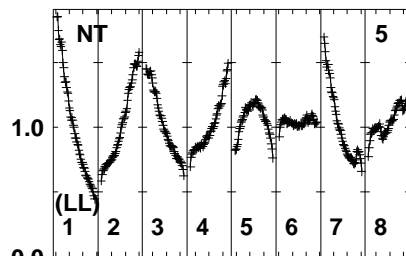
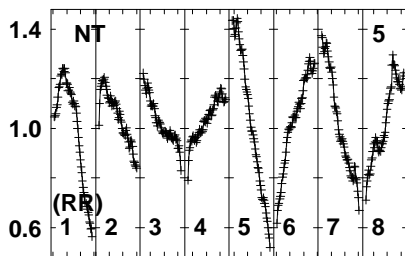
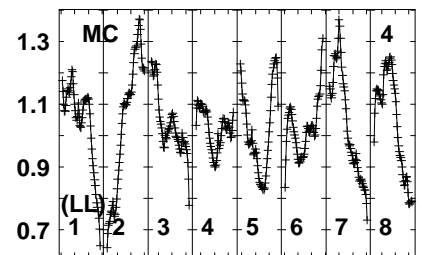
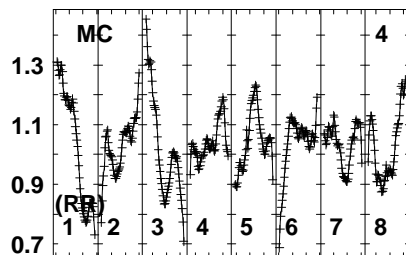
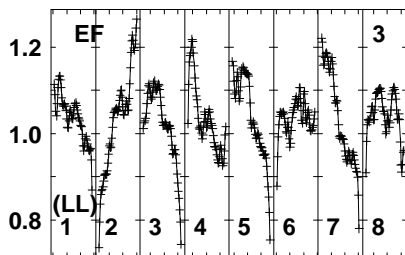
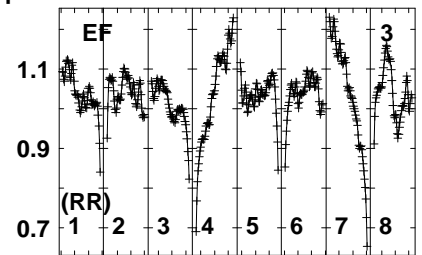
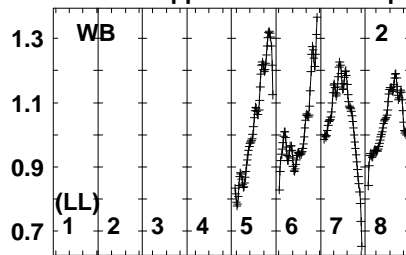
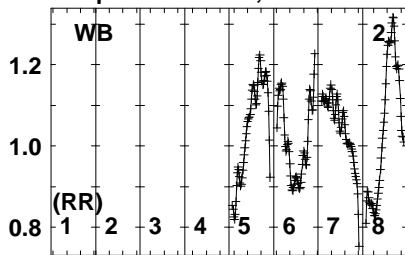
480083048709009309605005030
FREQ MHz

Lower frame: Real Jy
Auto-corr total-power spectrum Antenna: *
Timerange: 00/06:21:31 to 00/06:24:59

Plot file version 13 created 06-MAR-2023 10:13:57

J0359+5057 FR064 1.UVDATA.1

Freq = 4.7990 GHz, Bw = 32.000 MH No calibration applied and no bandpass applied



480083048709009309605005030
FREQ MHz

480083048709009309605005030
FREQ MHz

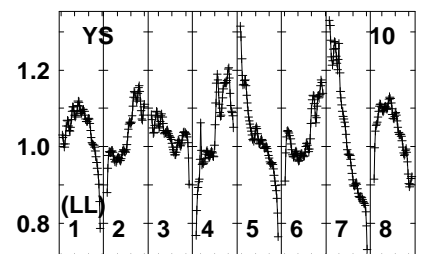
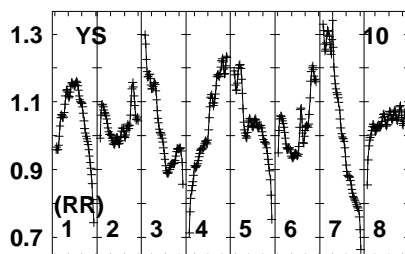
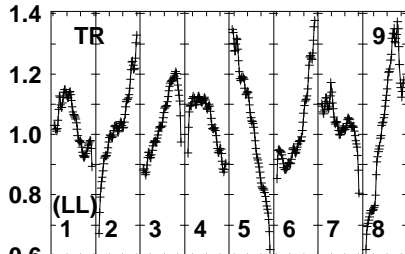
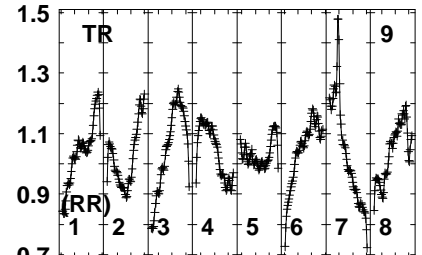
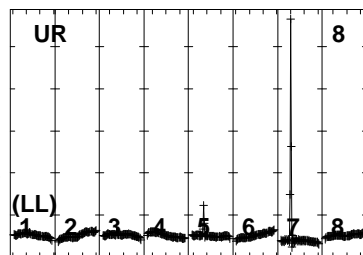
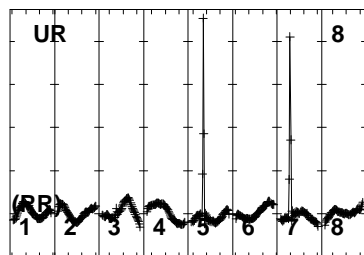
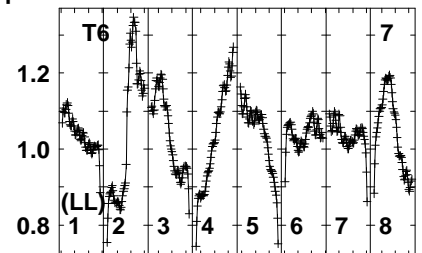
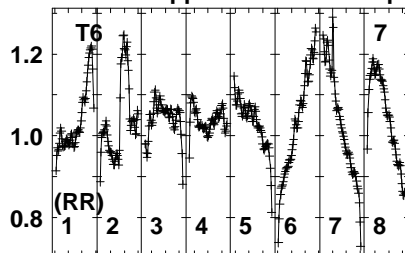
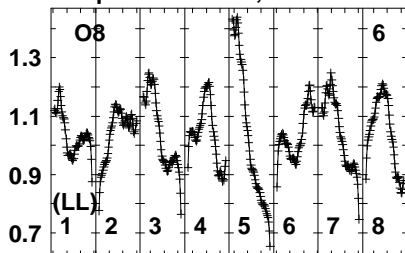
480083048709009309605005030
FREQ MHz

Lower frame: Real Jy
Auto-corr total-power spectrum Antenna: *
Timerange: 00/06:25:03 to 00/06:26:59

Plot file version 14 created 06-MAR-2023 10:13:58

J0359+5057 FR064 1.UVDATA.1

Freq = 4.7990 GHz, Bw = 32.000 MH No calibration applied and no bandpass applied



480083048709009309605005030
FREQ MHz

480083048709009309605005030
FREQ MHz

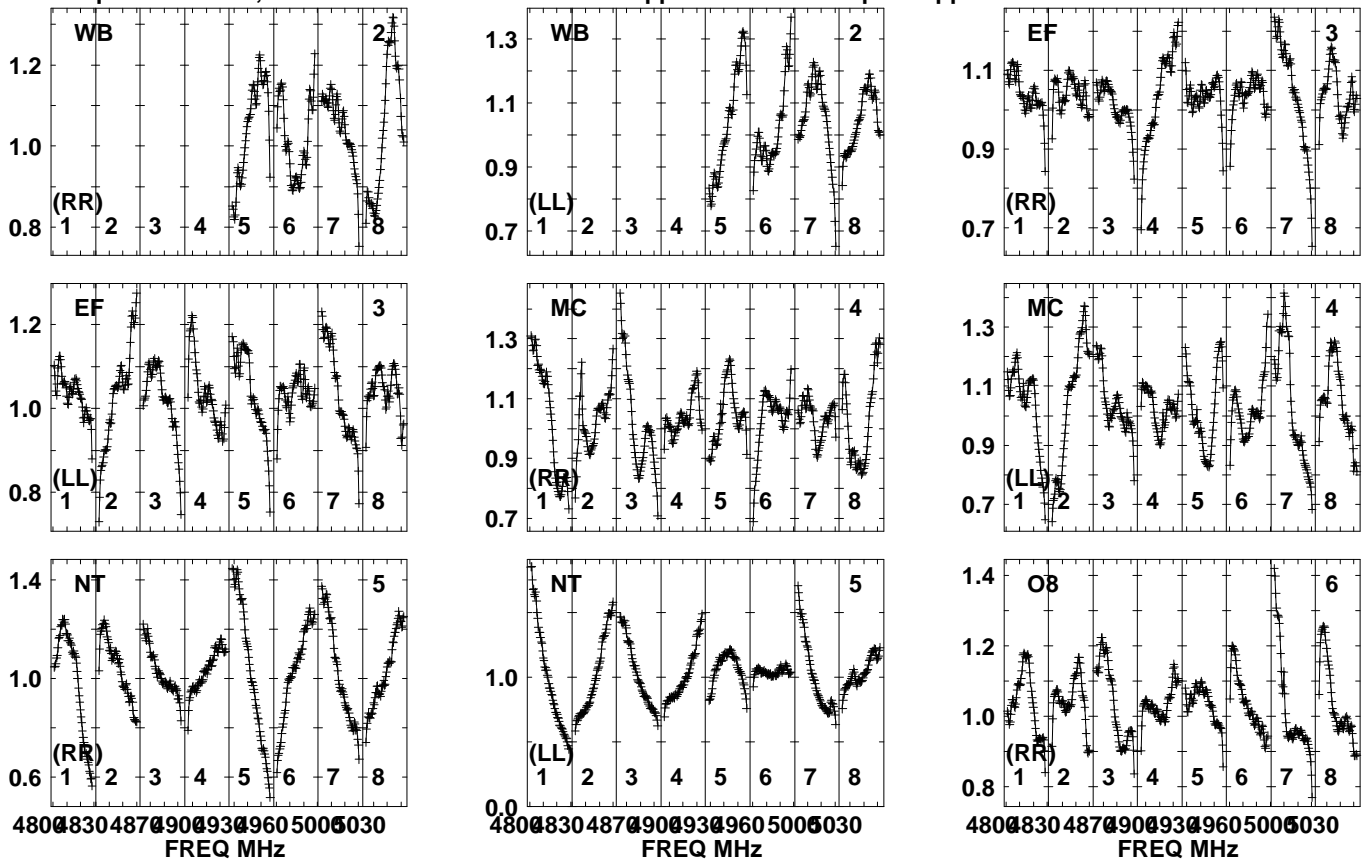
480083048709009309605005030
FREQ MHz

Lower frame: Real Jy
Auto-corr total-power spectrum Antenna: *
Timerange: 00/06:25:03 to 00/06:26:59

Plot file version 15 created 06-MAR-2023 10:13:58

J0350+5138 FR064 1.UVDATA.1

Freq = 4.7990 GHz, Bw = 32.000 MH No calibration applied and no bandpass applied

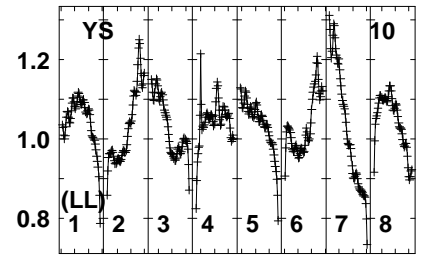
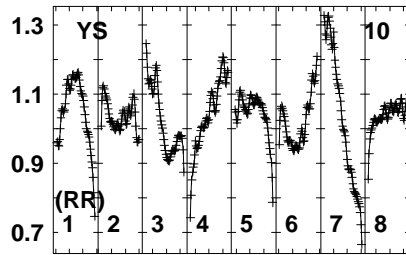
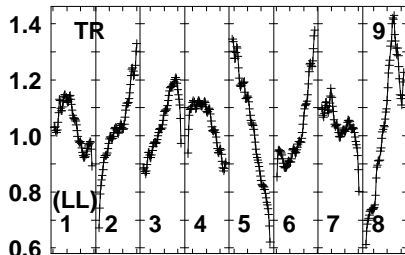
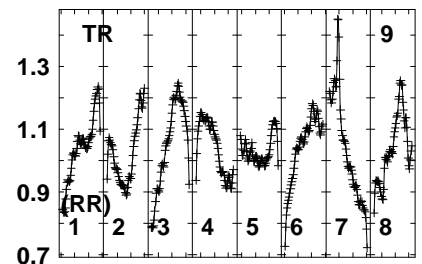
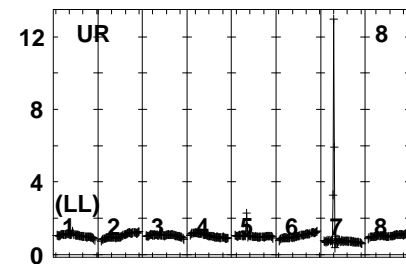
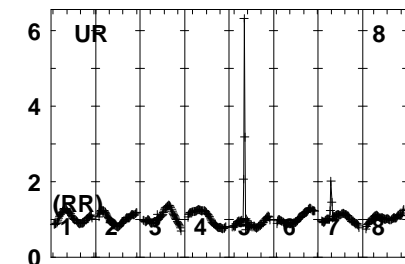
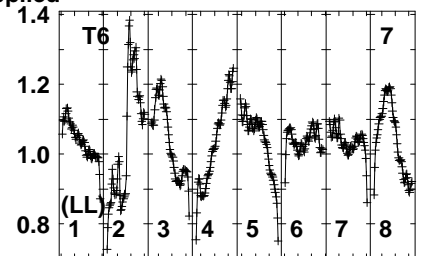
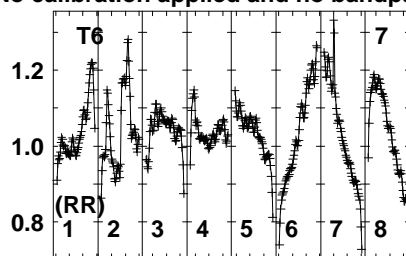
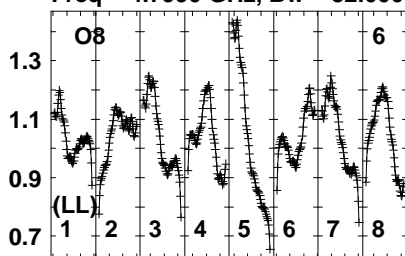


Lower frame: Real Jy
Auto-corr total-power spectrum Antenna: *
Timerange: 00/06:27:03 to 00/06:30:29

Plot file version 16 created 06-MAR-2023 10:13:58

J0350+5138 FR064 1.UVDATA.1

Freq = 4.7990 GHz, Bw = 32.000 MH No calibration applied and no bandpass applied



480083048709009309605005030
FREQ MHz

480083048709009309605005030
FREQ MHz

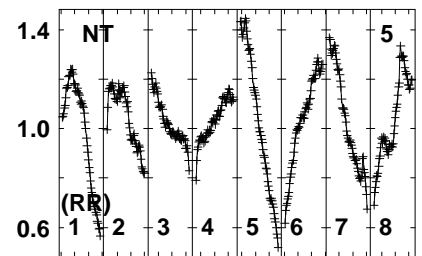
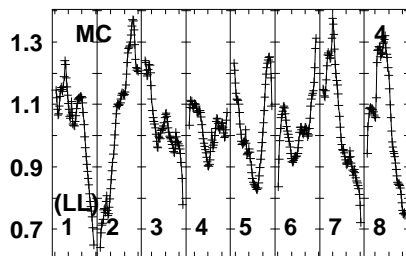
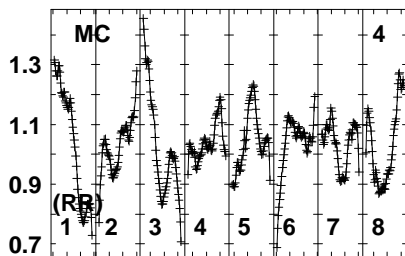
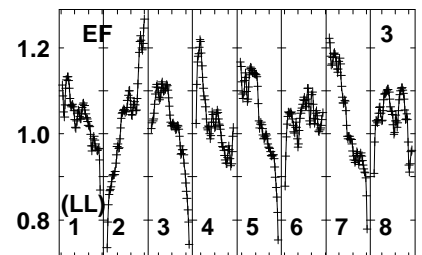
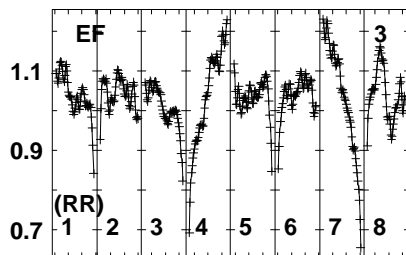
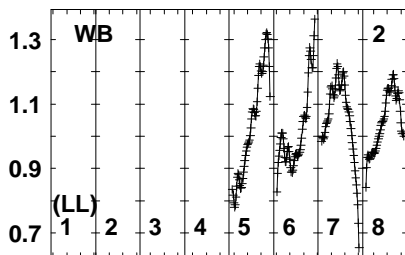
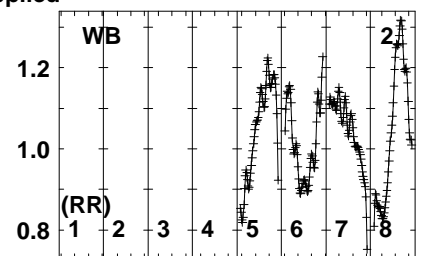
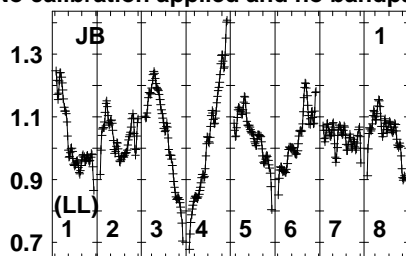
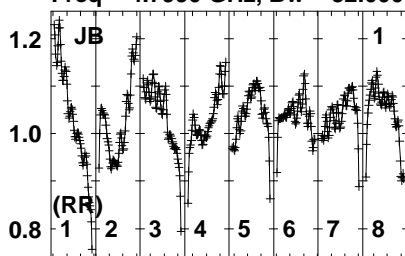
480083048709009309605005030
FREQ MHz

Lower frame: Real Jy
Auto-corr total-power spectrum Antenna: *
Timerange: 00/06:27:03 to 00/06:30:29

Plot file version 17 created 06-MAR-2023 10:13:58

J0359+5057 FR064 1.UVDATA.1

Freq = 4.7990 GHz, Bw = 32.000 MH No calibration applied and no bandpass applied



480 483 487 490 493 496 500 503 506 509 512 515 518 521 524 527 530
FREQ MHz

480 483 487 490 493 496 500 503 506 509 512 515 518 521 524 527 530
FREQ MHz

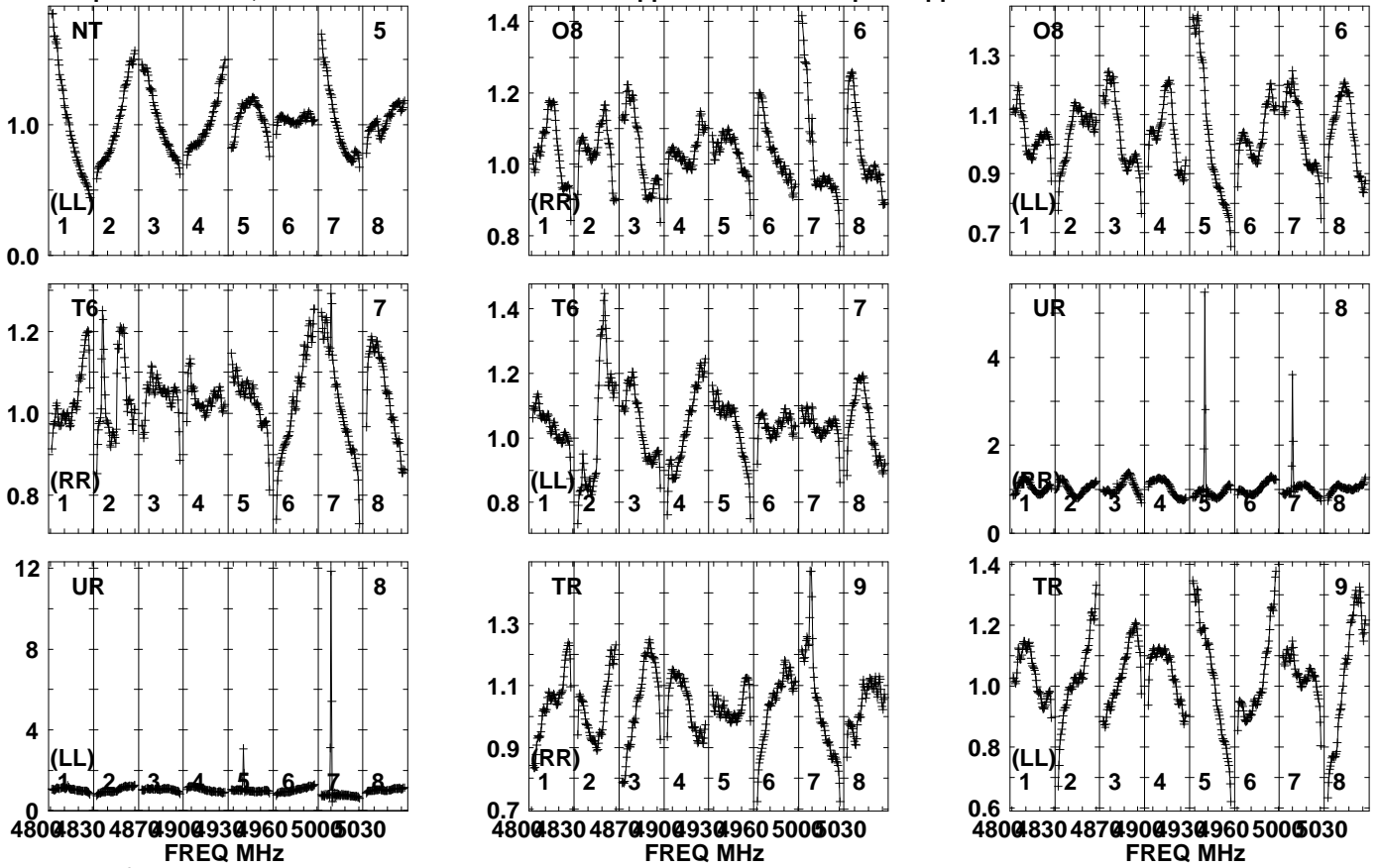
480 483 487 490 493 496 500 503 506 509 512 515 518 521 524 527 530
FREQ MHz

Lower frame: Real Jy
Auto-corr total-power spectrum Antenna: *
Timerange: 00/06:31:01 to 00/06:32:29

Plot file version 18 created 06-MAR-2023 10:13:58

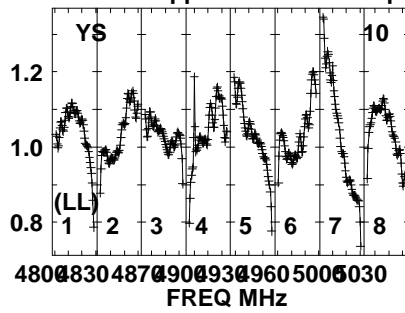
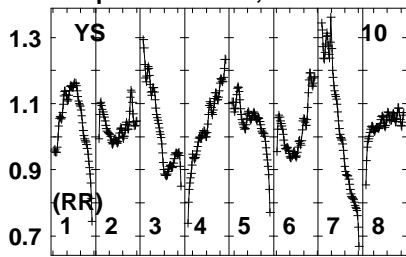
J0359+5057 FR064 1.UVDATA.1

Freq = 4.7990 GHz, Bw = 32.000 MH No calibration applied and no bandpass applied



Lower frame: Real Jy
Auto-corr total-power spectrum Antenna: *
Timerange: 00/06:31:01 to 00/06:32:29

Plot file version 19 created 06-MAR-2023 10:13:58
 J0359+5057 FR064 1.UVDATA.1
 Freq = 4.7990 GHz, Bw = 32.000 MH No calibration applied and no bandpass applied

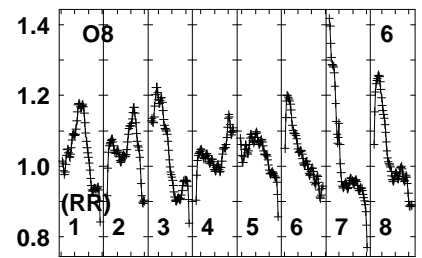
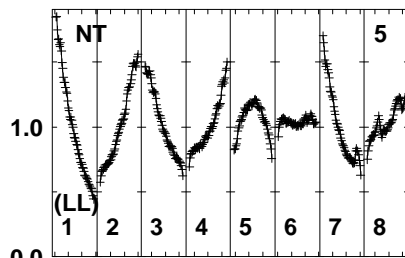
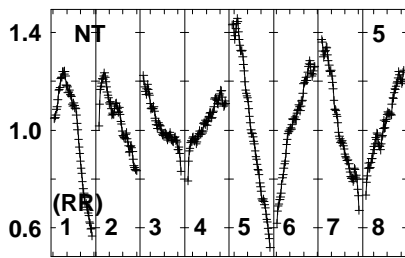
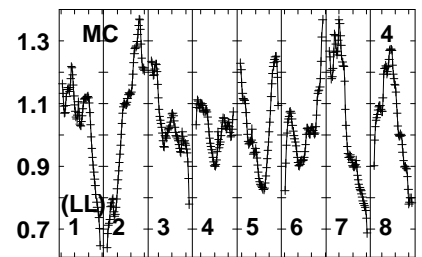
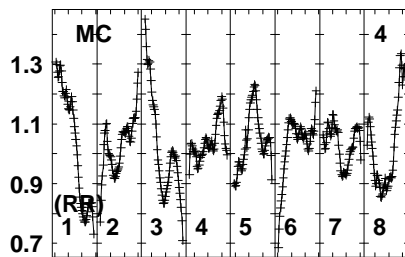
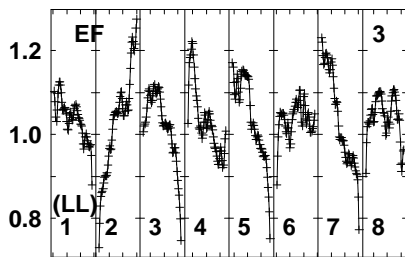
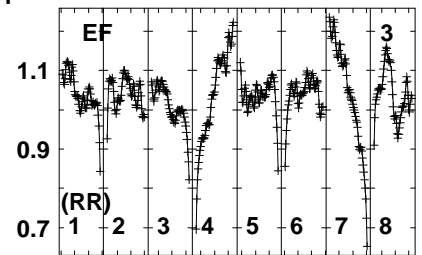
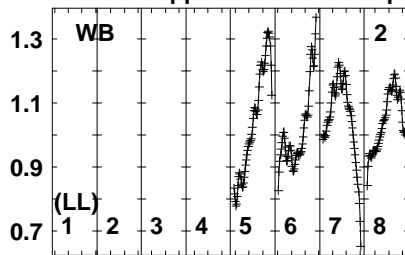
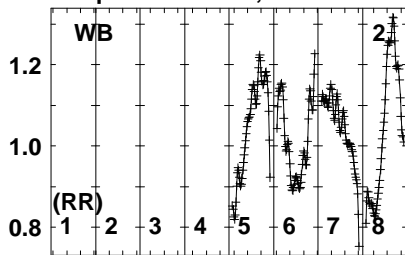


Lower frame: Real Jy
 Auto-corr total-power spectrum Antenna: *
 Timerange: 00/06:31:01 to 00/06:32:29

Plot file version 20 created 06-MAR-2023 10:13:58

J0350+5138 FR064 1.UVDATA.1

Freq = 4.7990 GHz, Bw = 32.000 MH No calibration applied and no bandpass applied



480083048709009309605005030
FREQ MHz

480083048709009309605005030
FREQ MHz

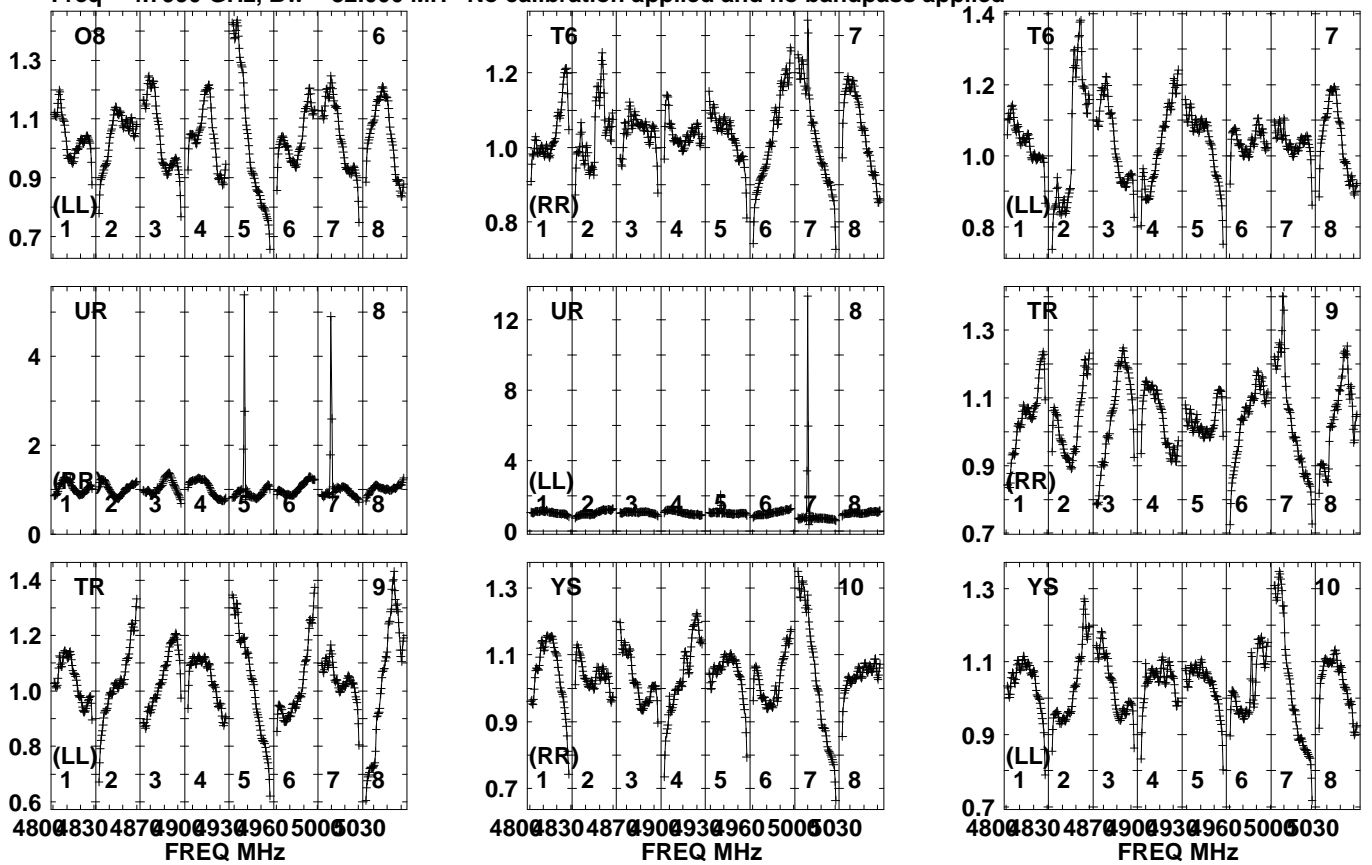
480083048709009309605005030
FREQ MHz

Lower frame: Real Jy
Auto-corr total-power spectrum Antenna: *
Timerange: 00/06:32:31 to 00/06:35:59

Plot file version 21 created 06-MAR-2023 10:13:58

J0350+5138 FR064 1.UVDATA.1

Freq = 4.7990 GHz, Bw = 32.000 MH No calibration applied and no bandpass applied

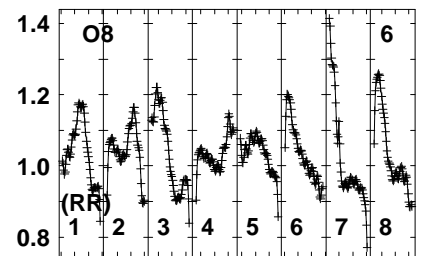
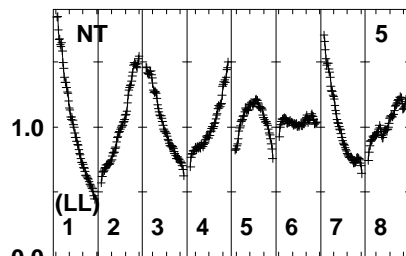
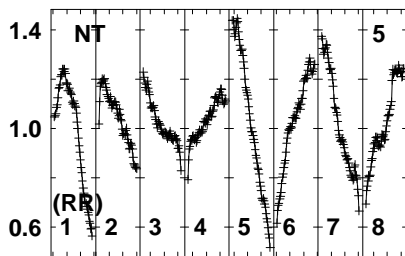
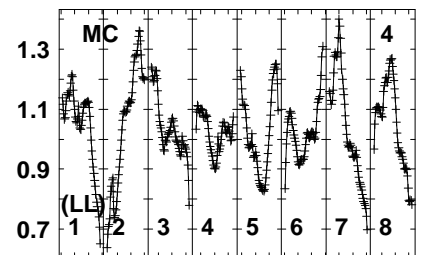
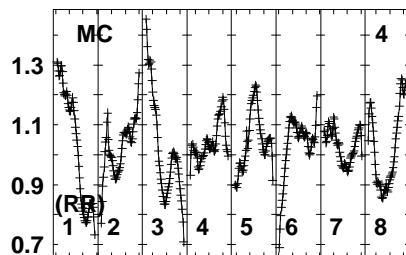
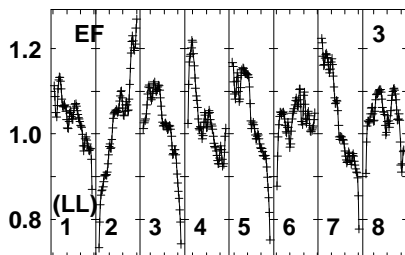
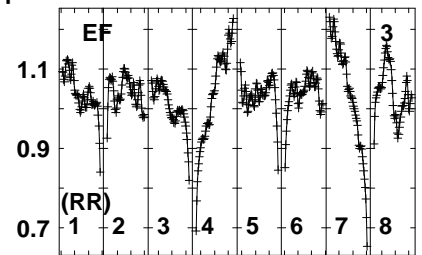
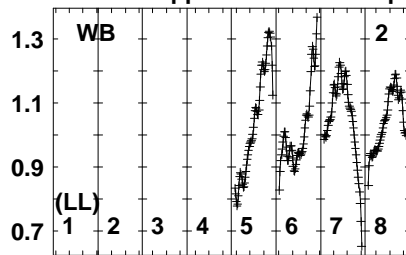
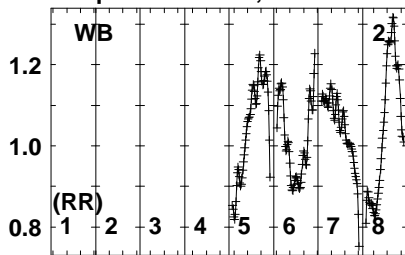


Lower frame: Real Jy
Auto-corr total-power spectrum Antenna: *
Timerange: 00/06:32:31 to 00/06:35:59

Plot file version 22 created 06-MAR-2023 10:13:59

J0359+5057 FR064 1.UVDATA.1

Freq = 4.7990 GHz, Bw = 32.000 MH No calibration applied and no bandpass applied



480083048709009309605005030
FREQ MHz

480083048709009309605005030
FREQ MHz

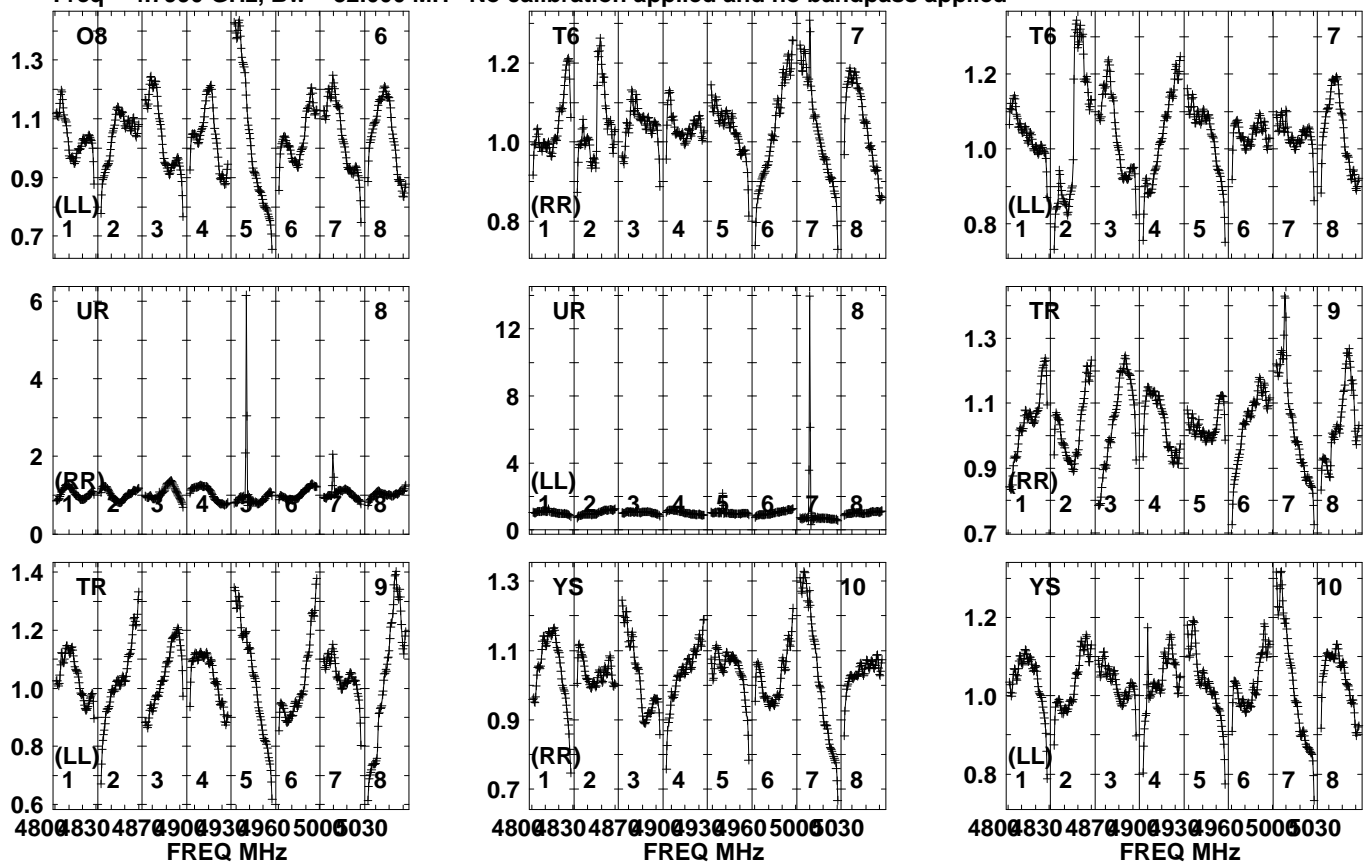
480083048709009309605005030
FREQ MHz

Lower frame: Real Jy
Auto-corr total-power spectrum Antenna: *
Timerange: 00/06:36:01 to 00/06:37:59

Plot file version 23 created 06-MAR-2023 10:13:59

J0359+5057 FR064 1.UVDATA.1

Freq = 4.7990 GHz, Bw = 32.000 MH No calibration applied and no bandpass applied

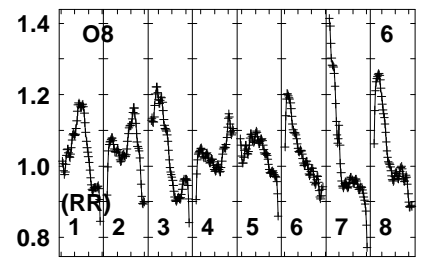
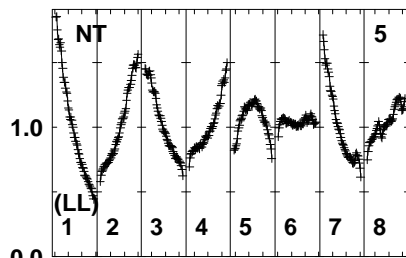
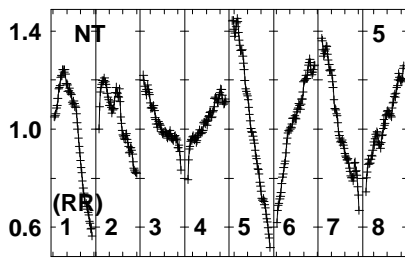
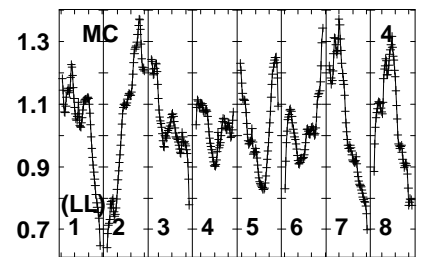
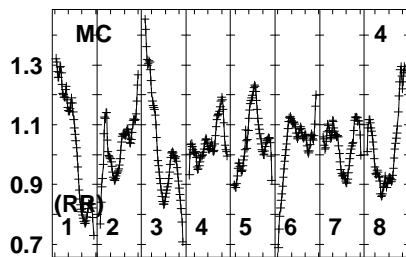
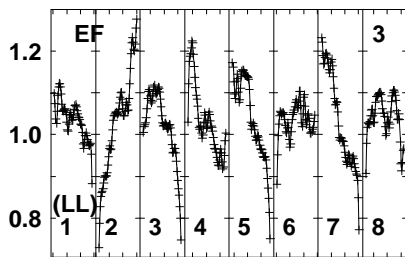
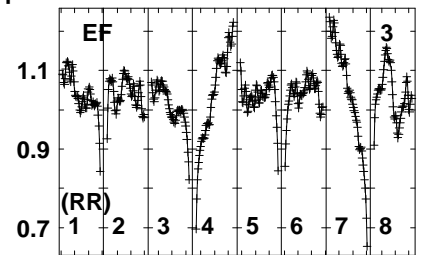
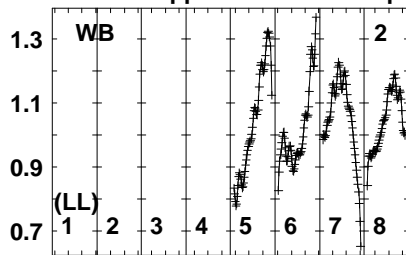
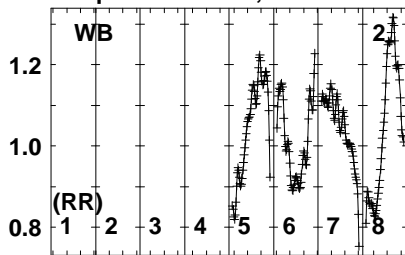


Lower frame: Real Jy
Auto-corr total-power spectrum Antenna: *
Timerange: 00/06:36:01 to 00/06:37:59

Plot file version 24 created 06-MAR-2023 10:13:59

J0350+5138 FR064 1.UVDATA.1

Freq = 4.7990 GHz, Bw = 32.000 MH No calibration applied and no bandpass applied



480083048709009309605005030
FREQ MHz

480083048709009309605005030
FREQ MHz

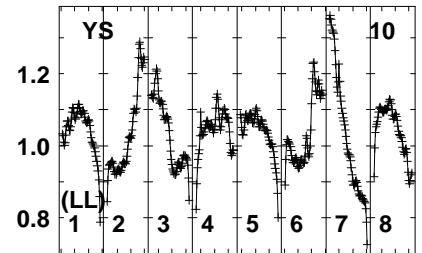
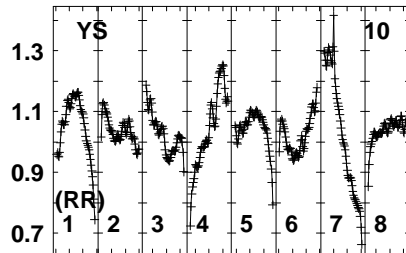
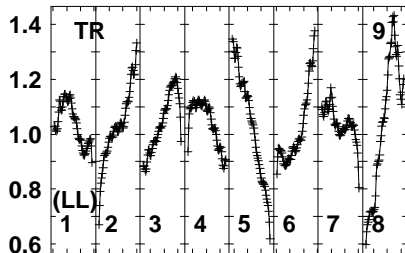
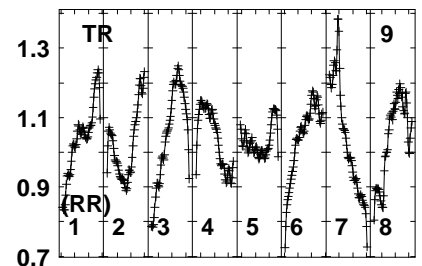
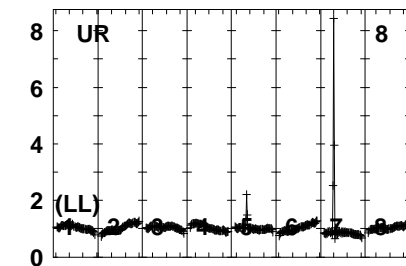
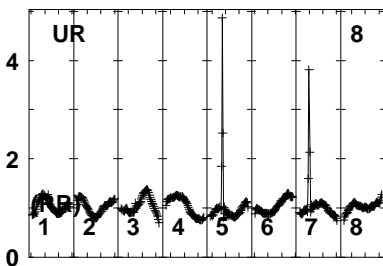
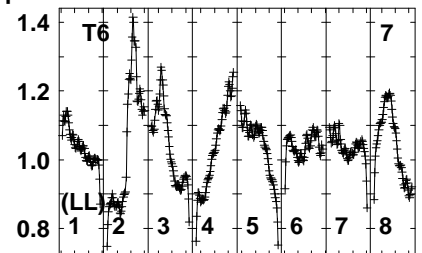
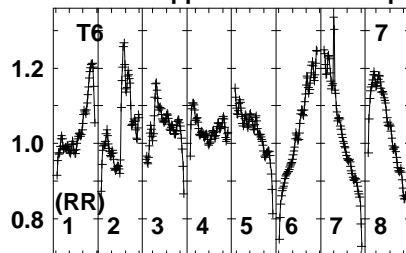
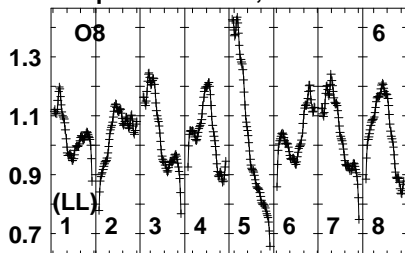
480083048709009309605005030
FREQ MHz

Lower frame: Real Jy
Auto-corr total-power spectrum Antenna: *
Timerange: 00/06:38:01 to 00/06:41:29

Plot file version 25 created 06-MAR-2023 10:13:59

J0350+5138 FR064 1.UVDATA.1

Freq = 4.7990 GHz, Bw = 32.000 MH No calibration applied and no bandpass applied



480083048709009309605005030
FREQ MHz

480083048709009309605005030
FREQ MHz

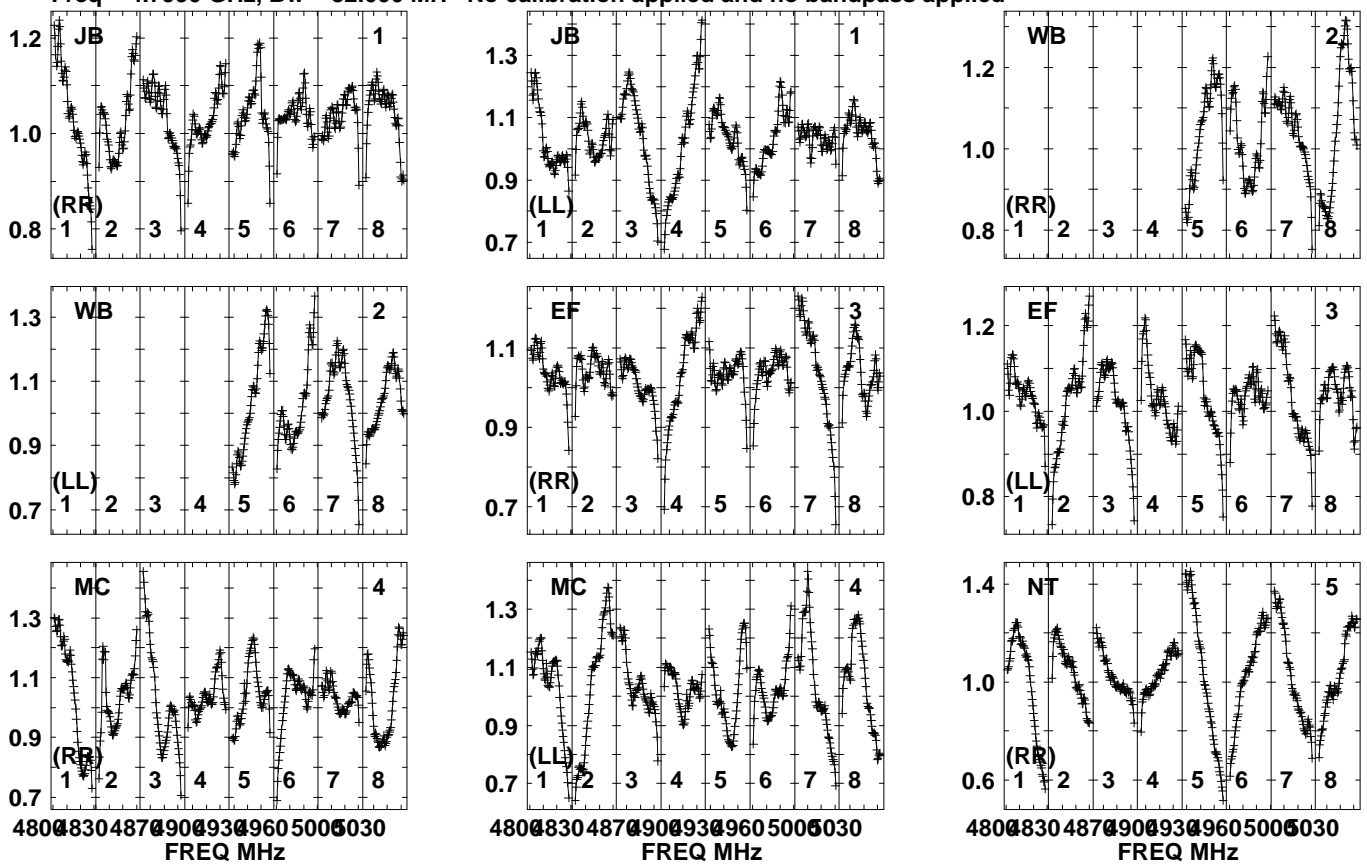
480083048709009309605005030
FREQ MHz

Lower frame: Real Jy
Auto-corr total-power spectrum Antenna: *
Timerange: 00/06:38:01 to 00/06:41:29

Plot file version 26 created 06-MAR-2023 10:13:59

J0359+5057 FR064 1.UVDATA.1

Freq = 4.7990 GHz, Bw = 32.000 MH No calibration applied and no bandpass applied

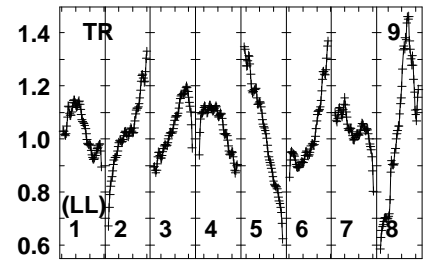
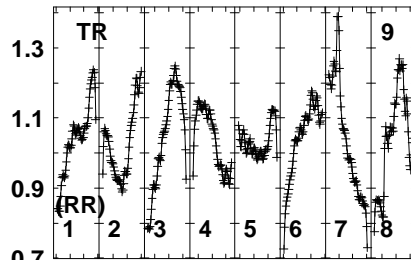
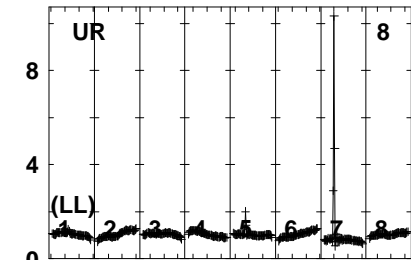
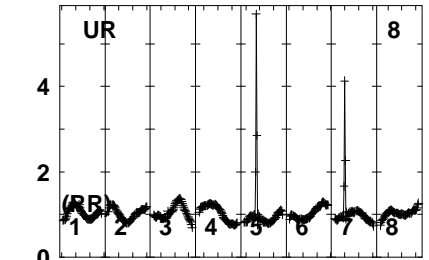
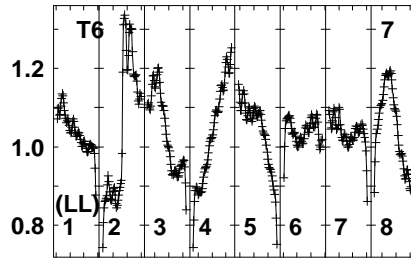
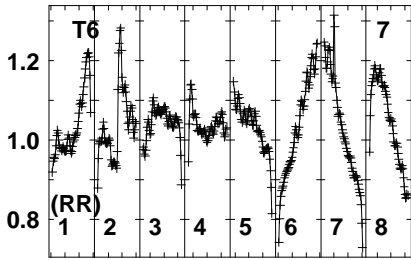
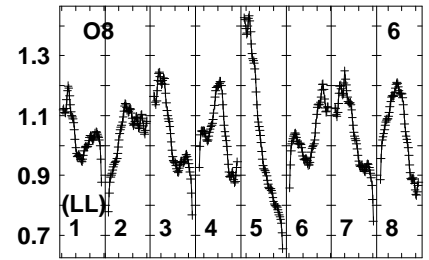
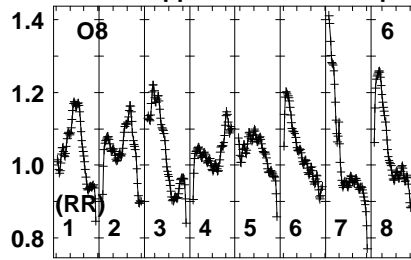
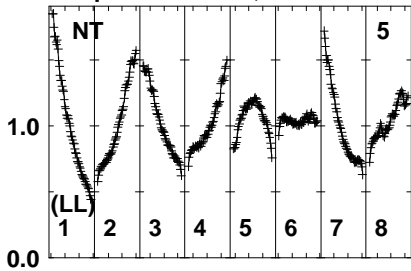


Lower frame: Real Jy
Auto-corr total-power spectrum Antenna: *
Timerange: 00/06:42:01 to 00/06:46:29

Plot file version 27 created 06-MAR-2023 10:13:59

J0359+5057 FR064 1.UVDATA.1

Freq = 4.7990 GHz, Bw = 32.000 MH No calibration applied and no bandpass applied



4800 4830 4870 4900 4930 4960 5000 5030
FREQ MHz

4800 4830 4870 4900 4930 4960 5000 5030
FREQ MHz

4800 4830 4870 4900 4930 4960 5000 5030
FREQ MHz

Lower frame: Real Jy

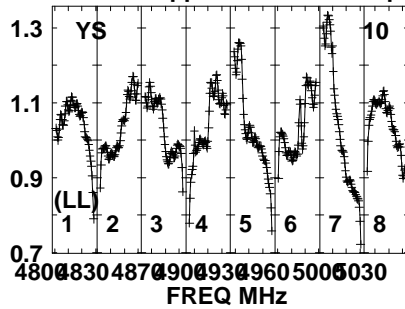
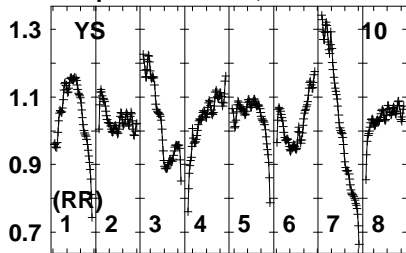
Auto-corr total-power spectrum Antenna: *

Timerange: 00/06:42:01 to 00/06:46:29

Plot file version 28 created 06-MAR-2023 10:13:59

J0359+5057 FR064 1.UVDATA.1

Freq = 4.7990 GHz, Bw = 32.000 MH No calibration applied and no bandpass applied

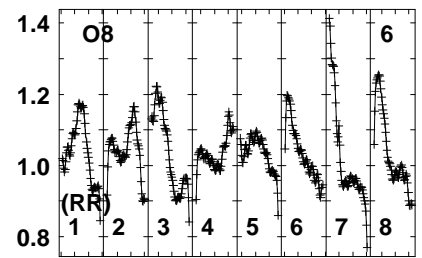
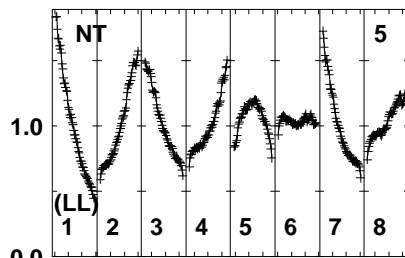
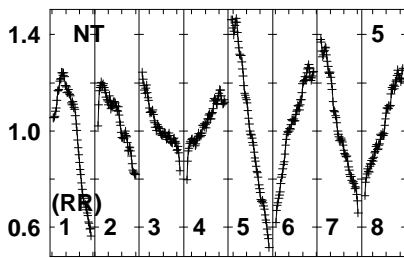
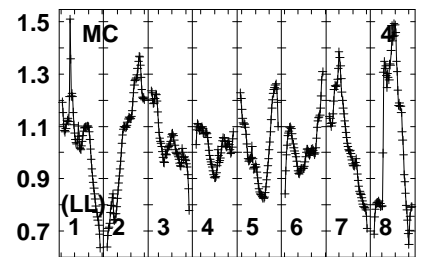
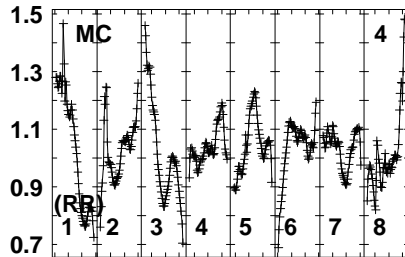
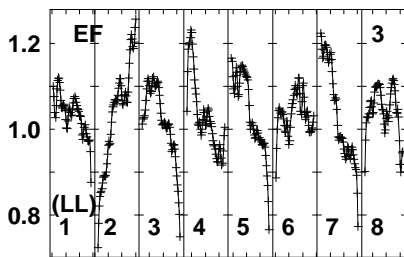
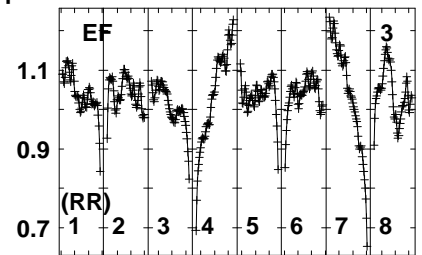
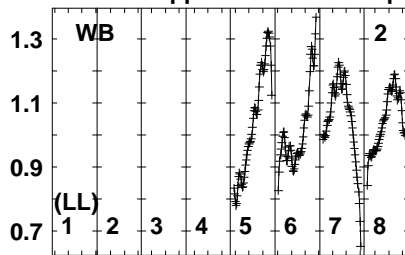
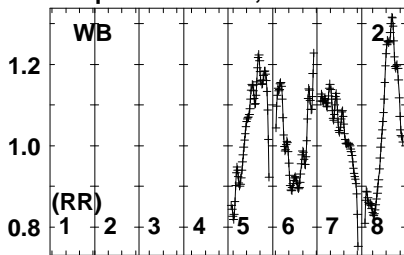


Lower frame: Real Jy
Auto-corr total-power spectrum Antenna: *
Timerange: 00/06:42:01 to 00/06:46:29

Plot file version 29 created 06-MAR-2023 10:14:00

J0359+5057 FR064 1.UVDATA.1

Freq = 4.7990 GHz, Bw = 32.000 MH No calibration applied and no bandpass applied



480083048709009309605005030
FREQ MHz

480083048709009309605005030
FREQ MHz

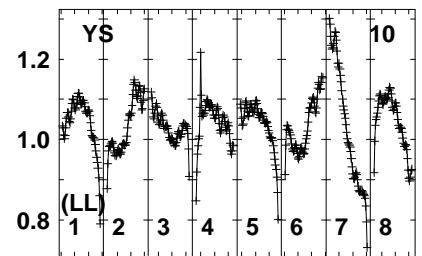
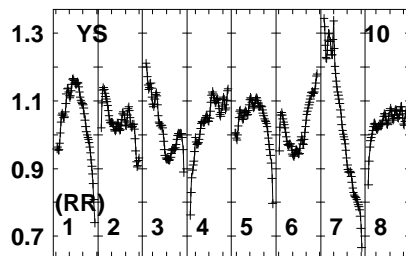
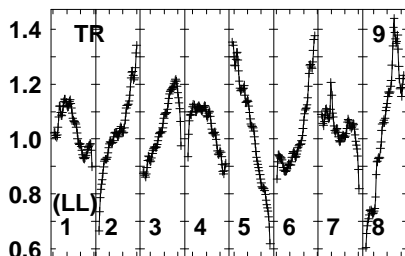
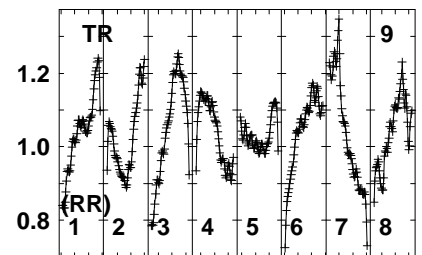
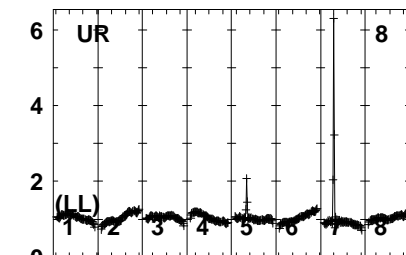
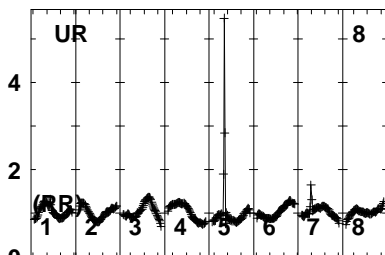
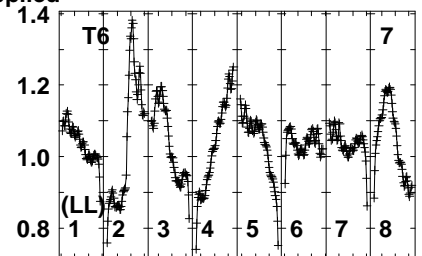
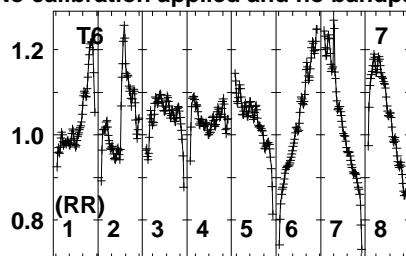
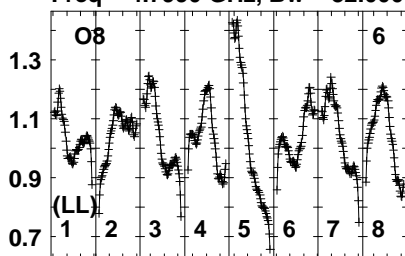
480083048709009309605005030
FREQ MHz

Lower frame: Real Jy
Auto-corr total-power spectrum Antenna: *
Timerange: 00/07:26:01 to 00/07:27:59

Plot file version 30 created 06-MAR-2023 10:14:00

J0359+5057 FR064 1.UVDATA.1

Freq = 4.7990 GHz, Bw = 32.000 MH No calibration applied and no bandpass applied



480083048709009309605005030
FREQ MHz

480083048709009309605005030
FREQ MHz

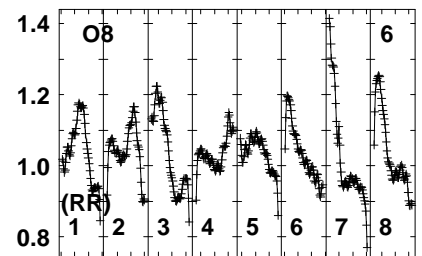
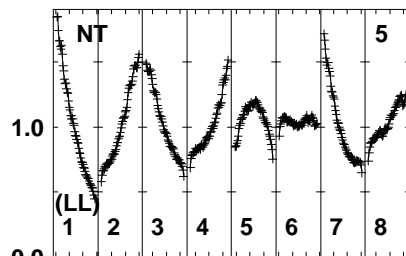
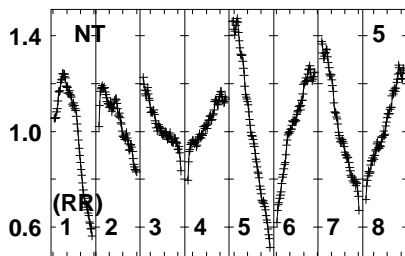
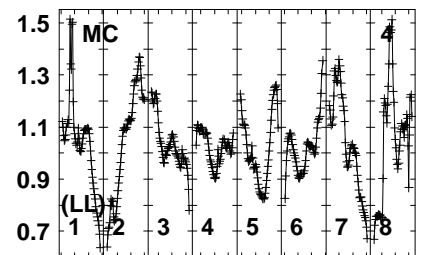
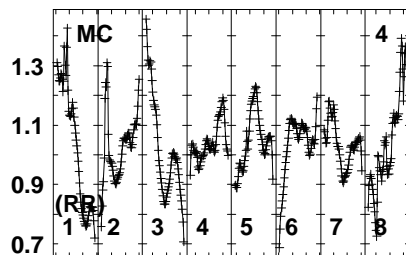
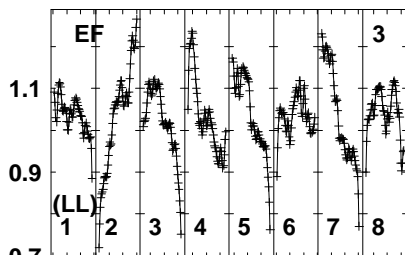
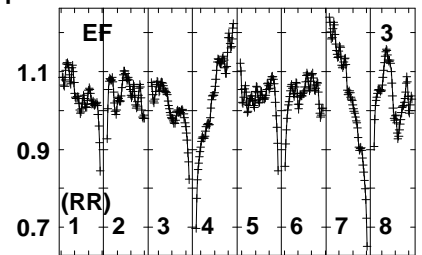
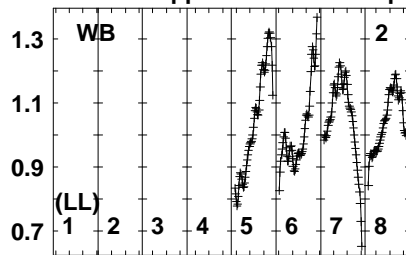
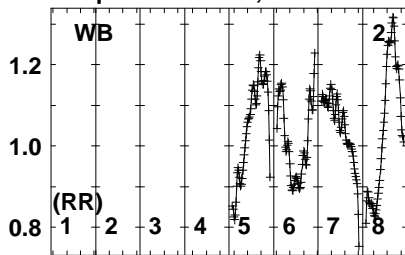
480083048709009309605005030
FREQ MHz

Lower frame: Real Jy
Auto-corr total-power spectrum Antenna: *
Timerange: 00/07:26:01 to 00/07:27:59

Plot file version 31 created 06-MAR-2023 10:14:00

J0350+5138 FR064 1.UVDATA.1

Freq = 4.7990 GHz, Bw = 32.000 MH No calibration applied and no bandpass applied



480083048709009309605005030
FREQ MHz

480083048709009309605005030
FREQ MHz

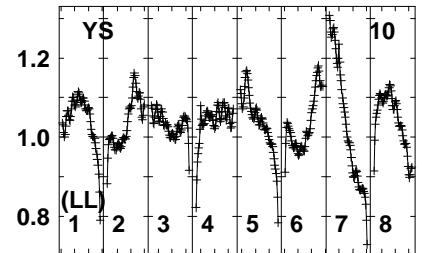
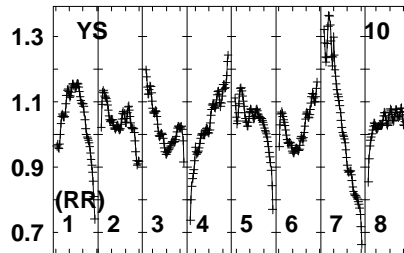
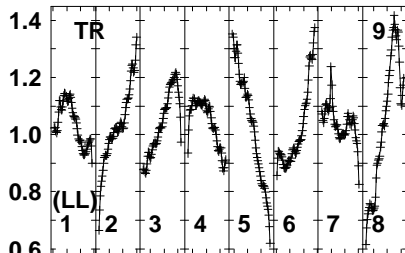
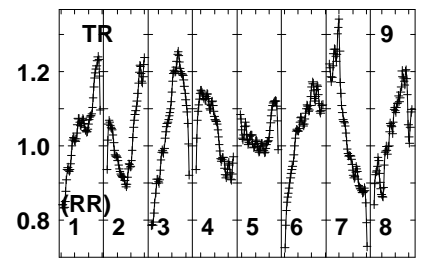
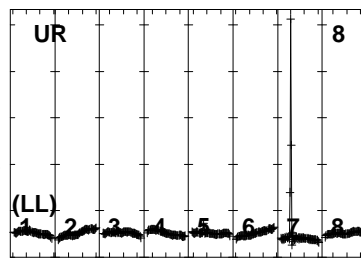
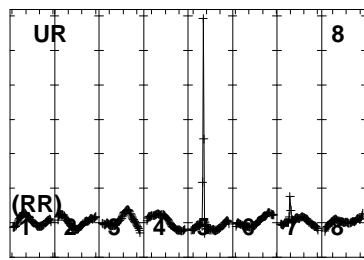
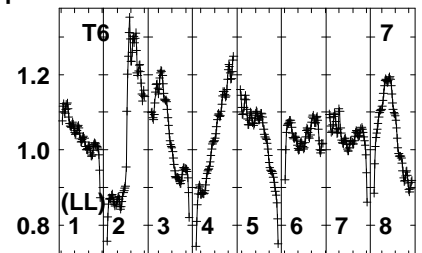
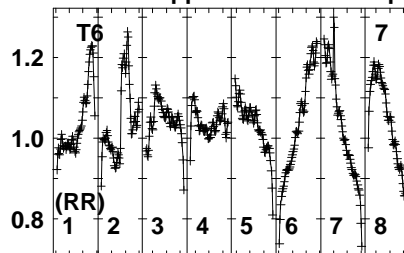
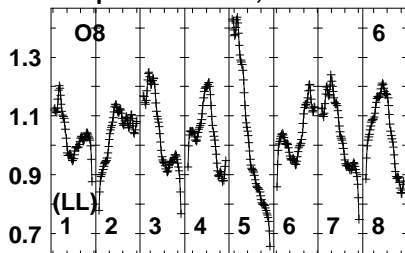
480083048709009309605005030
FREQ MHz

Lower frame: Real Jy
Auto-corr total-power spectrum Antenna: *
Timerange: 00/07:28:01 to 00/07:31:29

Plot file version 32 created 06-MAR-2023 10:14:00

J0350+5138 FR064 1.UVDATA.1

Freq = 4.7990 GHz, Bw = 32.000 MH No calibration applied and no bandpass applied



480083048709009309605005030
FREQ MHz

480083048709009309605005030
FREQ MHz

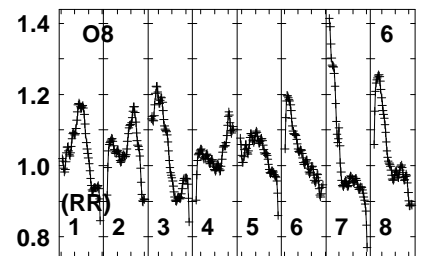
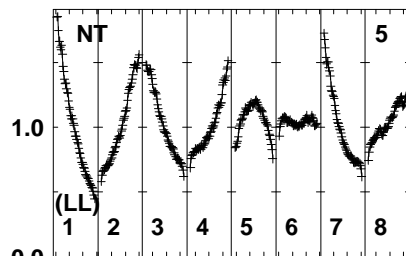
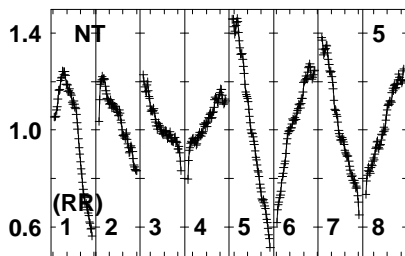
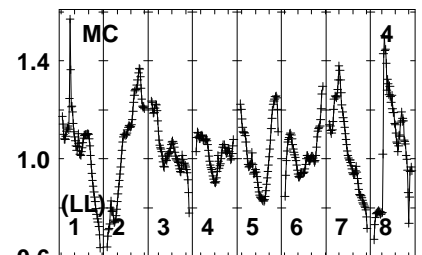
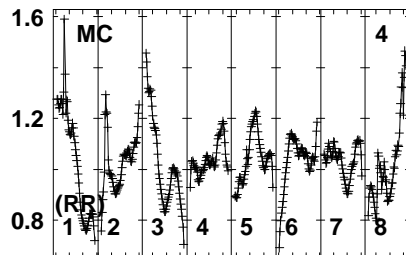
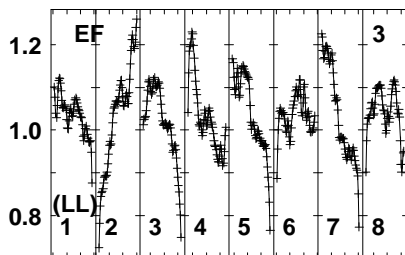
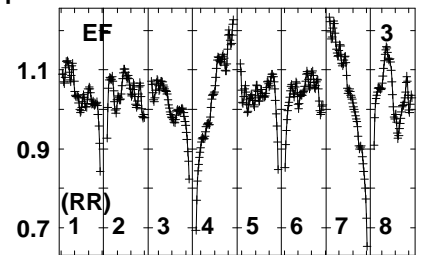
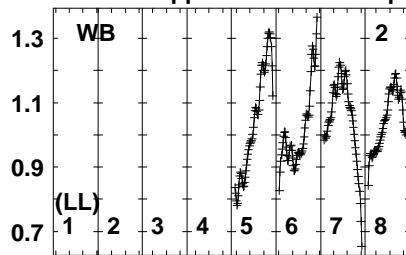
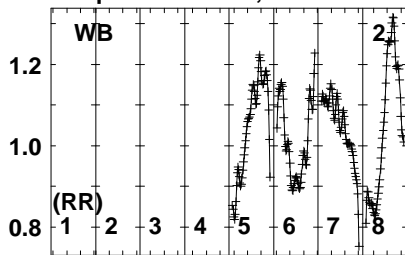
480083048709009309605005030
FREQ MHz

Lower frame: Real Jy
Auto-corr total-power spectrum Antenna: *
Timerange: 00/07:28:01 to 00/07:31:29

Plot file version 33 created 06-MAR-2023 10:14:00

J0359+5057 FR064 1.UVDATA.1

Freq = 4.7990 GHz, Bw = 32.000 MH No calibration applied and no bandpass applied



480083048709009309605005030
FREQ MHz

480083048709009309605005030
FREQ MHz

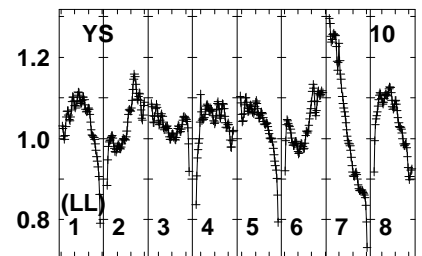
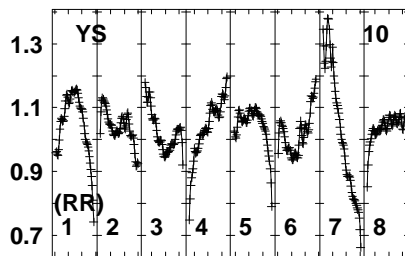
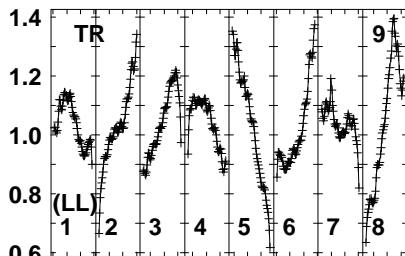
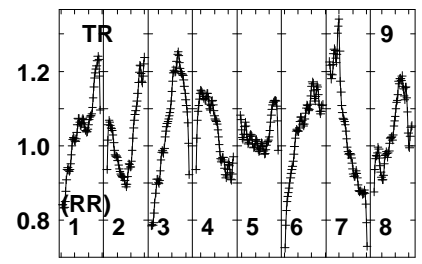
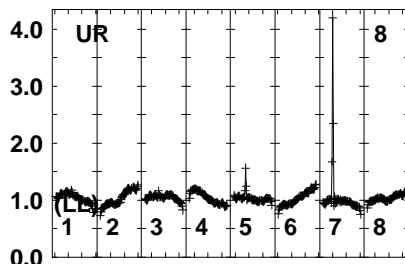
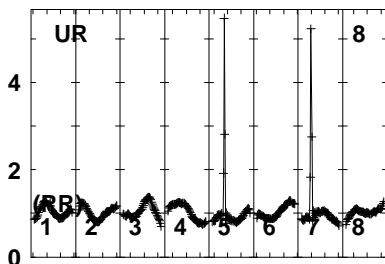
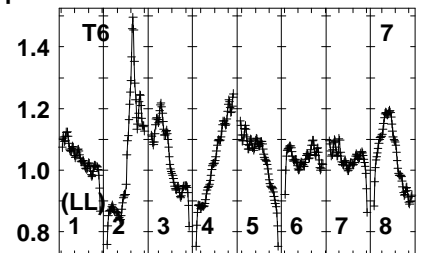
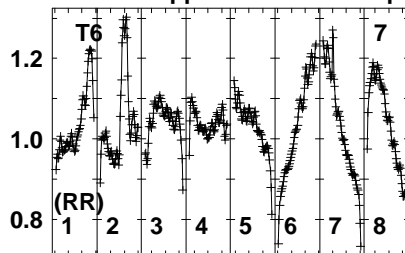
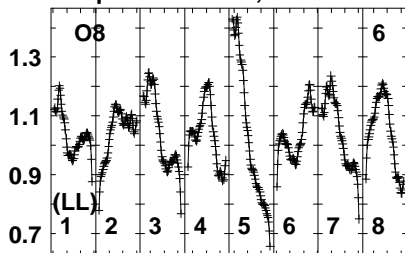
480083048709009309605005030
FREQ MHz

Lower frame: Real Jy
Auto-corr total-power spectrum Antenna: *
Timerange: 00/07:31:33 to 00/07:33:29

Plot file version 34 created 06-MAR-2023 10:14:00

J0359+5057 FR064 1.UVDATA.1

Freq = 4.7990 GHz, Bw = 32.000 MH No calibration applied and no bandpass applied



480083048709009309605005030
FREQ MHz

480083048709009309605005030
FREQ MHz

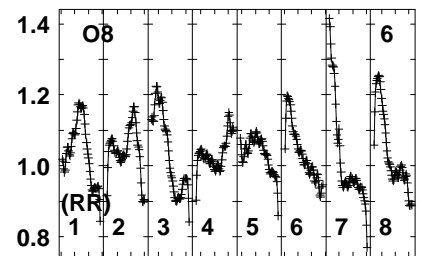
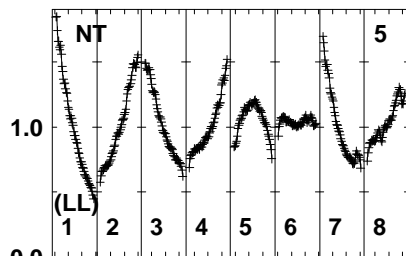
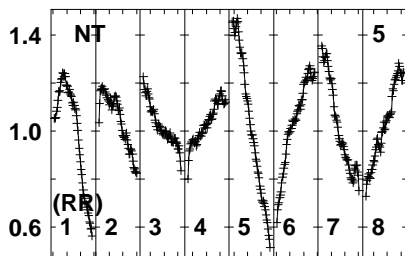
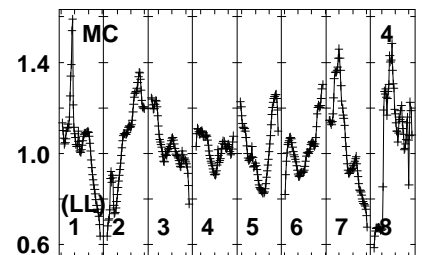
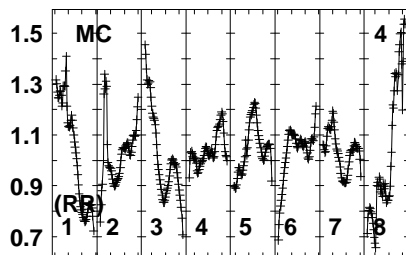
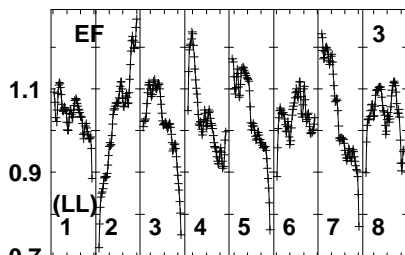
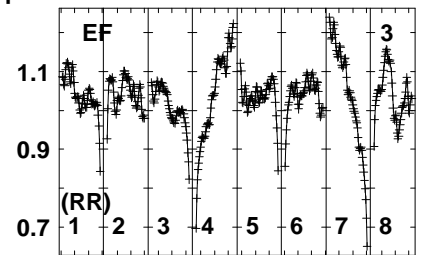
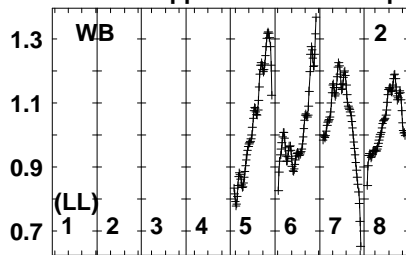
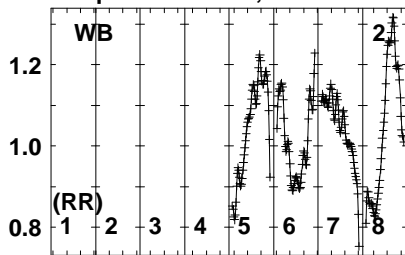
480083048709009309605005030
FREQ MHz

Lower frame: Real Jy
Auto-corr total-power spectrum Antenna: *
Timerange: 00/07:31:33 to 00/07:33:29

Plot file version 35 created 06-MAR-2023 10:14:00

J0350+5138 FR064 1.UVDATA.1

Freq = 4.7990 GHz, Bw = 32.000 MH No calibration applied and no bandpass applied



480083048709009309605000030
FREQ MHz

480083048709009309605000030
FREQ MHz

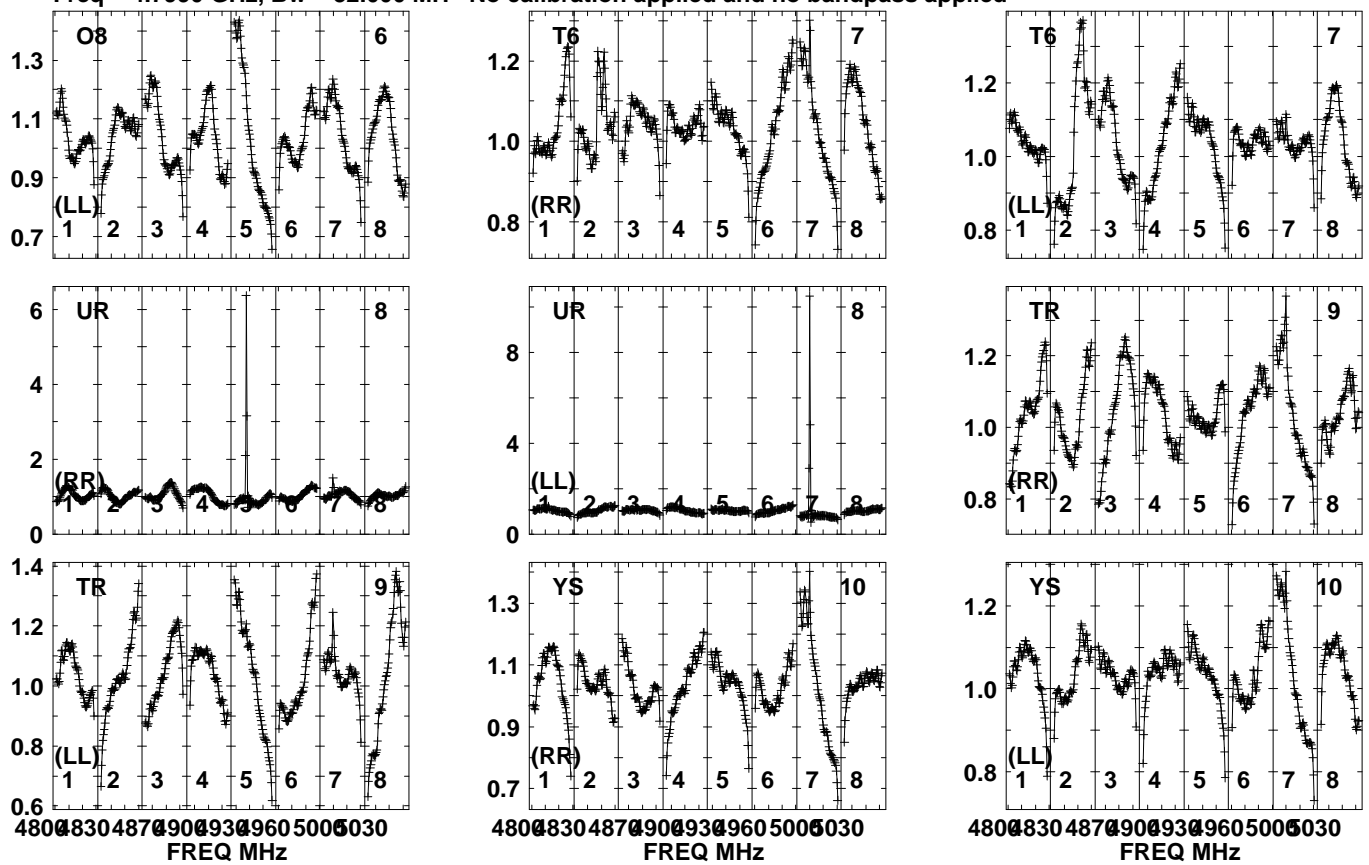
480083048709009309605000030
FREQ MHz

Lower frame: Real Jy
Auto-corr total-power spectrum Antenna: *
Timerange: 00/07:33:31 to 00/07:36:59

Plot file version 36 created 06-MAR-2023 10:14:00

J0350+5138 FR064 1.UVDATA.1

Freq = 4.7990 GHz, Bw = 32.000 MH No calibration applied and no bandpass applied

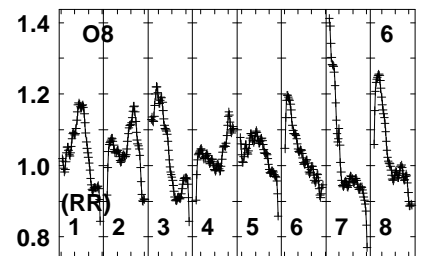
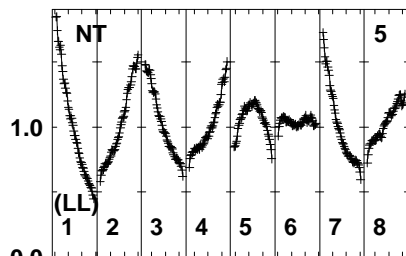
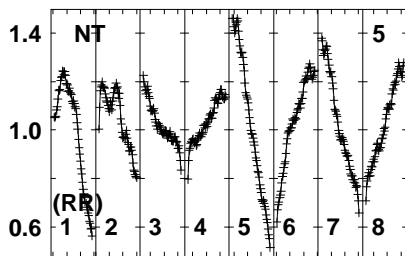
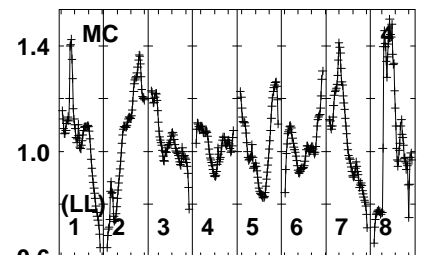
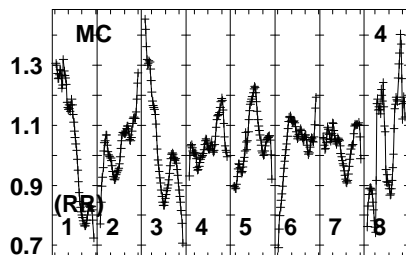
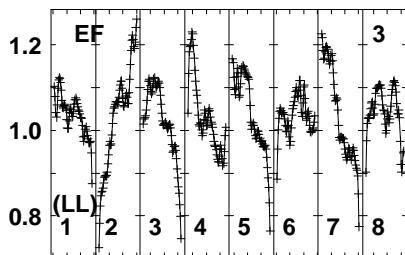
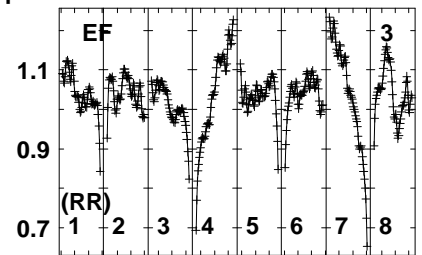
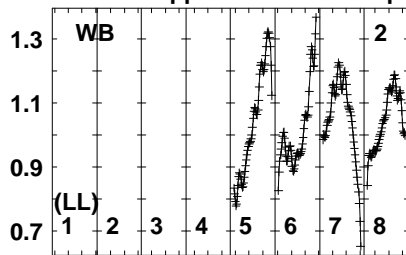
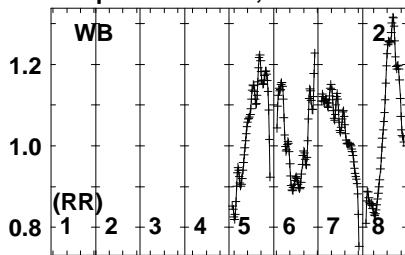


Lower frame: Real Jy
Auto-corr total-power spectrum Antenna: *
Timerange: 00/07:33:31 to 00/07:36:59

Plot file version 37 created 06-MAR-2023 10:14:01

J0359+5057 FR064 1.UVDATA.1

Freq = 4.7990 GHz, Bw = 32.000 MH No calibration applied and no bandpass applied



480083048709009309605005030
FREQ MHz

480083048709009309605005030
FREQ MHz

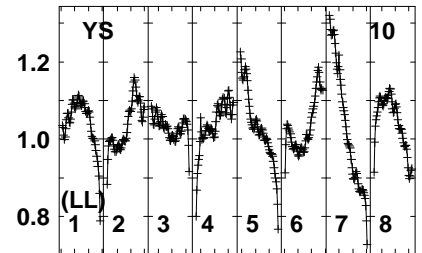
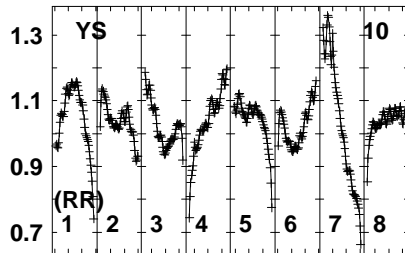
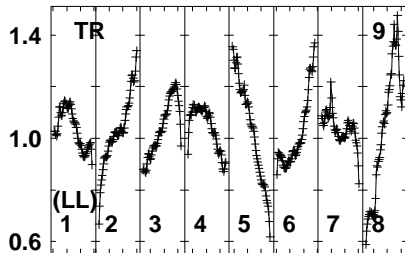
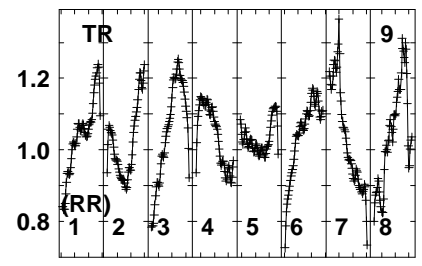
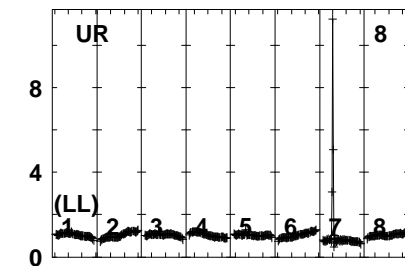
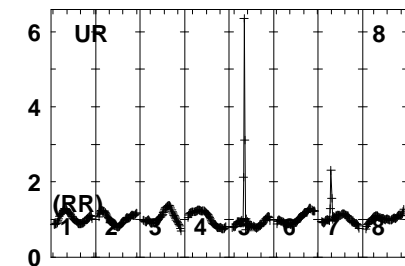
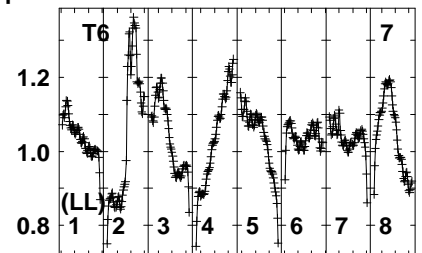
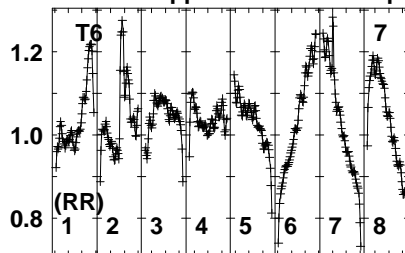
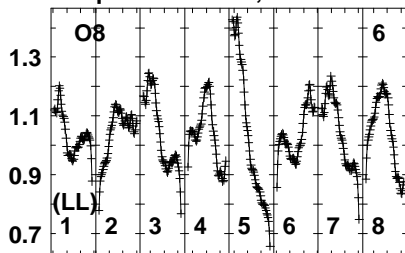
480083048709009309605005030
FREQ MHz

Lower frame: Real Jy
Auto-corr total-power spectrum Antenna: *
Timerange: 00/07:37:31 to 00/07:38:59

Plot file version 38 created 06-MAR-2023 10:14:01

J0359+5057 FR064 1.UVDATA.1

Freq = 4.7990 GHz, Bw = 32.000 MH No calibration applied and no bandpass applied



480083048709009309605005030
FREQ MHz

480083048709009309605005030
FREQ MHz

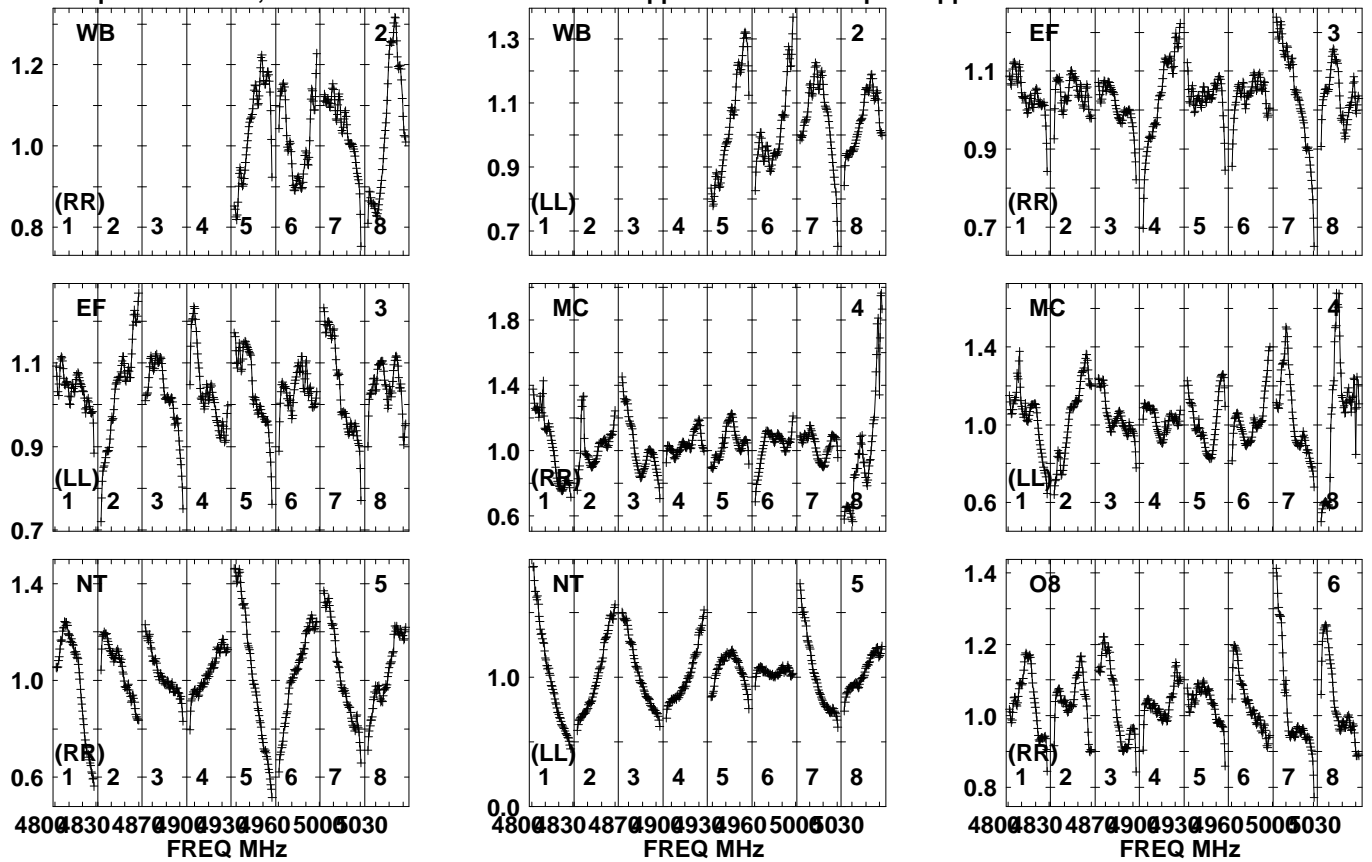
480083048709009309605005030
FREQ MHz

Lower frame: Real Jy
Auto-corr total-power spectrum Antenna: *
Timerange: 00/07:37:31 to 00/07:38:59

Plot file version 39 created 06-MAR-2023 10:14:01

J0350+5138 FR064 1.UVDATA.1

Freq = 4.7990 GHz, Bw = 32.000 MH No calibration applied and no bandpass applied

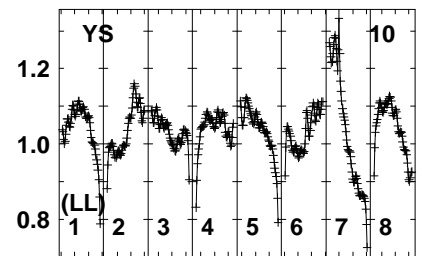
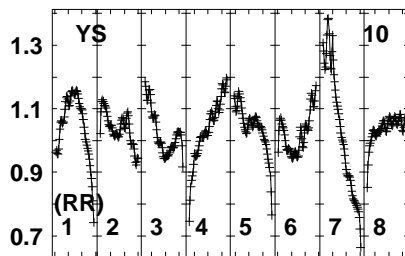
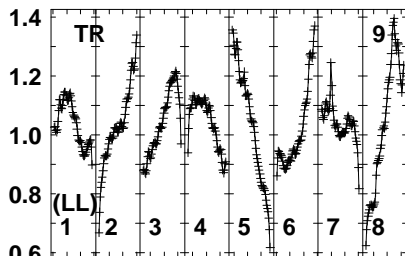
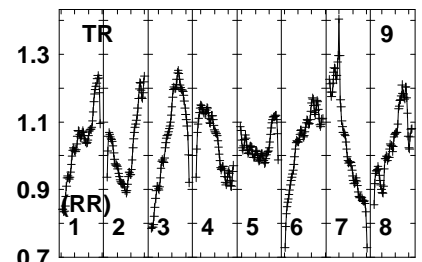

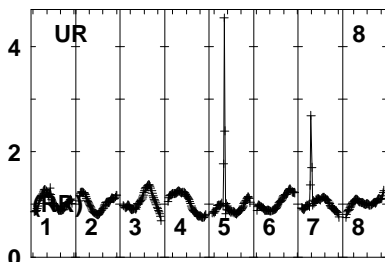
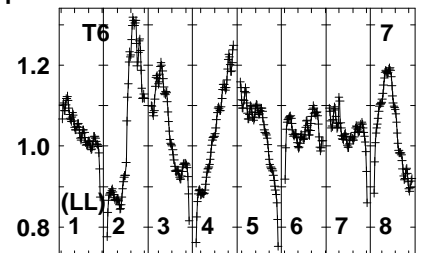
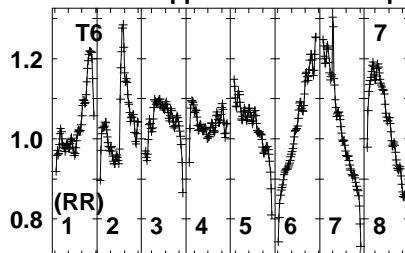
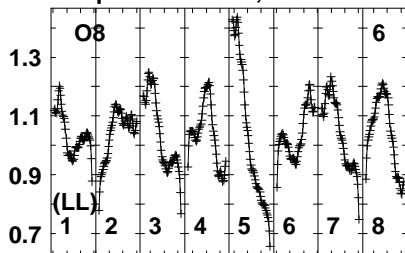


Lower frame: Real Jy
Auto-corr total-power spectrum Antenna: *
Timerange: 00/07:39:01 to 00/07:42:29

Plot file version 40 created 06-MAR-2023 10:14:01

J0350+5138 FR064 1.UVDATA.1

Freq = 4.7990 GHz, Bw = 32.000 MH No calibration applied and no bandpass applied



480083048709009309605005030
FREQ MHz

480083048709009309605005030
FREQ MHz

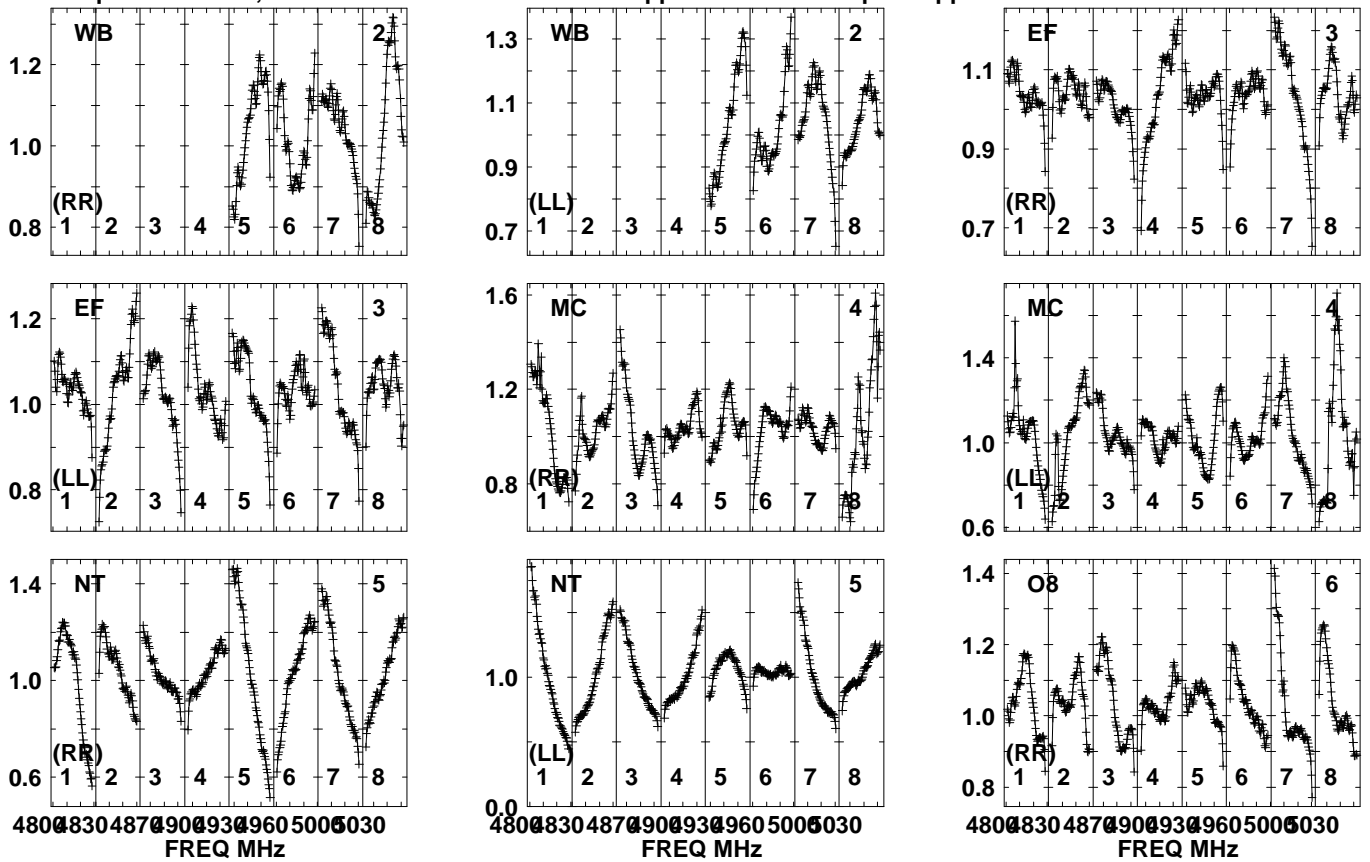
480083048709009309605005030
FREQ MHz

Lower frame: Real Jy
Auto-corr total-power spectrum Antenna: *
Timerange: 00/07:39:01 to 00/07:42:29

Plot file version 41 created 06-MAR-2023 10:14:01

J0359+5057 FR064 1.UVDATA.1

Freq = 4.7990 GHz, Bw = 32.000 MH No calibration applied and no bandpass applied

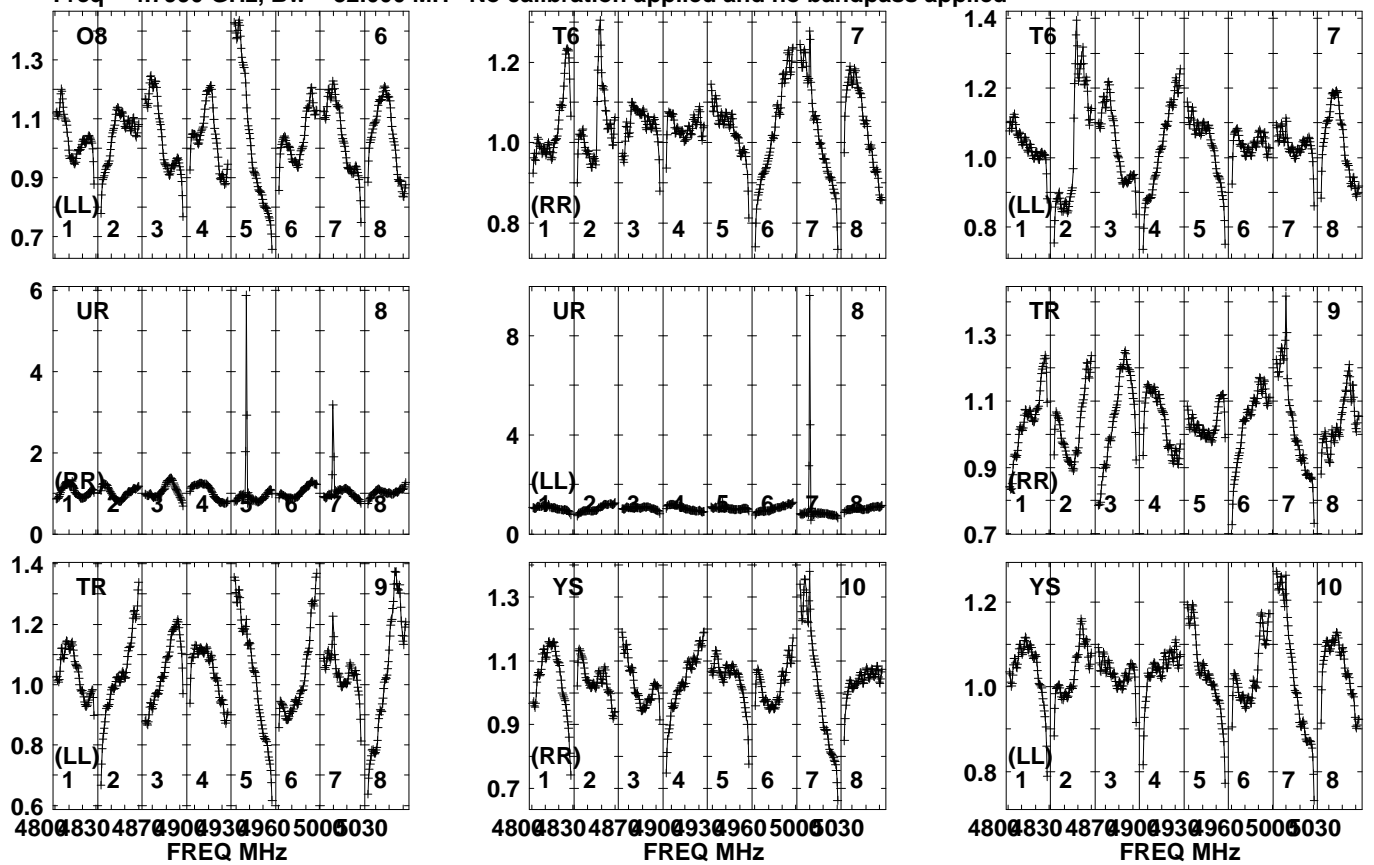


Lower frame: Real Jy
Auto-corr total-power spectrum Antenna: *
Timerange: 00/07:42:33 to 00/07:44:29

Plot file version 42 created 06-MAR-2023 10:14:01

J0359+5057 FR064 1.UVDATA.1

Freq = 4.7990 GHz, Bw = 32.000 MH No calibration applied and no bandpass applied

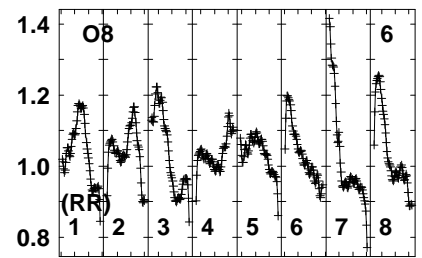
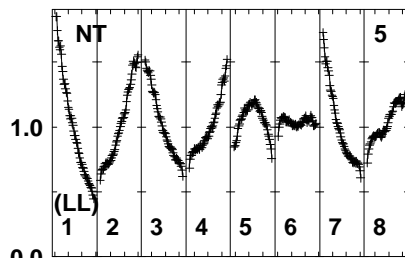
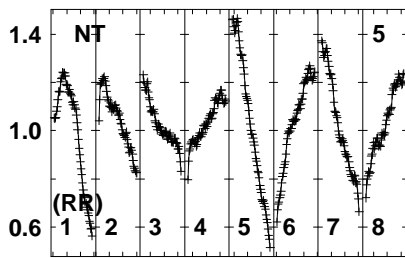
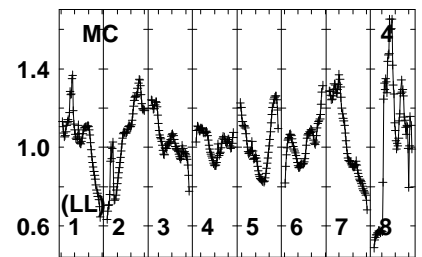
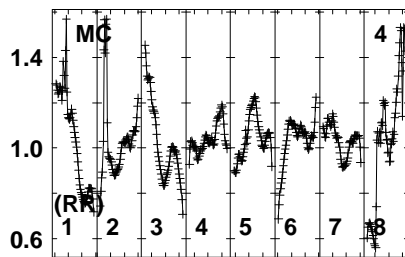
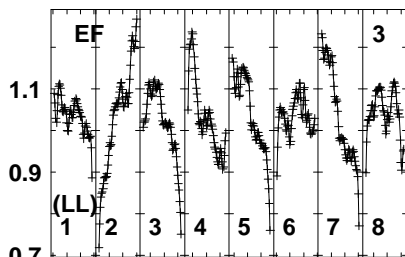
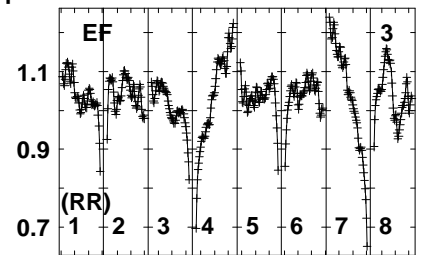
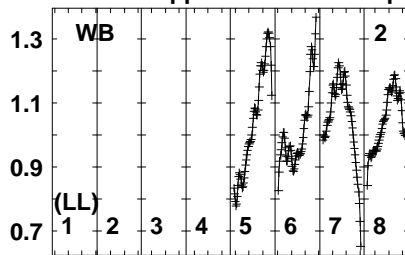
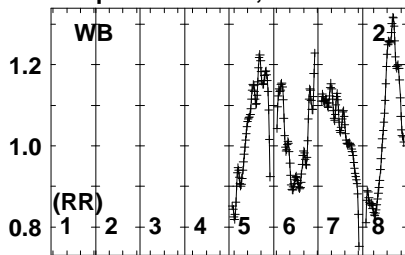


Lower frame: Real Jy
Auto-corr total-power spectrum Antenna: *
Timerange: 00/07:42:33 to 00/07:44:29

Plot file version 43 created 06-MAR-2023 10:14:01

J0350+5138 FR064 1.UVDATA.1

Freq = 4.7990 GHz, Bw = 32.000 MH No calibration applied and no bandpass applied



480083048709009309605005030
FREQ MHz

480083048709009309605005030
FREQ MHz

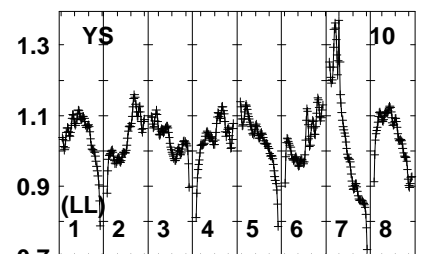
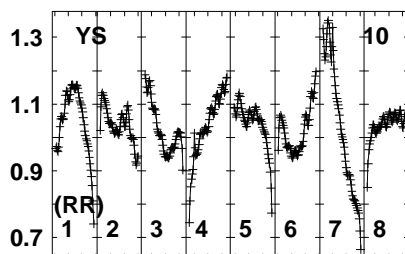
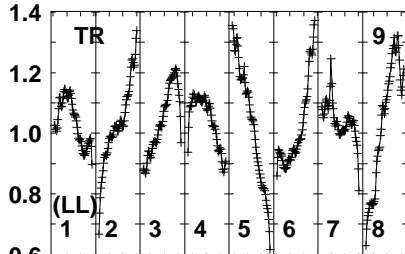
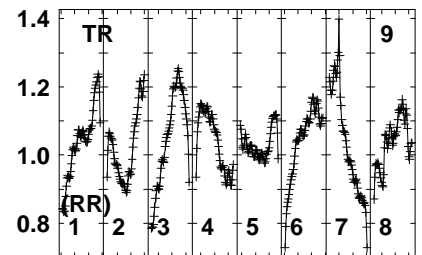
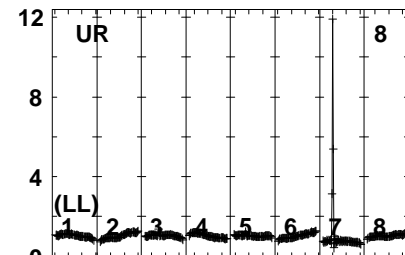
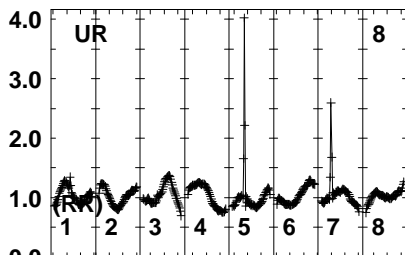
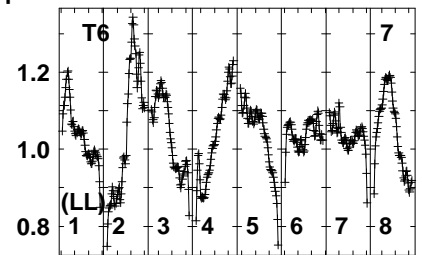
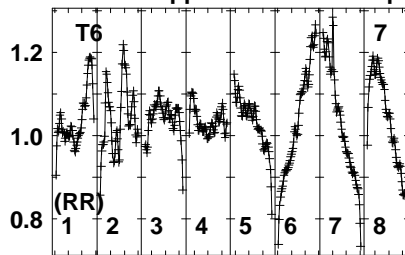
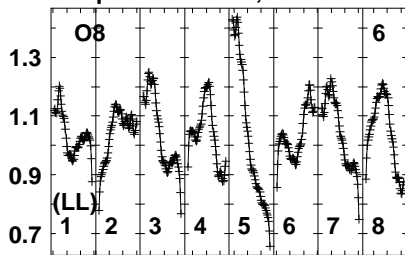
480083048709009309605005030
FREQ MHz

Lower frame: Real Jy
Auto-corr total-power spectrum Antenna: *
Timerange: 00/07:44:33 to 00/07:47:59

Plot file version 44 created 06-MAR-2023 10:14:02

J0350+5138 FR064 1.UVDATA.1

Freq = 4.7990 GHz, Bw = 32.000 MH No calibration applied and no bandpass applied



480083048709009309605005030
FREQ MHz

480083048709009309605005030
FREQ MHz

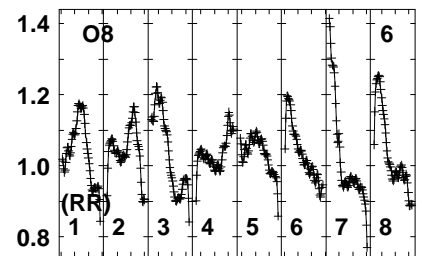
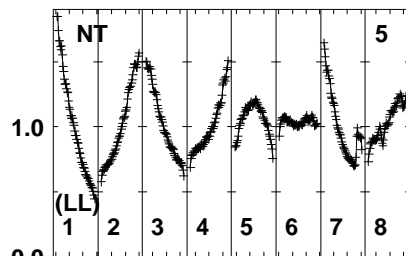
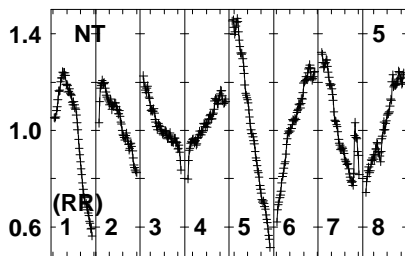
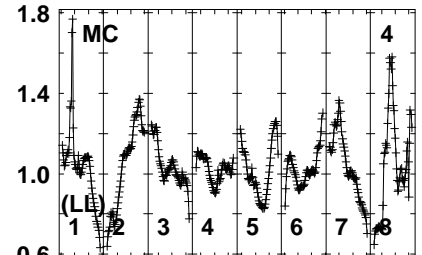
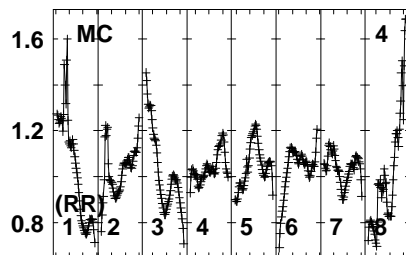
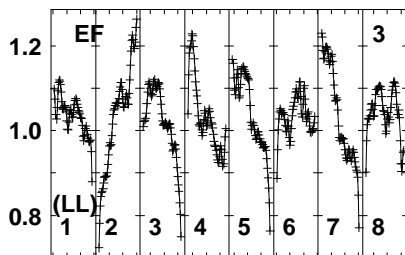
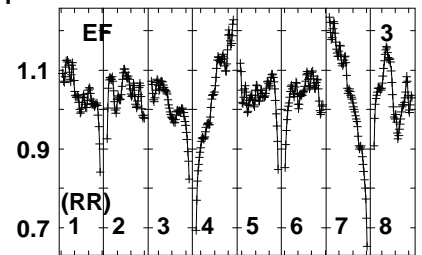
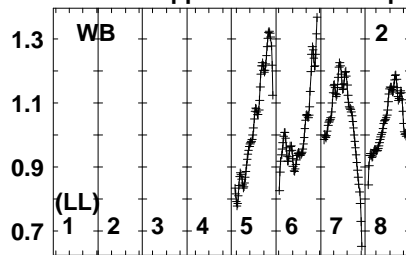
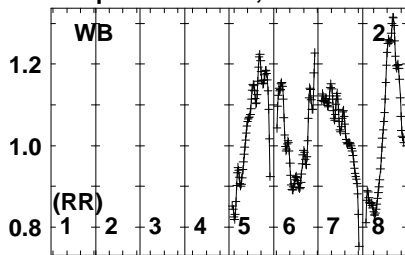
480083048709009309605005030
FREQ MHz

Lower frame: Real Jy
Auto-corr total-power spectrum Antenna: *
Timerange: 00/07:44:33 to 00/07:47:59

Plot file version 45 created 06-MAR-2023 10:14:02

J0359+5057 FR064 1.UVDATA.1

Freq = 4.7990 GHz, Bw = 32.000 MH No calibration applied and no bandpass applied



480083048709009309605005030
FREQ MHz

480083048709009309605005030
FREQ MHz

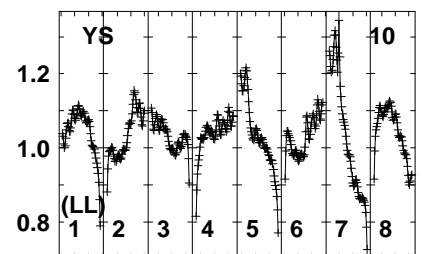
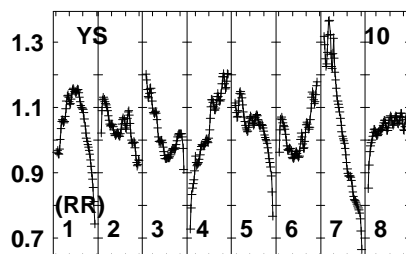
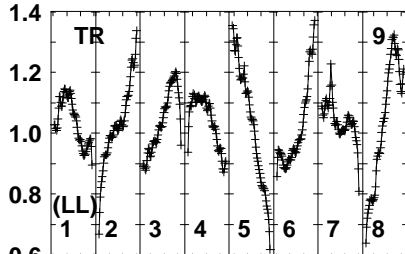
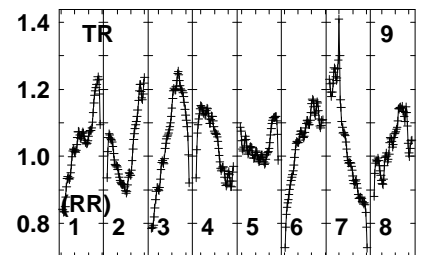
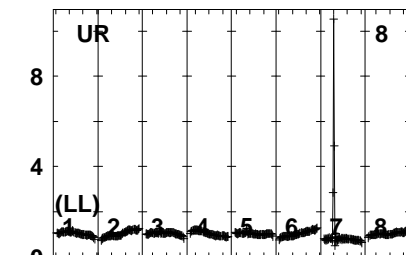
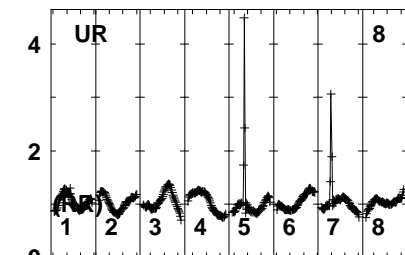
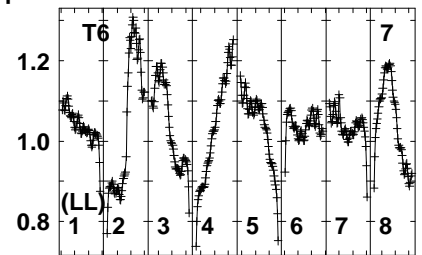
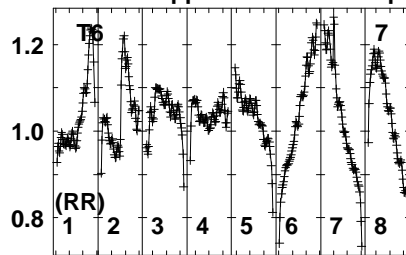
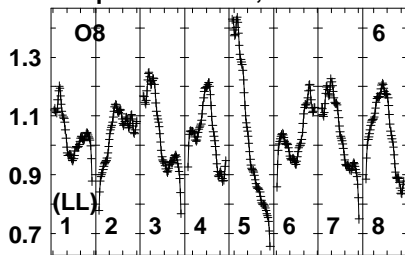
480083048709009309605005030
FREQ MHz

Lower frame: Real Jy
Auto-corr total-power spectrum Antenna: *
Timerange: 00/07:48:31 to 00/07:52:59

Plot file version 46 created 06-MAR-2023 10:14:02

J0359+5057 FR064 1.UVDATA.1

Freq = 4.7990 GHz, Bw = 32.000 MH No calibration applied and no bandpass applied



480083048709009309605005030
FREQ MHz

480083048709009309605005030
FREQ MHz

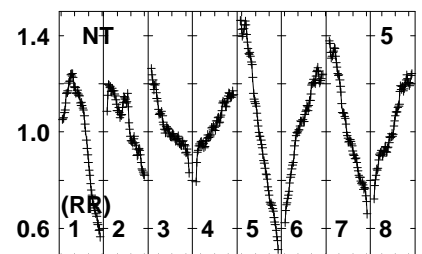
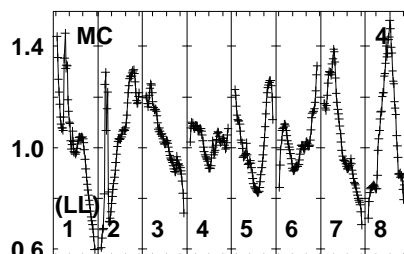
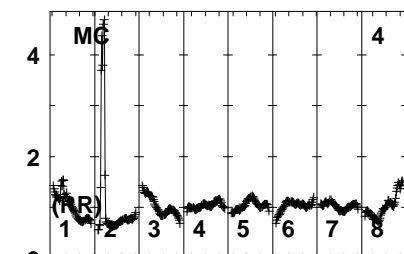
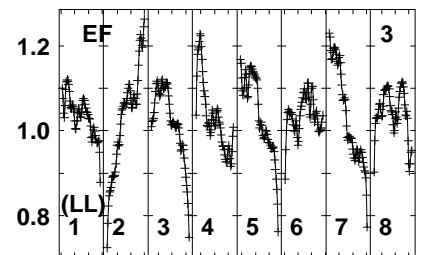
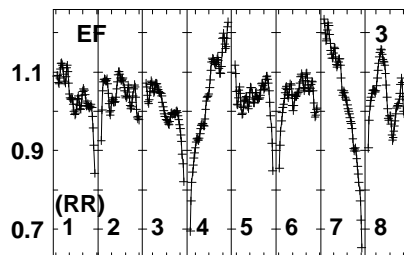
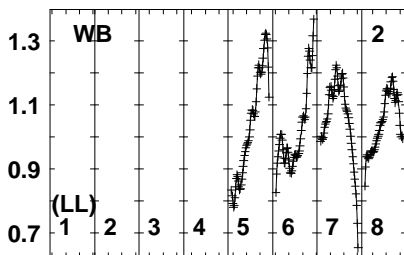
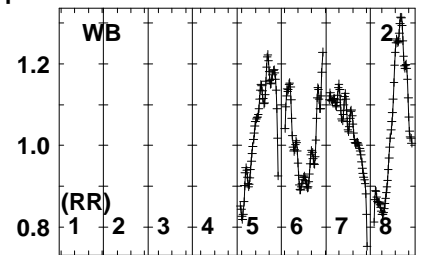
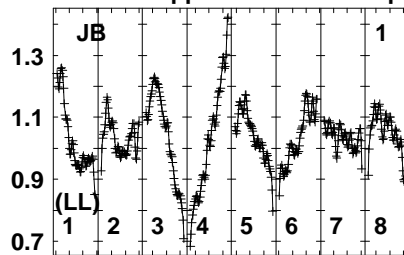
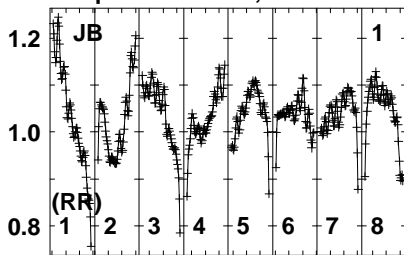
480083048709009309605005030
FREQ MHz

Lower frame: Real Jy
Auto-corr total-power spectrum Antenna: *
Timerange: 00/07:48:31 to 00/07:52:59

Plot file version 47 created 06-MAR-2023 10:14:02

J0359+5057 FR064 1.UVDATA.1

Freq = 4.7990 GHz, Bw = 32.000 MH No calibration applied and no bandpass applied



48004830487049004930496050005030
FREQ MHz

48004830487049004930496050005030
FREQ MHz

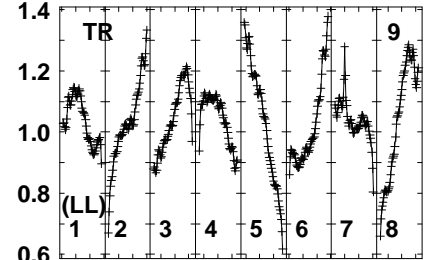
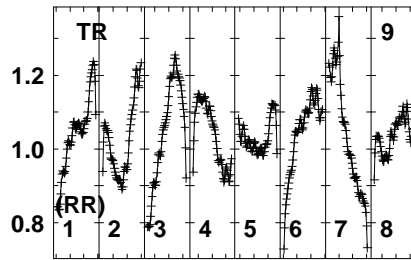
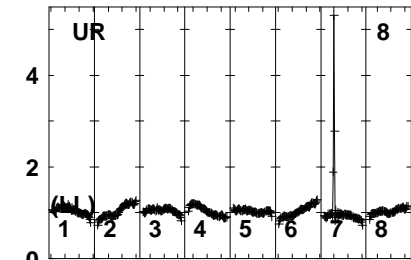
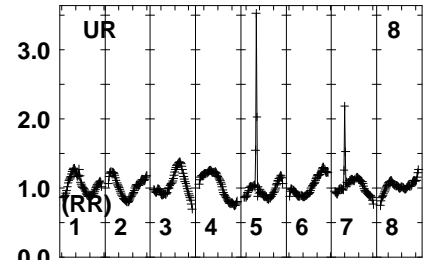
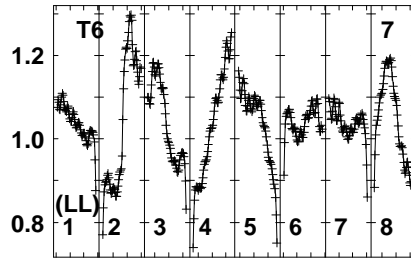
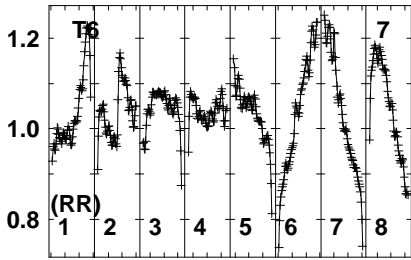
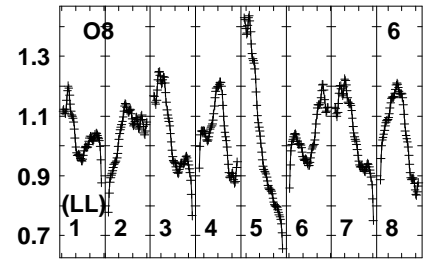
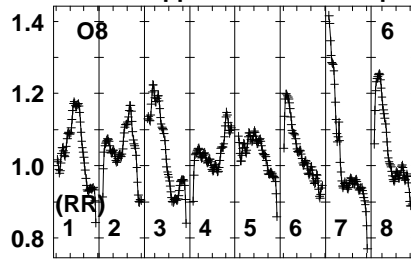
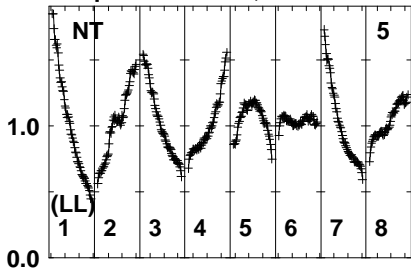
48004830487049004930496050005030
FREQ MHz

Lower frame: Real Jy
Auto-corr total-power spectrum Antenna: *
Timerange: 00/08:38:01 to 00/08:39:59

Plot file version 48 created 06-MAR-2023 10:14:02

J0359+5057 FR064 1.UVDATA.1

Freq = 4.7990 GHz, Bw = 32.000 MH No calibration applied and no bandpass applied



4800 830 4870 900 930 960 500 5030
FREQ MHz

4800 830 4870 900 930 960 500 5030
FREQ MHz

4800 830 4870 900 930 960 500 5030
FREQ MHz

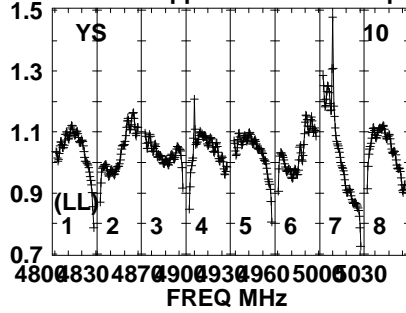
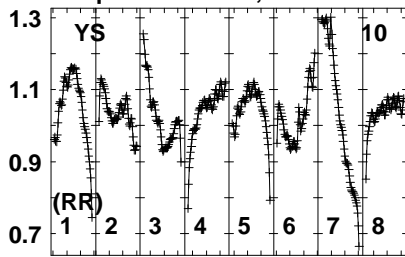
Lower frame: Real Jy
Auto-corr total-power spectrum Antenna: *
Timerange: 00/08:38:01 to 00/08:39:59

Plot file version 49 created 06-MAR-2023 10:14:02

J0359+5057 FR064 1.UVDATA.1

Freq = 4.7990 GHz, Bw = 32.000 MH

No calibration applied and no bandpass applied

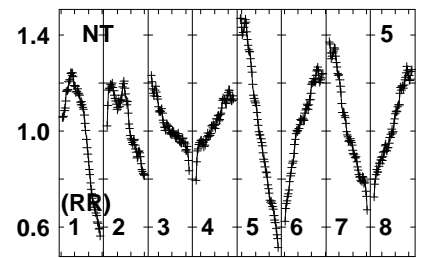
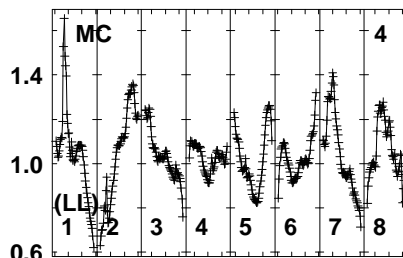
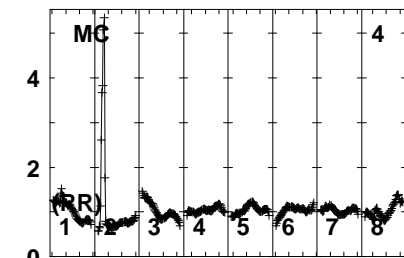
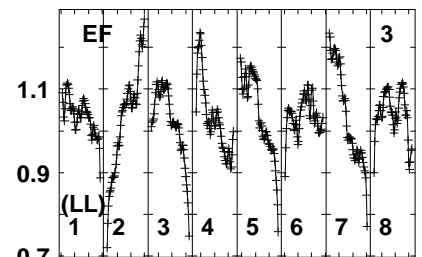
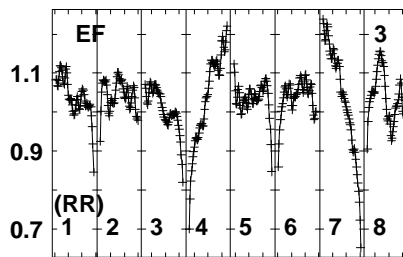
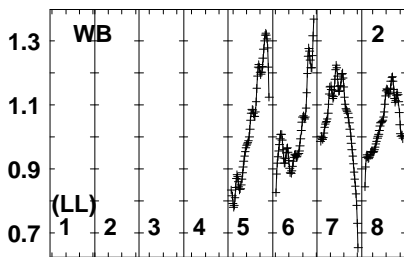
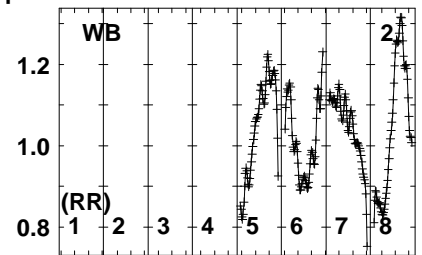
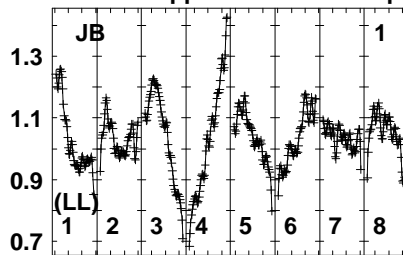
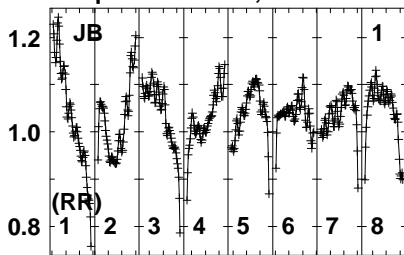


Lower frame: Real Jy
Auto-corr total-power spectrum Antenna: *
Timerange: 00/08:38:01 to 00/08:39:59

Plot file version 50 created 06-MAR-2023 10:14:03

J0350+5138 FR064 1.UVDATA.1

Freq = 4.7990 GHz, Bw = 32.000 MH No calibration applied and no bandpass applied



480 4830 4870 4900 4930 4960 5000 5030
FREQ MHz

480 4830 4870 4900 4930 4960 5000 5030
FREQ MHz

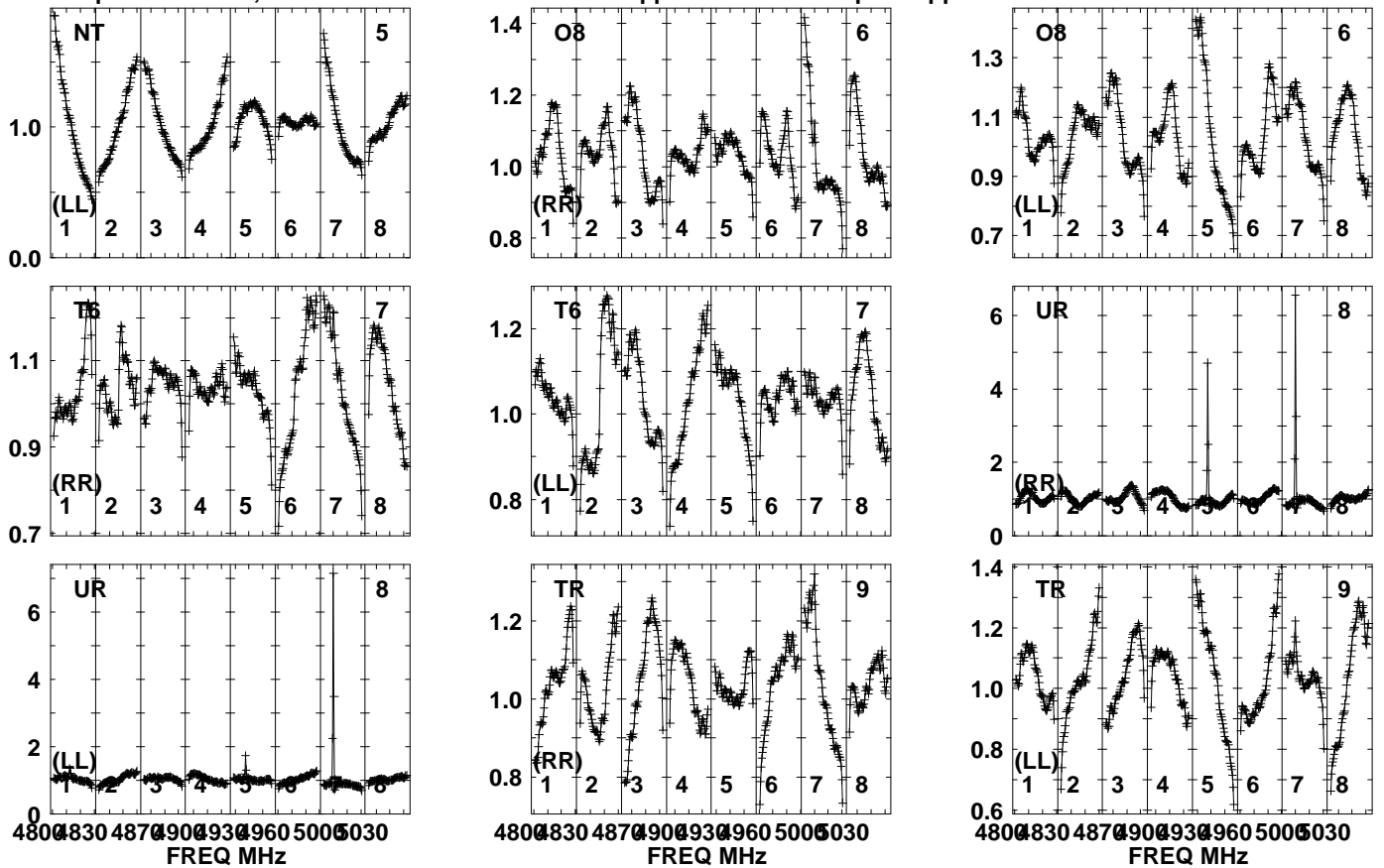
480 4830 4870 4900 4930 4960 5000 5030
FREQ MHz

Lower frame: Real Jy
Auto-corr total-power spectrum Antenna: *
Timerange: 00/08:40:01 to 00/08:43:29

Plot file version 51 created 06-MAR-2023 10:14:03

J0350+5138 FR064 1.UVDATA.1

Freq = 4.7990 GHz, Bw = 32.000 MH No calibration applied and no bandpass applied



Lower frame: Real Jy

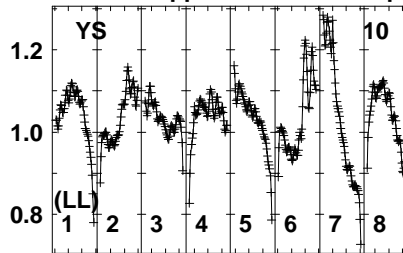
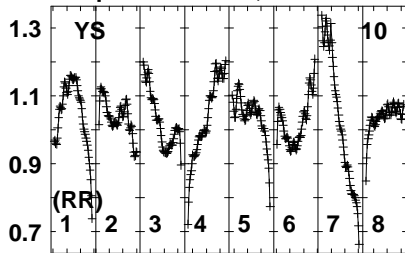
Auto-corr total-power spectrum Antenna: *

Timerange: 00/08:40:01 to 00/08:43:29

Plot file version 52 created 06-MAR-2023 10:14:03

J0350+5138 FR064 1.UVDATA.1

Freq = 4.7990 GHz, Bw = 32.000 MH No calibration applied and no bandpass applied



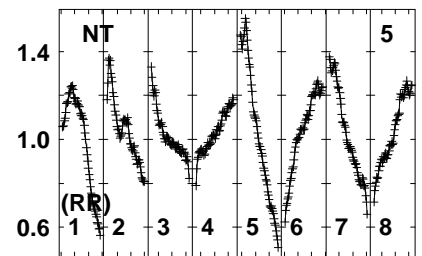
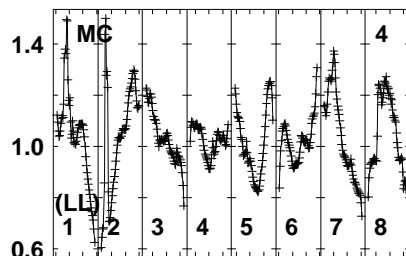
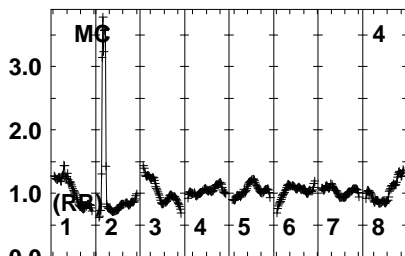
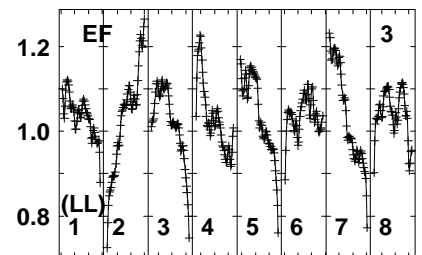
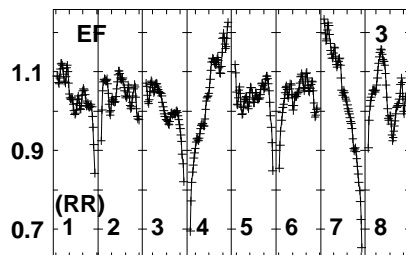
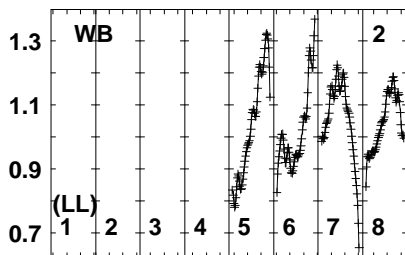
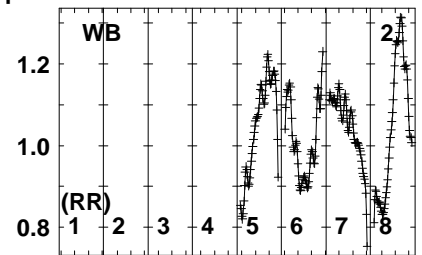
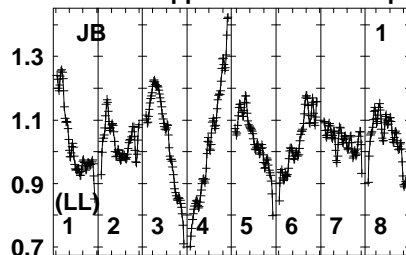
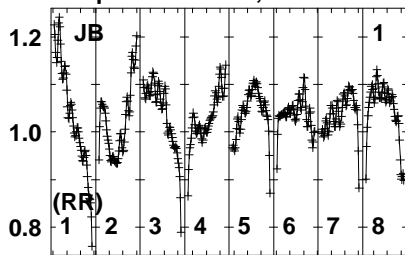
480083048709009309605005030
FREQ MHz

Lower frame: Real Jy
Auto-corr total-power spectrum Antenna: *
Timerange: 00/08:40:01 to 00/08:43:29

Plot file version 53 created 06-MAR-2023 10:14:03

J0359+5057 FR064 1.UVDATA.1

Freq = 4.7990 GHz, Bw = 32.000 MH No calibration applied and no bandpass applied



480083048709009309605005030
FREQ MHz

480083048709009309605005030
FREQ MHz

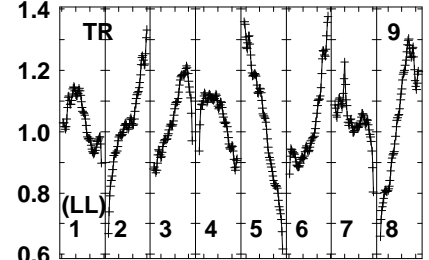
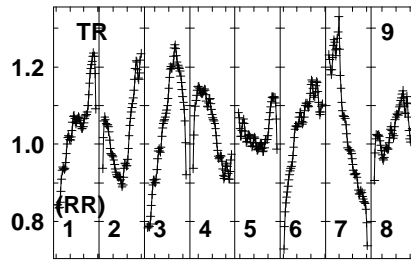
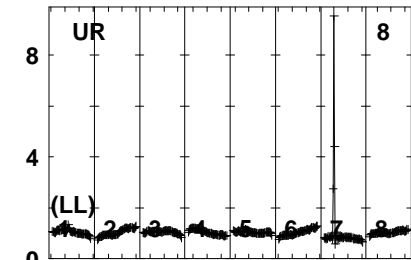
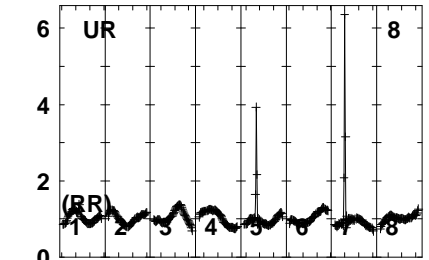
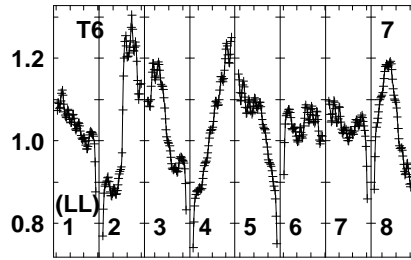
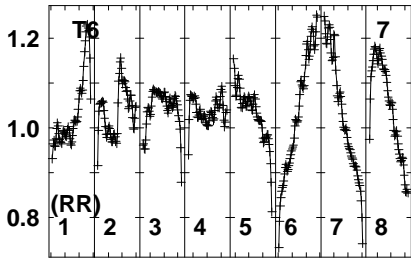
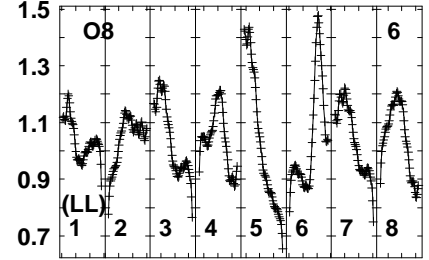
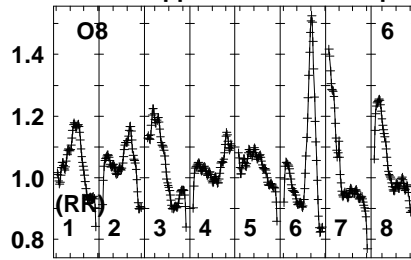
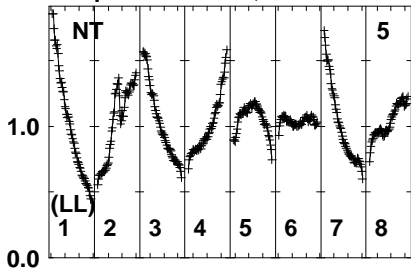
480083048709009309605005030
FREQ MHz

Lower frame: Real Jy
Auto-corr total-power spectrum Antenna: *
Timerange: 00/08:44:01 to 00/08:45:29

Plot file version 54 created 06-MAR-2023 10:14:03

J0359+5057 FR064 1.UVDATA.1

Freq = 4.7990 GHz, Bw = 32.000 MH No calibration applied and no bandpass applied



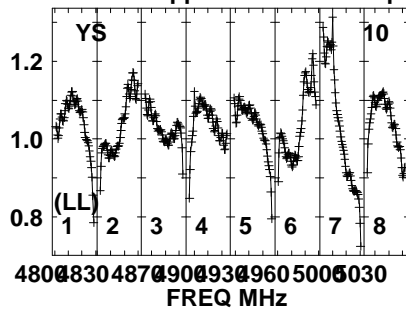
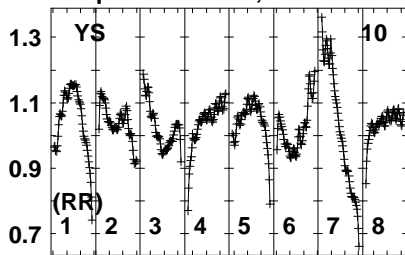
4800 4830 4870 4900 4930 4960 5000 5030
FREQ MHz

4800 4830 4870 4900 4930 4960 5000 5030
FREQ MHz

4800 4830 4870 4900 4930 4960 5000 5030
FREQ MHz

Lower frame: Real Jy
Auto-corr total-power spectrum Antenna: *
Timerange: 00/08:44:01 to 00/08:45:29

Plot file version 55 created 06-MAR-2023 10:14:03
 J0359+5057 FR064 1.UVDATA.1
 Freq = 4.7990 GHz, Bw = 32.000 MH No calibration applied and no bandpass applied

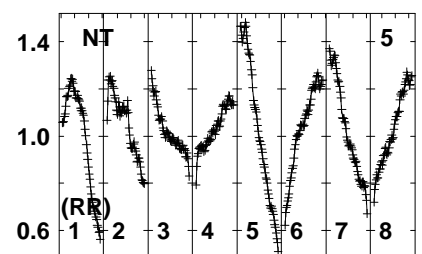
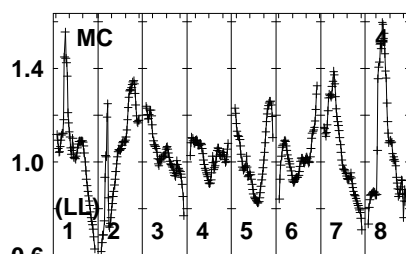
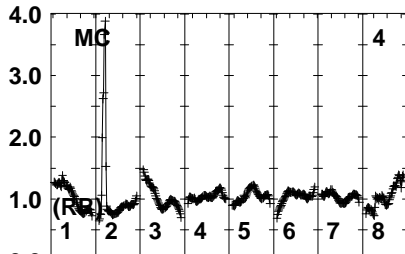
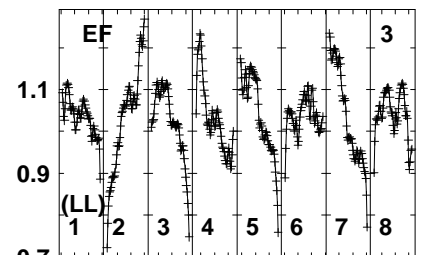
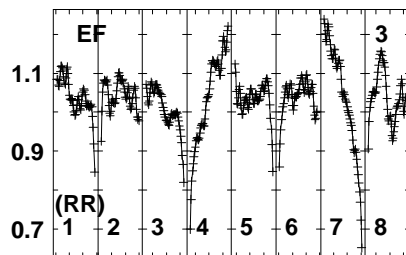
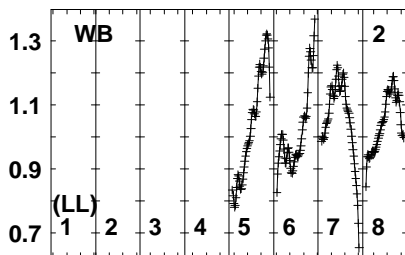
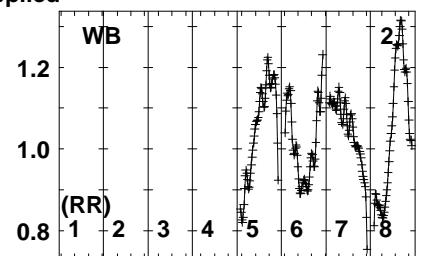
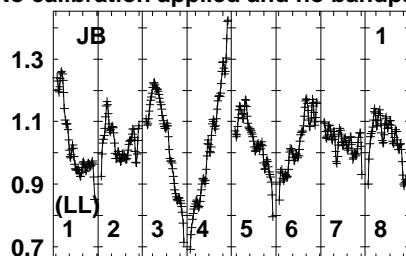
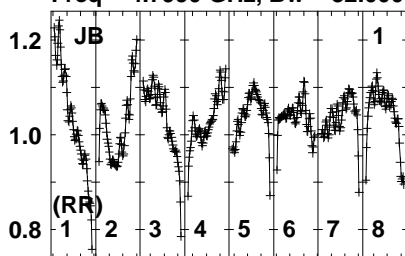


Lower frame: Real Jy
 Auto-corr total-power spectrum Antenna: *
 Timerange: 00/08:44:01 to 00/08:45:29

Plot file version 56 created 06-MAR-2023 10:14:03

J0350+5138 FR064 1.UVDATA.1

Freq = 4.7990 GHz, Bw = 32.000 MH No calibration applied and no bandpass applied



480083048709009309605005030
FREQ MHz

480083048709009309605005030
FREQ MHz

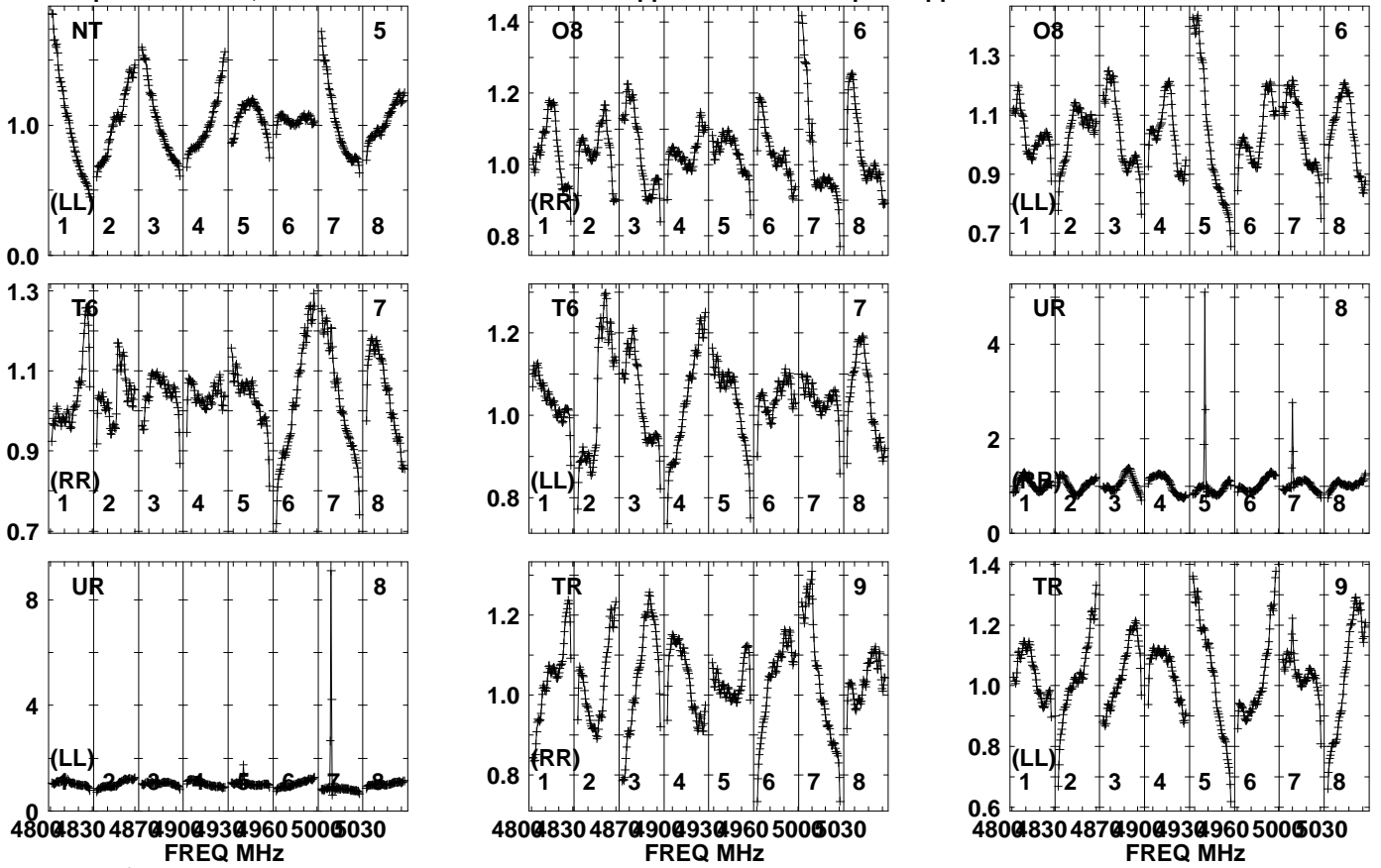
480083048709009309605005030
FREQ MHz

Lower frame: Real Jy
Auto-corr total-power spectrum Antenna: *
Timerange: 00/08:45:31 to 00/08:48:59

Plot file version 57 created 06-MAR-2023 10:14:03

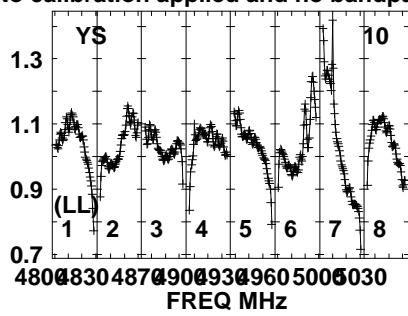
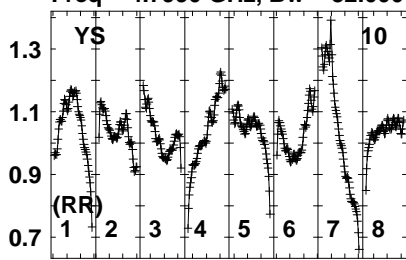
J0350+5138 FR064 1.UVDATA.1

Freq = 4.7990 GHz, Bw = 32.000 MH No calibration applied and no bandpass applied



Lower frame: Real Jy
Auto-corr total-power spectrum Antenna: *
Timerange: 00/08:45:31 to 00/08:48:59

Plot file version 58 created 06-MAR-2023 10:14:03
J0350+5138 FR064 1.UVDATA.1
Freq = 4.7990 GHz, Bw = 32.000 MH No calibration applied and no bandpass applied

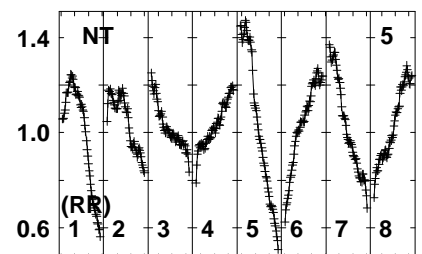
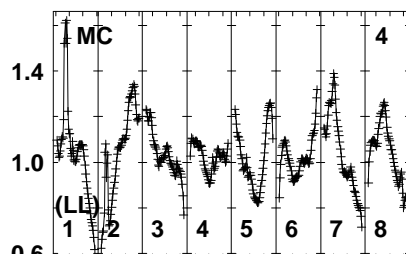
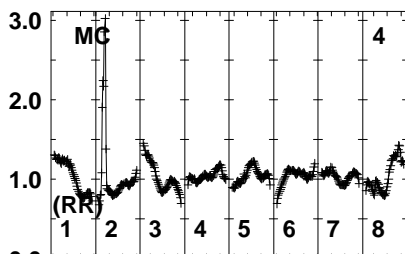
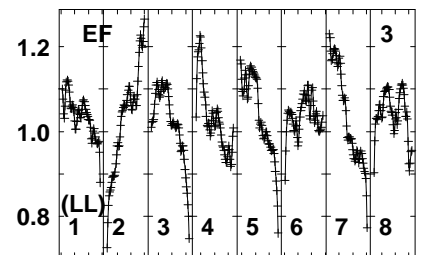
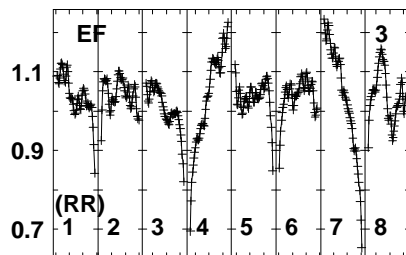
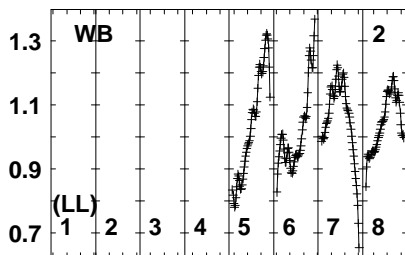
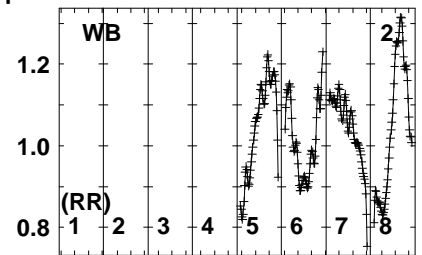
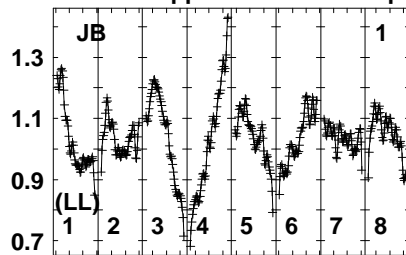
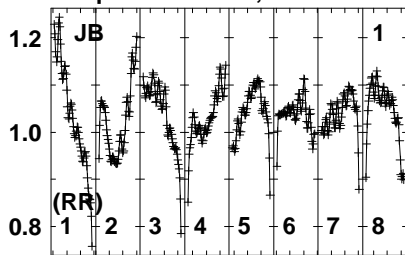


Lower frame: Real Jy
Auto-corr total-power spectrum Antenna: *
Timerange: 00/08:45:31 to 00/08:48:59

Plot file version 59 created 06-MAR-2023 10:14:03

J0359+5057 FR064 1.UVDATA.1

Freq = 4.7990 GHz, Bw = 32.000 MH No calibration applied and no bandpass applied



480083048709009309605005030
FREQ MHz

480083048709009309605005030
FREQ MHz

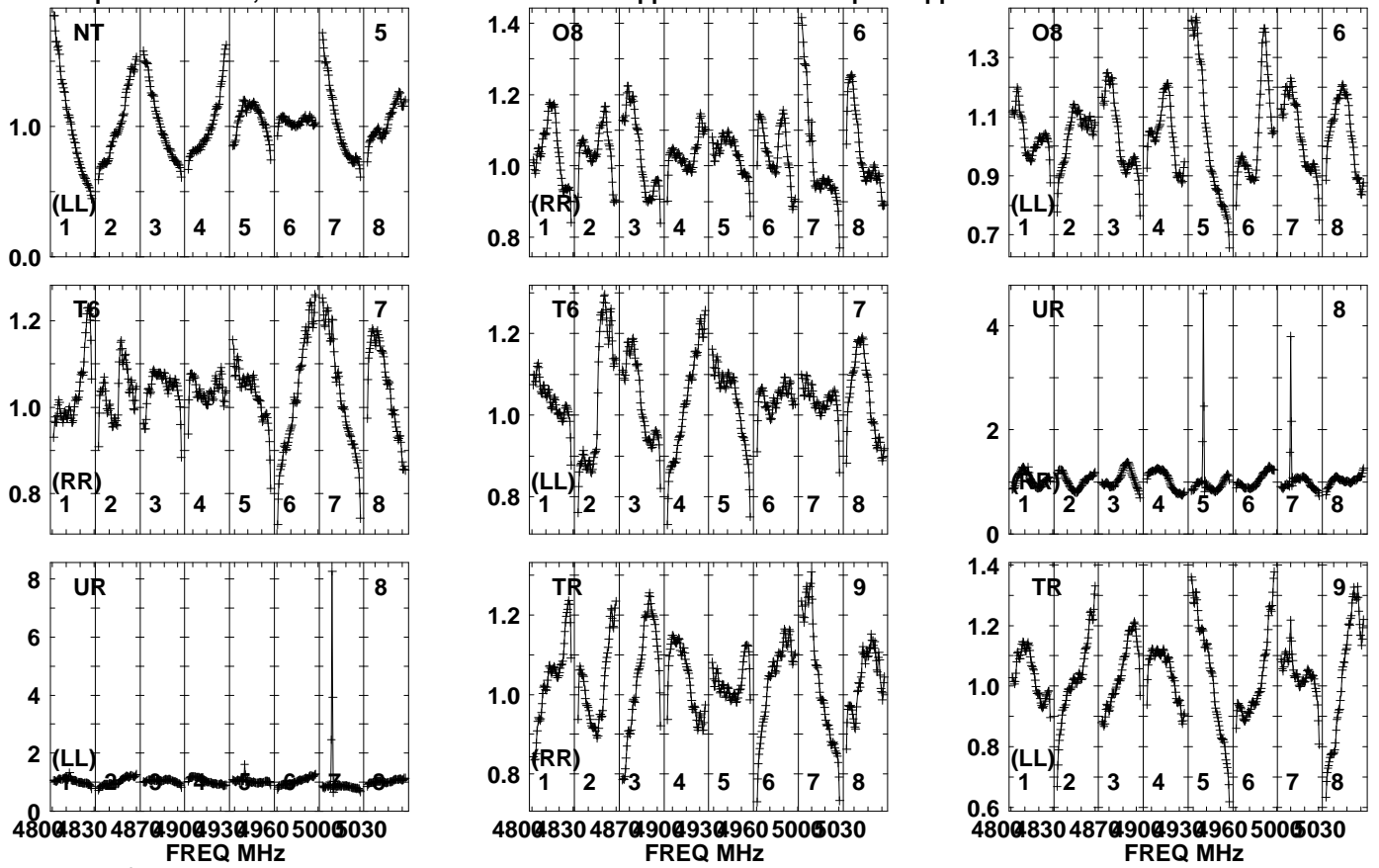
480083048709009309605005030
FREQ MHz

Lower frame: Real Jy
Auto-corr total-power spectrum Antenna: *
Timerange: 00/08:49:03 to 00/08:50:59

Plot file version 60 created 06-MAR-2023 10:14:04

J0359+5057 FR064 1.UVDATA.1

Freq = 4.7990 GHz, Bw = 32.000 MH No calibration applied and no bandpass applied

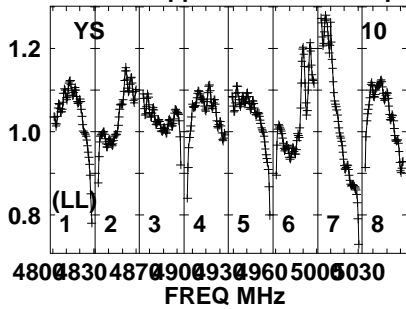
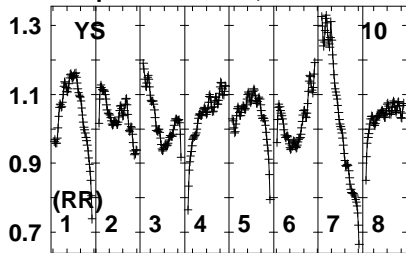


Lower frame: Real Jy

Auto-corr total-power spectrum Antenna: *

Timerange: 00/08:49:03 to 00/08:50:59

Plot file version 61 created 06-MAR-2023 10:14:04
 J0359+5057 FR064 1.UVDATA.1
 Freq = 4.7990 GHz, Bw = 32.000 MH No calibration applied and no bandpass applied

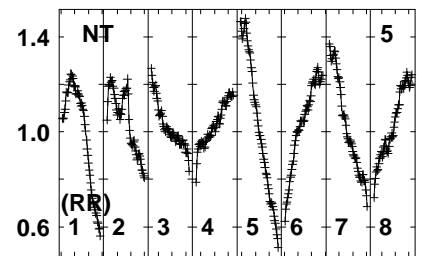
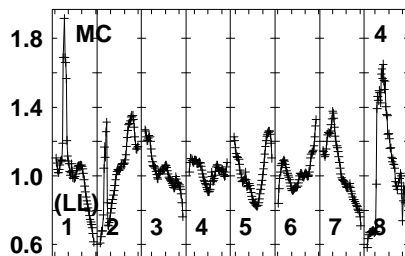
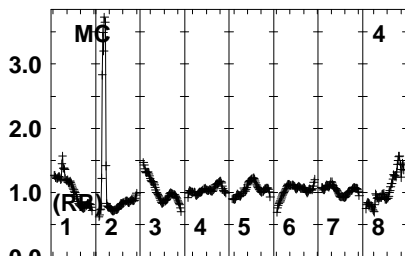
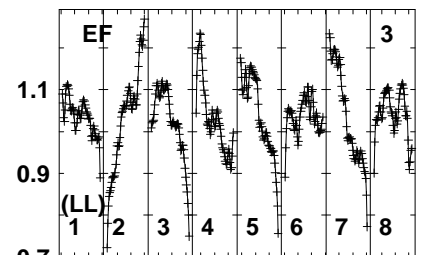
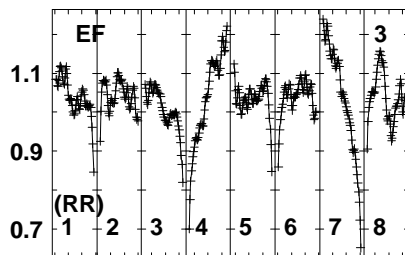
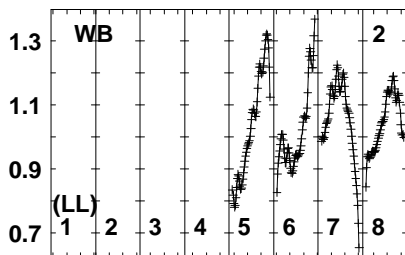
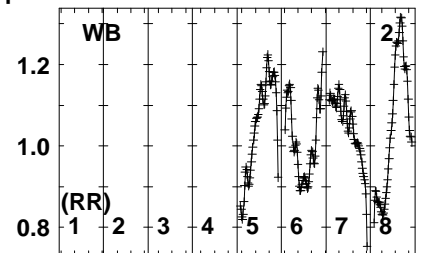
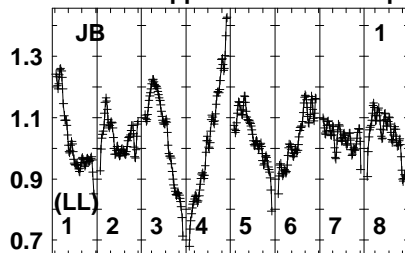
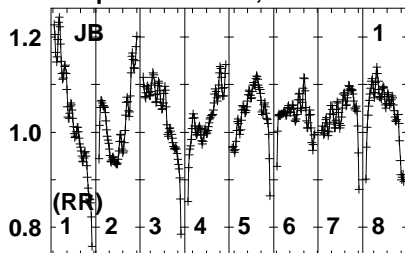


Lower frame: Real Jy
 Auto-corr total-power spectrum Antenna: *
 Timerange: 00/08:49:03 to 00/08:50:59

Plot file version 62 created 06-MAR-2023 10:14:04

J0350+5138 FR064 1.UVDATA.1

Freq = 4.7990 GHz, Bw = 32.000 MH No calibration applied and no bandpass applied



480083048709009309605005030
FREQ MHz

480083048709009309605005030
FREQ MHz

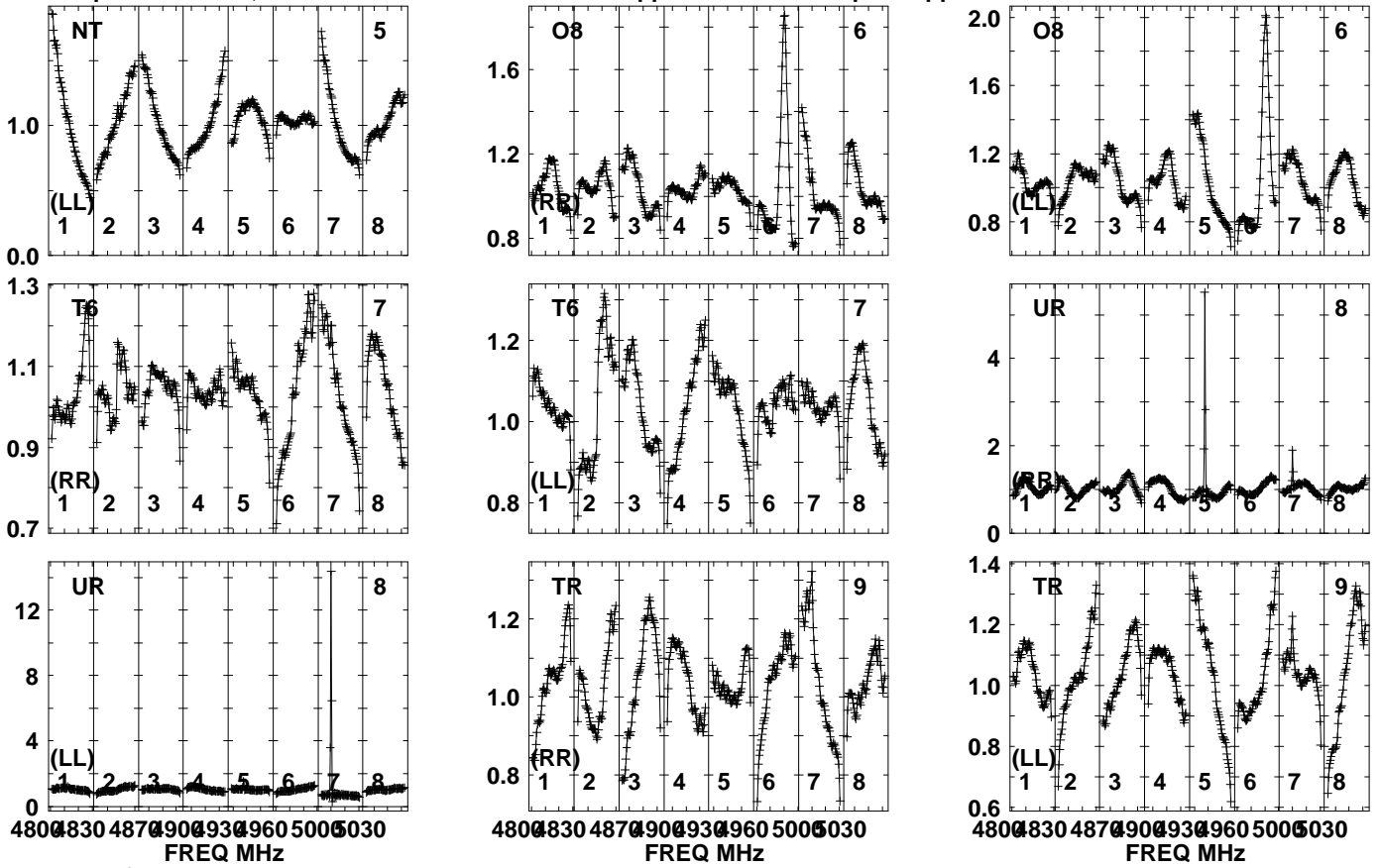
480083048709009309605005030
FREQ MHz

Lower frame: Real Jy
Auto-corr total-power spectrum Antenna: *
Timerange: 00/08:51:01 to 00/08:54:29

Plot file version 63 created 06-MAR-2023 10:14:04

J0350+5138 FR064 1.UVDATA.1

Freq = 4.7990 GHz, Bw = 32.000 MH No calibration applied and no bandpass applied

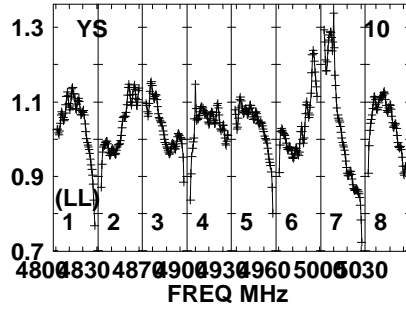
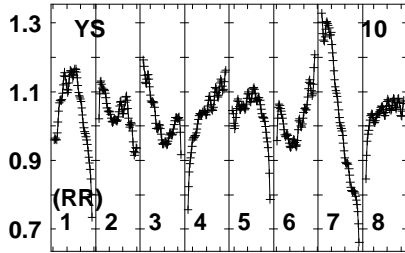


Lower frame: Real Jy
Auto-corr total-power spectrum Antenna: *
Timerange: 00/08:51:01 to 00/08:54:29

Plot file version 64 created 06-MAR-2023 10:14:04

J0350+5138 FR064 1.UVDATA.1

Freq = 4.7990 GHz, Bw = 32.000 MH No calibration applied and no bandpass applied

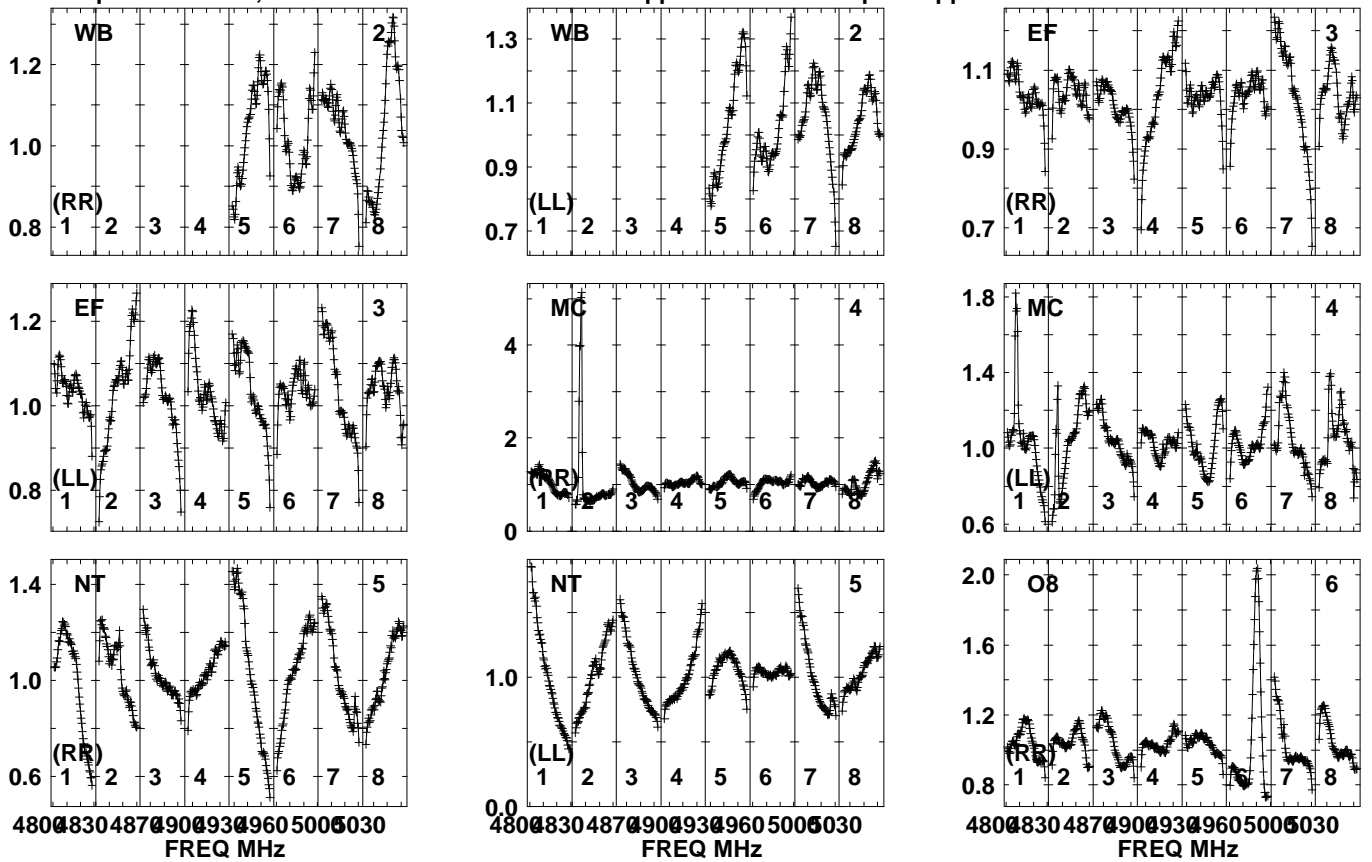


Lower frame: Real Jy
Auto-corr total-power spectrum Antenna: *
Timerange: 00/08:51:01 to 00/08:54:29

Plot file version 65 created 06-MAR-2023 10:14:04

J0359+5057 FR064 1.UVDATA.1

Freq = 4.7990 GHz, Bw = 32.000 MH No calibration applied and no bandpass applied

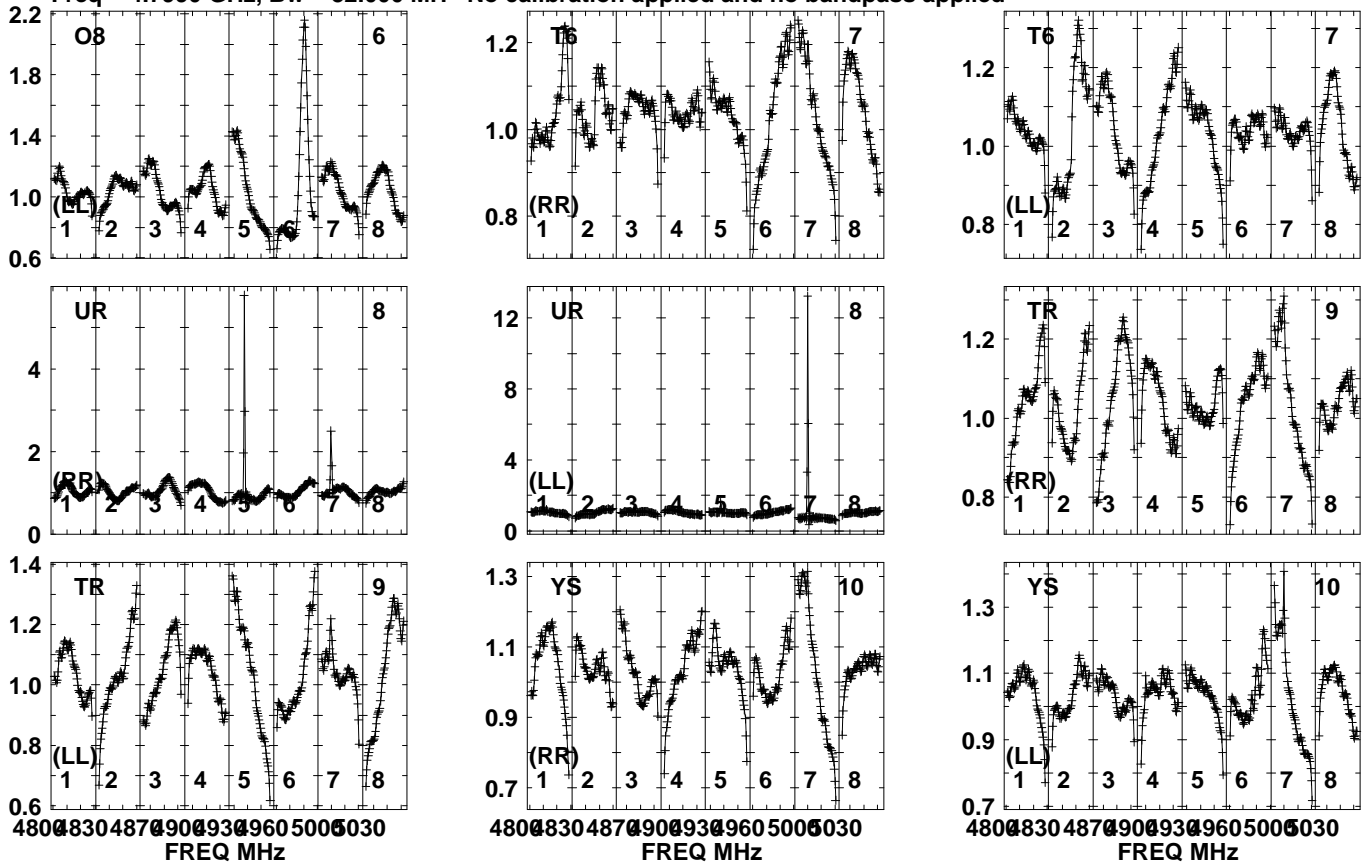


Lower frame: Real Jy
Auto-corr total-power spectrum Antenna: *
Timerange: 00/08:55:01 to 00/08:59:29

Plot file version 66 created 06-MAR-2023 10:14:04

J0359+5057 FR064 1.UVDATA.1

Freq = 4.7990 GHz, Bw = 32.000 MH No calibration applied and no bandpass applied

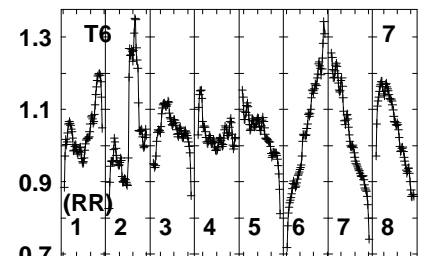
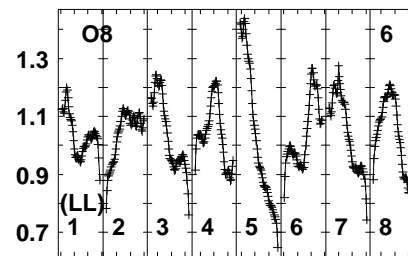
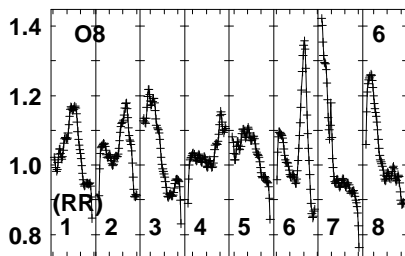
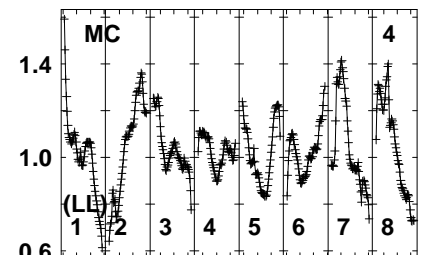
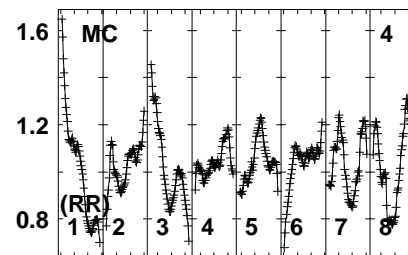
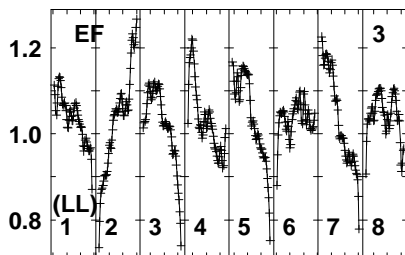
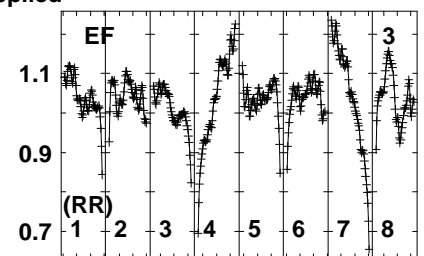
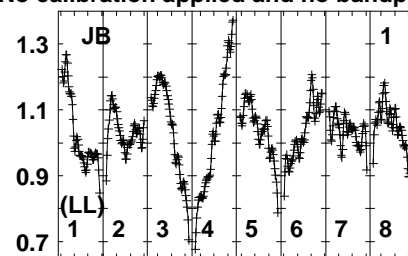
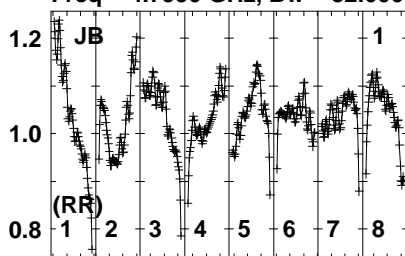


Lower frame: Real Jy
Auto-corr total-power spectrum Antenna: *
Timerange: 00/08:55:01 to 00/08:59:29

Plot file version 67 created 06-MAR-2023 10:14:05

J1824+5651 FR064 1.UVDATA.1

Freq = 4.7990 GHz, Bw = 32.000 MH No calibration applied and no bandpass applied



480083048709009309605005030
FREQ MHz

480083048709009309605005030
FREQ MHz

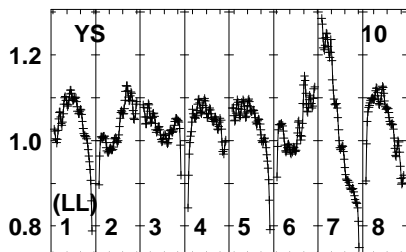
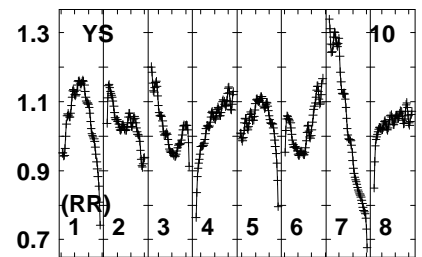
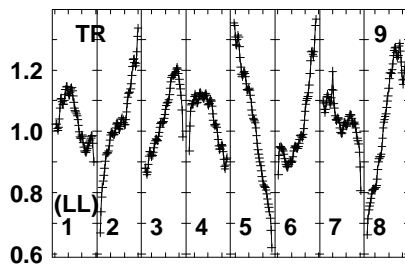
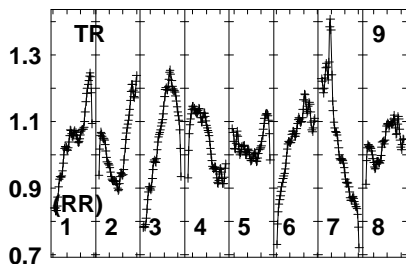
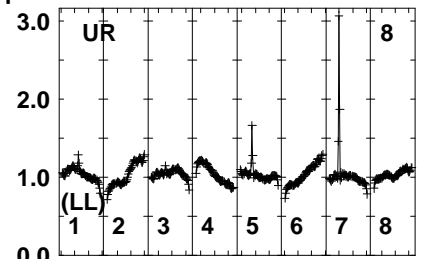
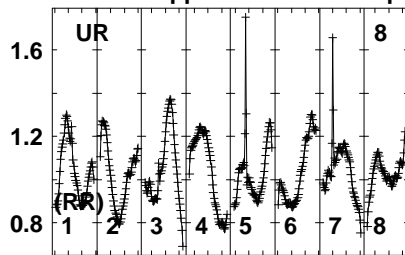
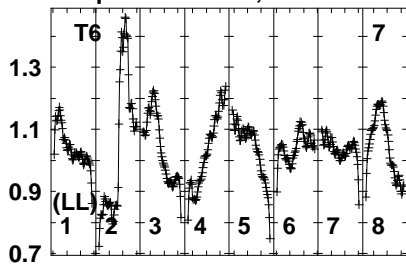
480083048709009309605005030
FREQ MHz

Lower frame: Real Jy
Auto-corr total-power spectrum Antenna: *
Timerange: 00/09:40:31 to 00/09:47:29

Plot file version 68 created 06-MAR-2023 10:14:05

J1824+5651 FR064 1.UVDATA.1

Freq = 4.7990 GHz, Bw = 32.000 MH No calibration applied and no bandpass applied



480083048709009309605005030

FREQ MHz

Lower frame: Real Jy

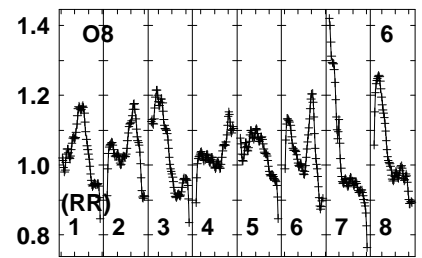
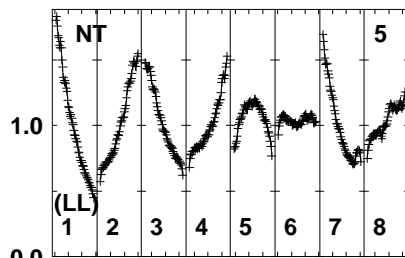
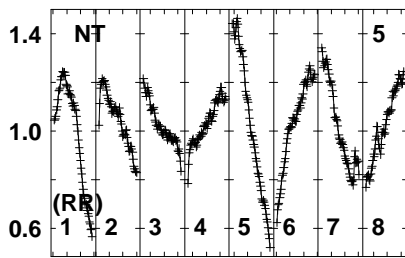
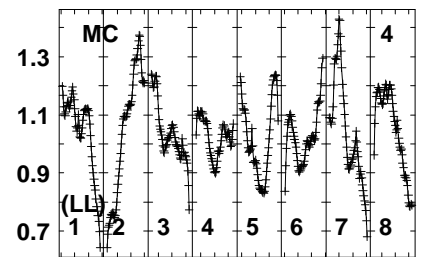
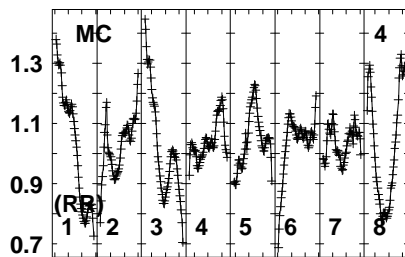
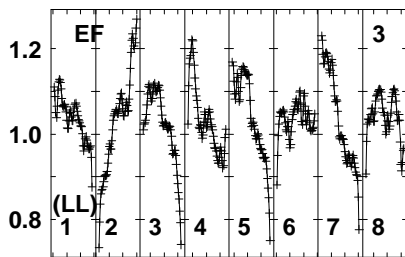
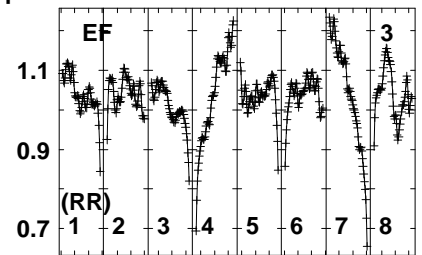
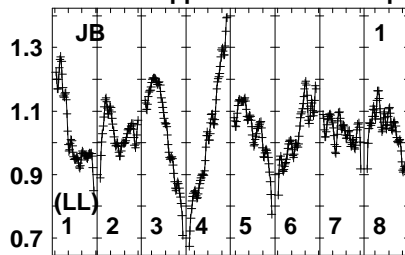
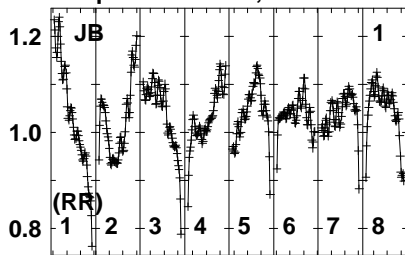
Auto-corr total-power spectrum Antenna: *

Timerange: 00/09:40:31 to 00/09:47:29

Plot file version 69 created 06-MAR-2023 10:14:05

J2022+6136 FR064 1.UVDATA.1

Freq = 4.7990 GHz, Bw = 32.000 MH No calibration applied and no bandpass applied



480083048709009309605005030
FREQ MHz

480083048709009309605005030
FREQ MHz

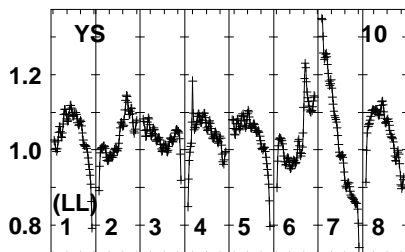
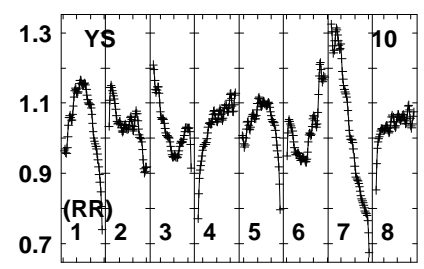
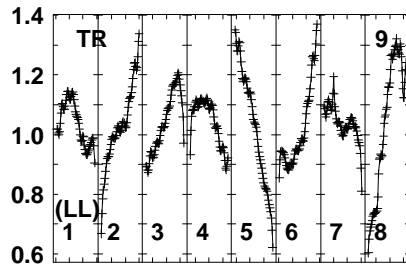
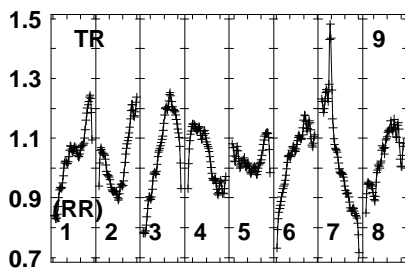
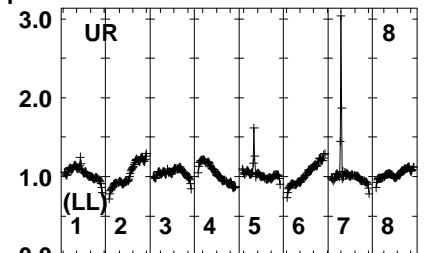
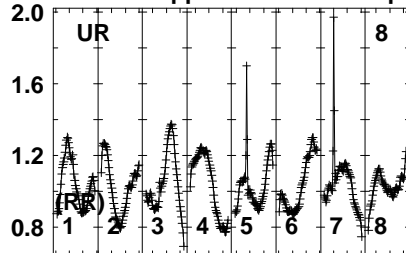
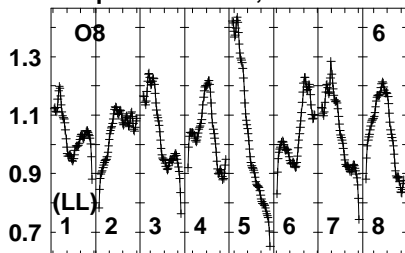
480083048709009309605005030
FREQ MHz

Lower frame: Real Jy
Auto-corr total-power spectrum Antenna: *
Timerange: 00/09:49:31 to 00/09:56:29

Plot file version 70 created 06-MAR-2023 10:14:05

J2022+6136 FR064 1.UVDATA.1

Freq = 4.7990 GHz, Bw = 32.000 MH No calibration applied and no bandpass applied



480083048709009309605005030

FREQ MHz

Lower frame: Real Jy

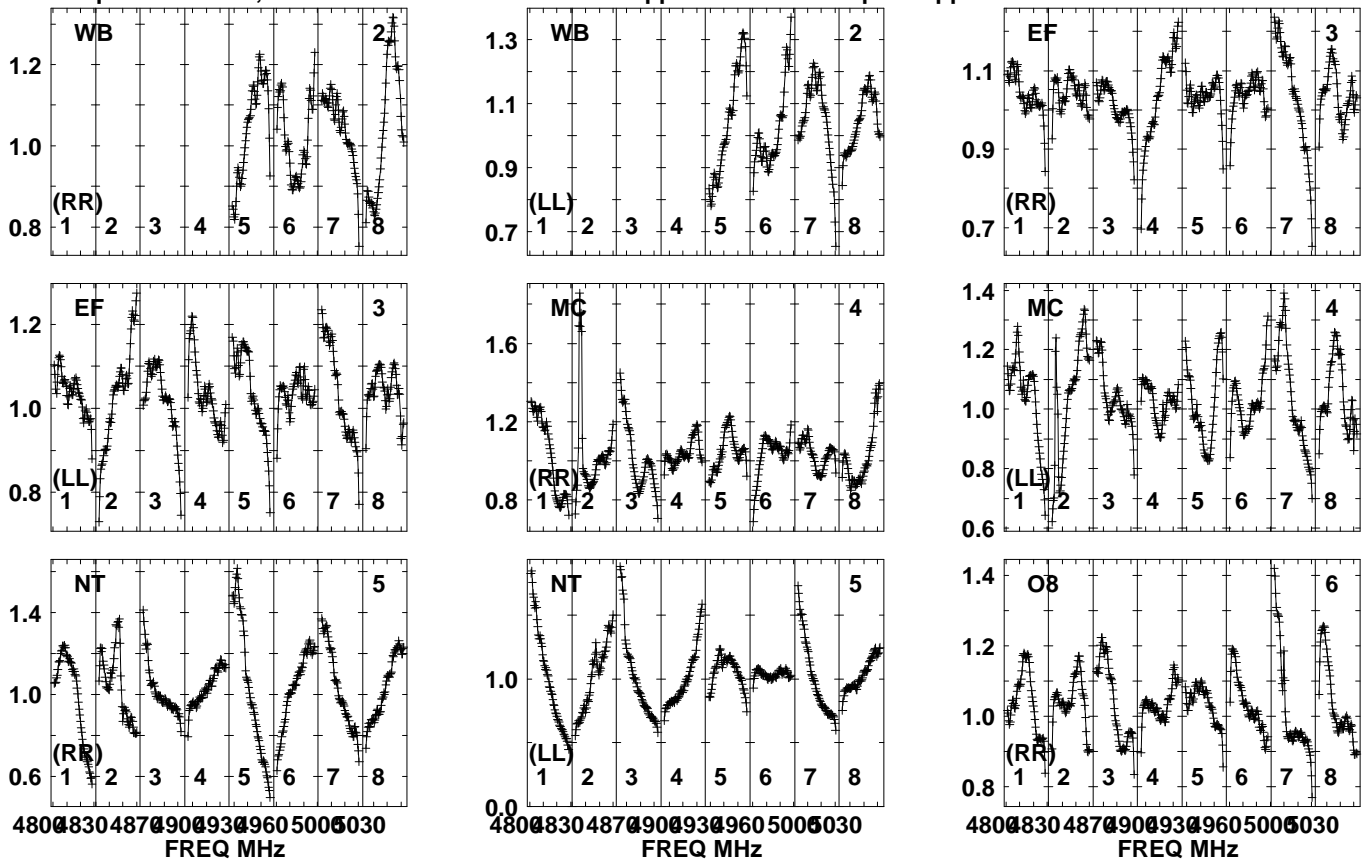
Auto-corr total-power spectrum Antenna: *

Timerange: 00/09:49:31 to 00/09:56:29

Plot file version 71 created 06-MAR-2023 10:14:05

J0359+5057 FR064 1.UVDATA.1

Freq = 4.7990 GHz, Bw = 32.000 MH No calibration applied and no bandpass applied

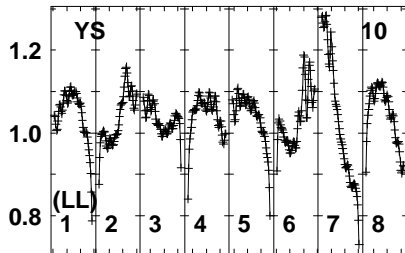
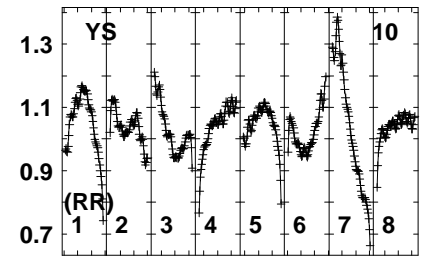
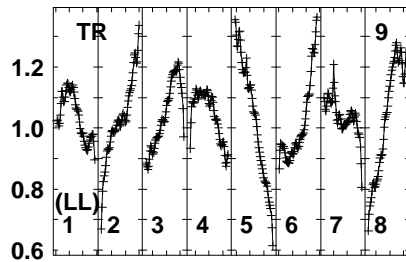
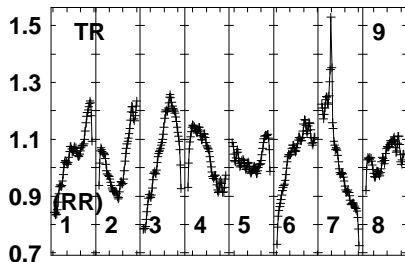
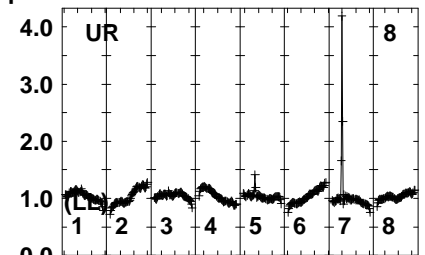
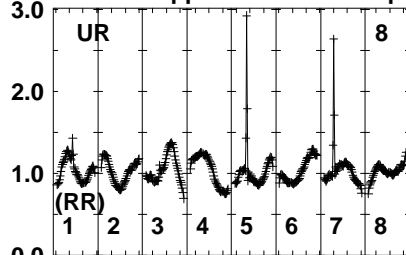
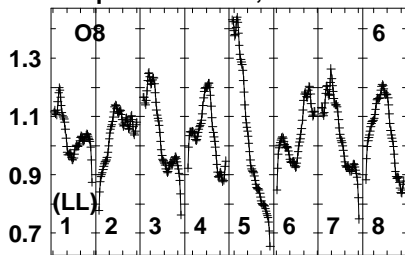


Lower frame: Real Jy
Auto-corr total-power spectrum Antenna: *
Timerange: 00/10:22:01 to 00/10:23:59

Plot file version 72 created 06-MAR-2023 10:14:05

J0359+5057 FR064 1.UVDATA.1

Freq = 4.7990 GHz, Bw = 32.000 MH No calibration applied and no bandpass applied



480083048709009309605005030

FREQ MHz

Lower frame: Real Jy

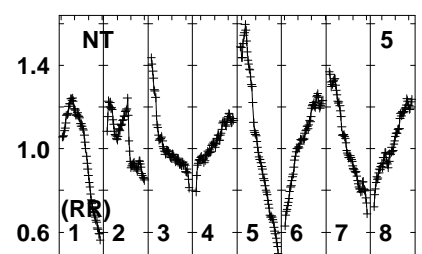
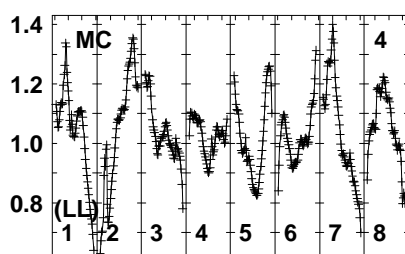
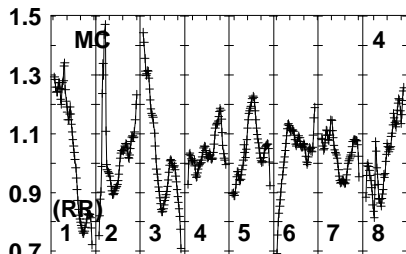
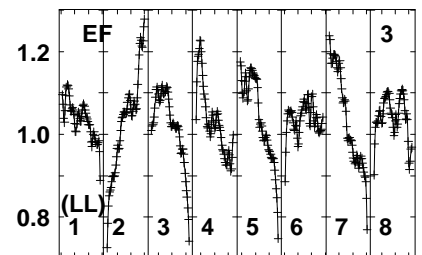
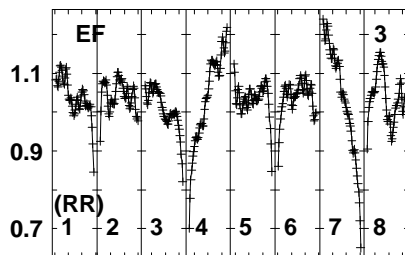
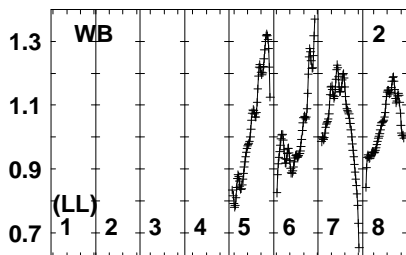
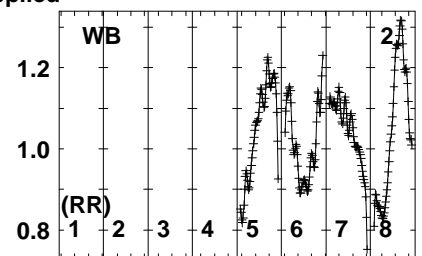
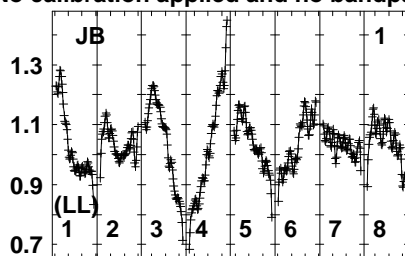
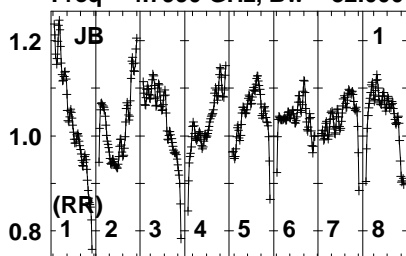
Auto-corr total-power spectrum Antenna: *

Timerange: 00/10:22:01 to 00/10:23:59

Plot file version 73 created 06-MAR-2023 10:14:06

J0350+5138 FR064 1.UVDATA.1

Freq = 4.7990 GHz, Bw = 32.000 MH No calibration applied and no bandpass applied



480083048709009309605005030
FREQ MHz

480083048709009309605005030
FREQ MHz

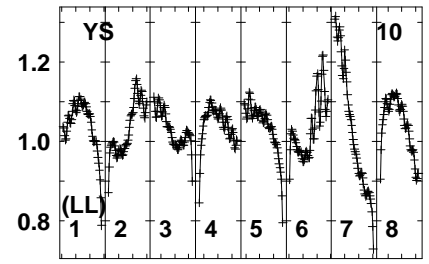
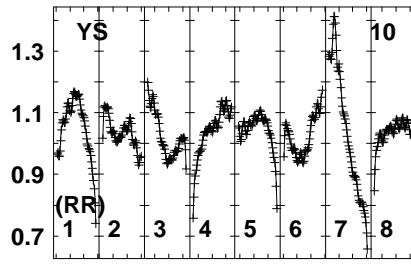
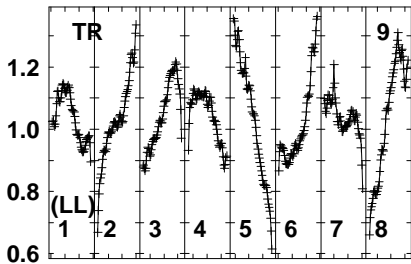
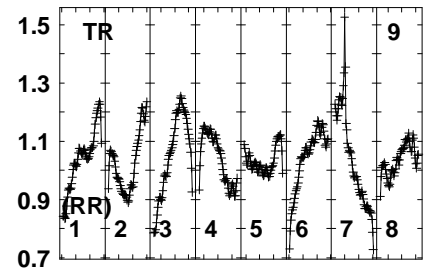
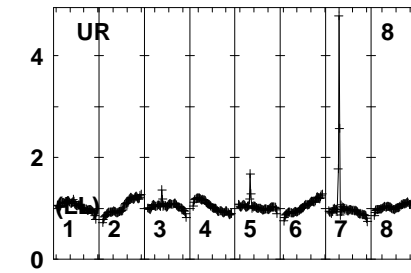
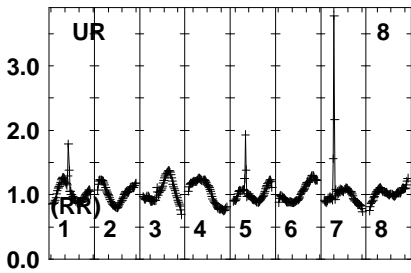
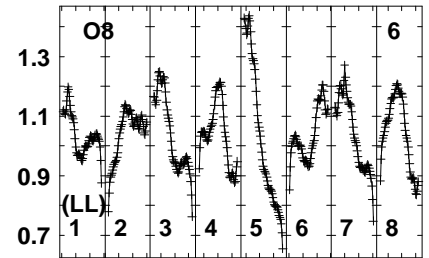
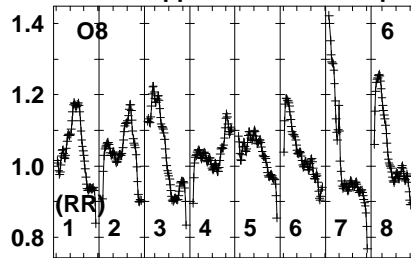
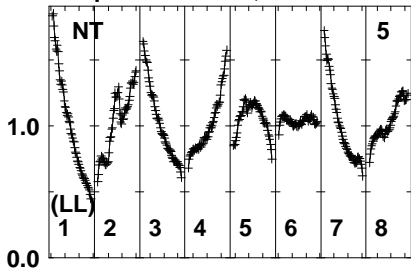
480083048709009309605005030
FREQ MHz

Lower frame: Real Jy
Auto-corr total-power spectrum Antenna: *
Timerange: 00/10:24:01 to 00/10:27:29

Plot file version 74 created 06-MAR-2023 10:14:06

J0350+5138 FR064 1.UVDATA.1

Freq = 4.7990 GHz, Bw = 32.000 MH No calibration applied and no bandpass applied



480 4830 4870 4900 4930 4960 5000 5030
FREQ MHz

480 4830 4870 4900 4930 4960 5000 5030
FREQ MHz

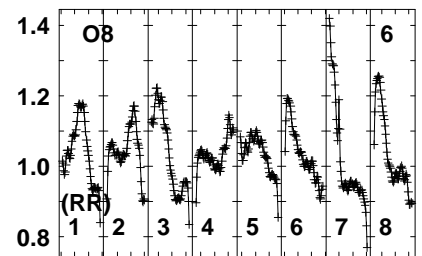
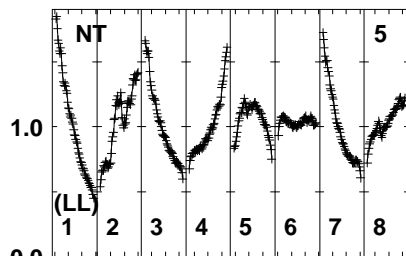
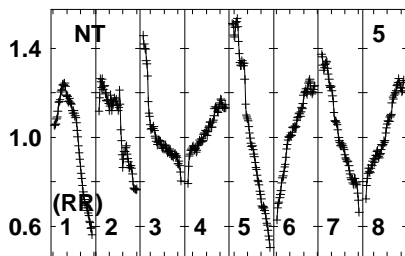
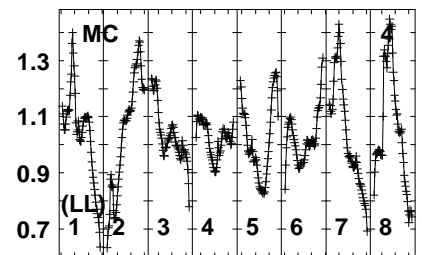
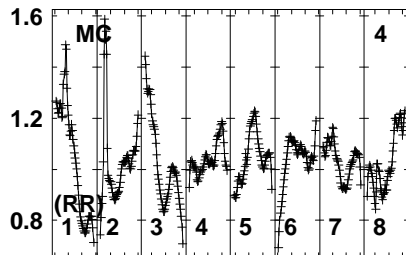
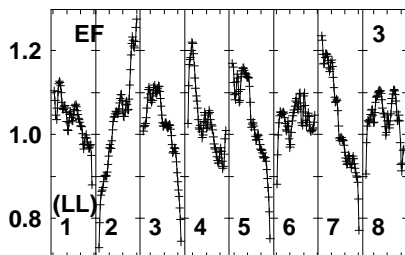
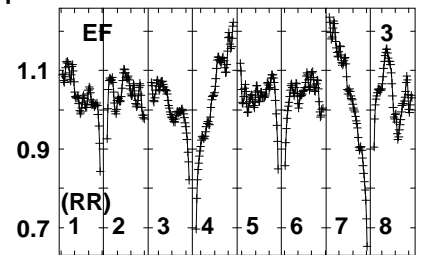
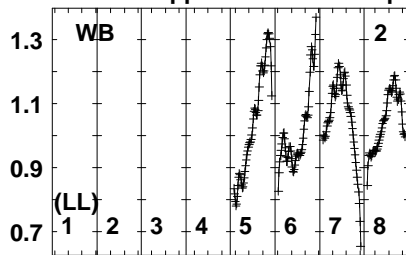
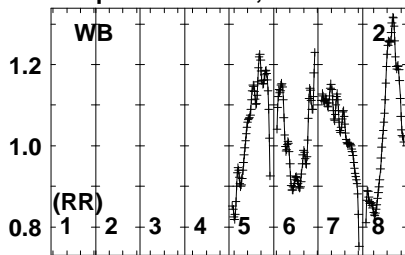
480 4830 4870 4900 4930 4960 5000 5030
FREQ MHz

Lower frame: Real Jy
Auto-corr total-power spectrum Antenna: *
Timerange: 00/10:24:01 to 00/10:27:29

Plot file version 75 created 06-MAR-2023 10:14:06

J0359+5057 FR064 1.UVDATA.1

Freq = 4.7990 GHz, Bw = 32.000 MH No calibration applied and no bandpass applied



480083048709009309605005030
FREQ MHz

480083048709009309605005030
FREQ MHz

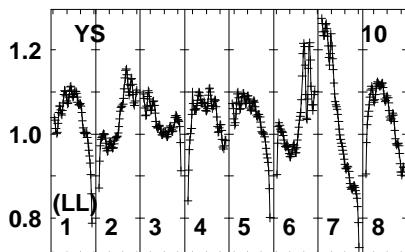
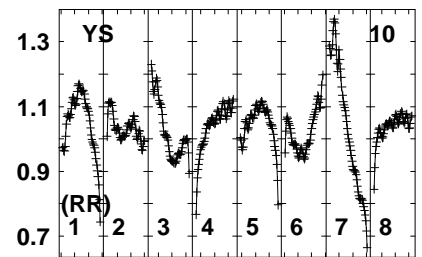
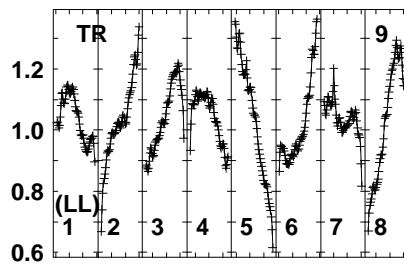
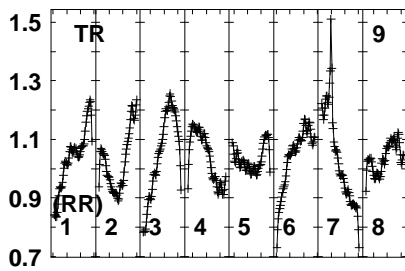
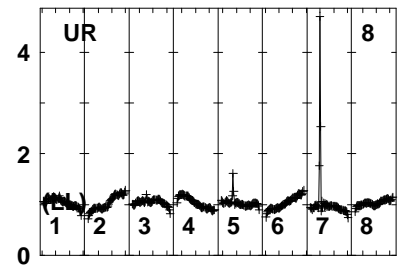
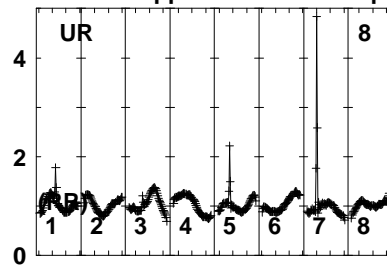
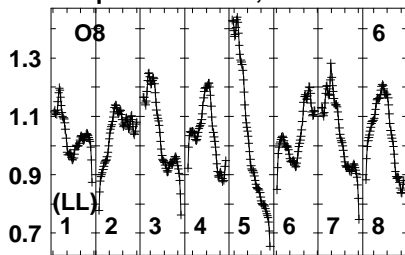
480083048709009309605005030
FREQ MHz

Lower frame: Real Jy
Auto-corr total-power spectrum Antenna: *
Timerange: 00/10:27:31 to 00/10:29:29

Plot file version 76 created 06-MAR-2023 10:14:06

J0359+5057 FR064 1.UVDATA.1

Freq = 4.7990 GHz, Bw = 32.000 MH No calibration applied and no bandpass applied



480083048709009309605005030

FREQ MHz

Lower frame: Real Jy

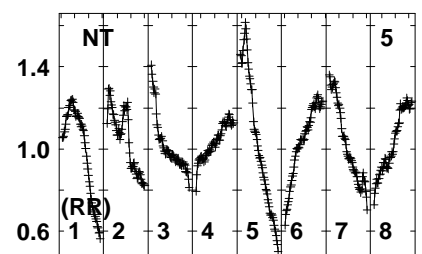
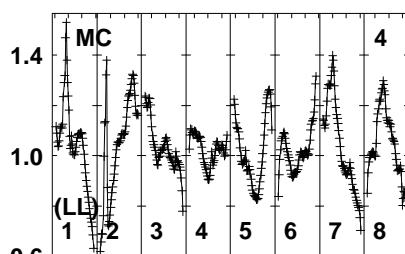
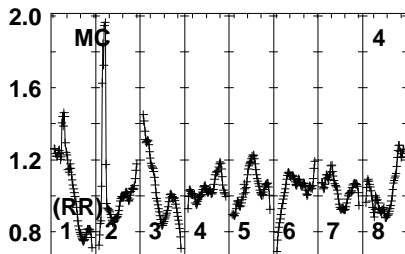
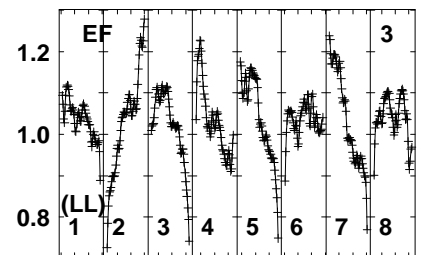
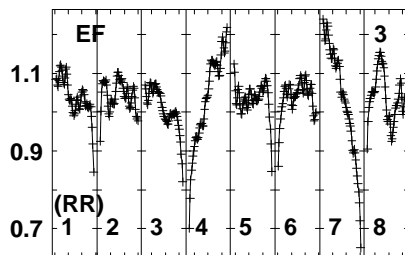
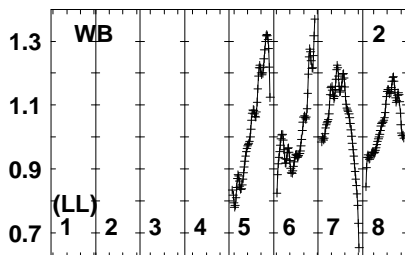
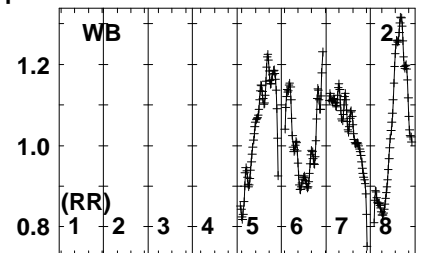
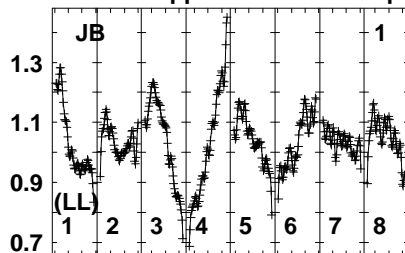
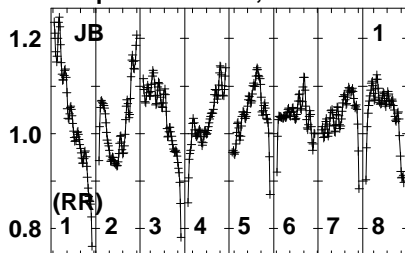
Auto-corr total-power spectrum Antenna: *

Timerange: 00/10:27:31 to 00/10:29:29

Plot file version 77 created 06-MAR-2023 10:14:06

J0350+5138 FR064 1.UVDATA.1

Freq = 4.7990 GHz, Bw = 32.000 MH No calibration applied and no bandpass applied



480083048709009309605005030
FREQ MHz

480083048709009309605005030
FREQ MHz

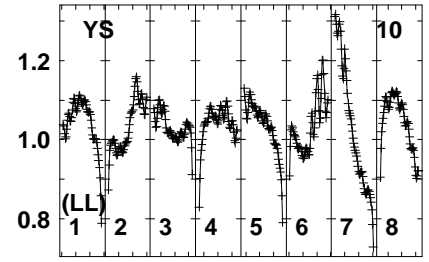
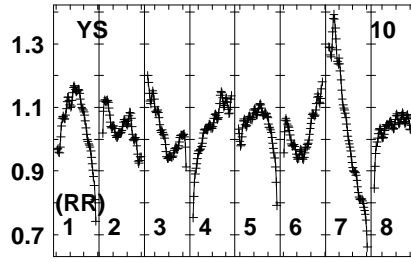
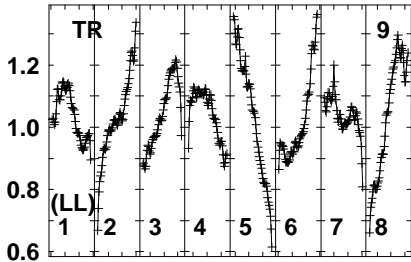
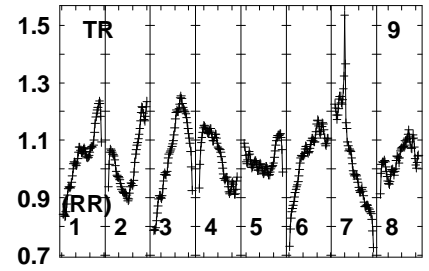
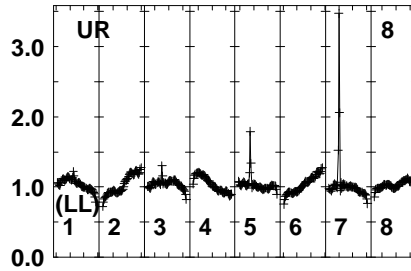
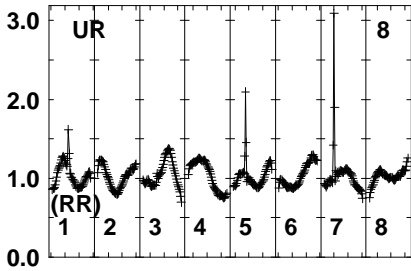
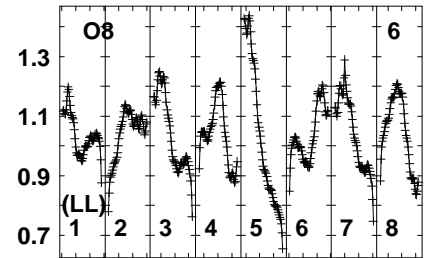
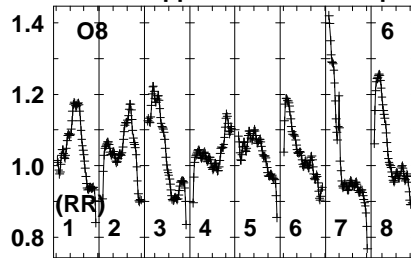
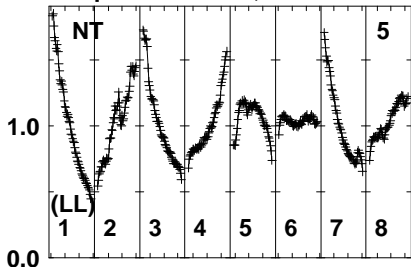
480083048709009309605005030
FREQ MHz

Lower frame: Real Jy
Auto-corr total-power spectrum Antenna: *
Timerange: 00/10:29:31 to 00/10:32:59

Plot file version 78 created 06-MAR-2023 10:14:06

J0350+5138 FR064 1.UVDATA.1

Freq = 4.7990 GHz, Bw = 32.000 MH No calibration applied and no bandpass applied



4800 4830 4870 4900 4930 4960 5000 5030
FREQ MHz

4800 4830 4870 4900 4930 4960 5000 5030
FREQ MHz

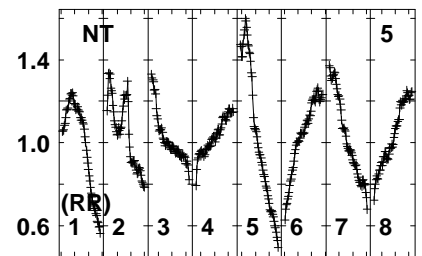
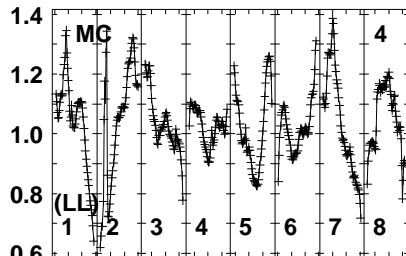
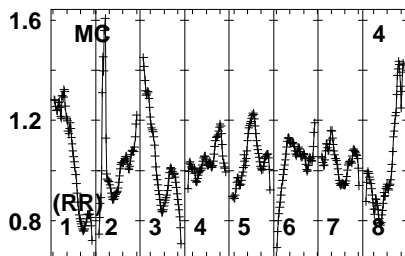
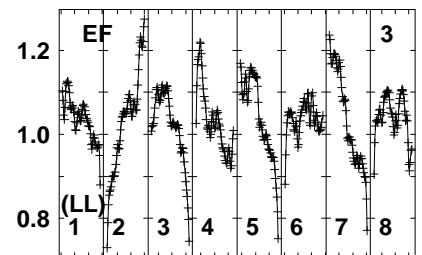
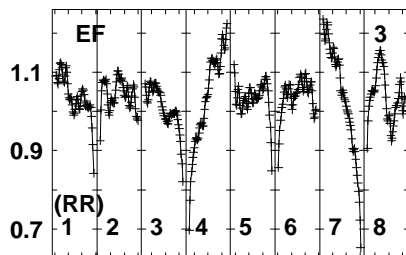
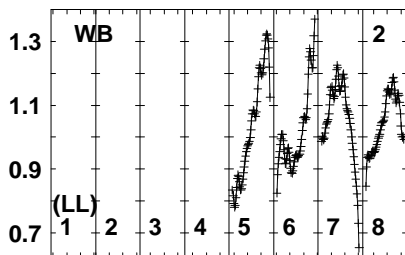
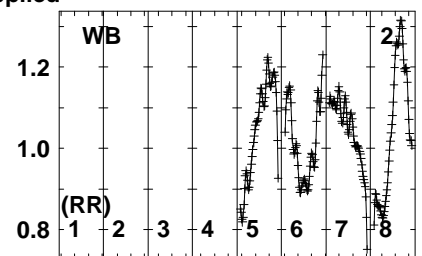
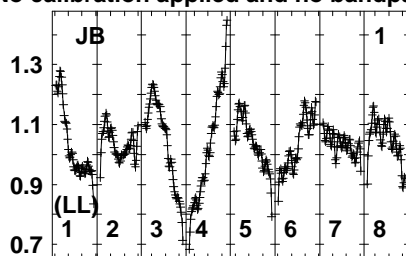
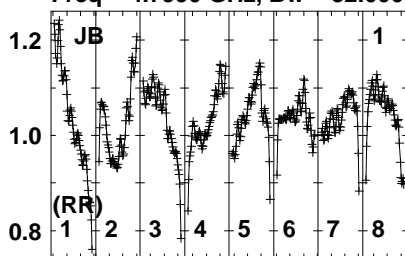
4800 4830 4870 4900 4930 4960 5000 5030
FREQ MHz

Lower frame: Real Jy
Auto-corr total-power spectrum Antenna: *
Timerange: 00/10:29:31 to 00/10:32:59

Plot file version 79 created 06-MAR-2023 10:14:07

J0359+5057 FR064 1.UVDATA.1

Freq = 4.7990 GHz, Bw = 32.000 MH No calibration applied and no bandpass applied



480083048709009309605005030
FREQ MHz

480083048709009309605005030
FREQ MHz

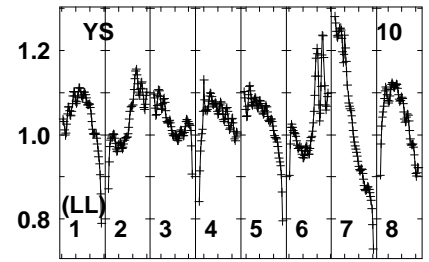
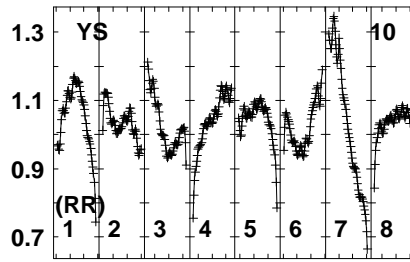
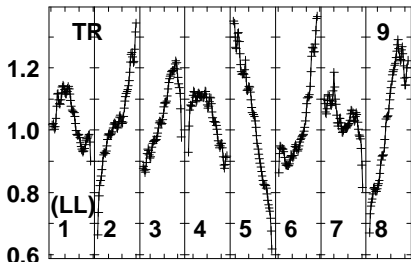
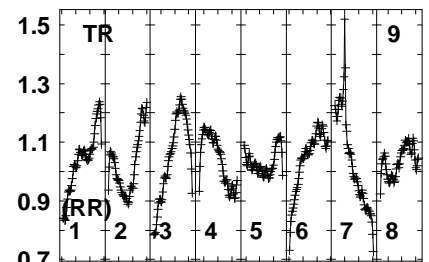
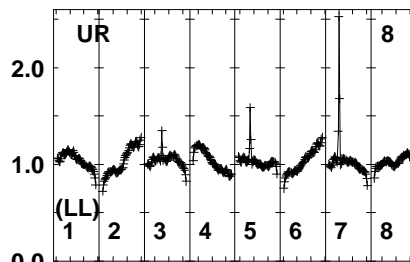
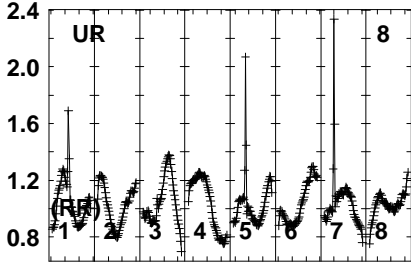
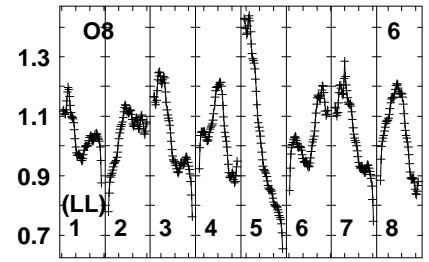
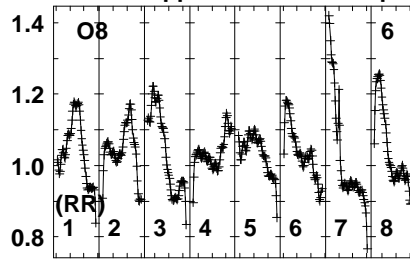
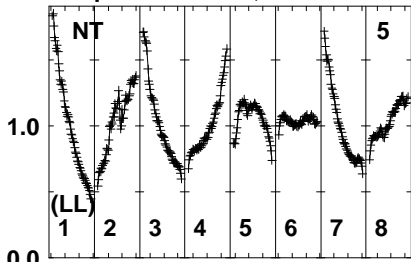
480083048709009309605005030
FREQ MHz

Lower frame: Real Jy
Auto-corr total-power spectrum Antenna: *
Timerange: 00/10:33:31 to 00/10:37:59

Plot file version 80 created 06-MAR-2023 10:14:07

J0359+5057 FR064 1.UVDATA.1

Freq = 4.7990 GHz, Bw = 32.000 MH No calibration applied and no bandpass applied



4800 830 4870 900 930 960 500 5030
FREQ MHz

4800 830 4870 900 930 960 500 5030
FREQ MHz

4800 830 4870 900 930 960 500 5030
FREQ MHz

Lower frame: Real Jy
Auto-corr total-power spectrum Antenna: *
Timerange: 00/10:33:31 to 00/10:37:59