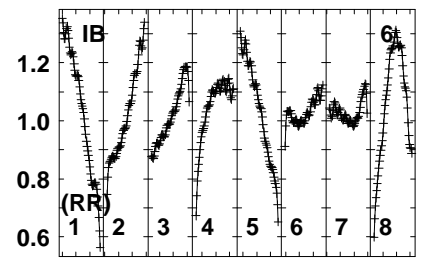
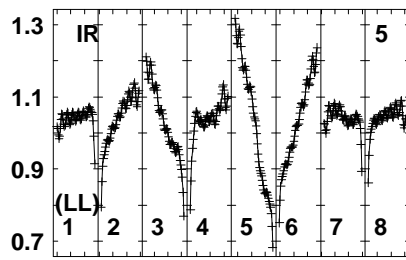
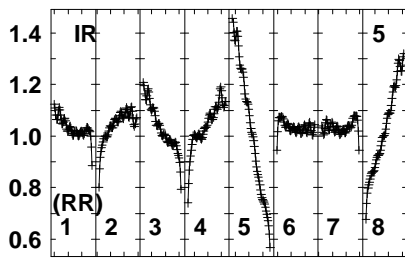
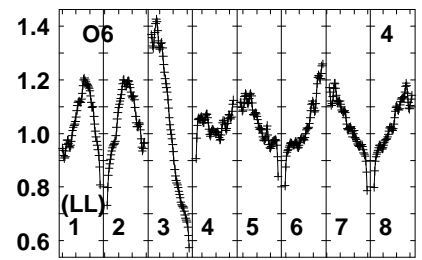
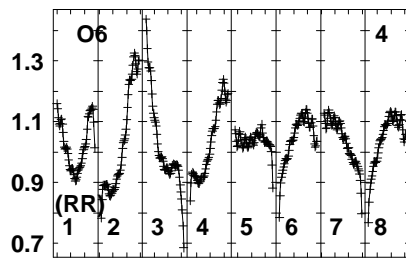
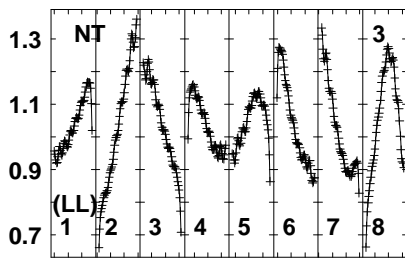
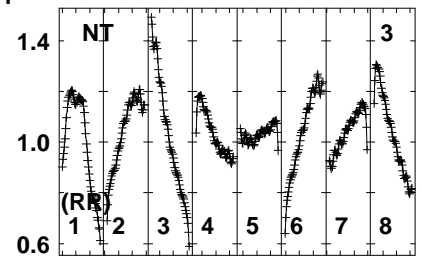
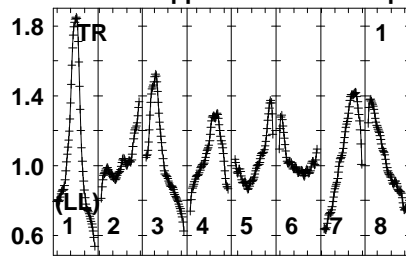
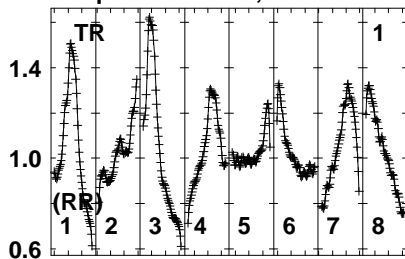


Plot file version 1 created 21-MAY-2021 14:24:19

0528+134 FT041.UVDATA.1

Freq = 8.2880 GHz, Bw = 32.000 MH No calibration applied and no bandpass applied



829032083603904204504808520  
FREQ MHz

829032083603904204504808520  
FREQ MHz

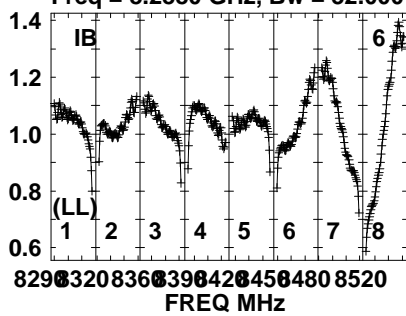
829032083603904204504808520  
FREQ MHz

Lower frame: Real Jy  
Auto-corr total-power spectrum Antenna: \*  
Timerange: 00/12:00:01 to 00/12:11:59

Plot file version 2 created 21-MAY-2021 14:24:19

0528+134 FT041.UVDATA.1

Freq = 8.2880 GHz, Bw = 32.000 MH No calibration applied and no bandpass applied

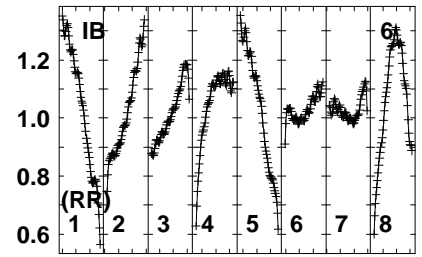
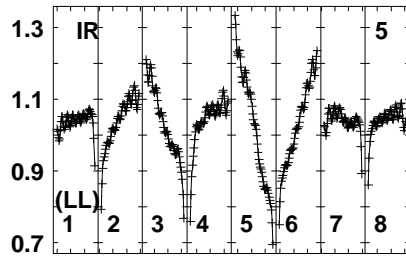
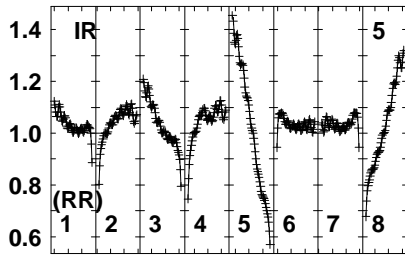
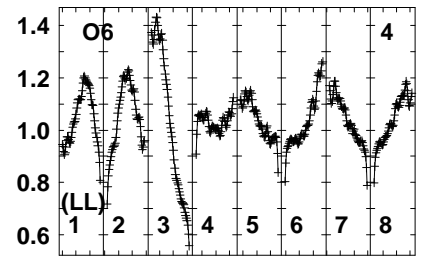
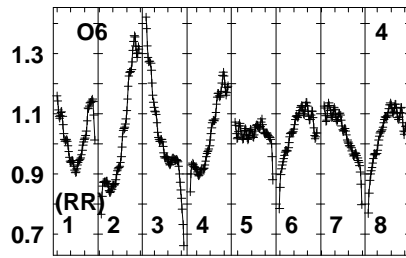
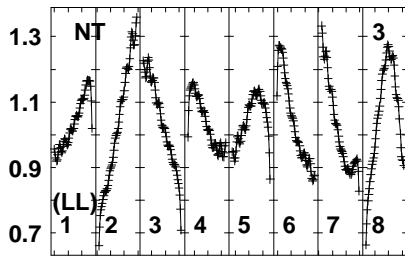
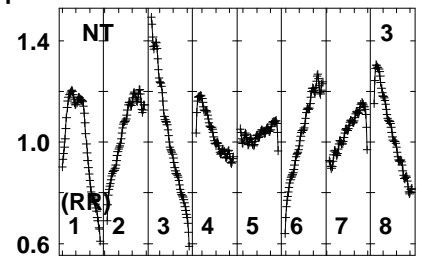
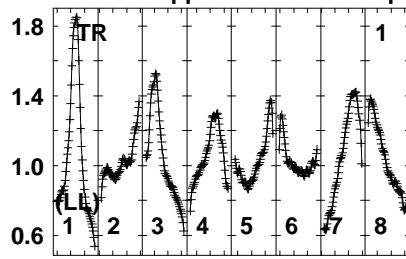
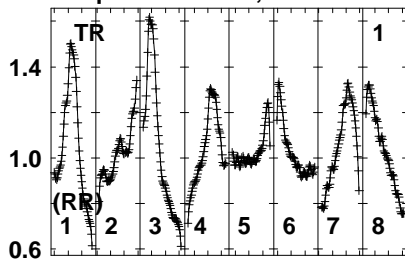


Lower frame: Real Jy  
Auto-corr total-power spectrum Antenna: \*  
Timerange: 00/12:00:01 to 00/12:11:59

Plot file version 3 created 21-MAY-2021 14:24:19

0528+134 FT041.UVDATA.1

Freq = 8.2880 GHz, Bw = 32.000 MH No calibration applied and no bandpass applied



829032083603904204504808520  
FREQ MHz

829032083603904204504808520  
FREQ MHz

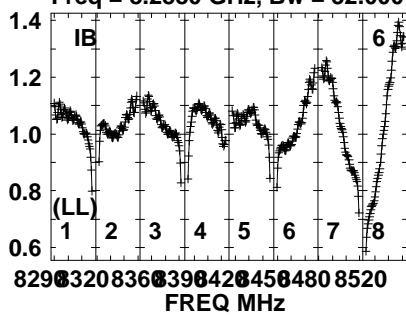
829032083603904204504808520  
FREQ MHz

Lower frame: Real Jy  
Auto-corr total-power spectrum Antenna: \*  
Timerange: 00/12:15:01 to 00/12:26:59

Plot file version 4 created 21-MAY-2021 14:24:19

0528+134 FT041.UVDATA.1

Freq = 8.2880 GHz, Bw = 32.000 MH No calibration applied and no bandpass applied

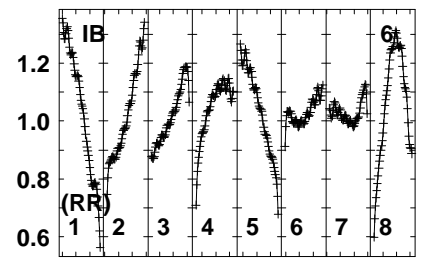
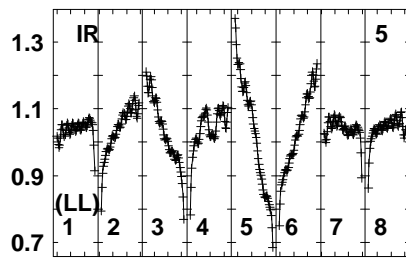
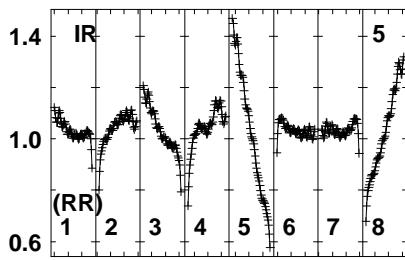
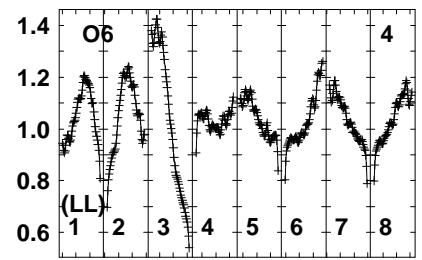
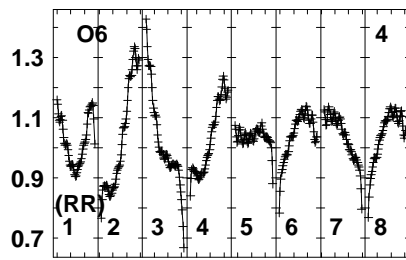
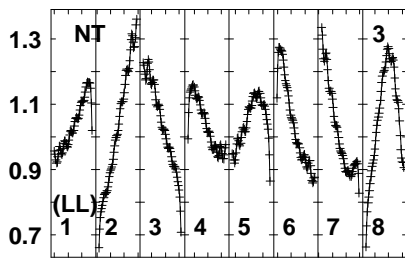
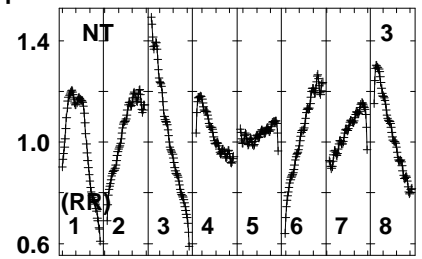
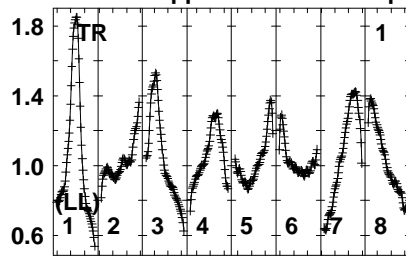
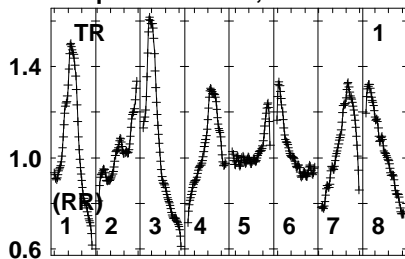


Lower frame: Real Jy  
Auto-corr total-power spectrum Antenna: \*  
Timerange: 00/12:15:01 to 00/12:26:59

Plot file version 5 created 21-MAY-2021 14:24:19

0528+134 FT041.UVDATA.1

Freq = 8.2880 GHz, Bw = 32.000 MH No calibration applied and no bandpass applied



829032083603904204504808520  
FREQ MHz

829032083603904204504808520  
FREQ MHz

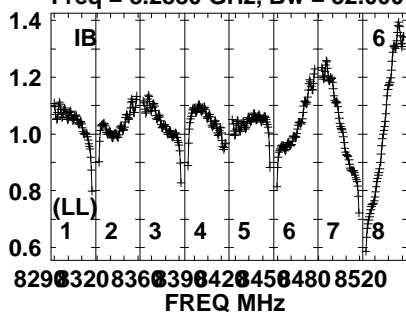
829032083603904204504808520  
FREQ MHz

Lower frame: Real Jy  
Auto-corr total-power spectrum Antenna: \*  
Timerange: 00/12:30:01 to 00/12:41:59

Plot file version 6 created 21-MAY-2021 14:24:20

0528+134 FT041.UVDATA.1

Freq = 8.2880 GHz, Bw = 32.000 MH No calibration applied and no bandpass applied

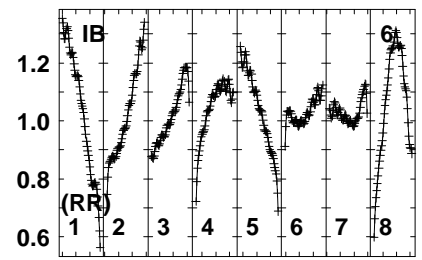
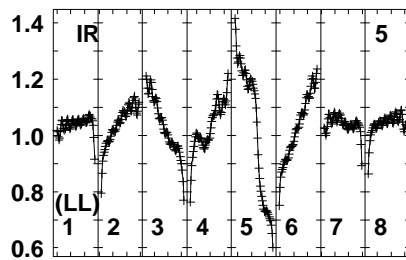
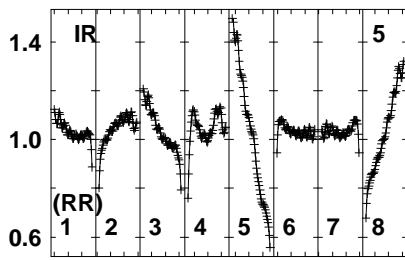
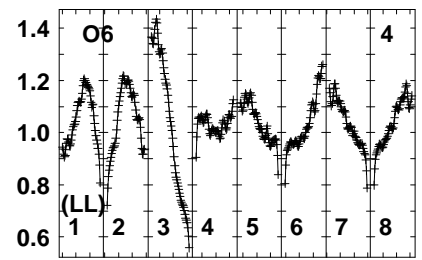
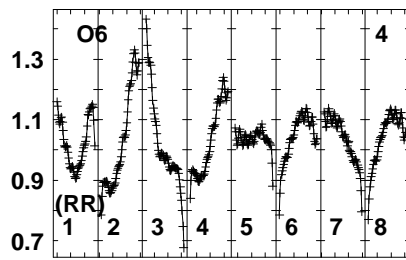
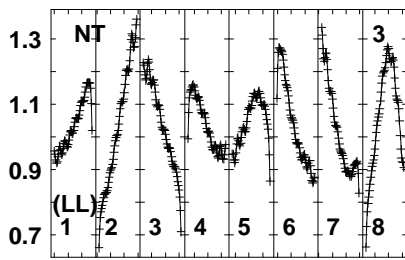
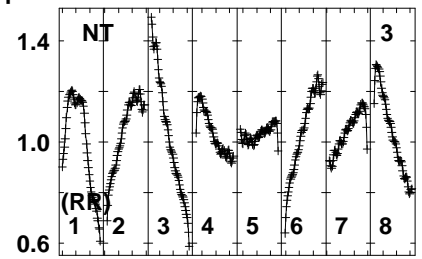
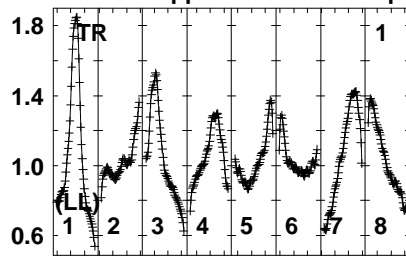
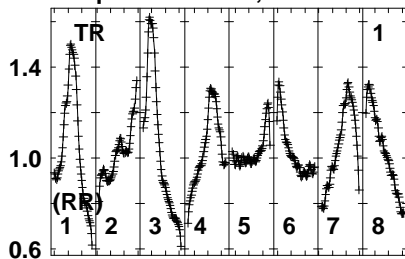


Lower frame: Real Jy  
Auto-corr total-power spectrum Antenna: \*  
Timerange: 00/12:30:01 to 00/12:41:59

Plot file version 7 created 21-MAY-2021 14:24:20

0528+134 FT041.UVDATA.1

Freq = 8.2880 GHz, Bw = 32.000 MH No calibration applied and no bandpass applied



829032083603904204504808520  
FREQ MHz

829032083603904204504808520  
FREQ MHz

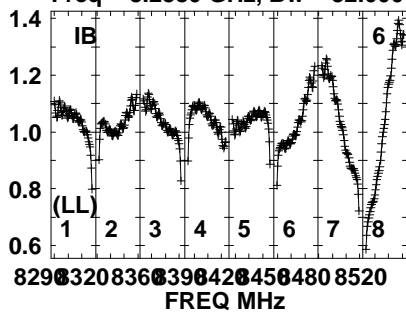
829032083603904204504808520  
FREQ MHz

Lower frame: Real Jy  
Auto-corr total-power spectrum Antenna: \*  
Timerange: 00/12:45:01 to 00/12:56:59

Plot file version 8 created 21-MAY-2021 14:24:20

0528+134 FT041.UVDATA.1

Freq = 8.2880 GHz, Bw = 32.000 MH No calibration applied and no bandpass applied



Lower frame: Real Jy

Auto-corr total-power spectrum Antenna: \*

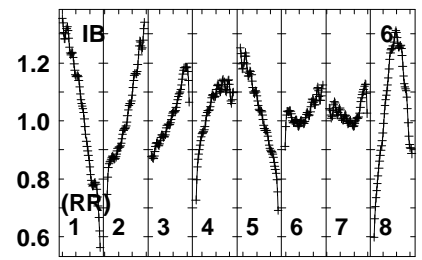
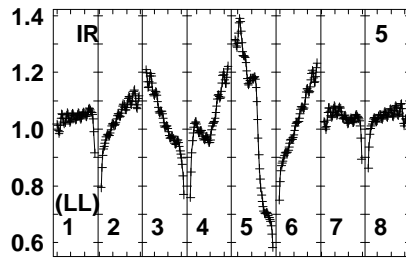
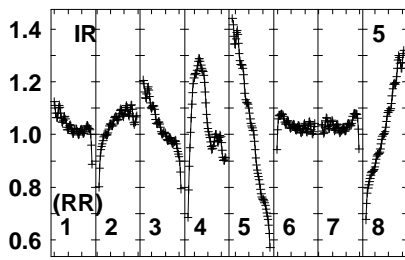
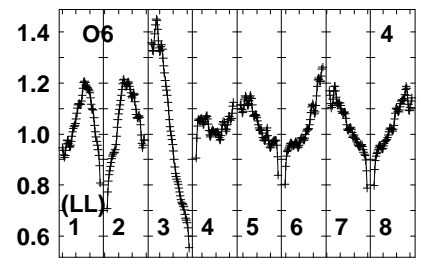
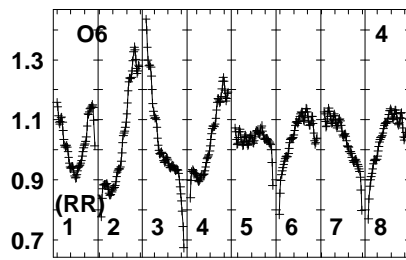
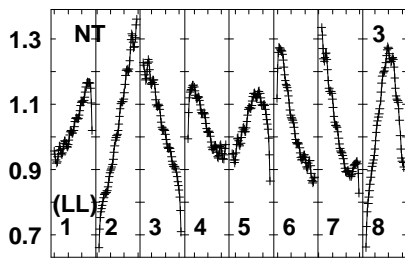
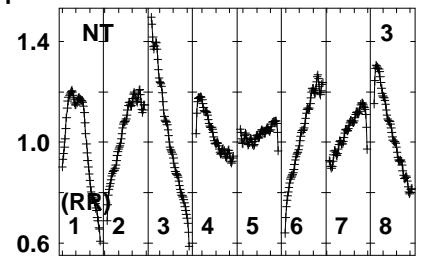
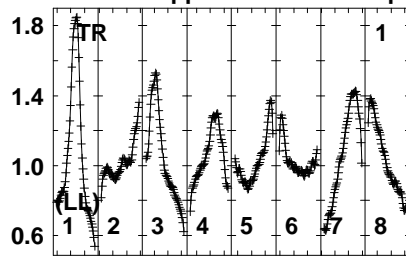
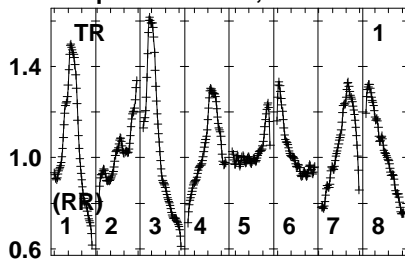
Timerange: 00/12:45:01 to 00/12:56:59



Plot file version 9 created 21-MAY-2021 14:24:20

0528+134 FT041.UVDATA.1

Freq = 8.2880 GHz, Bw = 32.000 MH No calibration applied and no bandpass applied



829032083603904204504808520  
FREQ MHz

829032083603904204504808520  
FREQ MHz

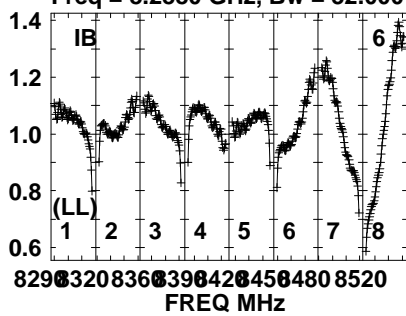
829032083603904204504808520  
FREQ MHz

Lower frame: Real Jy  
Auto-corr total-power spectrum Antenna: \*  
Timerange: 00/13:00:01 to 00/13:11:59

Plot file version 10 created 21-MAY-2021 14:24:20

0528+134 FT041.UVDATA.1

Freq = 8.2880 GHz, Bw = 32.000 MH No calibration applied and no bandpass applied

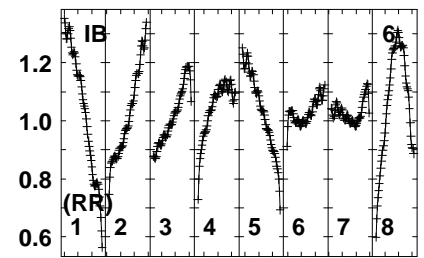
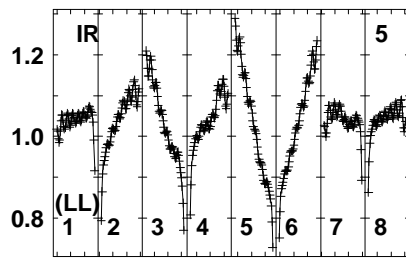
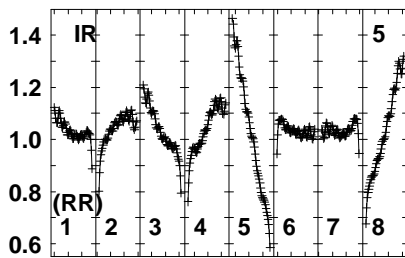
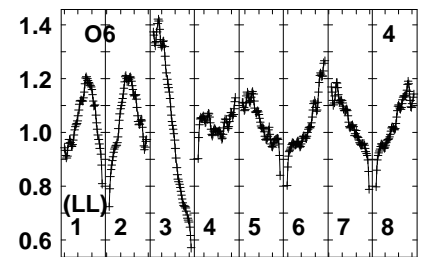
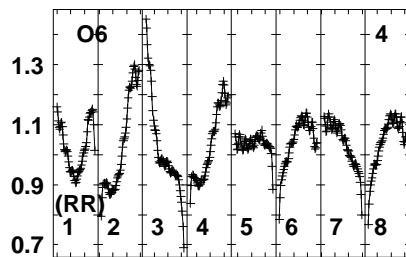
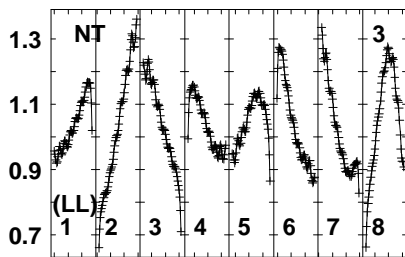
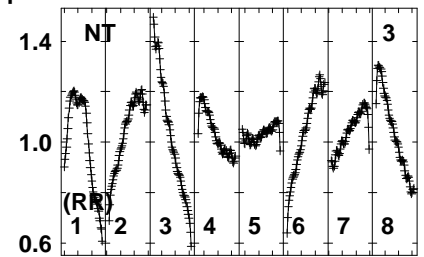
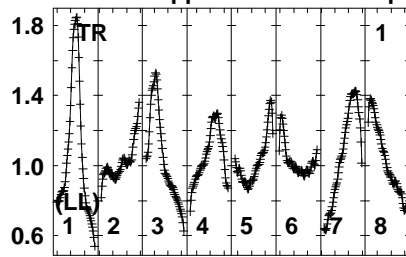
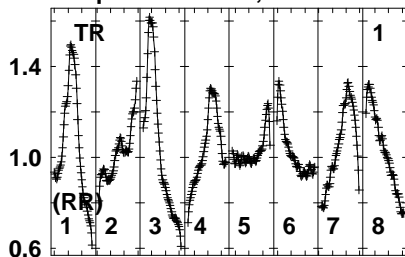


Lower frame: Real Jy  
Auto-corr total-power spectrum Antenna: \*  
Timerange: 00/13:00:01 to 00/13:11:59

Plot file version 11 created 21-MAY-2021 14:24:20

0528+134 FT041.UVDATA.1

Freq = 8.2880 GHz, Bw = 32.000 MH No calibration applied and no bandpass applied



829032083603904204504808520  
FREQ MHz

829032083603904204504808520  
FREQ MHz

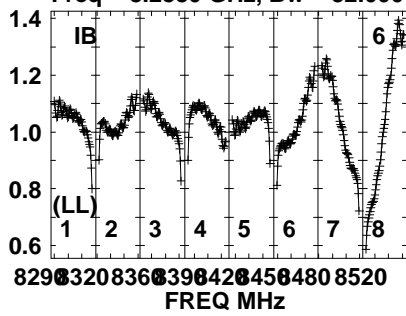
829032083603904204504808520  
FREQ MHz

Lower frame: Real Jy  
Auto-corr total-power spectrum Antenna: \*  
Timerange: 00/13:15:01 to 00/13:26:59

Plot file version 12 created 21-MAY-2021 14:24:20

0528+134 FT041.UVDATA.1

Freq = 8.2880 GHz, Bw = 32.000 MH No calibration applied and no bandpass applied

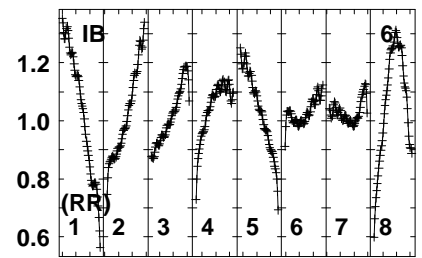
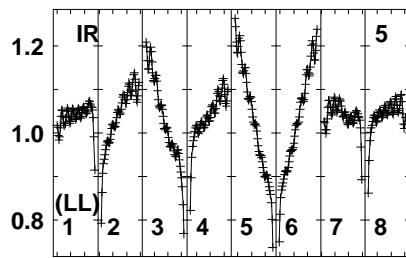
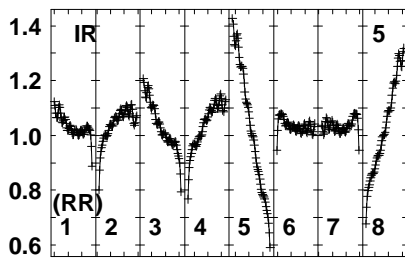
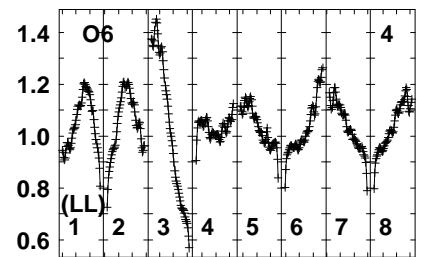
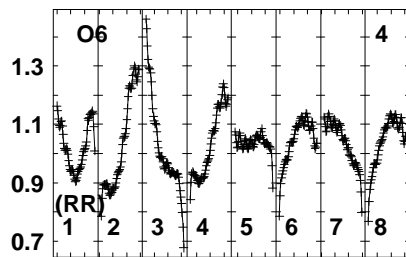
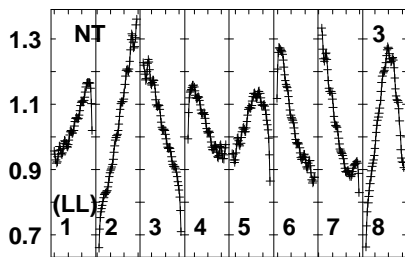
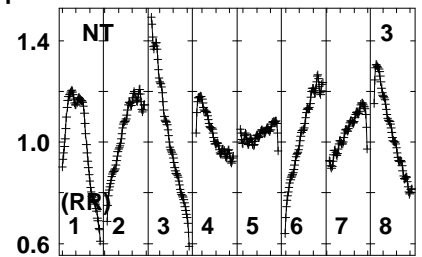
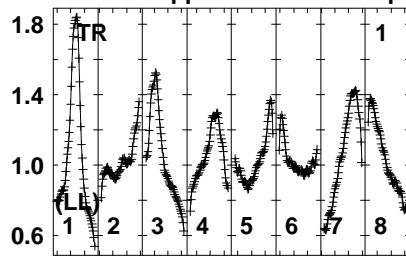
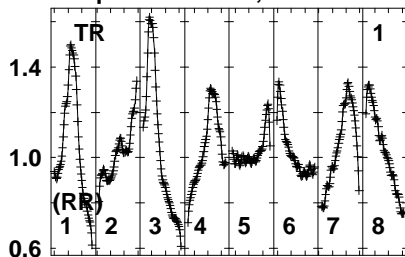


Lower frame: Real Jy  
Auto-corr total-power spectrum Antenna: \*  
Timerange: 00/13:15:01 to 00/13:26:59

Plot file version 13 created 21-MAY-2021 14:24:21

0528+134 FT041.UVDATA.1

Freq = 8.2880 GHz, Bw = 32.000 MH No calibration applied and no bandpass applied



829032083603904204504808520  
FREQ MHz

829032083603904204504808520  
FREQ MHz

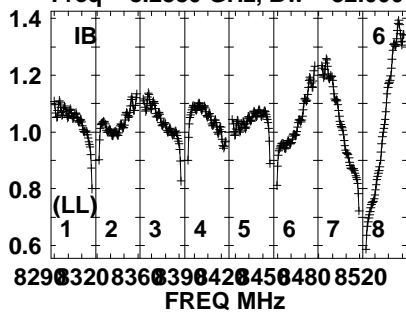
829032083603904204504808520  
FREQ MHz

Lower frame: Real Jy  
Auto-corr total-power spectrum Antenna: \*  
Timerange: 00/13:30:01 to 00/13:41:59

Plot file version 14 created 21-MAY-2021 14:24:21

0528+134 FT041.UVDATA.1

Freq = 8.2880 GHz, Bw = 32.000 MH No calibration applied and no bandpass applied

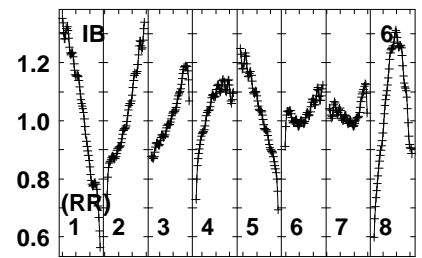
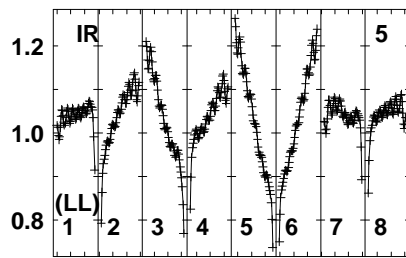
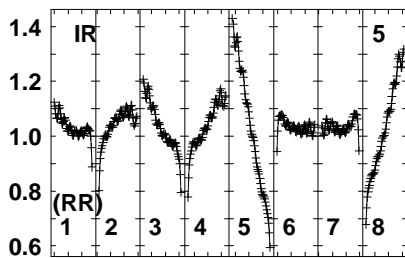
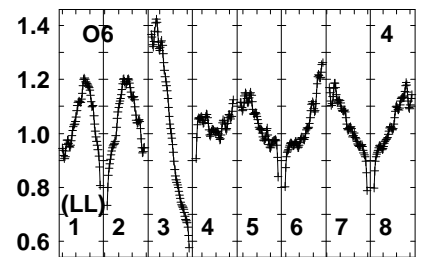
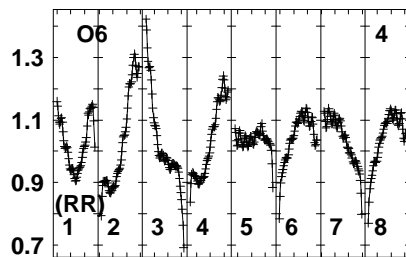
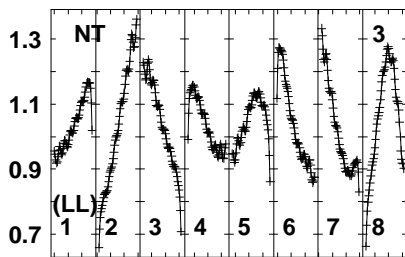
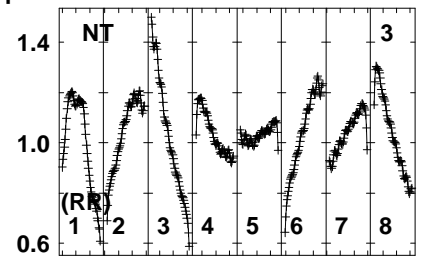
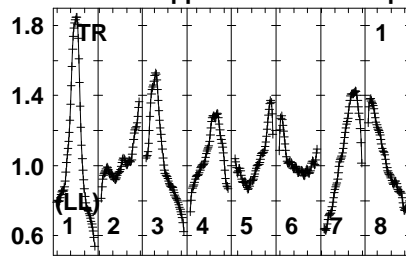
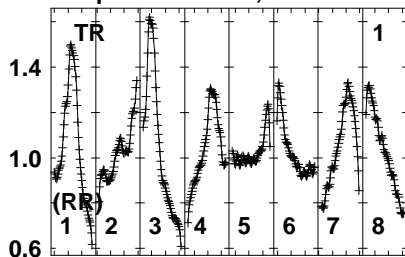


Lower frame: Real Jy  
Auto-corr total-power spectrum Antenna: \*  
Timerange: 00/13:30:01 to 00/13:41:59

Plot file version 15 created 21-MAY-2021 14:24:21

0528+134 FT041.UVDATA.1

Freq = 8.2880 GHz, Bw = 32.000 MH No calibration applied and no bandpass applied



829032083603904204504808520  
FREQ MHz

829032083603904204504808520  
FREQ MHz

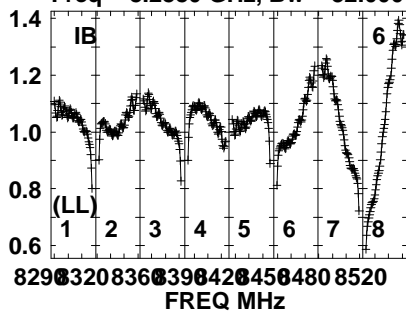
829032083603904204504808520  
FREQ MHz

Lower frame: Real Jy  
Auto-corr total-power spectrum Antenna: \*  
Timerange: 00/13:45:01 to 00/13:59:59

Plot file version 16 created 21-MAY-2021 14:24:21

0528+134 FT041.UVDATA.1

Freq = 8.2880 GHz, Bw = 32.000 MH No calibration applied and no bandpass applied



Lower frame: Real Jy  
Auto-corr total-power spectrum Antenna: \*  
Timerange: 00/13:45:01 to 00/13:59:59