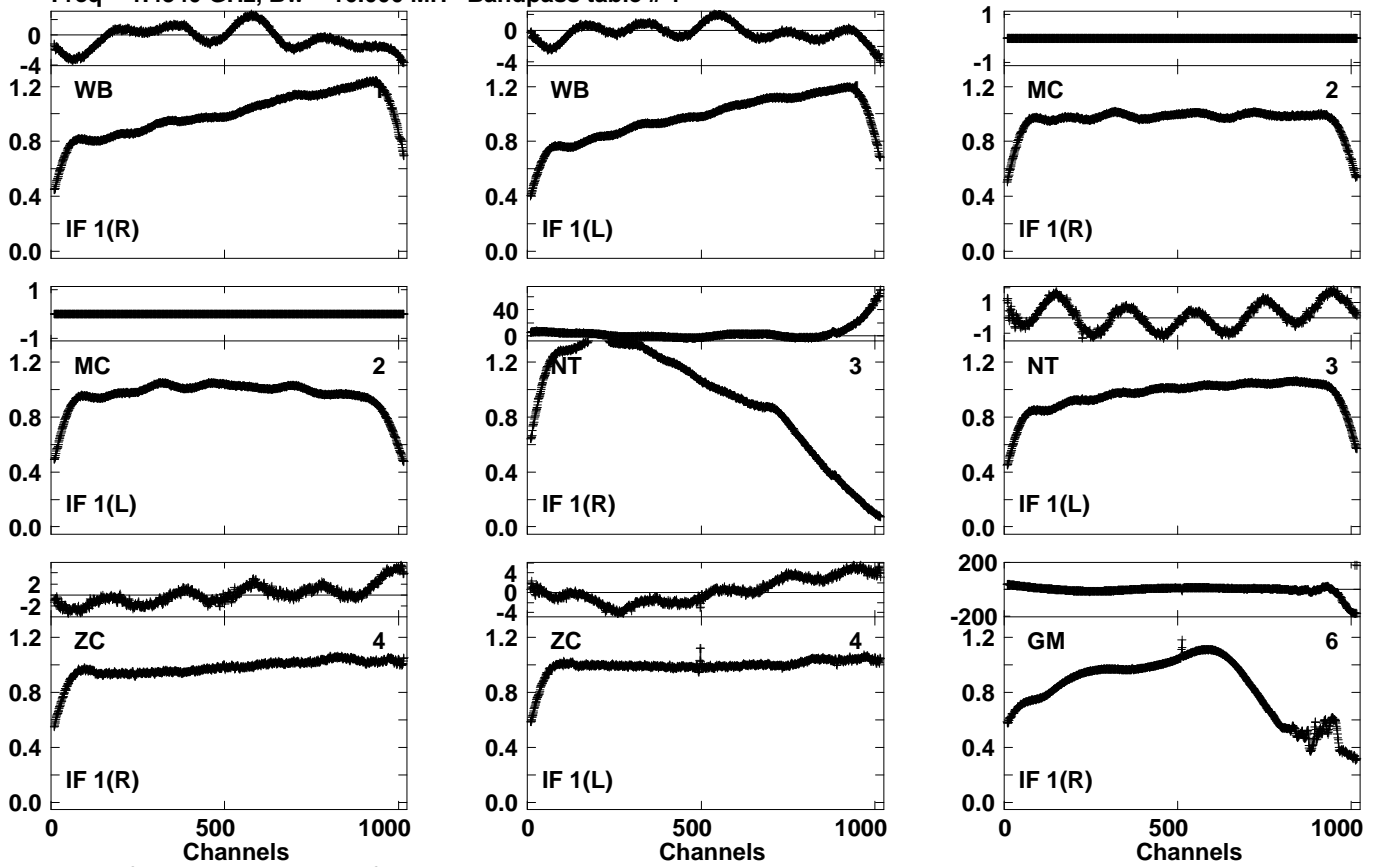


Plot file version 1 created 09-MAY-2022 14:45:34  
 FT044.UVDATA.1  
 Freq = 1.4340 GHz, Bw = 16.000 MH Bandpass table # 1

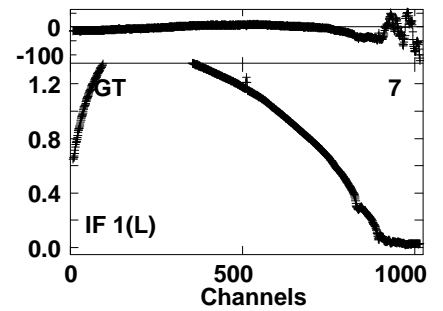
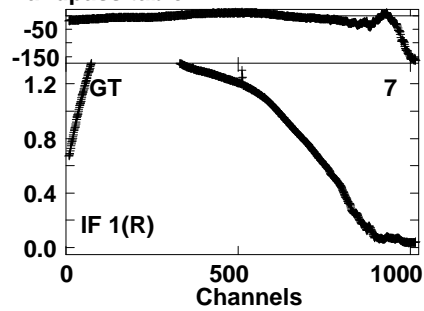
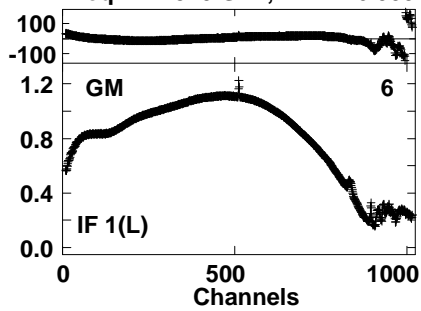


Lower frame: BP ampl Top frame: BP phase  
 Bandpass table spectrum Antenna: \*  
 Timerange: 00/00:00:01 to 999/00:00:00

Plot file version 2 created 09-MAY-2022 14:45:34

FT044.UVDATA.1

Freq = 1.4340 GHz, Bw = 16.000 MH Bandpass table # 1



Lower frame: BP ampl Top frame: BP phase  
Bandpass table spectrum Antenna: \*  
Timerange: 00/00:00:01 to 999/00:00:00