Plot file version 1 created 02-APR-2015 17:56:24
3C345 GJ014.UVDATA.1
Freq = 4.9253 GHz, Bw = 16.000 MH No calibration applied and no bandpass applied

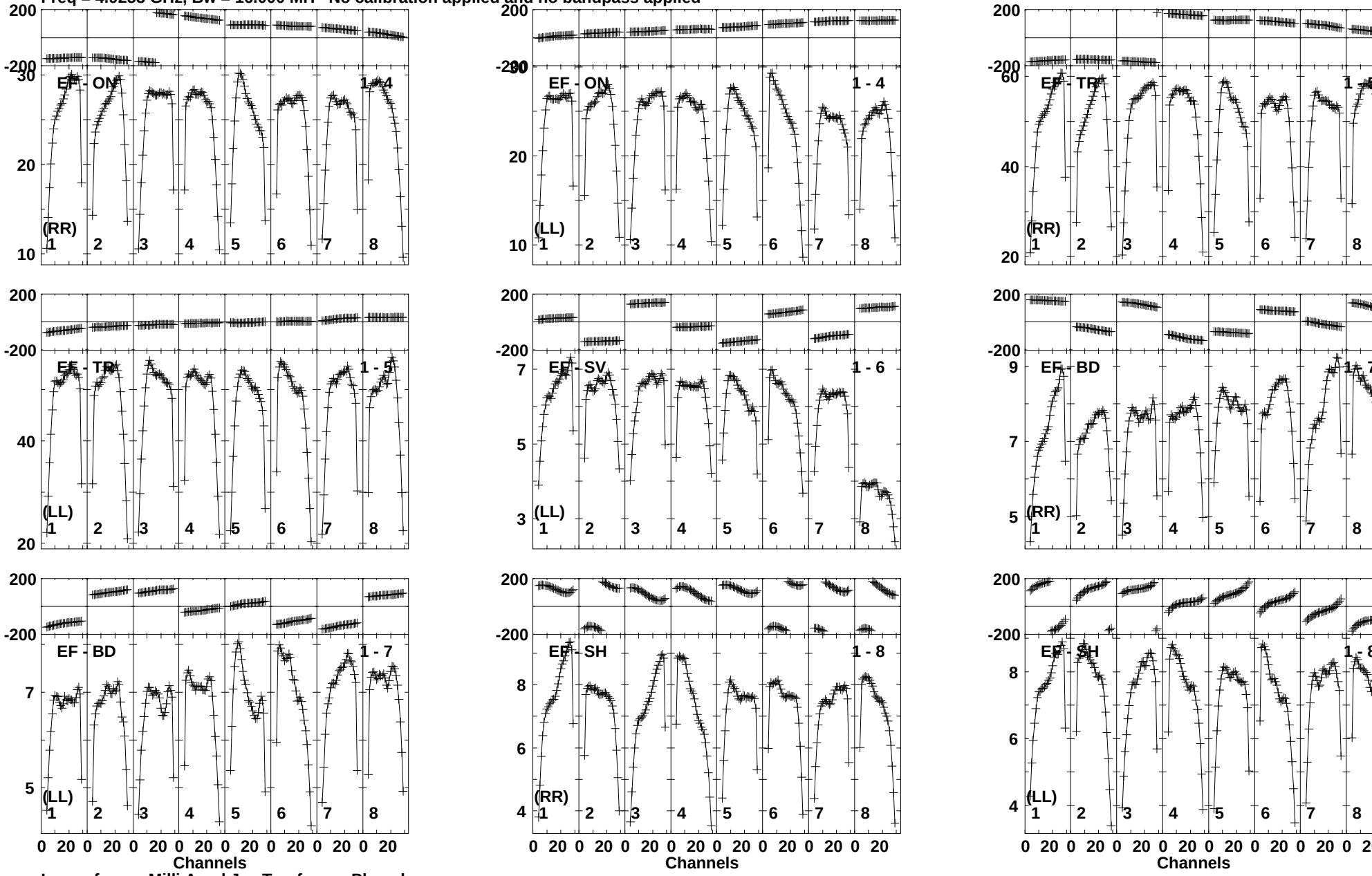

Lower frame: Milli Ampl Jy Top frame: Phas deg
Vector averaged cross-power spectrum Baseline: EF (01) - ON (04)
Timerange: 00/08:00:03 to 00/08:15:14

Plot file version 2 created 02-APR-2015 17:56:25
3C345 GJ014.UVDATA.1
Freq = 4.9253 GHz, Bw = 16.000 MH No calibration applied and no bandpass applied

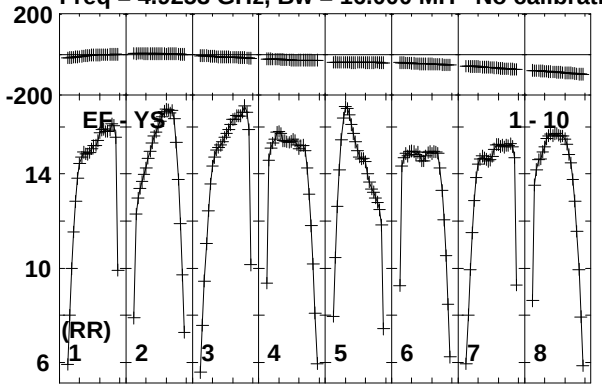

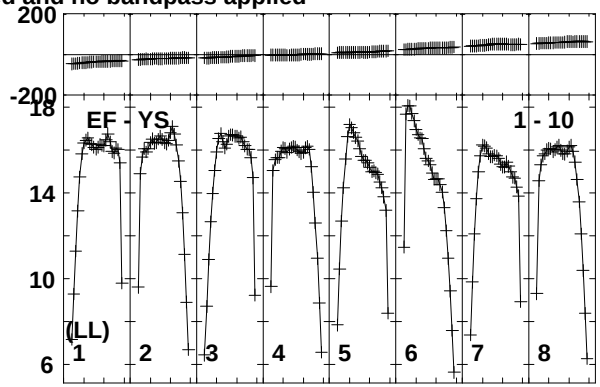

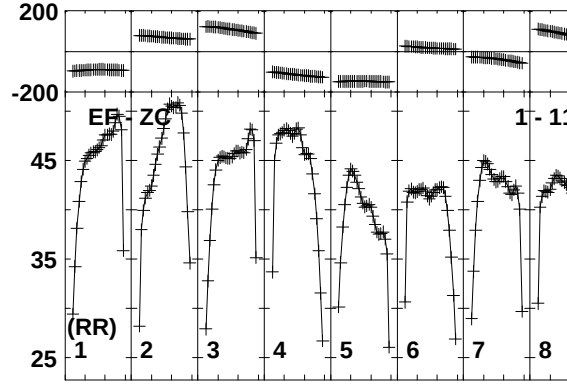

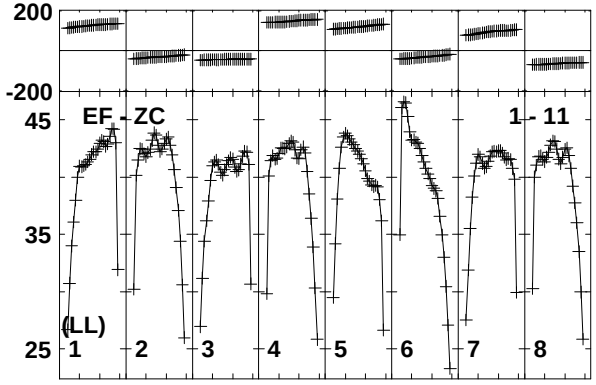

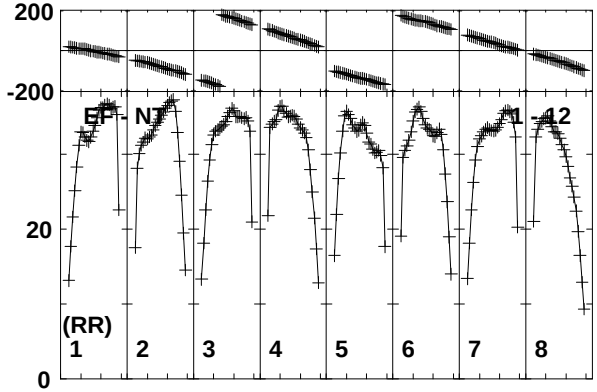

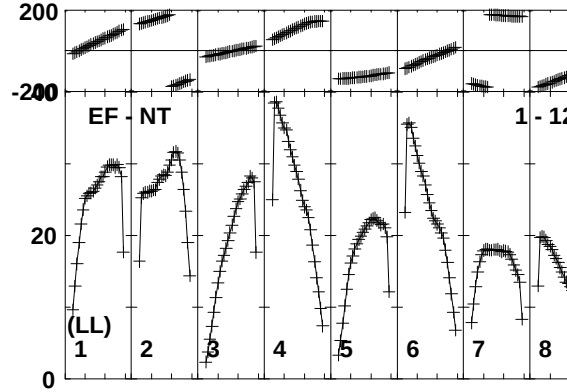

Lower frame: Milli Ampl Jy Top frame: Phas deg
Vector averaged cross-power spectrum Baseline: EF (01) - YS (10)
Timerange: 00/08:00:03 to 00/08:15:14

Plot file version 3 created 02-APR-2015 17:56:30
1632-0033 GJ014.UVDATA.1
Freq = 4.9253 GHz, Bw = 16.000 MH No calibration applied and no bandpass applied

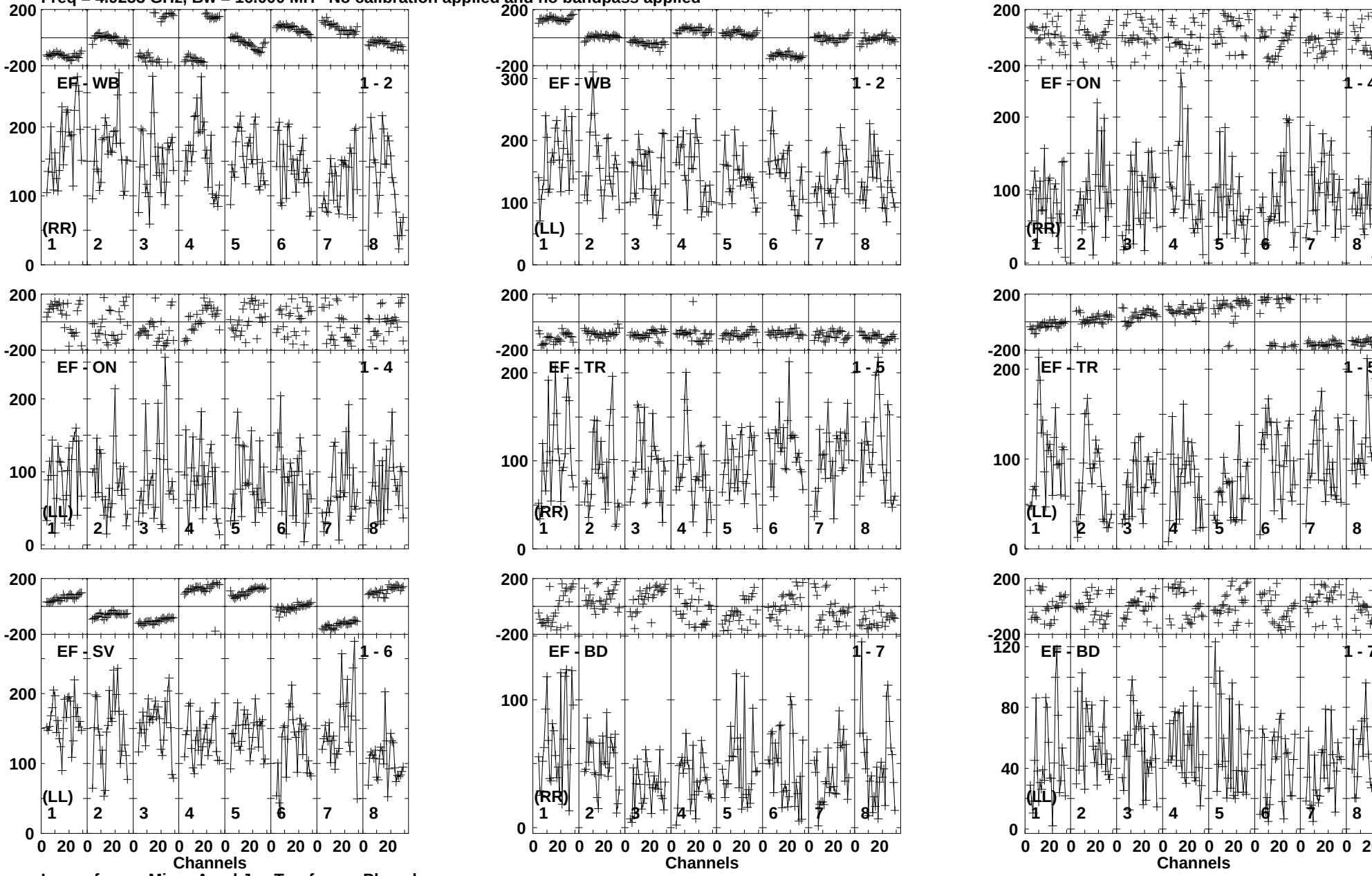

Lower frame: Micro Ampl Jy Top frame: Phas deg
Vector averaged cross-power spectrum Baseline: EF (01) - WB (02)
Timerange: 00/09:00:48 to 00/09:15:14

Plot file version 4 created 02-APR-2015 17:56:30
1632-0033 GJ014.UVDATA.1
Freq = 4.9253 GHz, Bw = 16.000 MH No calibration applied and no bandpass applied

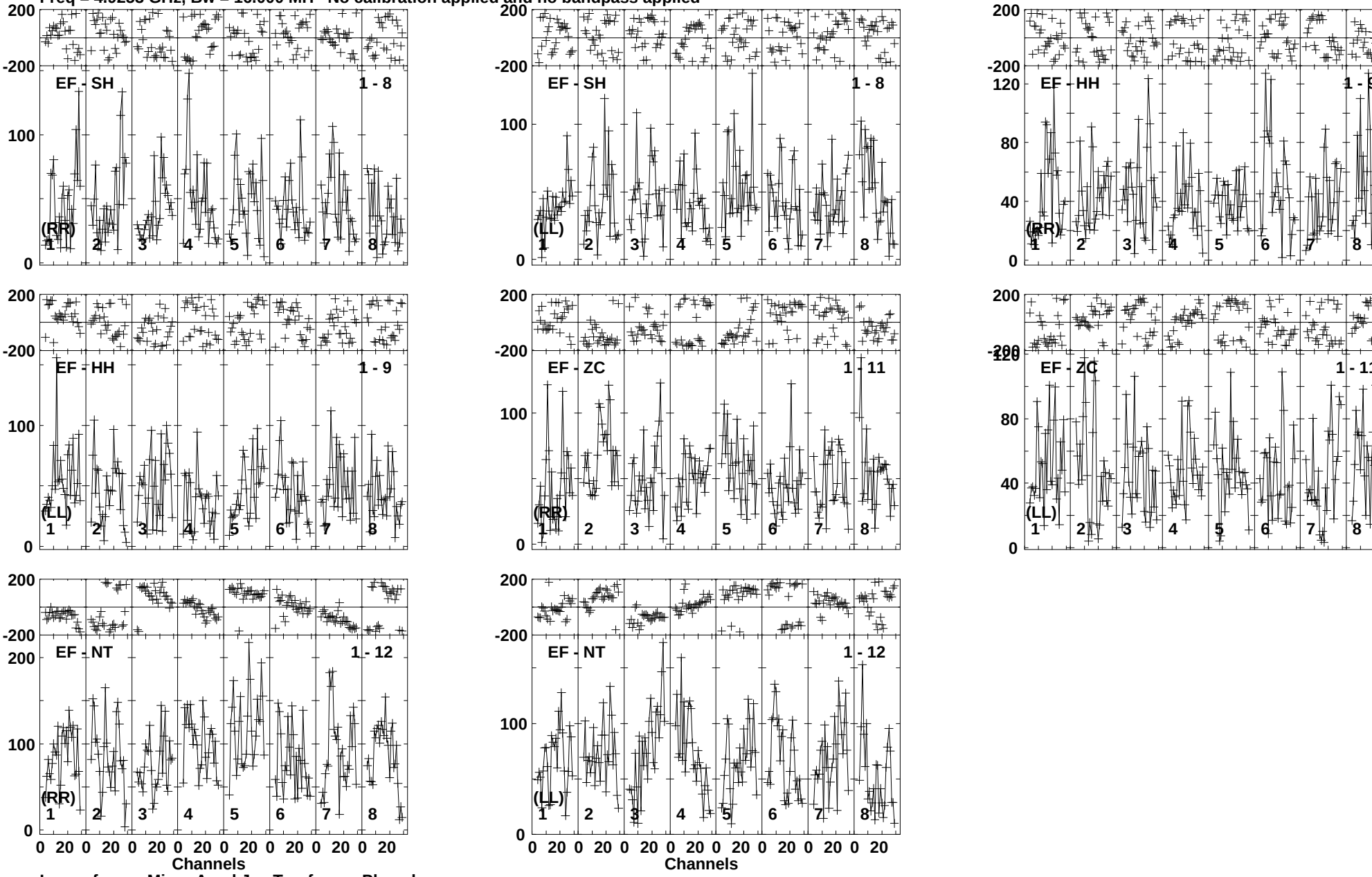

Lower frame: Micro Ampl Jy Top frame: Phas deg
Vector averaged cross-power spectrum Baseline: EF (01) - SH (08)
Timerange: 00/09:00:48 to 00/09:15:14

Plot file version 5 created 02-APR-2015 17:56:33
1632-0033 GJ014.UVDATA.1
Freq = 4.9253 GHz, Bw = 16.000 MH No calibration applied and no bandpass applied

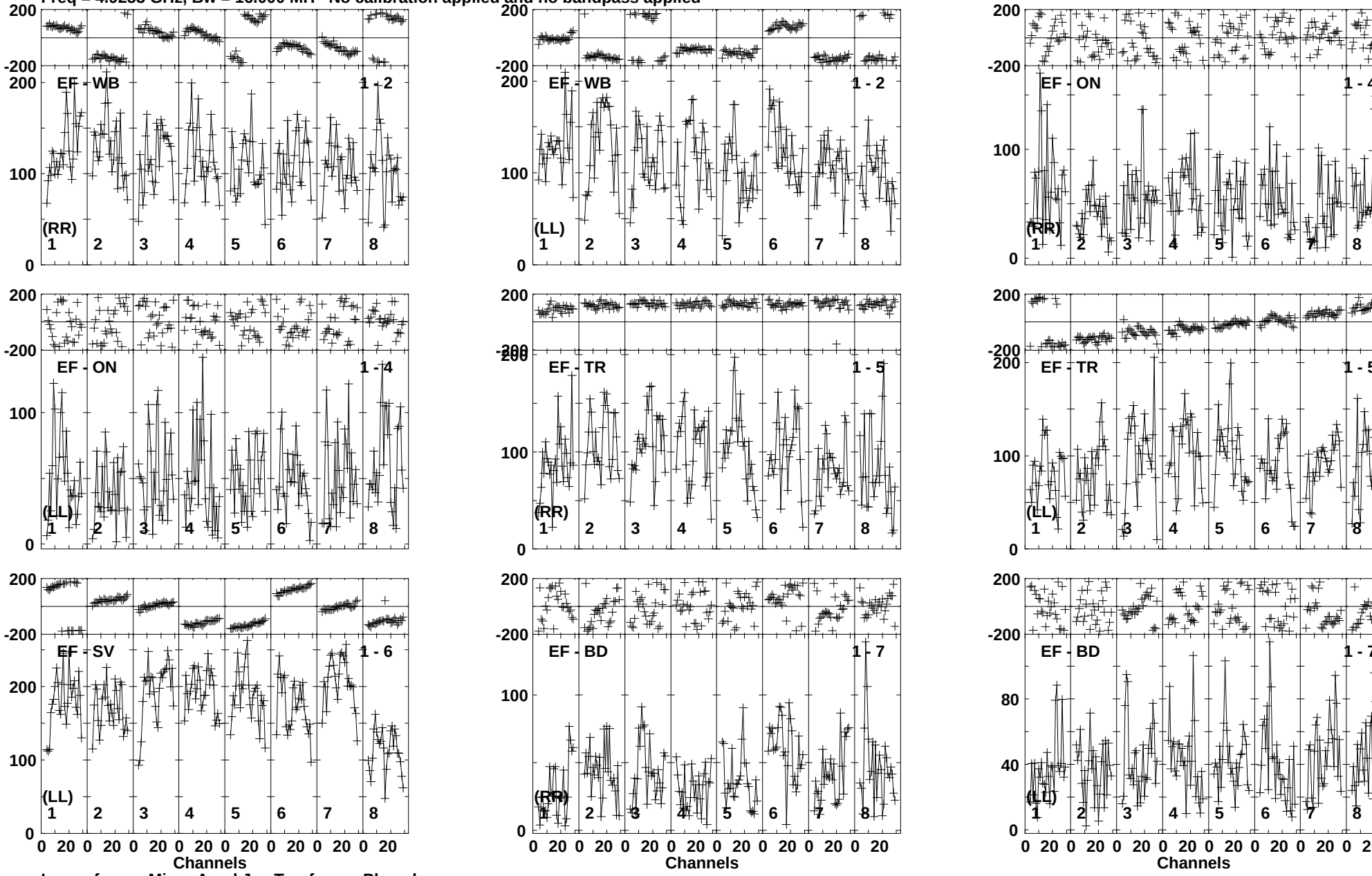

Lower frame: Micro Ampl Jy Top frame: Phas deg
Vector averaged cross-power spectrum Baseline: EF (01) - WB (02)
Timerange: 00/09:15:48 to 00/09:30:14

Plot file version 6 created 02-APR-2015 17:56:33
1632-0033 GJ014.UVDATA.1
Freq = 4.9253 GHz, Bw = 16.000 MH No calibration applied and no bandpass applied

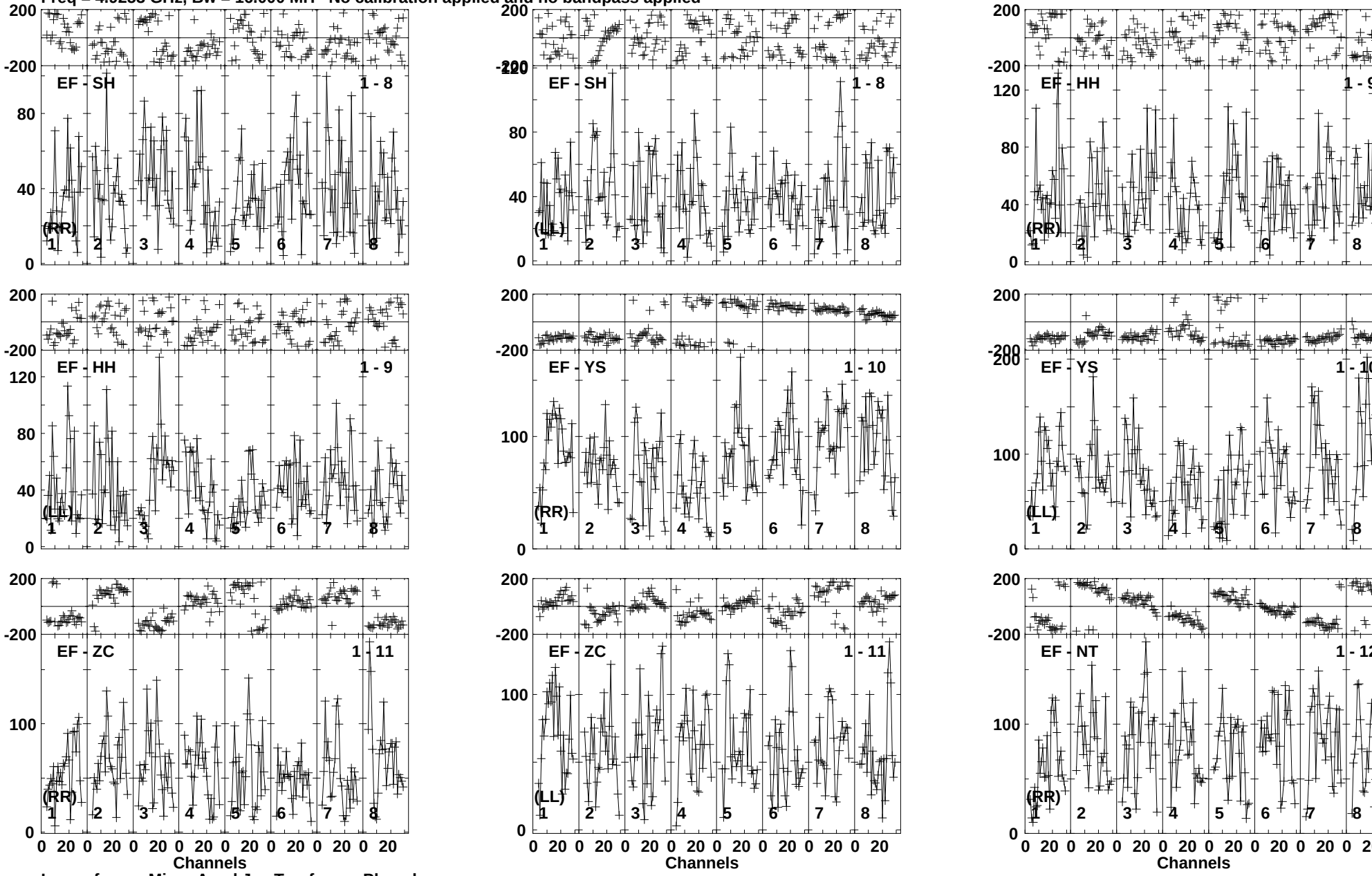

Lower frame: Micro Ampl Jy Top frame: Phas deg
Vector averaged cross-power spectrum Baseline: EF (01) - SH (08)
Timerange: 00/09:15:48 to 00/09:30:14

Plot file version 7 created 02-APR-2015 17:56:34
1632-0033 GJ014.UVDATA.1
Freq = 4.9253 GHz, Bw = 16.000 MH No calibration applied and no bandpass applied

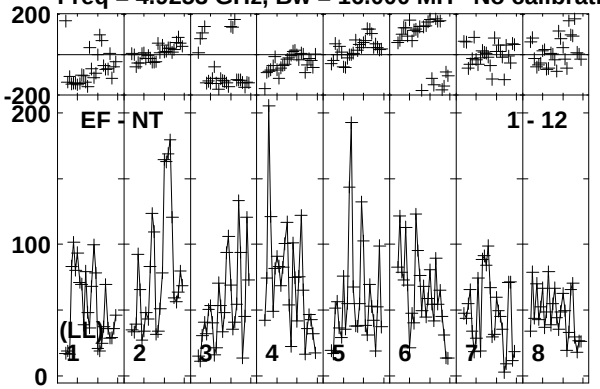

Lower frame: Micro Ampl Jy Top frame: Phas deg
Vector averaged cross-power spectrum Baseline: EF (01) - NT (12)
Timerange: 00/09:15:48 to 00/09:30:14

Plot file version 8 created 02-APR-2015 17:56:36
1632-0033 GJ014.UVDATA.1
Freq = 4.9253 GHz, Bw = 16.000 MH No calibration applied and no bandpass applied

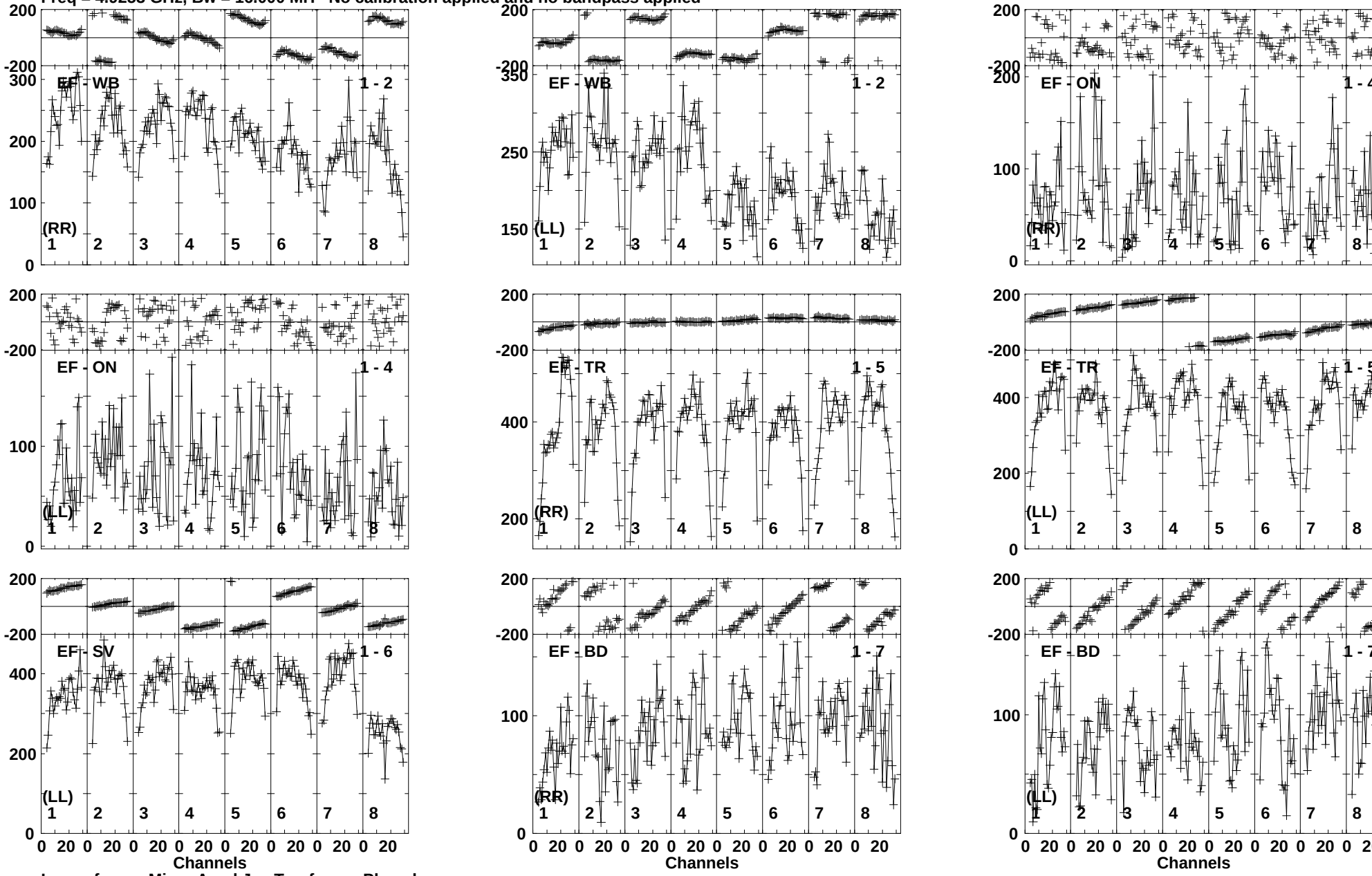

Lower frame: Micro Ampl Jy Top frame: Phas deg
Vector averaged cross-power spectrum Baseline: EF (01) - WB (02)
Timerange: 00/09:30:48 to 00/09:45:14

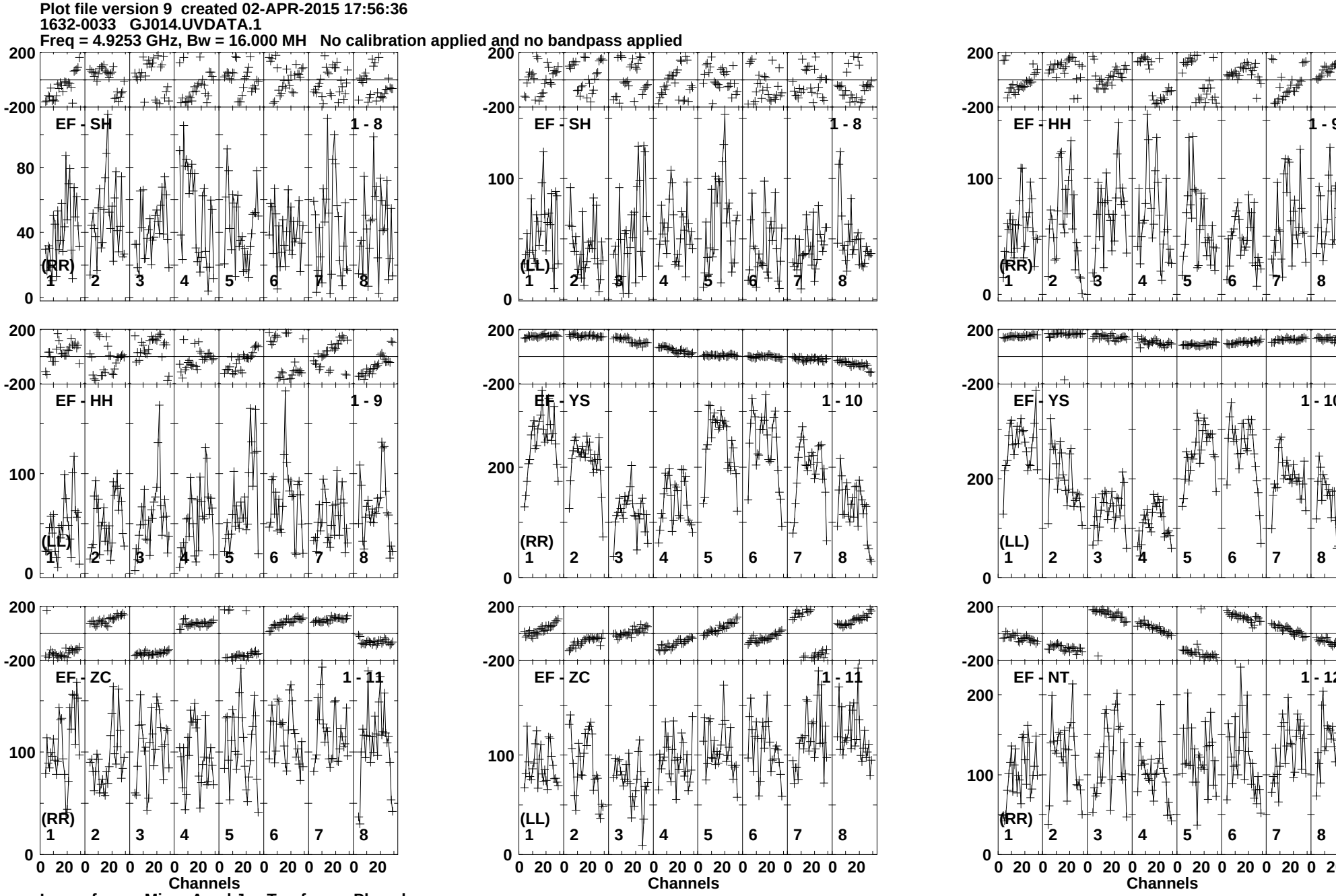
Plot file version 9 created 02-APR-2015 17:56:36
1632-0033 GJ014.UVDATA.1
Freq = 4.9253 GHz, Bw = 16.000 MH No calibration applied and no bandpass applied
EF - SH 1 - 8
(RR)
EF - SH 1 - 8
(LL)
EF - HH 1 - 9
(RR)
EF - HH 1 - 9
(LL)
EF - YS 1 - 10
(RR)
EF - YS 1 - 10
(LL)
EF - ZC 1 - 11
(RR)
EF - ZC 1 - 11
(LL)
EF - NT 1 - 12
(RR)
Channels
Lower frame: Micro Ampl Jy Top frame: Phas deg
Vector averaged cross-power spectrum Baseline: EF (01) - SH (08)
Timerange: 00/09:30:48 to 00/09:45:14

Plot file version 10 created 02-APR-2015 17:56:37
1632-0033 GJ014.UVDATA.1
Freq = 4.9253 GHz, Bw = 16.000 MH No calibration applied and no bandpass applied

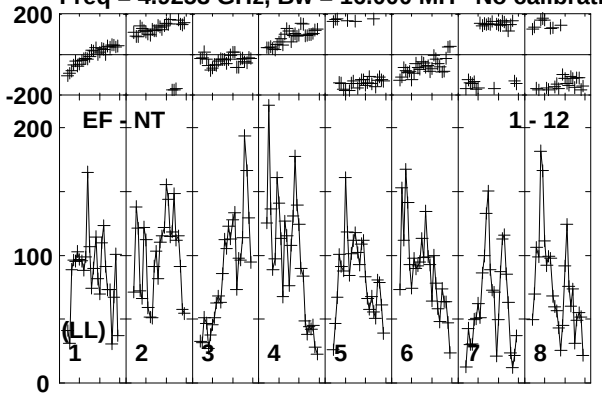

Lower frame: Micro Ampl Jy Top frame: Phas deg
Vector averaged cross-power spectrum Baseline: EF (01) - NT (12)
Timerange: 00/09:30:48 to 00/09:45:14

Plot file version 11 created 02-APR-2015 17:56:38
1632-0033 GJ014.UVDATA.1
Freq = 4.9253 GHz, Bw = 16.000 MH No calibration applied and no bandpass applied

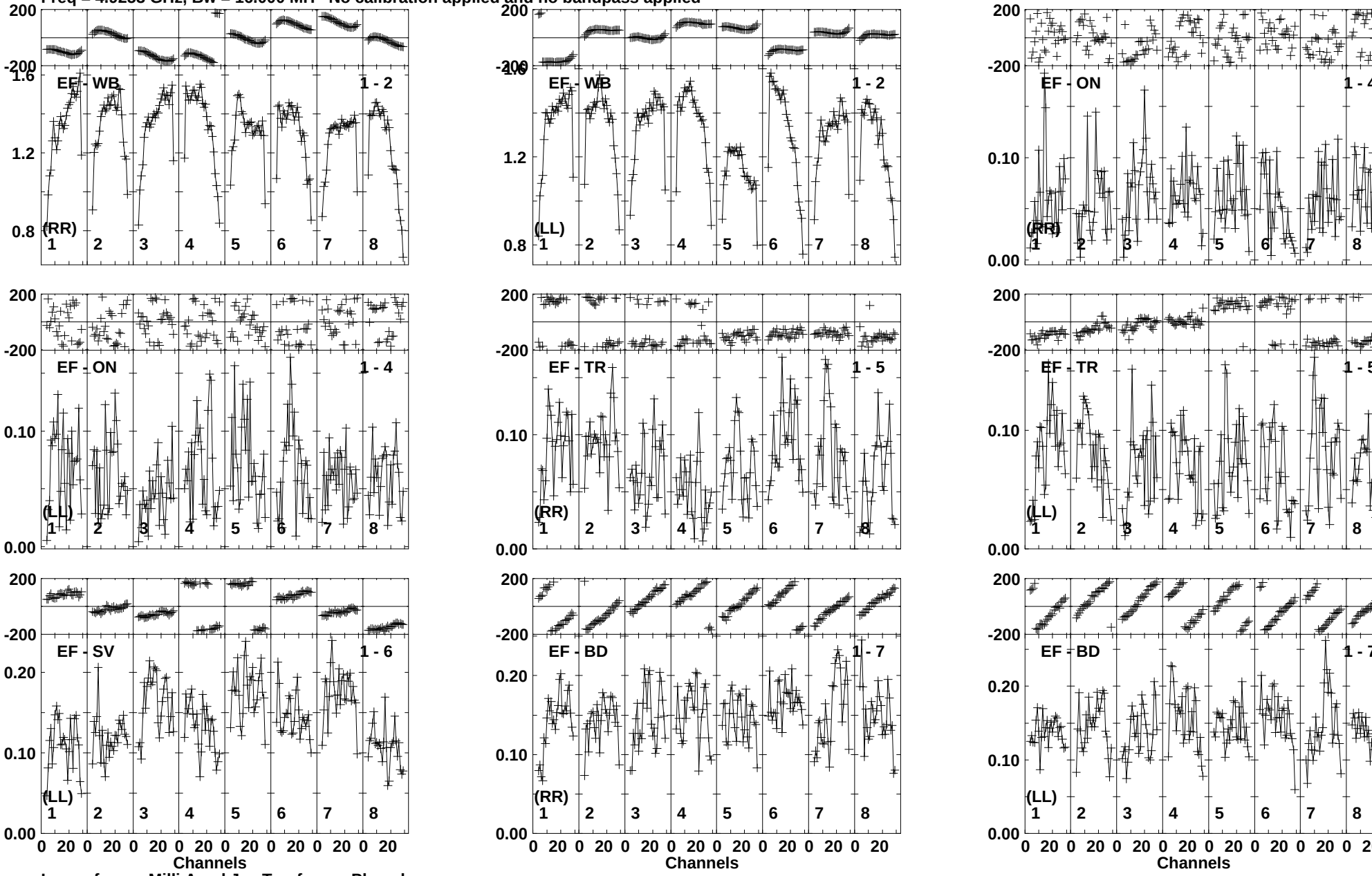

Lower frame: Milli Ampl Jy Top frame: Phas deg
Vector averaged cross-power spectrum Baseline: EF (01) - WB (02)
Timerange: 00/09:45:48 to 00/10:00:14

Plot file version 12 created 02-APR-2015 17:56:39
1632-0033 GJ014.UVDATA.1
Freq = 4.9253 GHz, Bw = 16.000 MH No calibration applied and no bandpass applied

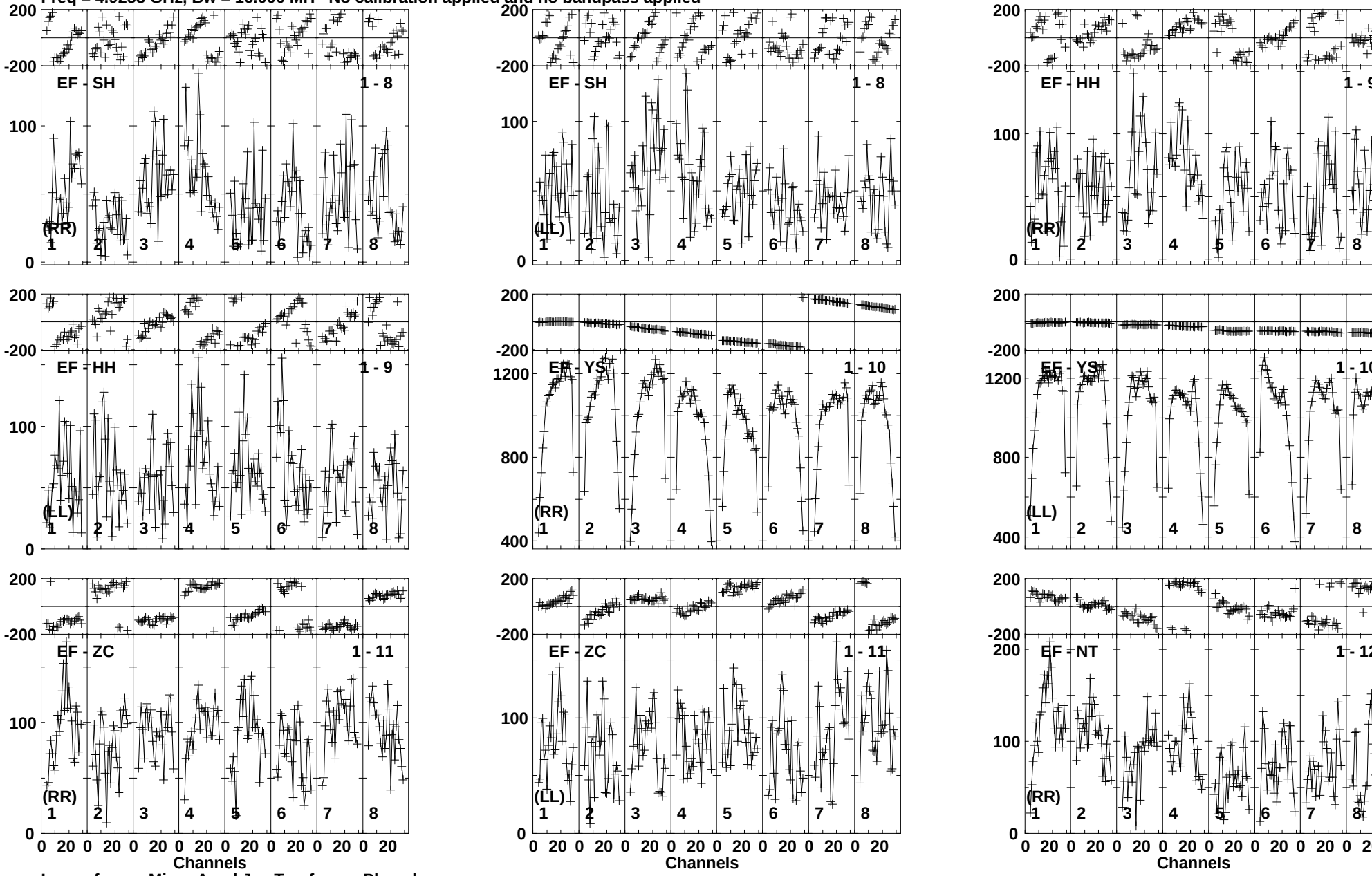

Lower frame: Micro Ampl Jy Top frame: Phas deg
Vector averaged cross-power spectrum Baseline: EF (01) - SH (08)
Timerange: 00/09:45:48 to 00/10:00:14

Plot file version 13 created 02-APR-2015 17:56:39
1632-0033 GJ014.UVDATA.1
Freq = 4.9253 GHz, Bw = 16.000 MH No calibration applied and no bandpass applied

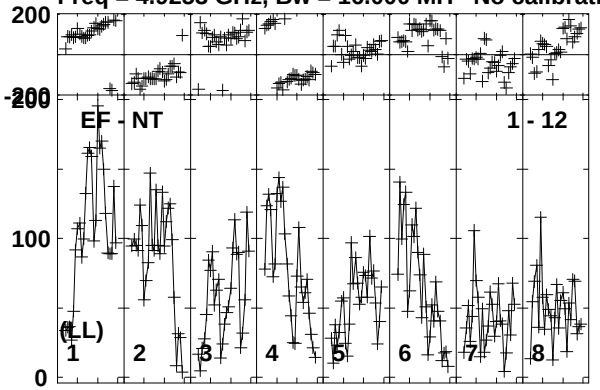

Lower frame: Micro Ampl Jy Top frame: Phas deg
Vector averaged cross-power spectrum Baseline: EF (01) - NT (12)
Timerange: 00/09:45:48 to 00/10:00:14

Plot file version 14 created 02-APR-2015 17:56:41
1632-0033 GJ014.UVDATA.1
Freq = 4.9253 GHz, Bw = 16.000 MH No calibration applied and no bandpass applied

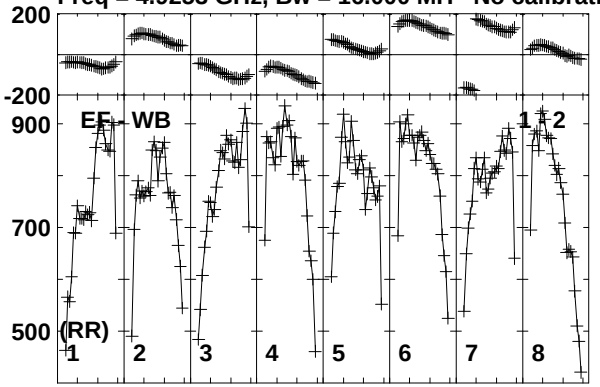

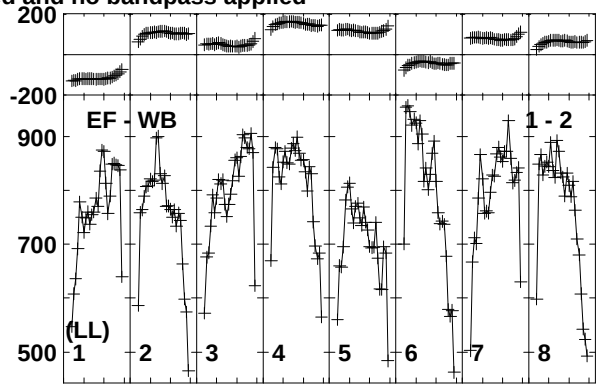

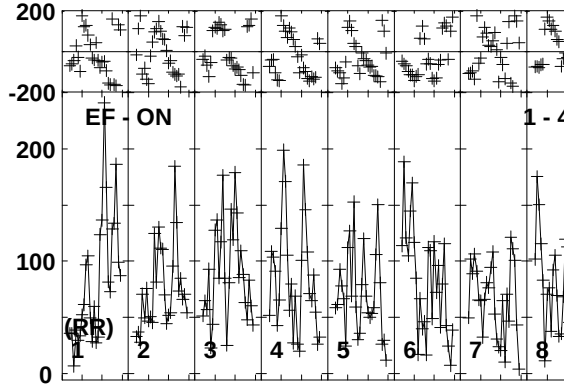

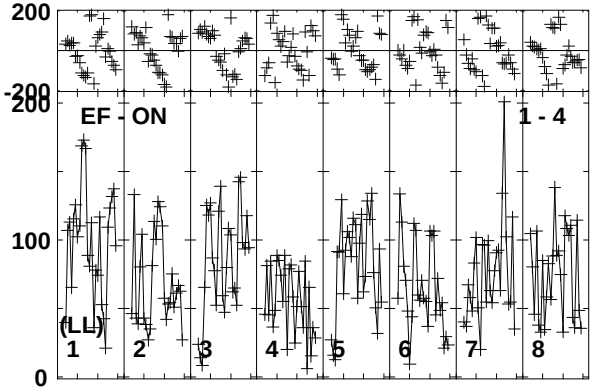

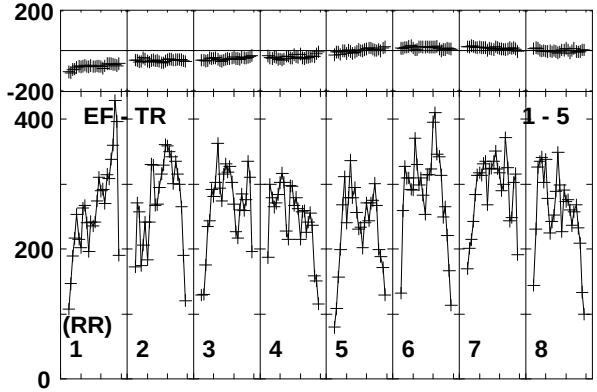

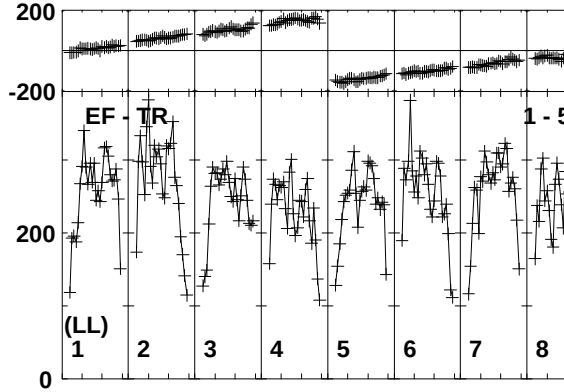

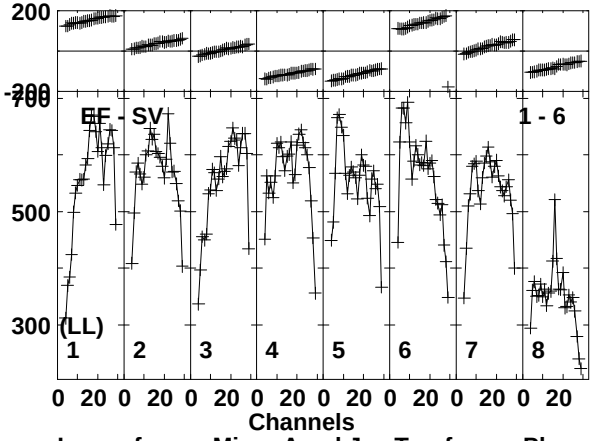

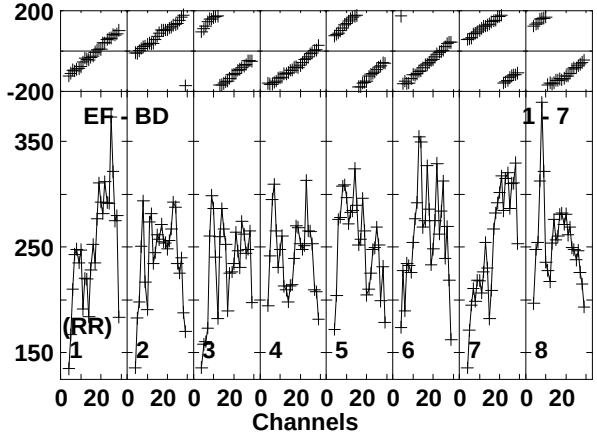

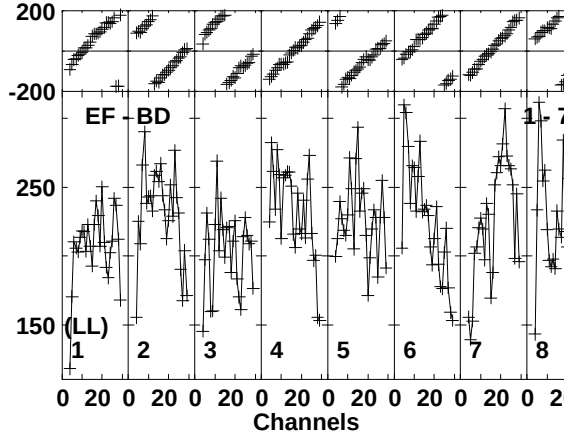

Lower frame: Micro Ampl Jy Top frame: Phas deg
Vector averaged cross-power spectrum Baseline: EF (01) - WB (02)
Timerange: 00/10:00:48 to 00/10:15:14

Plot file version 15 created 02-APR-2015 17:56:42
1632-0033 GJ014.UVDATA.1
Freq = 4.9253 GHz, Bw = 16.000 MH No calibration applied and no bandpass applied

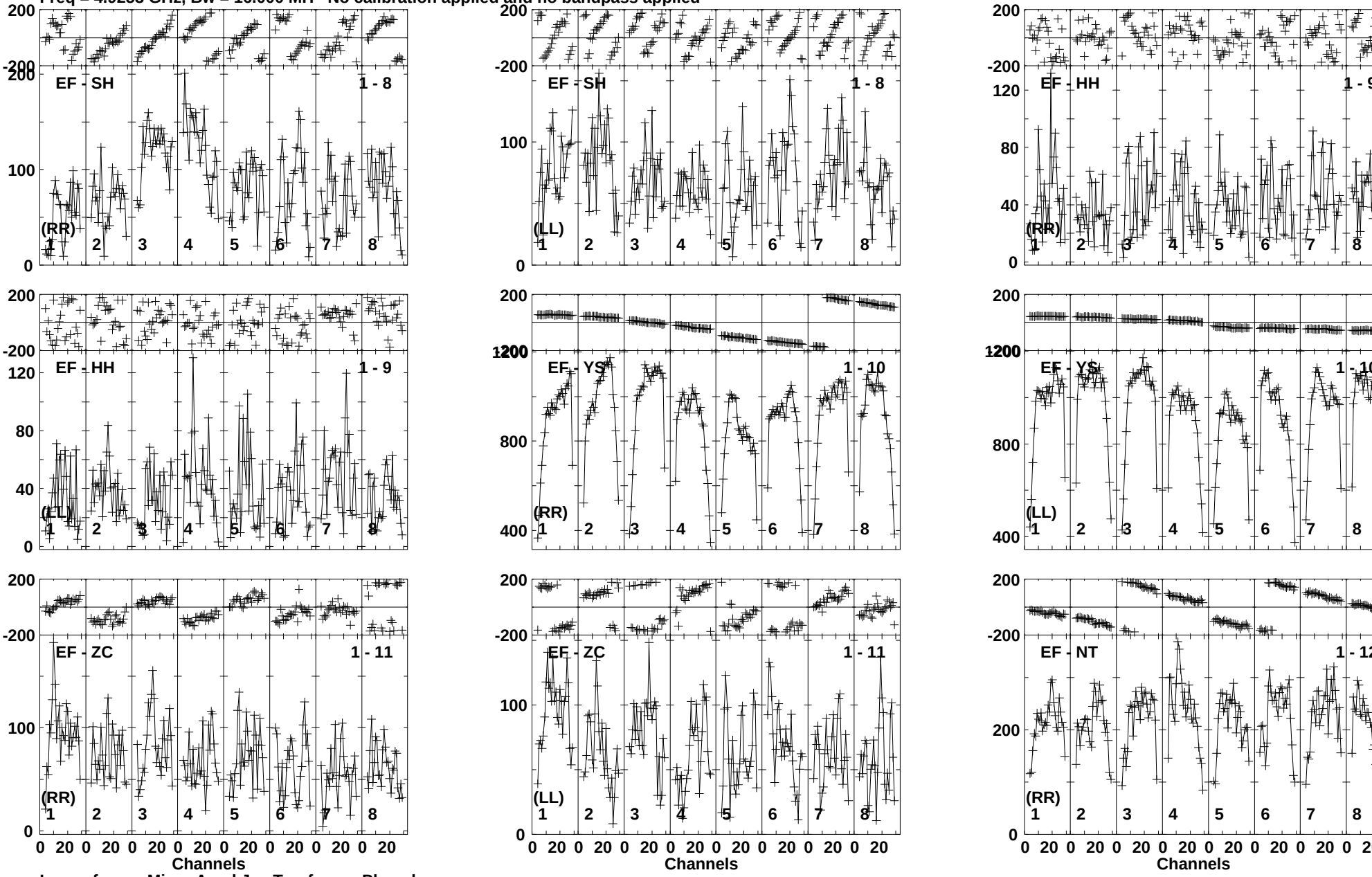

Lower frame: Micro Ampl Jy Top frame: Phas deg
Vector averaged cross-power spectrum Baseline: EF (01) - SH (08)
Timerange: 00/10:00:48 to 00/10:15:14

Plot file version 16 created 02-APR-2015 17:56:42
1632-0033 GJ014.UVDATA.1
Freq = 4.9253 GHz, Bw = 16.000 MH No calibration applied and no bandpass applied

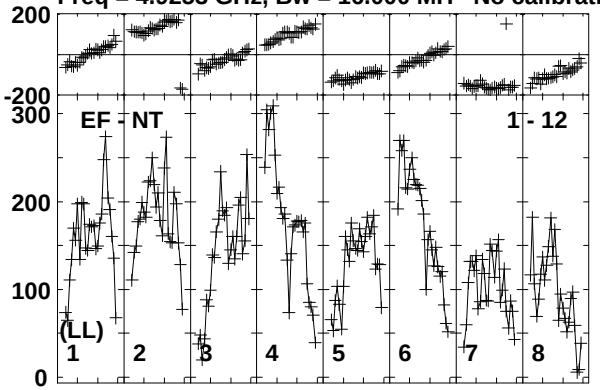

Lower frame: Micro Ampl Jy Top frame: Phas deg
Vector averaged cross-power spectrum Baseline: EF (01) - NT (12)
Timerange: 00/10:00:48 to 00/10:15:14

Plot file version 17 created 02-APR-2015 17:56:44
1632-0033 GJ014.UVDATA.1
Freq = 4.9253 GHz, Bw = 16.000 MH No calibration applied and no bandpass applied

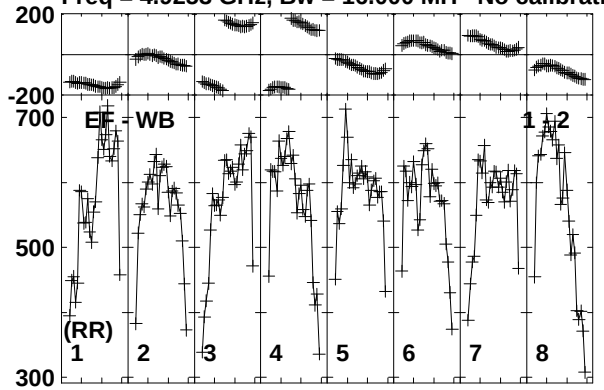

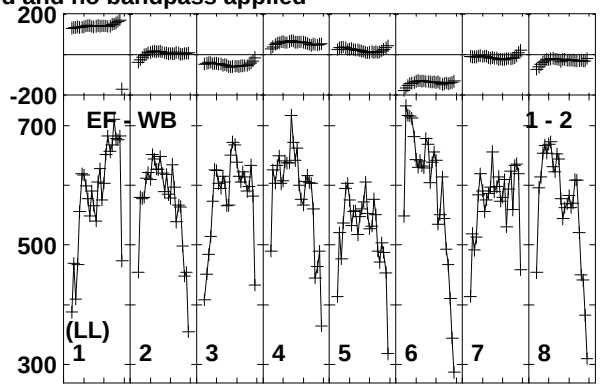

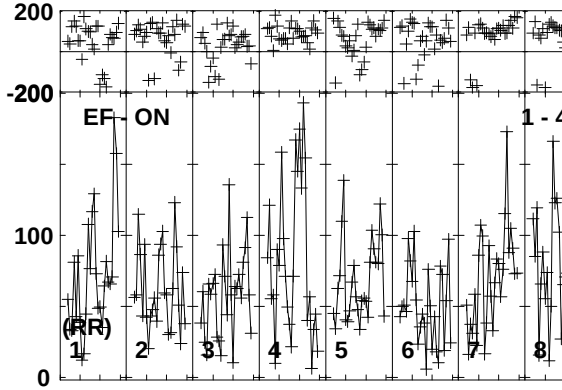

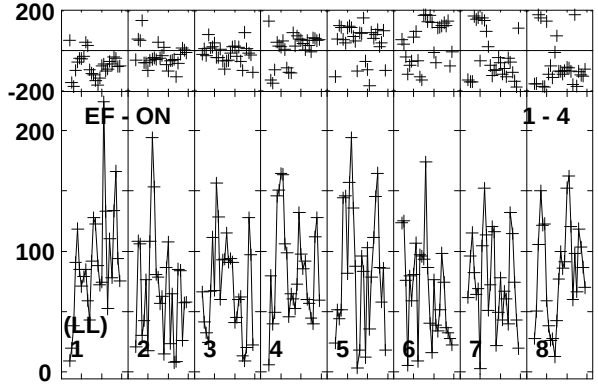

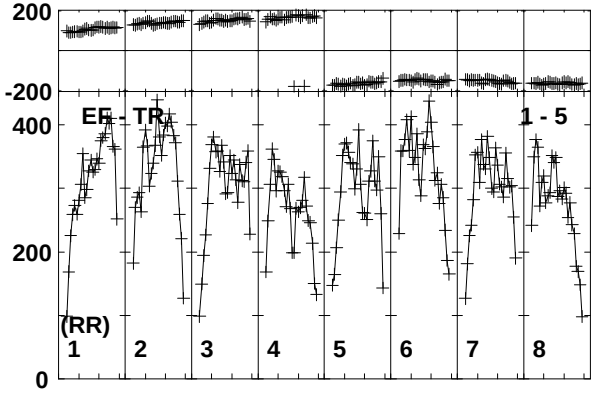

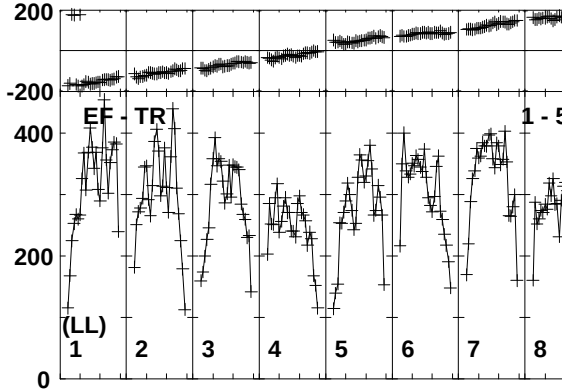

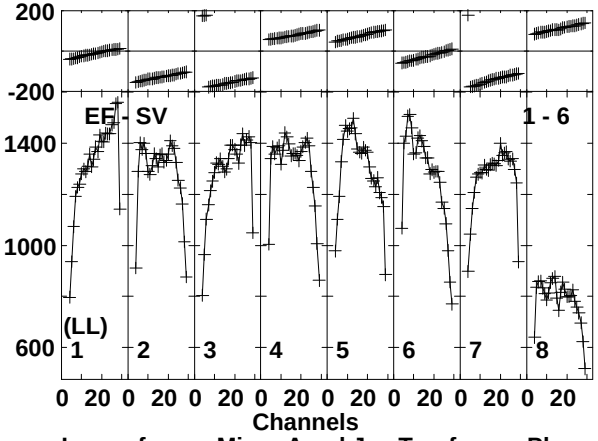

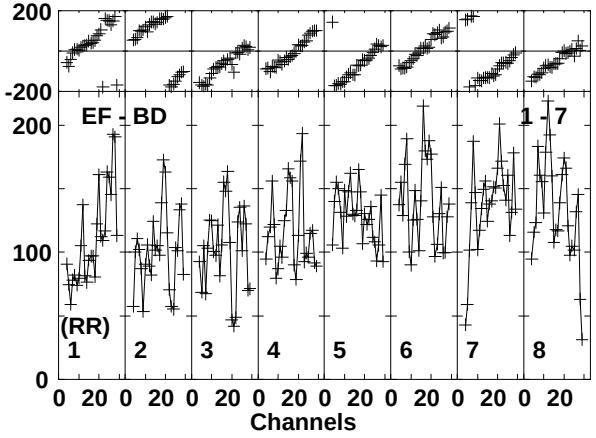

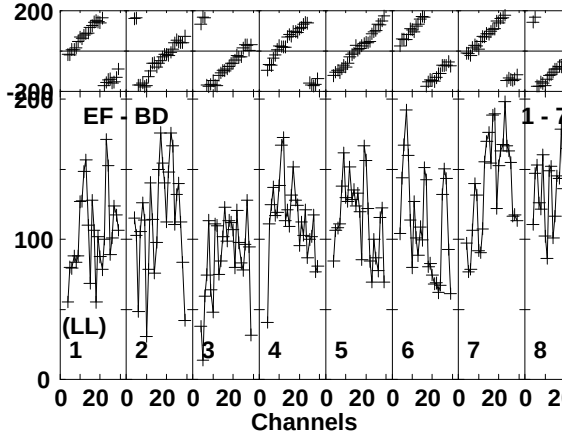

Lower frame: Micro Ampl Jy Top frame: Phas deg
Vector averaged cross-power spectrum Baseline: EF (01) - WB (02)
Timerange: 00/10:15:48 to 00/10:30:14

Plot file version 18 created 02-APR-2015 17:56:45
1632-0033 GJ014.UVDATA.1
Freq = 4.9253 GHz, Bw = 16.000 MH No calibration applied and no bandpass applied

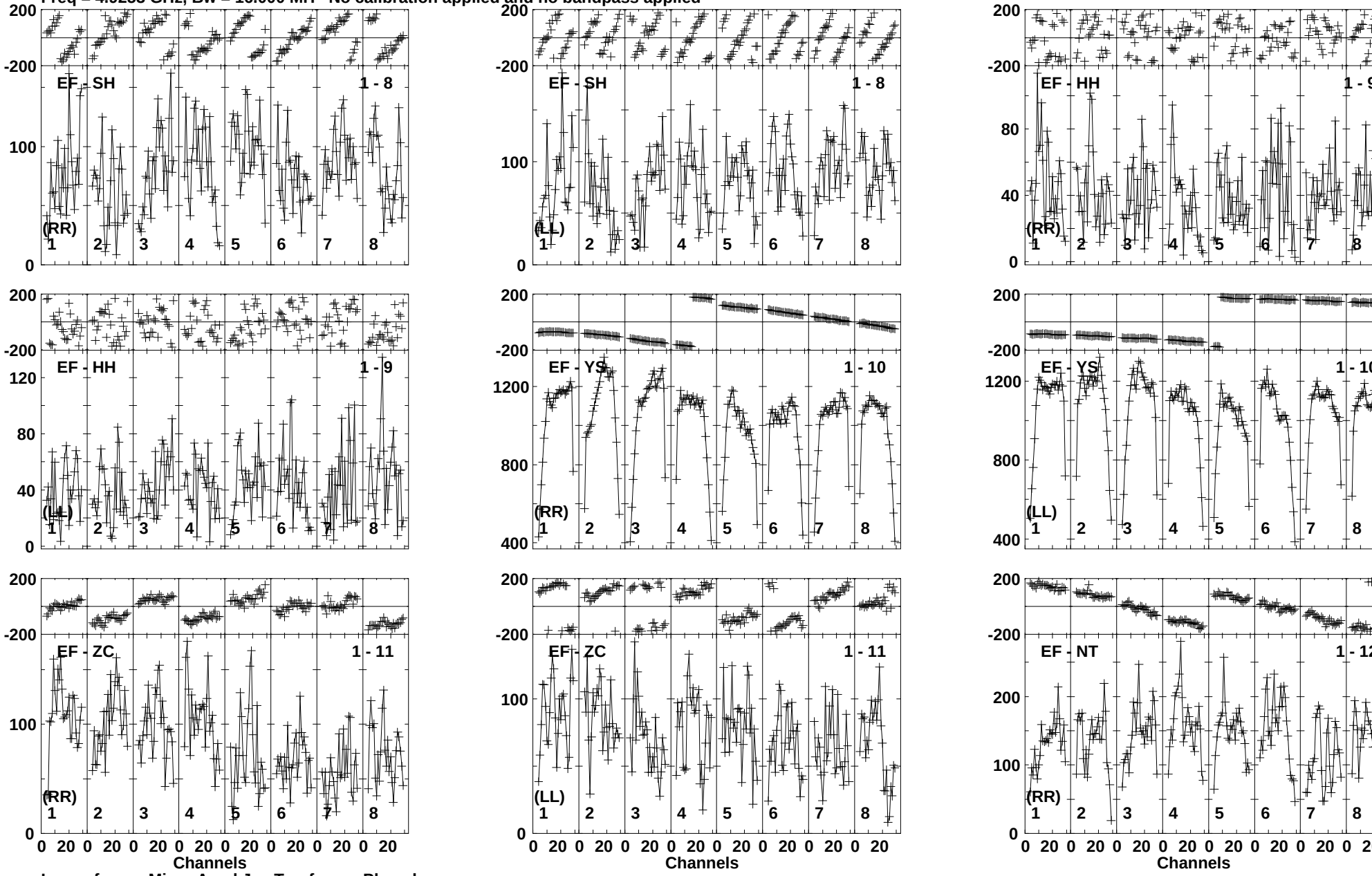

Lower frame: Micro Ampl Jy Top frame: Phas deg
Vector averaged cross-power spectrum Baseline: EF (01) - SH (08)
Timerange: 00/10:15:48 to 00/10:30:14

Plot file version 19 created 02-APR-2015 17:56:45
1632-0033 GJ014.UVDATA.1
Freq = 4.9253 GHz, Bw = 16.000 MH No calibration applied and no bandpass applied

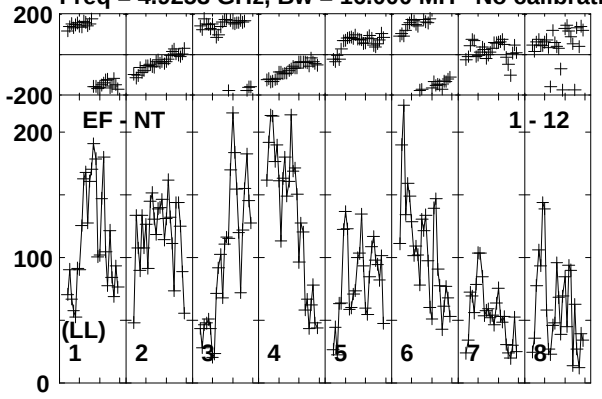

Lower frame: Micro Ampl Jy Top frame: Phas deg
Vector averaged cross-power spectrum Baseline: EF (01) - NT (12)
Timerange: 00/10:15:48 to 00/10:30:14

Plot file version 20 created 02-APR-2015 17:56:46
1632-0033 GJ014.UVDATA.1
Freq = 4.9253 GHz, Bw = 16.000 MH No calibration applied and no bandpass applied

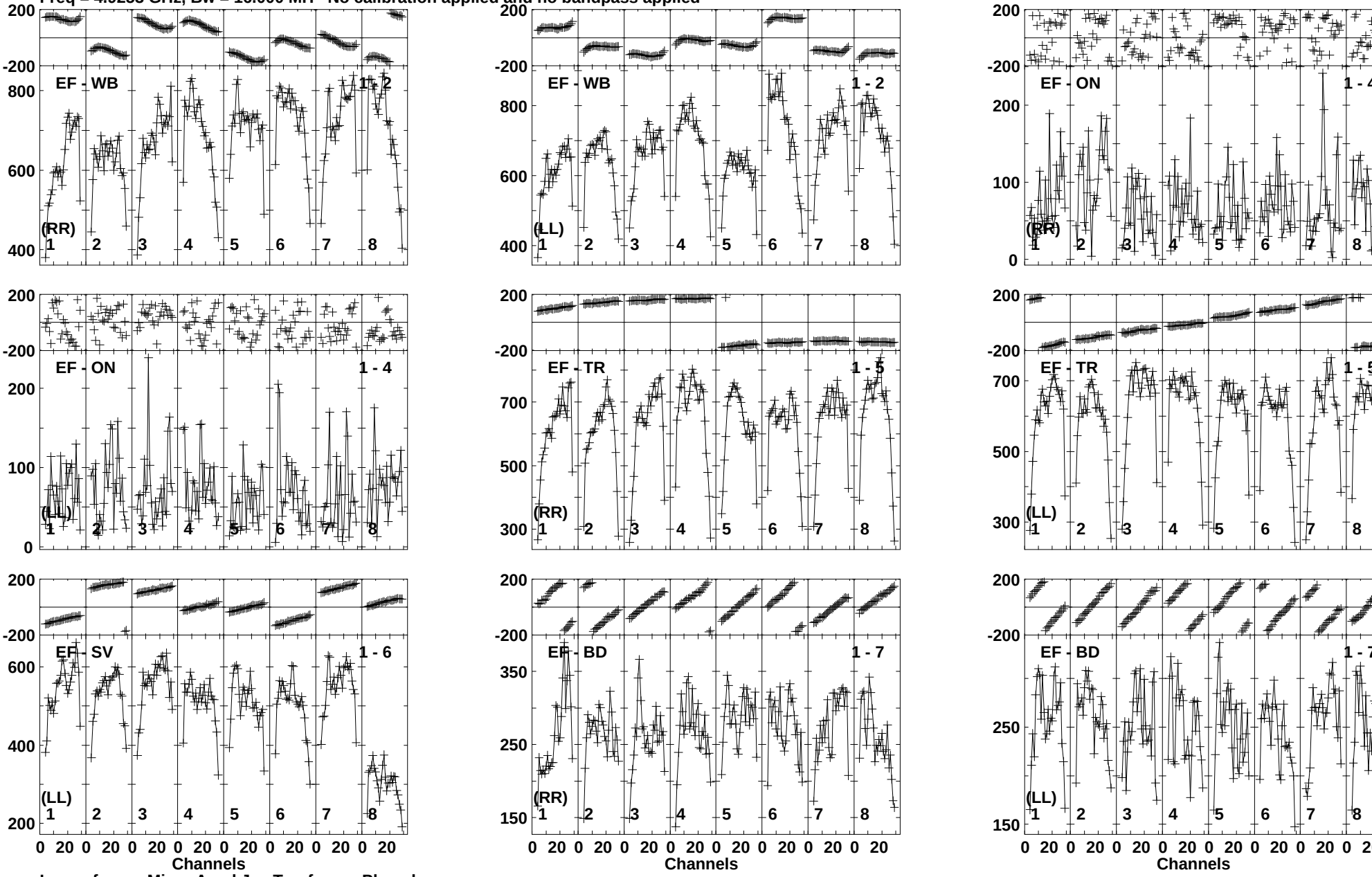

Lower frame: Micro Ampl Jy Top frame: Phas deg
Vector averaged cross-power spectrum Baseline: EF (01) - WB (02)
Timerange: 00/10:30:48 to 00/10:45:14

Plot file version 21 created 02-APR-2015 17:56:47
1632-0033 GJ014.UVDATA.1
Freq = 4.9253 GHz, Bw = 16.000 MH No calibration applied and no bandpass applied

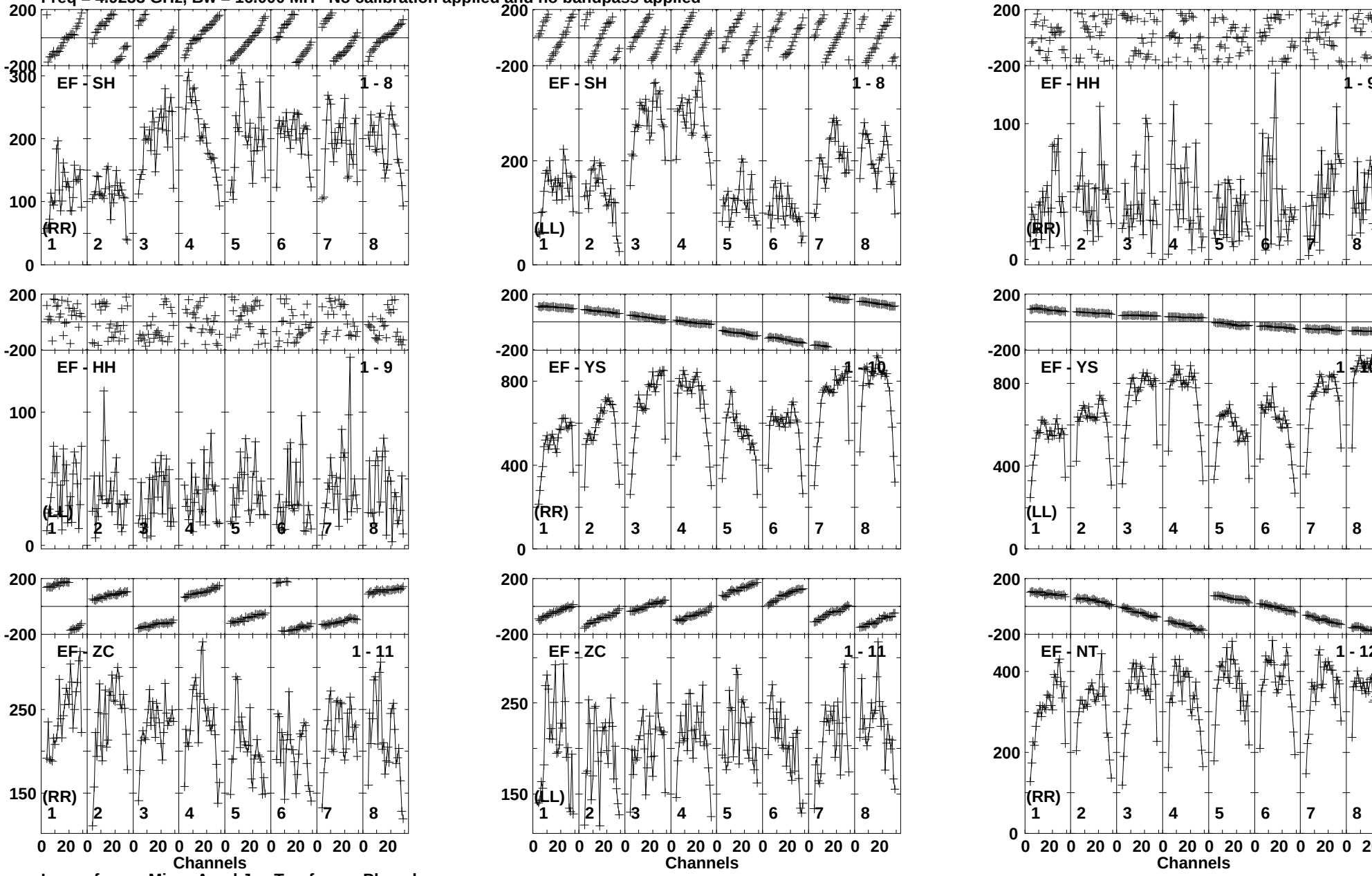

Lower frame: Micro Ampl Jy Top frame: Phas deg
Vector averaged cross-power spectrum Baseline: EF (01) - SH (08)
Timerange: 00/10:30:48 to 00/10:45:14

Plot file version 22 created 02-APR-2015 17:56:47
1632-0033 GJ014.UVDATA.1
Freq = 4.9253 GHz, Bw = 16.000 MH No calibration applied and no bandpass applied

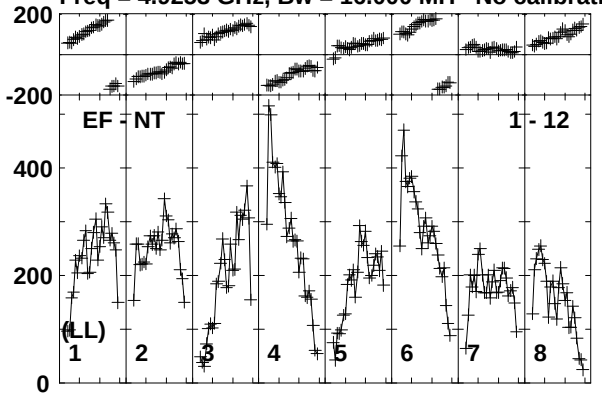

Lower frame: Micro Ampl Jy Top frame: Phas deg
Vector averaged cross-power spectrum Baseline: EF (01) - NT (12)
Timerange: 00/10:30:48 to 00/10:45:14

Plot file version 23 created 02-APR-2015 17:56:50
1632-0033 GJ014.UVDATA.1
Freq = 4.9253 GHz, Bw = 16.000 MH No calibration applied and no bandpass applied

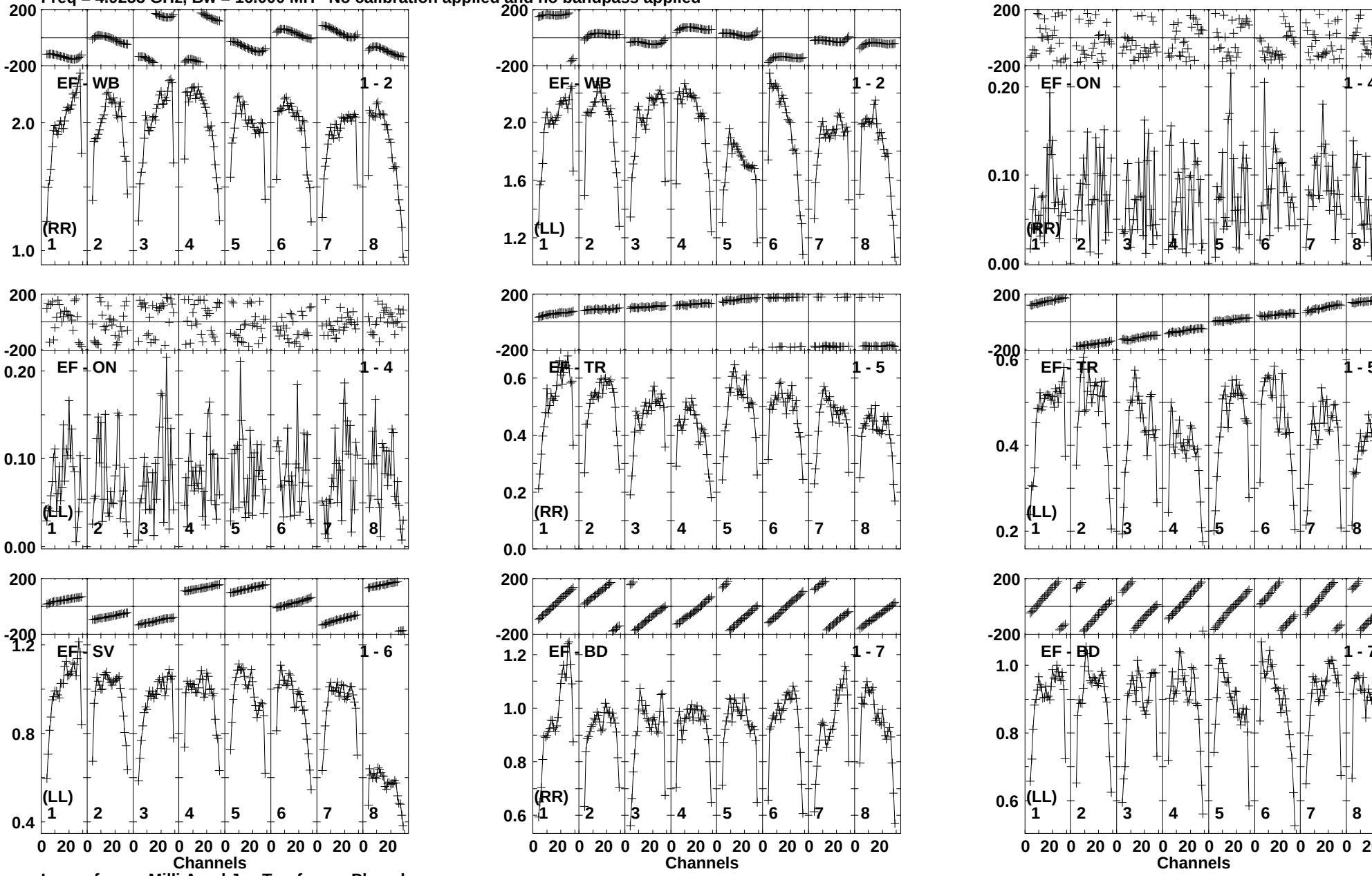

Lower frame: Milli Ampl Jy Top frame: Phas deg
Vector averaged cross-power spectrum Baseline: EF (01) - WB (02)
Timerange: 00/10:45:48 to 00/11:00:14

Plot file version 24 created 02-APR-2015 17:56:50
1632-0033 GJ014.UVDATA.1
Freq = 4.9253 GHz, Bw = 16.000 MH No calibration applied and no bandpass applied

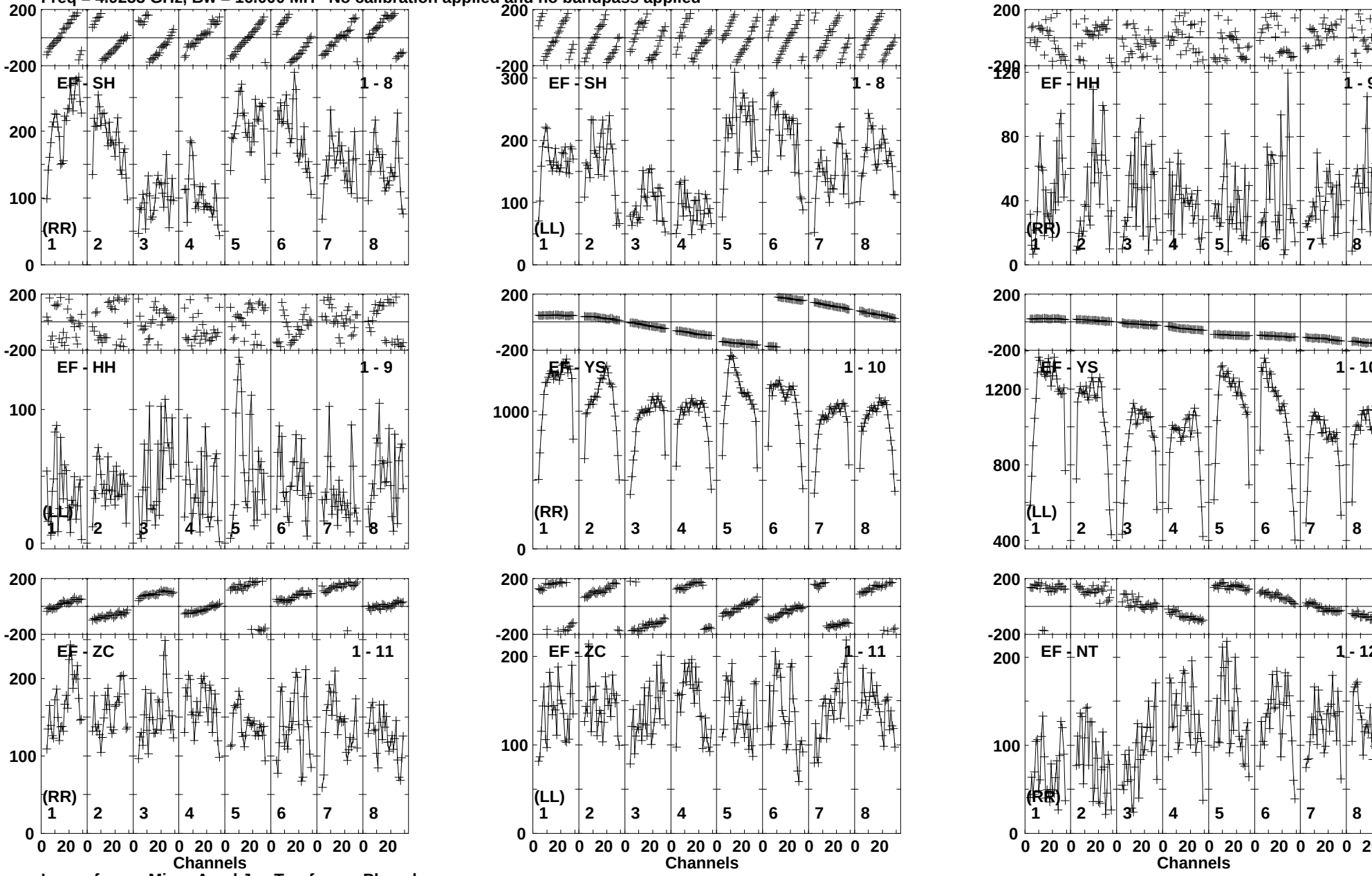

Lower frame: Micro Ampl Jy Top frame: Phas deg
Vector averaged cross-power spectrum Baseline: EF (01) - SH (08)
Timerange: 00/10:45:48 to 00/11:00:14

Plot file version 25 created 02-APR-2015 17:56:51
1632-0033 GJ014.UVDATA.1
Freq = 4.9253 GHz, Bw = 16.000 MH No calibration applied and no bandpass applied

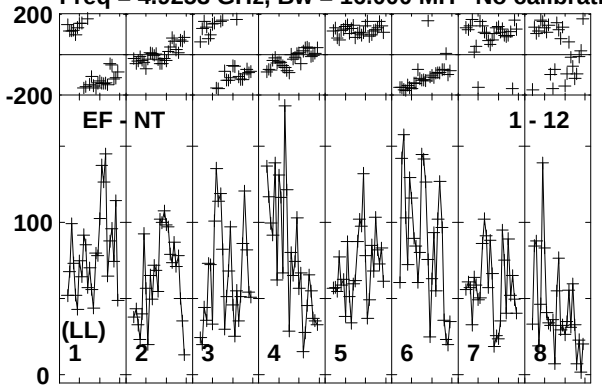

Lower frame: Micro Ampl Jy Top frame: Phas deg
Vector averaged cross-power spectrum Baseline: EF (01) - NT (12)
Timerange: 00/10:45:48 to 00/11:00:14

Plot file version 26 created 02-APR-2015 17:56:53
1632-0033 GJ014.UVDATA.1
Freq = 4.9253 GHz, Bw = 16.000 MH No calibration applied and no bandpass applied

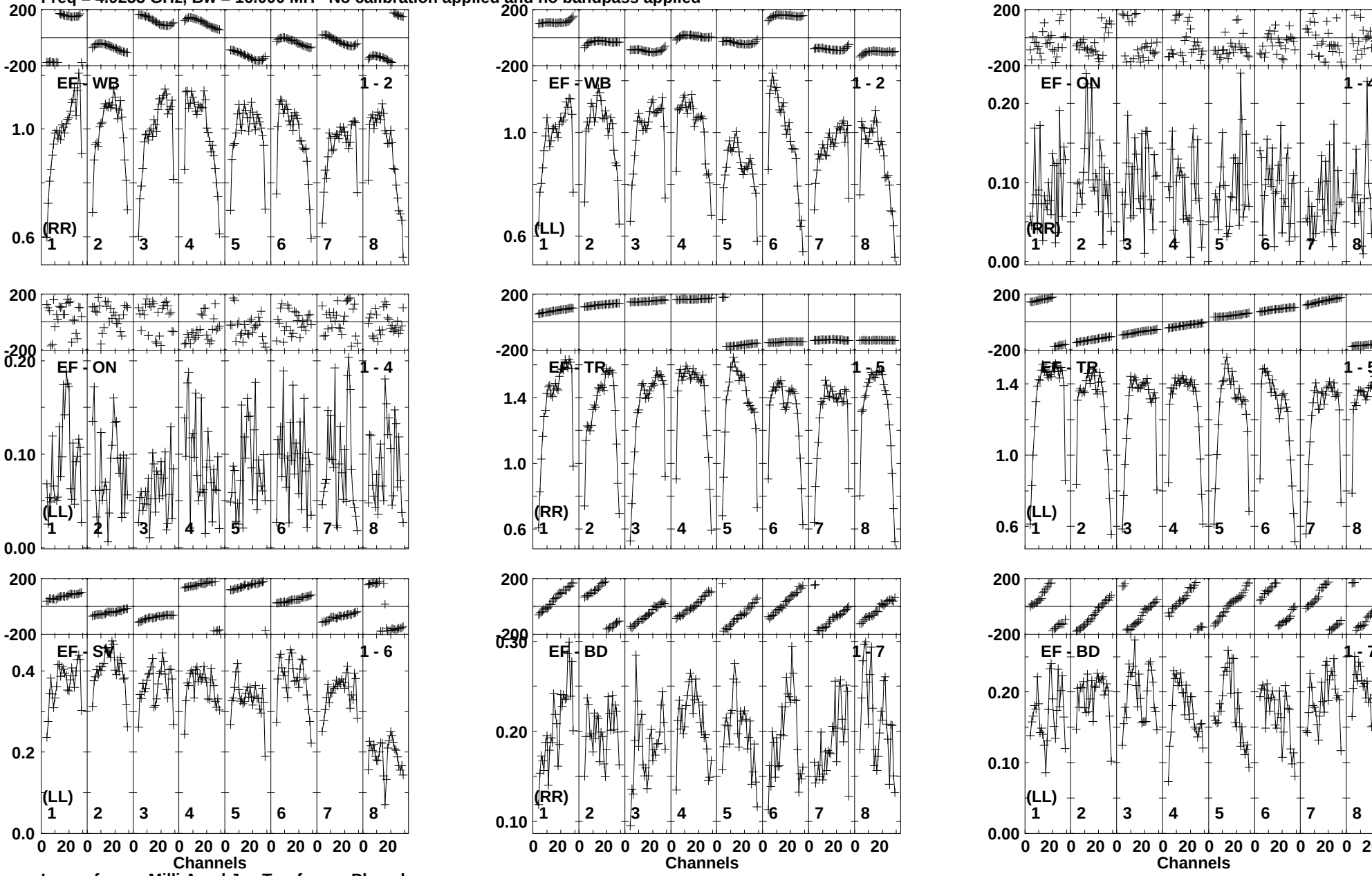

Lower frame: Milli Ampl Jy Top frame: Phas deg
Vector averaged cross-power spectrum Baseline: EF (01) - WB (02)
Timerange: 00/11:00:48 to 00/11:15:14

Plot file version 27 created 02-APR-2015 17:56:53
1632-0033 GJ014.UVDATA.1
Freq = 4.9253 GHz, Bw = 16.000 MH No calibration applied and no bandpass applied

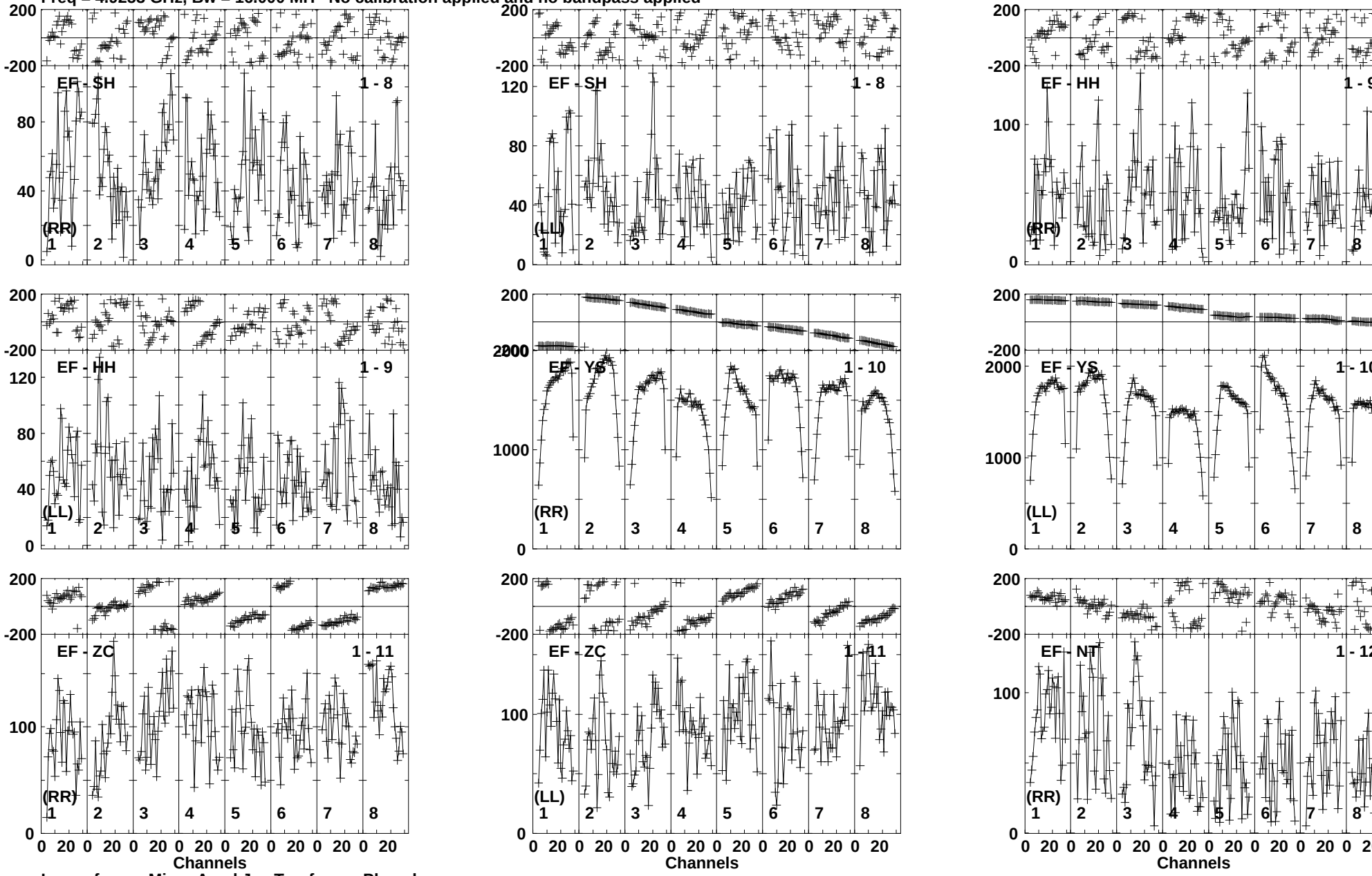

Lower frame: Micro Ampl Jy Top frame: Phas deg
Vector averaged cross-power spectrum Baseline: EF (01) - SH (08)
Timerange: 00/11:00:48 to 00/11:15:14

Plot file version 28 created 02-APR-2015 17:56:54
1632-0033 GJ014.UVDATA.1
Freq = 4.9253 GHz, Bw = 16.000 MH No calibration applied and no bandpass applied

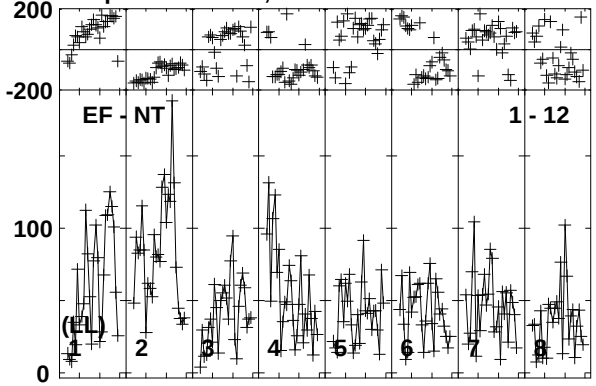

Lower frame: Micro Ampl Jy Top frame: Phas deg
Vector averaged cross-power spectrum Baseline: EF (01) - NT (12)
Timerange: 00/11:00:48 to 00/11:15:14

Plot file version 29 created 02-APR-2015 17:56:55
1632-0033 GJ014.UVDATA.1
Freq = 4.9253 GHz, Bw = 16.000 MH No calibration applied and no bandpass applied

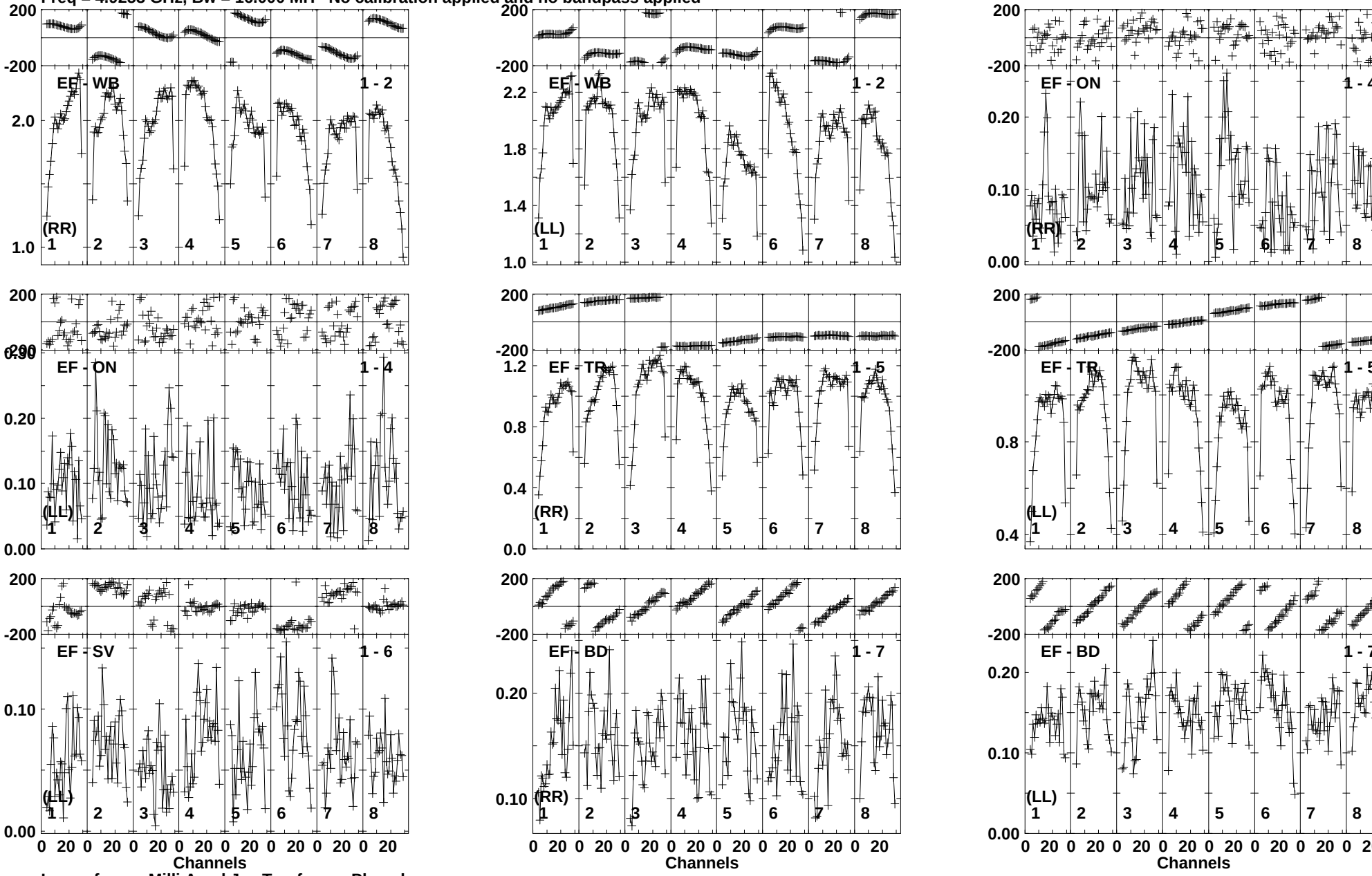

Lower frame: Milli Ampl Jy Top frame: Phas deg
Vector averaged cross-power spectrum Baseline: EF (01) - WB (02)
Timerange: 00/11:15:48 to 00/11:30:14

Plot file version 30 created 02-APR-2015 17:56:55
1632-0033 GJ014.UVDATA.1
Freq = 4.9253 GHz, Bw = 16.000 MH No calibration applied and no bandpass applied

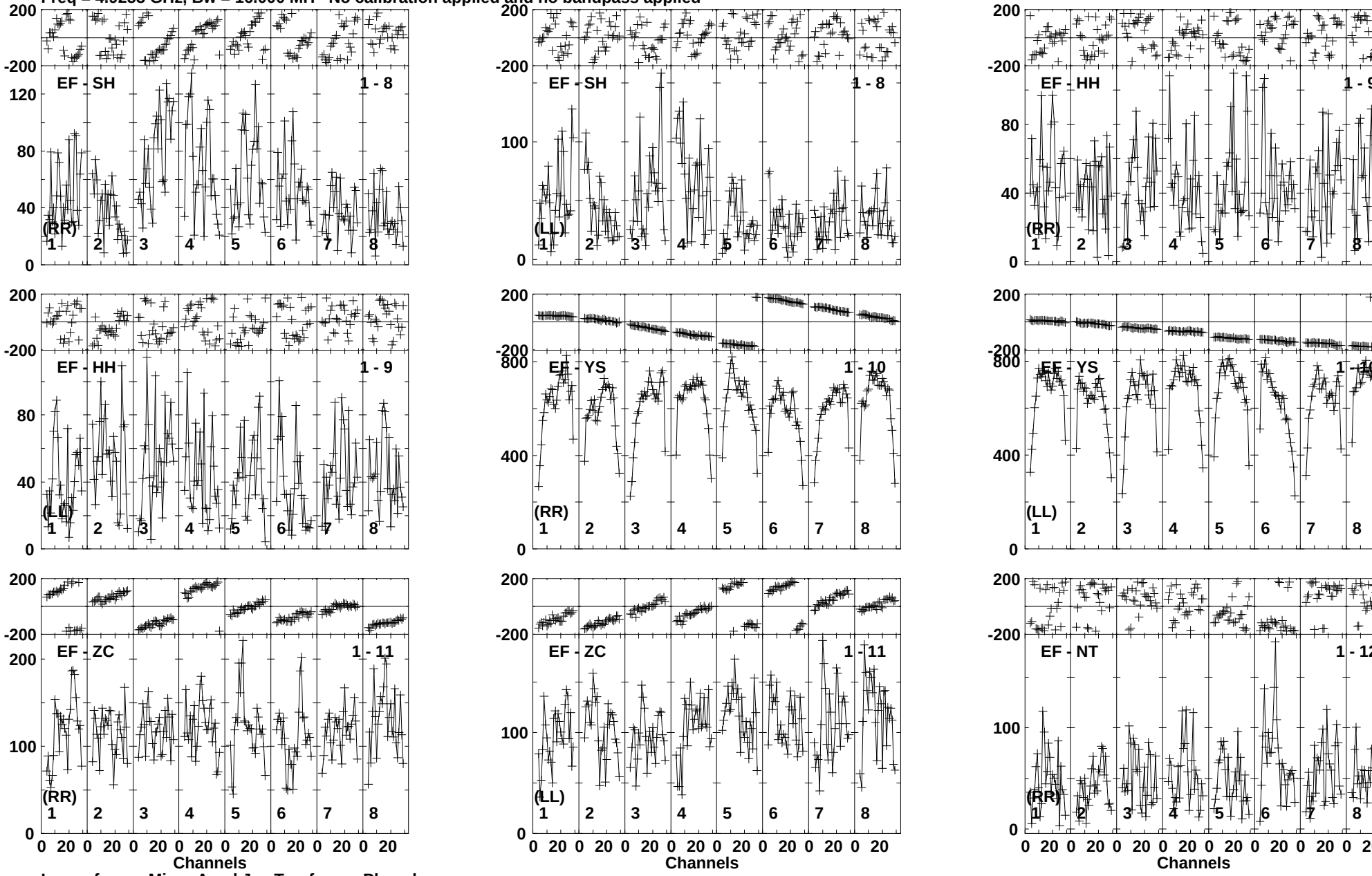

Lower frame: Micro Ampl Jy Top frame: Phas deg
Vector averaged cross-power spectrum Baseline: EF (01) - SH (08)
Timerange: 00/11:15:48 to 00/11:30:14

Plot file version 31 created 02-APR-2015 17:56:56
1632-0033 GJ014.UVDATA.1
Freq = 4.9253 GHz, Bw = 16.000 MH No calibration applied and no bandpass applied

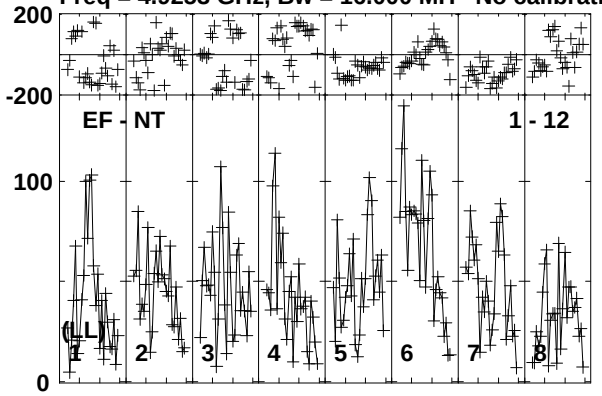

Lower frame: Micro Ampl Jy Top frame: Phas deg
Vector averaged cross-power spectrum Baseline: EF (01) - NT (12)
Timerange: 00/11:15:48 to 00/11:30:14

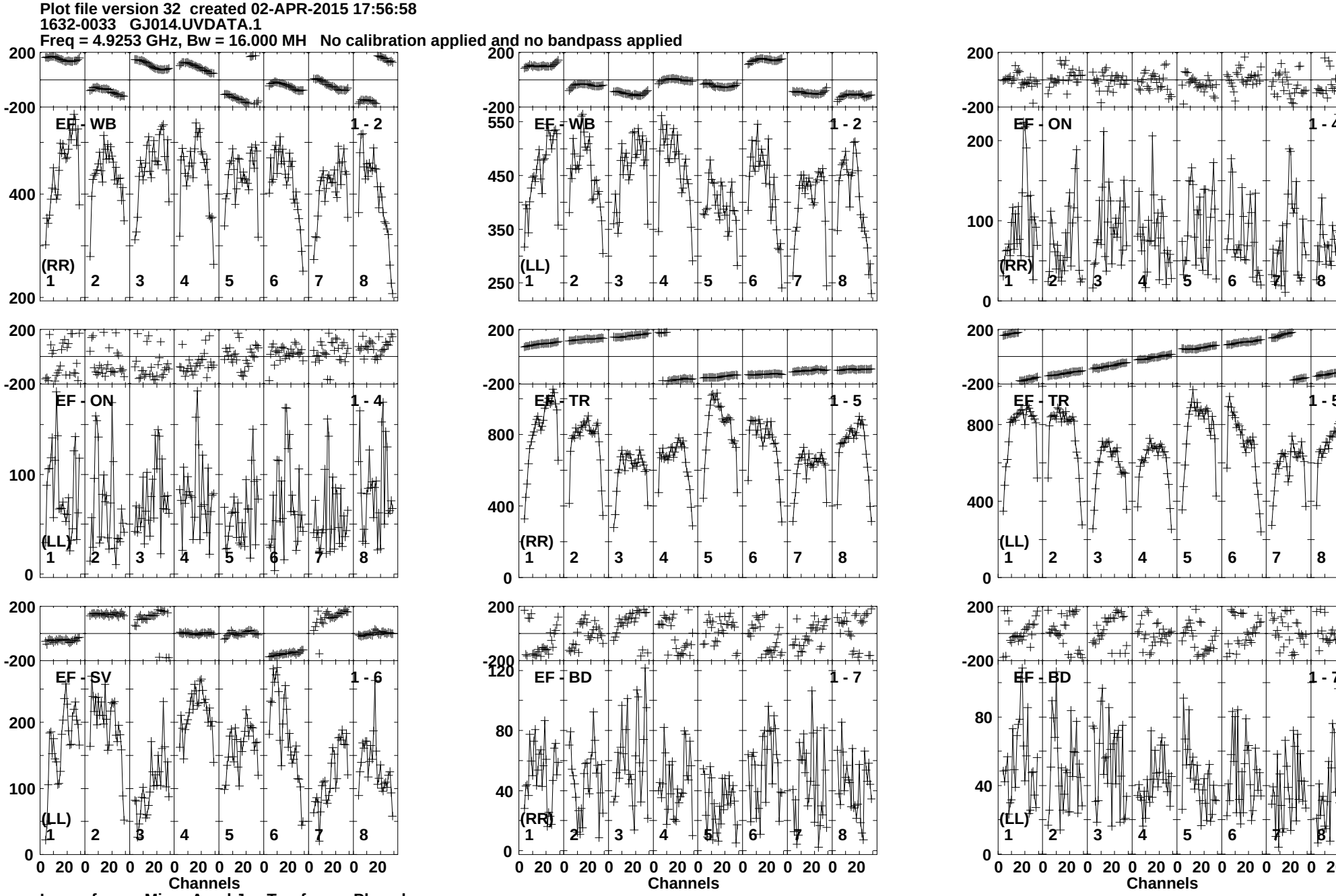
Plot file version 32 created 02-APR-2015 17:56:58
1632-0033 GJ014.UVDATA.1
Freq = 4.9253 GHz, Bw = 16.000 MH No calibration applied and no bandpass applied
EF - WB 1 - 2
(RR)
EF - WB 1 - 2
(LL)
EF - ON 1 - 4
(RR)
EF - ON 1 - 4
(LL)
EF - TR 1 - 5
(RR)
EF - TR 1 - 5
(LL)
EF - SV 1 - 6
(LL)
EF - BD 1 - 7
(RR)
EF - BD 1 - 7
(LL)
Channels
Channels
Channels
Lower frame: Micro Ampl Jy Top frame: Phas deg
Vector averaged cross-power spectrum Baseline: EF (01) - WB (02)
Timerange: 00/11:30:48 to 00/11:45:14

Plot file version 33 created 02-APR-2015 17:56:58
1632-0033 GJ014.UVDATA.1
Freq = 4.9253 GHz, Bw = 16.000 MH No calibration applied and no bandpass applied

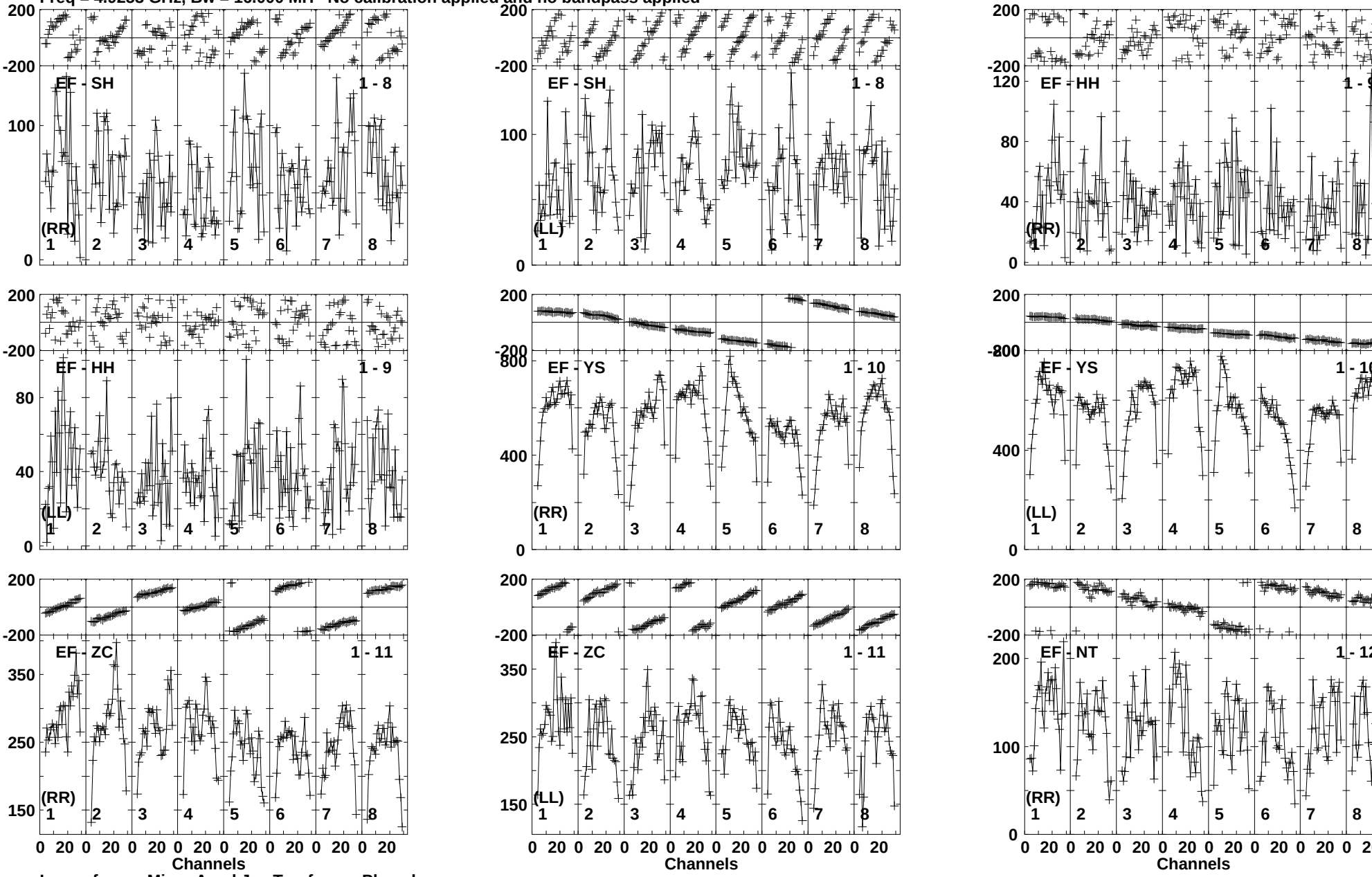

Lower frame: Micro Ampl Jy Top frame: Phas deg
Vector averaged cross-power spectrum Baseline: EF (01) - SH (08)
Timerange: 00/11:30:48 to 00/11:45:14

Plot file version 34 created 02-APR-2015 17:56:59
1632-0033 GJ014.UVDATA.1
Freq = 4.9253 GHz, Bw = 16.000 MH No calibration applied and no bandpass applied

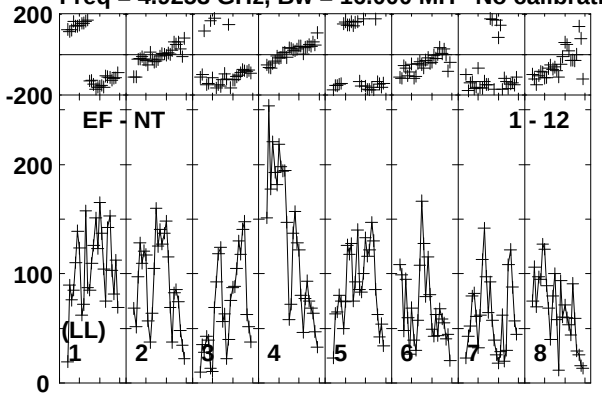

Lower frame: Micro Ampl Jy Top frame: Phas deg
Vector averaged cross-power spectrum Baseline: EF (01) - NT (12)
Timerange: 00/11:30:48 to 00/11:45:14

Plot file version 35 created 02-APR-2015 17:57:01
1632-0033 GJ014.UVDATA.1
Freq = 4.9253 GHz, Bw = 16.000 MH No calibration applied and no bandpass applied

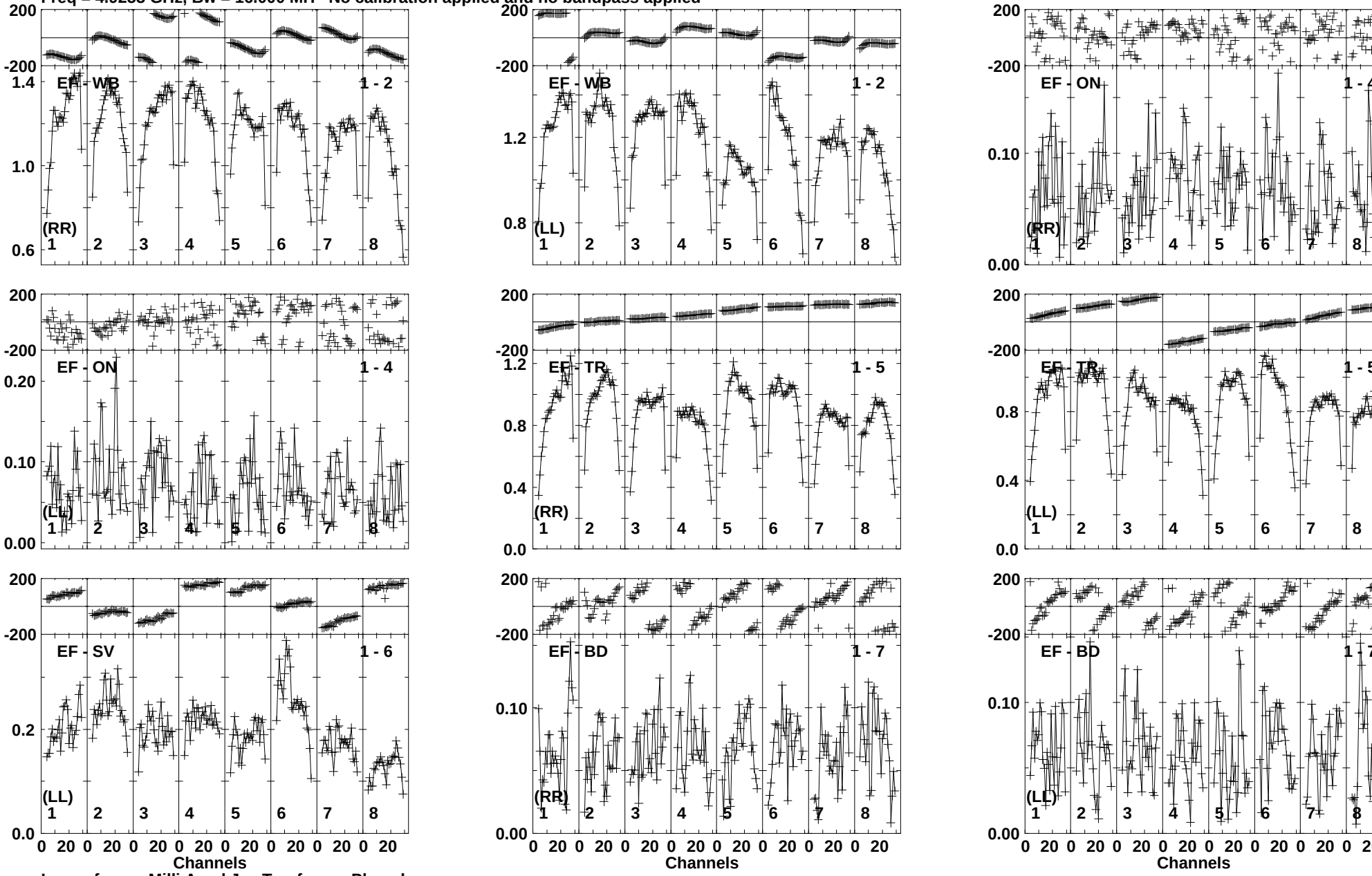

Lower frame: Milli Ampl Jy Top frame: Phas deg
Vector averaged cross-power spectrum Baseline: EF (01) - WB (02)
Timerange: 00/11:45:48 to 00/12:00:14

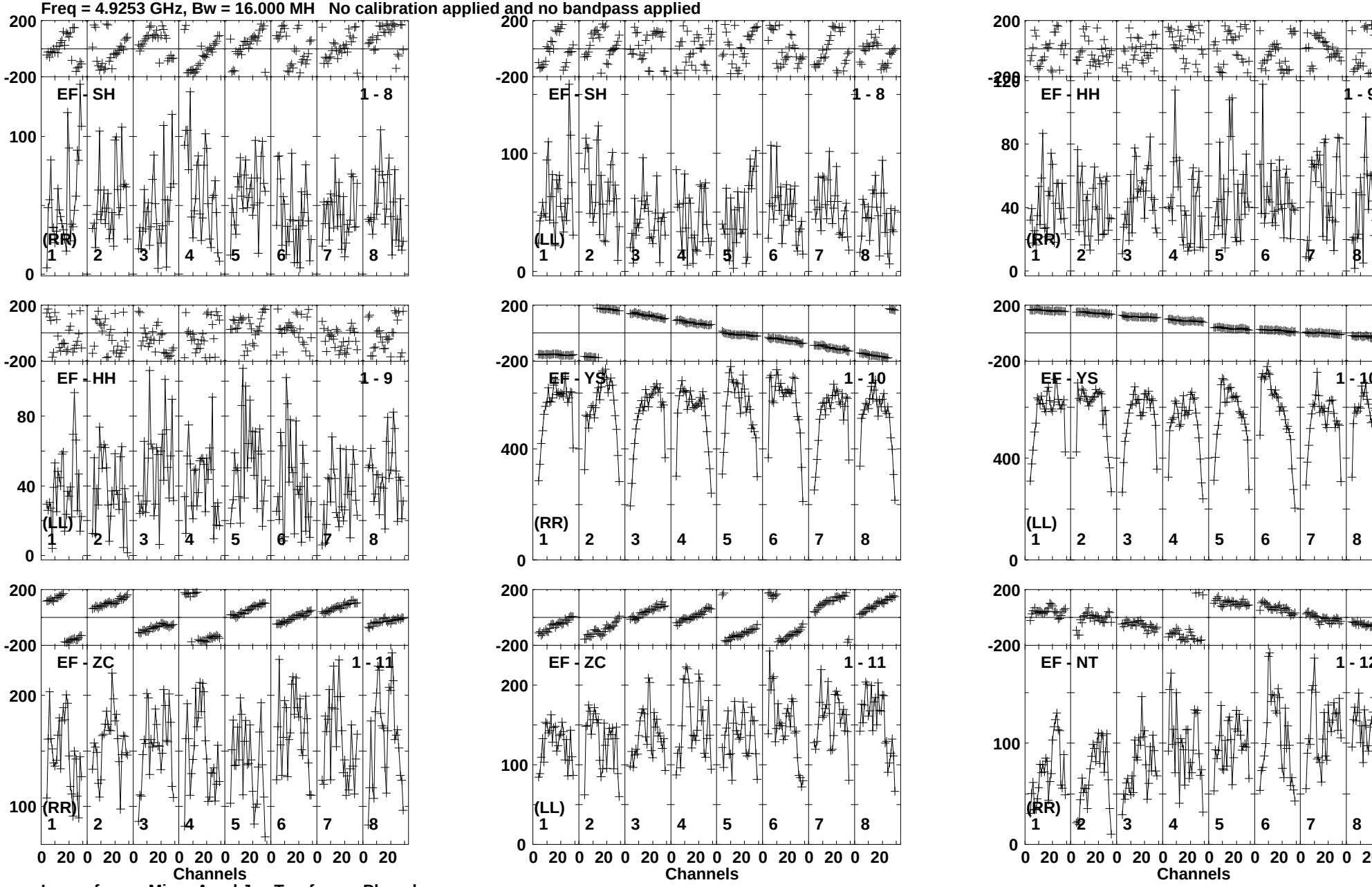
Plot file version 36 created 02-APR-2015 17:57:01
1632-0033 GJ014.UVDATA.1
Freq = 4.9253 GHz, Bw = 16.000 MH No calibration applied and no bandpass applied
EF - SH 1 - 8
(RR)
EF - SH 1 - 8
(LL)
EF - HH 1 - 9
EF - HH 1 - 9
(LL)
EF - YS 1 - 10
(RR)
EF - YS 1 - 10
(LL)
EF - ZC 1 - 11
(RR)
EF - ZC 1 - 11
(LL)
EF - NT 1 - 12
(RR)
Channels
Channels
Lower frame: Micro Ampl Jy Top frame: Phas deg
Vector averaged cross-power spectrum Baseline: EF (01) - SH (08)
Timerange: 00/11:45:48 to 00/12:00:14

Plot file version 37 created 02-APR-2015 17:57:02
1632-0033 GJ014.UVDATA.1
Freq = 4.9253 GHz, Bw = 16.000 MH No calibration applied and no bandpass applied

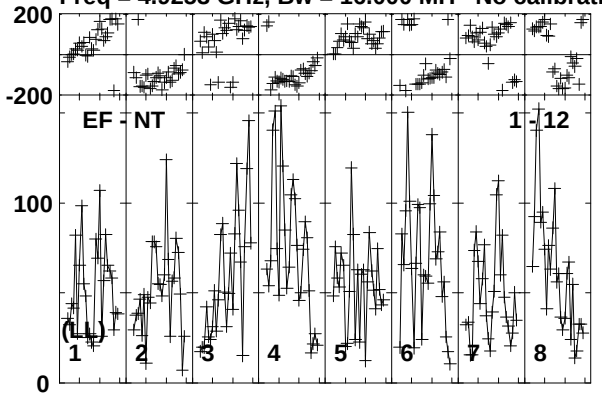

Lower frame: Micro Ampl Jy Top frame: Phas deg
Vector averaged cross-power spectrum Baseline: EF (01) - NT (12)
Timerange: 00/11:45:48 to 00/12:00:14

Plot file version 38 created 02-APR-2015 17:57:04
1632-0033 GJ014.UVDATA.1
Freq = 4.9253 GHz, Bw = 16.000 MH No calibration applied and no bandpass applied

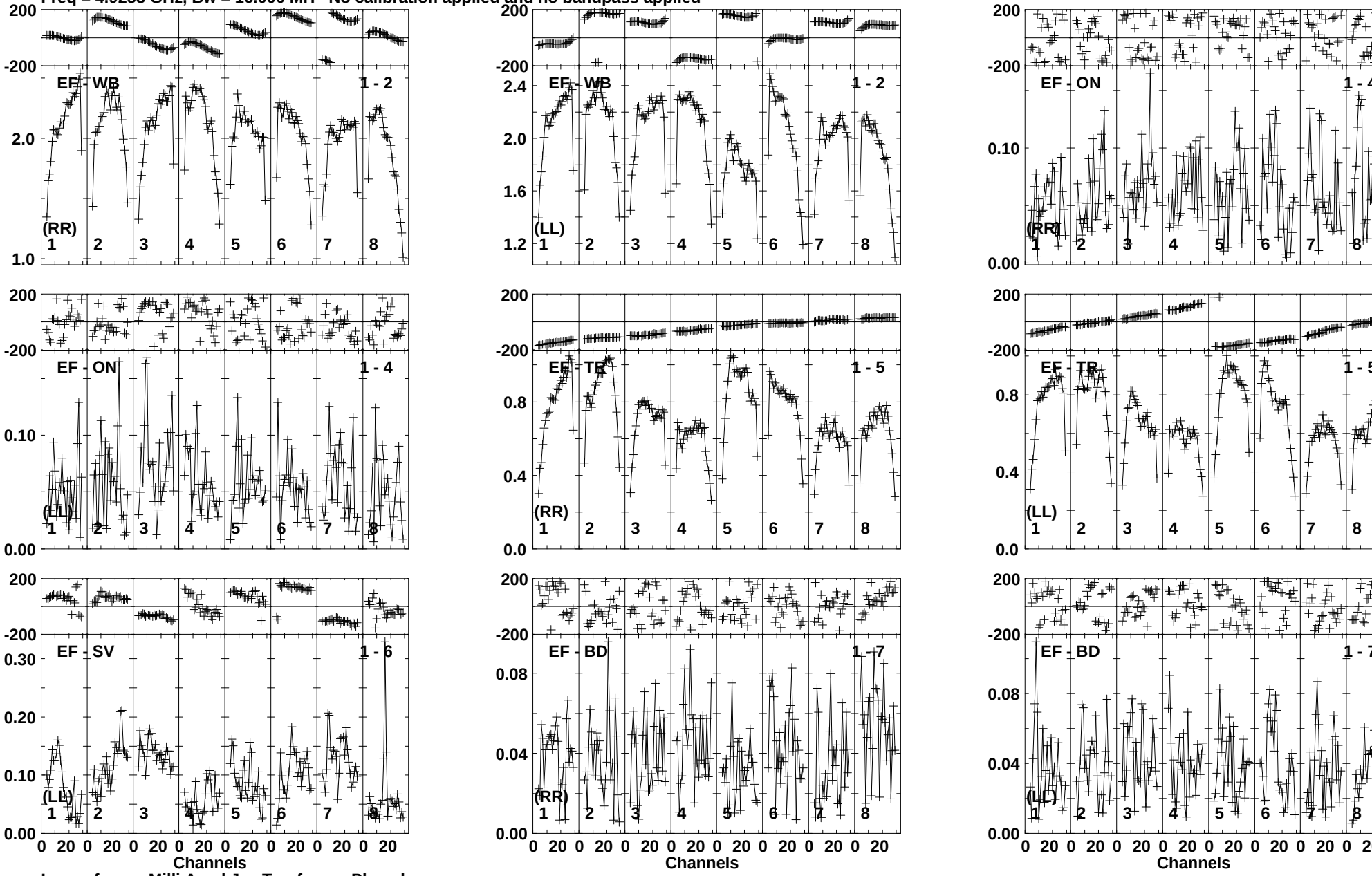

Lower frame: Milli Ampl Jy Top frame: Phas deg
Vector averaged cross-power spectrum Baseline: EF (01) - WB (02)
Timerange: 00/12:00:48 to 00/12:15:14

Plot file version 39 created 02-APR-2015 17:57:05
1632-0033 GJ014.UVDATA.1
Freq = 4.9253 GHz, Bw = 16.000 MH No calibration applied and no bandpass applied

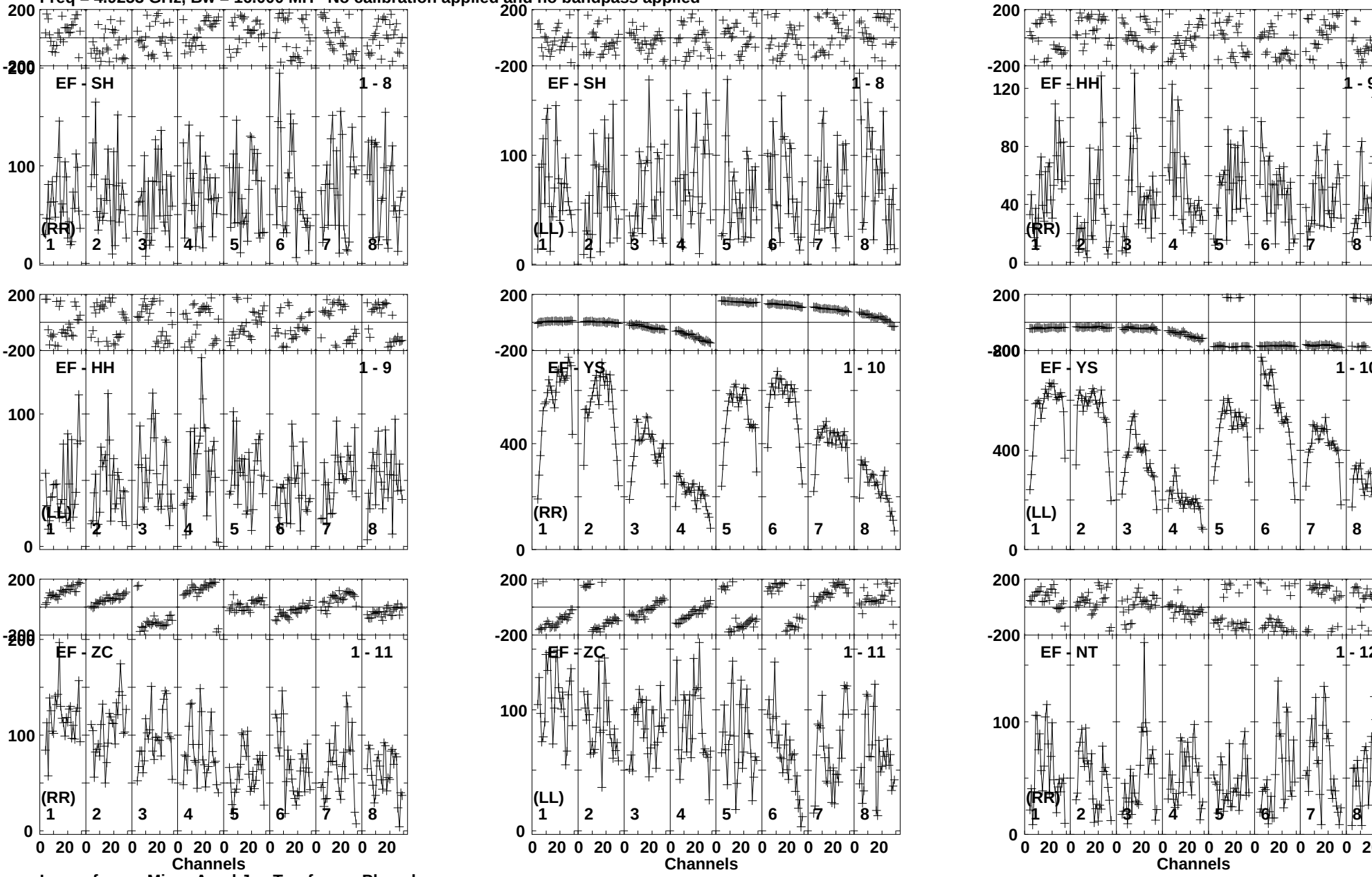

Lower frame: Micro Ampl Jy Top frame: Phas deg
Vector averaged cross-power spectrum Baseline: EF (01) - SH (08)
Timerange: 00/12:00:48 to 00/12:15:14

Plot file version 40 created 02-APR-2015 17:57:05
1632-0033 GJ014.UVDATA.1
Freq = 4.9253 GHz, Bw = 16.000 MH No calibration applied and no bandpass applied

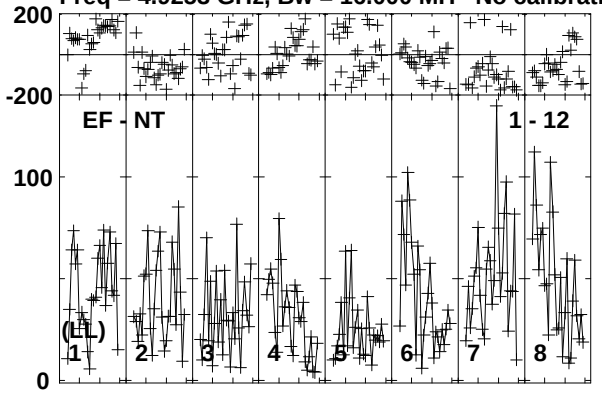

Lower frame: Micro Ampl Jy Top frame: Phas deg
Vector averaged cross-power spectrum Baseline: EF (01) - NT (12)
Timerange: 00/12:00:48 to 00/12:15:14

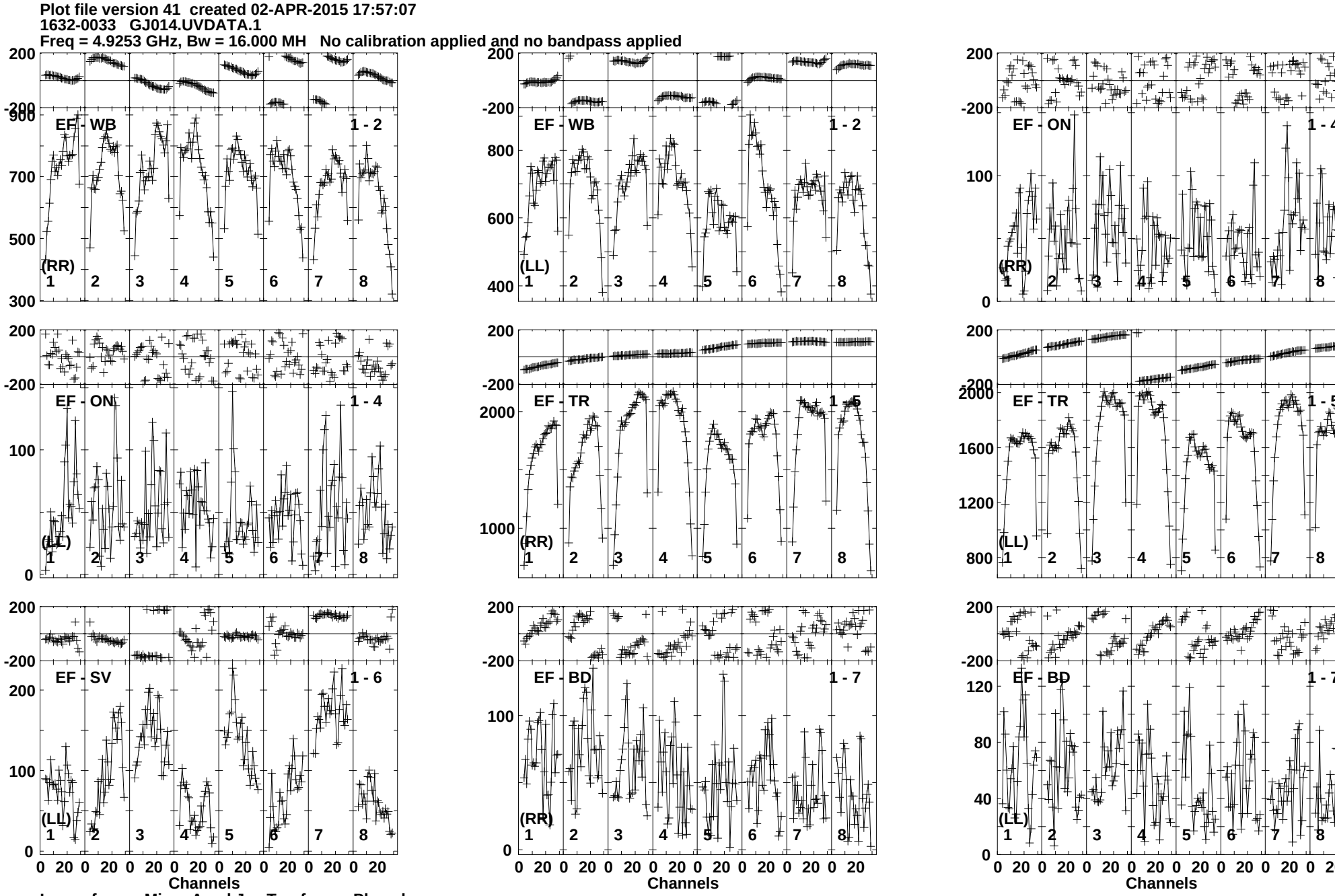
Plot file version 41 created 02-APR-2015 17:57:07
1632-0033 GJ014.UVDATA.1
Freq = 4.9253 GHz, Bw = 16.000 MH No calibration applied and no bandpass applied
EF - WB 1 - 2
(RR)
EF - WB 1 - 2
(LL)
EF - ON 1 - 4
(RR)
EF - ON 1 - 4
(LL)
EF - TR 1 - 5
(RR)
EF - TR 1 - 5
(LL)
EF - SV 1 - 6
(LL)
EF - BD 1 - 7
(RR)
EF - BD 1 - 7
(LL)
Channels
Channels
Channels
Lower frame: Micro Ampl Jy Top frame: Phas deg
Vector averaged cross-power spectrum Baseline: EF (01) - WB (02)
Timerange: 00/12:15:48 to 00/12:30:14

Plot file version 42 created 02-APR-2015 17:57:08
1632-0033 GJ014.UVDATA.1
Freq = 4.9253 GHz, Bw = 16.000 MH No calibration applied and no bandpass applied

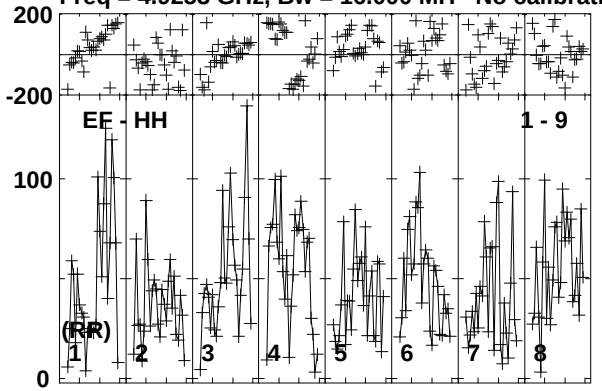

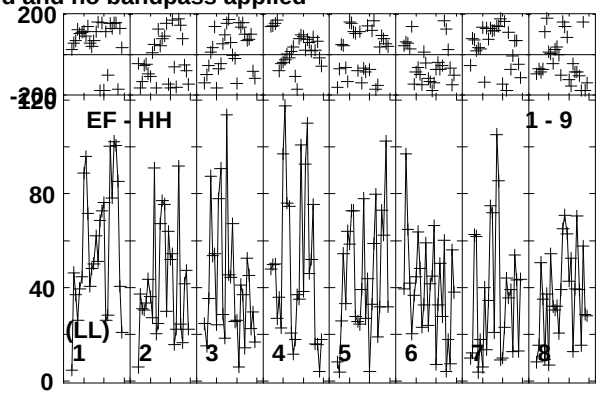

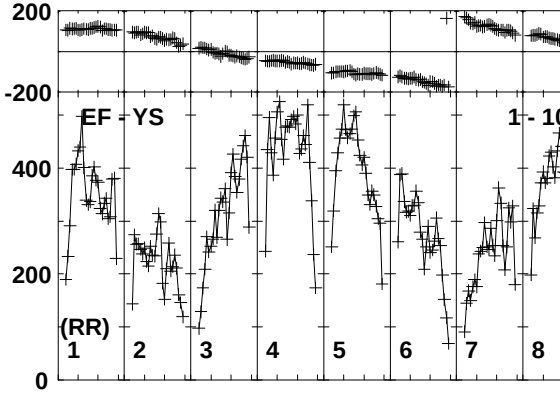

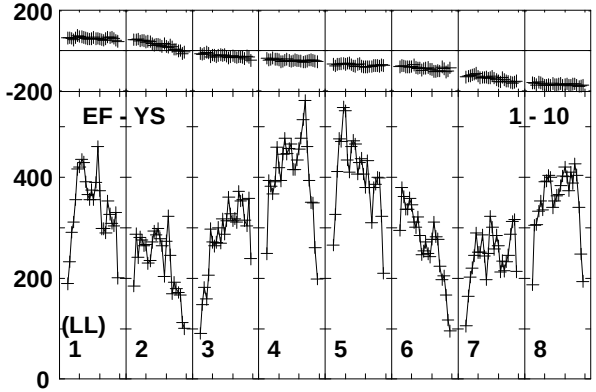

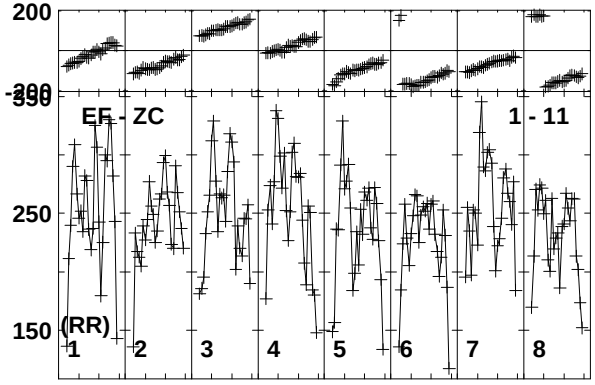

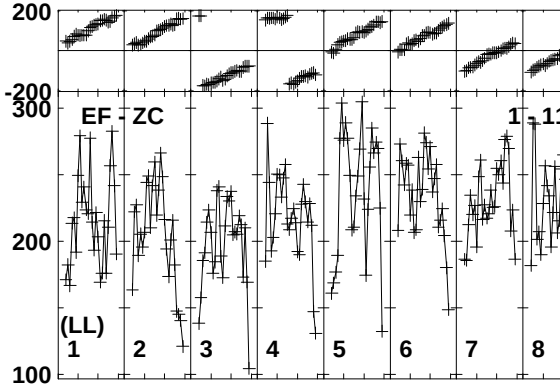

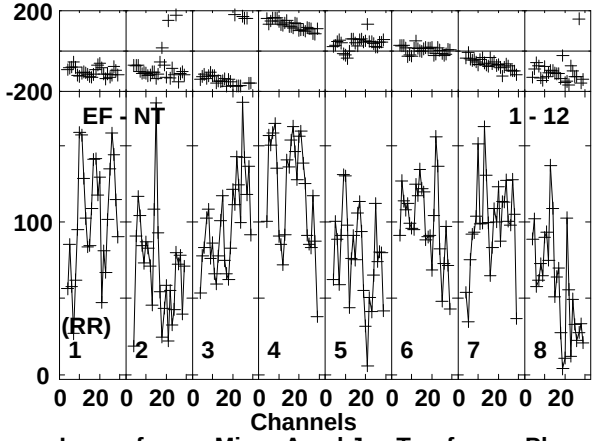

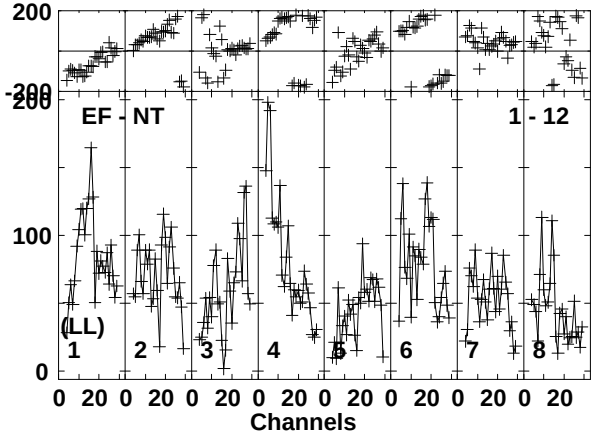

Lower frame: Micro Ampl Jy Top frame: Phas deg
Vector averaged cross-power spectrum Baseline: EF (01) - HH (09)
Timerange: 00/12:15:48 to 00/12:30:14

Plot file version 43 created 02-APR-2015 17:57:10
1632-0033 GJ014.UVDATA.1
Freq = 4.9253 GHz, Bw = 16.000 MH No calibration applied and no bandpass applied

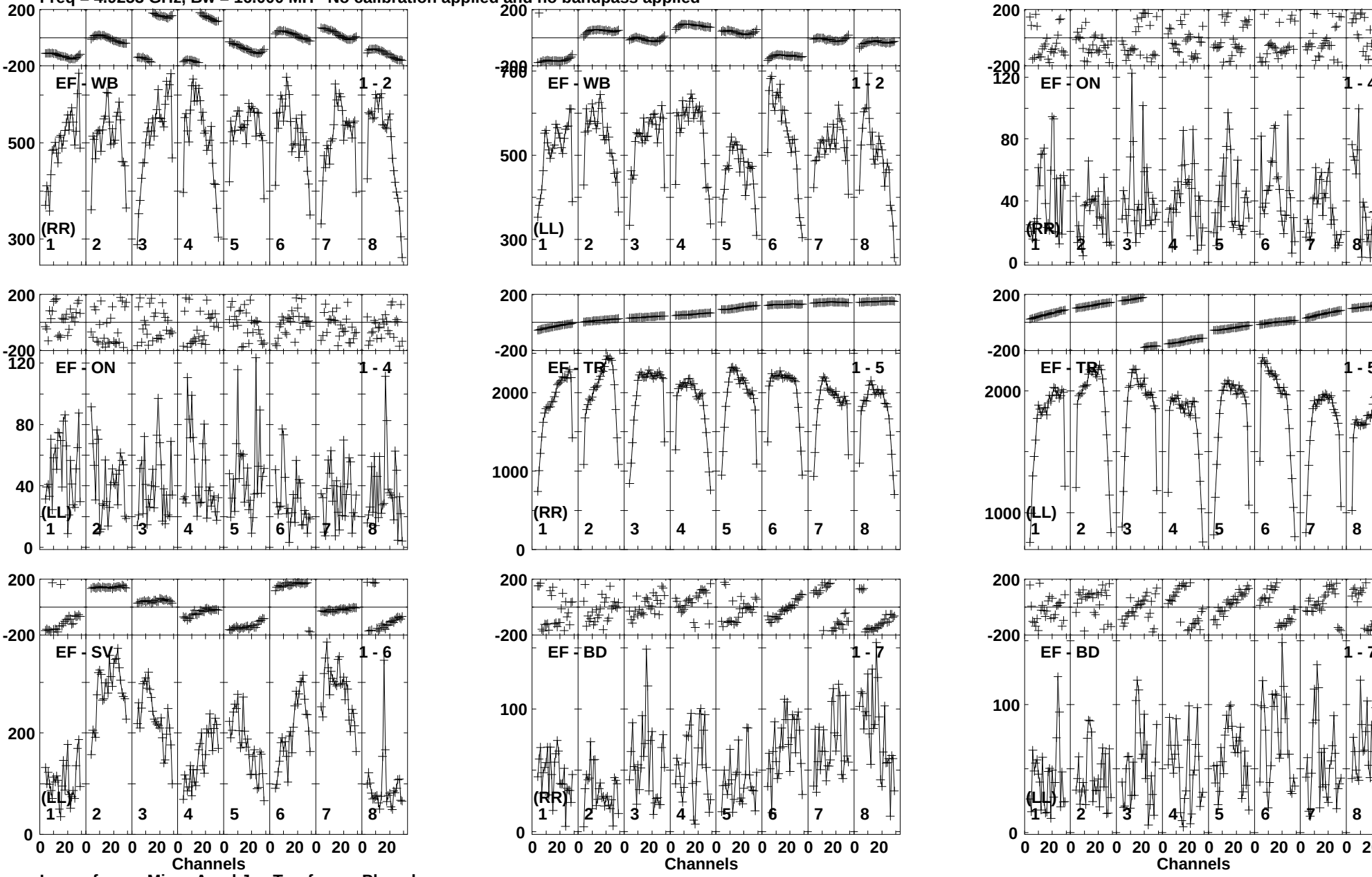

Lower frame: Micro Ampl Jy Top frame: Phas deg
Vector averaged cross-power spectrum Baseline: EF (01) - WB (02)
Timerange: 00/12:30:48 to 00/12:45:14

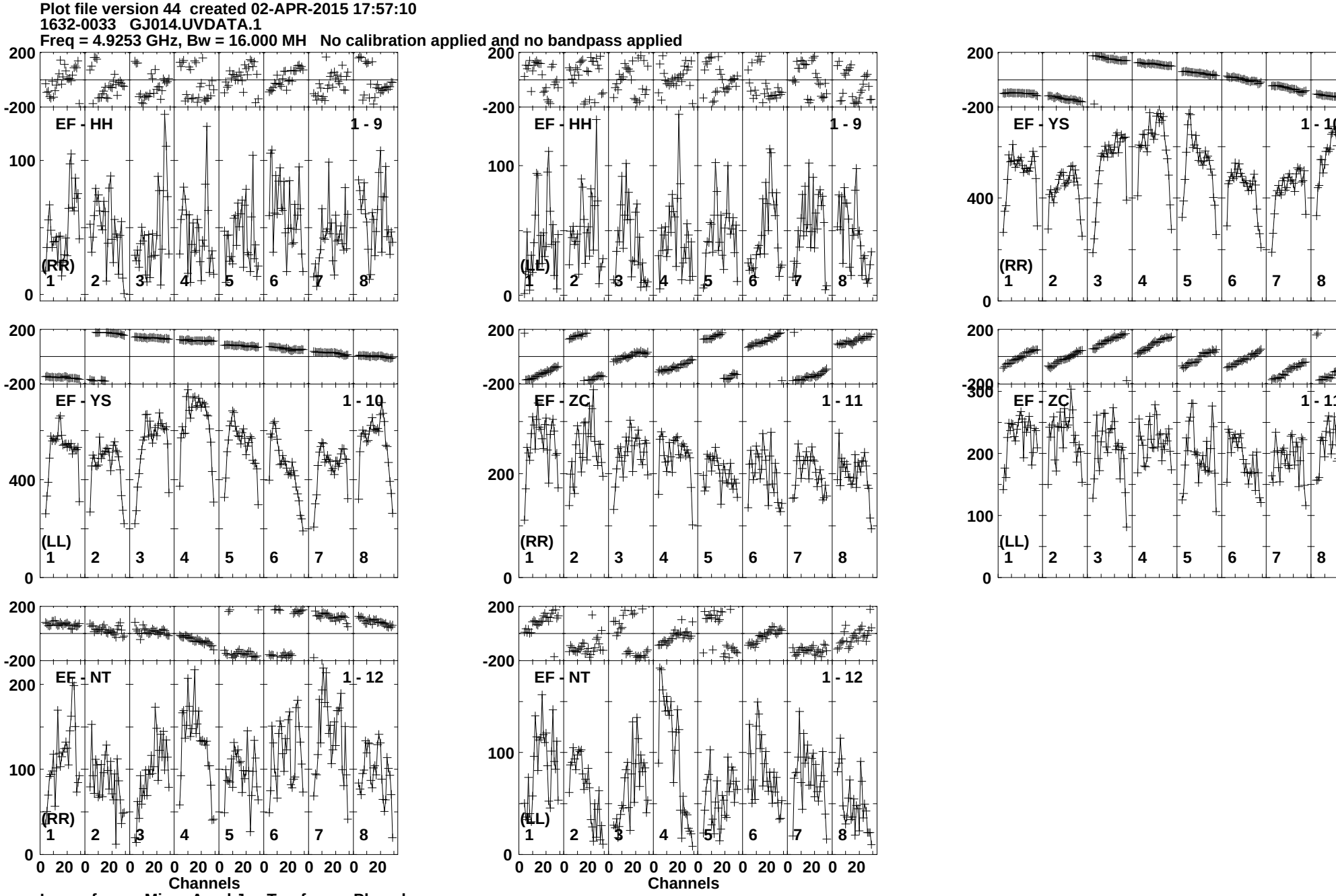
Plot file version 44 created 02-APR-2015 17:57:10
1632-0033 GJ014.UVDATA.1
Freq = 4.9253 GHz, Bw = 16.000 MH No calibration applied and no bandpass applied
EF - HH 1 - 9
(RR)
EF - HH 1 - 9
(LL)
EF - YS 1 - 10
(RR)
EF - YS 1 - 10
(LL)
EF - ZC 1 - 11
(RR)
EF - ZC 1 - 11
(LL)
EF - NT 1 - 12
(RR)
EF - NT 1 - 12
(LL)
Channels
Channels
Lower frame: Micro Ampl Jy Top frame: Phas deg
Vector averaged cross-power spectrum Baseline: EF (01) - HH (09)
Timerange: 00/12:30:48 to 00/12:45:14

Plot file version 45 created 02-APR-2015 17:57:11
1632-0033 GJ014.UVDATA.1
Freq = 4.9253 GHz, Bw = 16.000 MH No calibration applied and no bandpass applied

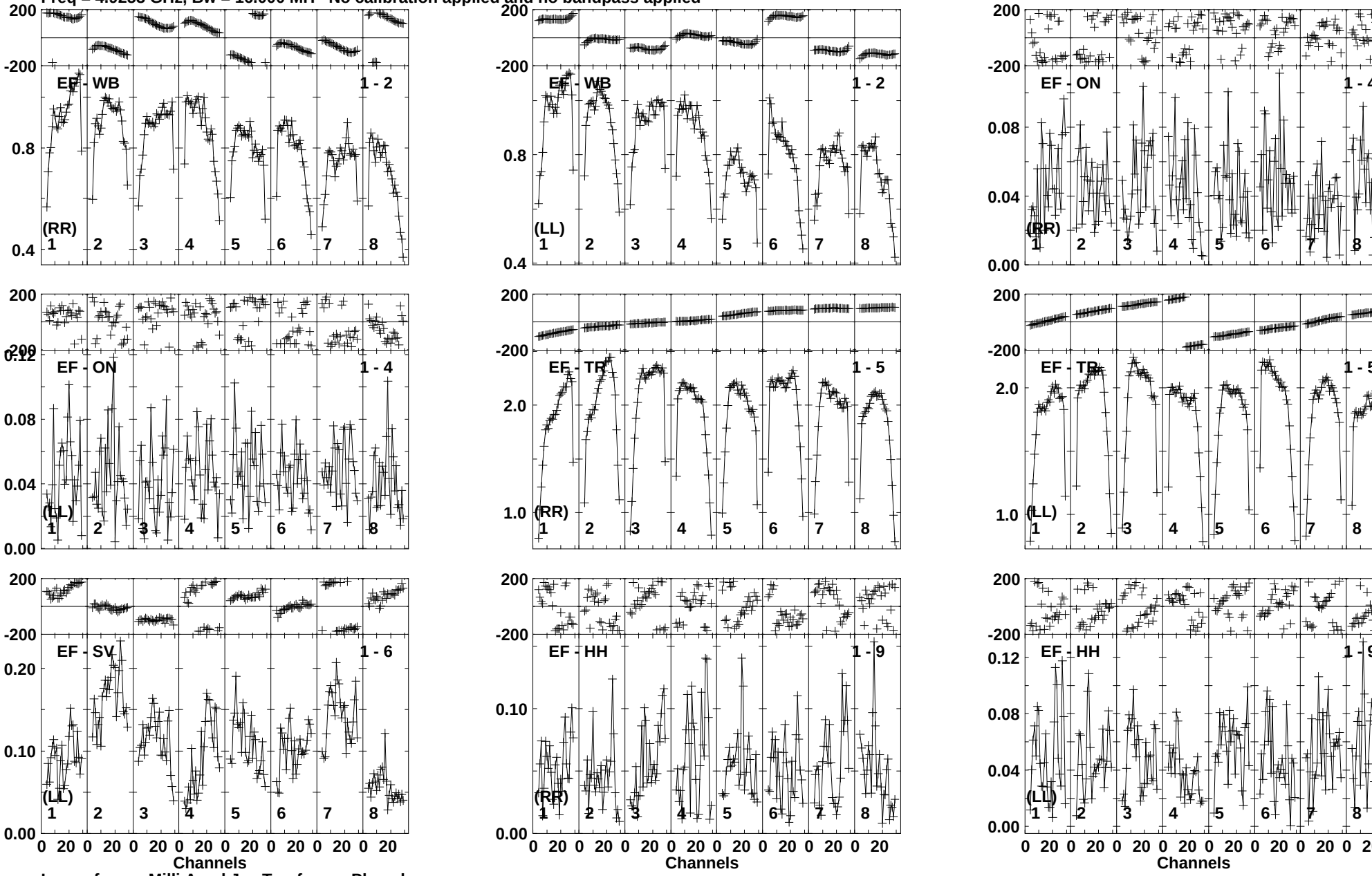

Lower frame: Milli Ampl Jy Top frame: Phas deg
Vector averaged cross-power spectrum Baseline: EF (01) - WB (02)
Timerange: 00/12:45:48 to 00/13:00:14

Plot file version 46 created 02-APR-2015 17:57:12
1632-0033 GJ014.UVDATA.1
Freq = 4.9253 GHz, Bw = 16.000 MH No calibration applied and no bandpass applied

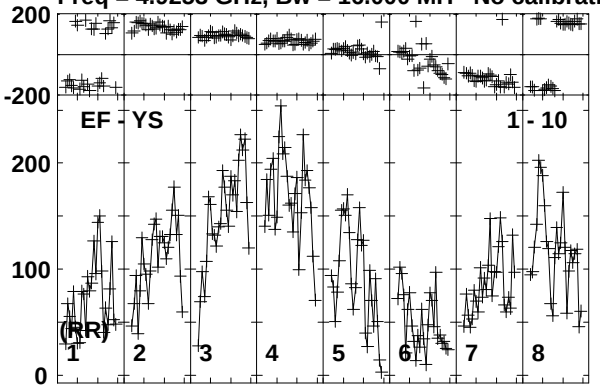

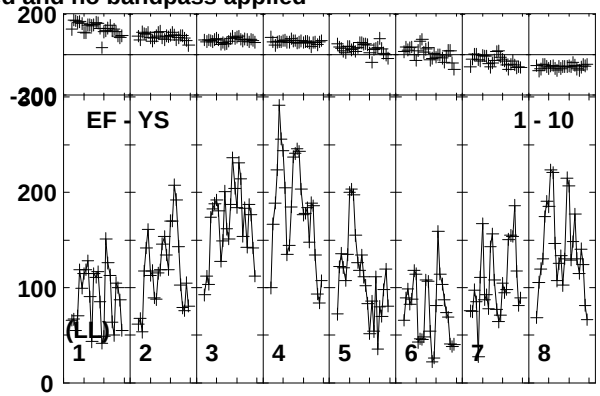

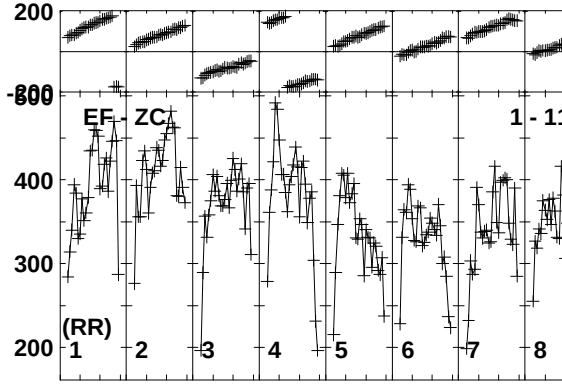

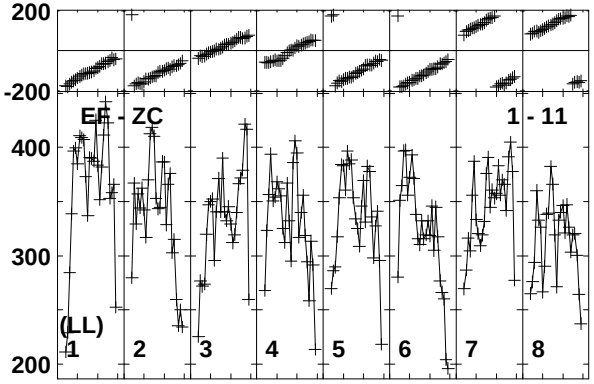

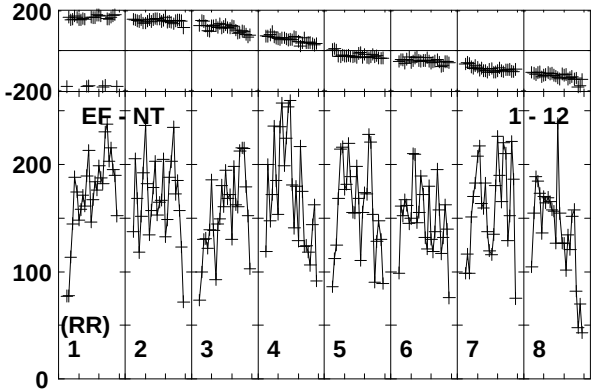

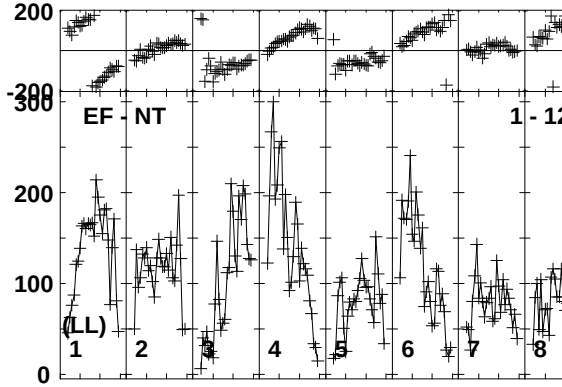

Lower frame: Micro Ampl Jy Top frame: Phas deg
Vector averaged cross-power spectrum Baseline: EF (01) - YS (10)
Timerange: 00/12:45:48 to 00/13:00:14

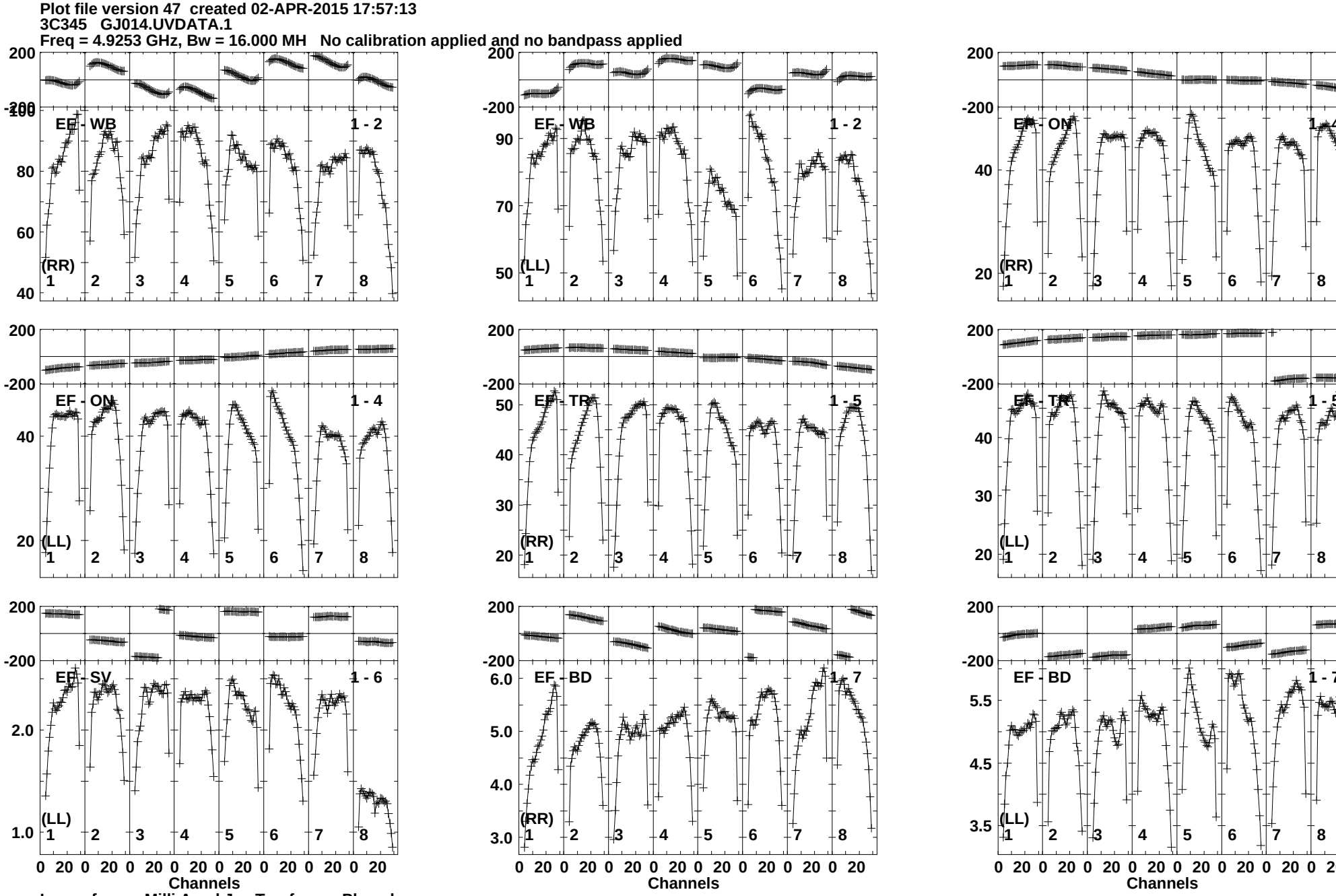
Plot file version 47 created 02-APR-2015 17:57:13
3C345 GJ014.UVDATA.1
Freq = 4.9253 GHz, Bw = 16.000 MH No calibration applied and no bandpass applied
EF - WB
1 - 2
(RR)
EF - WB
1 - 2
(LL)
EF - ON
1 - 2
(RR)
EF - ON
1 - 4
(LL)
EF - TR
1 - 5
(RR)
EF - TR
1 - 5
(LL)
EF - SV
1 - 6
(LL)
EF - BD
1 - 7
(RR)
EF - BD
1 - 7
(LL)
Channels
Channels
Channels
Lower frame: Milli Ampl Jy Top frame: Phas deg
Vector averaged cross-power spectrum Baseline: EF (01) - WB (02)
Timerange: 00/13:05:18 to 00/13:15:14

Plot file version 48 created 02-APR-2015 17:57:14
3C345 GJ014.UVDATA.1
Freq = 4.9253 GHz, Bw = 16.000 MH No calibration applied and no bandpass applied

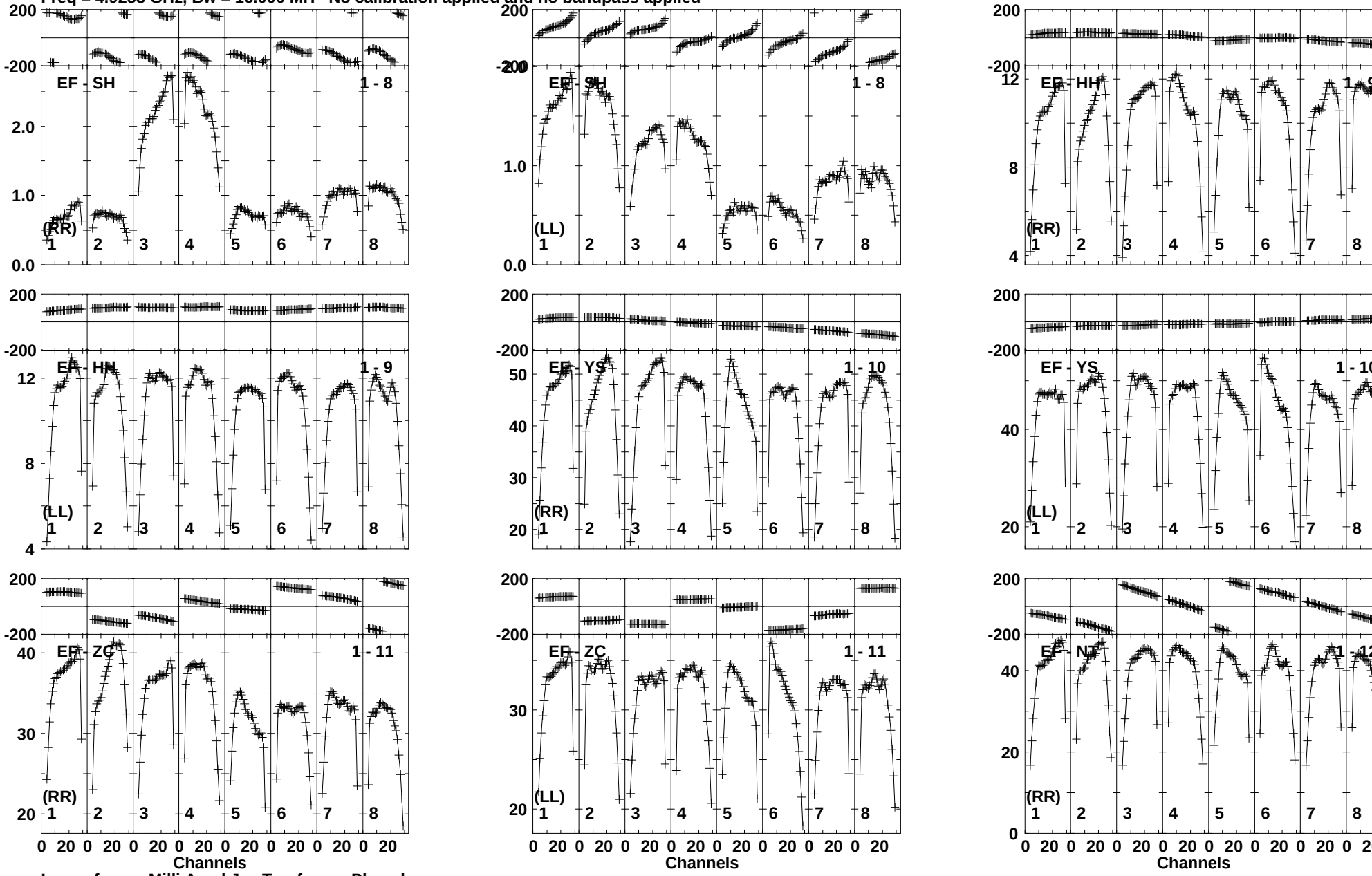

Lower frame: Milli Ampl Jy Top frame: Phas deg
Vector averaged cross-power spectrum Baseline: EF (01) - SH (08)
Timerange: 00/13:05:18 to 00/13:15:14

Plot file version 49 created 02-APR-2015 17:57:14
3C345 GJ014.UVDATA.1
Freq = 4.9253 GHz, Bw = 16.000 MH No calibration applied and no bandpass applied

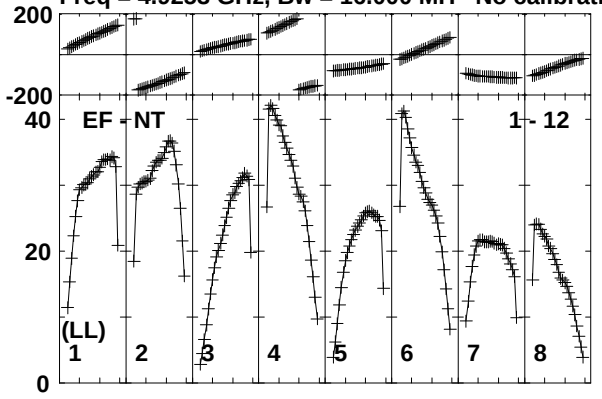

Lower frame: Milli Ampl Jy Top frame: Phas deg
Vector averaged cross-power spectrum Baseline: EF (01) - NT (12)
Timerange: 00/13:05:18 to 00/13:15:14

Plot file version 50 created 02-APR-2015 17:57:15
1632-0033 GJ014.UVDATA.1
Freq = 4.9253 GHz, Bw = 16.000 MH No calibration applied and no bandpass applied

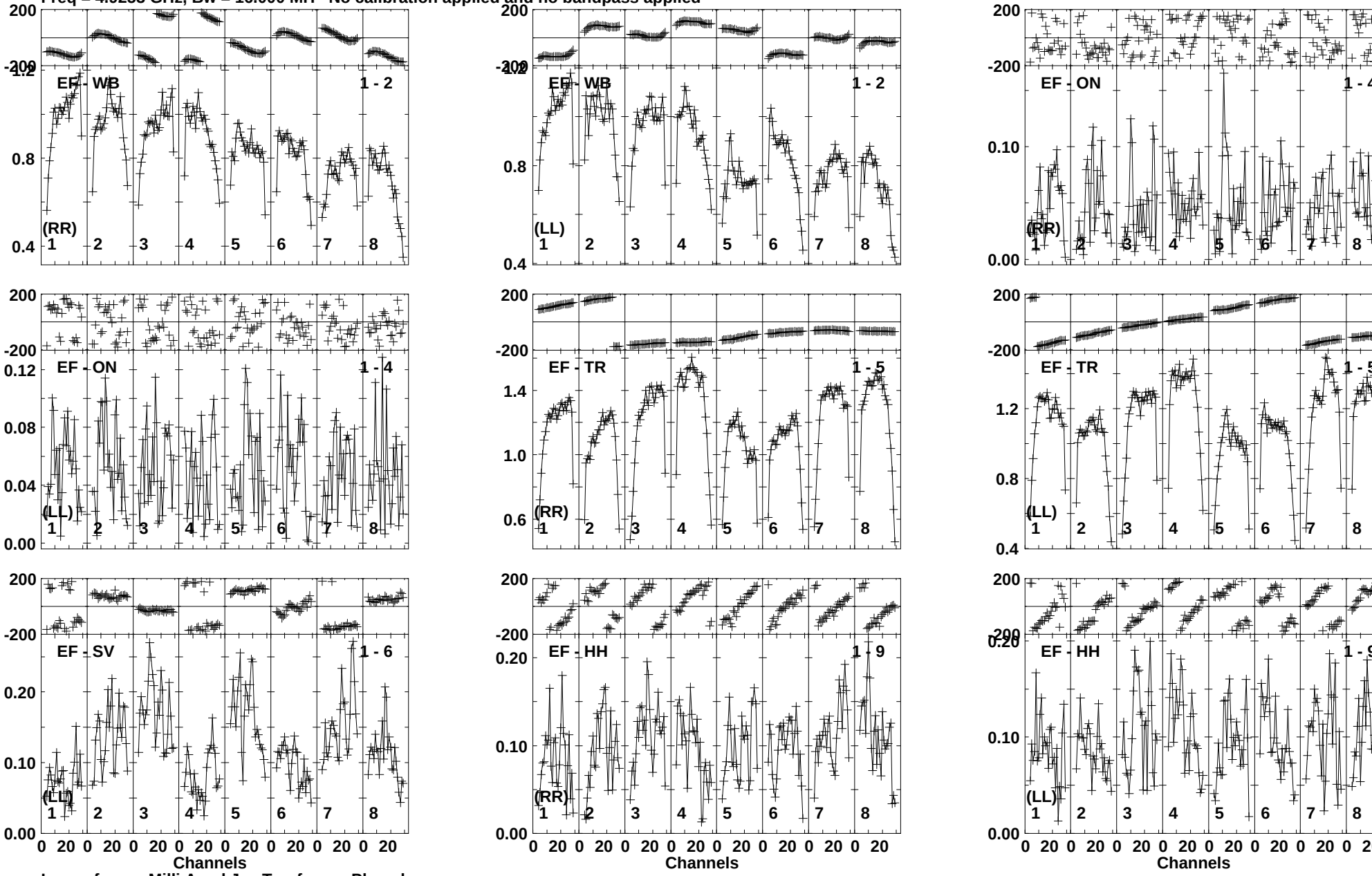

Lower frame: Milli Ampl Jy Top frame: Phas deg
Vector averaged cross-power spectrum Baseline: EF (01) - WB (02)
Timerange: 00/13:20:18 to 00/13:30:14

Plot file version 51 created 02-APR-2015 17:57:16
1632-0033 GJ014.UVDATA.1
Freq = 4.9253 GHz, Bw = 16.000 MH No calibration applied and no bandpass applied

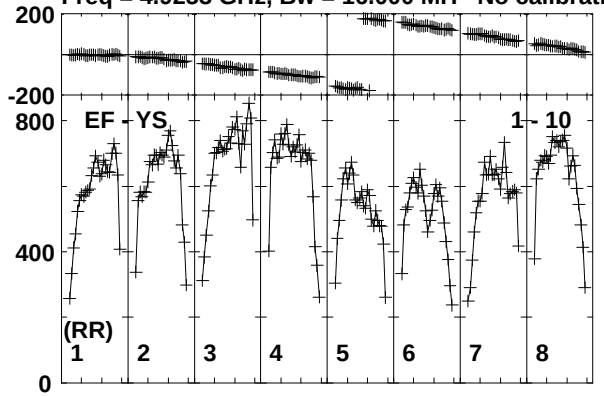

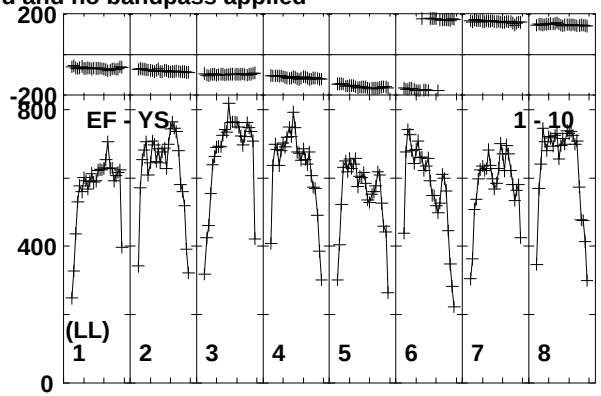

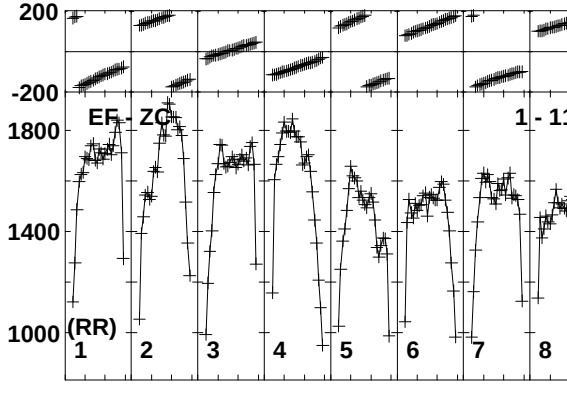

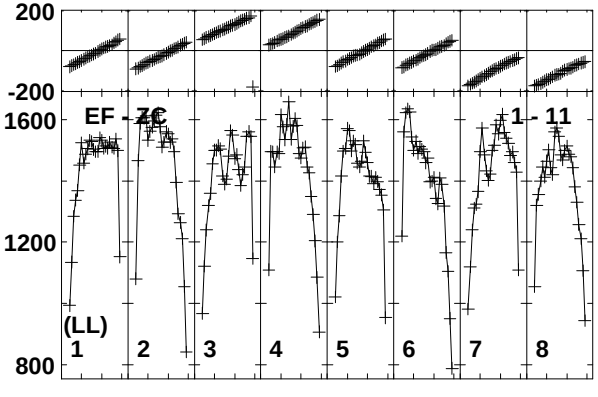

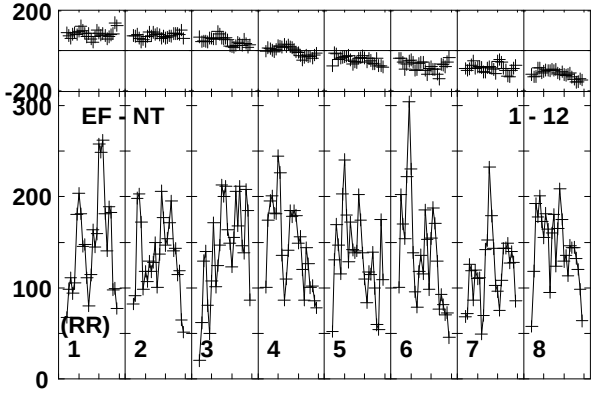

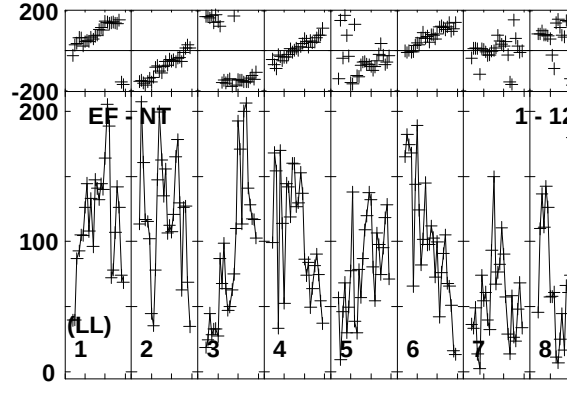

Lower frame: Micro Ampl Jy Top frame: Phas deg
Vector averaged cross-power spectrum Baseline: EF (01) - YS (10)
Timerange: 00/13:20:18 to 00/13:30:14


Plot file version 52 created 02-APR-2015 17:57:17
1632-0033 GJ014.UVDATA.1
Freq = 4.9253 GHz, Bw = 16.000 MH No calibration applied and no bandpass applied
EF - WB
1 - 2
(RR)
EF - WB
1 - 2
(LL)
EF - ON
1 - 4
(RR)
EF - ON
1 - 4
(LL)
EF - TR
1 - 5
(RR)
EF - TR
1 - 5
(LL)
EF - SV
1 - 6
(LL)
EF - HH
1 - 9
(RR)
EF - HH
1 - 9
(LL)
Channels
Channels
Channels
Lower frame: Milli Ampl Jy Top frame: Phas deg
Vector averaged cross-power spectrum Baseline: EF (01) - WB (02)
Timerange: 00/13:30:48 to 00/13:45:14

Plot file version 53 created 02-APR-2015 17:57:18
1632-0033 GJ014.UVDATA.1
Freq = 4.9253 GHz, Bw = 16.000 MH No calibration applied and no bandpass applied

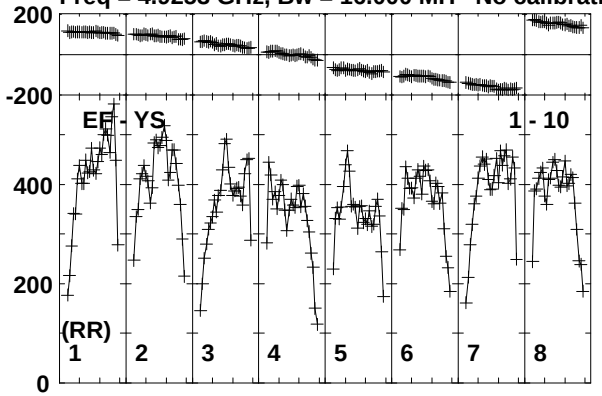

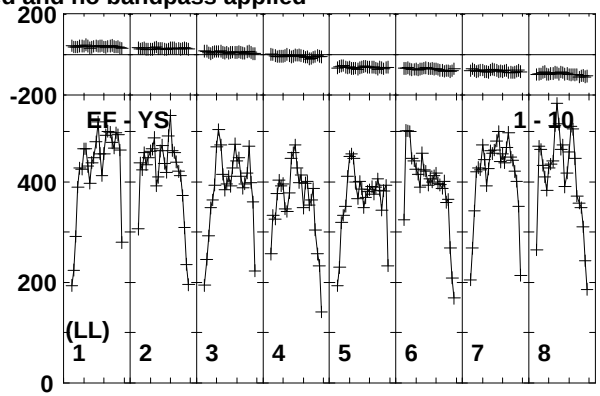

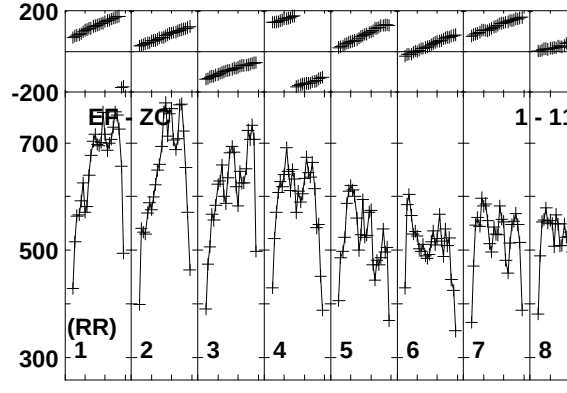

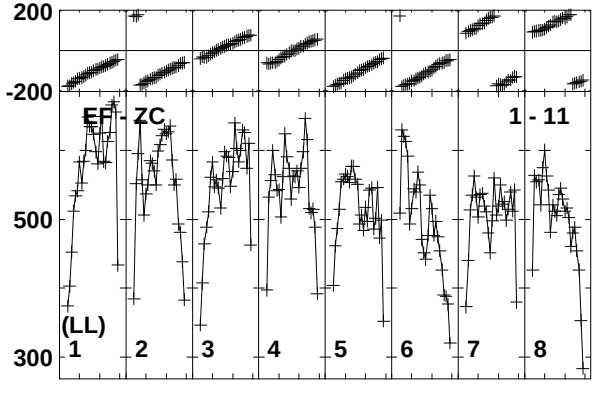

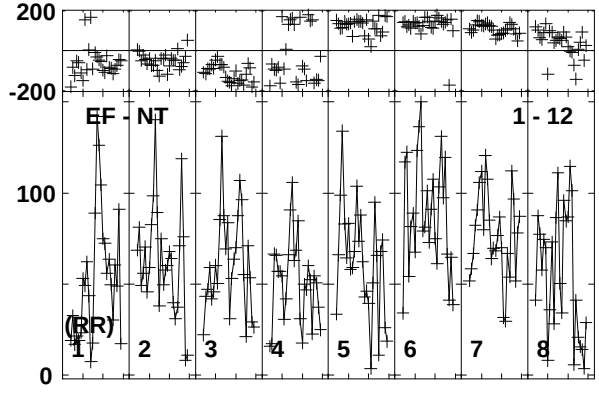

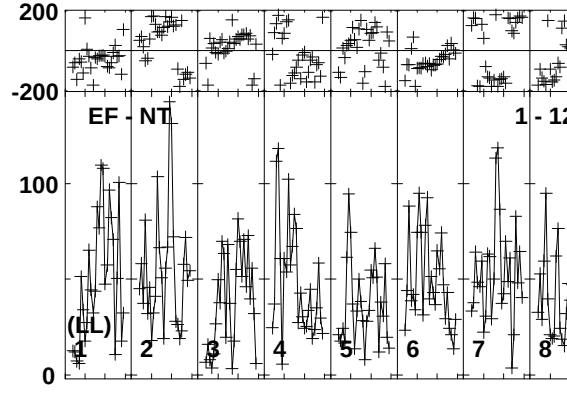

Lower frame: Micro Ampl Jy Top frame: Phas deg
Vector averaged cross-power spectrum Baseline: EF (01) - YS (10)
Timerange: 00/13:30:48 to 00/13:45:14

Plot file version 54 created 02-APR-2015 17:57:19
1632-0033 GJ014.UVDATA.1
Freq = 4.9253 GHz, Bw = 16.000 MH No calibration applied and no bandpass applied

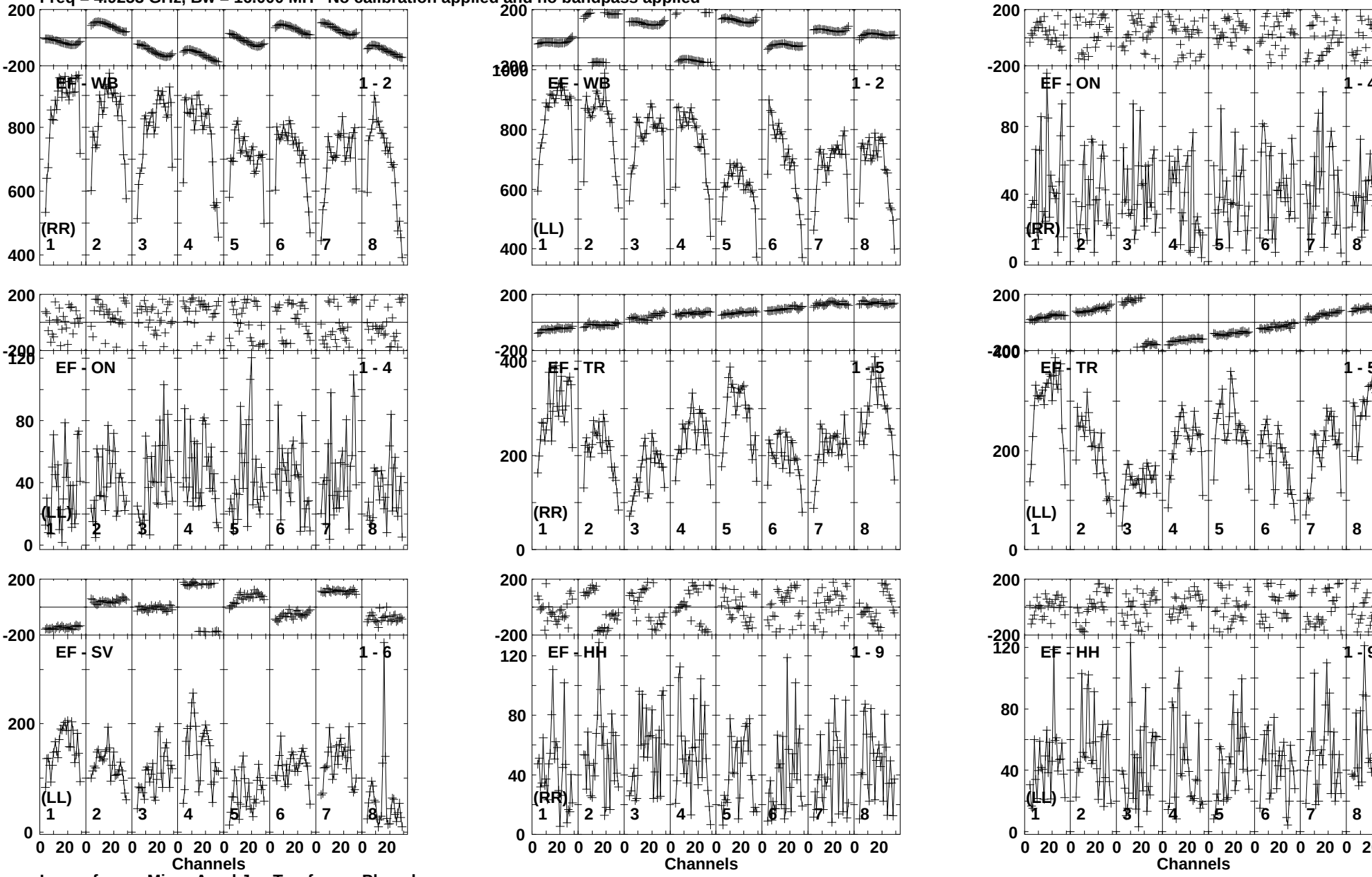

Lower frame: Micro Ampl Jy Top frame: Phas deg
Vector averaged cross-power spectrum Baseline: EF (01) - WB (02)
Timerange: 00/13:45:48 to 00/14:00:14

Plot file version 55 created 02-APR-2015 17:57:20
1632-0033 GJ014.UVDATA.1
Freq = 4.9253 GHz, Bw = 16.000 MH No calibration applied and no bandpass applied

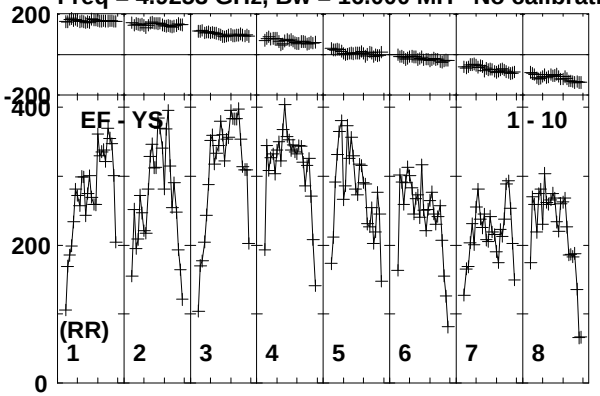

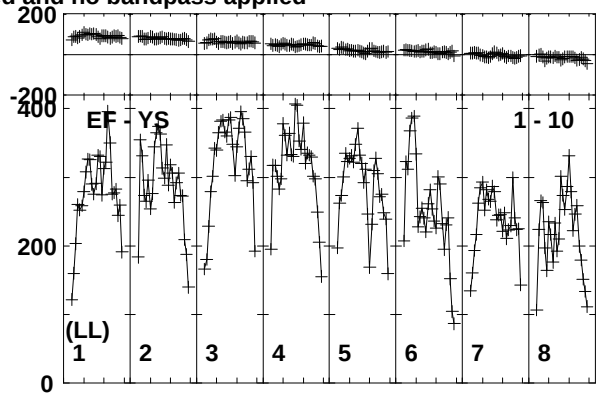

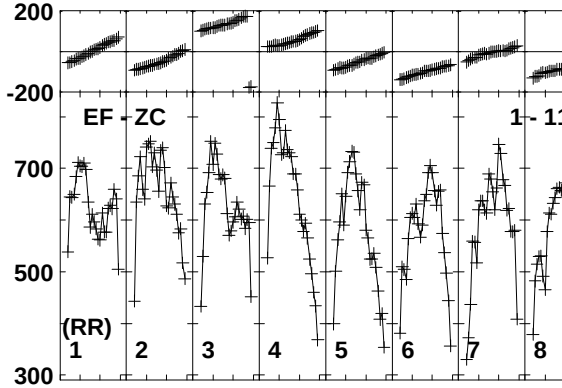

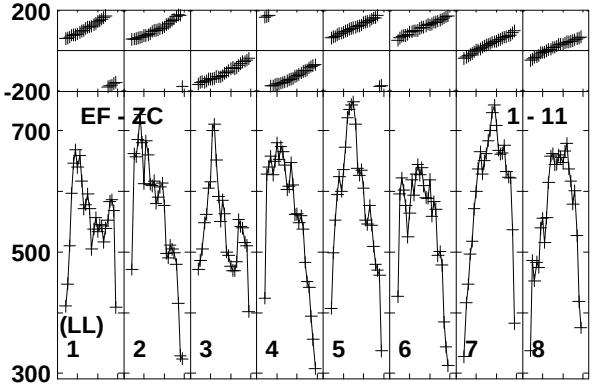

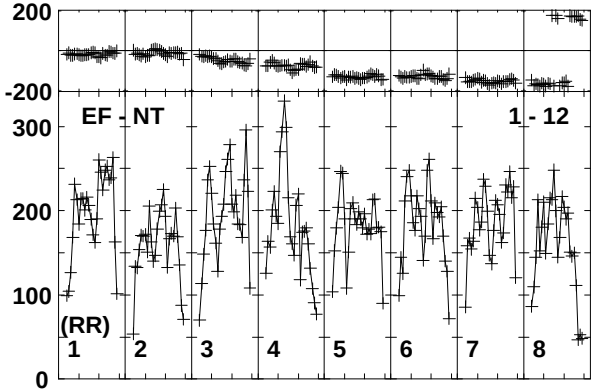

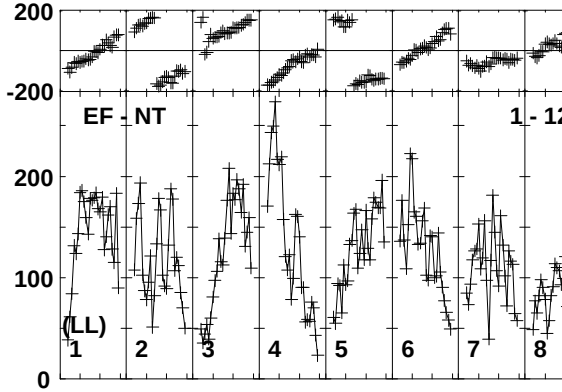

Lower frame: Micro Ampl Jy Top frame: Phas deg
Vector averaged cross-power spectrum Baseline: EF (01) - YS (10)
Timerange: 00/13:45:48 to 00/14:00:14

Plot file version 56 created 02-APR-2015 17:57:22
1632-0033 GJ014.UVDATA.1
Freq = 4.9253 GHz, Bw = 16.000 MH No calibration applied and no bandpass applied

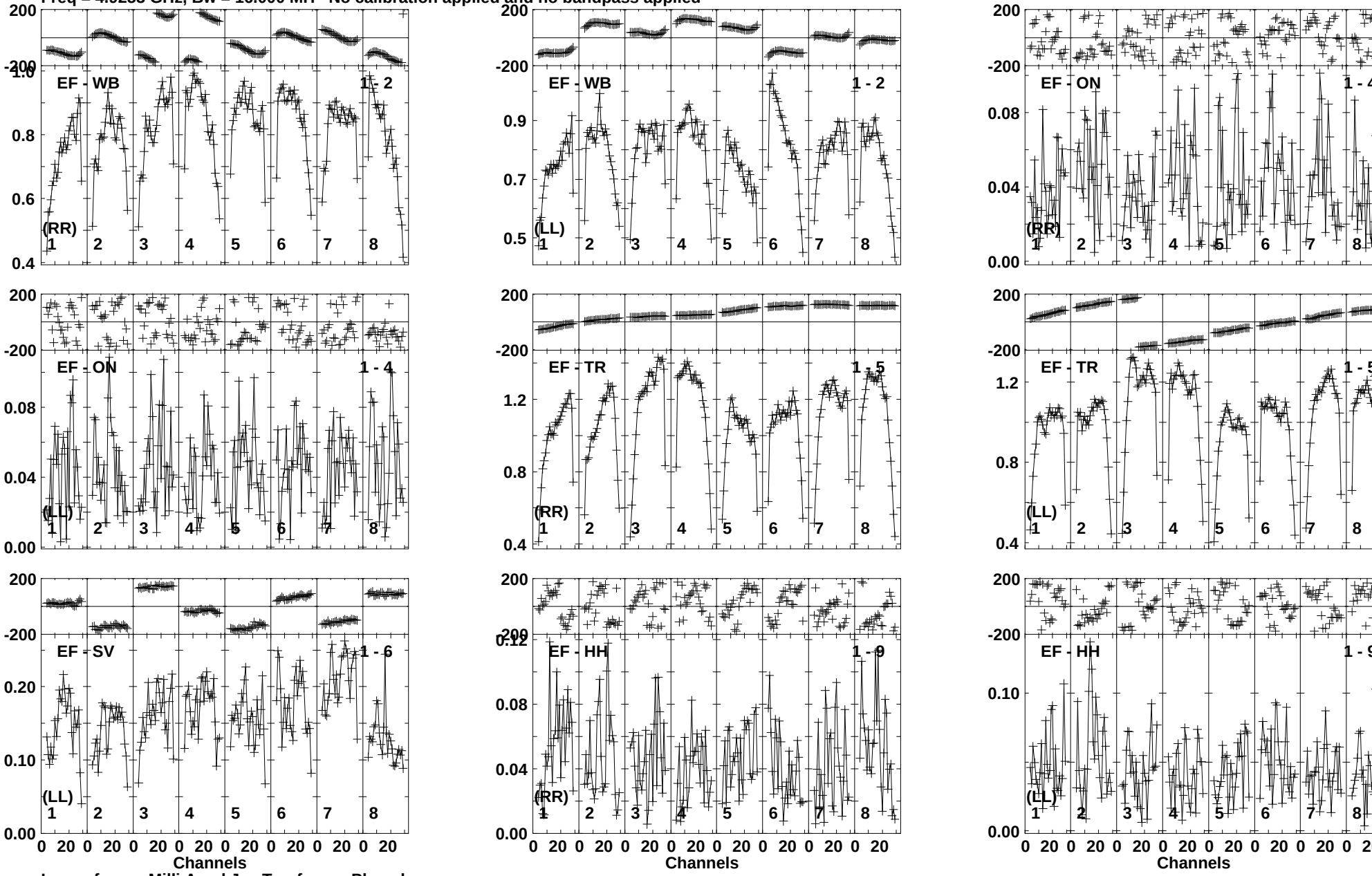

Lower frame: Milli Ampl Jy Top frame: Phas deg
Vector averaged cross-power spectrum Baseline: EF (01) - WB (02)
Timerange: 00/14:00:46 to 00/14:15:14

Plot file version 57 created 02-APR-2015 17:57:23
1632-0033 GJ014.UVDATA.1
Freq = 4.9253 GHz, Bw = 16.000 MH No calibration applied and no bandpass applied

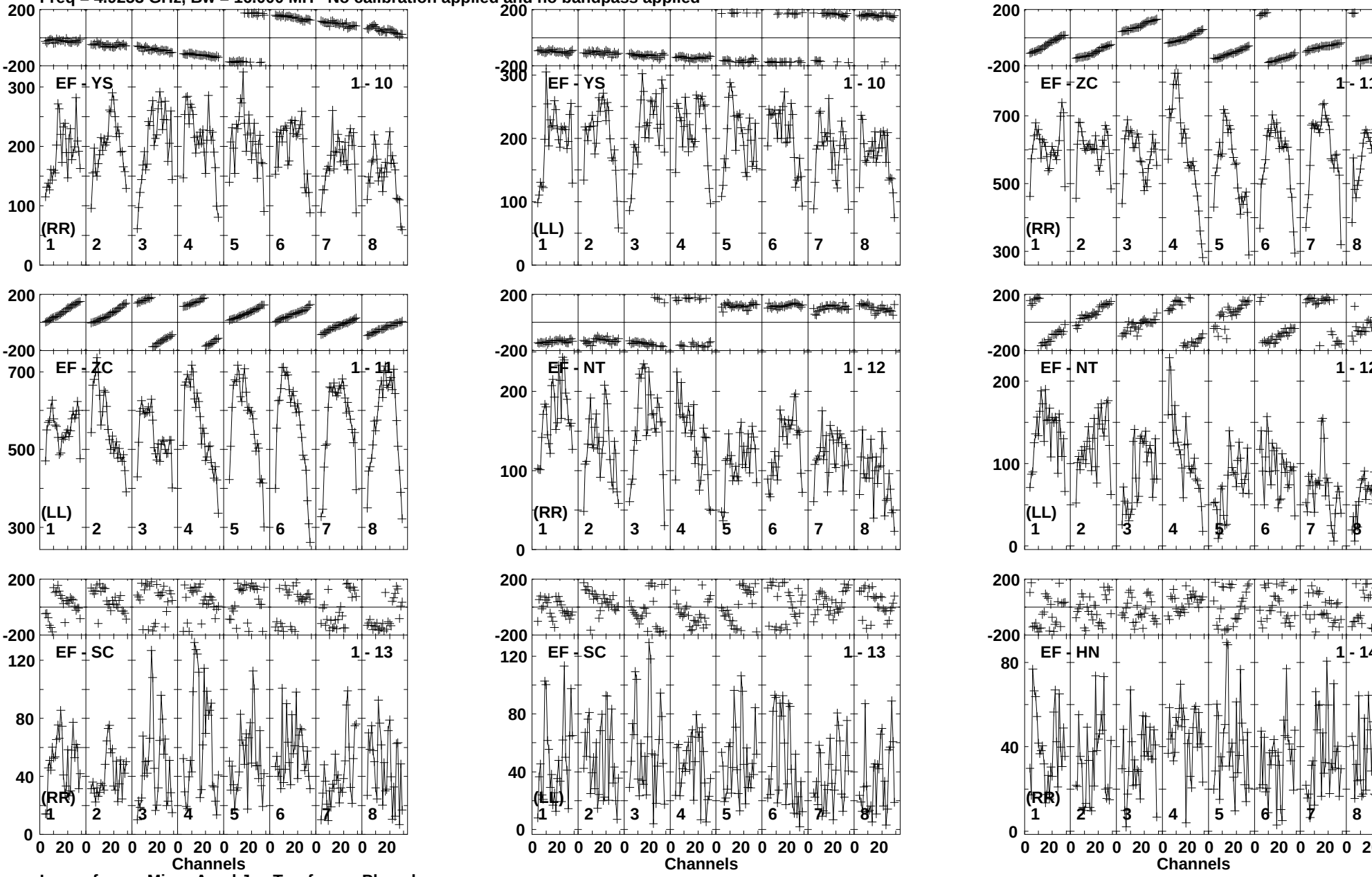

Lower frame: Micro Ampl Jy Top frame: Phas deg
Vector averaged cross-power spectrum Baseline: EF (01) - YS (10)
Timerange: 00/14:00:46 to 00/14:15:14

Plot file version 58 created 02-APR-2015 17:57:23
1632-0033 GJ014.UVDATA.1
Freq = 4.9253 GHz, Bw = 16.000 MH No calibration applied and no bandpass applied

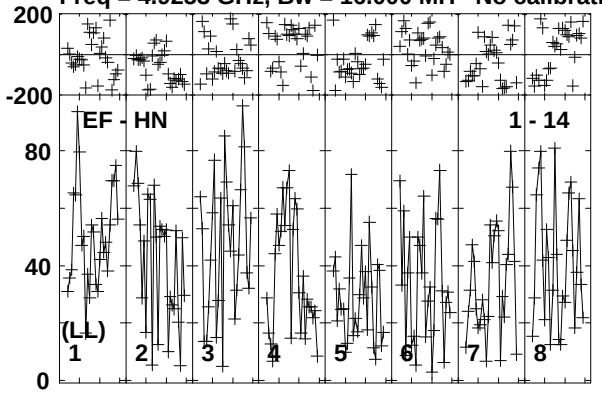

Lower frame: Micro Ampl Jy Top frame: Phas deg
Vector averaged cross-power spectrum Baseline: EF (01) - HN (14)
Timerange: 00/14:00:46 to 00/14:15:14

Plot file version 59 created 02-APR-2015 17:57:24
1632-0033 GJ014.UVDATA.1
Freq = 4.9253 GHz, Bw = 16.000 MH No calibration applied and no bandpass applied

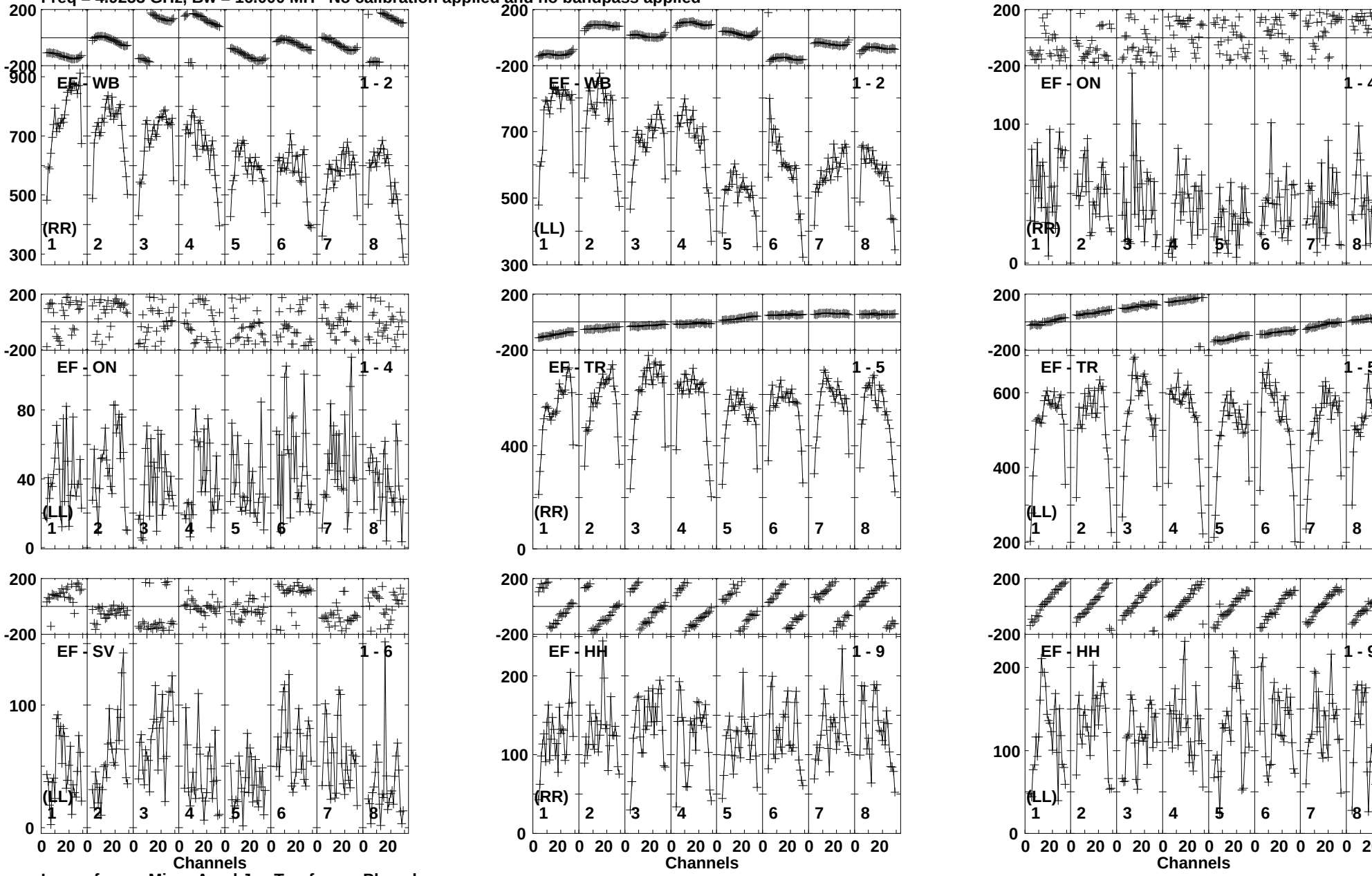

Lower frame: Micro Ampl Jy Top frame: Phas deg
Vector averaged cross-power spectrum Baseline: EF (01) - WB (02)
Timerange: 00/14:15:46 to 00/14:30:14

Plot file version 60 created 02-APR-2015 17:57:25
1632-0033 GJ014.UVDATA.1
Freq = 4.9253 GHz, Bw = 16.000 MH No calibration applied and no bandpass applied

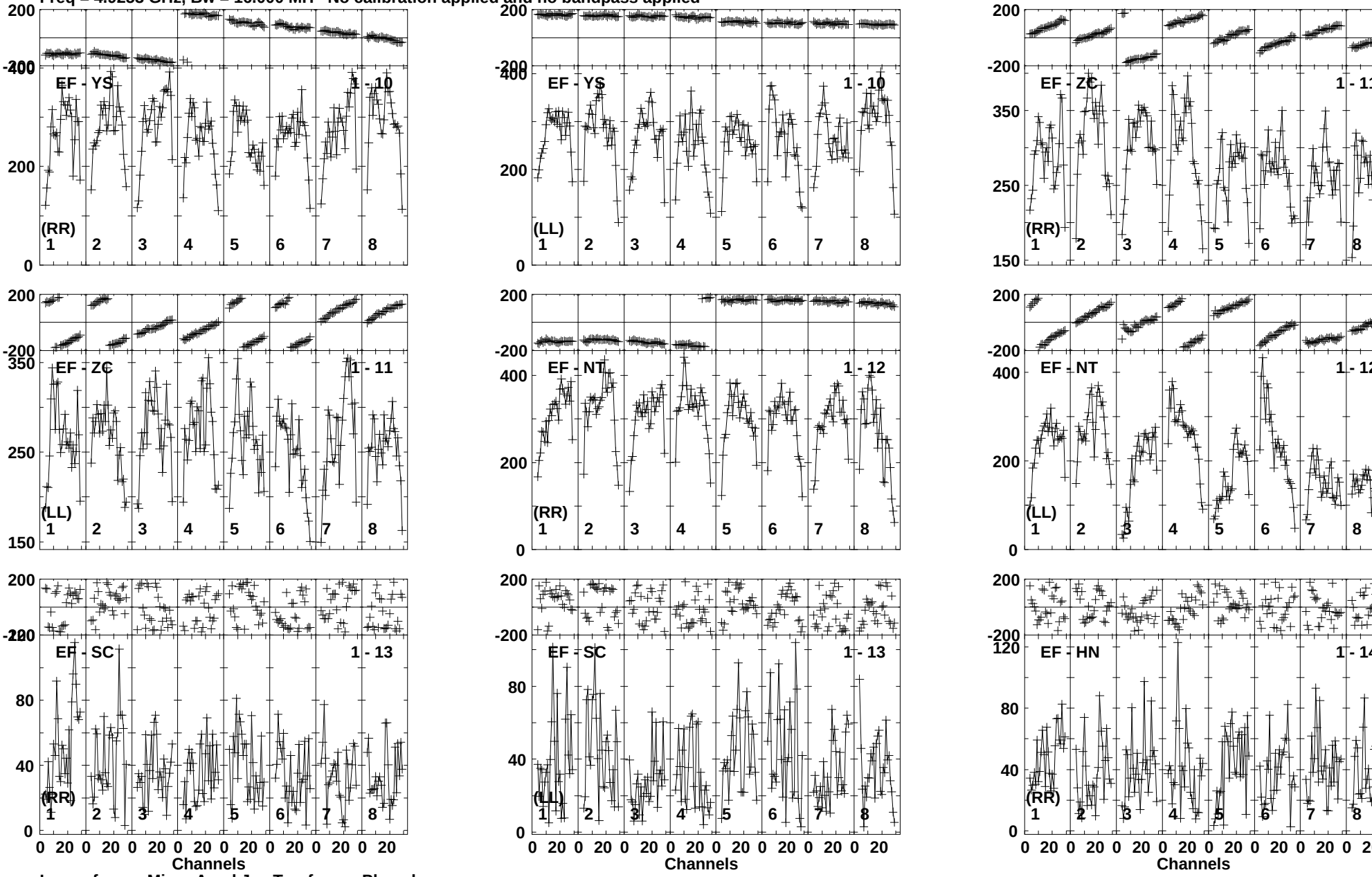

Lower frame: Micro Ampl Jy Top frame: Phas deg
Vector averaged cross-power spectrum Baseline: EF (01) - YS (10)
Timerange: 00/14:15:46 to 00/14:30:14

Plot file version 61 created 02-APR-2015 17:57:25
1632-0033 GJ014.UVDATA.1
Freq = 4.9253 GHz, Bw = 16.000 MH No calibration applied and no bandpass applied

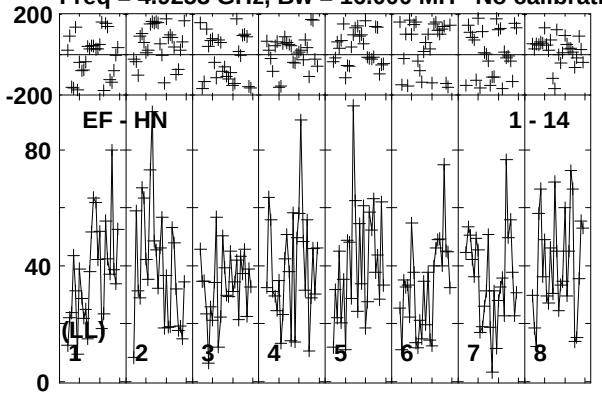

Lower frame: Micro Ampl Jy Top frame: Phas deg
Vector averaged cross-power spectrum Baseline: EF (01) - HN (14)
Timerange: 00/14:15:46 to 00/14:30:14

Plot file version 62 created 02-APR-2015 17:57:26
1632-0033 GJ014.UVDATA.1
Freq = 4.9253 GHz, Bw = 16.000 MH No calibration applied and no bandpass applied

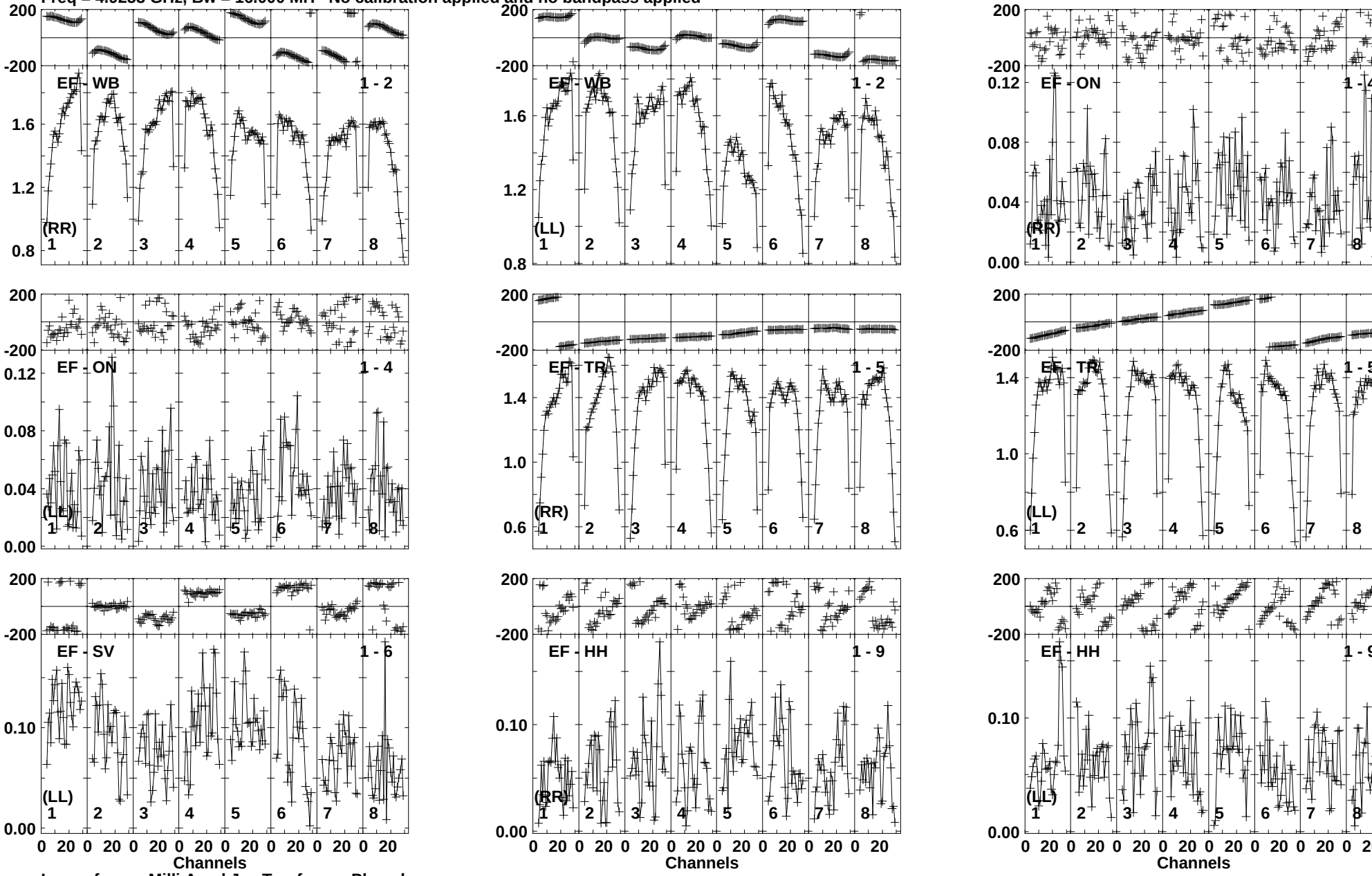

Lower frame: Milli Ampl Jy Top frame: Phas deg
Vector averaged cross-power spectrum Baseline: EF (01) - WB (02)
Timerange: 00/14:30:46 to 00/14:45:14

Plot file version 63 created 02-APR-2015 17:57:27
1632-0033 GJ014.UVDATA.1
Freq = 4.9253 GHz, Bw = 16.000 MH No calibration applied and no bandpass applied

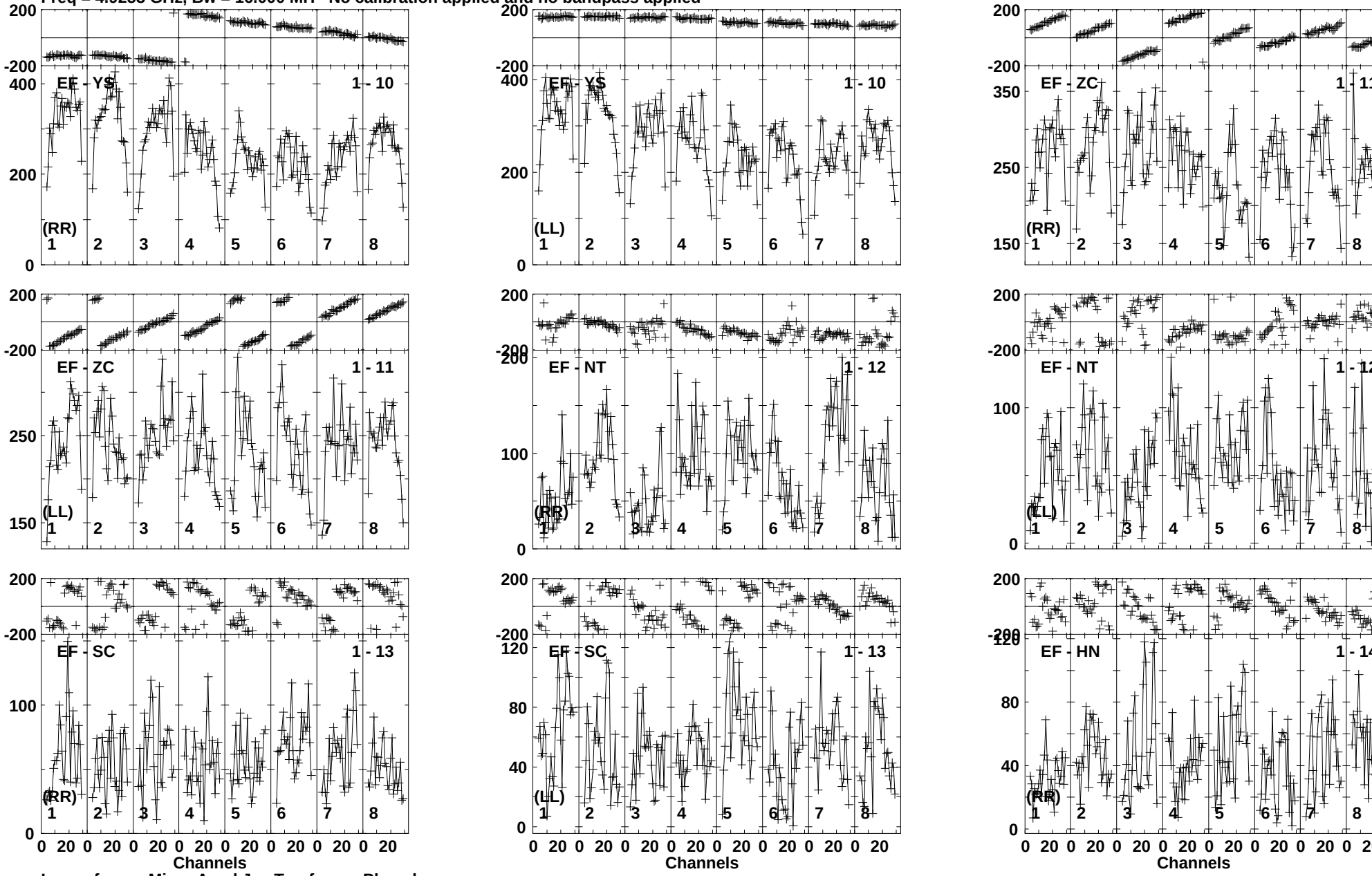

Lower frame: Micro Ampl Jy Top frame: Phas deg
Vector averaged cross-power spectrum Baseline: EF (01) - YS (10)
Timerange: 00/14:30:46 to 00/14:45:14

Plot file version 64 created 02-APR-2015 17:57:28
1632-0033 GJ014.UVDATA.1
Freq = 4.9253 GHz, Bw = 16.000 MH No calibration applied and no bandpass applied

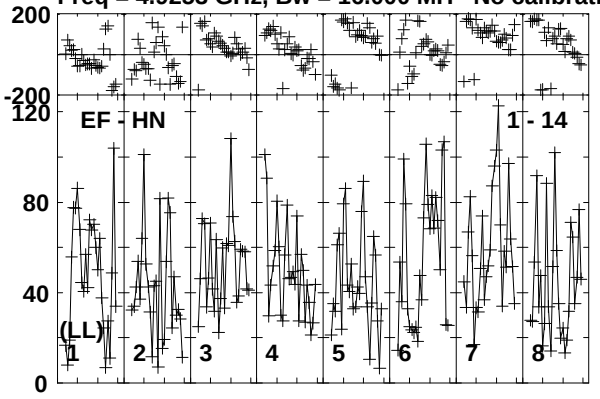

Lower frame: Micro Ampl Jy Top frame: Phas deg
Vector averaged cross-power spectrum Baseline: EF (01) - HN (14)
Timerange: 00/14:30:46 to 00/14:45:14

Plot file version 65 created 02-APR-2015 17:57:30
1632-0033 GJ014.UVDATA.1
Freq = 4.9253 GHz, Bw = 16.000 MH No calibration applied and no bandpass applied

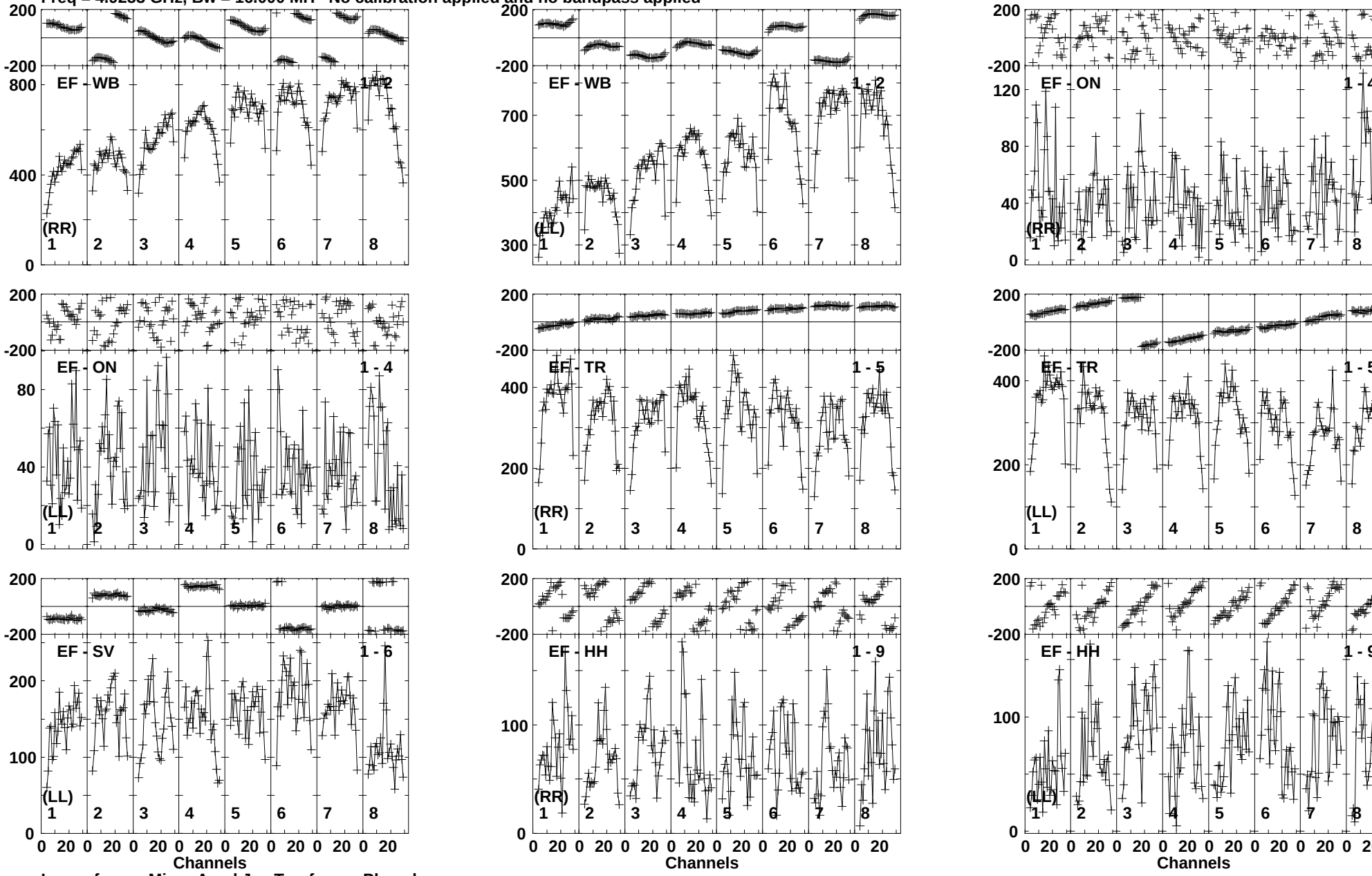

Lower frame: Micro Ampl Jy Top frame: Phas deg
Vector averaged cross-power spectrum Baseline: EF (01) - WB (02)
Timerange: 00/14:45:46 to 00/15:00:14

Plot file version 66 created 02-APR-2015 17:57:30
1632-0033 GJ014.UVDATA.1
Freq = 4.9253 GHz, Bw = 16.000 MH No calibration applied and no bandpass applied

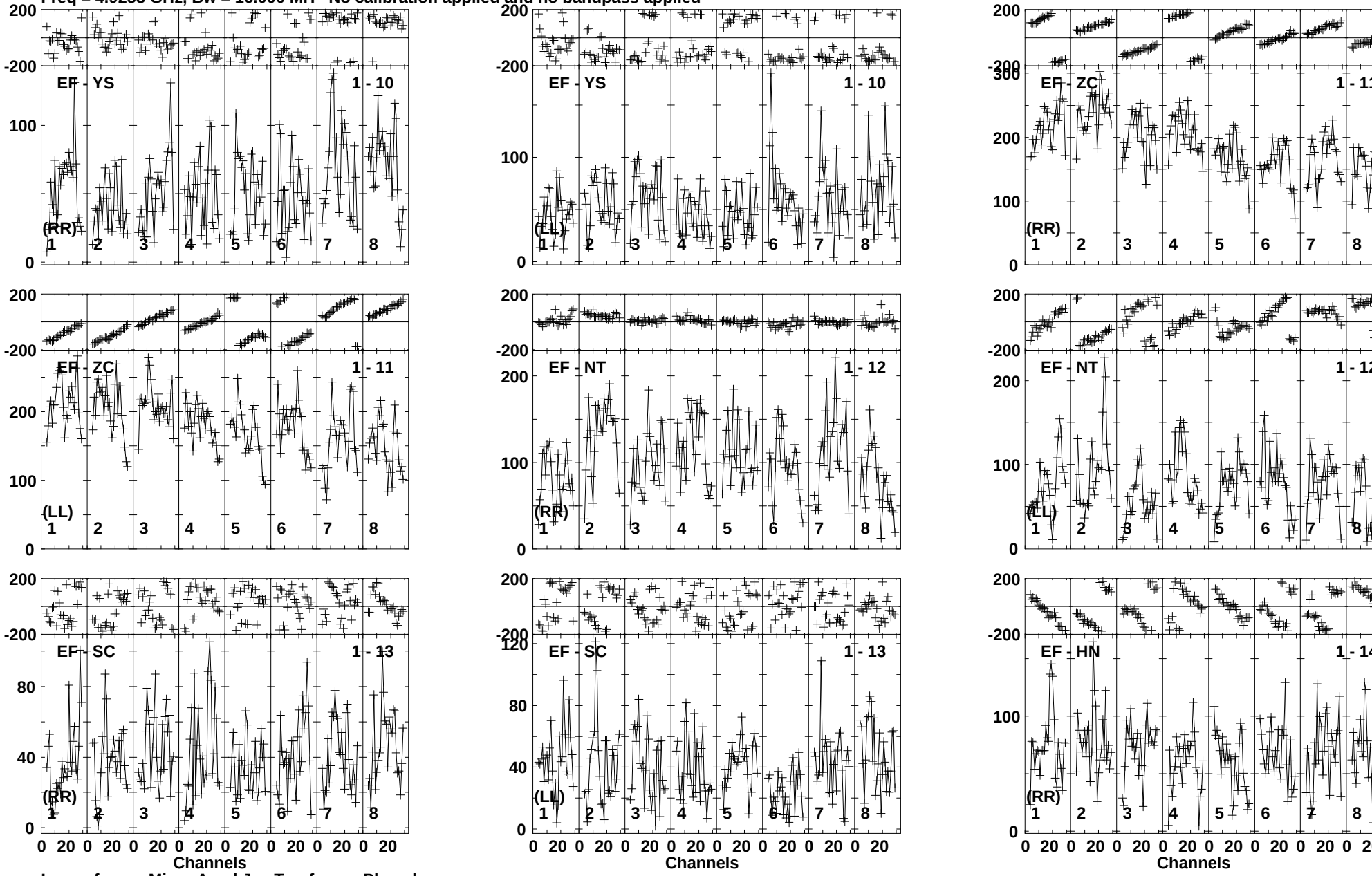

Lower frame: Micro Ampl Jy Top frame: Phas deg
Vector averaged cross-power spectrum Baseline: EF (01) - YS (10)
Timerange: 00/14:45:46 to 00/15:00:14

Plot file version 67 created 02-APR-2015 17:57:31
1632-0033 GJ014.UVDATA.1
Freq = 4.9253 GHz, Bw = 16.000 MH No calibration applied and no bandpass applied

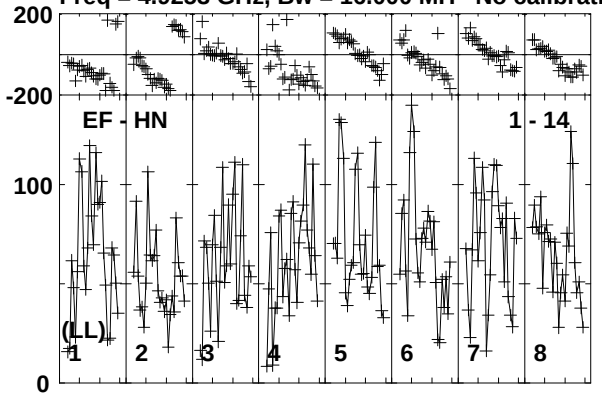

Lower frame: Micro Ampl Jy Top frame: Phas deg
Vector averaged cross-power spectrum Baseline: EF (01) - HN (14)
Timerange: 00/14:45:46 to 00/15:00:14

Plot file version 68 created 02-APR-2015 17:57:32
1632-0033 GJ014.UVDATA.1
Freq = 4.9253 GHz, Bw = 16.000 MH No calibration applied and no bandpass applied

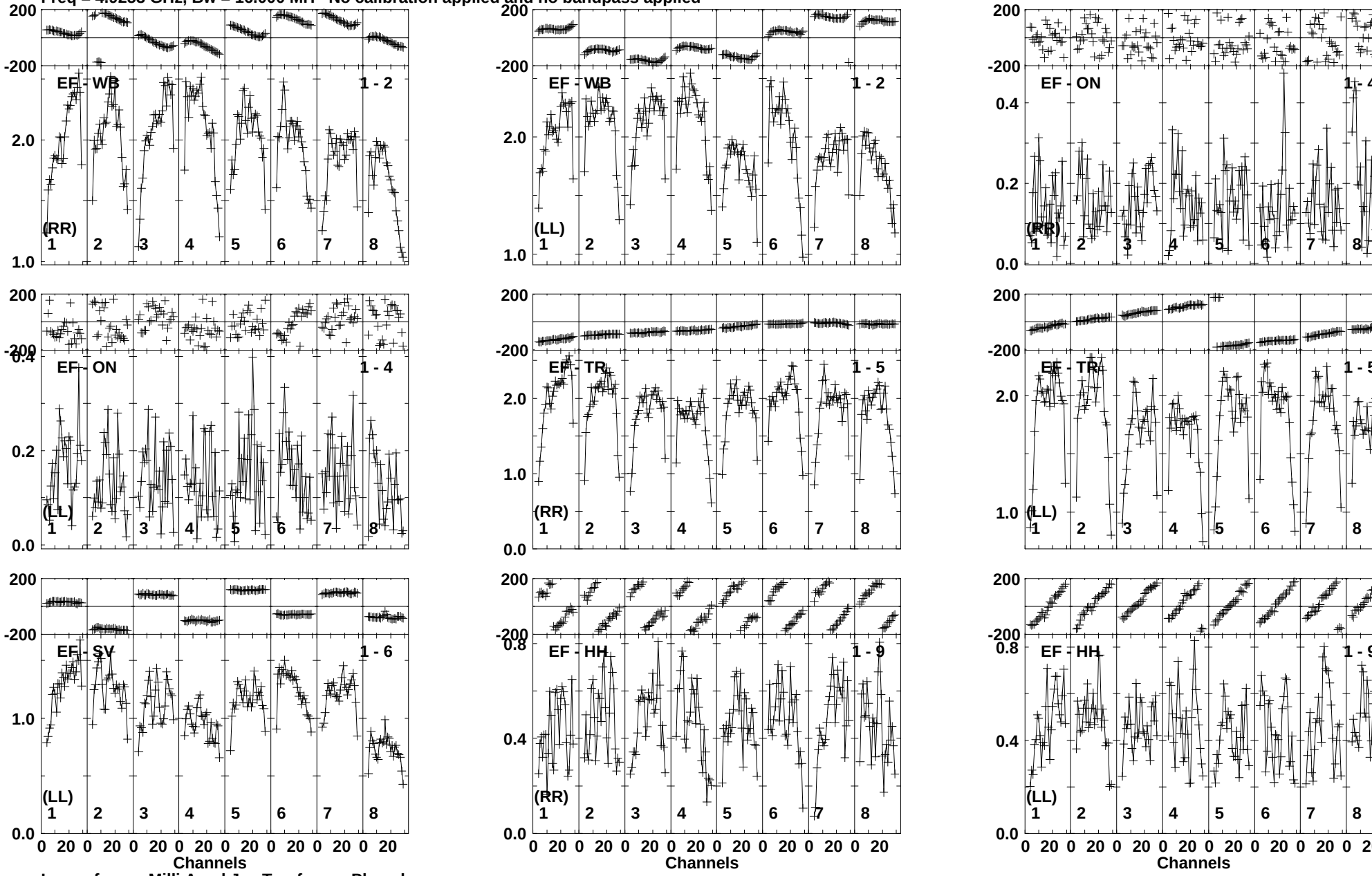

Lower frame: Milli Ampl Jy Top frame: Phas deg
Vector averaged cross-power spectrum Baseline: EF (01) - WB (02)
Timerange: 00/15:00:46 to 00/15:15:14

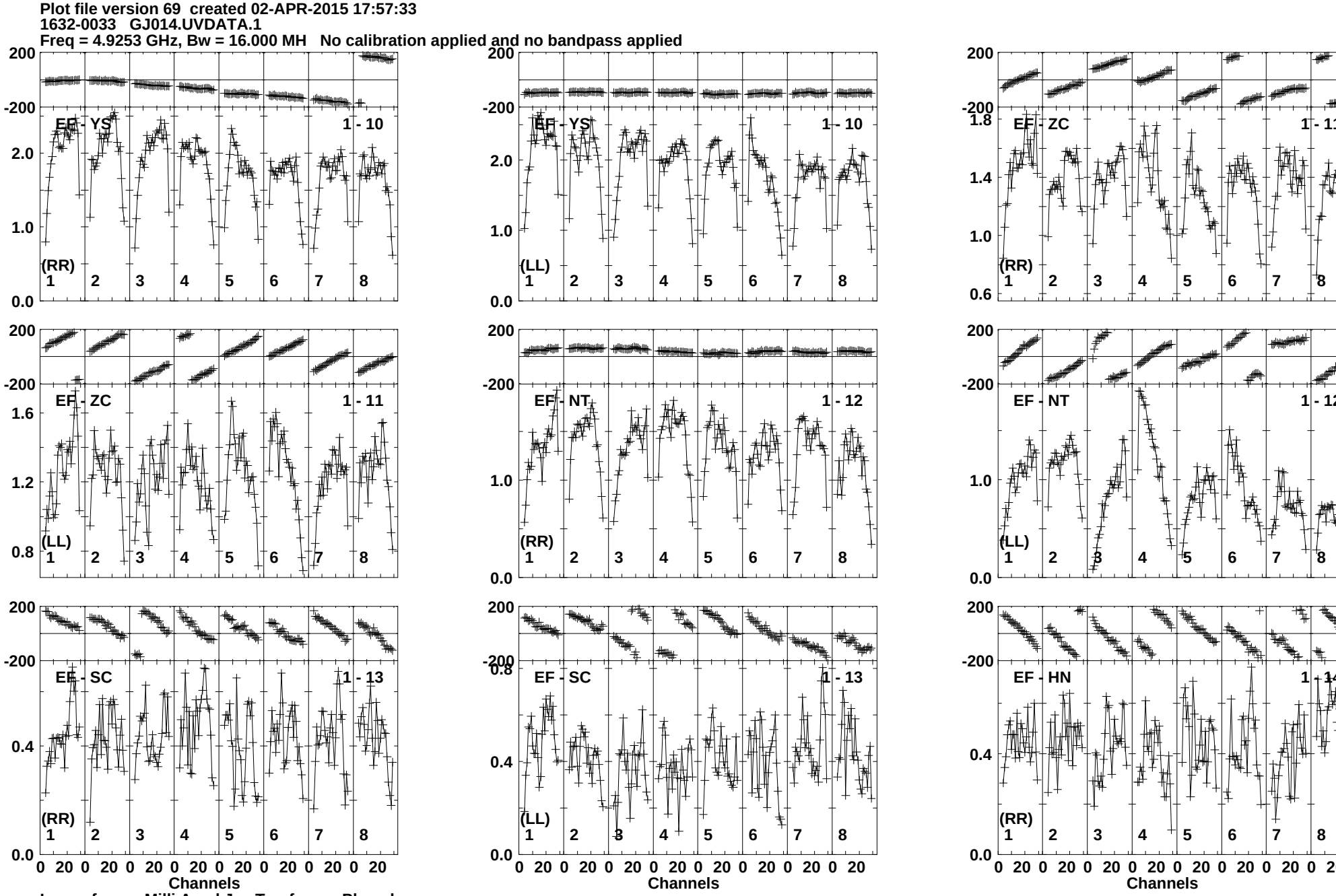
Plot file version 69 created 02-APR-2015 17:57:33
1632-0033 GJ014.UVDATA.1
Freq = 4.9253 GHz, Bw = 16.000 MH No calibration applied and no bandpass applied
EF - YS
1 - 10
(RR)
EF - YS
1 - 10
(LL)
EF - ZC
1 - 11
(RR)
EF - ZC
1 - 11
(LL)
EF - NT
1 - 12
(RR)
EF - NT
1 - 12
(LL)
EF - SC
1 - 13
(RR)
EF - SC
1 - 13
(LL)
EF - HN
1 - 14
(RR)
1 2 3 4 5 6 7 8
Channels
Lower frame: Milli Ampl Jy Top frame: Phas deg
Vector averaged cross-power spectrum Baseline: EF (01) - YS (10)
Timerange: 00/15:00:46 to 00/15:15:14

Plot file version 70 created 02-APR-2015 17:57:33
1632-0033 GJ014.UVDATA.1
Freq = 4.9253 GHz, Bw = 16.000 MH No calibration applied and no bandpass applied

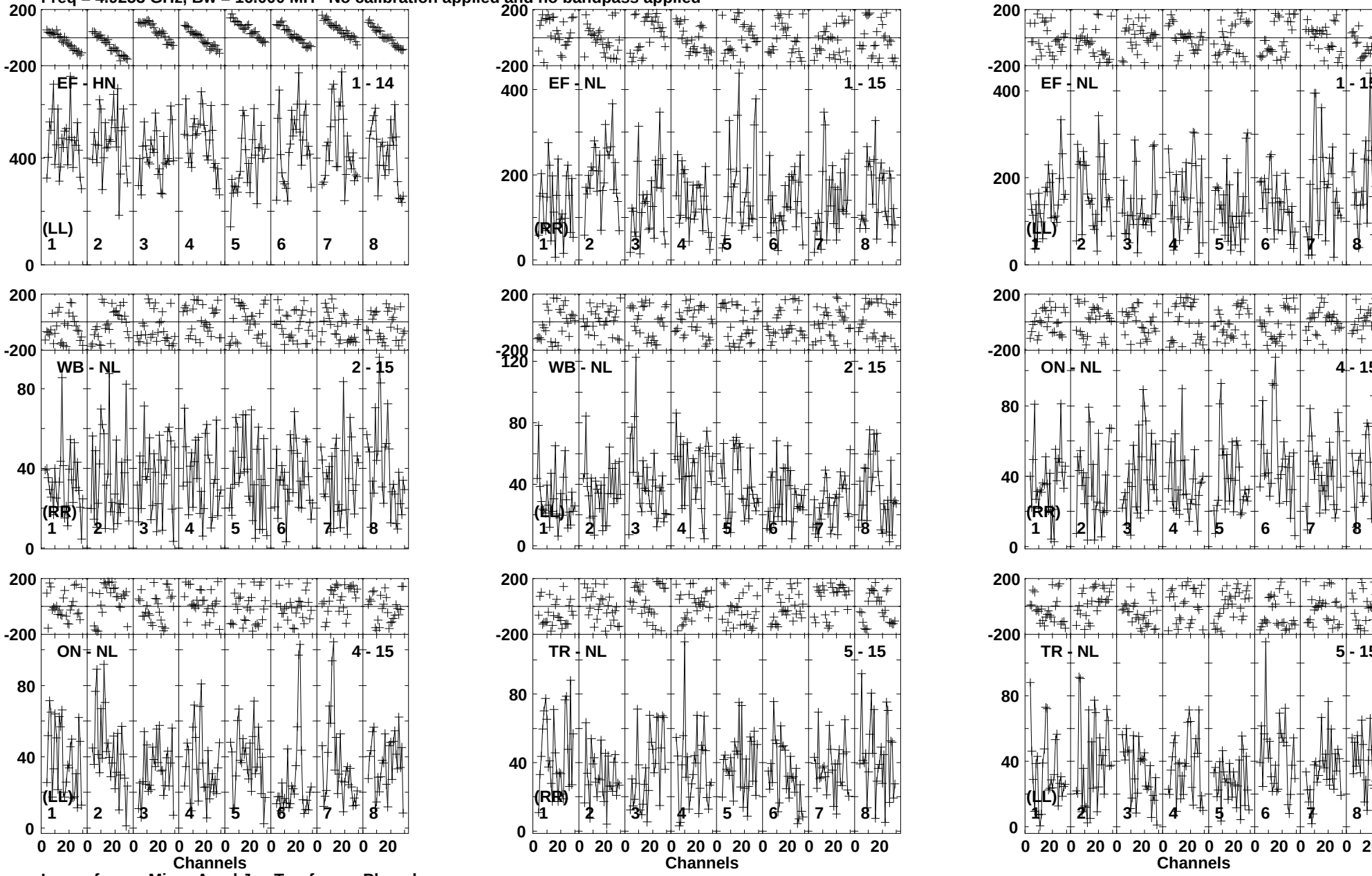

Lower frame: Micro Ampl Jy Top frame: Phas deg
Vector averaged cross-power spectrum Baseline: EF (01) - HN (14)
Timerange: 00/15:00:46 to 00/15:15:14

Plot file version 71 created 02-APR-2015 17:57:34
1632-0033 GJ014.UVDATA.1
Freq = 4.9253 GHz, Bw = 16.000 MH No calibration applied and no bandpass applied

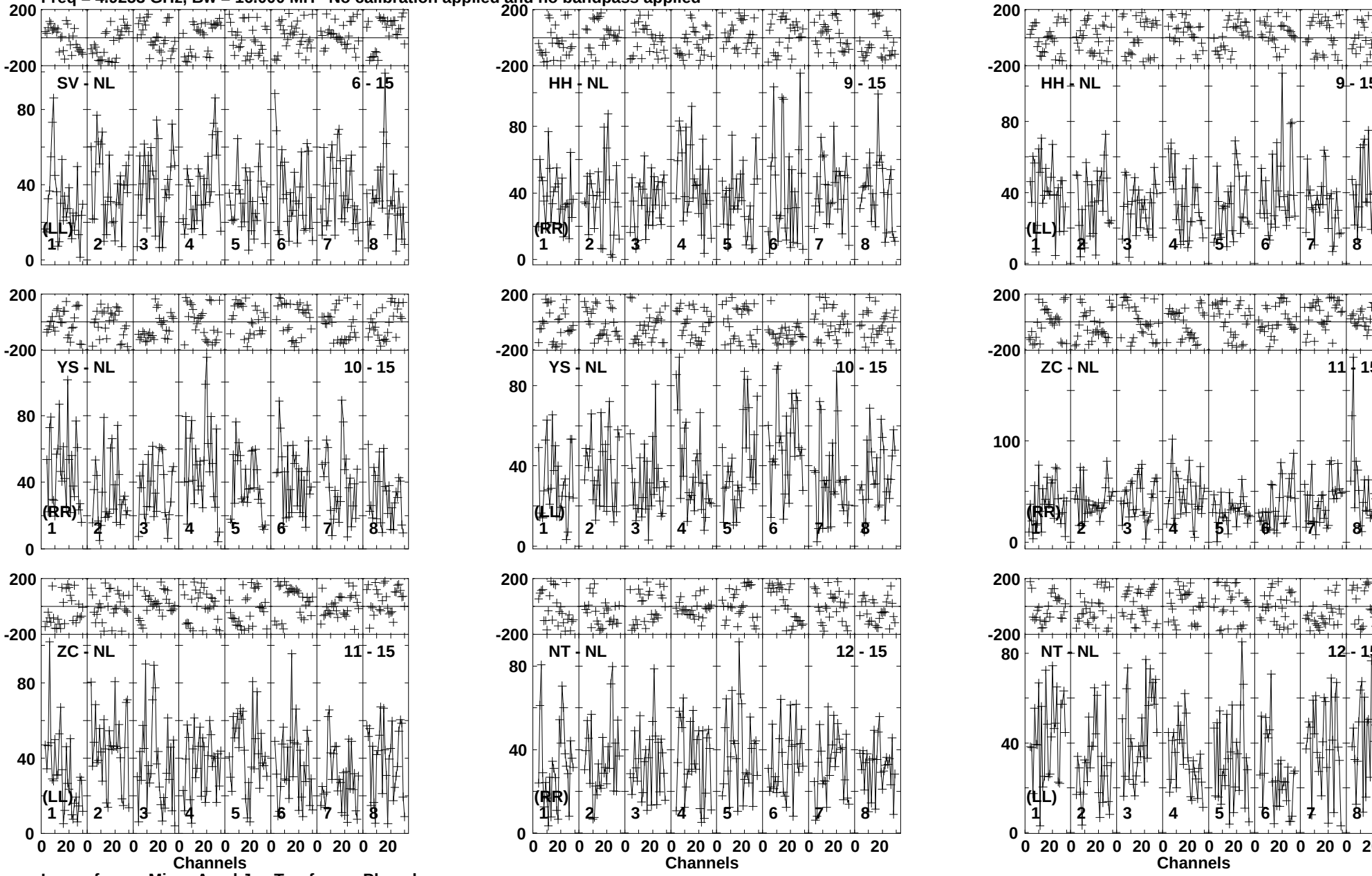

Lower frame: Micro Ampl Jy Top frame: Phas deg
Vector averaged cross-power spectrum Baseline: SV (06) - NL (15)
Timerange: 00/15:00:46 to 00/15:15:14

Plot file version 72 created 02-APR-2015 17:57:35
1632-0033 GJ014.UVDATA.1
Freq = 4.9253 GHz, Bw = 16.000 MH No calibration applied and no bandpass applied

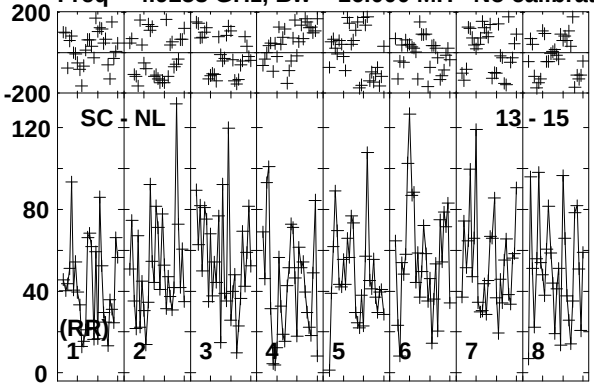

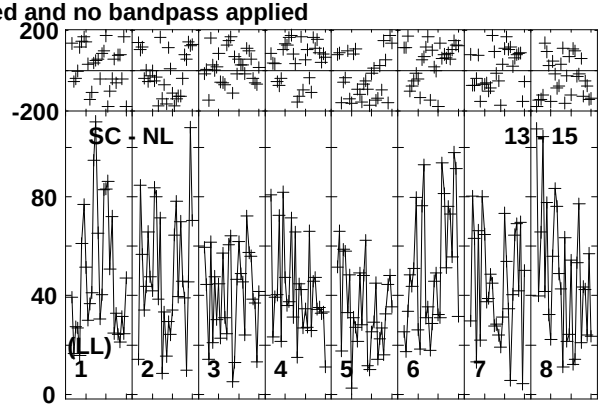

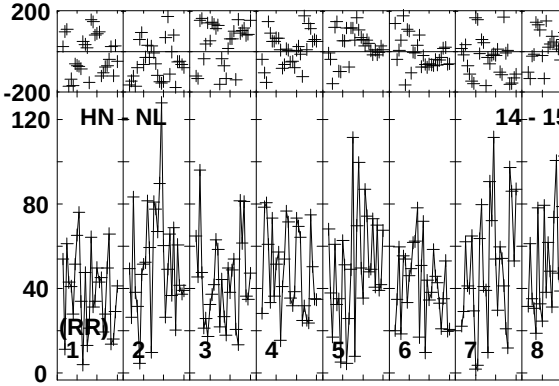

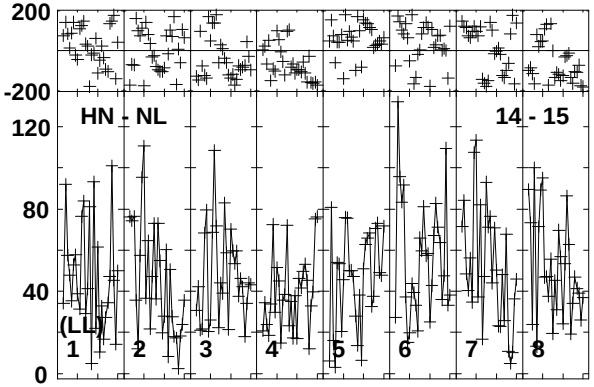

Lower frame: Micro Ampl Jy Top frame: Phas deg
Vector averaged cross-power spectrum Baseline: SC (13) - NL (15)
Timerange: 00/15:00:46 to 00/15:15:14

Plot file version 73 created 02-APR-2015 17:57:35
1632-0033 GJ014.UVDATA.1
Freq = 4.9253 GHz, Bw = 16.000 MH No calibration applied and no bandpass applied

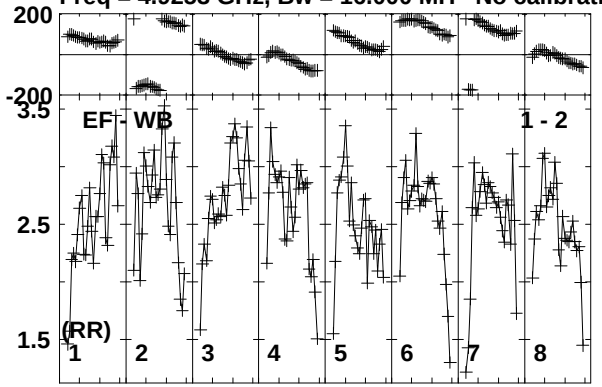

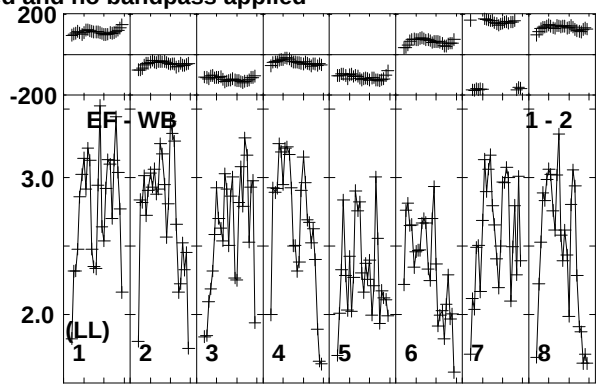

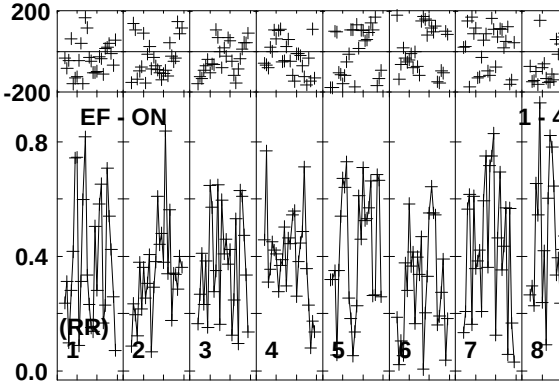

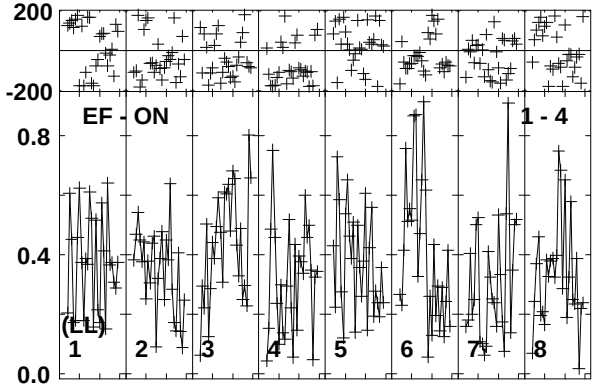

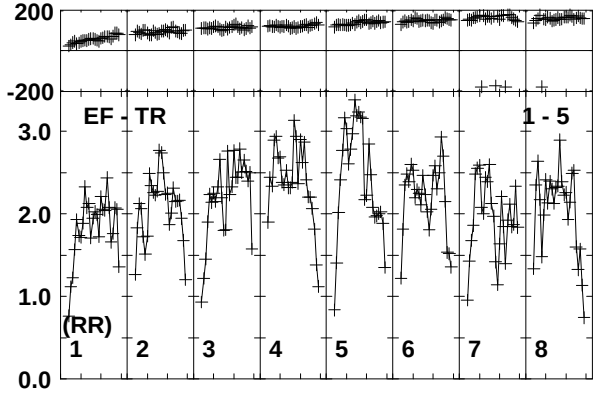

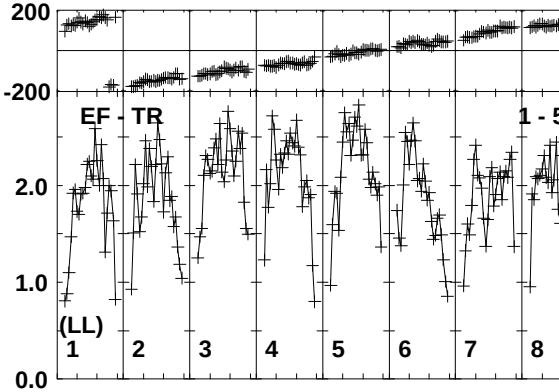

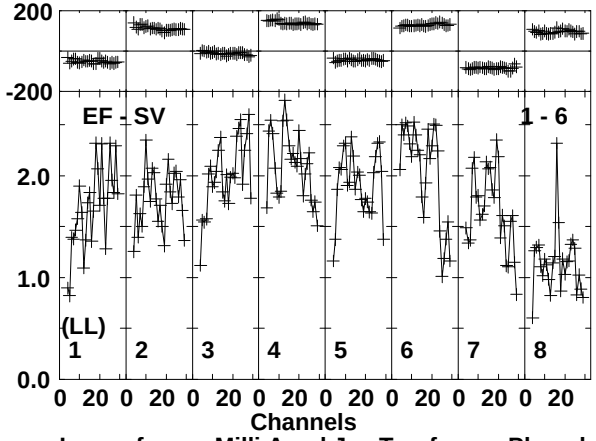

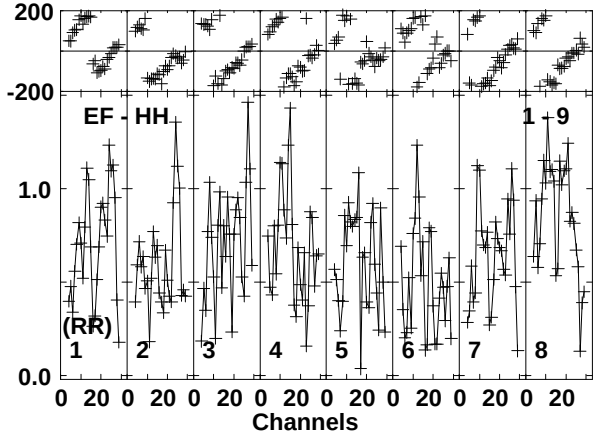

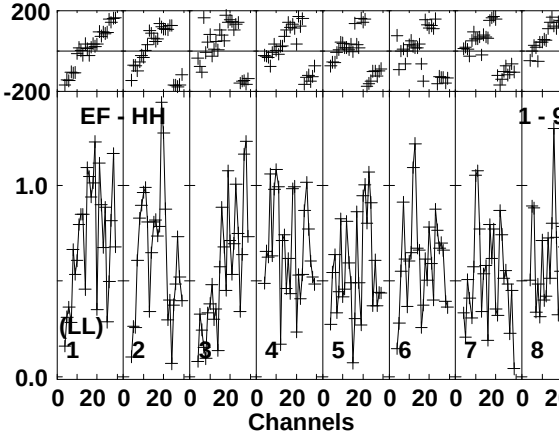

Lower frame: Milli Ampl Jy Top frame: Phas deg
Vector averaged cross-power spectrum Baseline: EF (01) - WB (02)
Timerange: 00/15:15:46 to 00/15:30:14

Plot file version 74 created 02-APR-2015 17:57:36
1632-0033 GJ014.UVDATA.1
Freq = 4.9253 GHz, Bw = 16.000 MH No calibration applied and no bandpass applied



Lower frame: Milli Ampl Jy Top frame: Phas deg
Vector averaged cross-power spectrum Baseline: EF (01) - YS (10)
Timerange: 00/15:15:46 to 00/15:30:14

Plot file version 75 created 02-APR-2015 17:57:36
1632-0033 GJ014.UVDATA.1
Freq = 4.9253 GHz, Bw = 16.000 MH No calibration applied and no bandpass applied

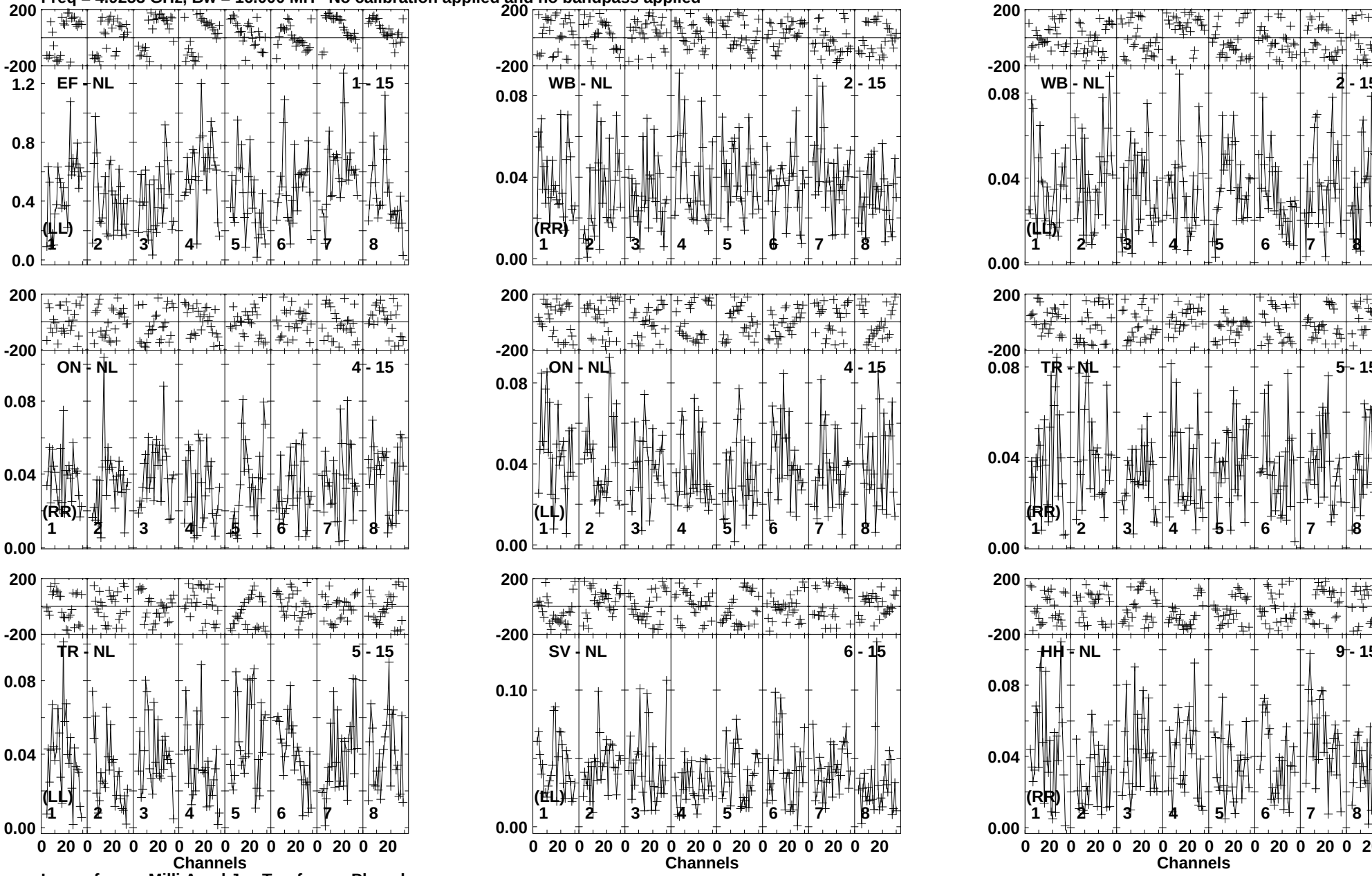

Lower frame: Milli Ampl Jy Top frame: Phas deg
Vector averaged cross-power spectrum Baseline: EF (01) - NL (15)
Timerange: 00/15:15:46 to 00/15:30:14

Plot file version 76 created 02-APR-2015 17:57:38
1632-0033 GJ014.UVDATA.1
Freq = 4.9253 GHz, Bw = 16.000 MH No calibration applied and no bandpass applied

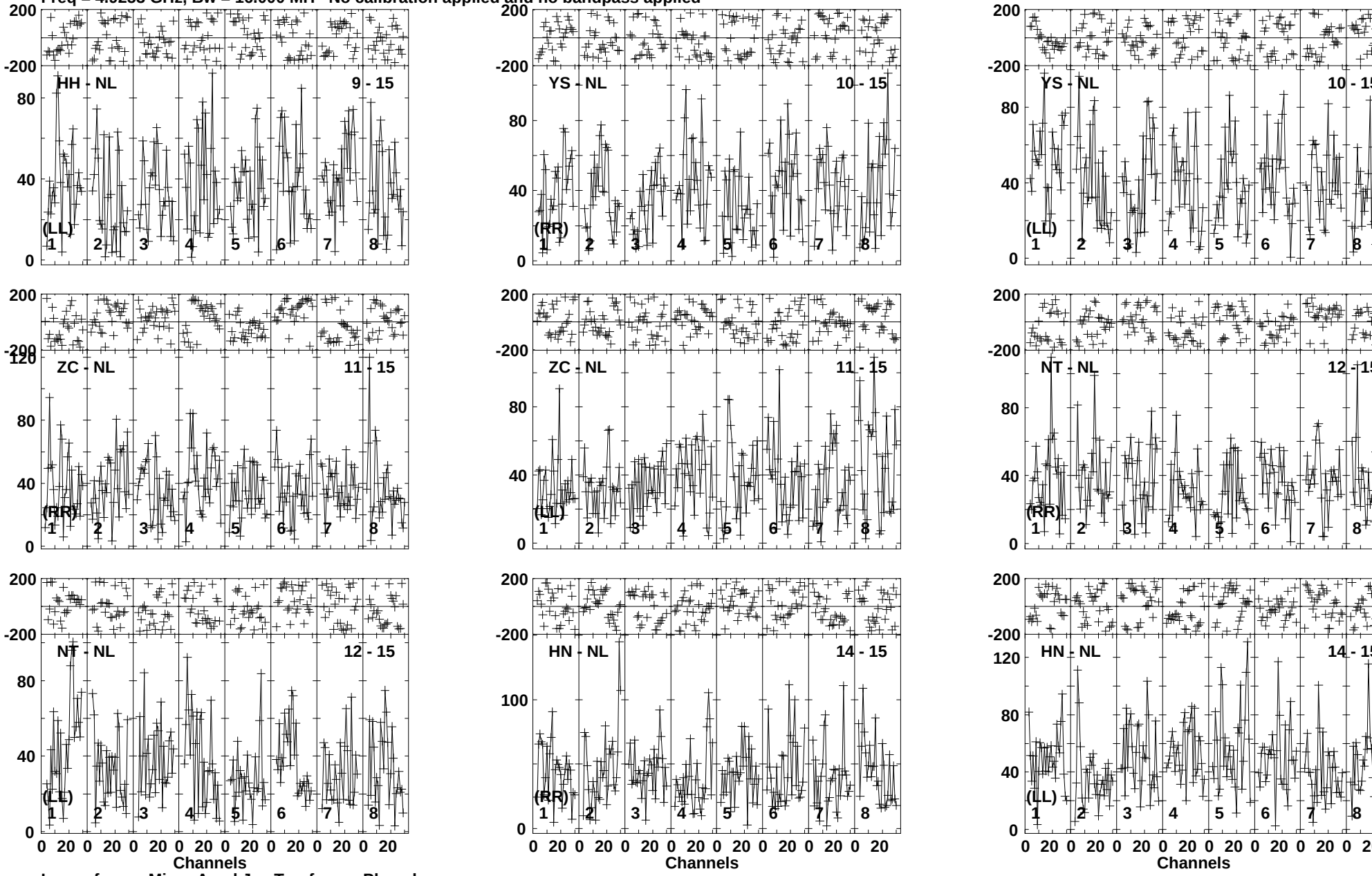

Lower frame: Micro Ampl Jy Top frame: Phas deg
Vector averaged cross-power spectrum Baseline: HH (09) - NL (15)
Timerange: 00/15:15:46 to 00/15:30:14

Plot file version 77 created 02-APR-2015 17:57:39
1632-0033 GJ014.UVDATA.1
Freq = 4.9253 GHz, Bw = 16.000 MH No calibration applied and no bandpass applied

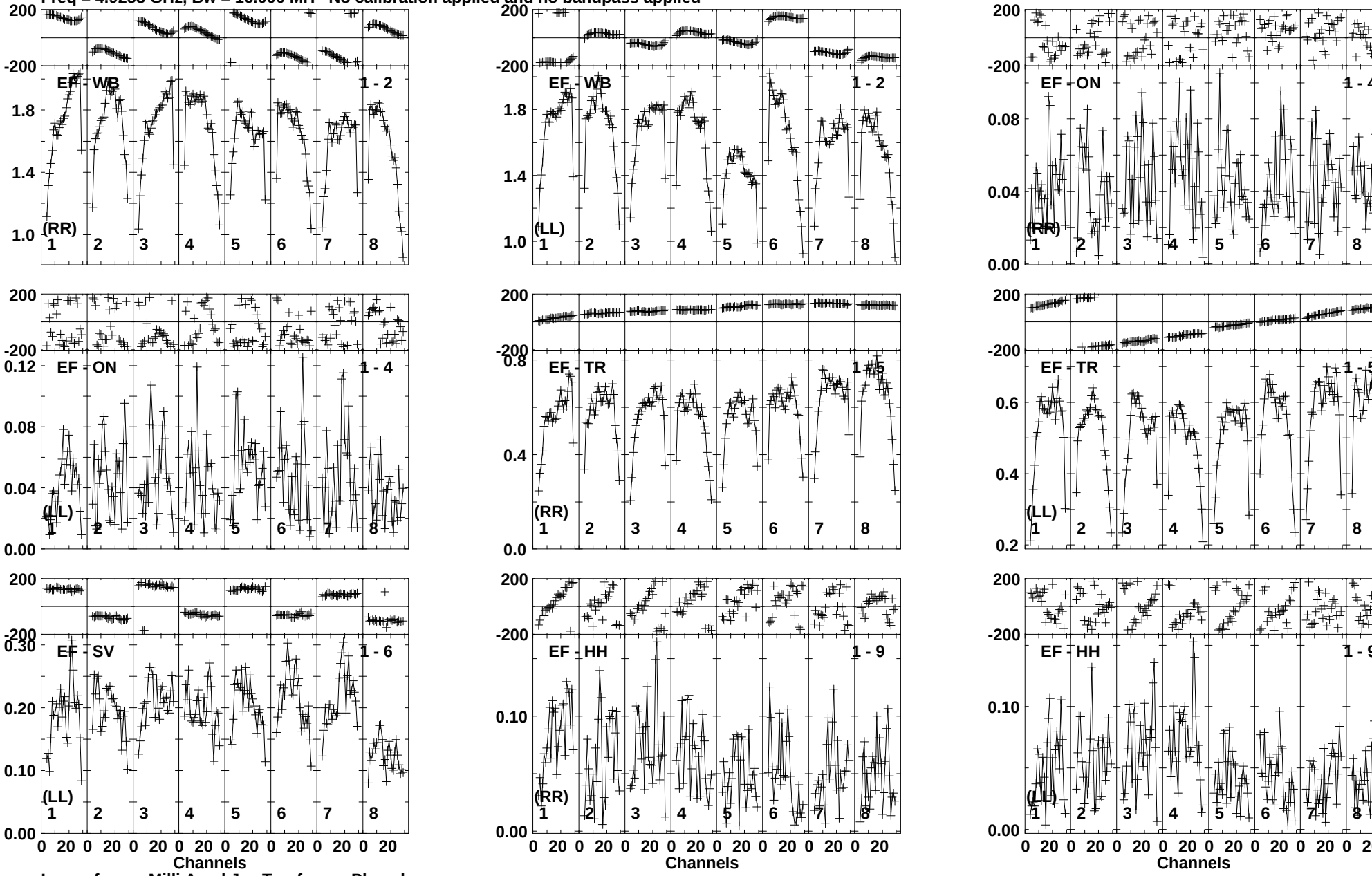

Lower frame: Milli Ampl Jy Top frame: Phas deg
Vector averaged cross-power spectrum Baseline: EF (01) - WB (02)
Timerange: 00/15:30:46 to 00/15:45:14

Plot file version 78 created 02-APR-2015 17:57:39
1632-0033 GJ014.UVDATA.1
Freq = 4.9253 GHz, Bw = 16.000 MH No calibration applied and no bandpass applied

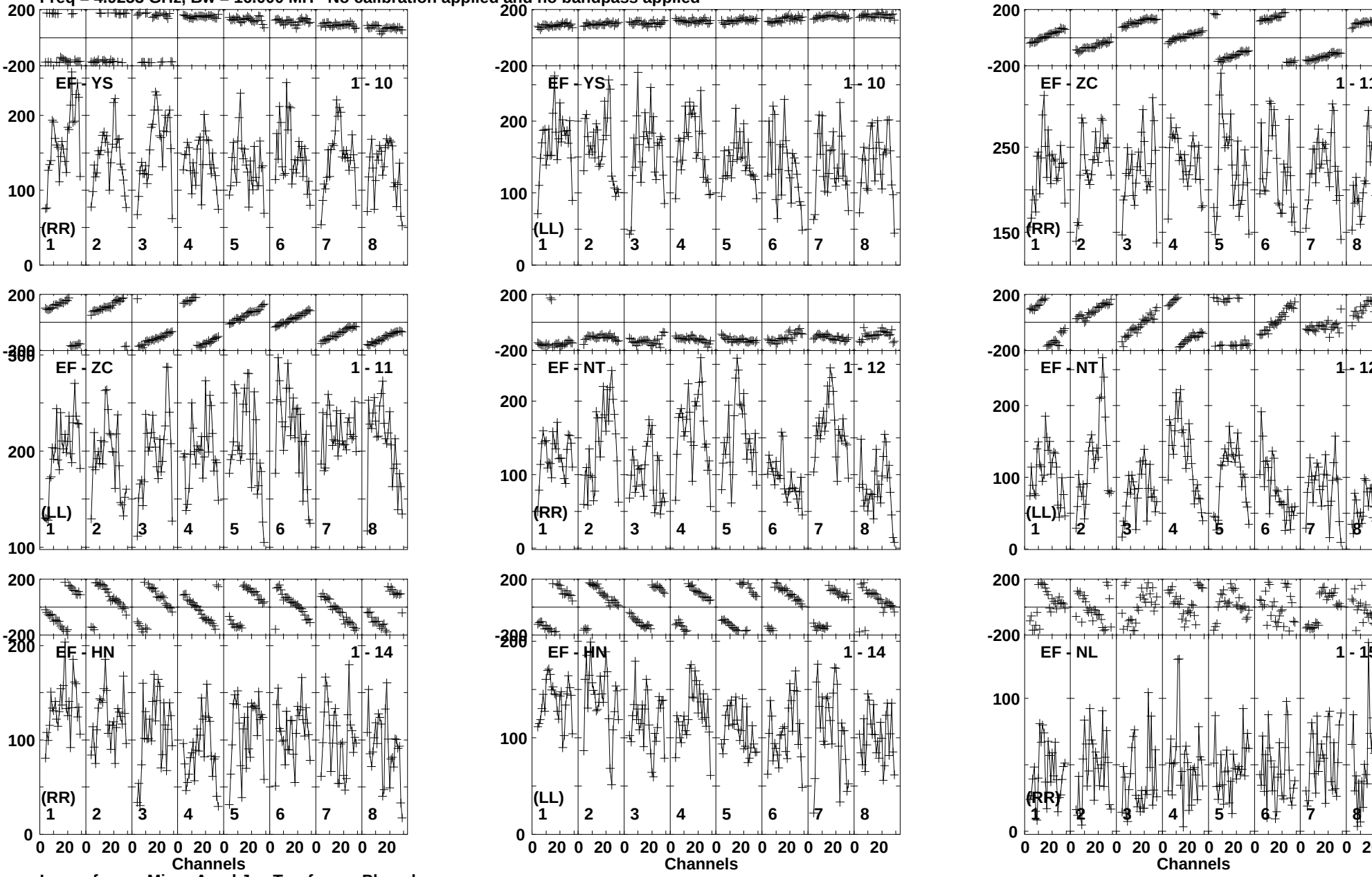

Lower frame: Micro Ampl Jy Top frame: Phas deg
Vector averaged cross-power spectrum Baseline: EF (01) - YS (10)
Timerange: 00/15:30:46 to 00/15:45:14


Plot file version 79 created 02-APR-2015 17:57:40
1632-0033 GJ014.UVDATA.1
Freq = 4.9253 GHz, Bw = 16.000 MH No calibration applied and no bandpass applied
EF - NL 1 - 15
WB - NL 2 - 15
WB - NL 2 - 15
ON - NL 4 - 15
ON - NL 4 - 15
TR - NL 5 - 15
TR - NL 5 - 15
SV - NL 6 - 15
HH - NL 9 - 15
(LL)
(RR)
Channels
Lower frame: Micro Ampl Jy Top frame: Phas deg
Vector averaged cross-power spectrum Baseline: EF (01) - NL (15)
Timerange: 00/15:30:46 to 00/15:45:14

Plot file version 80 created 02-APR-2015 17:57:41
1632-0033 GJ014.UVDATA.1
Freq = 4.9253 GHz, Bw = 16.000 MH No calibration applied and no bandpass applied

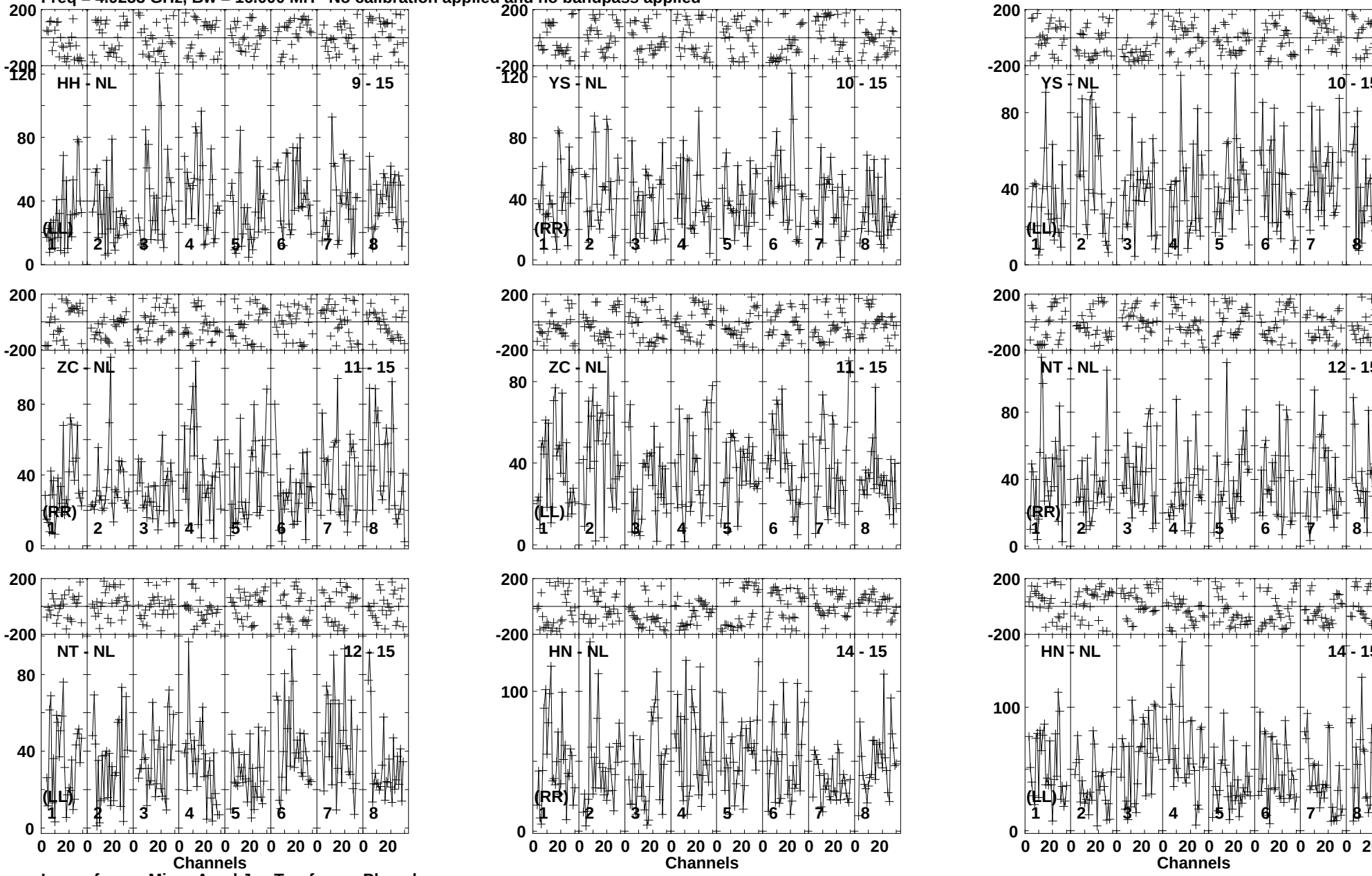

Lower frame: Micro Ampl Jy Top frame: Phas deg
Vector averaged cross-power spectrum Baseline: HH (09) - NL (15)
Timerange: 00/15:30:46 to 00/15:45:14

Plot file version 81 created 02-APR-2015 17:57:42
1632-0033 GJ014.UVDATA.1
Freq = 4.9253 GHz, Bw = 16.000 MH No calibration applied and no bandpass applied

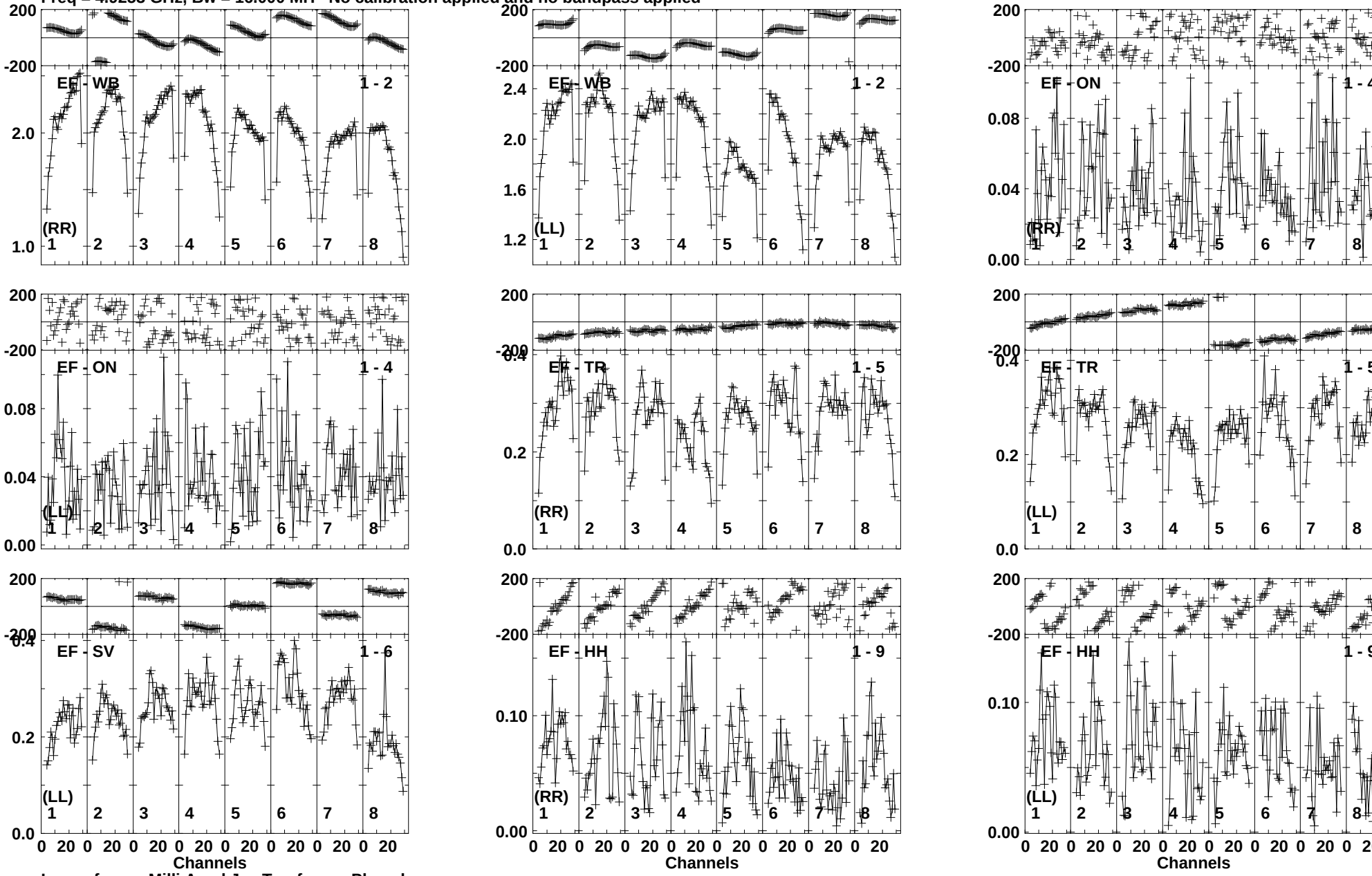

Lower frame: Milli Ampl Jy Top frame: Phas deg
Vector averaged cross-power spectrum Baseline: EF (01) - WB (02)
Timerange: 00/15:45:46 to 00/16:00:14

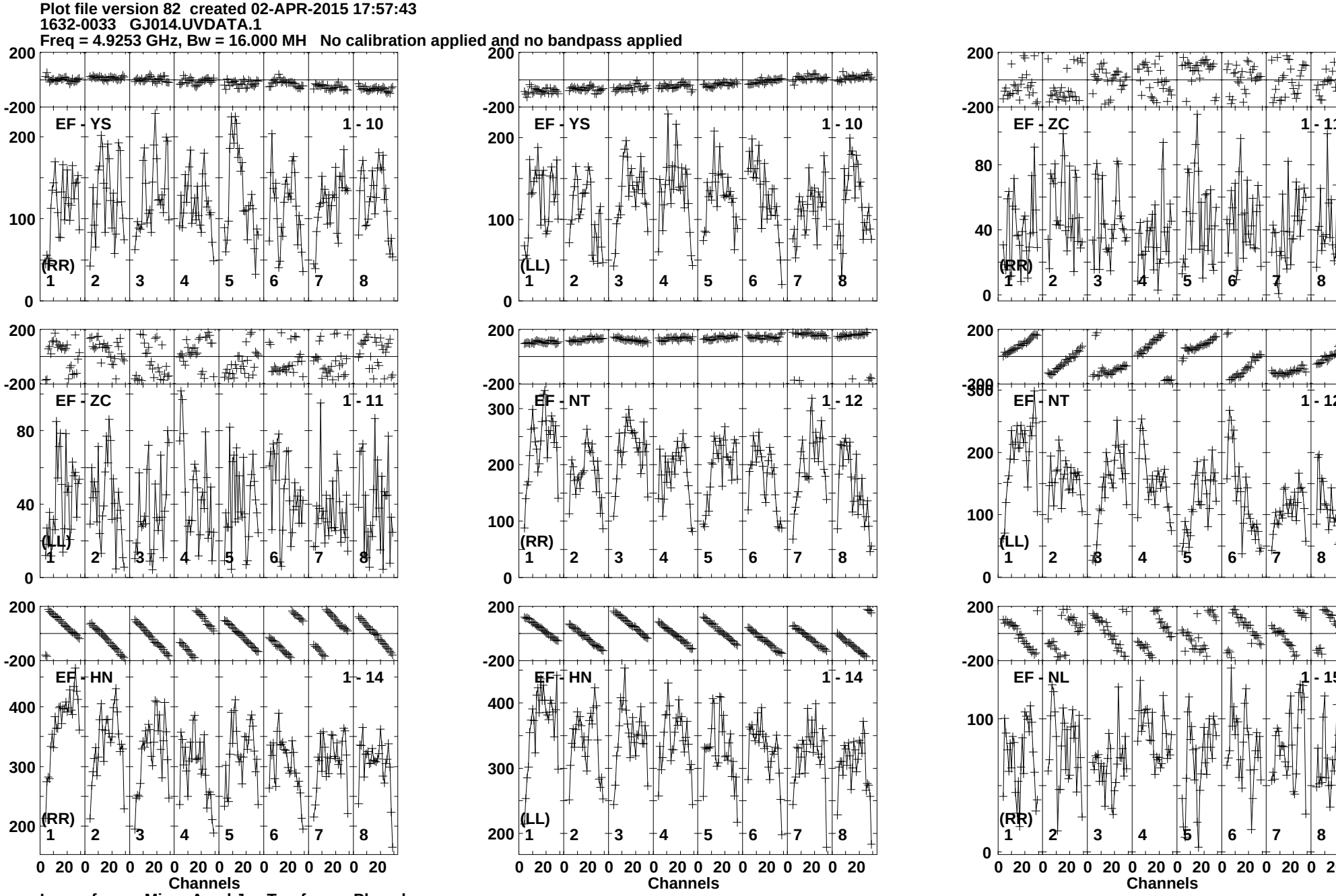
Plot file version 82 created 02-APR-2015 17:57:43
1632-0033 GJ014.UVDATA.1
Freq = 4.9253 GHz, Bw = 16.000 MH No calibration applied and no bandpass applied
EF - YS 1 - 10
(RR)
EF - YS 1 - 10
(LL)
EF - ZC 1 - 11
(RR)
EF - ZC 1 - 11
(LL)
EF - NT 1 - 12
(RR)
EF - NT 1 - 12
(LL)
EF - HN 1 - 14
(RR)
EF - HN 1 - 14
(LL)
EF - NL 1 - 15
(RR)
Channels
Lower frame: Micro Ampl Jy Top frame: Phas deg
Vector averaged cross-power spectrum Baseline: EF (01) - YS (10)
Timerange: 00/15:45:46 to 00/16:00:14

Plot file version 83 created 02-APR-2015 17:57:43
1632-0033 GJ014.UVDATA.1
Freq = 4.9253 GHz, Bw = 16.000 MH No calibration applied and no bandpass applied

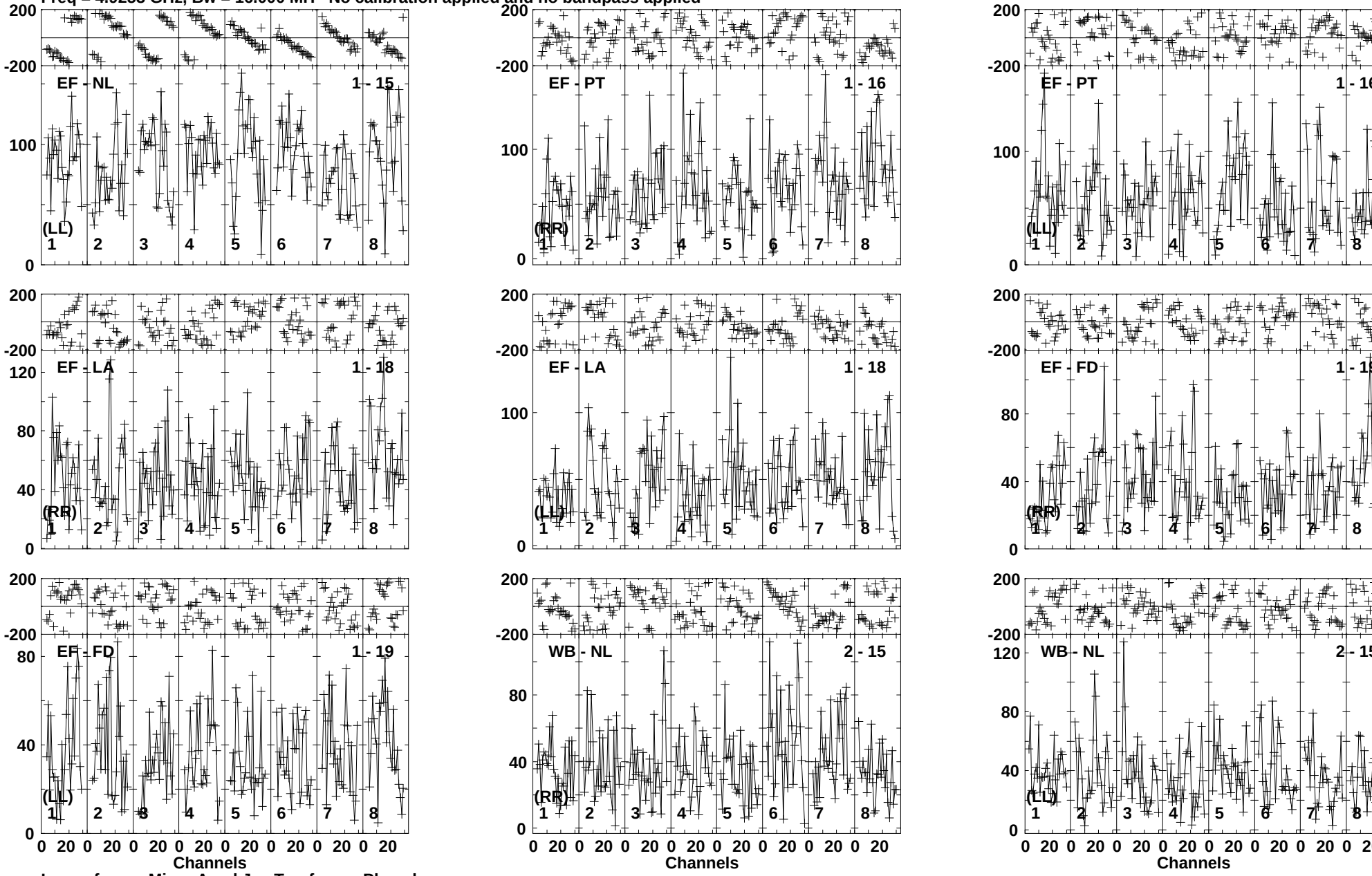

Lower frame: Micro Ampl Jy Top frame: Phas deg
Vector averaged cross-power spectrum Baseline: EF (01) - NL (15)
Timerange: 00/15:45:46 to 00/16:00:14

Plot file version 84 created 02-APR-2015 17:57:45
1632-0033 GJ014.UVDATA.1
Freq = 4.9253 GHz, Bw = 16.000 MH No calibration applied and no bandpass applied

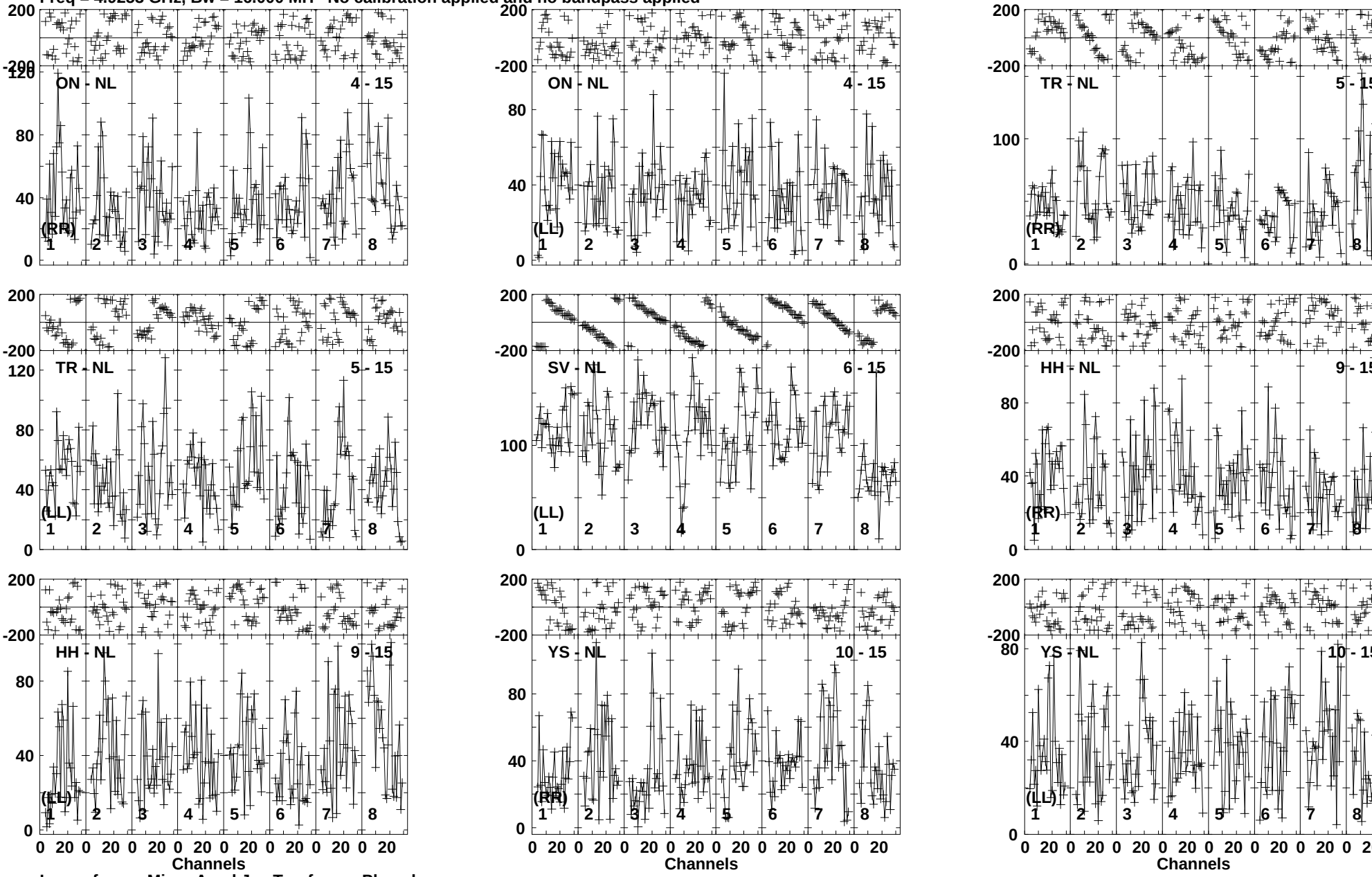

Lower frame: Micro Ampl Jy Top frame: Phas deg
Vector averaged cross-power spectrum Baseline: ON (04) - NL (15)
Timerange: 00/15:45:46 to 00/16:00:14

Plot file version 85 created 02-APR-2015 17:57:45
1632-0033 GJ014.UVDATA.1
Freq = 4.9253 GHz, Bw = 16.000 MH No calibration applied and no bandpass applied

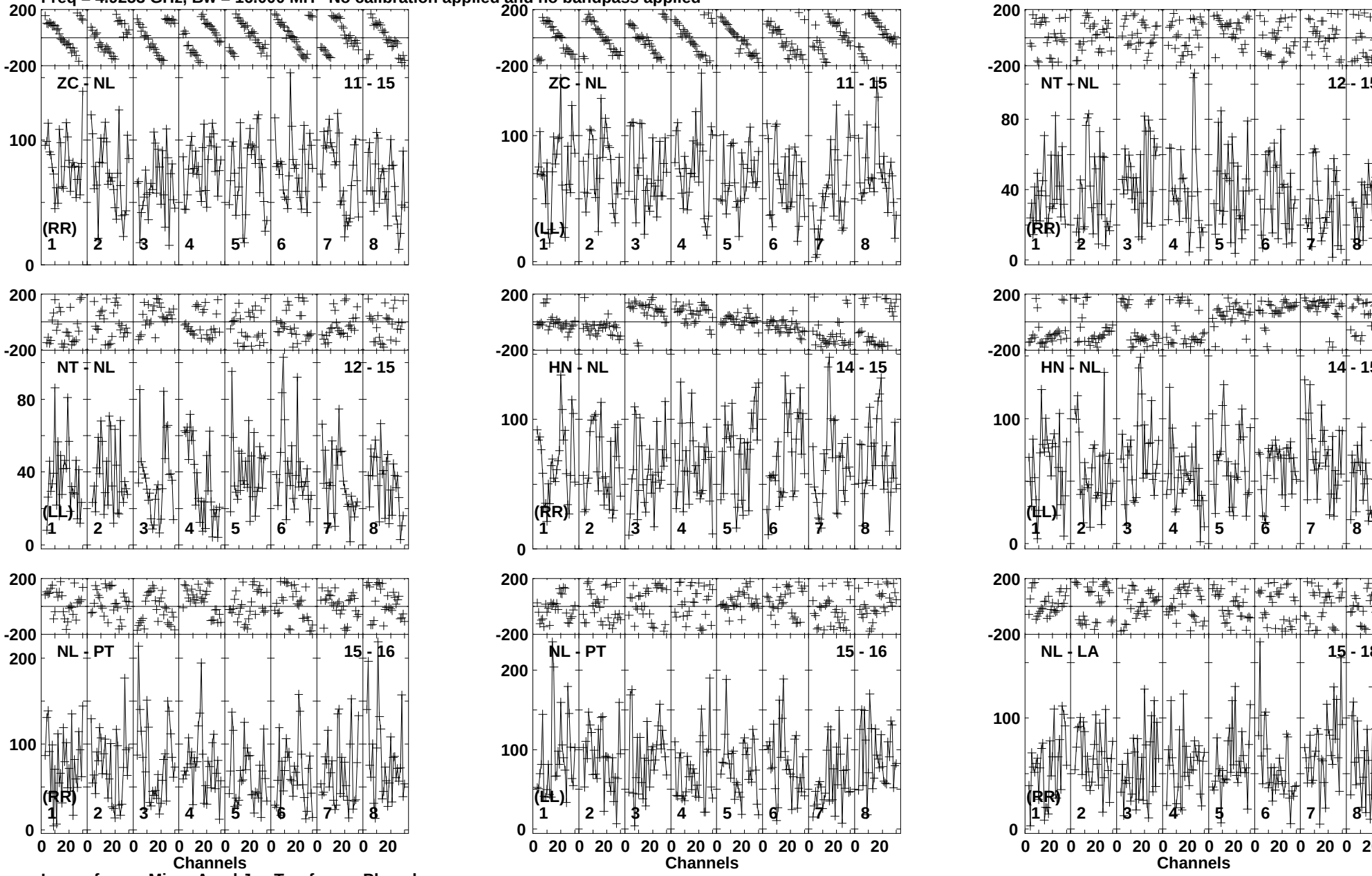

Lower frame: Micro Ampl Jy Top frame: Phas deg
Vector averaged cross-power spectrum Baseline: ZC (11) - NL (15)
Timerange: 00/15:45:46 to 00/16:00:14

Plot file version 86 created 02-APR-2015 17:57:46
1632-0033 GJ014.UVDATA.1
Freq = 4.9253 GHz, Bw = 16.000 MH No calibration applied and no bandpass applied

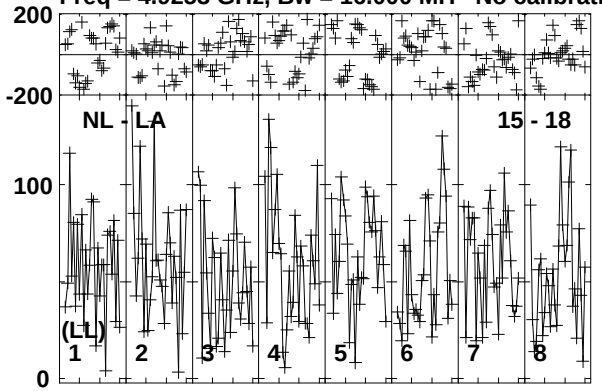

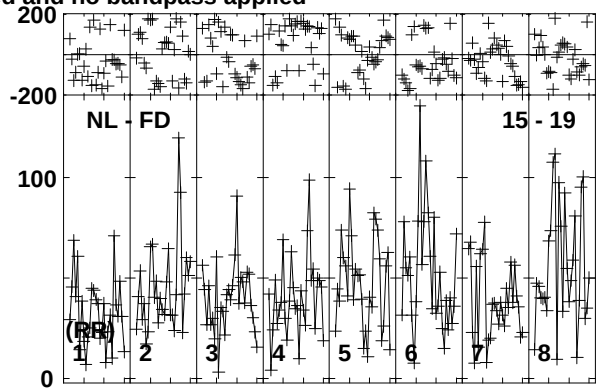

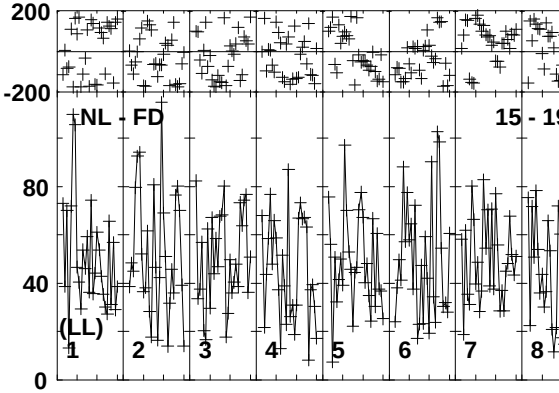

Lower frame: Micro Ampl Jy Top frame: Phas deg
Vector averaged cross-power spectrum Baseline: NL (15) - LA (18)
Timerange: 00/15:45:46 to 00/16:00:14

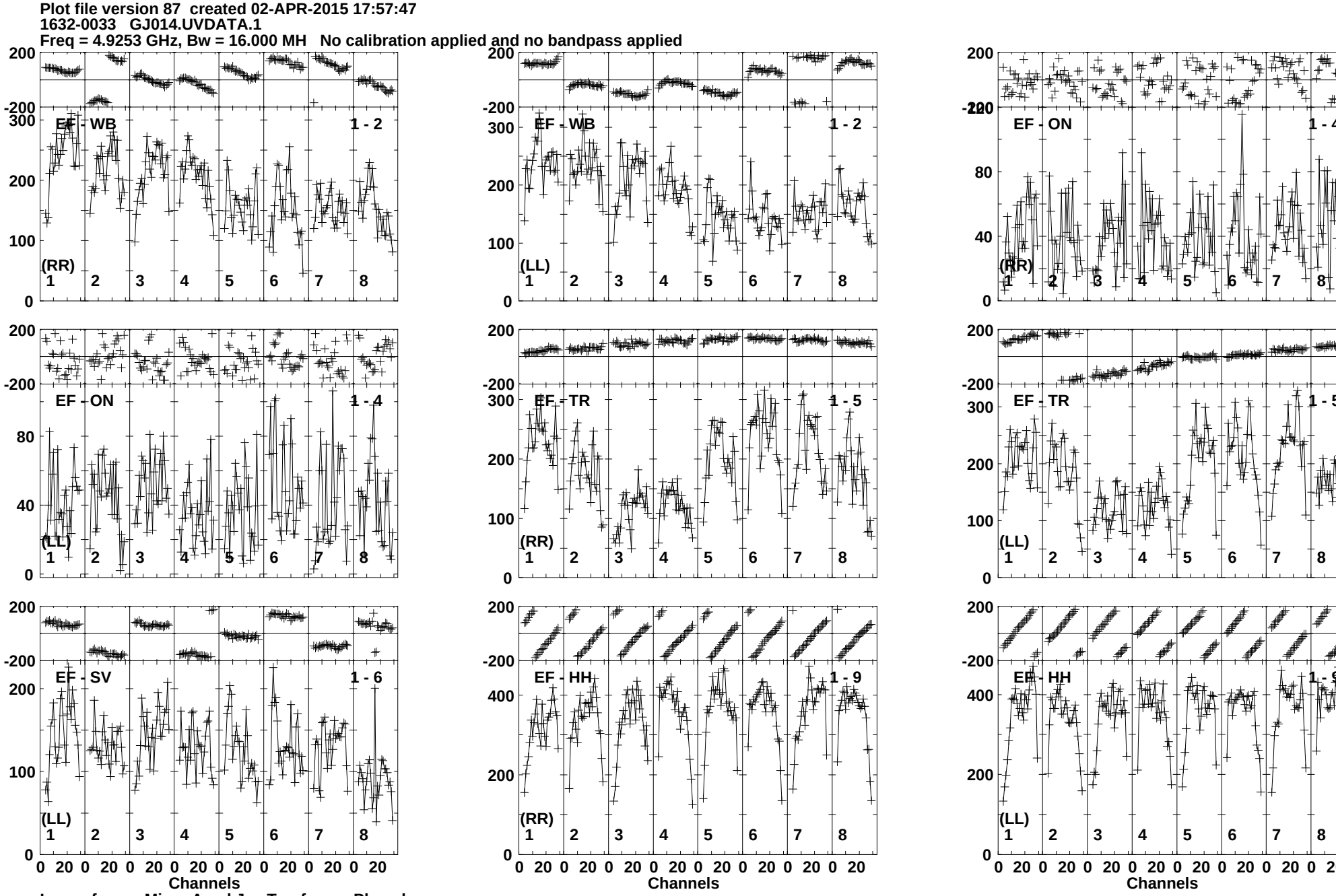
Plot file version 87 created 02-APR-2015 17:57:47
1632-0033 GJ014.UVDATA.1
Freq = 4.9253 GHz, Bw = 16.000 MH No calibration applied and no bandpass applied
EF - WB 1 - 2
(RR)
EF - WB 1 - 2
(LL)
EF - ON 1 - 4
(RR)
EF - ON 1 - 4
(LL)
EF - TR 1 - 5
(RR)
EF - TR 1 - 5
(LL)
EF - SV 1 - 6
(LL)
EF - HH 1 - 9
(RR)
EF - HH 1 - 9
(LL)
Channels
Lower frame: Micro Ampl Jy Top frame: Phas deg
Vector averaged cross-power spectrum Baseline: EF (01) - WB (02)
Timerange: 00/16:00:46 to 00/16:15:14

Plot file version 88 created 02-APR-2015 17:57:48
1632-0033 GJ014.UVDATA.1
Freq = 4.9253 GHz, Bw = 16.000 MH No calibration applied and no bandpass applied

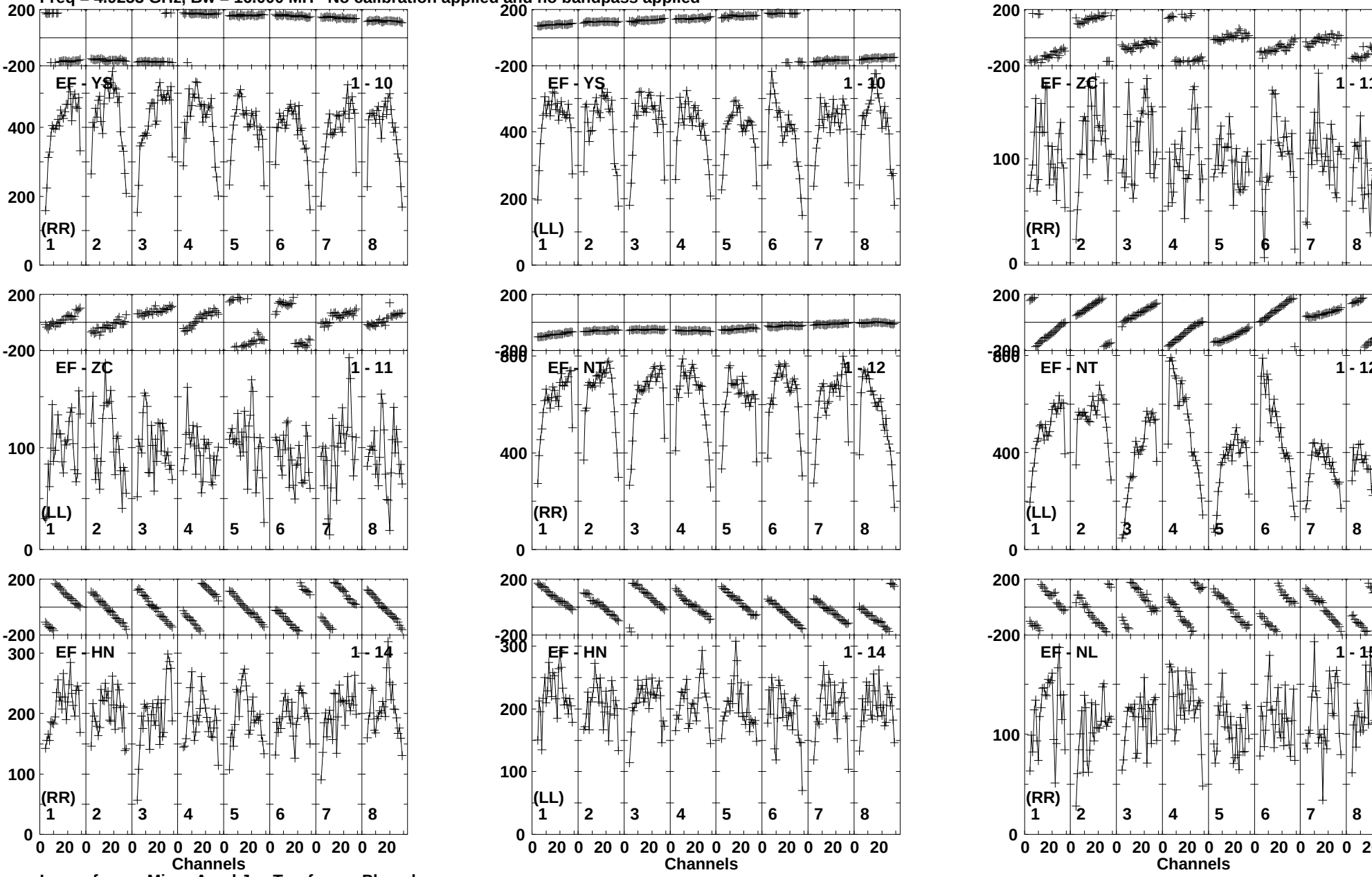

Lower frame: Micro Ampl Jy Top frame: Phas deg
Vector averaged cross-power spectrum Baseline: EF (01) - YS (10)
Timerange: 00/16:00:46 to 00/16:15:14



Lower frame: Micro Ampl Jy Top frame: Phas deg
Vector averaged cross-power spectrum Baseline: EF (01) - NL (15)
Timerange: 00/16:00:46 to 00/16:15:14

Plot file version 90 created 02-APR-2015 17:57:50
1632-0033 GJ014.UVDATA.1
Freq = 4.9253 GHz, Bw = 16.000 MH No calibration applied and no bandpass applied

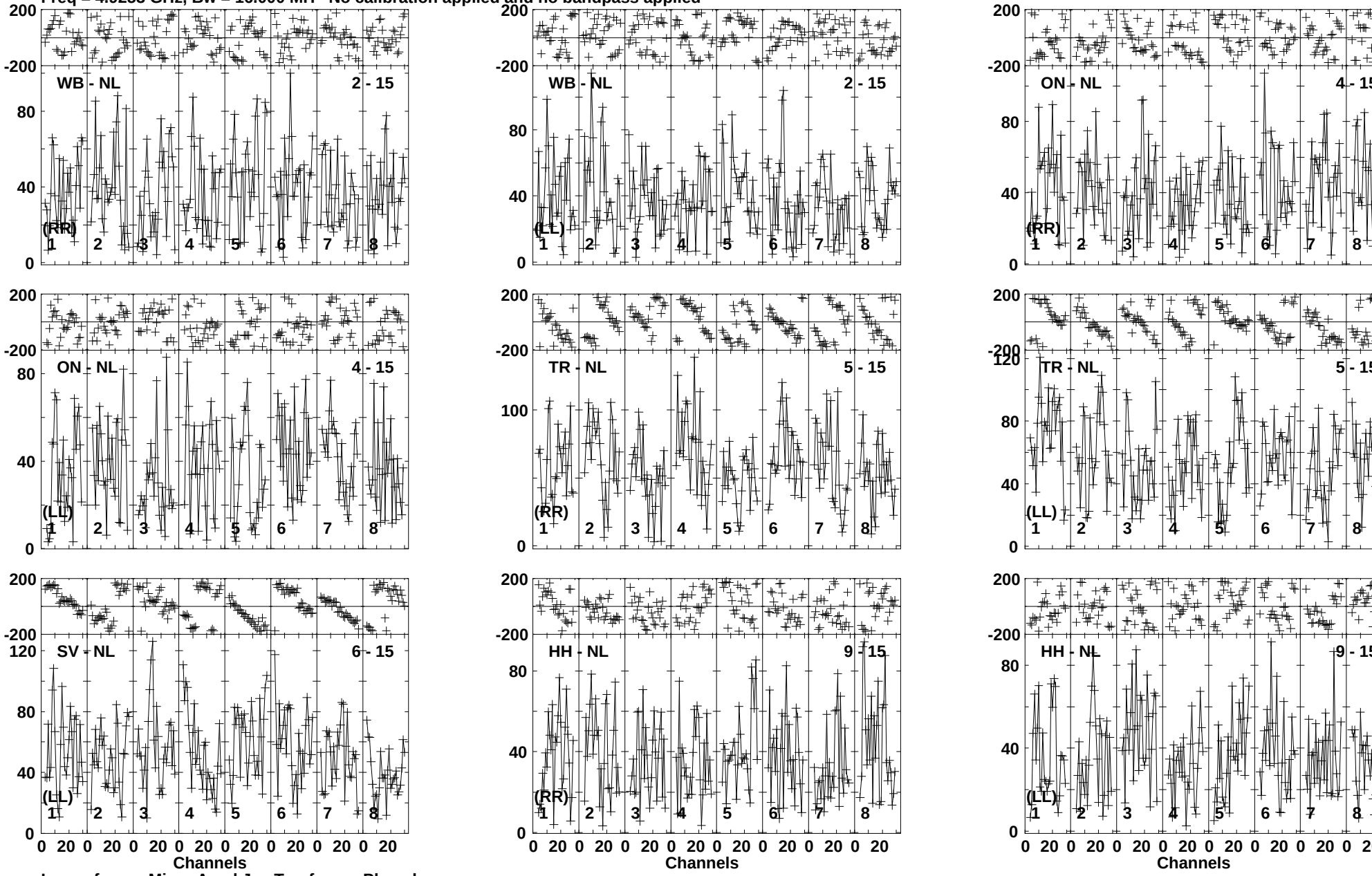

Lower frame: Micro Ampl Jy Top frame: Phas deg
Vector averaged cross-power spectrum Baseline: WB (02) - NL (15)
Timerange: 00/16:00:46 to 00/16:15:14


Plot file version 91 created 02-APR-2015 17:57:51
1632-0033 GJ014.UVDATA.1
Freq = 4.9253 GHz, Bw = 16.000 MH No calibration applied and no bandpass applied
YS - NL
10 - 15
(RR)
YS - NL
10 - 15
(LL)
ZC - NL
11 - 15
(RR)
ZC - NL
11 - 15
(LL)
NT - NL
12 - 15
(RR)
NT - NL
12 - 15
(LL)
HN - NL
14 - 15
(RR)
HN - NL
14 - 15
(LL)
NL - PT
15 - 16
(RR)
Channels
Channels
Channels
Lower frame: Micro Ampl Jy Top frame: Phas deg
Vector averaged cross-power spectrum Baseline: YS (10) - NL (15)
Timerange: 00/16:00:46 to 00/16:15:14

Plot file version 92 created 02-APR-2015 17:57:52
1632-0033 GJ014.UVDATA.1
Freq = 4.9253 GHz, Bw = 16.000 MH No calibration applied and no bandpass applied

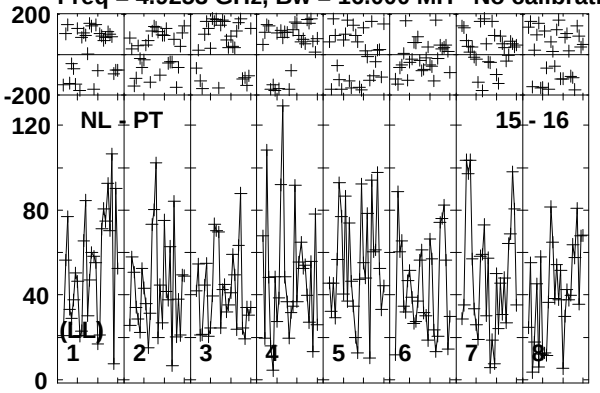

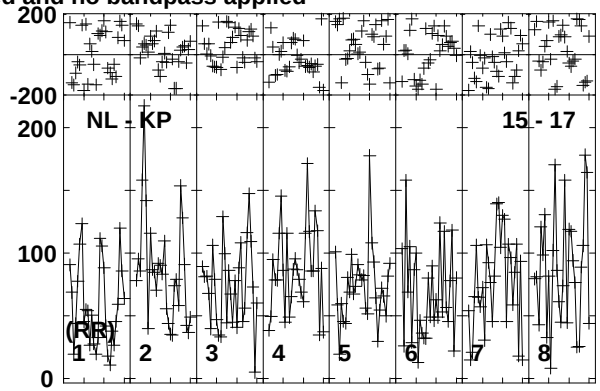

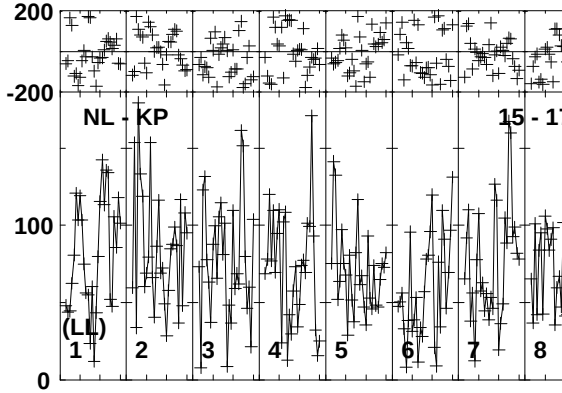

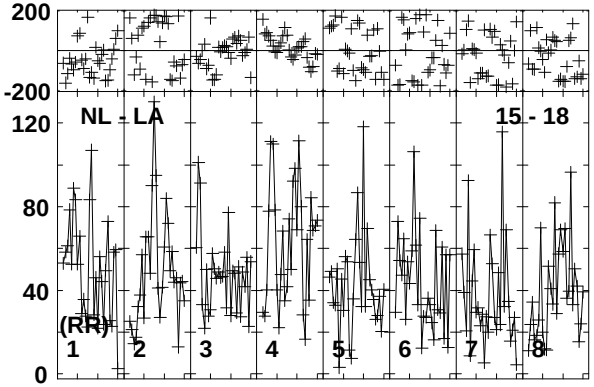

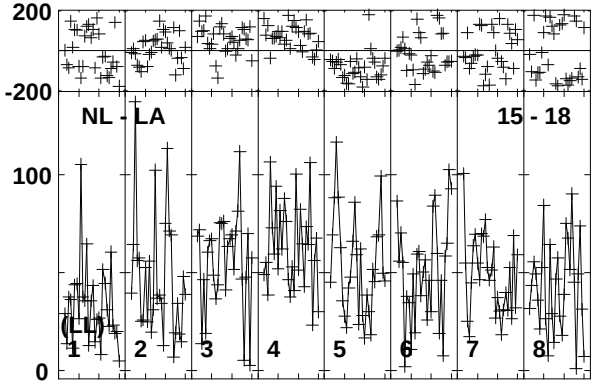

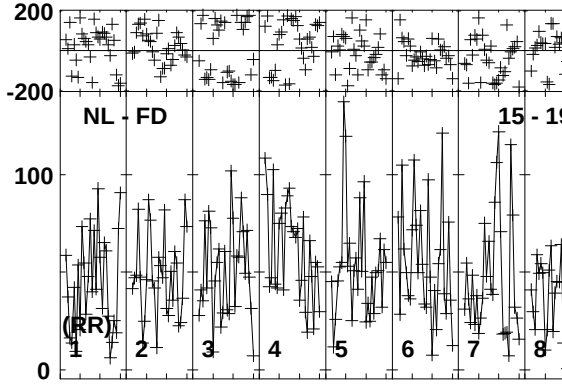

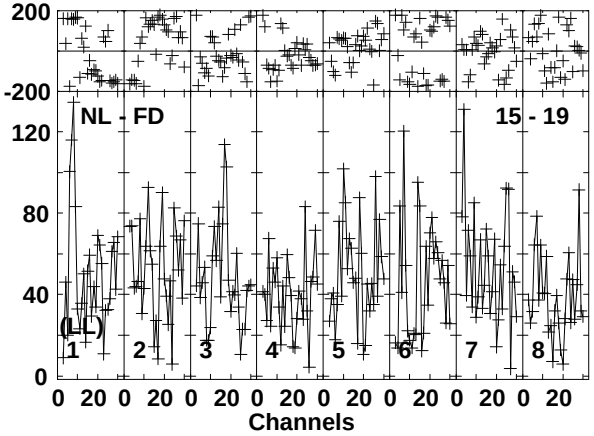

Lower frame: Micro Ampl Jy Top frame: Phas deg
Vector averaged cross-power spectrum Baseline: NL (15) - PT (16)
Timerange: 00/16:00:46 to 00/16:15:14

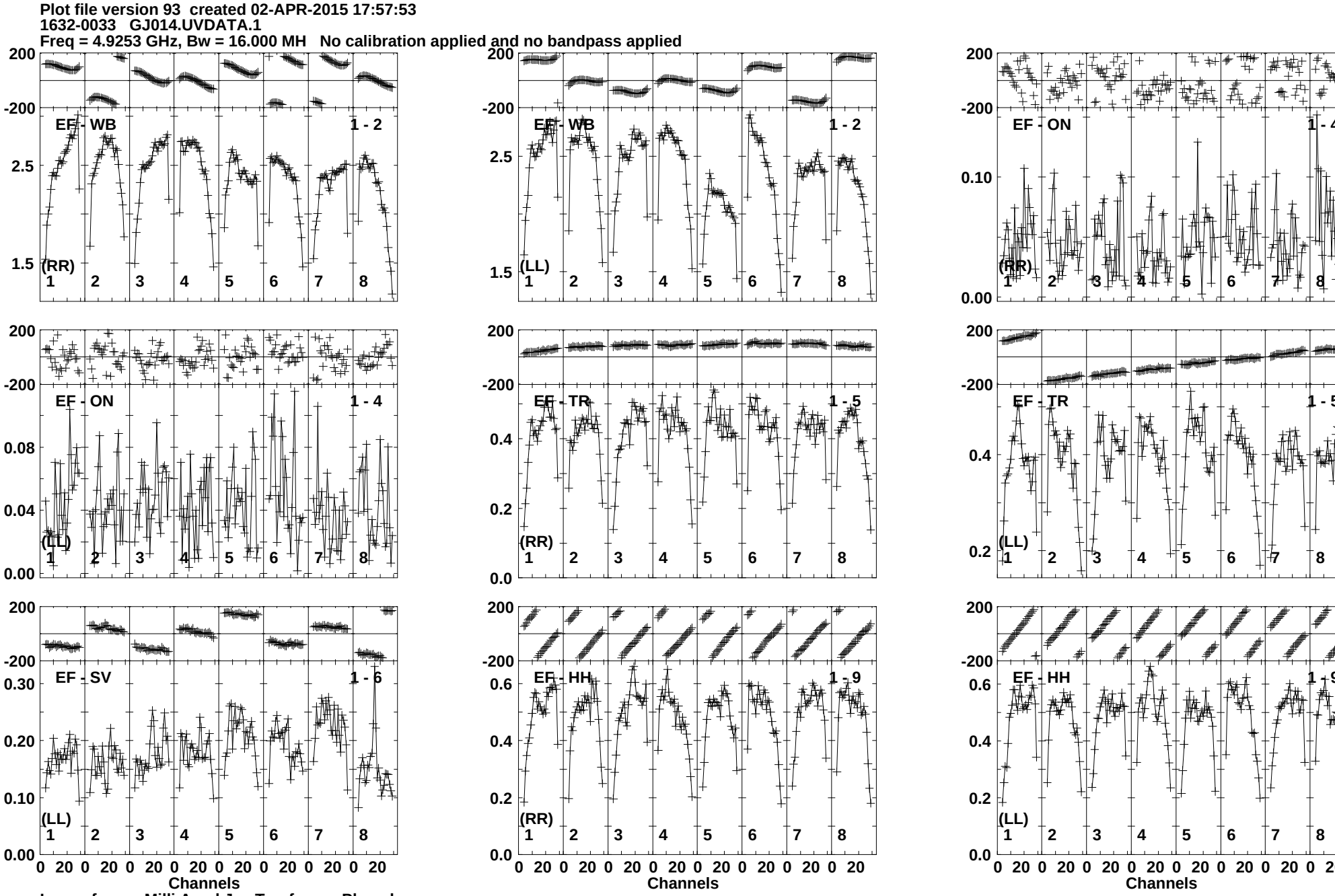
Plot file version 93 created 02-APR-2015 17:57:53
1632-0033 GJ014.UVDATA.1
Freq = 4.9253 GHz, Bw = 16.000 MH No calibration applied and no bandpass applied
EF - WB
1 - 2
(RR)
EF - WB
1 - 2
(LL)
EF - ON
1 - 4
(RR)
EF - ON
1 - 4
(LL)
EF - TR
1 - 5
(RR)
EF - TR
1 - 5
(LL)
EF - SV
1 - 6
(LL)
EF - HH
1 - 9
(RR)
EF - HH
1 - 9
(LL)
Channels
Channels
Channels
Lower frame: Milli Ampl Jy Top frame: Phas deg
Vector averaged cross-power spectrum Baseline: EF (01) - WB (02)
Timerange: 00/16:15:46 to 00/16:30:14

Plot file version 94 created 02-APR-2015 17:57:54
1632-0033 GJ014.UVDATA.1
Freq = 4.9253 GHz, Bw = 16.000 MH No calibration applied and no bandpass applied

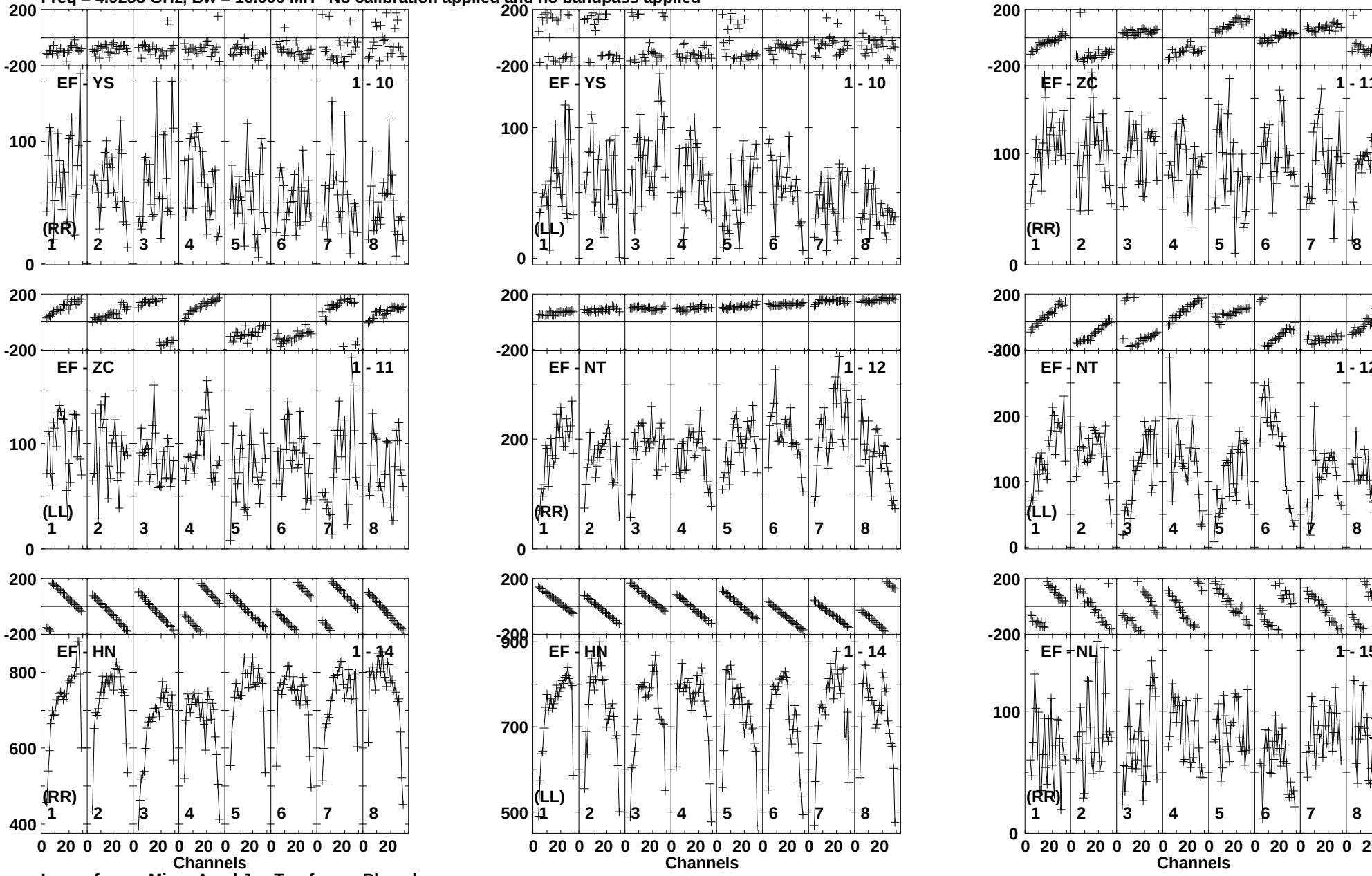

Lower frame: Micro Ampl Jy Top frame: Phas deg
Vector averaged cross-power spectrum Baseline: EF (01) - YS (10)
Timerange: 00/16:15:46 to 00/16:30:14

Plot file version 95 created 02-APR-2015 17:57:54
1632-0033 GJ014.UVDATA.1
Freq = 4.9253 GHz, Bw = 16.000 MH No calibration applied and no bandpass applied

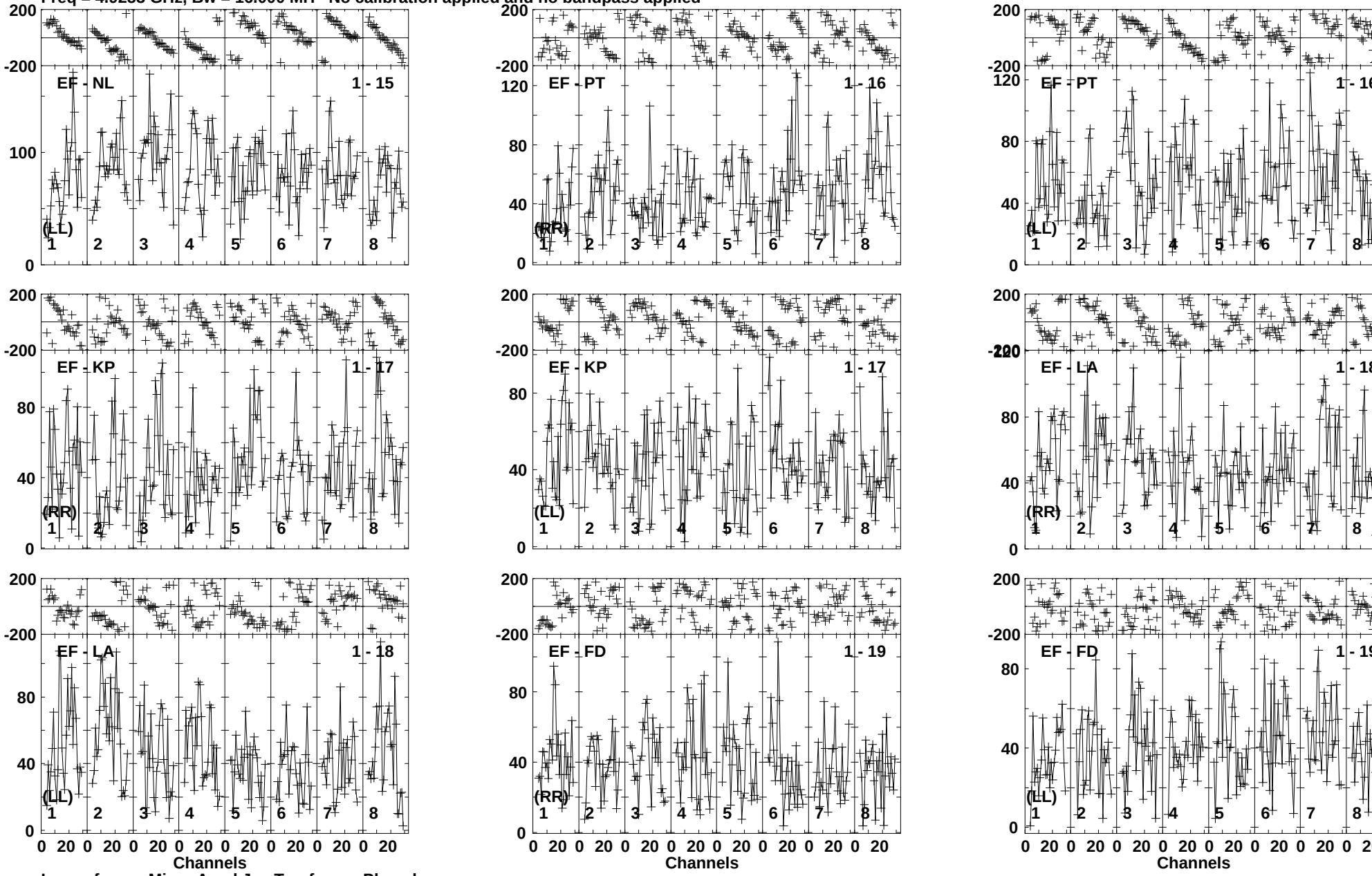

Lower frame: Micro Ampl Jy Top frame: Phas deg
Vector averaged cross-power spectrum Baseline: EF (01) - NL (15)
Timerange: 00/16:15:46 to 00/16:30:14

Plot file version 96 created 02-APR-2015 17:57:55
1632-0033 GJ014.UVDATA.1
Freq = 4.9253 GHz, Bw = 16.000 MH No calibration applied and no bandpass applied

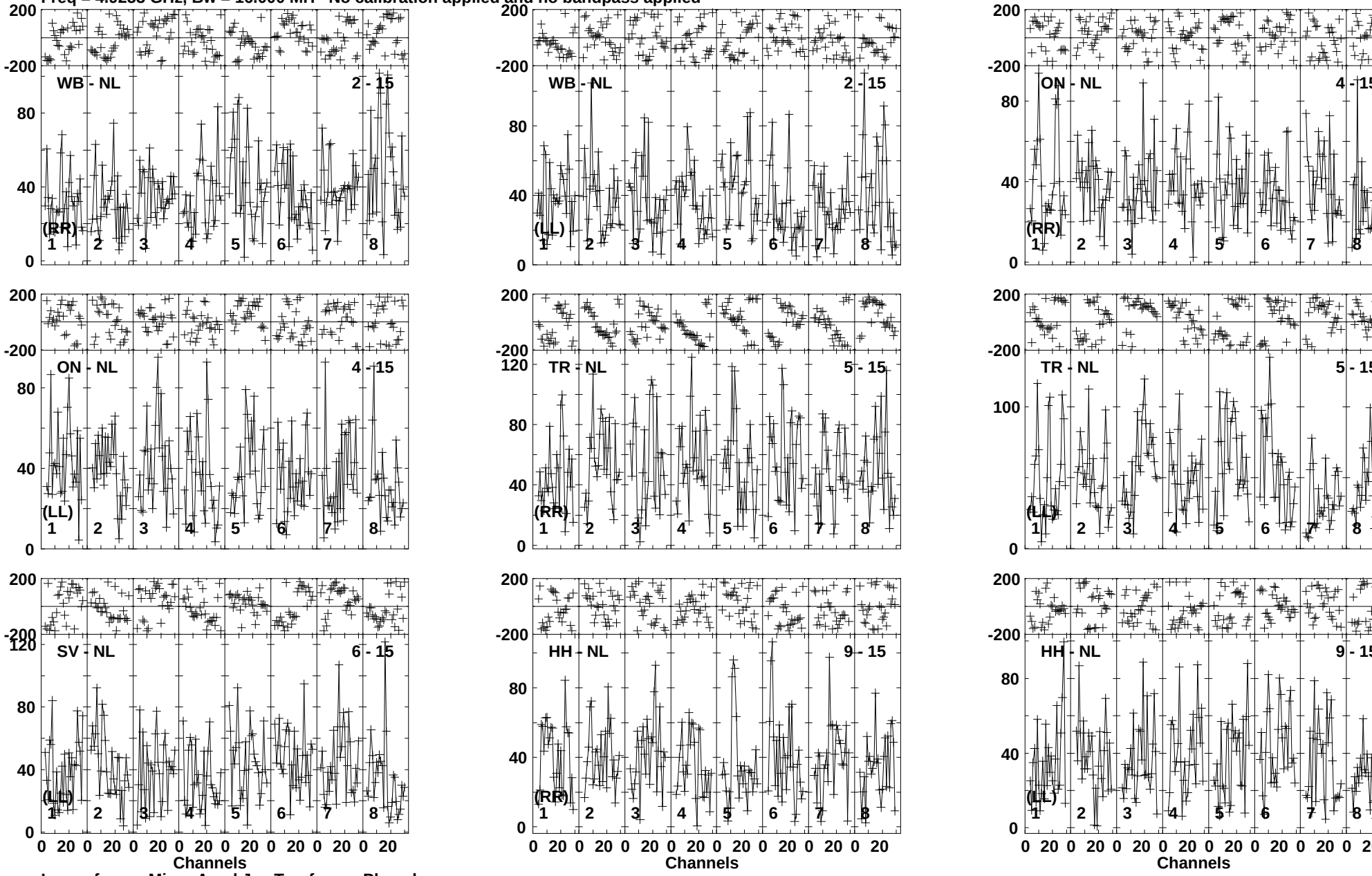

Lower frame: Micro Ampl Jy Top frame: Phas deg
Vector averaged cross-power spectrum Baseline: WB (02) - NL (15)
Timerange: 00/16:15:46 to 00/16:30:14

Plot file version 97 created 02-APR-2015 17:57:56
1632-0033 GJ014.UVDATA.1
Freq = 4.9253 GHz, Bw = 16.000 MH No calibration applied and no bandpass applied

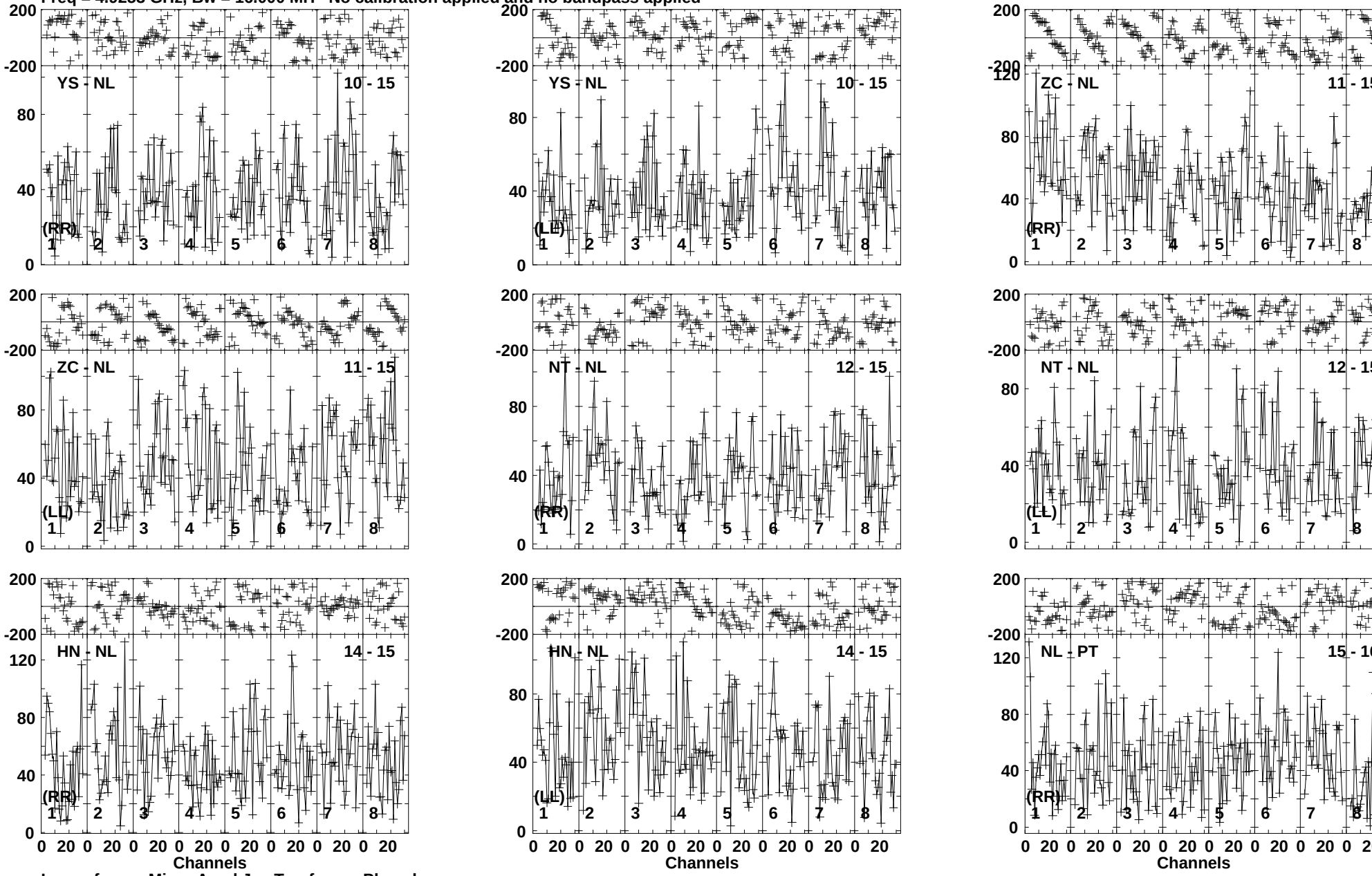

Lower frame: Micro Ampl Jy Top frame: Phas deg
Vector averaged cross-power spectrum Baseline: YS (10) - NL (15)
Timerange: 00/16:15:46 to 00/16:30:14


Plot file version 98 created 02-APR-2015 17:57:57
1632-0033 GJ014.UVDATA.1
Freq = 4.9253 GHz, Bw = 16.000 MH No calibration applied and no bandpass applied
NL - PT
15 - 16
(LL)
NL - KP
15 - 17
(RR)
NL - KP
15 - 17
(LL)
NL - LA
15 - 18
(RR)
NL - LA
15 - 18
(LL)
NL - FD
15 - 19
(RR)
NL - FD
15 - 19
(LL)
Channels
Lower frame: Micro Ampl Jy Top frame: Phas deg
Vector averaged cross-power spectrum Baseline: NL (15) - PT (16)
Timerange: 00/16:15:46 to 00/16:30:14

Plot file version 99 created 02-APR-2015 17:57:58
1632-0033 GJ014.UVDATA.1
Freq = 4.9253 GHz, Bw = 16.000 MH No calibration applied and no bandpass applied

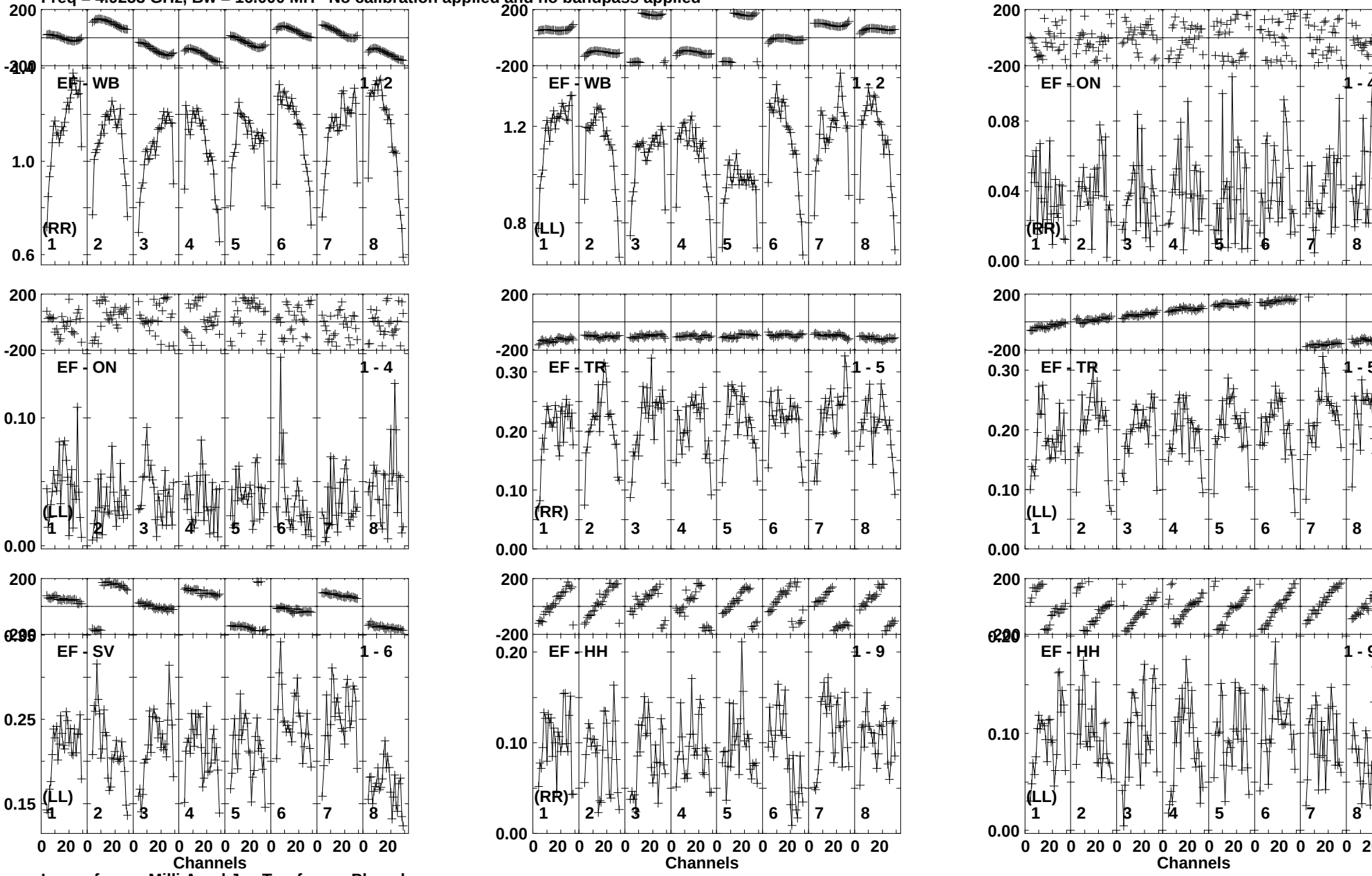

Lower frame: Milli Ampl Jy Top frame: Phas deg
Vector averaged cross-power spectrum Baseline: EF (01) - WB (02)
Timerange: 00/16:30:46 to 00/16:45:14

Plot file version 100 created 02-APR-2015 17:57:59
1632-0033 GJ014.UVDATA.1
Freq = 4.9253 GHz, Bw = 16.000 MH No calibration applied and no bandpass applied



Lower frame: Micro Ampl Jy Top frame: Phas deg
Vector averaged cross-power spectrum Baseline: EF (01) - YS (10)
Timerange: 00/16:30:46 to 00/16:45:14

Plot file version 101 created 02-APR-2015 17:58:00
1632-0033 GJ014.UVDATA.1
Freq = 4.9253 GHz, Bw = 16.000 MH No calibration applied and no bandpass applied



Lower frame: Micro Ampl Jy Top frame: Phas deg
Vector averaged cross-power spectrum Baseline: EF (01) - NL (15)
Timerange: 00/16:30:46 to 00/16:45:14

Plot file version 102 created 02-APR-2015 17:58:01
1632-0033 GJ014.UVDATA.1
Freq = 4.9253 GHz, Bw = 16.000 MH No calibration applied and no bandpass applied

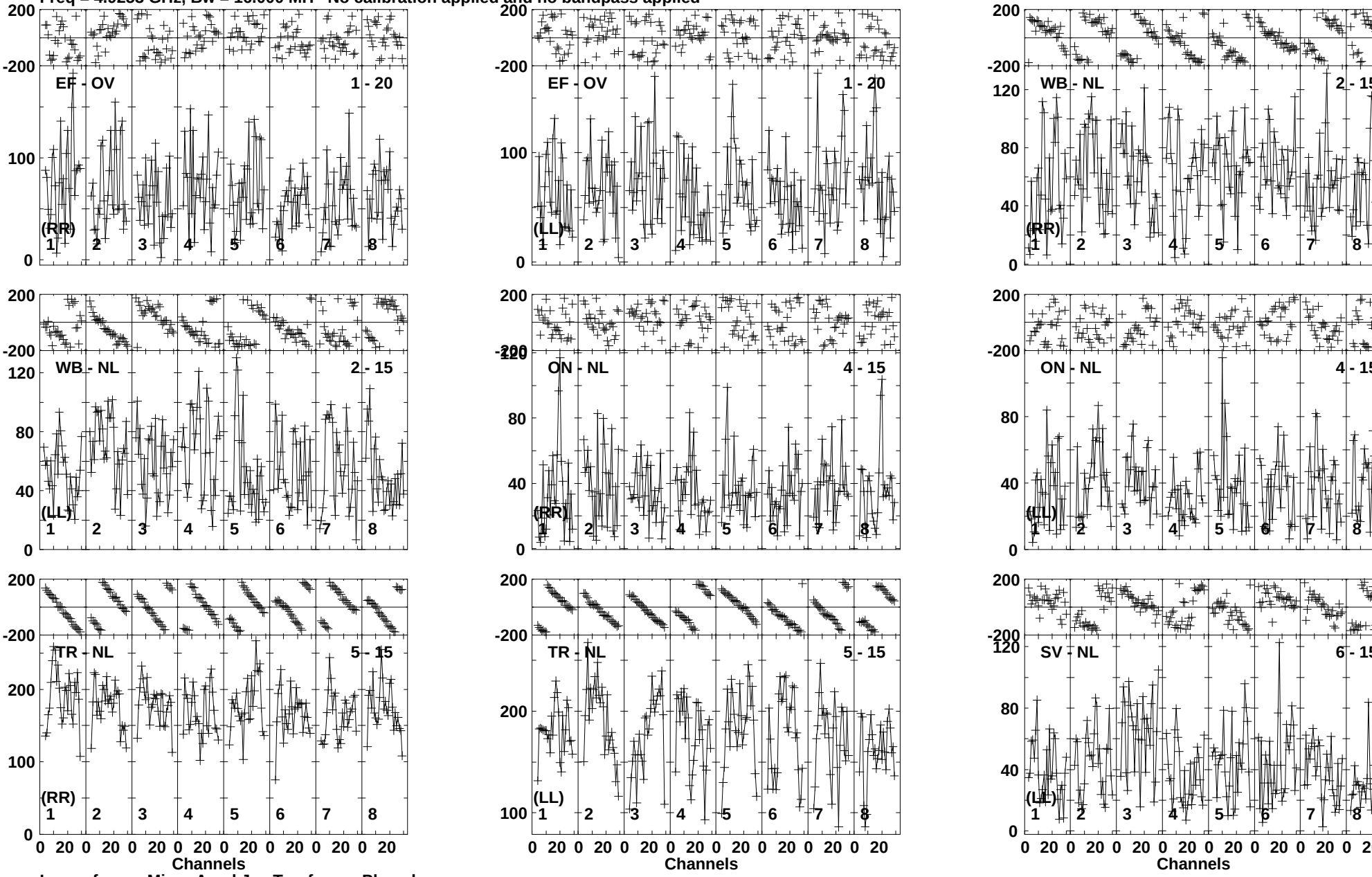

Lower frame: Micro Ampl Jy Top frame: Phas deg
Vector averaged cross-power spectrum Baseline: EF (01) - OV (20)
Timerange: 00/16:30:46 to 00/16:45:14

Plot file version 103 created 02-APR-2015 17:58:02
1632-0033 GJ014.UVDATA.1
Freq = 4.9253 GHz, Bw = 16.000 MH No calibration applied and no bandpass applied

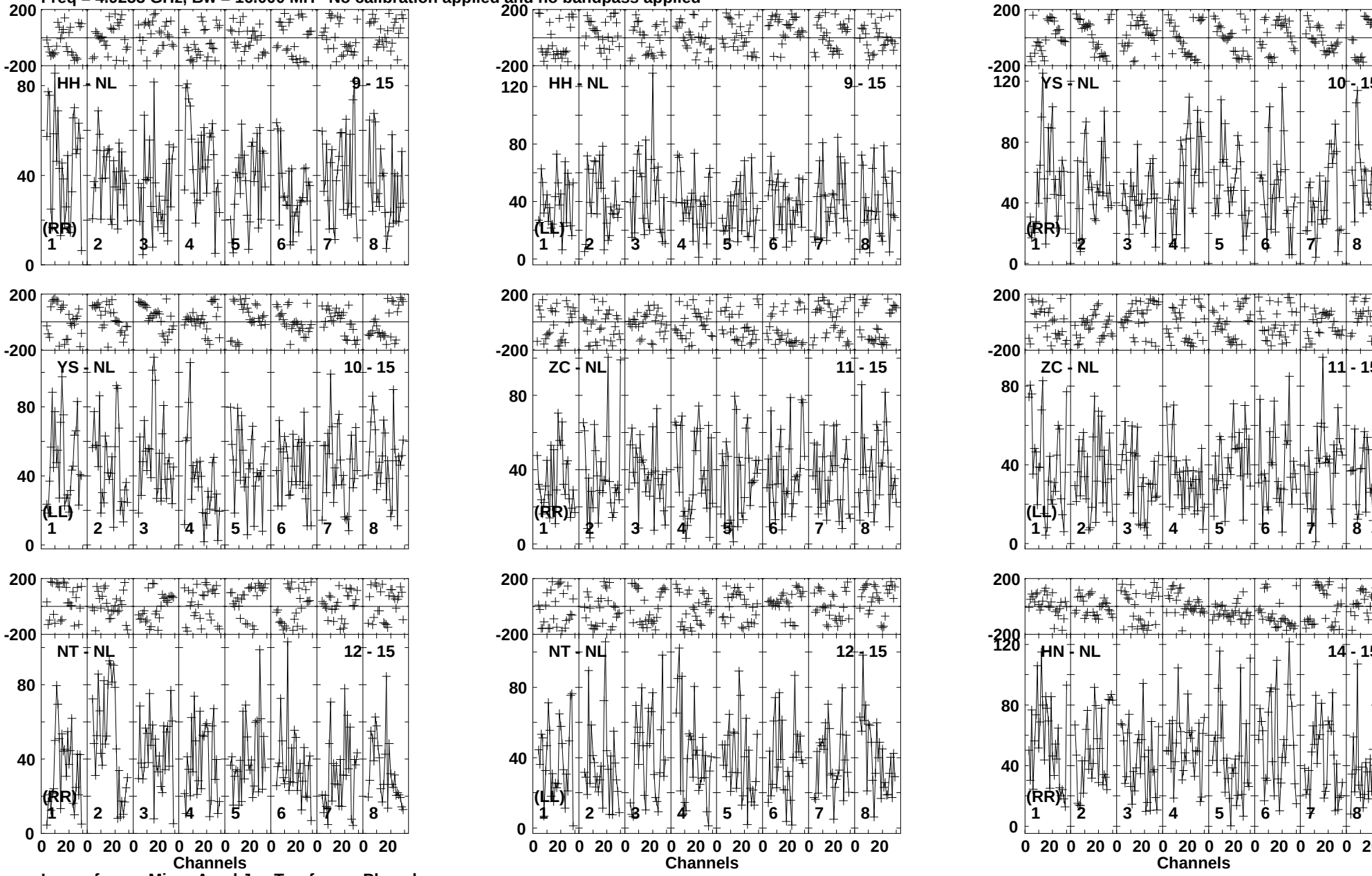

Lower frame: Micro Ampl Jy Top frame: Phas deg
Vector averaged cross-power spectrum Baseline: HH (09) - NL (15)
Timerange: 00/16:30:46 to 00/16:45:14

Plot file version 104 created 02-APR-2015 17:58:03
1632-0033 GJ014.UVDATA.1
Freq = 4.9253 GHz, Bw = 16.000 MH No calibration applied and no bandpass applied

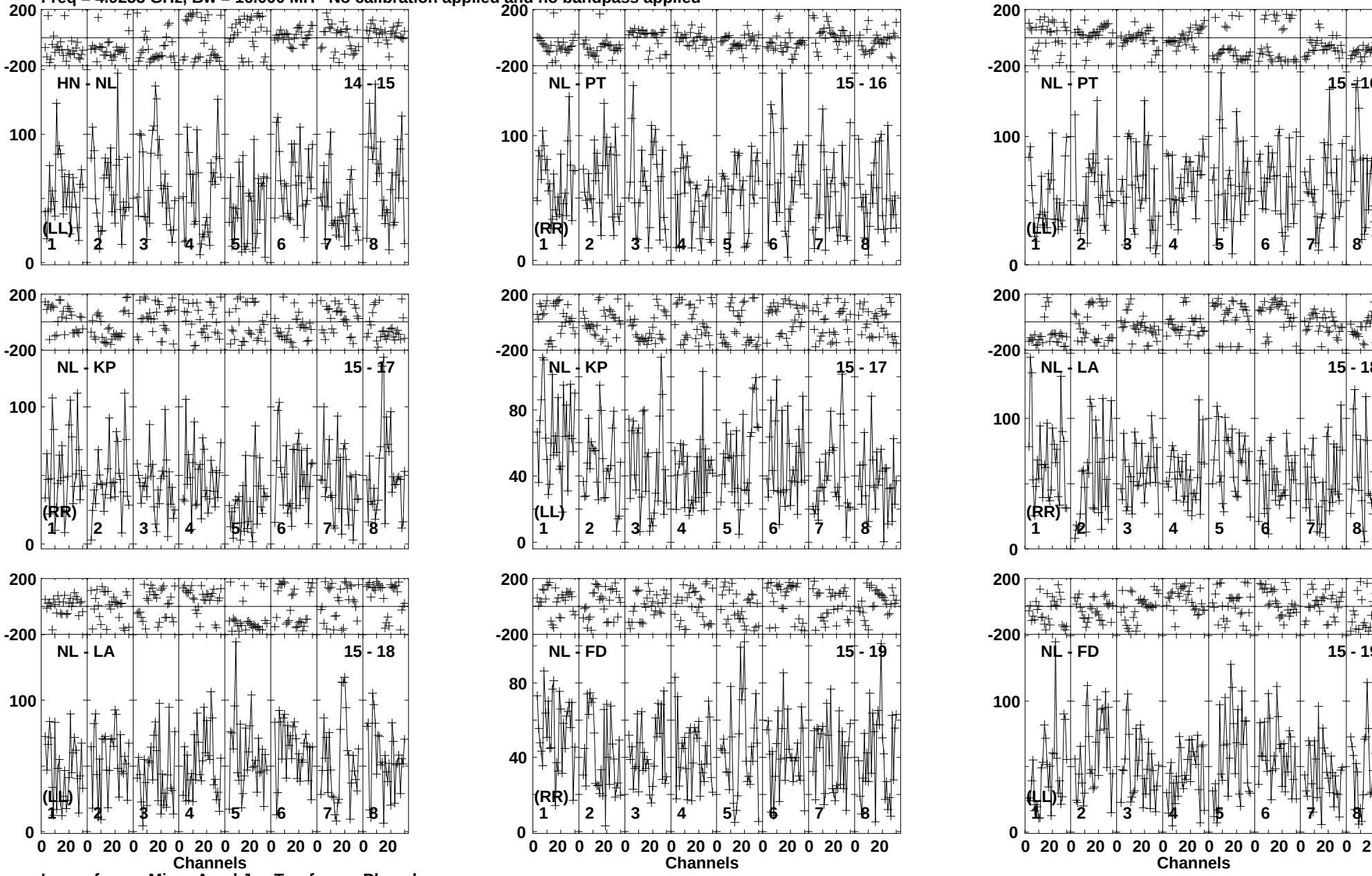

Lower frame: Micro Ampl Jy Top frame: Phas deg
Vector averaged cross-power spectrum Baseline: HN (14) - NL (15)
Timerange: 00/16:30:46 to 00/16:45:14

Plot file version 105 created 02-APR-2015 17:58:04
1632-0033 GJ014.UVDATA.1
Freq = 4.9253 GHz, Bw = 16.000 MH No calibration applied and no bandpass applied

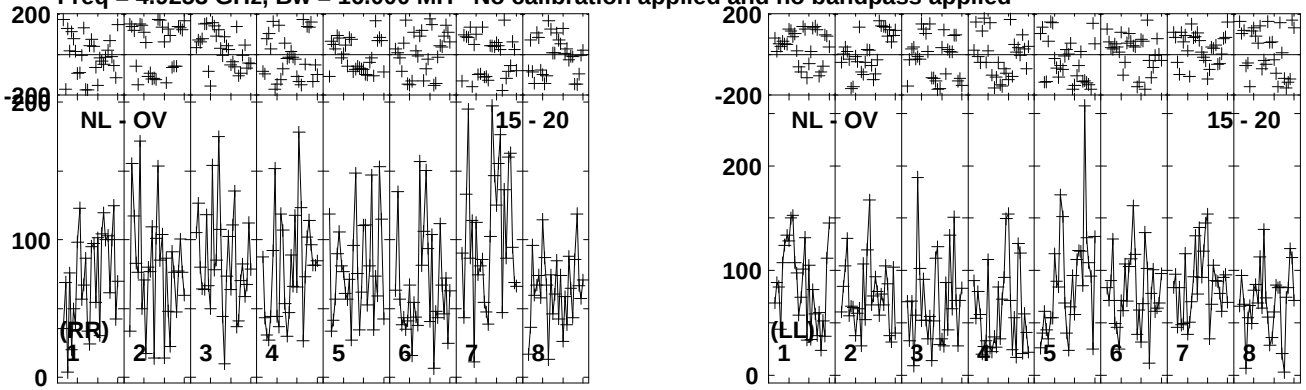

Lower frame: Micro Ampl Jy Top frame: Phas deg
Vector averaged cross-power spectrum Baseline: NL (15) - OV (20)
Timerange: 00/16:30:46 to 00/16:45:14

Plot file version 106 created 02-APR-2015 17:58:07
1632-0033 GJ014.UVDATA.1
Freq = 4.9253 GHz, Bw = 16.000 MH No calibration applied and no bandpass applied

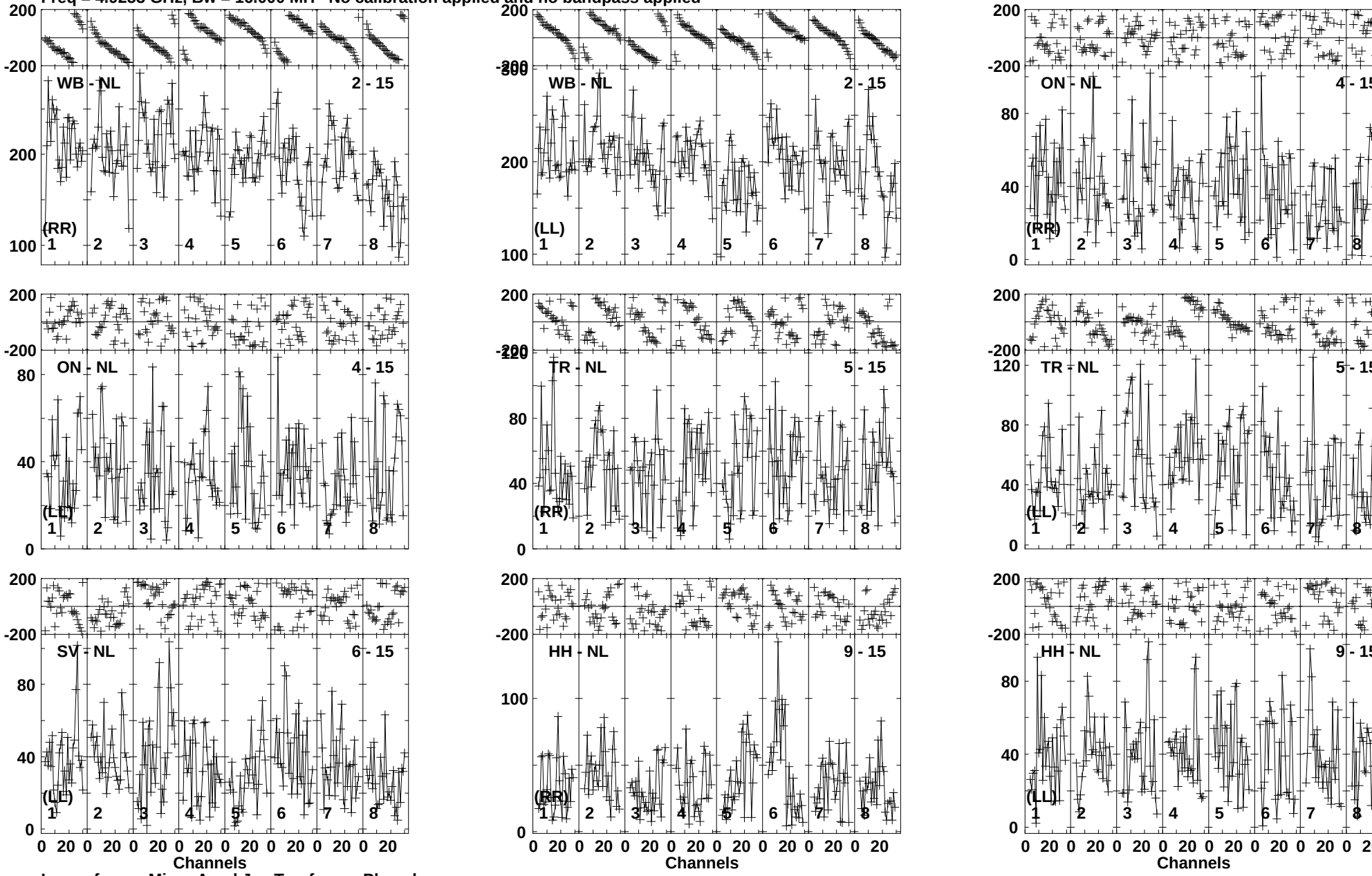

Lower frame: Micro Ampl Jy Top frame: Phas deg
Vector averaged cross-power spectrum Baseline: WB (02) - NL (15)
Timerange: 00/16:45:46 to 00/17:00:14

Plot file version 107 created 02-APR-2015 17:58:09
1632-0033 GJ014.UVDATA.1
Freq = 4.9253 GHz, Bw = 16.000 MH No calibration applied and no bandpass applied

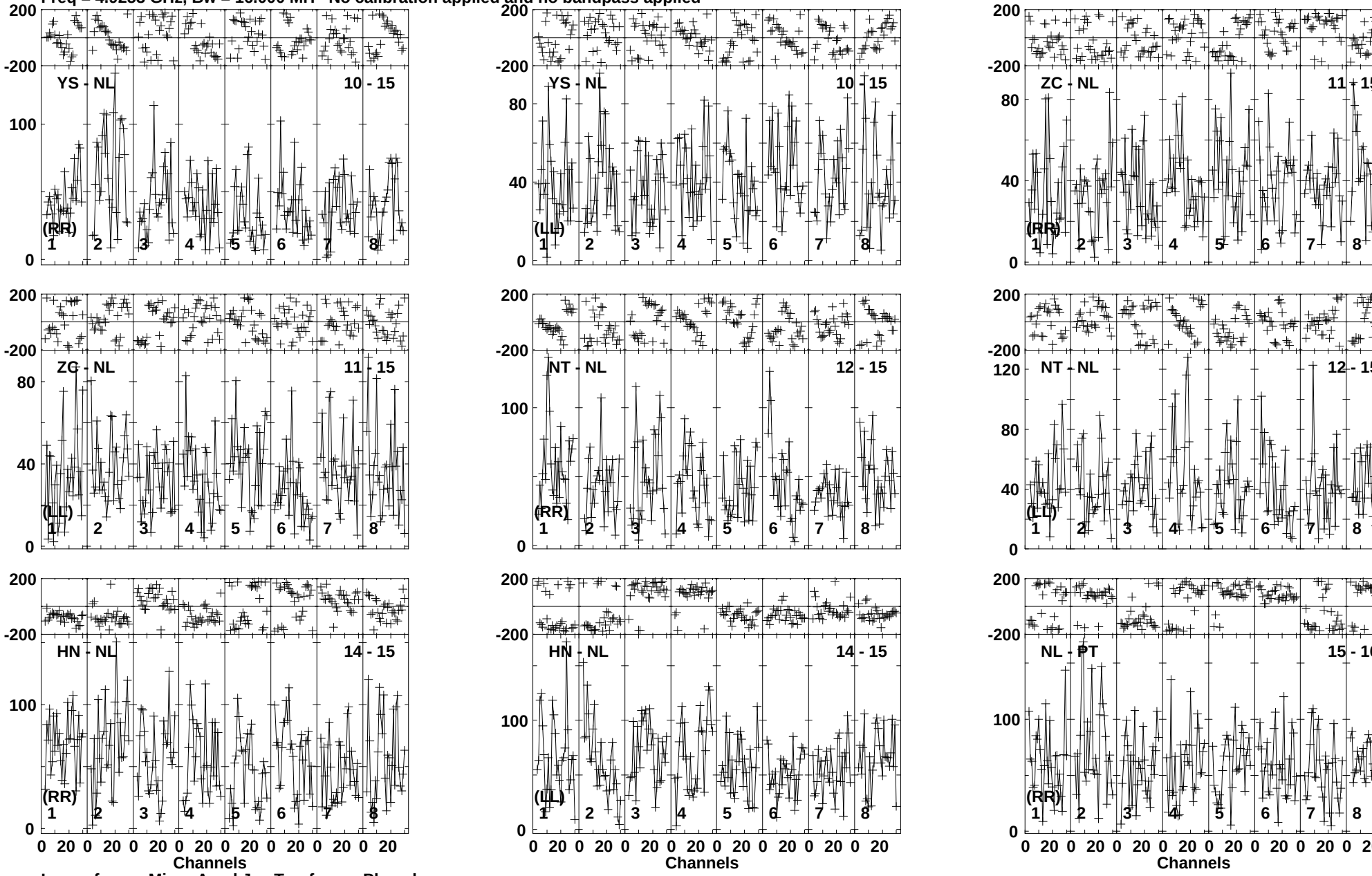

Lower frame: Micro Ampl Jy Top frame: Phas deg
Vector averaged cross-power spectrum Baseline: YS (10) - NL (15)
Timerange: 00/16:45:46 to 00/17:00:14

Plot file version 108 created 02-APR-2015 17:58:09
1632-0033 GJ014.UVDATA.1
Freq = 4.9253 GHz, Bw = 16.000 MH No calibration applied and no bandpass applied

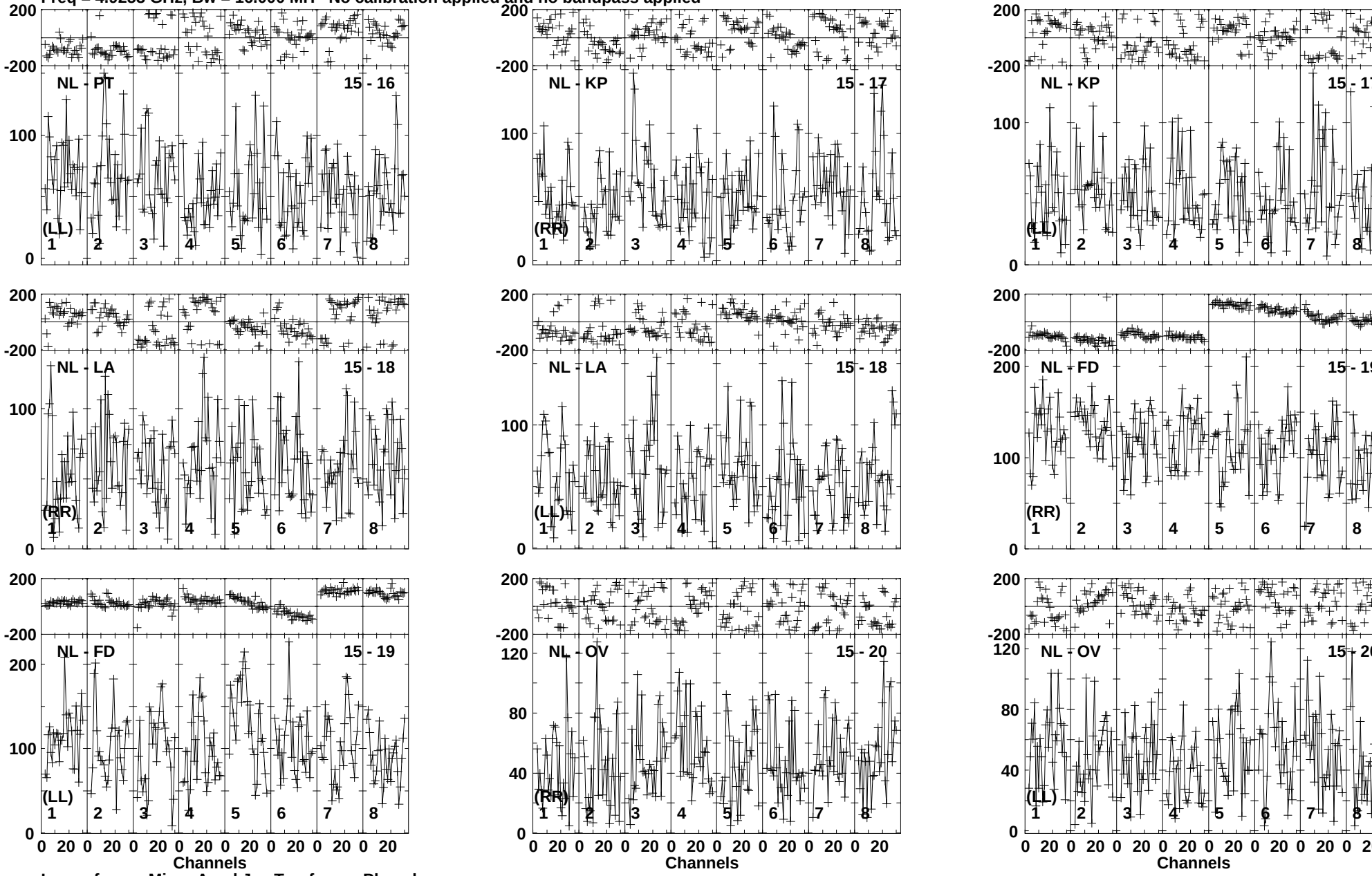

Lower frame: Micro Ampl Jy Top frame: Phas deg
Vector averaged cross-power spectrum Baseline: NL (15) - PT (16)
Timerange: 00/16:45:46 to 00/17:00:14

Plot file version 109 created 02-APR-2015 17:58:13
1632-0033 GJ014.UVDATA.1
Freq = 4.9253 GHz, Bw = 16.000 MH No calibration applied and no bandpass applied

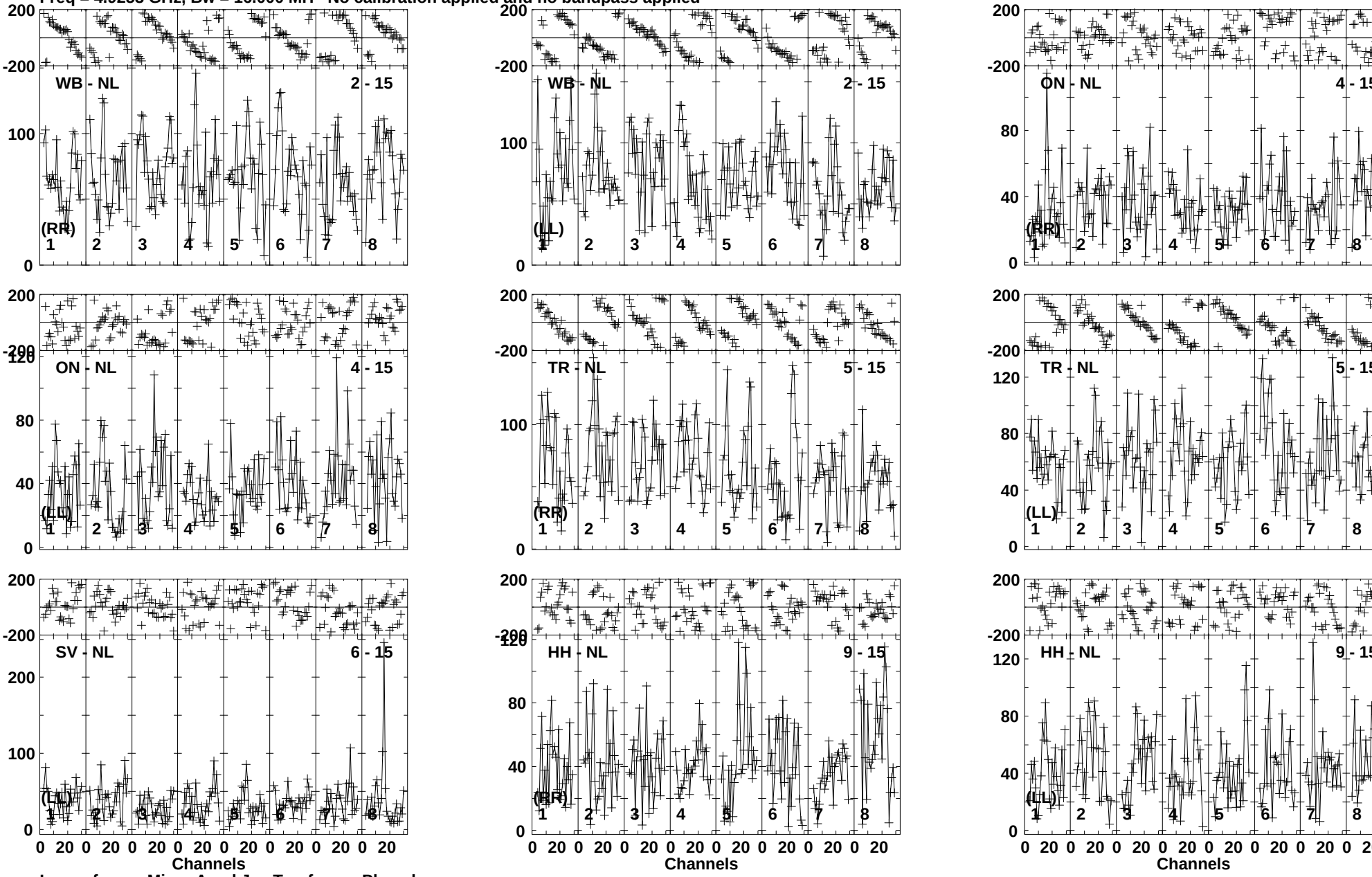

Lower frame: Micro Ampl Jy Top frame: Phas deg
Vector averaged cross-power spectrum Baseline: WB (02) - NL (15)
Timerange: 00/17:00:46 to 00/17:15:14

Plot file version 110 created 02-APR-2015 17:58:14
1632-0033 GJ014.UVDATA.1
Freq = 4.9253 GHz, Bw = 16.000 MH No calibration applied and no bandpass applied

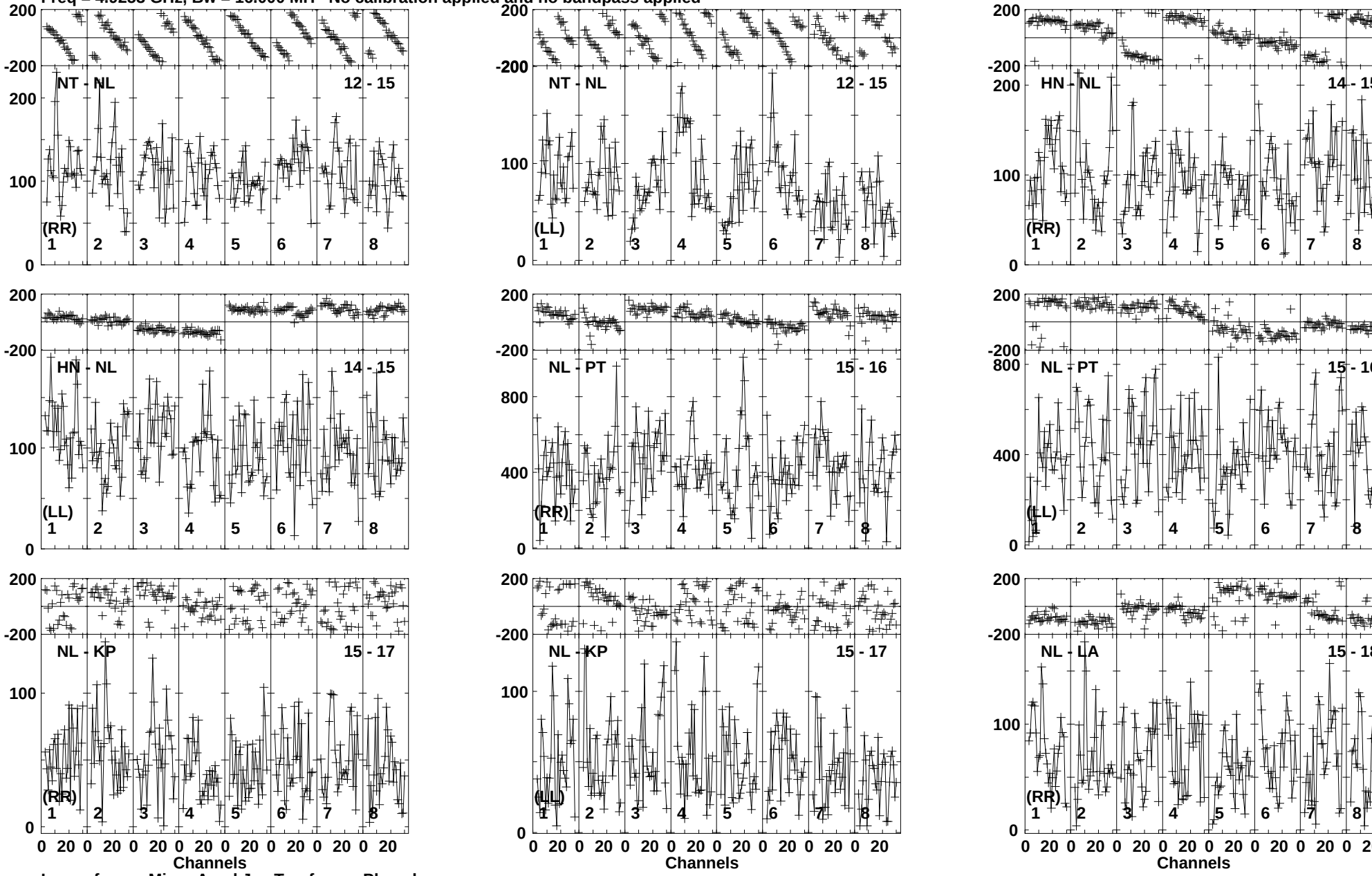

Lower frame: Micro Ampl Jy Top frame: Phas deg
Vector averaged cross-power spectrum Baseline: NT (12) - NL (15)
Timerange: 00/17:00:46 to 00/17:15:14

Plot file version 111 created 02-APR-2015 17:58:15
1632-0033 GJ014.UVDATA.1
Freq = 4.9253 GHz, Bw = 16.000 MH No calibration applied and no bandpass applied

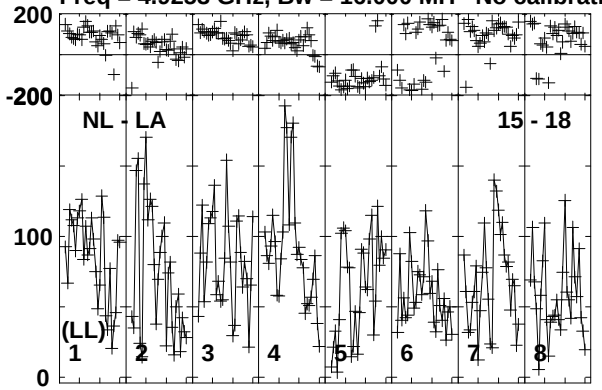

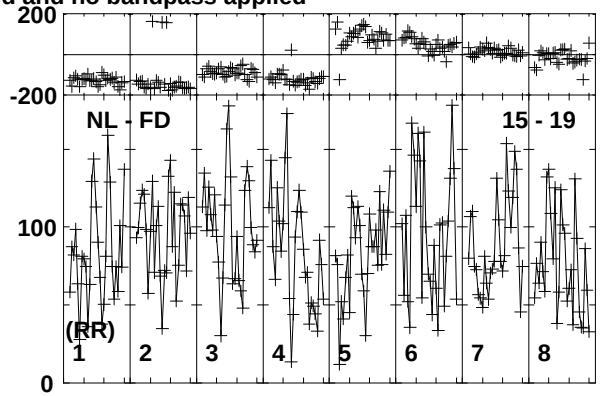

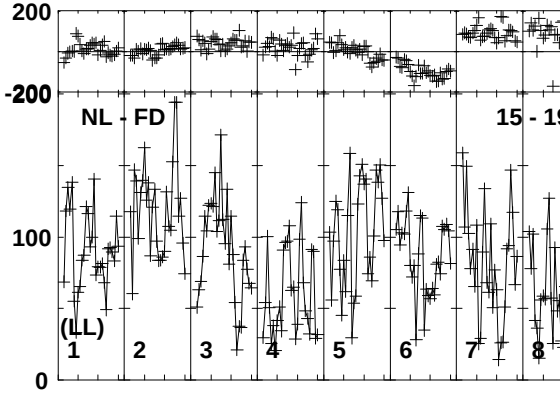

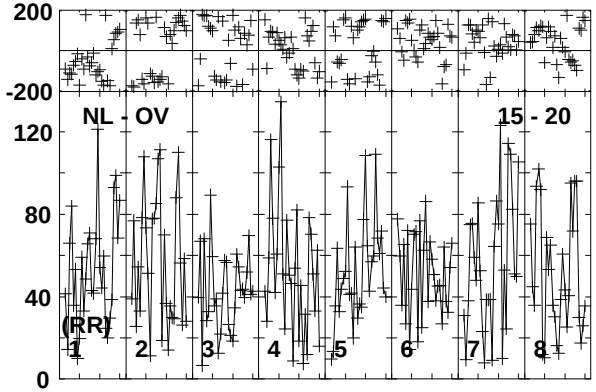

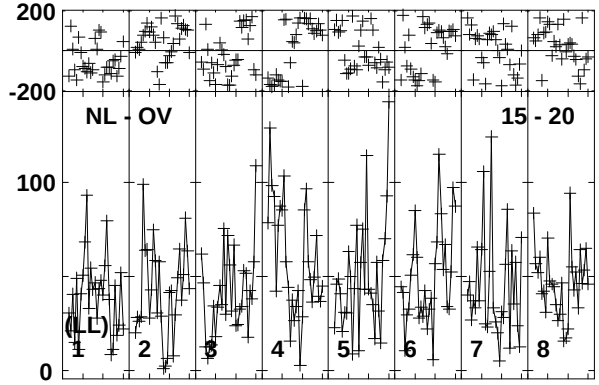

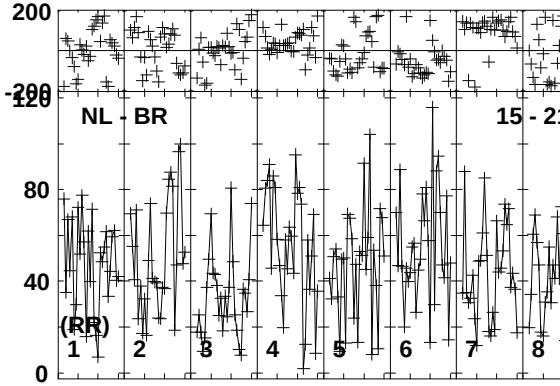

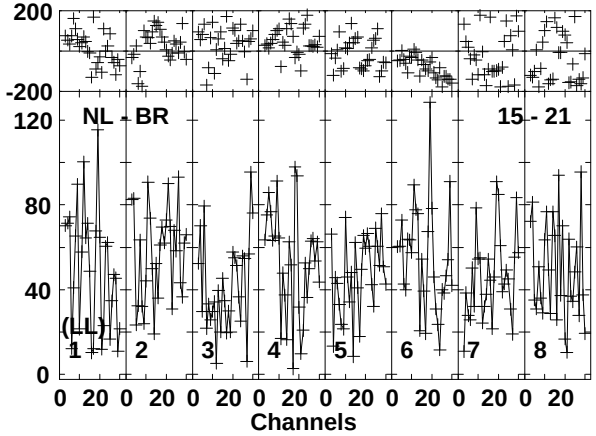

Lower frame: Micro Ampl Jy Top frame: Phas deg
Vector averaged cross-power spectrum Baseline: NL (15) - LA (18)
Timerange: 00/17:00:46 to 00/17:15:14


Plot file version 112 created 02-APR-2015 17:58:19
1632-0033 GJ014.UVDATA.1
Freq = 4.9253 GHz, Bw = 16.000 MH No calibration applied and no bandpass applied
WB - NL
2 - 15
(RR)
WB - NL
2 - 15
(LL)
ON - NL
4 - 15
(RR)
ON - NL
4 - 15
(LL)
TR - NL
5 - 15
(RR)
TR - NL
5 - 15
(LL)
HH - NL
9 - 15
(RR)
HH - NL
9 - 15
(LL)
YS - NL
10 - 15
(RR)
Channels
Channels
Channels
Lower frame: Micro Ampl Jy Top frame: Phas deg
Vector averaged cross-power spectrum Baseline: WB (02) - NL (15)
Timerange: 00/17:15:46 to 00/17:30:14

Plot file version 113 created 02-APR-2015 17:58:20
1632-0033 GJ014.UVDATA.1
Freq = 4.9253 GHz, Bw = 16.000 MH No calibration applied and no bandpass applied

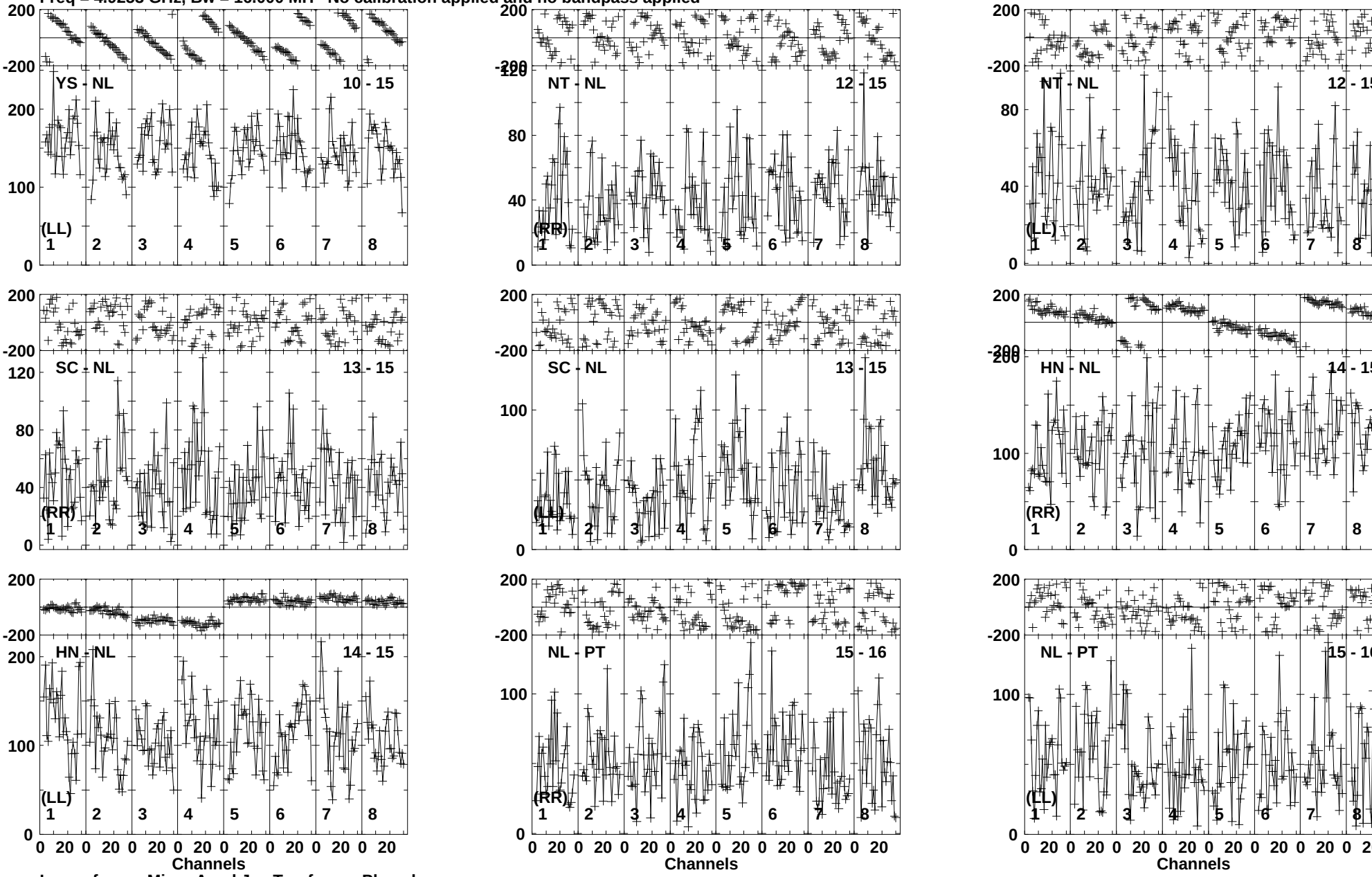

Lower frame: Micro Ampl Jy Top frame: Phas deg
Vector averaged cross-power spectrum Baseline: YS (10) - NL (15)
Timerange: 00/17:15:46 to 00/17:30:14

Plot file version 114 created 02-APR-2015 17:58:21
1632-0033 GJ014.UVDATA.1
Freq = 4.9253 GHz, Bw = 16.000 MH No calibration applied and no bandpass applied

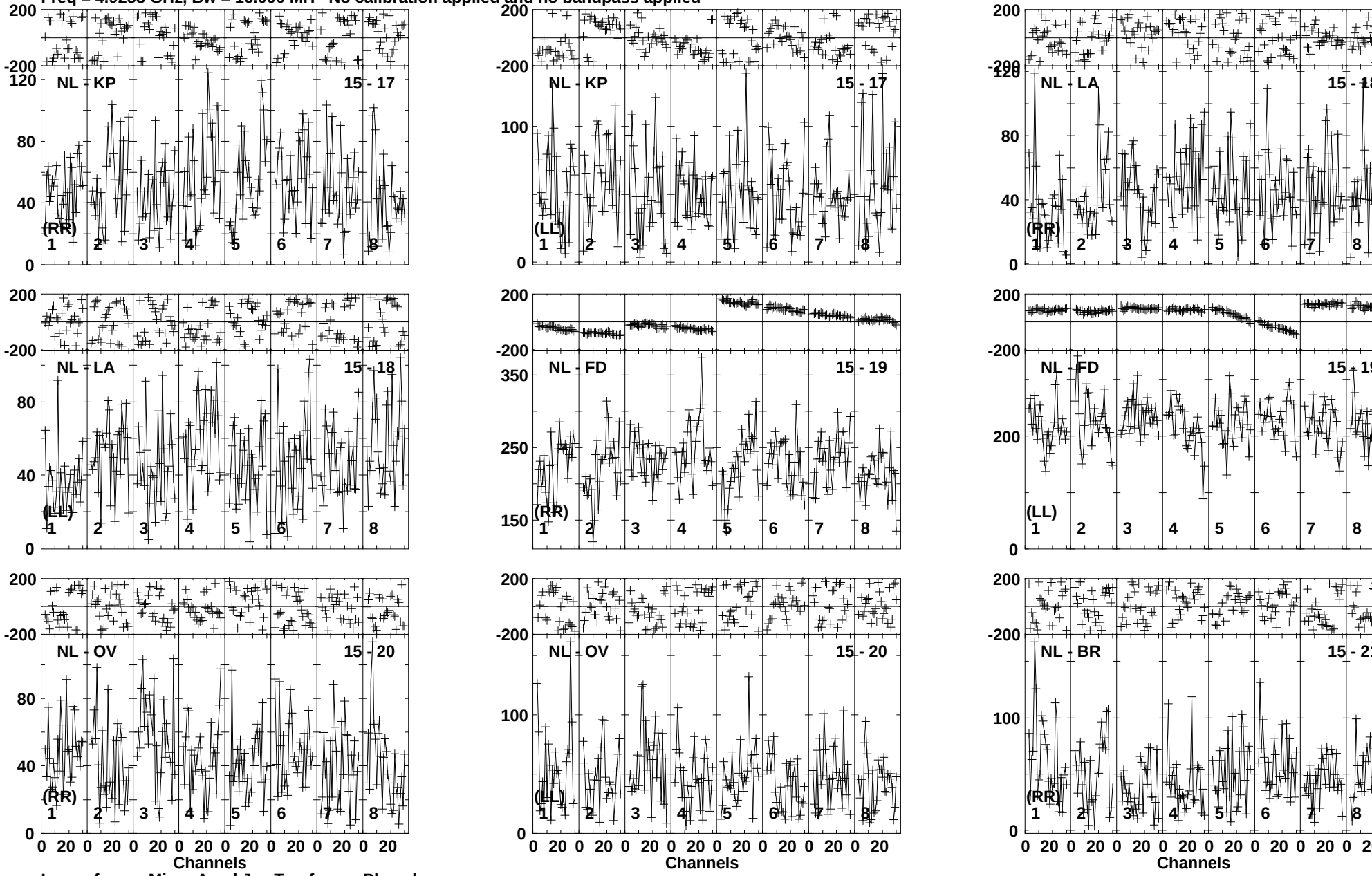

Lower frame: Micro Ampl Jy Top frame: Phas deg
Vector averaged cross-power spectrum Baseline: NL (15) - KP (17)
Timerange: 00/17:15:46 to 00/17:30:14

Plot file version 115 created 02-APR-2015 17:58:22
1632-0033 GJ014.UVDATA.1
Freq = 4.9253 GHz, Bw = 16.000 MH No calibration applied and no bandpass applied

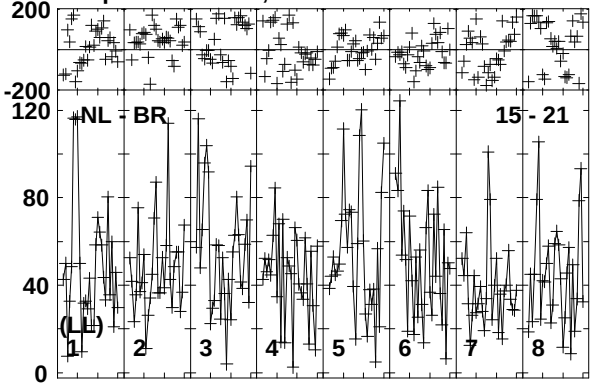

Lower frame: Micro Ampl Jy Top frame: Phas deg
Vector averaged cross-power spectrum Baseline: NL (15) - BR (21)
Timerange: 00/17:15:46 to 00/17:30:14

Plot file version 116 created 02-APR-2015 17:58:25
1632-0033 GJ014.UVDATA.1
Freq = 4.9253 GHz, Bw = 16.000 MH No calibration applied and no bandpass applied

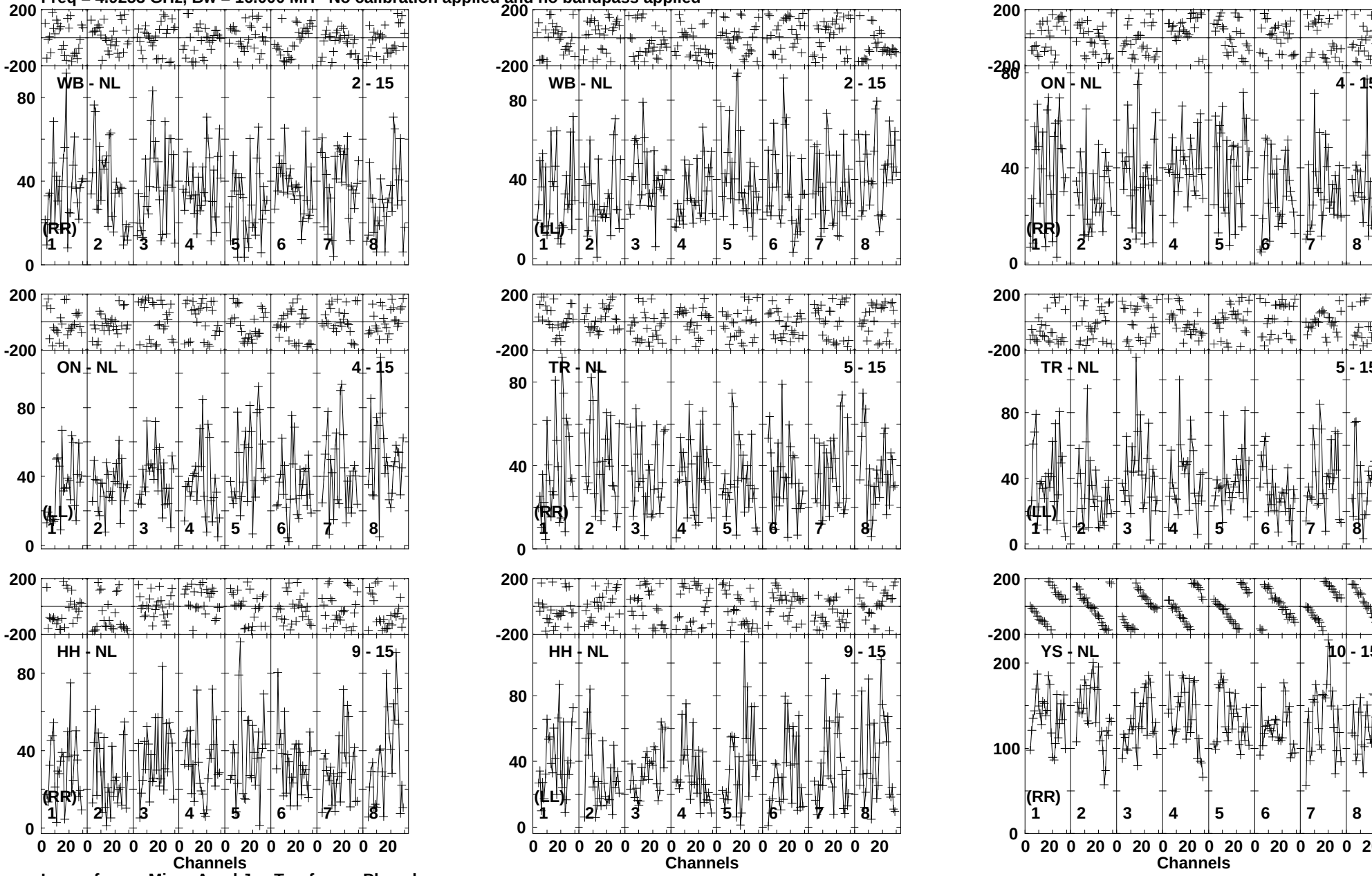

Lower frame: Micro Ampl Jy Top frame: Phas deg
Vector averaged cross-power spectrum Baseline: WB (02) - NL (15)
Timerange: 00/17:30:46 to 00/17:45:14

Plot file version 117 created 02-APR-2015 17:58:26
1632-0033 GJ014.UVDATA.1
Freq = 4.9253 GHz, Bw = 16.000 MH No calibration applied and no bandpass applied

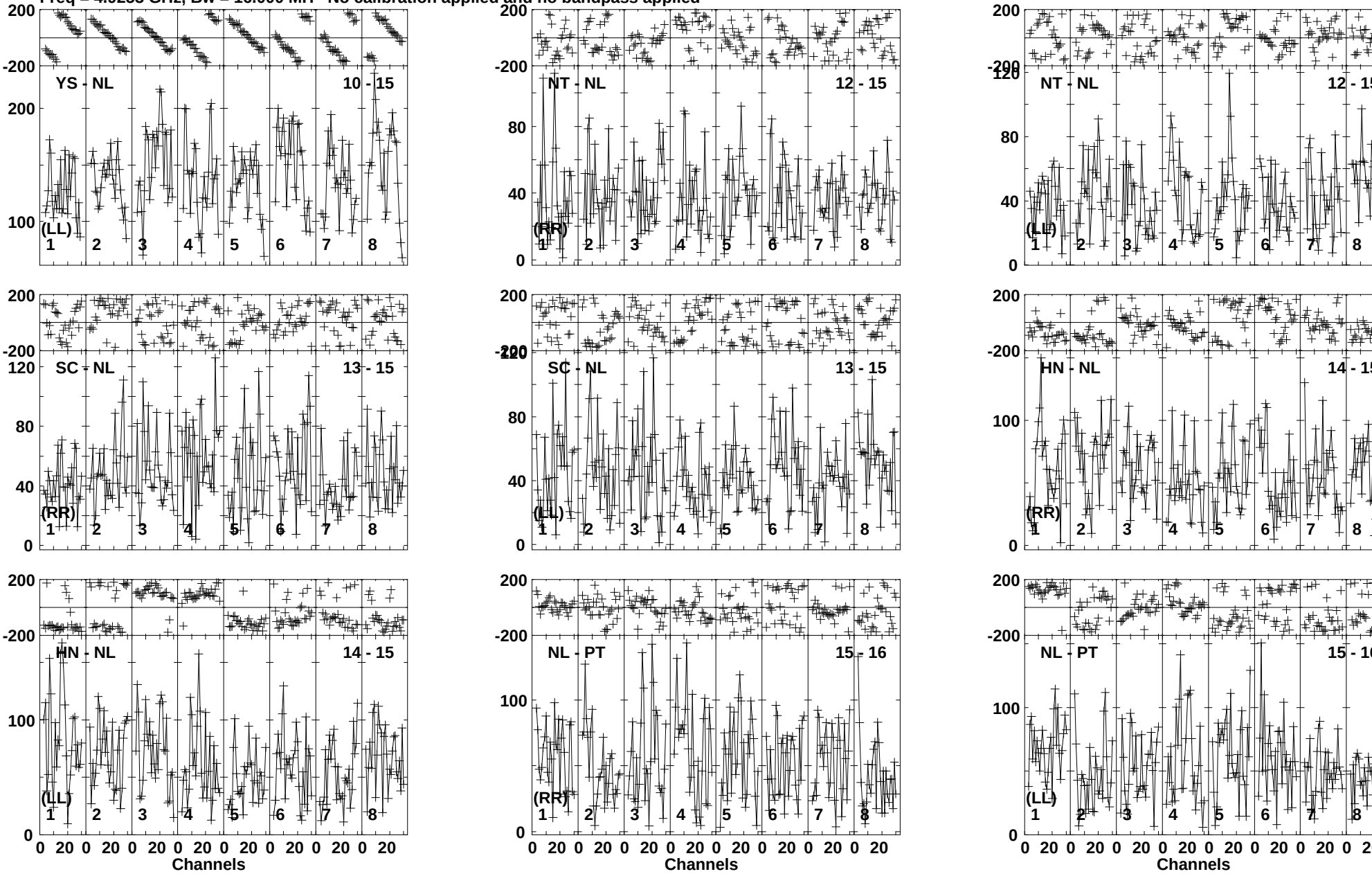

Lower frame: Micro Ampl Jy Top frame: Phas deg
Vector averaged cross-power spectrum Baseline: YS (10) - NL (15)
Timerange: 00/17:30:46 to 00/17:45:14

Plot file version 118 created 02-APR-2015 17:58:28
1632-0033 GJ014.UVDATA.1
Freq = 4.9253 GHz, Bw = 16.000 MH No calibration applied and no bandpass applied

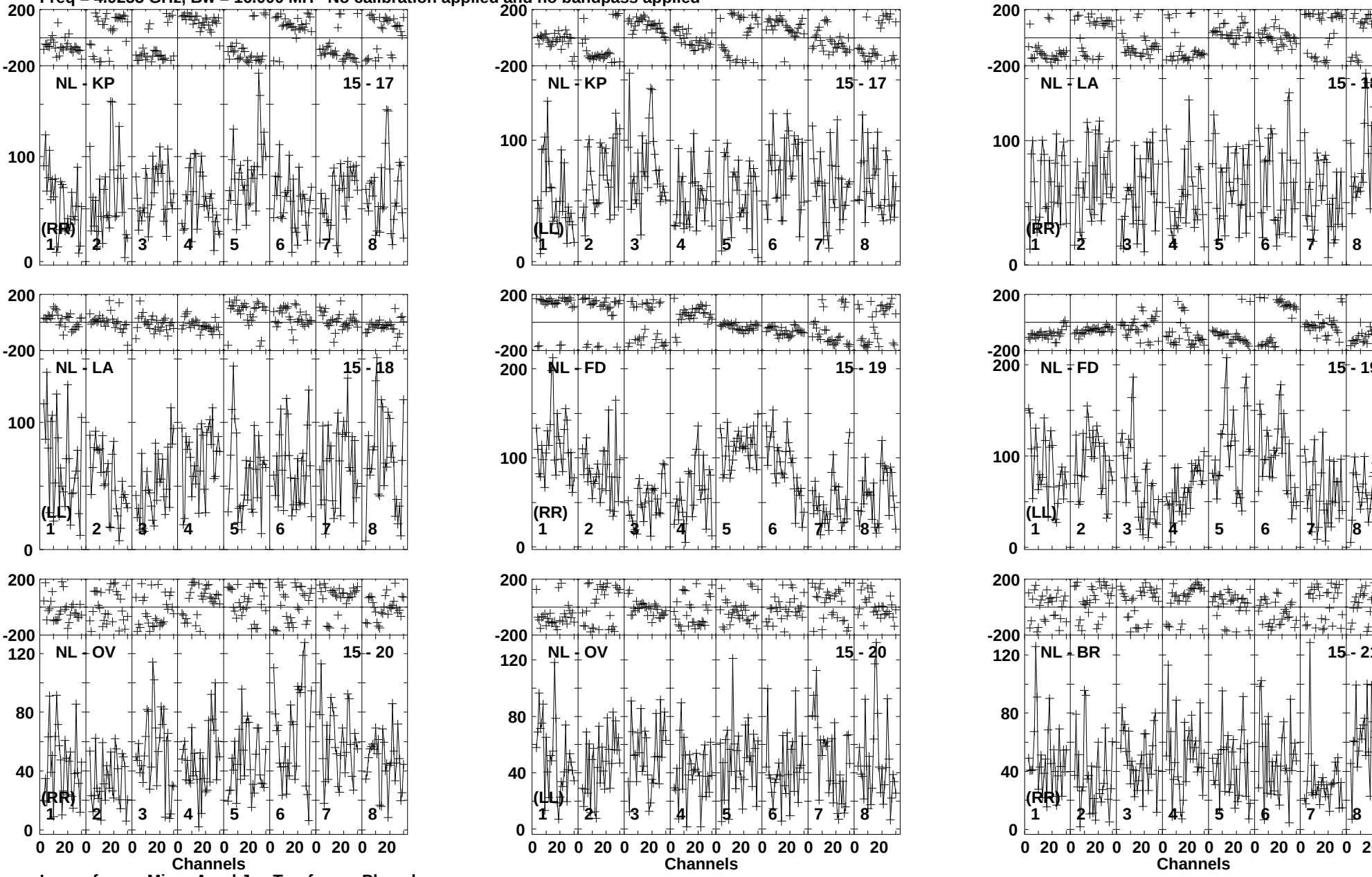

Lower frame: Micro Ampl Jy Top frame: Phas deg
Vector averaged cross-power spectrum Baseline: NL (15) - KP (17)
Timerange: 00/17:30:46 to 00/17:45:14

Plot file version 119 created 02-APR-2015 17:58:28
1632-0033 GJ014.UVDATA.1
Freq = 4.9253 GHz, Bw = 16.000 MH No calibration applied and no bandpass applied

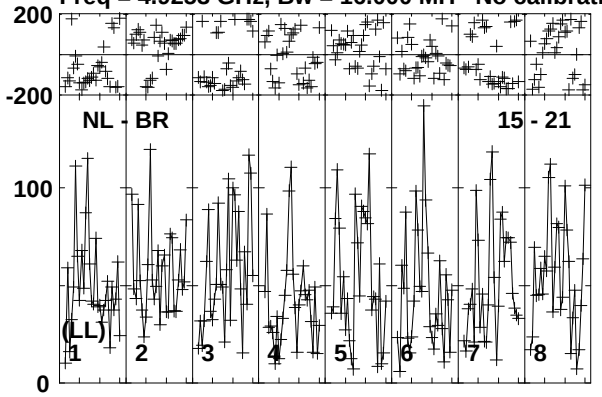

Lower frame: Micro Ampl Jy Top frame: Phas deg
Vector averaged cross-power spectrum Baseline: NL (15) - BR (21)
Timerange: 00/17:30:46 to 00/17:45:14

Plot file version 120 created 02-APR-2015 17:58:31
1632-0033 GJ014.UVDATA.1
Freq = 4.9253 GHz, Bw = 16.000 MH No calibration applied and no bandpass applied

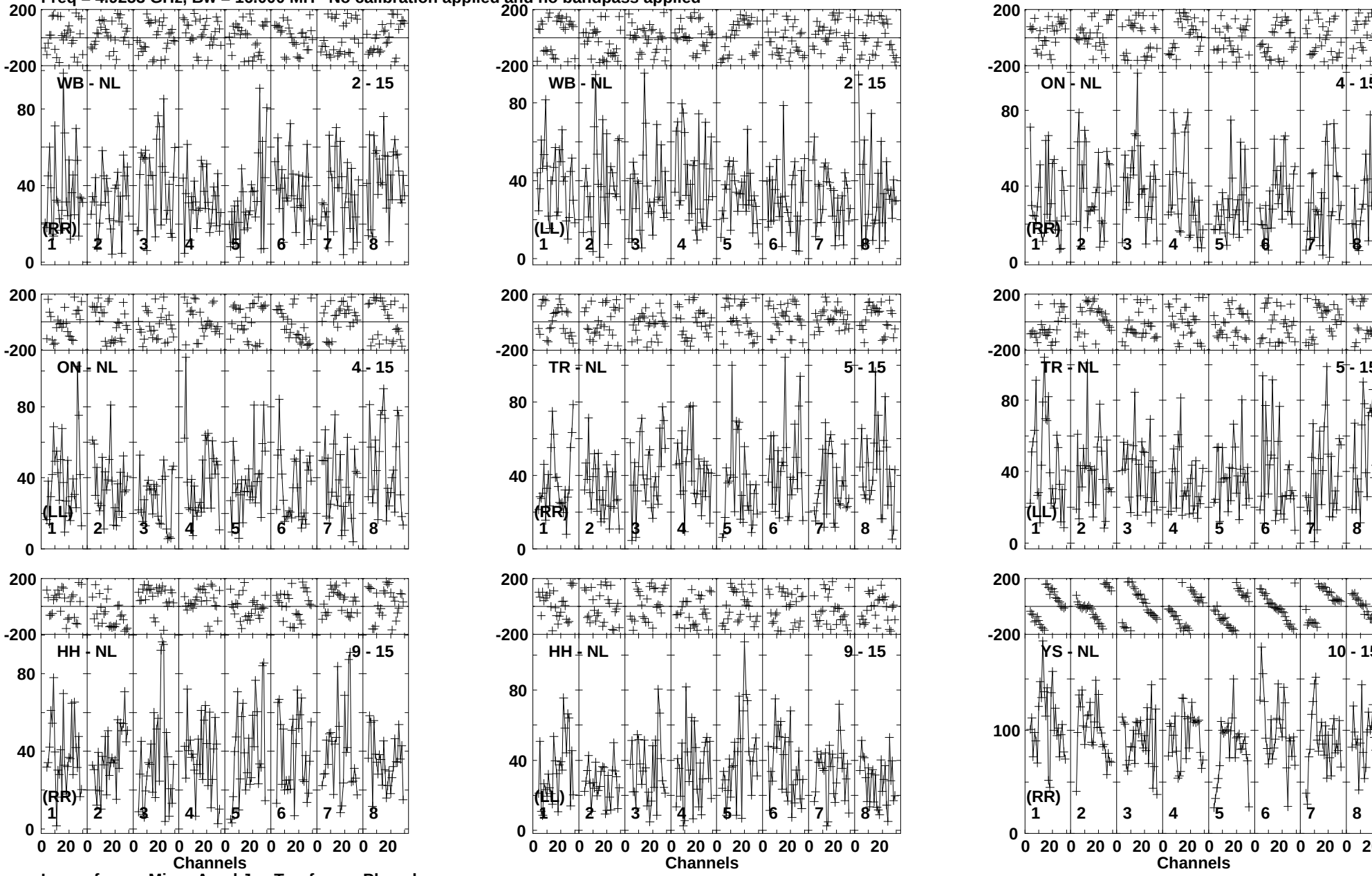

Lower frame: Micro Ampl Jy Top frame: Phas deg
Vector averaged cross-power spectrum Baseline: WB (02) - NL (15)
Timerange: 00/17:45:46 to 00/18:00:14

Plot file version 121 created 02-APR-2015 17:58:32
1632-0033 GJ014.UVDATA.1
Freq = 4.9253 GHz, Bw = 16.000 MH No calibration applied and no bandpass applied

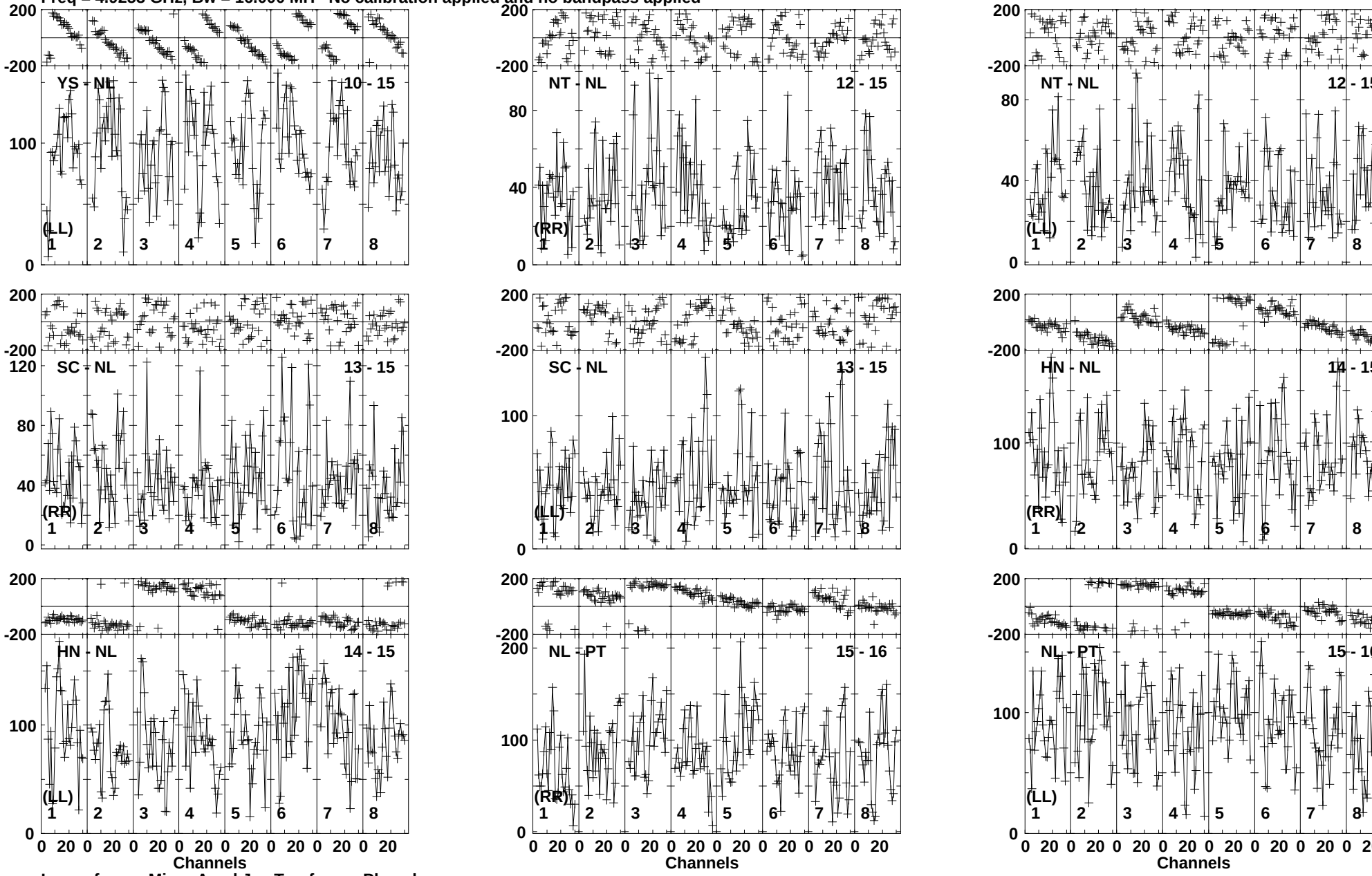

Lower frame: Micro Ampl Jy Top frame: Phas deg
Vector averaged cross-power spectrum Baseline: YS (10) - NL (15)
Timerange: 00/17:45:46 to 00/18:00:14

Plot file version 122 created 02-APR-2015 17:58:33
1632-0033 GJ014.UVDATA.1
Freq = 4.9253 GHz, Bw = 16.000 MH No calibration applied and no bandpass applied

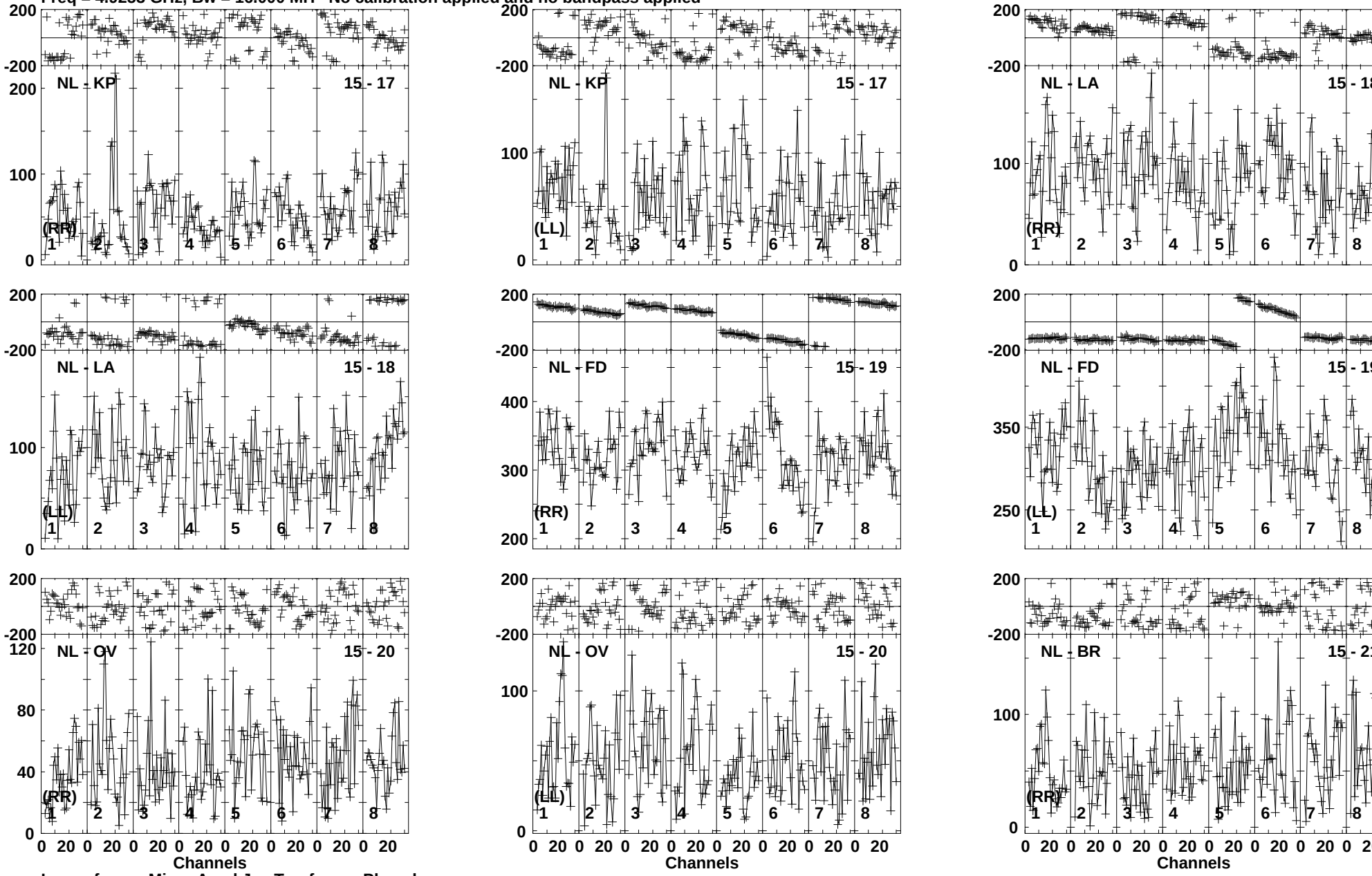

Lower frame: Micro Ampl Jy Top frame: Phas deg
Vector averaged cross-power spectrum Baseline: NL (15) - KP (17)
Timerange: 00/17:45:46 to 00/18:00:14

Plot file version 123 created 02-APR-2015 17:58:34
1632-0033 GJ014.UVDATA.1
Freq = 4.9253 GHz, Bw = 16.000 MH No calibration applied and no bandpass applied

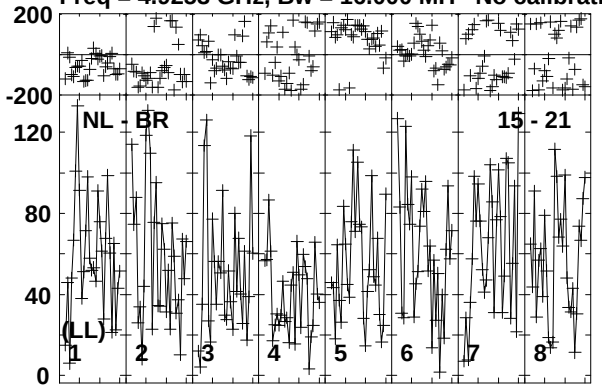

Lower frame: Micro Ampl Jy Top frame: Phas deg
Vector averaged cross-power spectrum Baseline: NL (15) - BR (21)
Timerange: 00/17:45:46 to 00/18:00:14

Plot file version 124 created 02-APR-2015 17:58:34
3C345 GJ014.UVDATA.1
Freq = 4.9253 GHz, Bw = 16.000 MH No calibration applied and no bandpass applied

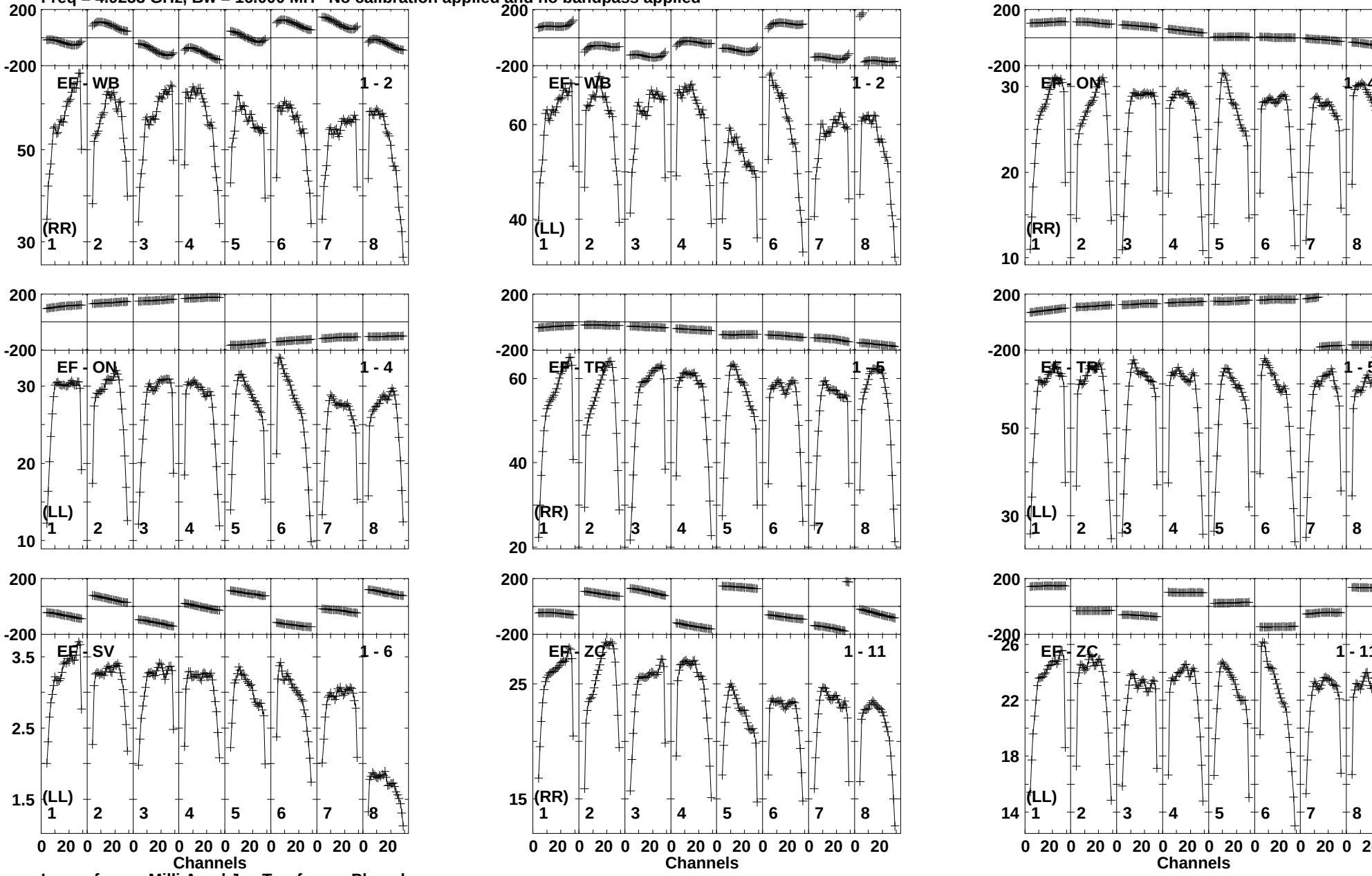

Lower frame: Milli Ampl Jy Top frame: Phas deg
Vector averaged cross-power spectrum Baseline: EF (01) - WB (02)
Timerange: 00/18:05:16 to 00/18:15:14

Plot file version 125 created 02-APR-2015 17:58:35
3C345 GJ014.UVDATA.1
Freq = 4.9253 GHz, Bw = 16.000 MH No calibration applied and no bandpass applied

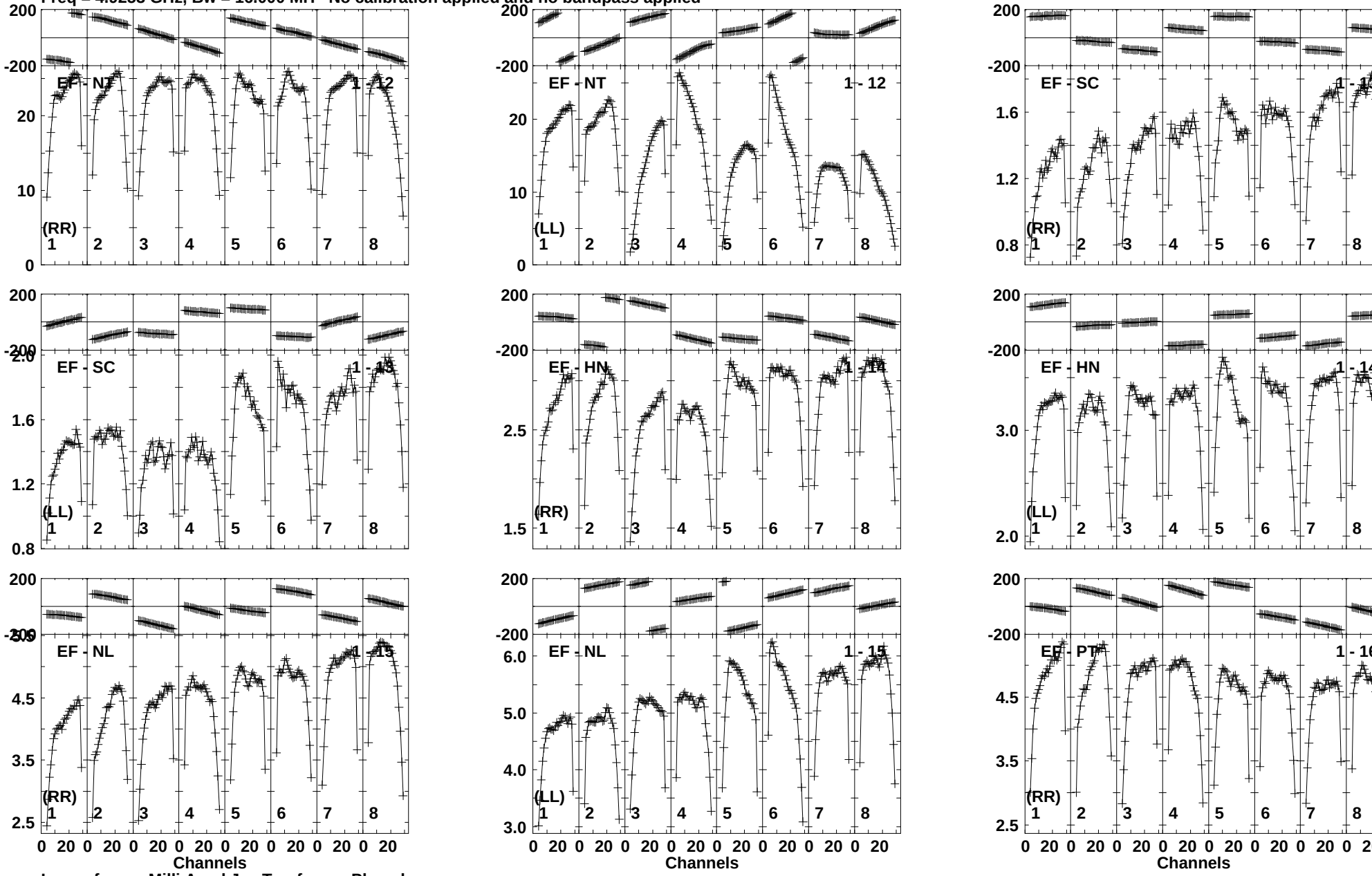

Lower frame: Milli Ampl Jy Top frame: Phas deg
Vector averaged cross-power spectrum Baseline: EF (01) - NT (12)
Timerange: 00/18:05:16 to 00/18:15:14

Plot file version 126 created 02-APR-2015 17:58:35
3C345 GJ014.UVDATA.1
Freq = 4.9253 GHz, Bw = 16.000 MH No calibration applied and no bandpass applied

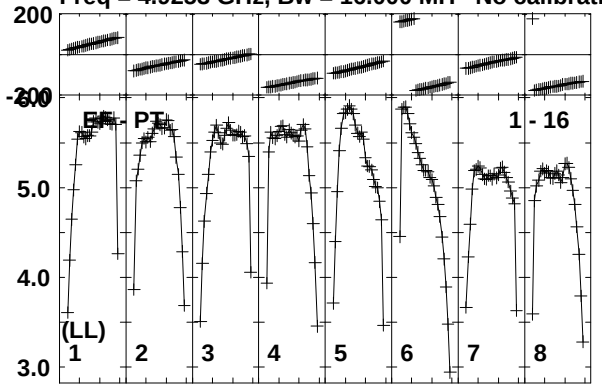

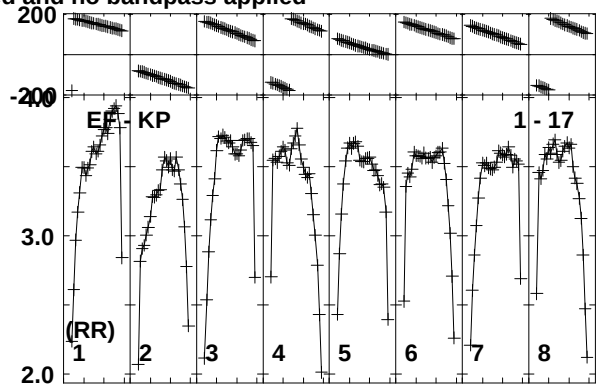

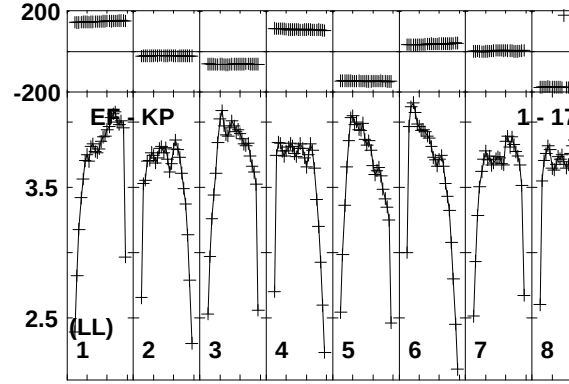

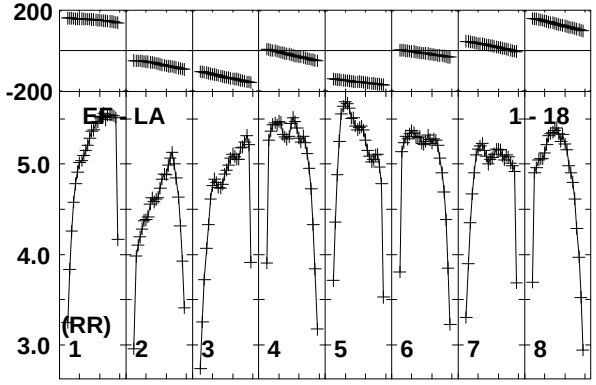

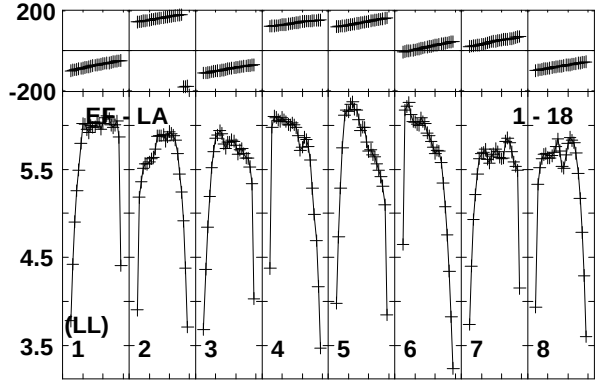

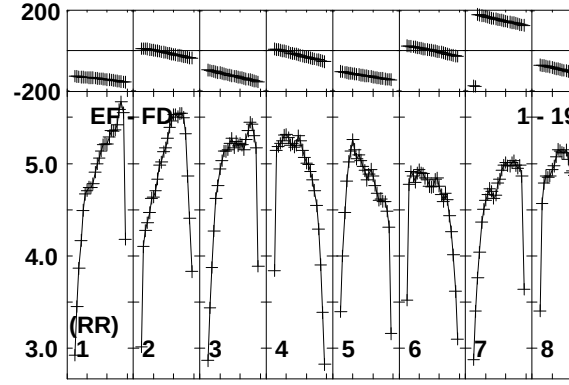

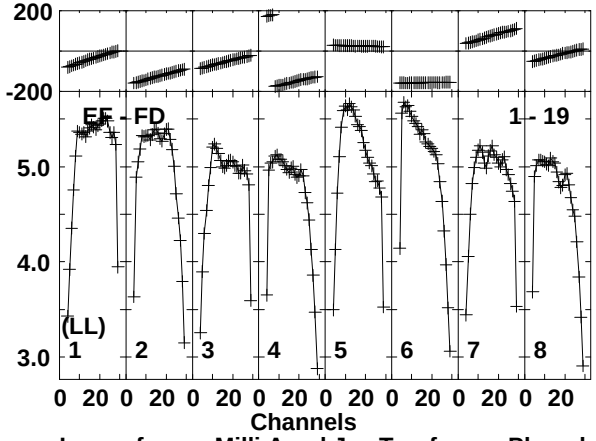

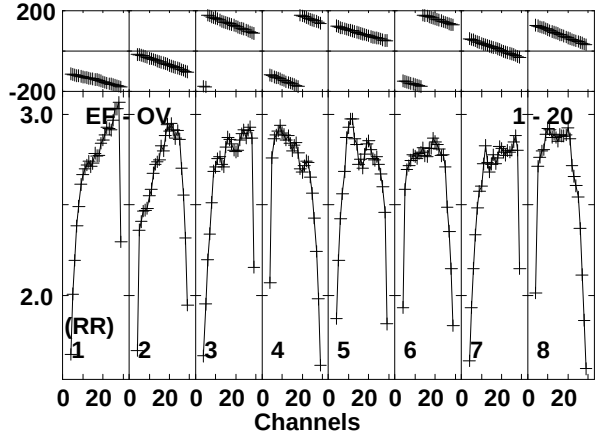

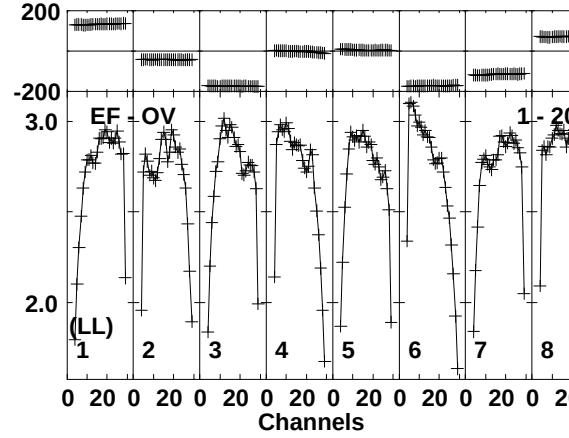

Lower frame: Milli Ampl Jy Top frame: Phas deg
Vector averaged cross-power spectrum Baseline: EF (01) - PT (16)
Timerange: 00/18:05:16 to 00/18:15:14

Plot file version 127 created 02-APR-2015 17:58:36
3C345 GJ014.UVDATA.1
Freq = 4.9253 GHz, Bw = 16.000 MH No calibration applied and no bandpass applied

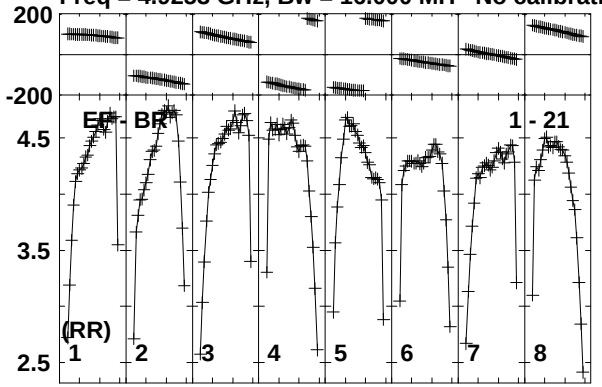

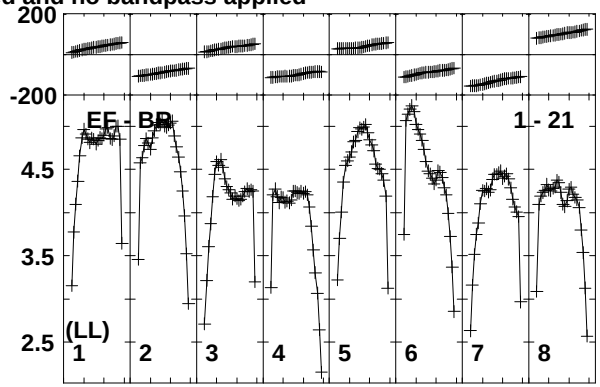

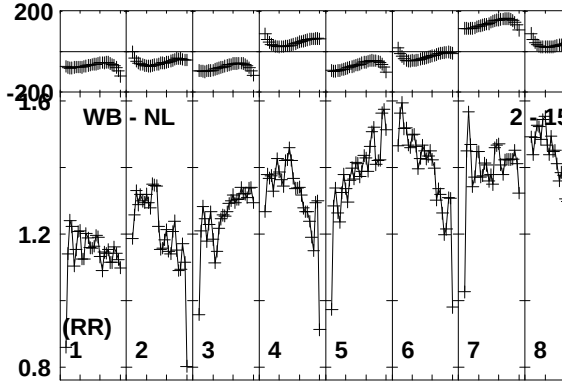

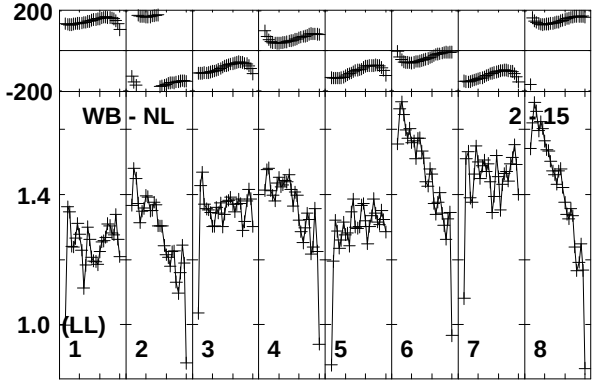

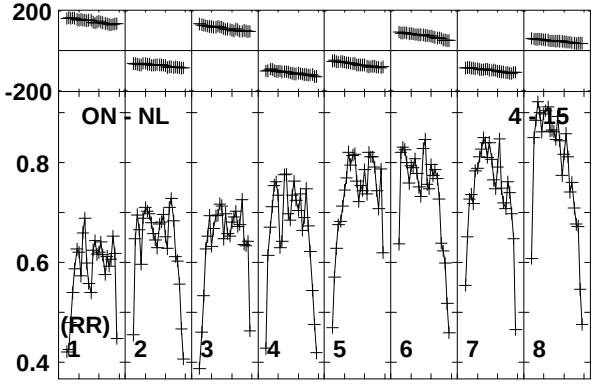

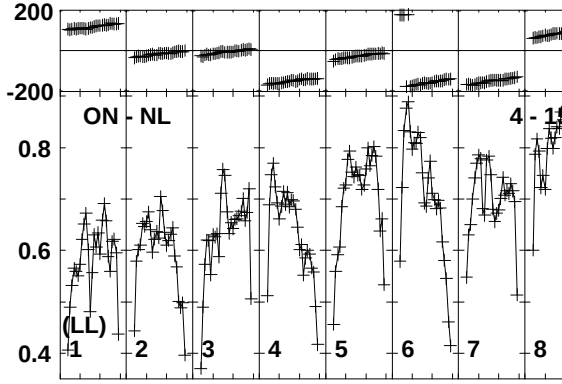

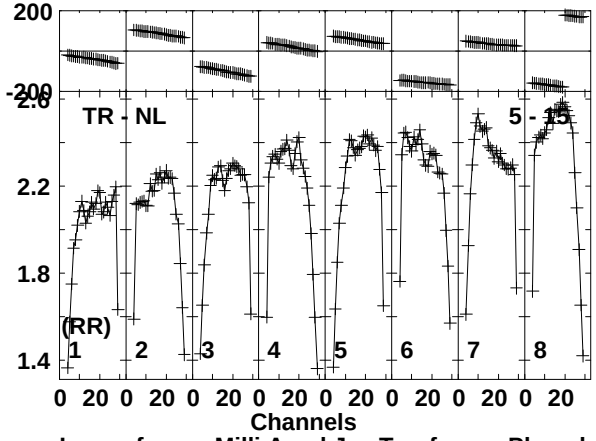

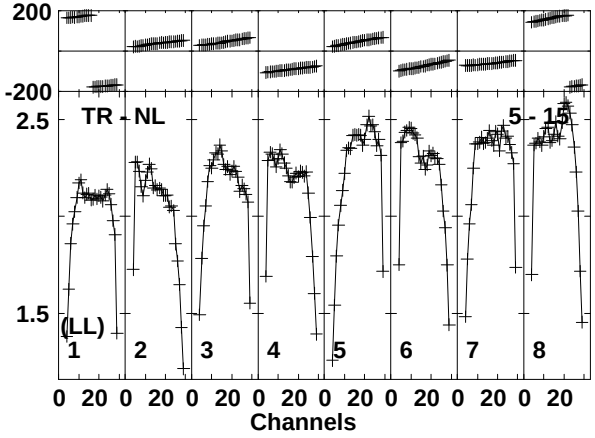

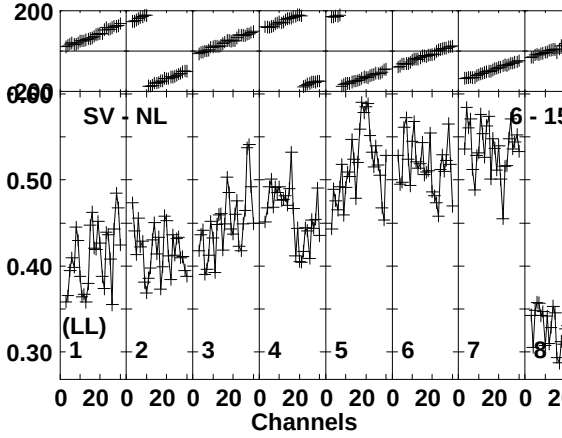

Lower frame: Milli Ampl Jy Top frame: Phas deg
Vector averaged cross-power spectrum Baseline: EF (01) - BR (21)
Timerange: 00/18:05:16 to 00/18:15:14

Plot file version 128 created 02-APR-2015 17:58:37
3C345 GJ014.UVDATA.1
Freq = 4.9253 GHz, Bw = 16.000 MH No calibration applied and no bandpass applied

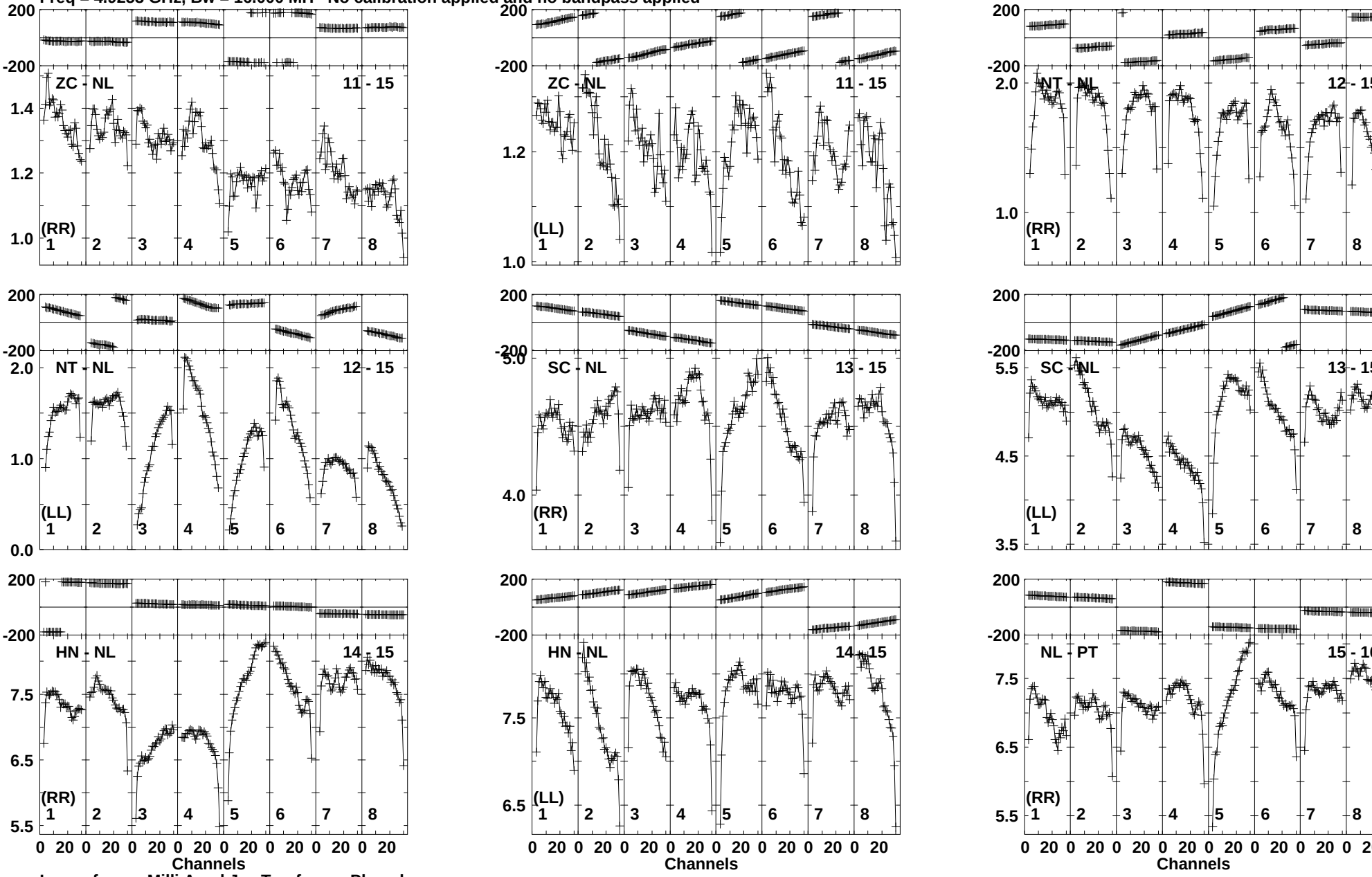

Lower frame: Milli Ampl Jy Top frame: Phas deg
Vector averaged cross-power spectrum Baseline: ZC (11) - NL (15)
Timerange: 00/18:05:16 to 00/18:15:14

Plot file version 129 created 02-APR-2015 17:58:37
3C345 GJ014.UVDATA.1
Freq = 4.9253 GHz, Bw = 16.000 MH No calibration applied and no bandpass applied

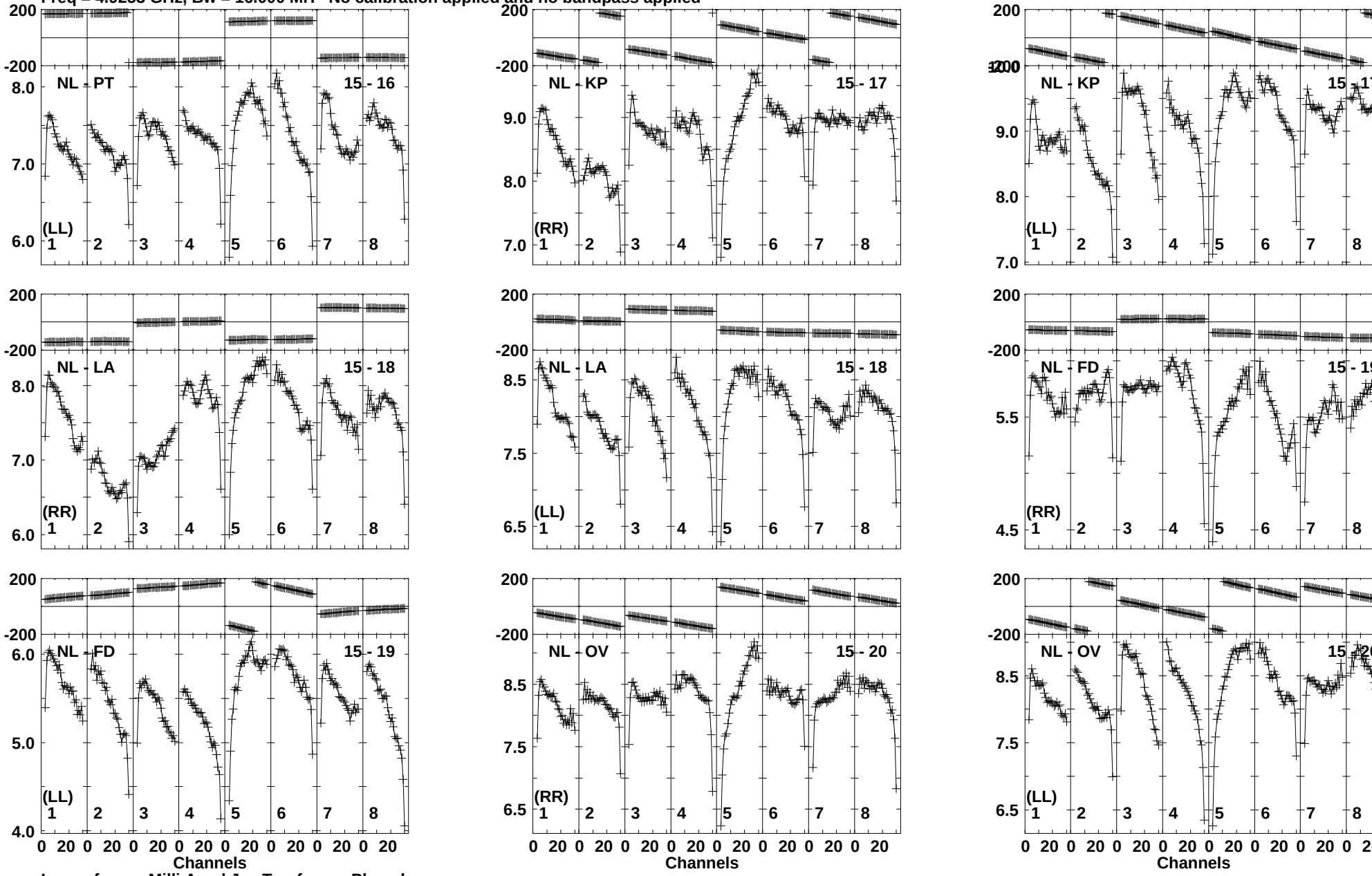

Lower frame: Milli Ampl Jy Top frame: Phas deg
Vector averaged cross-power spectrum Baseline: NL (15) - PT (16)
Timerange: 00/18:05:16 to 00/18:15:14

Plot file version 130 created 02-APR-2015 17:58:38
3C345 GJ014.UVDATA.1
Freq = 4.9253 GHz, Bw = 16.000 MH No calibration applied and no bandpass applied

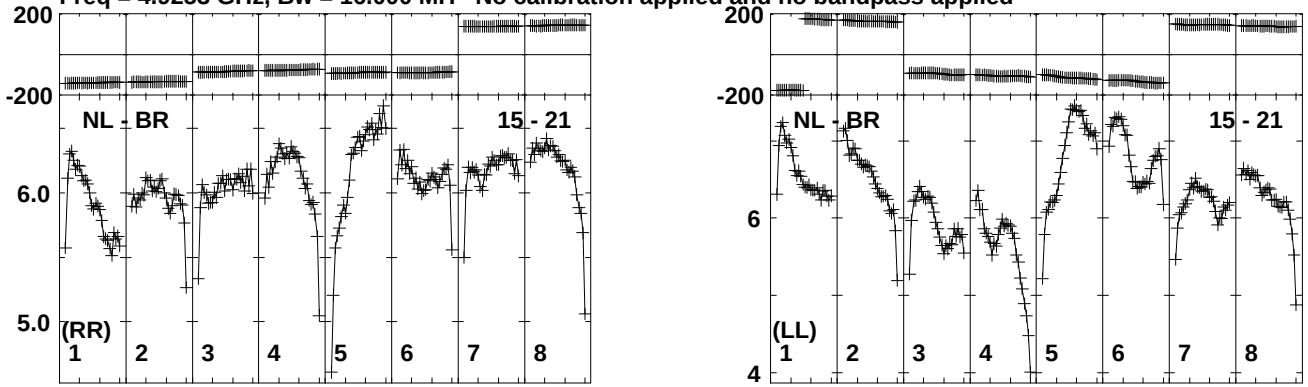

Lower frame: Milli Ampl Jy Top frame: Phas deg
Vector averaged cross-power spectrum Baseline: NL (15) - BR (21)
Timerange: 00/18:05:16 to 00/18:15:14

Plot file version 131 created 02-APR-2015 17:58:38
1632-0033 GJ014.UVDATA.1
Freq = 4.9253 GHz, Bw = 16.000 MH No calibration applied and no bandpass applied

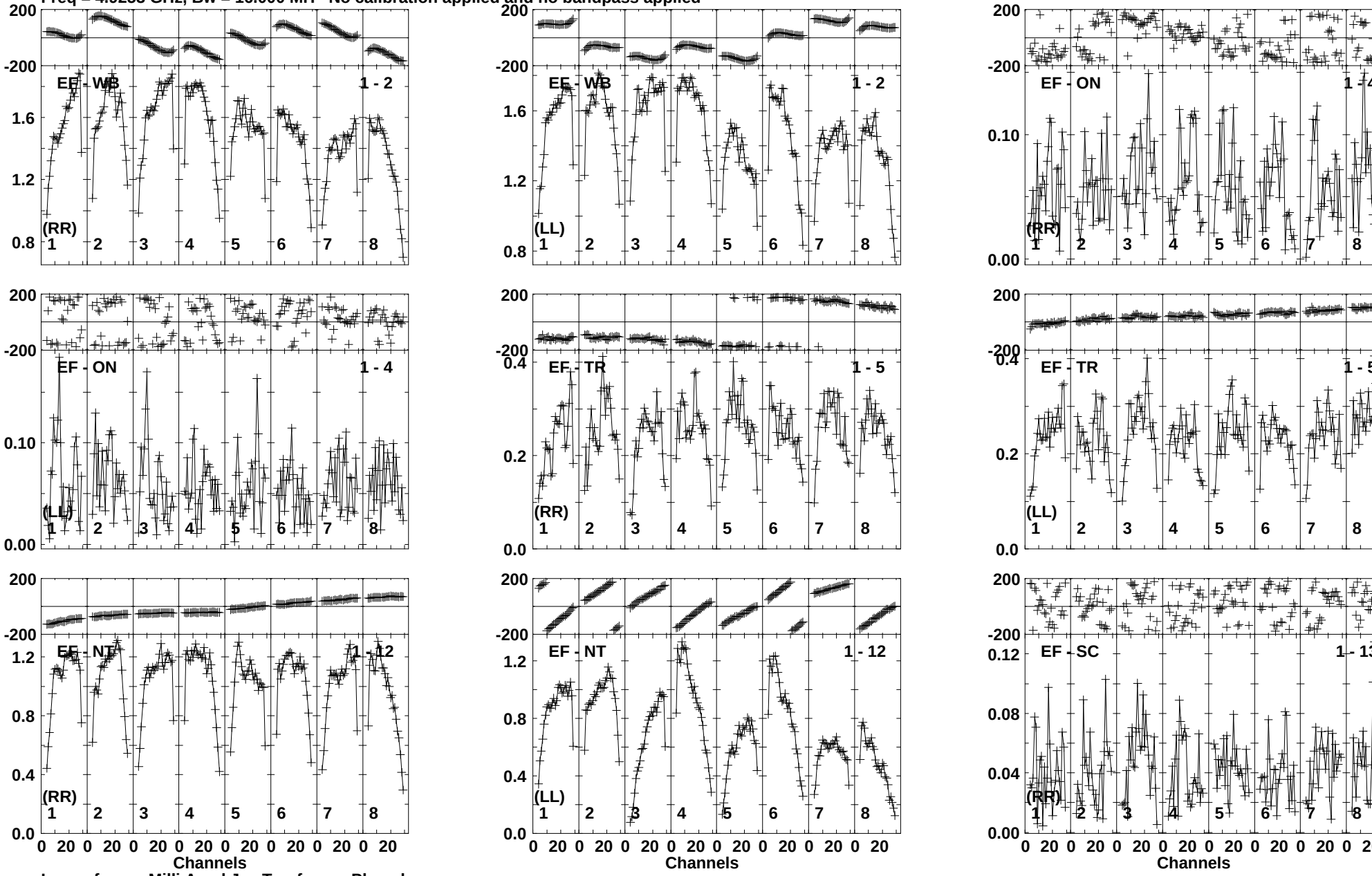

Lower frame: Milli Ampl Jy Top frame: Phas deg
Vector averaged cross-power spectrum Baseline: EF (01) - WB (02)
Timerange: 00/18:20:16 to 00/18:30:14


Plot file version 132 created 02-APR-2015 17:58:39
1632-0033 GJ014.UVDATA.1
Freq = 4.9253 GHz, Bw = 16.000 MH No calibration applied and no bandpass applied
EF - SC 1 - 13
EF - HN 1 - 14
EF - HN 1 - 14
EF - NL 1 - 15
EF - NL 1 - 15
EF - PT 1 - 16
EF - PT 1 - 16
EF - KP 1 - 17
EF - KP 1 - 17
(LL)
(RR)
Channels
Lower frame: Micro Ampl Jy Top frame: Phas deg
Vector averaged cross-power spectrum Baseline: EF (01) - SC (13)
Timerange: 00/18:20:16 to 00/18:30:14

Plot file version 133 created 02-APR-2015 17:58:40
1632-0033 GJ014.UVDATA.1
Freq = 4.9253 GHz, Bw = 16.000 MH No calibration applied and no bandpass applied

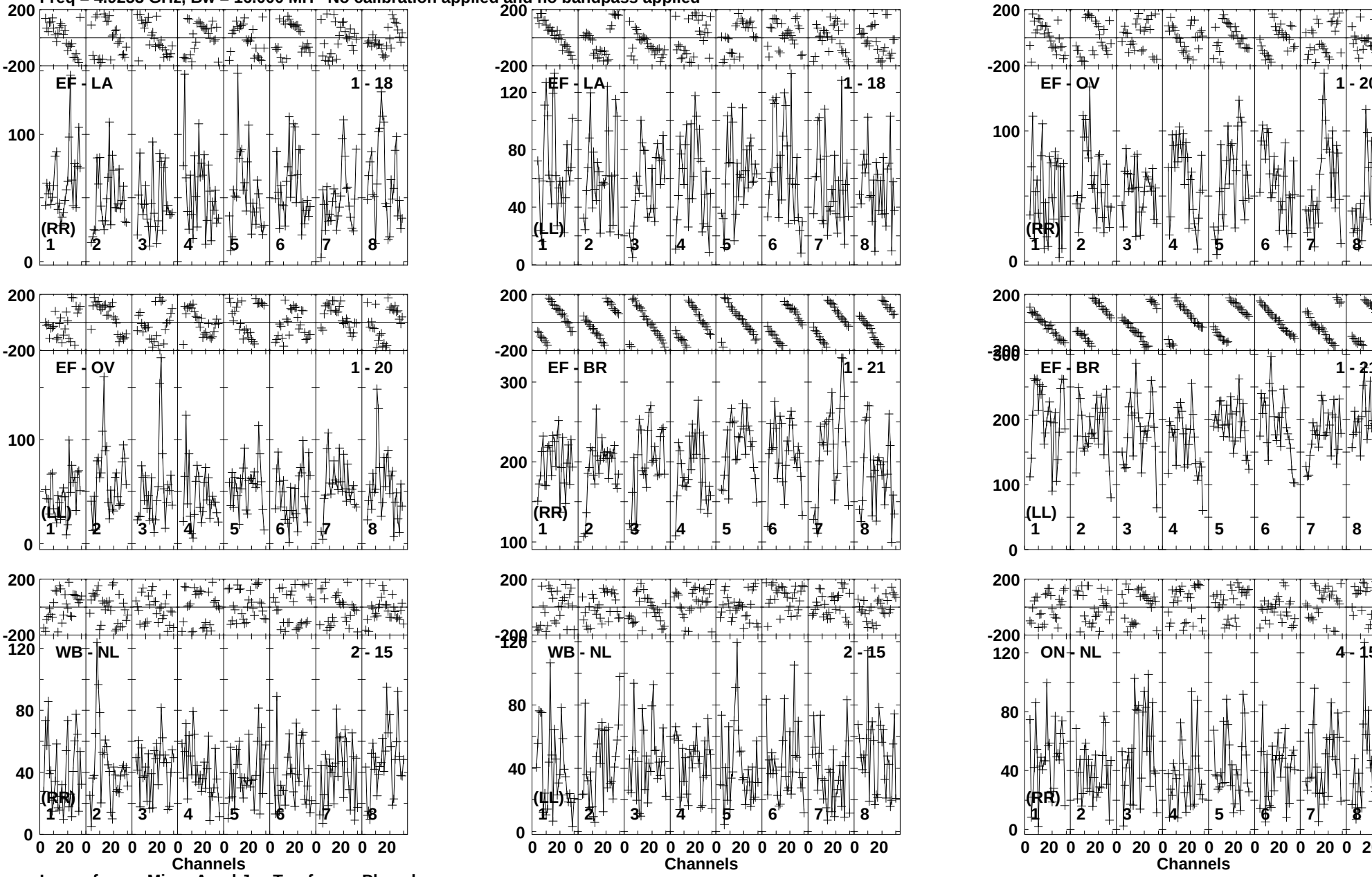

Lower frame: Micro Ampl Jy Top frame: Phas deg
Vector averaged cross-power spectrum Baseline: EF (01) - LA (18)
Timerange: 00/18:20:16 to 00/18:30:14

Plot file version 134 created 02-APR-2015 17:58:40
1632-0033 GJ014.UVDATA.1
Freq = 4.9253 GHz, Bw = 16.000 MH No calibration applied and no bandpass applied

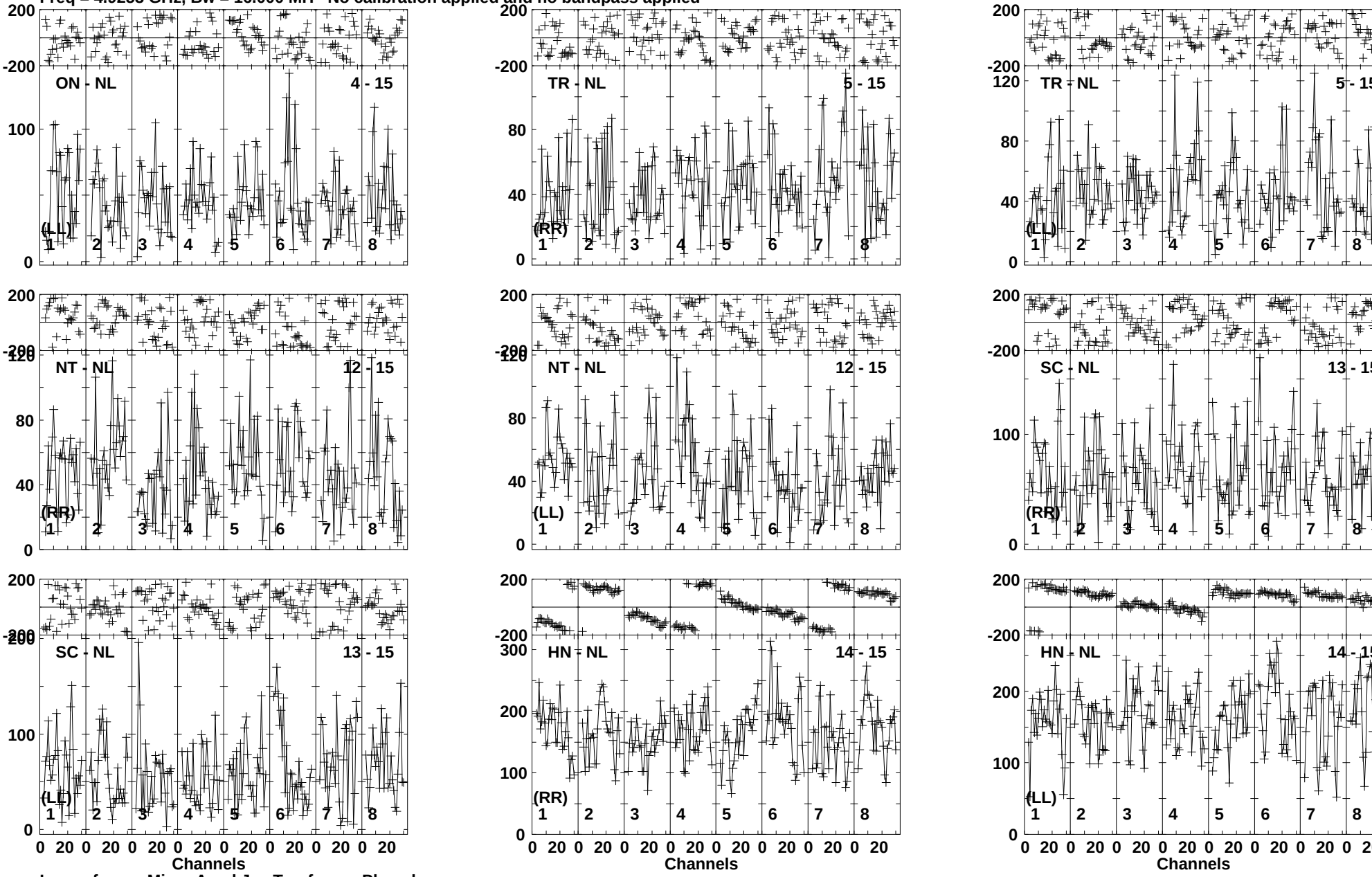

Lower frame: Micro Ampl Jy Top frame: Phas deg
Vector averaged cross-power spectrum Baseline: ON (04) - NL (15)
Timerange: 00/18:20:16 to 00/18:30:14

Plot file version 135 created 02-APR-2015 17:58:42
1632-0033 GJ014.UVDATA.1
Freq = 4.9253 GHz, Bw = 16.000 MH No calibration applied and no bandpass applied

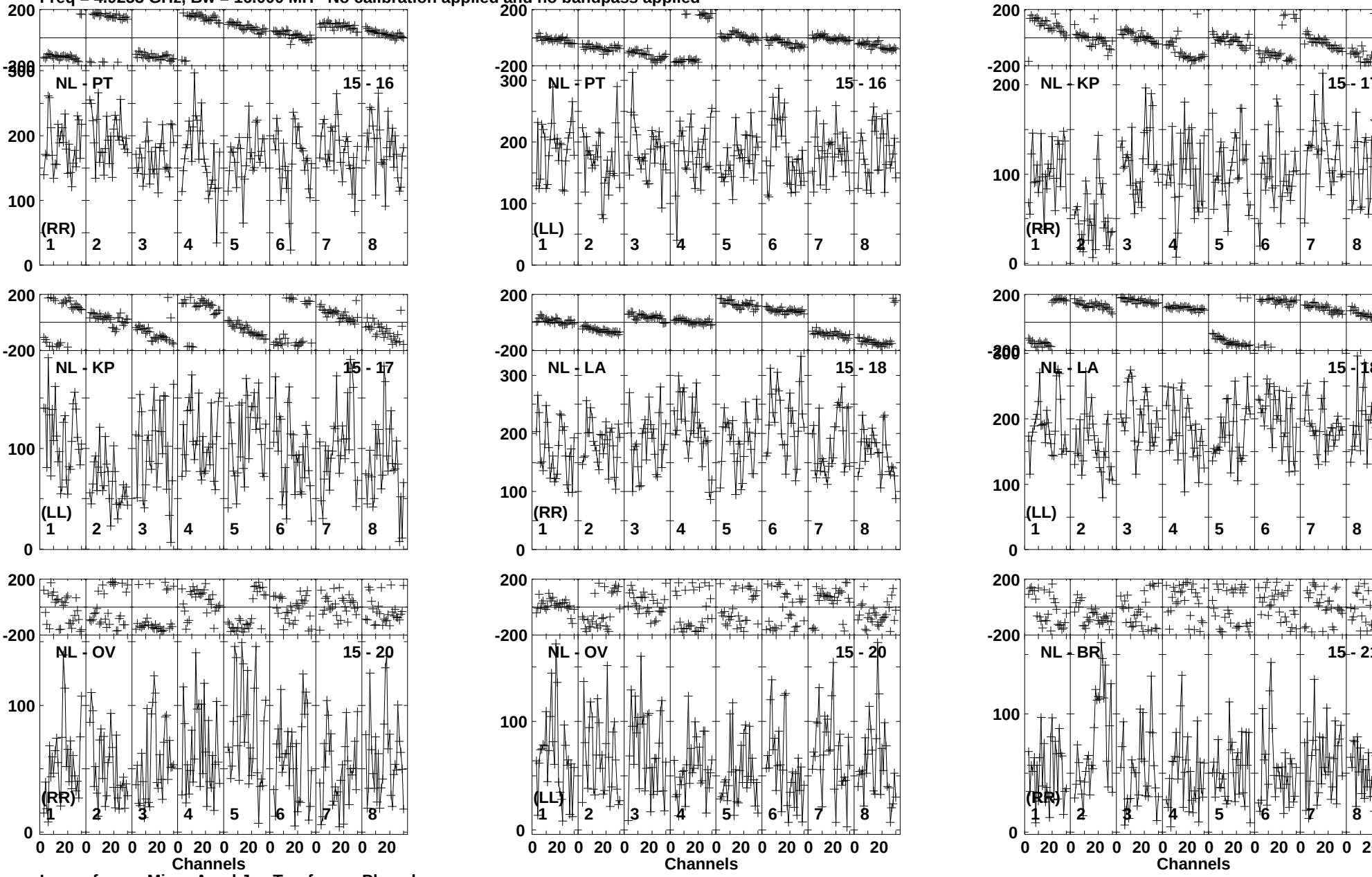

Lower frame: Micro Ampl Jy Top frame: Phas deg
Vector averaged cross-power spectrum Baseline: NL (15) - PT (16)
Timerange: 00/18:20:16 to 00/18:30:14

Plot file version 136 created 02-APR-2015 17:58:42
1632-0033 GJ014.UVDATA.1
Freq = 4.9253 GHz, Bw = 16.000 MH No calibration applied and no bandpass applied

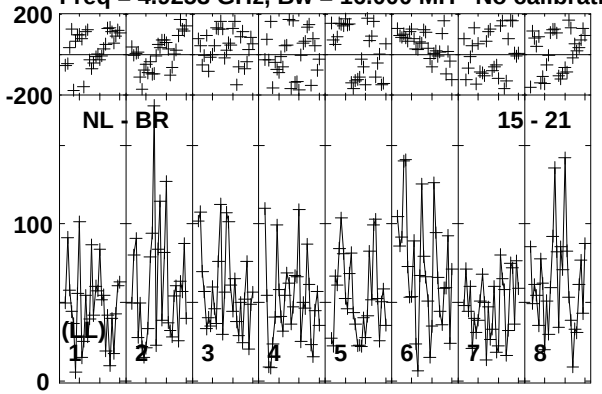

Lower frame: Micro Ampl Jy Top frame: Phas deg
Vector averaged cross-power spectrum Baseline: NL (15) - BR (21)
Timerange: 00/18:20:16 to 00/18:30:14

Plot file version 137 created 02-APR-2015 17:58:42
1632-0033 GJ014.UVDATA.1
Freq = 4.9253 GHz, Bw = 16.000 MH No calibration applied and no bandpass applied

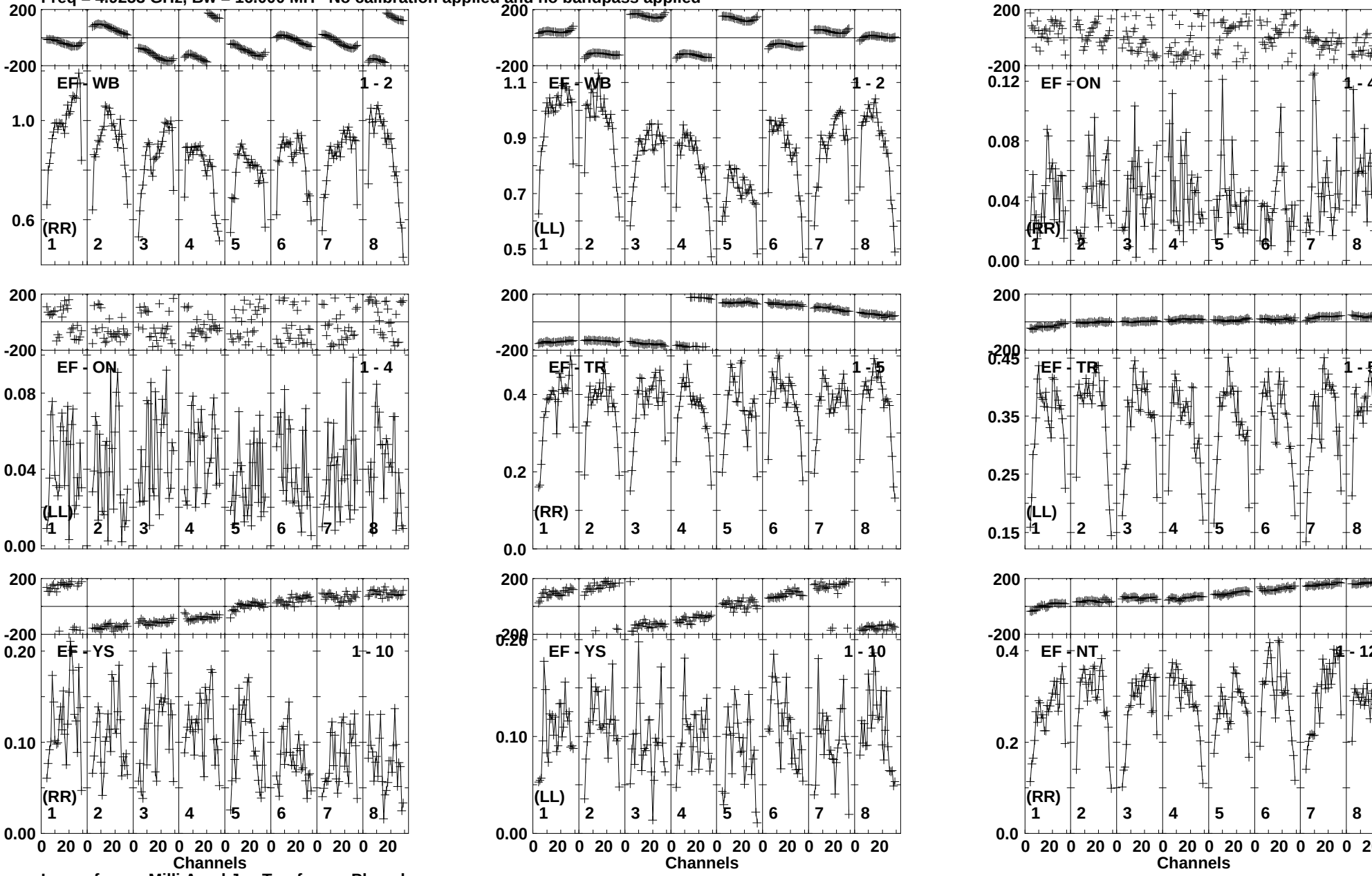

Lower frame: Milli Ampl Jy Top frame: Phas deg
Vector averaged cross-power spectrum Baseline: EF (01) - WB (02)
Timerange: 00/18:30:46 to 00/18:45:14

Plot file version 138 created 02-APR-2015 17:58:43
1632-0033 GJ014.UVDATA.1
Freq = 4.9253 GHz, Bw = 16.000 MH No calibration applied and no bandpass applied

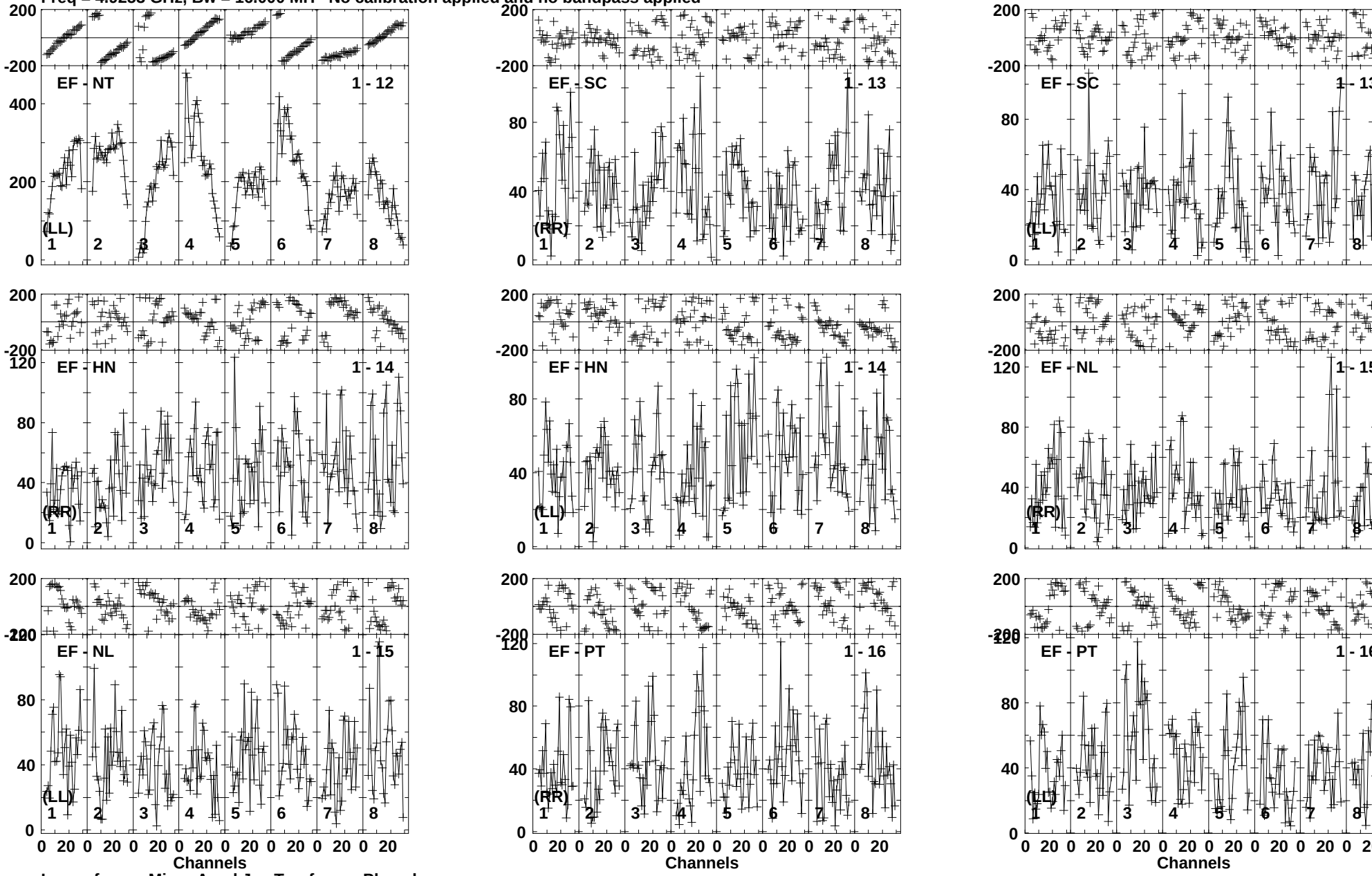

Lower frame: Micro Ampl Jy Top frame: Phas deg
Vector averaged cross-power spectrum Baseline: EF (01) - NT (12)
Timerange: 00/18:30:46 to 00/18:45:14

Plot file version 139 created 02-APR-2015 17:58:44
1632-0033 GJ014.UVDATA.1
Freq = 4.9253 GHz, Bw = 16.000 MH No calibration applied and no bandpass applied

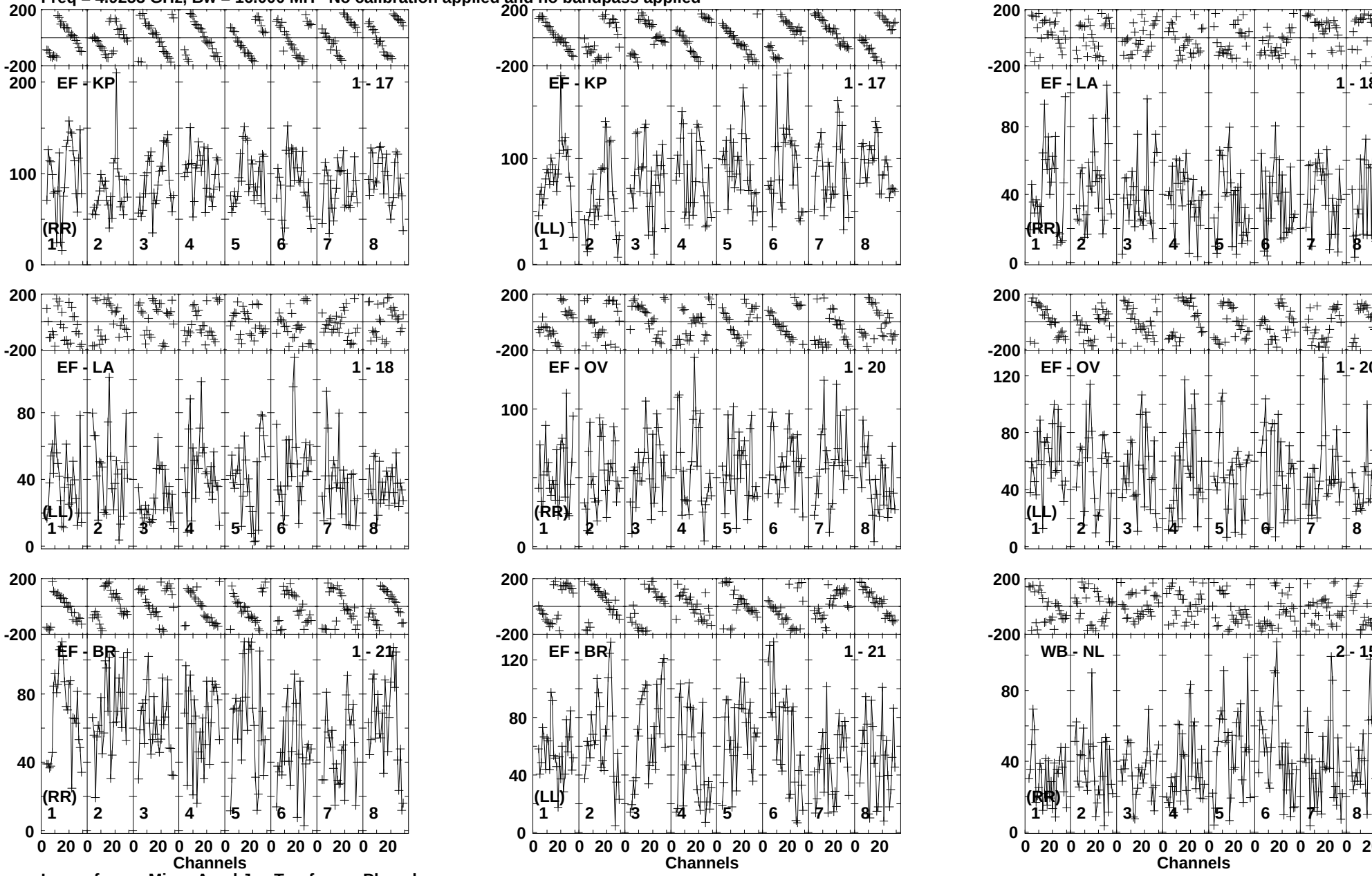

Lower frame: Micro Ampl Jy Top frame: Phas deg
Vector averaged cross-power spectrum Baseline: EF (01) - KP (17)
Timerange: 00/18:30:46 to 00/18:45:14

Plot file version 140 created 02-APR-2015 17:58:45
1632-0033 GJ014.UVDATA.1
Freq = 4.9253 GHz, Bw = 16.000 MH No calibration applied and no bandpass applied



Lower frame: Micro Ampl Jy Top frame: Phas deg
Vector averaged cross-power spectrum Baseline: WB (02) - NL (15)
Timerange: 00/18:30:46 to 00/18:45:14

Plot file version 141 created 02-APR-2015 17:58:46
1632-0033 GJ014.UVDATA.1
Freq = 4.9253 GHz, Bw = 16.000 MH No calibration applied and no bandpass applied

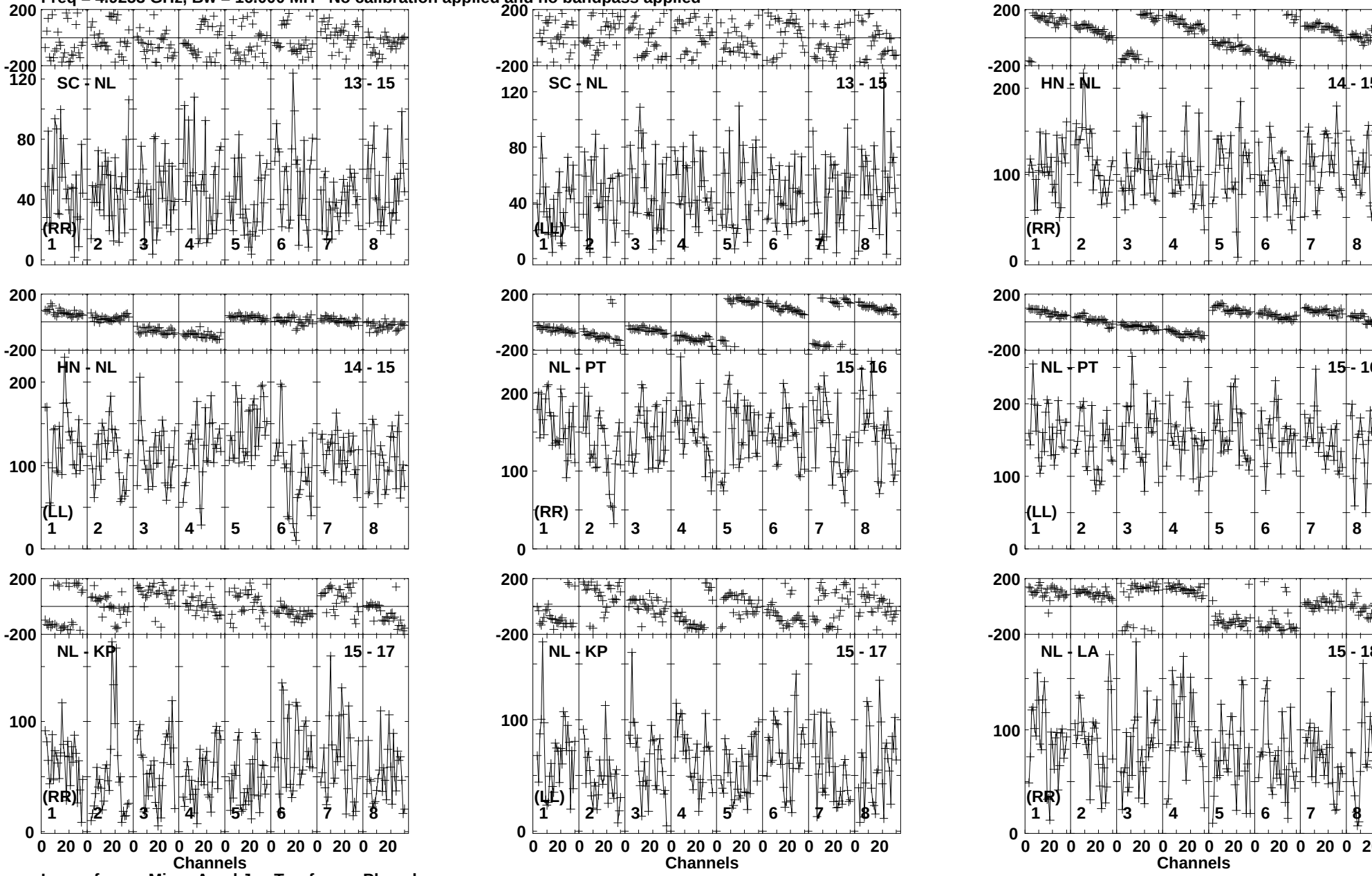

Lower frame: Micro Ampl Jy Top frame: Phas deg
Vector averaged cross-power spectrum Baseline: SC (13) - NL (15)
Timerange: 00/18:30:46 to 00/18:45:14

Plot file version 142 created 02-APR-2015 17:58:46
1632-0033 GJ014.UVDATA.1
Freq = 4.9253 GHz, Bw = 16.000 MH No calibration applied and no bandpass applied

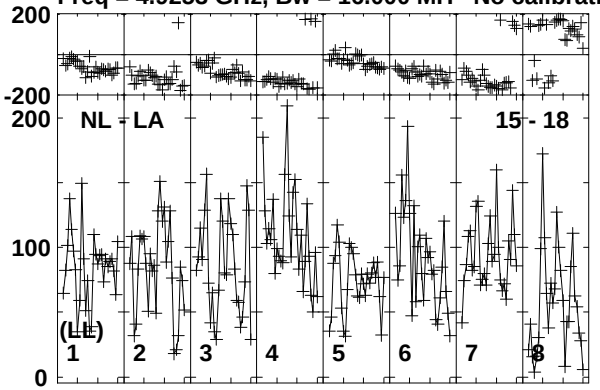

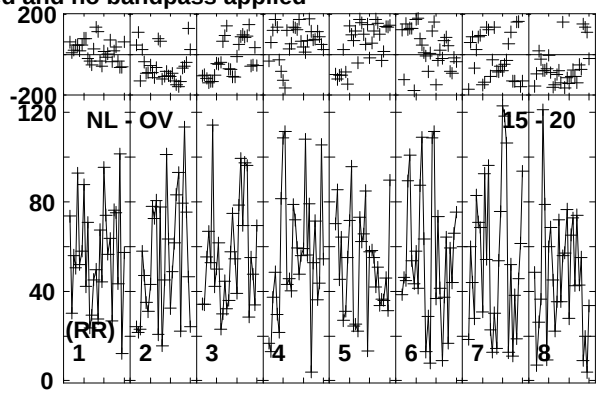

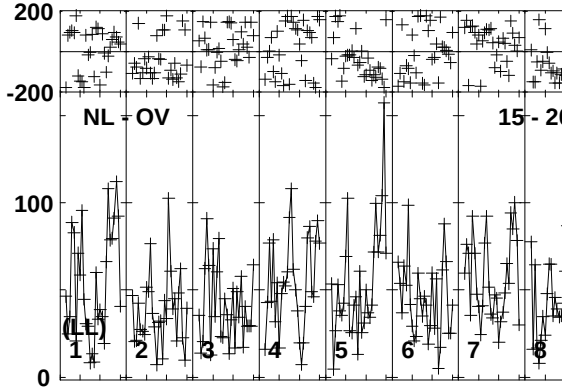

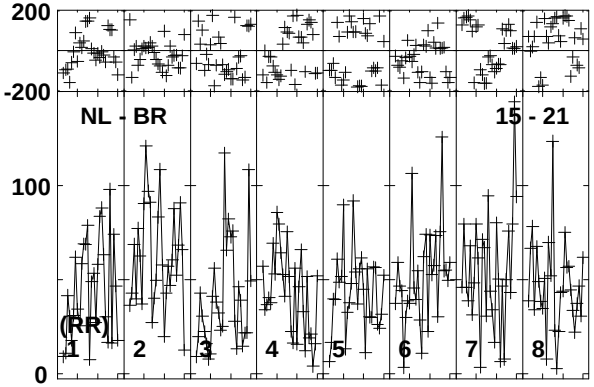

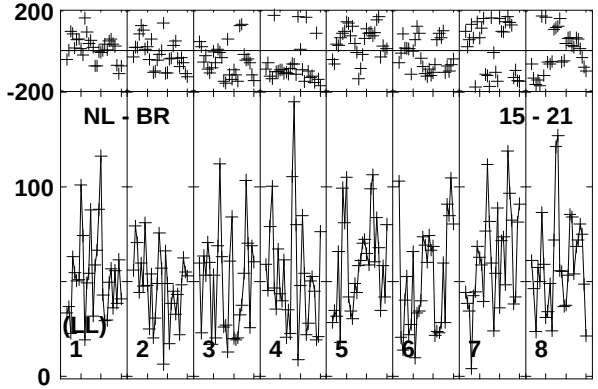

Lower frame: Micro Ampl Jy Top frame: Phas deg
Vector averaged cross-power spectrum Baseline: NL (15) - LA (18)
Timerange: 00/18:30:46 to 00/18:45:14

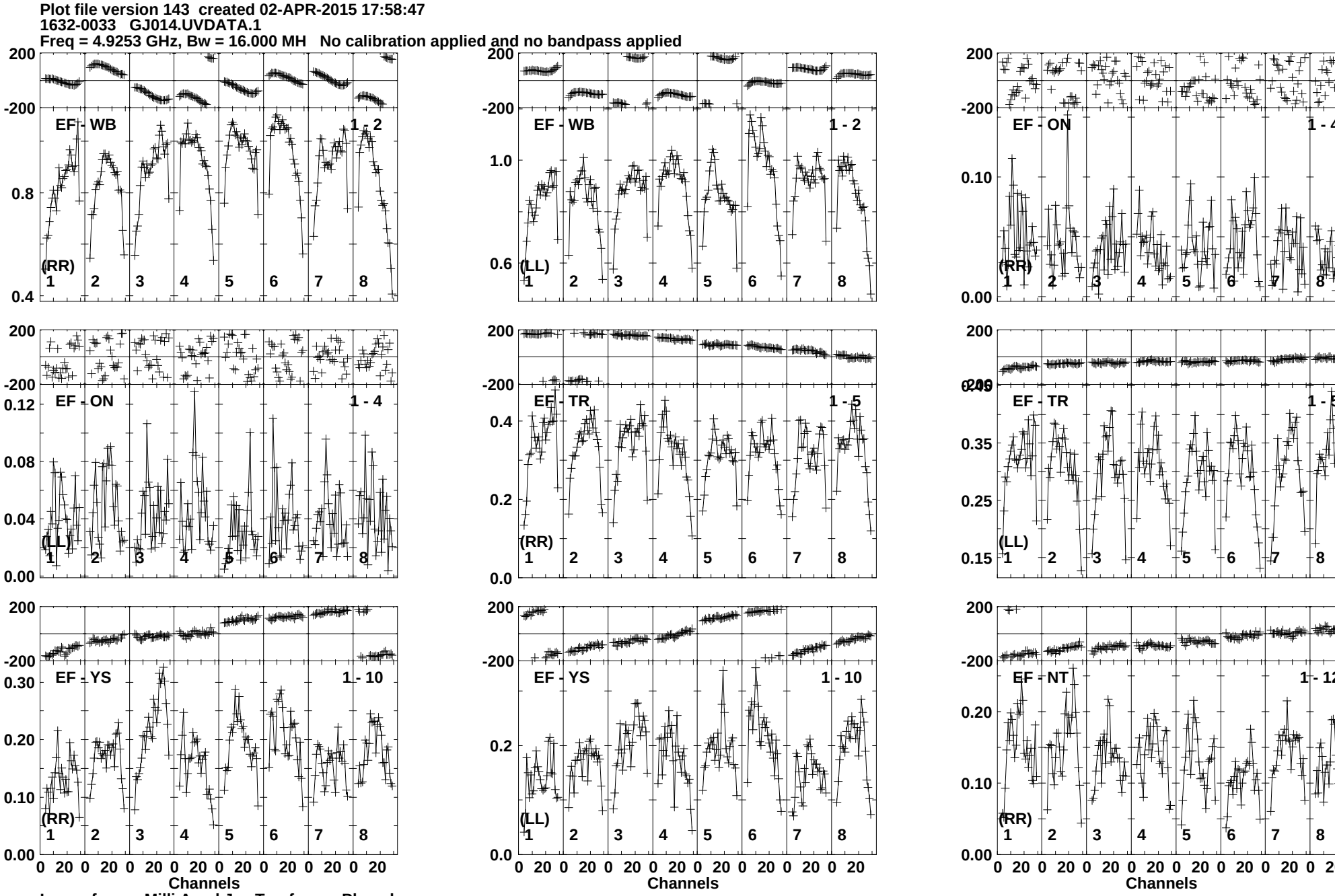
Plot file version 143 created 02-APR-2015 17:58:47
1632-0033 GJ014.UVDATA.1
Freq = 4.9253 GHz, Bw = 16.000 MH No calibration applied and no bandpass applied
EF - WB
1 - 2
(RR)
(LL)
EF - ON
1 - 4
EF - TR
1 - 5
EF - YS
1 - 10
EF - NT
1 - 12
Channels
Lower frame: Milli Ampl Jy Top frame: Phas deg
Vector averaged cross-power spectrum Baseline: EF (01) - WB (02)
Timerange: 00/18:45:46 to 00/19:00:14

Plot file version 144 created 02-APR-2015 17:58:48
1632-0033 GJ014.UVDATA.1
Freq = 4.9253 GHz, Bw = 16.000 MH No calibration applied and no bandpass applied

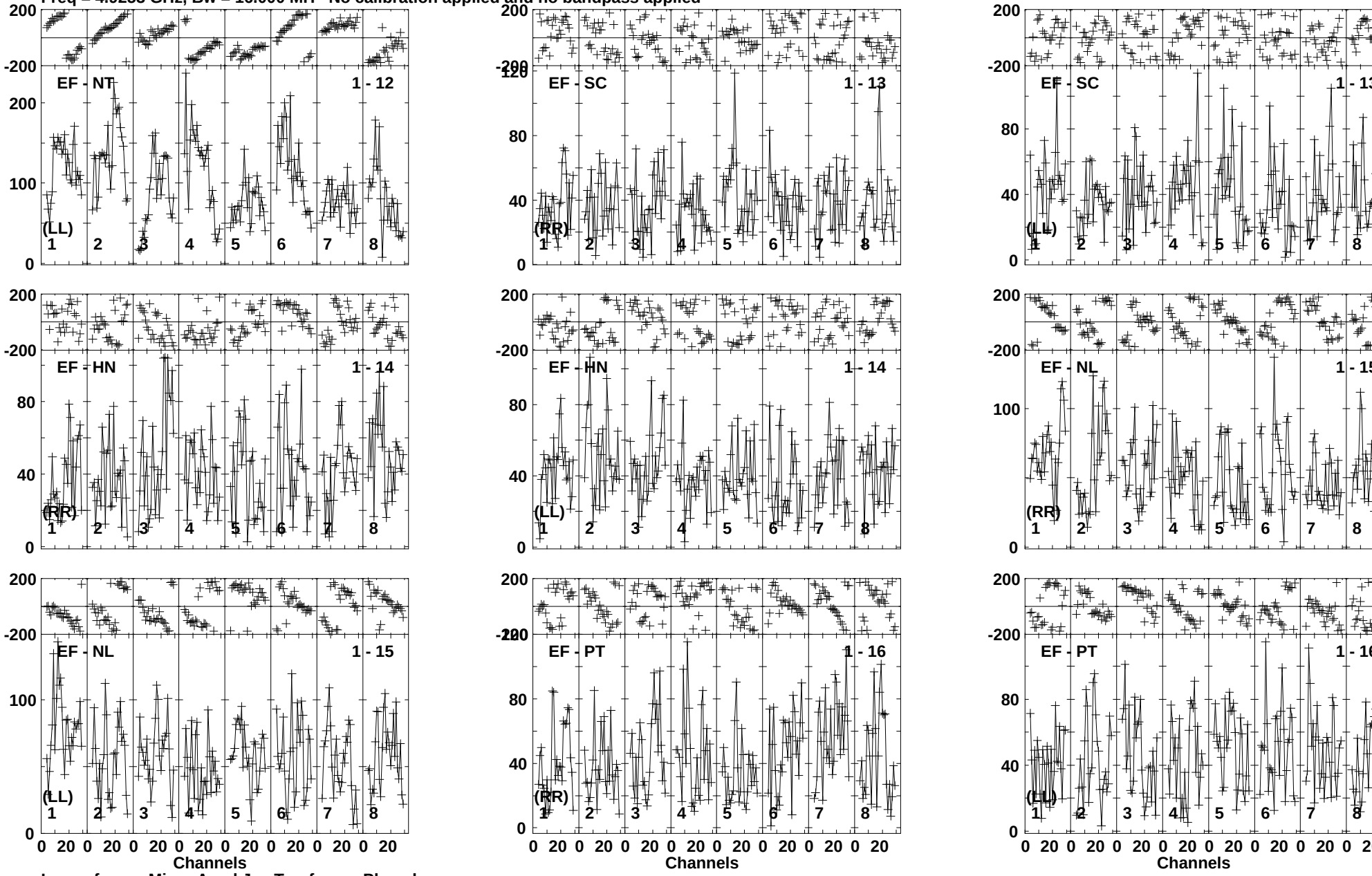

Lower frame: Micro Ampl Jy Top frame: Phas deg
Vector averaged cross-power spectrum Baseline: EF (01) - NT (12)
Timerange: 00/18:45:46 to 00/19:00:14

Plot file version 145 created 02-APR-2015 17:58:48
1632-0033 GJ014.UVDATA.1
Freq = 4.9253 GHz, Bw = 16.000 MH No calibration applied and no bandpass applied

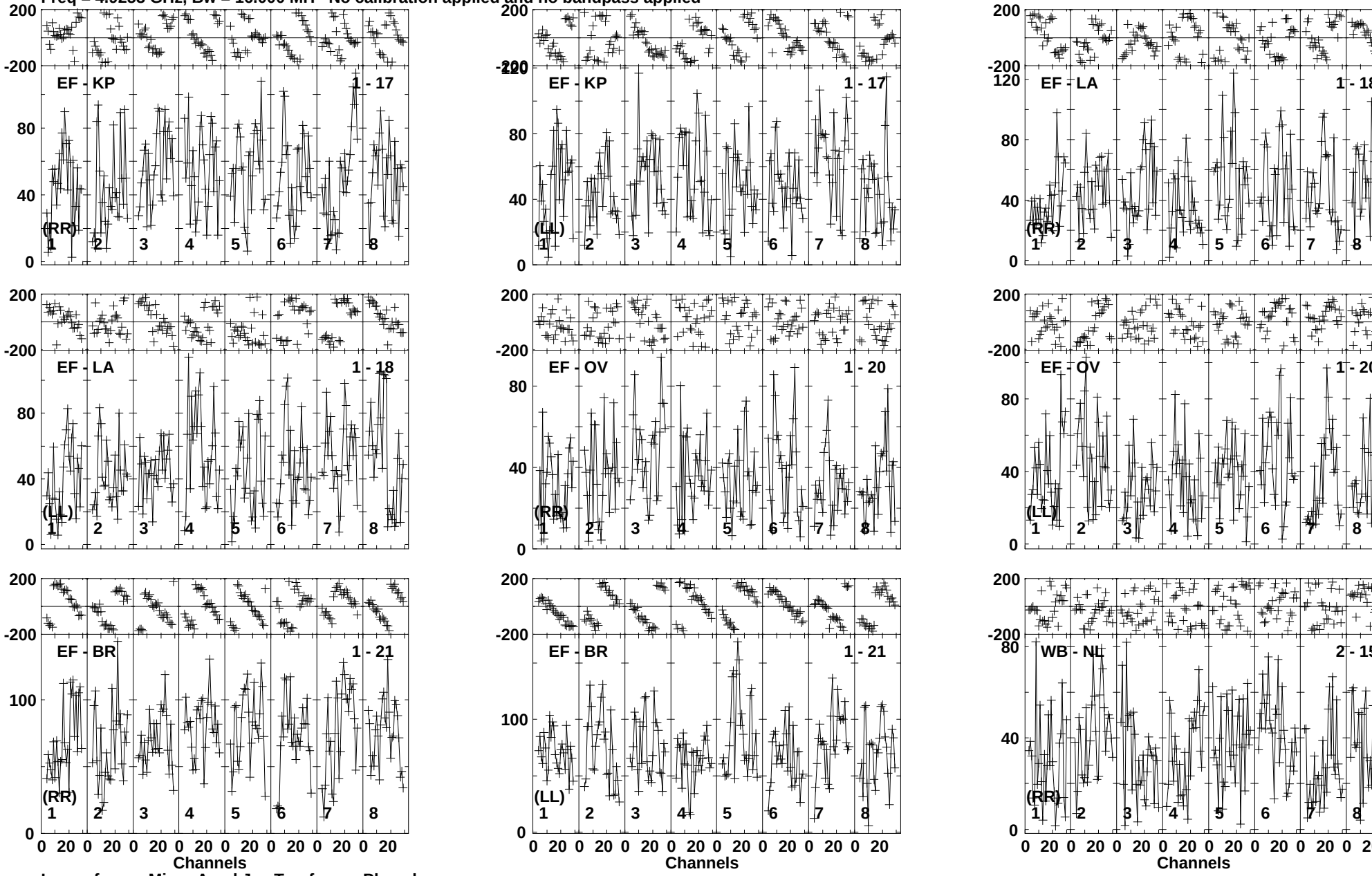

Lower frame: Micro Ampl Jy Top frame: Phas deg
Vector averaged cross-power spectrum Baseline: EF (01) - KP (17)
Timerange: 00/18:45:46 to 00/19:00:14

Plot file version 146 created 02-APR-2015 17:58:49
1632-0033 GJ014.UVDATA.1
Freq = 4.9253 GHz, Bw = 16.000 MH No calibration applied and no bandpass applied

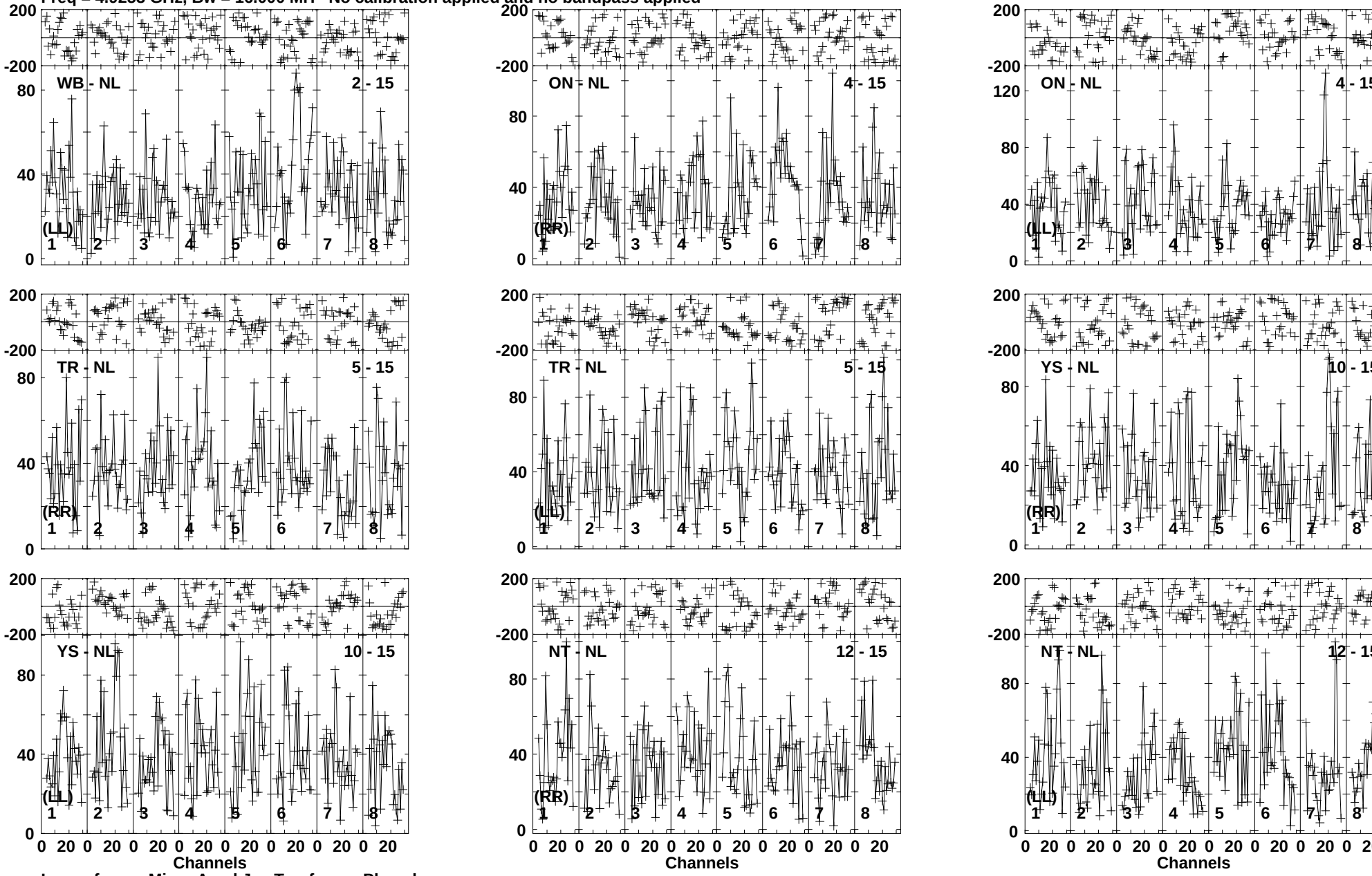

Lower frame: Micro Ampl Jy Top frame: Phas deg
Vector averaged cross-power spectrum Baseline: WB (02) - NL (15)
Timerange: 00/18:45:46 to 00/19:00:14

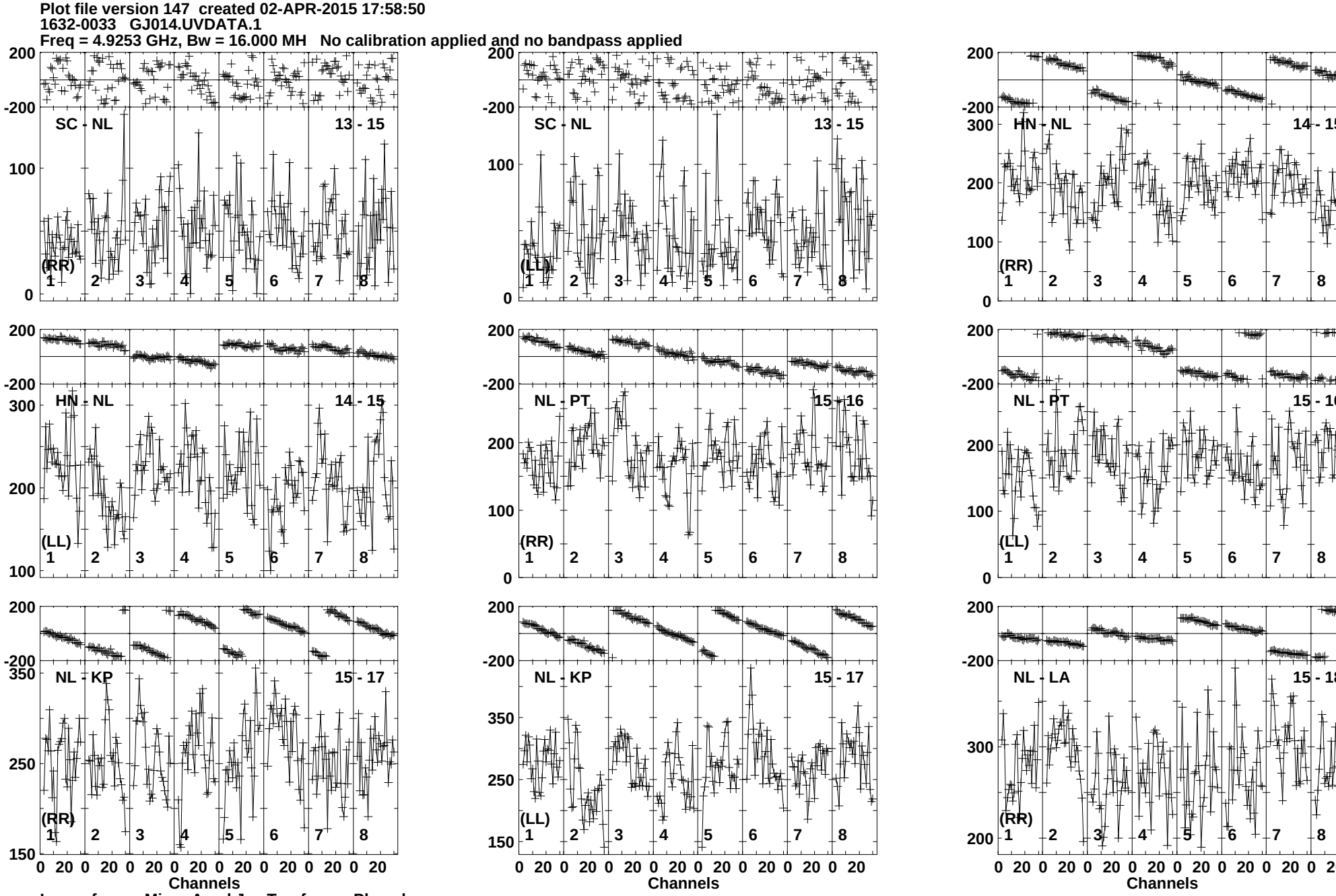
Plot file version 147 created 02-APR-2015 17:58:50
1632-0033 GJ014.UVDATA.1
Freq = 4.9253 GHz, Bw = 16.000 MH No calibration applied and no bandpass applied
SC - NL
13 - 15
(RR)
SC - NL
13 - 15
(LL)
HN - NL
14 - 15
(RR)
HN - NL
14 - 15
(LL)
NL - PT
15 - 16
(RR)
NL - PT
15 - 16
(LL)
NL - KP
15 - 17
(RR)
NL - KP
15 - 17
(LL)
NL - LA
15 - 18
(RR)
Channels
Channels
Channels
Lower frame: Micro Ampl Jy Top frame: Phas deg
Vector averaged cross-power spectrum Baseline: SC (13) - NL (15)
Timerange: 00/18:45:46 to 00/19:00:14

Plot file version 148 created 02-APR-2015 17:58:50
1632-0033 GJ014.UVDATA.1
Freq = 4.9253 GHz, Bw = 16.000 MH No calibration applied and no bandpass applied

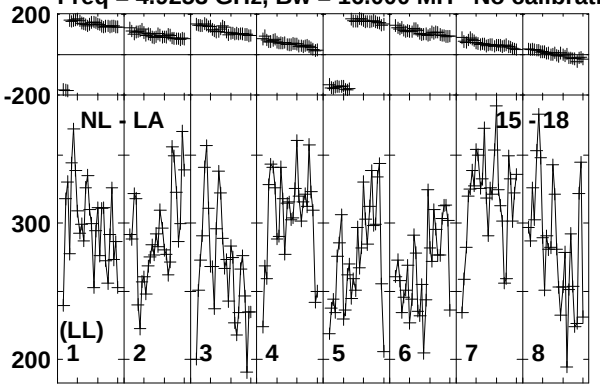

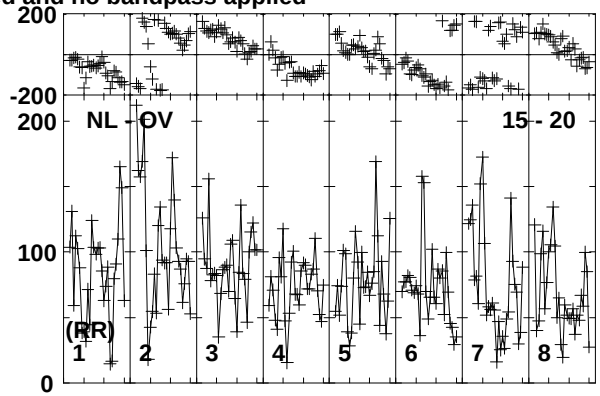

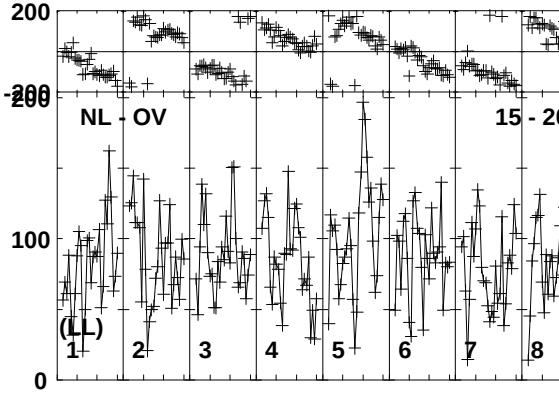

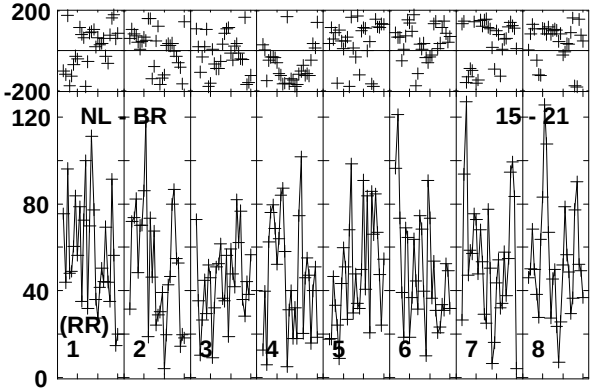

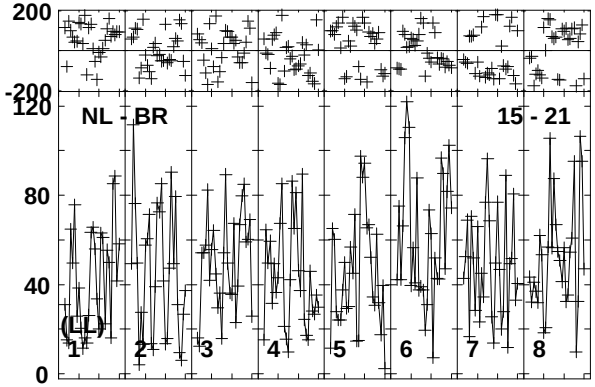

Lower frame: Micro Ampl Jy Top frame: Phas deg
Vector averaged cross-power spectrum Baseline: NL (15) - LA (18)
Timerange: 00/18:45:46 to 00/19:00:14

Plot file version 149 created 02-APR-2015 17:58:51
1632-0033 GJ014.UVDATA.1
Freq = 4.9253 GHz, Bw = 16.000 MH No calibration applied and no bandpass applied

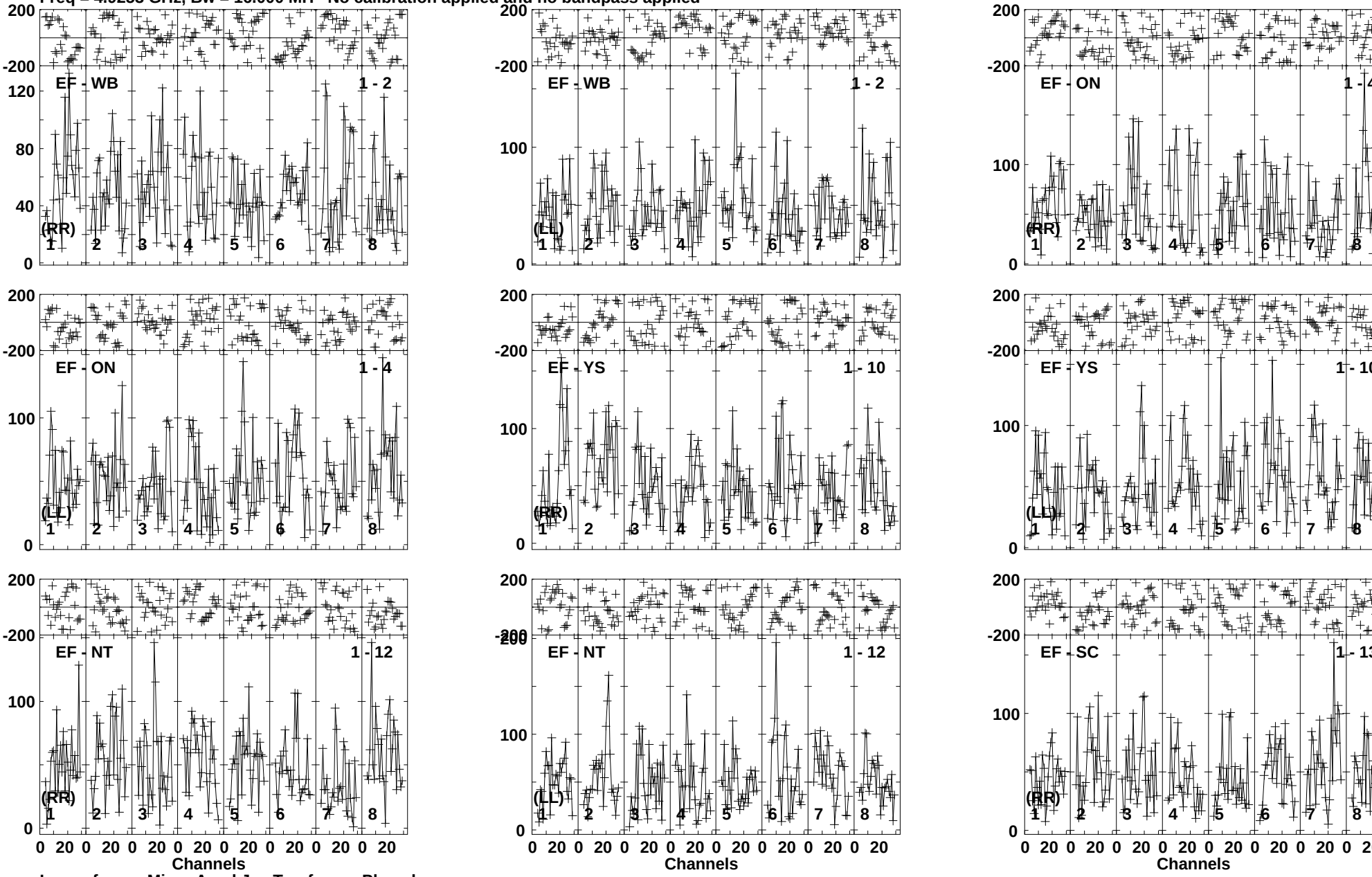

Lower frame: Micro Ampl Jy Top frame: Phas deg
Vector averaged cross-power spectrum Baseline: EF (01) - WB (02)
Timerange: 00/19:00:46 to 00/19:09:44

Plot file version 150 created 02-APR-2015 17:58:51
1632-0033 GJ014.UVDATA.1
Freq = 4.9253 GHz, Bw = 16.000 MH No calibration applied and no bandpass applied

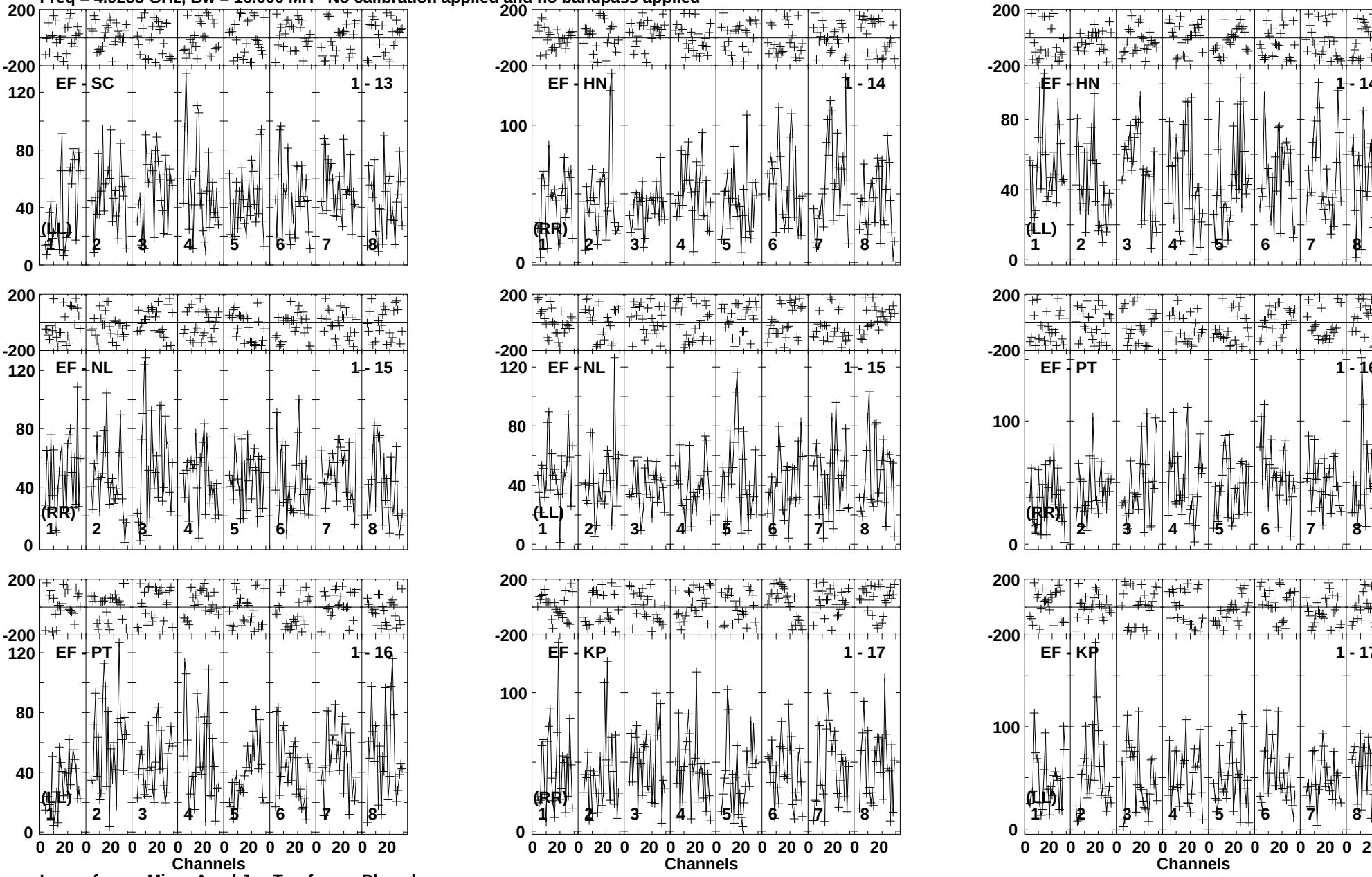

Lower frame: Micro Ampl Jy Top frame: Phas deg
Vector averaged cross-power spectrum Baseline: EF (01) - SC (13)
Timerange: 00/19:00:46 to 00/19:09:44

Plot file version 151 created 02-APR-2015 17:58:52
1632-0033 GJ014.UVDATA.1
Freq = 4.9253 GHz, Bw = 16.000 MH No calibration applied and no bandpass applied

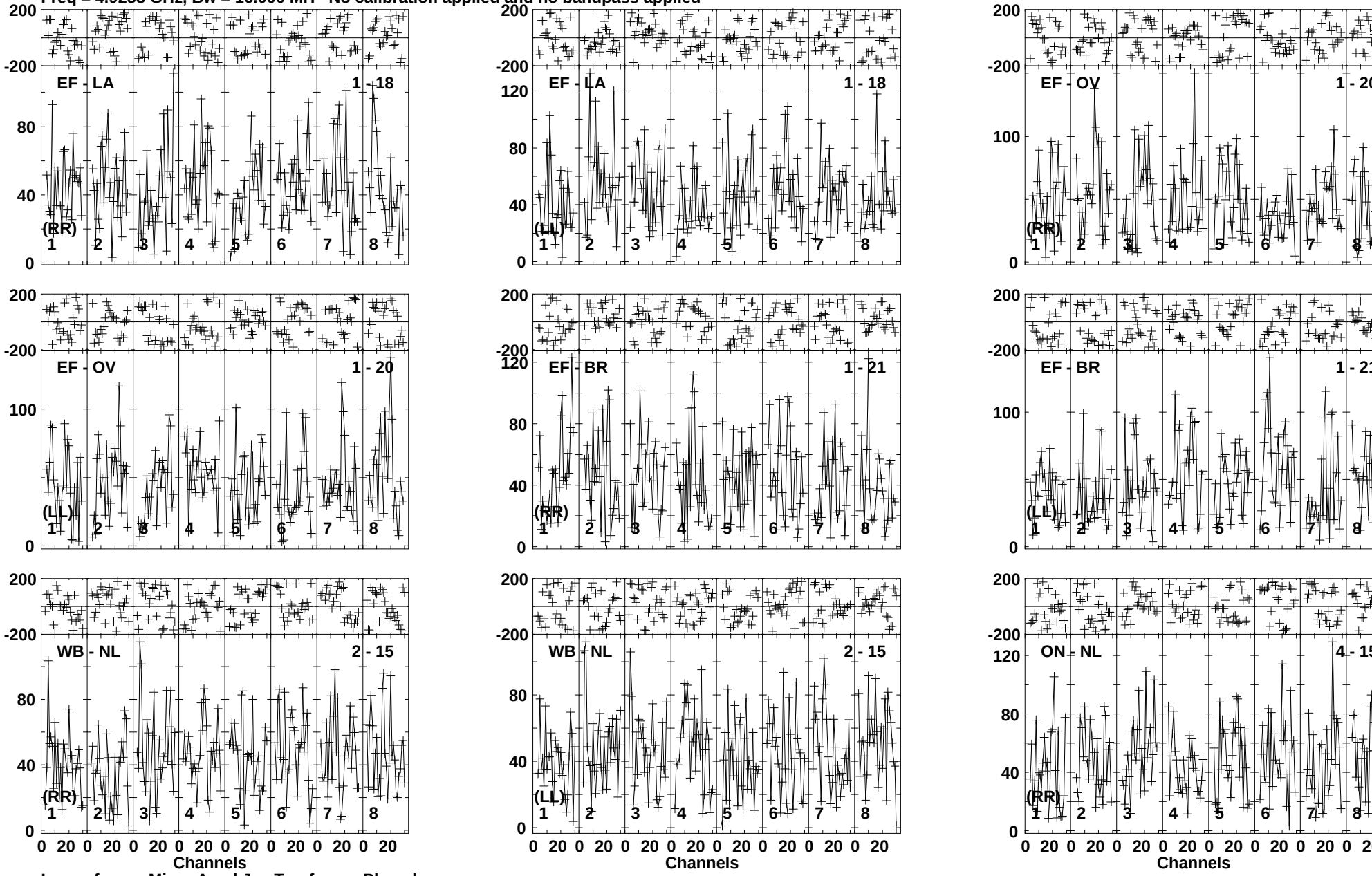

Lower frame: Micro Ampl Jy Top frame: Phas deg
Vector averaged cross-power spectrum Baseline: EF (01) - LA (18)
Timerange: 00/19:00:46 to 00/19:09:44

Plot file version 152 created 02-APR-2015 17:58:52
1632-0033 GJ014.UVDATA.1
Freq = 4.9253 GHz, Bw = 16.000 MH No calibration applied and no bandpass applied

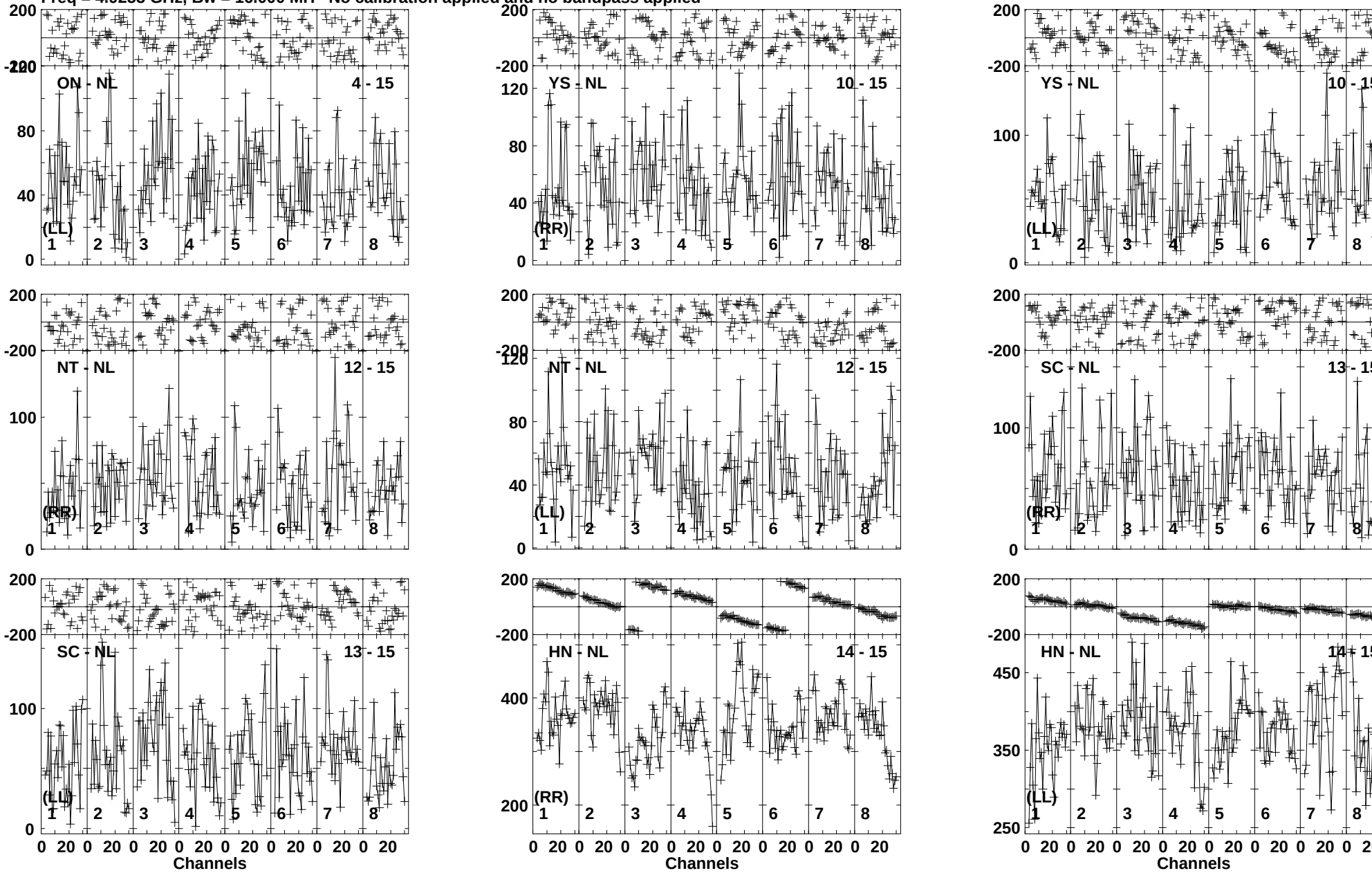

Lower frame: Micro Ampl Jy Top frame: Phas deg
Vector averaged cross-power spectrum Baseline: ON (04) - NL (15)
Timerange: 00/19:00:46 to 00/19:09:44

Plot file version 153 created 02-APR-2015 17:58:53
1632-0033 GJ014.UVDATA.1
Freq = 4.9253 GHz, Bw = 16.000 MH No calibration applied and no bandpass applied

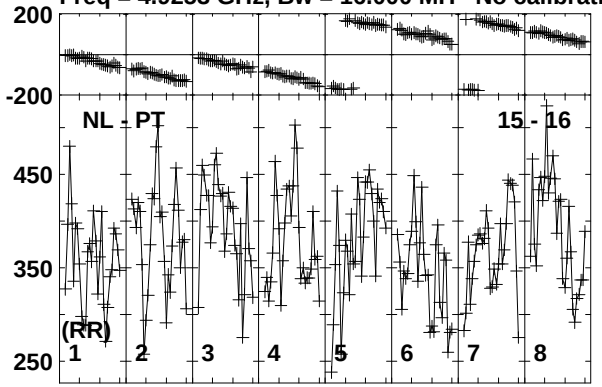

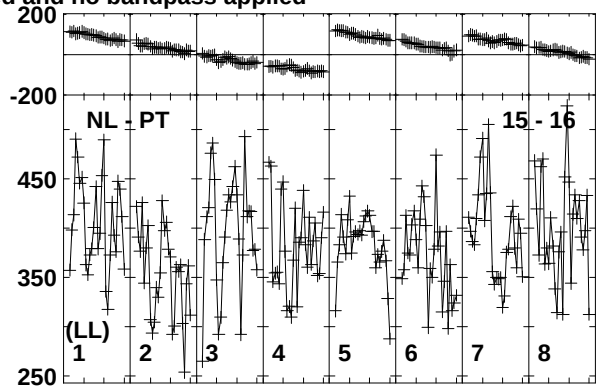

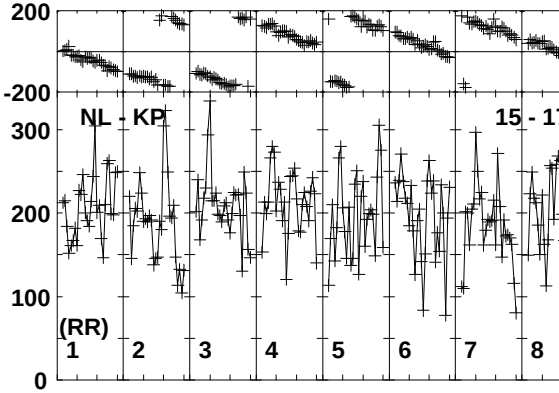

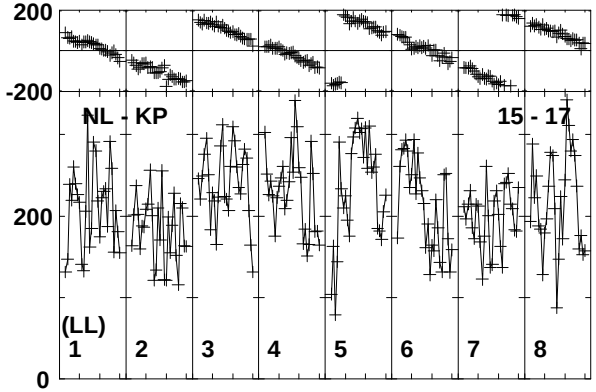

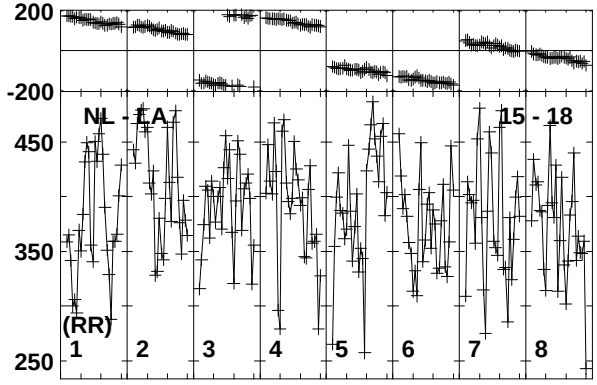

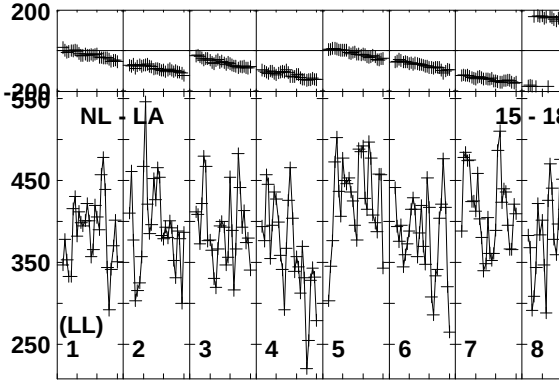

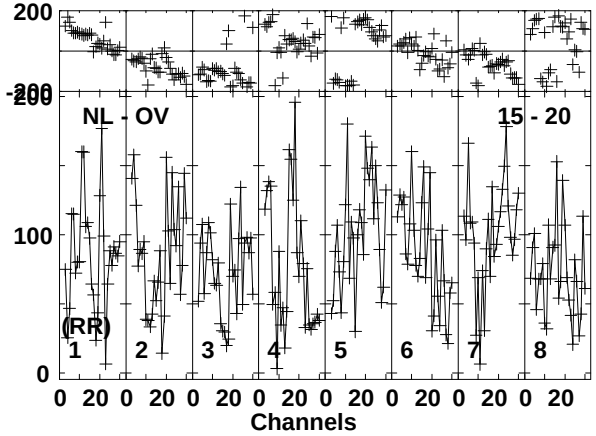

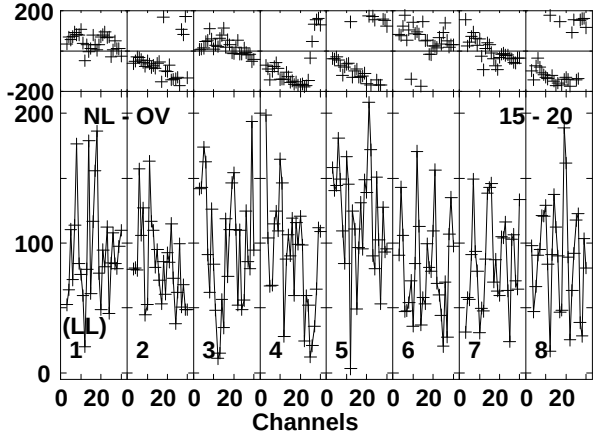

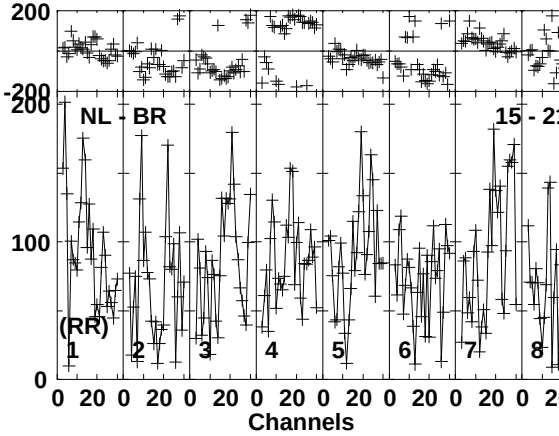

Lower frame: Micro Ampl Jy Top frame: Phas deg
Vector averaged cross-power spectrum Baseline: NL (15) - PT (16)
Timerange: 00/19:00:46 to 00/19:09:44

Plot file version 154 created 02-APR-2015 17:58:54
1632-0033 GJ014.UVDATA.1
Freq = 4.9253 GHz, Bw = 16.000 MH No calibration applied and no bandpass applied

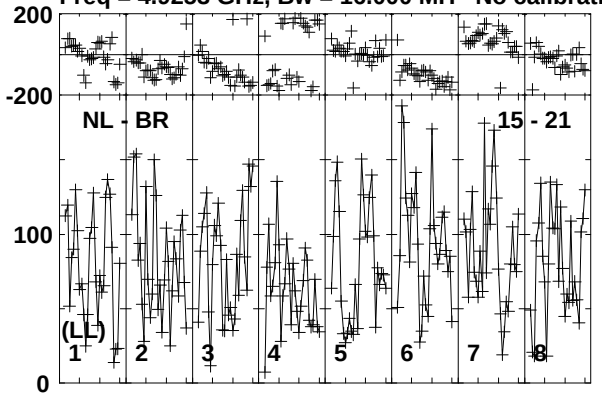

Lower frame: Micro Ampl Jy Top frame: Phas deg
Vector averaged cross-power spectrum Baseline: NL (15) - BR (21)
Timerange: 00/19:00:46 to 00/19:09:44

Plot file version 155 created 02-APR-2015 17:58:55
1632-0033 GJ014.UVDATA.1
Freq = 4.9253 GHz, Bw = 16.000 MH No calibration applied and no bandpass applied

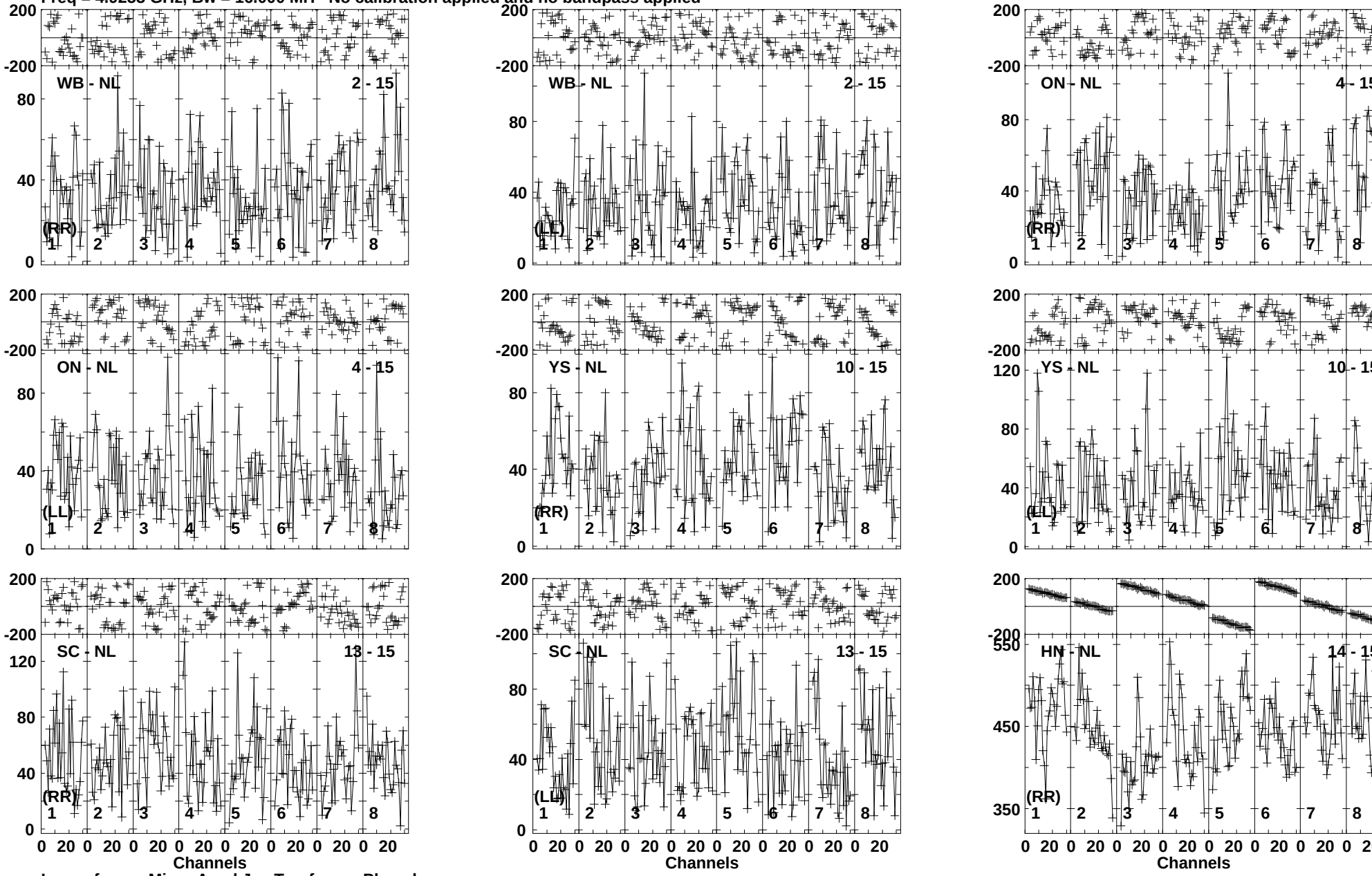

Lower frame: Micro Ampl Jy Top frame: Phas deg
Vector averaged cross-power spectrum Baseline: WB (02) - NL (15)
Timerange: 00/19:15:46 to 00/19:30:14

Plot file version 156 created 02-APR-2015 17:58:55
1632-0033 GJ014.UVDATA.1
Freq = 4.9253 GHz, Bw = 16.000 MH No calibration applied and no bandpass applied

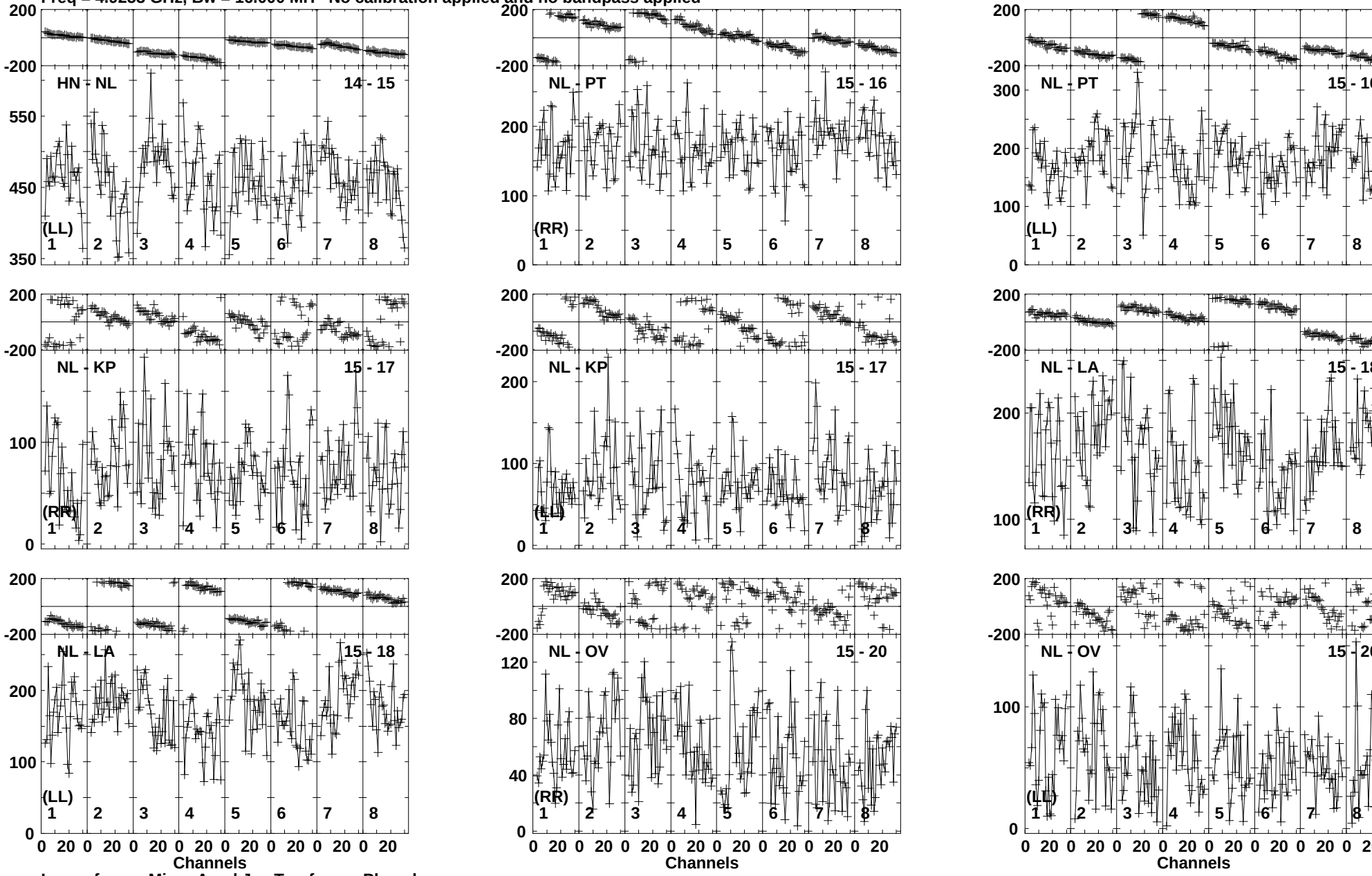

Lower frame: Micro Ampl Jy Top frame: Phas deg
Vector averaged cross-power spectrum Baseline: HN (14) - NL (15)
Timerange: 00/19:15:46 to 00/19:30:14

Plot file version 157 created 02-APR-2015 17:58:56
1632-0033 GJ014.UVDATA.1
Freq = 4.9253 GHz, Bw = 16.000 MH No calibration applied and no bandpass applied

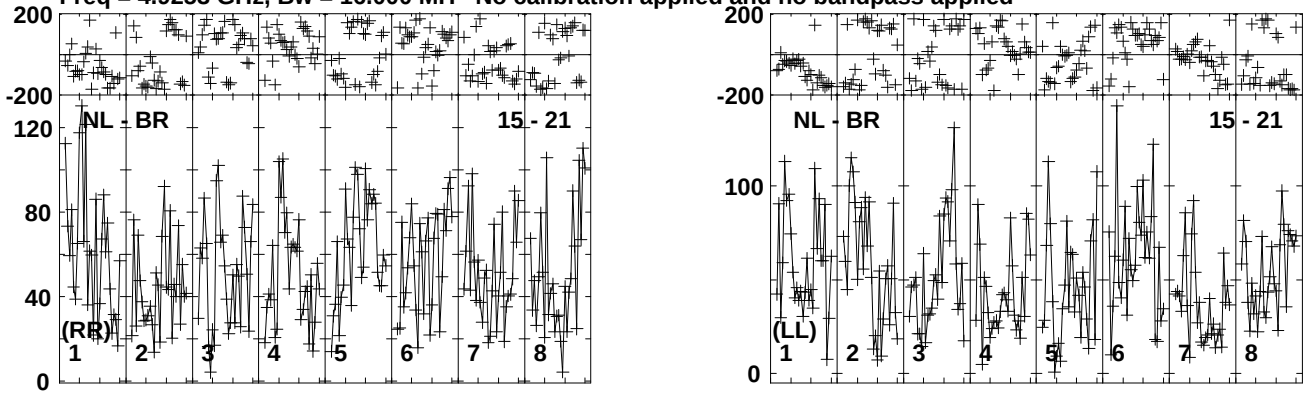

Lower frame: Micro Ampl Jy Top frame: Phas deg
Vector averaged cross-power spectrum Baseline: NL (15) - BR (21)
Timerange: 00/19:15:46 to 00/19:30:14

Plot file version 158 created 02-APR-2015 17:58:57
1632-0033 GJ014.UVDATA.1
Freq = 4.9253 GHz, Bw = 16.000 MH No calibration applied and no bandpass applied

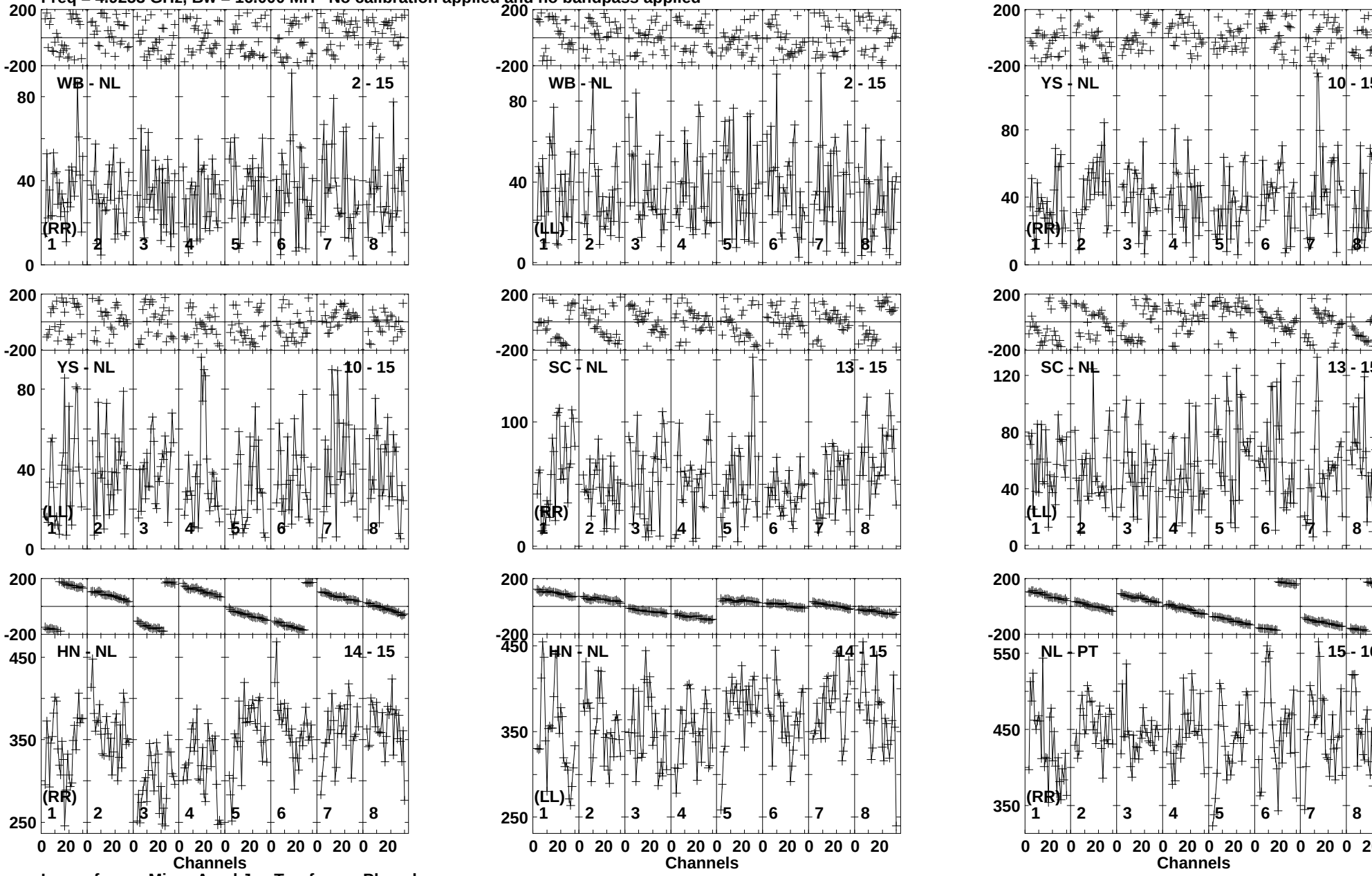

Lower frame: Micro Ampl Jy Top frame: Phas deg
Vector averaged cross-power spectrum Baseline: WB (02) - NL (15)
Timerange: 00/19:30:46 to 00/19:45:14

Plot file version 159 created 02-APR-2015 17:58:57
1632-0033 GJ014.UVDATA.1
Freq = 4.9253 GHz, Bw = 16.000 MH No calibration applied and no bandpass applied

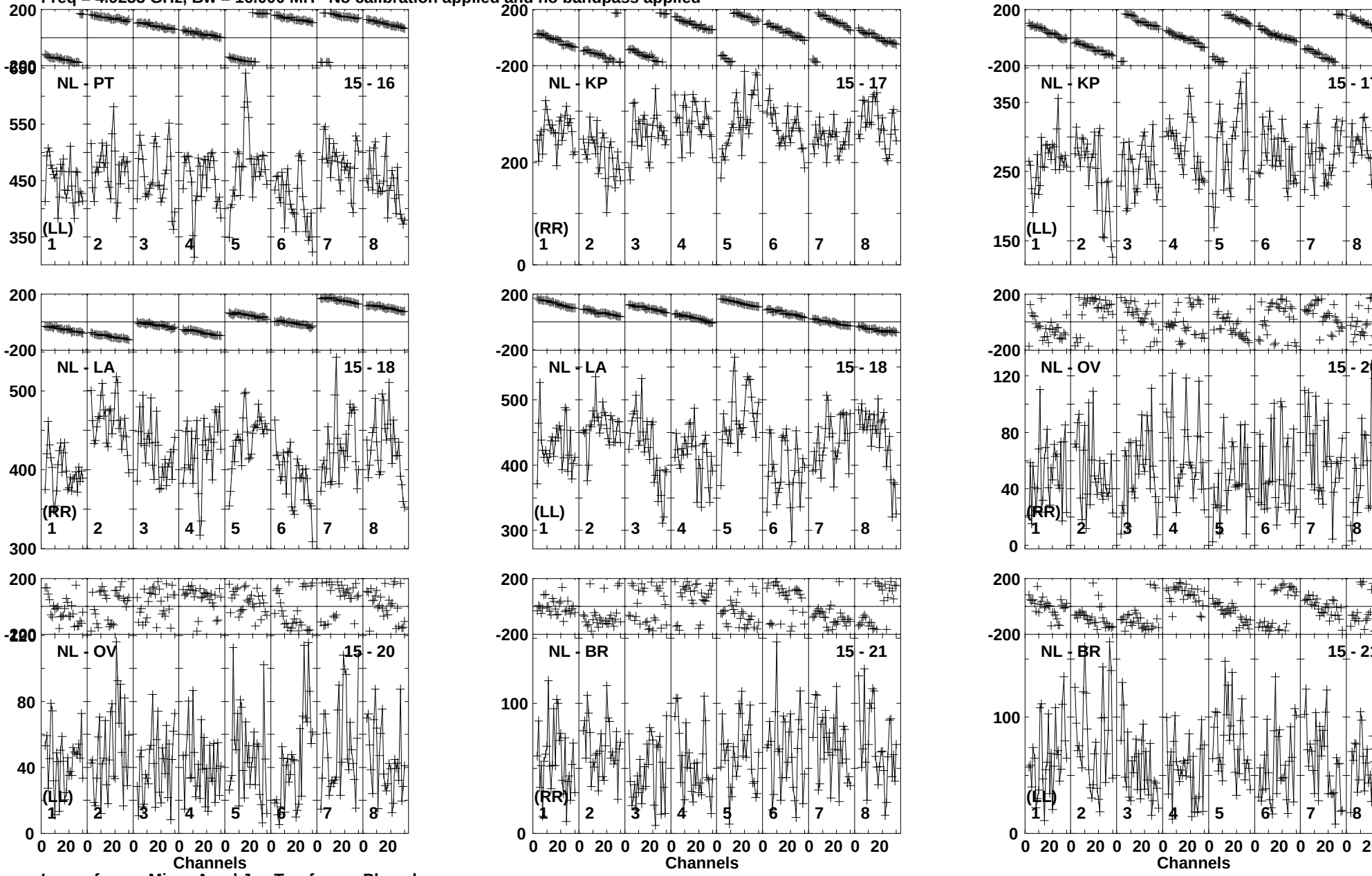

Lower frame: Micro Ampl Jy Top frame: Phas deg
Vector averaged cross-power spectrum Baseline: NL (15) - PT (16)
Timerange: 00/19:30:46 to 00/19:45:14

Plot file version 160 created 02-APR-2015 17:58:59
1632-0033 GJ014.UVDATA.1
Freq = 4.9253 GHz, Bw = 16.000 MH No calibration applied and no bandpass applied

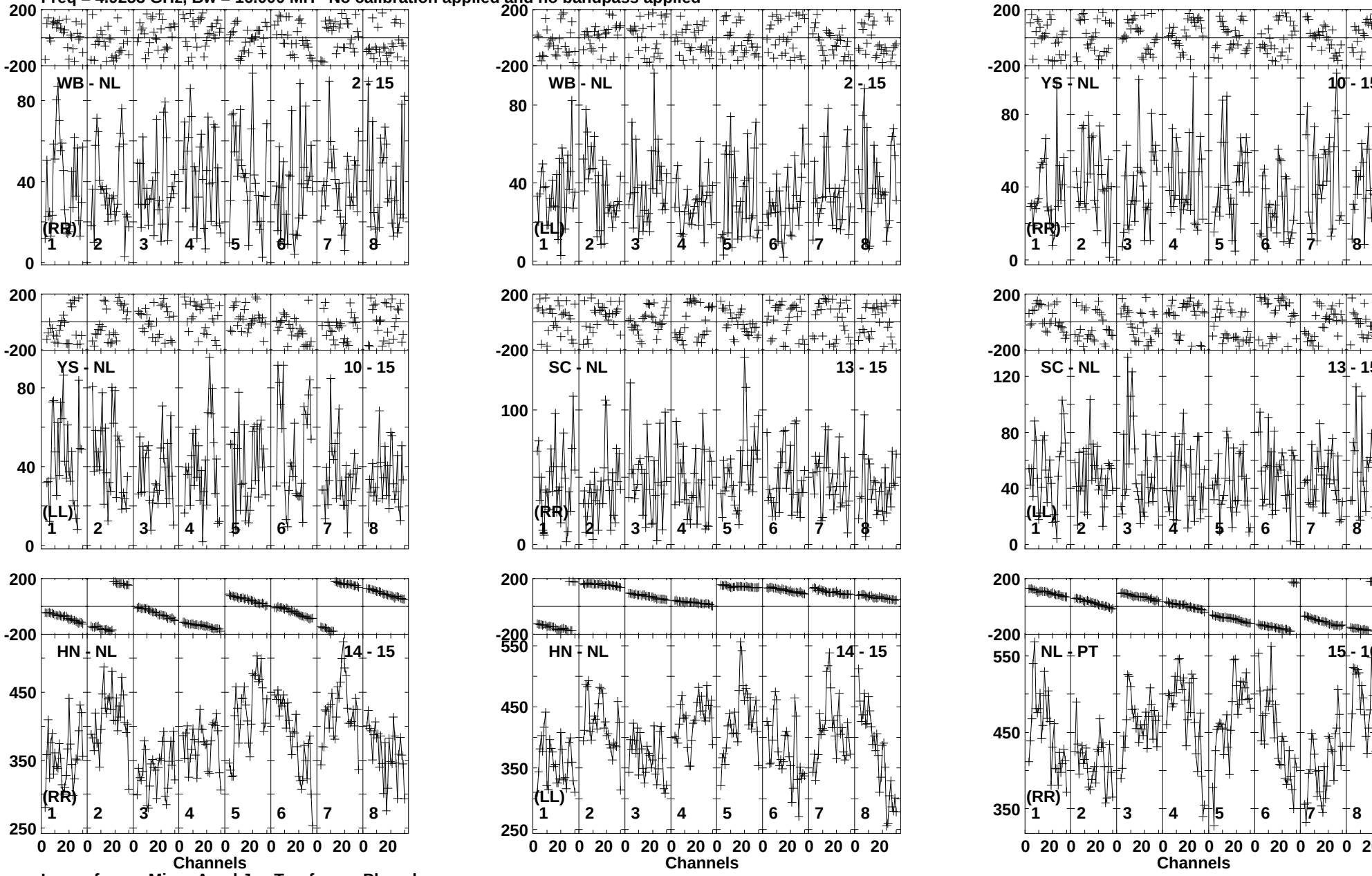

Lower frame: Micro Ampl Jy Top frame: Phas deg
Vector averaged cross-power spectrum Baseline: WB (02) - NL (15)
Timerange: 00/19:45:46 to 00/20:00:14

Plot file version 161 created 02-APR-2015 17:58:59
1632-0033 GJ014.UVDATA.1
Freq = 4.9253 GHz, Bw = 16.000 MH No calibration applied and no bandpass applied

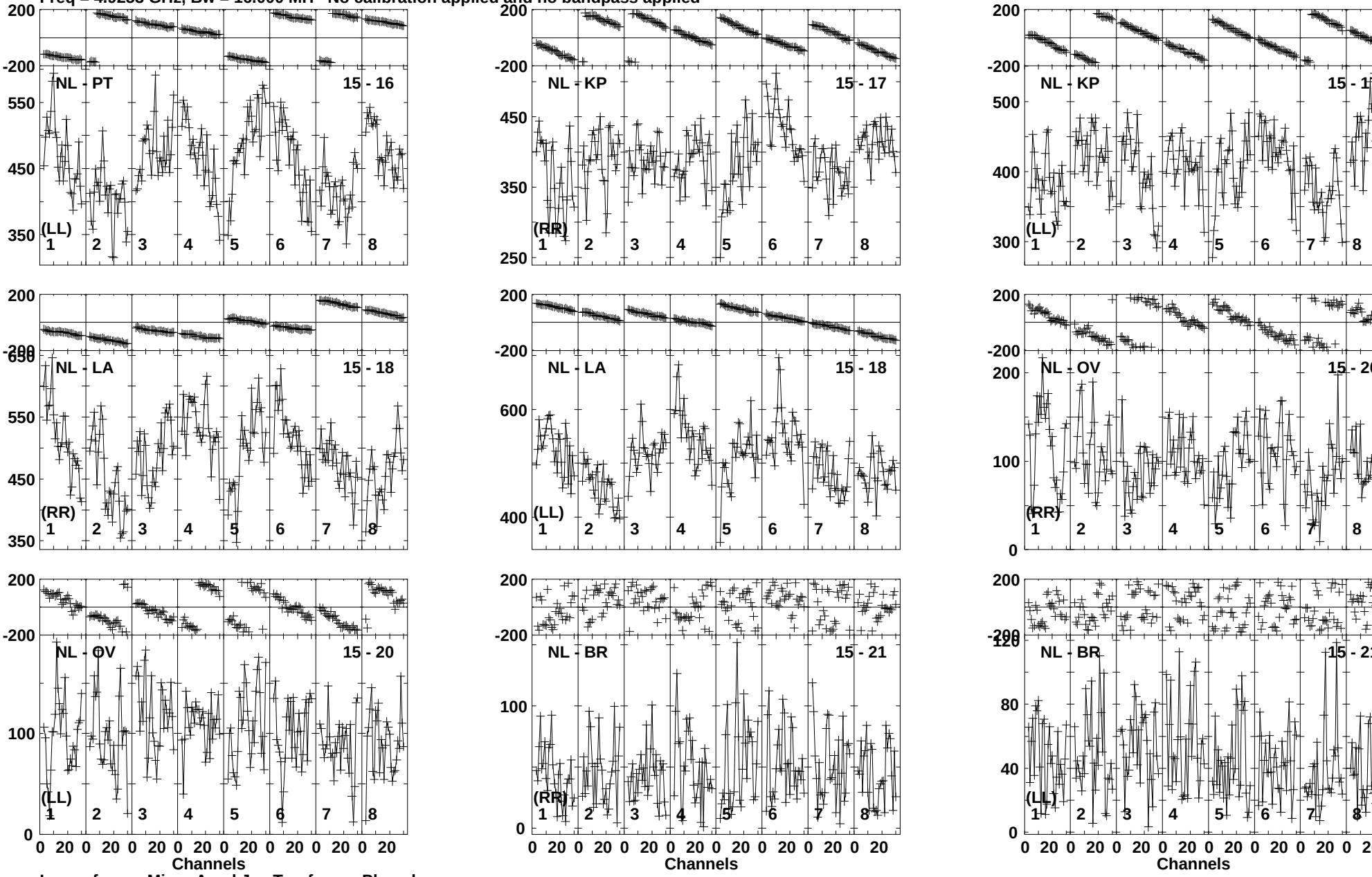

Lower frame: Micro Ampl Jy Top frame: Phas deg
Vector averaged cross-power spectrum Baseline: NL (15) - PT (16)
Timerange: 00/19:45:46 to 00/20:00:14

Plot file version 162 created 02-APR-2015 17:59:01
1632-0033 GJ014.UVDATA.1
Freq = 4.9253 GHz, Bw = 16.000 MH No calibration applied and no bandpass applied

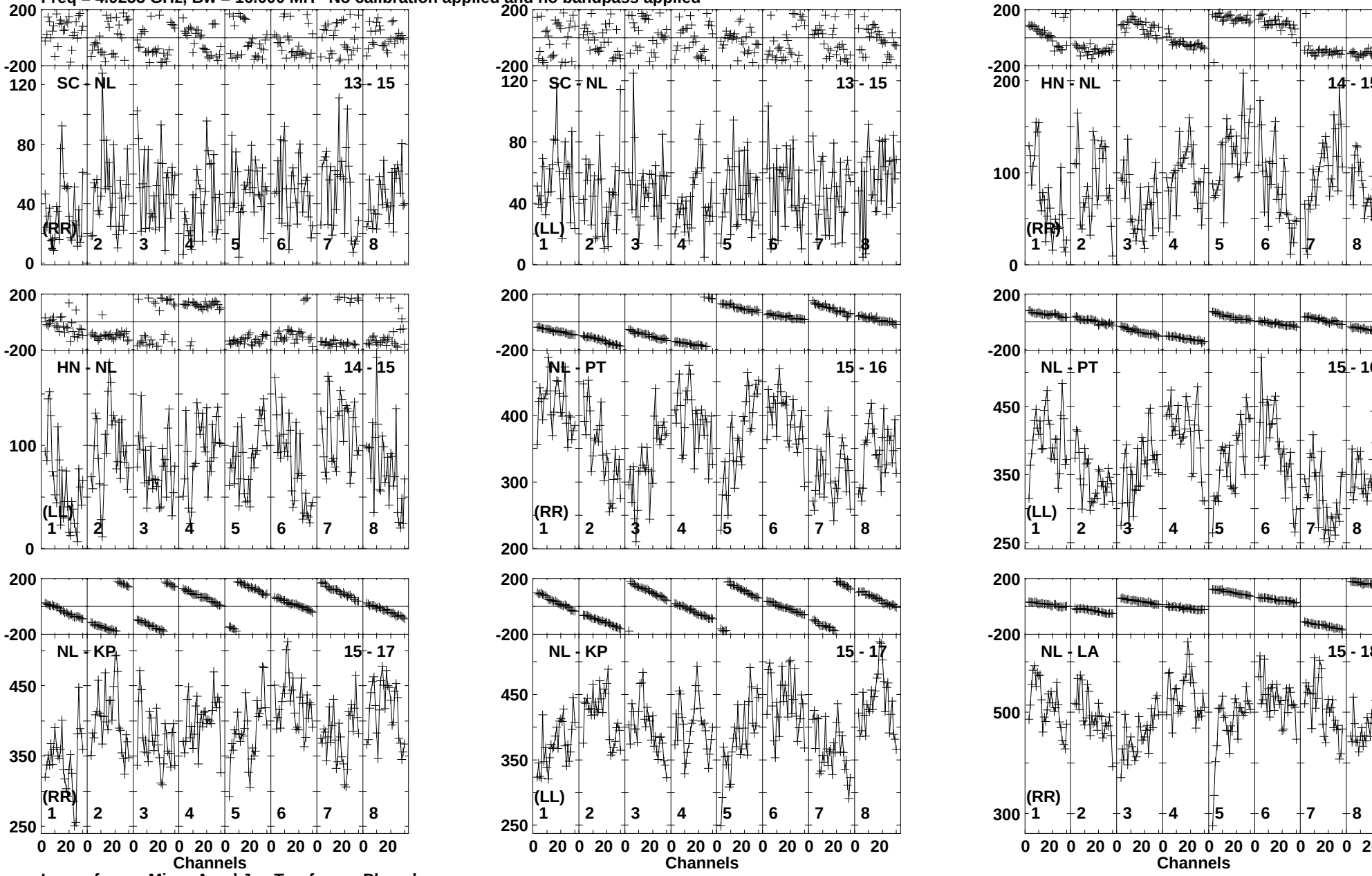

Lower frame: Micro Ampl Jy Top frame: Phas deg
Vector averaged cross-power spectrum Baseline: SC (13) - NL (15)
Timerange: 00/20:00:36 to 00/20:15:14

Plot file version 163 created 02-APR-2015 17:59:02
1632-0033 GJ014.UVDATA.1
Freq = 4.9253 GHz, Bw = 16.000 MH No calibration applied and no bandpass applied

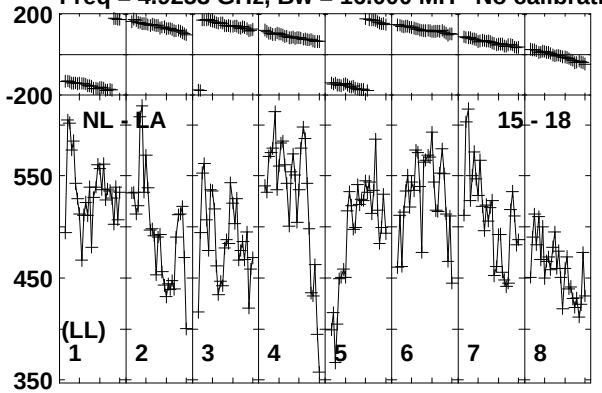

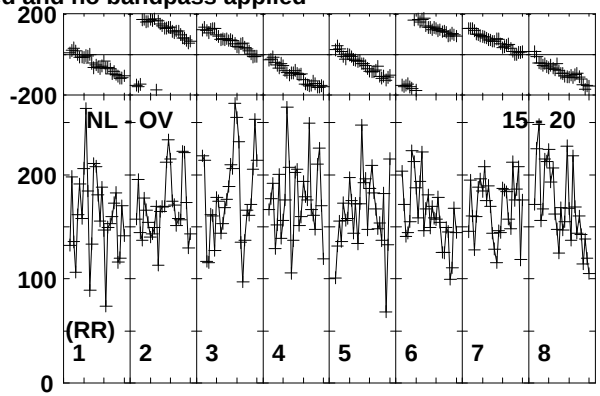

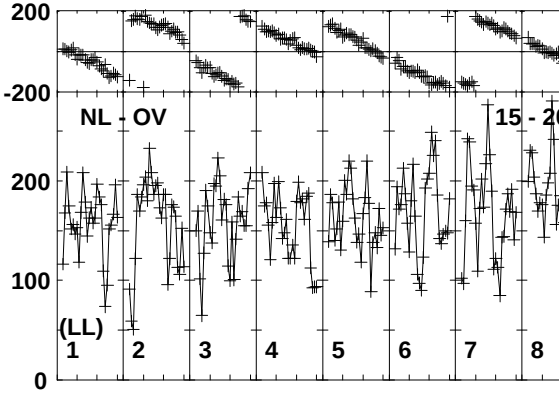

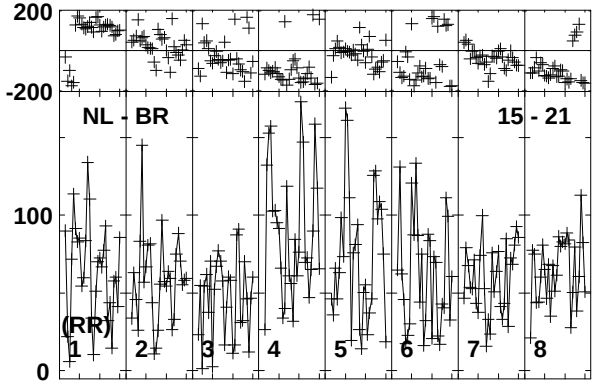

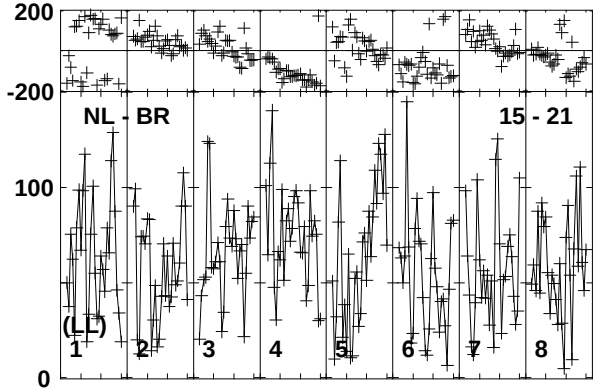

Lower frame: Micro Ampl Jy Top frame: Phas deg
Vector averaged cross-power spectrum Baseline: NL (15) - LA (18)
Timerange: 00/20:00:36 to 00/20:15:14

Plot file version 164 created 02-APR-2015 17:59:03
1632-0033 GJ014.UVDATA.1
Freq = 4.9253 GHz, Bw = 16.000 MH No calibration applied and no bandpass applied

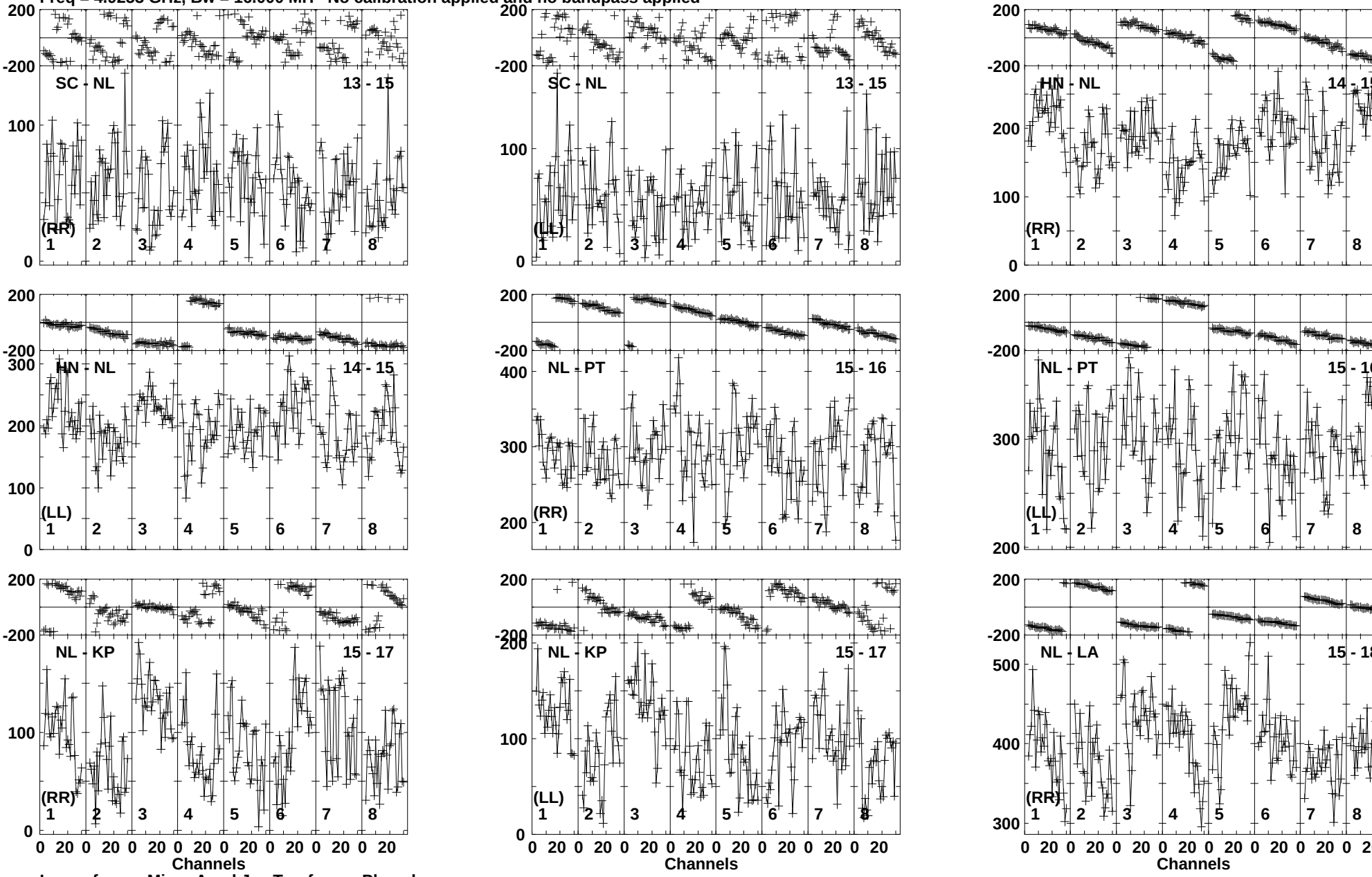

Lower frame: Micro Ampl Jy Top frame: Phas deg
Vector averaged cross-power spectrum Baseline: SC (13) - NL (15)
Timerange: 00/20:15:36 to 00/20:30:14

Plot file version 165 created 02-APR-2015 17:59:04
1632-0033 GJ014.UVDATA.1
Freq = 4.9253 GHz, Bw = 16.000 MH No calibration applied and no bandpass applied

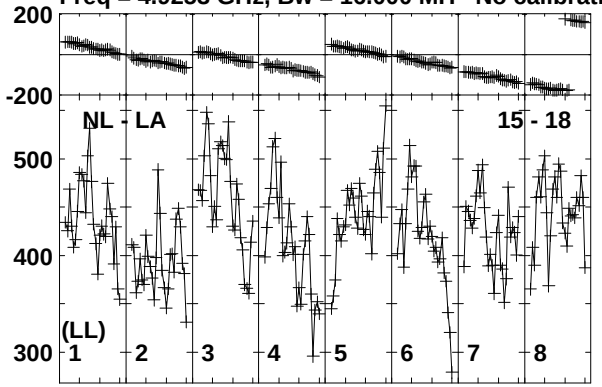

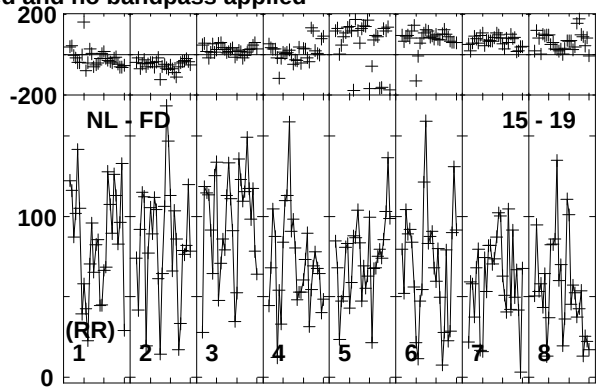

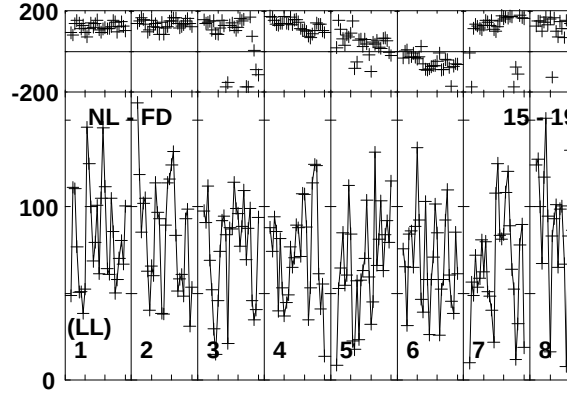

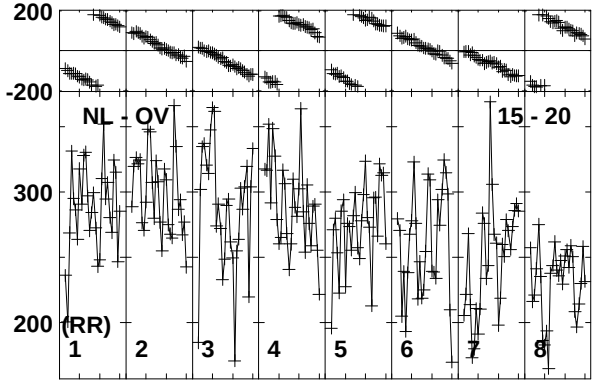

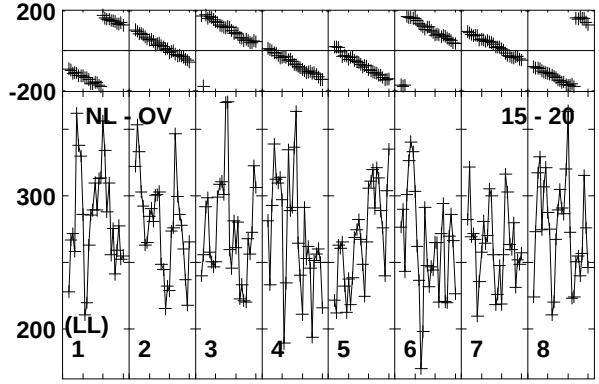

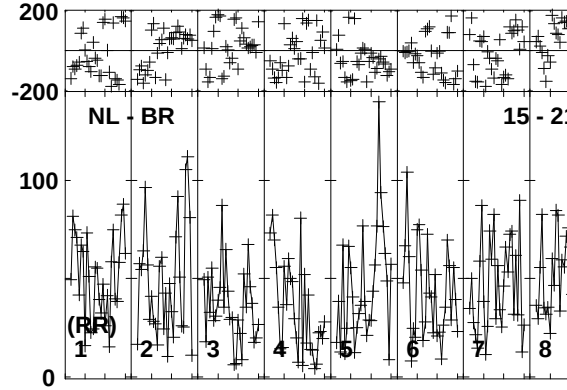

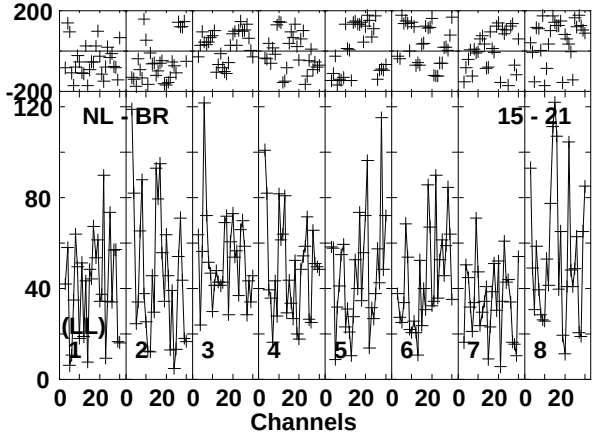

Lower frame: Micro Ampl Jy Top frame: Phas deg
Vector averaged cross-power spectrum Baseline: NL (15) - LA (18)
Timerange: 00/20:15:36 to 00/20:30:14

Plot file version 166 created 02-APR-2015 17:59:06
1632-0033 GJ014.UVDATA.1
Freq = 4.9253 GHz, Bw = 16.000 MH No calibration applied and no bandpass applied

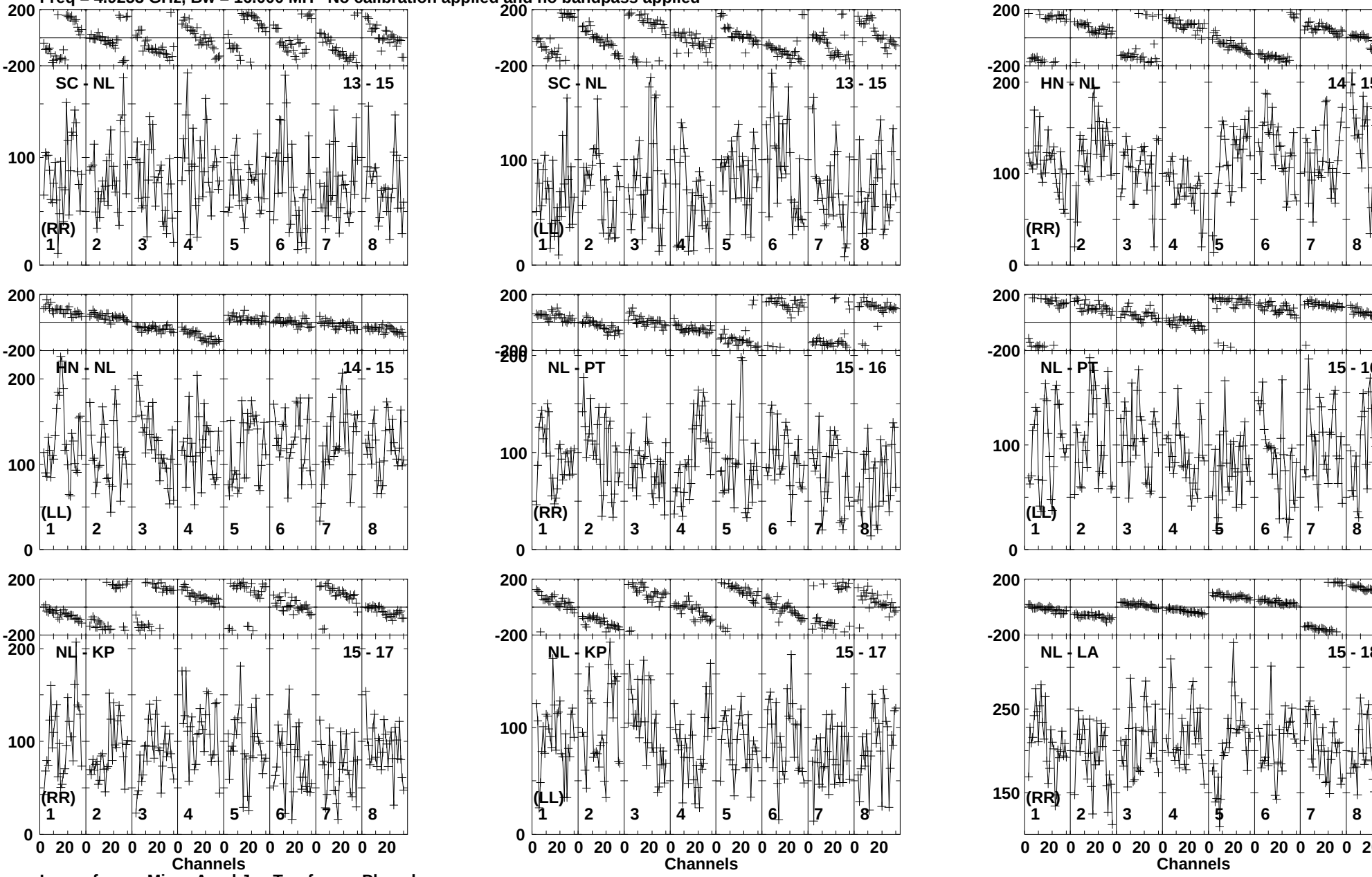

Lower frame: Micro Ampl Jy Top frame: Phas deg
Vector averaged cross-power spectrum Baseline: SC (13) - NL (15)
Timerange: 00/20:30:36 to 00/20:45:14

Plot file version 167 created 02-APR-2015 17:59:06
1632-0033 GJ014.UVDATA.1
Freq = 4.9253 GHz, Bw = 16.000 MH No calibration applied and no bandpass applied

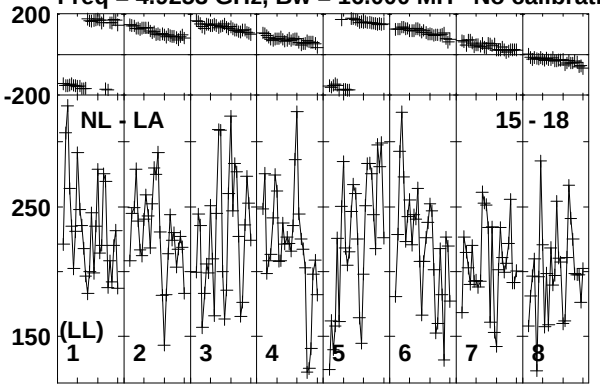

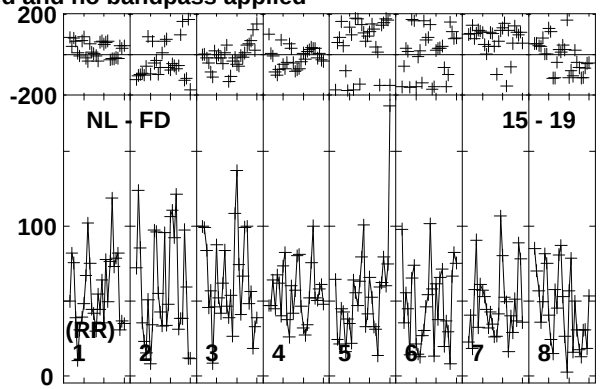

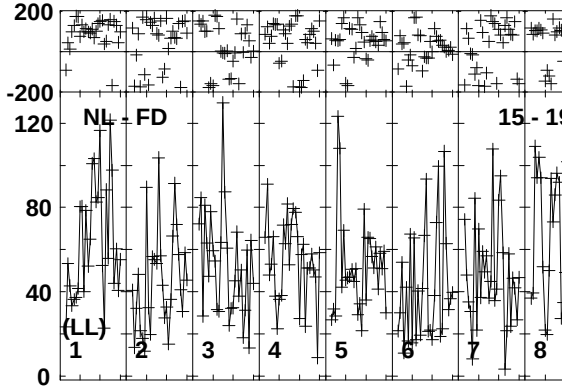

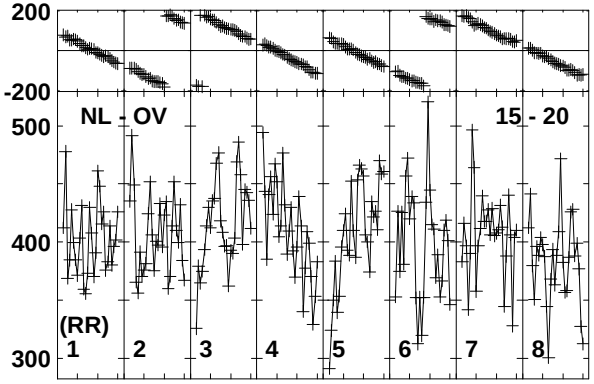

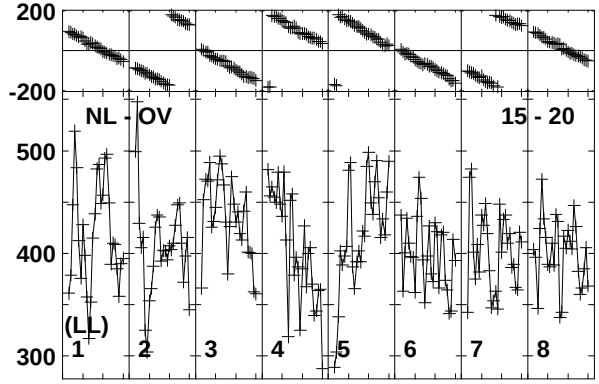

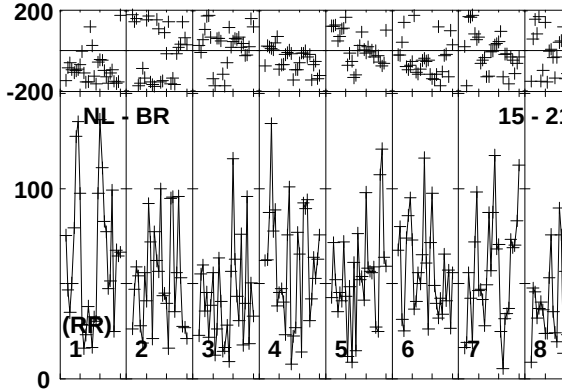

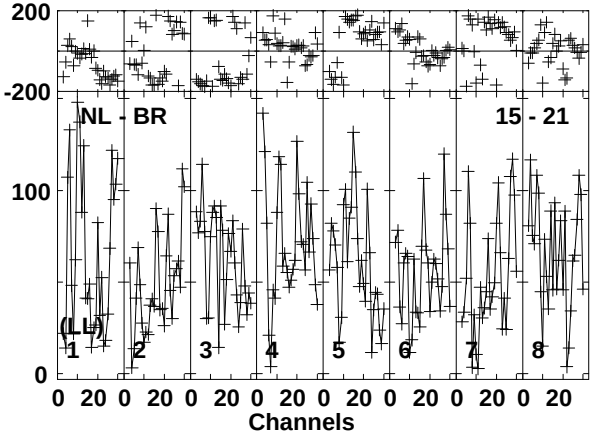

Lower frame: Micro Ampl Jy Top frame: Phas deg
Vector averaged cross-power spectrum Baseline: NL (15) - LA (18)
Timerange: 00/20:30:36 to 00/20:45:14

Plot file version 168 created 02-APR-2015 17:59:08
1632-0033 GJ014.UVDATA.1
Freq = 4.9253 GHz, Bw = 16.000 MH No calibration applied and no bandpass applied

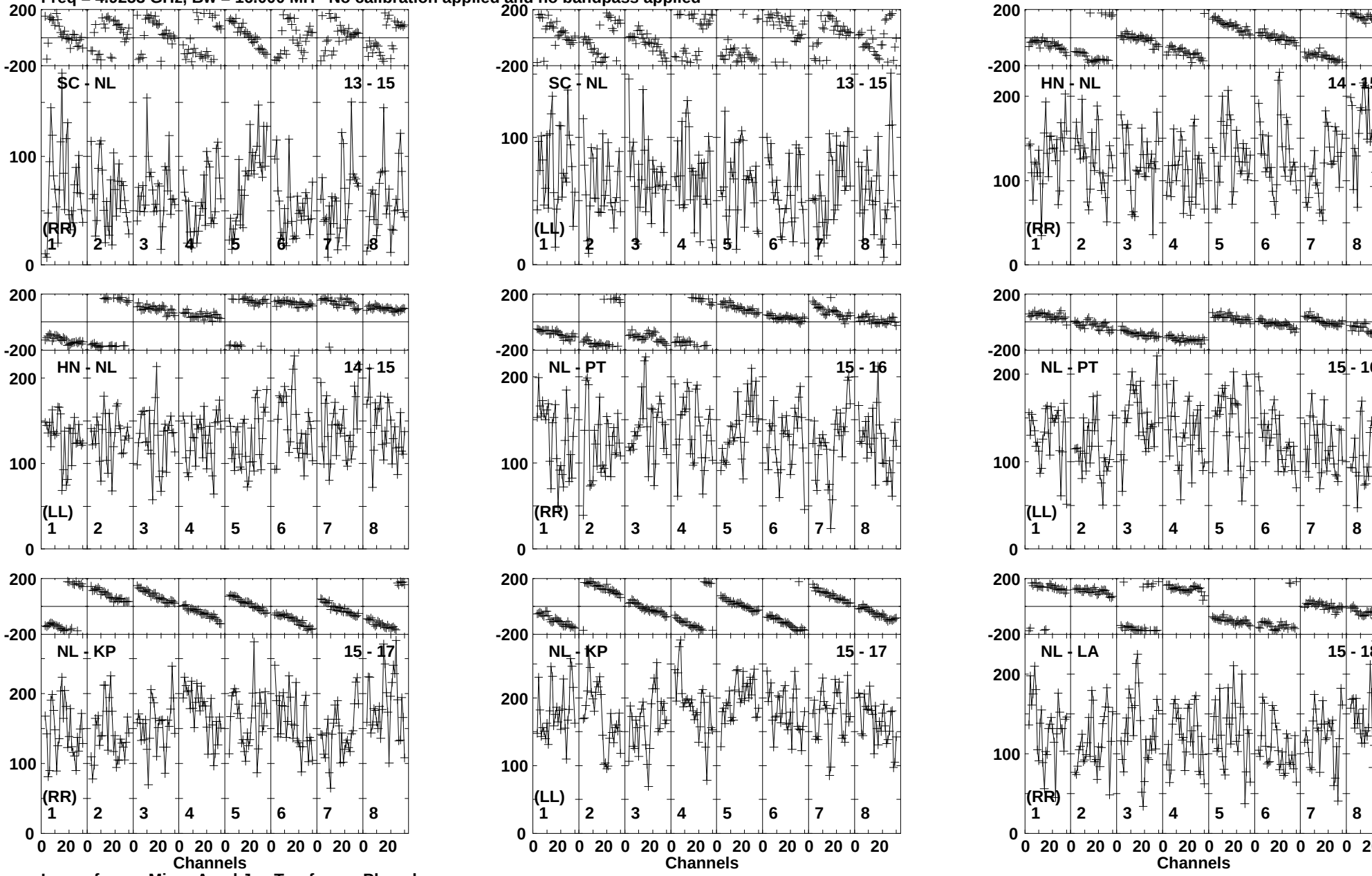

Lower frame: Micro Ampl Jy Top frame: Phas deg
Vector averaged cross-power spectrum Baseline: SC (13) - NL (15)
Timerange: 00/20:45:36 to 00/21:00:14

Plot file version 169 created 02-APR-2015 17:59:08
1632-0033 GJ014.UVDATA.1
Freq = 4.9253 GHz, Bw = 16.000 MH No calibration applied and no bandpass applied

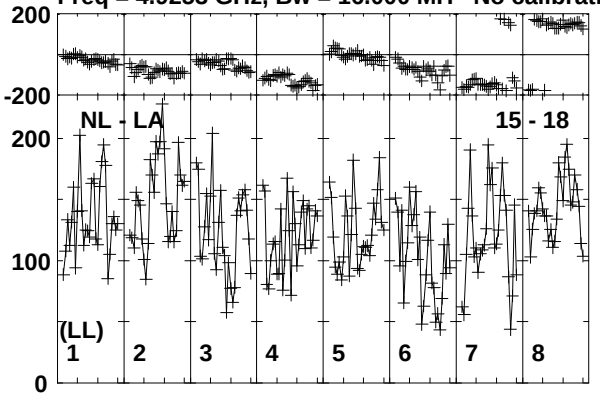

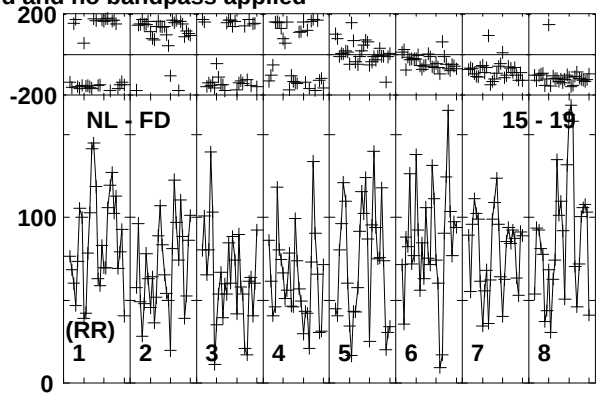

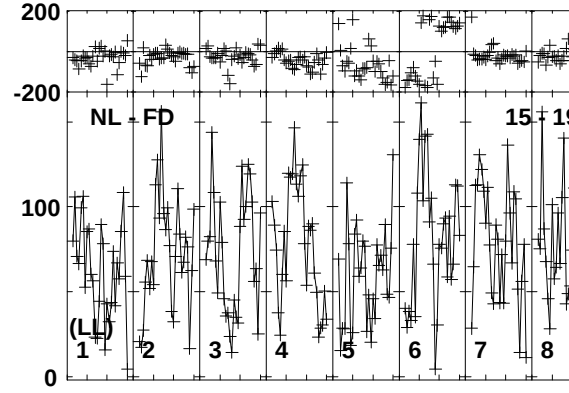

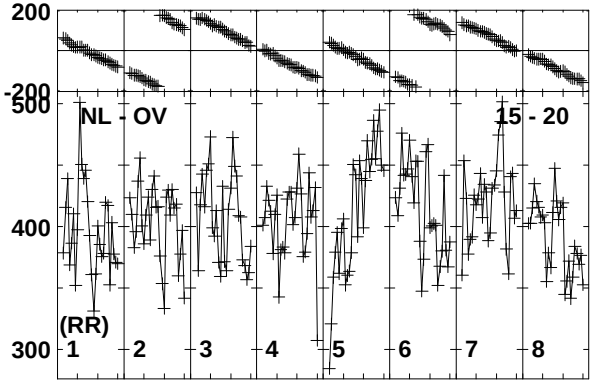

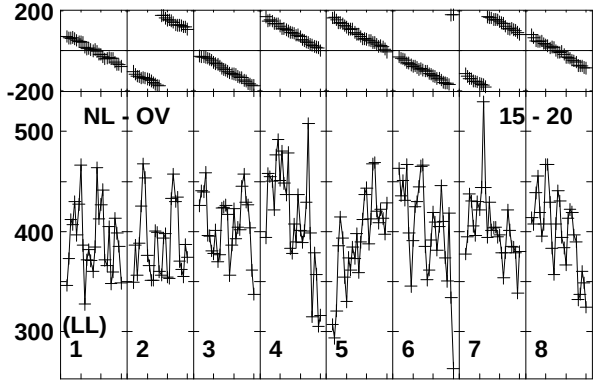

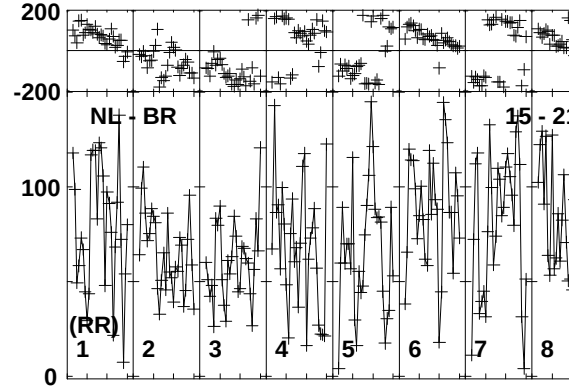

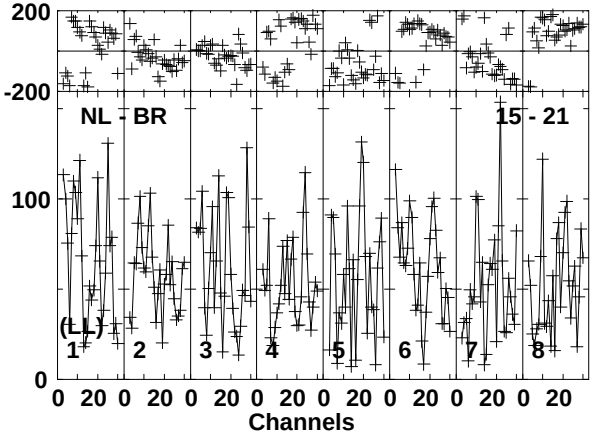

Lower frame: Micro Ampl Jy Top frame: Phas deg
Vector averaged cross-power spectrum Baseline: NL (15) - LA (18)
Timerange: 00/20:45:36 to 00/21:00:14

Plot file version 170 created 02-APR-2015 17:59:10
1632-0033 GJ014.UVDATA.1
Freq = 4.9253 GHz, Bw = 16.000 MH No calibration applied and no bandpass applied

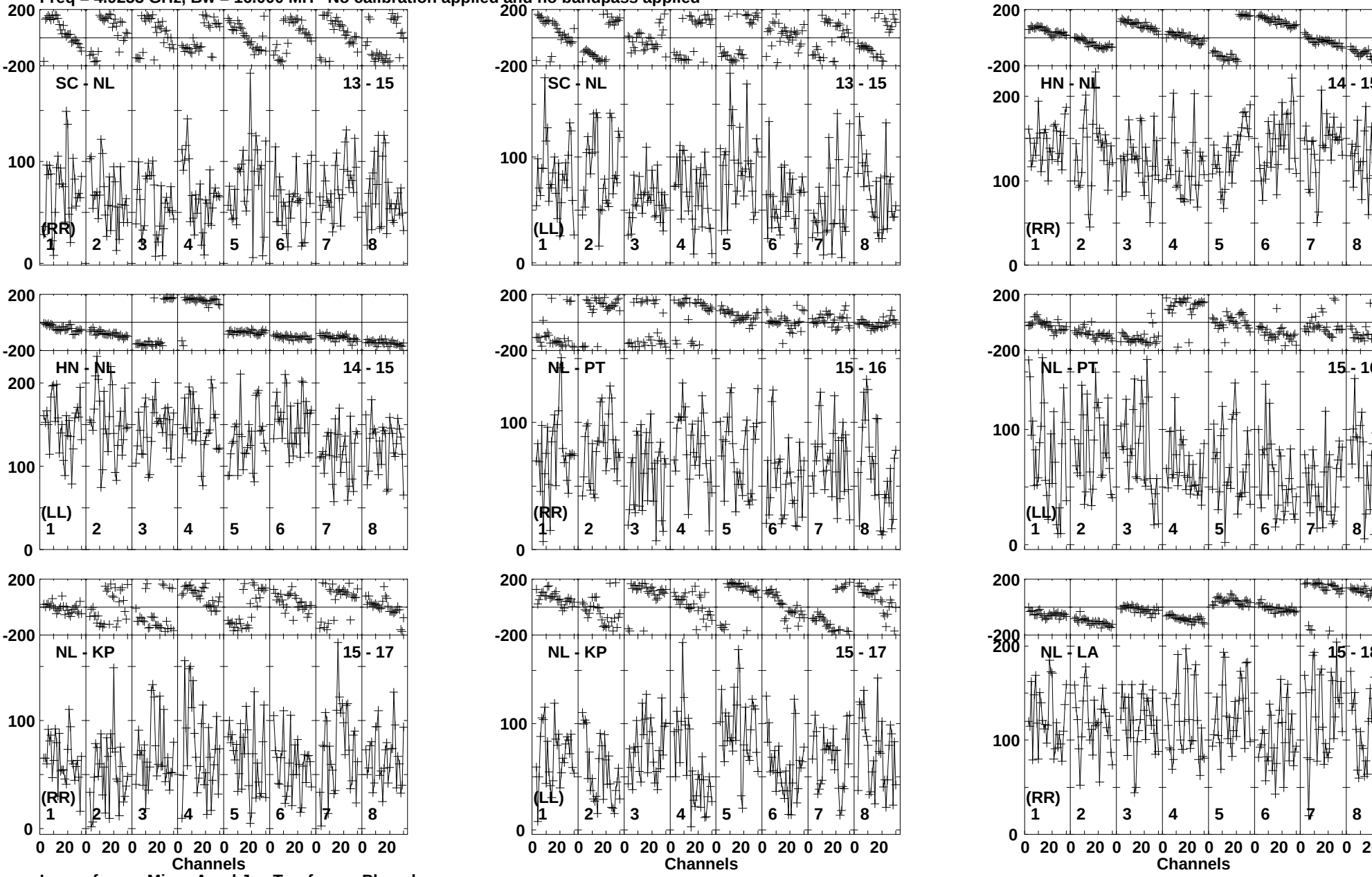

Lower frame: Micro Ampl Jy Top frame: Phas deg
Vector averaged cross-power spectrum Baseline: SC (13) - NL (15)
Timerange: 00/21:00:36 to 00/21:15:14

Plot file version 171 created 02-APR-2015 17:59:11
1632-0033 GJ014.UVDATA.1
Freq = 4.9253 GHz, Bw = 16.000 MH No calibration applied and no bandpass applied

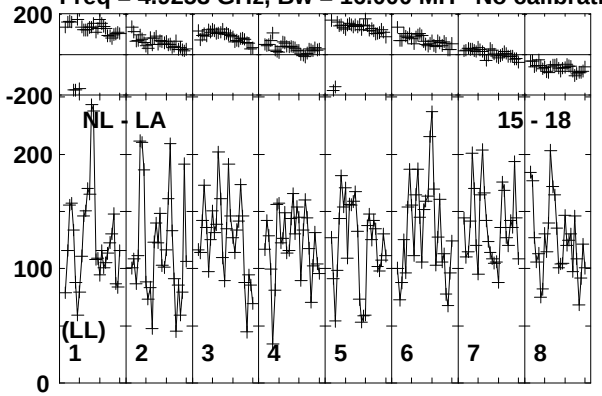

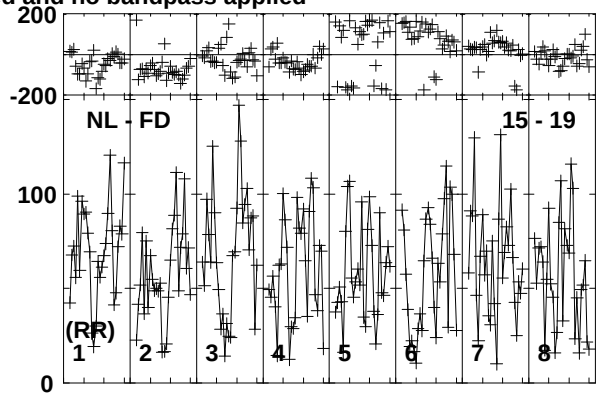

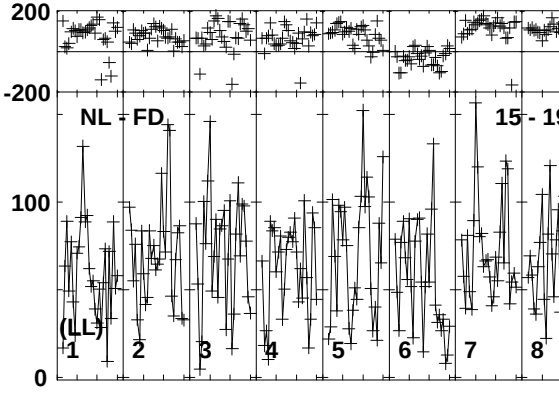

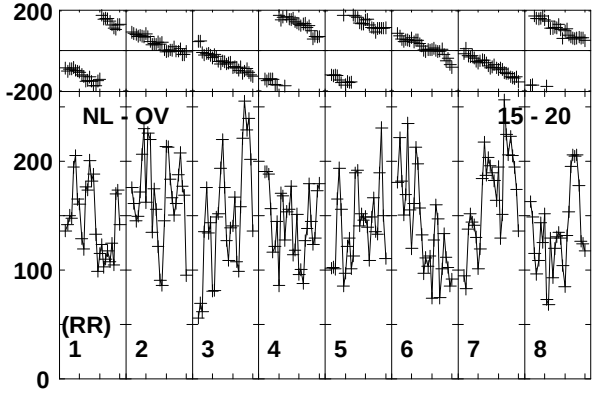

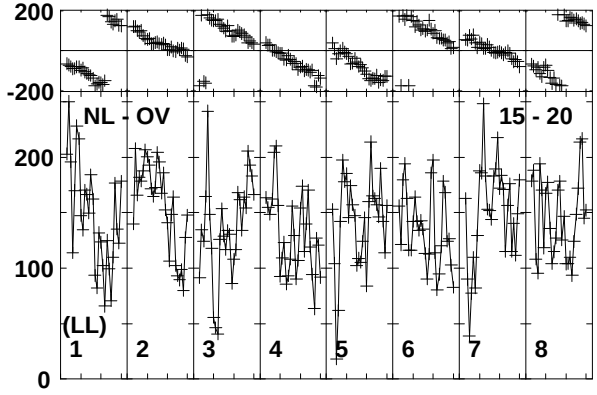

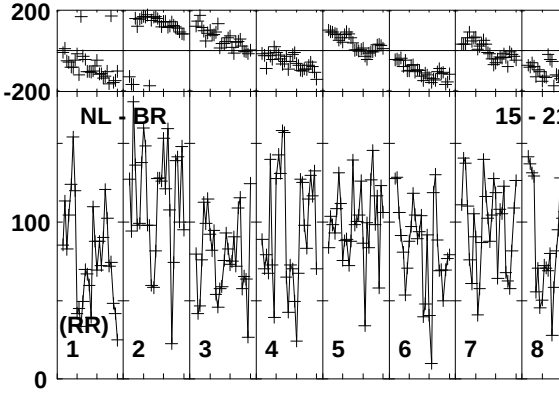

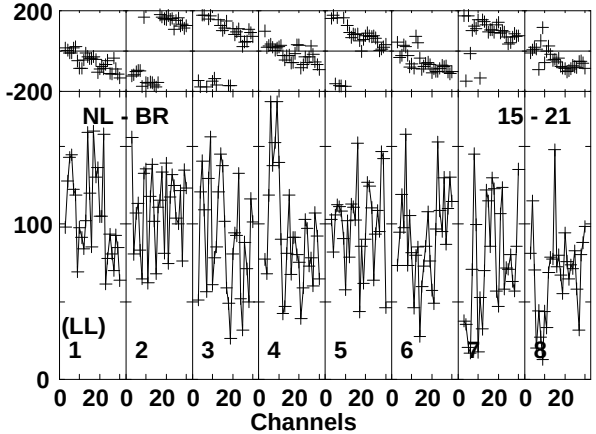

Lower frame: Micro Ampl Jy Top frame: Phas deg
Vector averaged cross-power spectrum Baseline: NL (15) - LA (18)
Timerange: 00/21:00:36 to 00/21:15:14

Plot file version 172 created 02-APR-2015 17:59:12
1632-0033 GJ014.UVDATA.1
Freq = 4.9253 GHz, Bw = 16.000 MH No calibration applied and no bandpass applied

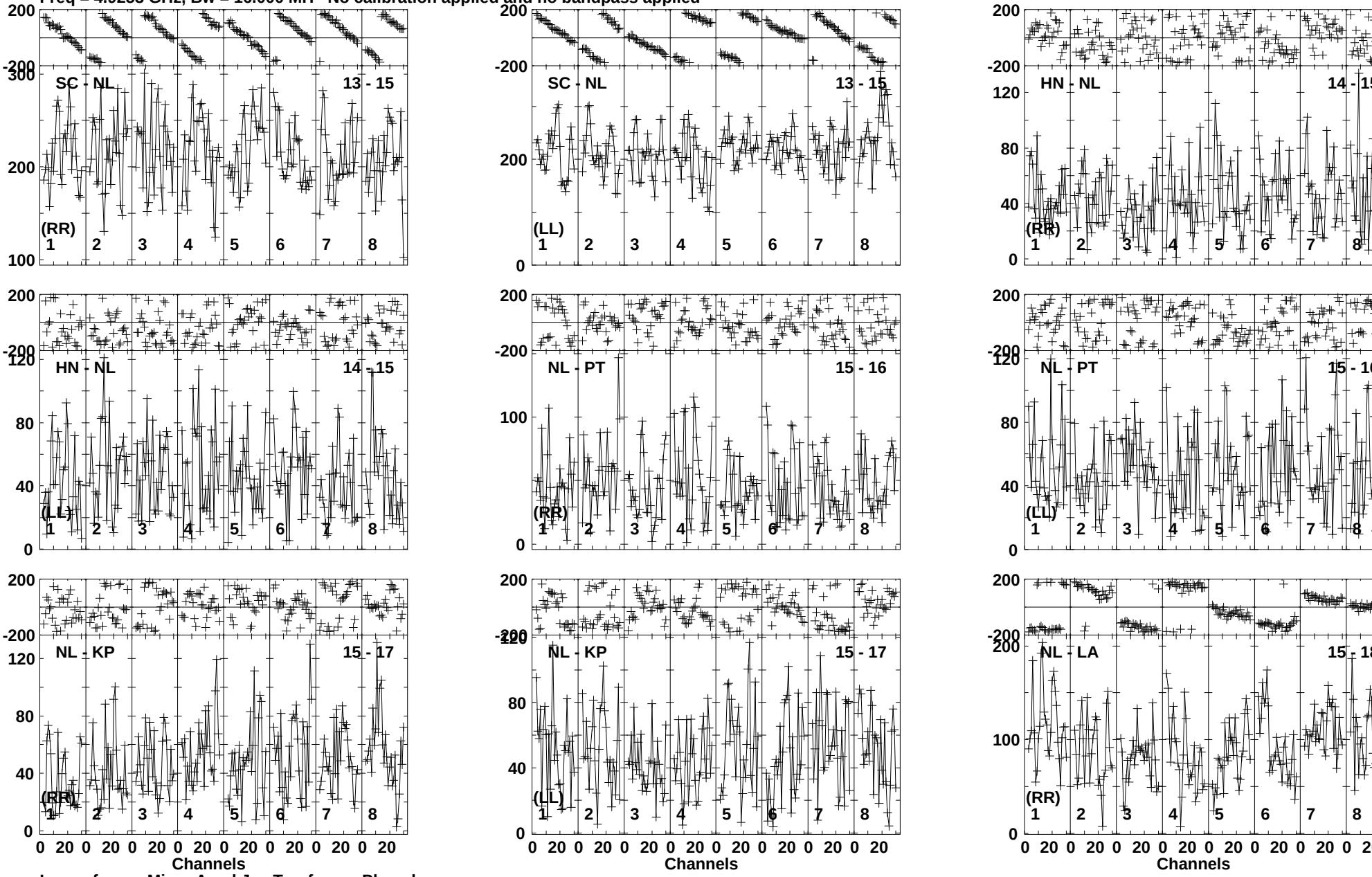

Lower frame: Micro Ampl Jy Top frame: Phas deg
Vector averaged cross-power spectrum Baseline: SC (13) - NL (15)
Timerange: 00/21:15:36 to 00/21:30:14

Plot file version 173 created 02-APR-2015 17:59:13
1632-0033 GJ014.UVDATA.1
Freq = 4.9253 GHz, Bw = 16.000 MH No calibration applied and no bandpass applied

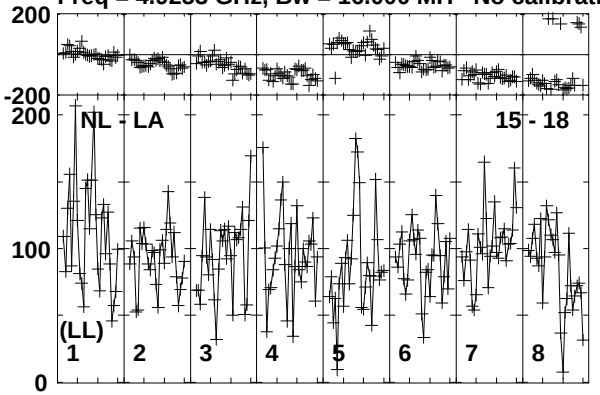

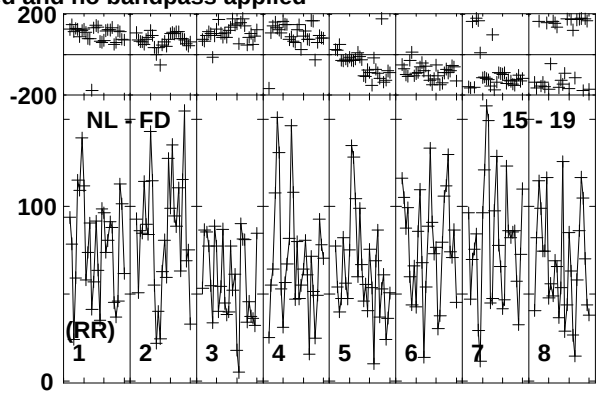

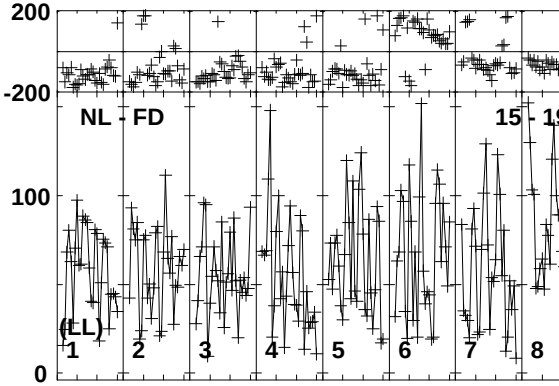

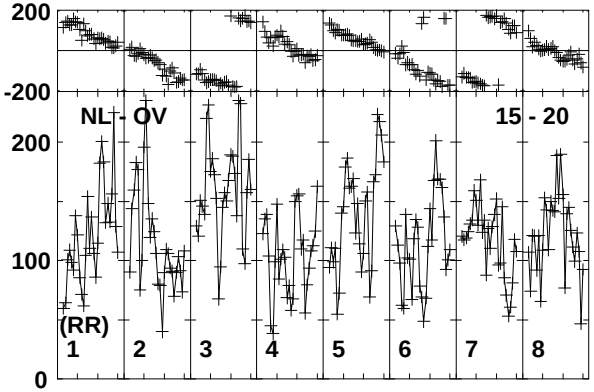

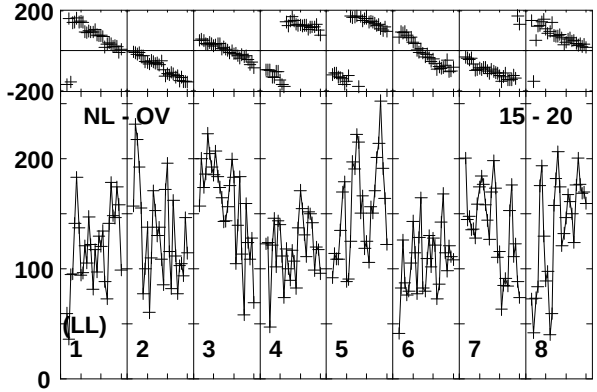

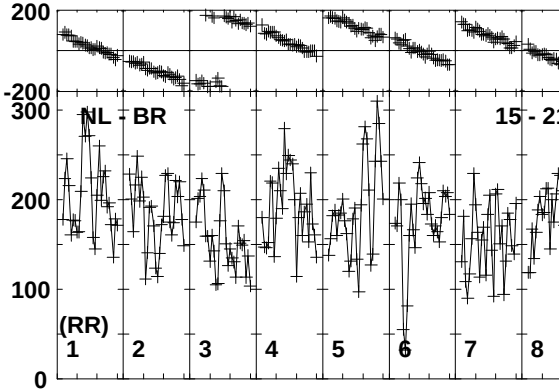

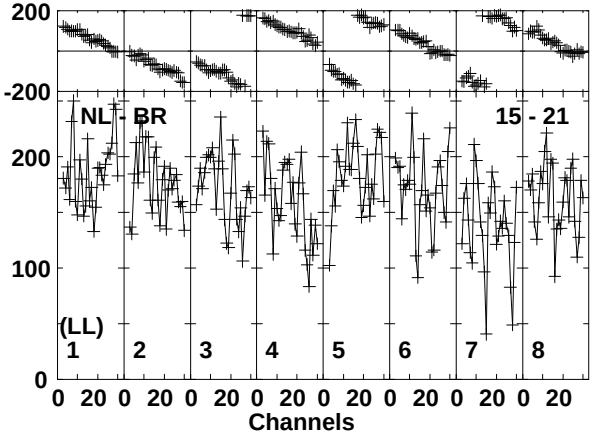

Lower frame: Micro Ampl Jy Top frame: Phas deg
Vector averaged cross-power spectrum Baseline: NL (15) - LA (18)
Timerange: 00/21:15:36 to 00/21:30:14

Plot file version 174 created 02-APR-2015 17:59:15
1632-0033 GJ014.UVDATA.1
Freq = 4.9253 GHz, Bw = 16.000 MH No calibration applied and no bandpass applied

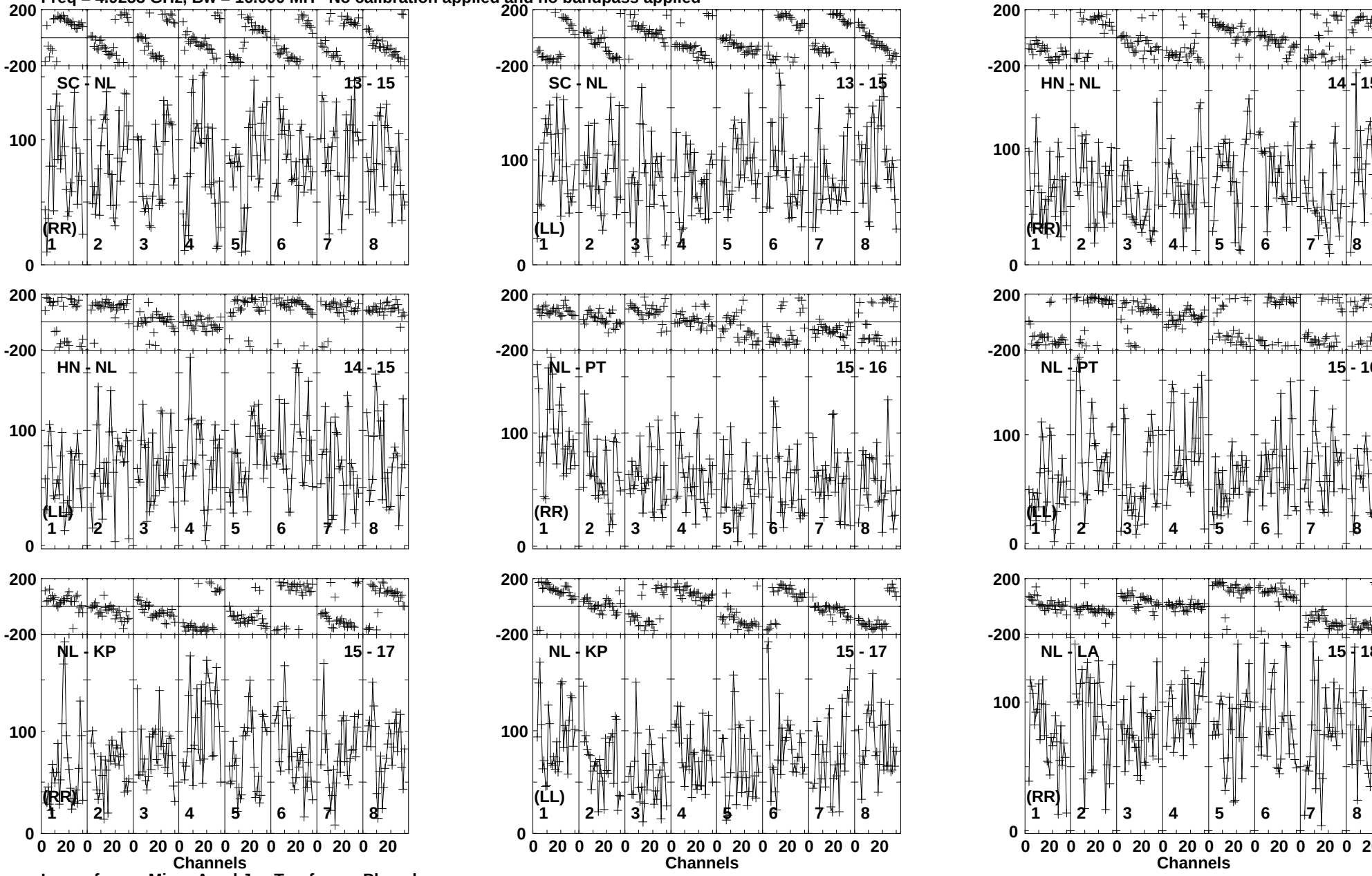

Lower frame: Micro Ampl Jy Top frame: Phas deg
Vector averaged cross-power spectrum Baseline: SC (13) - NL (15)
Timerange: 00/21:30:36 to 00/21:45:14

Plot file version 175 created 02-APR-2015 17:59:15
1632-0033 GJ014.UVDATA.1
Freq = 4.9253 GHz, Bw = 16.000 MH No calibration applied and no bandpass applied

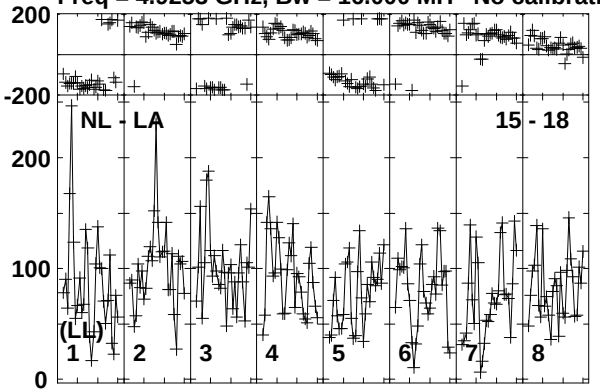

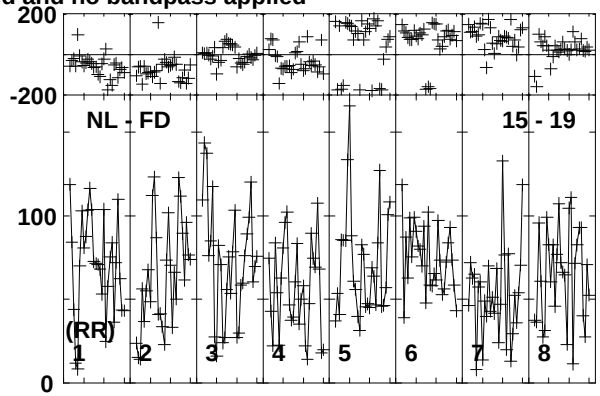

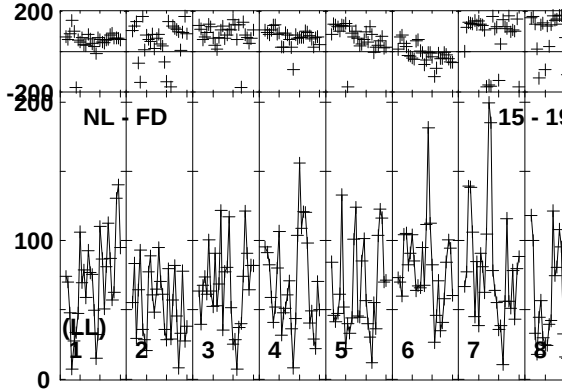

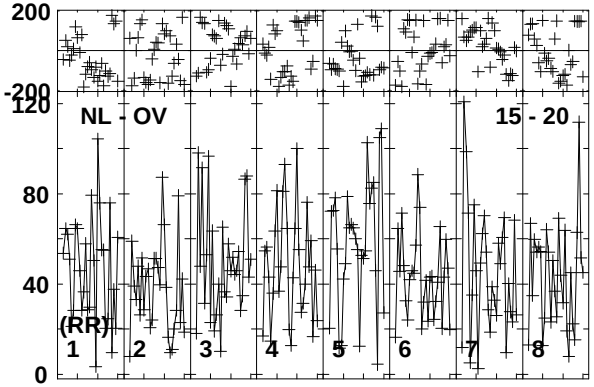

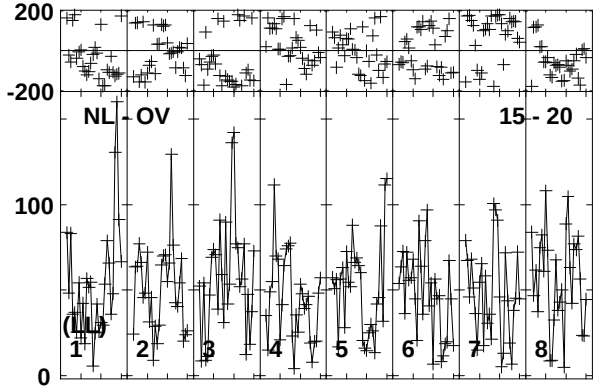

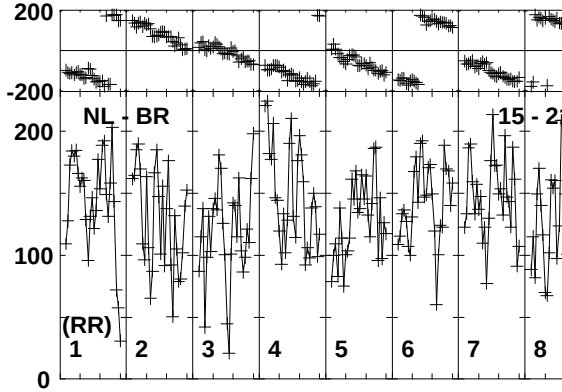

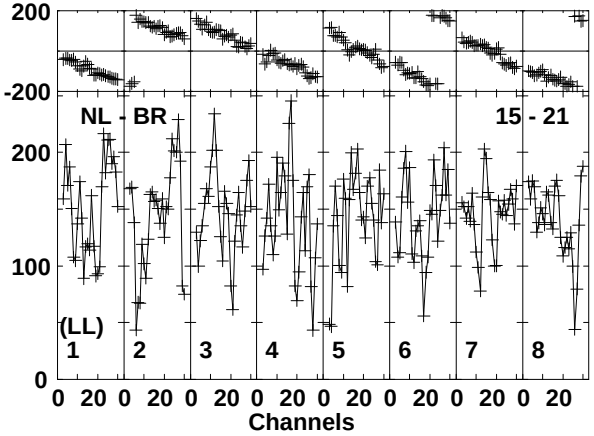

Lower frame: Micro Ampl Jy Top frame: Phas deg
Vector averaged cross-power spectrum Baseline: NL (15) - LA (18)
Timerange: 00/21:30:36 to 00/21:45:14

Plot file version 176 created 02-APR-2015 17:59:17
1632-0033 GJ014.UVDATA.1
Freq = 4.9253 GHz, Bw = 16.000 MH No calibration applied and no bandpass applied

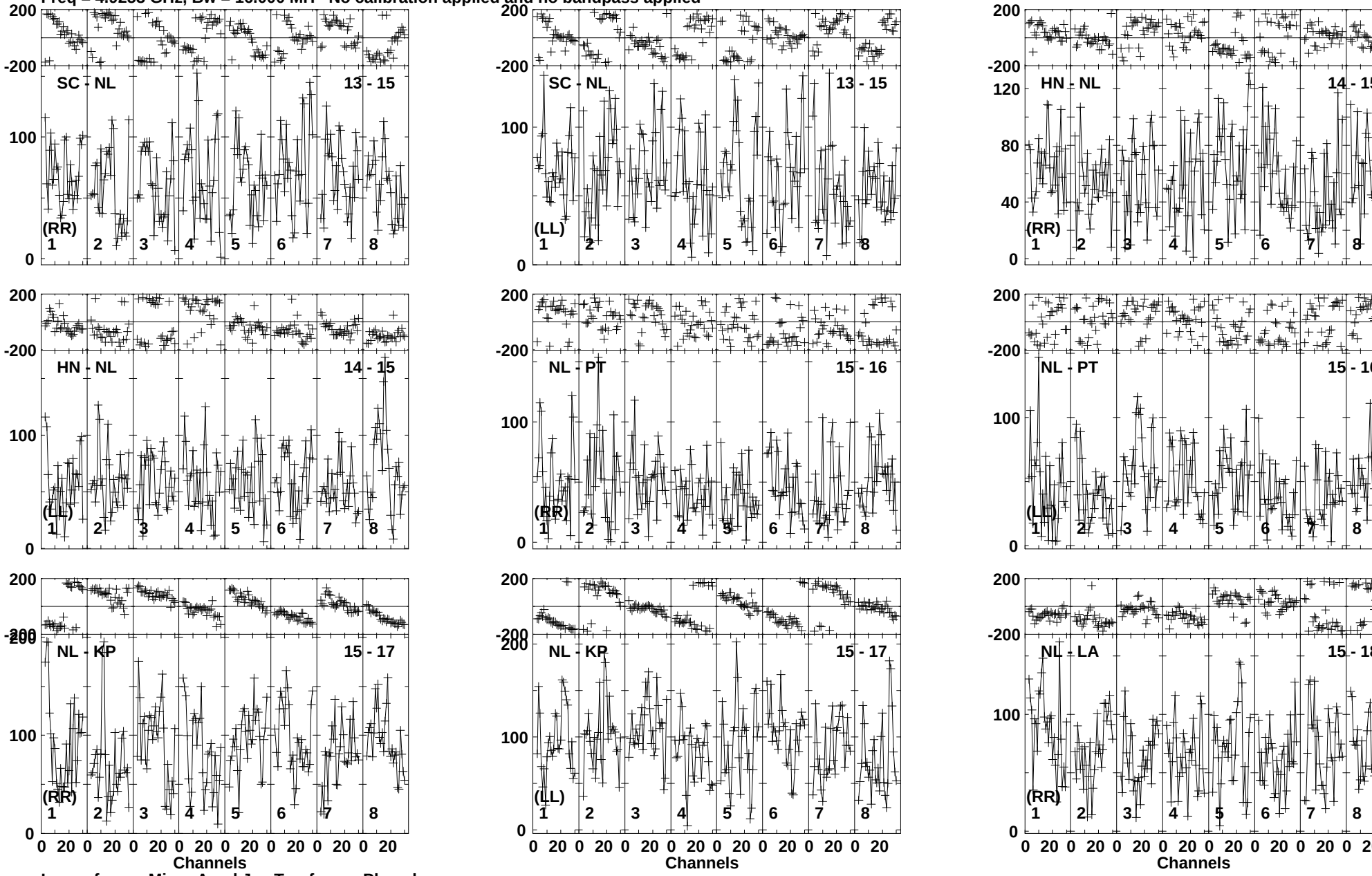

Lower frame: Micro Ampl Jy Top frame: Phas deg
Vector averaged cross-power spectrum Baseline: SC (13) - NL (15)
Timerange: 00/21:45:36 to 00/22:00:14

Plot file version 177 created 02-APR-2015 17:59:17
1632-0033 GJ014.UVDATA.1
Freq = 4.9253 GHz, Bw = 16.000 MH No calibration applied and no bandpass applied

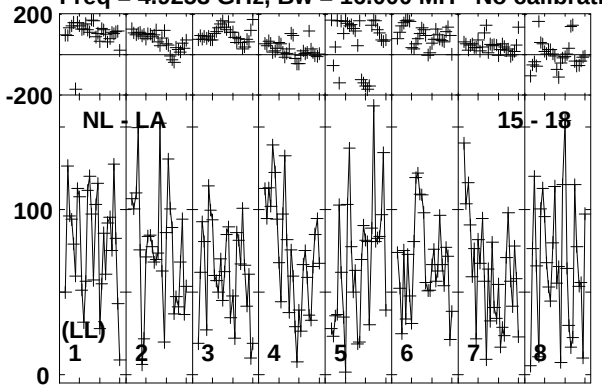

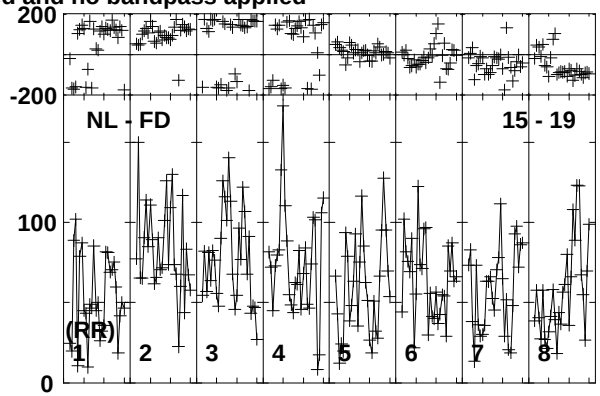

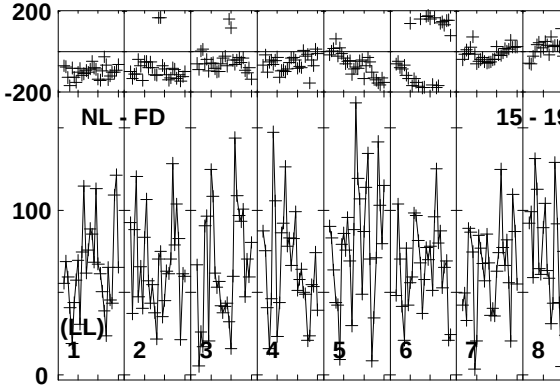

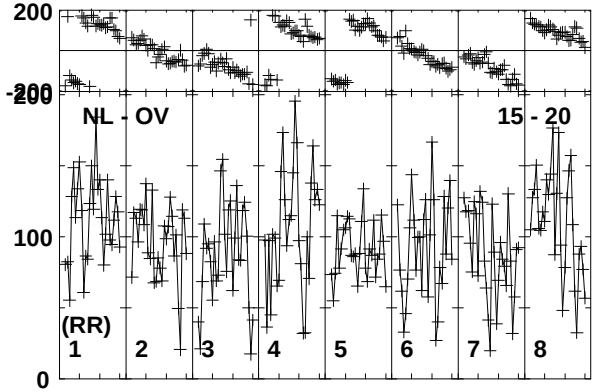

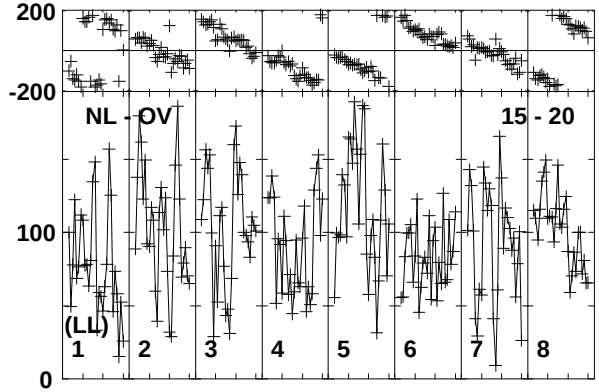

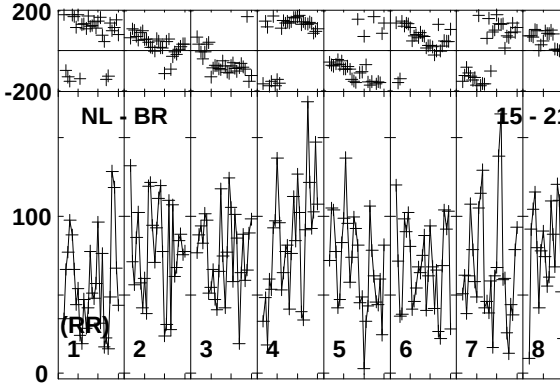

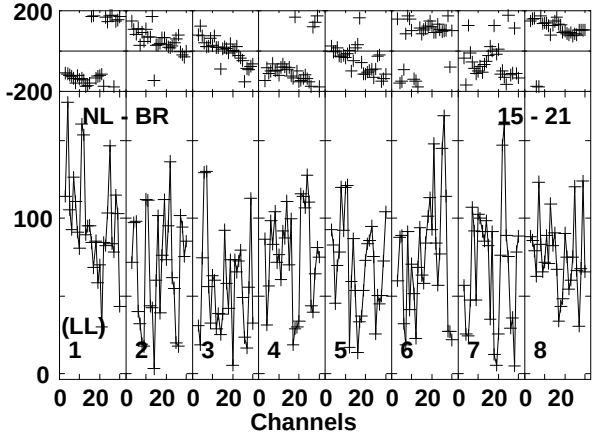

Lower frame: Micro Ampl Jy Top frame: Phas deg
Vector averaged cross-power spectrum Baseline: NL (15) - LA (18)
Timerange: 00/21:45:36 to 00/22:00:14

Plot file version 178 created 02-APR-2015 17:59:19
1632-0033 GJ014.UVDATA.1
Freq = 4.9253 GHz, Bw = 16.000 MH No calibration applied and no bandpass applied

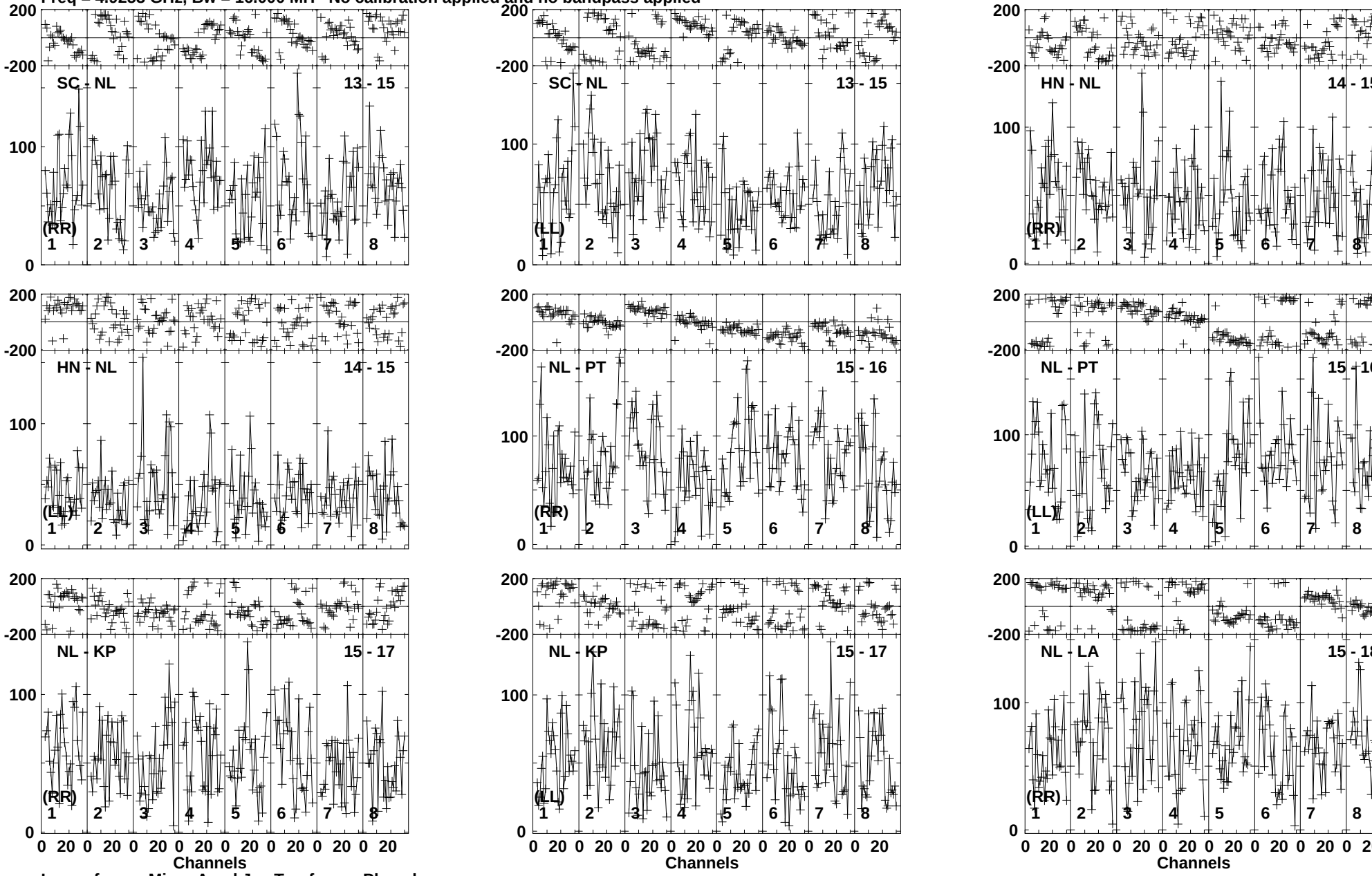

Lower frame: Micro Ampl Jy Top frame: Phas deg
Vector averaged cross-power spectrum Baseline: SC (13) - NL (15)
Timerange: 00/22:00:36 to 00/22:15:14

Plot file version 179 created 02-APR-2015 17:59:19
1632-0033 GJ014.UVDATA.1
Freq = 4.9253 GHz, Bw = 16.000 MH No calibration applied and no bandpass applied

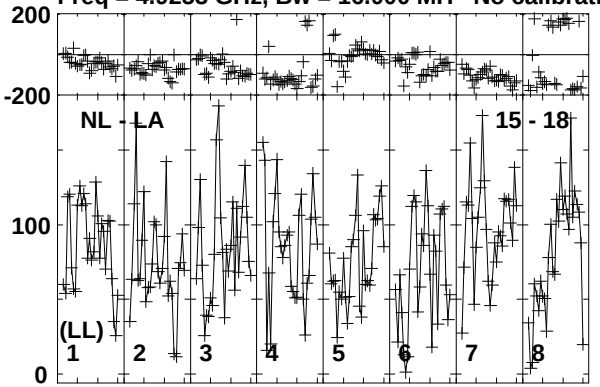

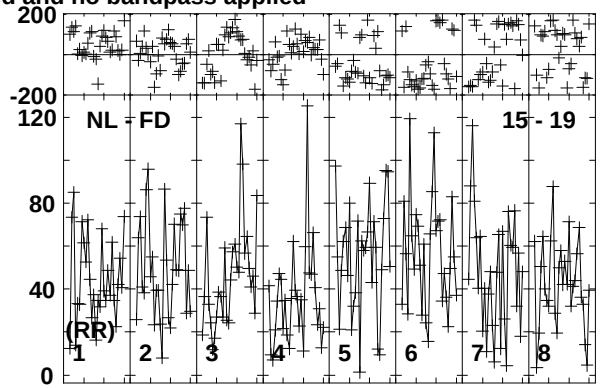

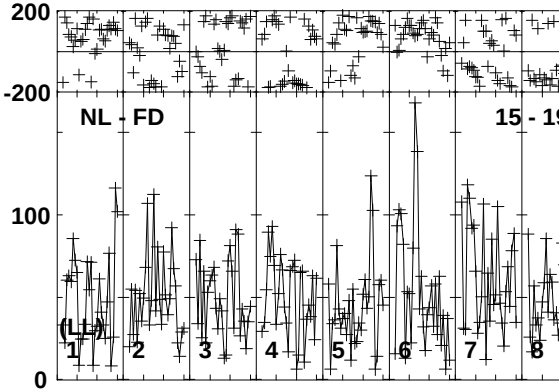

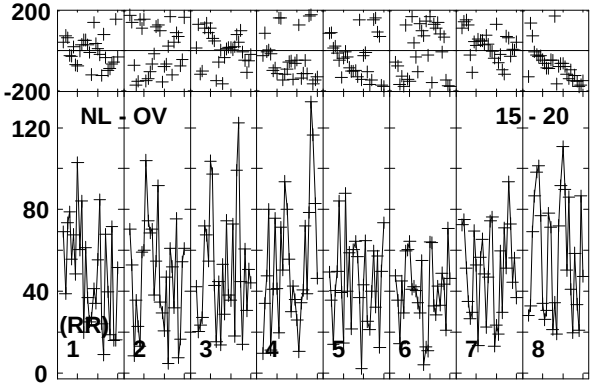

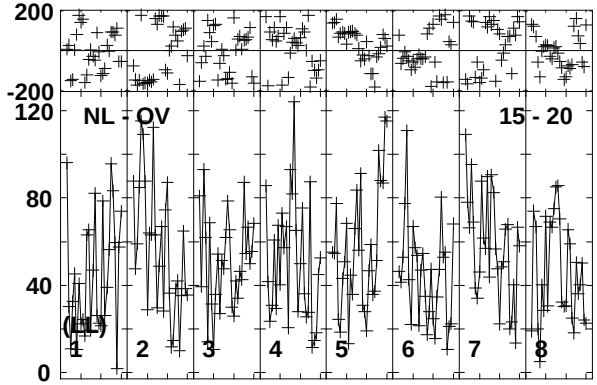

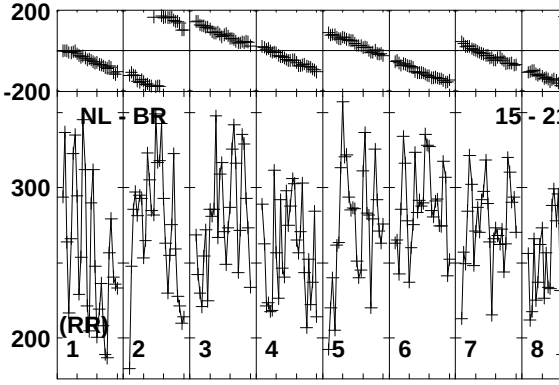

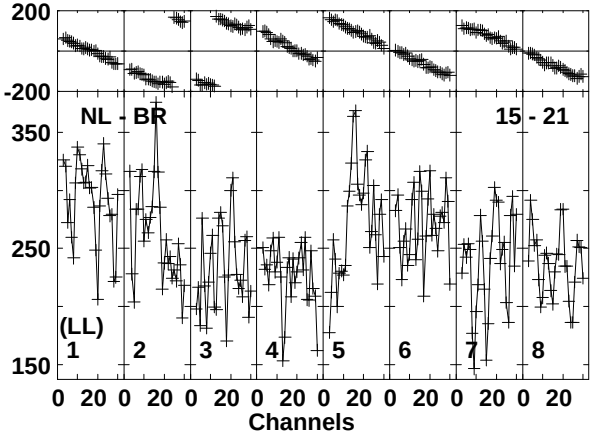

Lower frame: Micro Ampl Jy Top frame: Phas deg
Vector averaged cross-power spectrum Baseline: NL (15) - LA (18)
Timerange: 00/22:00:36 to 00/22:15:14

Plot file version 180 created 02-APR-2015 17:59:21
1632-0033 GJ014.UVDATA.1
Freq = 4.9253 GHz, Bw = 16.000 MH No calibration applied and no bandpass applied

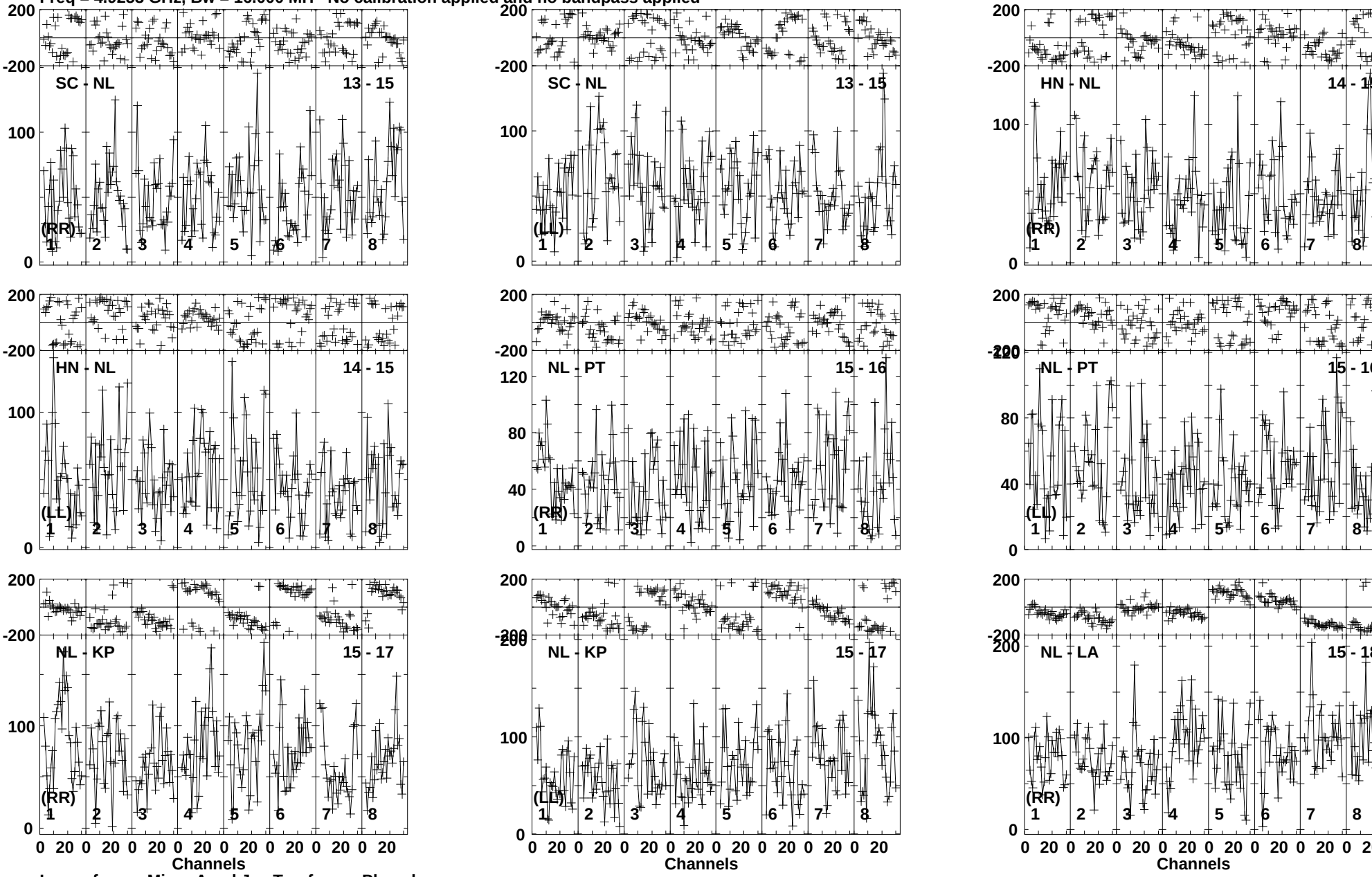

Lower frame: Micro Ampl Jy Top frame: Phas deg
Vector averaged cross-power spectrum Baseline: SC (13) - NL (15)
Timerange: 00/22:15:36 to 00/22:30:14

Plot file version 181 created 02-APR-2015 17:59:22
1632-0033 GJ014.UVDATA.1
Freq = 4.9253 GHz, Bw = 16.000 MH No calibration applied and no bandpass applied

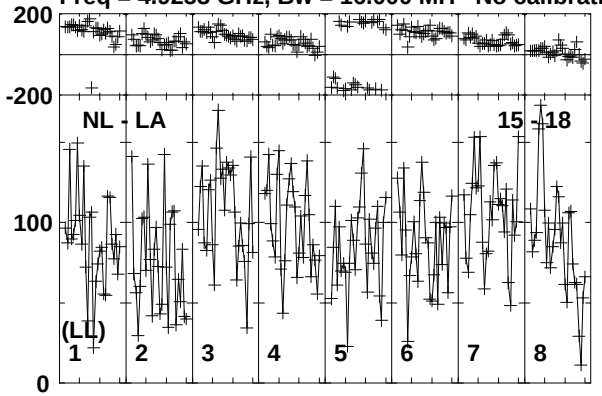

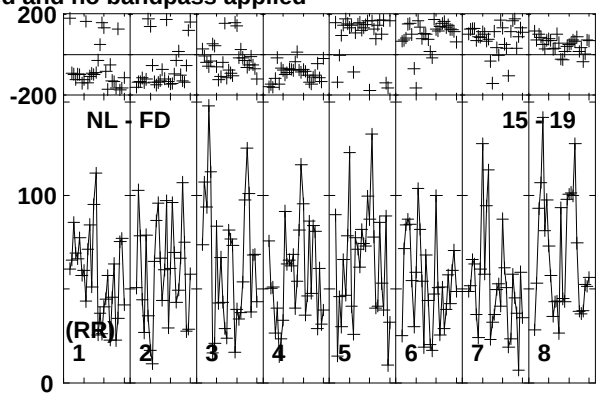

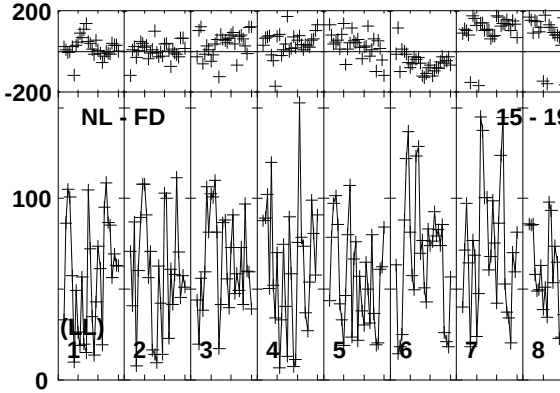

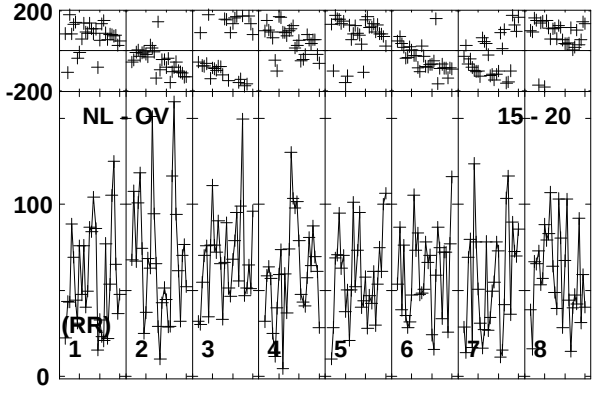

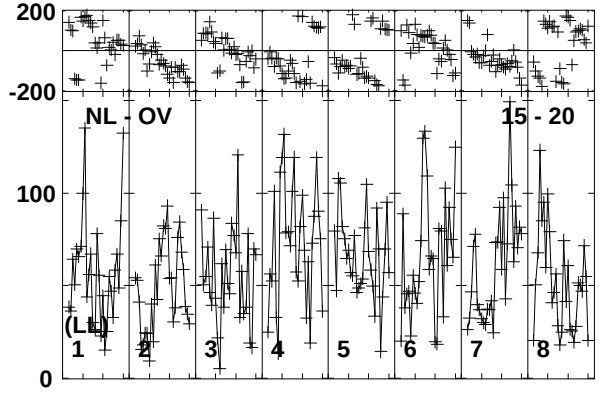

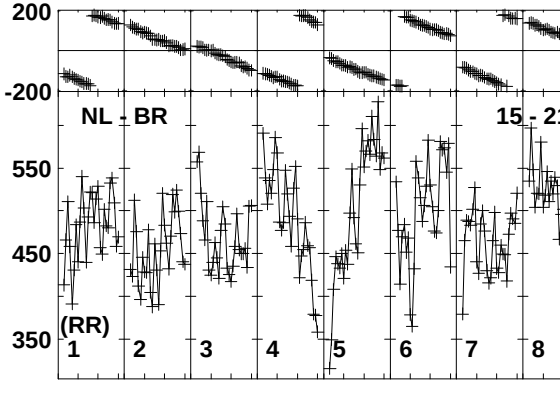

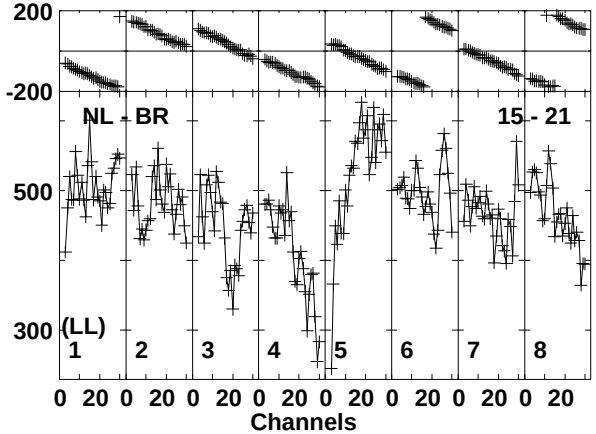

Lower frame: Micro Ampl Jy Top frame: Phas deg
Vector averaged cross-power spectrum Baseline: NL (15) - LA (18)
Timerange: 00/22:15:36 to 00/22:30:14

Plot file version 182 created 02-APR-2015 17:59:23
1632-0033 GJ014.UVDATA.1
Freq = 4.9253 GHz, Bw = 16.000 MH No calibration applied and no bandpass applied

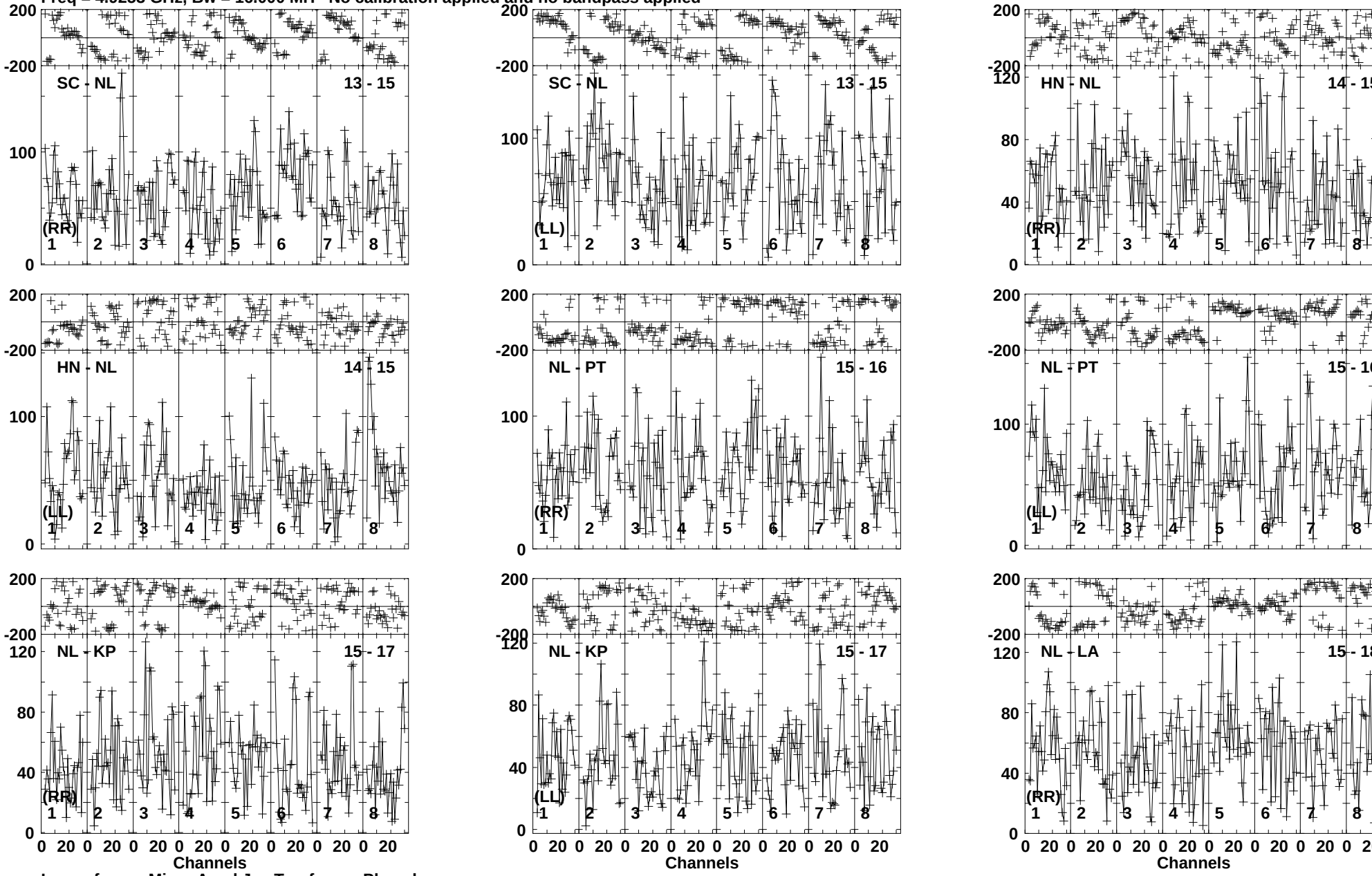

Lower frame: Micro Ampl Jy Top frame: Phas deg
Vector averaged cross-power spectrum Baseline: SC (13) - NL (15)
Timerange: 00/22:30:36 to 00/22:45:14

Plot file version 183 created 02-APR-2015 17:59:24
1632-0033 GJ014.UVDATA.1
Freq = 4.9253 GHz, Bw = 16.000 MH No calibration applied and no bandpass applied

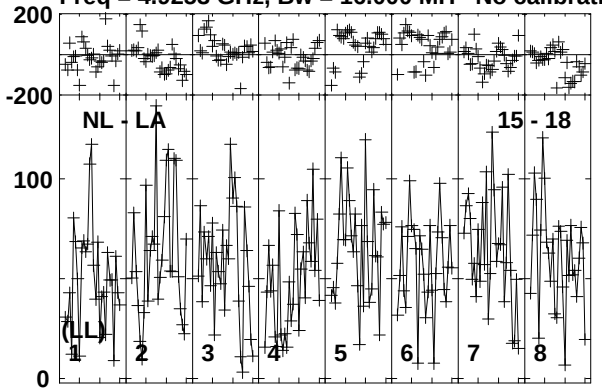

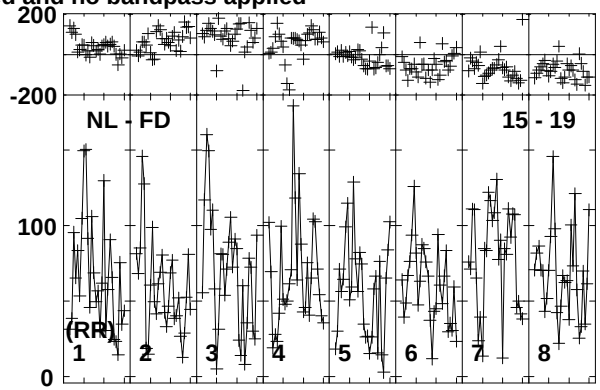

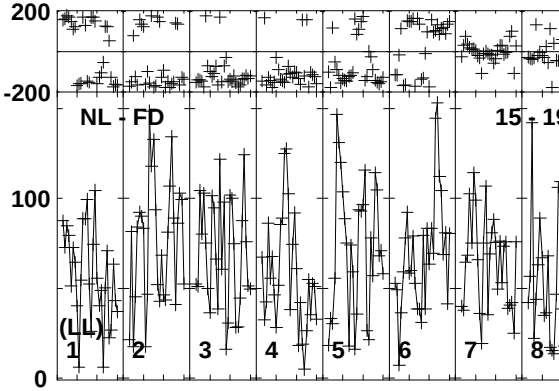

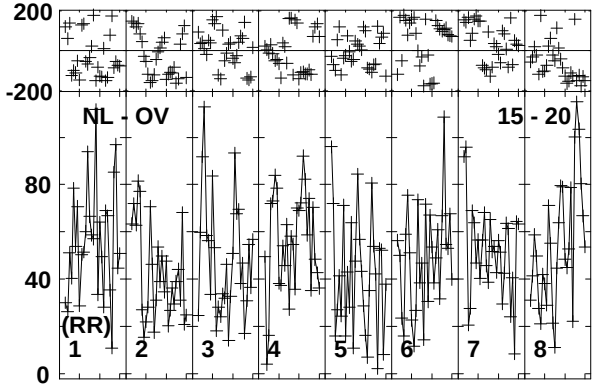

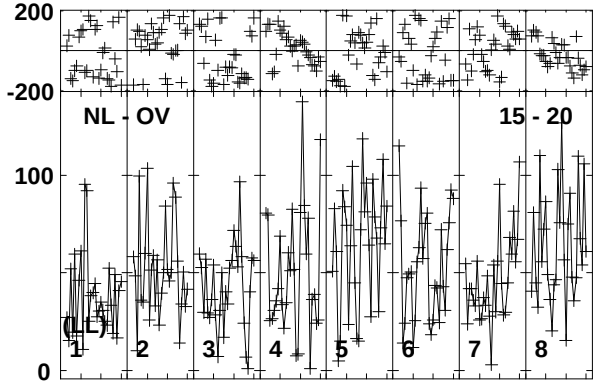

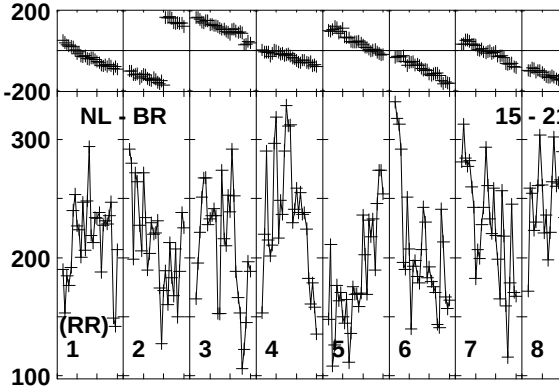

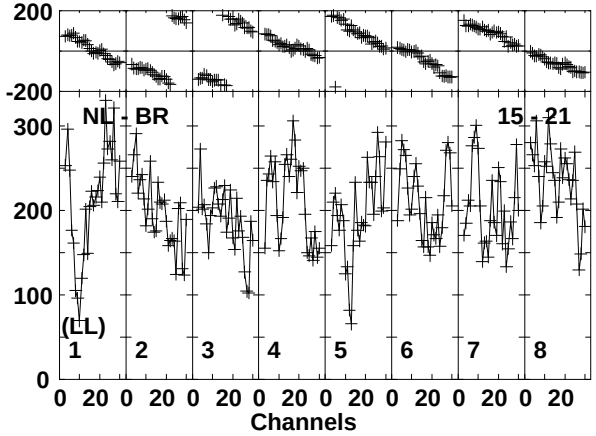

Lower frame: Micro Ampl Jy Top frame: Phas deg
Vector averaged cross-power spectrum Baseline: NL (15) - LA (18)
Timerange: 00/22:30:36 to 00/22:45:14

Plot file version 184 created 02-APR-2015 17:59:25
3C345 GJ014.UVDATA.1
Freq = 4.9253 GHz, Bw = 16.000 MH No calibration applied and no bandpass applied

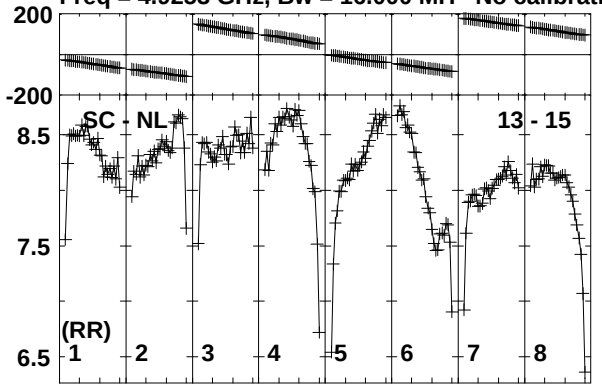

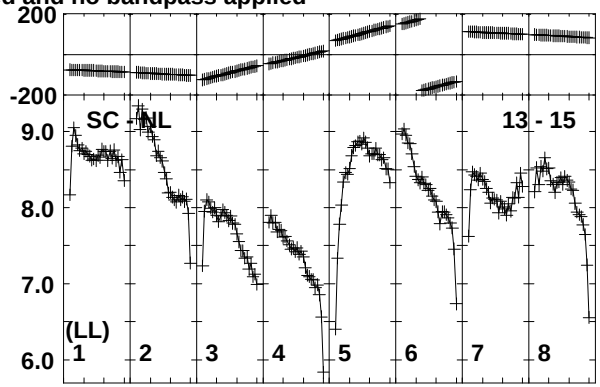

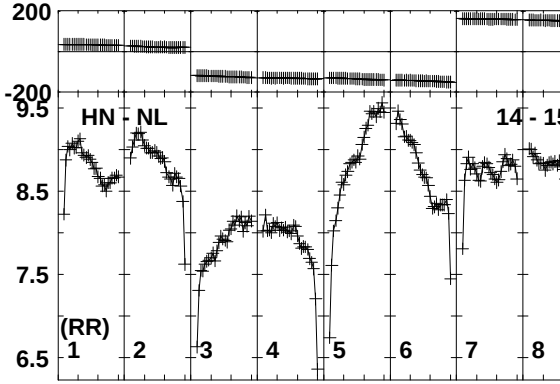

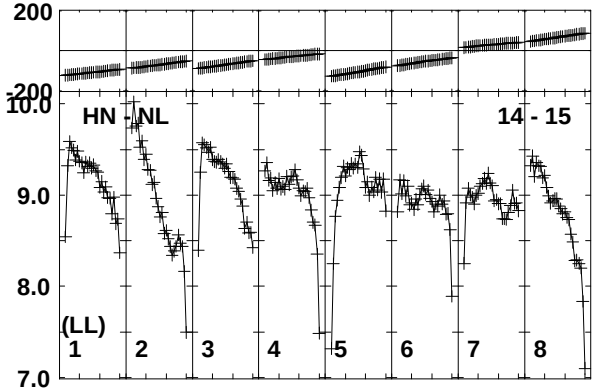

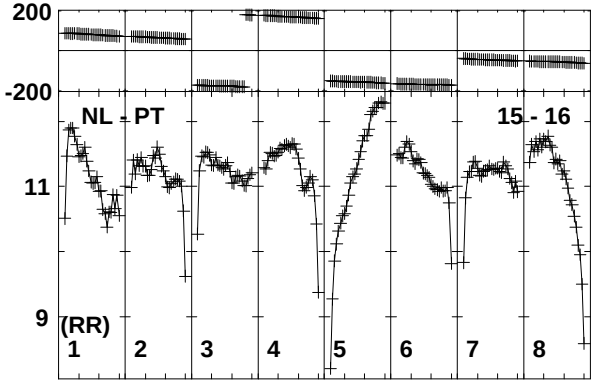

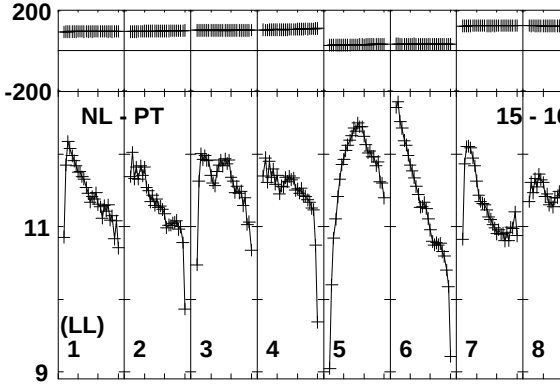

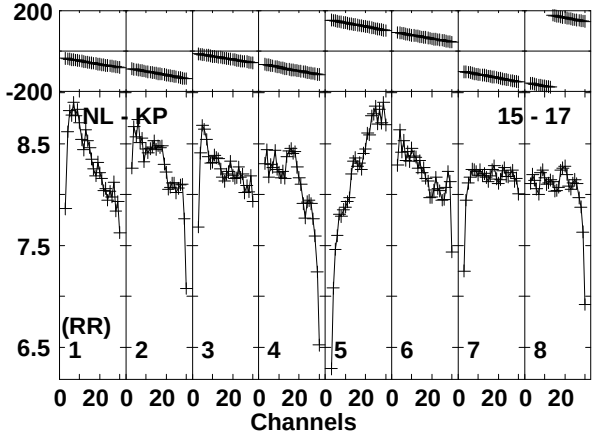

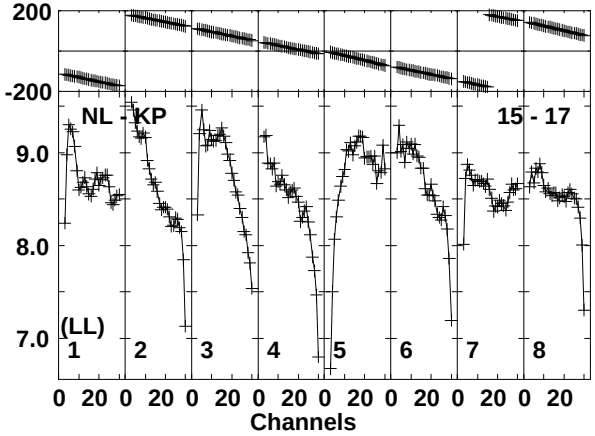

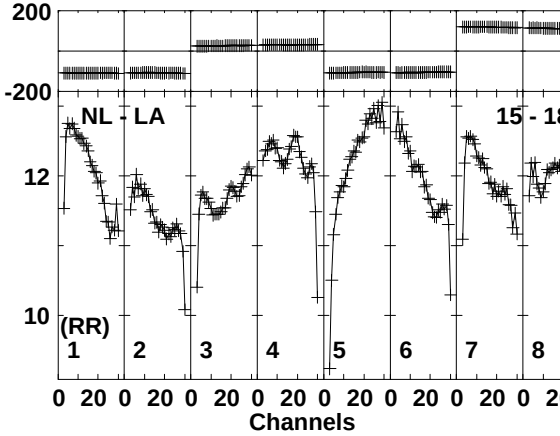

Lower frame: Milli Ampl Jy Top frame: Phas deg
Vector averaged cross-power spectrum Baseline: SC (13) - NL (15)
Timerange: 00/22:50:16 to 00/23:00:14

Plot file version 185 created 02-APR-2015 17:59:25
3C345 GJ014.UVDATA.1
Freq = 4.9253 GHz, Bw = 16.000 MH No calibration applied and no bandpass applied

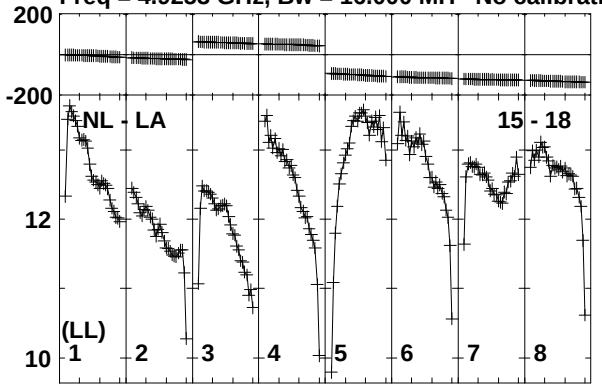

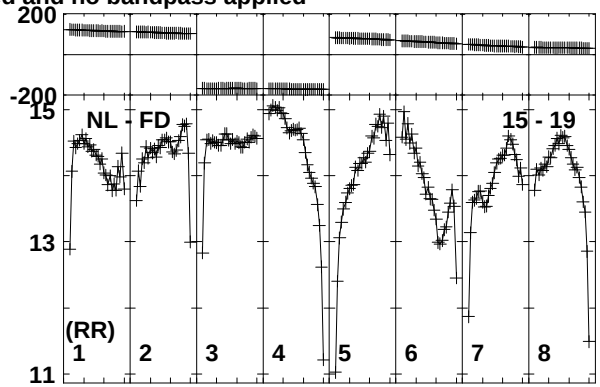

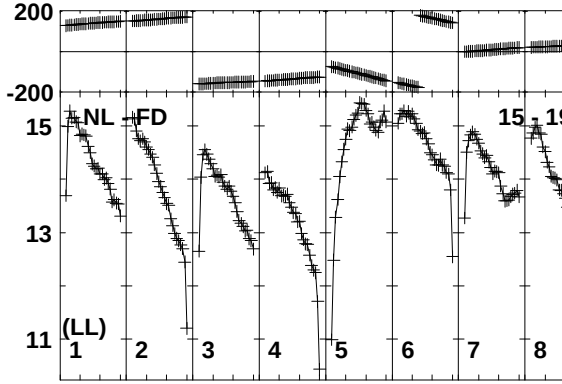

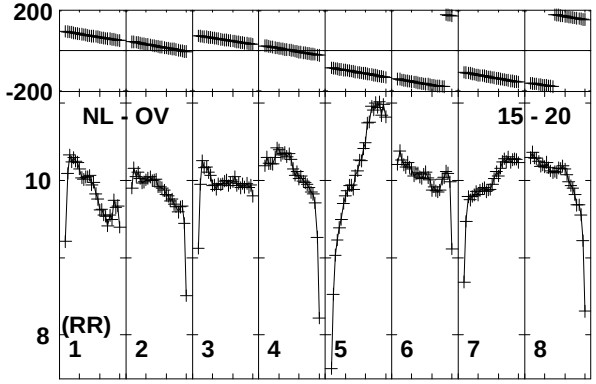

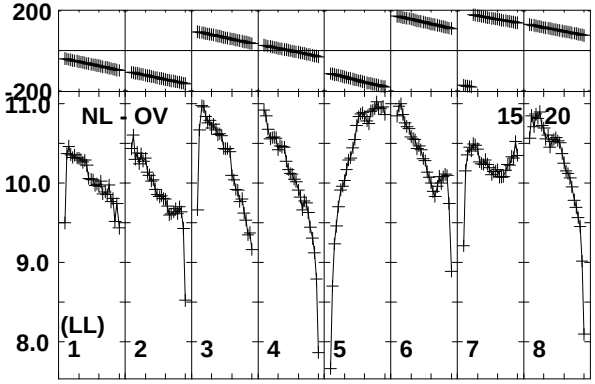

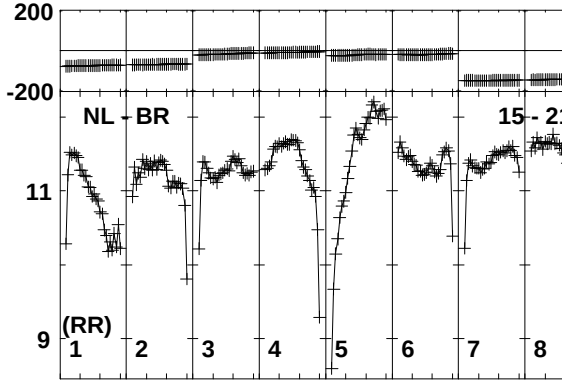

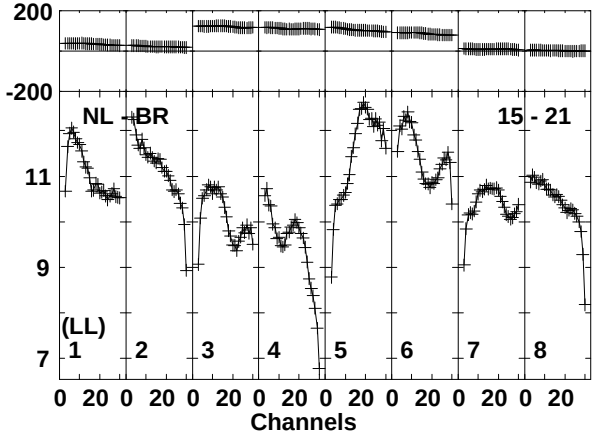

Lower frame: Milli Ampl Jy Top frame: Phas deg
Vector averaged cross-power spectrum Baseline: NL (15) - LA (18)
Timerange: 00/22:50:16 to 00/23:00:14

Plot file version 186 created 02-APR-2015 17:59:26
1632-0033 GJ014.UVDATA.1
Freq = 4.9253 GHz, Bw = 16.000 MH No calibration applied and no bandpass applied

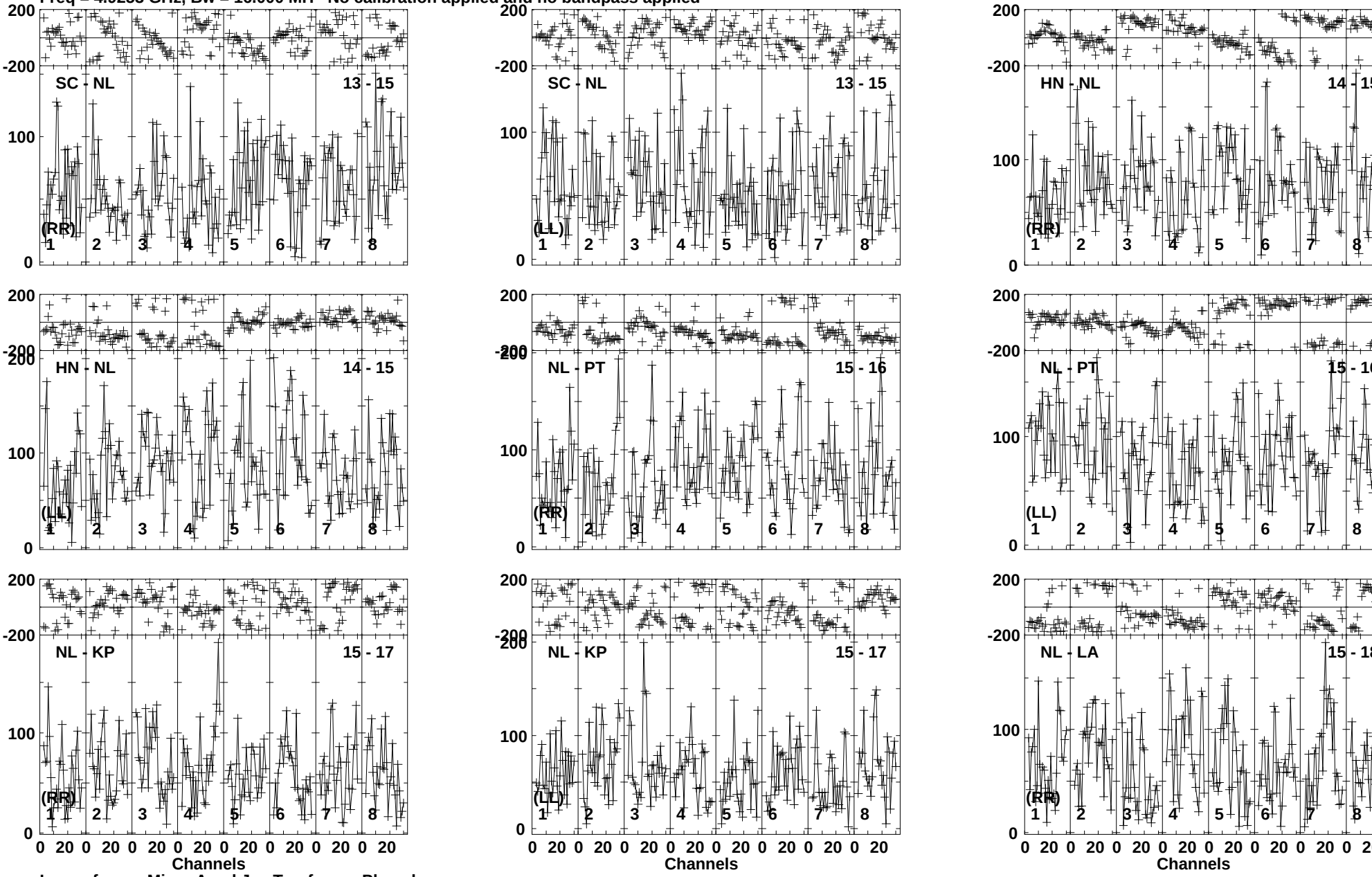

Lower frame: Micro Ampl Jy Top frame: Phas deg
Vector averaged cross-power spectrum Baseline: SC (13) - NL (15)
Timerange: 00/23:05:16 to 00/23:15:14

Plot file version 187 created 02-APR-2015 17:59:26
1632-0033 GJ014.UVDATA.1
Freq = 4.9253 GHz, Bw = 16.000 MH No calibration applied and no bandpass applied

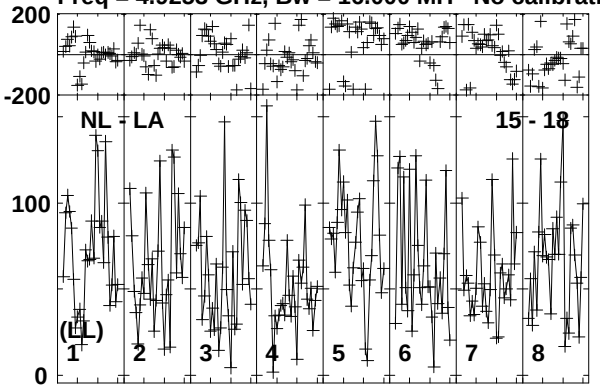

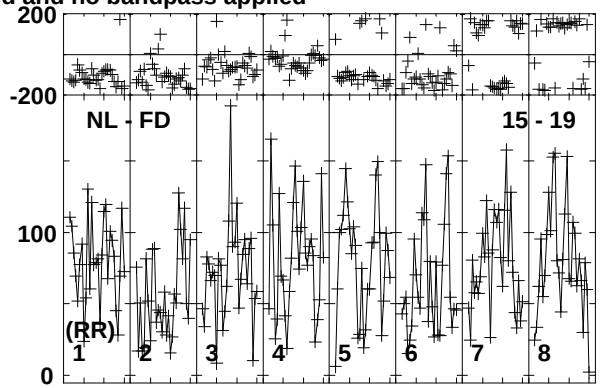

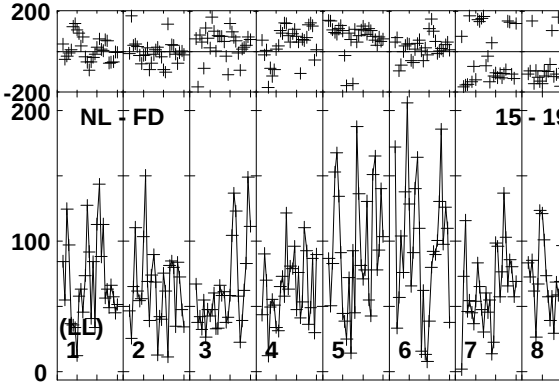

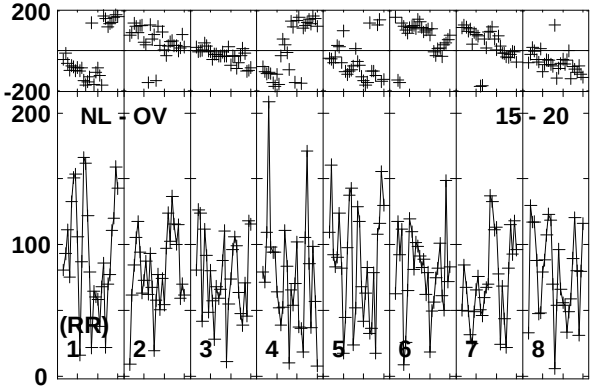

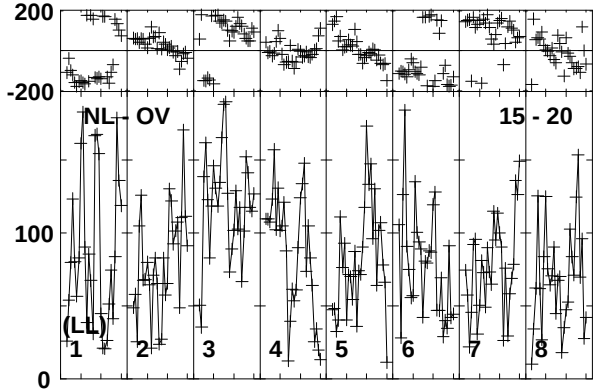

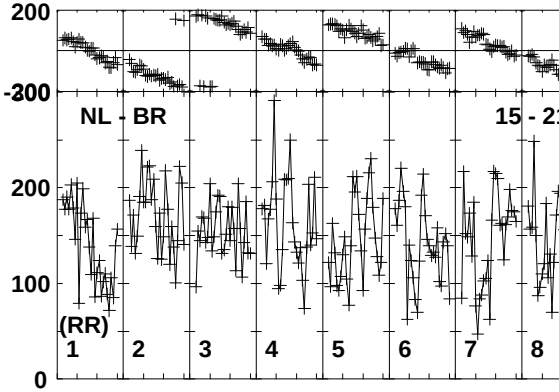

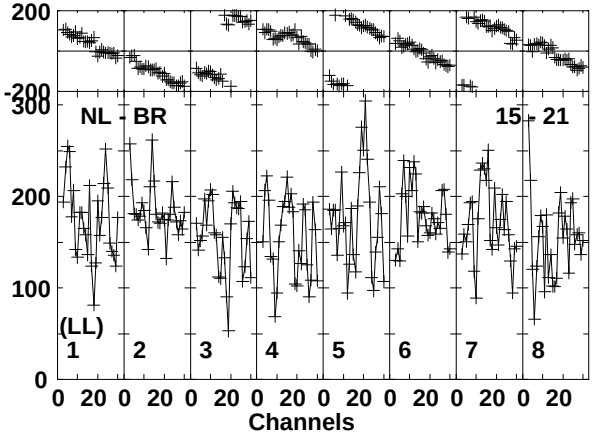

Lower frame: Micro Ampl Jy Top frame: Phas deg
Vector averaged cross-power spectrum Baseline: NL (15) - LA (18)
Timerange: 00/23:05:16 to 00/23:15:14

Plot file version 188 created 02-APR-2015 17:59:28
1632-0033 GJ014.UVDATA.1
Freq = 4.9253 GHz, Bw = 16.000 MH No calibration applied and no bandpass applied

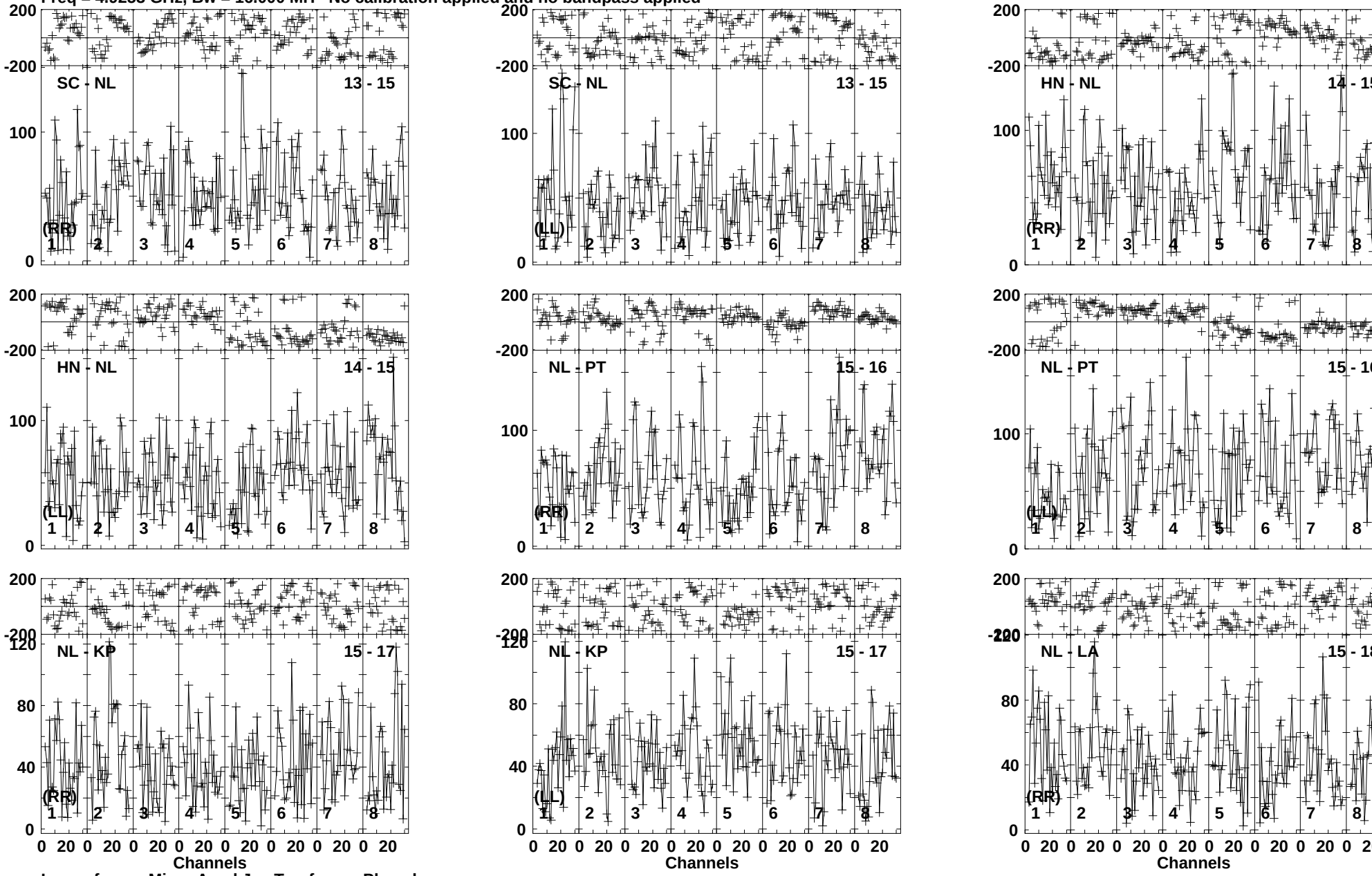

Lower frame: Micro Ampl Jy Top frame: Phas deg
Vector averaged cross-power spectrum Baseline: SC (13) - NL (15)
Timerange: 00/23:15:36 to 00/23:30:14

Plot file version 189 created 02-APR-2015 17:59:29
1632-0033 GJ014.UVDATA.1
Freq = 4.9253 GHz, Bw = 16.000 MH No calibration applied and no bandpass applied

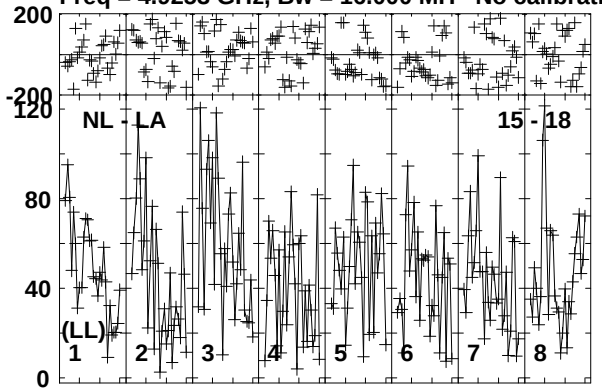

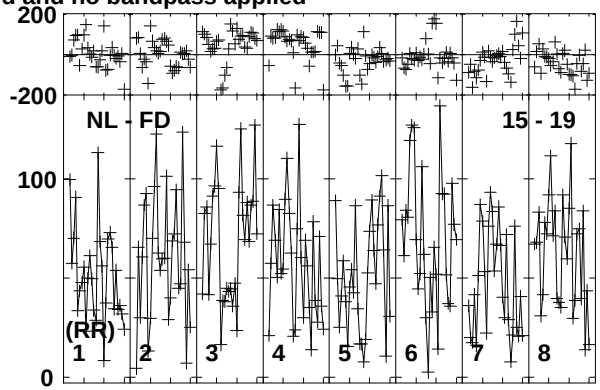

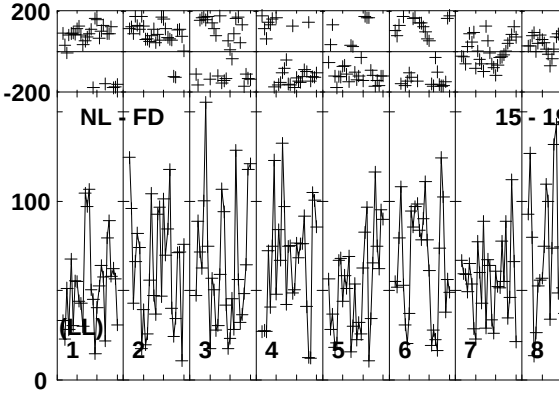

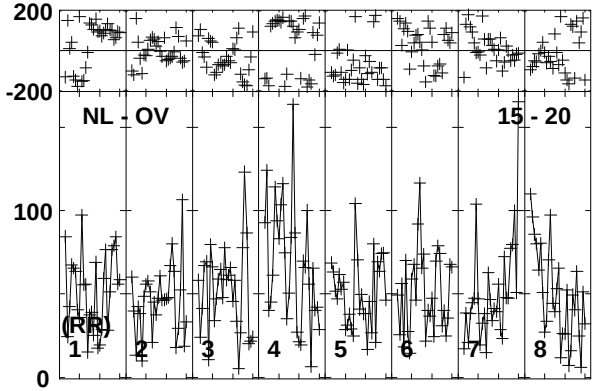

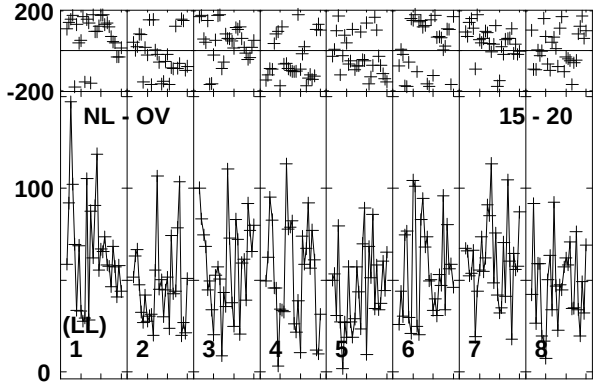

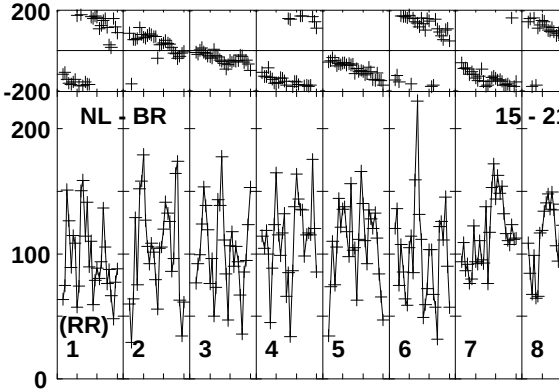

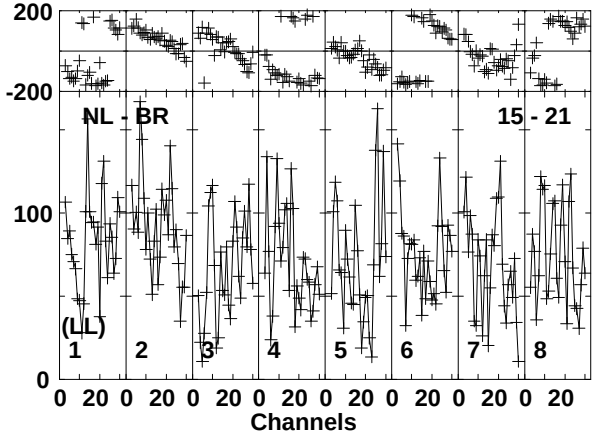

Lower frame: Micro Ampl Jy Top frame: Phas deg
Vector averaged cross-power spectrum Baseline: NL (15) - LA (18)
Timerange: 00/23:15:36 to 00/23:30:14

Plot file version 190 created 02-APR-2015 17:59:30
1632-0033 GJ014.UVDATA.1
Freq = 4.9253 GHz, Bw = 16.000 MH No calibration applied and no bandpass applied

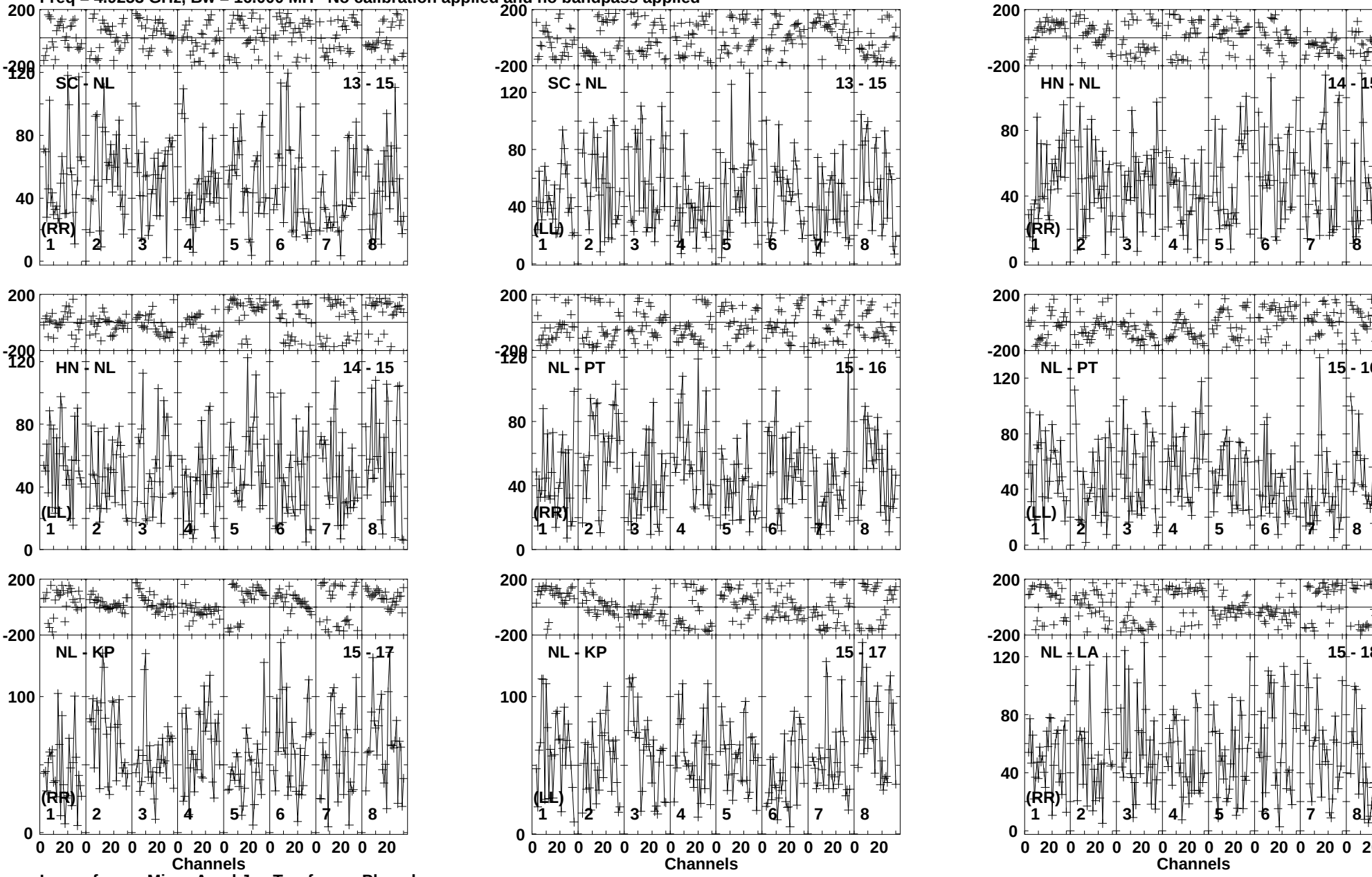

Lower frame: Micro Ampl Jy Top frame: Phas deg
Vector averaged cross-power spectrum Baseline: SC (13) - NL (15)
Timerange: 00/23:30:36 to 00/23:45:14

Plot file version 191 created 02-APR-2015 17:59:31
1632-0033 GJ014.UVDATA.1
Freq = 4.9253 GHz, Bw = 16.000 MH No calibration applied and no bandpass applied

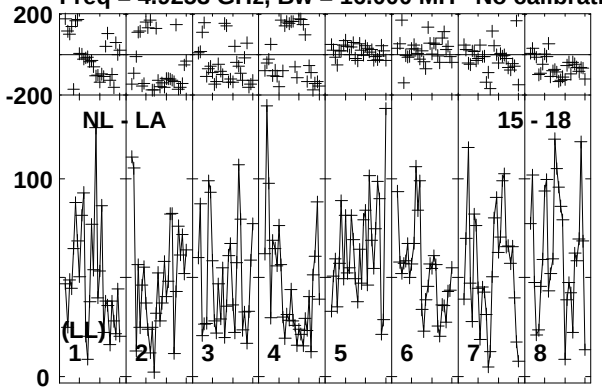

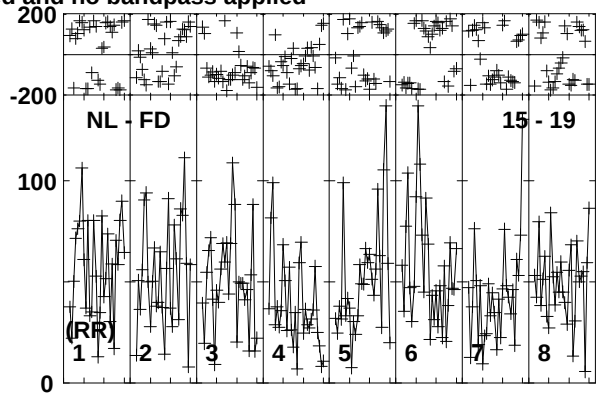

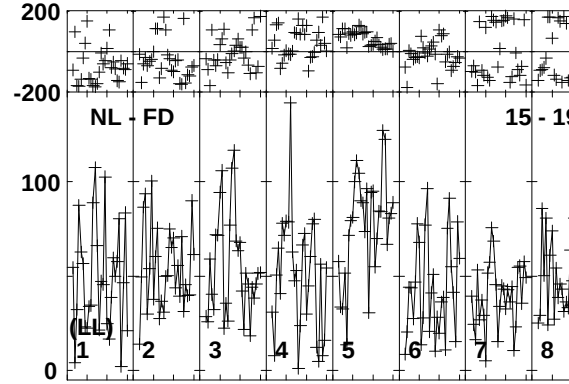

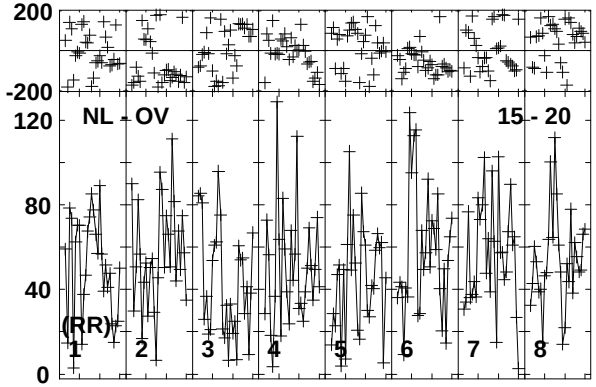

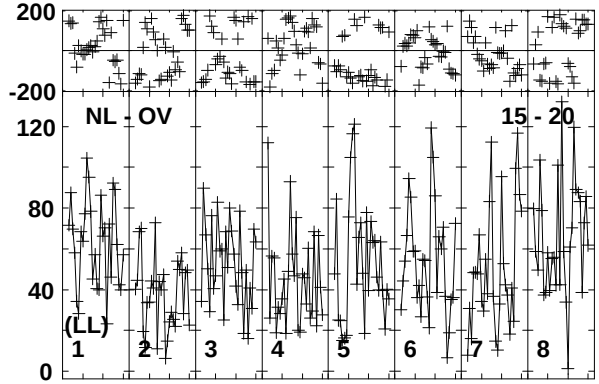

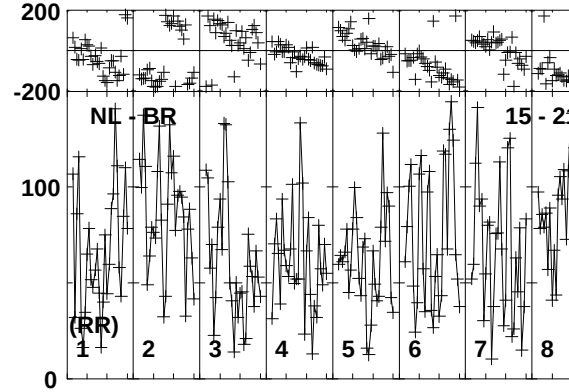

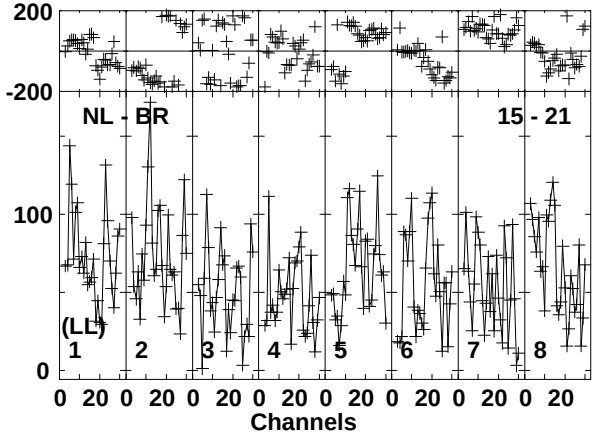

Lower frame: Micro Ampl Jy Top frame: Phas deg
Vector averaged cross-power spectrum Baseline: NL (15) - LA (18)
Timerange: 00/23:30:36 to 00/23:45:14

Plot file version 192 created 02-APR-2015 17:59:33
1632-0033 GJ014.UVDATA.1
Freq = 4.9253 GHz, Bw = 16.000 MH No calibration applied and no bandpass applied

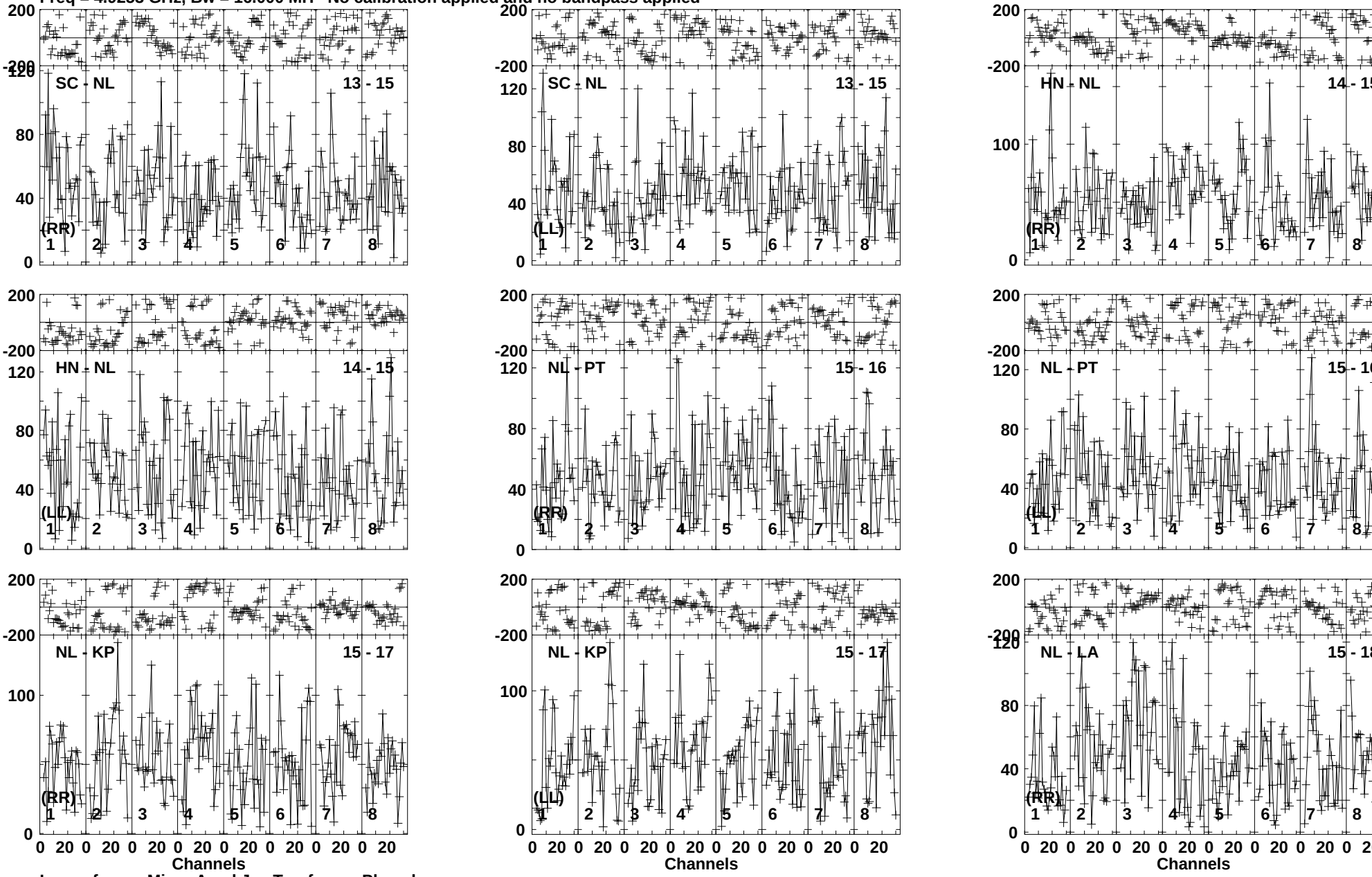

Lower frame: Micro Ampl Jy Top frame: Phas deg
Vector averaged cross-power spectrum Baseline: SC (13) - NL (15)
Timerange: 00/23:45:36 to 01/00:00:14

Plot file version 193 created 02-APR-2015 17:59:33
1632-0033 GJ014.UVDATA.1
Freq = 4.9253 GHz, Bw = 16.000 MH No calibration applied and no bandpass applied

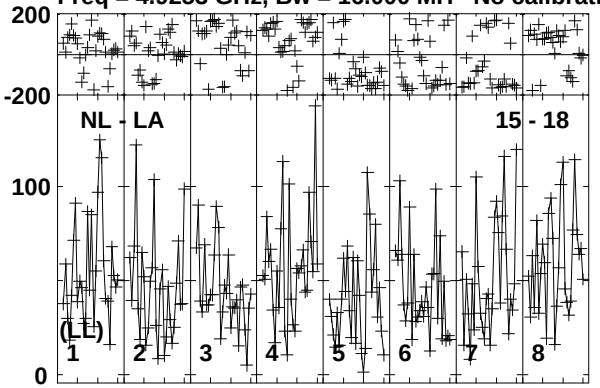

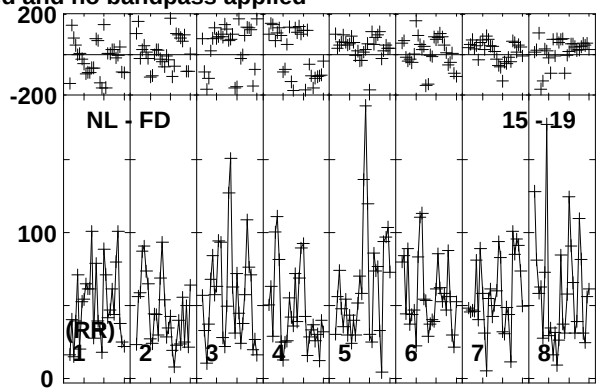

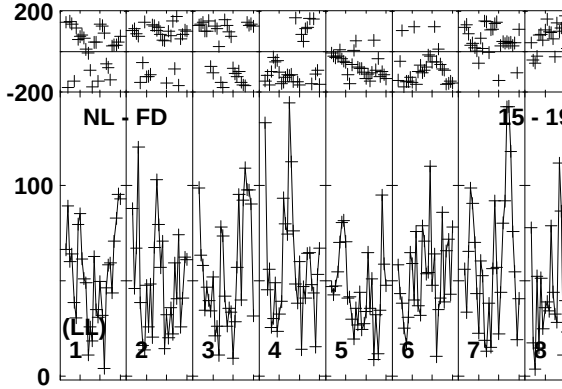

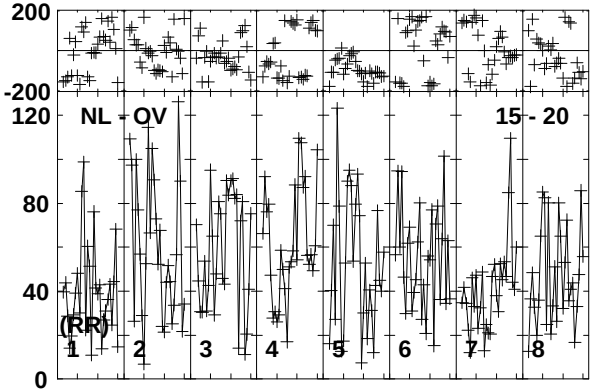

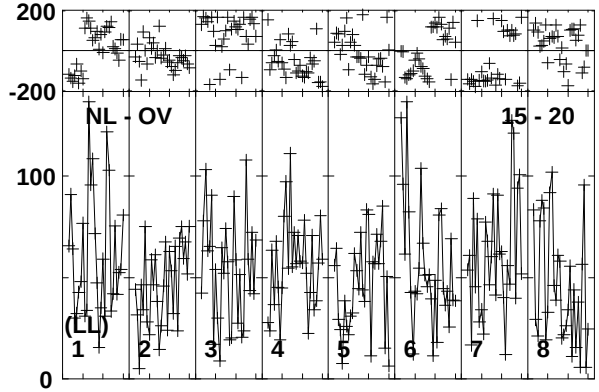

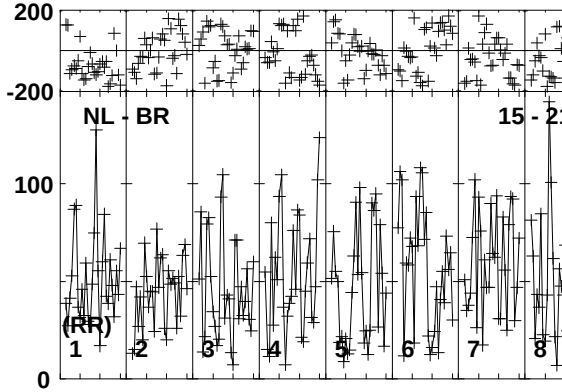

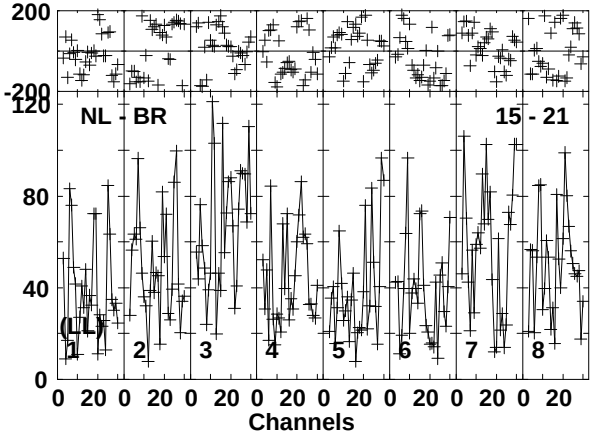

Lower frame: Micro Ampl Jy Top frame: Phas deg
Vector averaged cross-power spectrum Baseline: NL (15) - LA (18)
Timerange: 00/23:45:36 to 01/00:00:14

Plot file version 194 created 02-APR-2015 17:59:35
1632-0033 GJ014.UVDATA.1
Freq = 4.9253 GHz, Bw = 16.000 MH No calibration applied and no bandpass applied

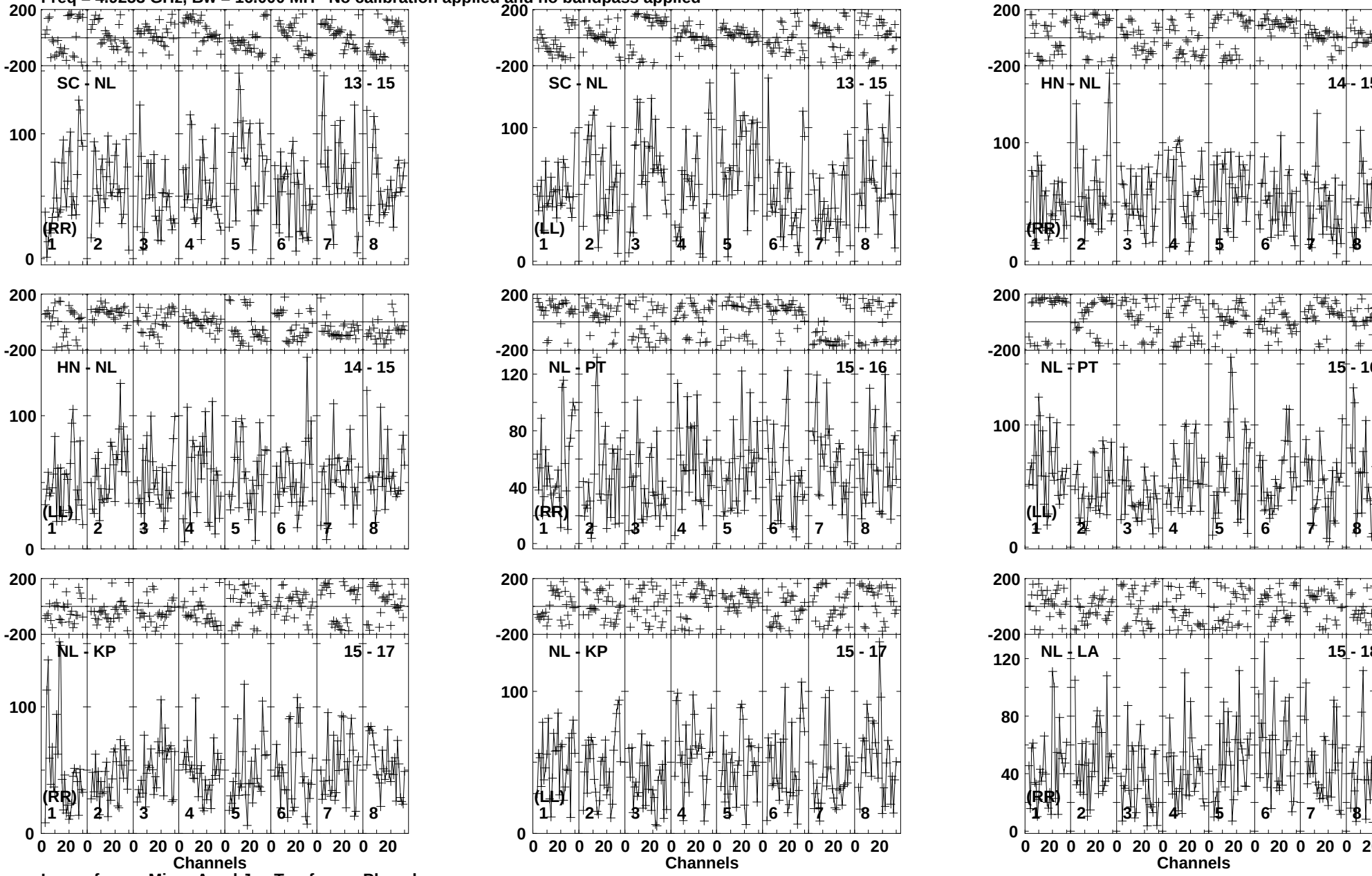

Lower frame: Micro Ampl Jy Top frame: Phas deg
Vector averaged cross-power spectrum Baseline: SC (13) - NL (15)
Timerange: 01/00:00:36 to 01/00:15:14

Plot file version 195 created 02-APR-2015 17:59:35
1632-0033 GJ014.UVDATA.1
Freq = 4.9253 GHz, Bw = 16.000 MH No calibration applied and no bandpass applied

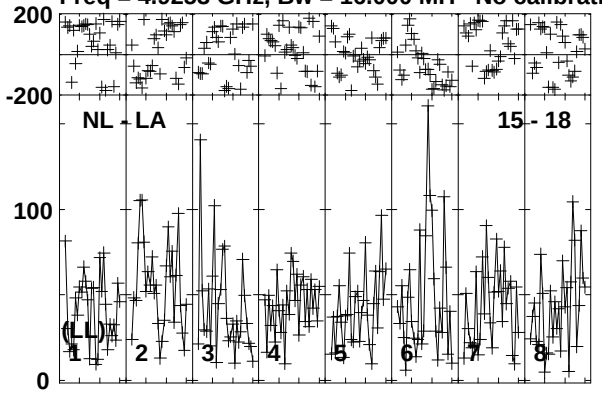

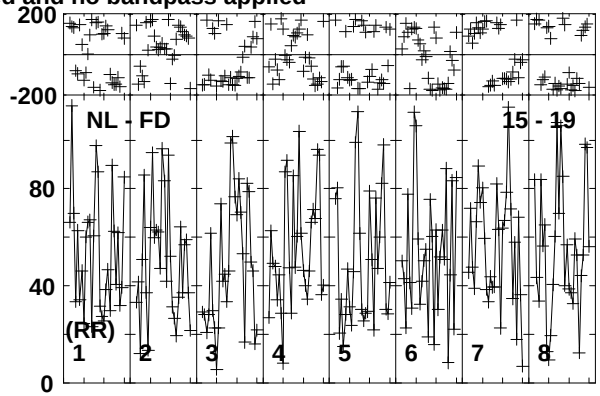

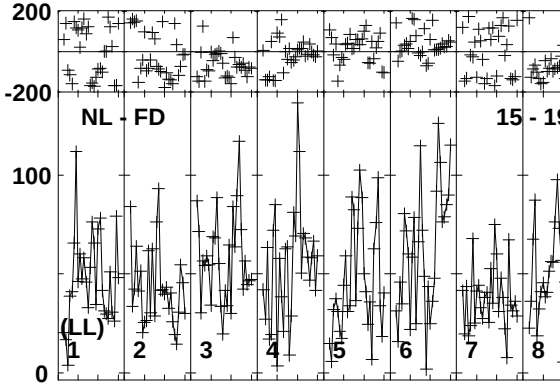

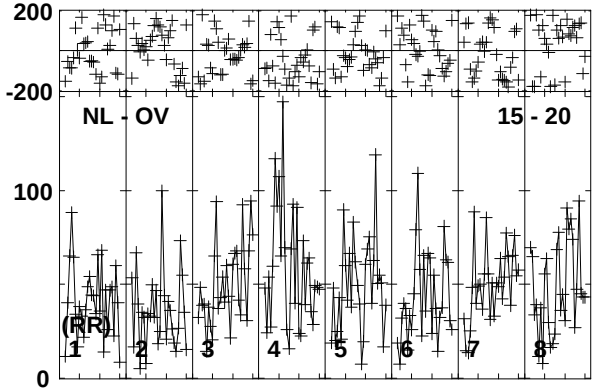

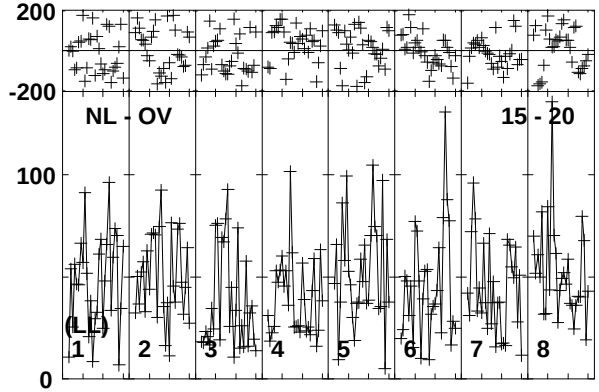

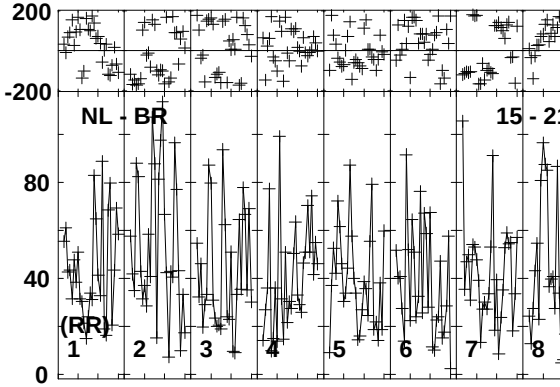

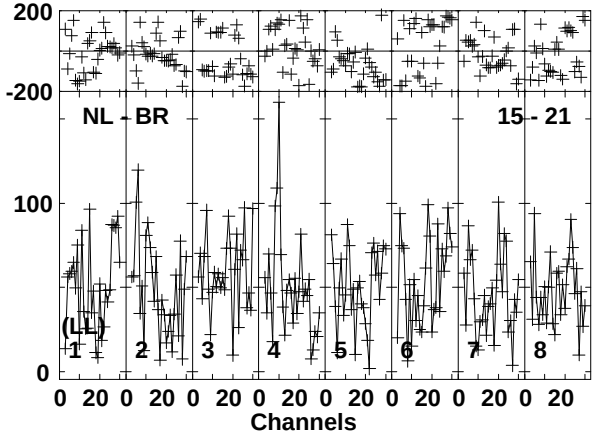

Lower frame: Micro Ampl Jy Top frame: Phas deg
Vector averaged cross-power spectrum Baseline: NL (15) - LA (18)
Timerange: 01/00:00:36 to 01/00:15:14

Plot file version 196 created 02-APR-2015 17:59:37
1632-0033 GJ014.UVDATA.1
Freq = 4.9253 GHz, Bw = 16.000 MH No calibration applied and no bandpass applied

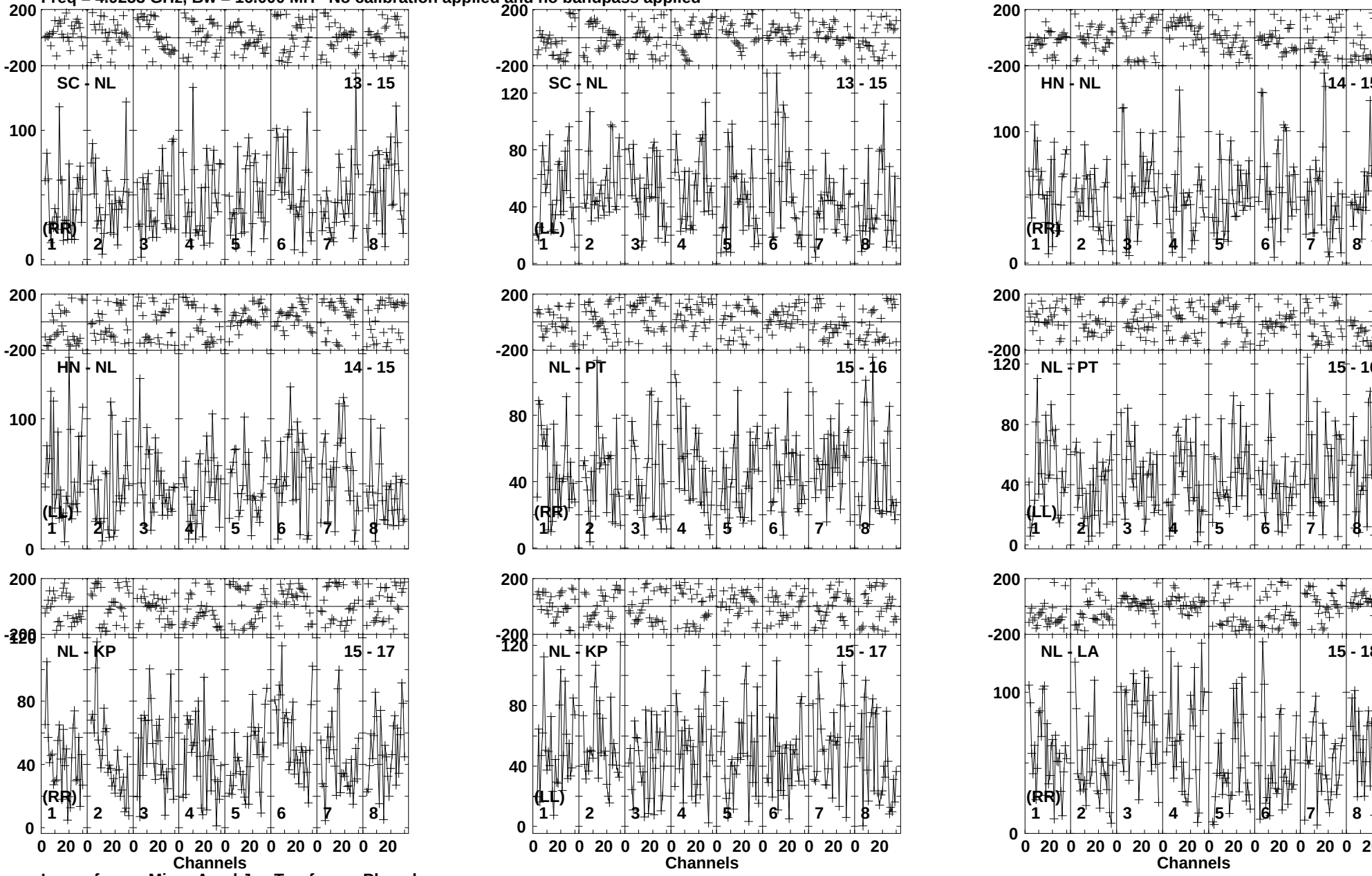

Lower frame: Micro Ampl Jy Top frame: Phas deg
Vector averaged cross-power spectrum Baseline: SC (13) - NL (15)
Timerange: 01/00:15:36 to 01/00:30:14

Plot file version 197 created 02-APR-2015 17:59:37
1632-0033 GJ014.UVDATA.1
Freq = 4.9253 GHz, Bw = 16.000 MH No calibration applied and no bandpass applied

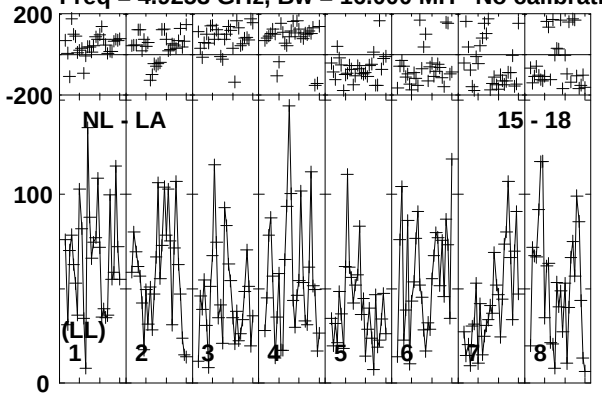

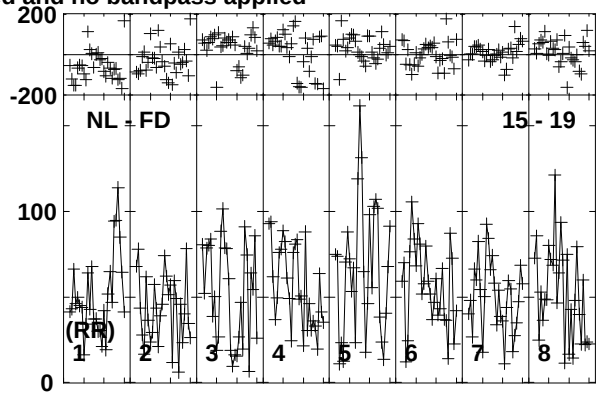

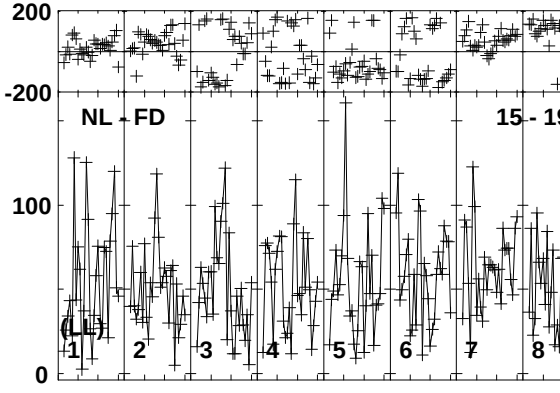

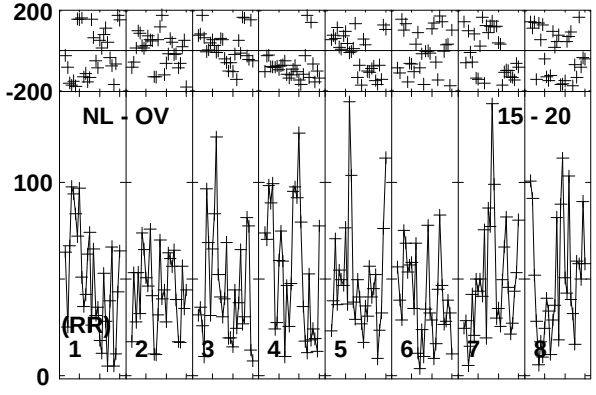

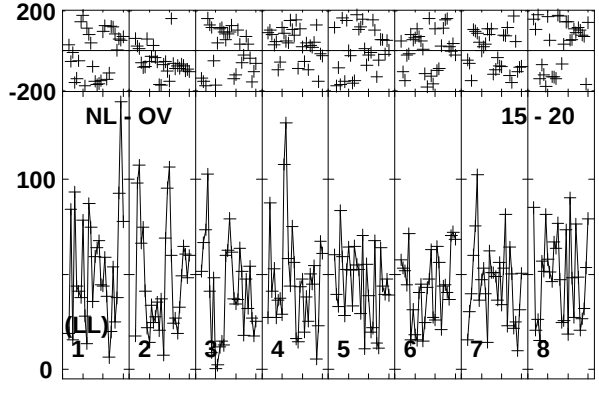

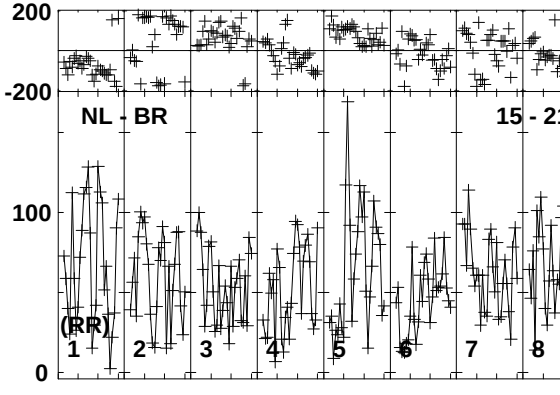

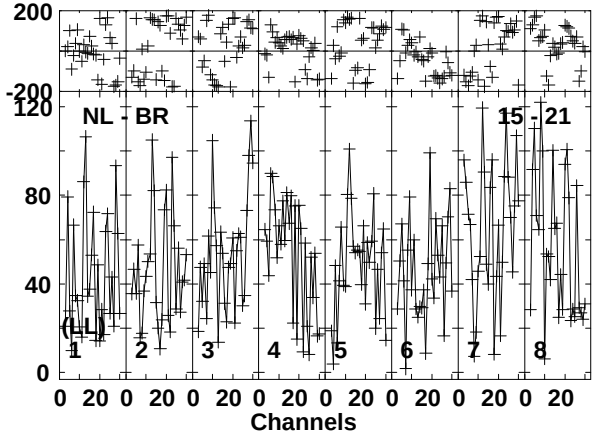

Lower frame: Micro Ampl Jy Top frame: Phas deg
Vector averaged cross-power spectrum Baseline: NL (15) - LA (18)
Timerange: 01/00:15:36 to 01/00:30:14

Plot file version 198 created 02-APR-2015 17:59:38
1632-0033 GJ014.UVDATA.1
Freq = 4.9253 GHz, Bw = 16.000 MH No calibration applied and no bandpass applied

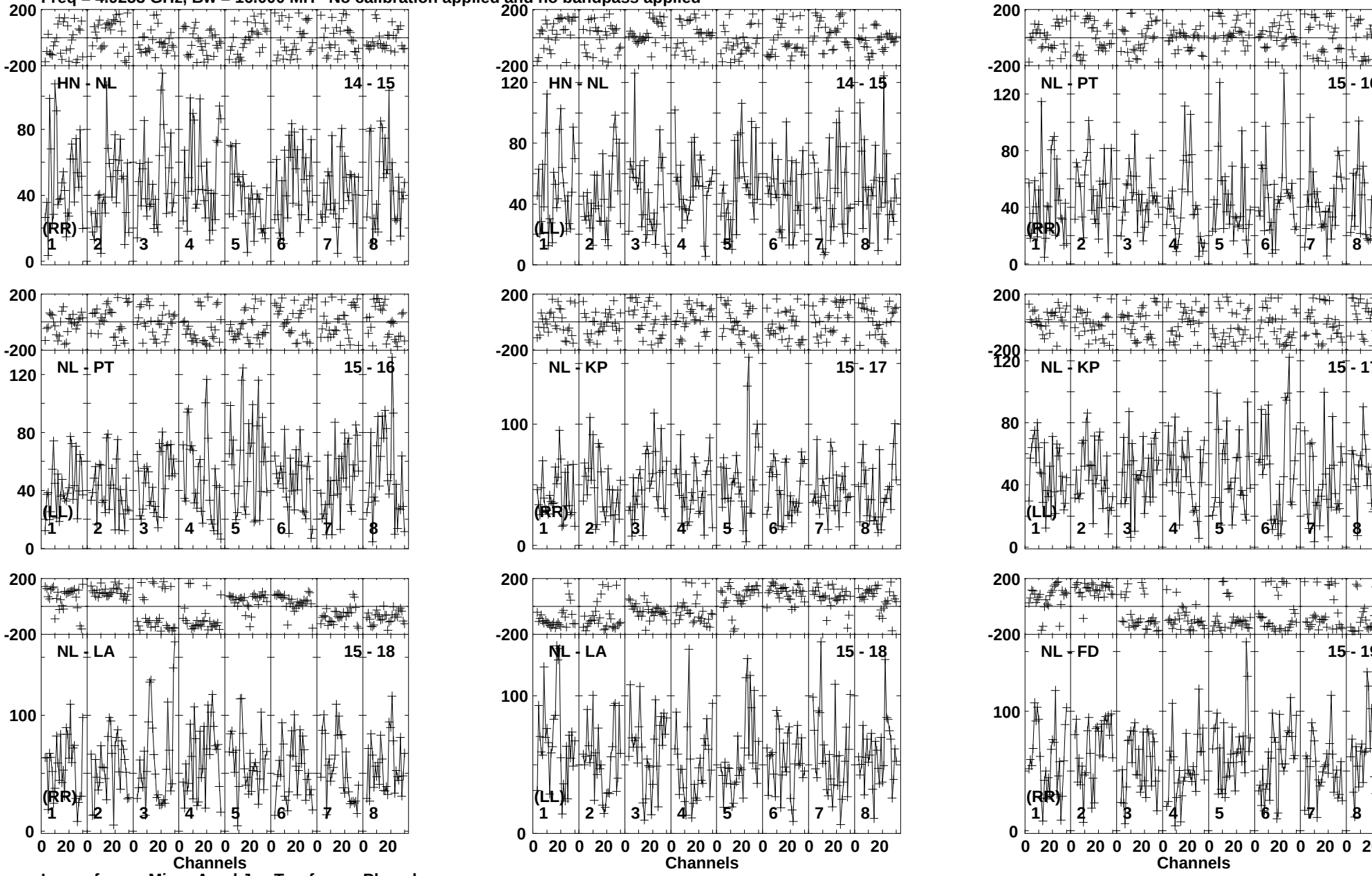

Lower frame: Micro Ampl Jy Top frame: Phas deg
Vector averaged cross-power spectrum Baseline: HN (14) - NL (15)
Timerange: 01/00:30:36 to 01/00:45:14

Plot file version 199 created 02-APR-2015 17:59:39
1632-0033 GJ014.UVDATA.1
Freq = 4.9253 GHz, Bw = 16.000 MH No calibration applied and no bandpass applied

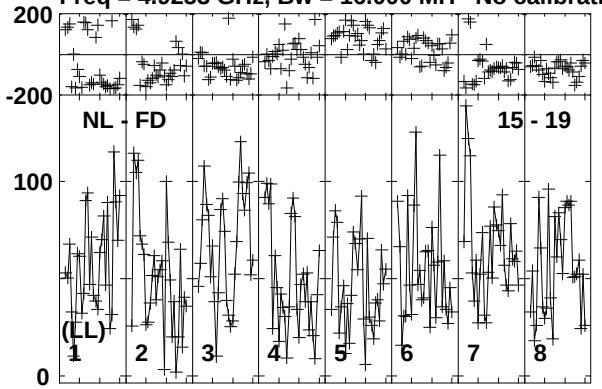

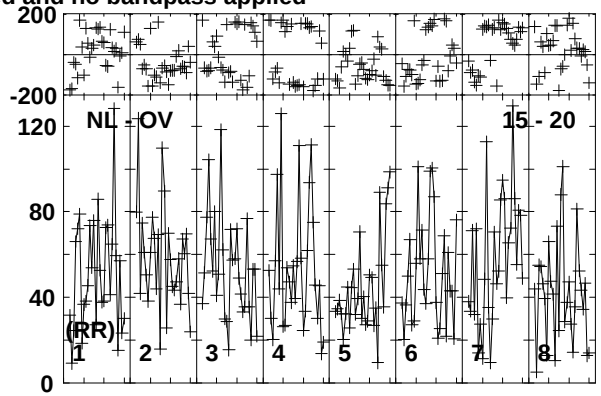

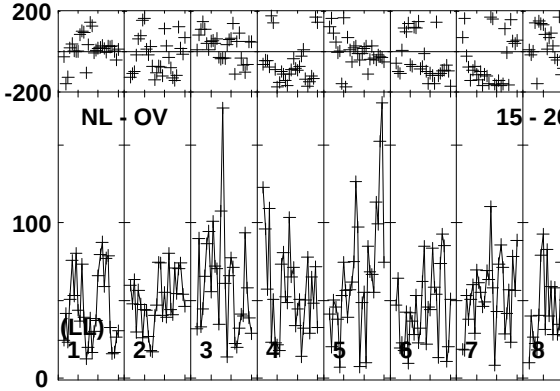

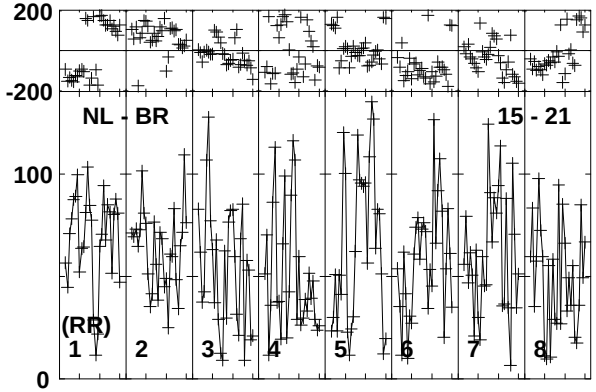

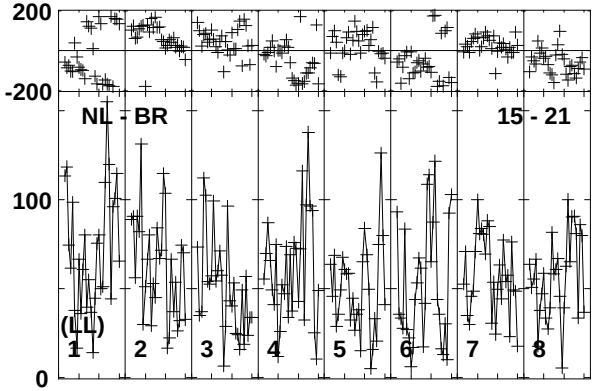

Lower frame: Micro Ampl Jy Top frame: Phas deg
Vector averaged cross-power spectrum Baseline: NL (15) - FD (19)
Timerange: 01/00:30:36 to 01/00:45:14

Plot file version 200 created 02-APR-2015 17:59:40
1632-0033 GJ014.UVDATA.1
Freq = 4.9253 GHz, Bw = 16.000 MH No calibration applied and no bandpass applied

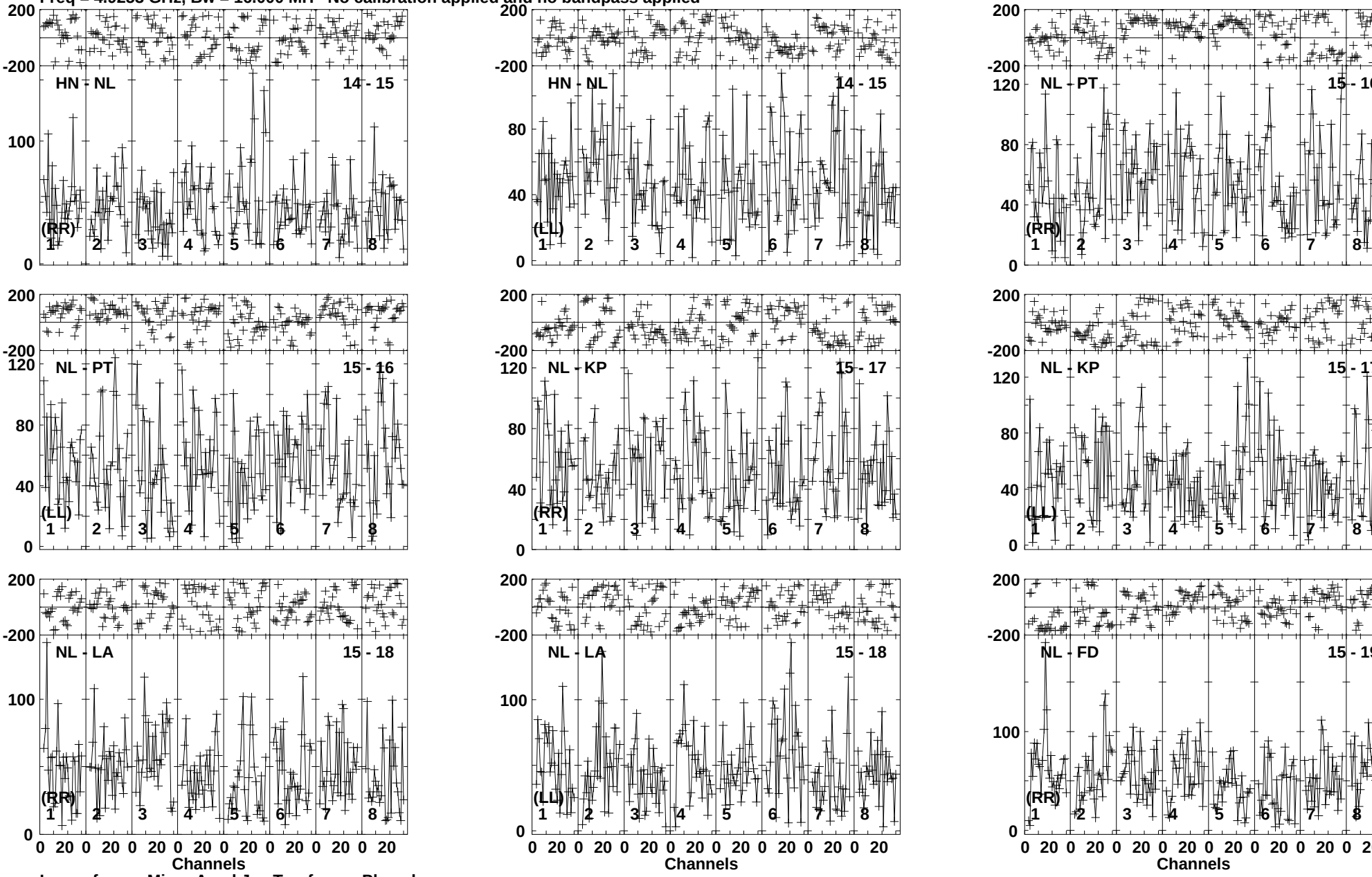

Lower frame: Micro Ampl Jy Top frame: Phas deg
Vector averaged cross-power spectrum Baseline: HN (14) - NL (15)
Timerange: 01/00:45:36 to 01/01:00:14

Plot file version 201 created 02-APR-2015 17:59:40
1632-0033 GJ014.UVDATA.1
Freq = 4.9253 GHz, Bw = 16.000 MH No calibration applied and no bandpass applied

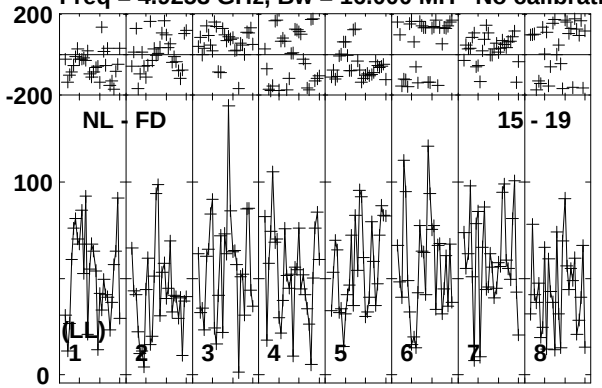

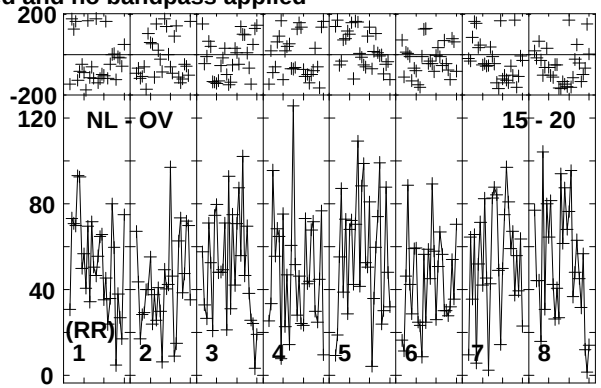

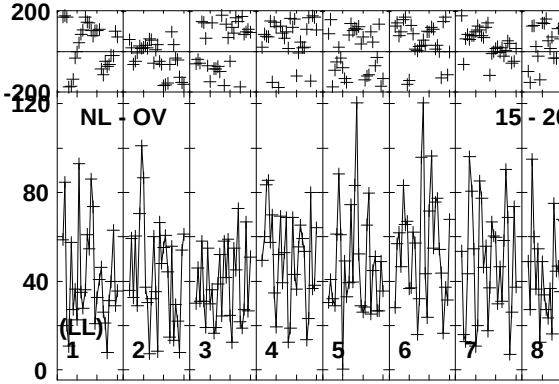

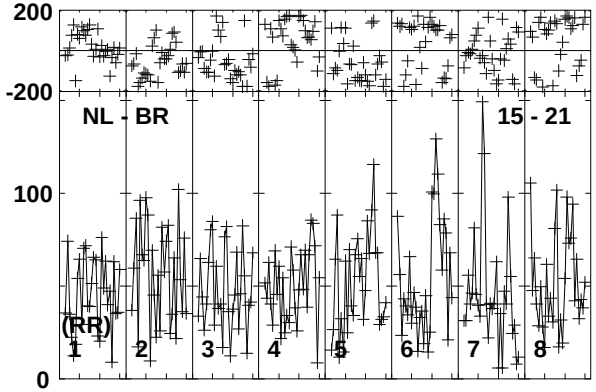

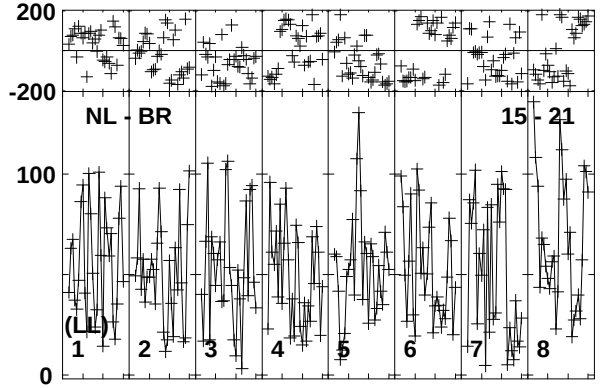

Lower frame: Micro Ampl Jy Top frame: Phas deg
Vector averaged cross-power spectrum Baseline: NL (15) - FD (19)
Timerange: 01/00:45:36 to 01/01:00:14

Plot file version 202 created 02-APR-2015 17:59:42
1632-0033 GJ014.UVDATA.1
Freq = 4.9253 GHz, Bw = 16.000 MH No calibration applied and no bandpass applied

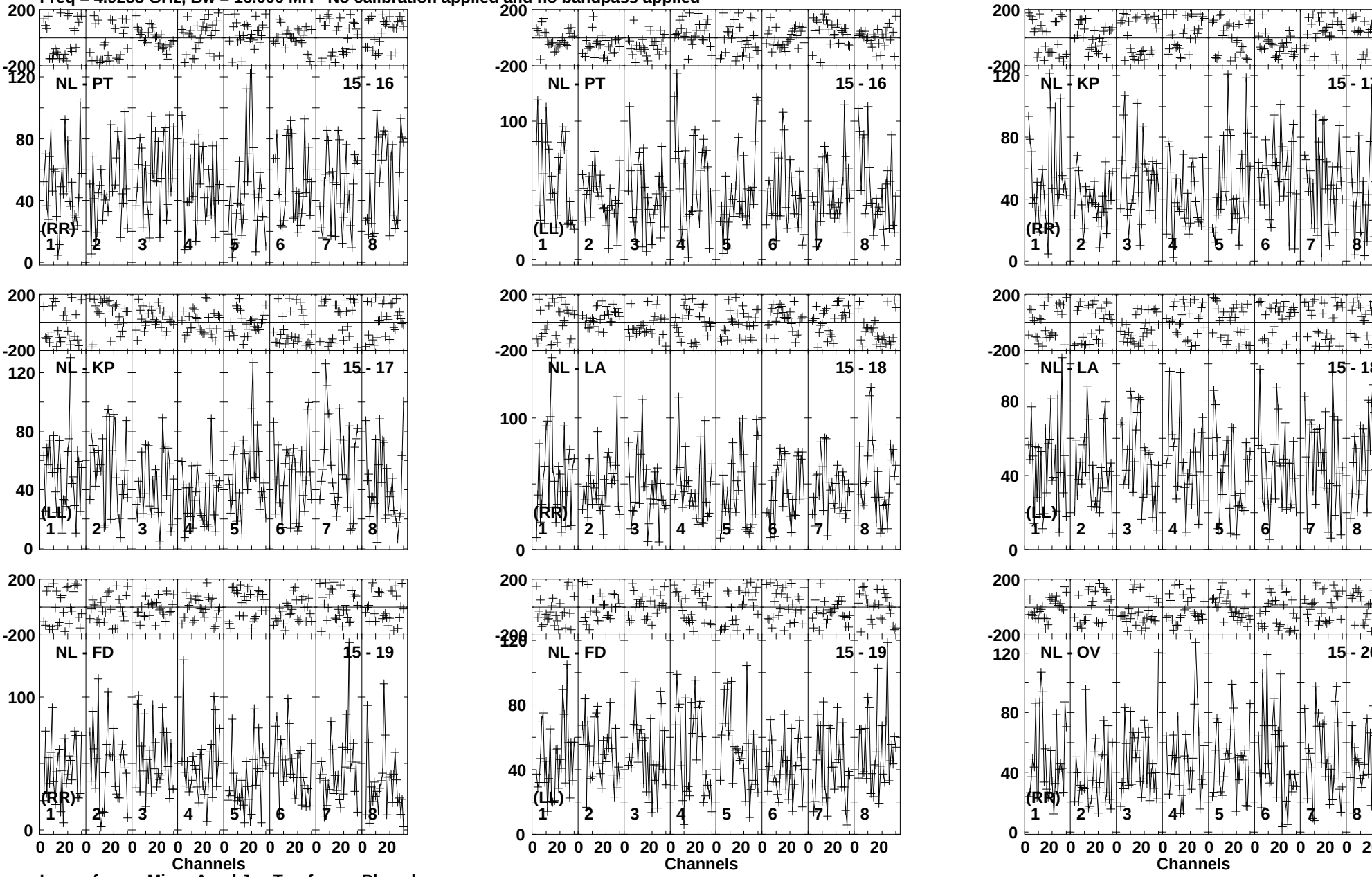

Lower frame: Micro Ampl Jy Top frame: Phas deg
Vector averaged cross-power spectrum Baseline: NL (15) - PT (16)
Timerange: 01/01:00:36 to 01/01:15:10

Plot file version 203 created 02-APR-2015 17:59:42
1632-0033 GJ014.UVDATA.1
Freq = 4.9253 GHz, Bw = 16.000 MH No calibration applied and no bandpass applied

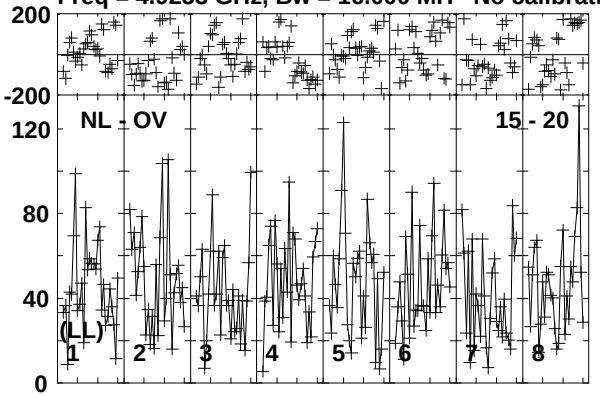

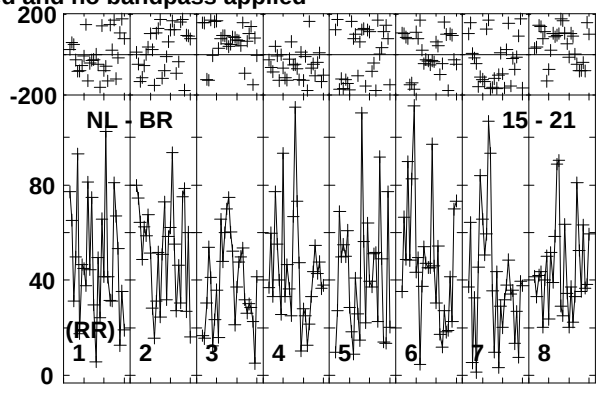

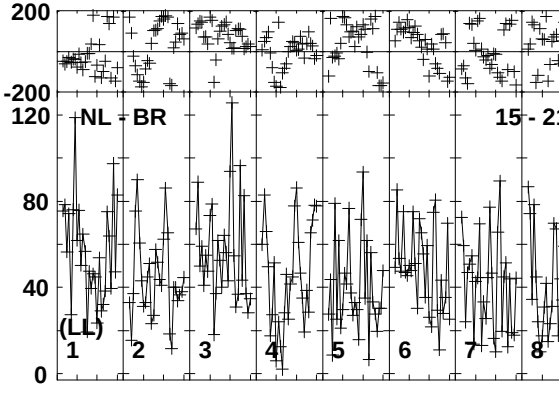

Lower frame: Micro Ampl Jy Top frame: Phas deg
Vector averaged cross-power spectrum Baseline: NL (15) - OV (20)
Timerange: 01/01:00:36 to 01/01:15:10

Plot file version 204 created 02-APR-2015 17:59:43
1632-0033 GJ014.UVDATA.1
Freq = 4.9253 GHz, Bw = 16.000 MH No calibration applied and no bandpass applied

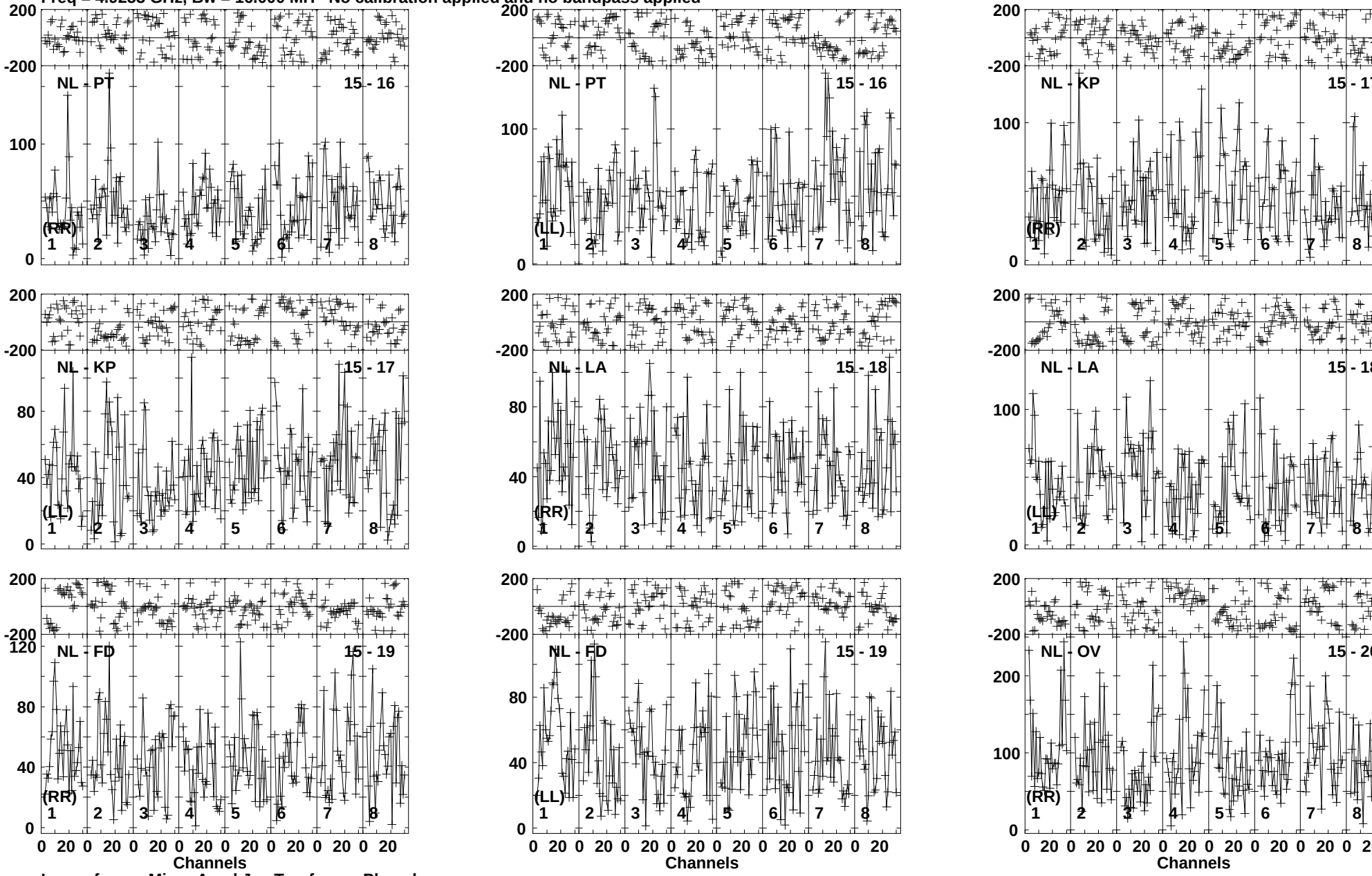

Lower frame: Micro Ampl Jy Top frame: Phas deg
Vector averaged cross-power spectrum Baseline: NL (15) - PT (16)
Timerange: 01/01:15:32 to 01/01:30:06

Plot file version 205 created 02-APR-2015 17:59:43
1632-0033 GJ014.UVDATA.1
Freq = 4.9253 GHz, Bw = 16.000 MH No calibration applied and no bandpass applied

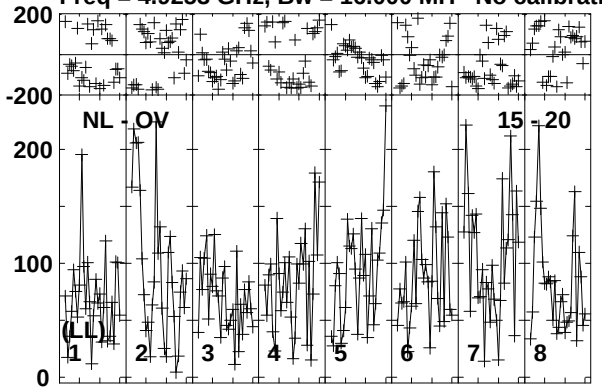

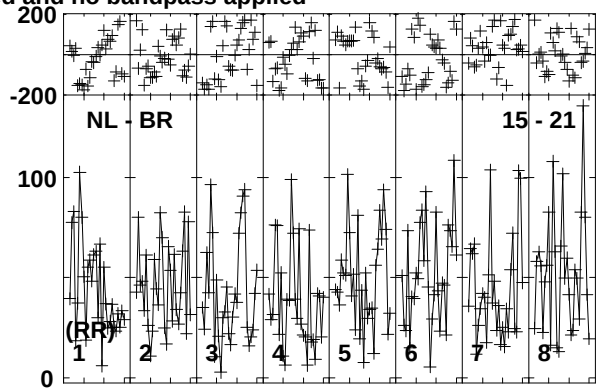

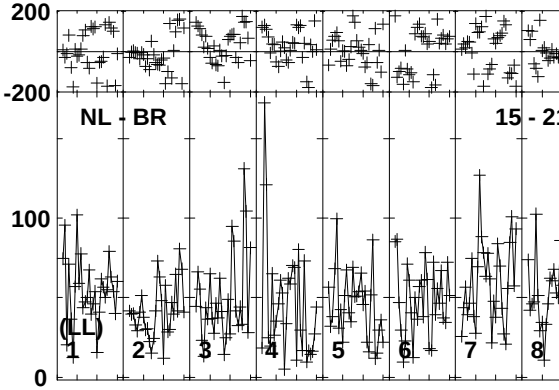

Lower frame: Micro Ampl Jy Top frame: Phas deg
Vector averaged cross-power spectrum Baseline: NL (15) - OV (20)
Timerange: 01/01:15:32 to 01/01:30:06

Plot file version 206 created 02-APR-2015 17:59:44
1632-0033 GJ014.UVDATA.1
Freq = 4.9253 GHz, Bw = 16.000 MH No calibration applied and no bandpass applied

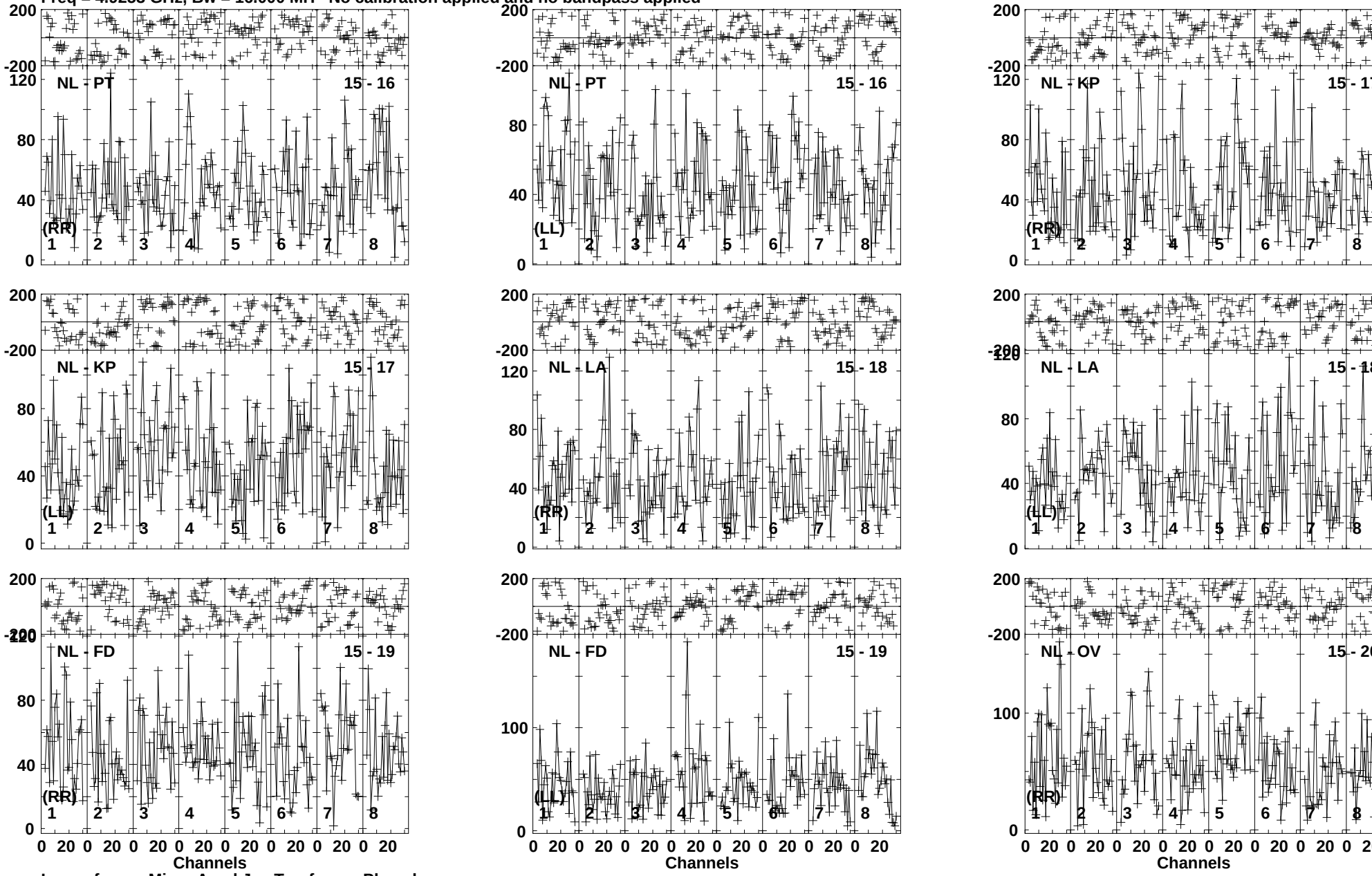

Lower frame: Micro Ampl Jy Top frame: Phas deg
Vector averaged cross-power spectrum Baseline: NL (15) - PT (16)
Timerange: 01/01:30:28 to 01/01:45:02

Plot file version 207 created 02-APR-2015 17:59:45
1632-0033 GJ014.UVDATA.1
Freq = 4.9253 GHz, Bw = 16.000 MH No calibration applied and no bandpass applied

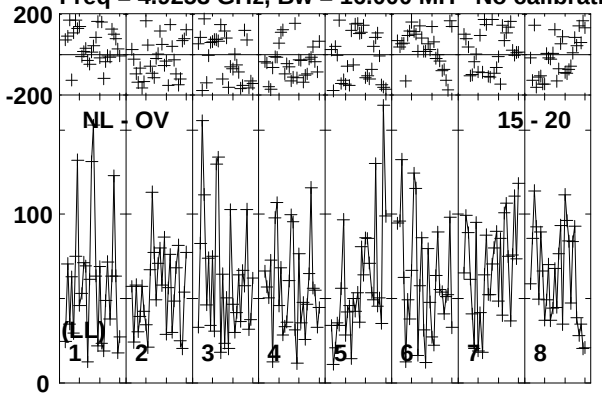

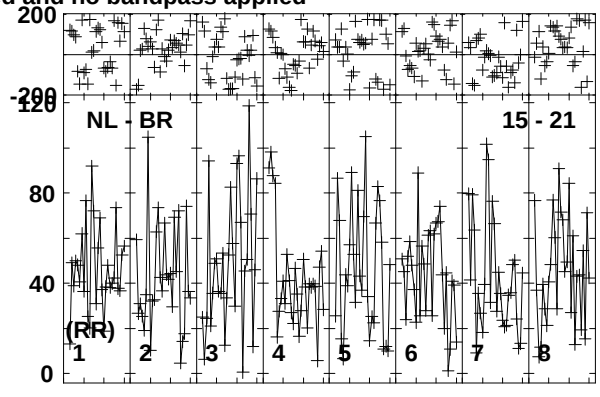

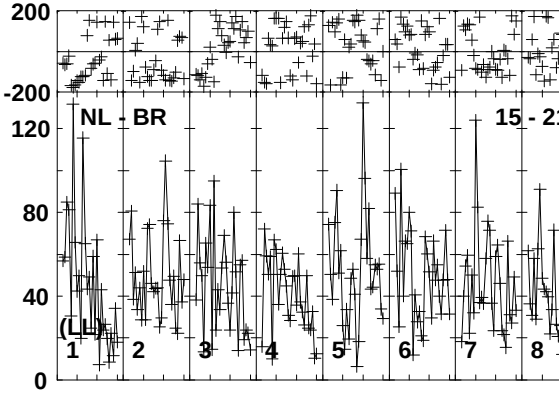

Lower frame: Micro Ampl Jy Top frame: Phas deg
Vector averaged cross-power spectrum Baseline: NL (15) - OV (20)
Timerange: 01/01:30:28 to 01/01:45:02

Plot file version 208 created 02-APR-2015 17:59:45
1632-0033 GJ014.UVDATA.1
Freq = 4.9253 GHz, Bw = 16.000 MH No calibration applied and no bandpass applied

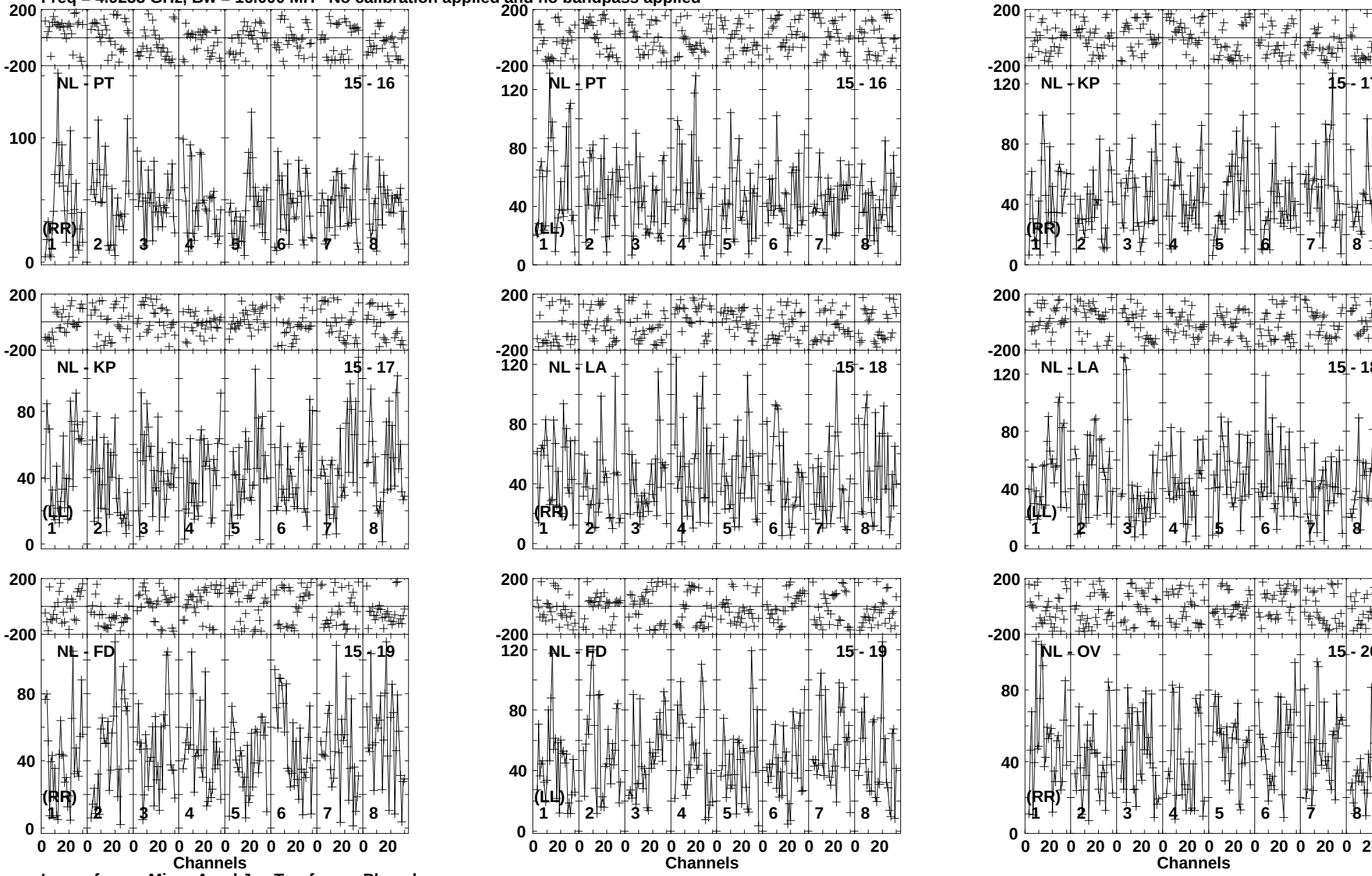

Lower frame: Micro Ampl Jy Top frame: Phas deg
Vector averaged cross-power spectrum Baseline: NL (15) - PT (16)
Timerange: 01/01:45:24 to 01/01:59:58

Plot file version 209 created 02-APR-2015 17:59:45
1632-0033 GJ014.UVDATA.1
Freq = 4.9253 GHz, Bw = 16.000 MH No calibration applied and no bandpass applied

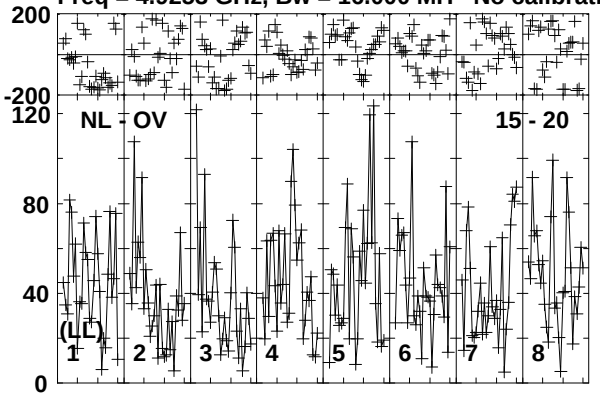

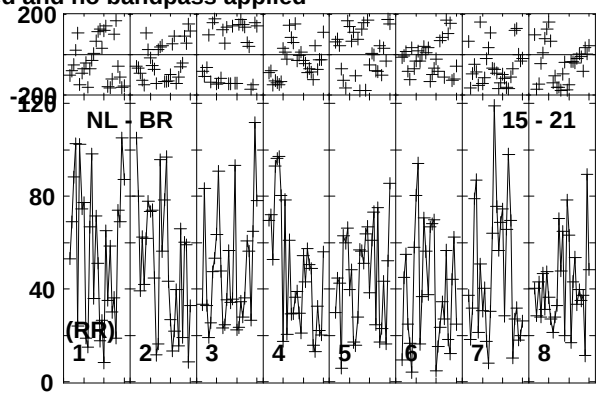

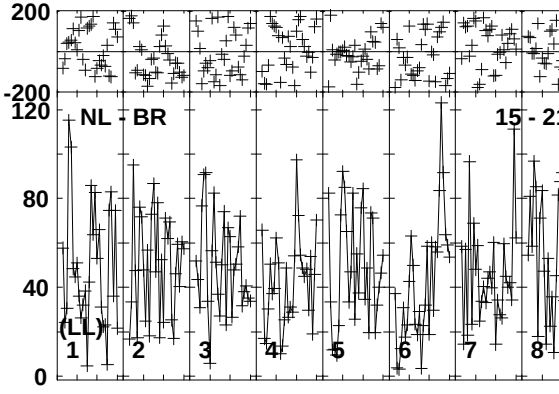

Lower frame: Micro Ampl Jy Top frame: Phas deg
Vector averaged cross-power spectrum Baseline: NL (15) - OV (20)
Timerange: 01/01:45:24 to 01/01:59:58