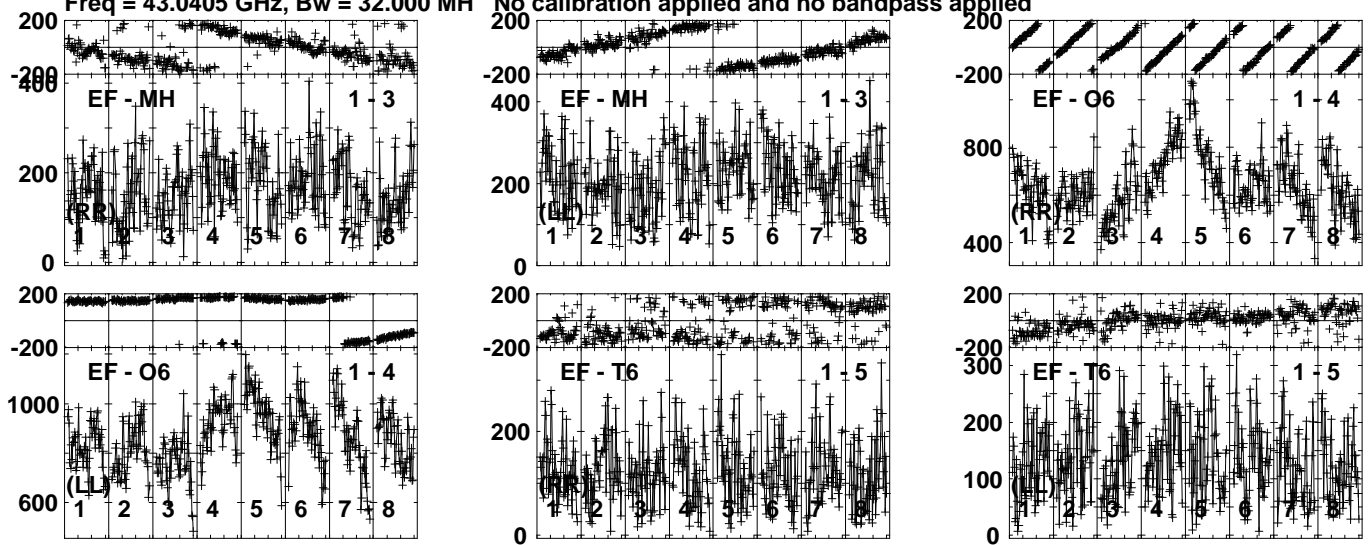


Plot file version 1 created 22-JUL-2021 03:03:12

3C273 GK053.UVDATA.1

Freq = 43.0405 GHz, Bw = 32.000 MH

No calibration applied and no bandpass applied



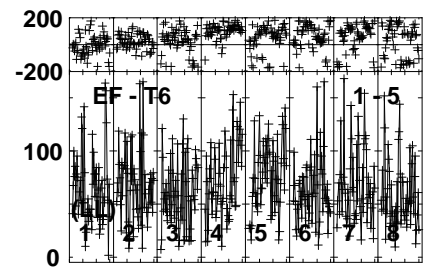
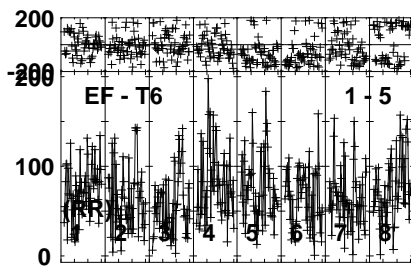
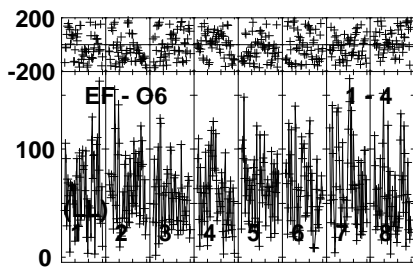
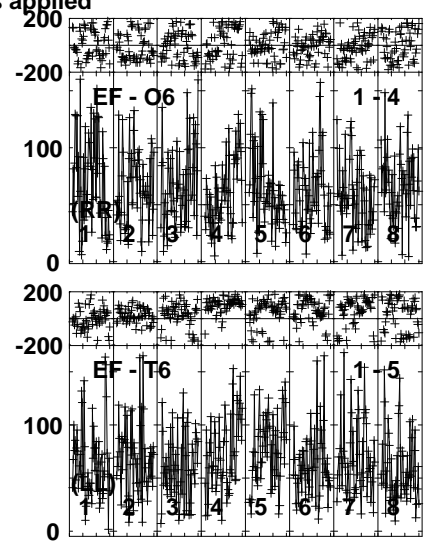
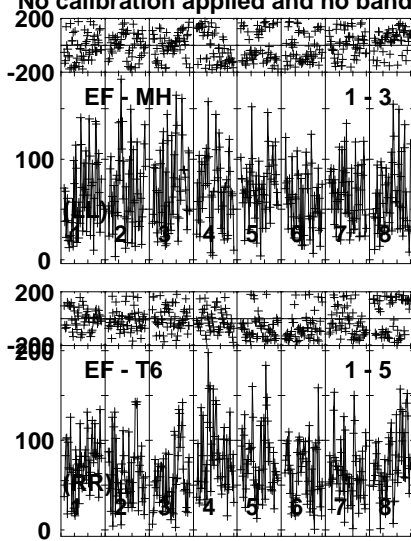
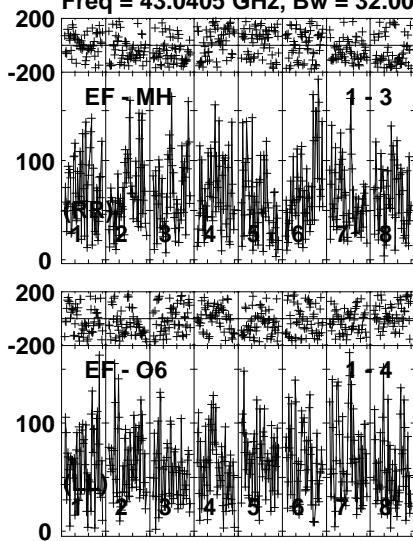
Lower frame: Micro Ampl Jy Top frame: Phas deg  
Vector averaged cross-power spectrum Several baselines displayed  
Timerange: 00/17:30:01 to 00/17:32:00

Plot file version 2 created 22-JUL-2021 03:03:12

M87 GK053.UVDATA.1

Freq = 43.0405 GHz, Bw = 32.000 MH

No calibration applied and no bandpass applied



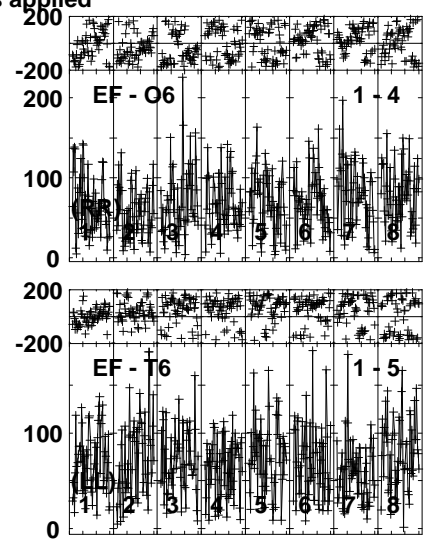
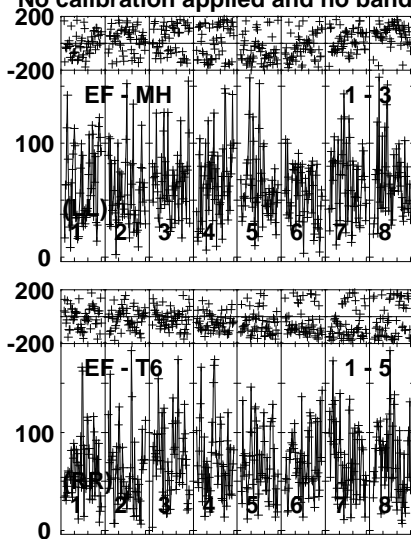
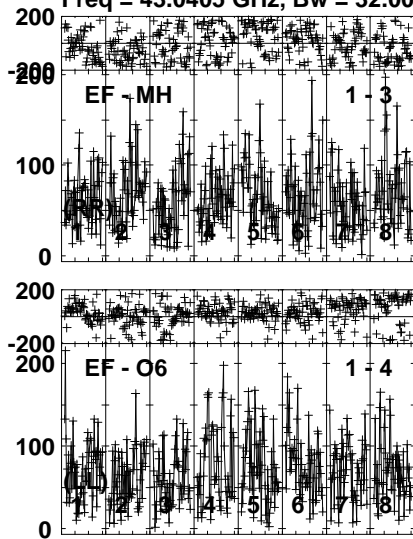
Lower frame: Micro Ampl Jy Top frame: Phas deg  
Vector averaged cross-power spectrum Several baselines displayed  
Timerange: 00/17:34:00 to 00/17:38:59

Plot file version 3 created 22-JUL-2021 03:03:13

M87 GK053.UVDATA.1

Freq = 43.0405 GHz, Bw = 32.000 MH

No calibration applied and no bandpass applied



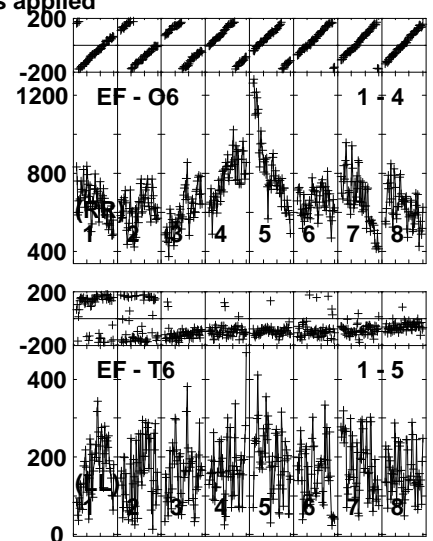
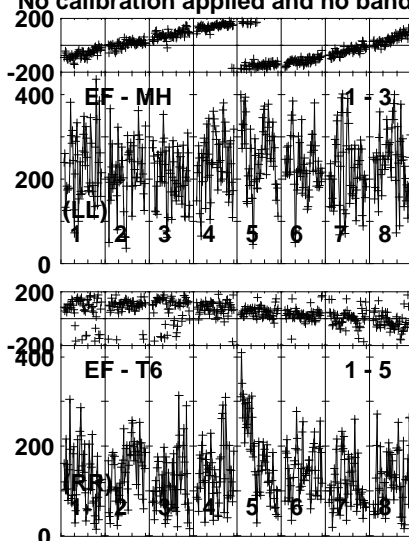
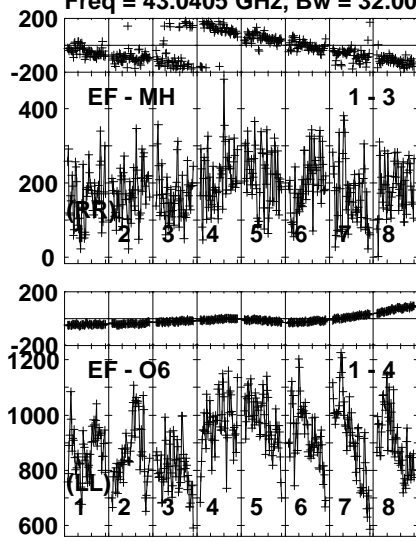
Lower frame: Micro Ampl Jy Top frame: Phas deg  
Vector averaged cross-power spectrum Several baselines displayed  
Timerange: 00/17:40:00 to 00/17:44:59

Plot file version 4 created 22-JUL-2021 03:03:14

3C273 GK053.UVDATA.1

Freq = 43.0405 GHz, Bw = 32.000 MH

No calibration applied and no bandpass applied



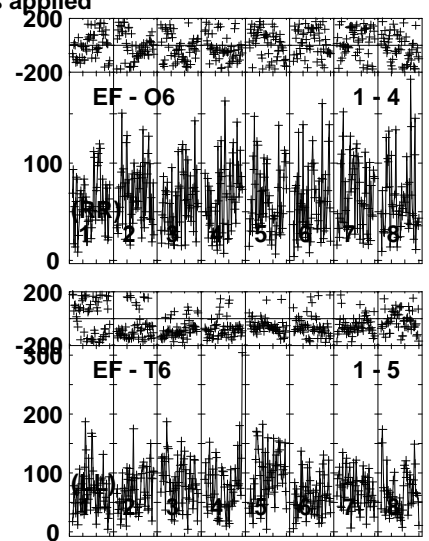
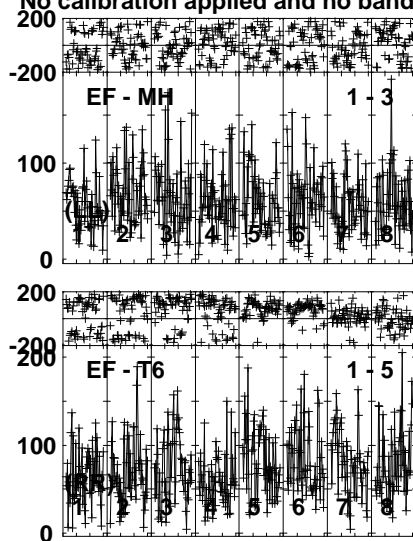
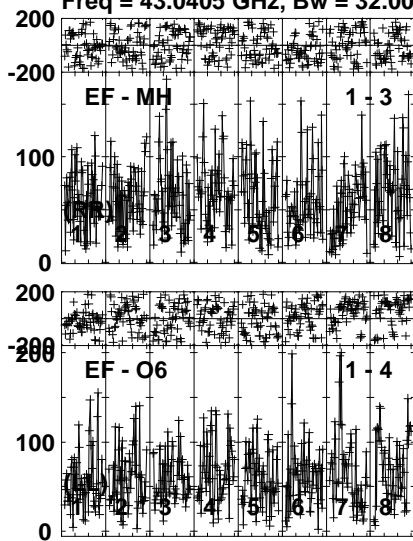
Lower frame: Micro Ampl Jy Top frame: Phas deg  
Vector averaged cross-power spectrum Several baselines displayed  
Timerange: 00:17:50:00 to 00:17:51:59

Plot file version 5 created 22-JUL-2021 03:03:15

M87 GK053.UVDATA.1

Freq = 43.0405 GHz, Bw = 32.000 MH

No calibration applied and no bandpass applied



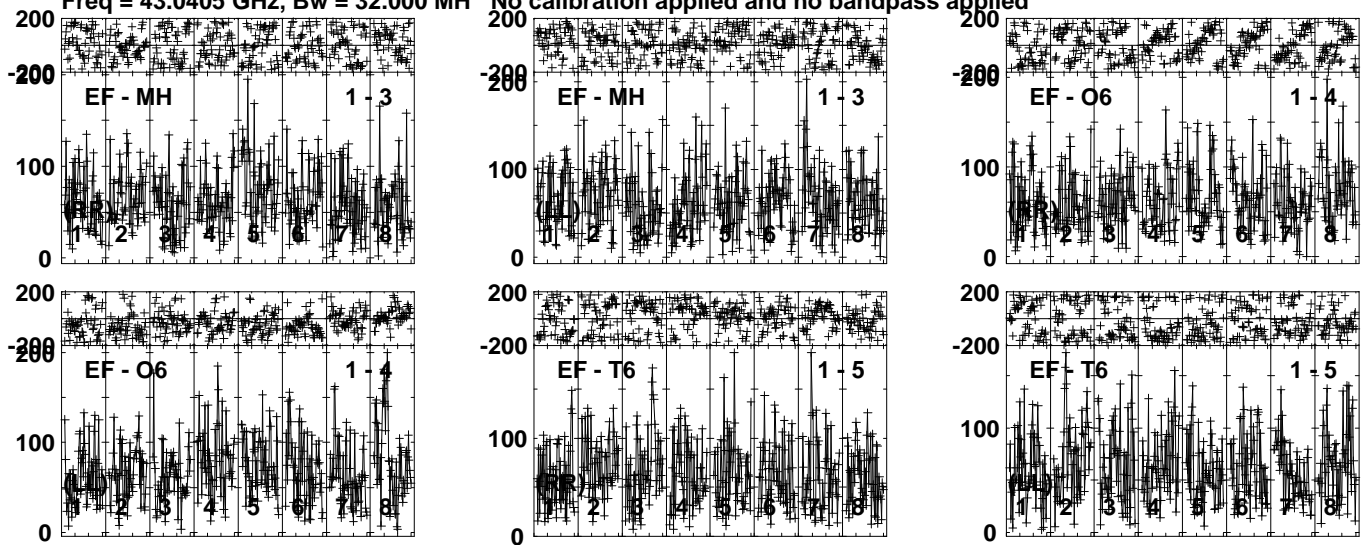
Lower frame: Micro Ampl Jy Top frame: Phas deg  
Vector averaged cross-power spectrum Several baselines displayed  
Timerange: 00/17:54:00 to 00/17:58:59

Plot file version 6 created 22-JUL-2021 03:03:16

M87 GK053.UVDATA.1

Freq = 43.0405 GHz, Bw = 32.000 MH

No calibration applied and no bandpass applied



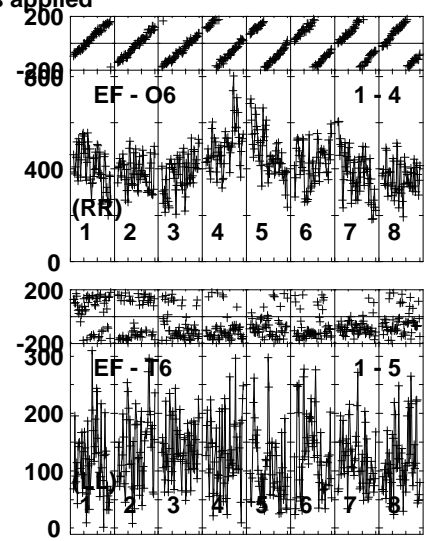
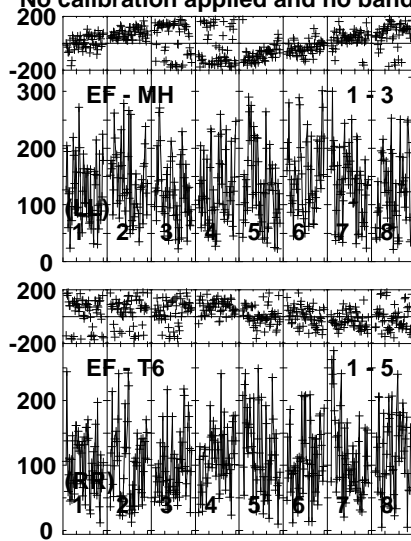
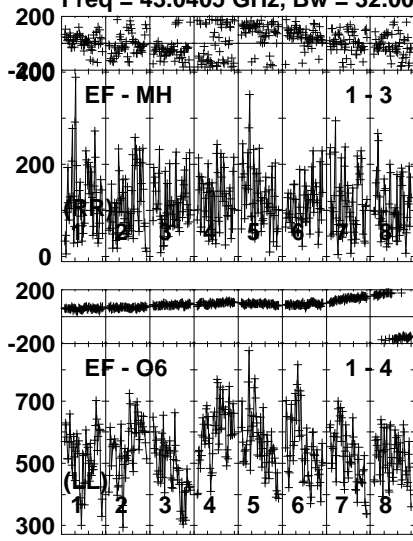
Lower frame: Micro Ampl Jy Top frame: Phas deg  
Vector averaged cross-power spectrum Several baselines displayed  
Timerange: 00/18:00:01 to 00/18:05:00

Plot file version 7 created 22-JUL-2021 03:03:16

3C273 GK053.UVDATA.1

Freq = 43.0405 GHz, Bw = 32.000 MH

No calibration applied and no bandpass applied



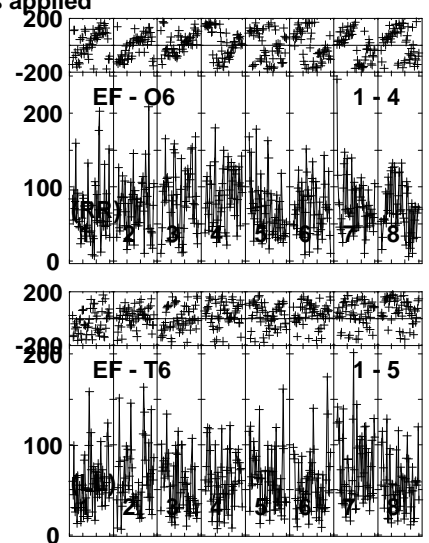
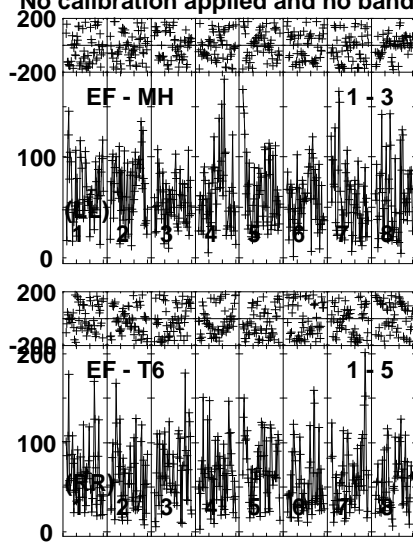
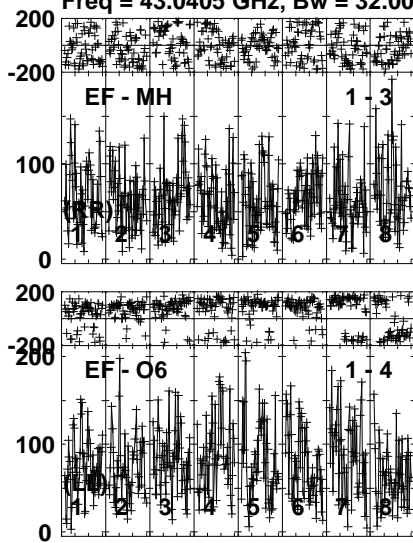
Lower frame: Micro Ampl Jy Top frame: Phas deg  
Vector averaged cross-power spectrum Several baselines displayed  
Timerange: 00/18:10:00 to 00/18:12:00

Plot file version 8 created 22-JUL-2021 03:03:17

M87 GK053.UVDATA.1

Freq = 43.0405 GHz, Bw = 32.000 MH

No calibration applied and no bandpass applied



Lower frame: Micro Ampl Jy Top frame: Phas deg  
Vector averaged cross-power spectrum Several baselines displayed  
Timerange: 00/18:14:01 to 00/18:19:00

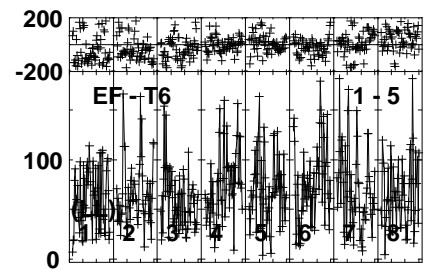
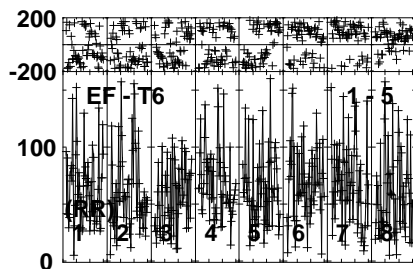
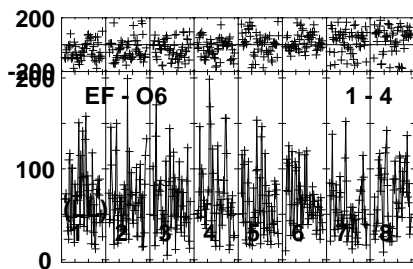
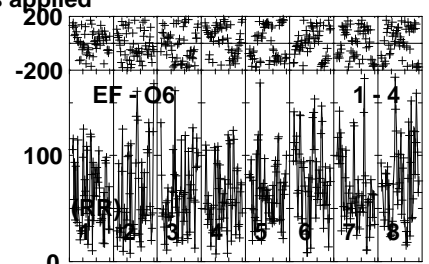
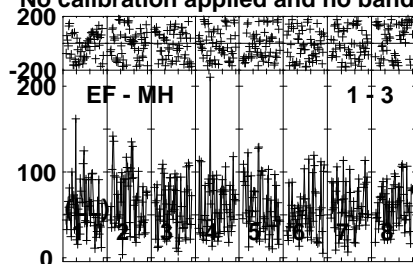
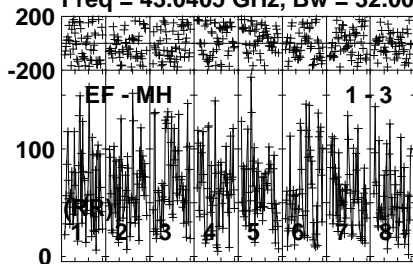


Plot file version 9 created 22-JUL-2021 03:03:17

M87 GK053.UVDATA.1

Freq = 43.0405 GHz, Bw = 32.000 MH

No calibration applied and no bandpass applied



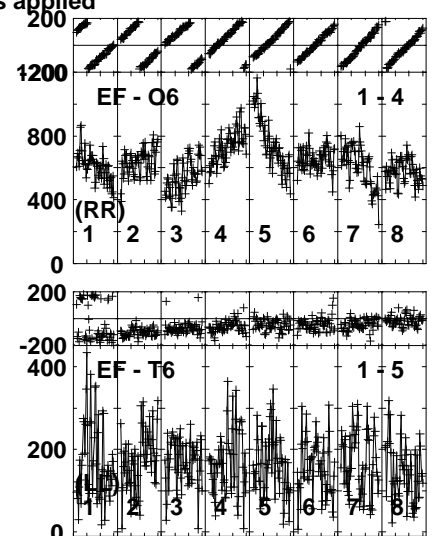
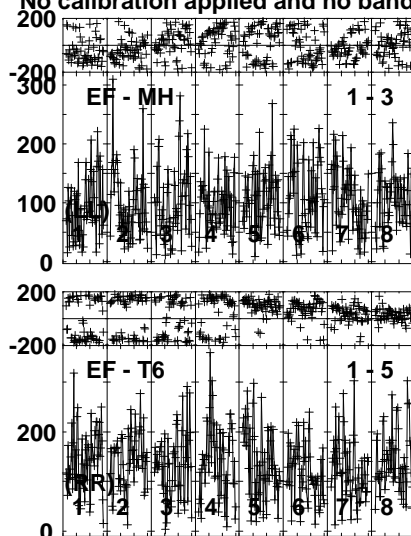
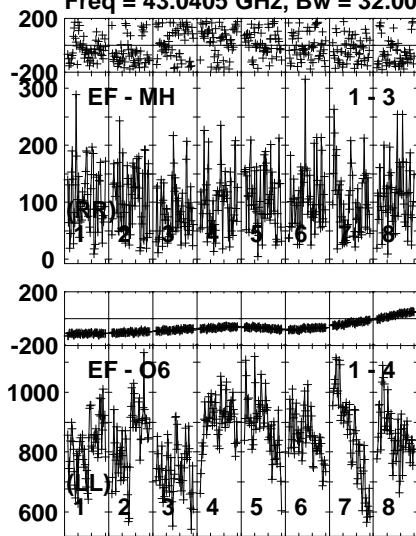
Lower frame: Micro Ampl Jy Top frame: Phas deg  
Vector averaged cross-power spectrum Several baselines displayed  
Timerange: 00/18:20:01 to 00/18:24:59

Plot file version 10 created 22-JUL-2021 03:03:18

3C273 GK053.UVDATA.1

Freq = 43.0405 GHz, Bw = 32.000 MH

No calibration applied and no bandpass applied



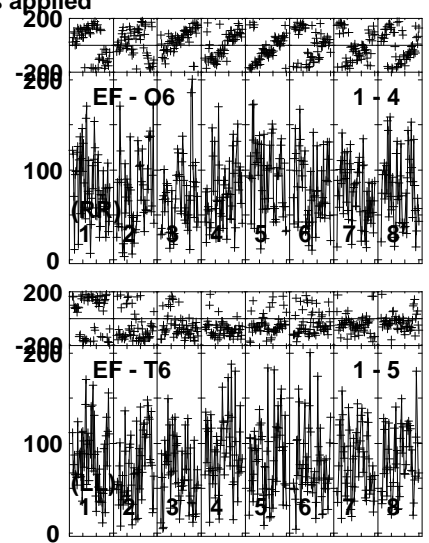
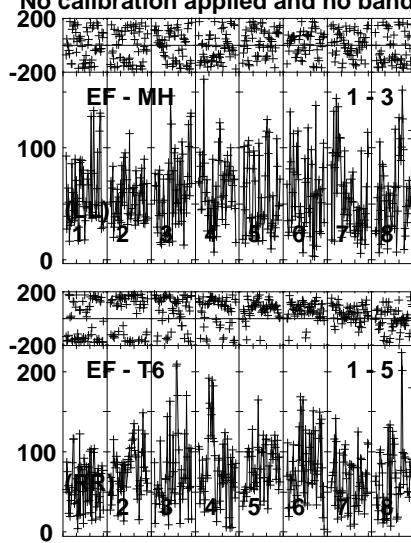
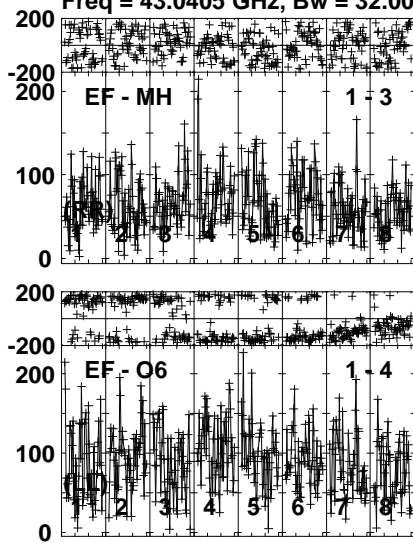
Lower frame: Micro Ampl Jy Top frame: Phas deg  
Vector averaged cross-power spectrum Several baselines displayed  
Timerange: 00/18:30:00 to 00/18:32:00

Plot file version 11 created 22-JUL-2021 03:03:18

M87 GK053.UVDATA.1

Freq = 43.0405 GHz, Bw = 32.000 MH

No calibration applied and no bandpass applied



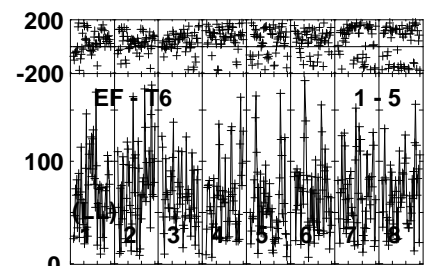
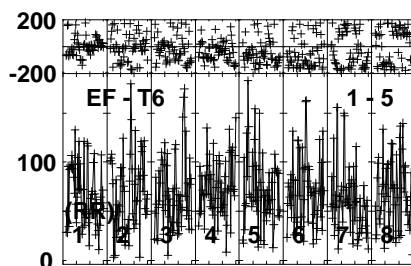
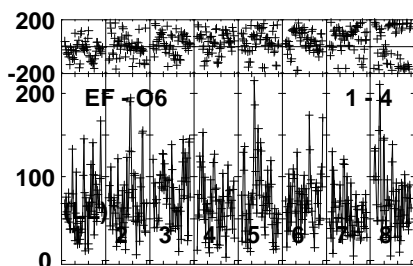
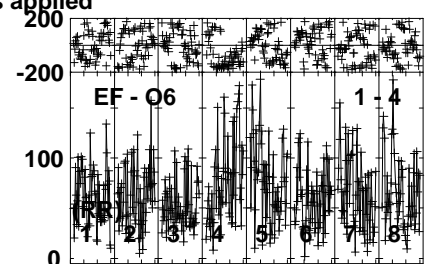
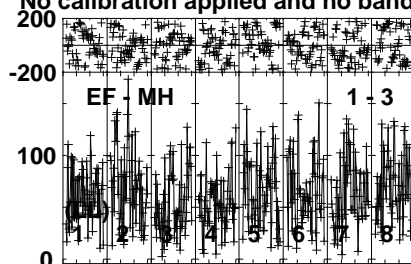
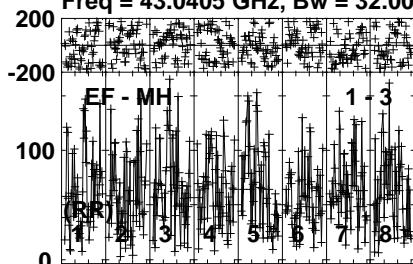
Lower frame: Micro Ampl Jy Top frame: Phas deg  
Vector averaged cross-power spectrum Several baselines displayed  
Timerange: 00/18:34:01 to 00/18:38:59

Plot file version 12 created 22-JUL-2021 03:03:19

M87 GK053.UVDATA.1

Freq = 43.0405 GHz, Bw = 32.000 MH

No calibration applied and no bandpass applied



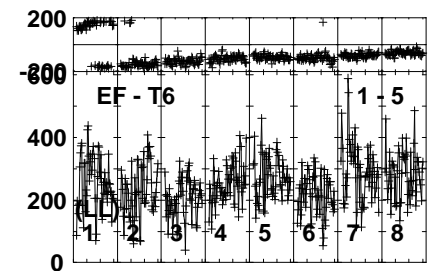
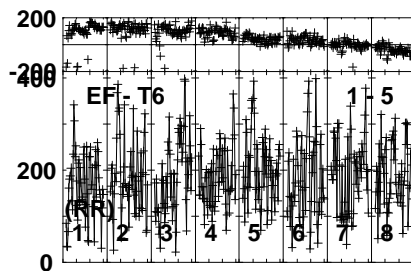
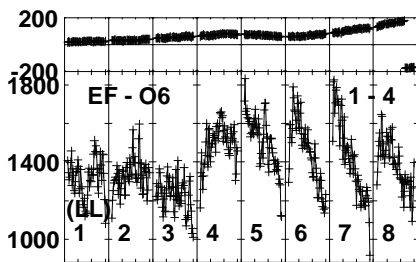
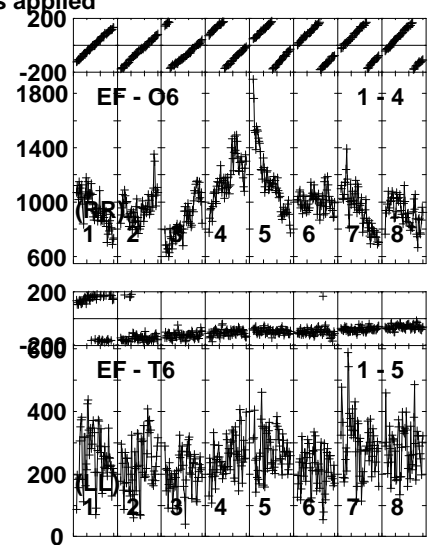
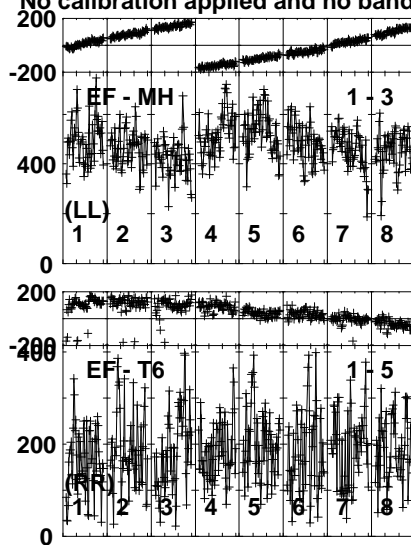
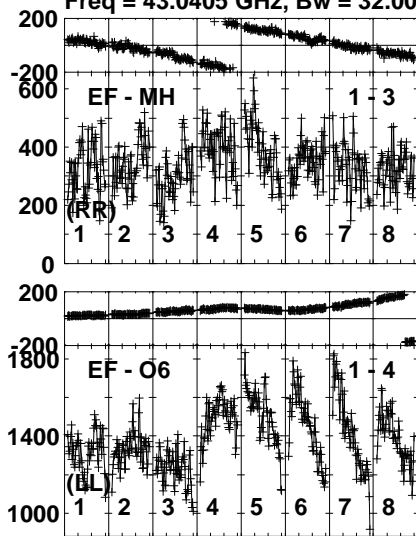
Lower frame: Micro Ampl Jy Top frame: Phas deg  
Vector averaged cross-power spectrum Several baselines displayed  
Timerange: 00/18:40:00 to 00/18:44:59

Plot file version 13 created 22-JUL-2021 03:03:19

3C279 GK053.UVDATA.1

Freq = 43.0405 GHz, Bw = 32.000 MH

No calibration applied and no bandpass applied



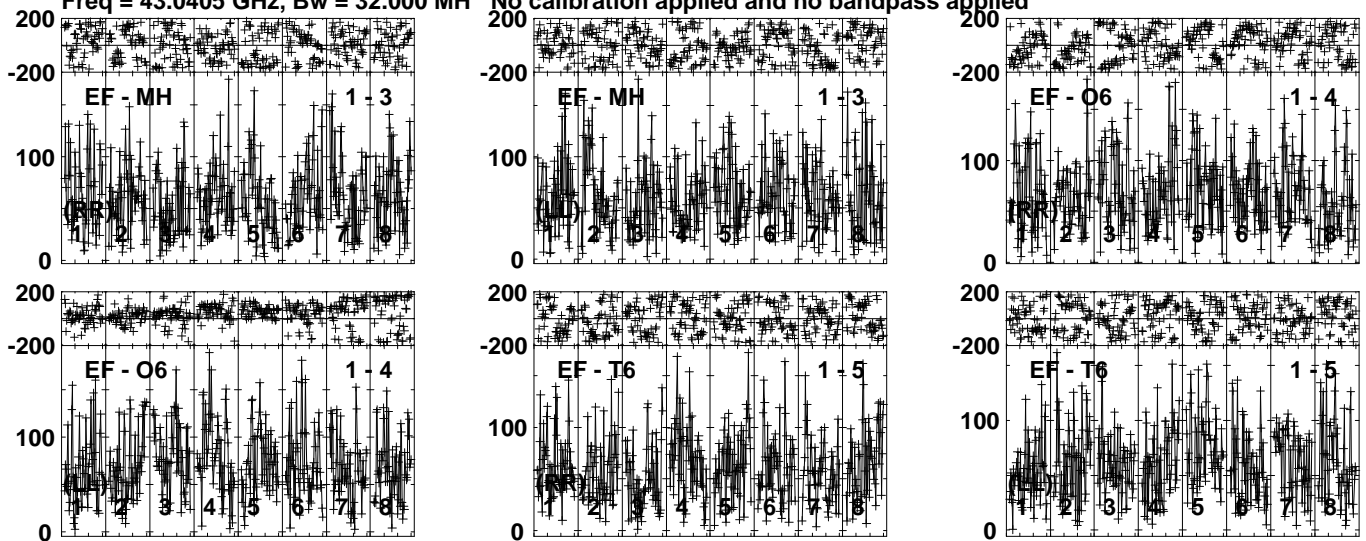
Lower frame: Micro Ampl Jy Top frame: Phas deg  
Vector averaged cross-power spectrum Several baselines displayed  
Timerange: 00/18:50:00 to 00/18:51:59

Plot file version 14 created 22-JUL-2021 03:03:20

M87 GK053.UVDATA.1

Freq = 43.0405 GHz, Bw = 32.000 MH

No calibration applied and no bandpass applied



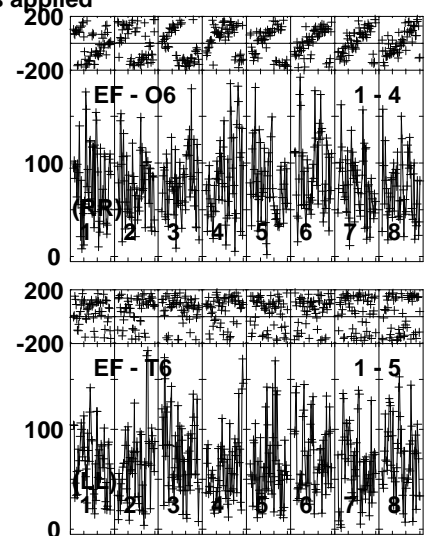
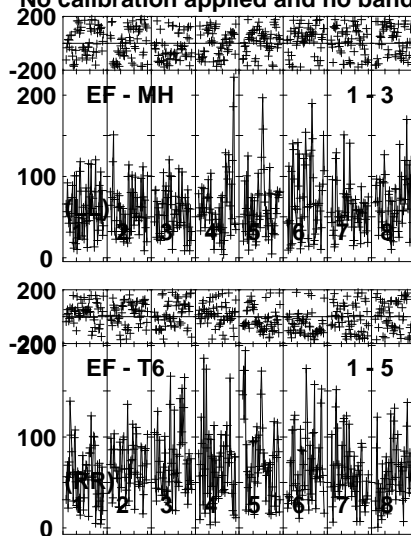
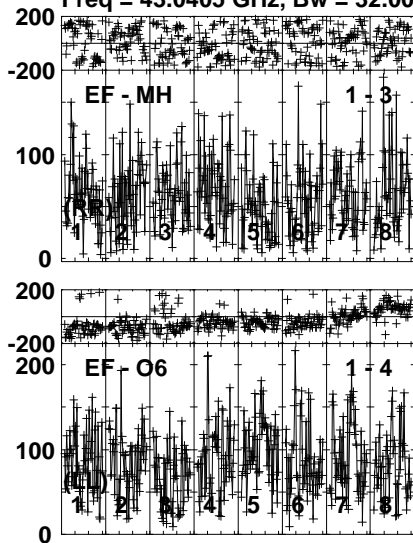
Lower frame: Micro Ampl Jy Top frame: Phas deg  
Vector averaged cross-power spectrum Several baselines displayed  
Timerange: 00/18:54:00 to 00/18:58:59

Plot file version 15 created 22-JUL-2021 03:03:21

M87 GK053.UVDATA.1

Freq = 43.0405 GHz, Bw = 32.000 MH

No calibration applied and no bandpass applied



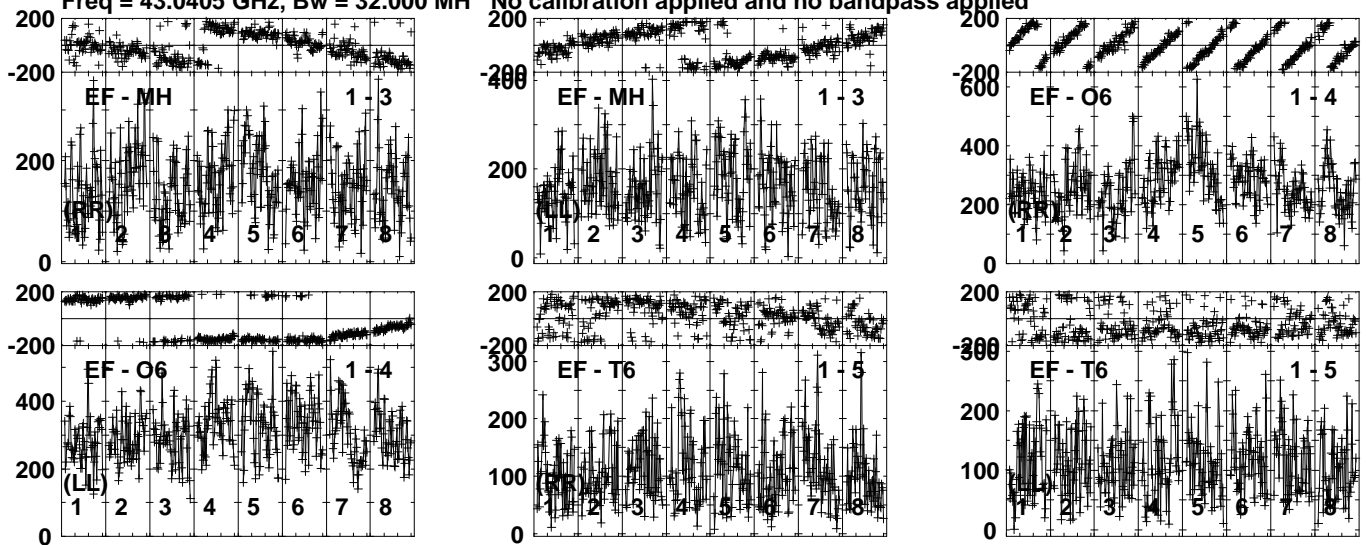
Lower frame: Micro Ampl Jy Top frame: Phas deg  
Vector averaged cross-power spectrum Several baselines displayed  
Timerange: 00/19:00:01 to 00/19:05:00

Plot file version 16 created 22-JUL-2021 03:03:21

3C273 GK053.UVDATA.1

Freq = 43.0405 GHz, Bw = 32.000 MH

No calibration applied and no bandpass applied



Lower frame: Micro Ampl Jy Top frame: Phas deg  
Vector averaged cross-power spectrum Several baselines displayed  
Timerange: 00/19:10:00 to 00/19:12:00

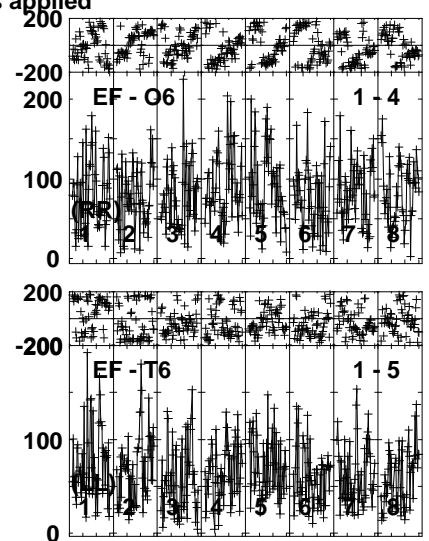
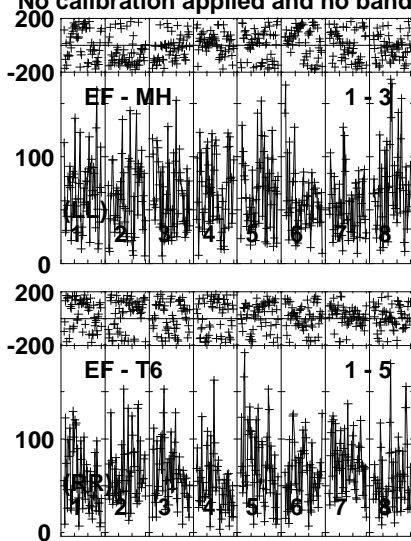
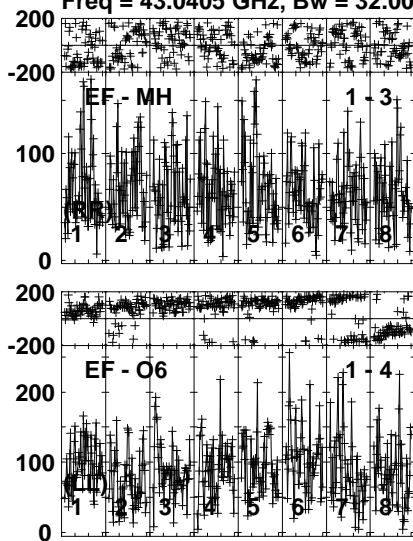


Plot file version 17 created 22-JUL-2021 03:03:22

M87 GK053.UVDATA.1

Freq = 43.0405 GHz, Bw = 32.000 MH

No calibration applied and no bandpass applied



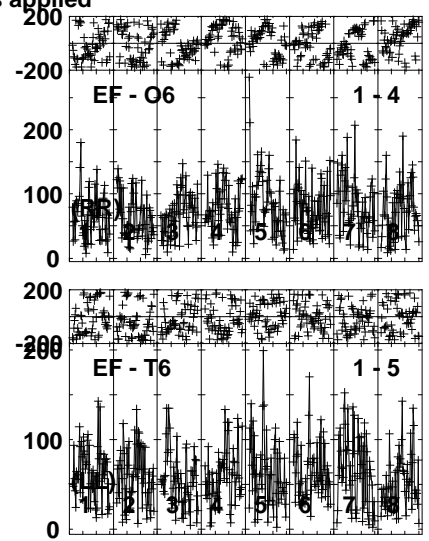
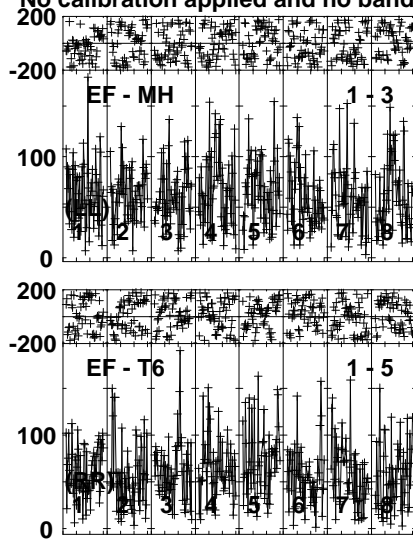
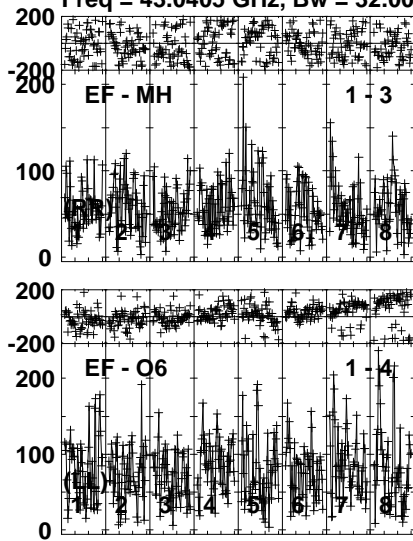
Lower frame: Micro Ampl Jy Top frame: Phas deg  
Vector averaged cross-power spectrum Several baselines displayed  
Timerange: 00/19:14:01 to 00/19:19:00

Plot file version 18 created 22-JUL-2021 03:03:22

M87 GK053.UVDATA.1

Freq = 43.0405 GHz, Bw = 32.000 MH

No calibration applied and no bandpass applied



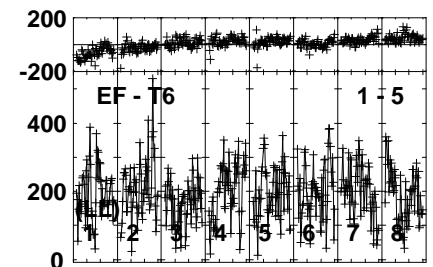
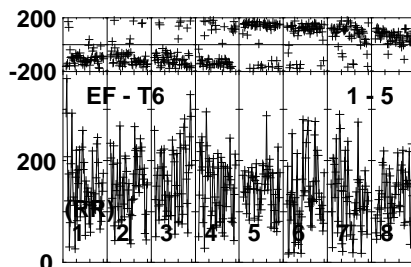
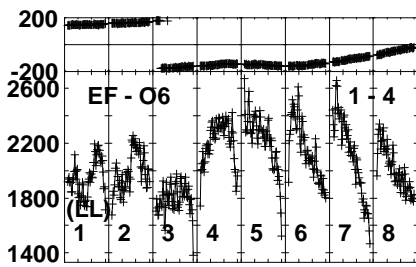
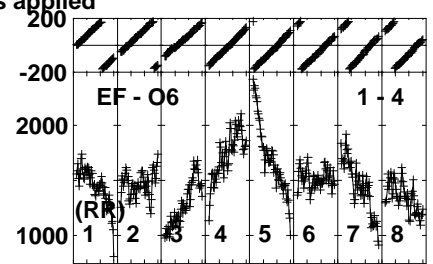
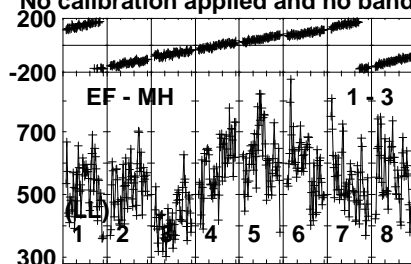
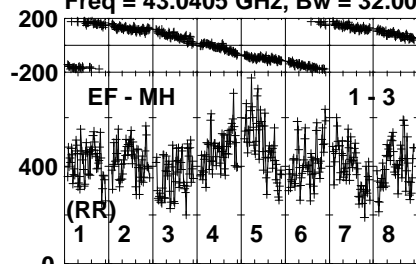
Lower frame: Micro Ampl Jy Top frame: Phas deg  
Vector averaged cross-power spectrum Several baselines displayed  
Timerange: 00/19:20:01 to 00/19:25:00

Plot file version 19 created 22-JUL-2021 03:03:25

3C279 GK053.UVDATA.1

Freq = 43.0405 GHz, Bw = 32.000 MH

No calibration applied and no bandpass applied



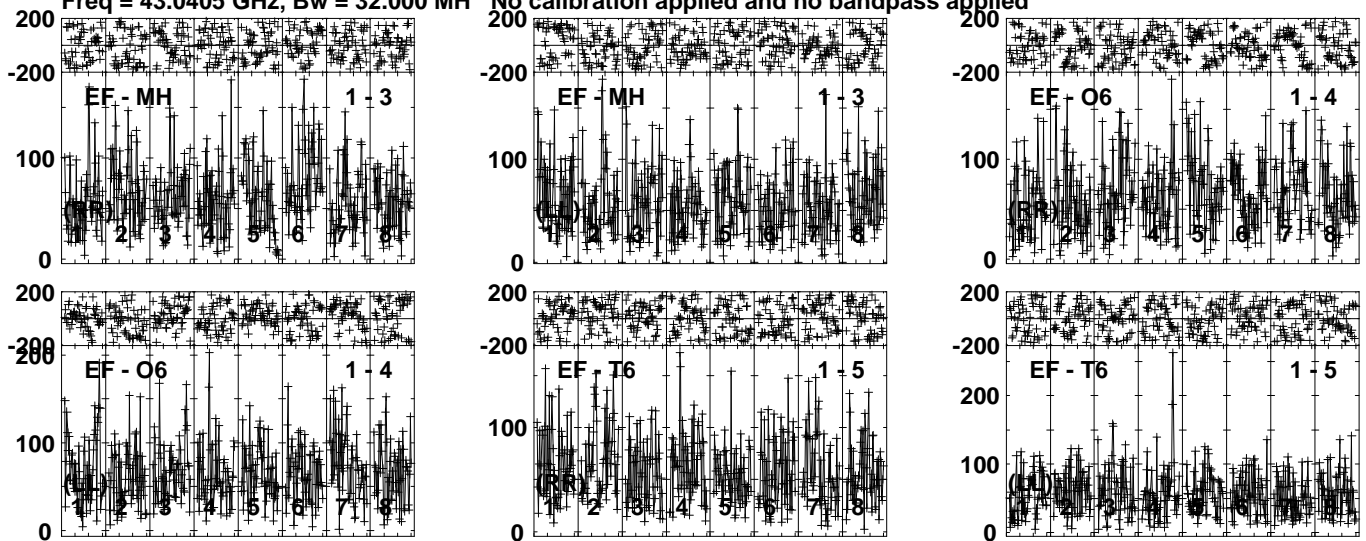
Lower frame: Micro Ampl Jy Top frame: Phas deg  
Vector averaged cross-power spectrum Several baselines displayed  
Timerange: 00/19:30:01 to 00/19:32:00

Plot file version 20 created 22-JUL-2021 03:03:25

M87 GK053.UVDATA.1

Freq = 43.0405 GHz, Bw = 32.000 MH

No calibration applied and no bandpass applied



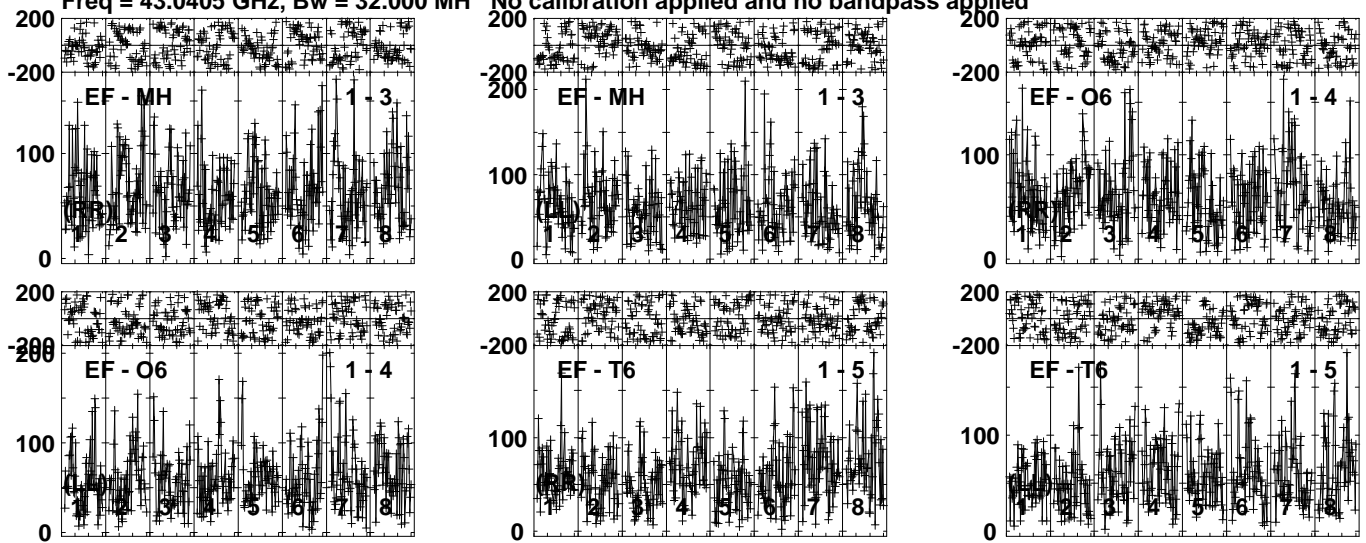
Lower frame: Micro Ampl Jy Top frame: Phas deg  
Vector averaged cross-power spectrum Several baselines displayed  
Timerange: 00/19:34:00 to 00/19:38:59

Plot file version 21 created 22-JUL-2021 03:03:26

M87 GK053.UVDATA.1

Freq = 43.0405 GHz, Bw = 32.000 MH

No calibration applied and no bandpass applied



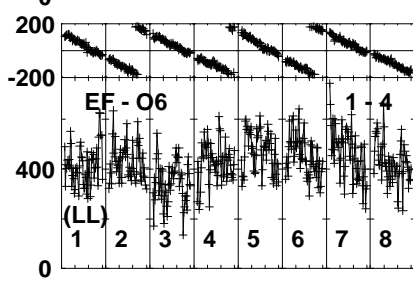
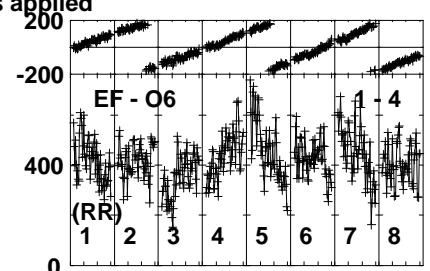
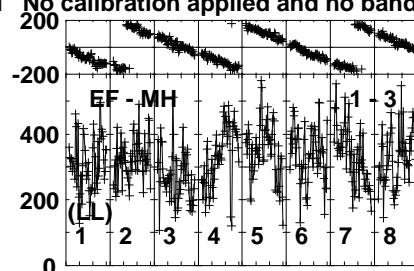
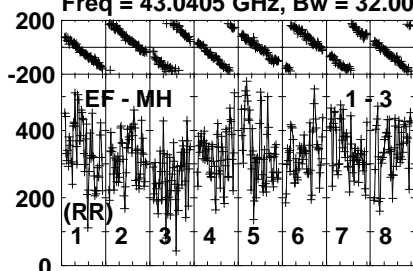
Lower frame: Micro Ampl Jy Top frame: Phas deg  
Vector averaged cross-power spectrum Several baselines displayed  
Timerange: 00/19:40:00 to 00/19:45:00

Plot file version 22 created 22-JUL-2021 03:03:26

3C273 GK053.UVDATA.1

Freq = 43.0405 GHz, Bw = 32.000 MH

No calibration applied and no bandpass applied



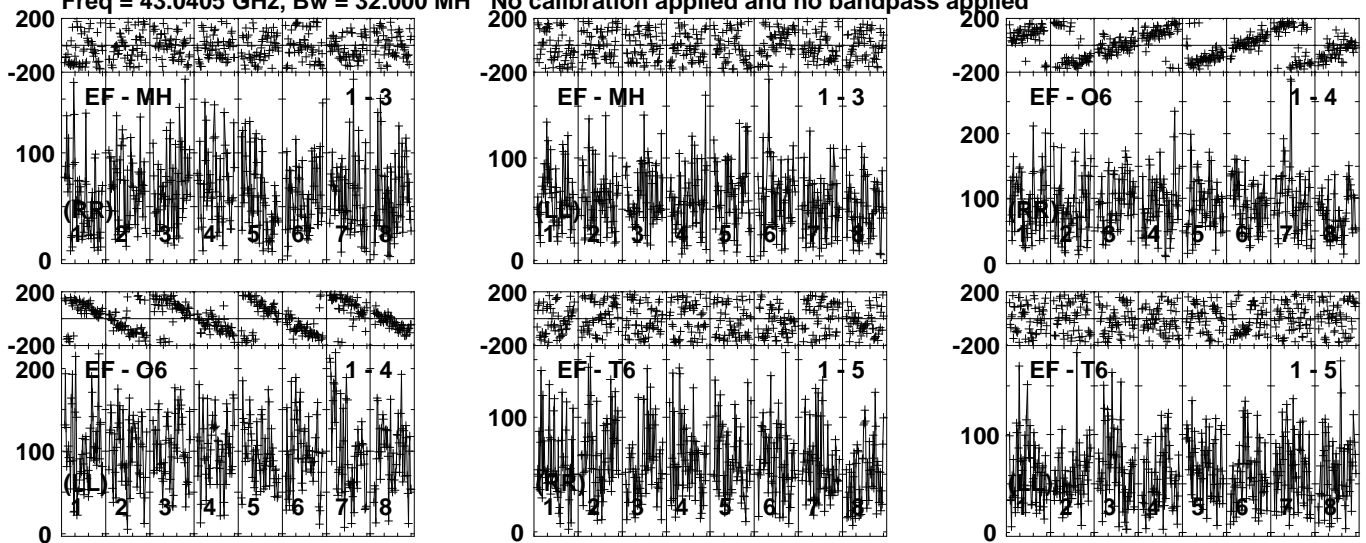
Lower frame: Micro Ampl Jy Top frame: Phas deg  
Vector averaged cross-power spectrum Several baselines displayed  
Timerange: 00/19:50:01 to 00/19:51:59

Plot file version 23 created 22-JUL-2021 03:03:27

M87 GK053.UVDATA.1

Freq = 43.0405 GHz, Bw = 32.000 MH

No calibration applied and no bandpass applied



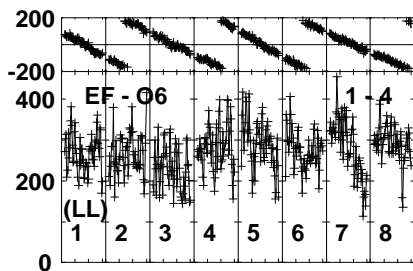
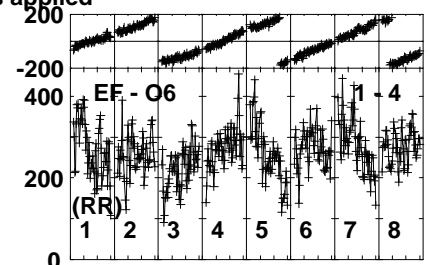
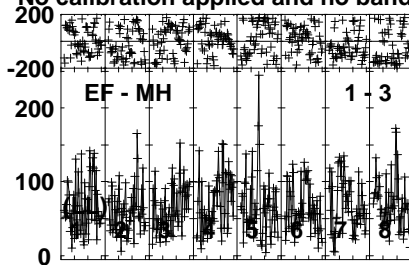
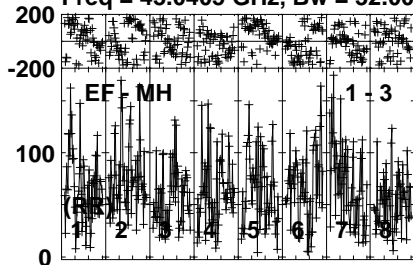
Lower frame: Micro Ampl Jy Top frame: Phas deg  
Vector averaged cross-power spectrum Several baselines displayed  
Timerange: 00/19:54:00 to 00/19:58:59

Plot file version 24 created 22-JUL-2021 03:03:27

M87 GK053.UVDATA.1

Freq = 43.0405 GHz, Bw = 32.000 MH

No calibration applied and no bandpass applied



Lower frame: Micro Ampl Jy Top frame: Phas deg  
Vector averaged cross-power spectrum Several baselines displayed  
Timerange: 00/20:00:00 to 00/20:05:00

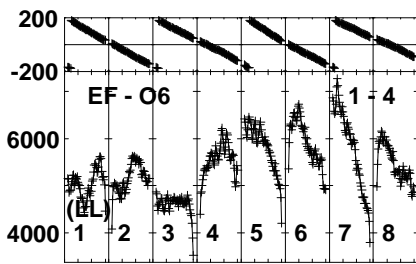
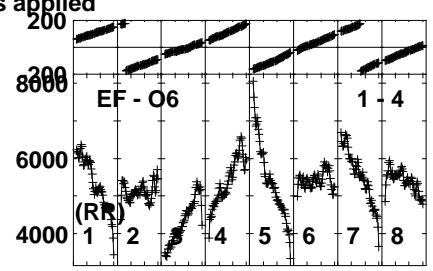
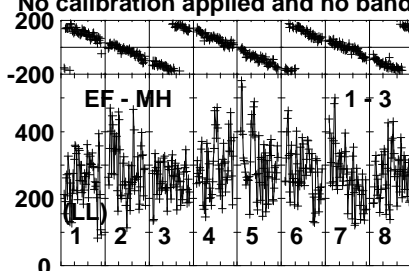
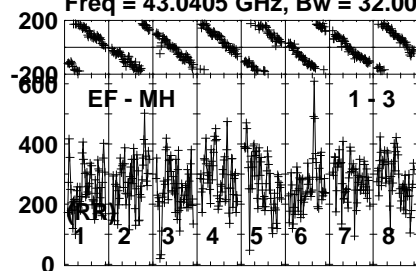


Plot file version 25 created 22-JUL-2021 03:03:28

3C279 GK053.UVDATA.1

Freq = 43.0405 GHz, Bw = 32.000 MH

No calibration applied and no bandpass applied



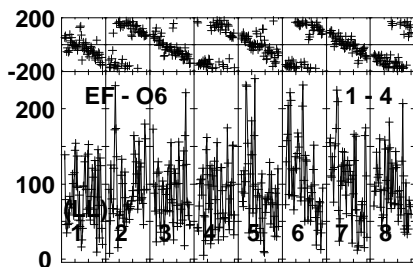
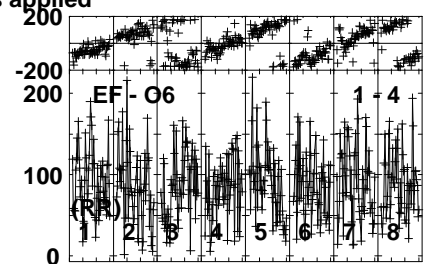
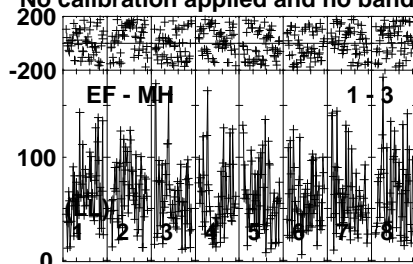
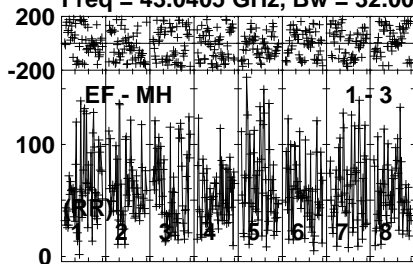
Lower frame: Micro Ampl Jy Top frame: Phas deg  
Vector averaged cross-power spectrum Several baselines displayed  
Timerange: 00/20:10:00 to 00/20:11:59

Plot file version 26 created 22-JUL-2021 03:03:28

M87 GK053.UVDATA.1

Freq = 43.0405 GHz, Bw = 32.000 MH

No calibration applied and no bandpass applied

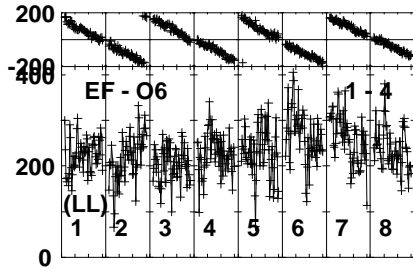
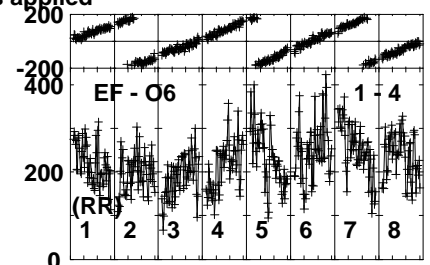
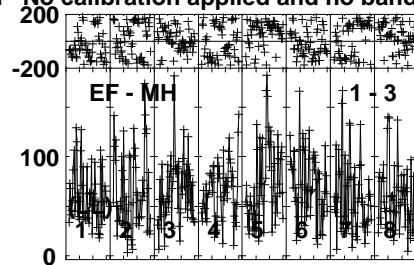
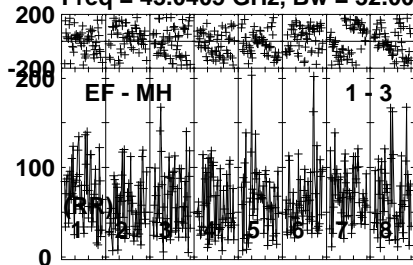


Lower frame: Micro Ampl Jy Top frame: Phas deg  
Vector averaged cross-power spectrum Several baselines displayed  
Timerange: 00/20:14:00 to 00/20:19:00

Plot file version 27 created 22-JUL-2021 03:03:28

M87 GK053.UVDATA.1

Freq = 43.0405 GHz, Bw = 32.000 MH No calibration applied and no bandpass applied



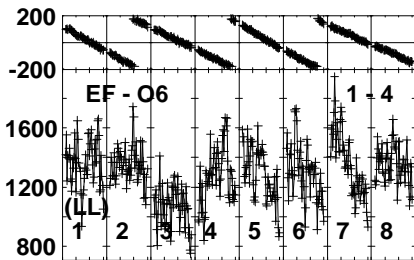
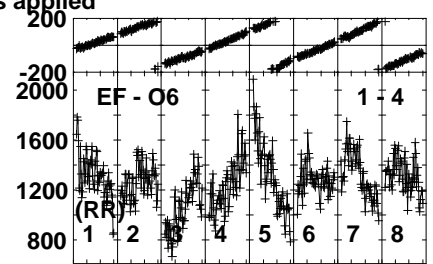
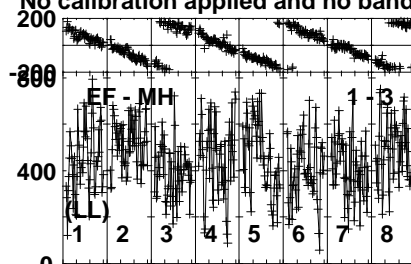
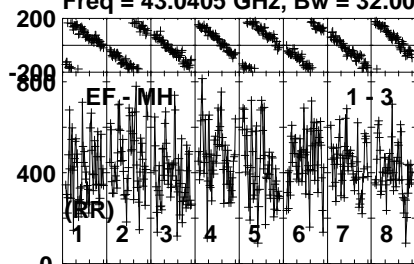
Lower frame: Micro Ampl Jy Top frame: Phas deg  
Vector averaged cross-power spectrum Several baselines displayed  
Timerange: 00/20:20:00 to 00/20:24:59

Plot file version 28 created 22-JUL-2021 03:03:31

3C273 GK053.UVDATA.1

Freq = 43.0405 GHz, Bw = 32.000 MH

No calibration applied and no bandpass applied



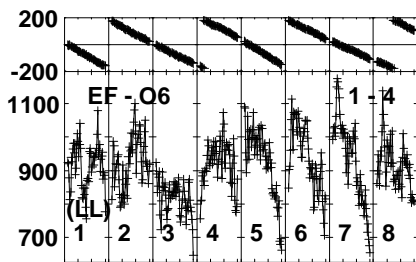
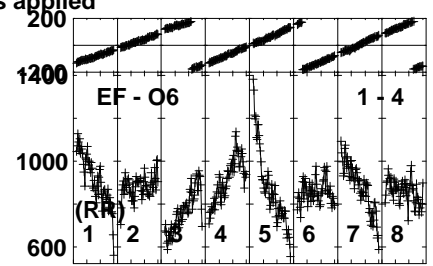
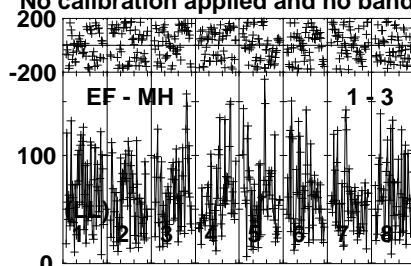
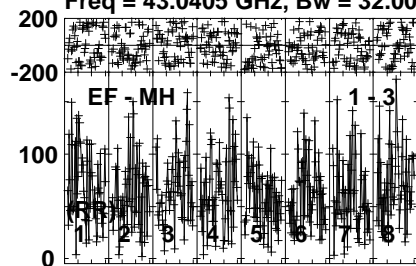
Lower frame: Micro Ampl Jy Top frame: Phas deg  
Vector averaged cross-power spectrum Several baselines displayed  
Timerange: 00/20:30:01 to 00/20:32:00

Plot file version 29 created 22-JUL-2021 03:03:31

M87 GK053.UVDATA.1

Freq = 43.0405 GHz, Bw = 32.000 MH

No calibration applied and no bandpass applied



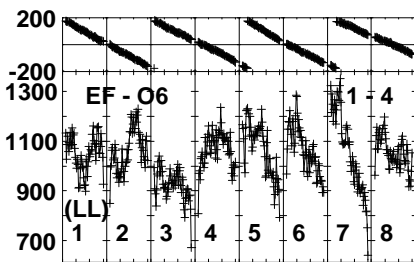
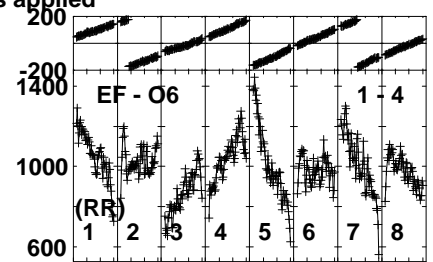
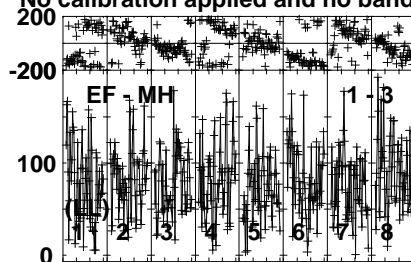
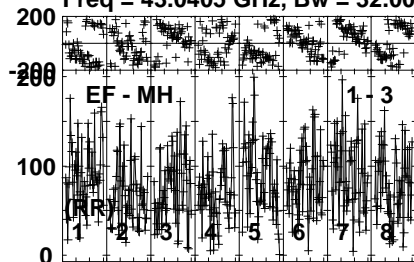
Lower frame: Micro Ampl Jy Top frame: Phas deg  
Vector averaged cross-power spectrum Several baselines displayed  
Timerange: 00/20:34:00 to 00/20:38:59

Plot file version 30 created 22-JUL-2021 03:03:31

M87 GK053.UVDATA.1

Freq = 43.0405 GHz, Bw = 32.000 MH

No calibration applied and no bandpass applied



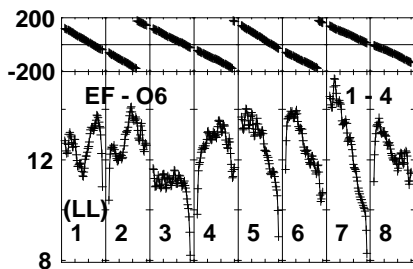
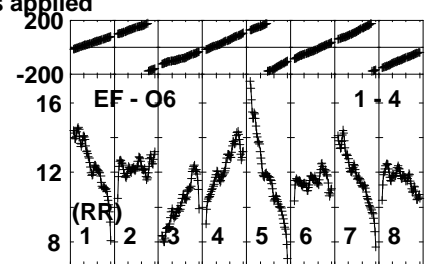
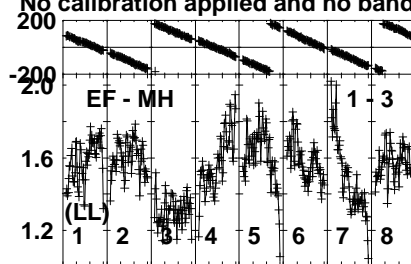
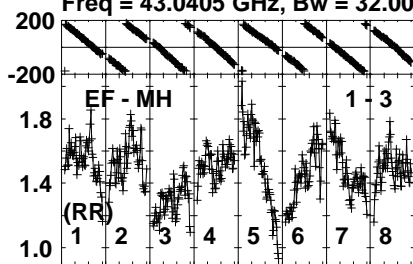
Lower frame: Micro Ampl Jy Top frame: Phas deg  
Vector averaged cross-power spectrum Several baselines displayed  
Timerange: 00/20:40:00 to 00/20:44:59

Plot file version 31 created 22-JUL-2021 03:03:32

3C279 GK053.UVDATA.1

Freq = 43.0405 GHz, Bw = 32.000 MH

No calibration applied and no bandpass applied



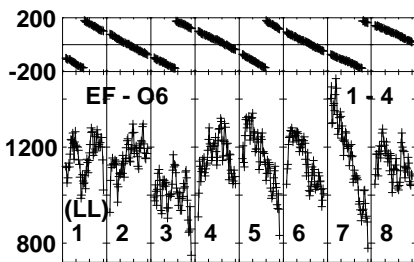
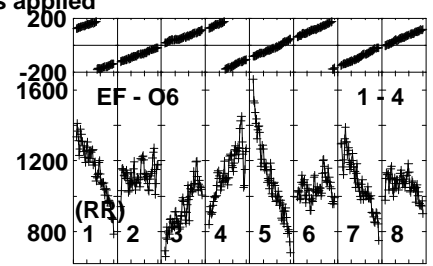
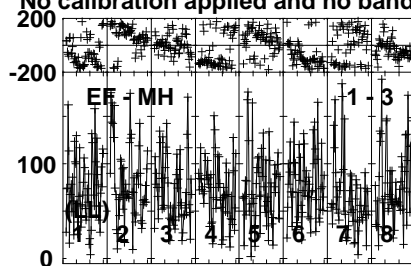
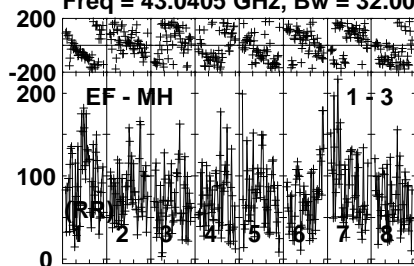
Lower frame: Milli Ampl Jy Top frame: Phas deg  
Vector averaged cross-power spectrum Several baselines displayed  
Timerange: 00/20:50:00 to 00/20:51:59

Plot file version 32 created 22-JUL-2021 03:03:32

M87 GK053.UVDATA.1

Freq = 43.0405 GHz, Bw = 32.000 MH

No calibration applied and no bandpass applied



Lower frame: Micro Ampl Jy Top frame: Phas deg  
Vector averaged cross-power spectrum Several baselines displayed  
Timerange: 00/20:54:00 to 00/20:58:59

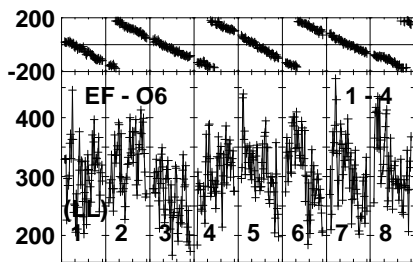
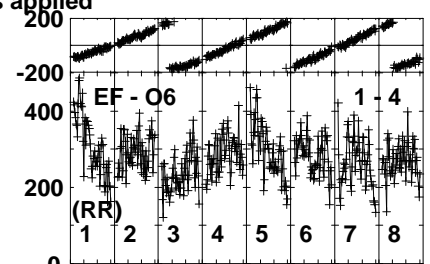
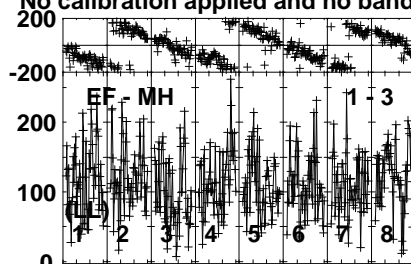
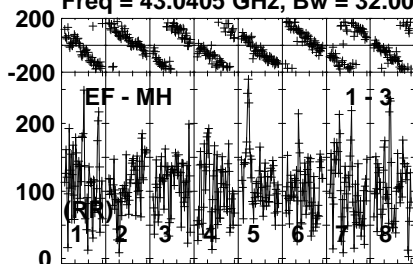


Plot file version 33 created 22-JUL-2021 03:03:33

M87 GK053.UVDATA.1

Freq = 43.0405 GHz, Bw = 32.000 MH

No calibration applied and no bandpass applied



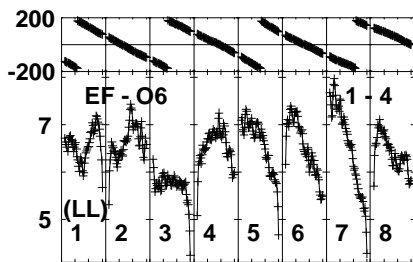
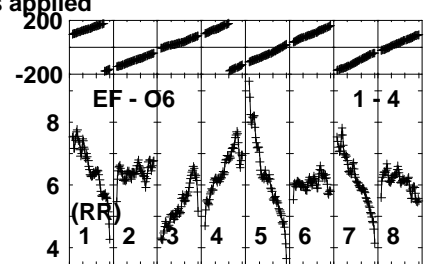
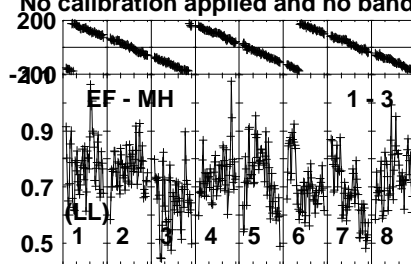
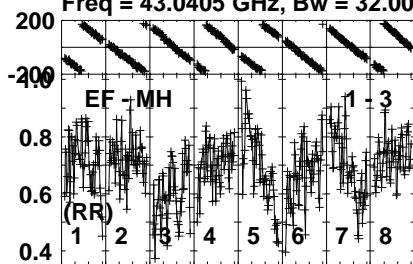
Lower frame: Micro Ampl Jy Top frame: Phas deg  
Vector averaged cross-power spectrum Several baselines displayed  
Timerange: 00/21:00:01 to 00/21:05:00

Plot file version 34 created 22-JUL-2021 03:03:33

3C273 GK053.UVDATA.1

Freq = 43.0405 GHz, Bw = 32.000 MH

No calibration applied and no bandpass applied



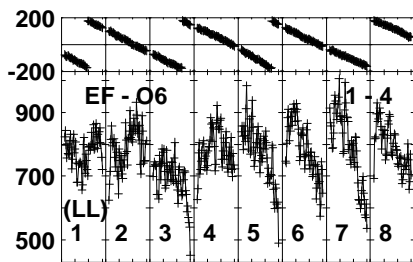
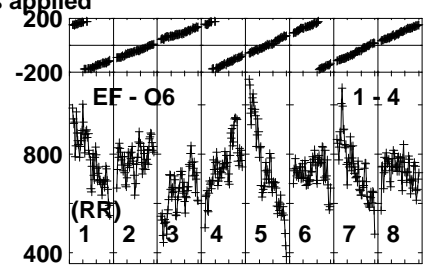
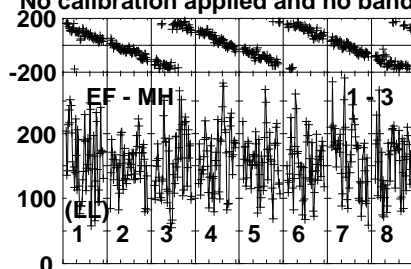
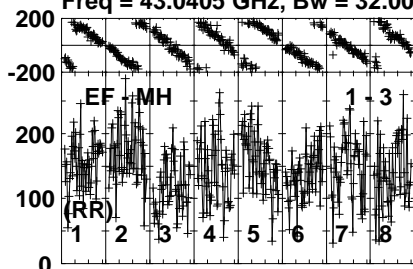
Lower frame: Milli Ampl Jy Top frame: Phas deg  
Vector averaged cross-power spectrum Several baselines displayed  
Timerange: 00/21:10:00 to 00/21:12:00

Plot file version 35 created 22-JUL-2021 03:03:33

M87 GK053.UVDATA.1

Freq = 43.0405 GHz, Bw = 32.000 MH

No calibration applied and no bandpass applied



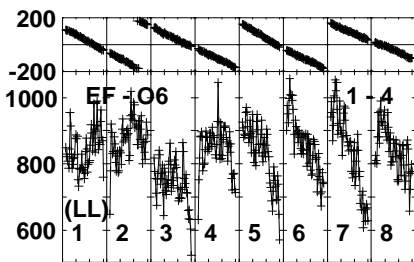
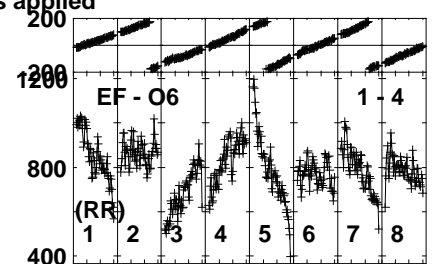
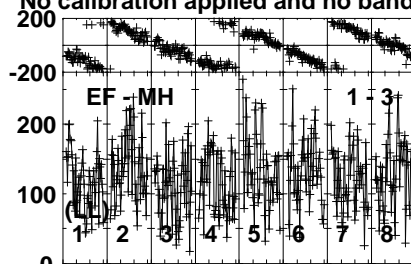
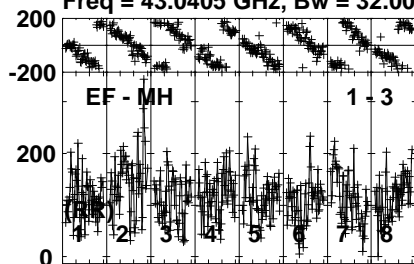
Lower frame: Micro Ampl Jy Top frame: Phas deg  
Vector averaged cross-power spectrum Several baselines displayed  
Timerange: 00/21:14:01 to 00/21:19:00

Plot file version 36 created 22-JUL-2021 03:03:34

M87 GK053.UVDATA.1

Freq = 43.0405 GHz, Bw = 32.000 MH

No calibration applied and no bandpass applied



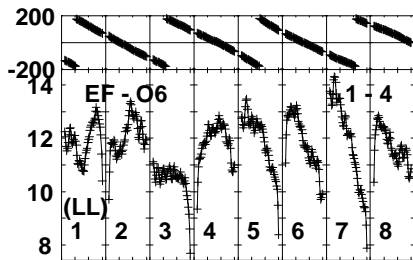
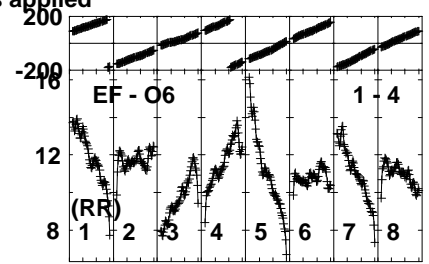
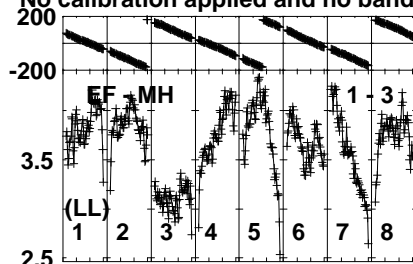
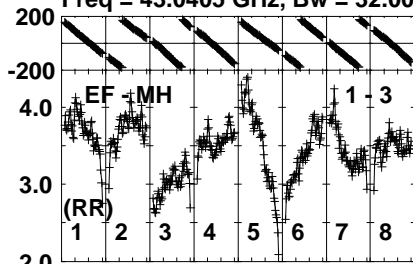
Lower frame: Micro Ampl Jy Top frame: Phas deg  
Vector averaged cross-power spectrum Several baselines displayed  
Timerange: 00/21:20:01 to 00/21:24:59

Plot file version 37 created 22-JUL-2021 03:03:34

3C279 GK053.UVDATA.1

Freq = 43.0405 GHz, Bw = 32.000 MH

No calibration applied and no bandpass applied



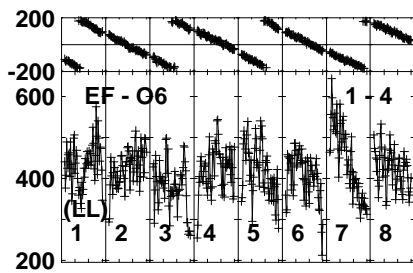
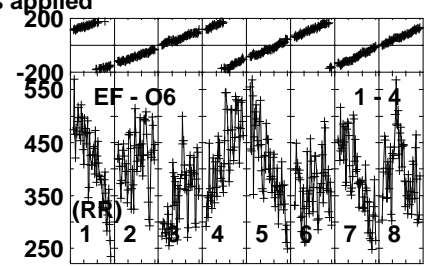
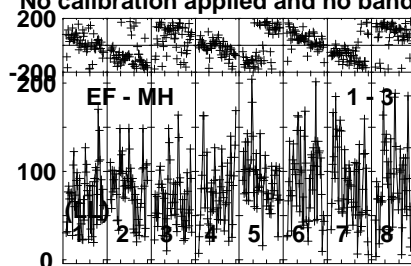
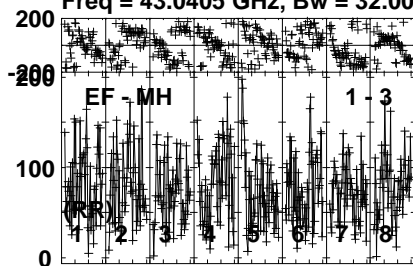
Lower frame: Milli Ampl Jy Top frame: Phas deg  
Vector averaged cross-power spectrum Several baselines displayed  
Timerange: 00/21:30:00 to 00/21:32:00

Plot file version 38 created 22-JUL-2021 03:03:35

M87 GK053.UVDATA.1

Freq = 43.0405 GHz, Bw = 32.000 MH

No calibration applied and no bandpass applied

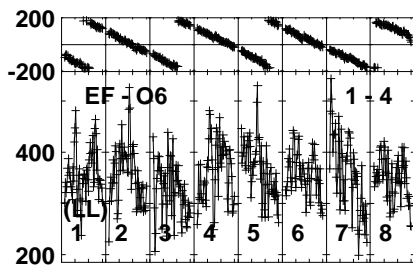
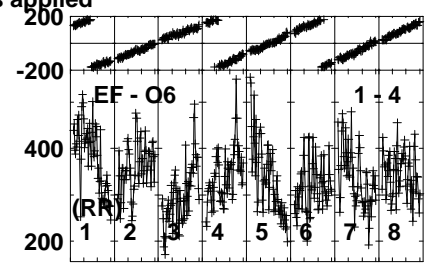
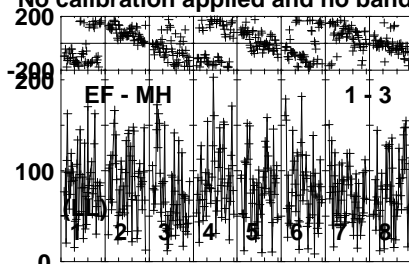
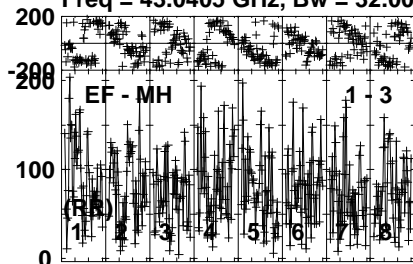


Lower frame: Micro Ampl Jy Top frame: Phas deg  
Vector averaged cross-power spectrum Several baselines displayed  
Timerange: 00/21:34:01 to 00/21:38:59

Plot file version 39 created 22-JUL-2021 03:03:35

M87 GK053.UVDATA.1

Freq = 43.0405 GHz, Bw = 32.000 MH No calibration applied and no bandpass applied



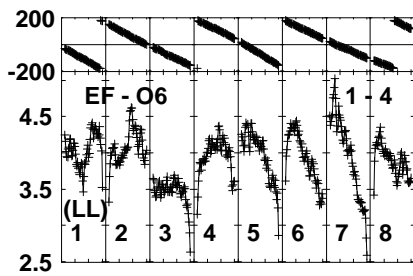
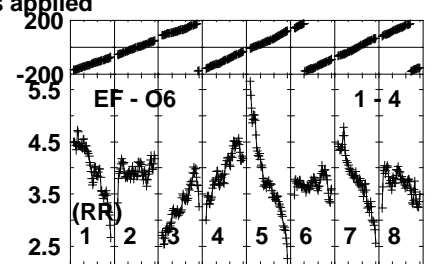
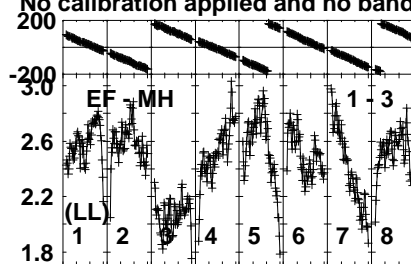
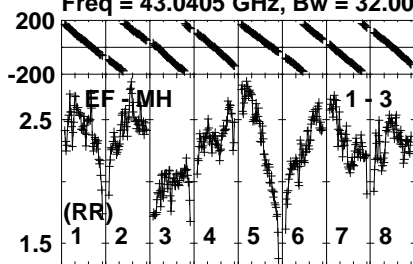
Lower frame: Micro Ampl Jy Top frame: Phas deg  
Vector averaged cross-power spectrum Several baselines displayed  
Timerange: 00/21:40:00 to 00/21:44:59

Plot file version 40 created 22-JUL-2021 03:03:35

3C273 GK053.UVDATA.1

Freq = 43.0405 GHz, Bw = 32.000 MH

No calibration applied and no bandpass applied



Lower frame: Milli Ampl Jy Top frame: Phas deg  
Vector averaged cross-power spectrum Several baselines displayed  
Timerange: 00/21:50:00 to 00/21:51:59

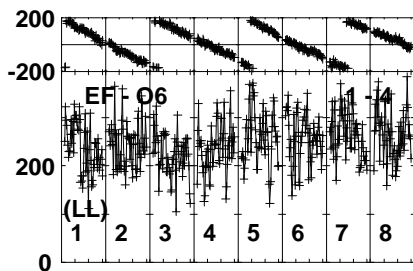
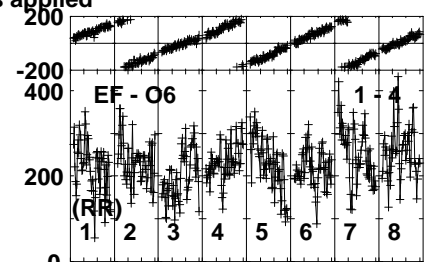
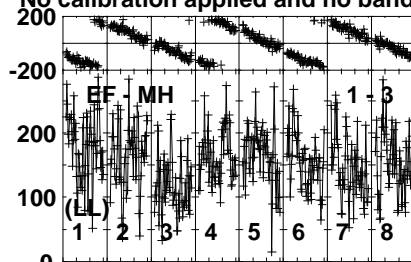
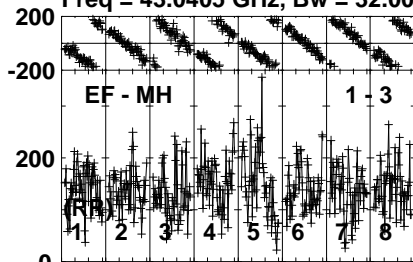


Plot file version 41 created 22-JUL-2021 03:03:36

M87 GK053.UVDATA.1

Freq = 43.0405 GHz, Bw = 32.000 MH

No calibration applied and no bandpass applied



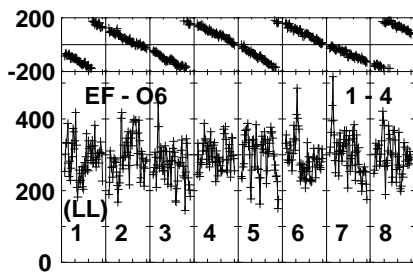
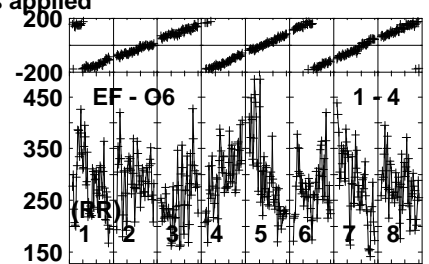
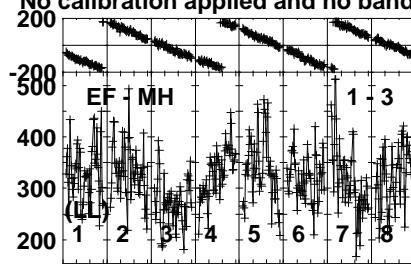
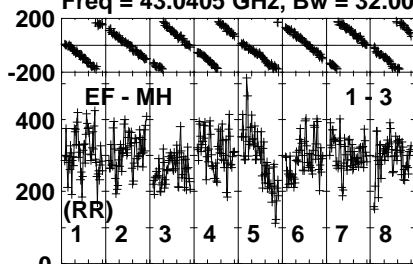
Lower frame: Micro Ampl Jy Top frame: Phas deg  
Vector averaged cross-power spectrum Several baselines displayed  
Timerange: 00/21:54:00 to 00/21:58:59

Plot file version 42 created 22-JUL-2021 03:03:36

M87 GK053.UVDATA.1

Freq = 43.0405 GHz, Bw = 32.000 MH

No calibration applied and no bandpass applied



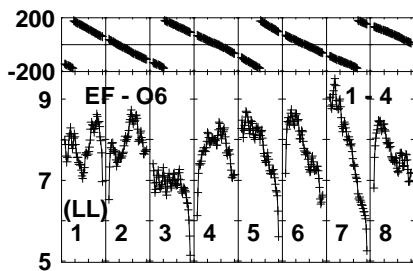
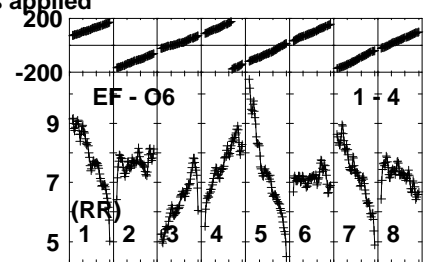
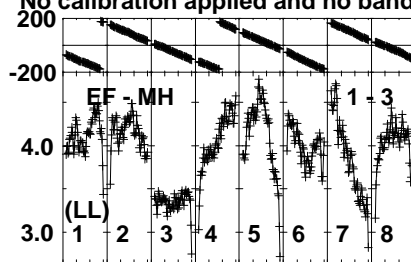
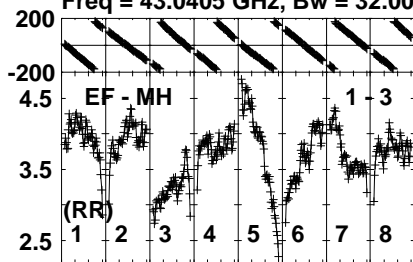
Lower frame: Micro Ampl Jy Top frame: Phas deg  
Vector averaged cross-power spectrum Several baselines displayed  
Timerange: 00/22:00:01 to 00/22:05:00

Plot file version 43 created 22-JUL-2021 03:03:37

3C279 GK053.UVDATA.1

Freq = 43.0405 GHz, Bw = 32.000 MH

No calibration applied and no bandpass applied



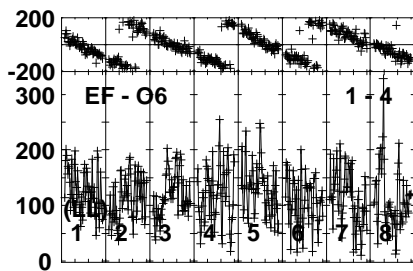
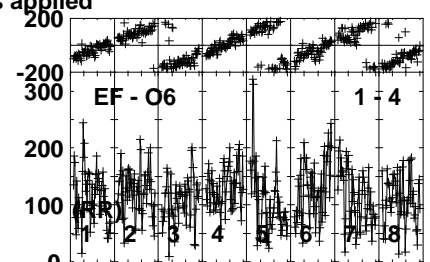
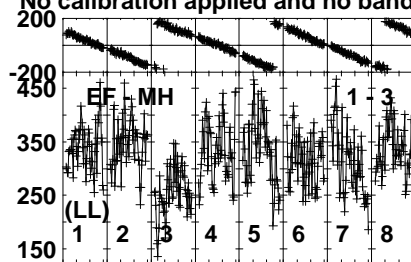
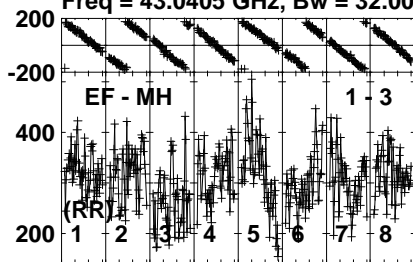
Lower frame: Milli Ampl Jy Top frame: Phas deg  
Vector averaged cross-power spectrum Several baselines displayed  
Timerange: 00/22:10:00 to 00/22:12:00

Plot file version 44 created 22-JUL-2021 03:03:38

M87 GK053.UVDATA.1

Freq = 43.0405 GHz, Bw = 32.000 MH

No calibration applied and no bandpass applied



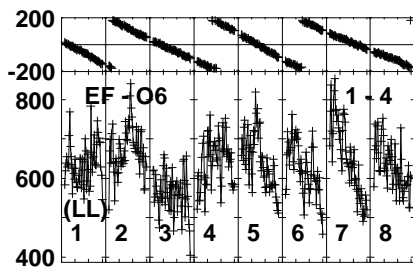
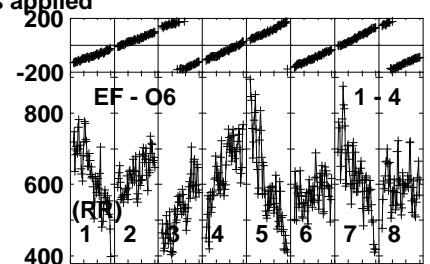
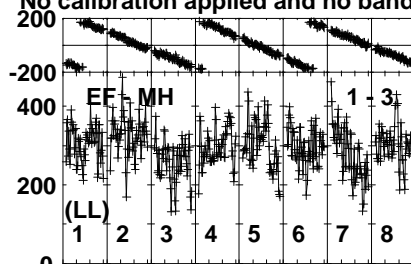
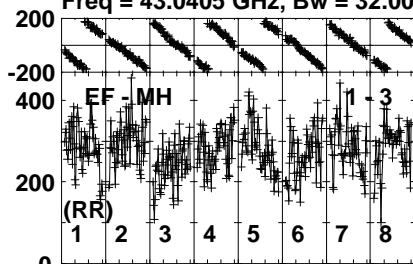
Lower frame: Micro Ampl Jy Top frame: Phas deg  
Vector averaged cross-power spectrum Several baselines displayed  
Timerange: 00/22:14:01 to 00/22:19:00

Plot file version 45 created 22-JUL-2021 03:03:38

M87 GK053.UVDATA.1

Freq = 43.0405 GHz, Bw = 32.000 MH

No calibration applied and no bandpass applied



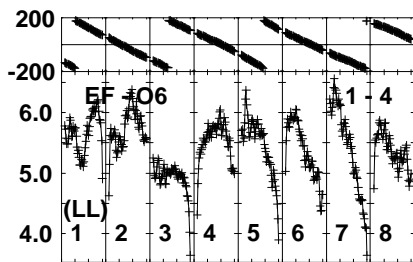
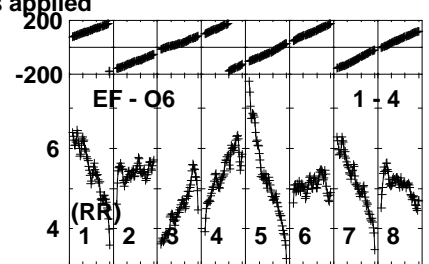
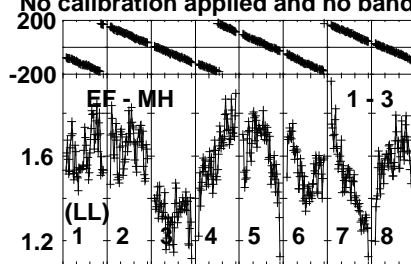
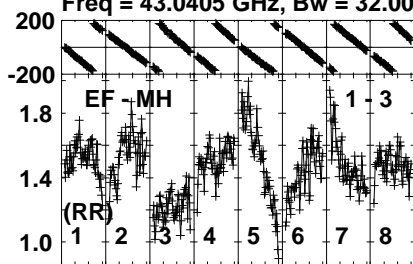
Lower frame: Micro Ampl Jy Top frame: Phas deg  
Vector averaged cross-power spectrum Several baselines displayed  
Timerange: 00/22:20:01 to 00/22:25:00

Plot file version 46 created 22-JUL-2021 03:03:39

3C273 GK053.UVDATA.1

Freq = 43.0405 GHz, Bw = 32.000 MH

No calibration applied and no bandpass applied



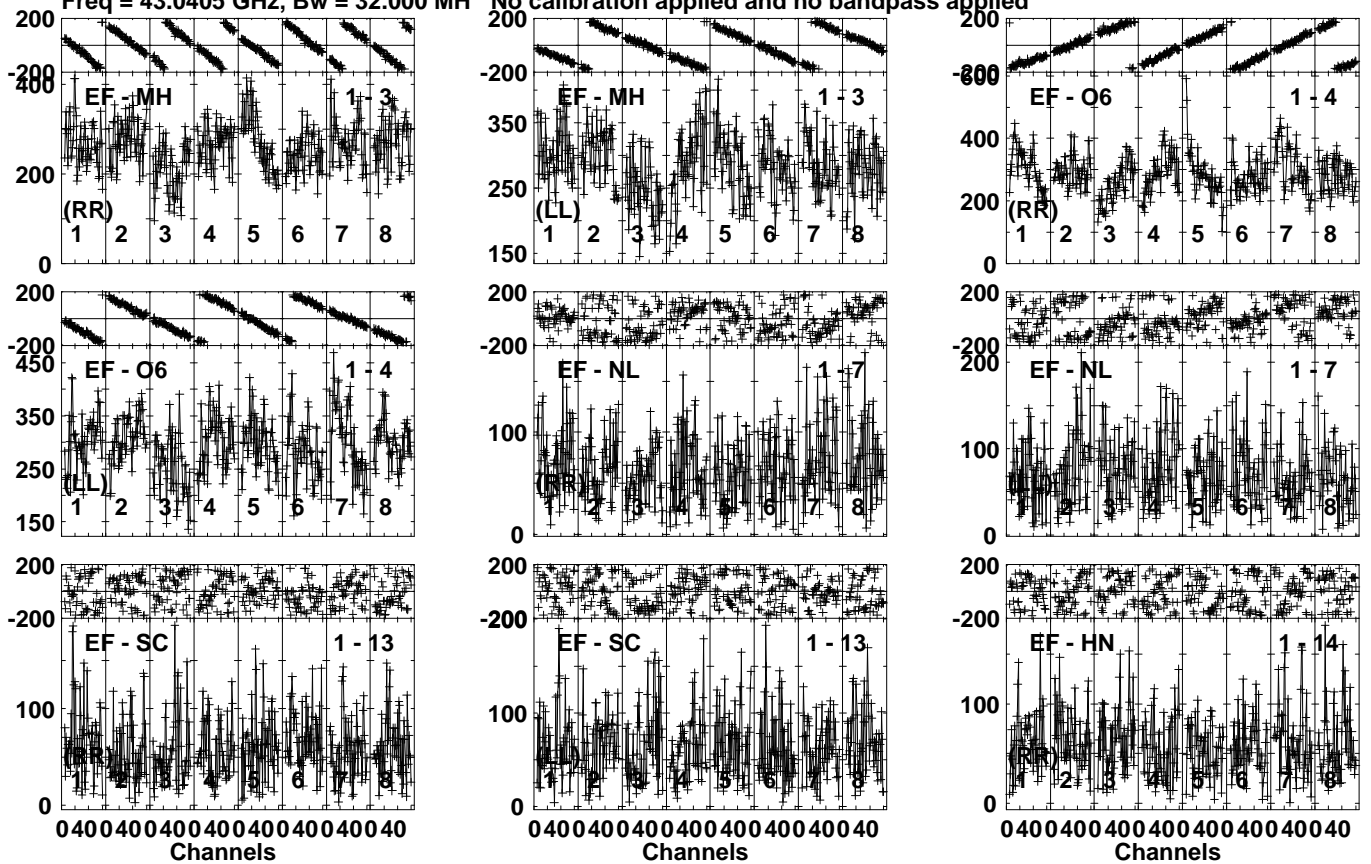
Lower frame: Milli Ampl Jy Top frame: Phas deg  
Vector averaged cross-power spectrum Several baselines displayed  
Timerange: 00/22:30:01 to 00/22:32:00

Plot file version 47 created 22-JUL-2021 03:03:42

M87 GK053.UVDATA.1

Freq = 43.0405 GHz, Bw = 32.000 MH

No calibration applied and no bandpass applied

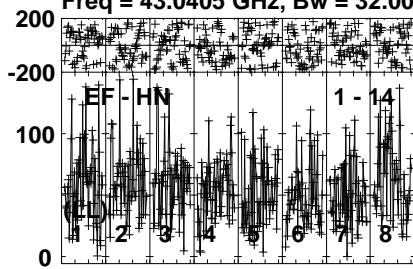


Lower frame: Micro Ampl Jy Top frame: Phas deg  
Vector averaged cross-power spectrum Several baselines displayed  
Timerange: 00/22:34:00 to 00/22:38:59

Plot file version 48 created 22-JUL-2021 03:03:42

M87 GK053.UVDATA.1

Freq = 43.0405 GHz, Bw = 32.000 MH No calibration applied and no bandpass applied



Lower frame: Micro Ampl Jy Top frame: Phas deg  
Vector averaged cross-power spectrum Several baselines displayed  
Timerange: 00/22:34:00 to 00/22:38:59

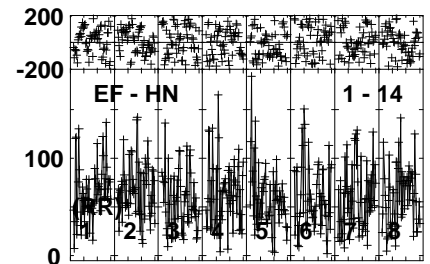
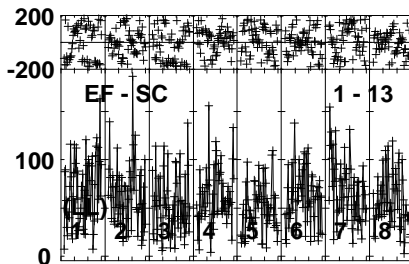
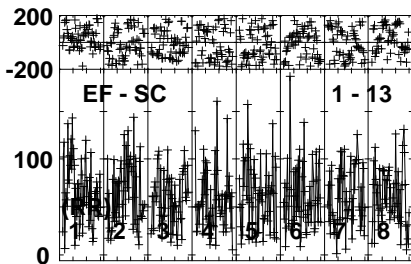
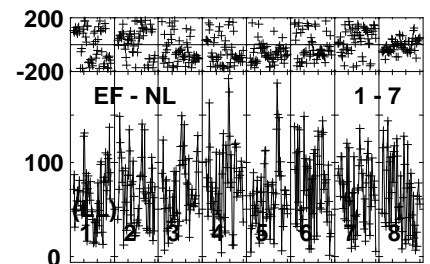
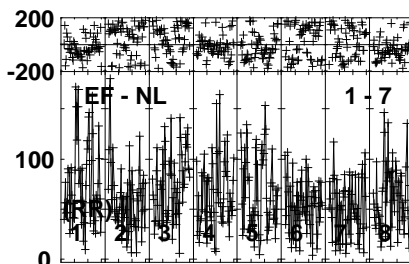
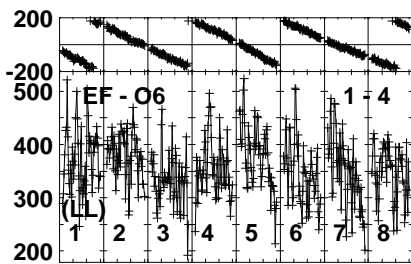
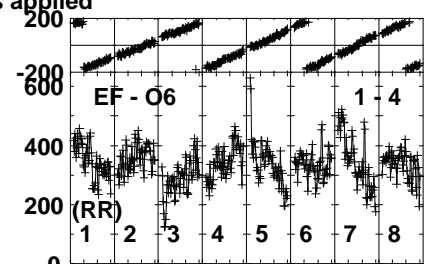
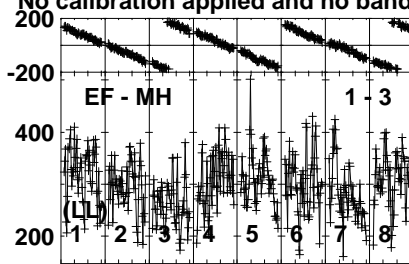
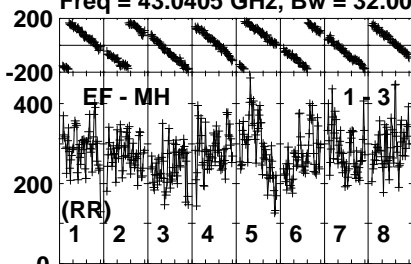


Plot file version 49 created 22-JUL-2021 03:03:42

M87 GK053.UVDATA.1

Freq = 43.0405 GHz, Bw = 32.000 MH

No calibration applied and no bandpass applied

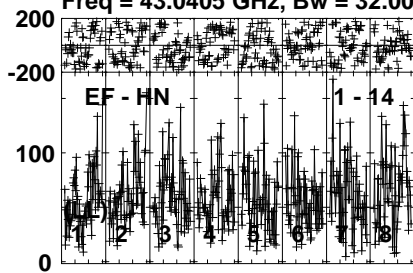


Lower frame: Micro Ampl Jy Top frame: Phas deg  
Vector averaged cross-power spectrum Several baselines displayed  
Timerange: 00/22:40:00 to 00/22:45:00

Plot file version 50 created 22-JUL-2021 03:03:43

M87 GK053.UVDATA.1

Freq = 43.0405 GHz, Bw = 32.000 MH No calibration applied and no bandpass applied



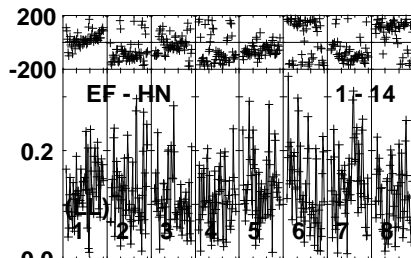
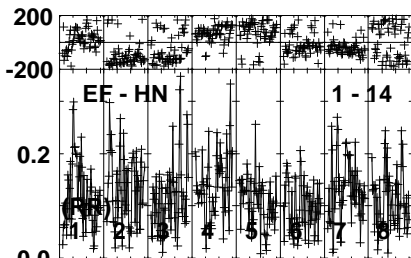
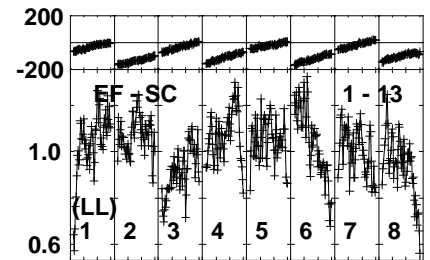
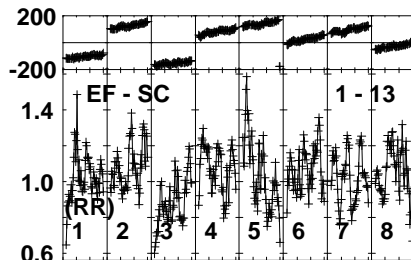
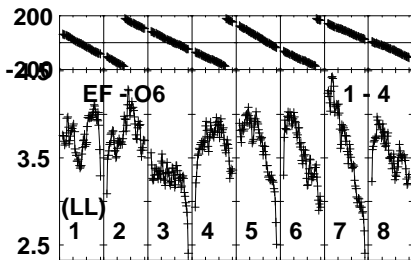
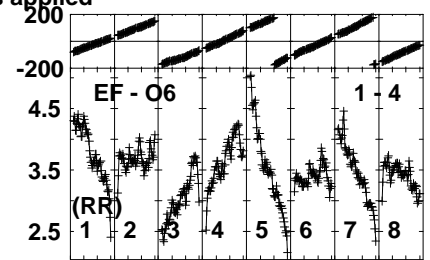
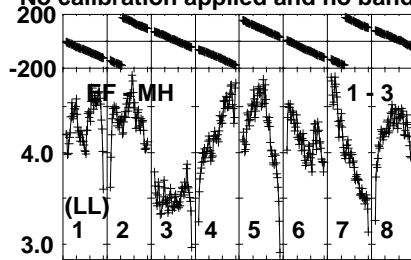
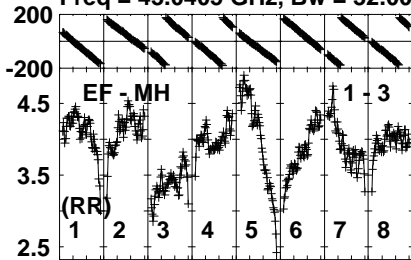
Lower frame: Micro Ampl Jy Top frame: Phas deg  
Vector averaged cross-power spectrum Several baselines displayed  
Timerange: 00/22:40:00 to 00/22:45:00

Plot file version 51 created 22-JUL-2021 03:03:44

3C279 GK053.UVDATA.1

Freq = 43.0405 GHz, Bw = 32.000 MH

No calibration applied and no bandpass applied



040040040040040040040040  
Channels

040040040040040040040040  
Channels

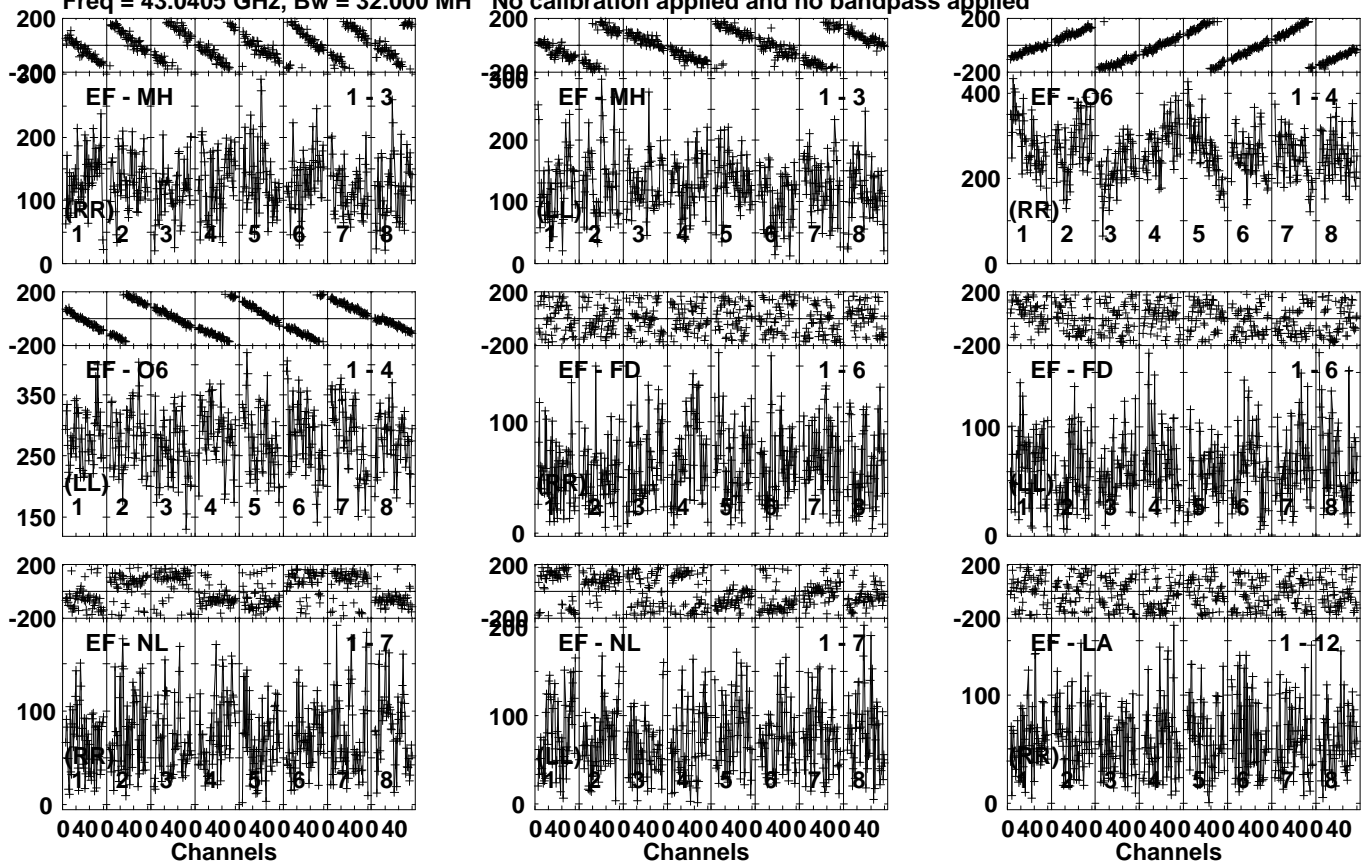
Lower frame: Milli Ampl Jy Top frame: Phas deg  
Vector averaged cross-power spectrum Several baselines displayed  
Timerange: 00/22:50:01 to 00/22:51:59

Plot file version 52 created 22-JUL-2021 03:03:45

M87 GK053.UVDATA.1

Freq = 43.0405 GHz, Bw = 32.000 MH

No calibration applied and no bandpass applied



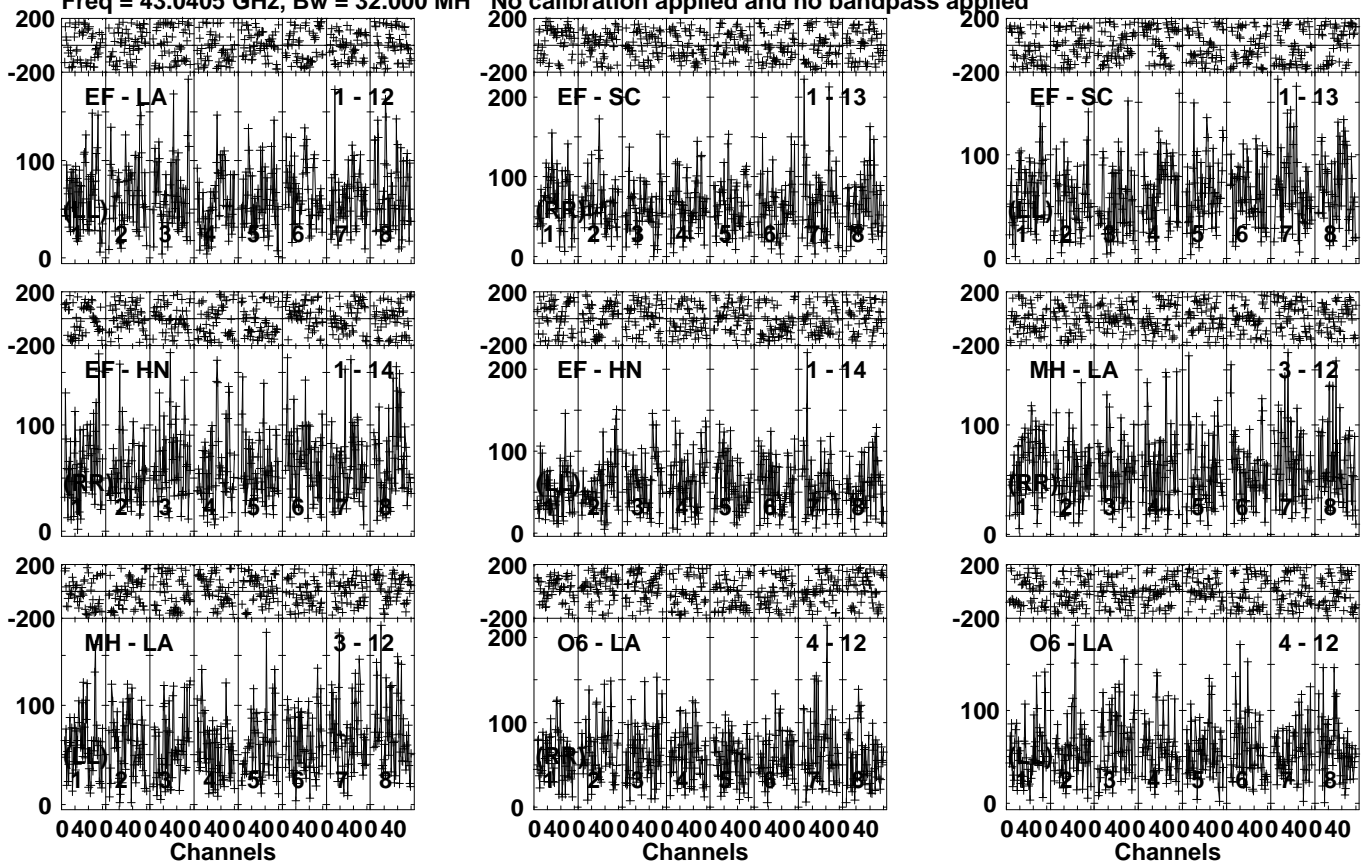
Lower frame: Micro Ampl Jy Top frame: Phas deg  
Vector averaged cross-power spectrum Several baselines displayed  
Timerange: 00/22:54:00 to 00/22:58:59

Plot file version 53 created 22-JUL-2021 03:03:46

M87 GK053.UVDATA.1

Freq = 43.0405 GHz, Bw = 32.000 MH

No calibration applied and no bandpass applied



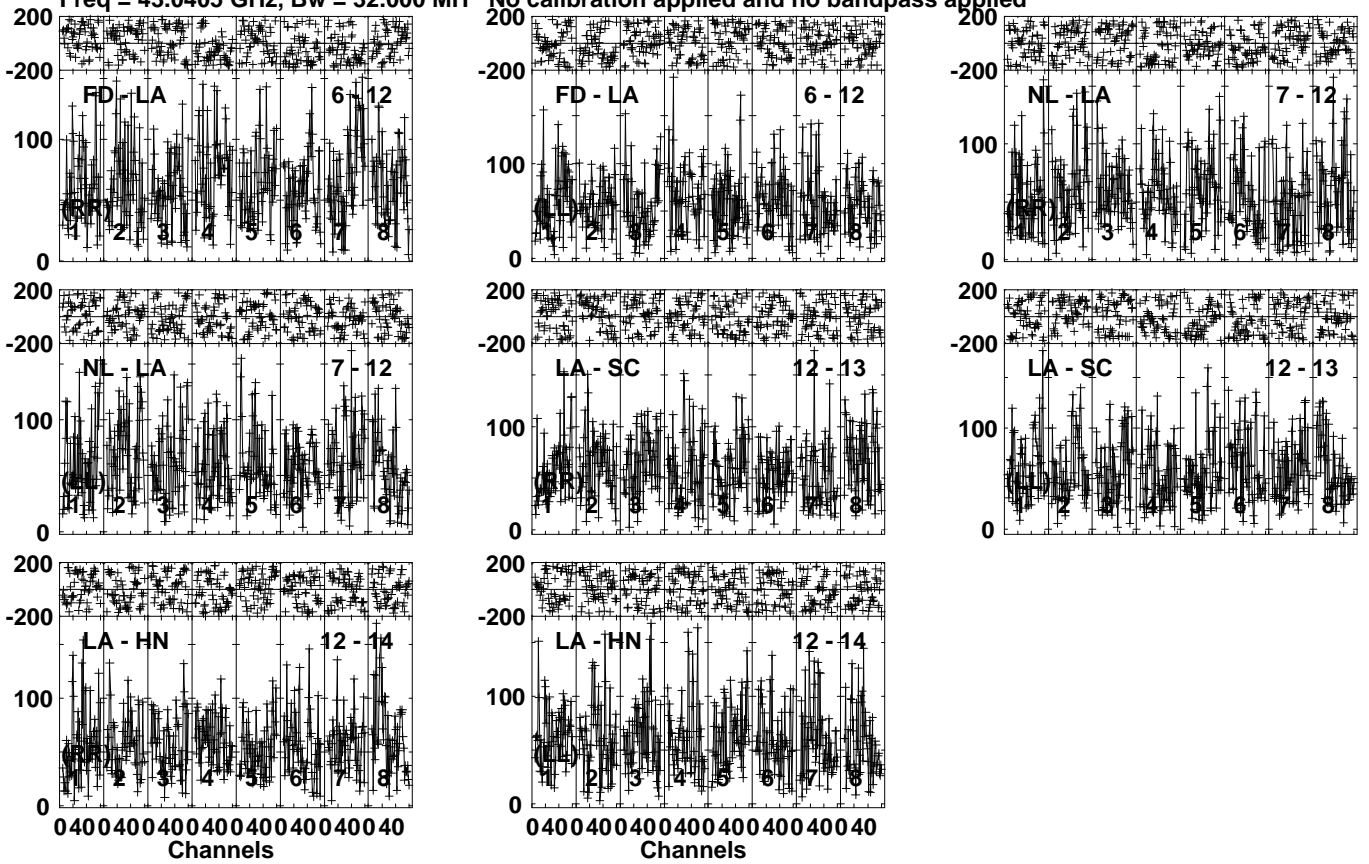
Lower frame: Micro Ampl Jy Top frame: Phas deg  
Vector averaged cross-power spectrum Several baselines displayed  
Timerange: 00/22:54:00 to 00/22:58:59

Plot file version 54 created 22-JUL-2021 03:03:47

M87 GK053.UVDATA.1

Freq = 43.0405 GHz, Bw = 32.000 MH

No calibration applied and no bandpass applied



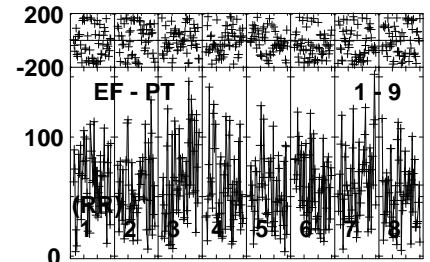
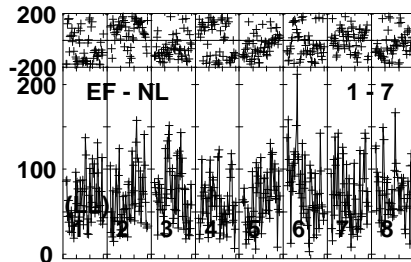
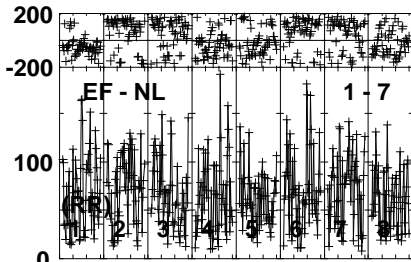
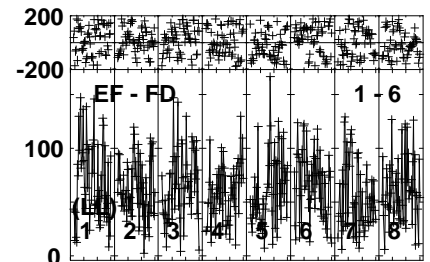
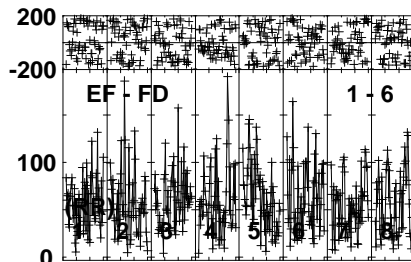
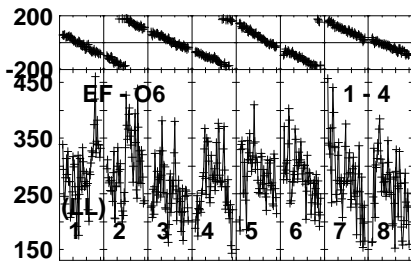
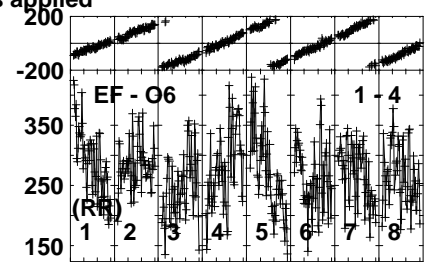
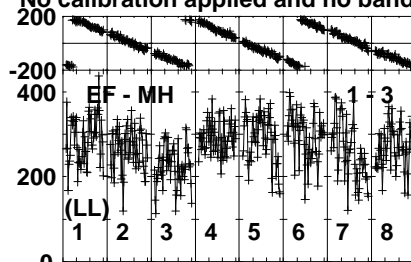
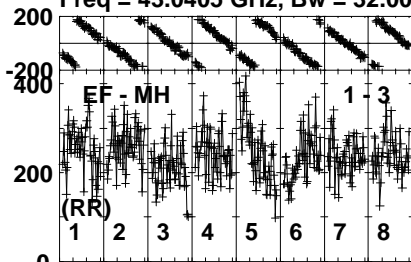
Lower frame: Micro Ampl Jy Top frame: Phas deg  
Vector averaged cross-power spectrum Several baselines displayed  
Timerange: 00/22:54:00 to 00/22:58:59

Plot file version 55 created 22-JUL-2021 03:03:47

M87 GK053.UVDATA.1

Freq = 43.0405 GHz, Bw = 32.000 MH

No calibration applied and no bandpass applied

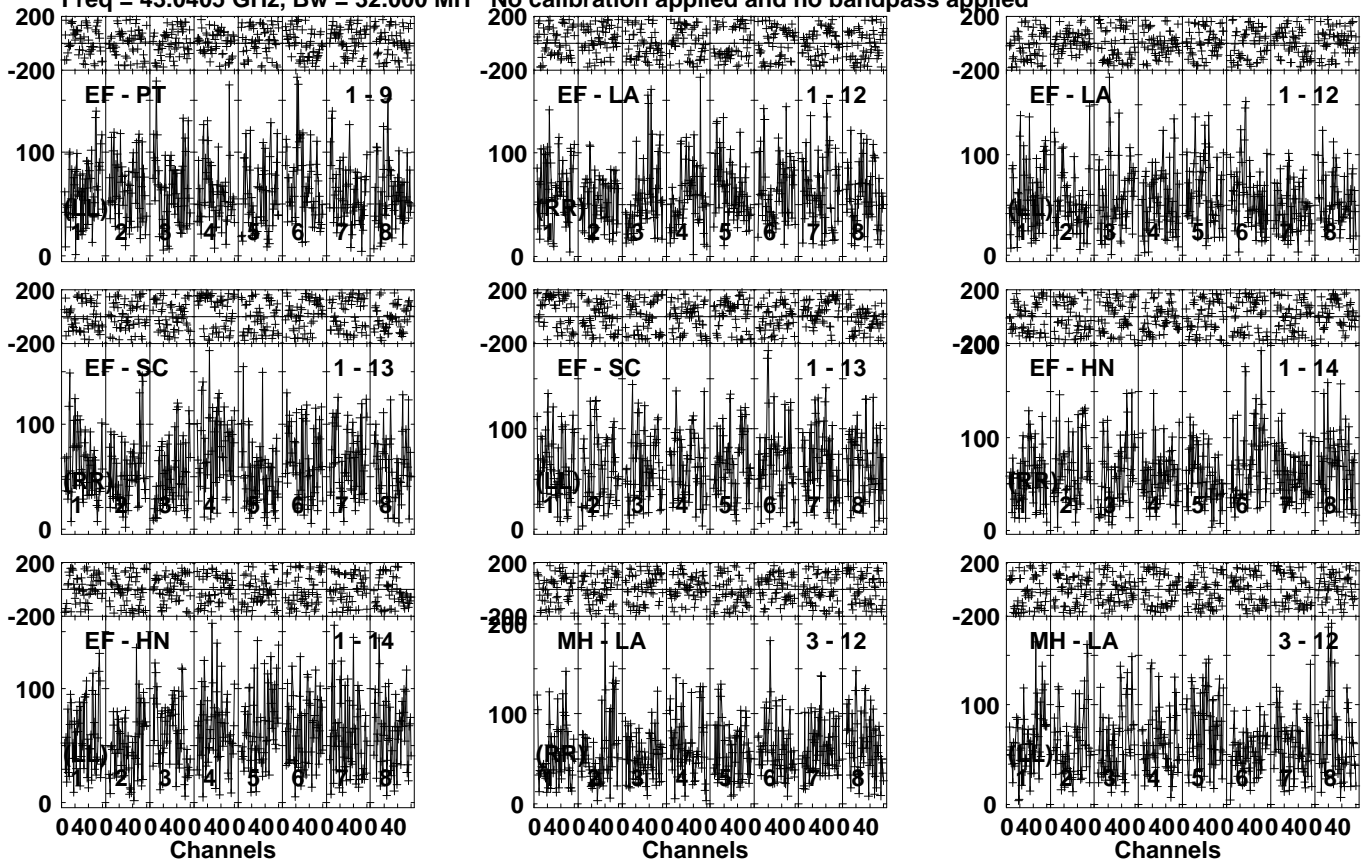


Lower frame: Micro Ampl Jy Top frame: Phas deg  
Vector averaged cross-power spectrum Several baselines displayed  
Timerange: 00/23:00:00 to 00/23:05:00

Plot file version 56 created 22-JUL-2021 03:03:48

M87 GK053.UVDATA.1

Freq = 43.0405 GHz, Bw = 32.000 MH No calibration applied and no bandpass applied



Lower frame: Micro Ampl Jy Top frame: Phas deg  
Vector averaged cross-power spectrum Several baselines displayed  
Timerange: 00/23:00:00 to 00/23:05:00

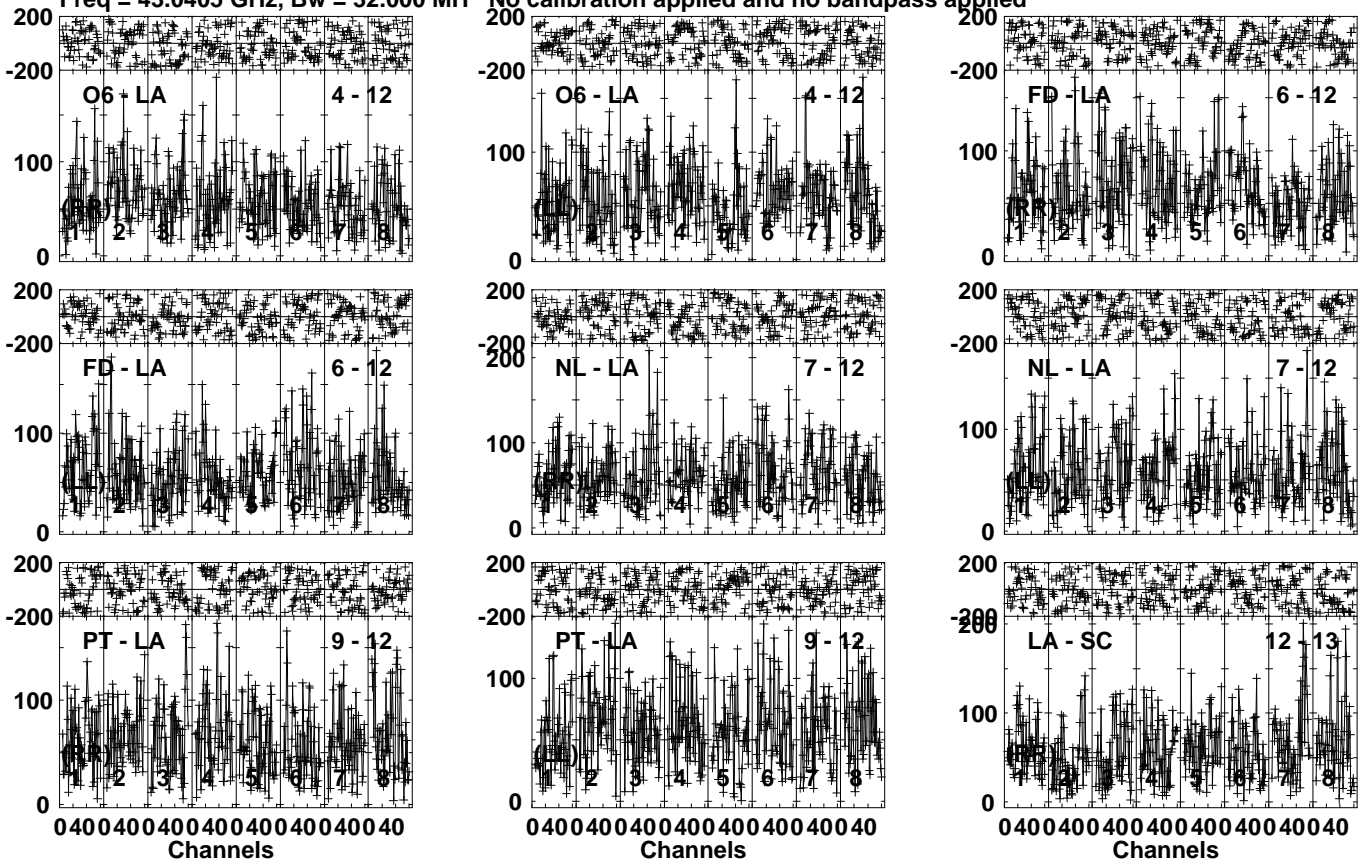


Plot file version 57 created 22-JUL-2021 03:03:48

M87 GK053.UVDATA.1

Freq = 43.0405 GHz, Bw = 32.000 MH

No calibration applied and no bandpass applied

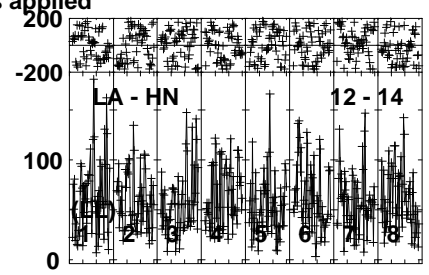
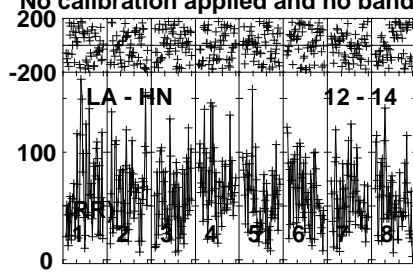
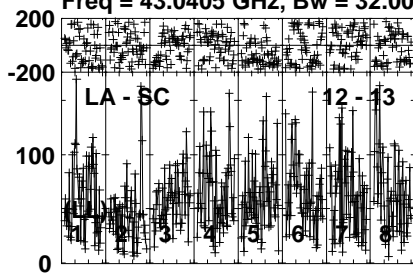


Lower frame: Micro Ampl Jy Top frame: Phas deg  
Vector averaged cross-power spectrum Several baselines displayed  
Timerange: 00/23:00:00 to 00/23:05:00

Plot file version 58 created 22-JUL-2021 03:03:49

M87 GK053.UVDATA.1

Freq = 43.0405 GHz, Bw = 32.000 MH No calibration applied and no bandpass applied



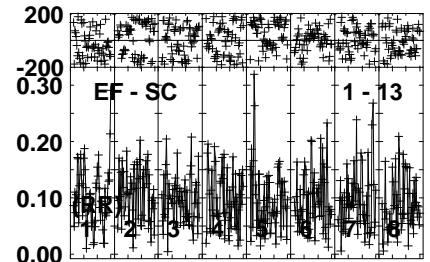
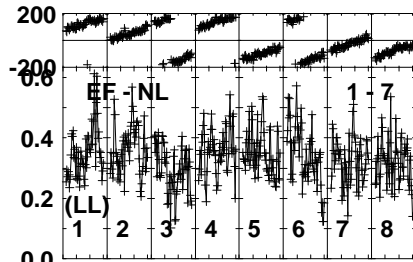
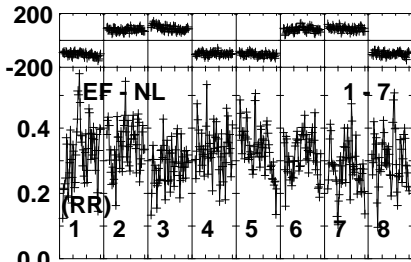
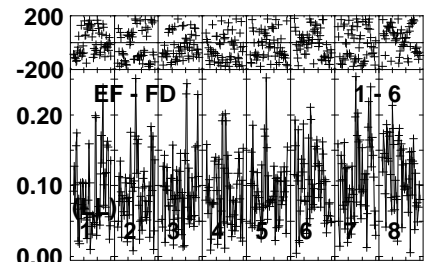
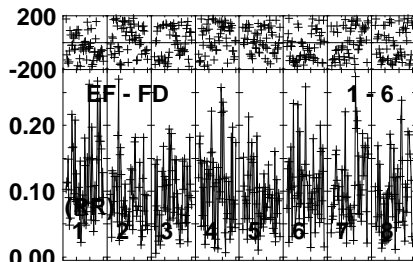
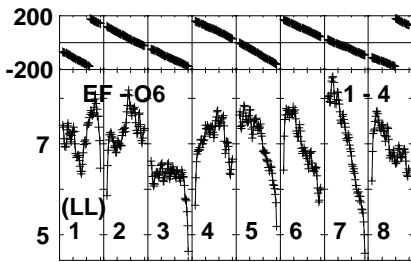
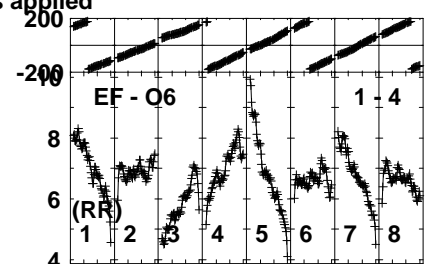
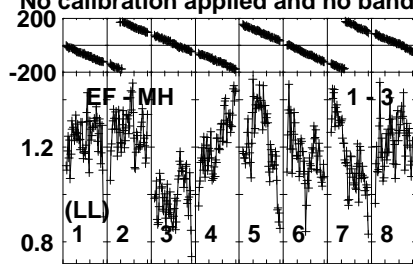
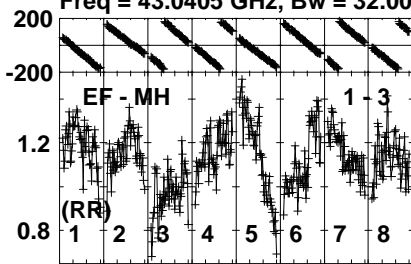
Lower frame: Micro Ampl Jy Top frame: Phas deg  
Vector averaged cross-power spectrum Several baselines displayed  
Timerange: 00/23:00:00 to 00/23:05:00

Plot file version 59 created 22-JUL-2021 03:03:49

3C273 GK053.UVDATA.1

Freq = 43.0405 GHz, Bw = 32.000 MH

No calibration applied and no bandpass applied



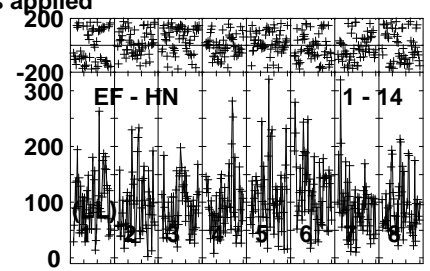
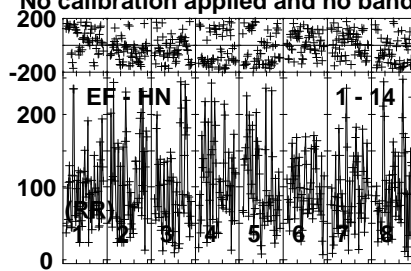
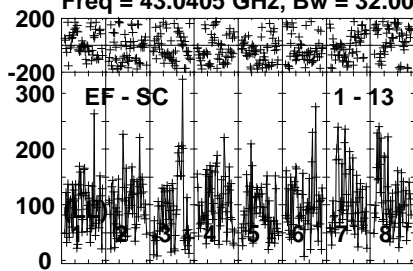
Lower frame: Milli Ampl Jy Top frame: Phas deg  
Vector averaged cross-power spectrum Several baselines displayed  
Timerange: 00/23:10:00 to 00/23:11:59

Plot file version 60 created 22-JUL-2021 03:03:50

3C273 GK053.UVDATA.1

Freq = 43.0405 GHz, Bw = 32.000 MH

No calibration applied and no bandpass applied



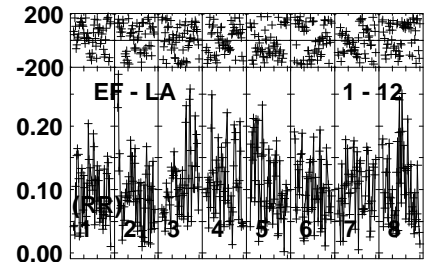
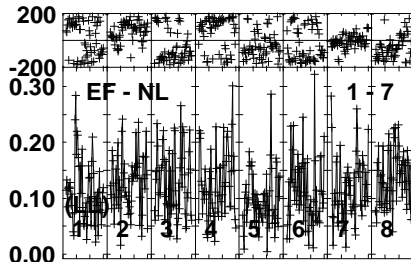
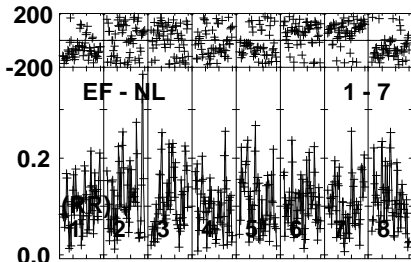
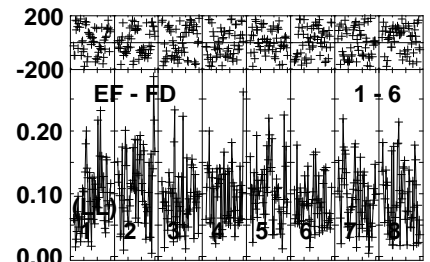
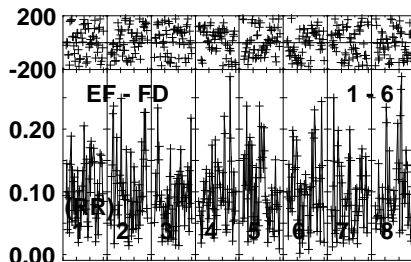
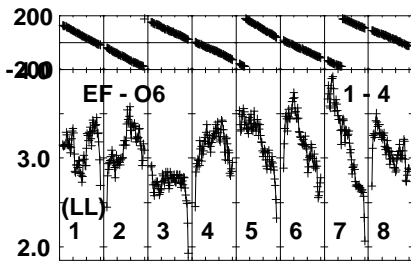
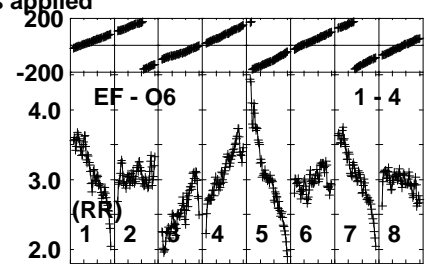
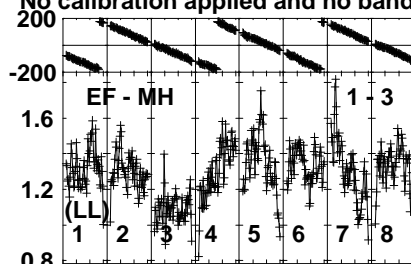
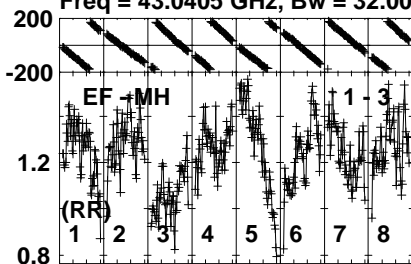
Lower frame: Micro Ampl Jy Top frame: Phas deg  
Vector averaged cross-power spectrum Several baselines displayed  
Timerange: 00/23:10:00 to 00/23:11:59

Plot file version 61 created 22-JUL-2021 03:03:50

3C273 GK053.UVDATA.1

Freq = 43.0405 GHz, Bw = 32.000 MH

No calibration applied and no bandpass applied



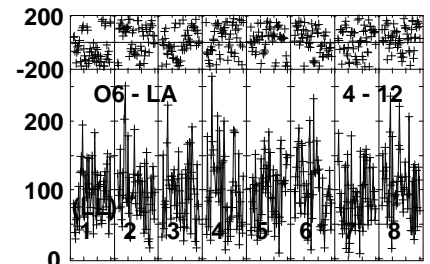
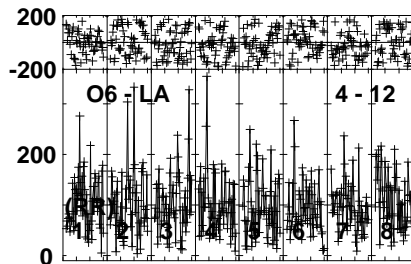
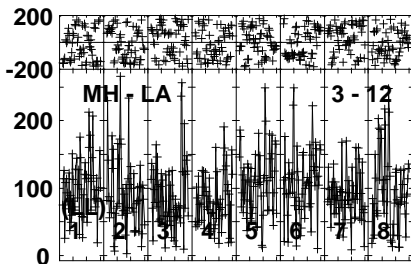
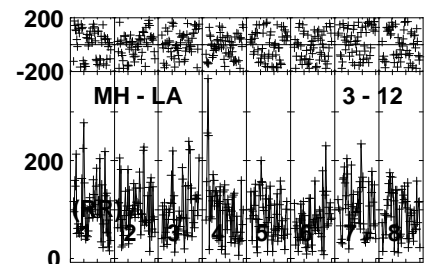
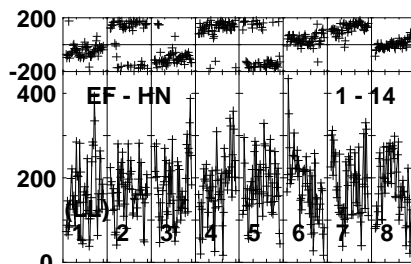
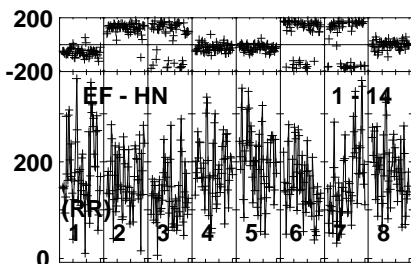
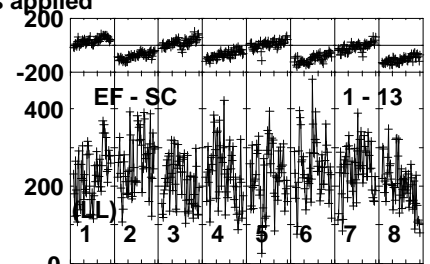
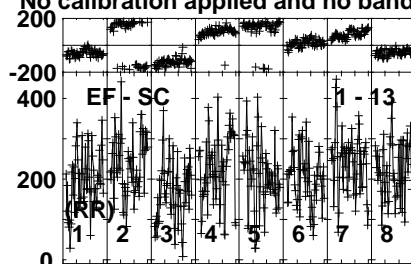
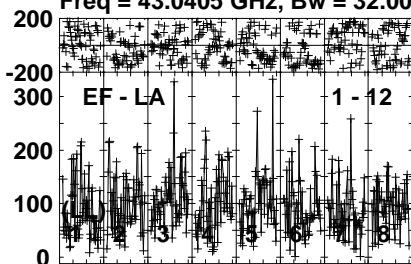
Lower frame: Milli Ampl Jy Top frame: Phas deg  
Vector averaged cross-power spectrum Several baselines displayed  
Timerange: 00/23:17:00 to 00/23:19:00

Plot file version 62 created 22-JUL-2021 03:03:51

3C273 GK053.UVDATA.1

Freq = 43.0405 GHz, Bw = 32.000 MH

No calibration applied and no bandpass applied



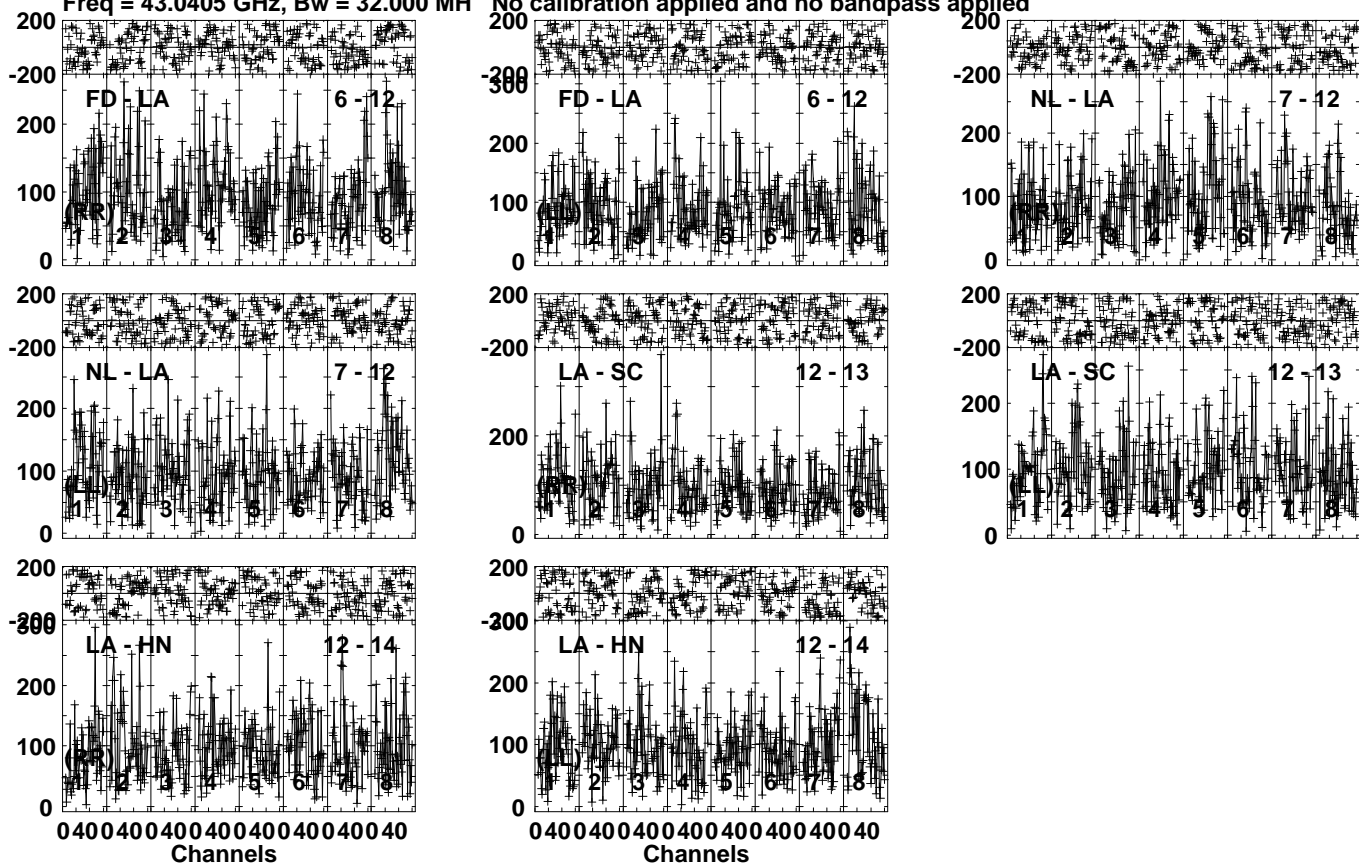
Lower frame: Micro Ampl Jy Top frame: Phas deg  
Vector averaged cross-power spectrum Several baselines displayed  
Timerange: 00/23:17:00 to 00/23:19:00

Plot file version 63 created 22-JUL-2021 03:03:51

3C273 GK053.UVDATA.1

Freq = 43.0405 GHz, Bw = 32.000 MH

No calibration applied and no bandpass applied



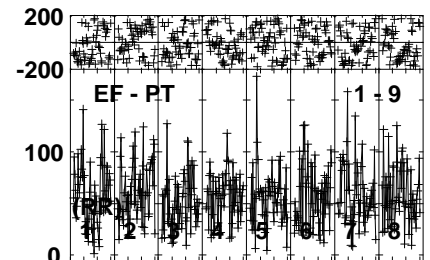
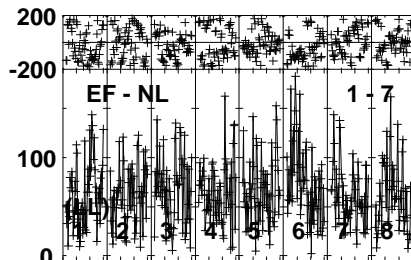
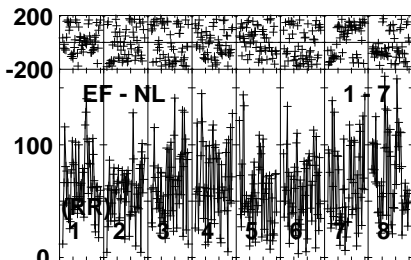
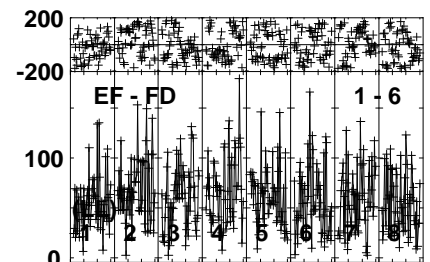
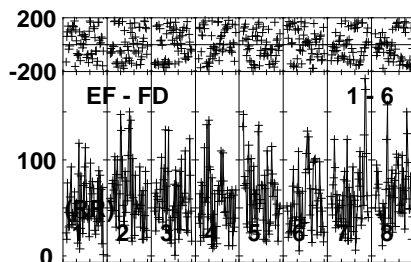
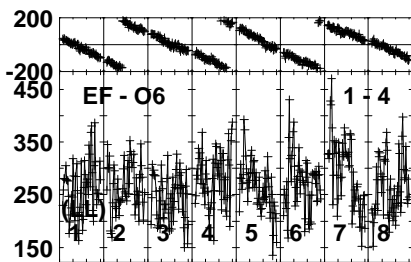
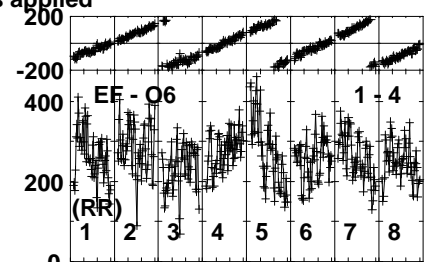
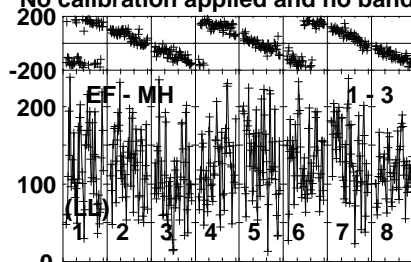
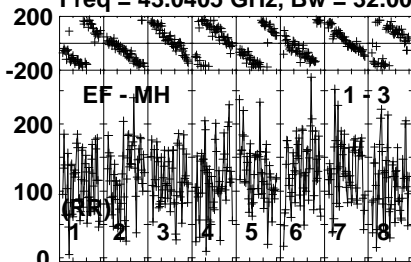
Lower frame: Micro Ampl Jy Top frame: Phas deg  
Vector averaged cross-power spectrum Several baselines displayed  
Timerange: 00/23:17:00 to 00/23:19:00

Plot file version 64 created 22-JUL-2021 03:03:52

M87 GK053.UVDATA.1

Freq = 43.0405 GHz, Bw = 32.000 MH

No calibration applied and no bandpass applied



040040040040040040040040040040  
Channels

040040040040040040040040040040  
Channels

040040040040040040040040040040  
Channels

Lower frame: Micro Ampl Jy Top frame: Phas deg  
Vector averaged cross-power spectrum Several baselines displayed  
Timerange: 00/23:21:01 to 00/23:25:59

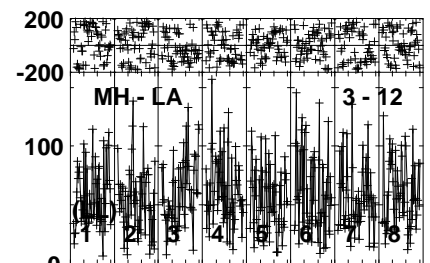
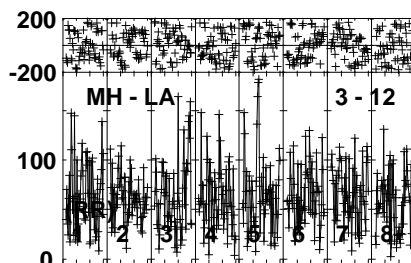
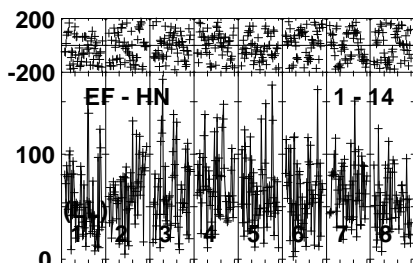
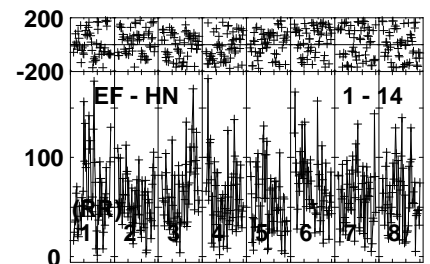
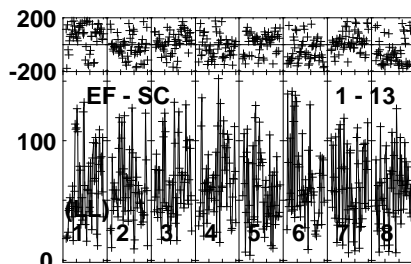
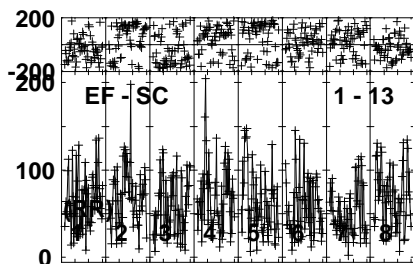
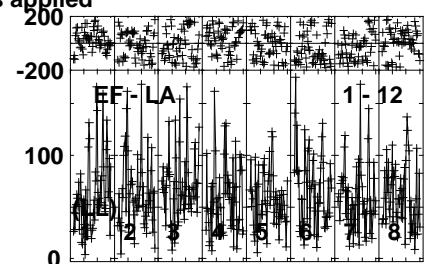
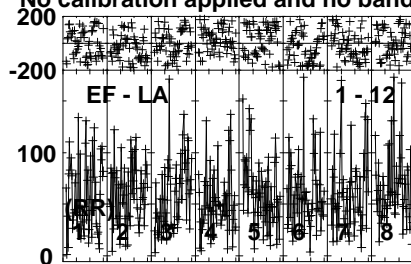
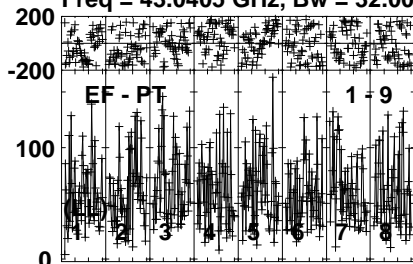


Plot file version 65 created 22-JUL-2021 03:03:53

M87 GK053.UVDATA.1

Freq = 43.0405 GHz, Bw = 32.000 MH

No calibration applied and no bandpass applied



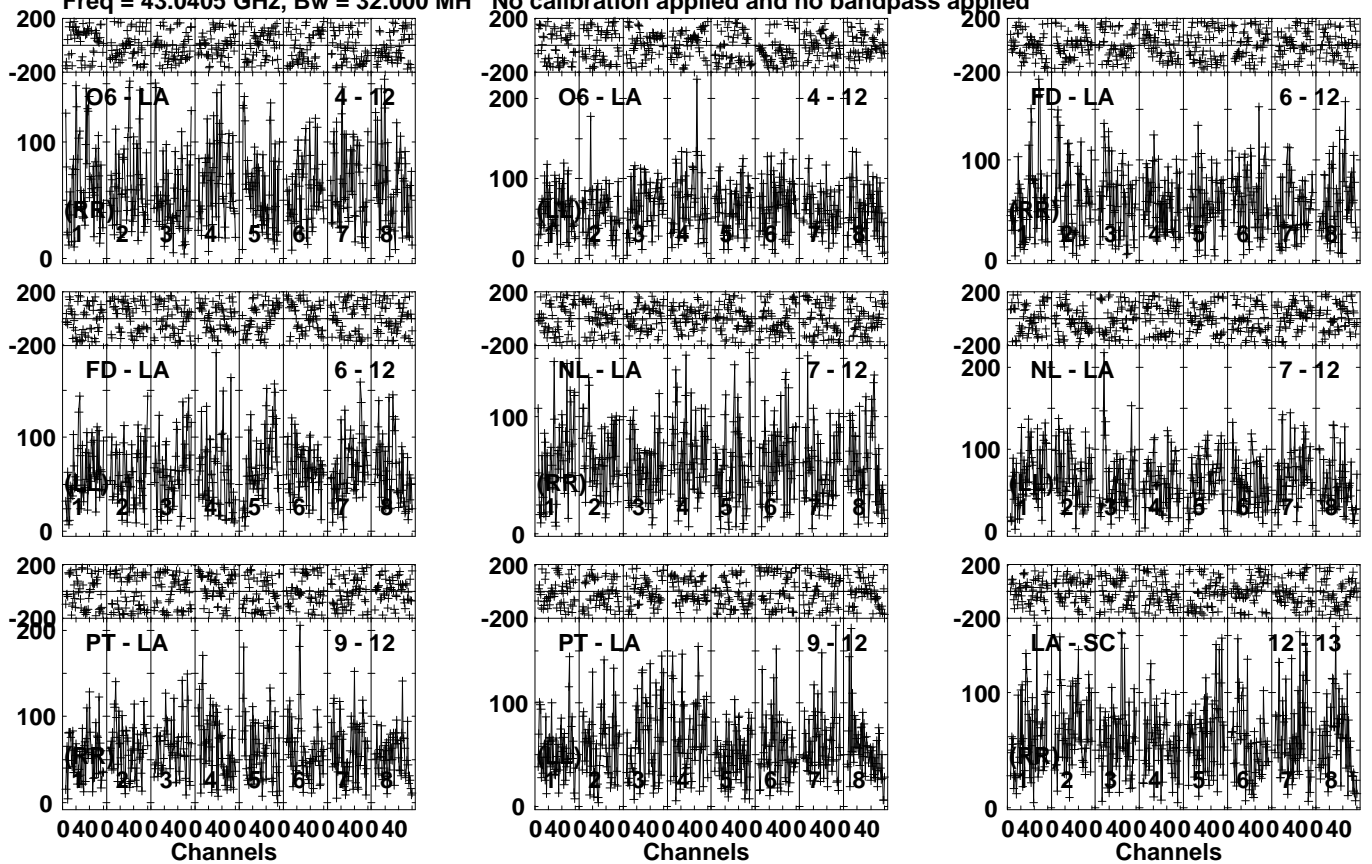
Lower frame: Micro Ampl Jy Top frame: Phas deg  
Vector averaged cross-power spectrum Several baselines displayed  
Timerange: 00/23:21:01 to 00/23:25:59

Plot file version 66 created 22-JUL-2021 03:03:54

M87 GK053.UVDATA.1

Freq = 43.0405 GHz, Bw = 32.000 MH

No calibration applied and no bandpass applied



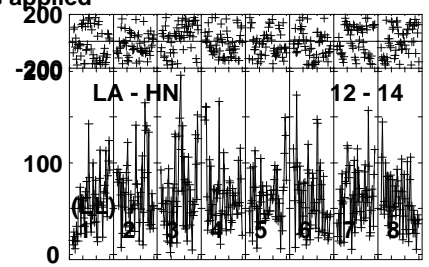
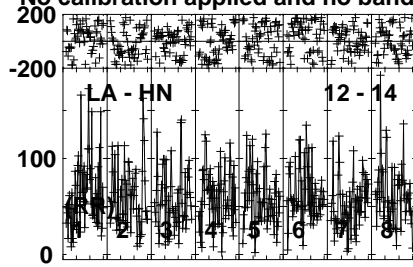
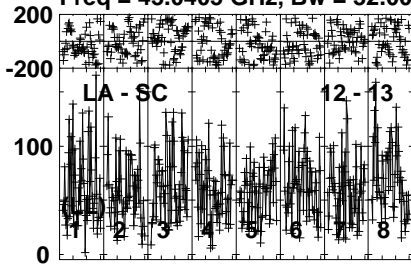
Lower frame: Micro Ampl Jy Top frame: Phas deg  
Vector averaged cross-power spectrum Several baselines displayed  
Timerange: 00/23:21:01 to 00/23:25:59

Plot file version 67 created 22-JUL-2021 03:03:55

M87 GK053.UVDATA.1

Freq = 43.0405 GHz, Bw = 32.000 MH

No calibration applied and no bandpass applied



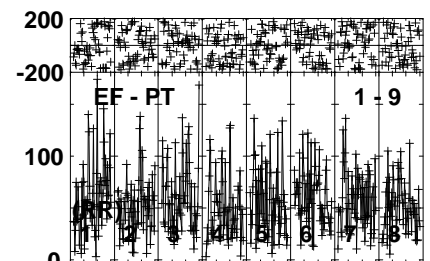
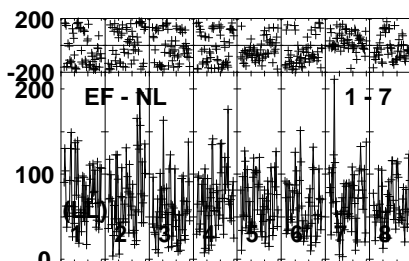
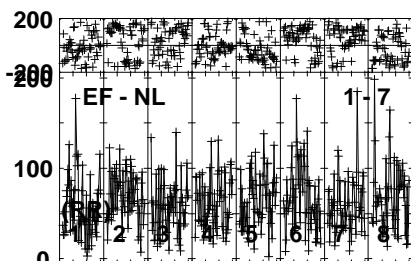
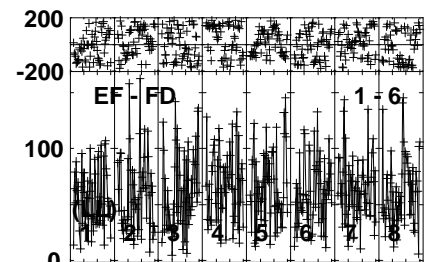
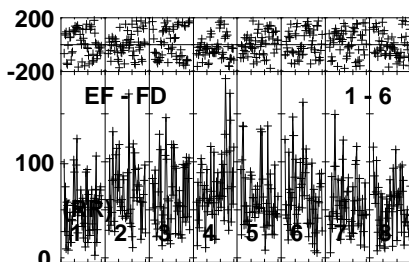
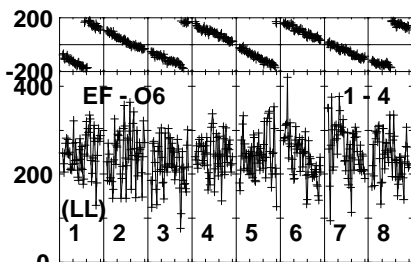
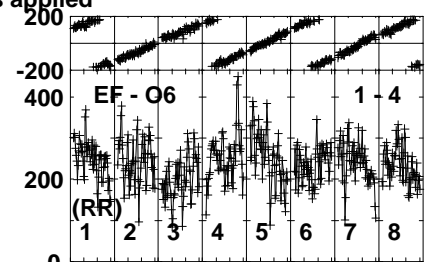
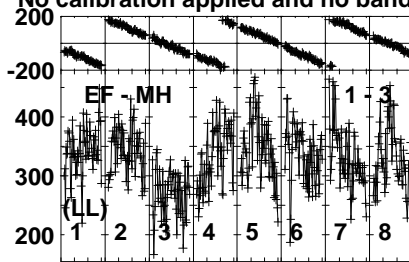
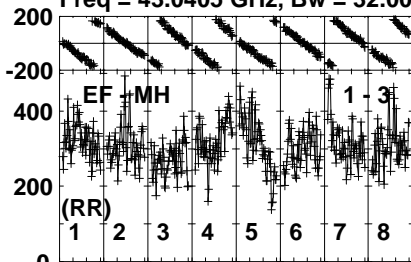
Lower frame: Micro Ampl Jy Top frame: Phas deg  
Vector averaged cross-power spectrum Several baselines displayed  
Timerange: 00/23:21:01 to 00/23:25:59

Plot file version 68 created 22-JUL-2021 03:03:56

M87 GK053.UVDATA.1

Freq = 43.0405 GHz, Bw = 32.000 MH

No calibration applied and no bandpass applied



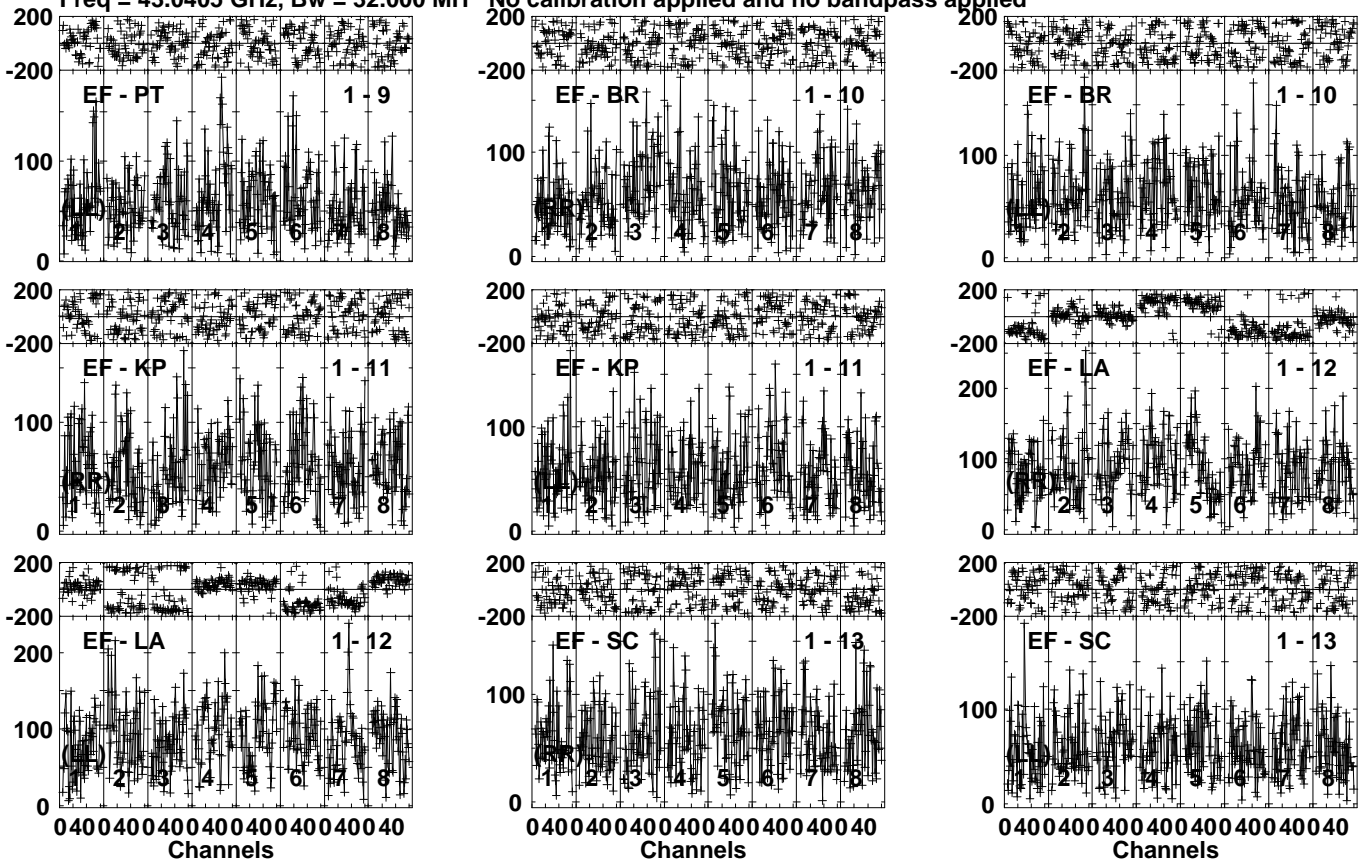
Lower frame: Micro Ampl Jy Top frame: Phas deg  
Vector averaged cross-power spectrum Several baselines displayed  
Timerange: 00/23:27:00 to 00/23:31:59

Plot file version 69 created 22-JUL-2021 03:03:56

M87 GK053.UVDATA.1

Freq = 43.0405 GHz, Bw = 32.000 MH

No calibration applied and no bandpass applied



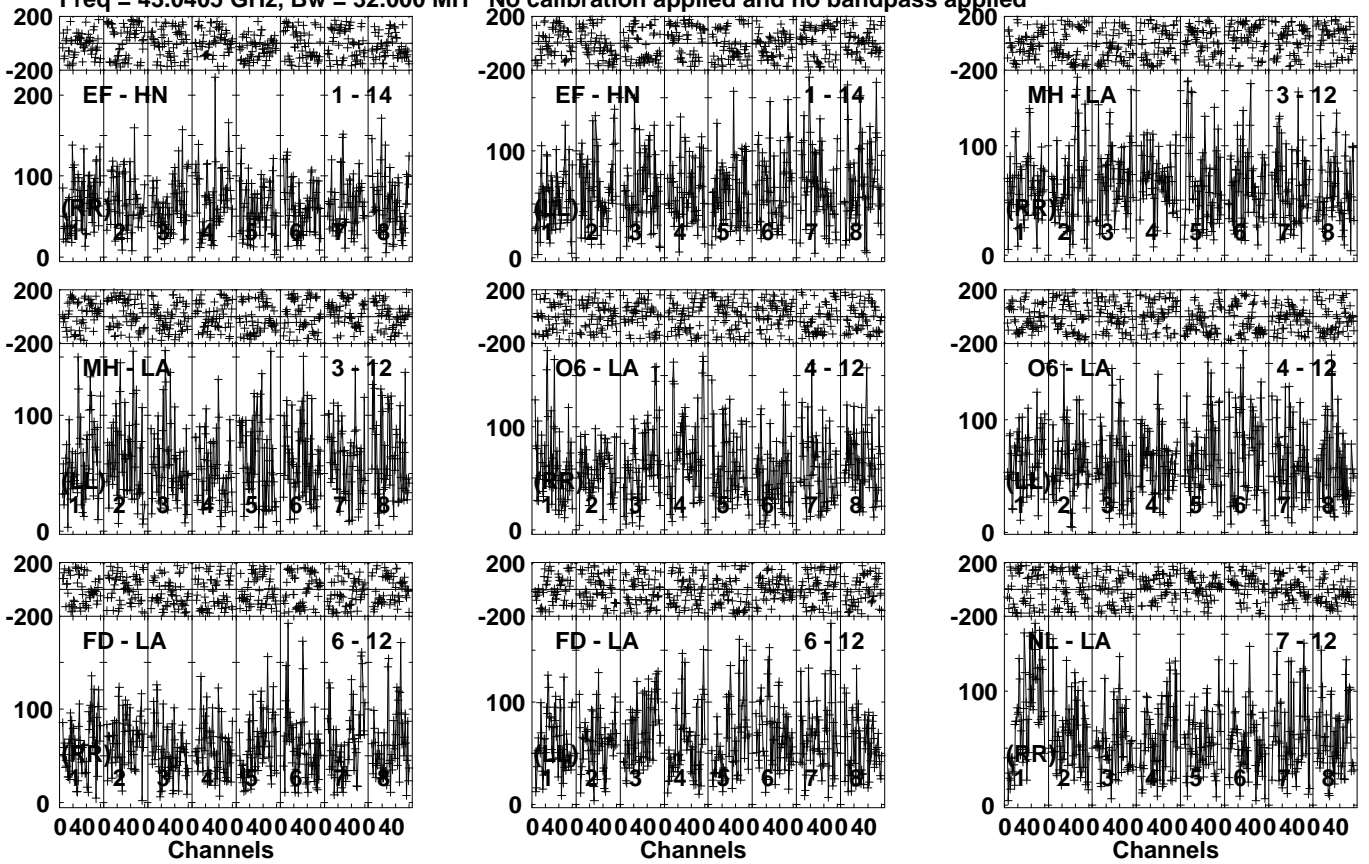
Lower frame: Micro Ampl Jy Top frame: Phas deg  
Vector averaged cross-power spectrum Several baselines displayed  
Timerange: 00/23:27:00 to 00/23:31:59

Plot file version 70 created 22-JUL-2021 03:03:57

M87 GK053.UVDATA.1

Freq = 43.0405 GHz, Bw = 32.000 MH

No calibration applied and no bandpass applied



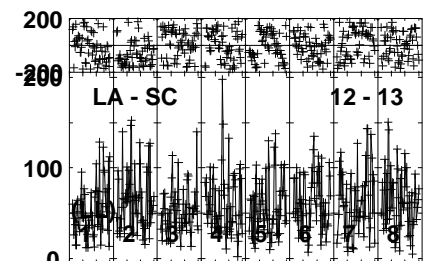
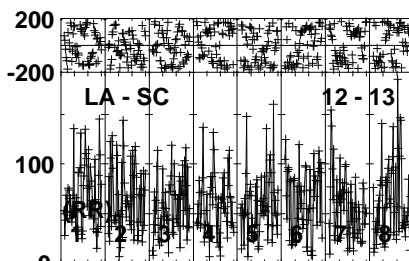
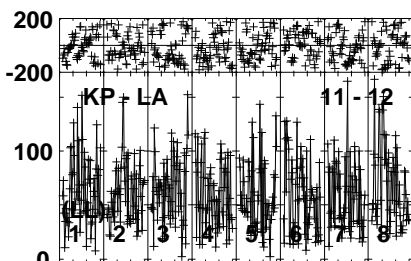
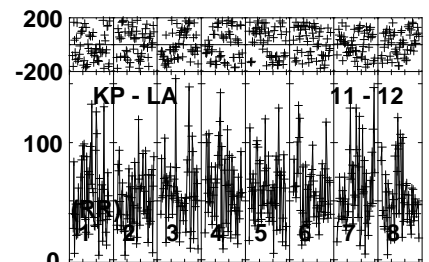
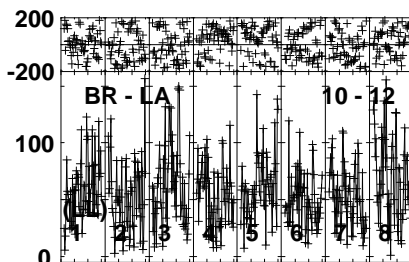
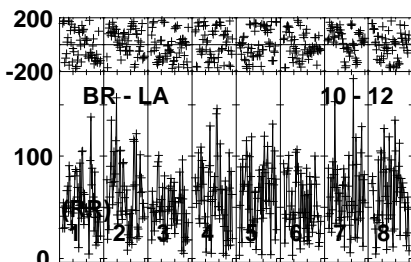
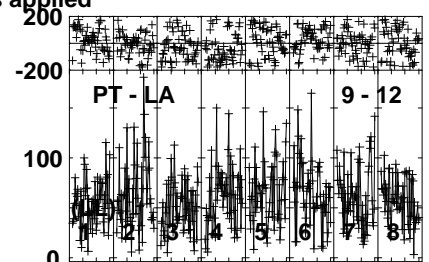
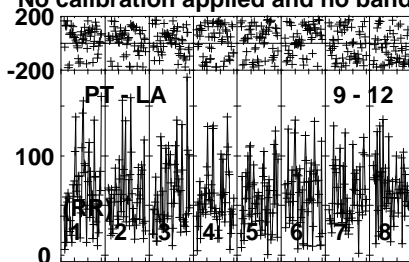
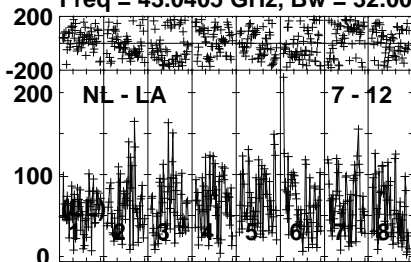
Lower frame: Micro Ampl Jy Top frame: Phas deg  
Vector averaged cross-power spectrum Several baselines displayed  
Timerange: 00/23:27:00 to 00/23:31:59

Plot file version 71 created 22-JUL-2021 03:03:57

M87 GK053.UVDATA.1

Freq = 43.0405 GHz, Bw = 32.000 MH

No calibration applied and no bandpass applied



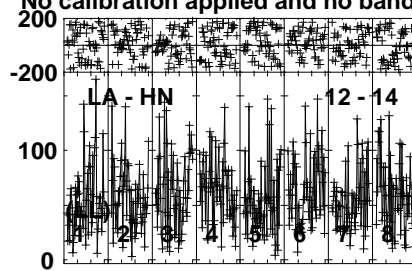
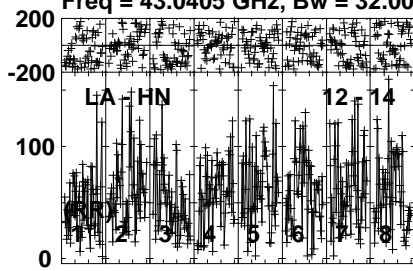
Lower frame: Micro Ampl Jy Top frame: Phas deg  
Vector averaged cross-power spectrum Several baselines displayed  
Timerange: 00/23:27:00 to 00/23:31:59

Plot file version 72 created 22-JUL-2021 03:03:58

M87 GK053.UVDATA.1

Freq = 43.0405 GHz, Bw = 32.000 MH

No calibration applied and no bandpass applied



Lower frame: Micro Ampl Jy Top frame: Phas deg

Vector averaged cross-power spectrum Several baselines displayed

Timerange: 00/23:27:00 to 00/23:31:59

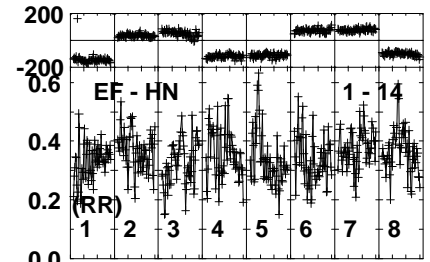
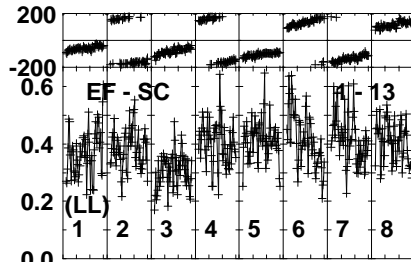
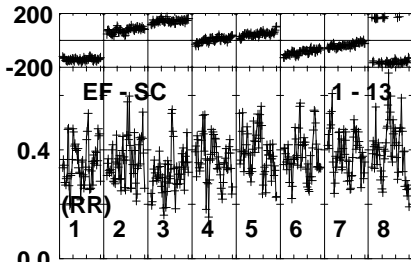
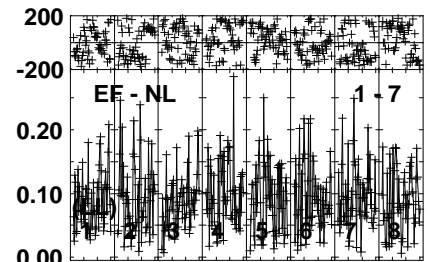
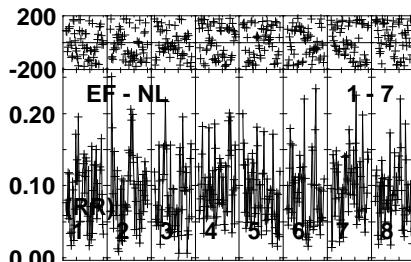
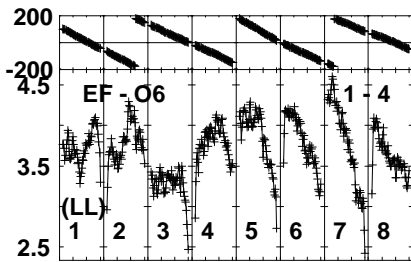
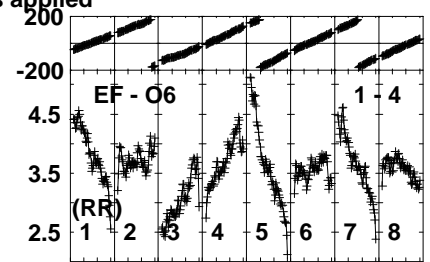
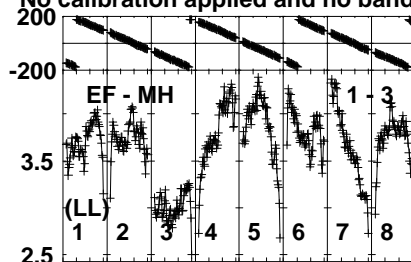
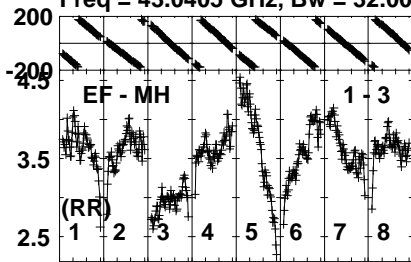


Plot file version 73 created 22-JUL-2021 03:03:59

3C279 GK053.UVDATA.1

Freq = 43.0405 GHz, Bw = 32.000 MH

No calibration applied and no bandpass applied

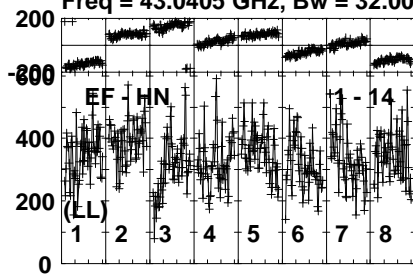


Lower frame: Milli Ampl Jy Top frame: Phas deg  
Vector averaged cross-power spectrum Several baselines displayed  
Timerange: 00/23:37:01 to 00/23:39:00

Plot file version 74 created 22-JUL-2021 03:03:59

3C279 GK053.UVDATA.1

Freq = 43.0405 GHz, Bw = 32.000 MH No calibration applied and no bandpass applied



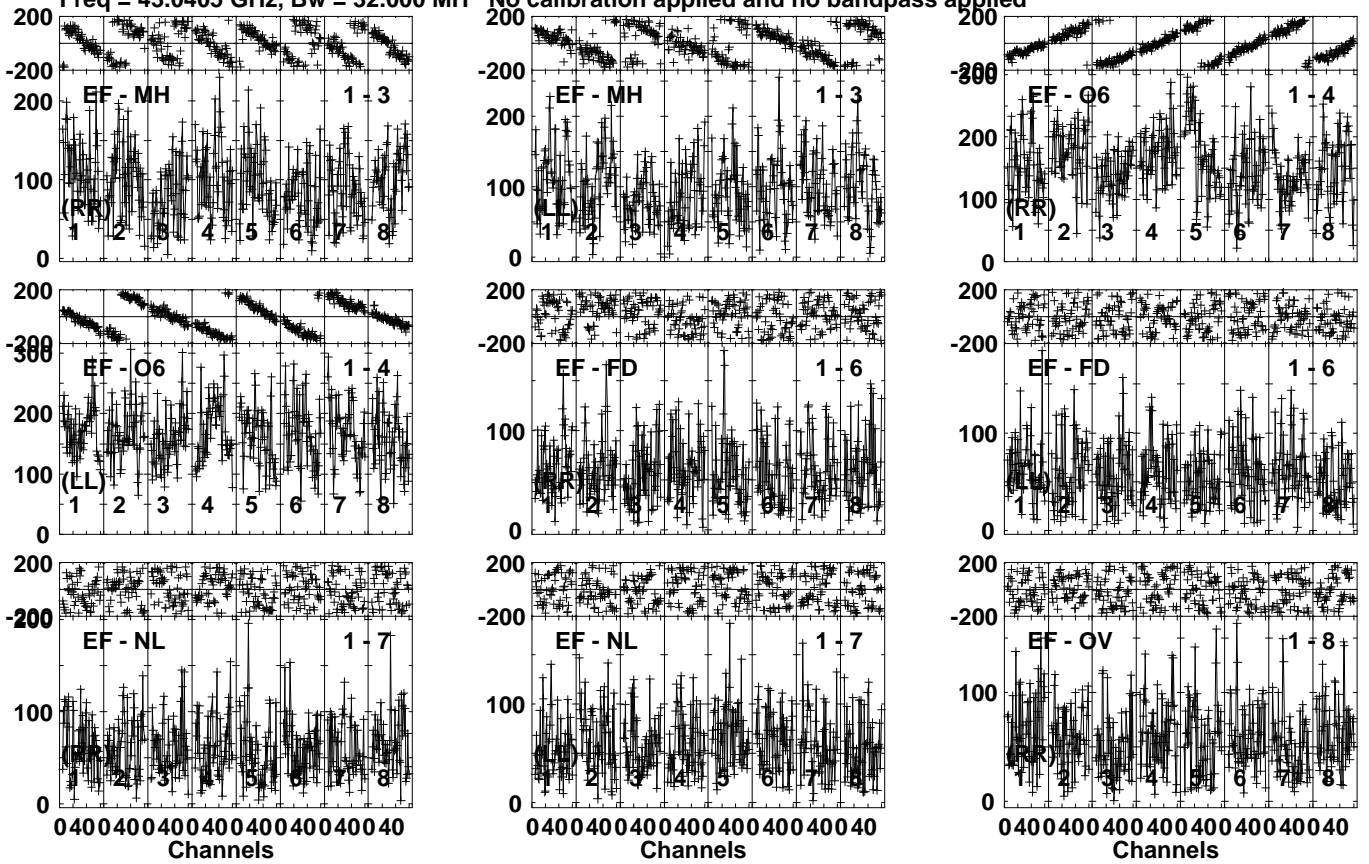
Lower frame: Micro Ampl Jy Top frame: Phas deg  
Vector averaged cross-power spectrum Several baselines displayed  
Timerange: 00/23:37:01 to 00/23:39:00

Plot file version 75 created 22-JUL-2021 03:04:02

M87 GK053.UVDATA.1

Freq = 43.0405 GHz, Bw = 32.000 MH

No calibration applied and no bandpass applied



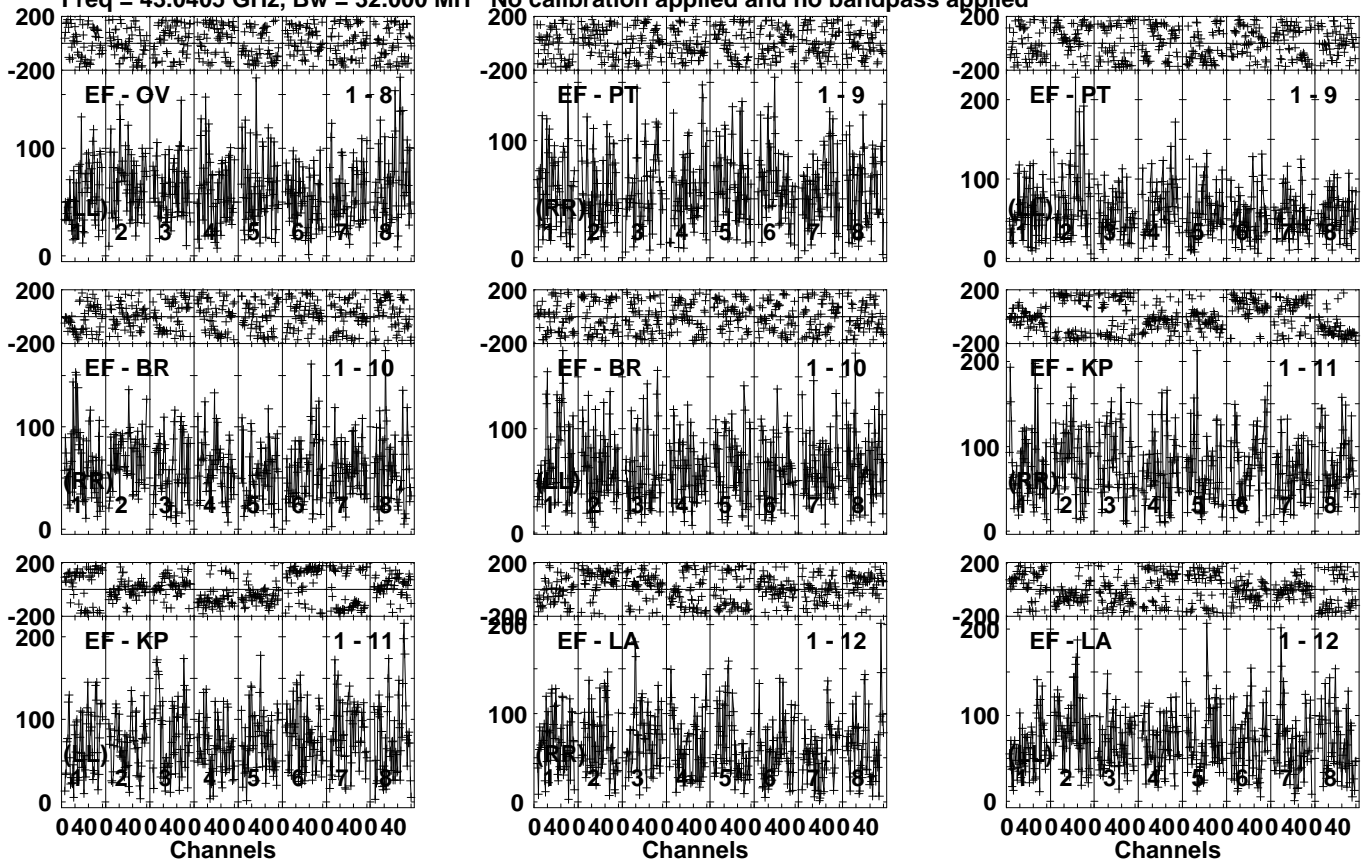
Lower frame: Micro Ampl Jy Top frame: Phas deg  
Vector averaged cross-power spectrum Several baselines displayed  
Timerange: 00/23:41:00 to 00/23:45:59

Plot file version 76 created 22-JUL-2021 03:04:02

M87 GK053.UVDATA.1

Freq = 43.0405 GHz, Bw = 32.000 MH

No calibration applied and no bandpass applied



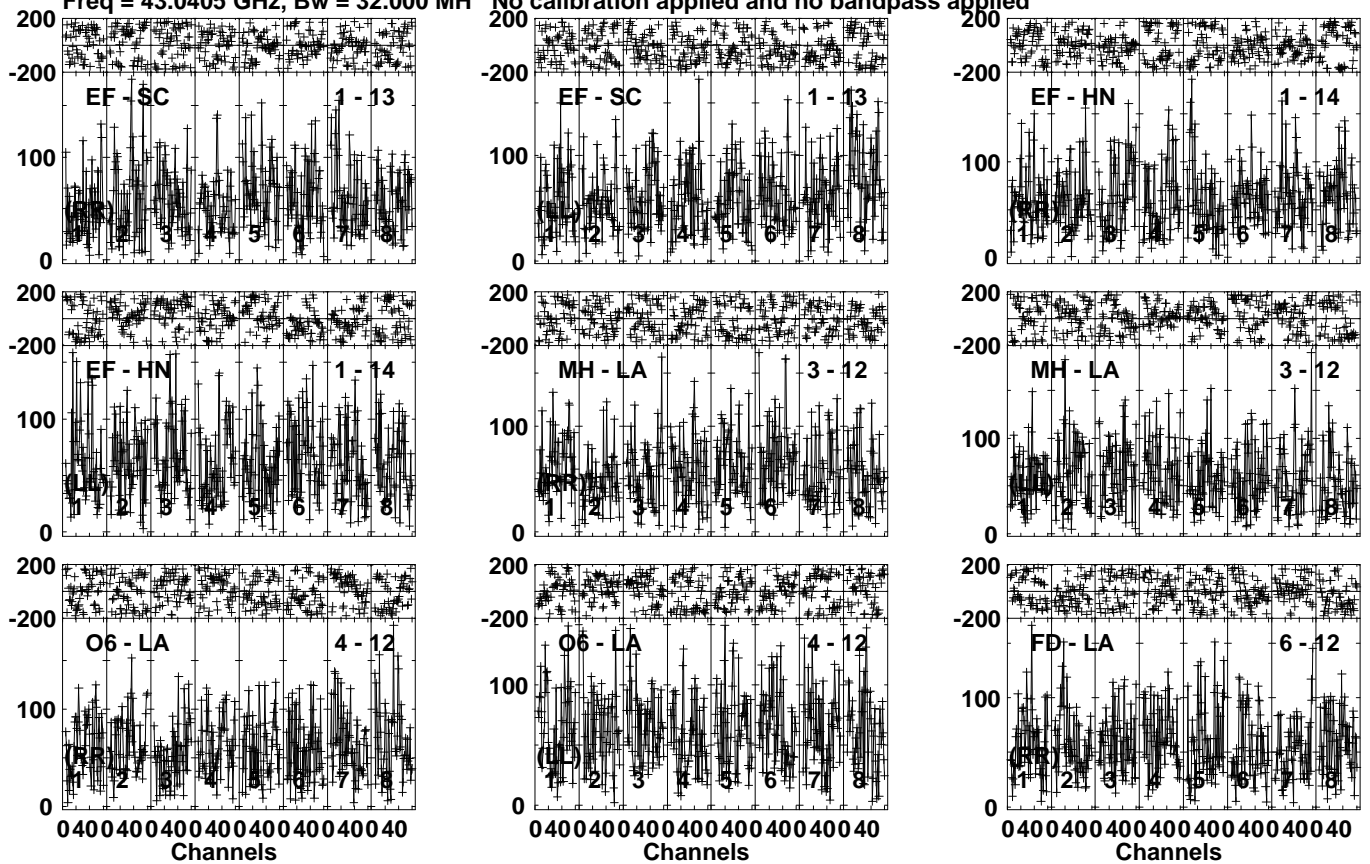
Lower frame: Micro Ampl Jy Top frame: Phas deg  
Vector averaged cross-power spectrum Several baselines displayed  
Timerange: 00/23:41:00 to 00/23:45:59

Plot file version 77 created 22-JUL-2021 03:04:03

M87 GK053.UVDATA.1

Freq = 43.0405 GHz, Bw = 32.000 MH

No calibration applied and no bandpass applied



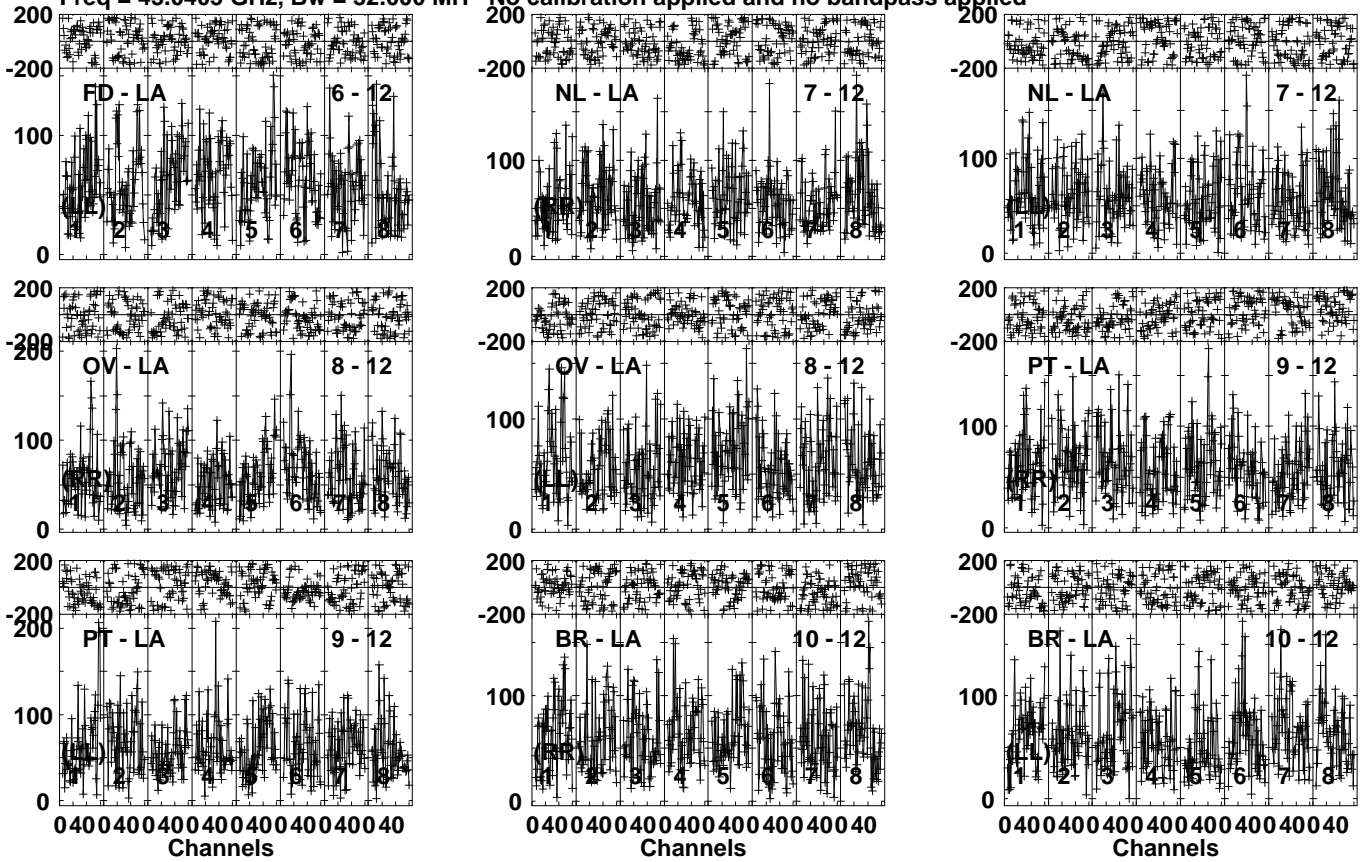
Lower frame: Micro Ampl Jy Top frame: Phas deg  
Vector averaged cross-power spectrum Several baselines displayed  
Timerange: 00/23:41:00 to 00/23:45:59

Plot file version 78 created 22-JUL-2021 03:04:04

M87 GK053.UVDATA.1

Freq = 43.0405 GHz, Bw = 32.000 MH

No calibration applied and no bandpass applied



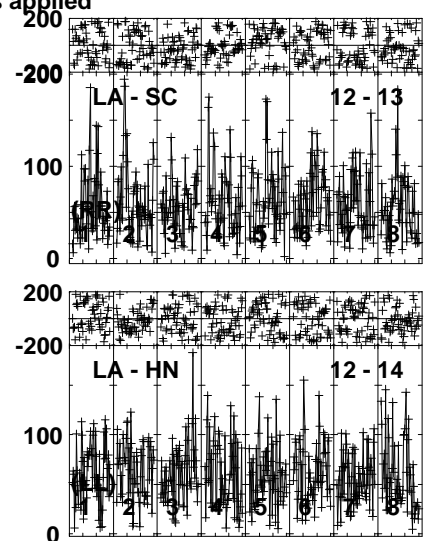
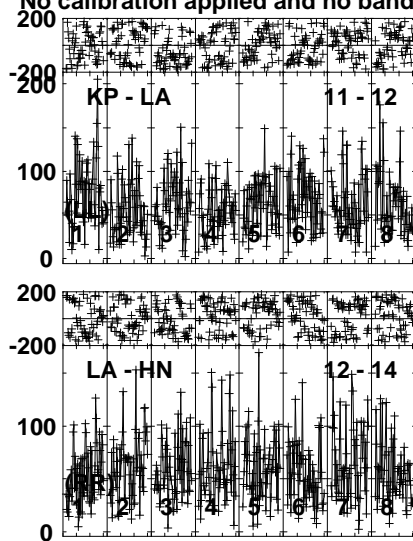
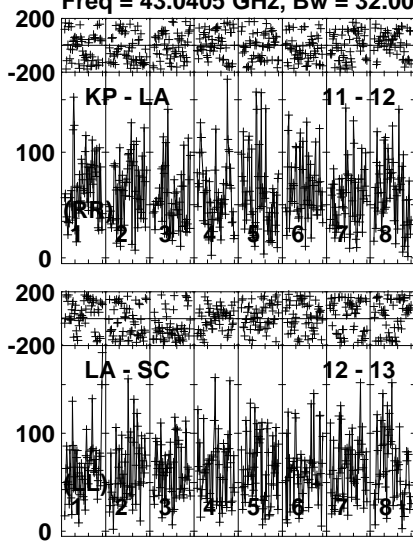
Lower frame: Micro Ampl Jy Top frame: Phas deg  
Vector averaged cross-power spectrum Several baselines displayed  
Timerange: 00/23:41:00 to 00/23:45:59

Plot file version 79 created 22-JUL-2021 03:04:05

M87 GK053.UVDATA.1

Freq = 43.0405 GHz, Bw = 32.000 MH

No calibration applied and no bandpass applied



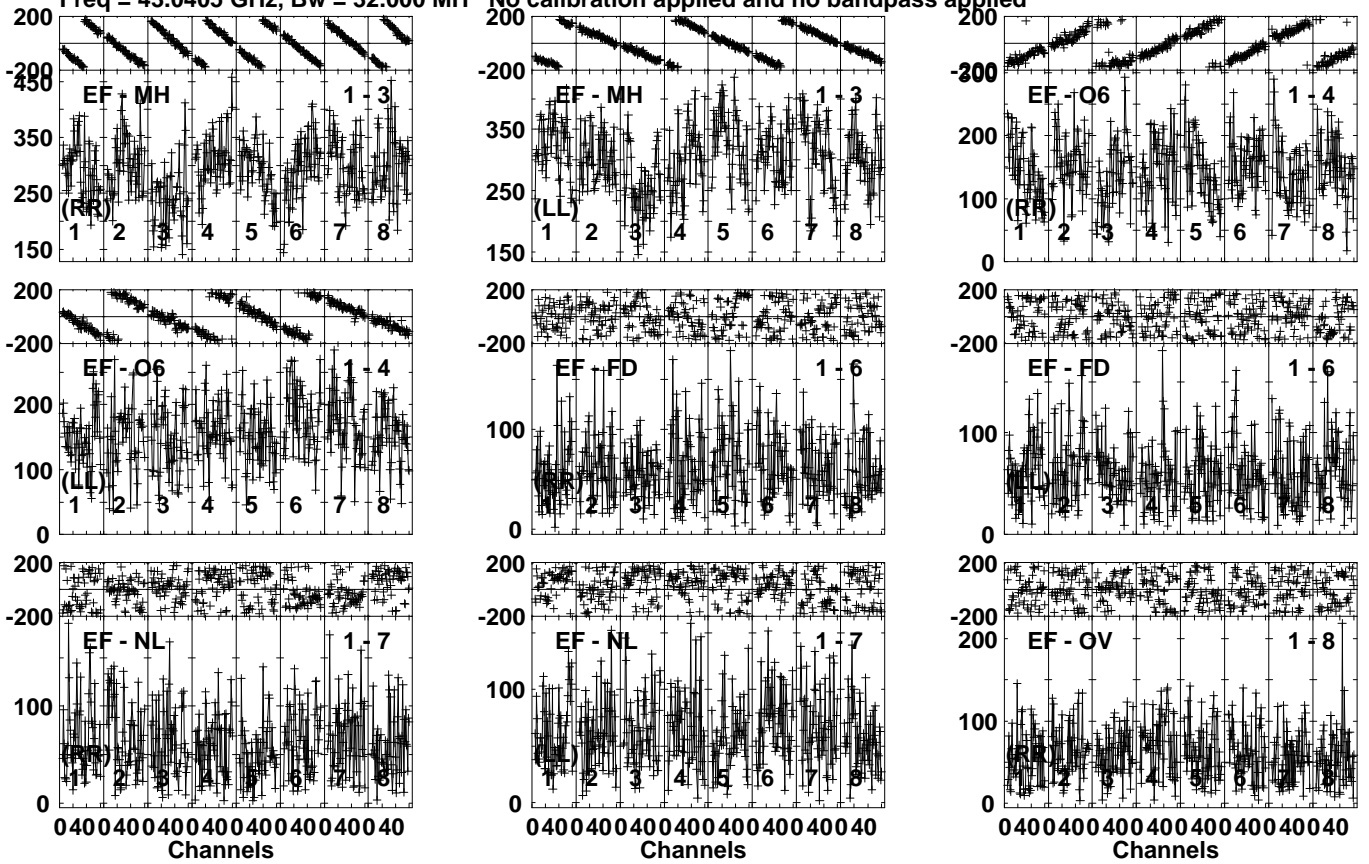
Lower frame: Micro Ampl Jy Top frame: Phas deg  
Vector averaged cross-power spectrum Several baselines displayed  
Timerange: 00/23:41:00 to 00/23:45:59

Plot file version 80 created 22-JUL-2021 03:04:06

M87 GK053.UVDATA.1

Freq = 43.0405 GHz, Bw = 32.000 MH

No calibration applied and no bandpass applied



Lower frame: Micro Ampl Jy Top frame: Phas deg  
Vector averaged cross-power spectrum Several baselines displayed  
Timerange: 00/23:47:00 to 00/23:51:59

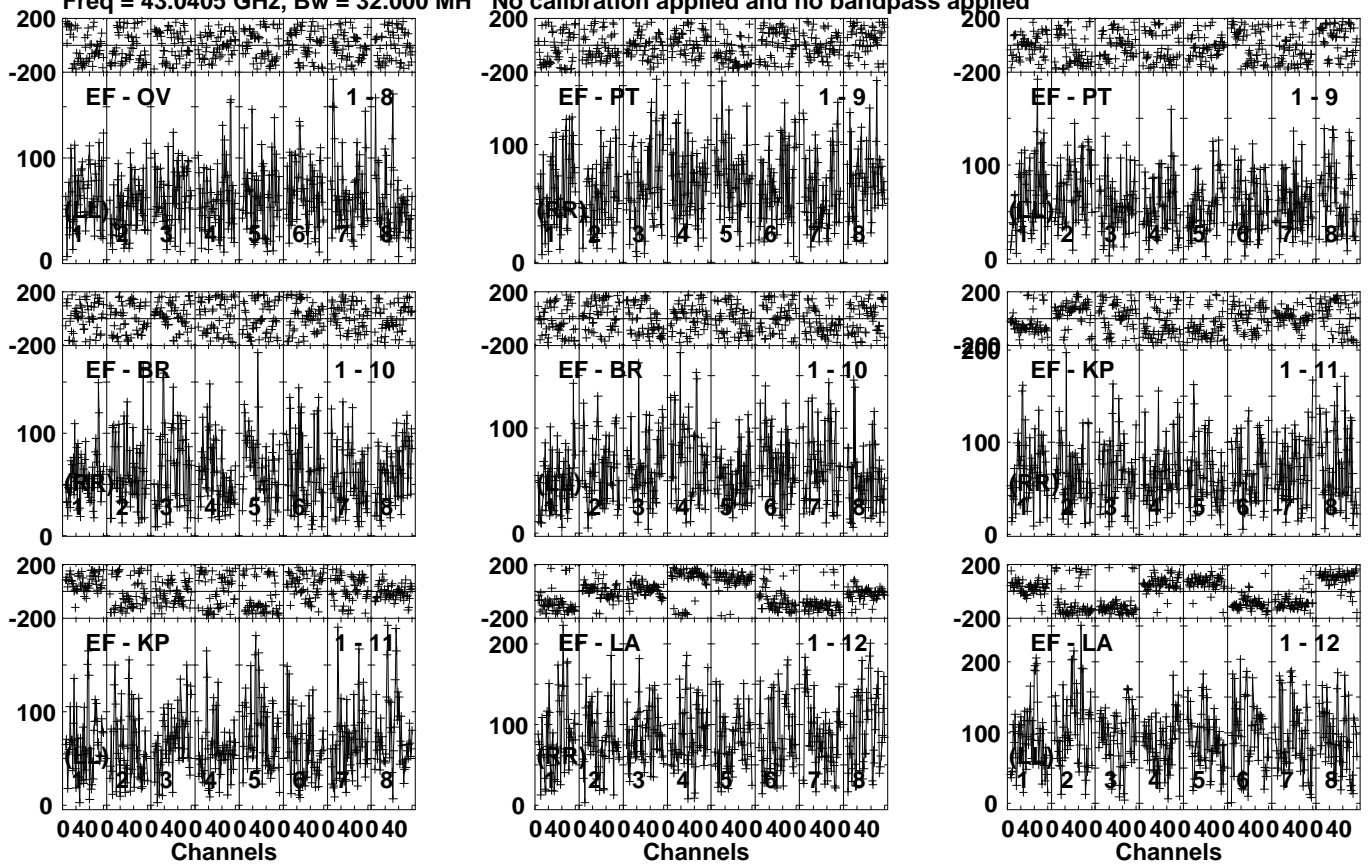


Plot file version 81 created 22-JUL-2021 03:04:07

M87 GK053.UVDATA.1

Freq = 43.0405 GHz, Bw = 32.000 MH

No calibration applied and no bandpass applied



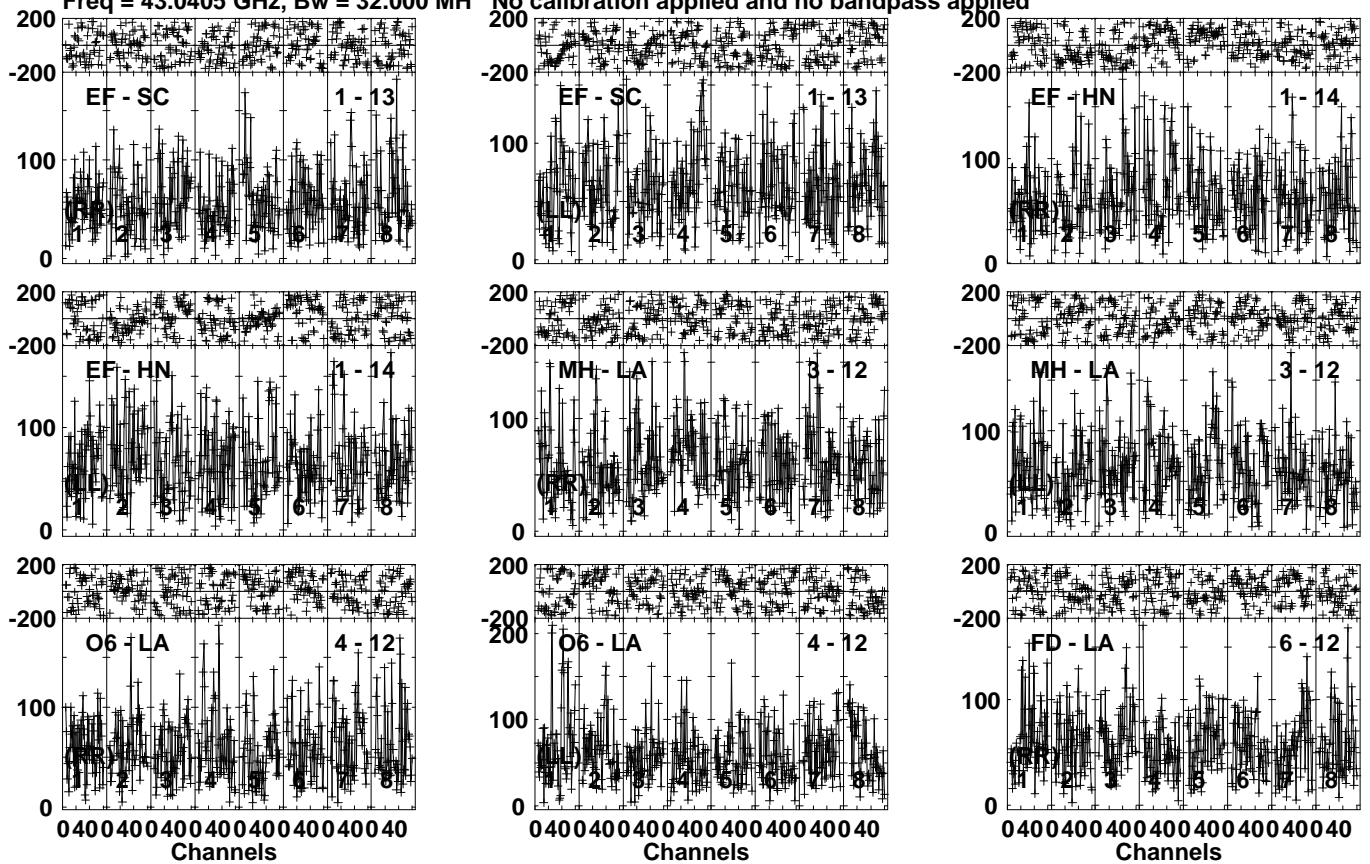
Lower frame: Micro Ampl Jy Top frame: Phas deg  
Vector averaged cross-power spectrum Several baselines displayed  
Timerange: 00/23:47:00 to 00/23:51:59

Plot file version 82 created 22-JUL-2021 03:04:07

M87 GK053.UVDATA.1

Freq = 43.0405 GHz, Bw = 32.000 MH

No calibration applied and no bandpass applied



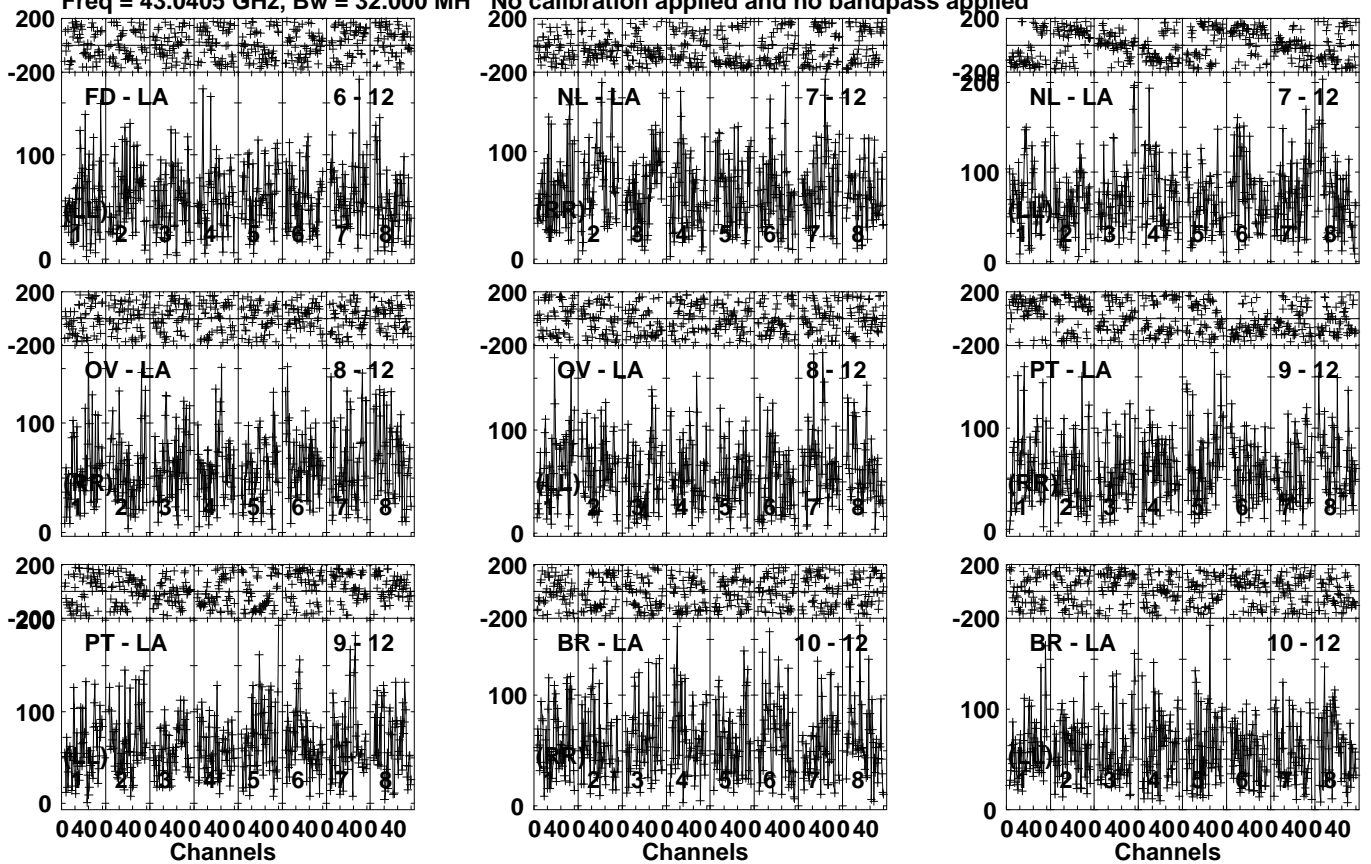
Lower frame: Micro Ampl Jy Top frame: Phas deg  
Vector averaged cross-power spectrum Several baselines displayed  
Timerange: 00/23:47:00 to 00/23:51:59

Plot file version 83 created 22-JUL-2021 03:04:08

M87 GK053.UVDATA.1

Freq = 43.0405 GHz, Bw = 32.000 MH

No calibration applied and no bandpass applied



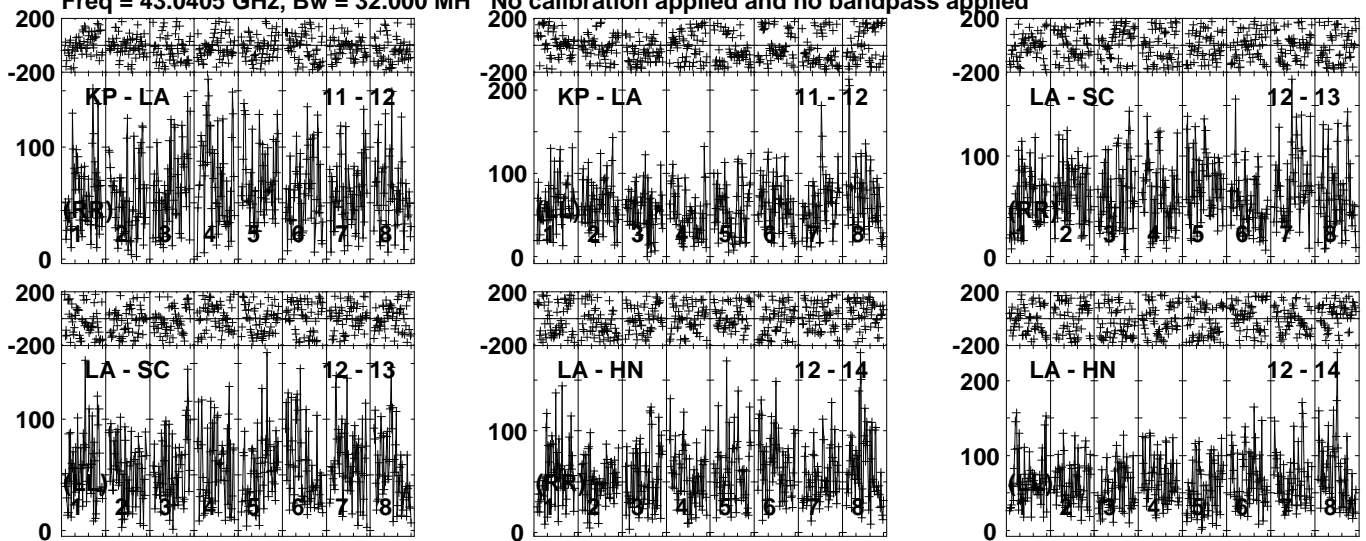
Lower frame: Micro Ampl Jy Top frame: Phas deg  
Vector averaged cross-power spectrum Several baselines displayed  
Timerange: 00/23:47:00 to 00/23:51:59

Plot file version 84 created 22-JUL-2021 03:04:09

M87 GK053.UVDATA.1

Freq = 43.0405 GHz, Bw = 32.000 MH

No calibration applied and no bandpass applied



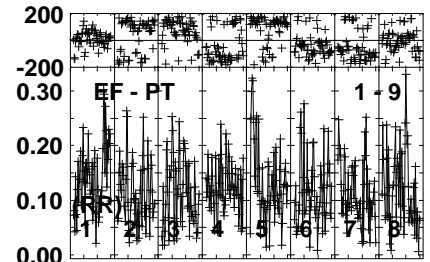
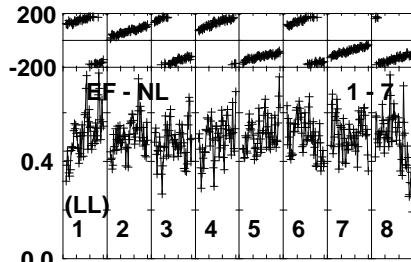
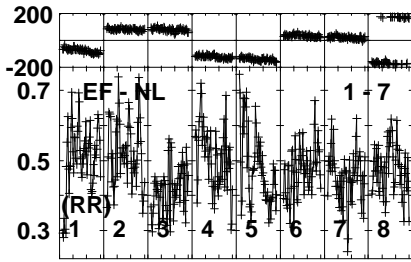
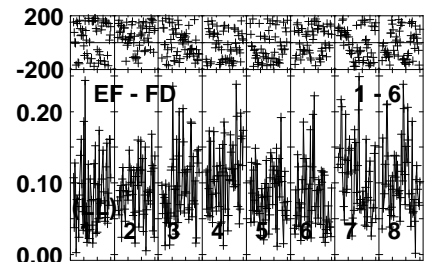
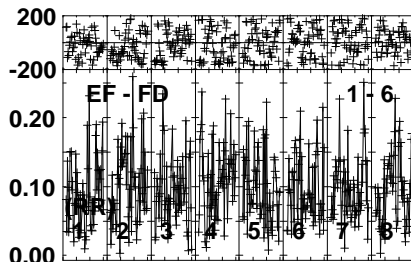
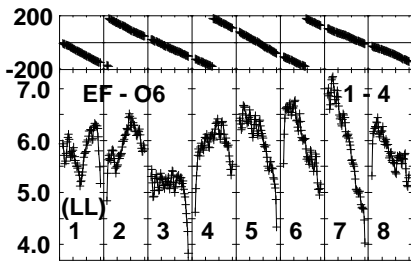
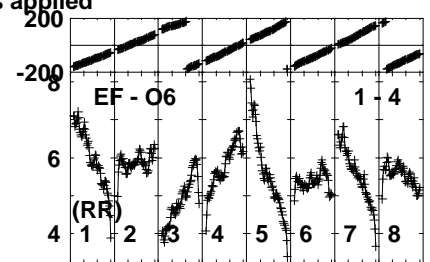
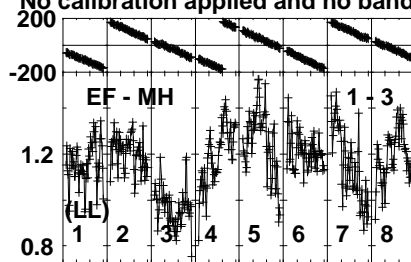
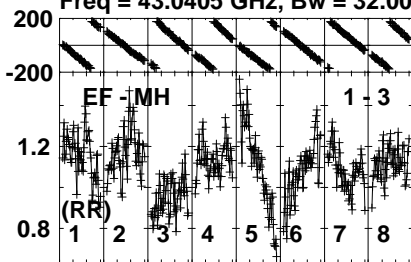
Lower frame: Micro Ampl Jy Top frame: Phas deg  
Vector averaged cross-power spectrum Several baselines displayed  
Timerange: 00/23:47:00 to 00/23:51:59

Plot file version 85 created 22-JUL-2021 03:04:10

3C273 GK053.UVDATA.1

Freq = 43.0405 GHz, Bw = 32.000 MH

No calibration applied and no bandpass applied



040040040040040040040040  
Channels

040040040040040040040040  
Channels

040040040040040040040040  
Channels

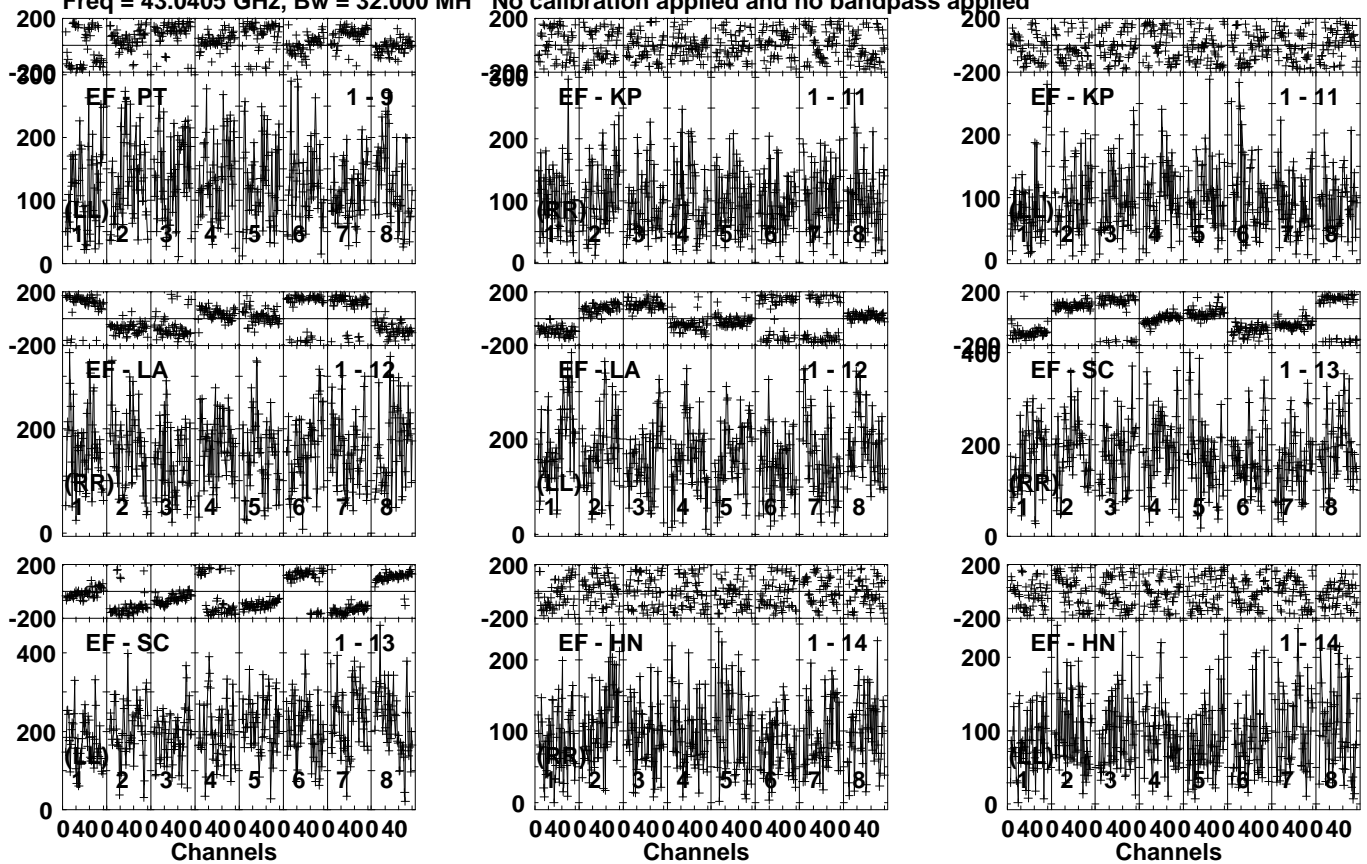
Lower frame: Milli Ampl Jy Top frame: Phas deg  
Vector averaged cross-power spectrum Several baselines displayed  
Timerange: 00/23:57:00 to 00/23:58:59

Plot file version 86 created 22-JUL-2021 03:04:10

3C273 GK053.UVDATA.1

Freq = 43.0405 GHz, Bw = 32.000 MH

No calibration applied and no bandpass applied



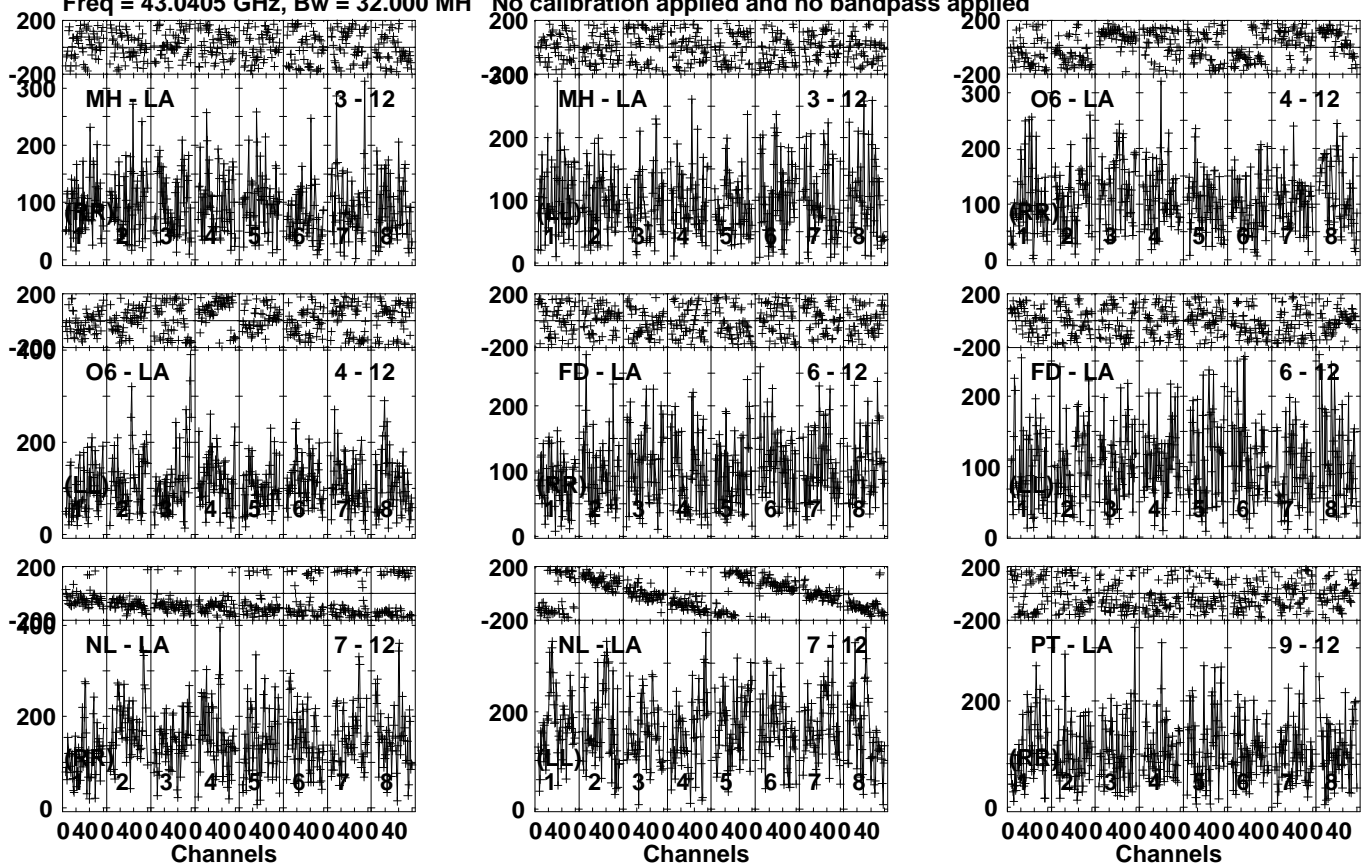
Lower frame: Micro Ampl Jy Top frame: Phas deg  
Vector averaged cross-power spectrum Several baselines displayed  
Timerange: 00/23:57:00 to 00/23:58:59

Plot file version 87 created 22-JUL-2021 03:04:11

3C273 GK053.UVDATA.1

Freq = 43.0405 GHz, Bw = 32.000 MH

No calibration applied and no bandpass applied

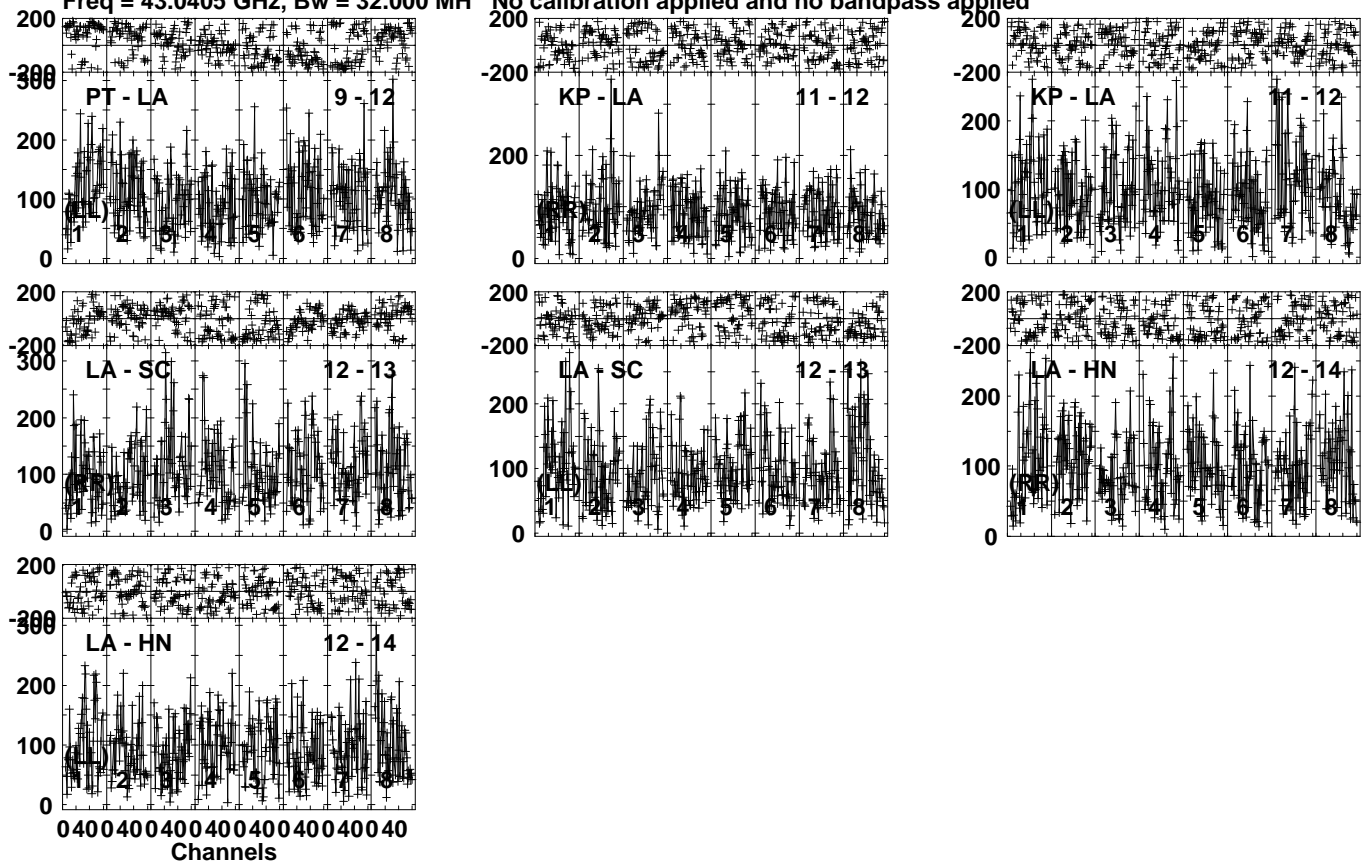


Lower frame: Micro Ampl Jy Top frame: Phas deg  
Vector averaged cross-power spectrum Several baselines displayed  
Timerange: 00/23:57:00 to 00/23:58:59

Plot file version 88 created 22-JUL-2021 03:04:12

3C273 GK053.UVDATA.1

Freq = 43.0405 GHz, Bw = 32.000 MH No calibration applied and no bandpass applied



Lower frame: Micro Ampl Jy Top frame: Phas deg  
Vector averaged cross-power spectrum Several baselines displayed  
Timerange: 00/23:57:00 to 00/23:58:59

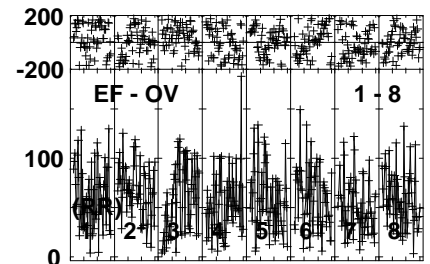
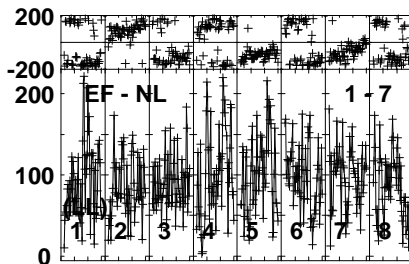
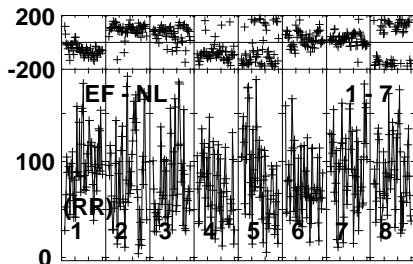
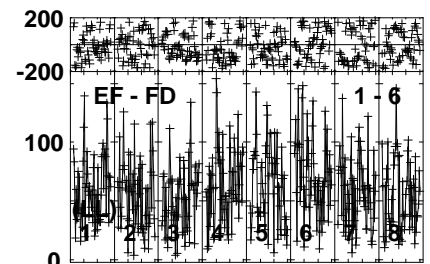
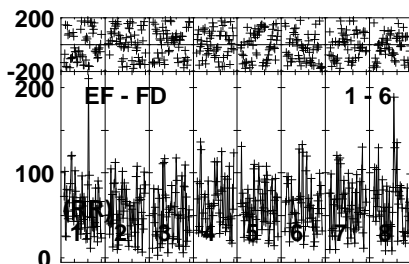
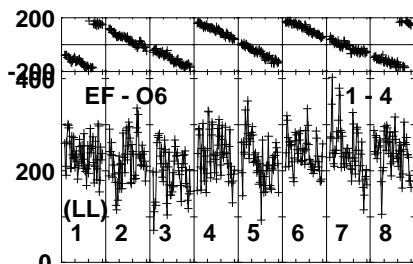
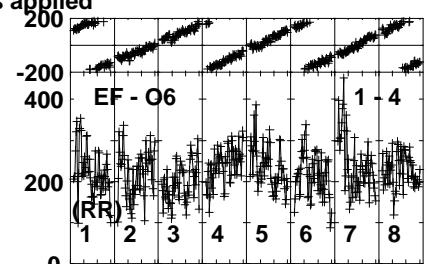
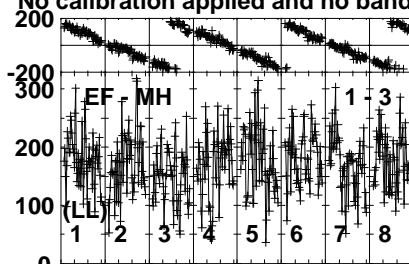
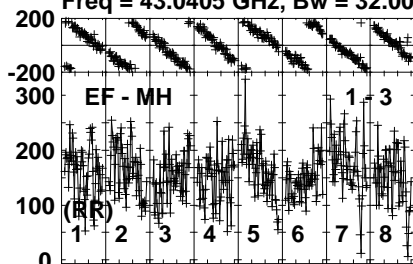


Plot file version 89 created 22-JUL-2021 03:04:14

M87 GK053.UVDATA.1

Freq = 43.0405 GHz, Bw = 32.000 MH

No calibration applied and no bandpass applied



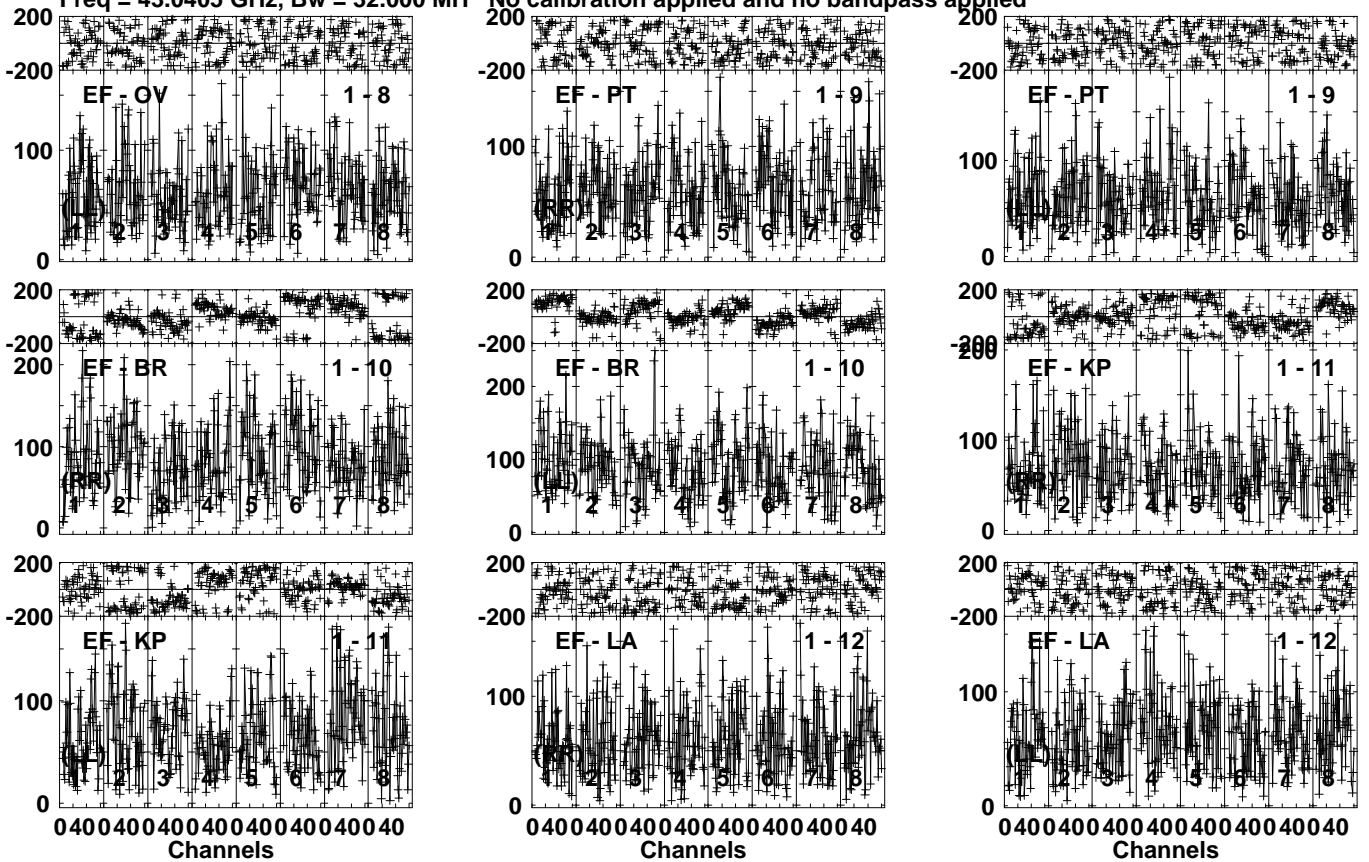
Lower frame: Micro Ampl Jy Top frame: Phas deg  
Vector averaged cross-power spectrum Several baselines displayed  
Timerange: 01/00:01:01 to 01/00:06:00

Plot file version 90 created 22-JUL-2021 03:04:14

M87 GK053.UVDATA.1

Freq = 43.0405 GHz, Bw = 32.000 MH

No calibration applied and no bandpass applied



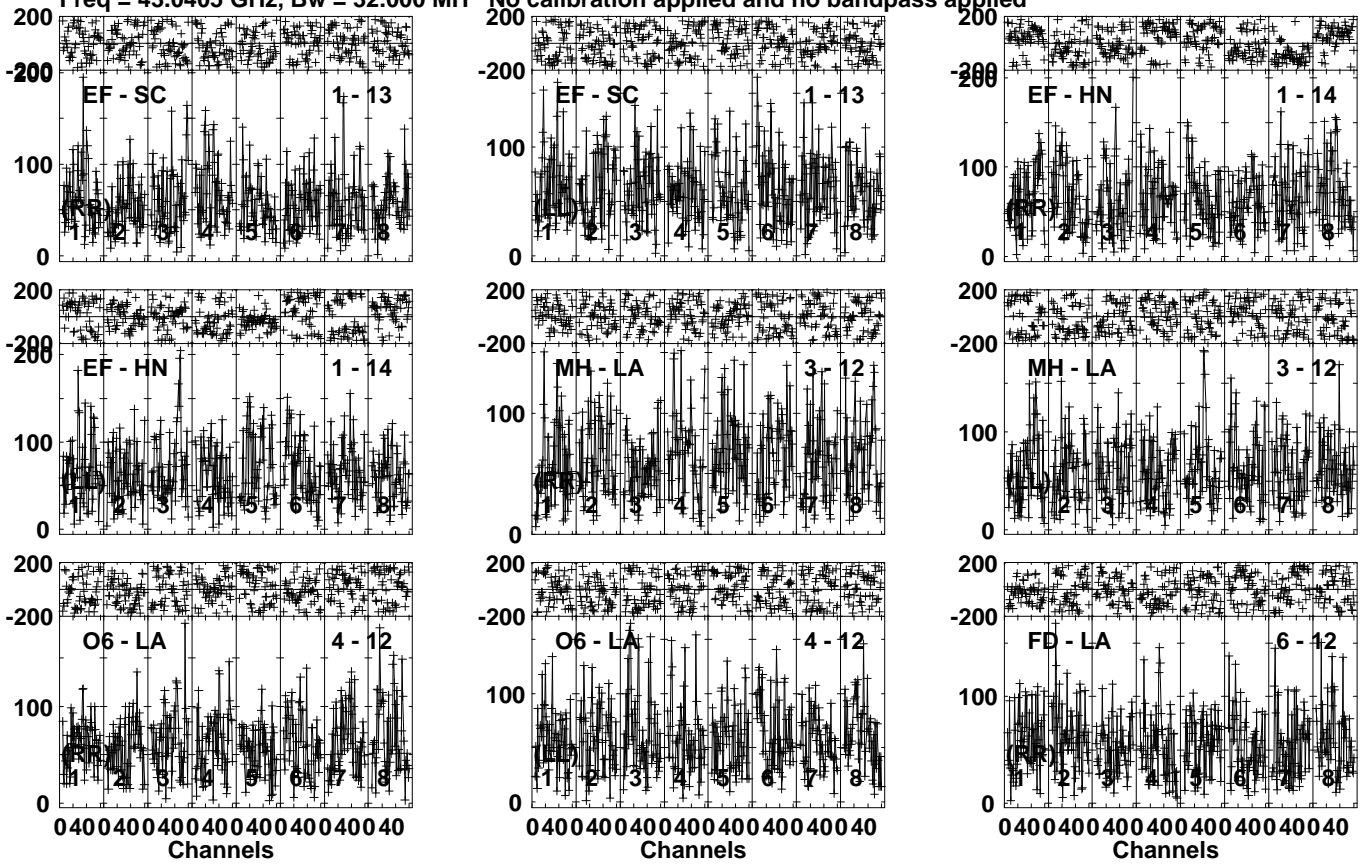
Lower frame: Micro Ampl Jy Top frame: Phas deg  
Vector averaged cross-power spectrum Several baselines displayed  
Timerange: 01/00:01:01 to 01/00:06:00

Plot file version 91 created 22-JUL-2021 03:04:15

M87 GK053.UVDATA.1

Freq = 43.0405 GHz, Bw = 32.000 MH

No calibration applied and no bandpass applied



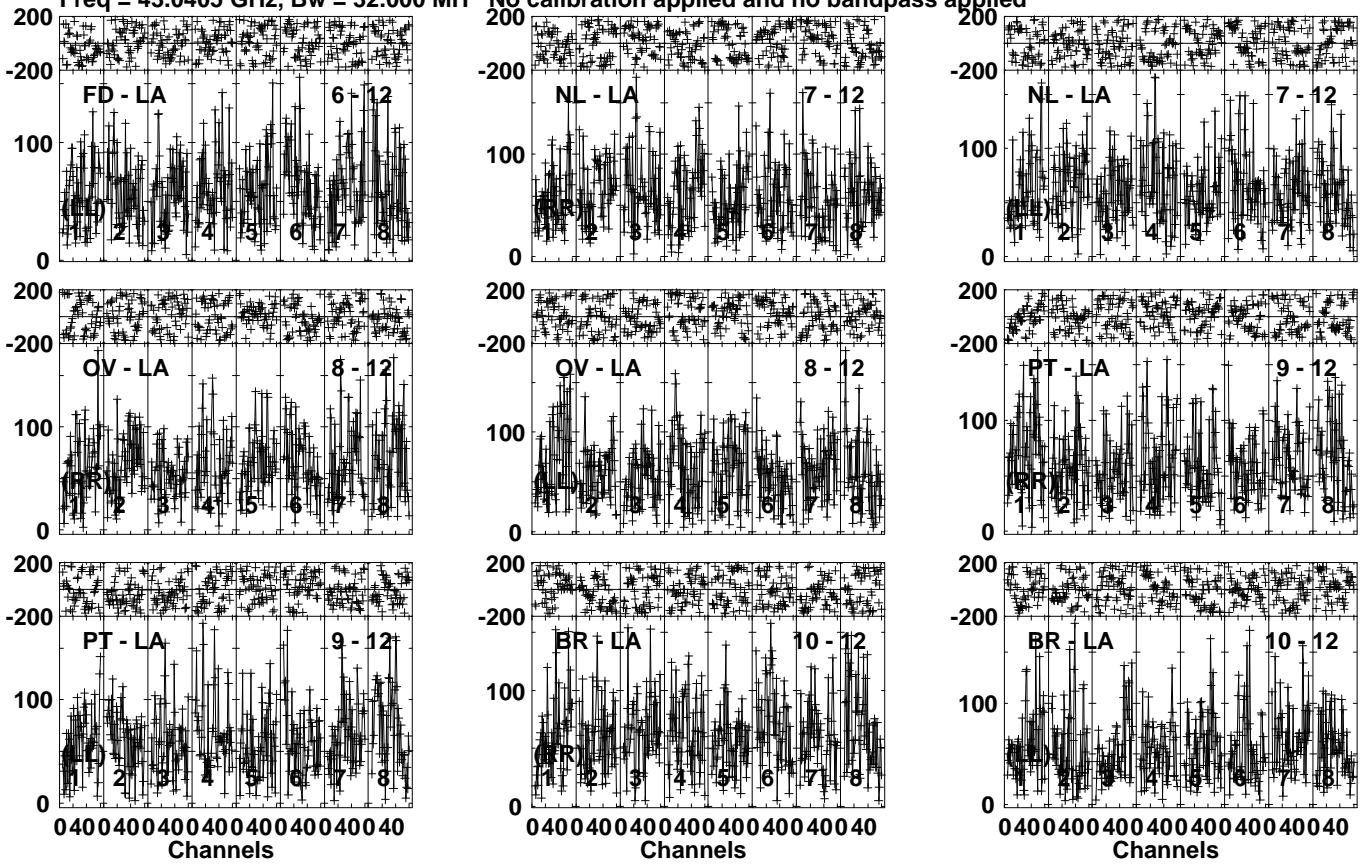
Lower frame: Micro Ampl Jy Top frame: Phas deg  
Vector averaged cross-power spectrum Several baselines displayed  
Timerange: 01/00:01:01 to 01/00:06:00

Plot file version 92 created 22-JUL-2021 03:04:16

M87 GK053.UVDATA.1

Freq = 43.0405 GHz, Bw = 32.000 MH

No calibration applied and no bandpass applied

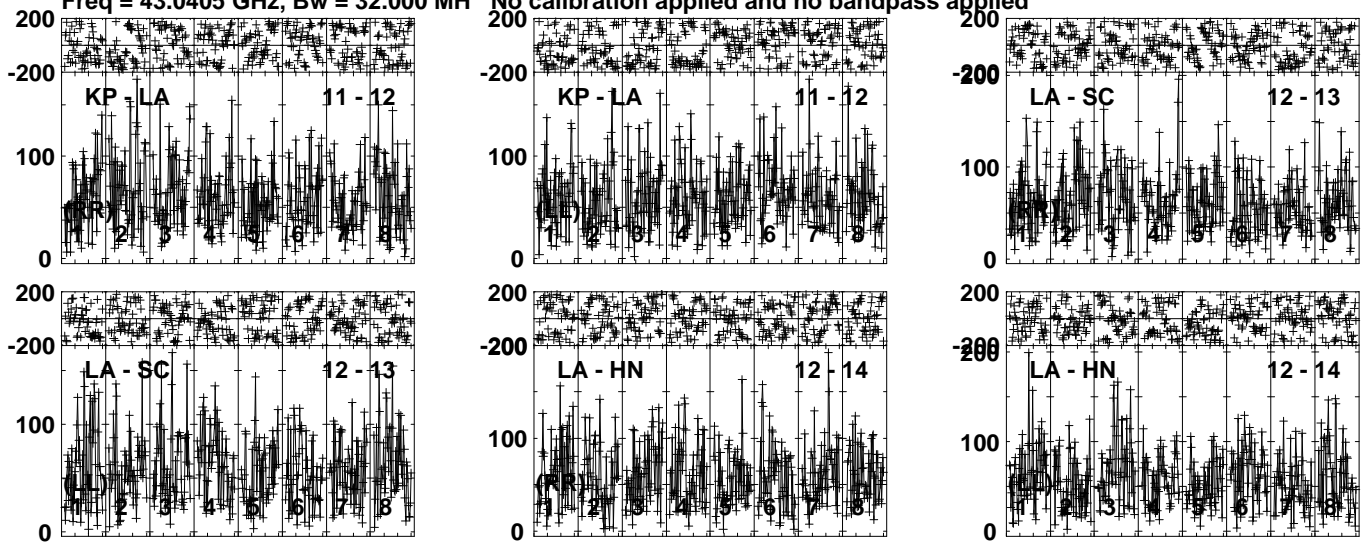


Lower frame: Micro Ampl Jy Top frame: Phas deg  
Vector averaged cross-power spectrum Several baselines displayed  
Timerange: 01/00:01:01 to 01/00:06:00

Plot file version 93 created 22-JUL-2021 03:04:17

M87 GK053.UVDATA.1

Freq = 43.0405 GHz, Bw = 32.000 MH No calibration applied and no bandpass applied



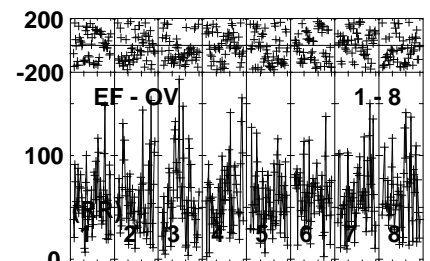
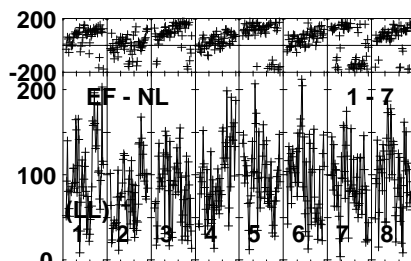
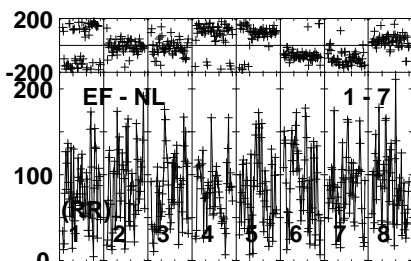
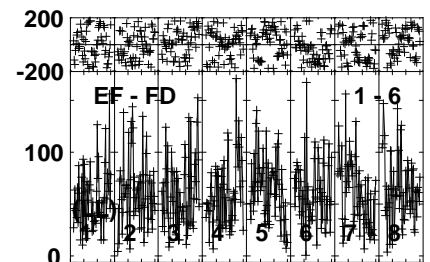
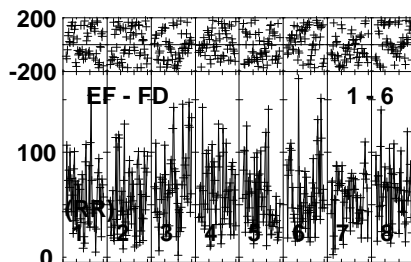
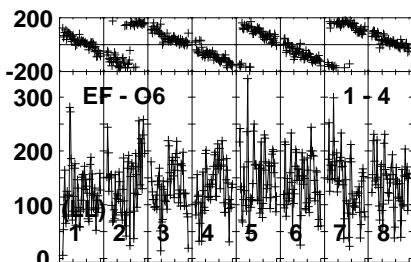
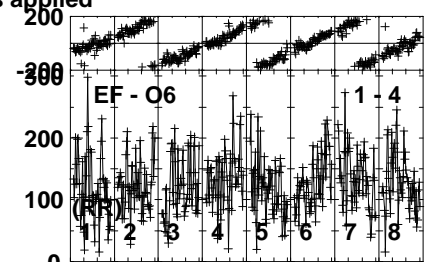
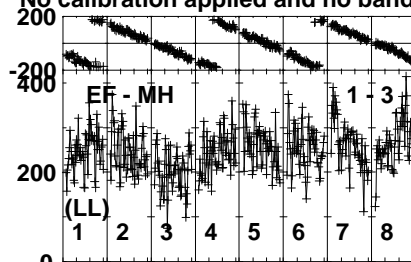
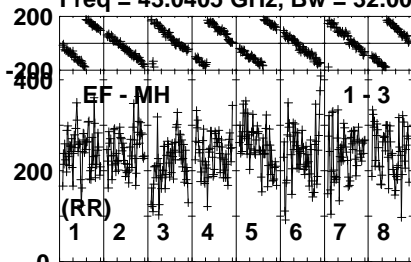
Lower frame: Micro Ampl Jy Top frame: Phas deg  
Vector averaged cross-power spectrum Several baselines displayed  
Timerange: 01/00:01:01 to 01/00:06:00

Plot file version 94 created 22-JUL-2021 03:04:18

M87 GK053.UVDATA.1

Freq = 43.0405 GHz, Bw = 32.000 MH

No calibration applied and no bandpass applied



040040040040040040040040040040  
Channels

040040040040040040040040040040  
Channels

040040040040040040040040040040  
Channels

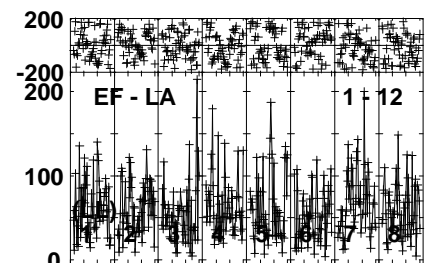
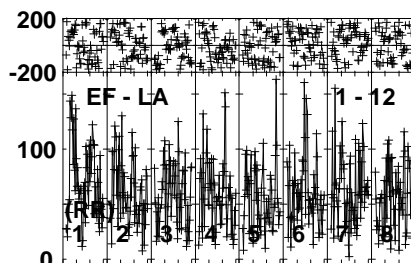
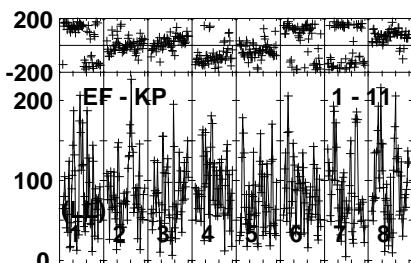
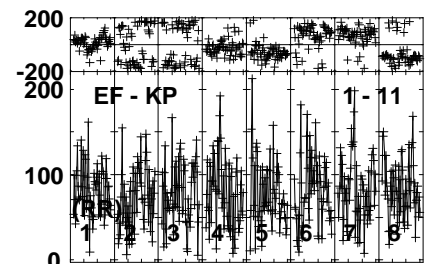
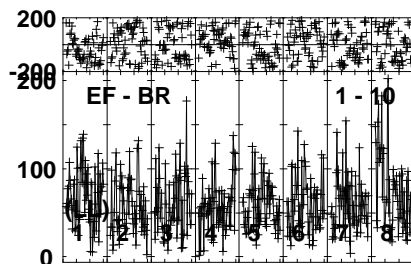
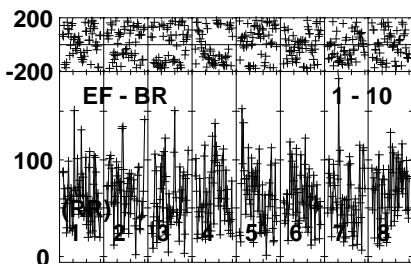
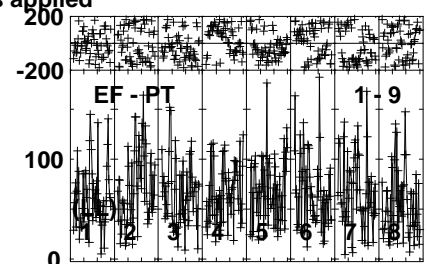
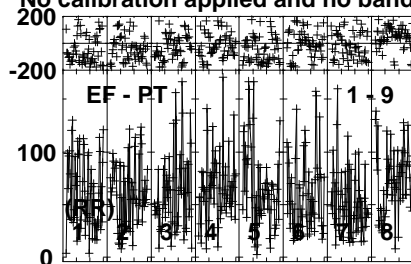
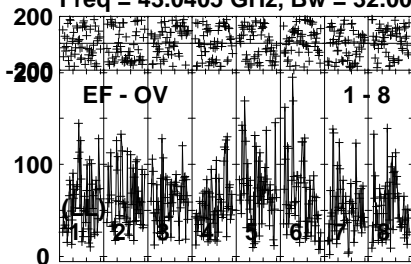
Lower frame: Micro Ampl Jy Top frame: Phas deg  
Vector averaged cross-power spectrum Several baselines displayed  
Timerange: 01/00:07:00 to 01/00:12:00

Plot file version 95 created 22-JUL-2021 03:04:19

M87 GK053.UVDATA.1

Freq = 43.0405 GHz, Bw = 32.000 MH

No calibration applied and no bandpass applied

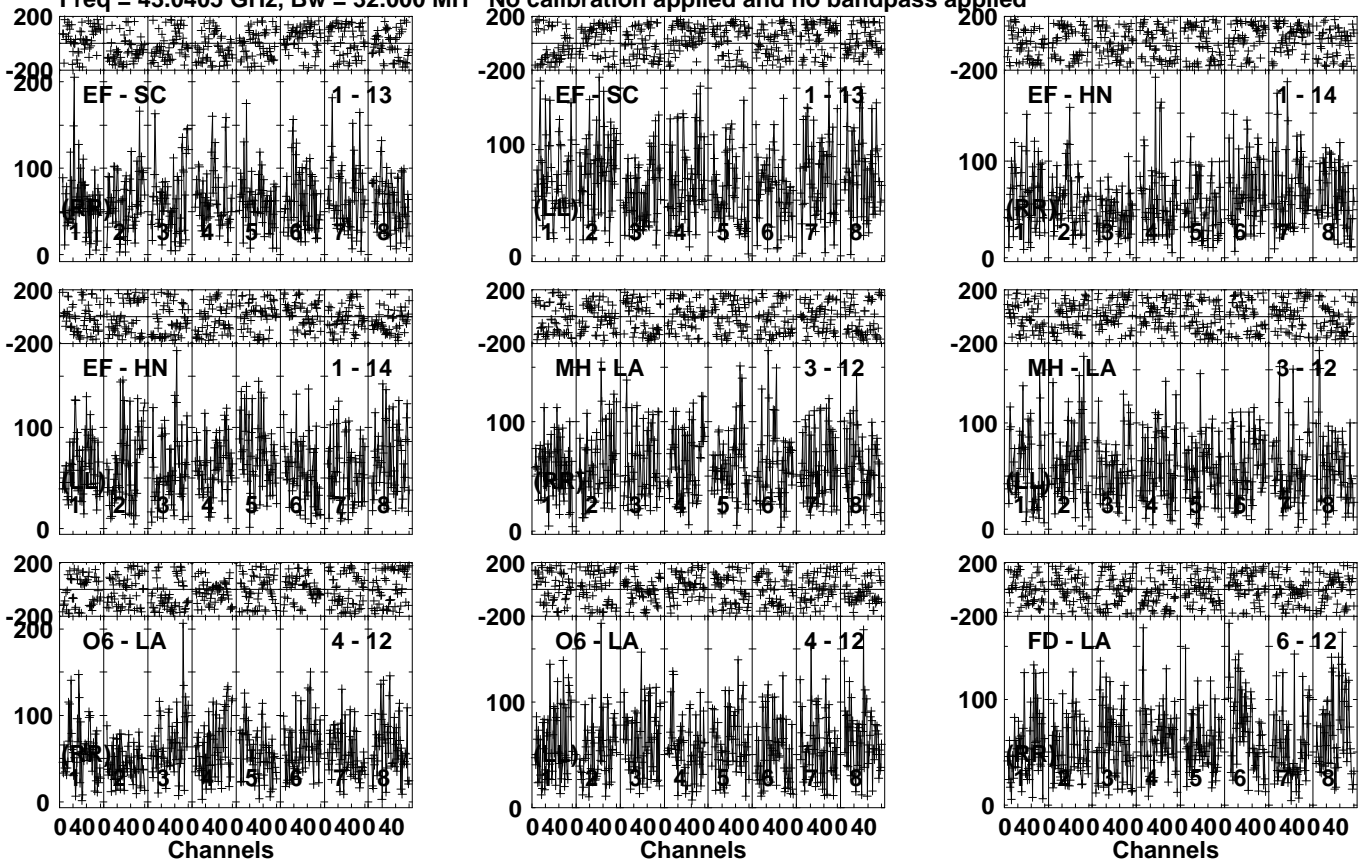


Lower frame: Micro Ampl Jy Top frame: Phas deg  
Vector averaged cross-power spectrum Several baselines displayed  
Timerange: 01/00:07:00 to 01/00:12:00

Plot file version 96 created 22-JUL-2021 03:04:19

M87 GK053.UVDATA.1

Freq = 43.0405 GHz, Bw = 32.000 MH No calibration applied and no bandpass applied



Lower frame: Micro Ampl Jy Top frame: Phas deg  
Vector averaged cross-power spectrum Several baselines displayed  
Timerange: 01/00:07:00 to 01/00:12:00

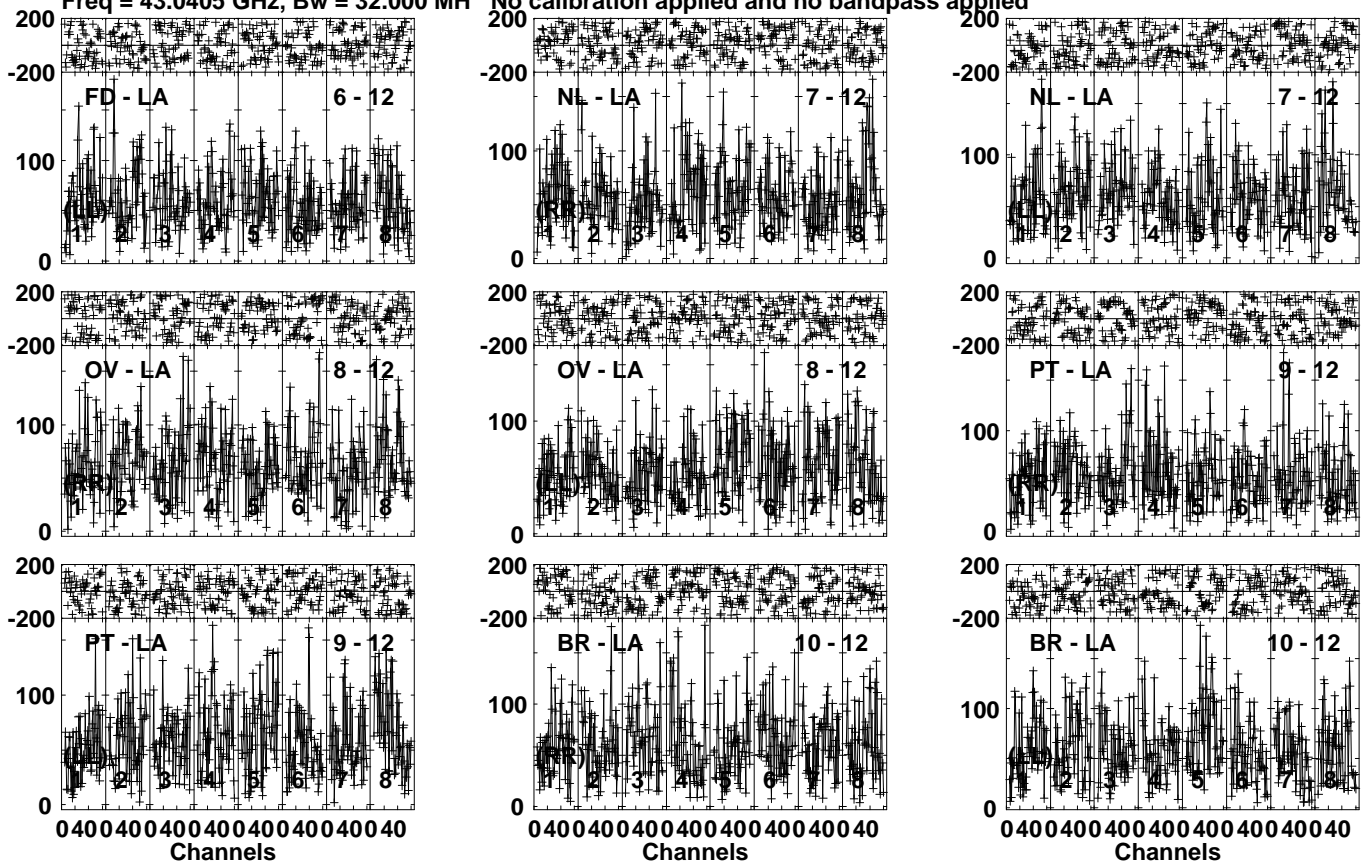


Plot file version 97 created 22-JUL-2021 03:04:20

M87 GK053.UVDATA.1

Freq = 43.0405 GHz, Bw = 32.000 MH

No calibration applied and no bandpass applied



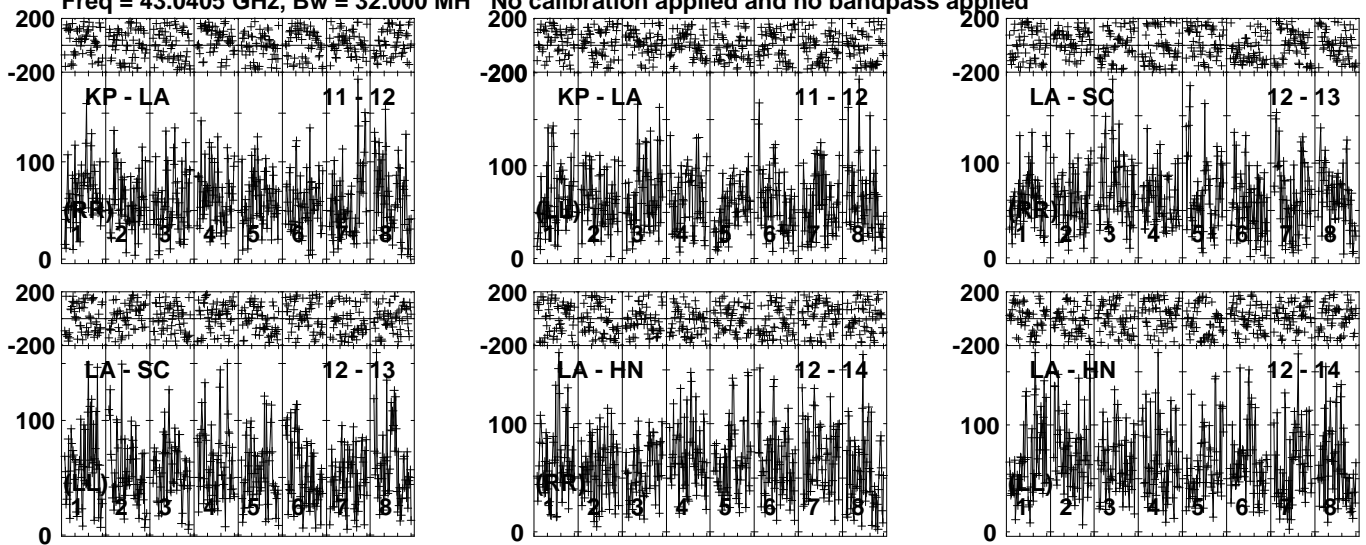
Lower frame: Micro Ampl Jy Top frame: Phas deg  
Vector averaged cross-power spectrum Several baselines displayed  
Timerange: 01/00:07:00 to 01/00:12:00

Plot file version 98 created 22-JUL-2021 03:04:20

M87 GK053.UVDATA.1

Freq = 43.0405 GHz, Bw = 32.000 MH

No calibration applied and no bandpass applied



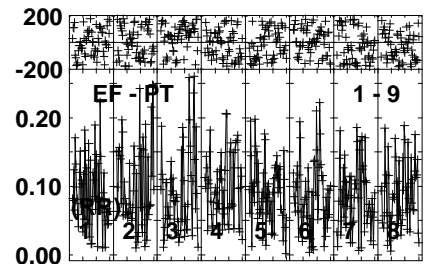
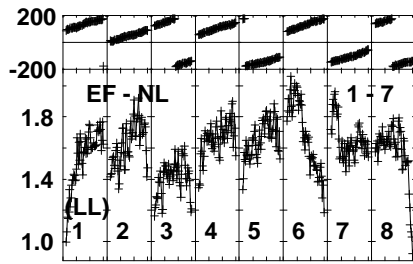
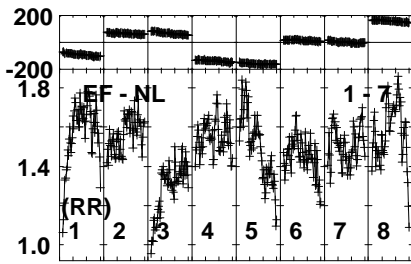
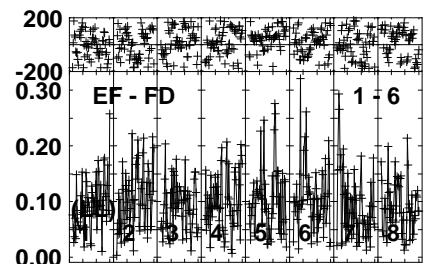
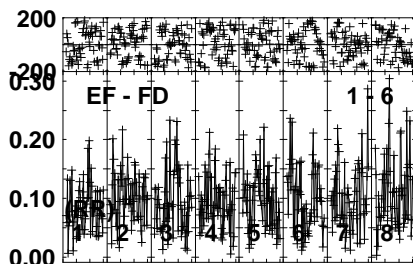
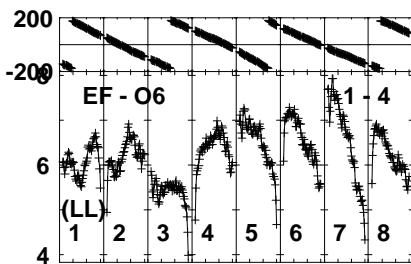
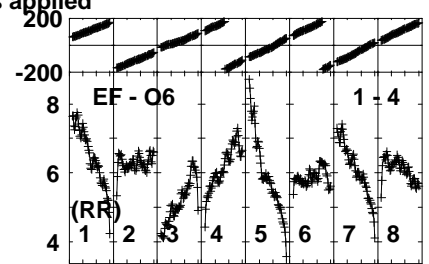
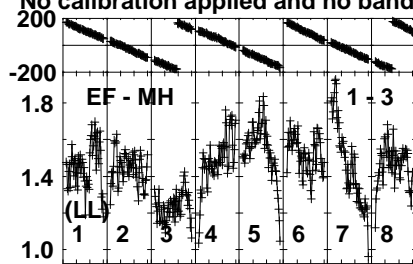
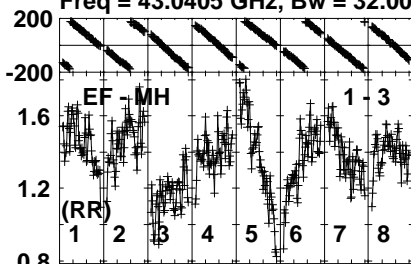
Lower frame: Micro Ampl Jy Top frame: Phas deg  
Vector averaged cross-power spectrum Several baselines displayed  
Timerange: 01/00:07:00 to 01/00:12:00

Plot file version 99 created 22-JUL-2021 03:04:22

3C279 GK053.UVDATA.1

Freq = 43.0405 GHz, Bw = 32.000 MH

No calibration applied and no bandpass applied



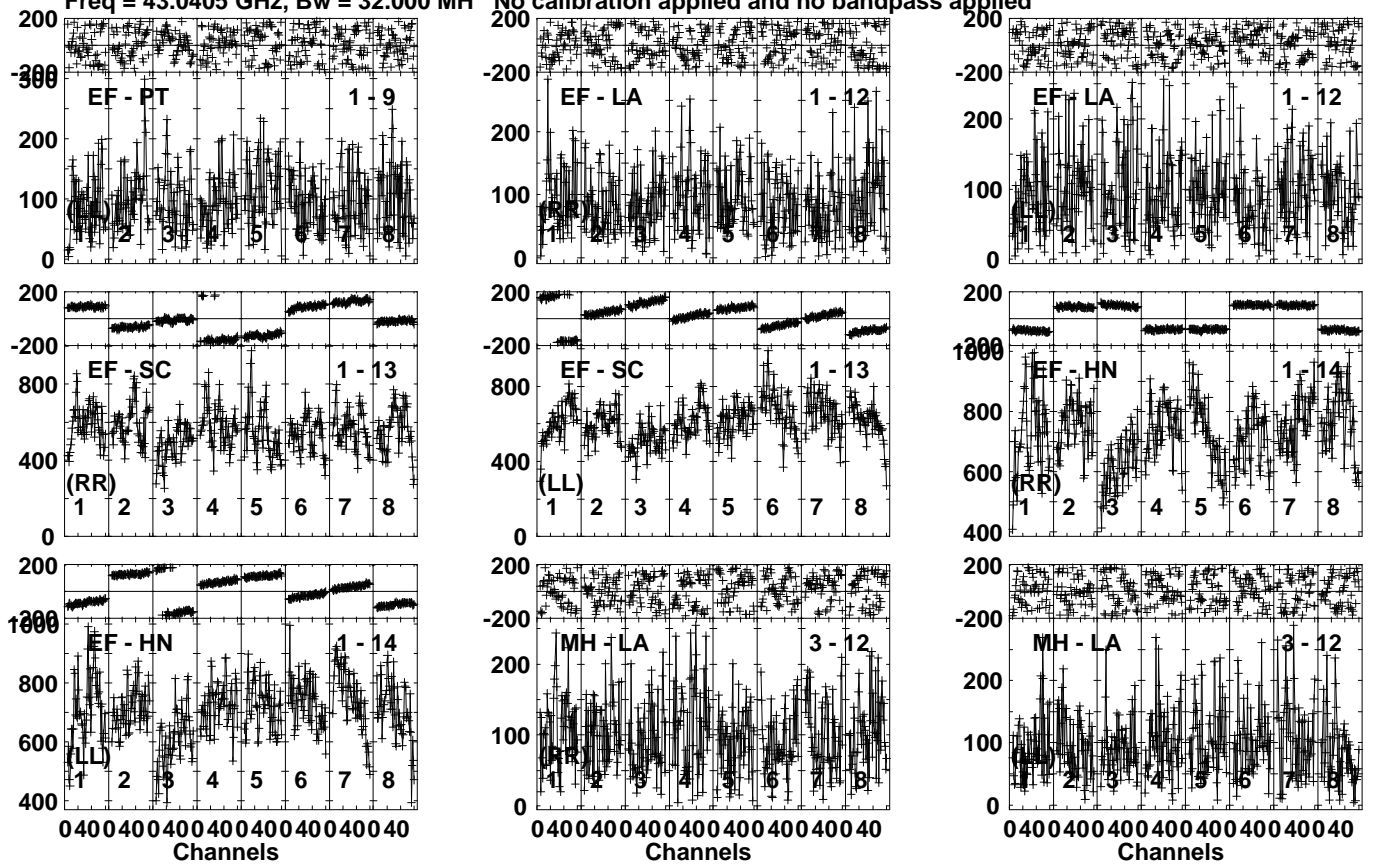
Lower frame: Milli Ampl Jy Top frame: Phas deg  
Vector averaged cross-power spectrum Several baselines displayed  
Timerange: 01/00:17:01 to 01/00:18:59

Plot file version 100 created 22-JUL-2021 03:04:23

3C279 GK053.UVDATA.1

Freq = 43.0405 GHz, Bw = 32.000 MH

No calibration applied and no bandpass applied



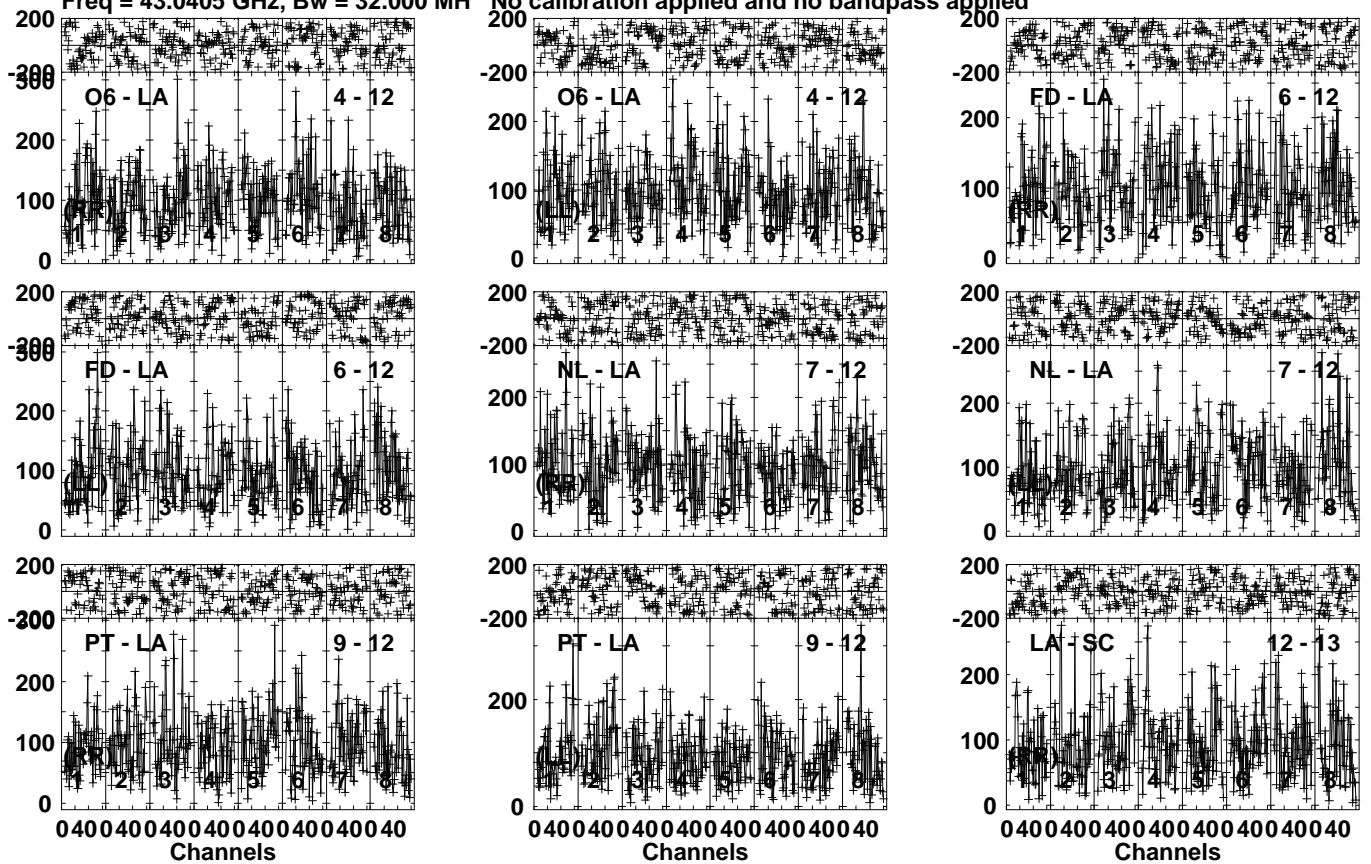
Lower frame: Micro Ampl Jy Top frame: Phas deg  
Vector averaged cross-power spectrum Several baselines displayed  
Timerange: 01/00:17:01 to 01/00:18:59

Plot file version 101 created 22-JUL-2021 03:04:24

3C279 GK053.UVDATA.1

Freq = 43.0405 GHz, Bw = 32.000 MH

No calibration applied and no bandpass applied



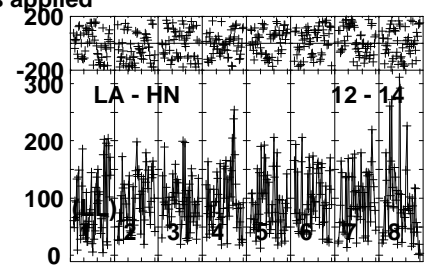
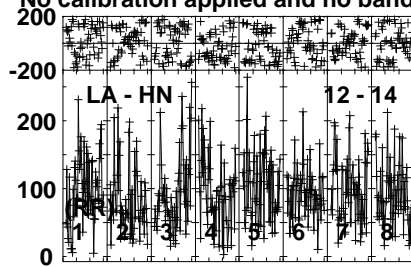
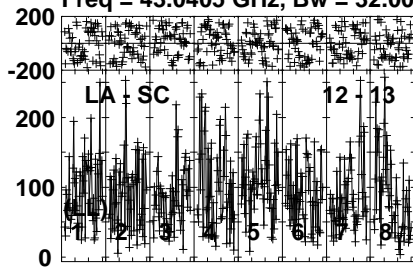
Lower frame: Micro Ampl Jy Top frame: Phas deg  
Vector averaged cross-power spectrum Several baselines displayed  
Timerange: 01/00:17:01 to 01/00:18:59

Plot file version 102 created 22-JUL-2021 03:04:25

3C279 GK053.UVDATA.1

Freq = 43.0405 GHz, Bw = 32.000 MH

No calibration applied and no bandpass applied



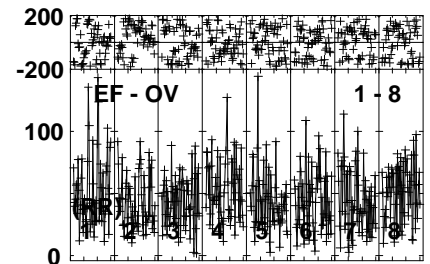
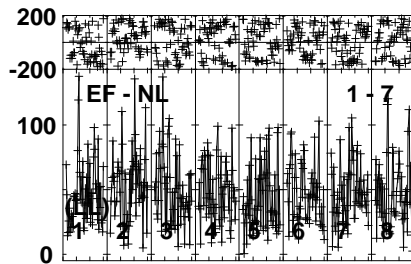
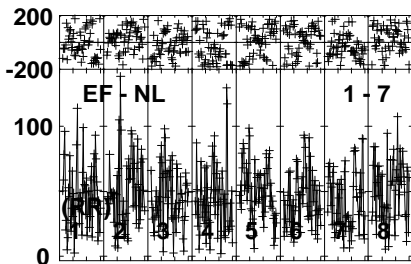
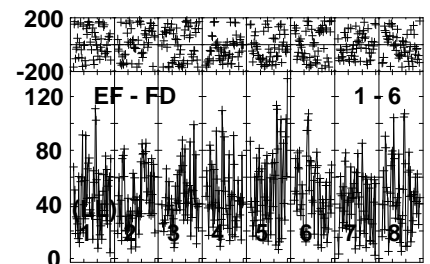
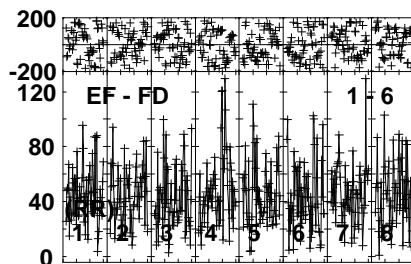
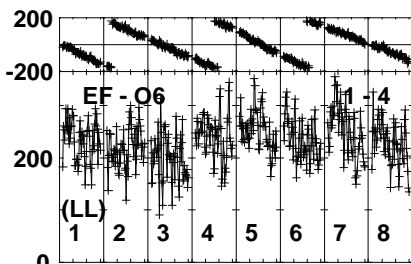
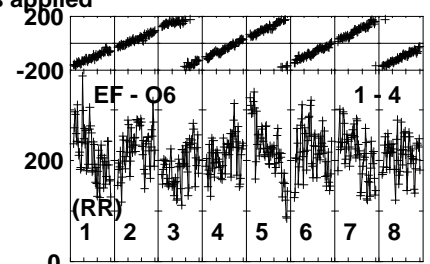
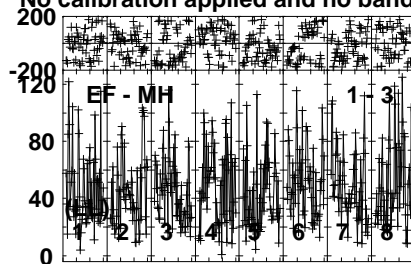
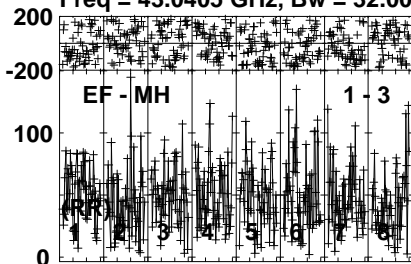
Lower frame: Micro Ampl Jy Top frame: Phas deg  
Vector averaged cross-power spectrum Several baselines displayed  
Timerange: 01/00:17:01 to 01/00:18:59

Plot file version 103 created 22-JUL-2021 03:04:26

M87 GK053.UVDATA.1

Freq = 43.0405 GHz, Bw = 32.000 MH

No calibration applied and no bandpass applied



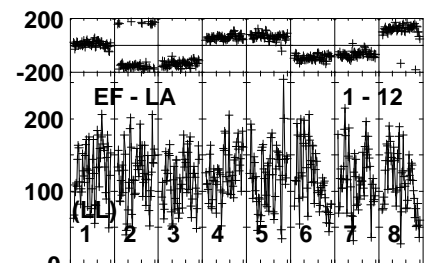
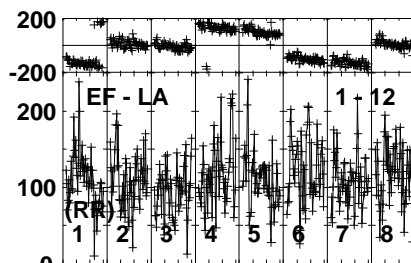
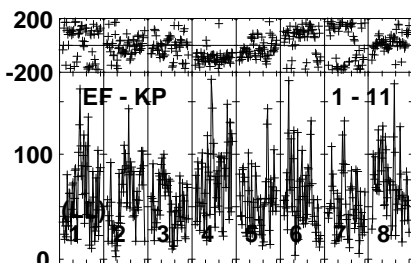
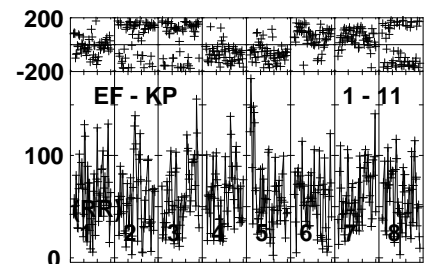
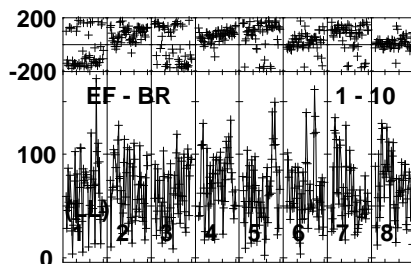
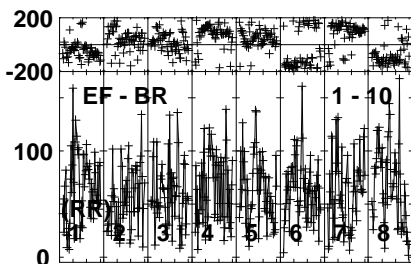
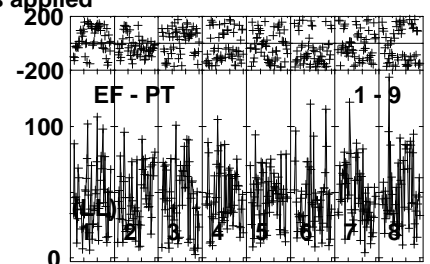
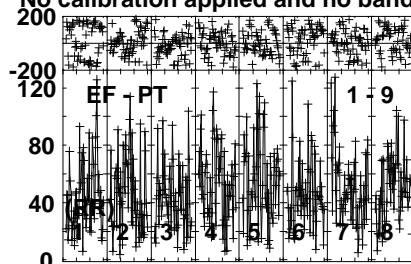
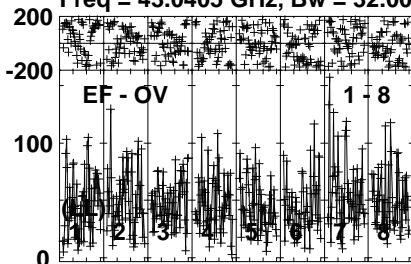
Lower frame: Micro Ampl Jy Top frame: Phas deg  
Vector averaged cross-power spectrum Several baselines displayed  
Timerange: 01/00:21:00 to 01/00:29:00

Plot file version 104 created 22-JUL-2021 03:04:27

M87 GK053.UVDATA.1

Freq = 43.0405 GHz, Bw = 32.000 MH

No calibration applied and no bandpass applied



Lower frame: Micro Ampl Jy Top frame: Phas deg  
Vector averaged cross-power spectrum Several baselines displayed  
Timerange: 01/00:21:00 to 01/00:29:00

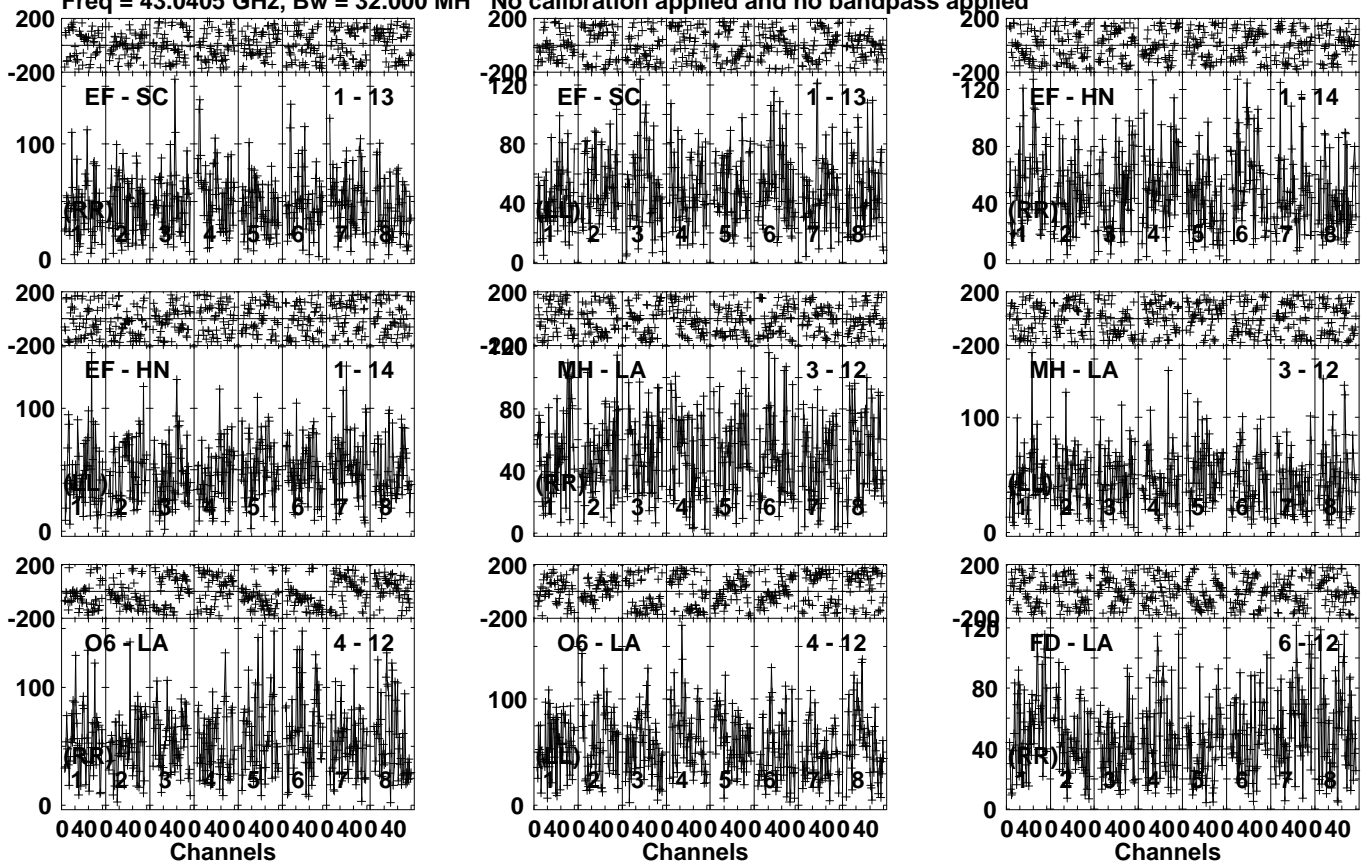


Plot file version 105 created 22-JUL-2021 03:04:28

M87 GK053.UVDATA.1

Freq = 43.0405 GHz, Bw = 32.000 MH

No calibration applied and no bandpass applied



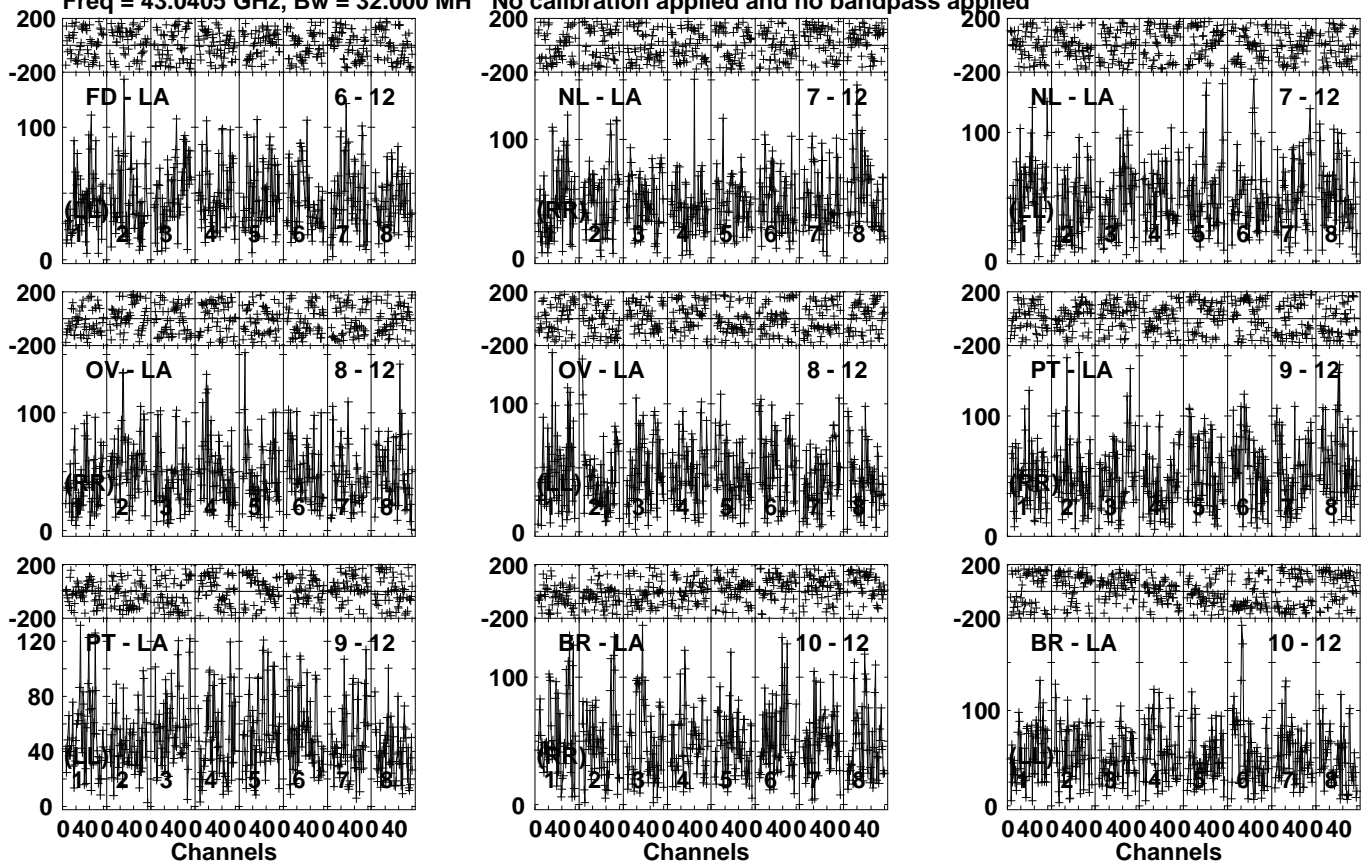
Lower frame: Micro Ampl Jy Top frame: Phas deg  
Vector averaged cross-power spectrum Several baselines displayed  
Timerange: 01/00:21:00 to 01/00:29:00

Plot file version 106 created 22-JUL-2021 03:04:30

M87 GK053.UVDATA.1

Freq = 43.0405 GHz, Bw = 32.000 MH

No calibration applied and no bandpass applied



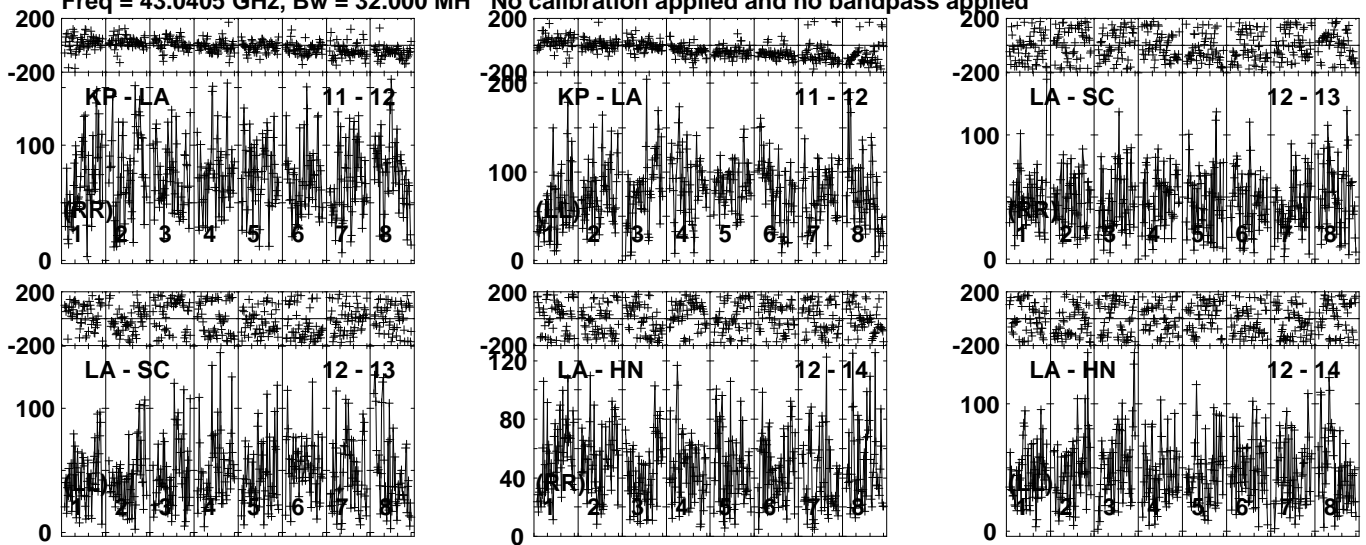
Lower frame: Micro Ampl Jy Top frame: Phas deg  
Vector averaged cross-power spectrum Several baselines displayed  
Timerange: 01/00:21:00 to 01/00:29:00

Plot file version 107 created 22-JUL-2021 03:04:31

M87 GK053.UVDATA.1

Freq = 43.0405 GHz, Bw = 32.000 MH

No calibration applied and no bandpass applied



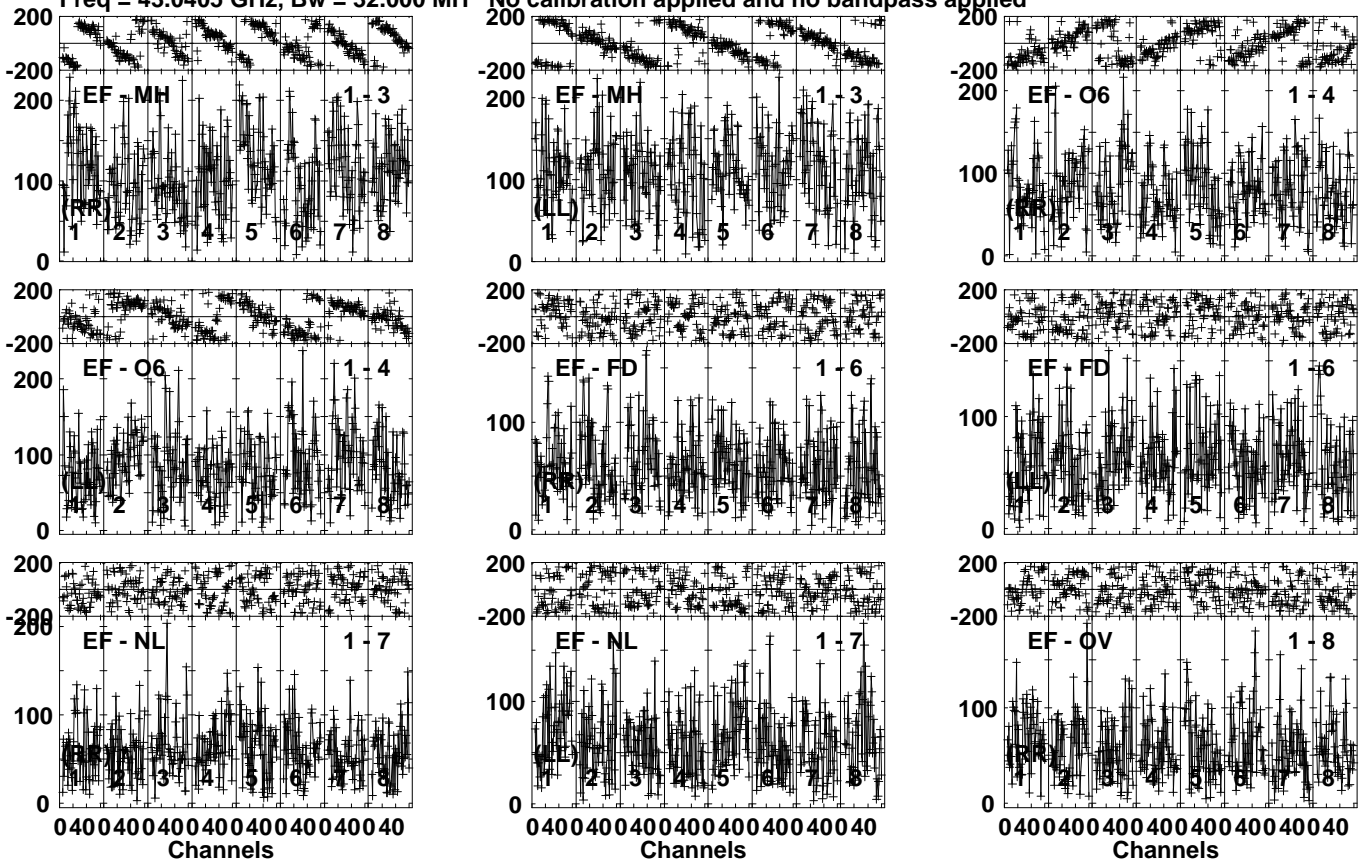
Lower frame: Micro Ampl Jy Top frame: Phas deg  
Vector averaged cross-power spectrum Several baselines displayed  
Timerange: 01/00:21:00 to 01/00:29:00

Plot file version 108 created 22-JUL-2021 03:04:32

M87 GK053.UVDATA.1

Freq = 43.0405 GHz, Bw = 32.000 MH

No calibration applied and no bandpass applied



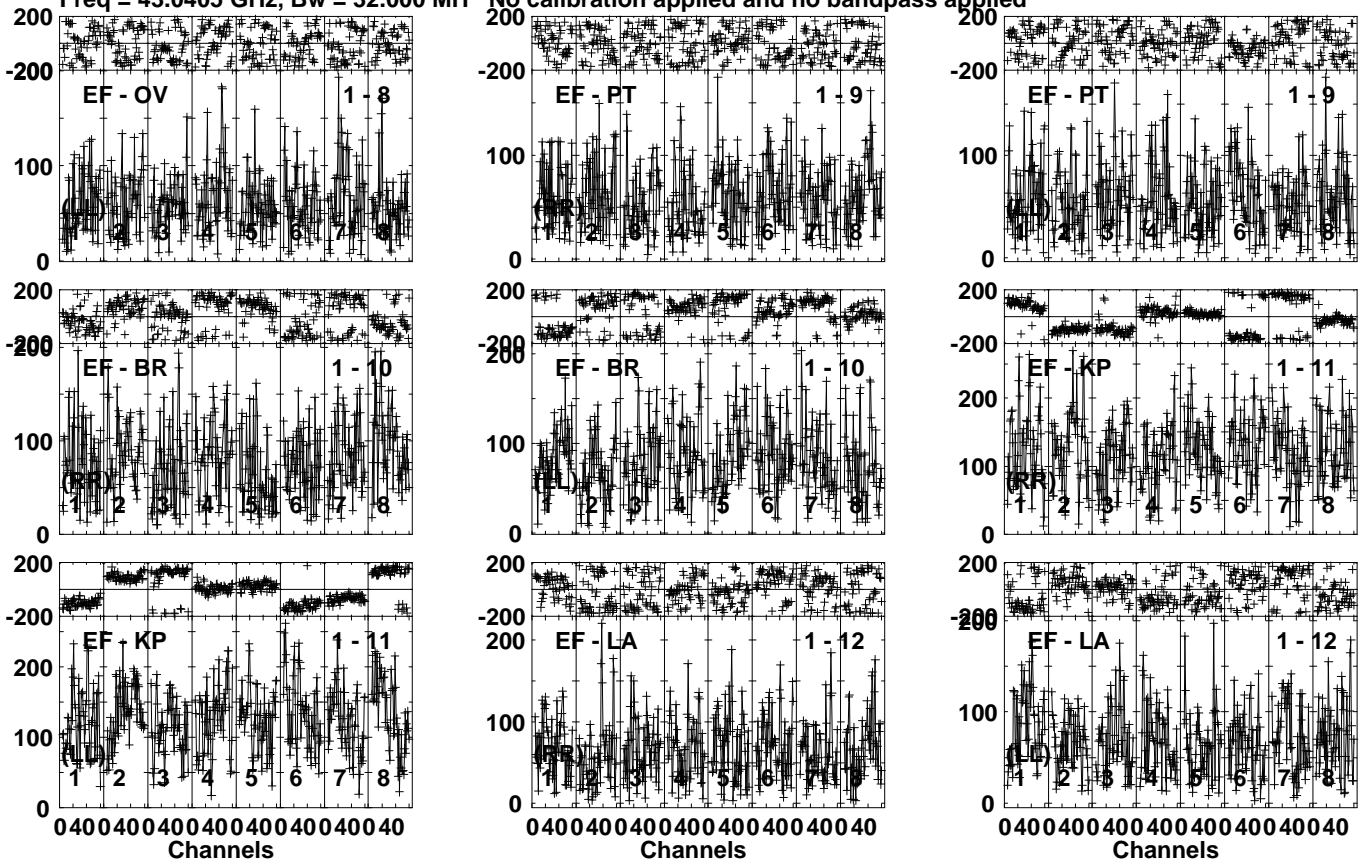
Lower frame: Micro Ampl Jy Top frame: Phas deg  
Vector averaged cross-power spectrum Several baselines displayed  
Timerange: 01/00:30:00 to 01/00:34:59

Plot file version 109 created 22-JUL-2021 03:04:33

M87 GK053.UVDATA.1

Freq = 43.0405 GHz, Bw = 32.000 MH

No calibration applied and no bandpass applied



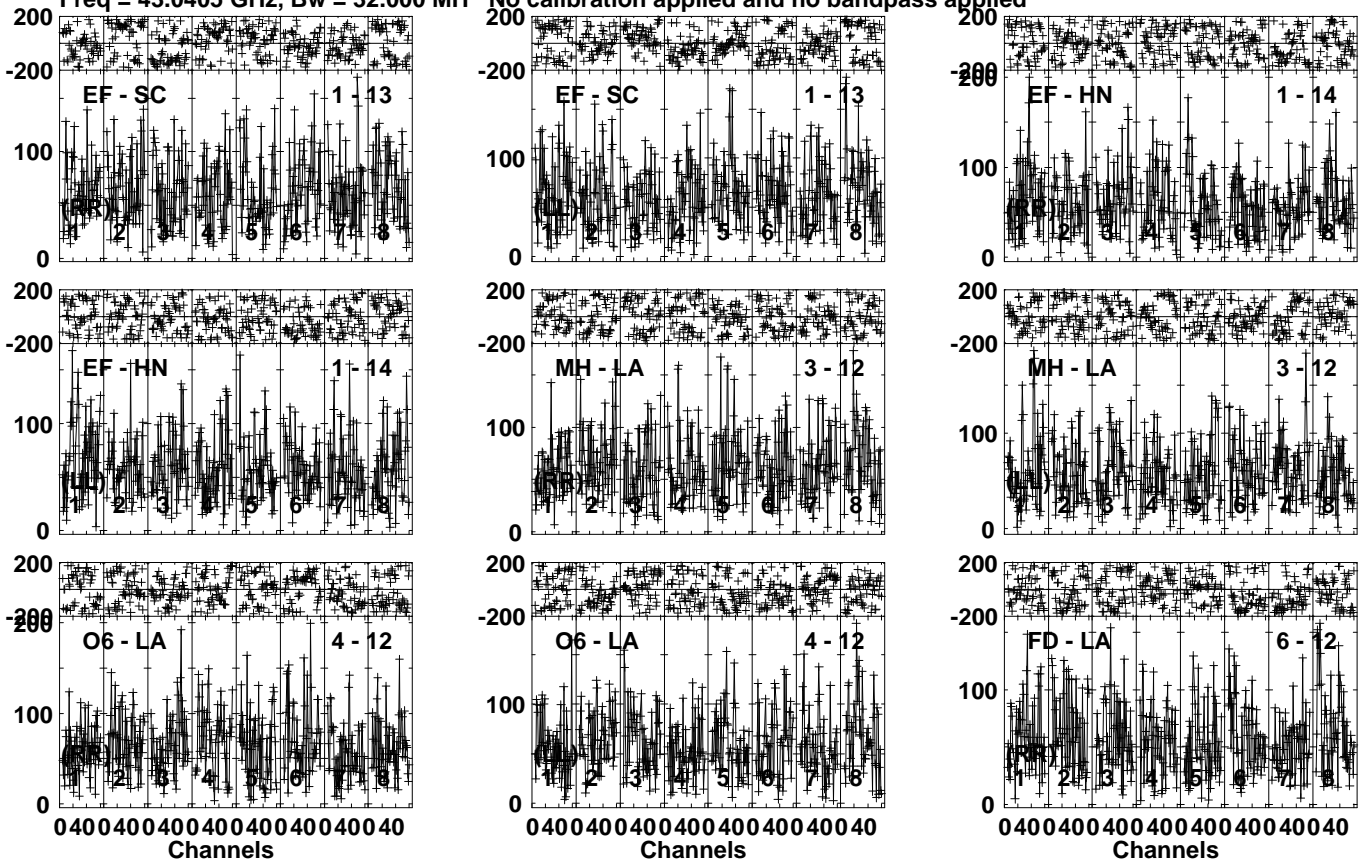
Lower frame: Micro Ampl Jy Top frame: Phas deg  
Vector averaged cross-power spectrum Several baselines displayed  
Timerange: 01/00:30:00 to 01/00:34:59

Plot file version 110 created 22-JUL-2021 03:04:33

M87 GK053.UVDATA.1

Freq = 43.0405 GHz, Bw = 32.000 MH

No calibration applied and no bandpass applied



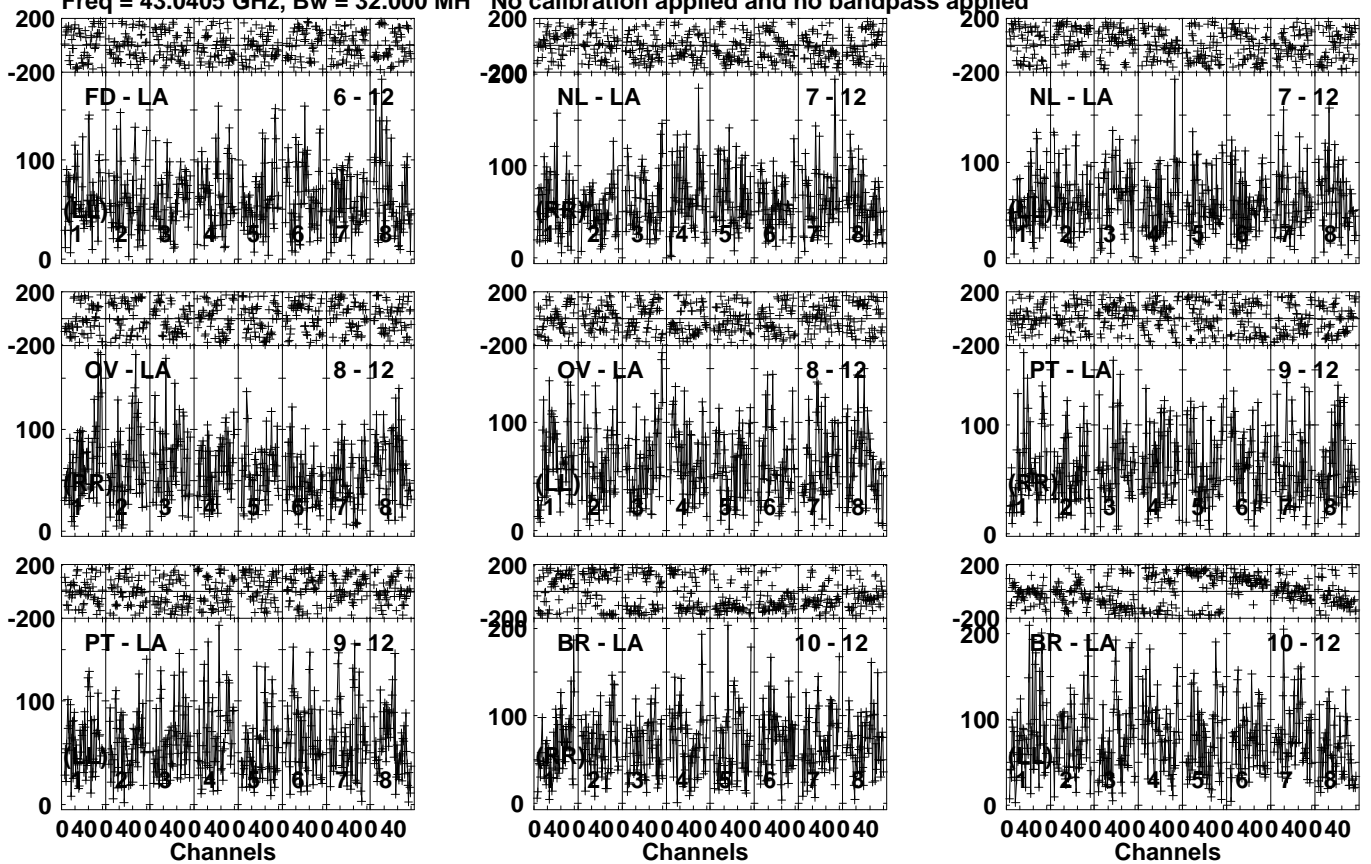
Lower frame: Micro Ampl Jy Top frame: Phas deg  
Vector averaged cross-power spectrum Several baselines displayed  
Timerange: 01/00:30:00 to 01/00:34:59

Plot file version 111 created 22-JUL-2021 03:04:35

M87 GK053.UVDATA.1

Freq = 43.0405 GHz, Bw = 32.000 MH

No calibration applied and no bandpass applied



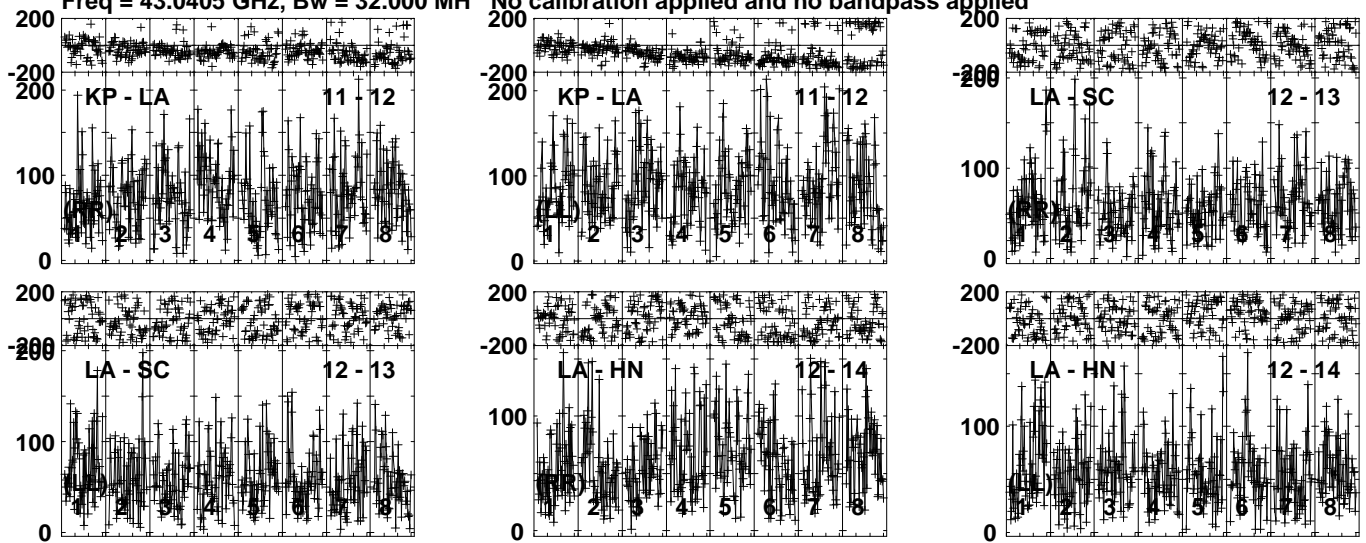
Lower frame: Micro Ampl Jy Top frame: Phas deg  
Vector averaged cross-power spectrum Several baselines displayed  
Timerange: 01/00:30:00 to 01/00:34:59

Plot file version 112 created 22-JUL-2021 03:04:35

M87 GK053.UVDATA.1

Freq = 43.0405 GHz, Bw = 32.000 MH

No calibration applied and no bandpass applied



Lower frame: Micro Ampl Jy Top frame: Phas deg  
Vector averaged cross-power spectrum Several baselines displayed  
Timerange: 01/00:30:00 to 01/00:34:59

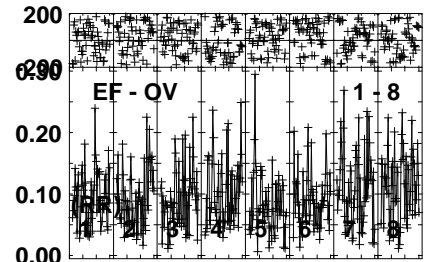
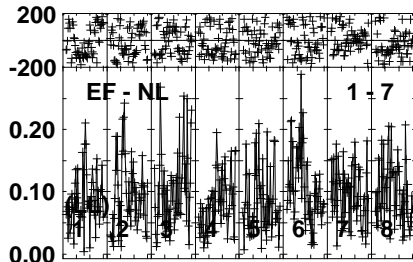
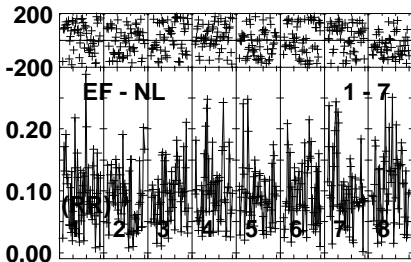
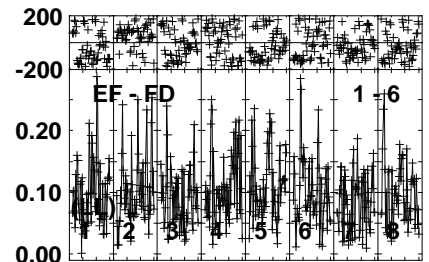
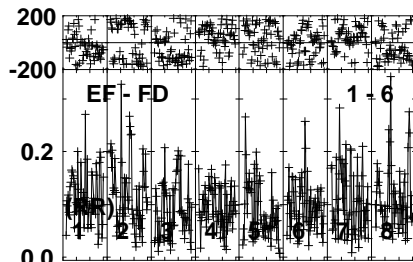
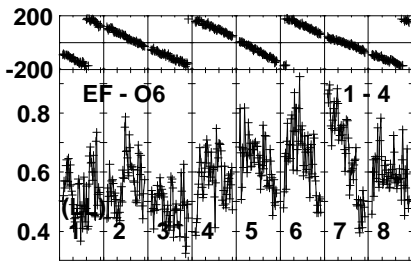
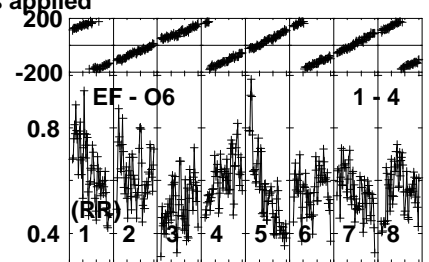
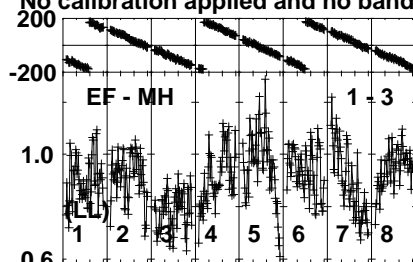
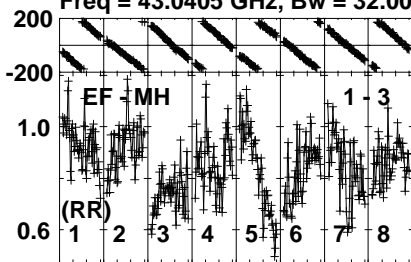


Plot file version 113 created 22-JUL-2021 03:04:37

3C273 GK053.UVDATA.1

Freq = 43.0405 GHz, Bw = 32.000 MH

No calibration applied and no bandpass applied



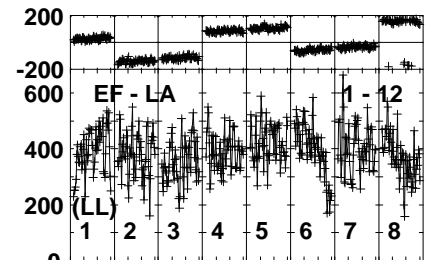
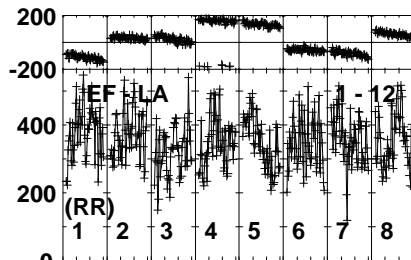
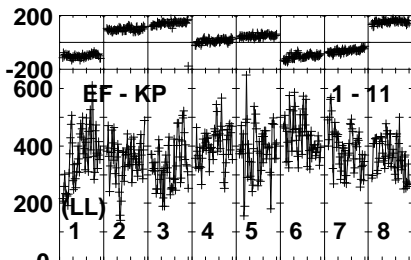
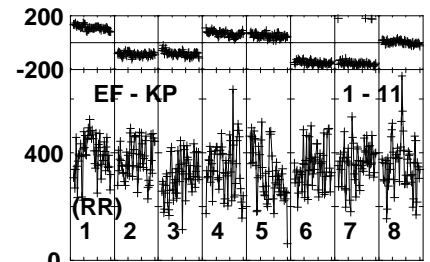
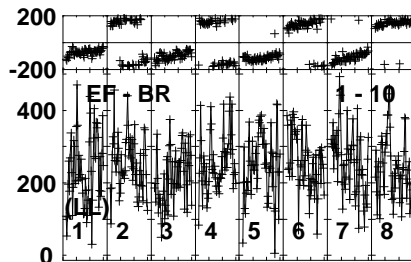
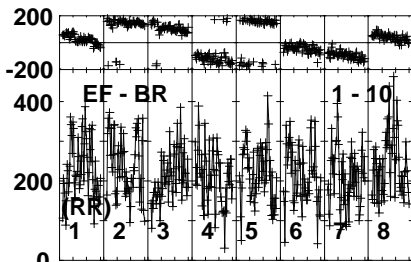
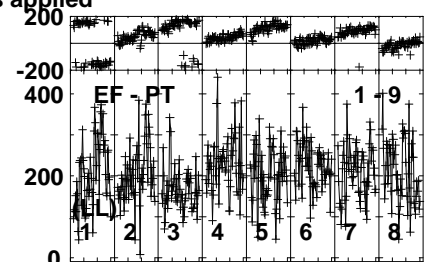
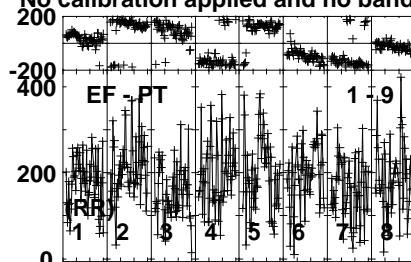
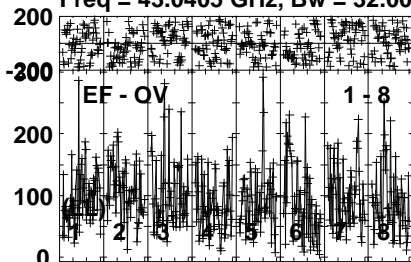
Lower frame: Milli Ampl Jy Top frame: Phas deg  
Vector averaged cross-power spectrum Several baselines displayed  
Timerange: 01/00:40:00 to 01/00:41:59

Plot file version 114 created 22-JUL-2021 03:04:38

3C273 GK053.UVDATA.1

Freq = 43.0405 GHz, Bw = 32.000 MH

No calibration applied and no bandpass applied



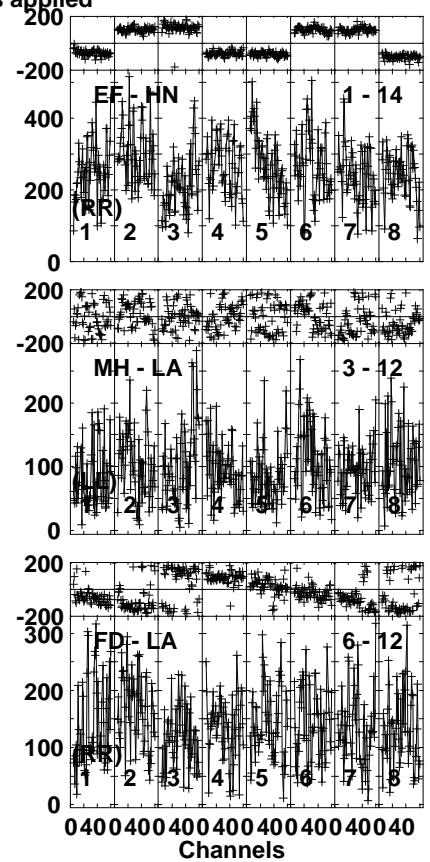
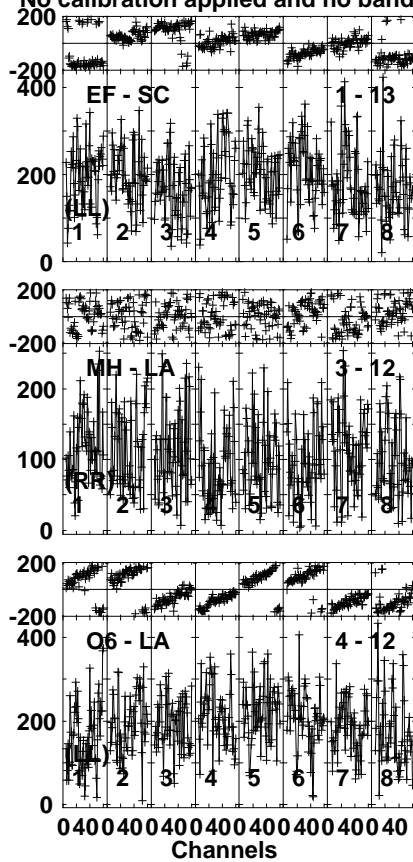
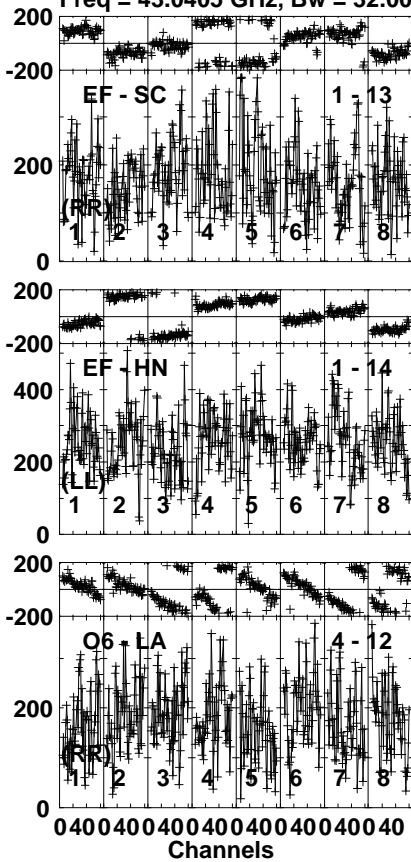
Lower frame: Micro Ampl Jy Top frame: Phas deg  
Vector averaged cross-power spectrum Several baselines displayed  
Timerange: 01/00:40:00 to 01/00:41:59

Plot file version 115 created 22-JUL-2021 03:04:38

3C273 GK053.UVDATA.1

Freq = 43.0405 GHz, Bw = 32.000 MH

No calibration applied and no bandpass applied



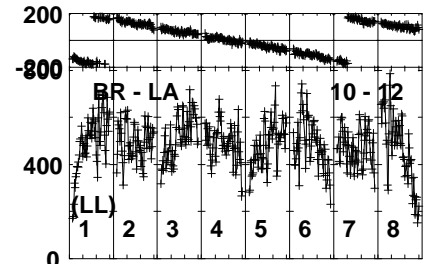
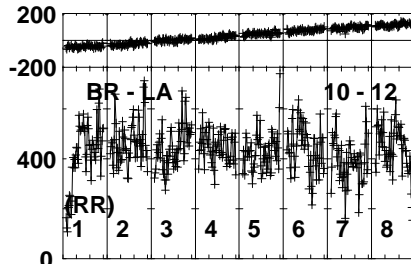
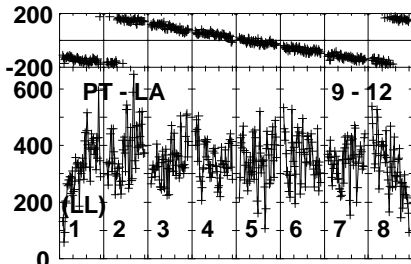
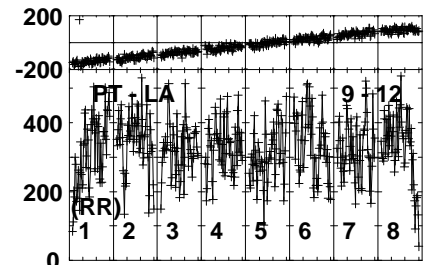
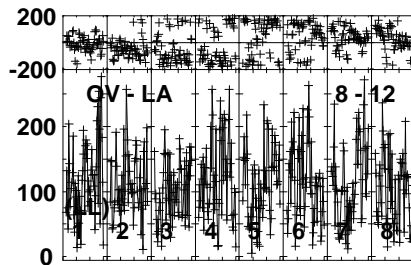
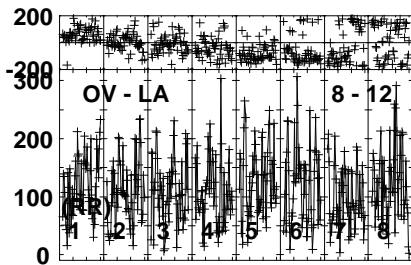
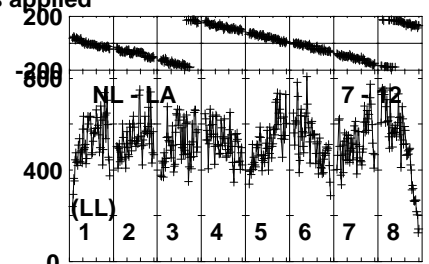
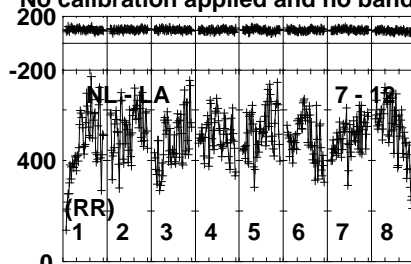
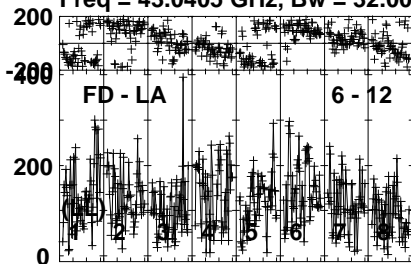
Lower frame: Micro Ampl Jy Top frame: Phas deg  
Vector averaged cross-power spectrum Several baselines displayed  
Timerange: 01/00:40:00 to 01/00:41:59

Plot file version 116 created 22-JUL-2021 03:04:39

3C273 GK053.UVDATA.1

Freq = 43.0405 GHz, Bw = 32.000 MH

No calibration applied and no bandpass applied



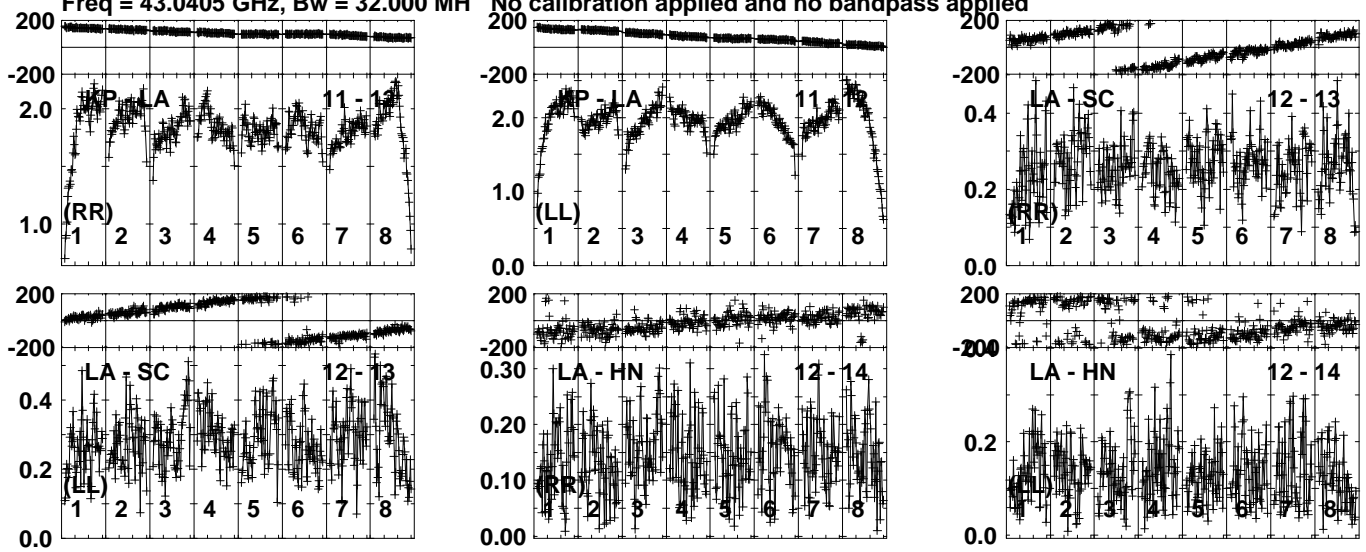
Lower frame: Micro Ampl Jy Top frame: Phas deg  
Vector averaged cross-power spectrum Several baselines displayed  
Timerange: 01/00:40:00 to 01/00:41:59

Plot file version 117 created 22-JUL-2021 03:04:41

3C273 GK053.UVDATA.1

Freq = 43.0405 GHz, Bw = 32.000 MH

No calibration applied and no bandpass applied



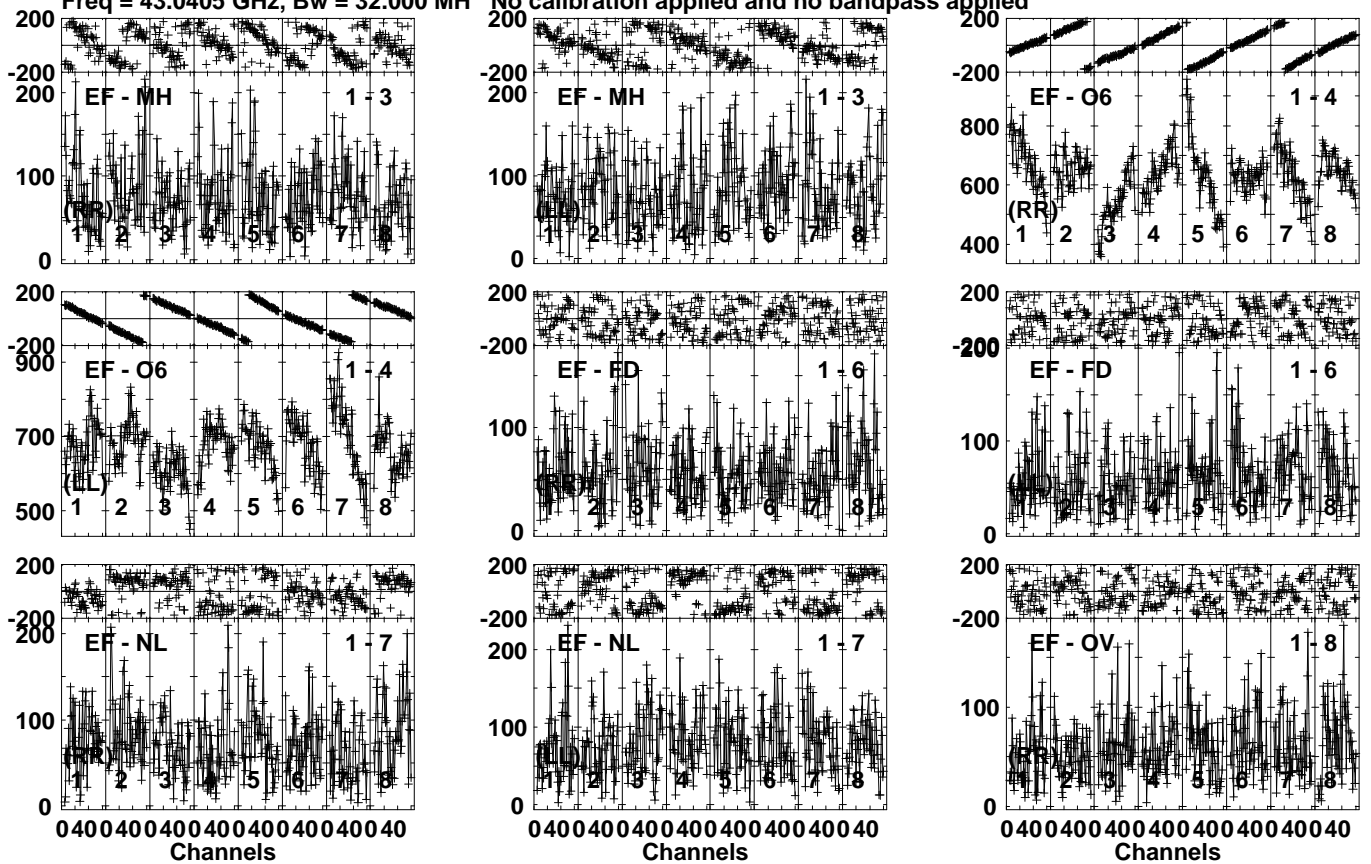
Lower frame: Milli Ampl Jy Top frame: Phas deg  
Vector averaged cross-power spectrum Several baselines displayed  
Timerange: 01/00:40:00 to 01/00:41:59

Plot file version 118 created 22-JUL-2021 03:04:43

M87 GK053.UVDATA.1

Freq = 43.0405 GHz, Bw = 32.000 MH

No calibration applied and no bandpass applied



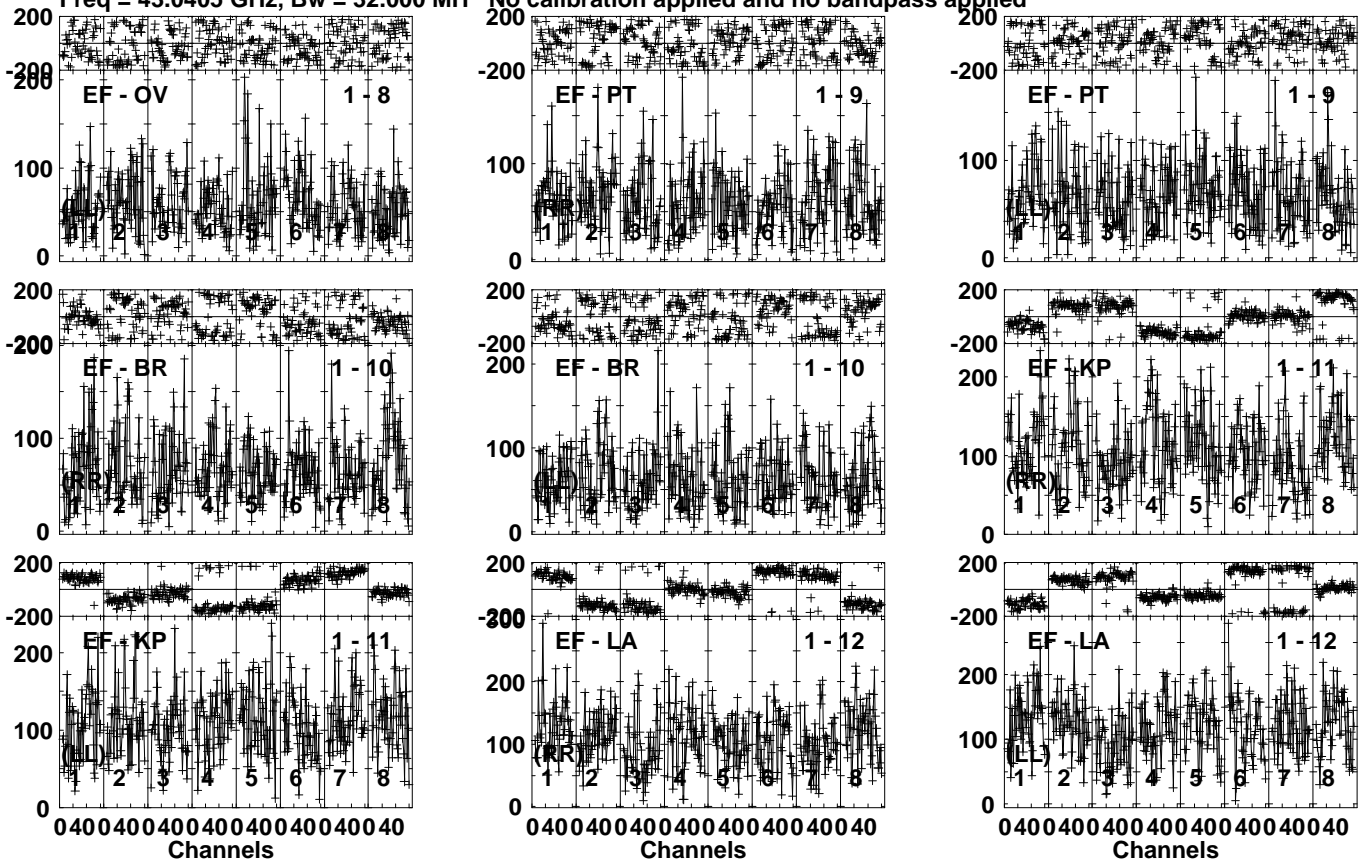
Lower frame: Micro Ampl Jy Top frame: Phas deg  
Vector averaged cross-power spectrum Several baselines displayed  
Timerange: 01/00:44:00 to 01/00:48:59

Plot file version 119 created 22-JUL-2021 03:04:44

M87 GK053.UVDATA.1

Freq = 43.0405 GHz, Bw = 32.000 MH

No calibration applied and no bandpass applied



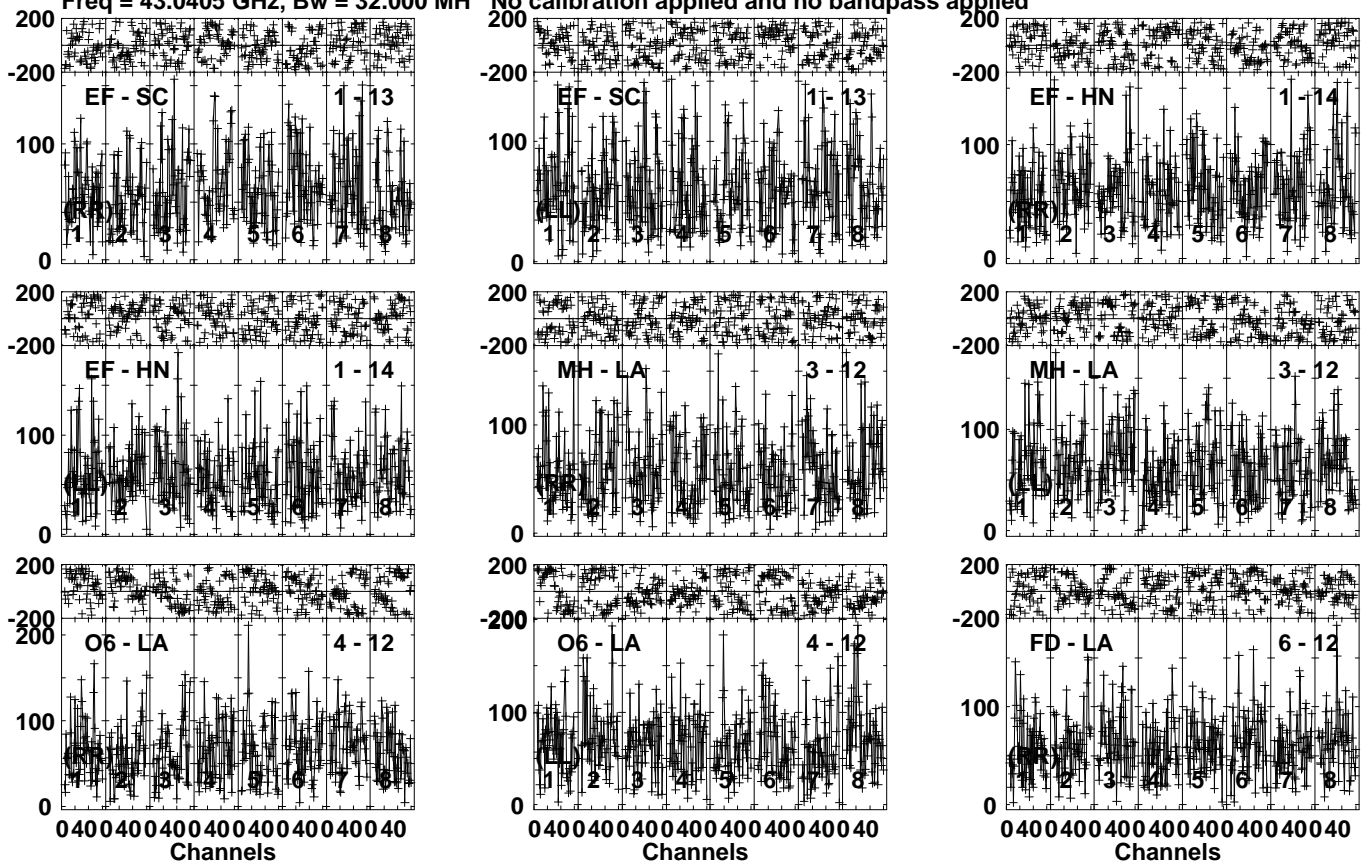
Lower frame: Micro Ampl Jy Top frame: Phas deg  
Vector averaged cross-power spectrum Several baselines displayed  
Timerange: 01/00:44:00 to 01/00:48:59

Plot file version 120 created 22-JUL-2021 03:04:44

M87 GK053.UVDATA.1

Freq = 43.0405 GHz, Bw = 32.000 MH

No calibration applied and no bandpass applied



Lower frame: Micro Ampl Jy Top frame: Phas deg  
Vector averaged cross-power spectrum Several baselines displayed  
Timerange: 01/00:44:00 to 01/00:48:59

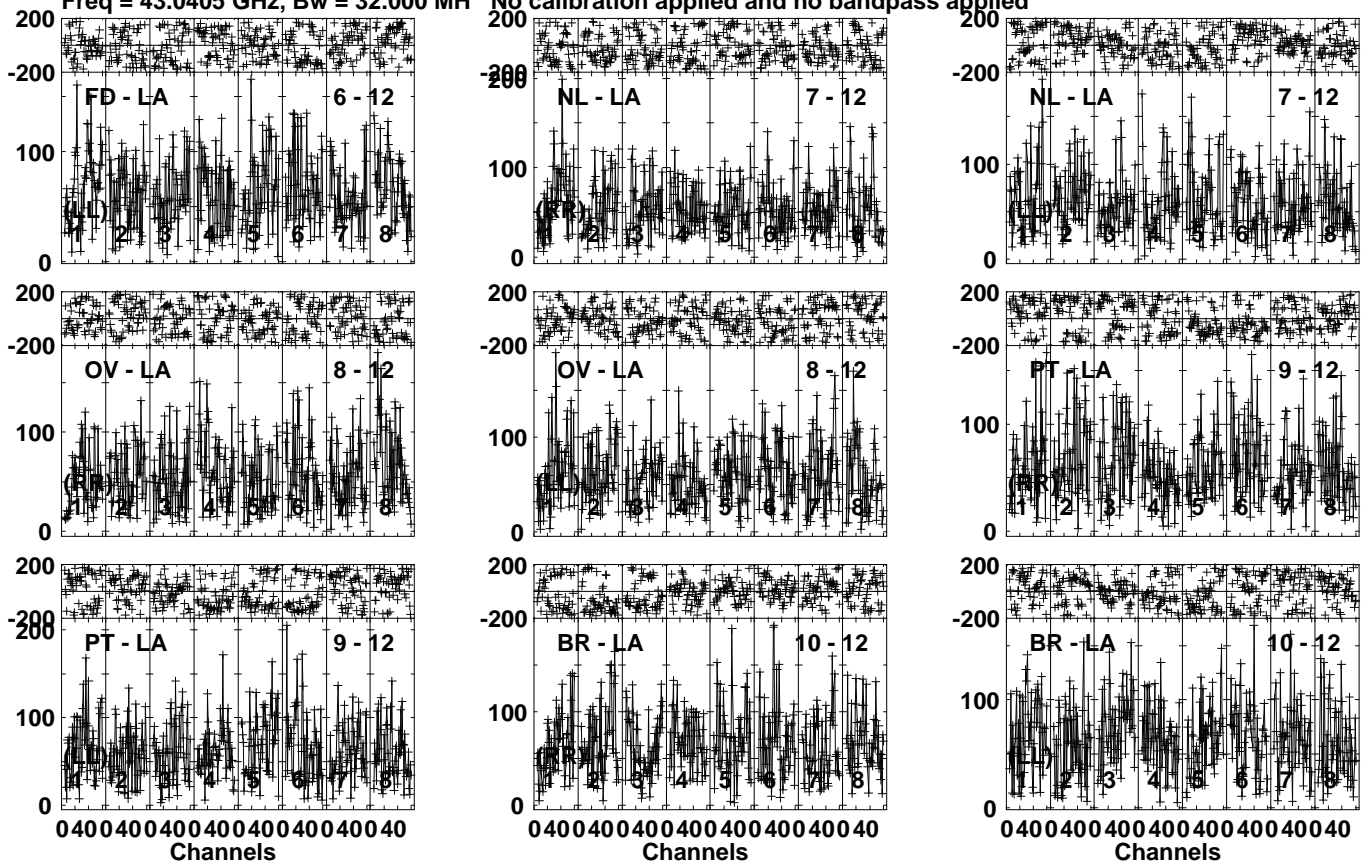


Plot file version 121 created 22-JUL-2021 03:04:46

M87 GK053.UVDATA.1

Freq = 43.0405 GHz, Bw = 32.000 MH

No calibration applied and no bandpass applied



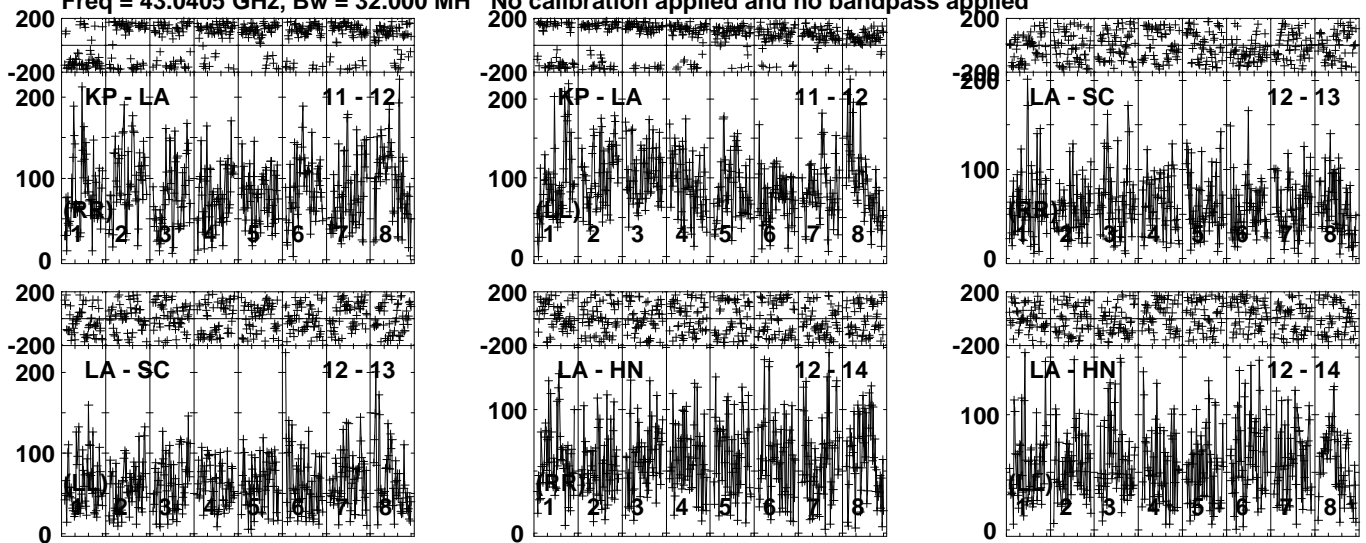
Lower frame: Micro Ampl Jy Top frame: Phas deg  
Vector averaged cross-power spectrum Several baselines displayed  
Timerange: 01/00:44:00 to 01/00:48:59

Plot file version 122 created 22-JUL-2021 03:04:47

M87 GK053.UVDATA.1

Freq = 43.0405 GHz, Bw = 32.000 MH

No calibration applied and no bandpass applied



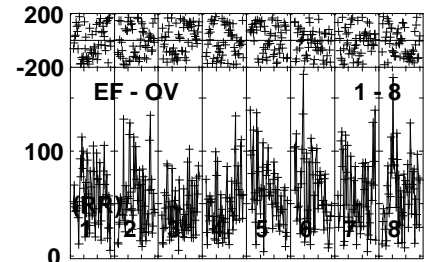
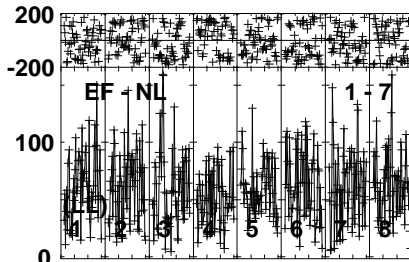
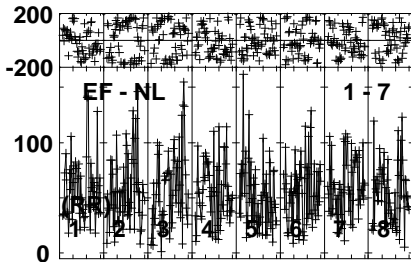
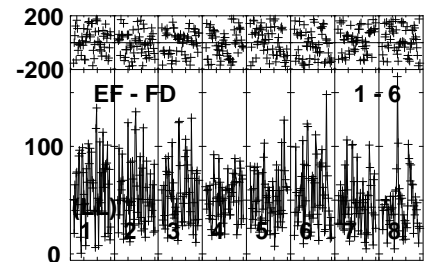
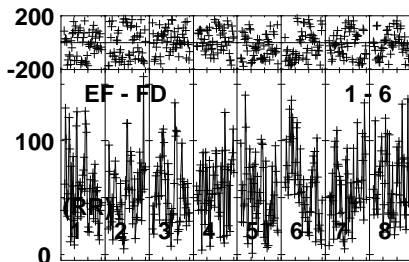
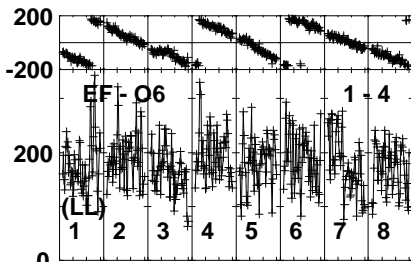
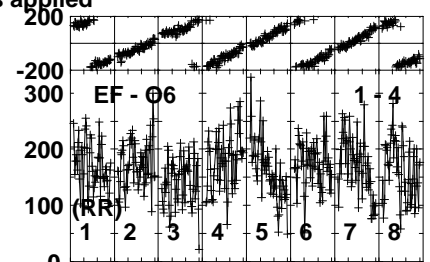
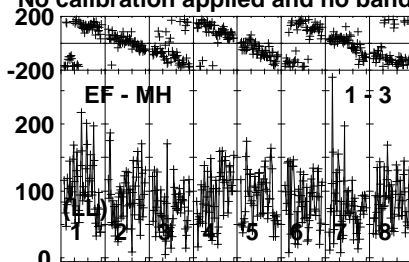
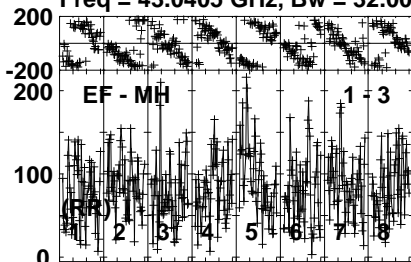
Lower frame: Micro Ampl Jy Top frame: Phas deg  
Vector averaged cross-power spectrum Several baselines displayed  
Timerange: 01/00:44:00 to 01/00:48:59

Plot file version 123 created 22-JUL-2021 03:04:48

M87 GK053.UVDATA.1

Freq = 43.0405 GHz, Bw = 32.000 MH

No calibration applied and no bandpass applied



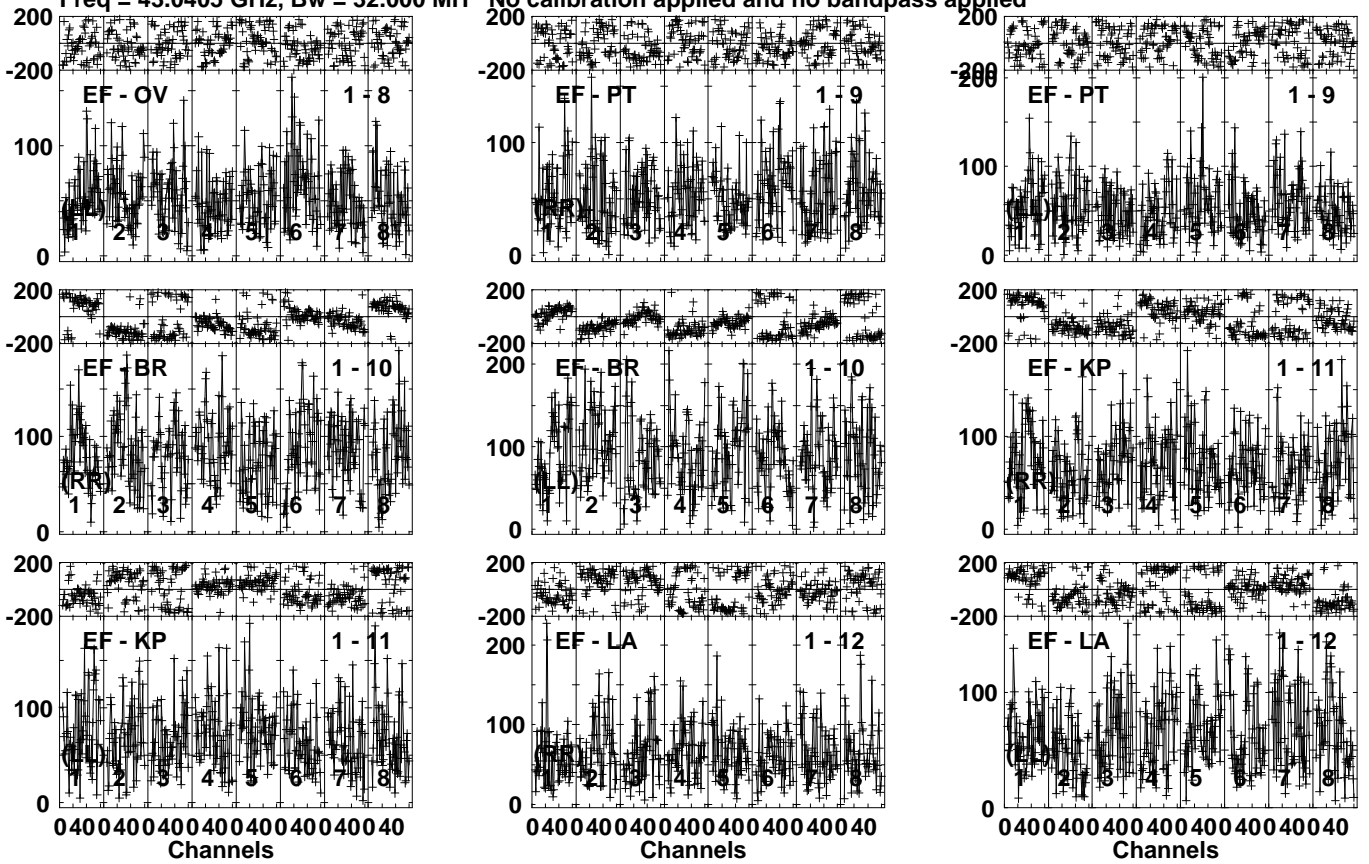
Lower frame: Micro Ampl Jy Top frame: Phas deg  
Vector averaged cross-power spectrum Several baselines displayed  
Timerange: 01/00:50:01 to 01/00:56:00

Plot file version 124 created 22-JUL-2021 03:04:48

M87 GK053.UVDATA.1

Freq = 43.0405 GHz, Bw = 32.000 MH

No calibration applied and no bandpass applied



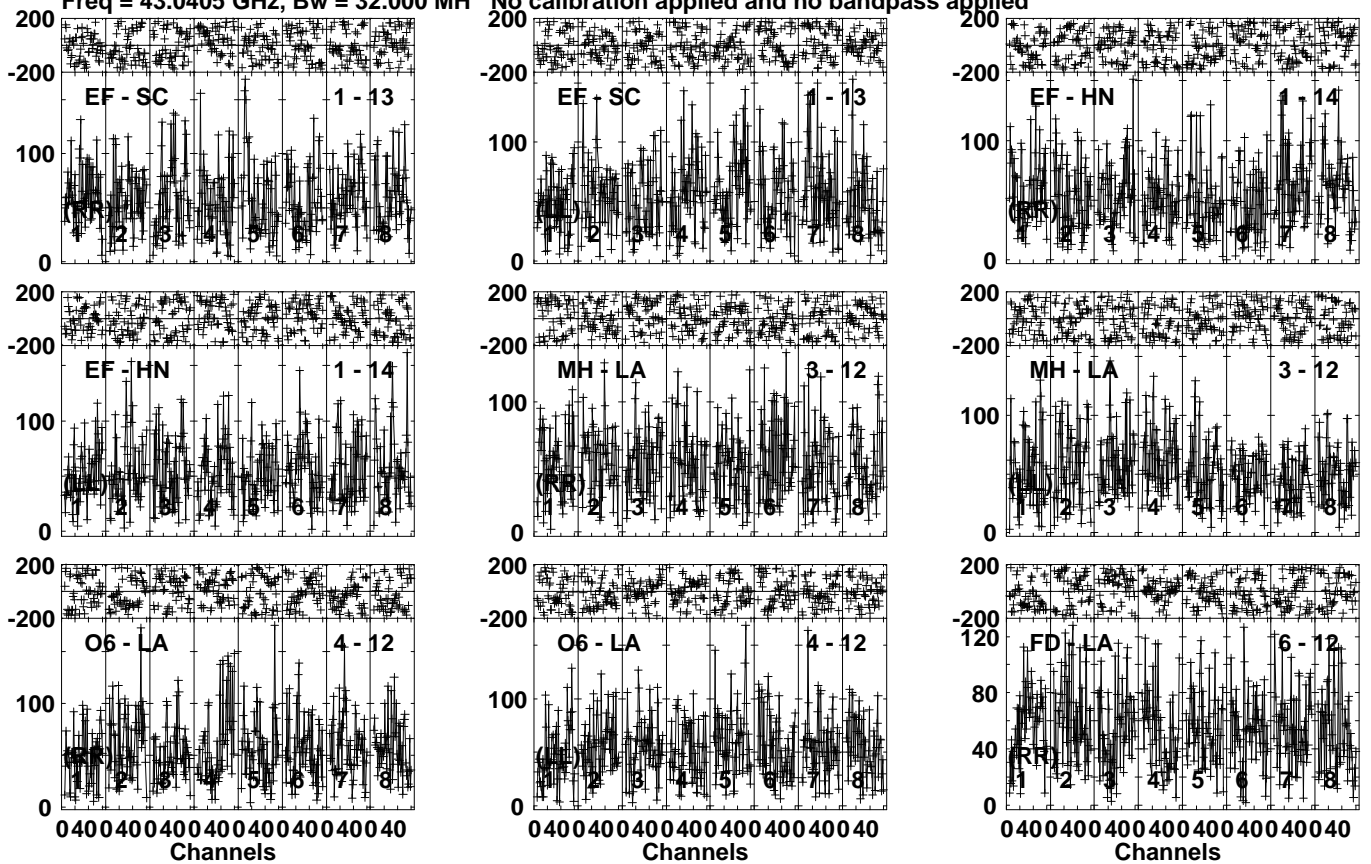
Lower frame: Micro Ampl Jy Top frame: Phas deg  
Vector averaged cross-power spectrum Several baselines displayed  
Timerange: 01/00:50:01 to 01/00:56:00

Plot file version 125 created 22-JUL-2021 03:04:49

M87 GK053.UVDATA.1

Freq = 43.0405 GHz, Bw = 32.000 MH

No calibration applied and no bandpass applied



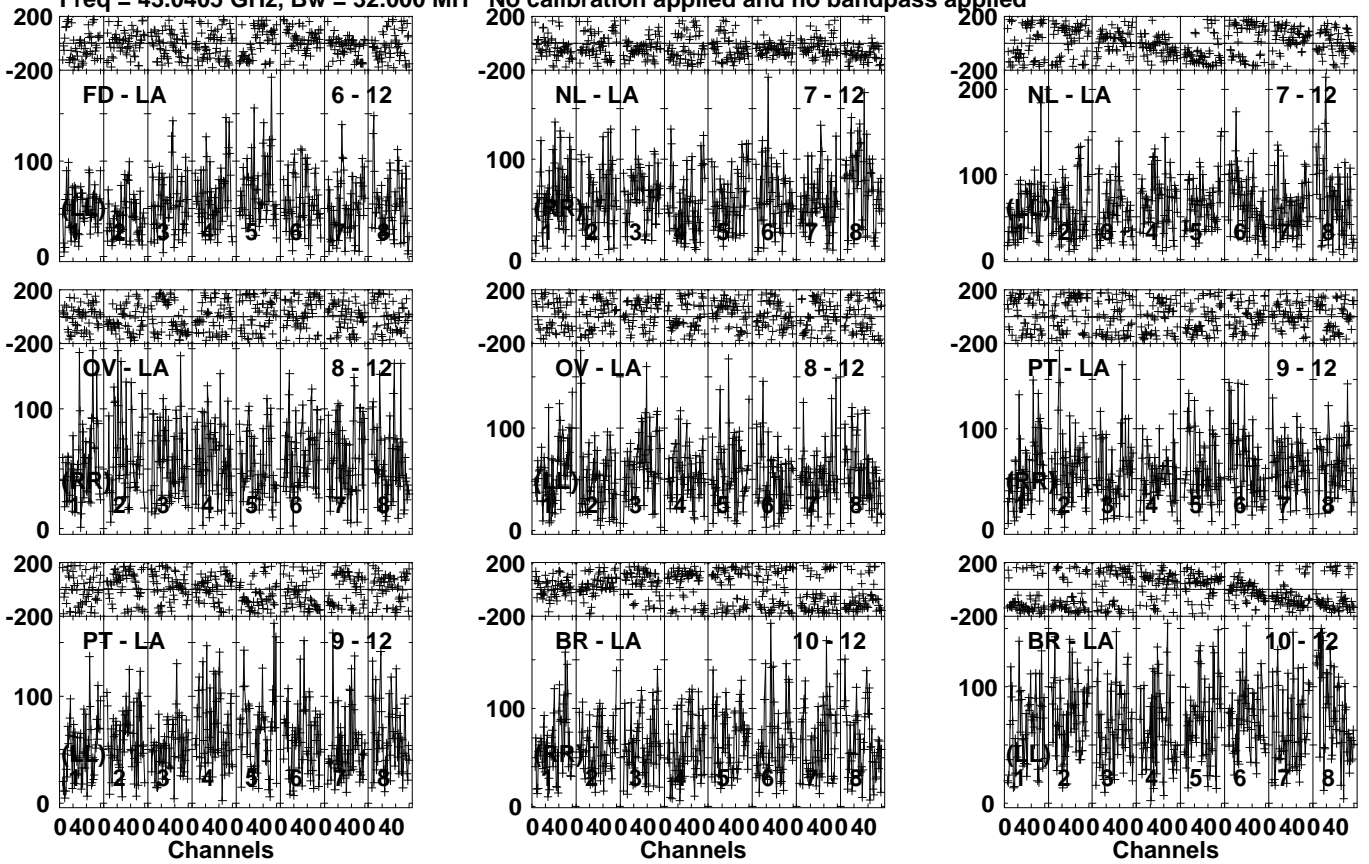
Lower frame: Micro Ampl Jy Top frame: Phas deg  
Vector averaged cross-power spectrum Several baselines displayed  
Timerange: 01/00:50:01 to 01/00:56:00

Plot file version 126 created 22-JUL-2021 03:04:50

M87 GK053.UVDATA.1

Freq = 43.0405 GHz, Bw = 32.000 MH

No calibration applied and no bandpass applied



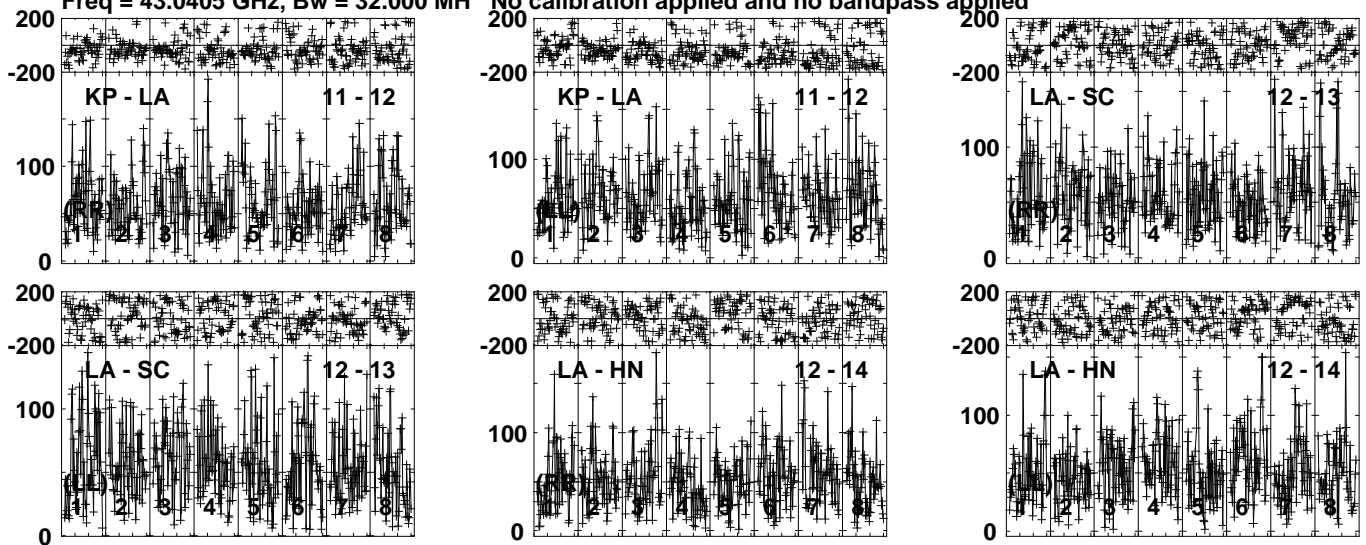
Lower frame: Micro Ampl Jy Top frame: Phas deg  
Vector averaged cross-power spectrum Several baselines displayed  
Timerange: 01/00:50:01 to 01/00:56:00

Plot file version 127 created 22-JUL-2021 03:04:51

M87 GK053.UVDATA.1

Freq = 43.0405 GHz, Bw = 32.000 MH

No calibration applied and no bandpass applied



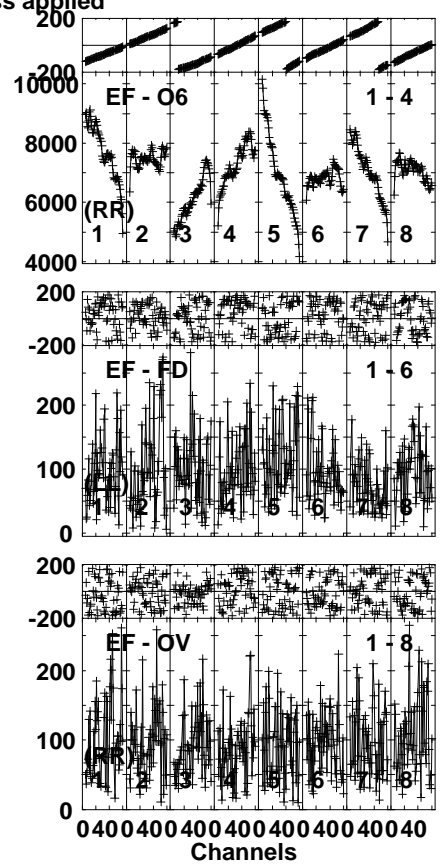
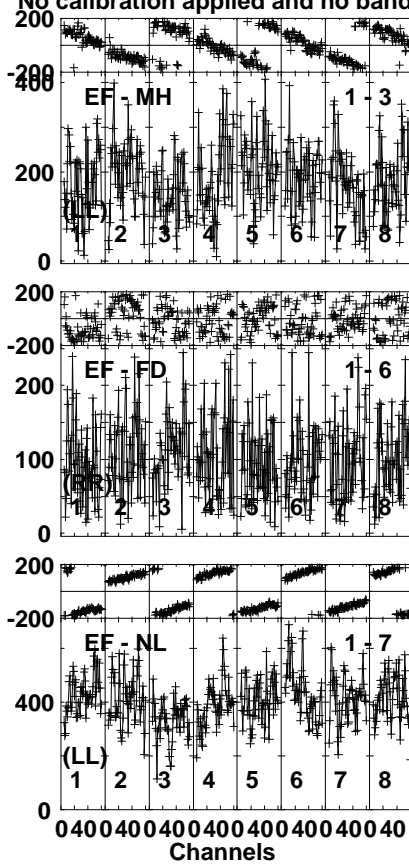
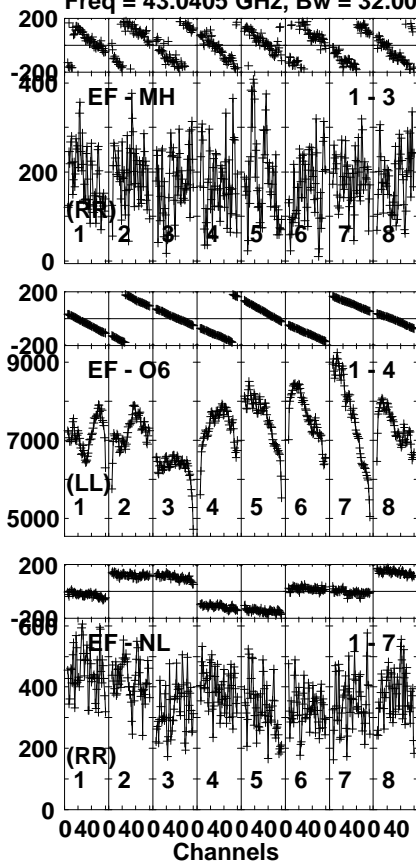
Lower frame: Micro Ampl Jy Top frame: Phas deg  
Vector averaged cross-power spectrum Several baselines displayed  
Timerange: 01/00:50:01 to 01/00:56:00

Plot file version 128 created 22-JUL-2021 03:04:52

3C279 GK053.UVDATA.1

Freq = 43.0405 GHz, Bw = 32.000 MH

No calibration applied and no bandpass applied



Lower frame: Micro Ampl Jy Top frame: Phas deg  
Vector averaged cross-power spectrum Several baselines displayed  
Timerange: 01/01:01:00 to 01/01:02:59

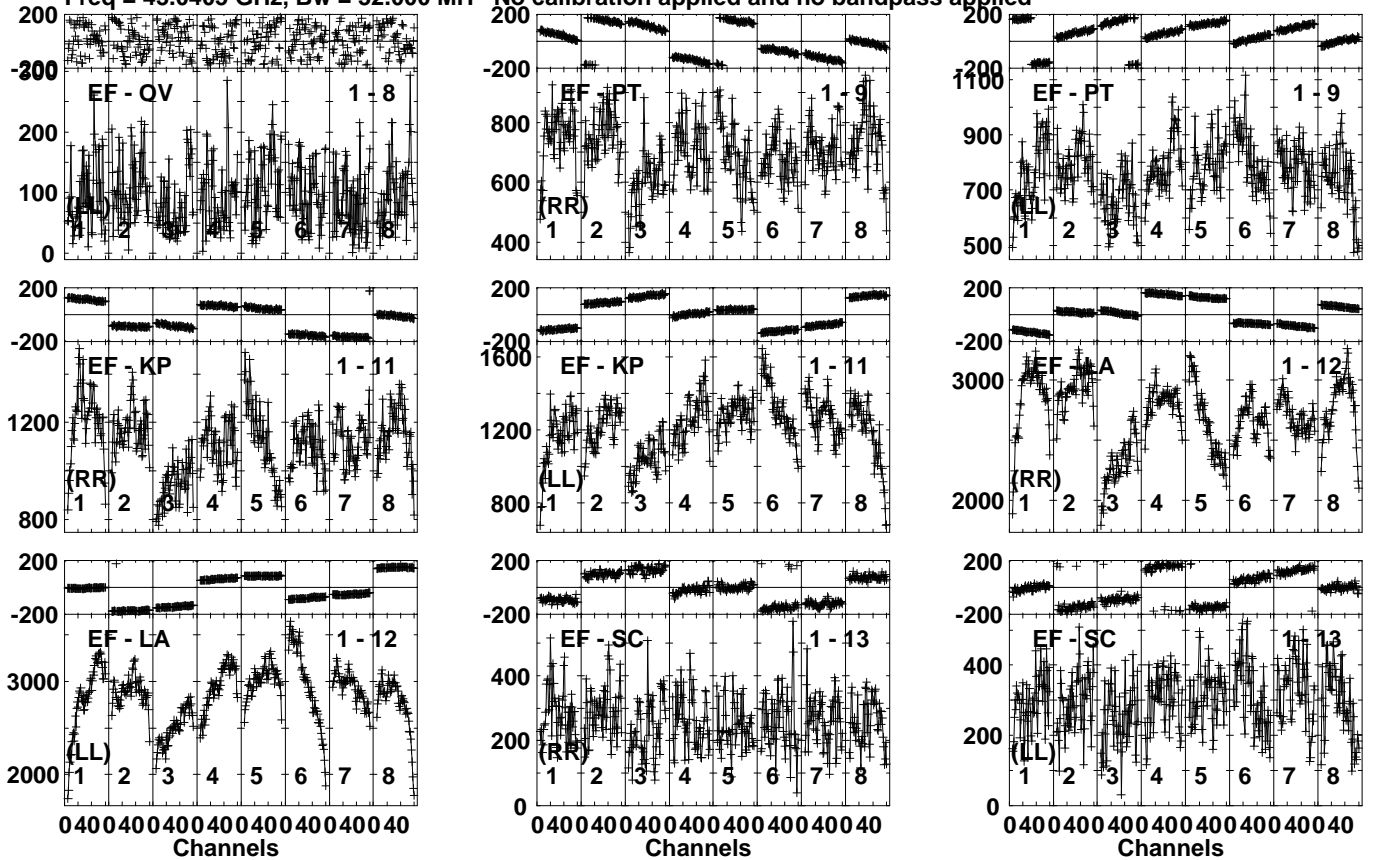


Plot file version 129 created 22-JUL-2021 03:04:53

3C279 GK053.UVDATA.1

Freq = 43.0405 GHz, Bw = 32.000 MH

No calibration applied and no bandpass applied



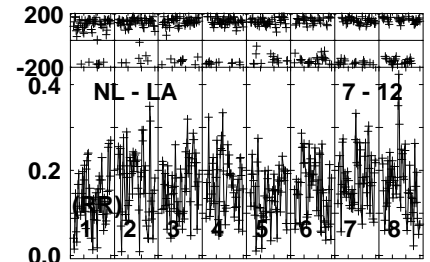
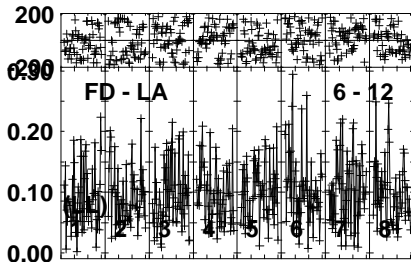
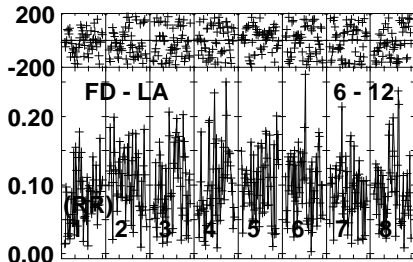
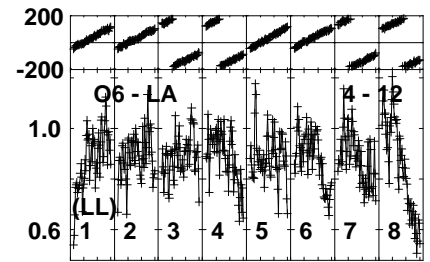
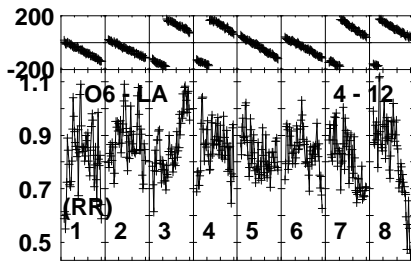
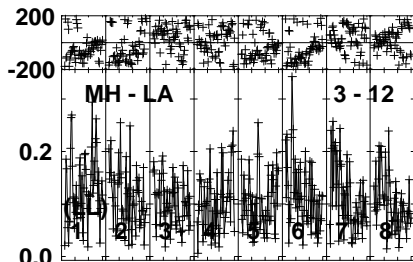
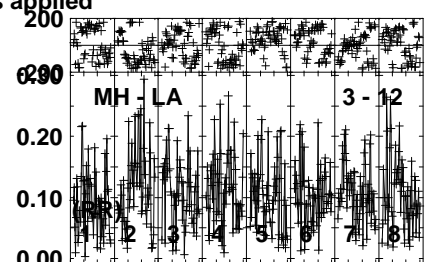
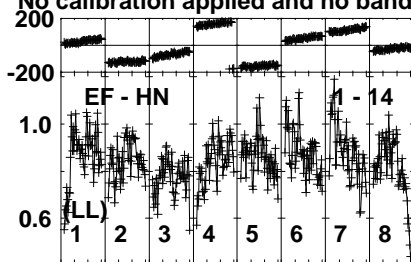
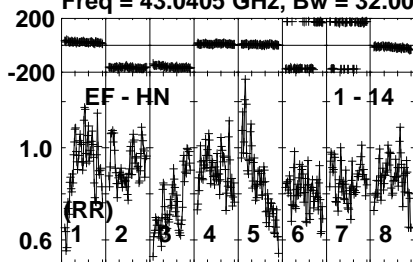
Lower frame: Micro Ampl Jy Top frame: Phas deg  
Vector averaged cross-power spectrum Several baselines displayed  
Timerange: 01/01:01:00 to 01/01:02:59

Plot file version 130 created 22-JUL-2021 03:04:53

3C279 GK053.UVDATA.1

Freq = 43.0405 GHz, Bw = 32.000 MH

No calibration applied and no bandpass applied



Lower frame: Milli Ampl Jy Top frame: Phas deg

Vector averaged cross-power spectrum Several baselines displayed

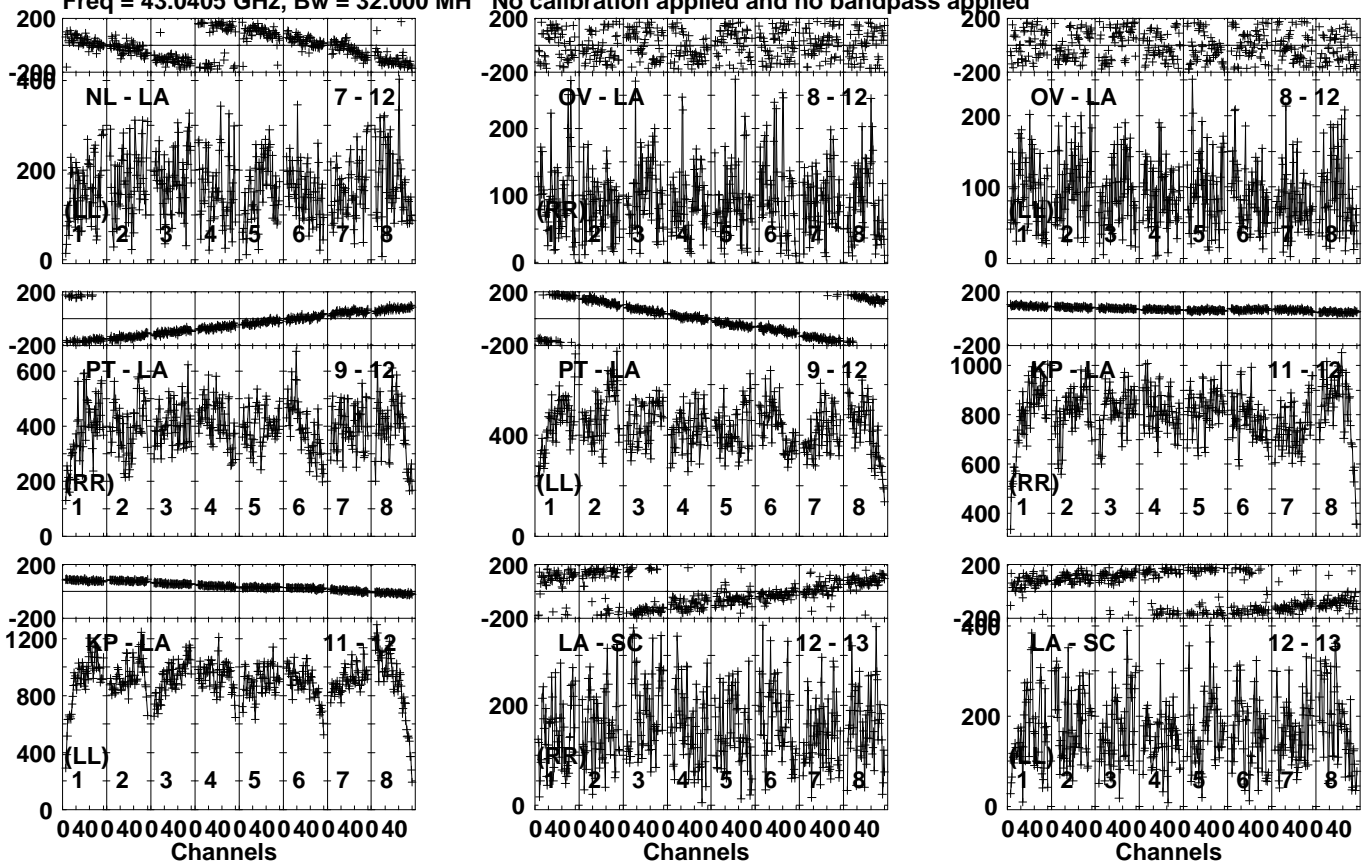
Timerange: 01/01:01:00 to 01/01:02:59

Plot file version 131 created 22-JUL-2021 03:04:54

3C279 GK053.UVDATA.1

Freq = 43.0405 GHz, Bw = 32.000 MH

No calibration applied and no bandpass applied



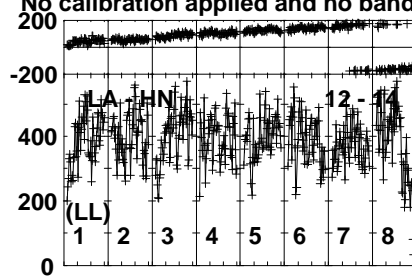
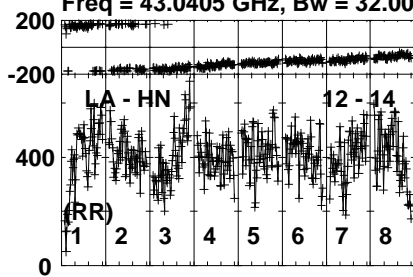
Lower frame: Micro Ampl Jy Top frame: Phas deg  
Vector averaged cross-power spectrum Several baselines displayed  
Timerange: 01/01:01:00 to 01/01:02:59

Plot file version 132 created 22-JUL-2021 03:04:55

3C279 GK053.UVDATA.1

Freq = 43.0405 GHz, Bw = 32.000 MH

No calibration applied and no bandpass applied



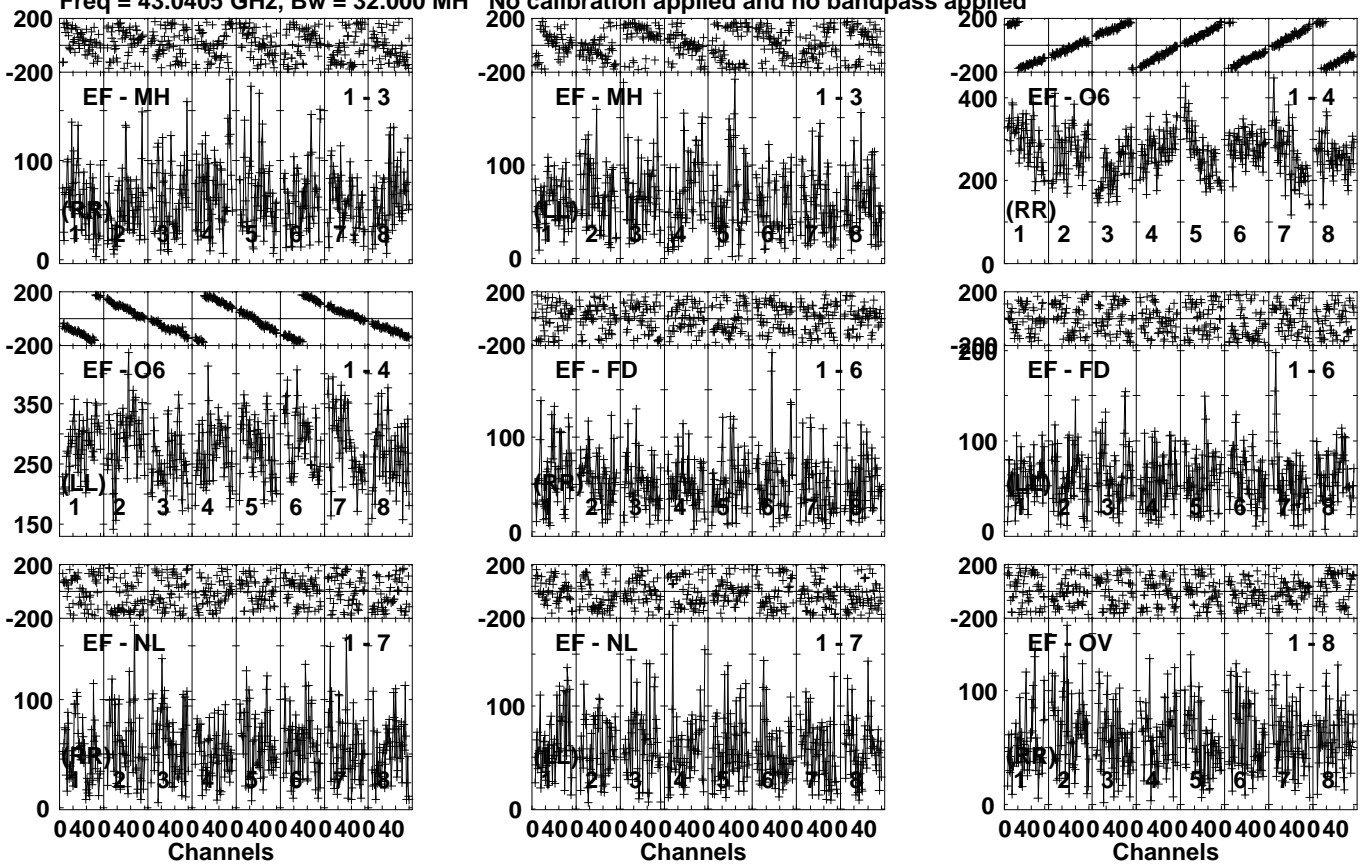
Lower frame: Micro Ampl Jy Top frame: Phas deg  
Vector averaged cross-power spectrum Several baselines displayed  
Timerange: 01/01:01:00 to 01/01:02:59

Plot file version 133 created 22-JUL-2021 03:04:56

M87 GK053.UVDATA.1

Freq = 43.0405 GHz, Bw = 32.000 MH

No calibration applied and no bandpass applied



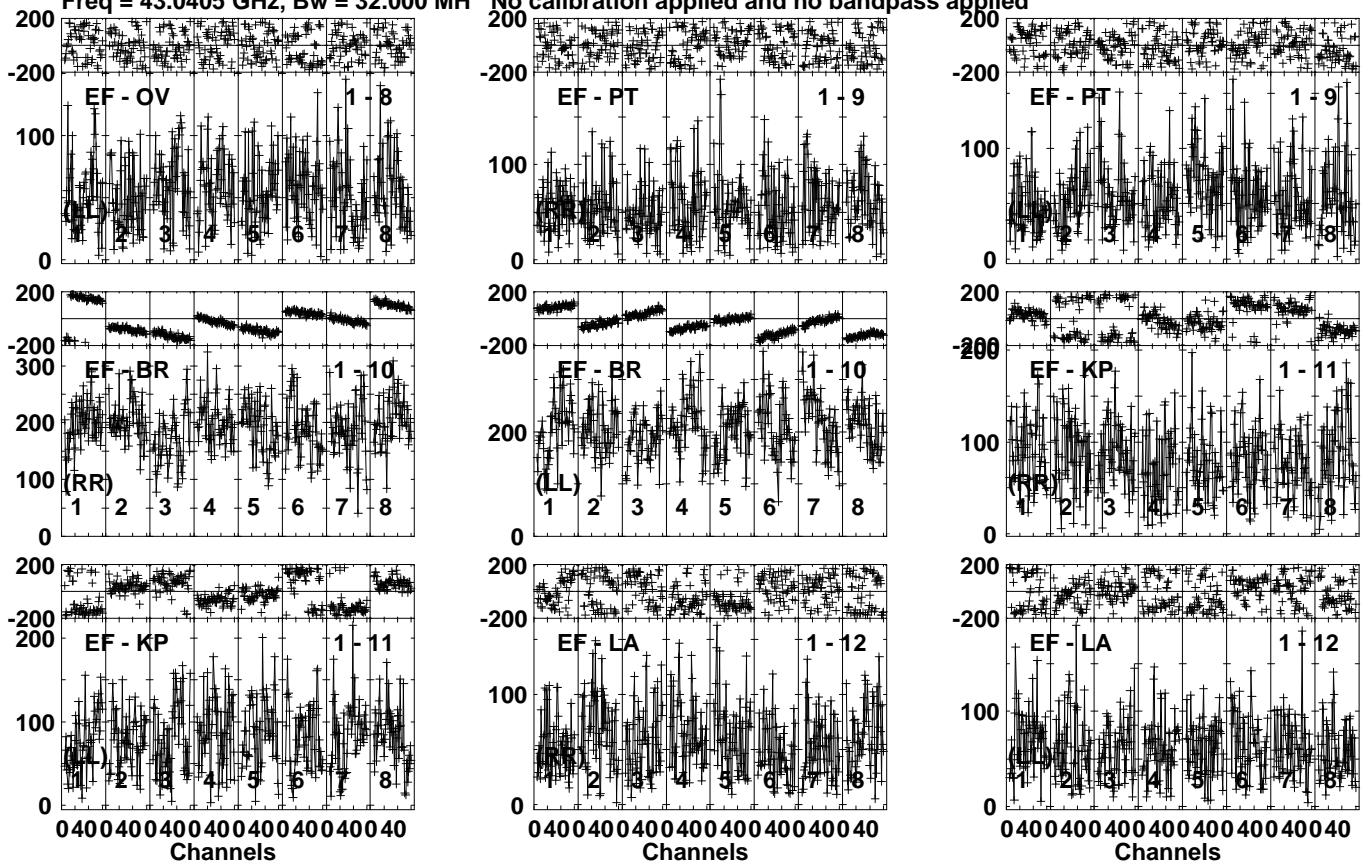
Lower frame: Micro Ampl Jy Top frame: Phas deg  
Vector averaged cross-power spectrum Several baselines displayed  
Timerange: 01/01:05:00 to 01/01:10:59

Plot file version 134 created 22-JUL-2021 03:04:56

M87 GK053.UVDATA.1

Freq = 43.0405 GHz, Bw = 32.000 MH

No calibration applied and no bandpass applied



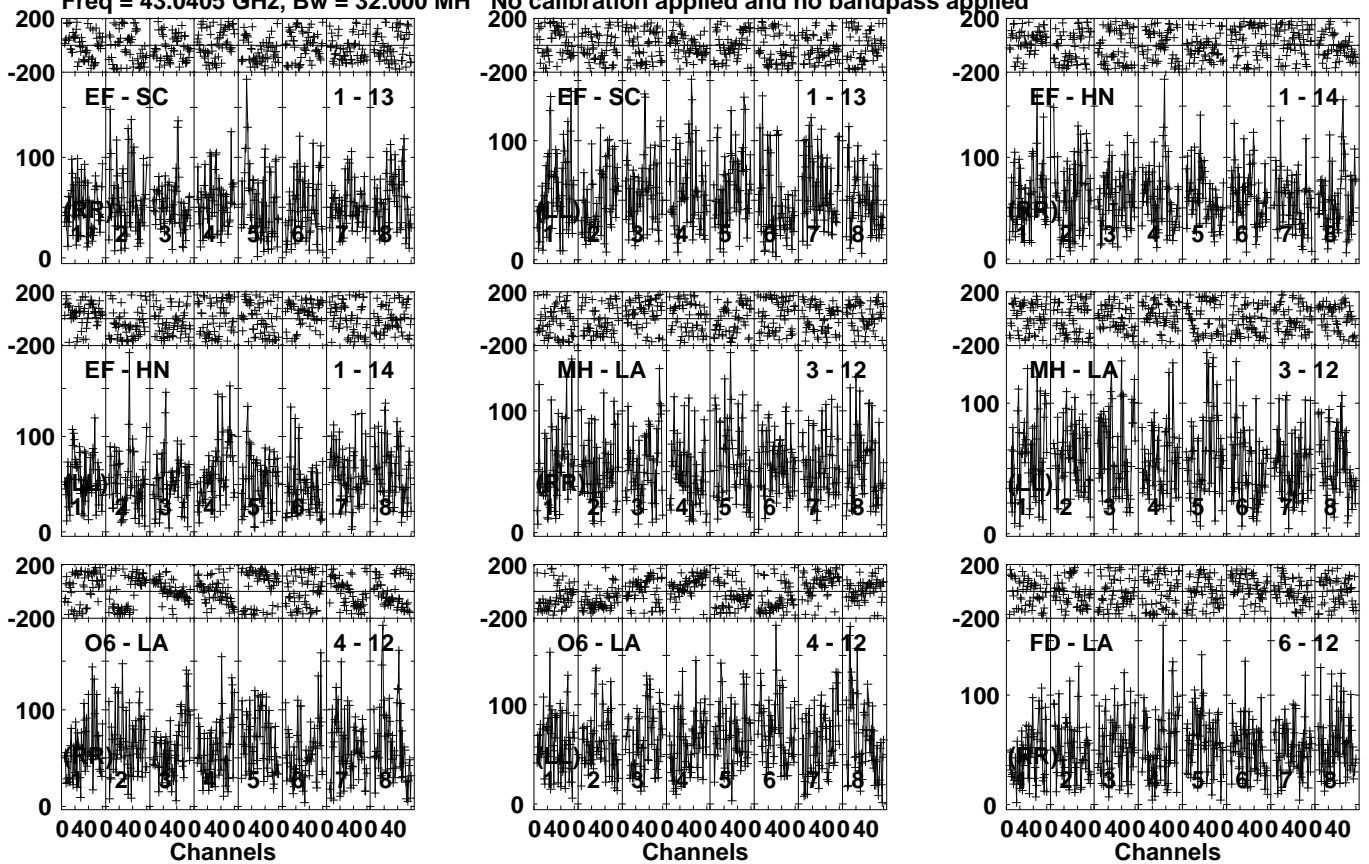
Lower frame: Micro Ampl Jy Top frame: Phas deg  
Vector averaged cross-power spectrum Several baselines displayed  
Timerange: 01/01:05:00 to 01/01:10:59

Plot file version 135 created 22-JUL-2021 03:04:57

M87 GK053.UVDATA.1

Freq = 43.0405 GHz, Bw = 32.000 MH

No calibration applied and no bandpass applied



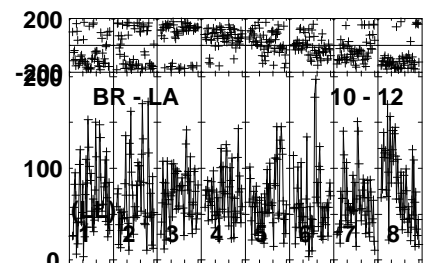
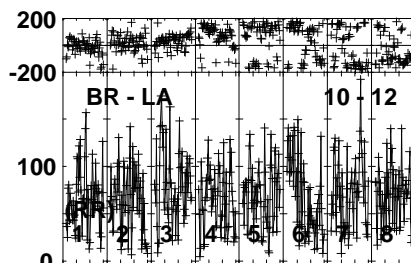
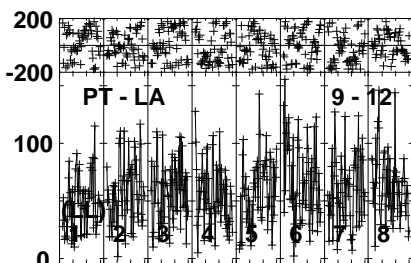
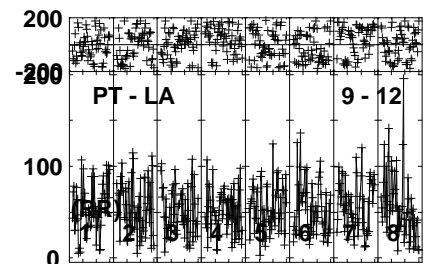
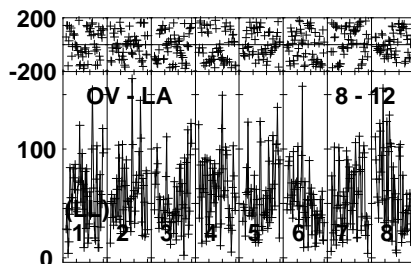
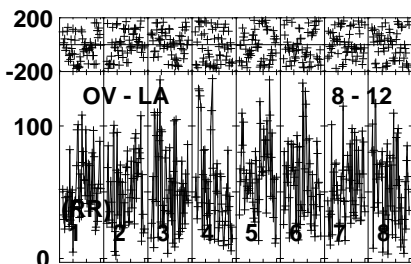
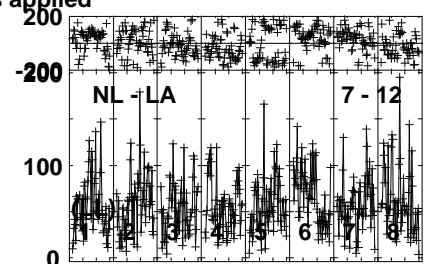
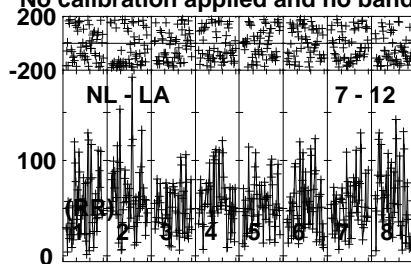
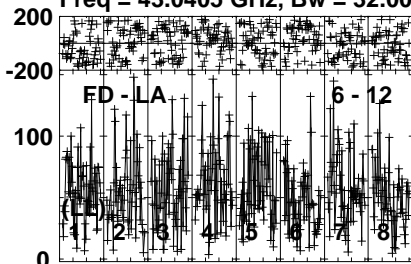
Lower frame: Micro Ampl Jy Top frame: Phas deg  
Vector averaged cross-power spectrum Several baselines displayed  
Timerange: 01/01:05:00 to 01/01:10:59

Plot file version 136 created 22-JUL-2021 03:04:58

M87 GK053.UVDATA.1

Freq = 43.0405 GHz, Bw = 32.000 MH

No calibration applied and no bandpass applied



040040040040040040040040040040  
Channels

040040040040040040040040040040  
Channels

040040040040040040040040040040  
Channels

Lower frame: Micro Ampl Jy Top frame: Phas deg  
Vector averaged cross-power spectrum Several baselines displayed  
Timerange: 01/01:05:00 to 01/01:10:59

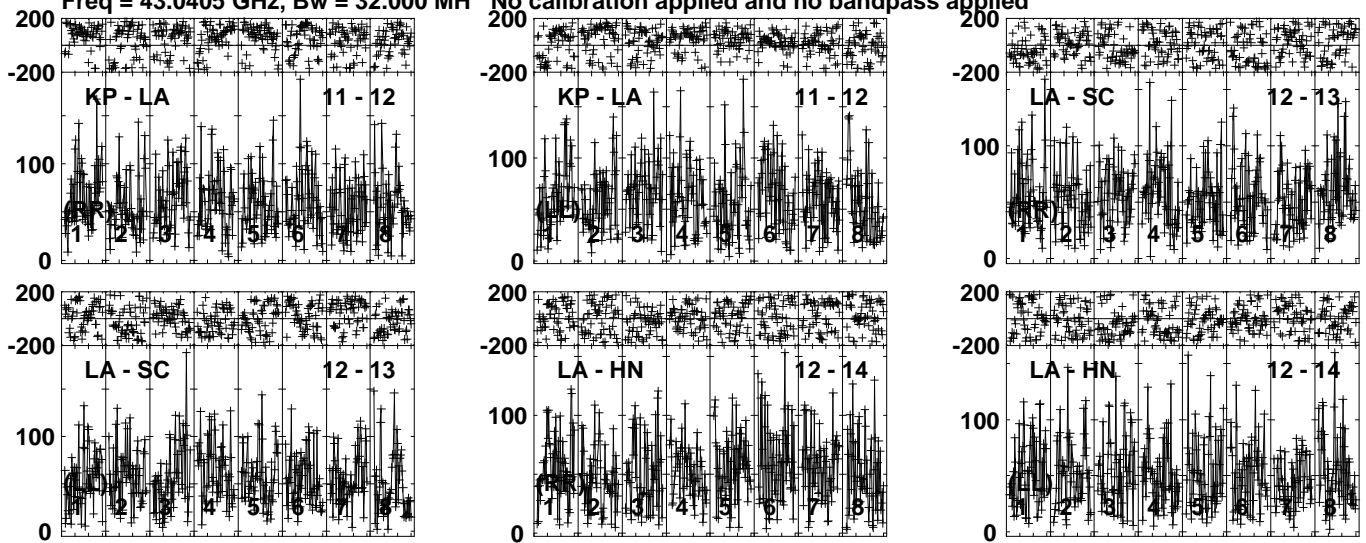


Plot file version 137 created 22-JUL-2021 03:04:59

M87 GK053.UVDATA.1

Freq = 43.0405 GHz, Bw = 32.000 MH

No calibration applied and no bandpass applied



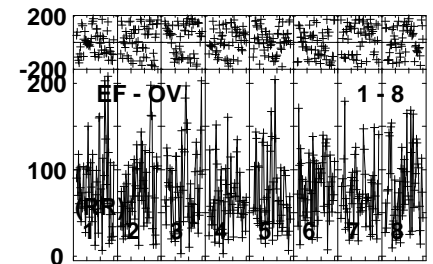
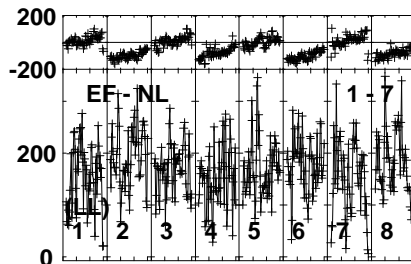
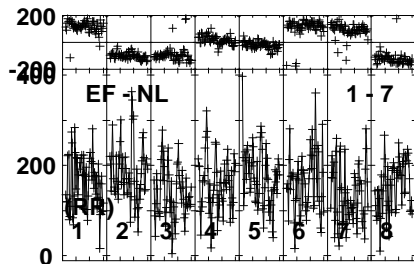
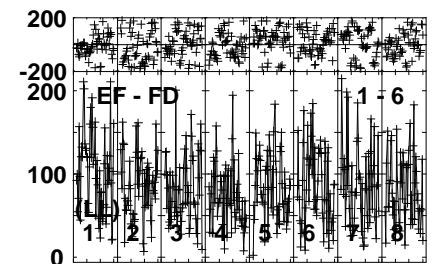
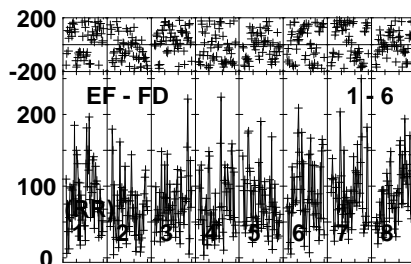
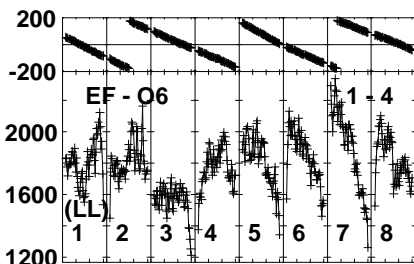
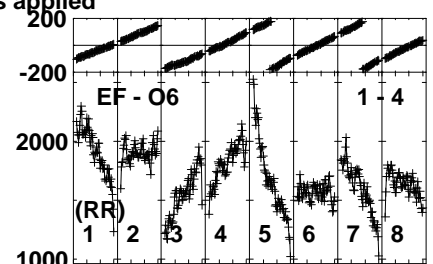
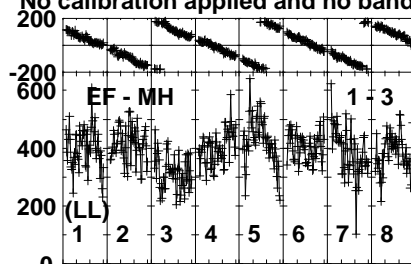
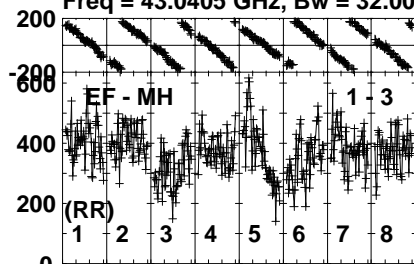
Lower frame: Micro Ampl Jy Top frame: Phas deg  
Vector averaged cross-power spectrum Several baselines displayed  
Timerange: 01/01:05:00 to 01/01:10:59

Plot file version 138 created 22-JUL-2021 03:05:03

3C273 GK053.UVDATA.1

Freq = 43.0405 GHz, Bw = 32.000 MH

No calibration applied and no bandpass applied



040040040040040040040040  
Channels

040040040040040040040040  
Channels

040040040040040040040040  
Channels

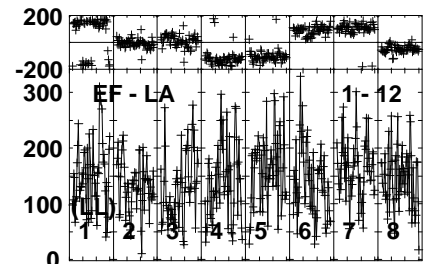
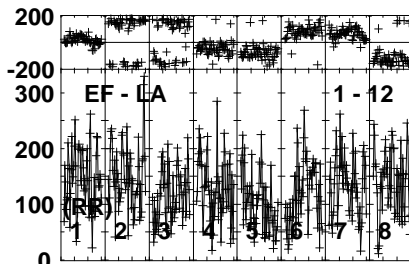
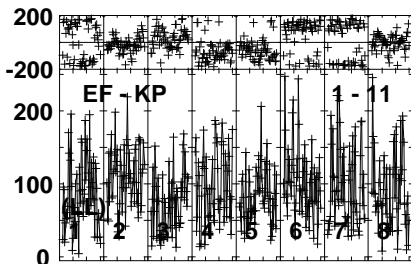
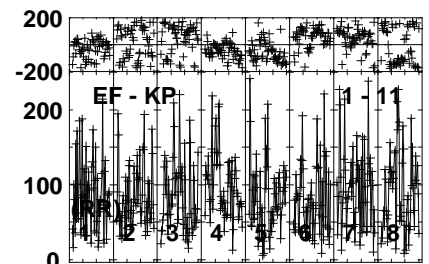
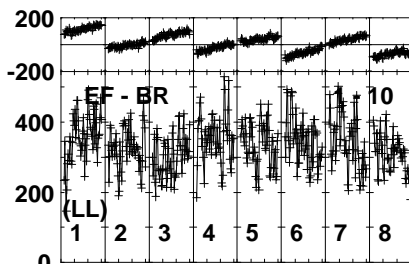
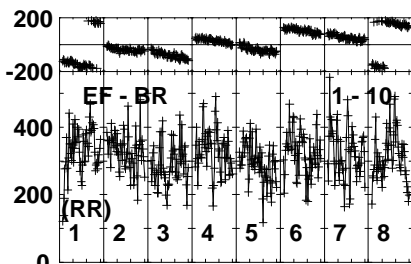
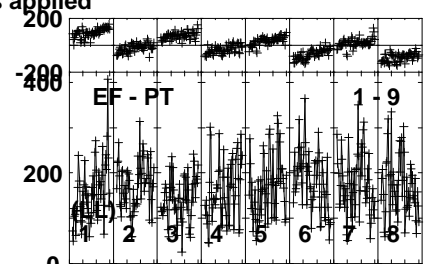
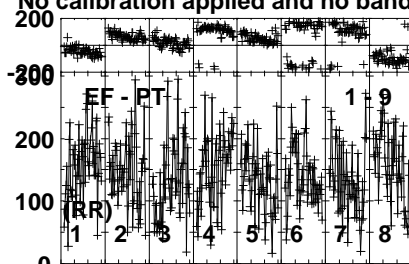
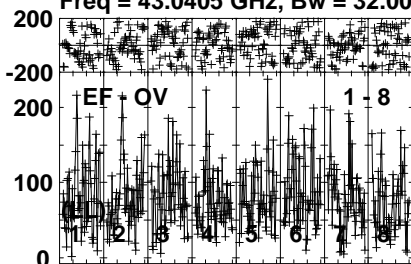
Lower frame: Micro Ampl Jy Top frame: Phas deg  
Vector averaged cross-power spectrum Several baselines displayed  
Timerange: 01/01:16:00 to 01/01:19:00

Plot file version 139 created 22-JUL-2021 03:05:04

3C273 GK053.UVDATA.1

Freq = 43.0405 GHz, Bw = 32.000 MH

No calibration applied and no bandpass applied



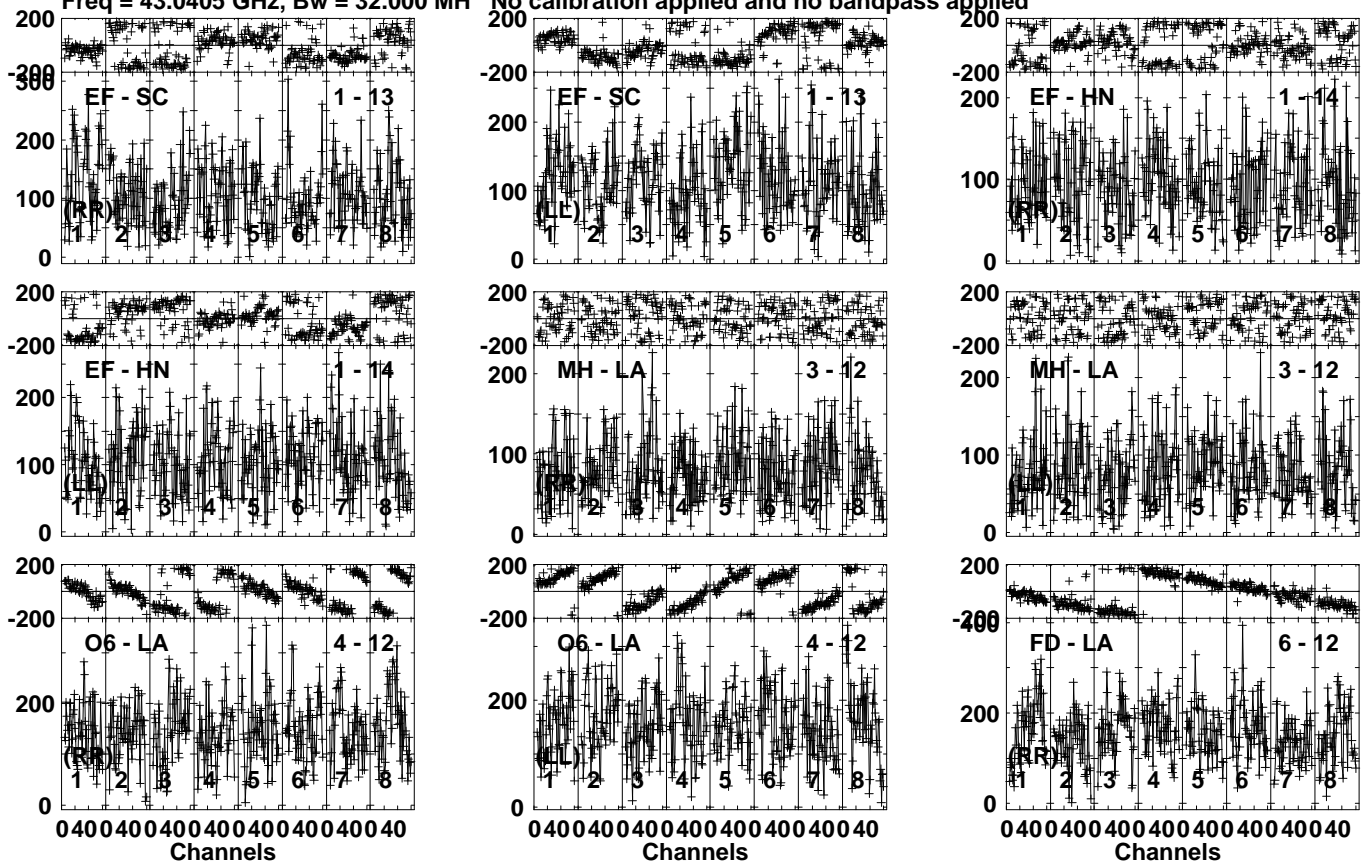
Lower frame: Micro Ampl Jy Top frame: Phas deg  
Vector averaged cross-power spectrum Several baselines displayed  
Timerange: 01/01:16:00 to 01/01:19:00

Plot file version 140 created 22-JUL-2021 03:05:05

3C273 GK053.UVDATA.1

Freq = 43.0405 GHz, Bw = 32.000 MH

No calibration applied and no bandpass applied



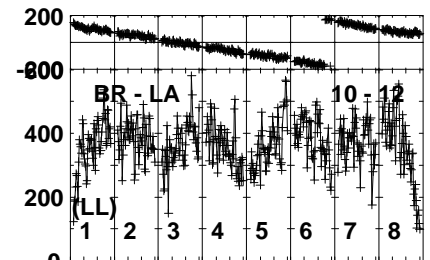
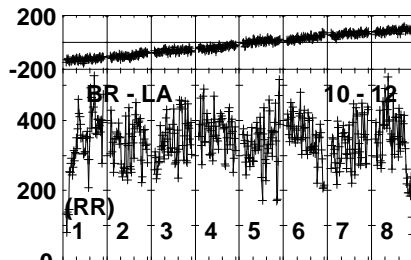
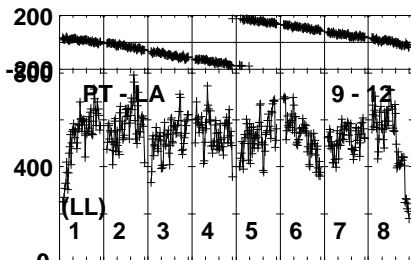
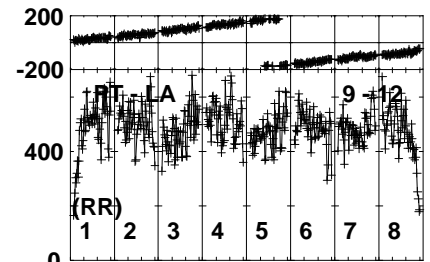
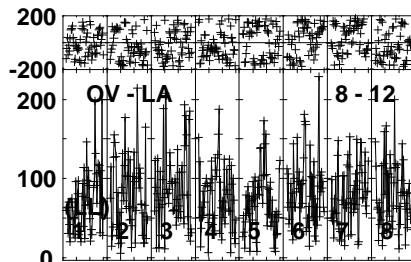
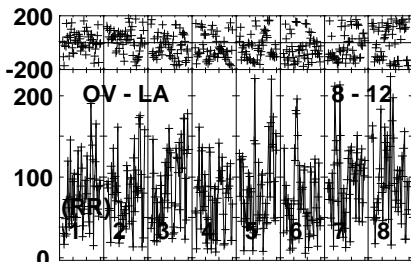
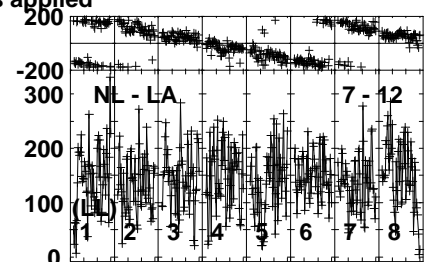
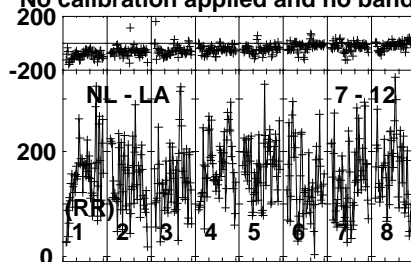
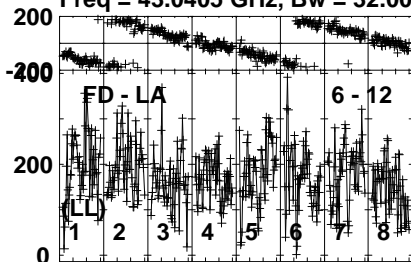
Lower frame: Micro Ampl Jy Top frame: Phas deg  
Vector averaged cross-power spectrum Several baselines displayed  
Timerange: 01/01:16:00 to 01/01:19:00

Plot file version 141 created 22-JUL-2021 03:05:07

3C273 GK053.UVDATA.1

Freq = 43.0405 GHz, Bw = 32.000 MH

No calibration applied and no bandpass applied



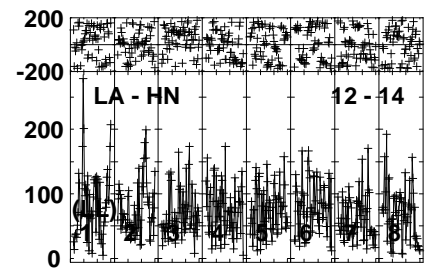
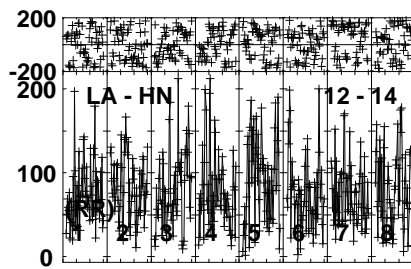
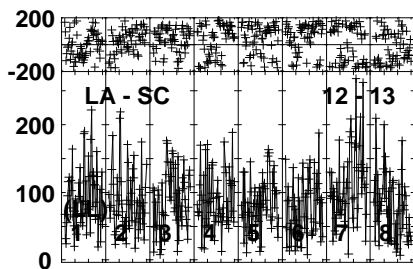
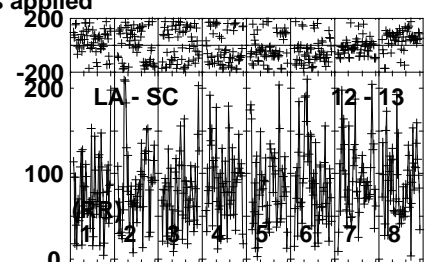
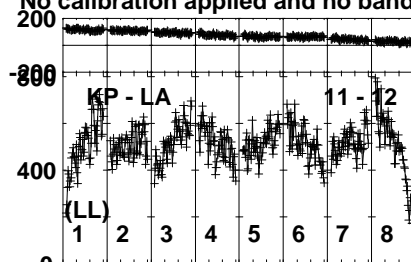
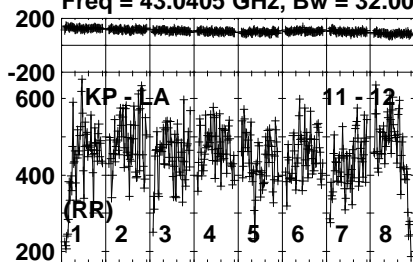
Lower frame: Micro Ampl Jy Top frame: Phas deg  
Vector averaged cross-power spectrum Several baselines displayed  
Timerange: 01/01:16:00 to 01/01:19:00

Plot file version 142 created 22-JUL-2021 03:05:08

3C273 GK053.UVDATA.1

Freq = 43.0405 GHz, Bw = 32.000 MH

No calibration applied and no bandpass applied



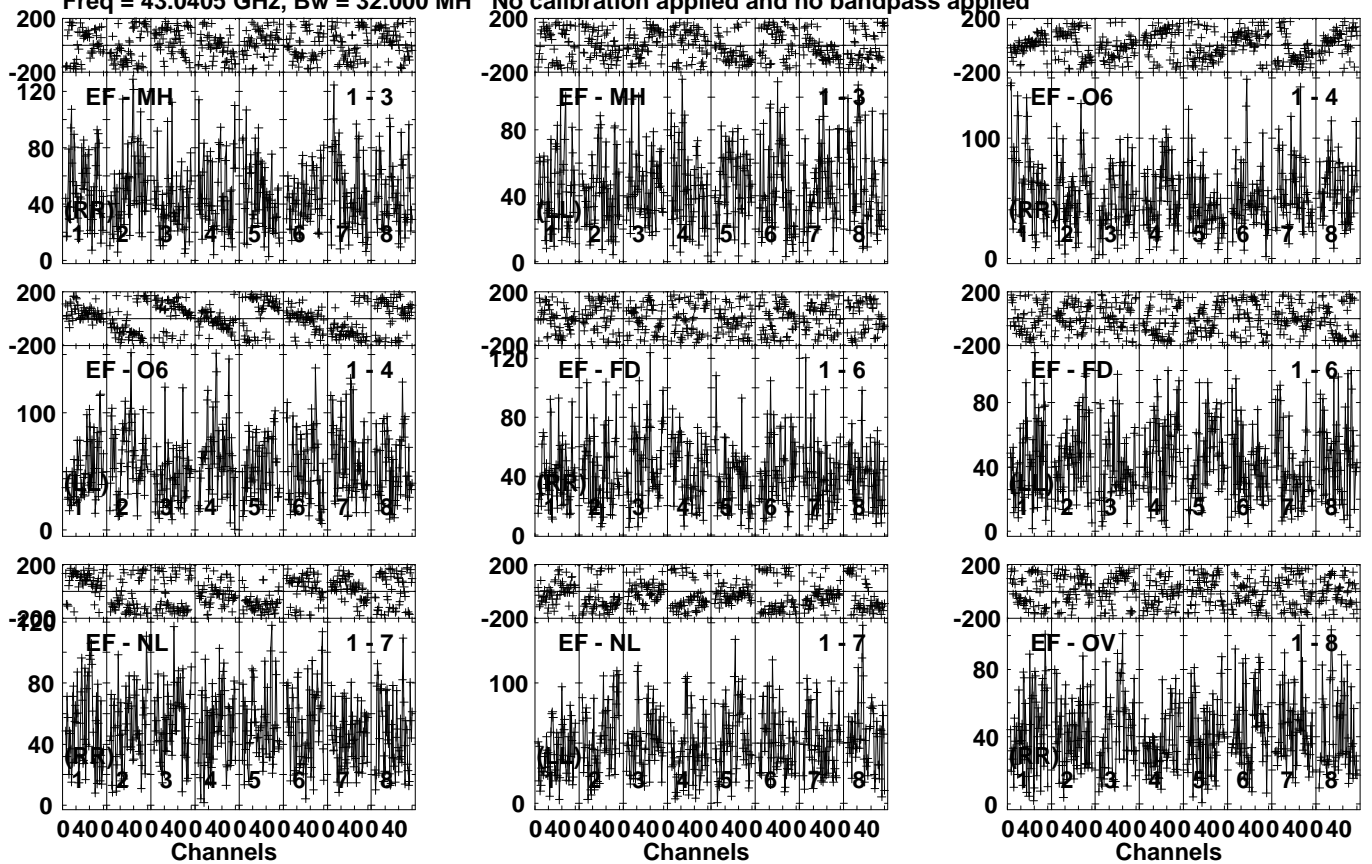
Lower frame: Micro Ampl Jy Top frame: Phas deg  
Vector averaged cross-power spectrum Several baselines displayed  
Timerange: 01/01:16:00 to 01/01:19:00

Plot file version 143 created 22-JUL-2021 03:05:10

M87 GK053.UVDATA.1

Freq = 43.0405 GHz, Bw = 32.000 MH

No calibration applied and no bandpass applied



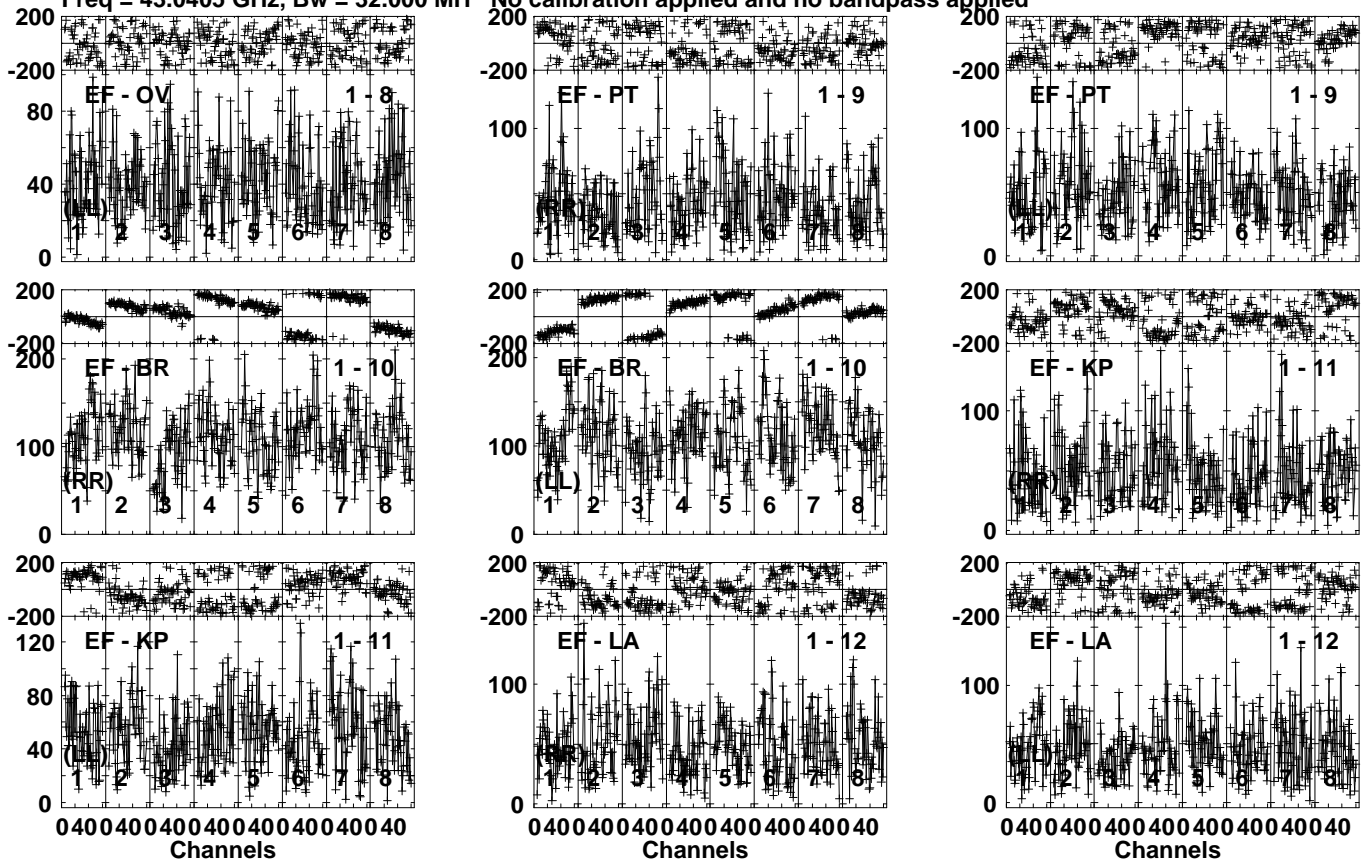
Lower frame: Micro Ampl Jy Top frame: Phas deg  
Vector averaged cross-power spectrum Several baselines displayed  
Timerange: 01/01:21:01 to 01/01:30:59

Plot file version 144 created 22-JUL-2021 03:05:11

M87 GK053.UVDATA.1

Freq = 43.0405 GHz, Bw = 32.000 MH

No calibration applied and no bandpass applied



Lower frame: Micro Ampl Jy Top frame: Phas deg  
Vector averaged cross-power spectrum Several baselines displayed  
Timerange: 01/01:21:01 to 01/01:30:59

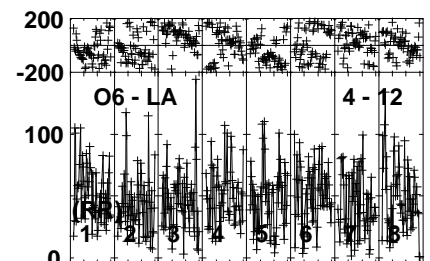
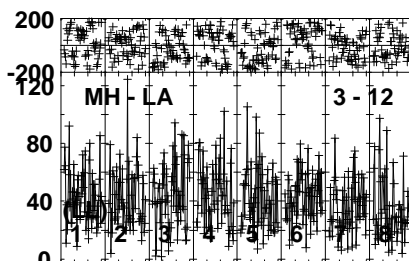
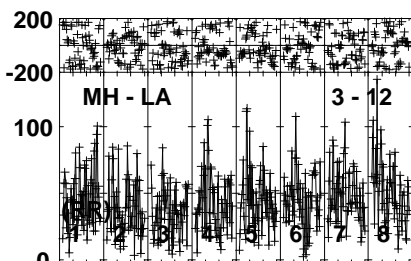
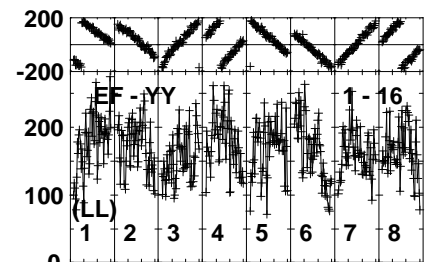
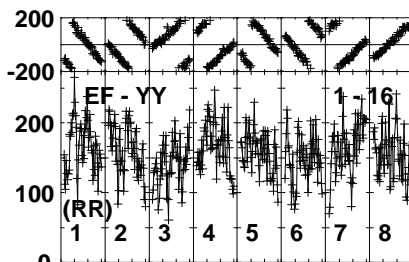
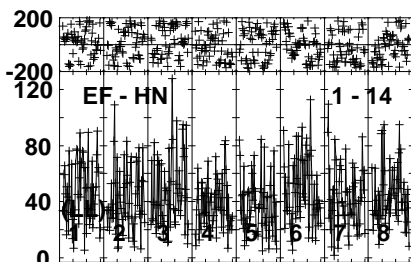
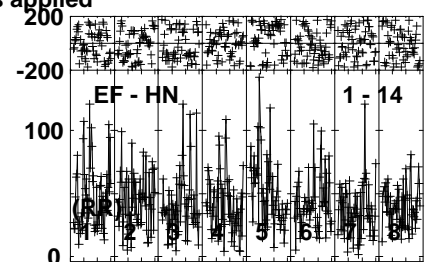
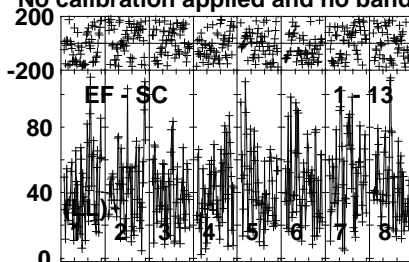
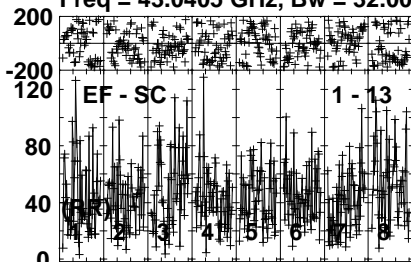


Plot file version 145 created 22-JUL-2021 03:05:12

M87 GK053.UVDATA.1

Freq = 43.0405 GHz, Bw = 32.000 MH

No calibration applied and no bandpass applied



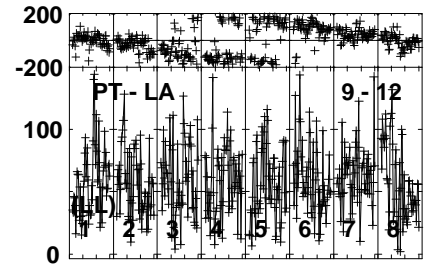
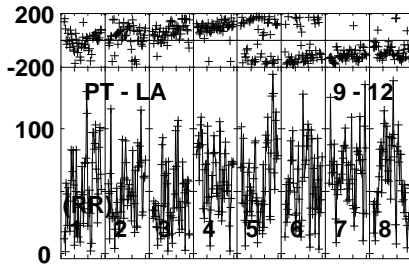
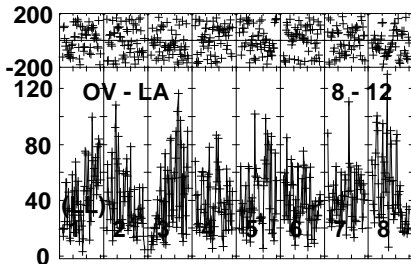
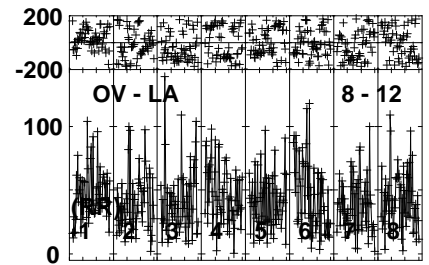
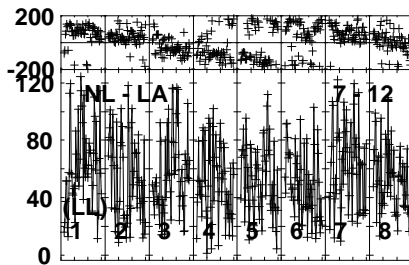
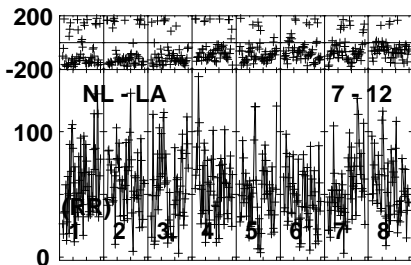
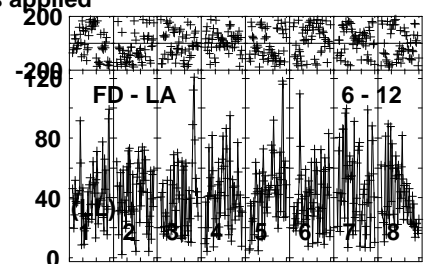
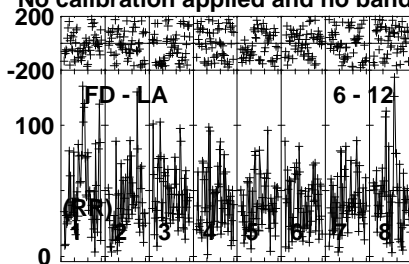
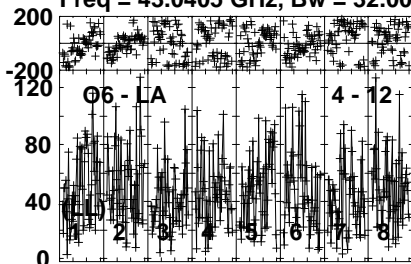
Lower frame: Micro Ampl Jy Top frame: Phas deg  
Vector averaged cross-power spectrum Several baselines displayed  
Timerange: 01/01:21:01 to 01/01:30:59

Plot file version 146 created 22-JUL-2021 03:05:14

M87 GK053.UVDATA.1

Freq = 43.0405 GHz, Bw = 32.000 MH

No calibration applied and no bandpass applied



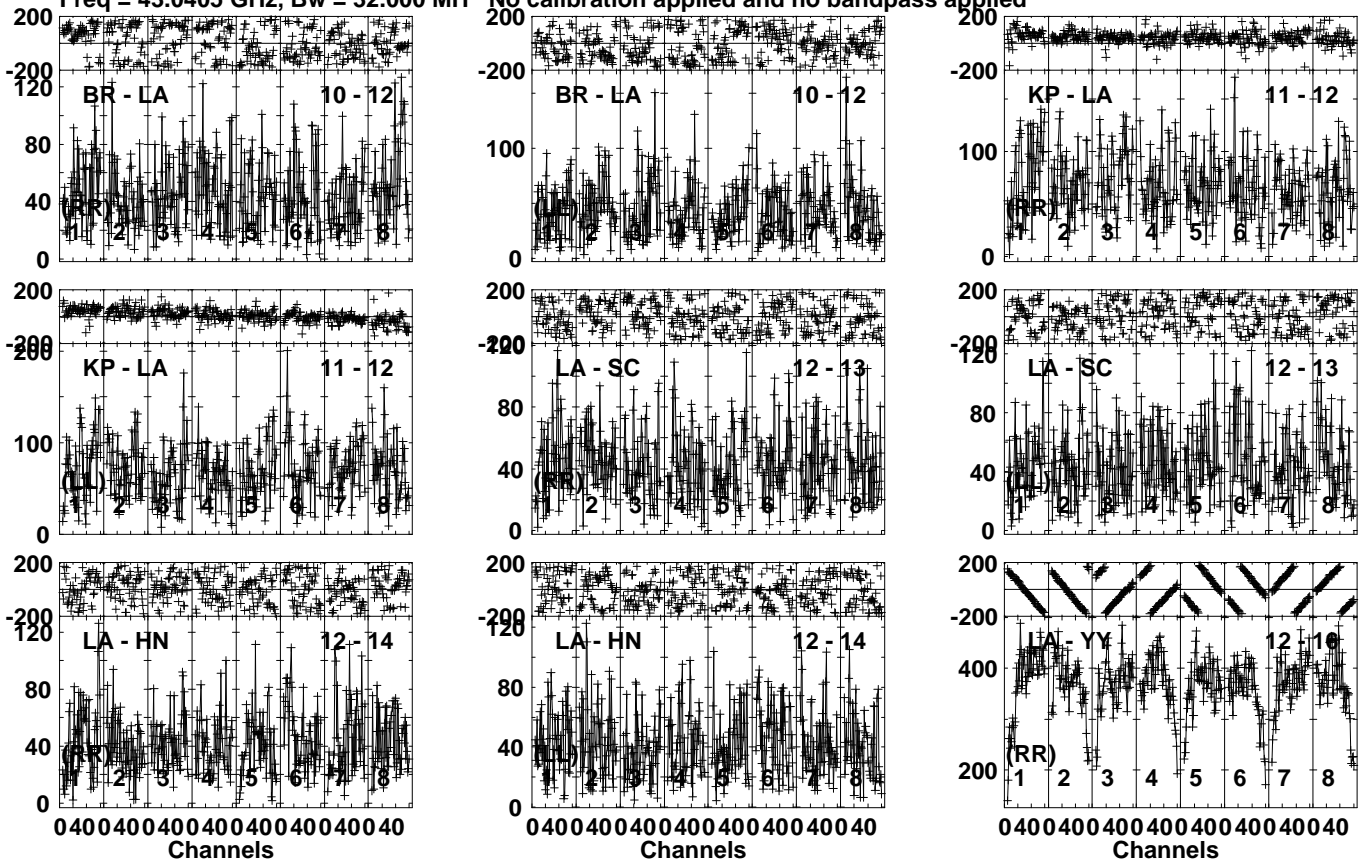
Lower frame: Micro Ampl Jy Top frame: Phas deg  
Vector averaged cross-power spectrum Several baselines displayed  
Timerange: 01/01:21:01 to 01/01:30:59

Plot file version 147 created 22-JUL-2021 03:05:15

M87 GK053.UVDATA.1

Freq = 43.0405 GHz, Bw = 32.000 MH

No calibration applied and no bandpass applied

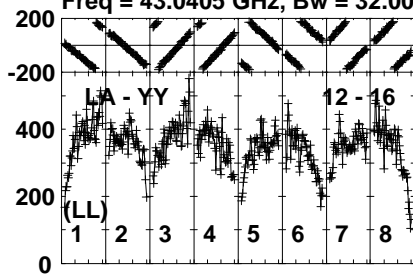


Lower frame: Micro Ampl Jy Top frame: Phas deg  
Vector averaged cross-power spectrum Several baselines displayed  
Timerange: 01/01:21:01 to 01/01:30:59

Plot file version 148 created 22-JUL-2021 03:05:16

M87 GK053.UVDATA.1

Freq = 43.0405 GHz, Bw = 32.000 MH No calibration applied and no bandpass applied



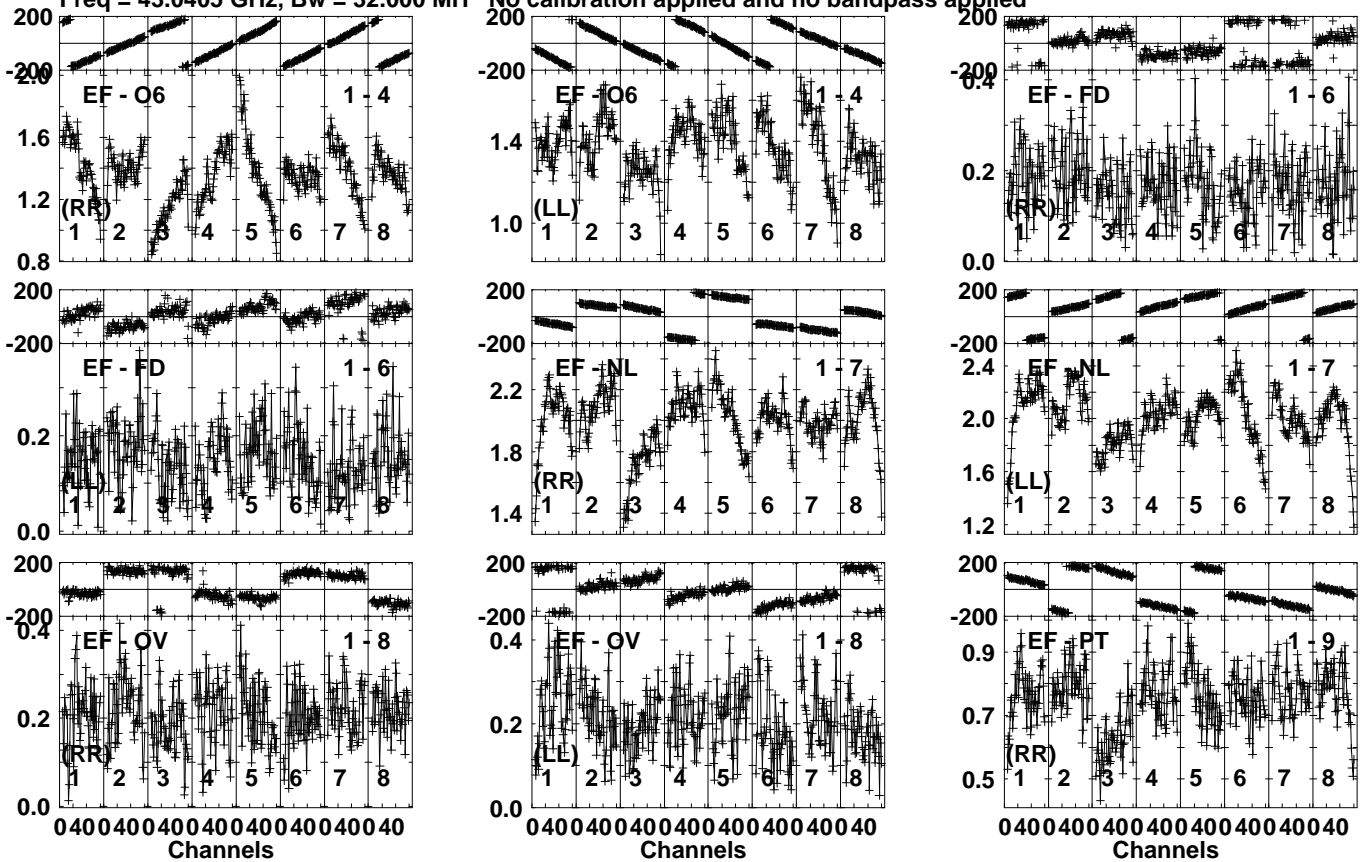
Lower frame: Micro Ampl Jy Top frame: Phas deg  
Vector averaged cross-power spectrum Several baselines displayed  
Timerange: 01/01:21:01 to 01/01:30:59

Plot file version 149 created 22-JUL-2021 03:05:19

3C279 GK053.UVDATA.1

Freq = 43.0405 GHz, Bw = 32.000 MH

No calibration applied and no bandpass applied



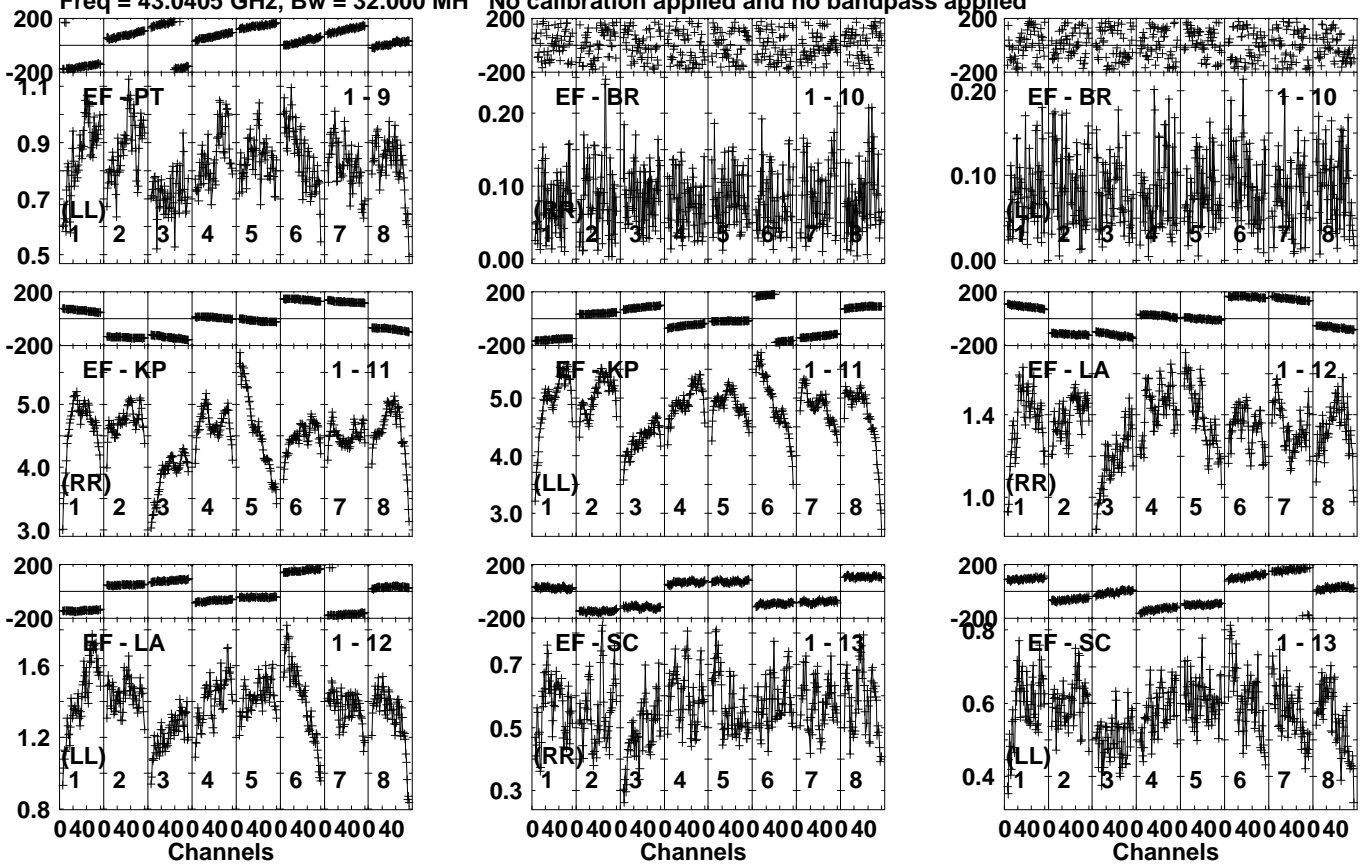
Lower frame: Milli Ampl Jy Top frame: Phas deg  
Vector averaged cross-power spectrum Several baselines displayed  
Timerange: 01/01:36:00 to 01/01:38:59

Plot file version 150 created 22-JUL-2021 03:05:20

3C279 GK053.UVDATA.1

Freq = 43.0405 GHz, Bw = 32.000 MH

No calibration applied and no bandpass applied



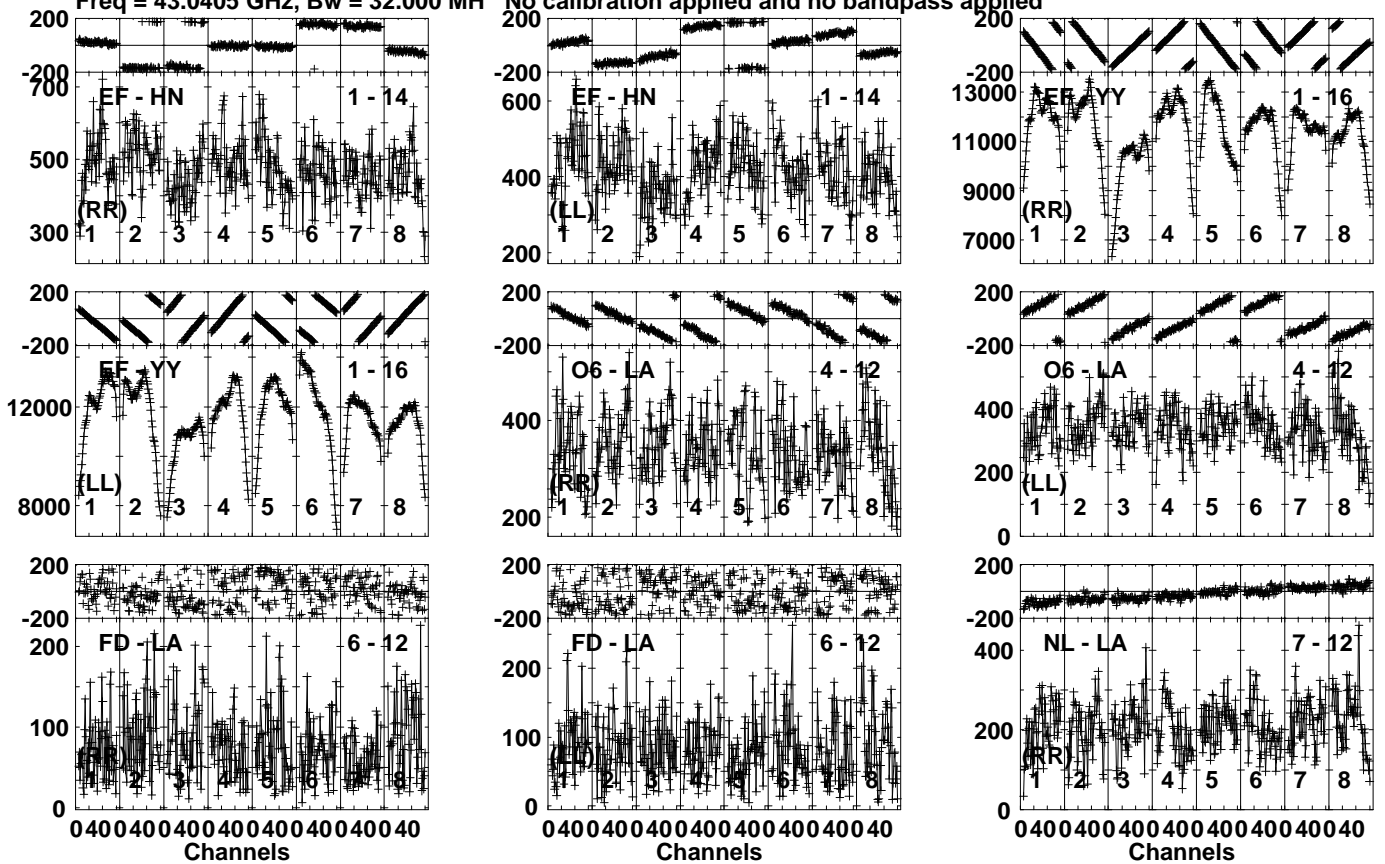
Lower frame: Milli Ampl Jy Top frame: Phas deg  
Vector averaged cross-power spectrum Several baselines displayed  
Timerange: 01/01:36:00 to 01/01:38:59

Plot file version 151 created 22-JUL-2021 03:05:21

3C279 GK053.UVDATA.1

Freq = 43.0405 GHz, Bw = 32.000 MH

No calibration applied and no bandpass applied



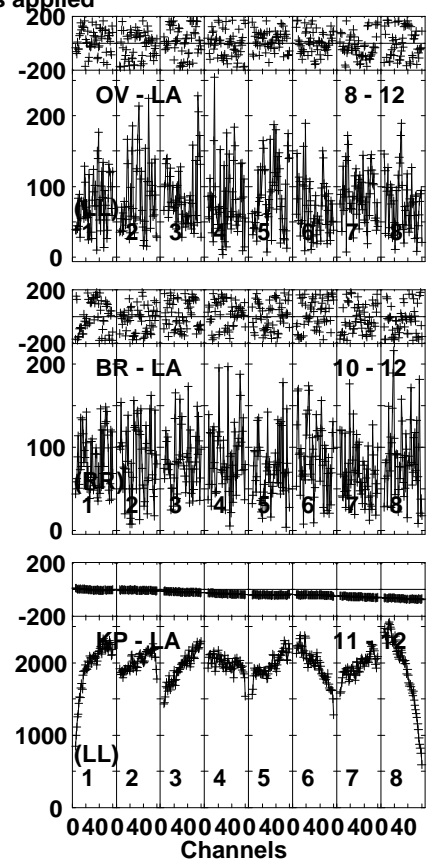
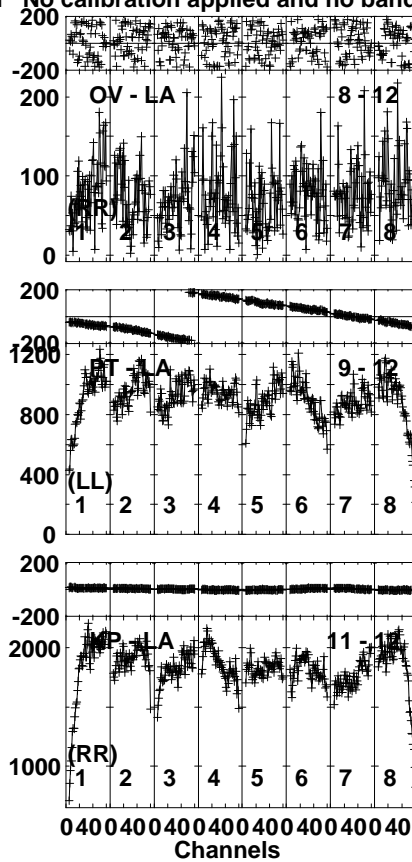
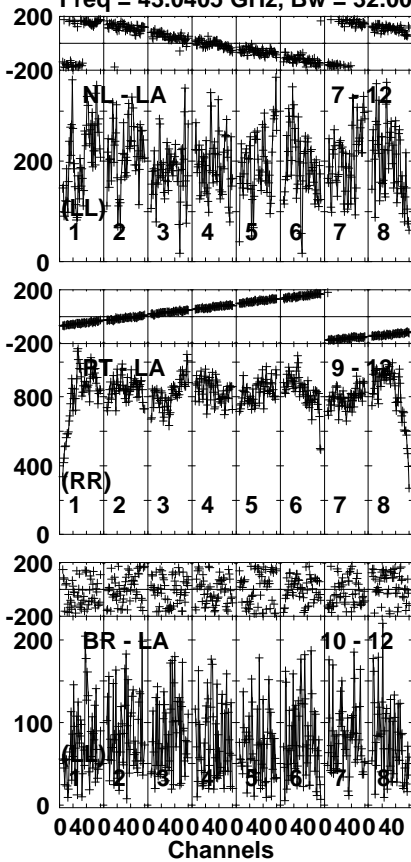
Lower frame: Micro Ampl Jy Top frame: Phas deg  
Vector averaged cross-power spectrum Several baselines displayed  
Timerange: 01/01:36:00 to 01/01:38:59

Plot file version 152 created 22-JUL-2021 03:05:23

3C279 GK053.UVDATA.1

Freq = 43.0405 GHz, Bw = 32.000 MH

No calibration applied and no bandpass applied



Lower frame: Micro Ampl Jy Top frame: Phas deg  
Vector averaged cross-power spectrum Several baselines displayed  
Timerange: 01/01:36:00 to 01/01:38:59

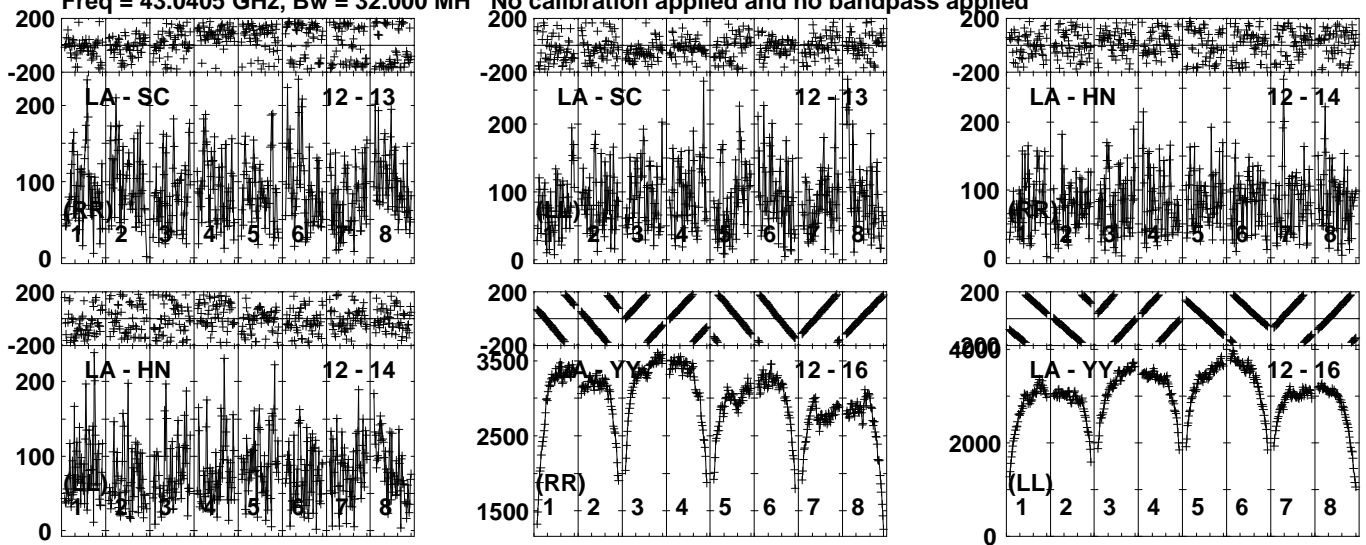


Plot file version 153 created 22-JUL-2021 03:05:24

3C279 GK053.UVDATA.1

Freq = 43.0405 GHz, Bw = 32.000 MH

No calibration applied and no bandpass applied



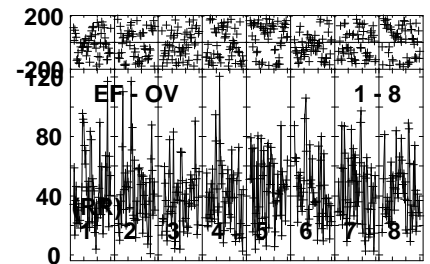
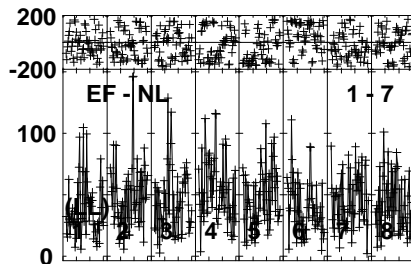
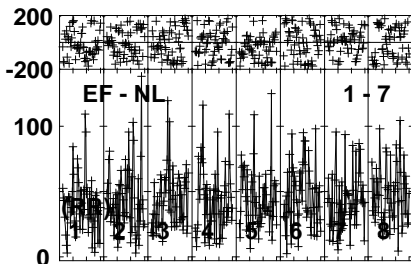
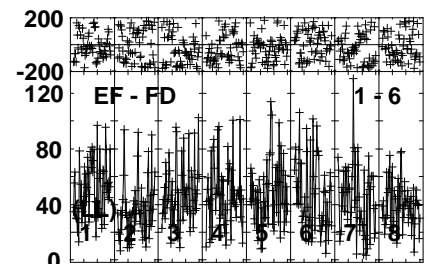
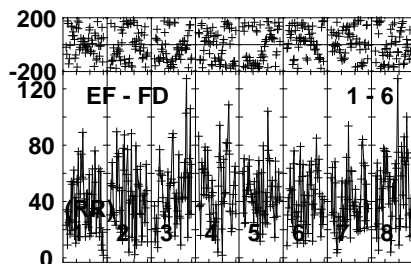
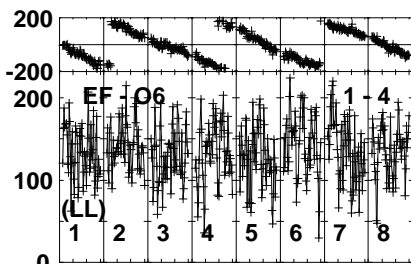
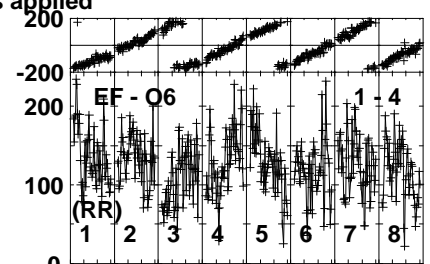
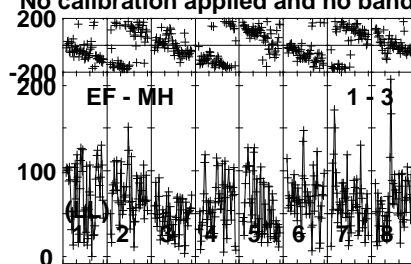
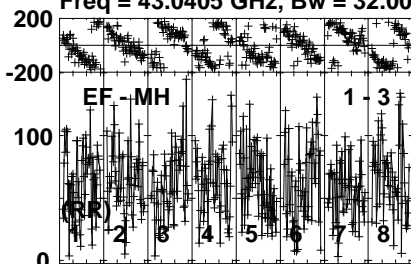
Lower frame: Micro Ampl Jy Top frame: Phas deg  
Vector averaged cross-power spectrum Several baselines displayed  
Timerange: 01/01:36:00 to 01/01:38:59

Plot file version 154 created 22-JUL-2021 03:05:26

M87 GK053.UVDATA.1

Freq = 43.0405 GHz, Bw = 32.000 MH

No calibration applied and no bandpass applied



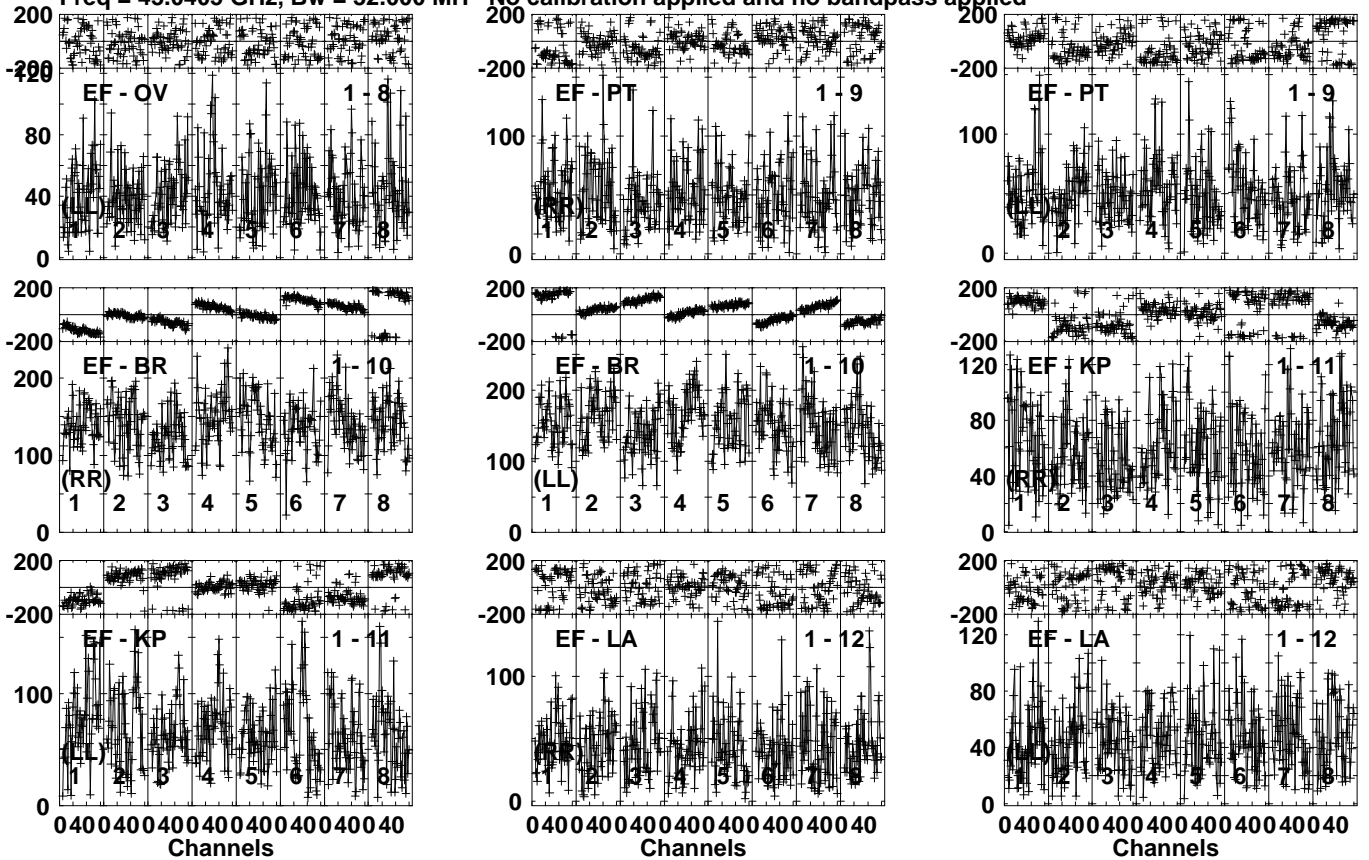
Lower frame: Micro Ampl Jy Top frame: Phas deg  
Vector averaged cross-power spectrum Several baselines displayed  
Timerange: 01/01:41:00 to 01/01:50:59

Plot file version 155 created 22-JUL-2021 03:05:27

M87 GK053.UVDATA.1

Freq = 43.0405 GHz, Bw = 32.000 MH

No calibration applied and no bandpass applied



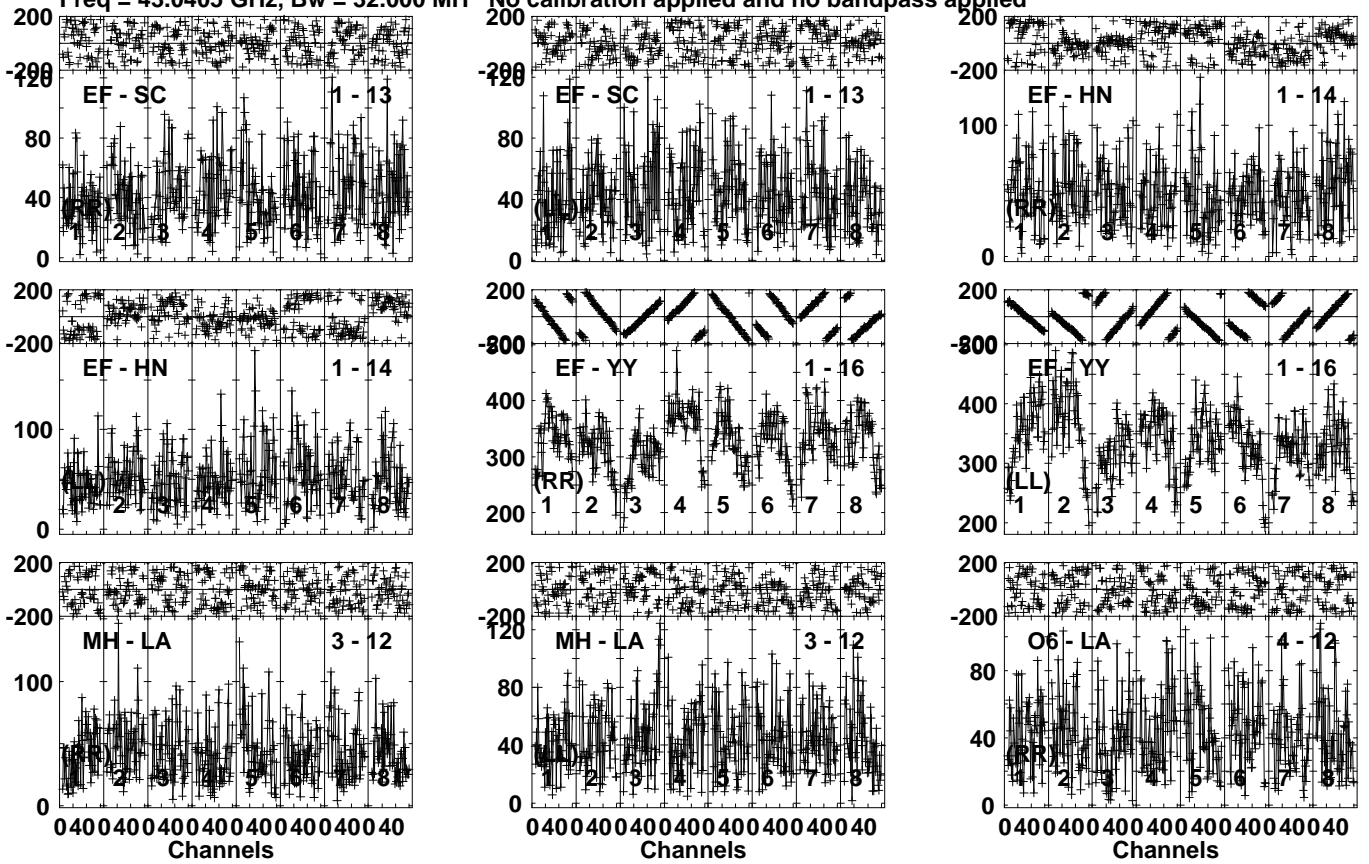
Lower frame: Micro Ampl Jy Top frame: Phas deg  
Vector averaged cross-power spectrum Several baselines displayed  
Timerange: 01/01:41:00 to 01/01:50:59

Plot file version 156 created 22-JUL-2021 03:05:28

M87 GK053.UVDATA.1

Freq = 43.0405 GHz, Bw = 32.000 MH

No calibration applied and no bandpass applied



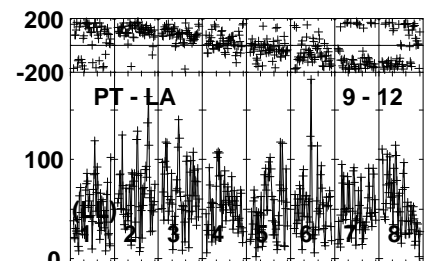
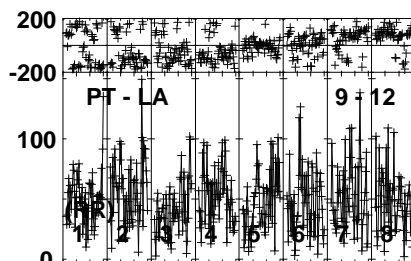
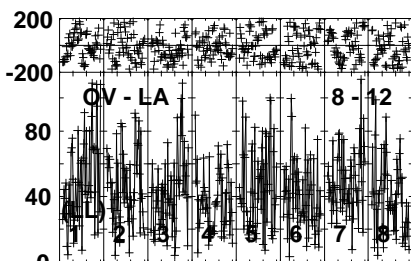
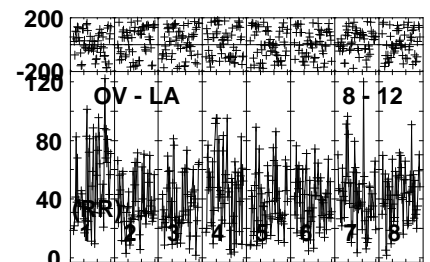
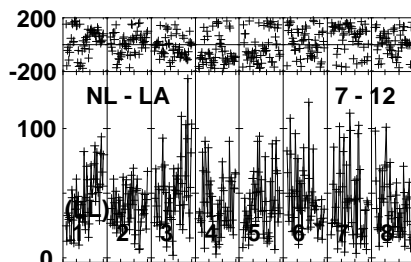
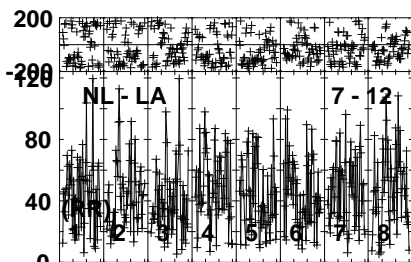
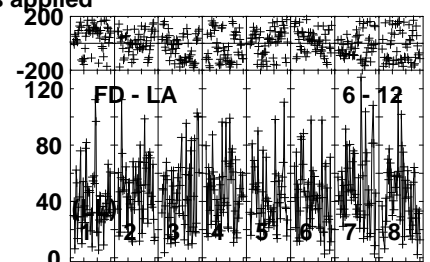
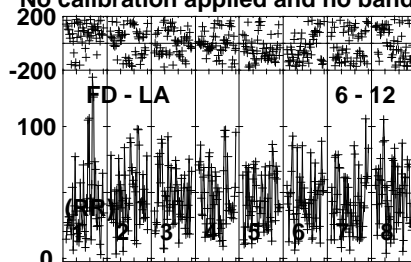
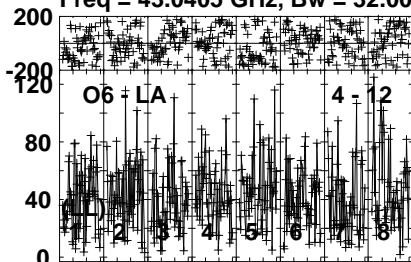
Lower frame: Micro Ampl Jy Top frame: Phas deg  
Vector averaged cross-power spectrum Several baselines displayed  
Timerange: 01/01:41:00 to 01/01:50:59

Plot file version 157 created 22-JUL-2021 03:05:30

M87 GK053.UVDATA.1

Freq = 43.0405 GHz, Bw = 32.000 MH

No calibration applied and no bandpass applied



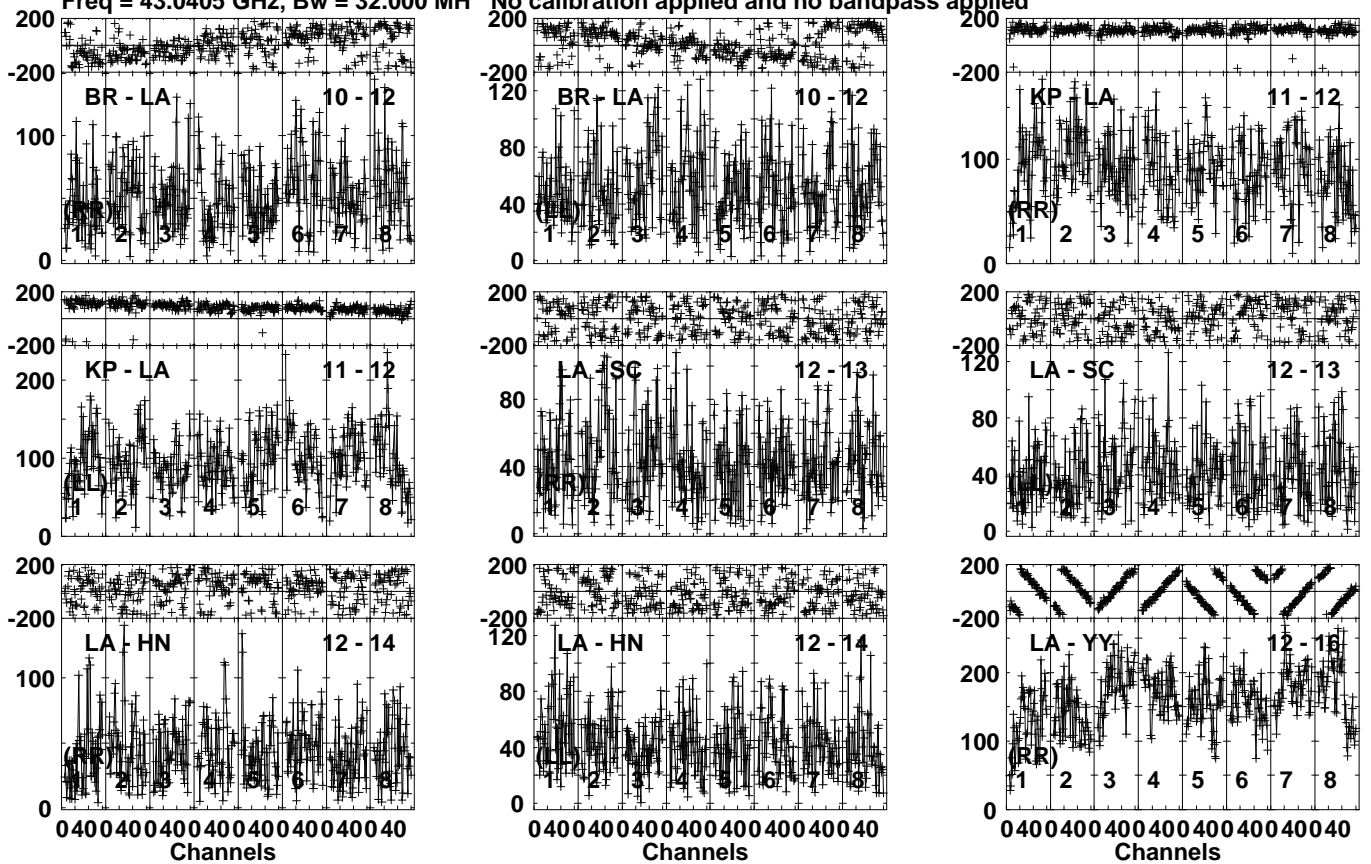
Lower frame: Micro Ampl Jy Top frame: Phas deg  
Vector averaged cross-power spectrum Several baselines displayed  
Timerange: 01/01:41:00 to 01/01:50:59

Plot file version 158 created 22-JUL-2021 03:05:32

M87 GK053.UVDATA.1

Freq = 43.0405 GHz, Bw = 32.000 MH

No calibration applied and no bandpass applied

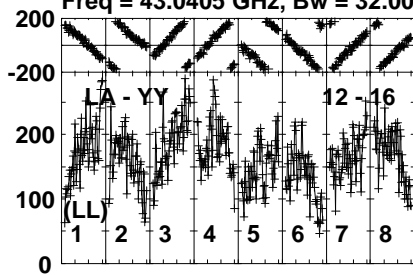


Lower frame: Micro Ampl Jy Top frame: Phas deg  
Vector averaged cross-power spectrum Several baselines displayed  
Timerange: 01/01:41:00 to 01/01:50:59

Plot file version 159 created 22-JUL-2021 03:05:33

M87 GK053.UVDATA.1

Freq = 43.0405 GHz, Bw = 32.000 MH No calibration applied and no bandpass applied



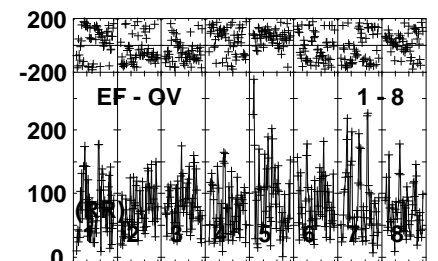
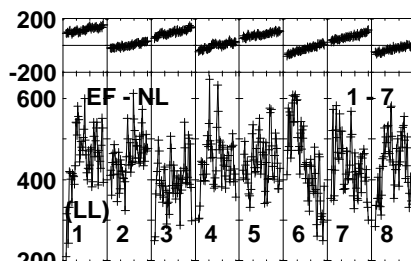
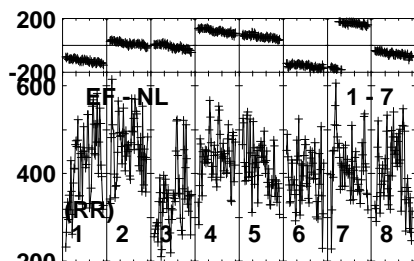
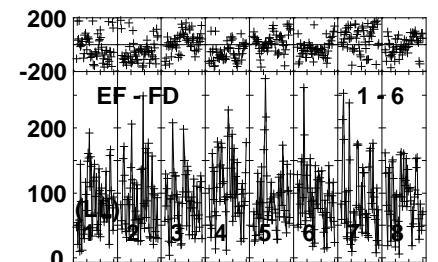
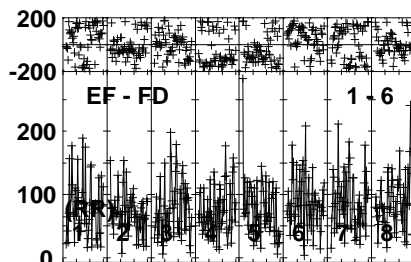
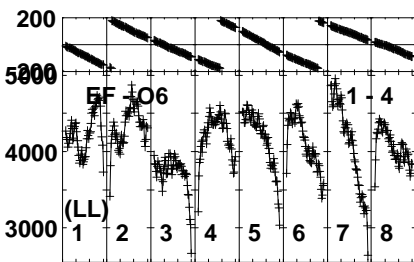
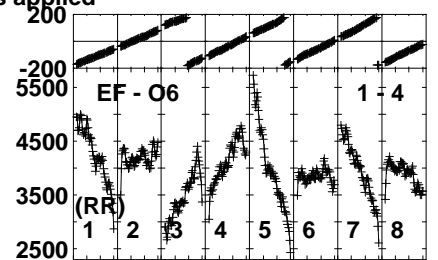
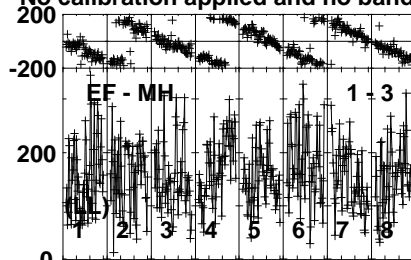
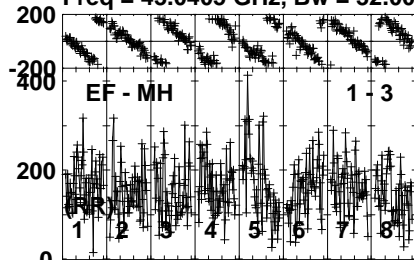
Lower frame: Micro Ampl Jy Top frame: Phas deg  
Vector averaged cross-power spectrum Several baselines displayed  
Timerange: 01/01:41:00 to 01/01:50:59

Plot file version 160 created 22-JUL-2021 03:05:35

3C273 GK053.UVDATA.1

Freq = 43.0405 GHz, Bw = 32.000 MH

No calibration applied and no bandpass applied



Lower frame: Micro Ampl Jy Top frame: Phas deg  
Vector averaged cross-power spectrum Several baselines displayed  
Timerange: 01/01:56:01 to 01/01:59:00

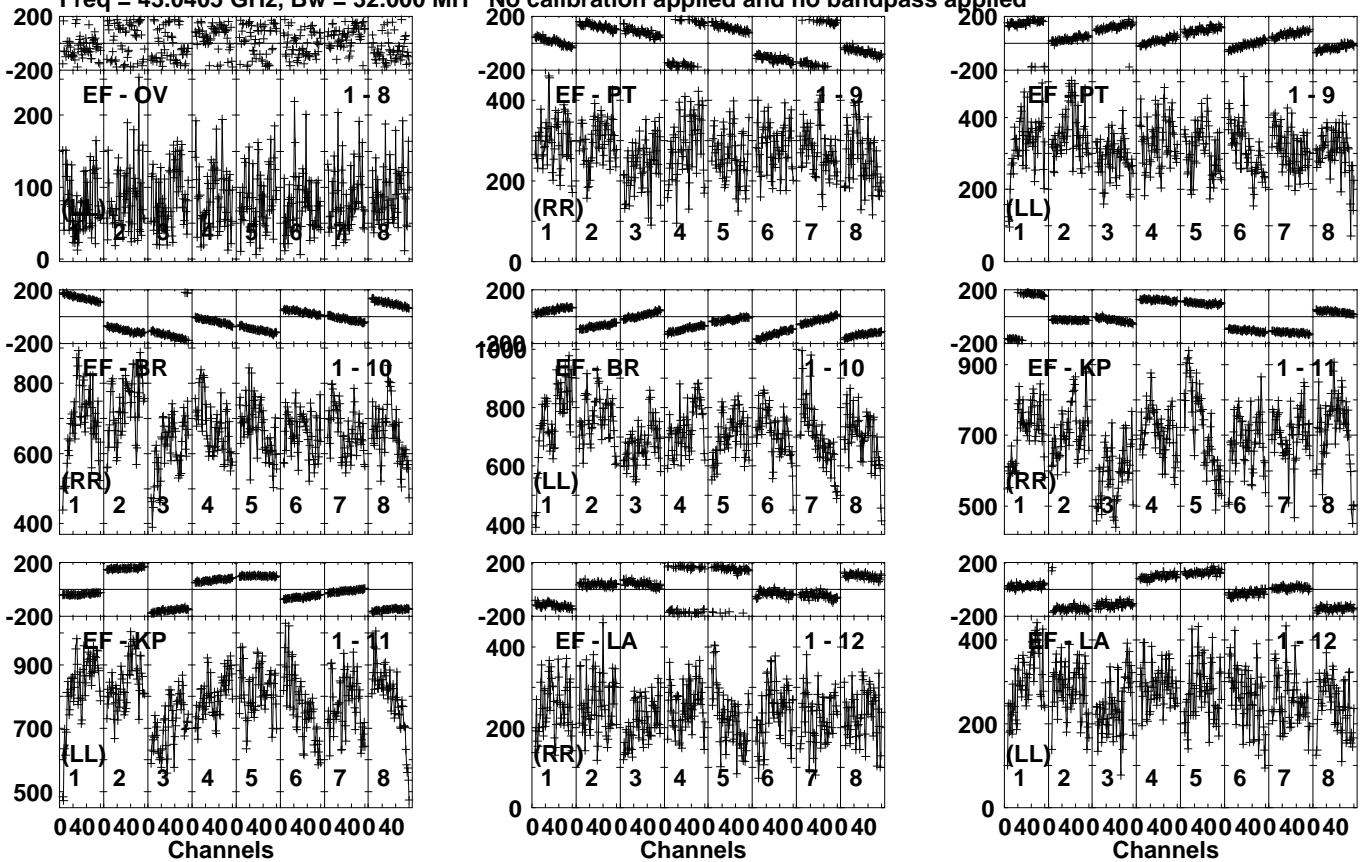


Plot file version 161 created 22-JUL-2021 03:05:35

3C273 GK053.UVDATA.1

Freq = 43.0405 GHz, Bw = 32.000 MH

No calibration applied and no bandpass applied



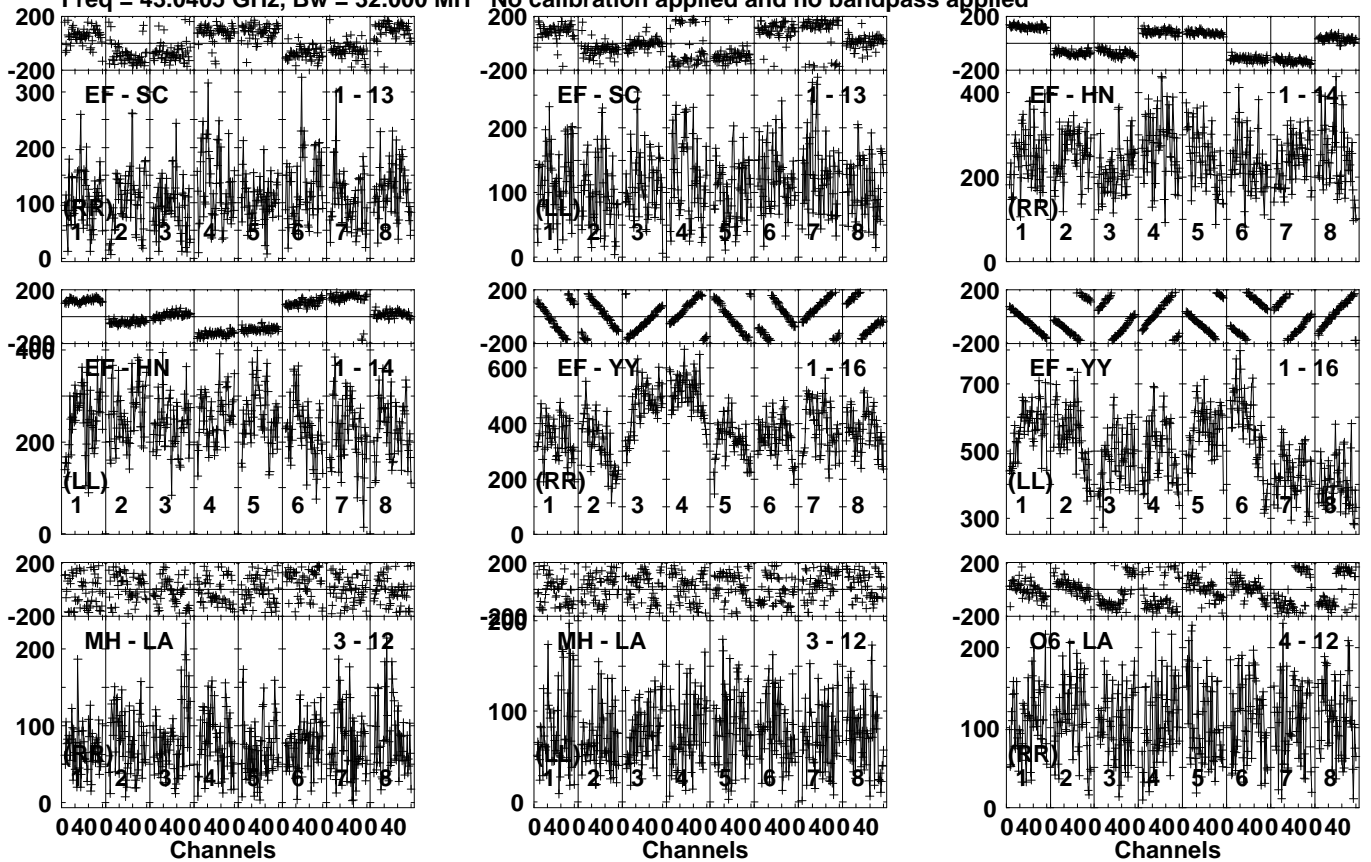
Lower frame: Micro Ampl Jy Top frame: Phas deg  
Vector averaged cross-power spectrum Several baselines displayed  
Timerange: 01/01:56:01 to 01/01:59:00

Plot file version 162 created 22-JUL-2021 03:05:36

3C273 GK053.UVDATA.1

Freq = 43.0405 GHz, Bw = 32.000 MH

No calibration applied and no bandpass applied



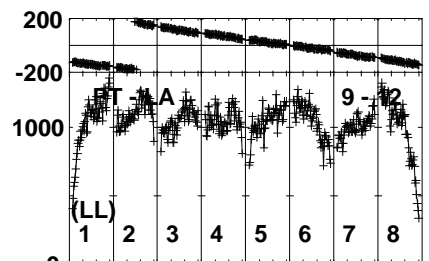
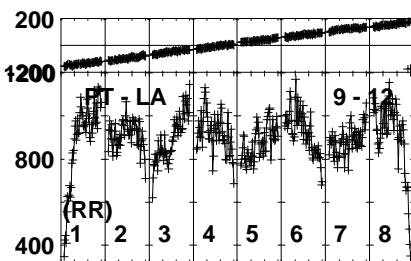
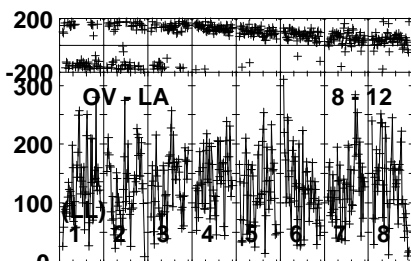
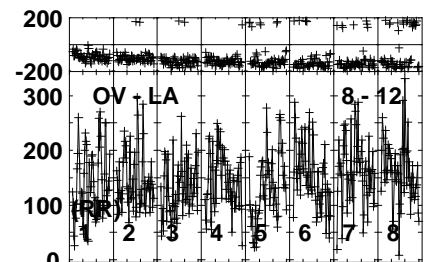
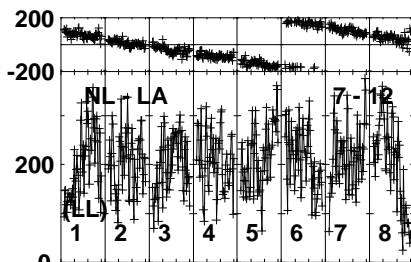
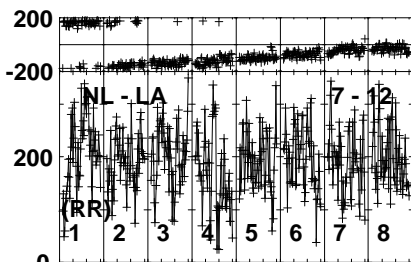
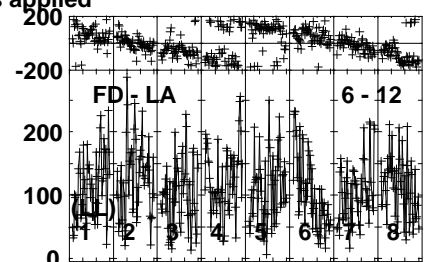
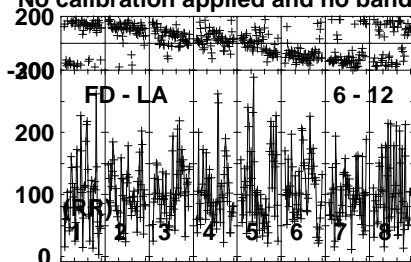
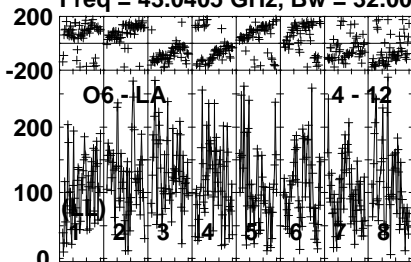
Lower frame: Micro Ampl Jy Top frame: Phas deg  
Vector averaged cross-power spectrum Several baselines displayed  
Timerange: 01/01:56:01 to 01/01:59:00

Plot file version 163 created 22-JUL-2021 03:05:37

3C273 GK053.UVDATA.1

Freq = 43.0405 GHz, Bw = 32.000 MH

No calibration applied and no bandpass applied



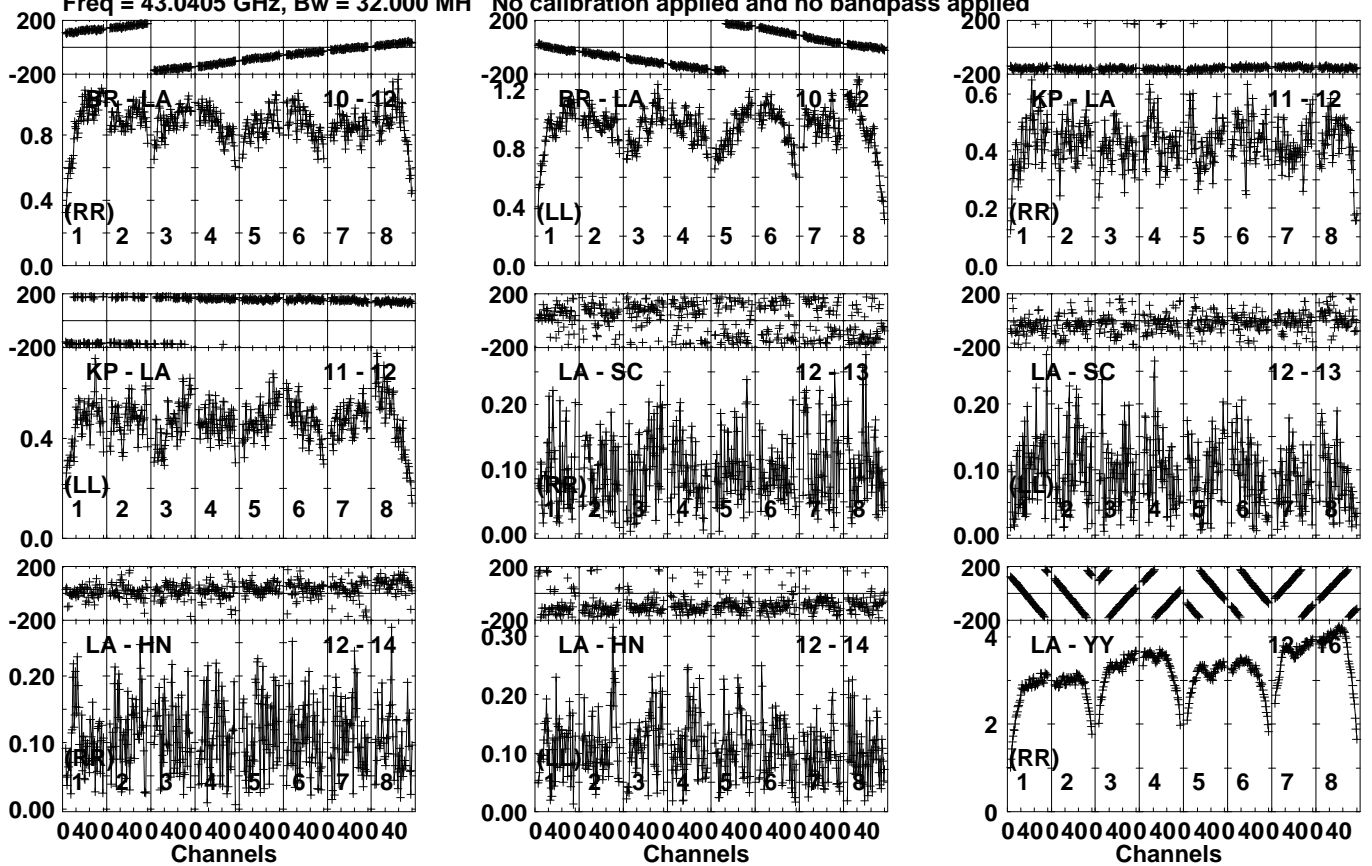
Lower frame: Micro Ampl Jy Top frame: Phas deg  
Vector averaged cross-power spectrum Several baselines displayed  
Timerange: 01/01:56:01 to 01/01:59:00

Plot file version 164 created 22-JUL-2021 03:05:38

3C273 GK053.UVDATA.1

Freq = 43.0405 GHz, Bw = 32.000 MH

No calibration applied and no bandpass applied

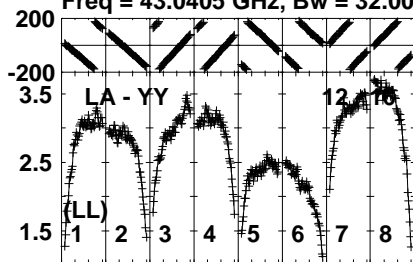


Lower frame: Milli Ampl Jy Top frame: Phas deg  
Vector averaged cross-power spectrum Several baselines displayed  
Timerange: 01/01:56:01 to 01/01:59:00

Plot file version 165 created 22-JUL-2021 03:05:38

3C273 GK053.UVDATA.1

Freq = 43.0405 GHz, Bw = 32.000 MH No calibration applied and no bandpass applied



Lower frame: Milli Ampl Jy Top frame: Phas deg

Vector averaged cross-power spectrum Several baselines displayed

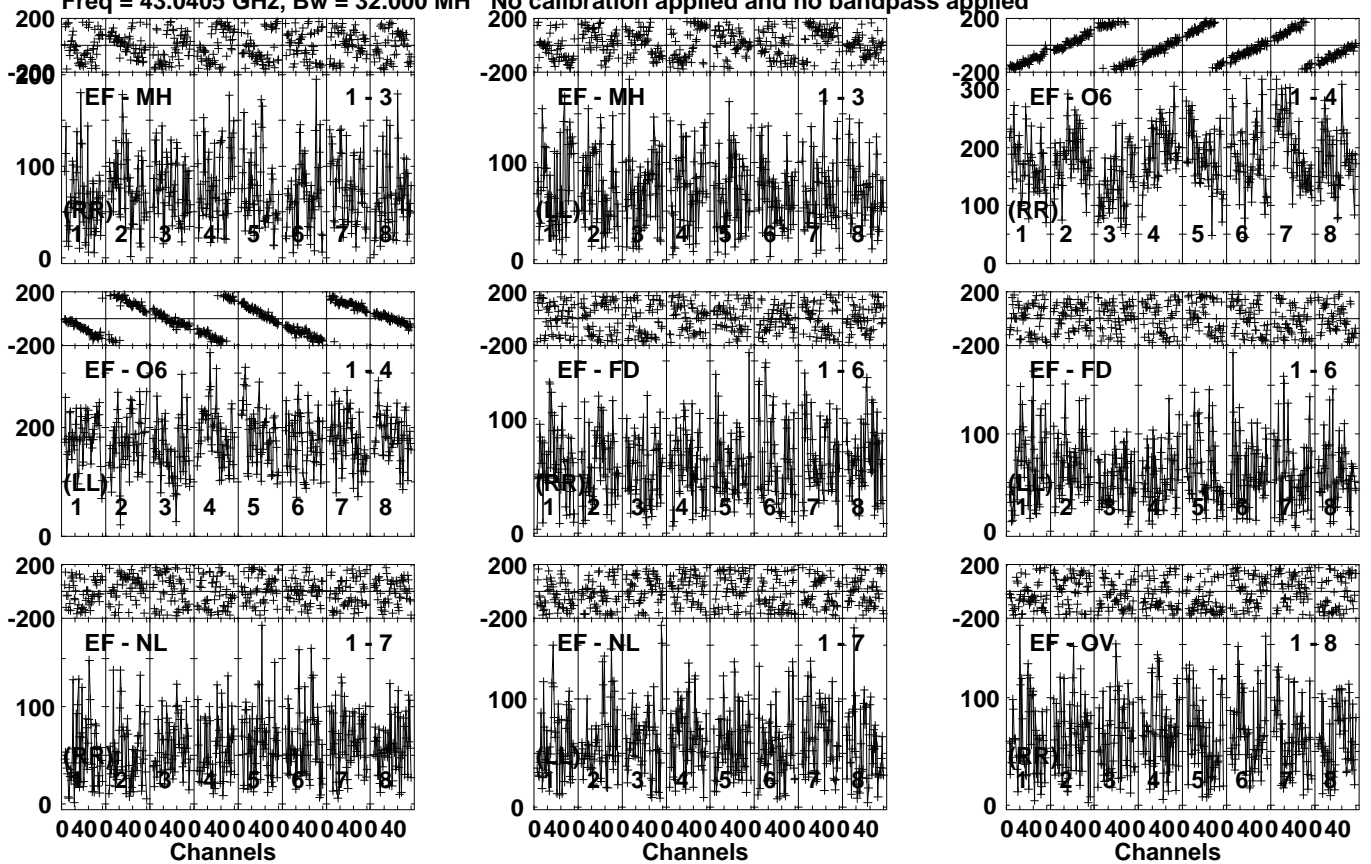
Timerange: 01/01:56:01 to 01/01:59:00

Plot file version 166 created 22-JUL-2021 03:05:40

M87 GK053.UVDATA.1

Freq = 43.0405 GHz, Bw = 32.000 MH

No calibration applied and no bandpass applied



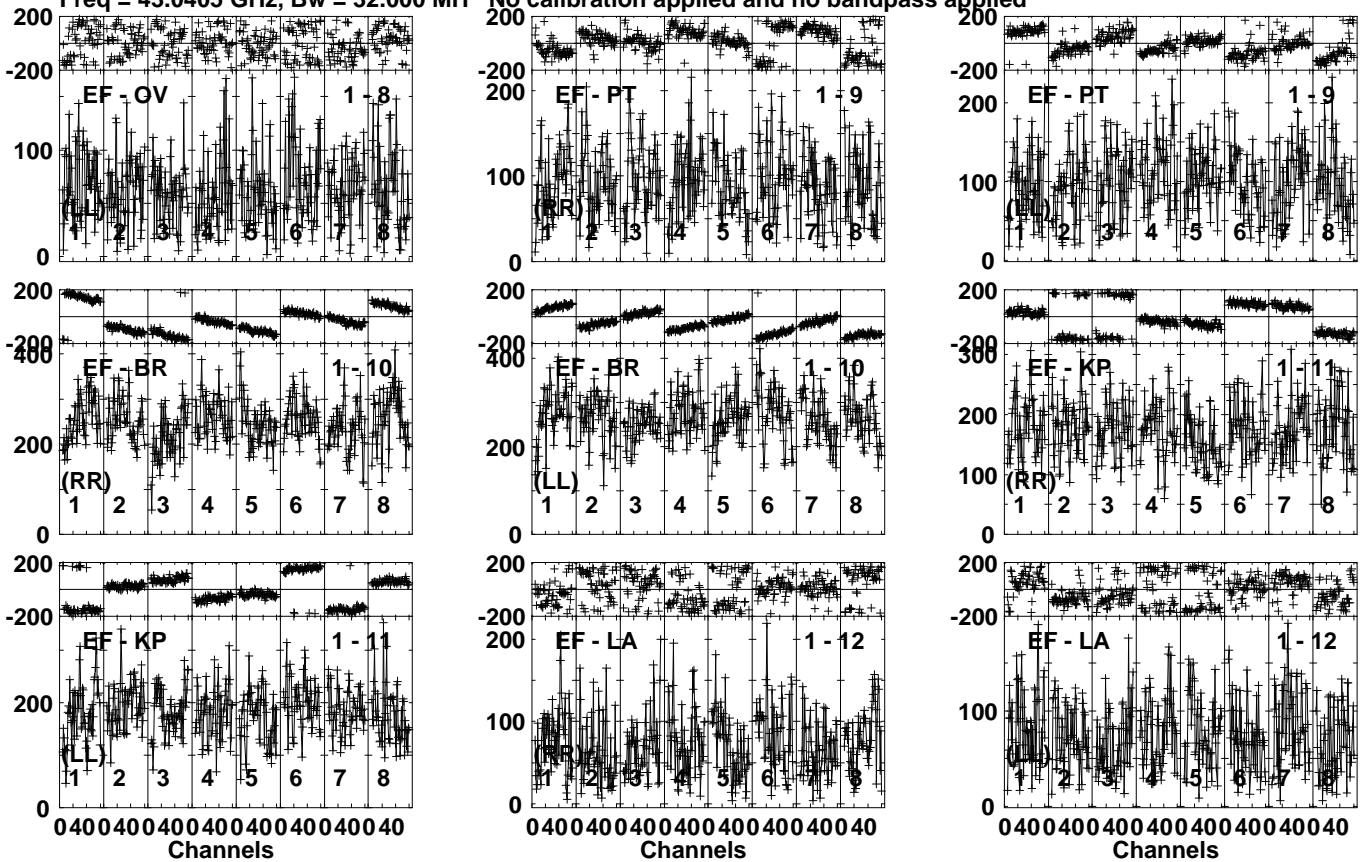
Lower frame: Micro Ampl Jy Top frame: Phas deg  
Vector averaged cross-power spectrum Several baselines displayed  
Timerange: 01/02:01:01 to 01/02:06:00

Plot file version 167 created 22-JUL-2021 03:05:41

M87 GK053.UVDATA.1

Freq = 43.0405 GHz, Bw = 32.000 MH

No calibration applied and no bandpass applied



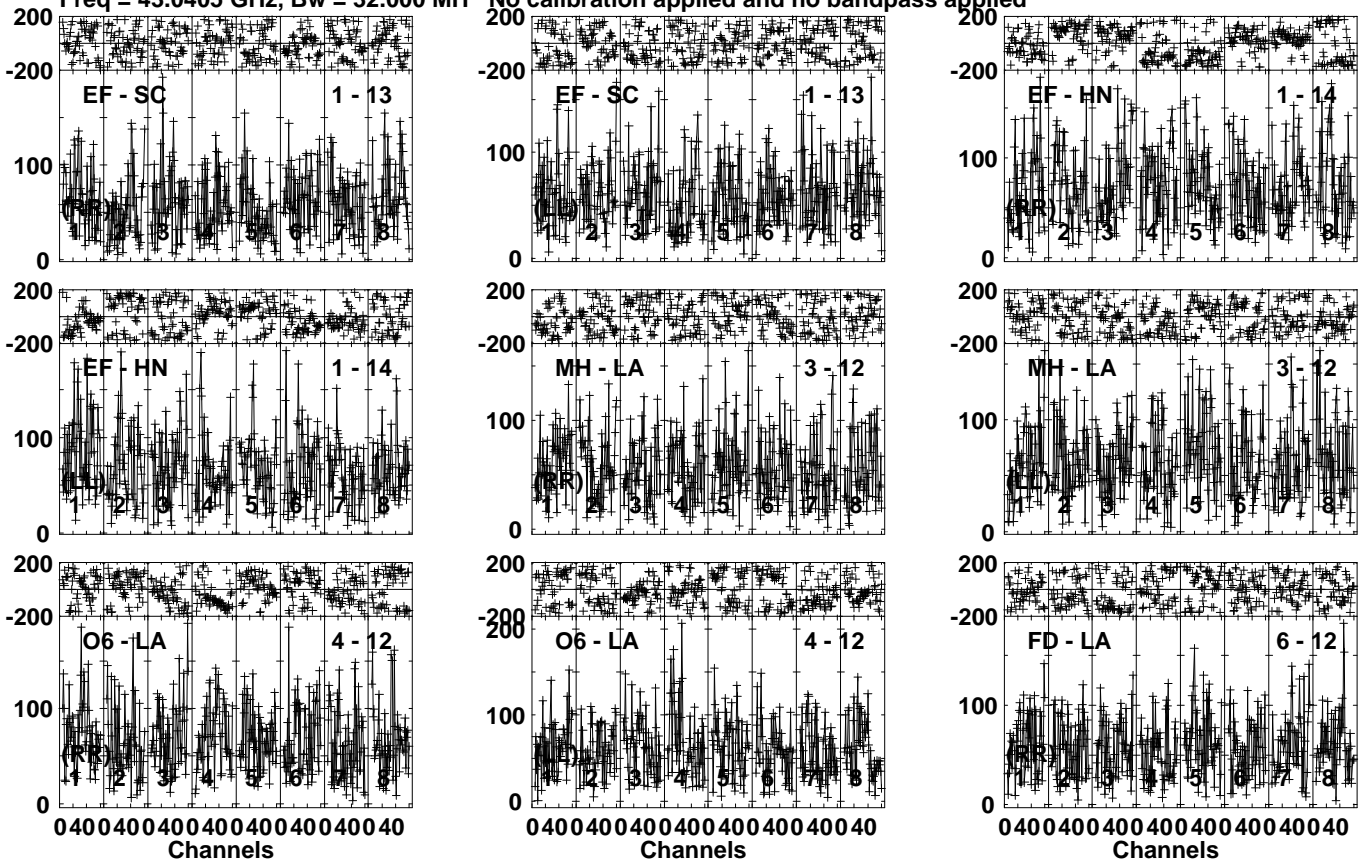
Lower frame: Micro Ampl Jy Top frame: Phas deg  
Vector averaged cross-power spectrum Several baselines displayed  
Timerange: 01/02:01:01 to 01/02:06:00

Plot file version 168 created 22-JUL-2021 03:05:42

M87 GK053.UVDATA.1

Freq = 43.0405 GHz, Bw = 32.000 MH

No calibration applied and no bandpass applied



Lower frame: Micro Ampl Jy Top frame: Phas deg  
Vector averaged cross-power spectrum Several baselines displayed  
Timerange: 01/02:01:01 to 01/02:06:00

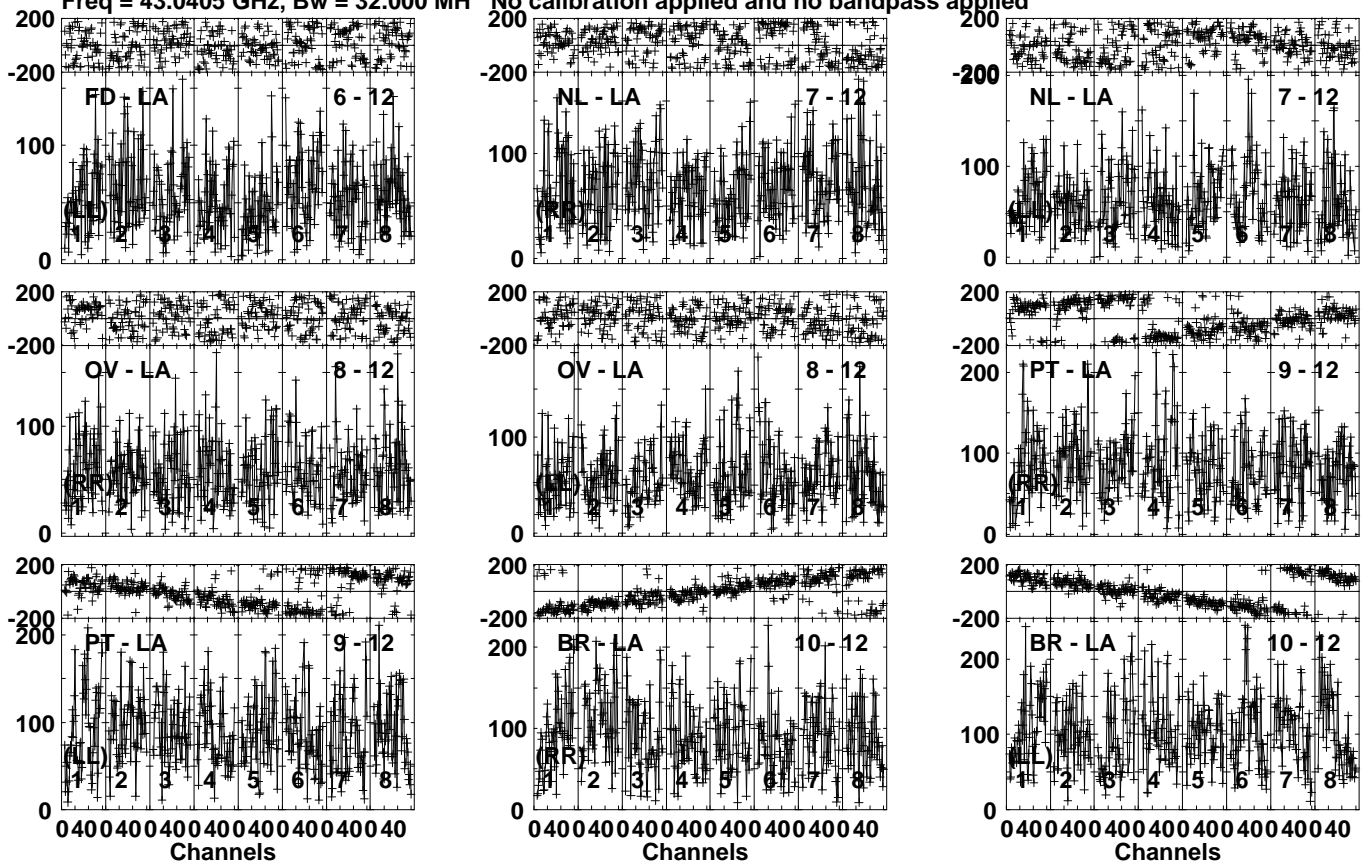


Plot file version 169 created 22-JUL-2021 03:05:44

M87 GK053.UVDATA.1

Freq = 43.0405 GHz, Bw = 32.000 MH

No calibration applied and no bandpass applied



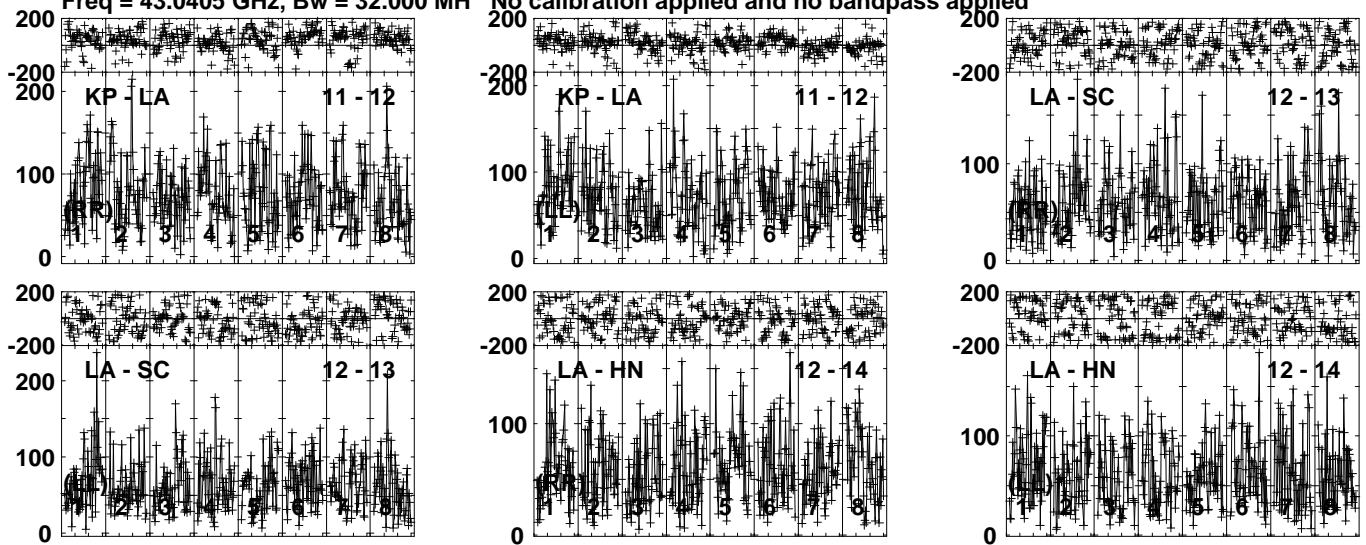
Lower frame: Micro Ampl Jy Top frame: Phas deg  
Vector averaged cross-power spectrum Several baselines displayed  
Timerange: 01/02:01:01 to 01/02:06:00

Plot file version 170 created 22-JUL-2021 03:05:45

M87 GK053.UVDATA.1

Freq = 43.0405 GHz, Bw = 32.000 MH

No calibration applied and no bandpass applied



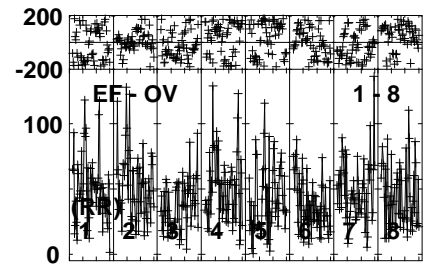
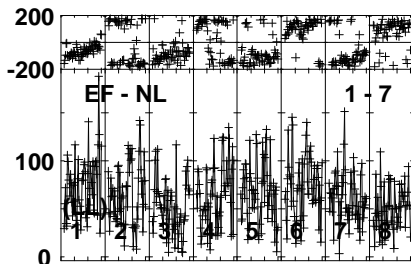
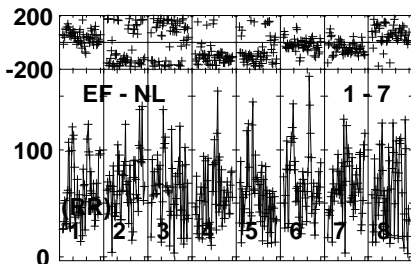
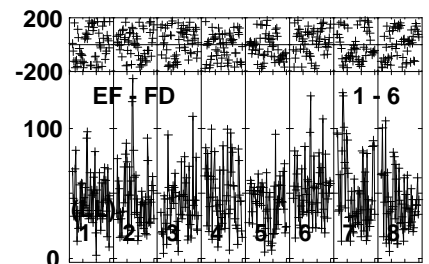
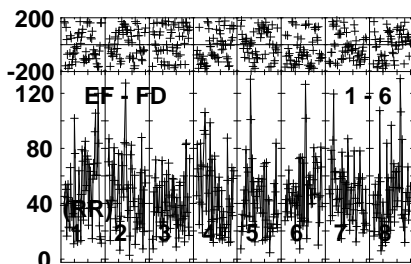
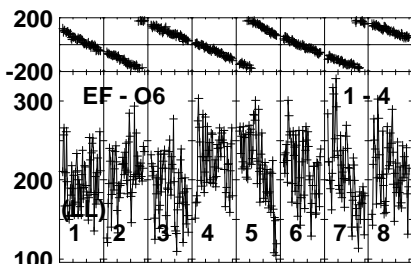
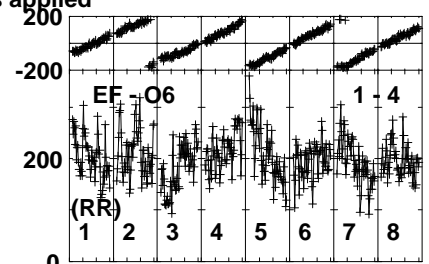
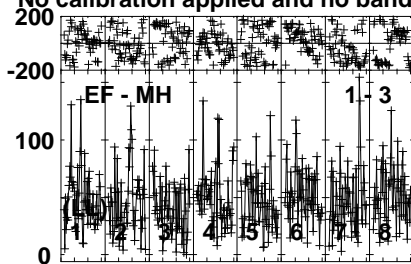
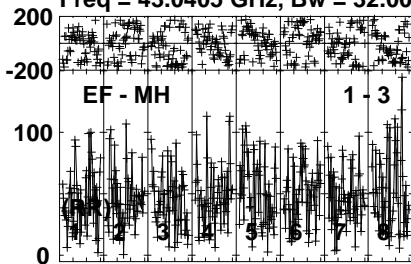
Lower frame: Micro Ampl Jy Top frame: Phas deg  
Vector averaged cross-power spectrum Several baselines displayed  
Timerange: 01/02:01:01 to 01/02:06:00

Plot file version 171 created 22-JUL-2021 03:05:48

M87 GK053.UVDATA.1

Freq = 43.0405 GHz, Bw = 32.000 MH

No calibration applied and no bandpass applied



040040040040040040040040  
Channels

040040040040040040040040  
Channels

040040040040040040040040  
Channels

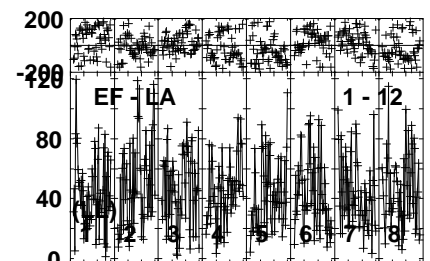
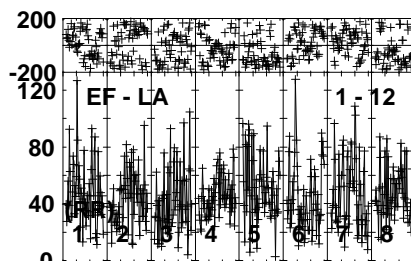
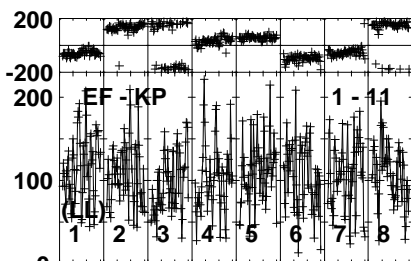
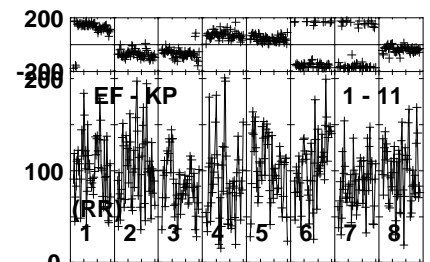
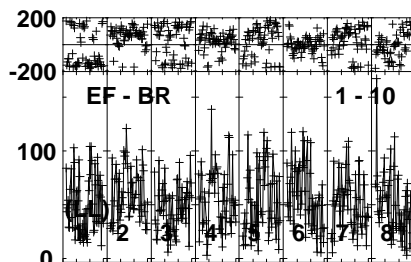
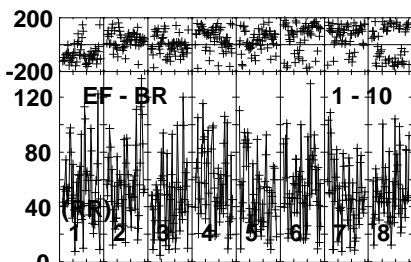
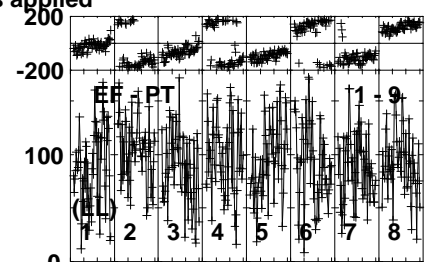
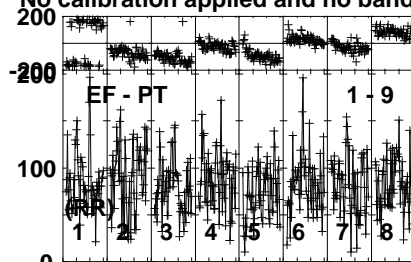
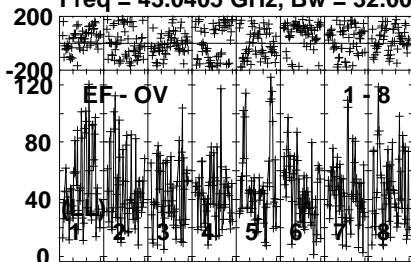
Lower frame: Micro Ampl Jy Top frame: Phas deg  
Vector averaged cross-power spectrum Several baselines displayed  
Timerange: 01/02:08:00 to 01/02:16:59

Plot file version 172 created 22-JUL-2021 03:05:49

M87 GK053.UVDATA.1

Freq = 43.0405 GHz, Bw = 32.000 MH

No calibration applied and no bandpass applied



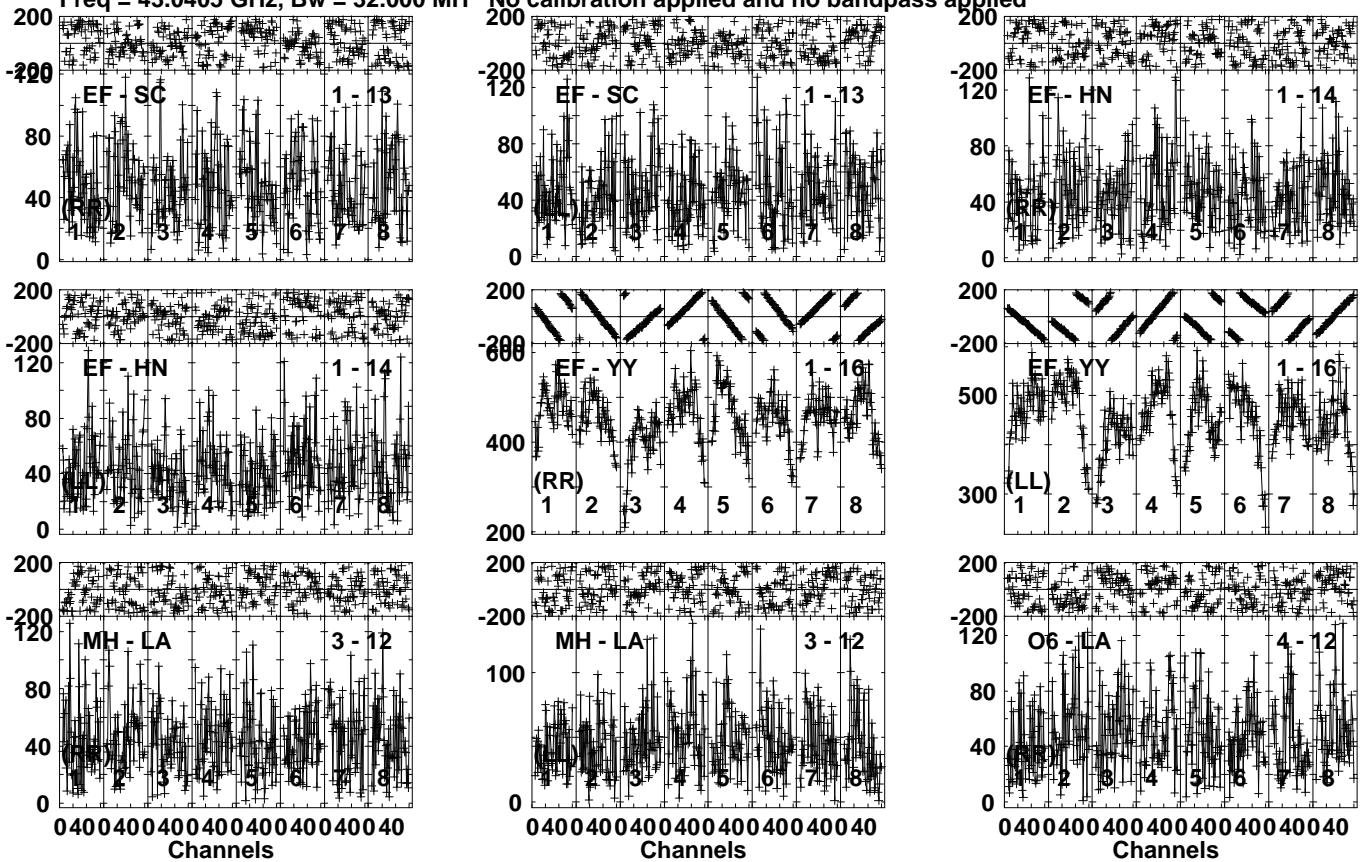
Lower frame: Micro Ampl Jy Top frame: Phas deg  
Vector averaged cross-power spectrum Several baselines displayed  
Timerange: 01/02:08:00 to 01/02:16:59

Plot file version 173 created 22-JUL-2021 03:05:50

M87 GK053.UVDATA.1

Freq = 43.0405 GHz, Bw = 32.000 MH

No calibration applied and no bandpass applied



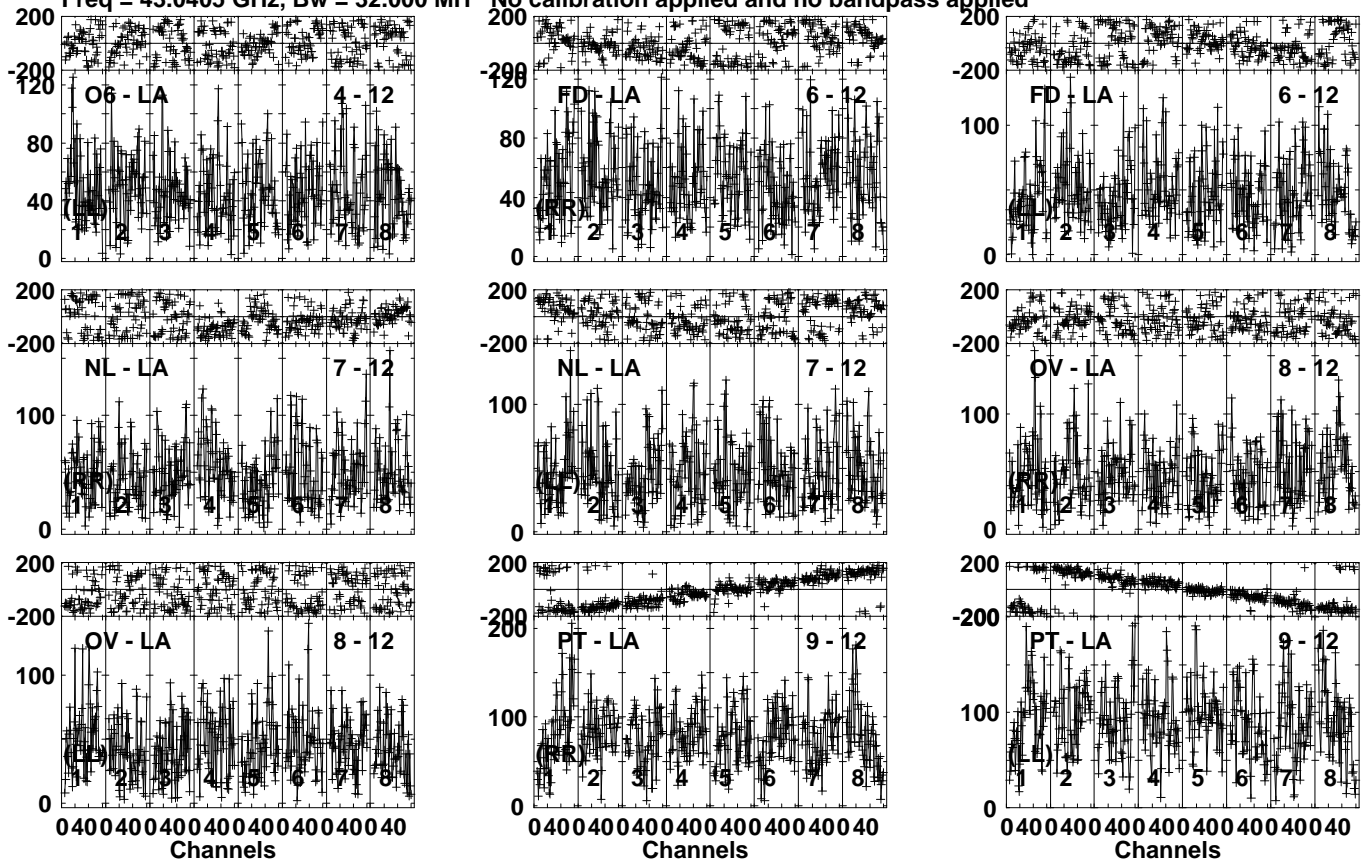
Lower frame: Micro Ampl Jy Top frame: Phas deg  
Vector averaged cross-power spectrum Several baselines displayed  
Timerange: 01/02:08:00 to 01/02:16:59

Plot file version 174 created 22-JUL-2021 03:05:52

M87 GK053.UVDATA.1

Freq = 43.0405 GHz, Bw = 32.000 MH

No calibration applied and no bandpass applied



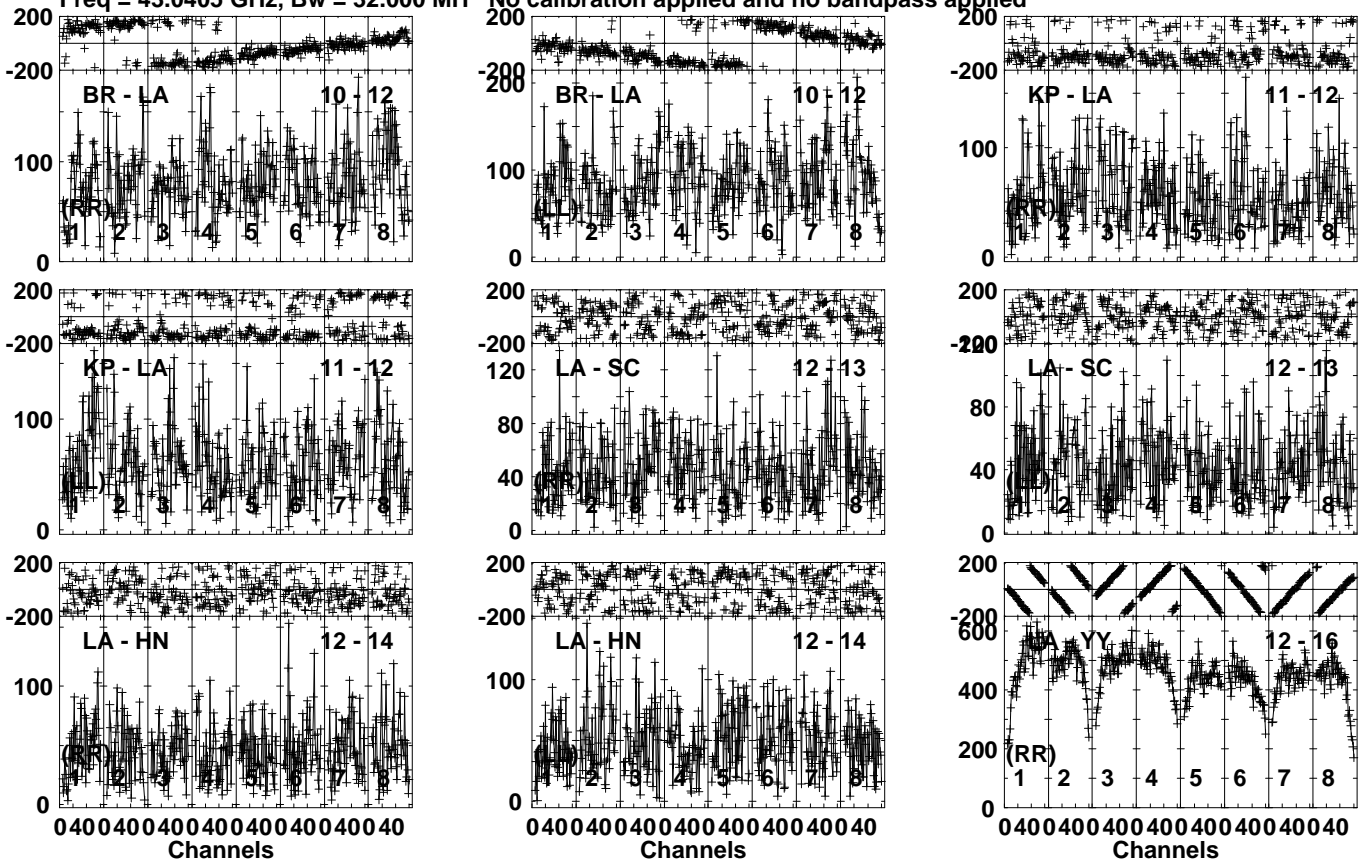
Lower frame: Micro Ampl Jy Top frame: Phas deg  
Vector averaged cross-power spectrum Several baselines displayed  
Timerange: 01/02:08:00 to 01/02:16:59

Plot file version 175 created 22-JUL-2021 03:05:53

M87 GK053.UVDATA.1

Freq = 43.0405 GHz, Bw = 32.000 MH

No calibration applied and no bandpass applied

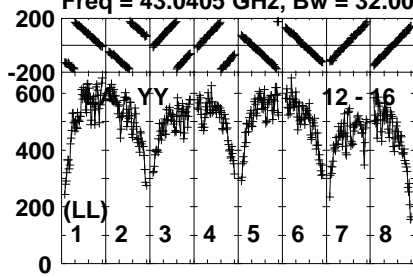


Lower frame: Micro Ampl Jy Top frame: Phas deg  
Vector averaged cross-power spectrum Several baselines displayed  
Timerange: 01/02:08:00 to 01/02:16:59

Plot file version 176 created 22-JUL-2021 03:05:54

M87 GK053.UVDATA.1

Freq = 43.0405 GHz, Bw = 32.000 MH No calibration applied and no bandpass applied



Lower frame: Micro Ampl Jy Top frame: Phas deg  
Vector averaged cross-power spectrum Several baselines displayed  
Timerange: 01/02:08:00 to 01/02:16:59

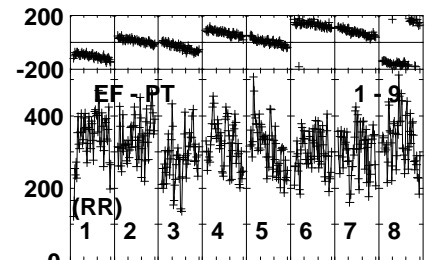
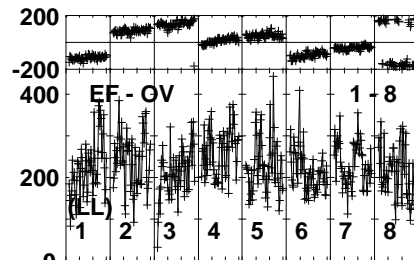
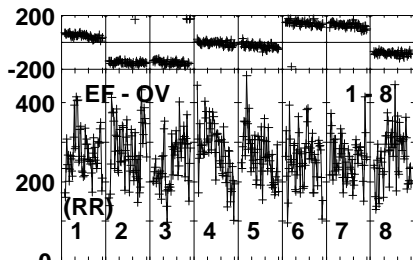
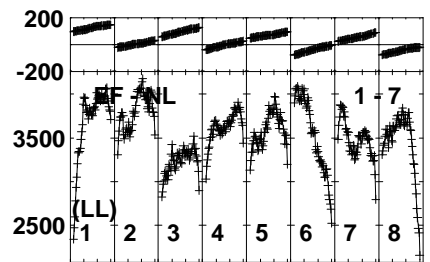
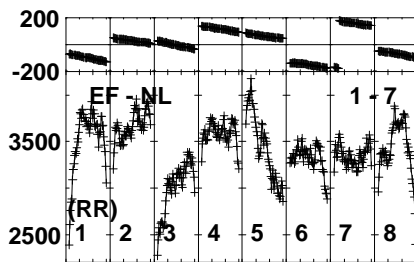
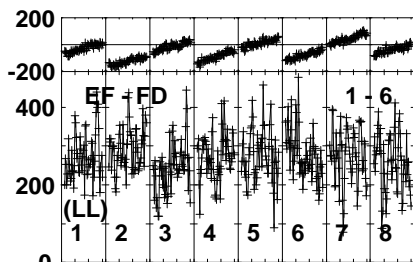
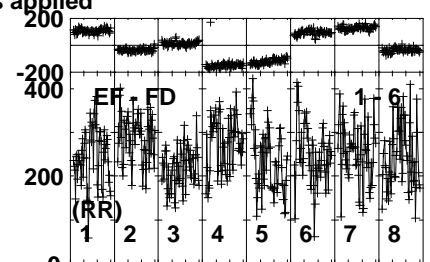
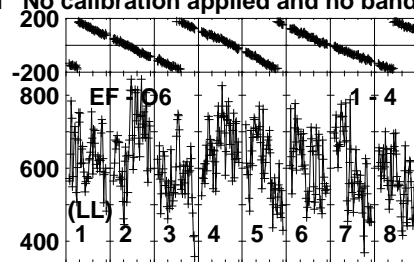
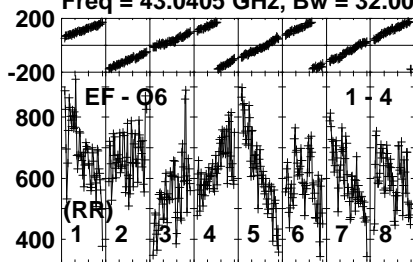


Plot file version 177 created 22-JUL-2021 03:05:58

3C279 GK053.UVDATA.1

Freq = 43.0405 GHz, Bw = 32.000 MH

No calibration applied and no bandpass applied



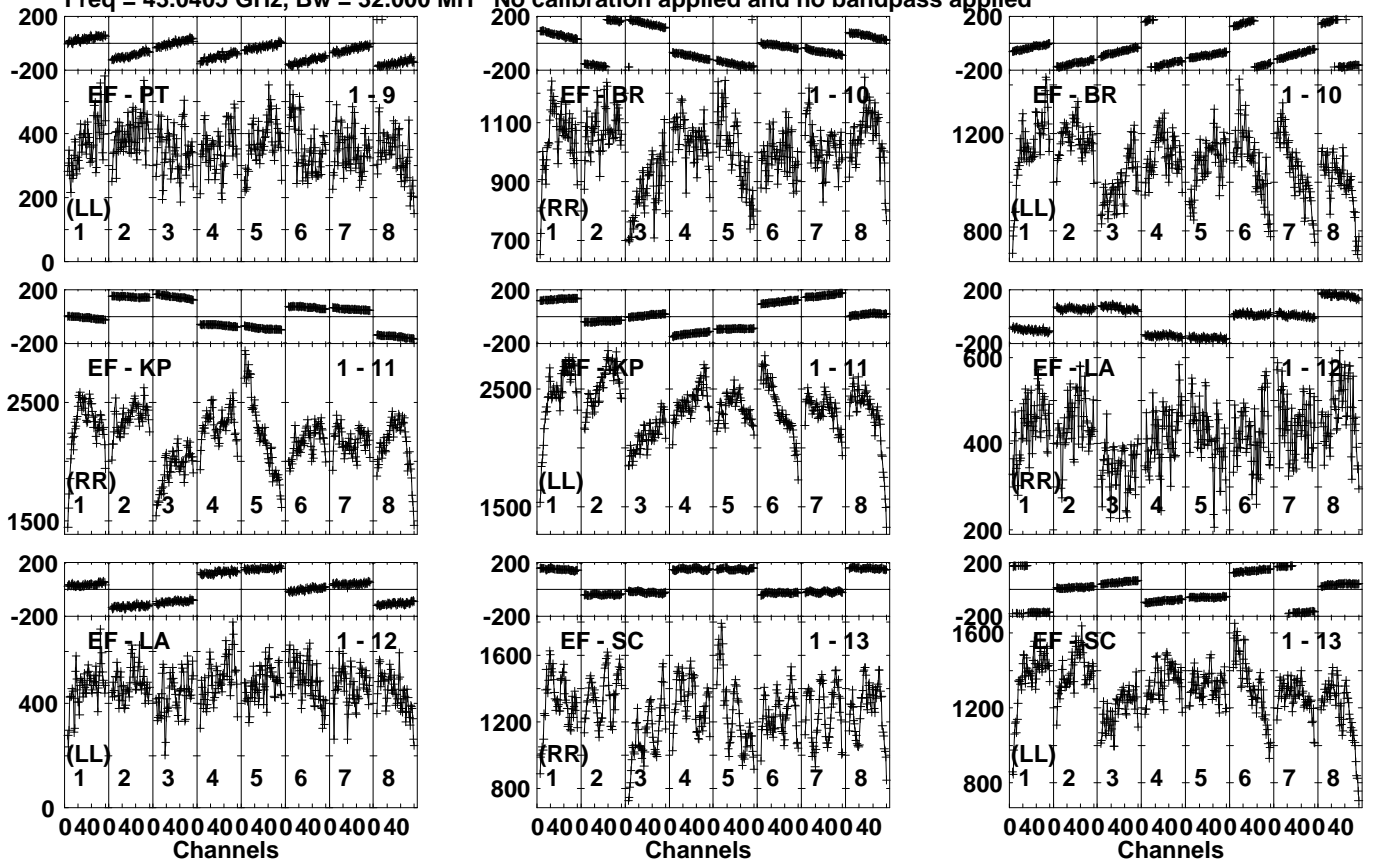
Lower frame: Micro Ampl Jy Top frame: Phas deg  
Vector averaged cross-power spectrum Several baselines displayed  
Timerange: 01/02:22:00 to 01/02:25:00

Plot file version 178 created 22-JUL-2021 03:05:59

3C279 GK053.UVDATA.1

Freq = 43.0405 GHz, Bw = 32.000 MH

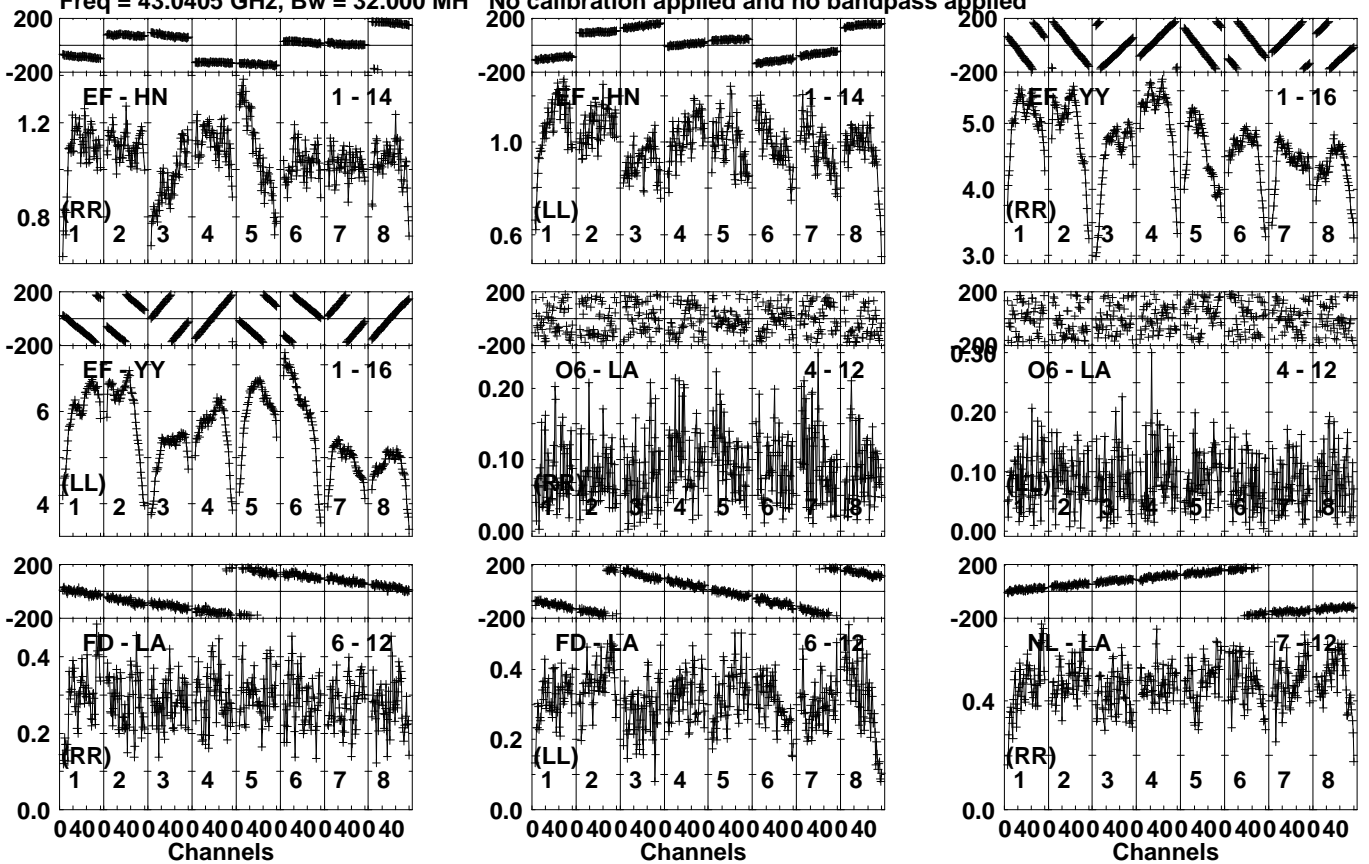
No calibration applied and no bandpass applied



Lower frame: Micro Ampl Jy Top frame: Phas deg  
Vector averaged cross-power spectrum Several baselines displayed  
Timerange: 01/02:22:00 to 01/02:25:00

Plot file version 179 created 22-JUL-2021 03:06:00  
 3C279 GK053.UVDATA.1  
 Freq = 43.0405 GHz, Bw = 32.000 MH

No calibration applied and no bandpass applied



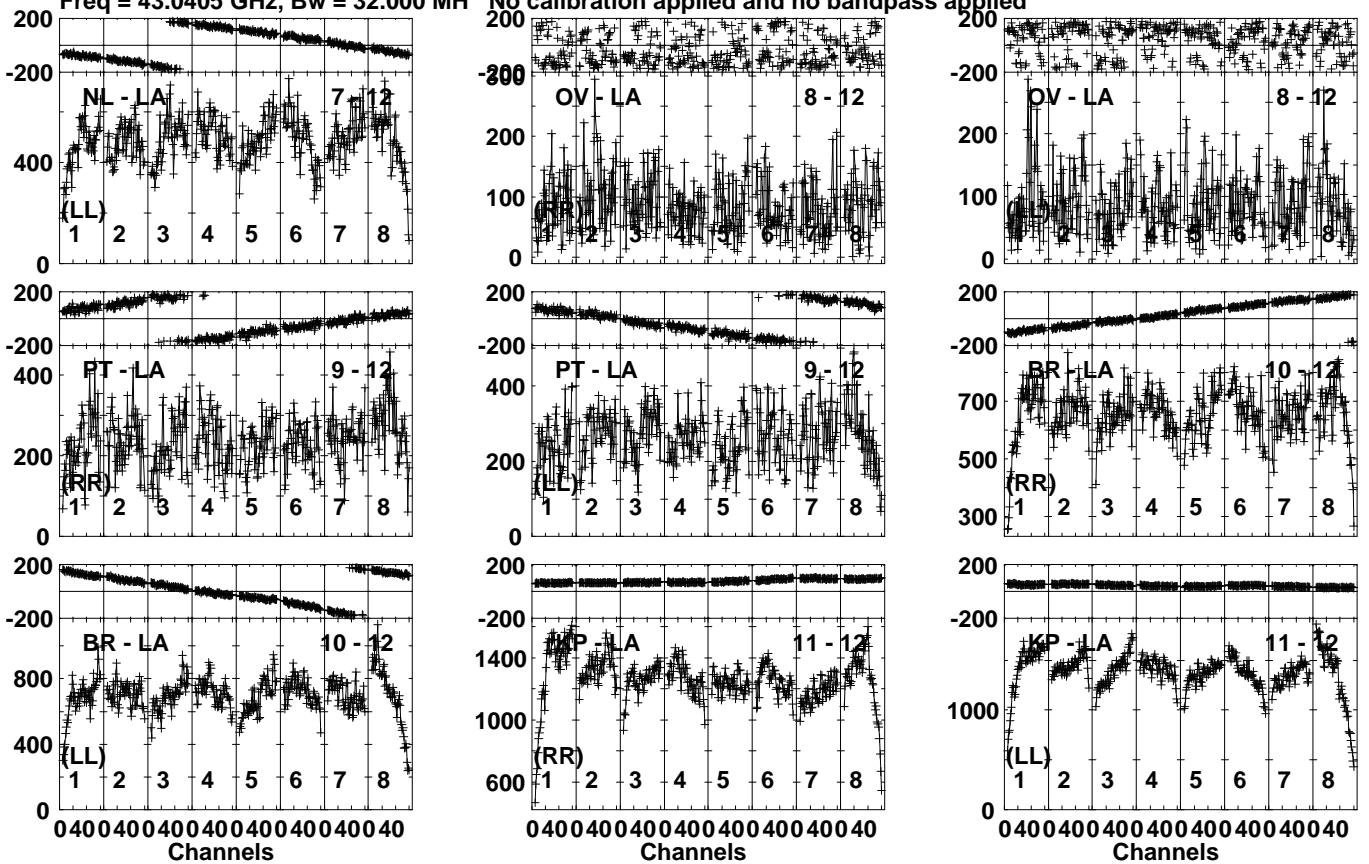
Lower frame: Milli Ampl Jy Top frame: Phas deg  
 Vector averaged cross-power spectrum Several baselines displayed  
 Timerange: 01/02:22:00 to 01/02:25:00

Plot file version 180 created 22-JUL-2021 03:06:02

3C279 GK053.UVDATA.1

Freq = 43.0405 GHz, Bw = 32.000 MH

No calibration applied and no bandpass applied



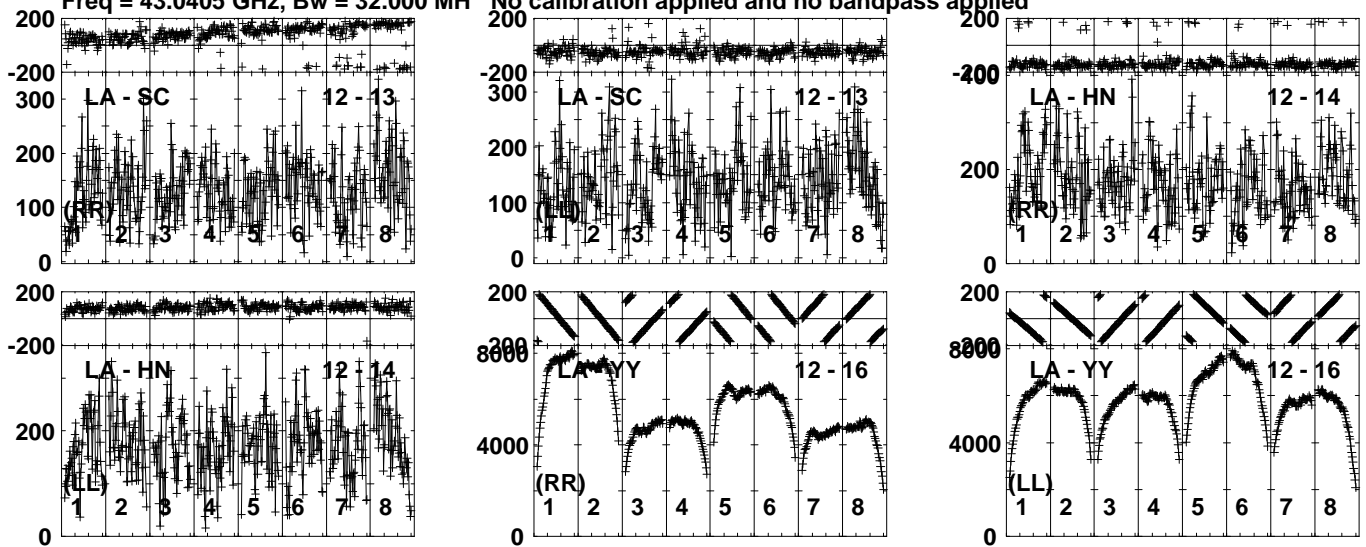
Lower frame: Micro Ampl Jy Top frame: Phas deg  
Vector averaged cross-power spectrum Several baselines displayed  
Timerange: 01/02:22:00 to 01/02:25:00

Plot file version 181 created 22-JUL-2021 03:06:03

3C279 GK053.UVDATA.1

Freq = 43.0405 GHz, Bw = 32.000 MH

No calibration applied and no bandpass applied



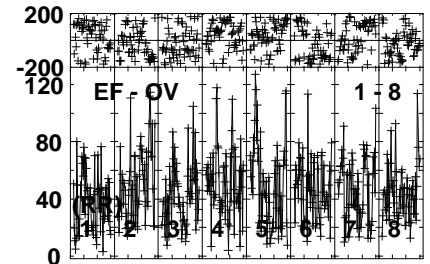
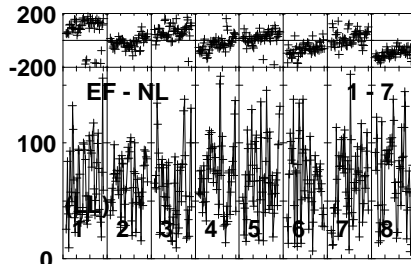
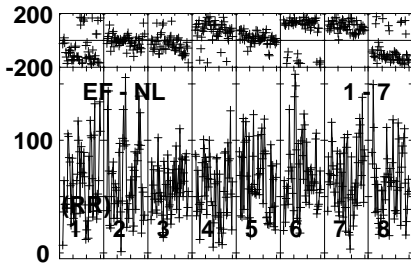
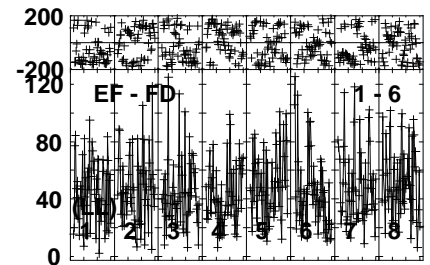
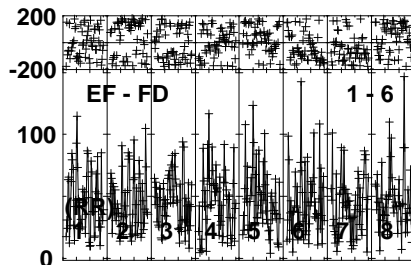
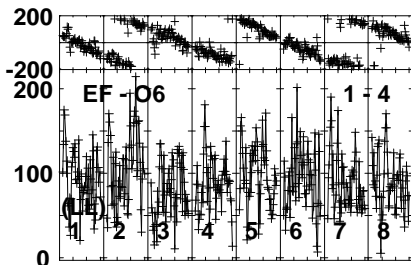
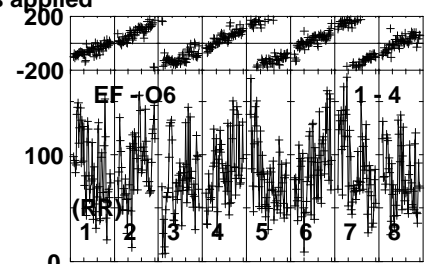
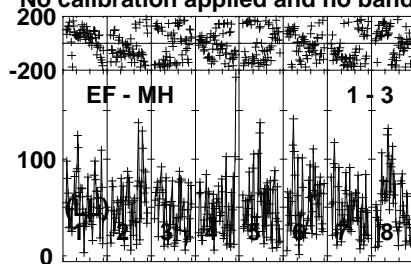
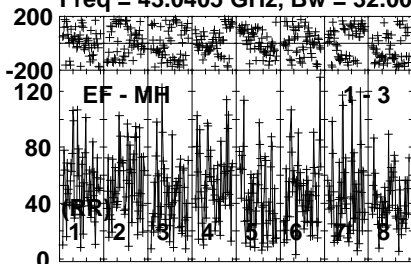
Lower frame: Micro Ampl Jy Top frame: Phas deg  
Vector averaged cross-power spectrum Several baselines displayed  
Timerange: 01/02:22:00 to 01/02:25:00

Plot file version 182 created 22-JUL-2021 03:06:05

M87 GK053.UVDATA.1

Freq = 43.0405 GHz, Bw = 32.000 MH

No calibration applied and no bandpass applied



040040040040040040040040040040  
Channels

040040040040040040040040040040  
Channels

040040040040040040040040040040  
Channels

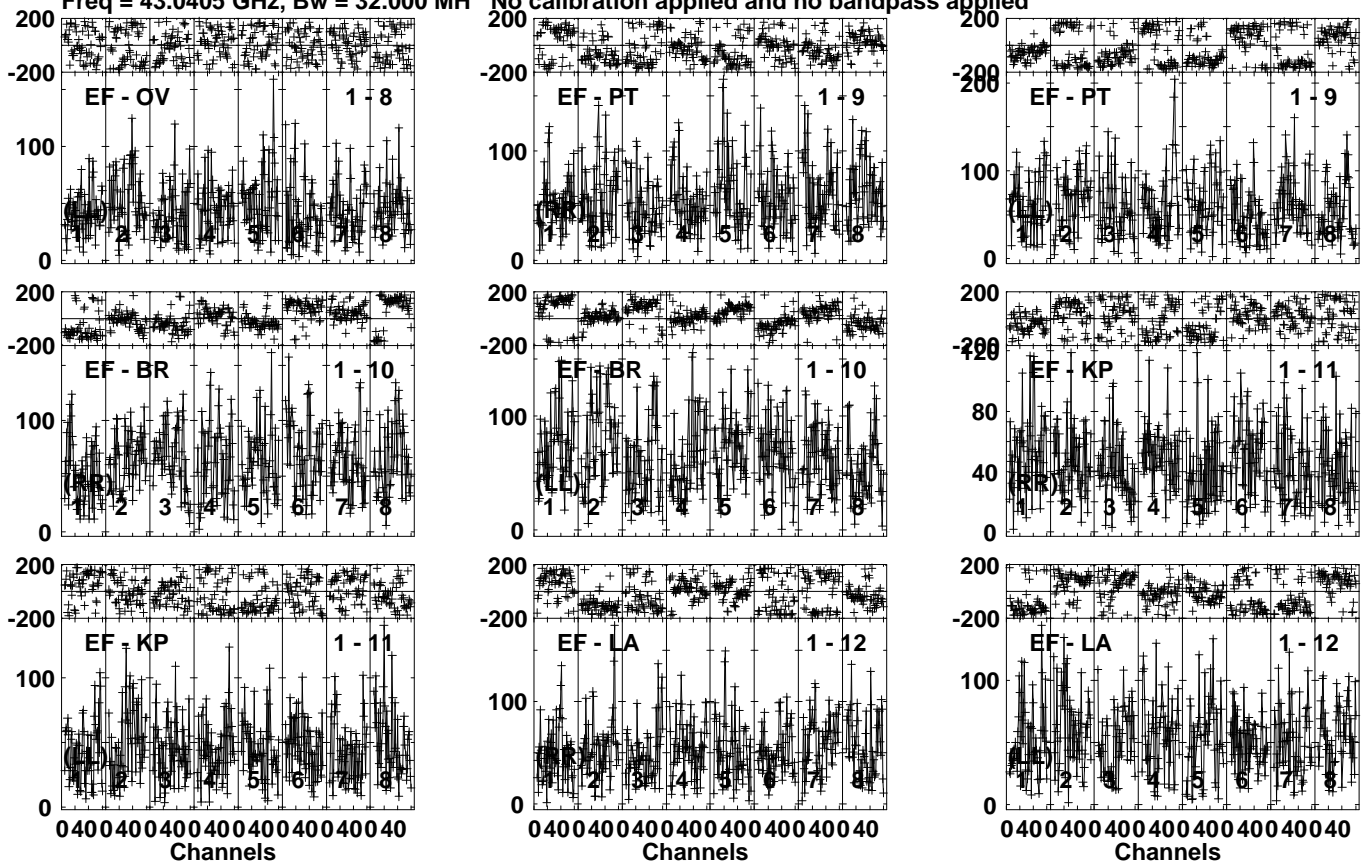
Lower frame: Micro Ampl Jy Top frame: Phas deg  
Vector averaged cross-power spectrum Several baselines displayed  
Timerange: 01/02:27:01 to 01/02:36:00

Plot file version 183 created 22-JUL-2021 03:06:06

M87 GK053.UVDATA.1

Freq = 43.0405 GHz, Bw = 32.000 MH

No calibration applied and no bandpass applied



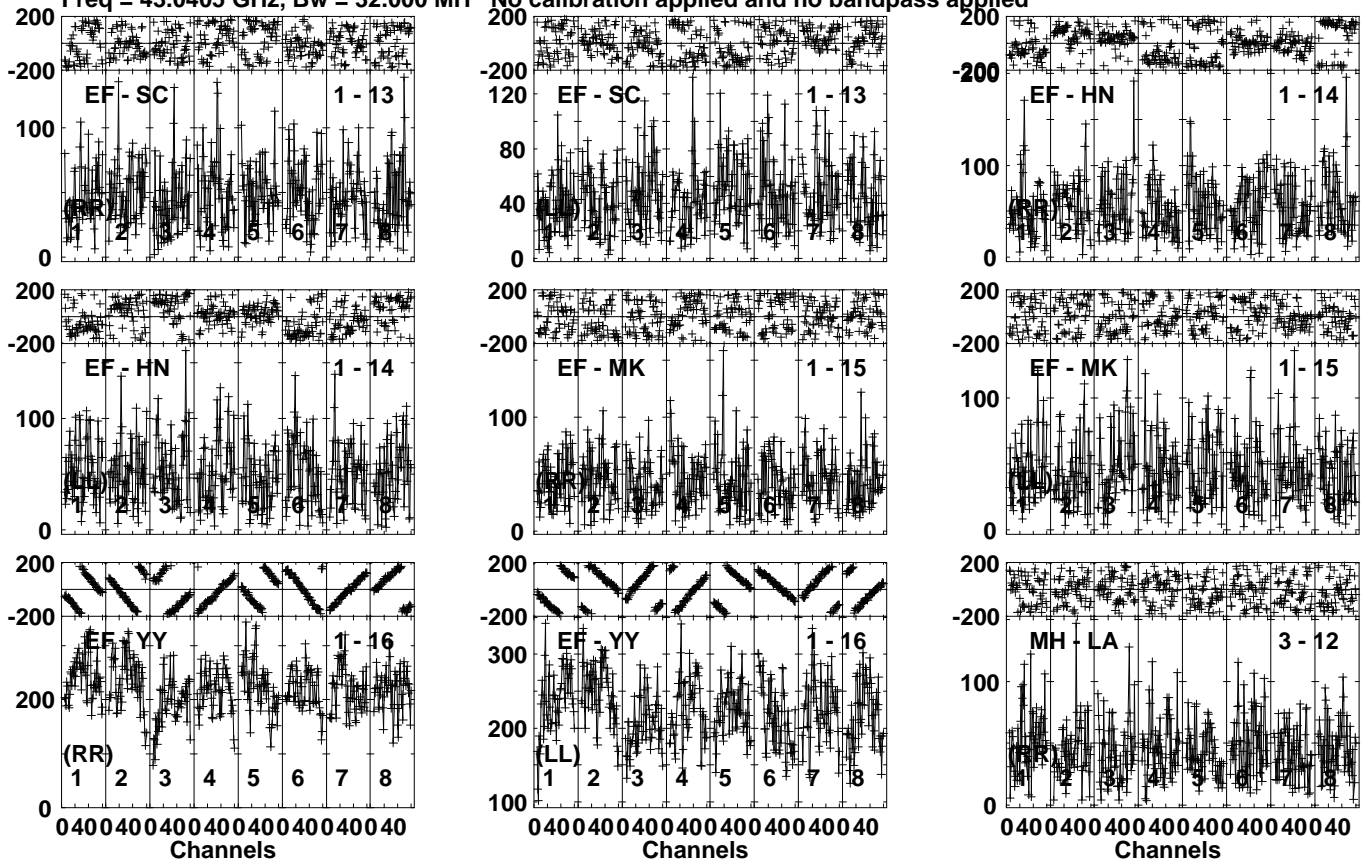
Lower frame: Micro Ampl Jy Top frame: Phas deg  
Vector averaged cross-power spectrum Several baselines displayed  
Timerange: 01/02:27:01 to 01/02:36:00

Plot file version 184 created 22-JUL-2021 03:06:07

M87 GK053.UVDATA.1

Freq = 43.0405 GHz, Bw = 32.000 MH

No calibration applied and no bandpass applied



Lower frame: Micro Ampl Jy Top frame: Phas deg  
Vector averaged cross-power spectrum Several baselines displayed  
Timerange: 01/02:27:01 to 01/02:36:00

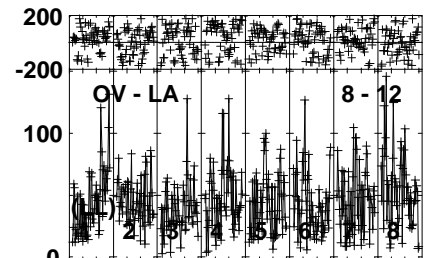
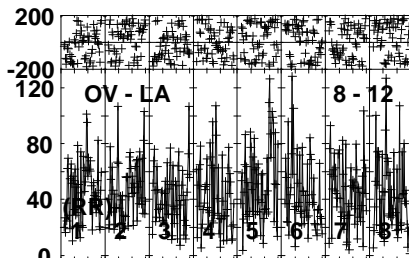
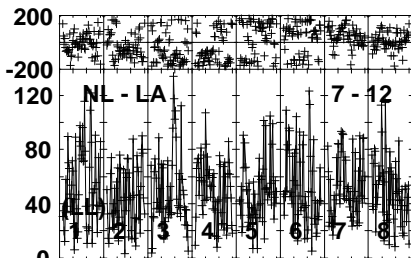
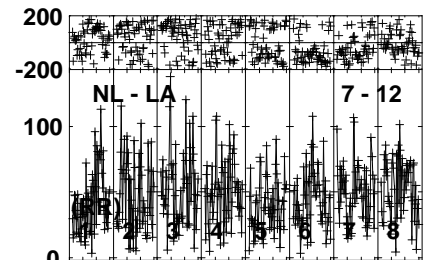
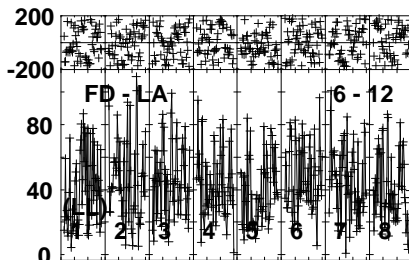
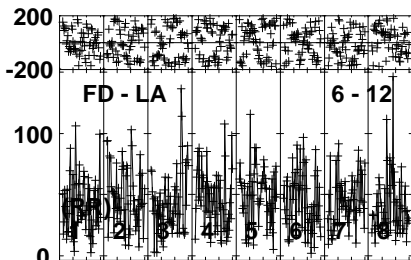
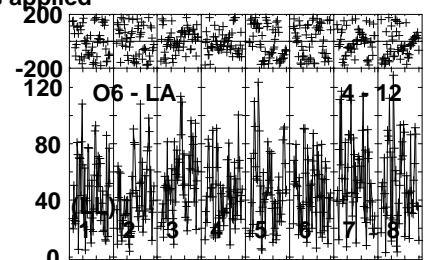
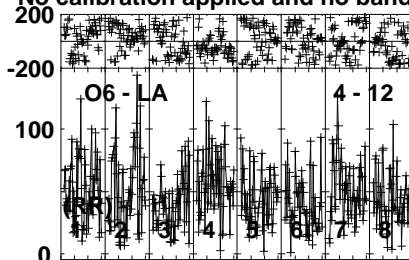
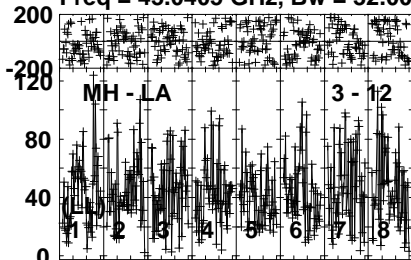


Plot file version 185 created 22-JUL-2021 03:06:08

M87 GK053.UVDATA.1

Freq = 43.0405 GHz, Bw = 32.000 MH

No calibration applied and no bandpass applied



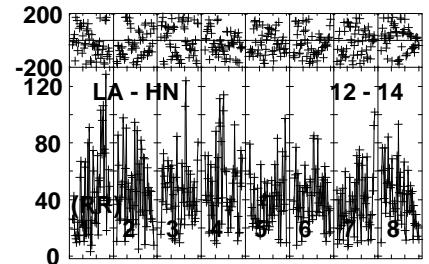
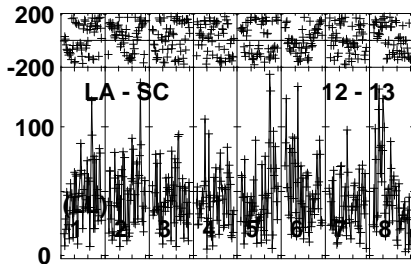
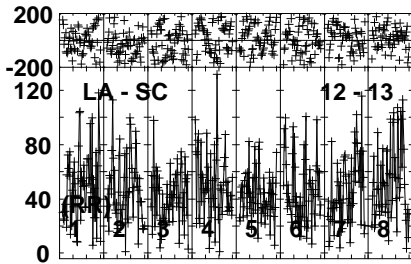
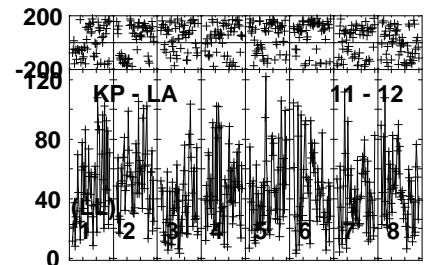
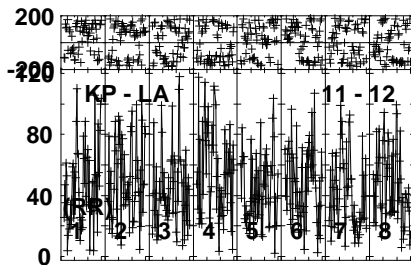
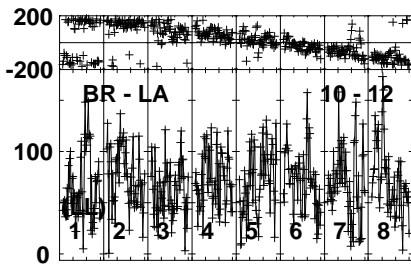
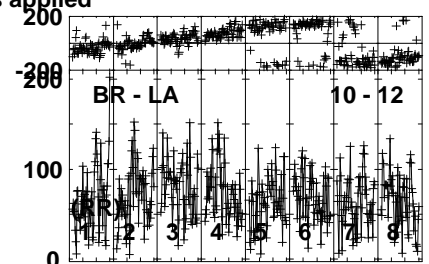
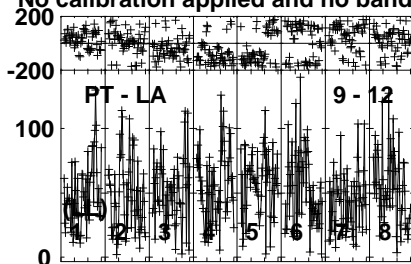
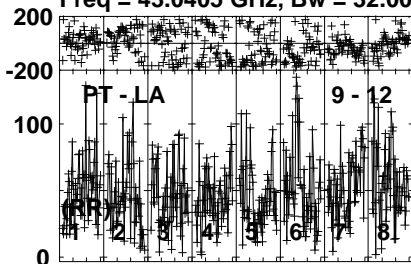
Lower frame: Micro Ampl Jy Top frame: Phas deg  
Vector averaged cross-power spectrum Several baselines displayed  
Timerange: 01/02:27:01 to 01/02:36:00

Plot file version 186 created 22-JUL-2021 03:06:10

M87 GK053.UVDATA.1

Freq = 43.0405 GHz, Bw = 32.000 MH

No calibration applied and no bandpass applied



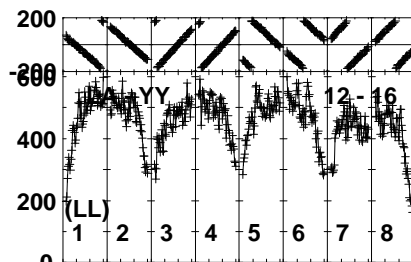
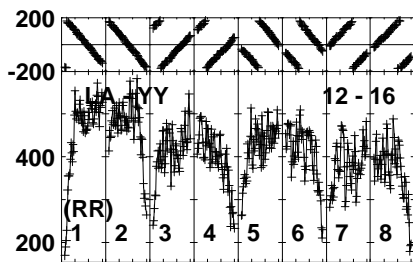
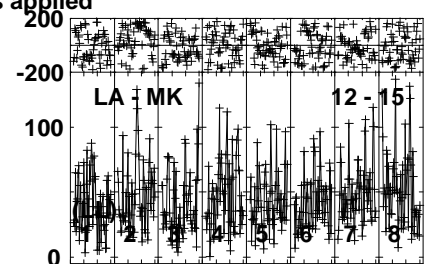
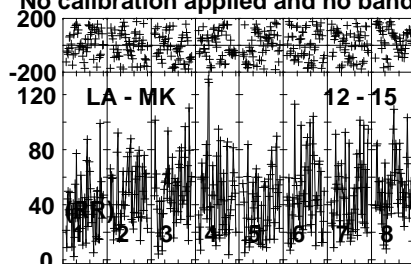
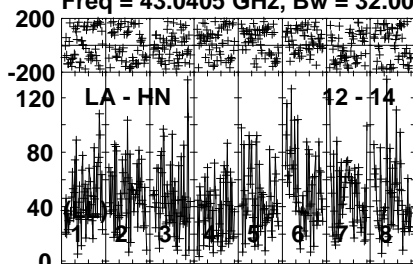
Lower frame: Micro Ampl Jy Top frame: Phas deg  
Vector averaged cross-power spectrum Several baselines displayed  
Timerange: 01/02:27:01 to 01/02:36:00

Plot file version 187 created 22-JUL-2021 03:06:11

M87 GK053.UVDATA.1

Freq = 43.0405 GHz, Bw = 32.000 MH

No calibration applied and no bandpass applied



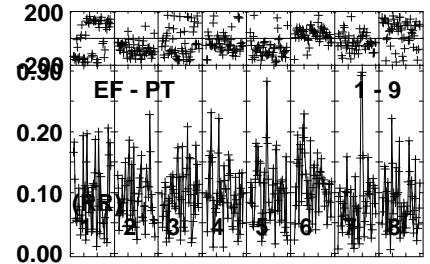
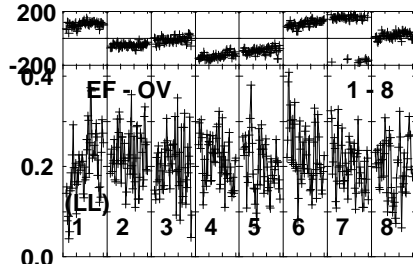
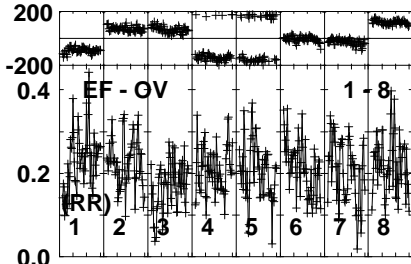
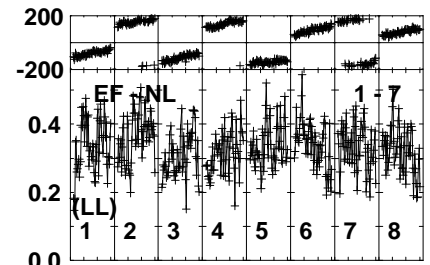
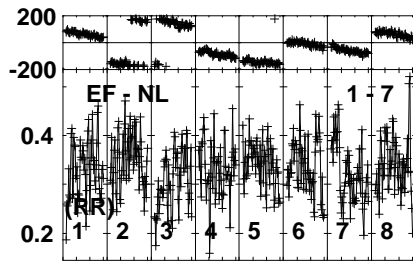
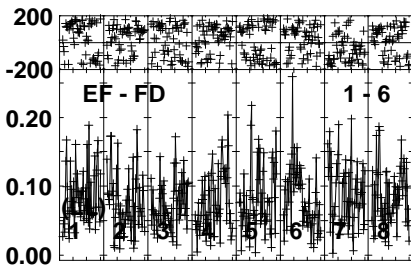
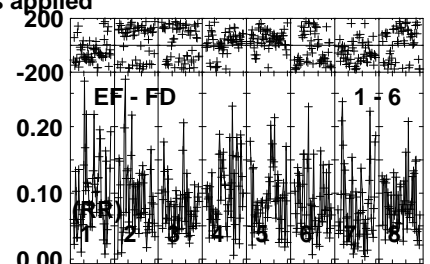
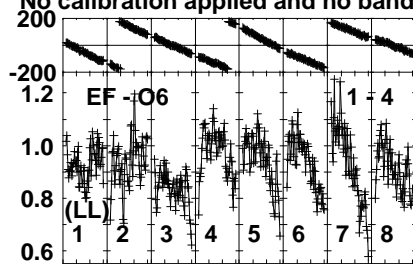
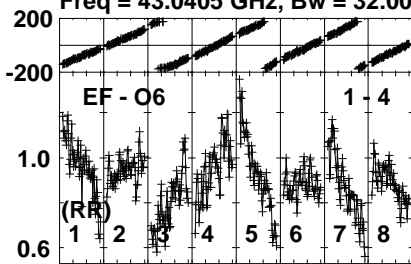
Lower frame: Micro Ampl Jy Top frame: Phas deg  
Vector averaged cross-power spectrum Several baselines displayed  
Timerange: 01/02:27:01 to 01/02:36:00

Plot file version 188 created 22-JUL-2021 03:06:12

3C273 GK053.UVDATA.1

Freq = 43.0405 GHz, Bw = 32.000 MH

No calibration applied and no bandpass applied



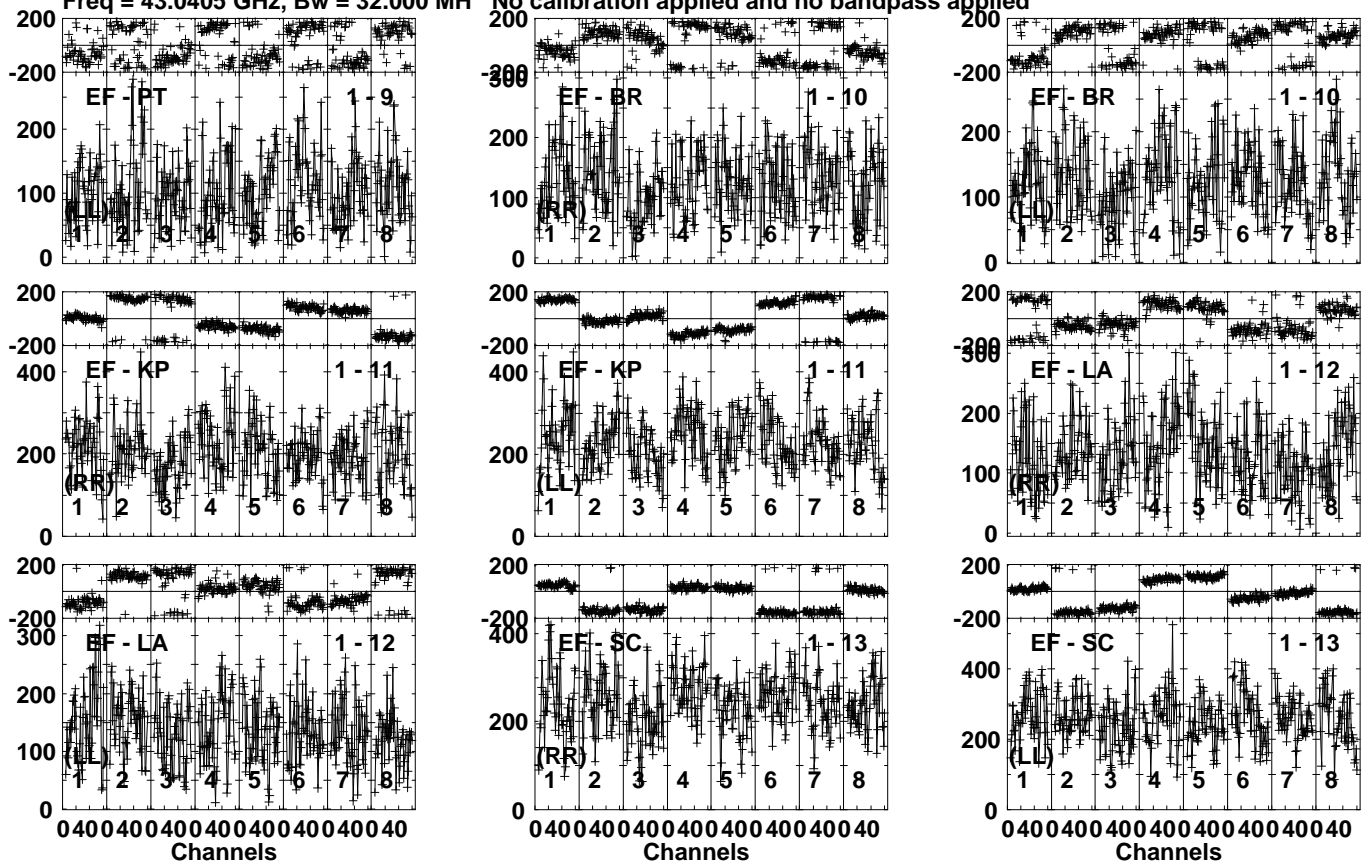
Lower frame: Milli Ampl Jy Top frame: Phas deg  
Vector averaged cross-power spectrum Several baselines displayed  
Timerange: 01/02:41:01 to 01/02:44:00

Plot file version 189 created 22-JUL-2021 03:06:13

3C273 GK053.UVDATA.1

Freq = 43.0405 GHz, Bw = 32.000 MH

No calibration applied and no bandpass applied



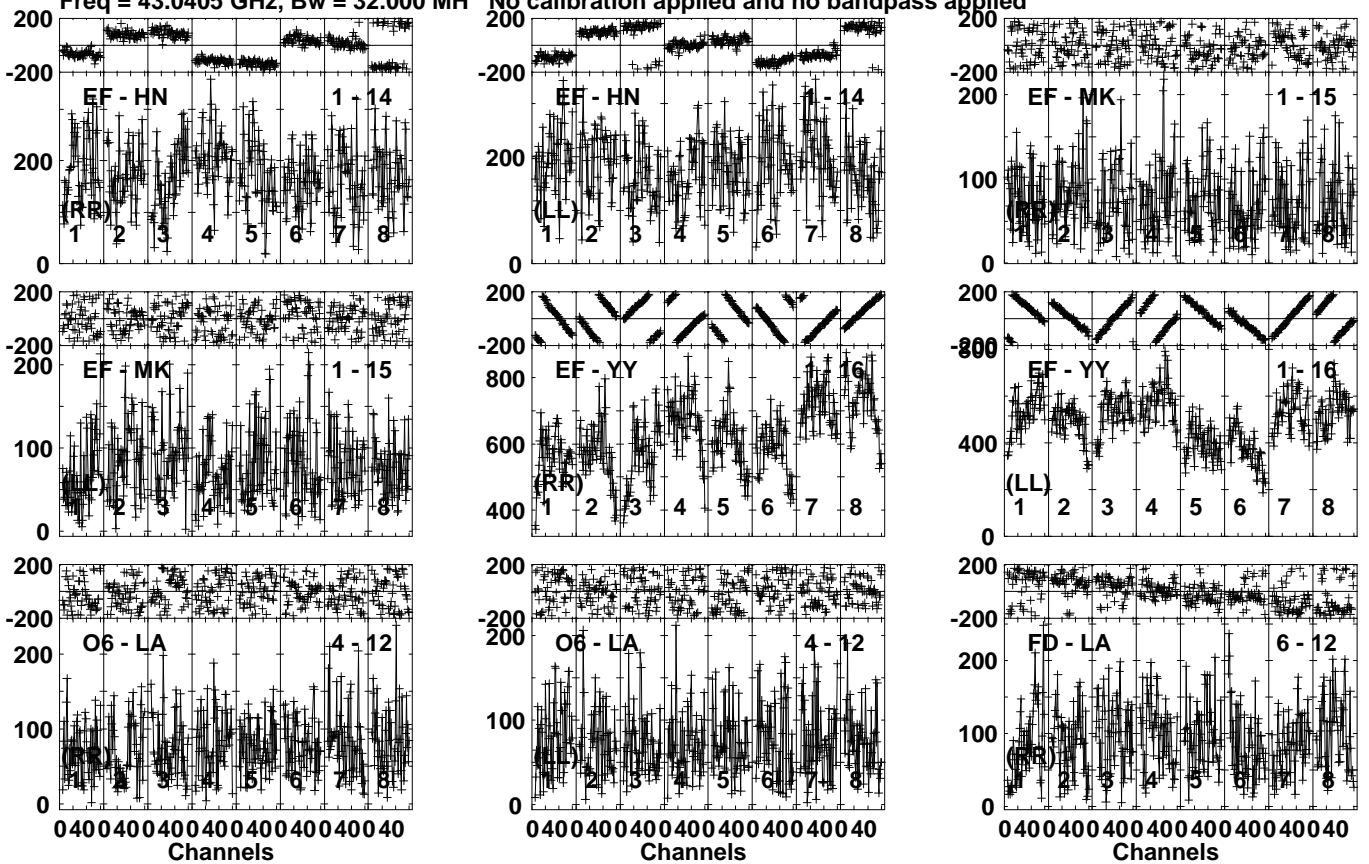
Lower frame: Micro Ampl Jy Top frame: Phas deg  
Vector averaged cross-power spectrum Several baselines displayed  
Timerange: 01/02:41:01 to 01/02:44:00

Plot file version 190 created 22-JUL-2021 03:06:14

3C273 GK053.UVDATA.1

Freq = 43.0405 GHz, Bw = 32.000 MH

No calibration applied and no bandpass applied



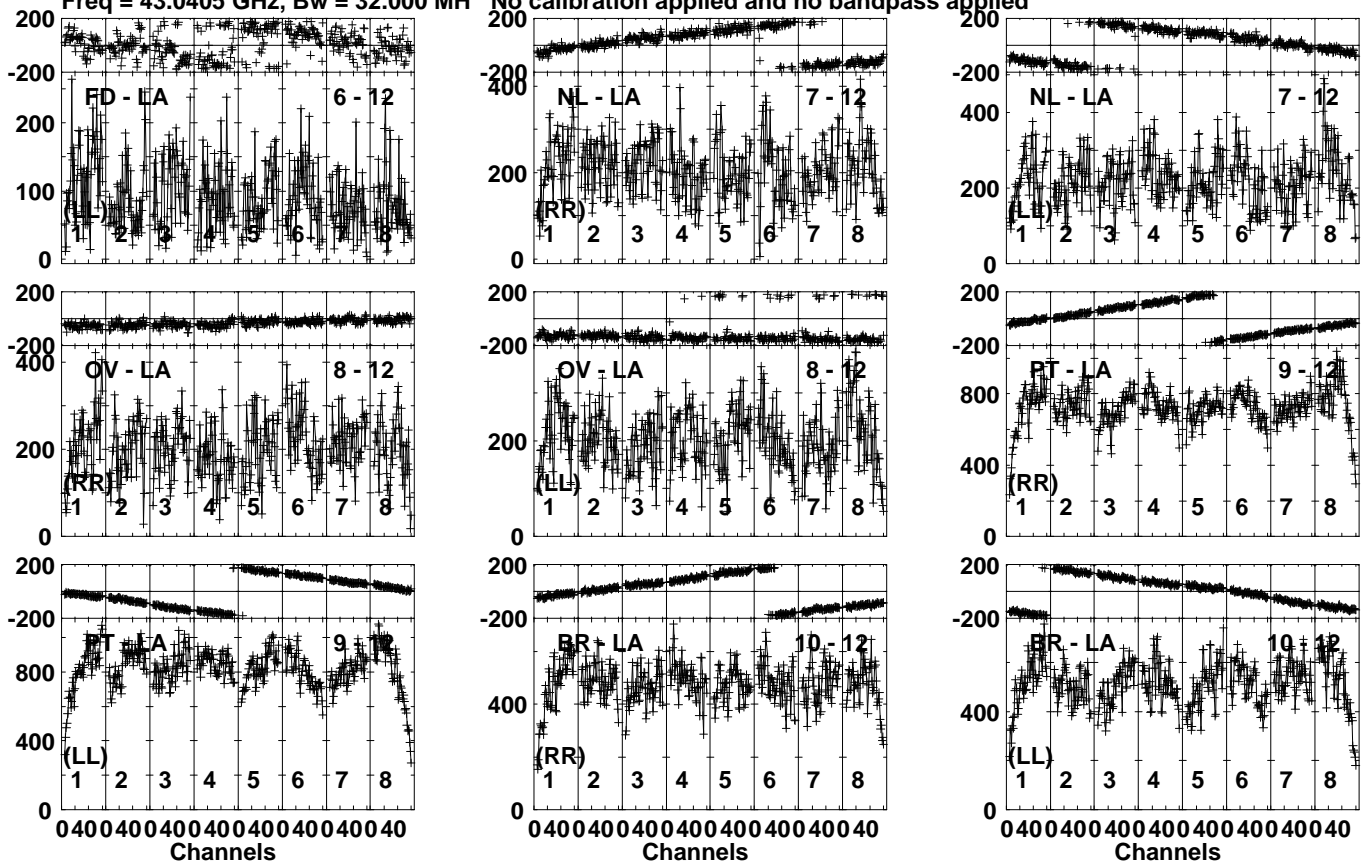
Lower frame: Micro Ampl Jy Top frame: Phas deg  
Vector averaged cross-power spectrum Several baselines displayed  
Timerange: 01/02:41:01 to 01/02:44:00

Plot file version 191 created 22-JUL-2021 03:06:15

3C273 GK053.UVDATA.1

Freq = 43.0405 GHz, Bw = 32.000 MH

No calibration applied and no bandpass applied



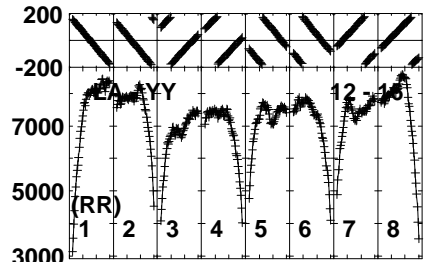
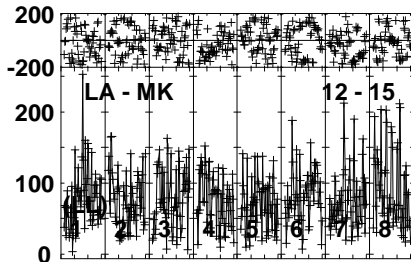
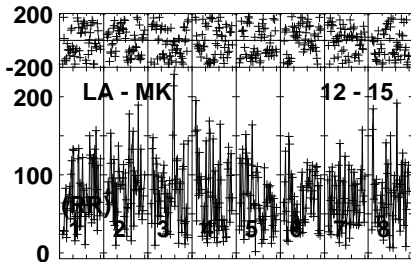
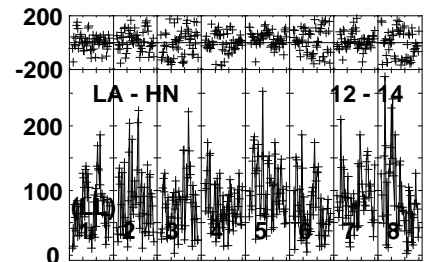
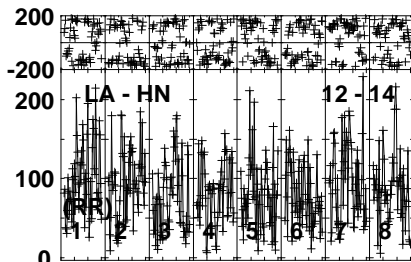
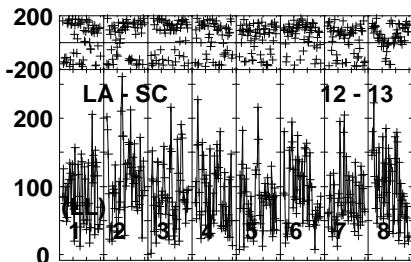
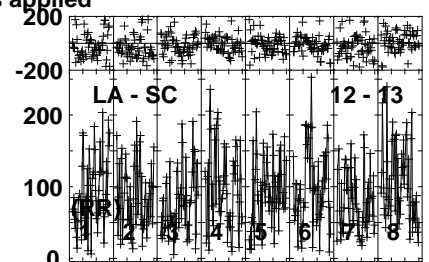
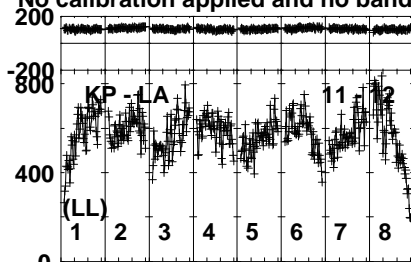
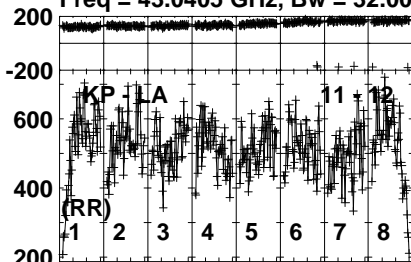
Lower frame: Micro Ampl Jy Top frame: Phas deg  
Vector averaged cross-power spectrum Several baselines displayed  
Timerange: 01/02:41:01 to 01/02:44:00

Plot file version 192 created 22-JUL-2021 03:06:15

3C273 GK053.UVDATA.1

Freq = 43.0405 GHz, Bw = 32.000 MH

No calibration applied and no bandpass applied



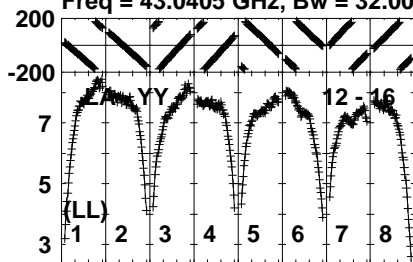
Lower frame: Micro Ampl Jy Top frame: Phas deg  
Vector averaged cross-power spectrum Several baselines displayed  
Timerange: 01/02:41:01 to 01/02:44:00



Plot file version 193 created 22-JUL-2021 03:06:16

3C273 GK053.UVDATA.1

Freq = 43.0405 GHz, Bw = 32.000 MH No calibration applied and no bandpass applied



Lower frame: Milli Ampl Jy Top frame: Phas deg

Vector averaged cross-power spectrum Several baselines displayed

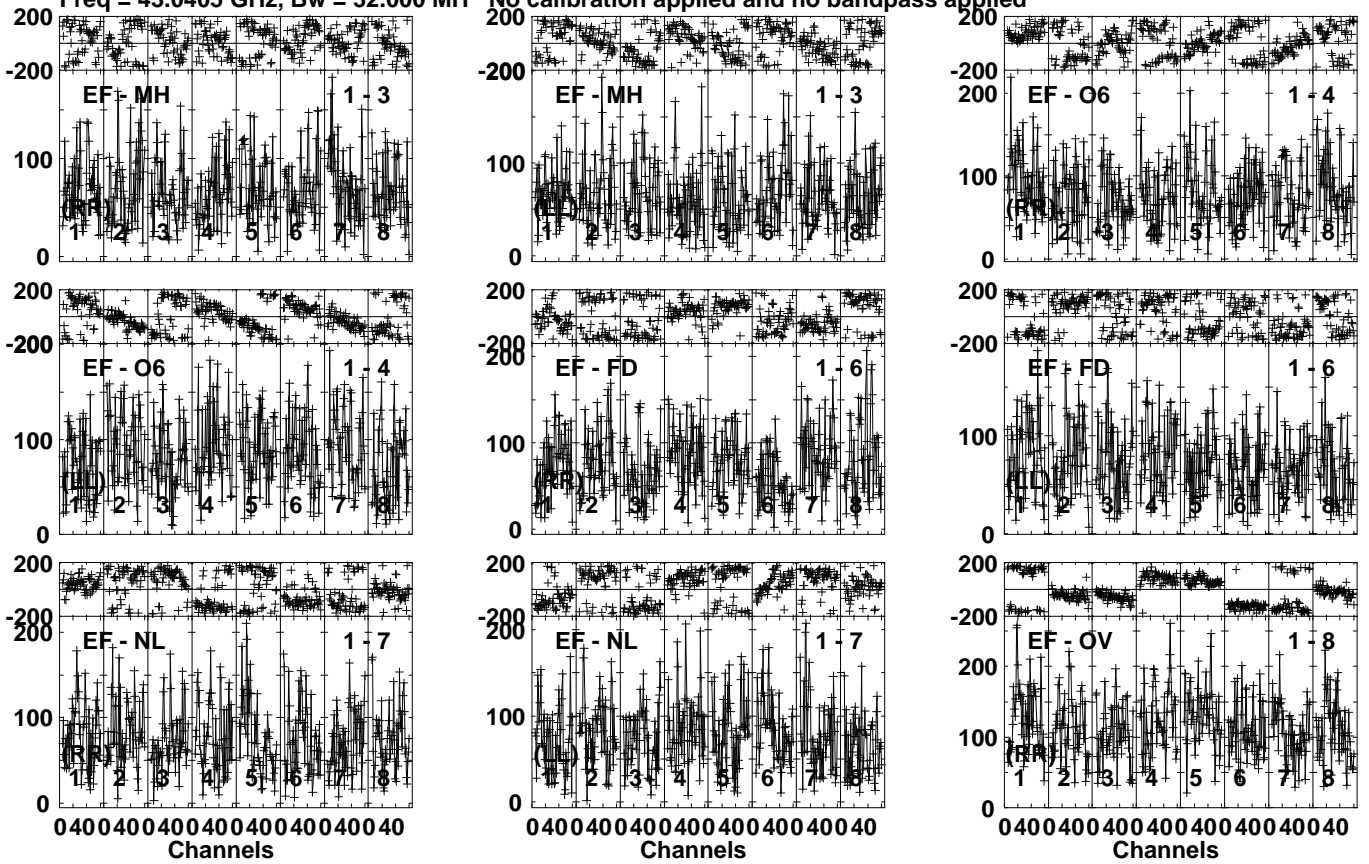
Timerange: 01/02:41:01 to 01/02:44:00

Plot file version 194 created 22-JUL-2021 03:06:18

M87 GK053.UVDATA.1

Freq = 43.0405 GHz, Bw = 32.000 MH

No calibration applied and no bandpass applied



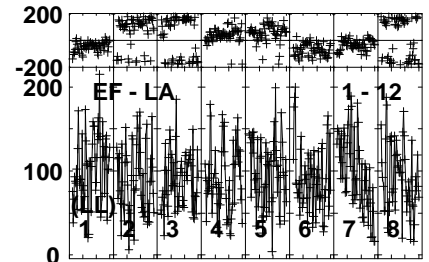
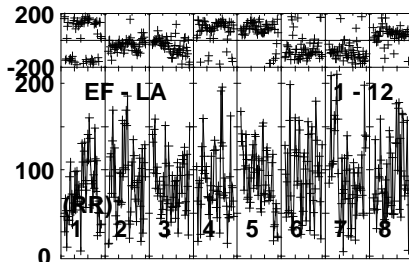
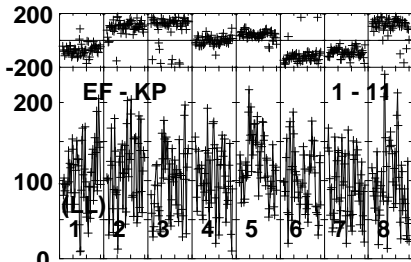
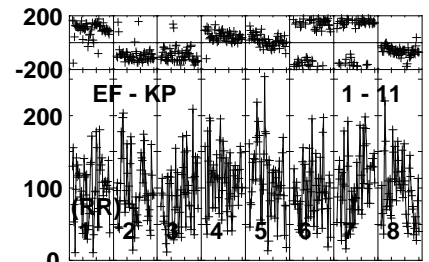
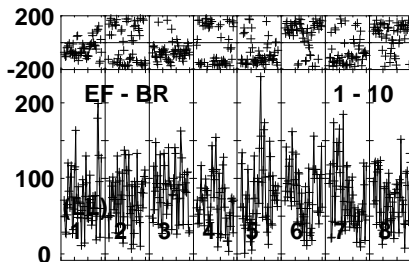
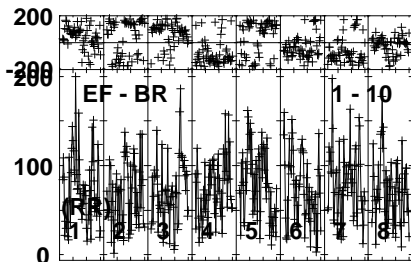
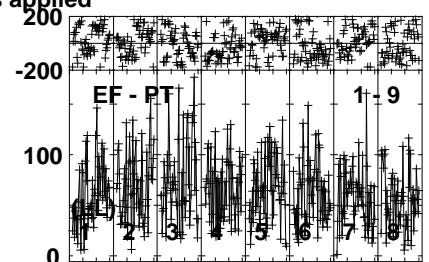
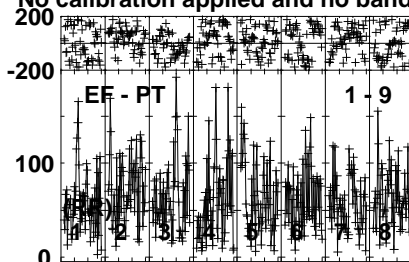
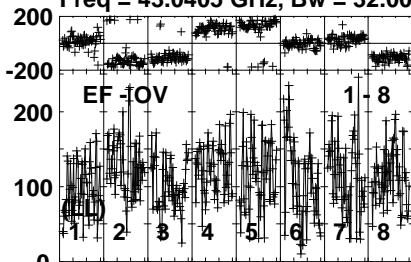
Lower frame: Micro Ampl Jy Top frame: Phas deg  
Vector averaged cross-power spectrum Several baselines displayed  
Timerange: 01/02:46:01 to 01/02:51:00

Plot file version 195 created 22-JUL-2021 03:06:19

M87 GK053.UVDATA.1

Freq = 43.0405 GHz, Bw = 32.000 MH

No calibration applied and no bandpass applied



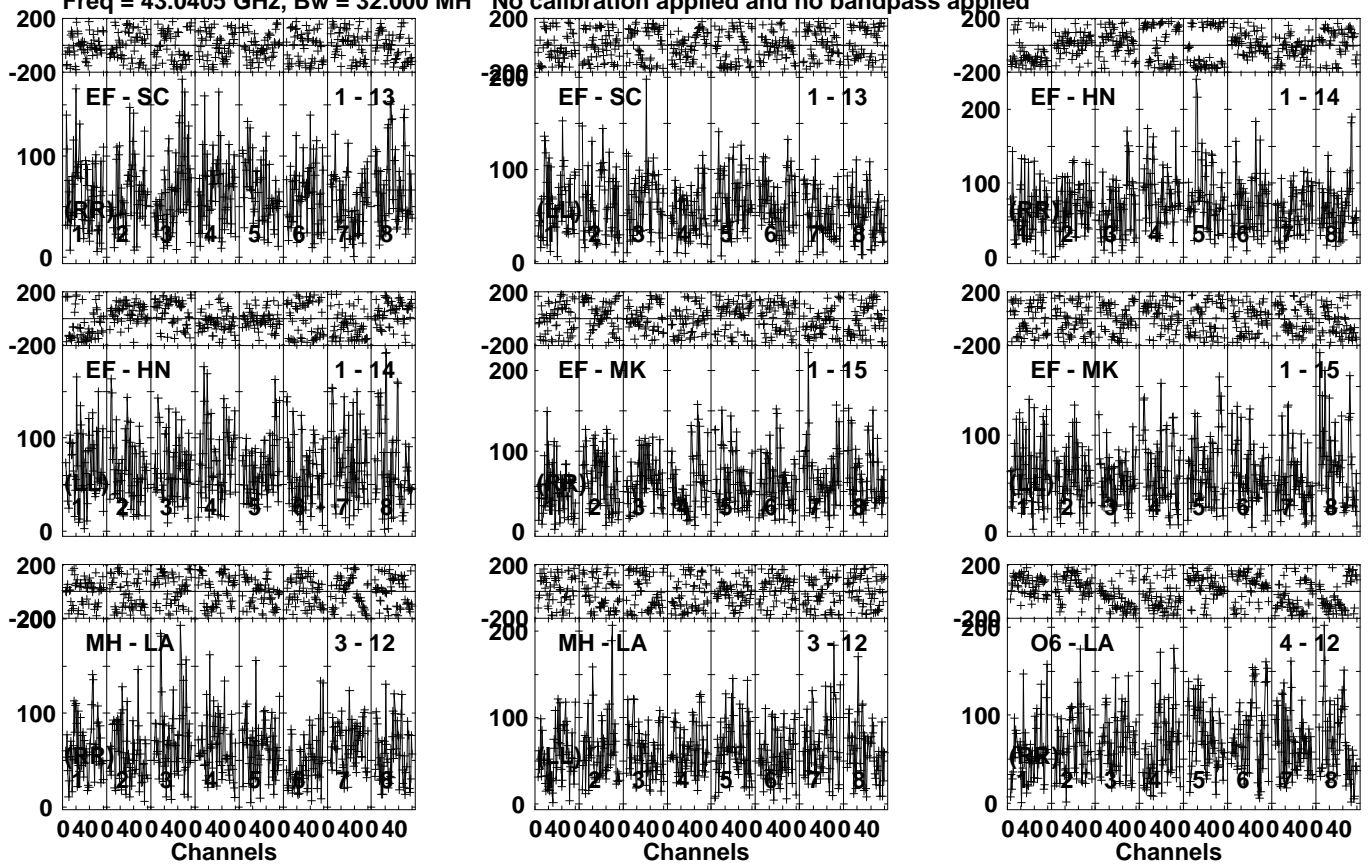
Lower frame: Micro Ampl Jy Top frame: Phas deg  
Vector averaged cross-power spectrum Several baselines displayed  
Timerange: 01/02:46:01 to 01/02:51:00

Plot file version 196 created 22-JUL-2021 03:06:21

M87 GK053.UVDATA.1

Freq = 43.0405 GHz, Bw = 32.000 MH

No calibration applied and no bandpass applied



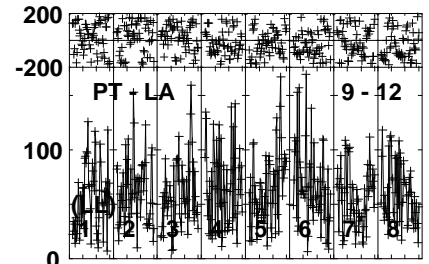
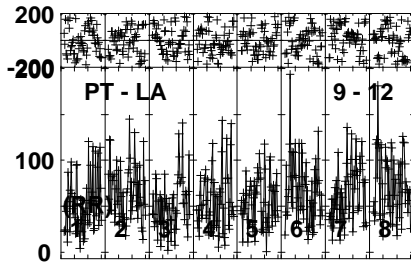
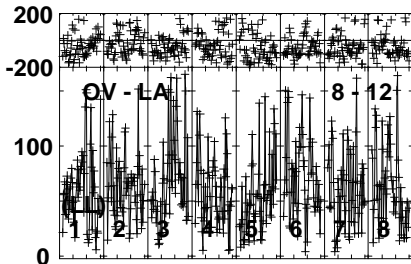
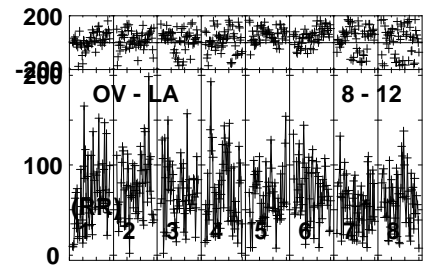
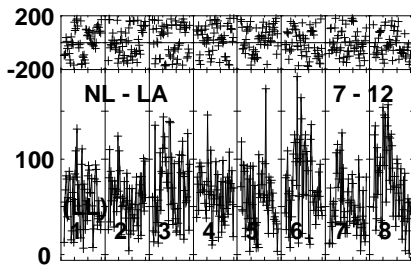
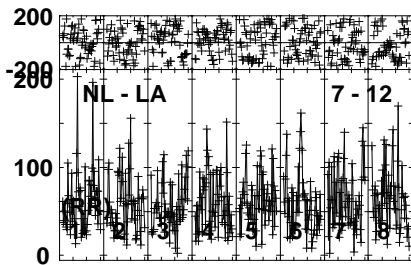
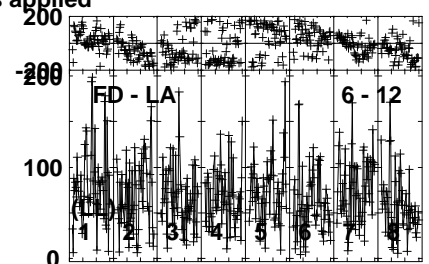
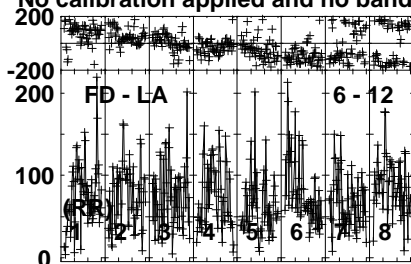
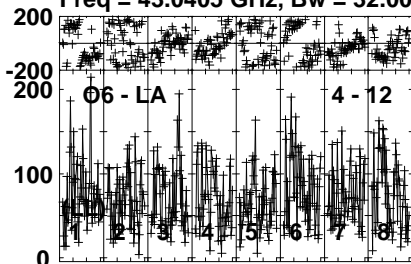
Lower frame: Micro Ampl Jy Top frame: Phas deg  
Vector averaged cross-power spectrum Several baselines displayed  
Timerange: 01/02:46:01 to 01/02:51:00

Plot file version 197 created 22-JUL-2021 03:06:23

M87 GK053.UVDATA.1

Freq = 43.0405 GHz, Bw = 32.000 MH

No calibration applied and no bandpass applied



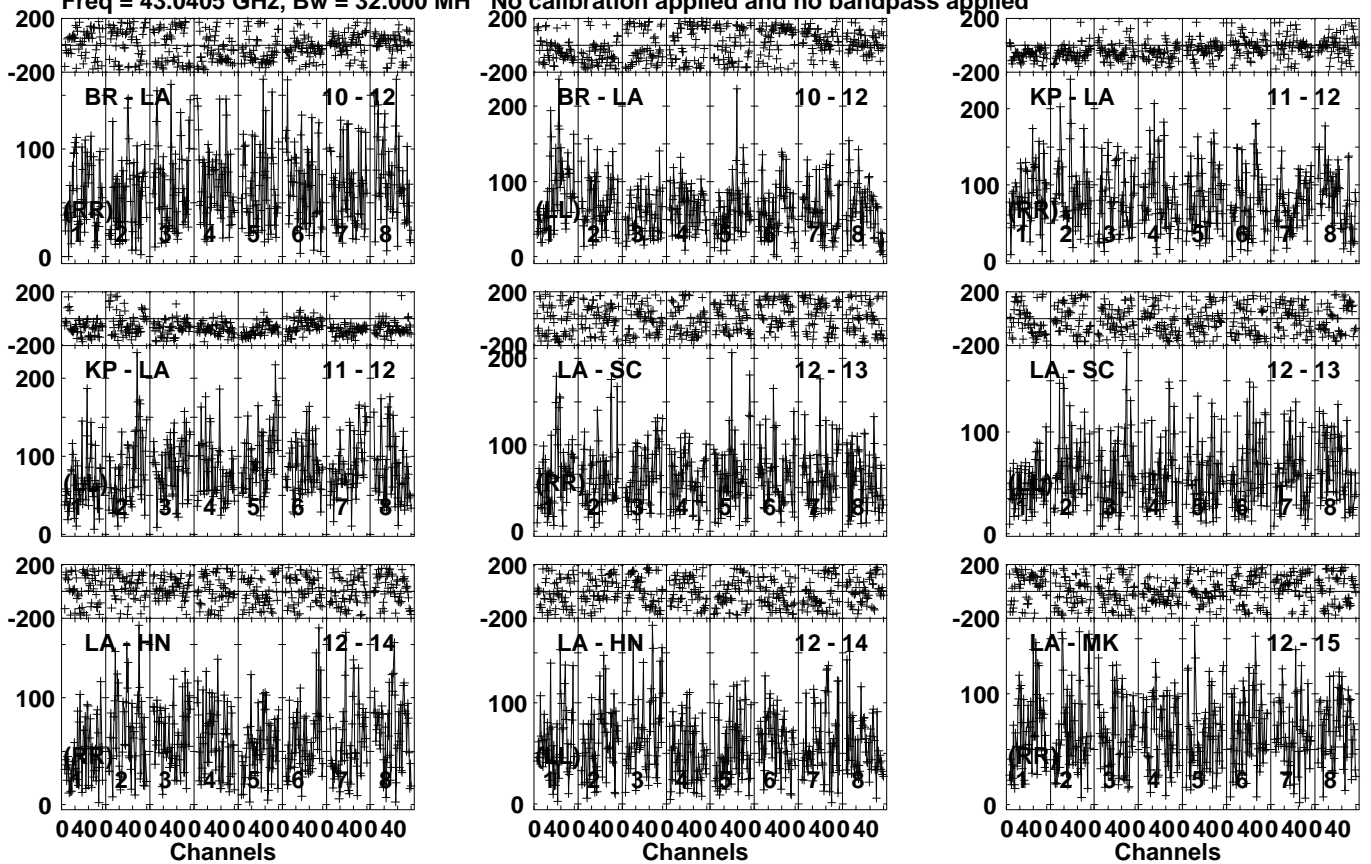
Lower frame: Micro Ampl Jy Top frame: Phas deg  
Vector averaged cross-power spectrum Several baselines displayed  
Timerange: 01/02:46:01 to 01/02:51:00

Plot file version 198 created 22-JUL-2021 03:06:24

M87 GK053.UVDATA.1

Freq = 43.0405 GHz, Bw = 32.000 MH

No calibration applied and no bandpass applied

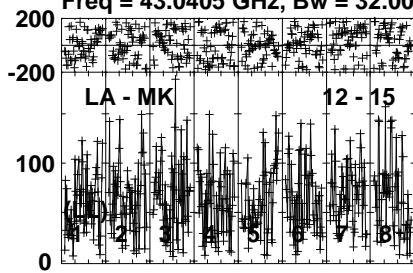


Lower frame: Micro Ampl Jy Top frame: Phas deg  
Vector averaged cross-power spectrum Several baselines displayed  
Timerange: 01/02:46:01 to 01/02:51:00

Plot file version 199 created 22-JUL-2021 03:06:25

M87 GK053.UVDATA.1

Freq = 43.0405 GHz, Bw = 32.000 MH No calibration applied and no bandpass applied



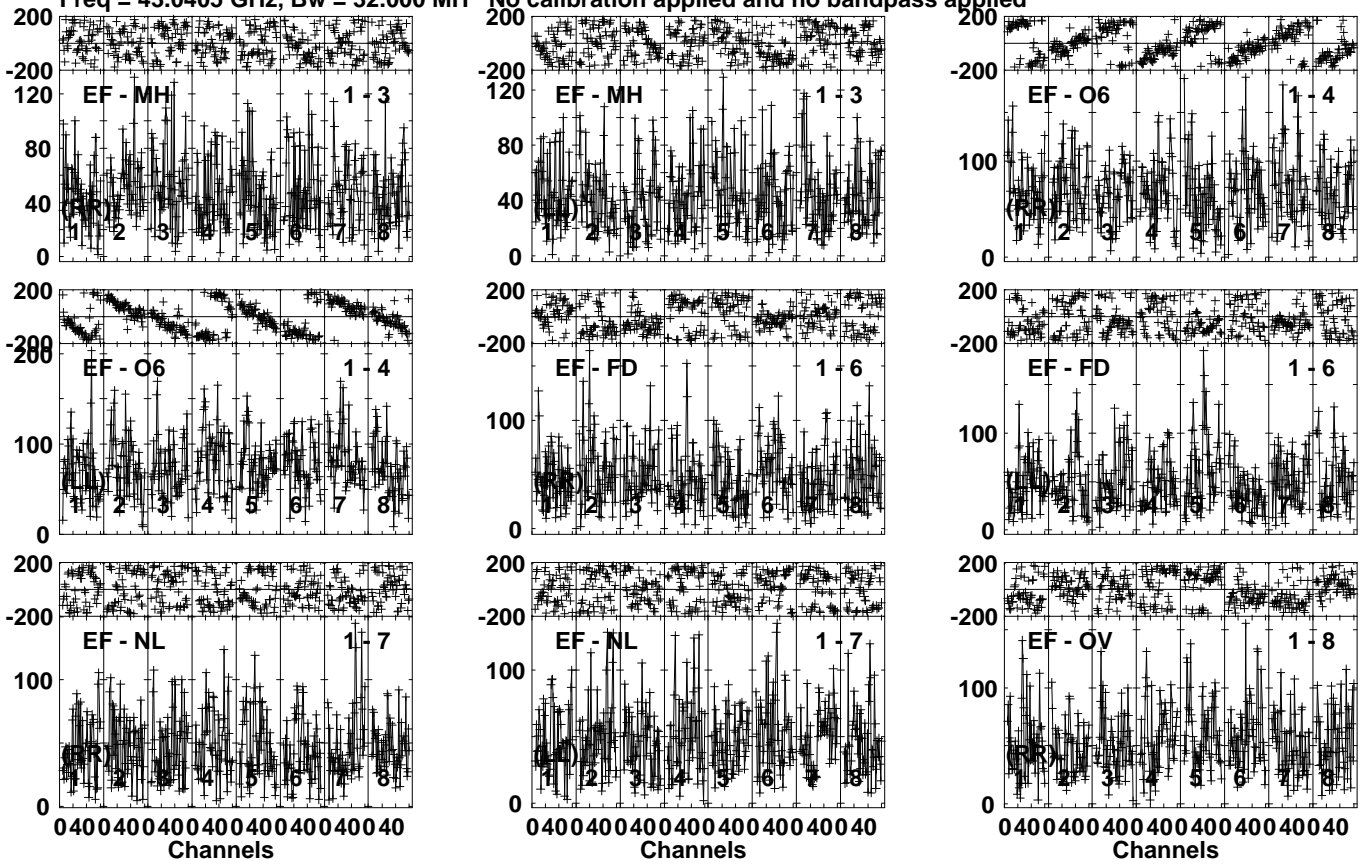
Lower frame: Micro Ampl Jy Top frame: Phas deg  
Vector averaged cross-power spectrum Several baselines displayed  
Timerange: 01/02:46:01 to 01/02:51:00

Plot file version 200 created 22-JUL-2021 03:06:27

M87 GK053.UVDATA.1

Freq = 43.0405 GHz, Bw = 32.000 MH

No calibration applied and no bandpass applied



Lower frame: Micro Ampl Jy Top frame: Phas deg  
Vector averaged cross-power spectrum Several baselines displayed  
Timerange: 01/02:53:00 to 01/03:01:59

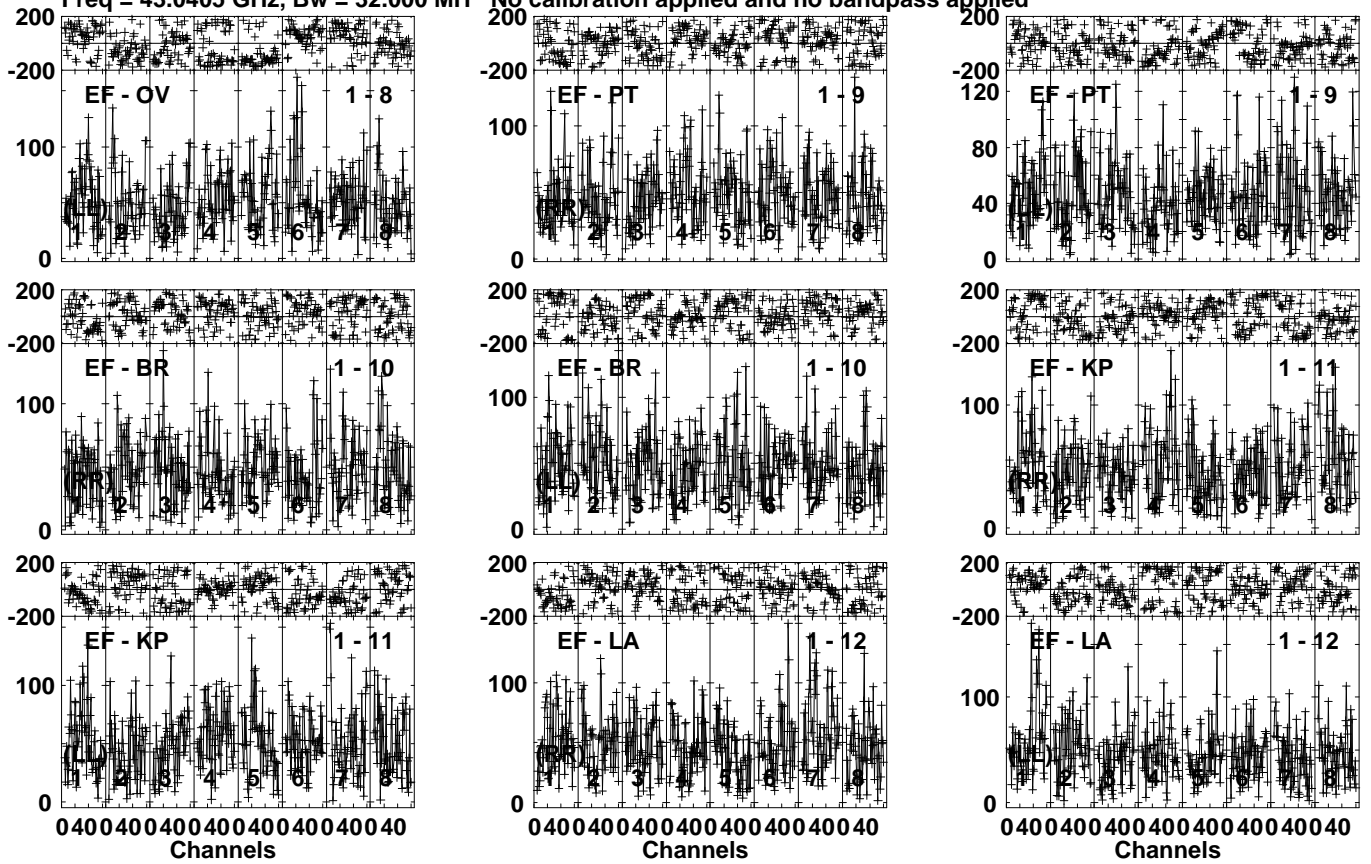


Plot file version 201 created 22-JUL-2021 03:06:28

M87 GK053.UVDATA.1

Freq = 43.0405 GHz, Bw = 32.000 MH

No calibration applied and no bandpass applied



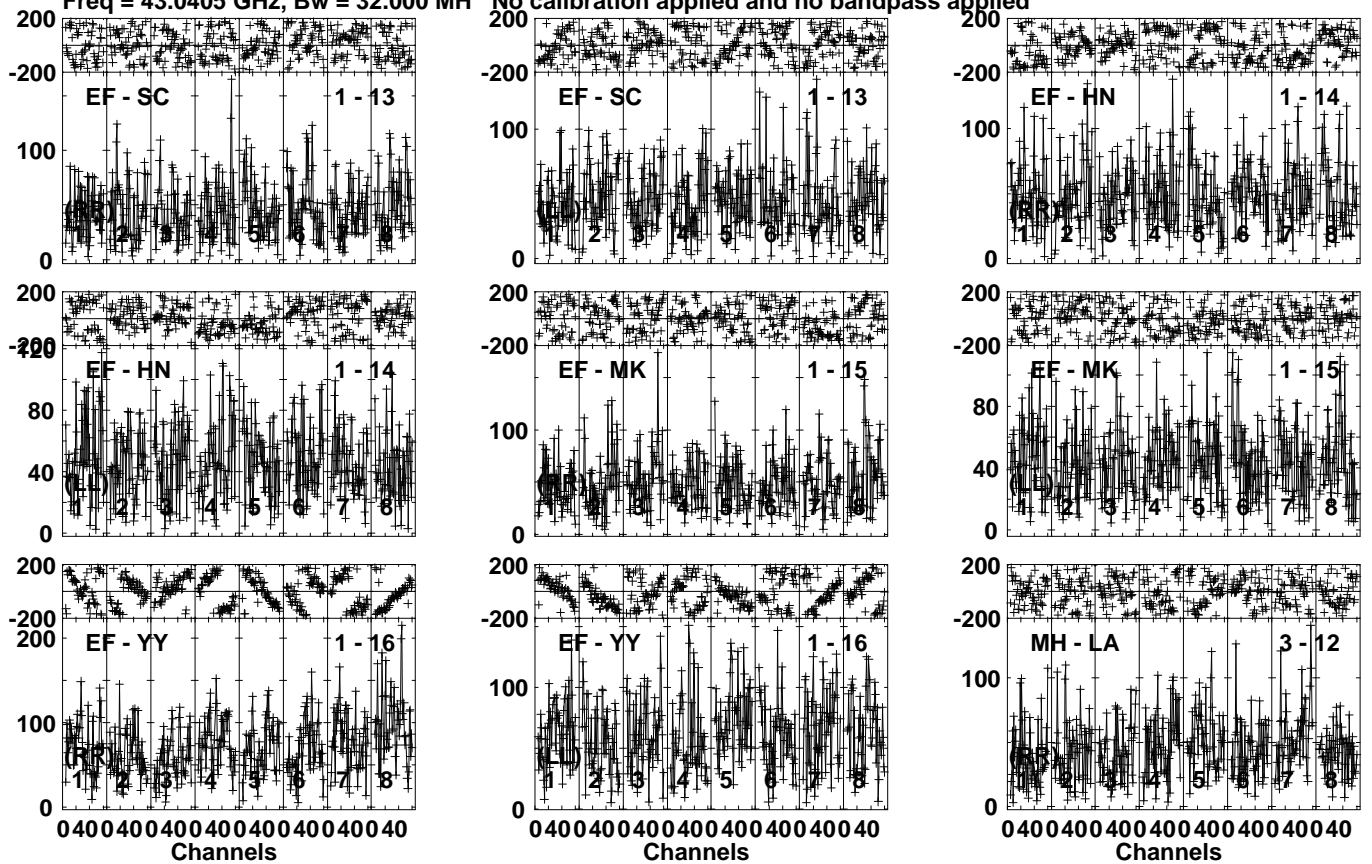
Lower frame: Micro Ampl Jy Top frame: Phas deg  
Vector averaged cross-power spectrum Several baselines displayed  
Timerange: 01/02:53:00 to 01/03:01:59

Plot file version 202 created 22-JUL-2021 03:06:29

M87 GK053.UVDATA.1

Freq = 43.0405 GHz, Bw = 32.000 MH

No calibration applied and no bandpass applied



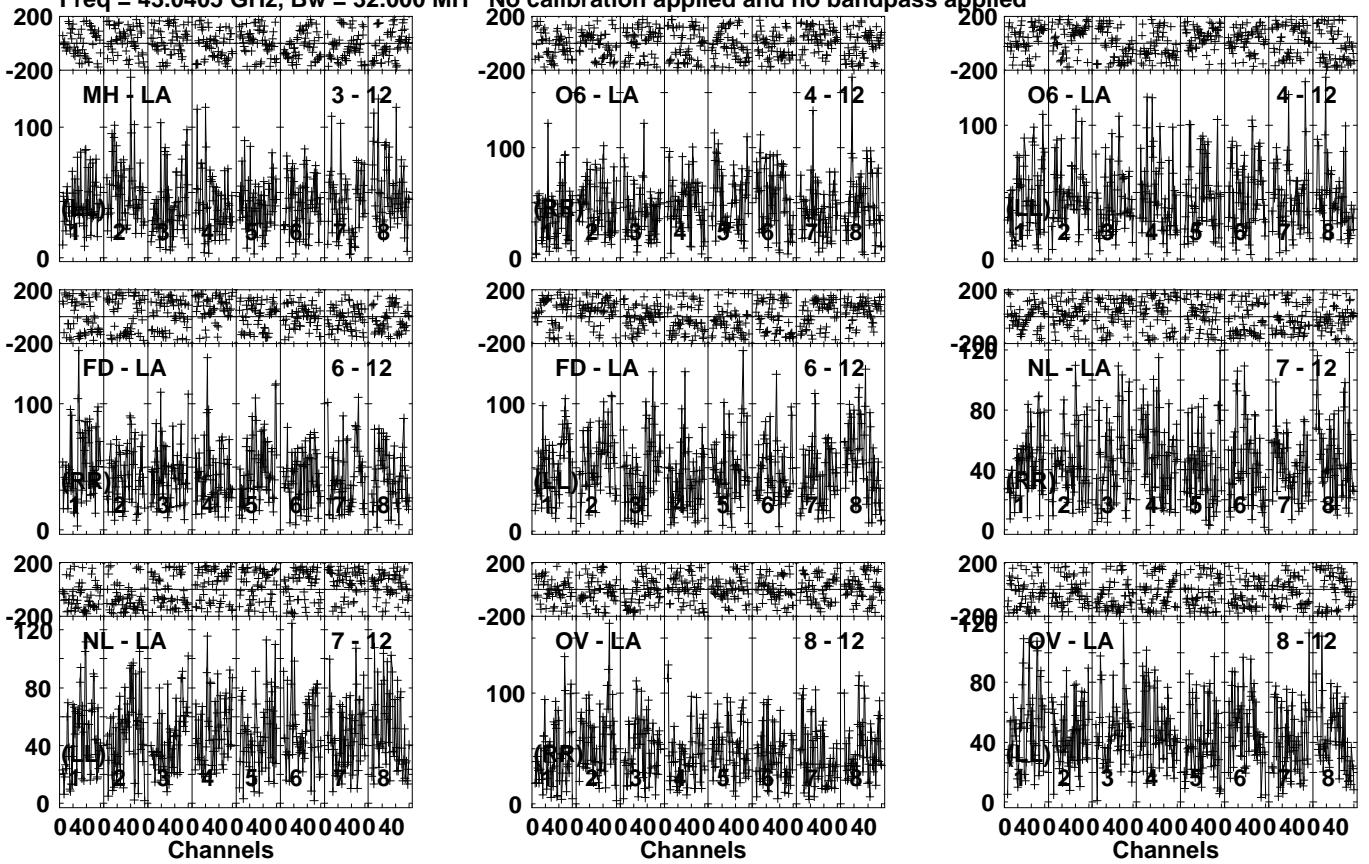
Lower frame: Micro Ampl Jy Top frame: Phas deg  
Vector averaged cross-power spectrum Several baselines displayed  
Timerange: 01/02:53:00 to 01/03:01:59

Plot file version 203 created 22-JUL-2021 03:06:31

M87 GK053.UVDATA.1

Freq = 43.0405 GHz, Bw = 32.000 MH

No calibration applied and no bandpass applied



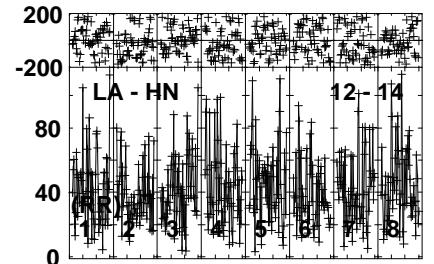
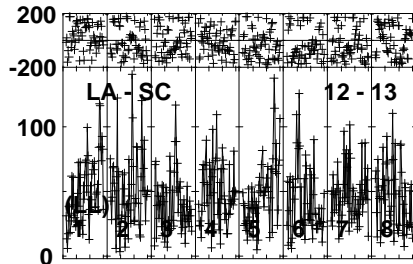
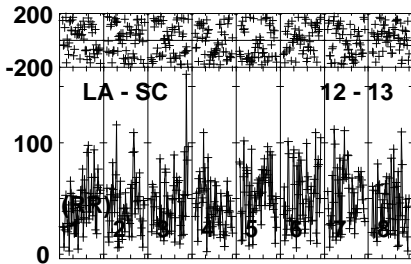
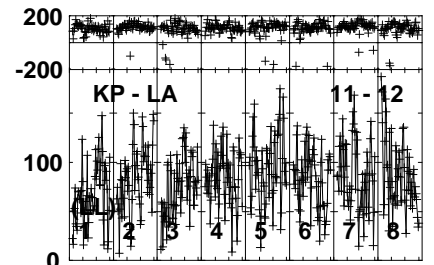
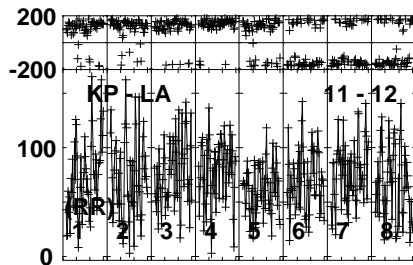
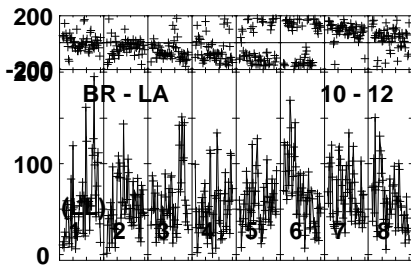
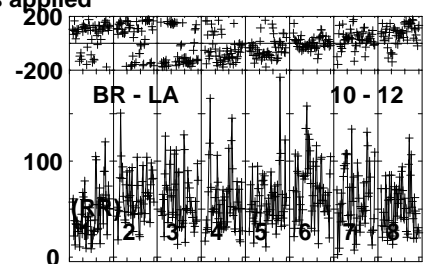
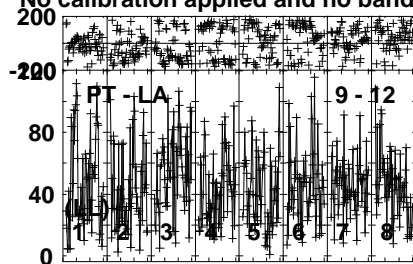
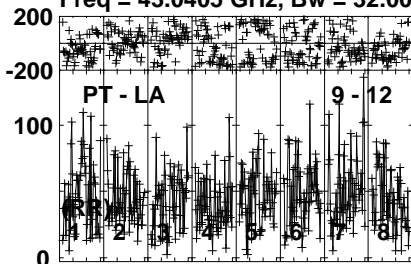
Lower frame: Micro Ampl Jy Top frame: Phas deg  
Vector averaged cross-power spectrum Several baselines displayed  
Timerange: 01/02:53:00 to 01/03:01:59

Plot file version 204 created 22-JUL-2021 03:06:32

M87 GK053.UVDATA.1

Freq = 43.0405 GHz, Bw = 32.000 MH

No calibration applied and no bandpass applied



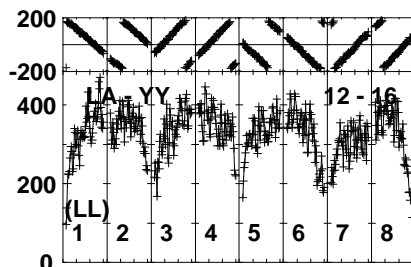
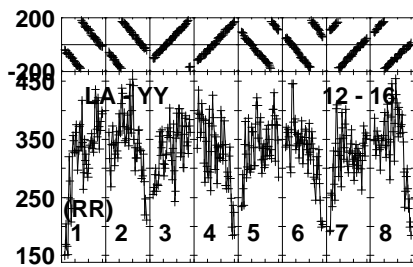
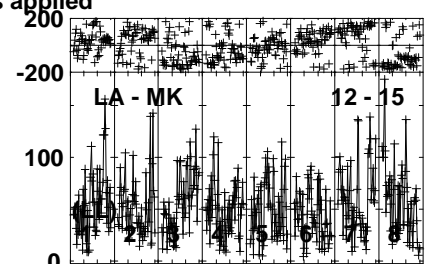
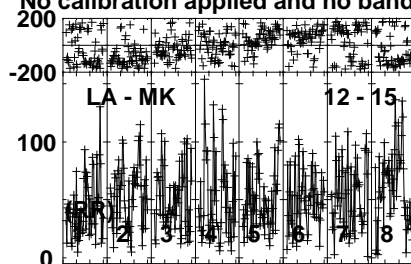
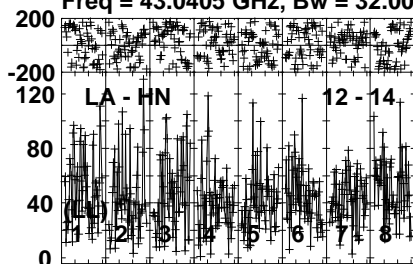
Lower frame: Micro Ampl Jy Top frame: Phas deg  
Vector averaged cross-power spectrum Several baselines displayed  
Timerange: 01/02:53:00 to 01/03:01:59

Plot file version 205 created 22-JUL-2021 03:06:33

M87 GK053.UVDATA.1

Freq = 43.0405 GHz, Bw = 32.000 MH

No calibration applied and no bandpass applied



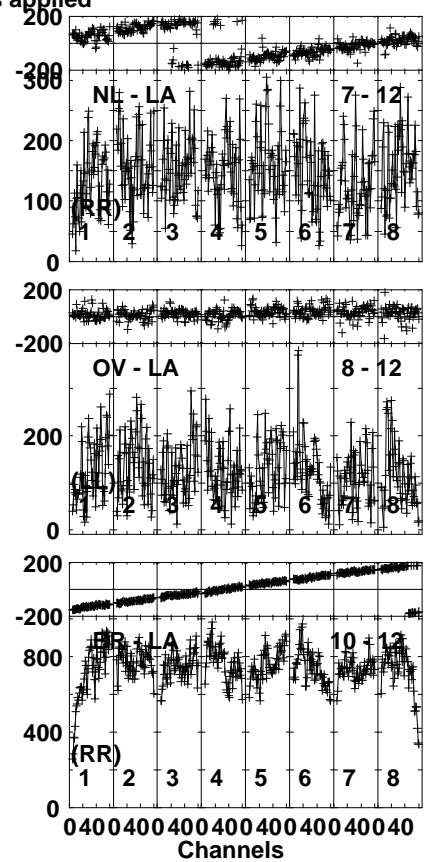
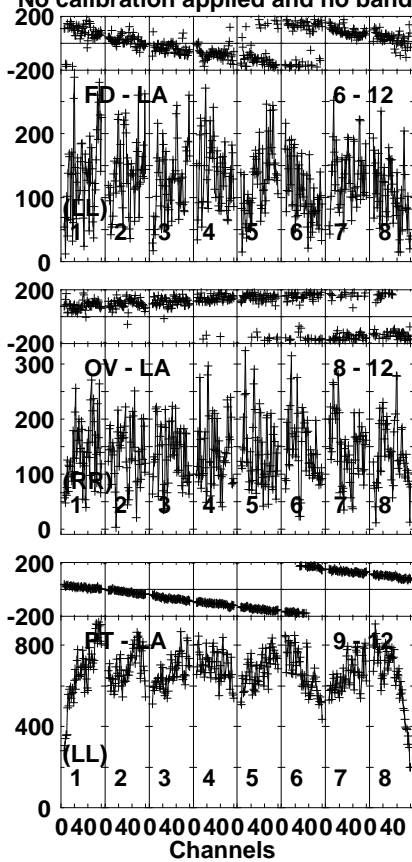
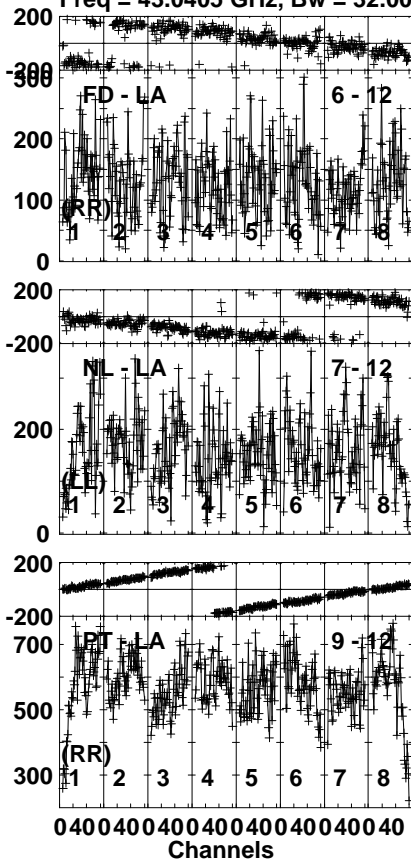
Lower frame: Micro Ampl Jy Top frame: Phas deg  
Vector averaged cross-power spectrum Several baselines displayed  
Timerange: 01/02:53:00 to 01/03:01:59

Plot file version 206 created 22-JUL-2021 03:06:40

3C279 GK053.UVDATA.1

Freq = 43.0405 GHz, Bw = 32.000 MH

No calibration applied and no bandpass applied



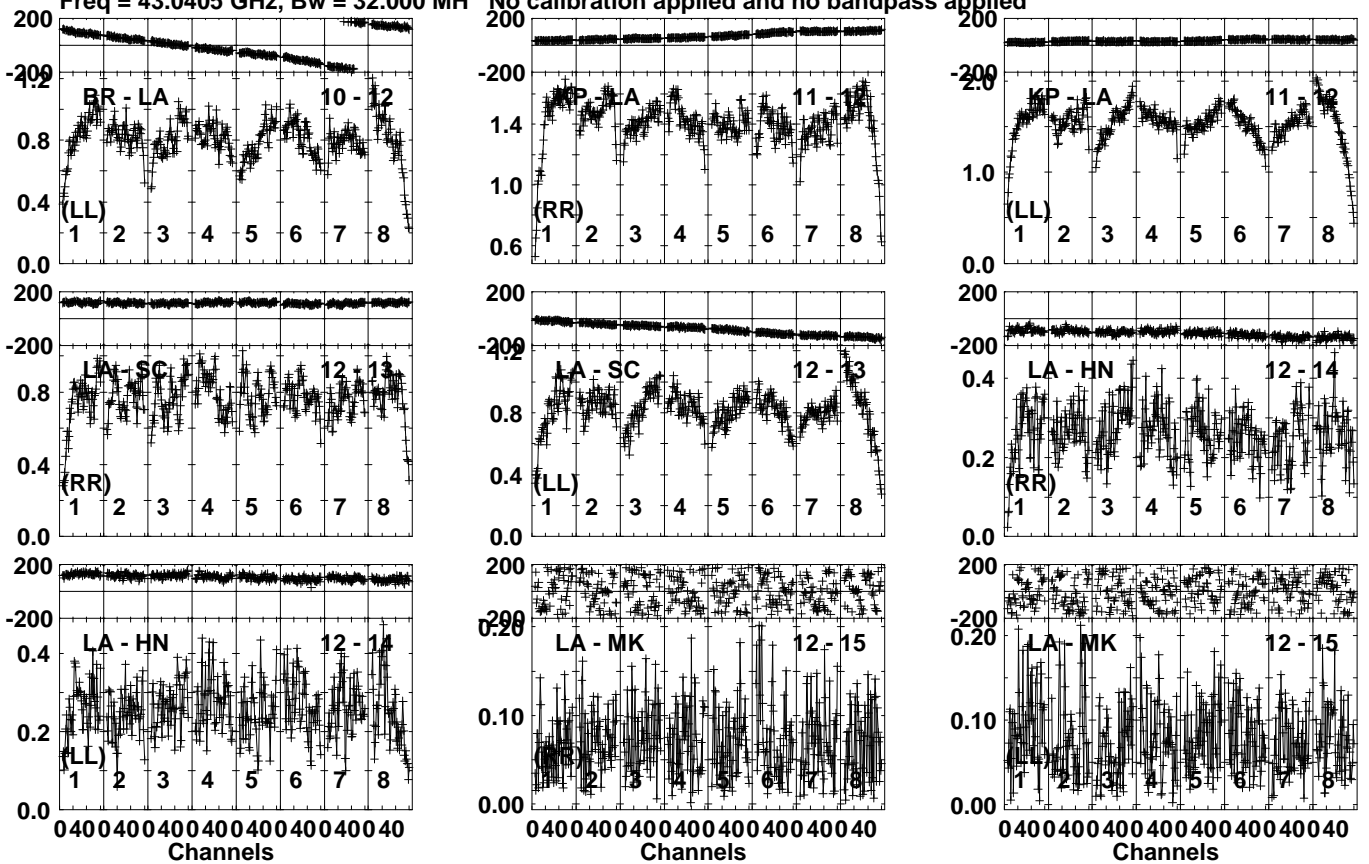
Lower frame: Micro Ampl Jy Top frame: Phas deg  
Vector averaged cross-power spectrum Several baselines displayed  
Timerange: 01/03:07:00 to 01/03:10:00

Plot file version 207 created 22-JUL-2021 03:06:40

3C279 GK053.UVDATA.1

Freq = 43.0405 GHz, Bw = 32.000 MH

No calibration applied and no bandpass applied



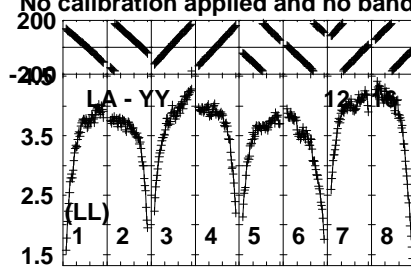
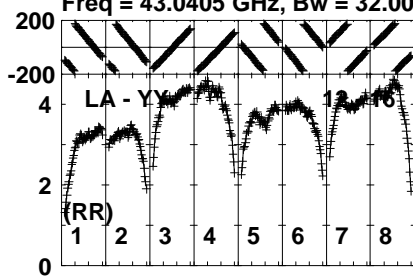
Lower frame: Milli Ampl Jy Top frame: Phas deg  
Vector averaged cross-power spectrum Several baselines displayed  
Timerange: 01/03:07:00 to 01/03:10:00

Plot file version 208 created 22-JUL-2021 03:06:41

3C279 GK053.UVDATA.1

Freq = 43.0405 GHz, Bw = 32.000 MH

No calibration applied and no bandpass applied



Lower frame: Milli Ampl Jy Top frame: Phas deg

Vector averaged cross-power spectrum Several baselines displayed

Timerange: 01/03:07:00 to 01/03:10:00

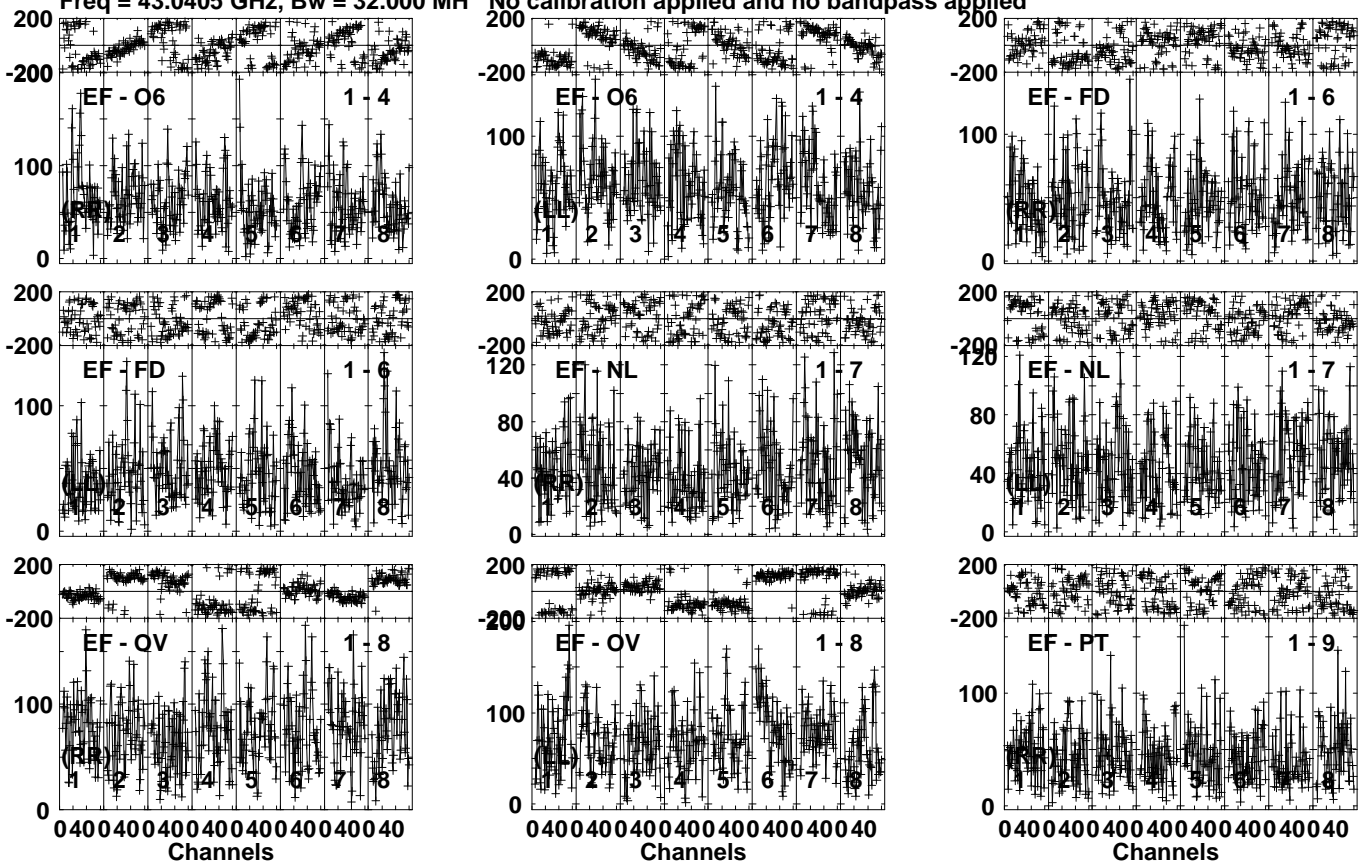


Plot file version 209 created 22-JUL-2021 03:06:43

M87 GK053.UVDATA.1

Freq = 43.0405 GHz, Bw = 32.000 MH

No calibration applied and no bandpass applied



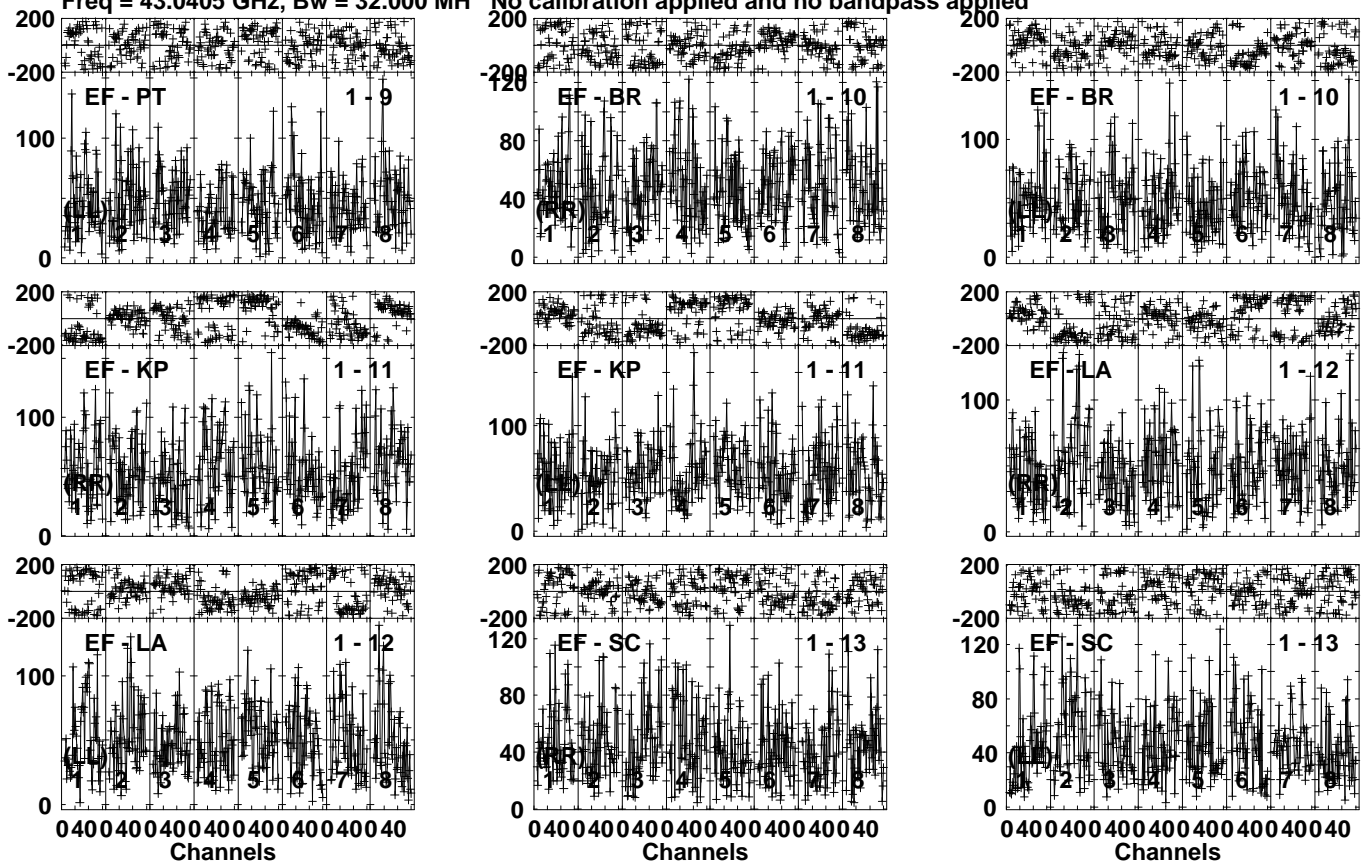
Lower frame: Micro Ampl Jy Top frame: Phas deg  
Vector averaged cross-power spectrum Several baselines displayed  
Timerange: 01/03:12:01 to 01/03:21:00

Plot file version 210 created 22-JUL-2021 03:06:44

M87 GK053.UVDATA.1

Freq = 43.0405 GHz, Bw = 32.000 MH

No calibration applied and no bandpass applied



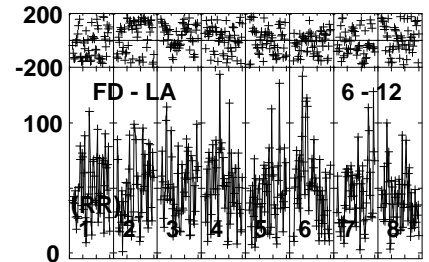
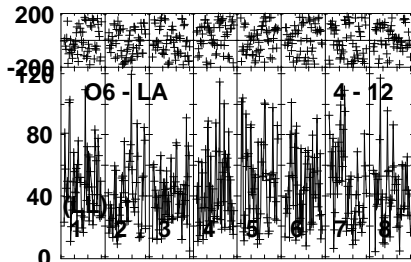
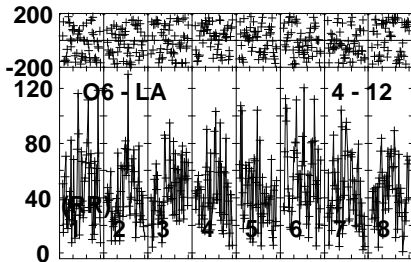
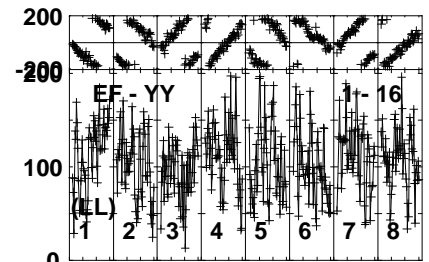
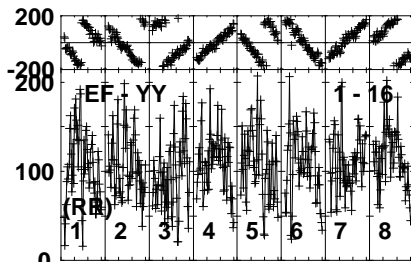
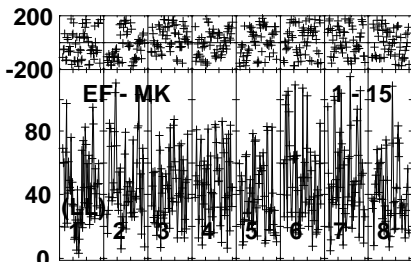
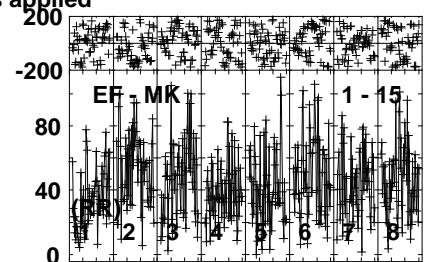
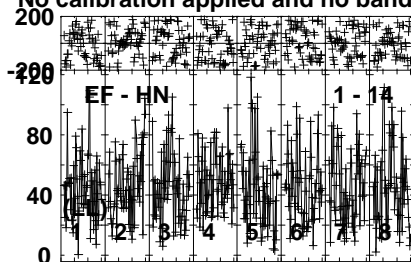
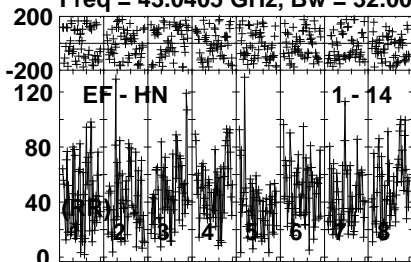
Lower frame: Micro Ampl Jy Top frame: Phas deg  
Vector averaged cross-power spectrum Several baselines displayed  
Timerange: 01/03:12:01 to 01/03:21:00

Plot file version 211 created 22-JUL-2021 03:06:45

M87 GK053.UVDATA.1

Freq = 43.0405 GHz, Bw = 32.000 MH

No calibration applied and no bandpass applied



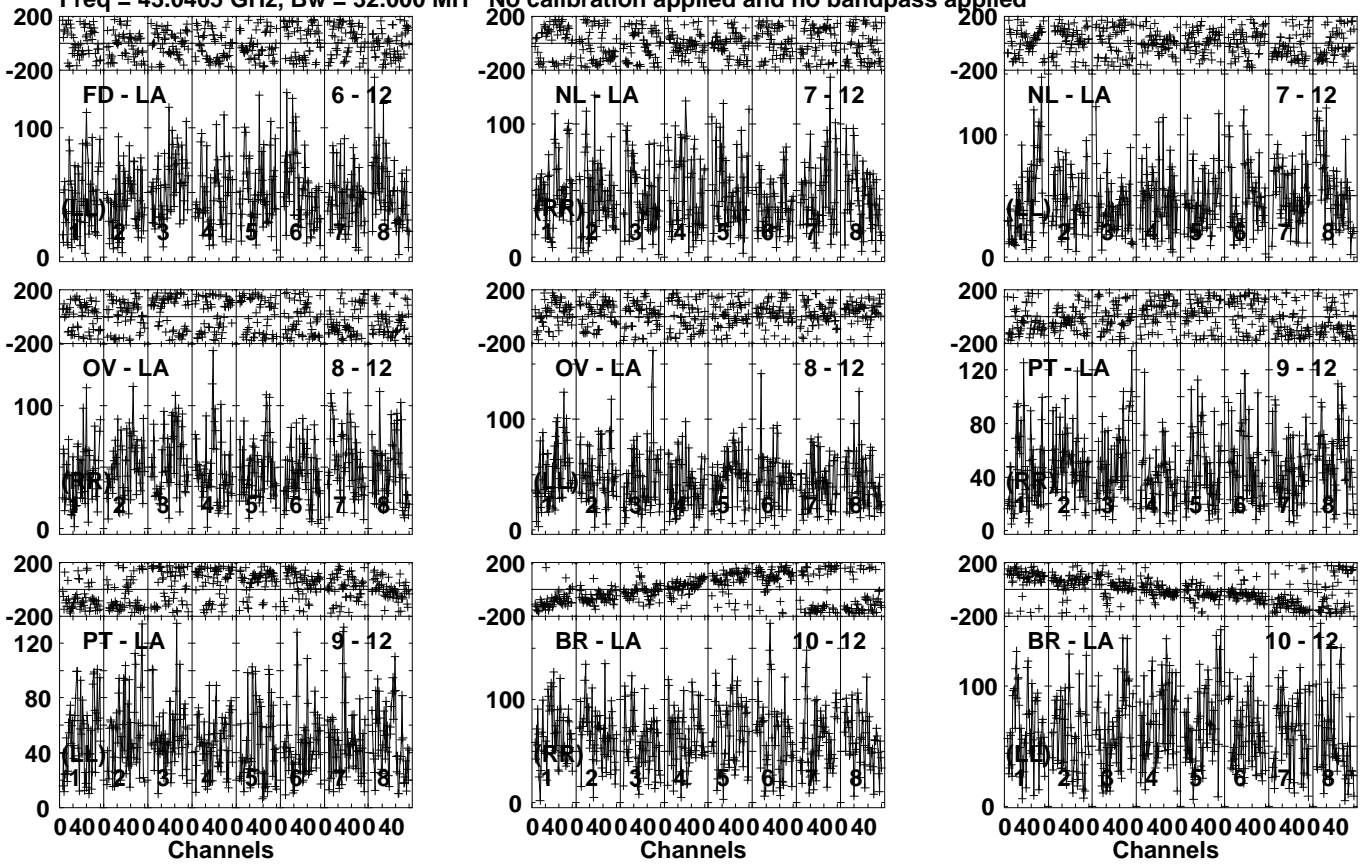
Lower frame: Micro Ampl Jy Top frame: Phas deg  
Vector averaged cross-power spectrum Several baselines displayed  
Timerange: 01/03:12:01 to 01/03:21:00

Plot file version 212 created 22-JUL-2021 03:06:46

M87 GK053.UVDATA.1

Freq = 43.0405 GHz, Bw = 32.000 MH

No calibration applied and no bandpass applied



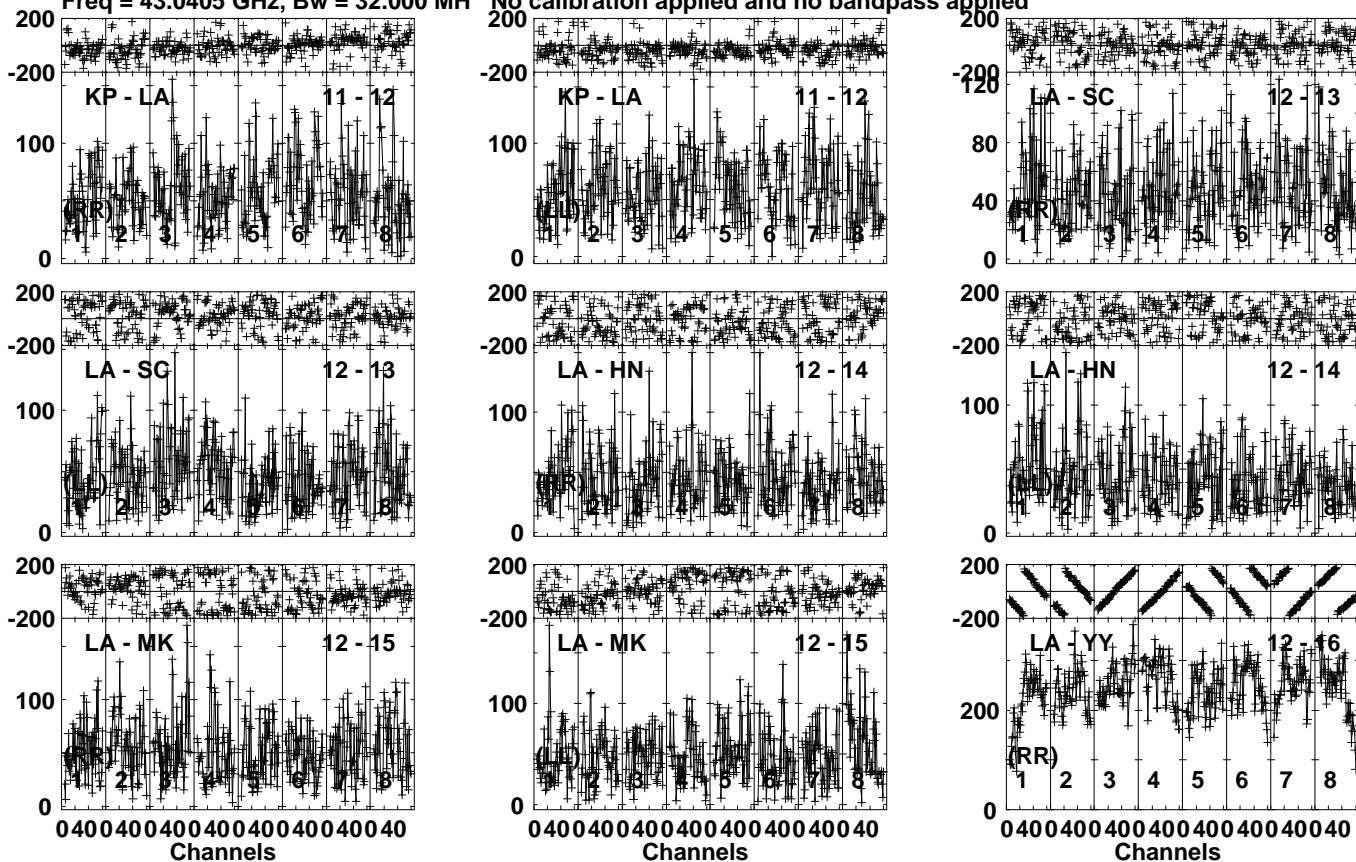
Lower frame: Micro Ampl Jy Top frame: Phas deg  
Vector averaged cross-power spectrum Several baselines displayed  
Timerange: 01/03:12:01 to 01/03:21:00

Plot file version 213 created 22-JUL-2021 03:06:48

M87 GK053.UVDATA.1

Freq = 43.0405 GHz, Bw = 32.000 MH

No calibration applied and no bandpass applied

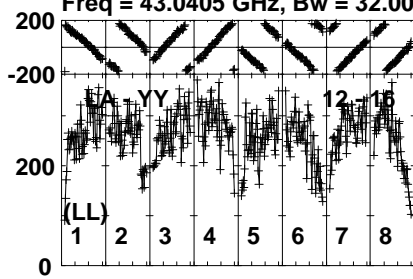


Lower frame: Micro Ampl Jy Top frame: Phas deg  
Vector averaged cross-power spectrum Several baselines displayed  
Timerange: 01/03:12:01 to 01/03:21:00

Plot file version 214 created 22-JUL-2021 03:06:48

M87 GK053.UVDATA.1

Freq = 43.0405 GHz, Bw = 32.000 MH No calibration applied and no bandpass applied



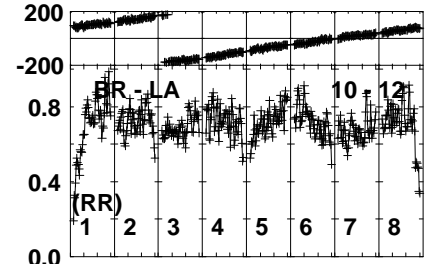
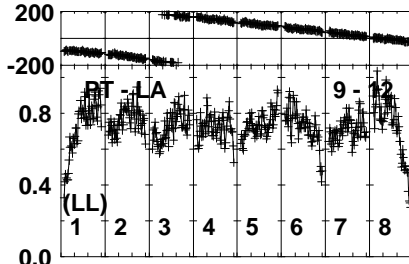
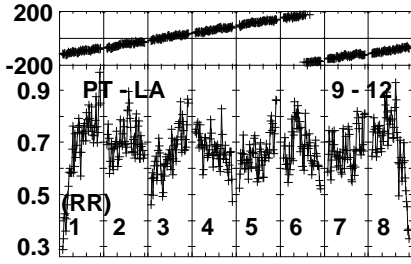
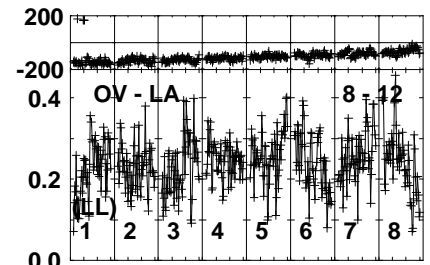
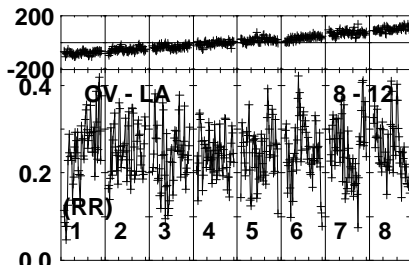
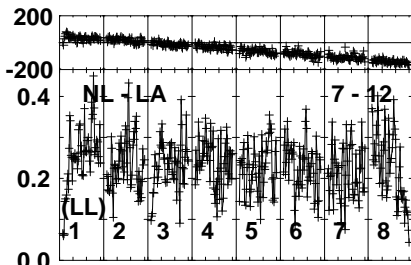
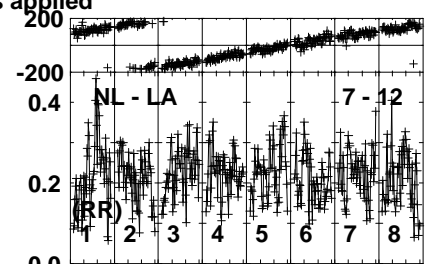
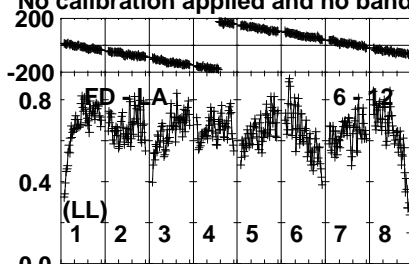
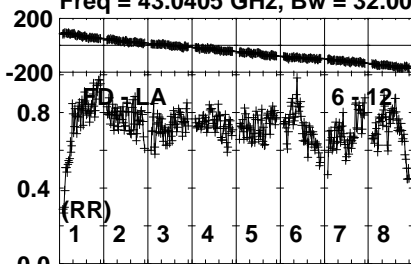
Lower frame: Micro Ampl Jy Top frame: Phas deg  
Vector averaged cross-power spectrum Several baselines displayed  
Timerange: 01/03:12:01 to 01/03:21:00

Plot file version 215 created 22-JUL-2021 03:06:52

3C273 GK053.UVDATA.1

Freq = 43.0405 GHz, Bw = 32.000 MH

No calibration applied and no bandpass applied



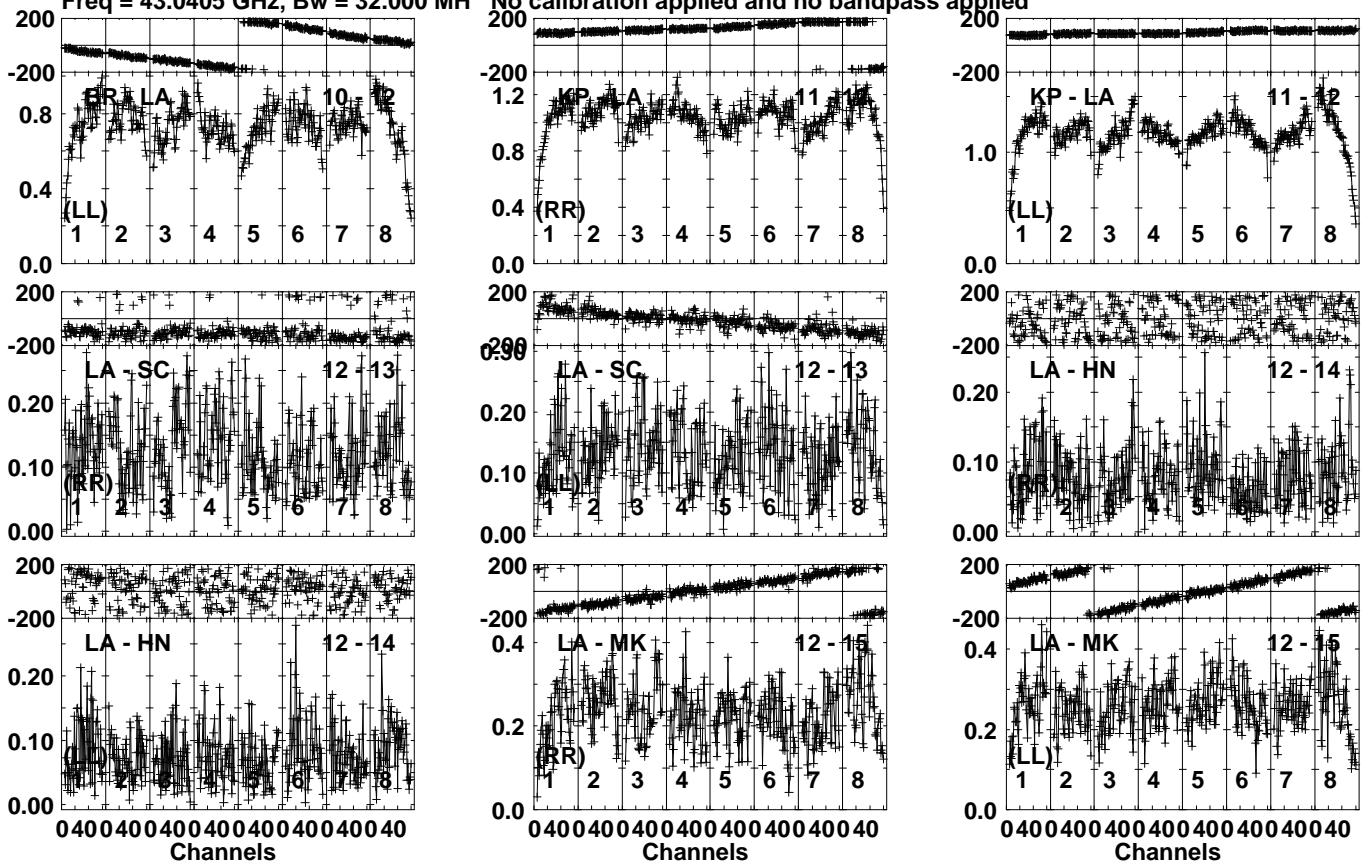
Lower frame: Milli Ampl Jy Top frame: Phas deg  
Vector averaged cross-power spectrum Several baselines displayed  
Timerange: 01/03:26:01 to 01/03:29:00

Plot file version 216 created 22-JUL-2021 03:06:53

3C273 GK053.UVDATA.1

Freq = 43.0405 GHz, Bw = 32.000 MH

No calibration applied and no bandpass applied



Lower frame: Milli Ampl Jy Top frame: Phas deg  
Vector averaged cross-power spectrum Several baselines displayed  
Timerange: 01/03:26:01 to 01/03:29:00

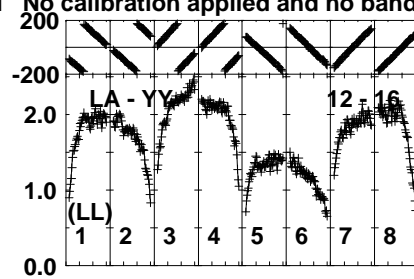
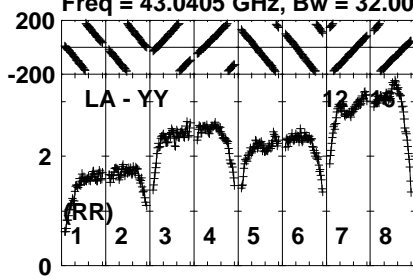


Plot file version 217 created 22-JUL-2021 03:06:53

3C273 GK053.UVDATA.1

Freq = 43.0405 GHz, Bw = 32.000 MH

No calibration applied and no bandpass applied



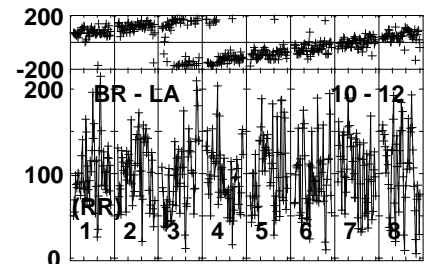
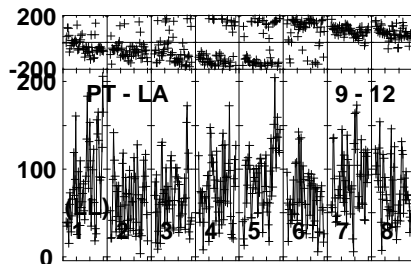
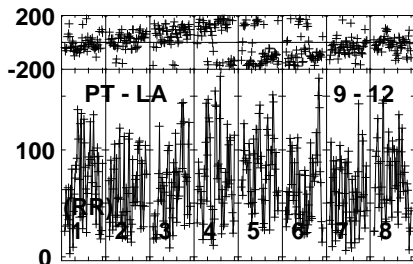
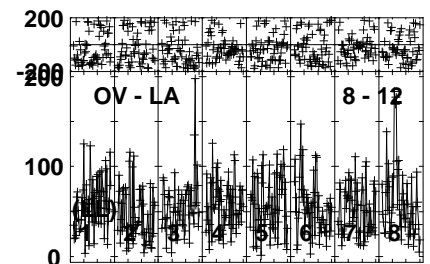
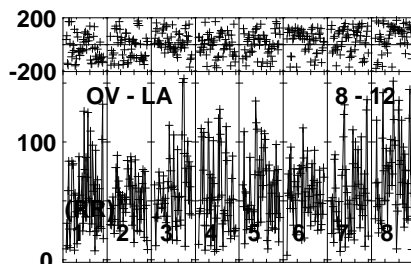
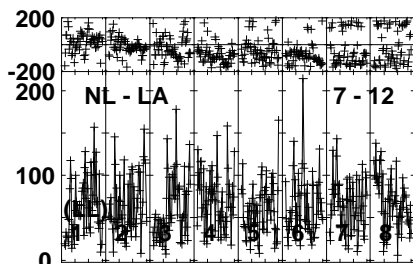
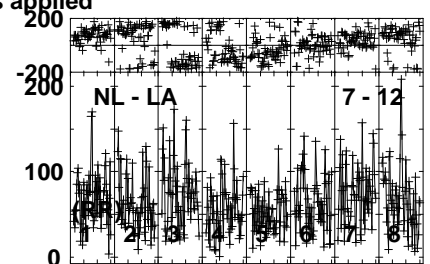
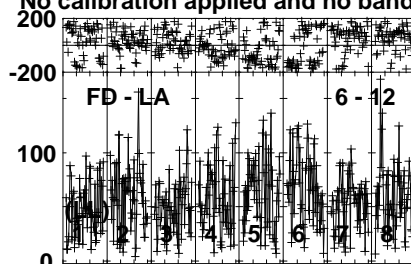
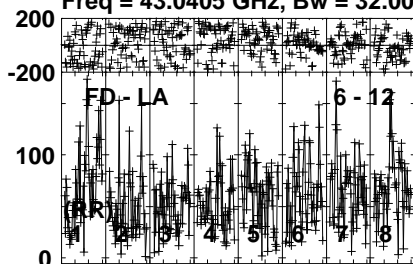
Lower frame: Milli Ampl Jy Top frame: Phas deg  
Vector averaged cross-power spectrum Several baselines displayed  
Timerange: 01/03:26:01 to 01/03:29:00

Plot file version 218 created 22-JUL-2021 03:06:58

M87 GK053.UVDATA.1

Freq = 43.0405 GHz, Bw = 32.000 MH

No calibration applied and no bandpass applied



040040040040040040040040  
Channels

040040040040040040040040  
Channels

040040040040040040040040  
Channels

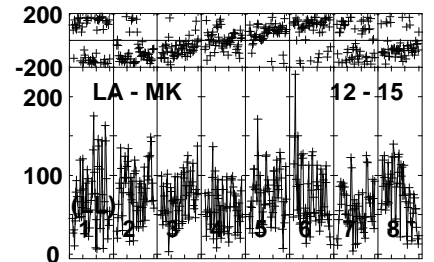
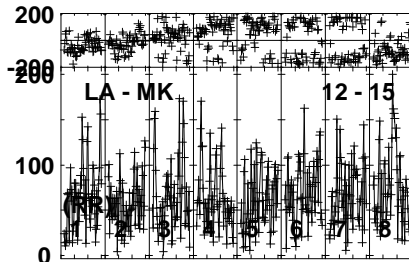
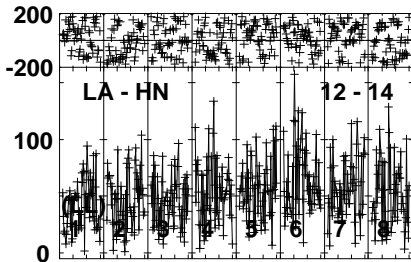
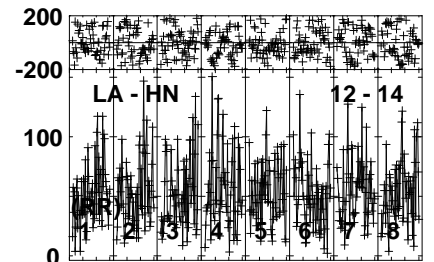
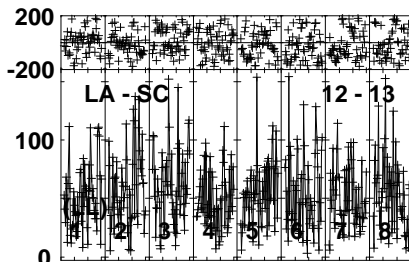
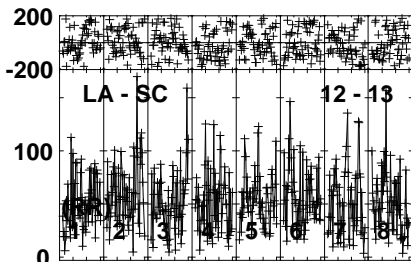
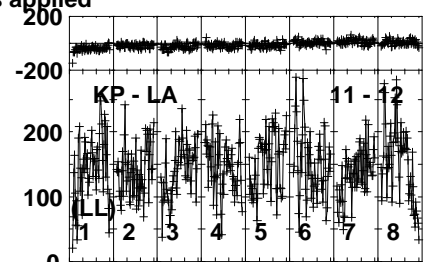
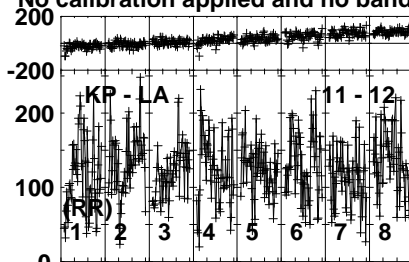
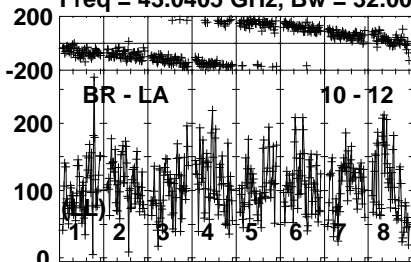
Lower frame: Micro Ampl Jy Top frame: Phas deg  
Vector averaged cross-power spectrum Several baselines displayed  
Timerange: 01/03:30:00 to 01/03:36:00

Plot file version 219 created 22-JUL-2021 03:06:59

M87 GK053.UVDATA.1

Freq = 43.0405 GHz, Bw = 32.000 MH

No calibration applied and no bandpass applied



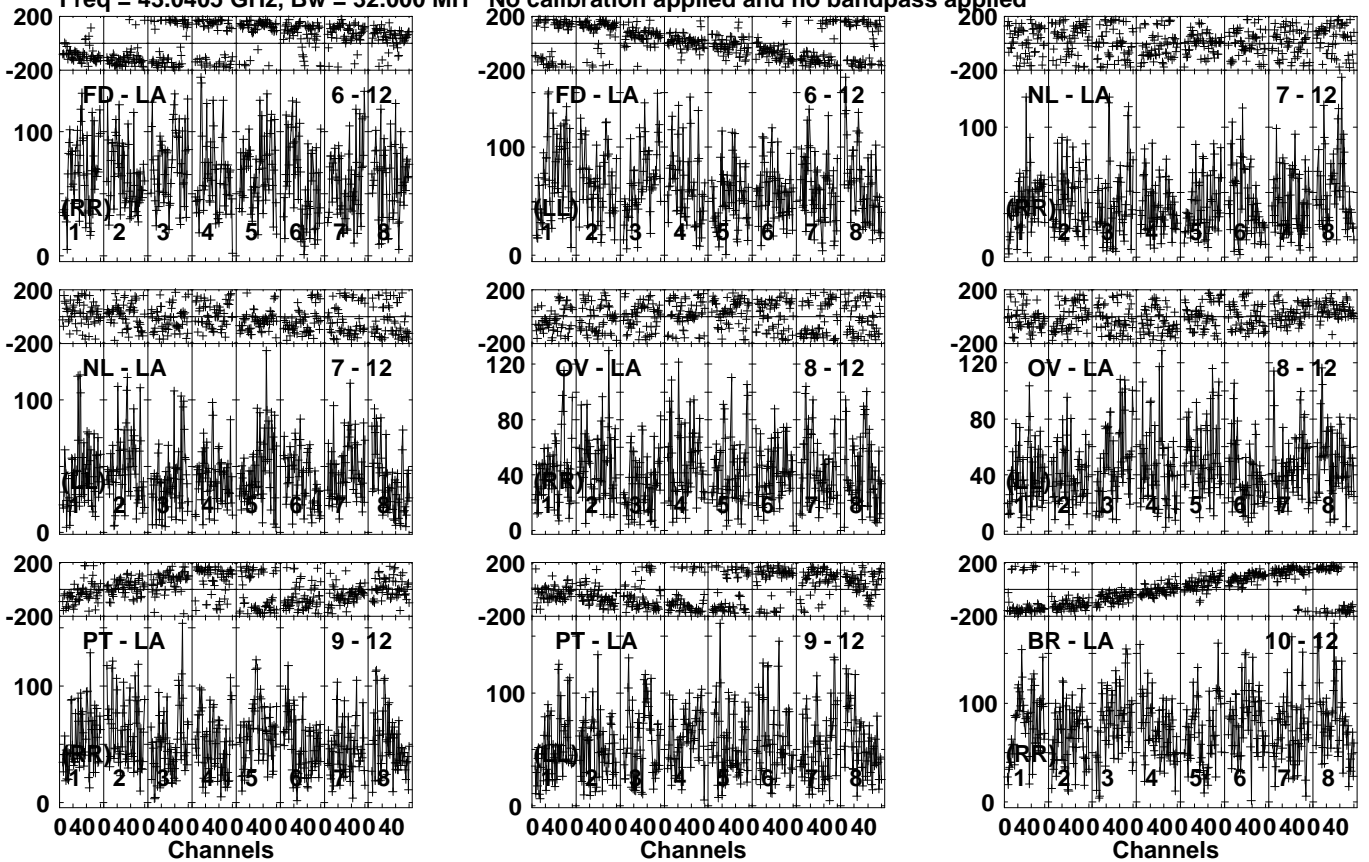
Lower frame: Micro Ampl Jy Top frame: Phas deg  
Vector averaged cross-power spectrum Several baselines displayed  
Timerange: 01/03:30:00 to 01/03:36:00

Plot file version 220 created 22-JUL-2021 03:07:04

M87 GK053.UVDATA.1

Freq = 43.0405 GHz, Bw = 32.000 MH

No calibration applied and no bandpass applied



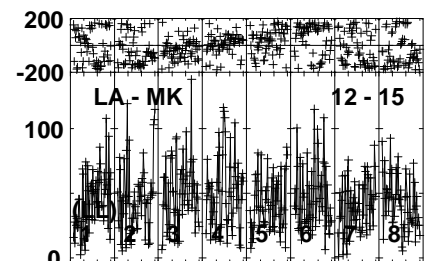
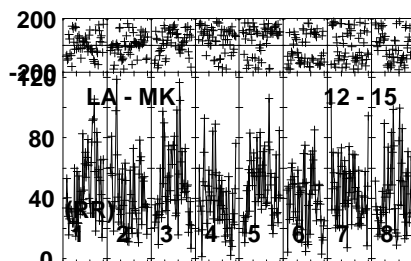
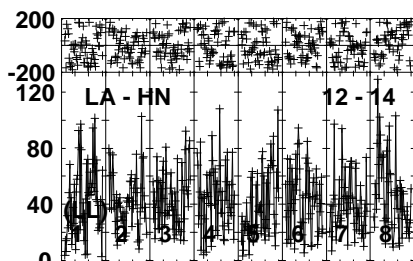
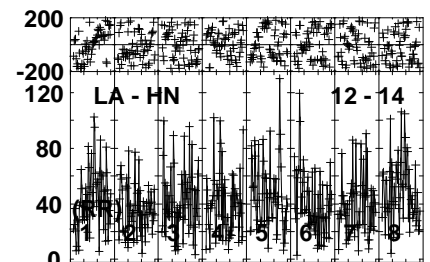
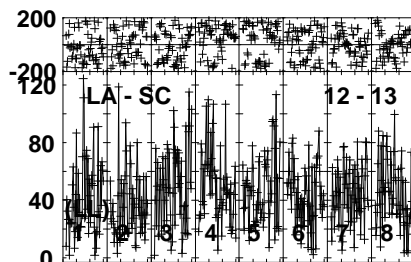
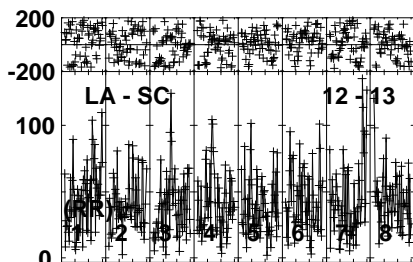
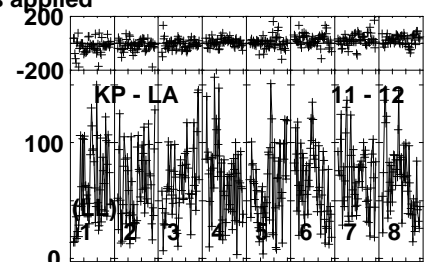
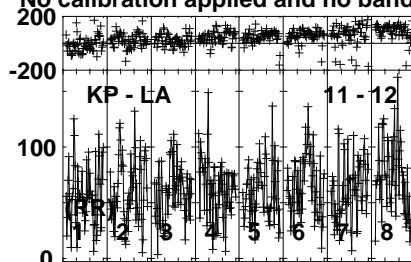
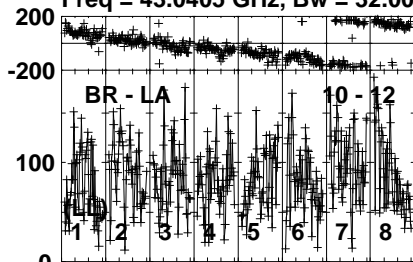
Lower frame: Micro Ampl Jy Top frame: Phas deg  
Vector averaged cross-power spectrum Several baselines displayed  
Timerange: 01/03:37:01 to 01/03:46:59

Plot file version 221 created 22-JUL-2021 03:07:05

M87 GK053.UVDATA.1

Freq = 43.0405 GHz, Bw = 32.000 MH

No calibration applied and no bandpass applied



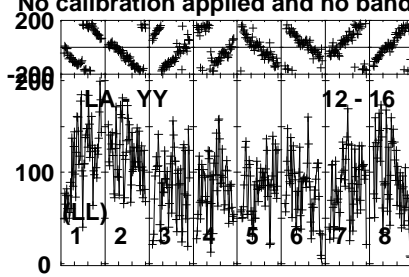
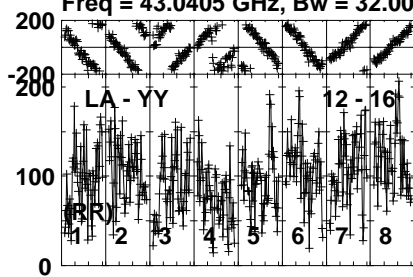
Lower frame: Micro Ampl Jy Top frame: Phas deg  
Vector averaged cross-power spectrum Several baselines displayed  
Timerange: 01/03:37:01 to 01/03:46:59

Plot file version 222 created 22-JUL-2021 03:07:06

M87 GK053.UVDATA.1

Freq = 43.0405 GHz, Bw = 32.000 MH

No calibration applied and no bandpass applied



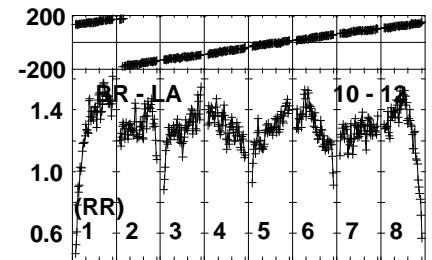
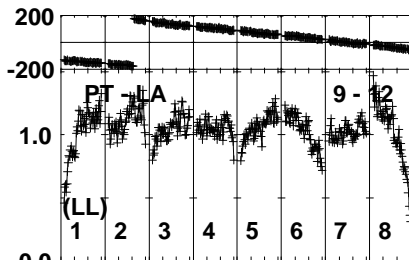
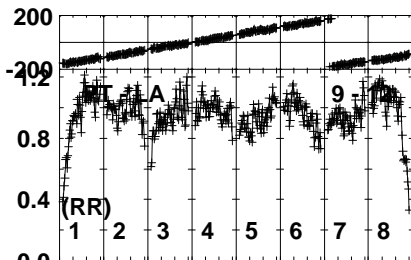
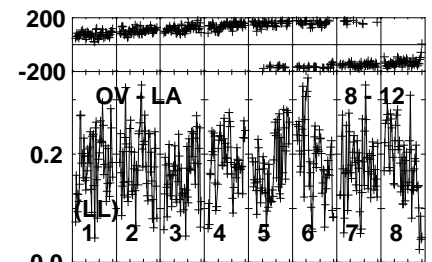
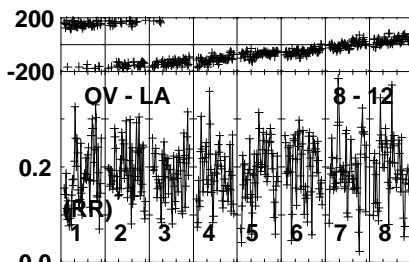
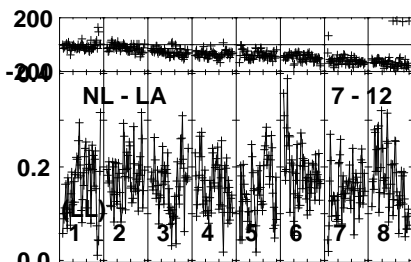
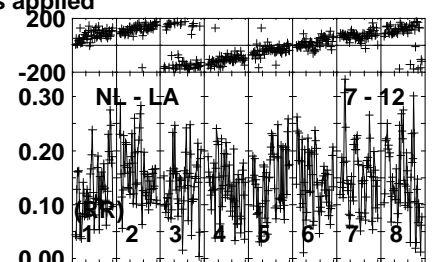
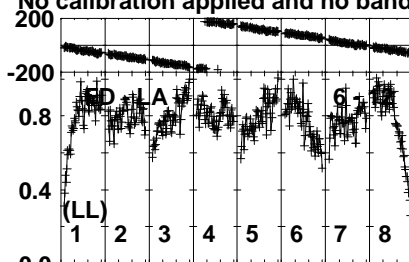
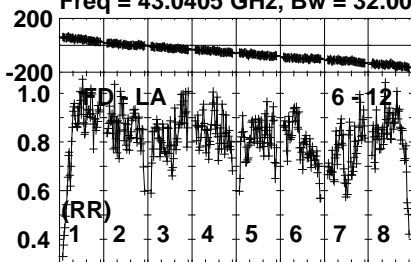
Lower frame: Micro Ampl Jy Top frame: Phas deg  
Vector averaged cross-power spectrum Several baselines displayed  
Timerange: 01/03:37:01 to 01/03:46:59

Plot file version 223 created 22-JUL-2021 03:07:10

3C273 GK053.UVDATA.1

Freq = 43.0405 GHz, Bw = 32.000 MH

No calibration applied and no bandpass applied



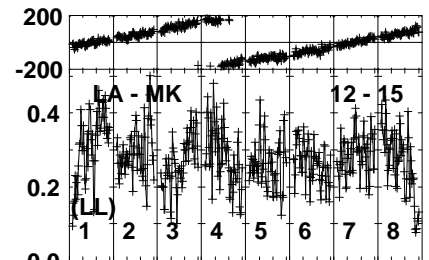
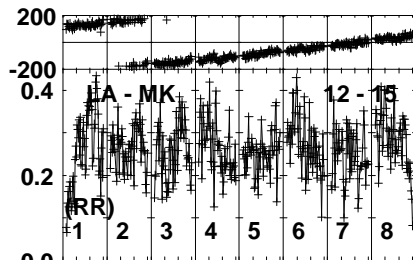
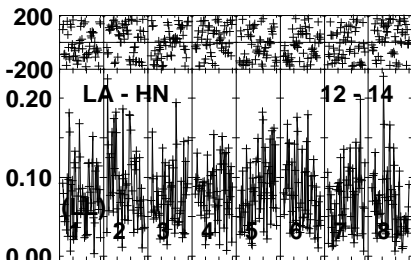
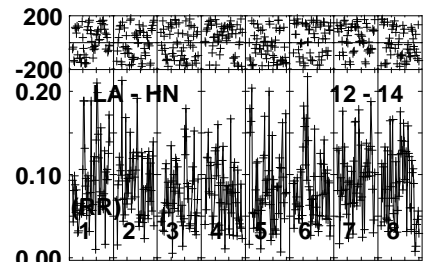
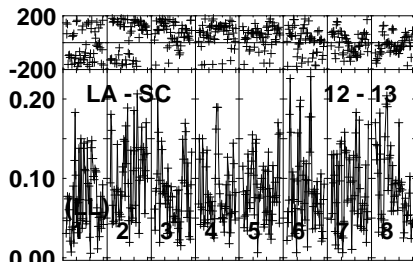
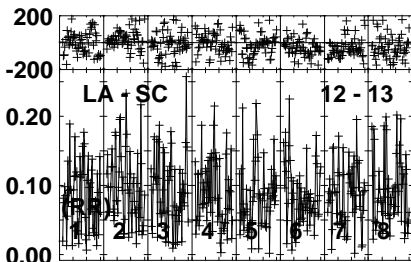
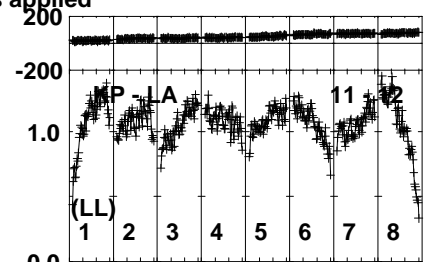
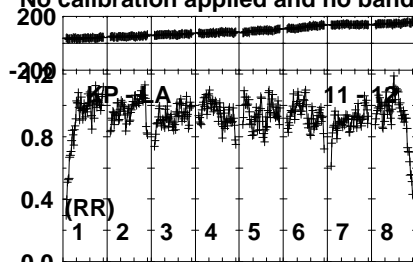
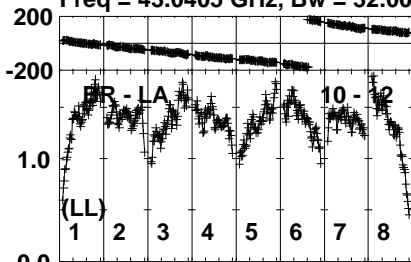
Lower frame: Milli Ampl Jy Top frame: Phas deg  
Vector averaged cross-power spectrum Several baselines displayed  
Timerange: 01/03:48:00 to 01/03:51:00

Plot file version 224 created 22-JUL-2021 03:07:11

3C273 GK053.UVDATA.1

Freq = 43.0405 GHz, Bw = 32.000 MH

No calibration applied and no bandpass applied



040040040040040040040040  
Channels

040040040040040040040040  
Channels

040040040040040040040040  
Channels

Lower frame: Milli Ampl Jy Top frame: Phas deg  
Vector averaged cross-power spectrum Several baselines displayed  
Timerange: 01/03:48:00 to 01/03:51:00

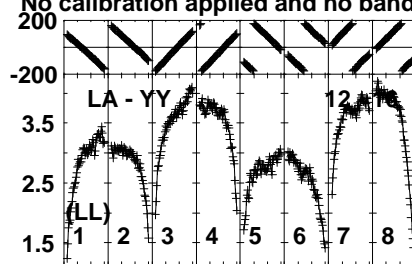
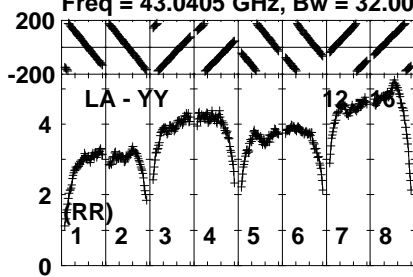


Plot file version 225 created 22-JUL-2021 03:07:12

3C273 GK053.UVDATA.1

Freq = 43.0405 GHz, Bw = 32.000 MH

No calibration applied and no bandpass applied



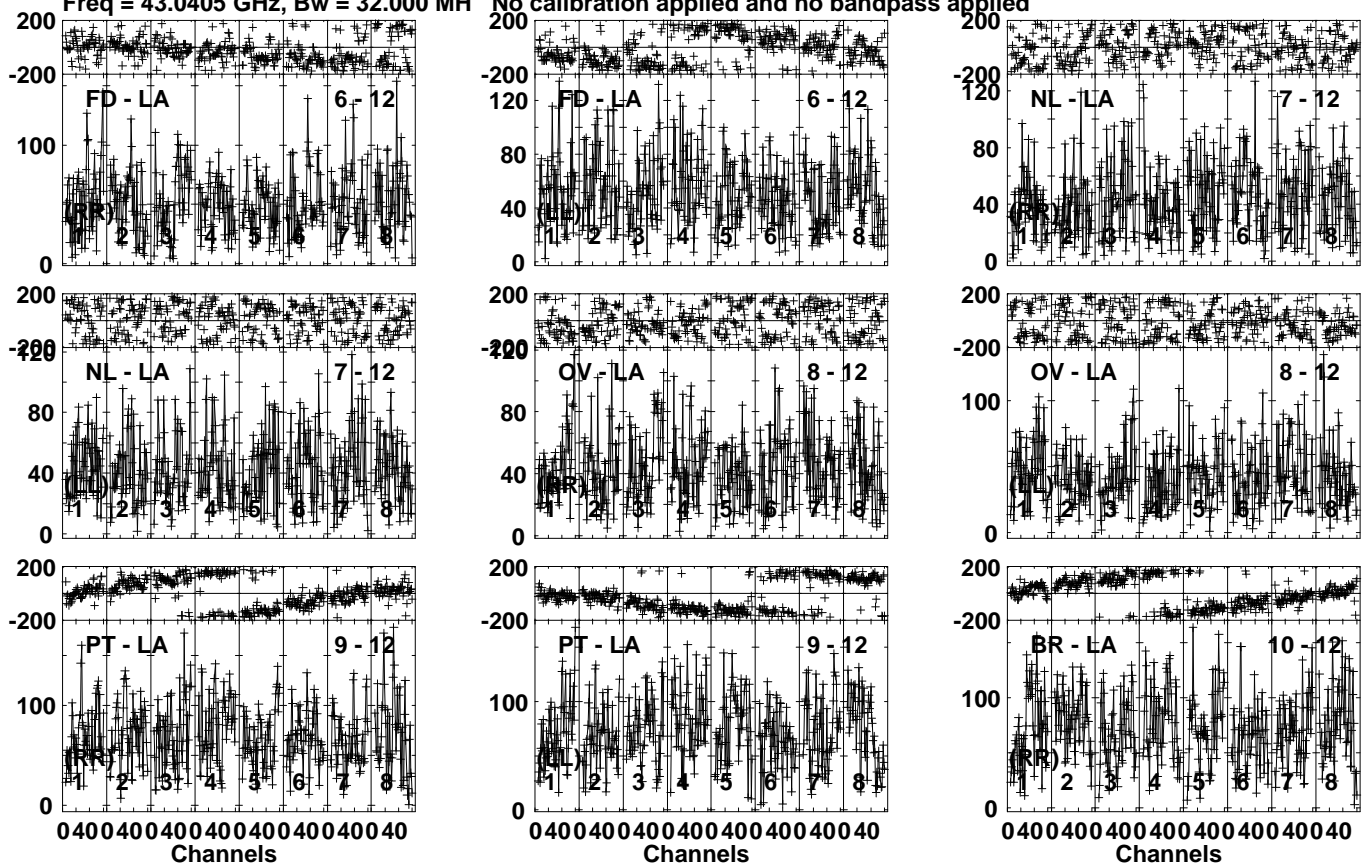
Lower frame: Milli Ampl Jy Top frame: Phas deg  
Vector averaged cross-power spectrum Several baselines displayed  
Timerange: 01/03:48:00 to 01/03:51:00

Plot file version 226 created 22-JUL-2021 03:07:16

M87 GK053.UVDATA.1

Freq = 43.0405 GHz, Bw = 32.000 MH

No calibration applied and no bandpass applied



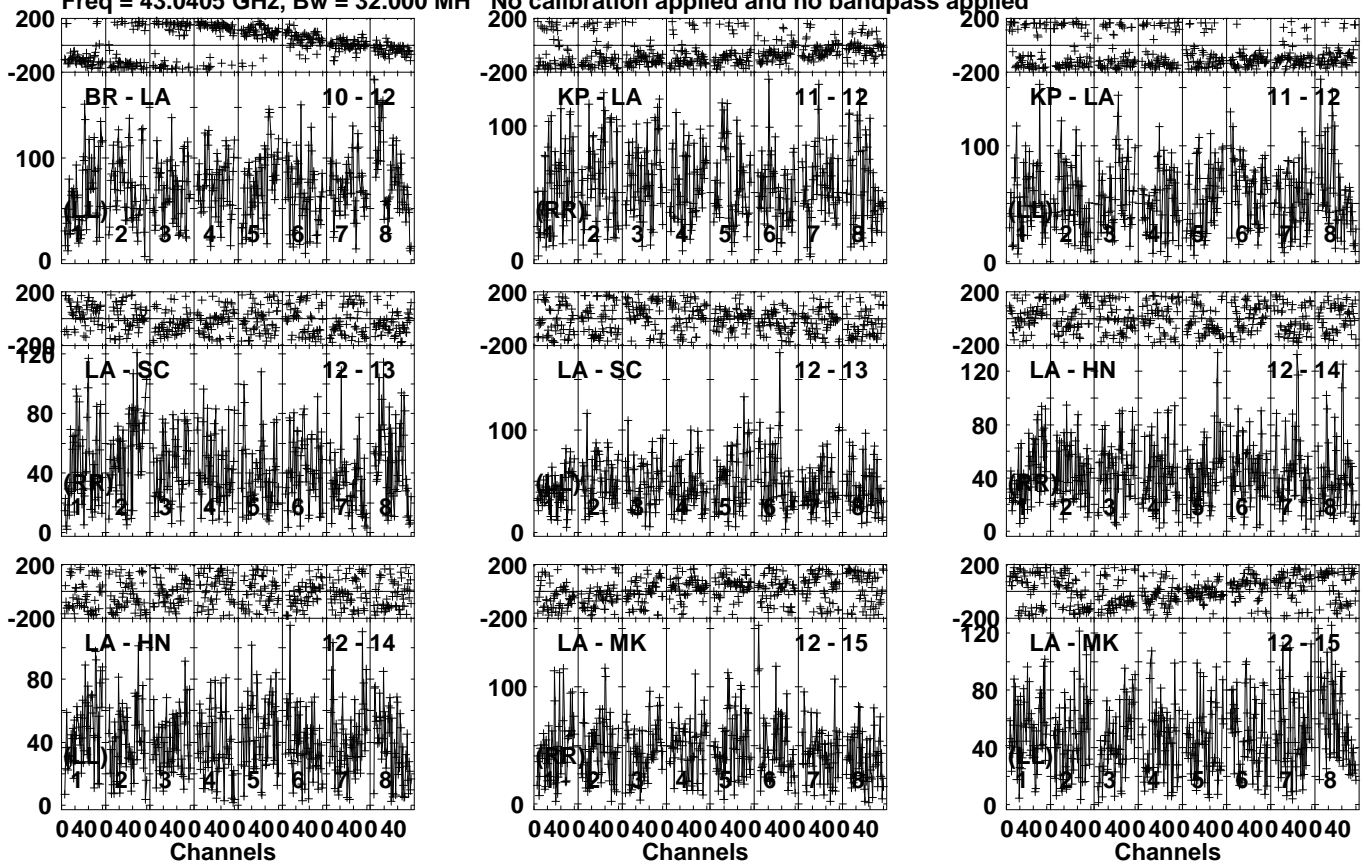
Lower frame: Micro Ampl Jy Top frame: Phas deg  
Vector averaged cross-power spectrum Several baselines displayed  
Timerange: 01/03:52:00 to 01/04:02:00

Plot file version 227 created 22-JUL-2021 03:07:16

M87 GK053.UVDATA.1

Freq = 43.0405 GHz, Bw = 32.000 MH

No calibration applied and no bandpass applied



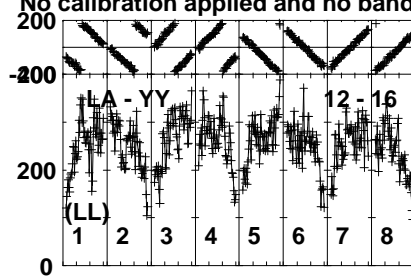
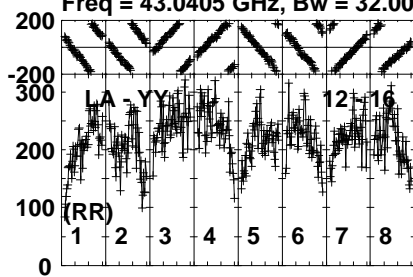
Lower frame: Micro Ampl Jy Top frame: Phas deg  
Vector averaged cross-power spectrum Several baselines displayed  
Timerange: 01/03:52:00 to 01/04:02:00

Plot file version 228 created 22-JUL-2021 03:07:17

M87 GK053.UVDATA.1

Freq = 43.0405 GHz, Bw = 32.000 MH

No calibration applied and no bandpass applied



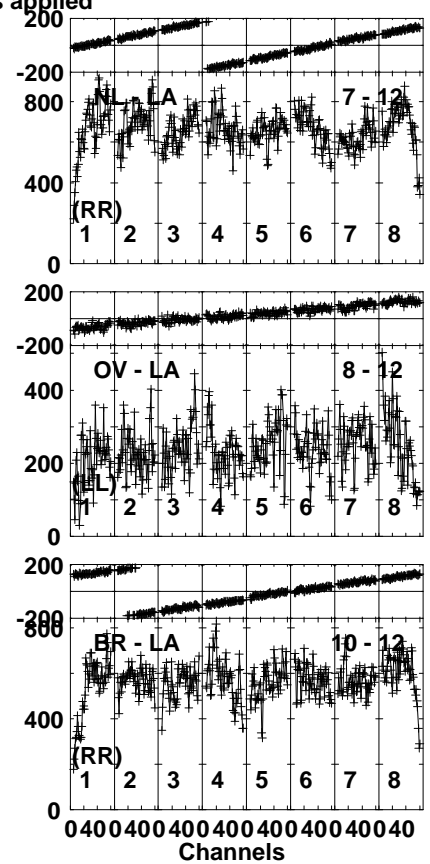
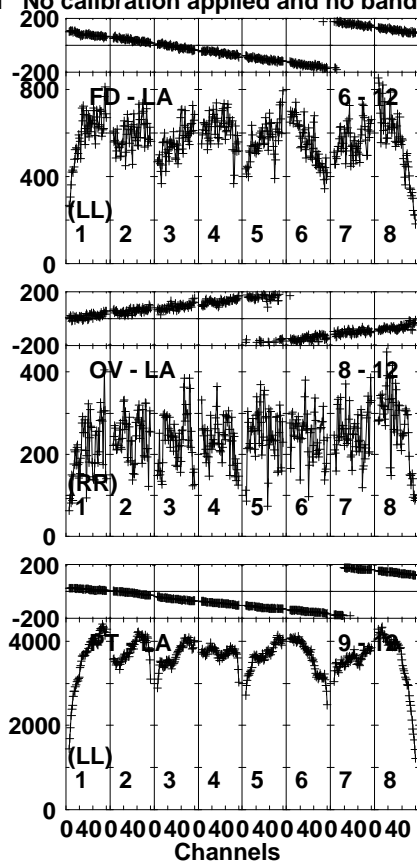
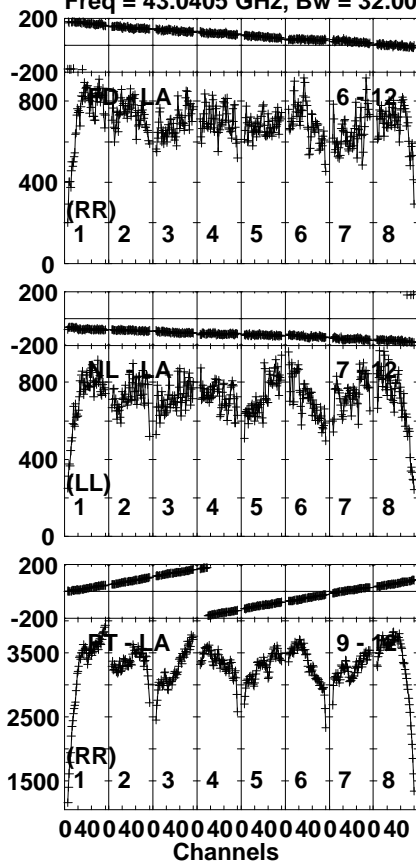
Lower frame: Micro Ampl Jy Top frame: Phas deg  
Vector averaged cross-power spectrum Several baselines displayed  
Timerange: 01/03:52:00 to 01/04:02:00

Plot file version 229 created 22-JUL-2021 03:07:23

3C279 GK053.UVDATA.1

Freq = 43.0405 GHz, Bw = 32.000 MH

No calibration applied and no bandpass applied



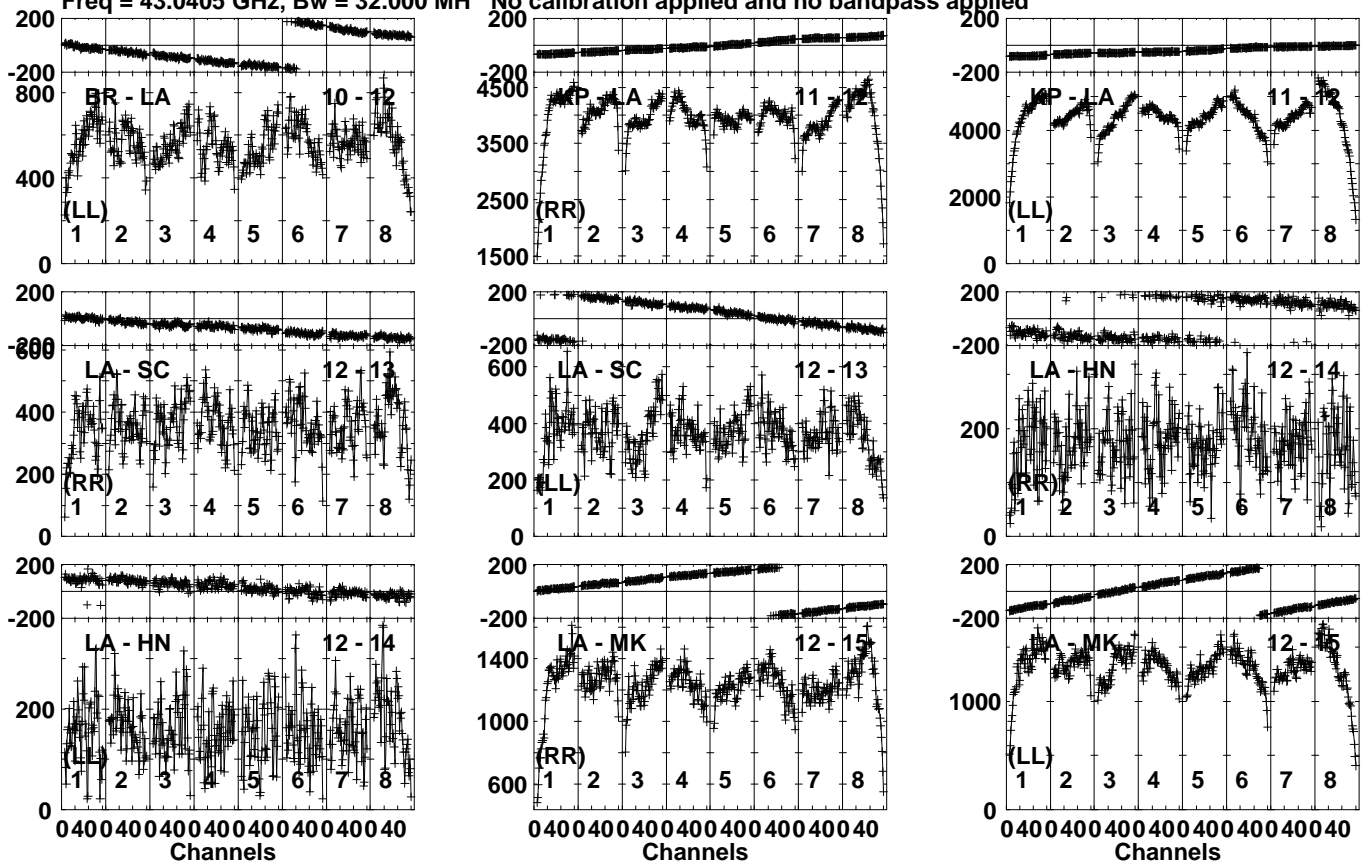
Lower frame: Micro Ampl Jy Top frame: Phas deg  
Vector averaged cross-power spectrum Several baselines displayed  
Timerange: 01/04:03:30 to 01/04:06:29

Plot file version 230 created 22-JUL-2021 03:07:24

3C279 GK053.UVDATA.1

Freq = 43.0405 GHz, Bw = 32.000 MH

No calibration applied and no bandpass applied



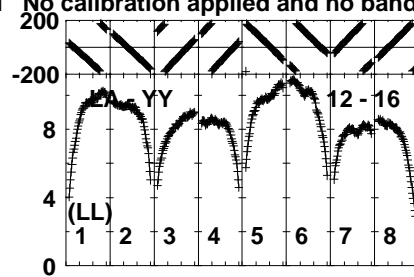
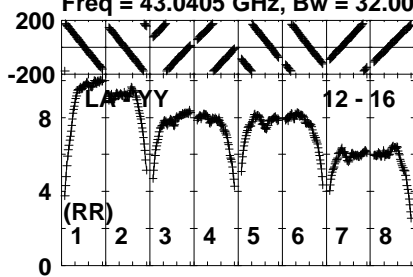
Lower frame: Micro Ampl Jy Top frame: Phas deg  
 Vector averaged cross-power spectrum Several baselines displayed  
 Timerange: 01/04:03:30 to 01/04:06:29

Plot file version 231 created 22-JUL-2021 03:07:25

3C279 GK053.UVDATA.1

Freq = 43.0405 GHz, Bw = 32.000 MH

No calibration applied and no bandpass applied



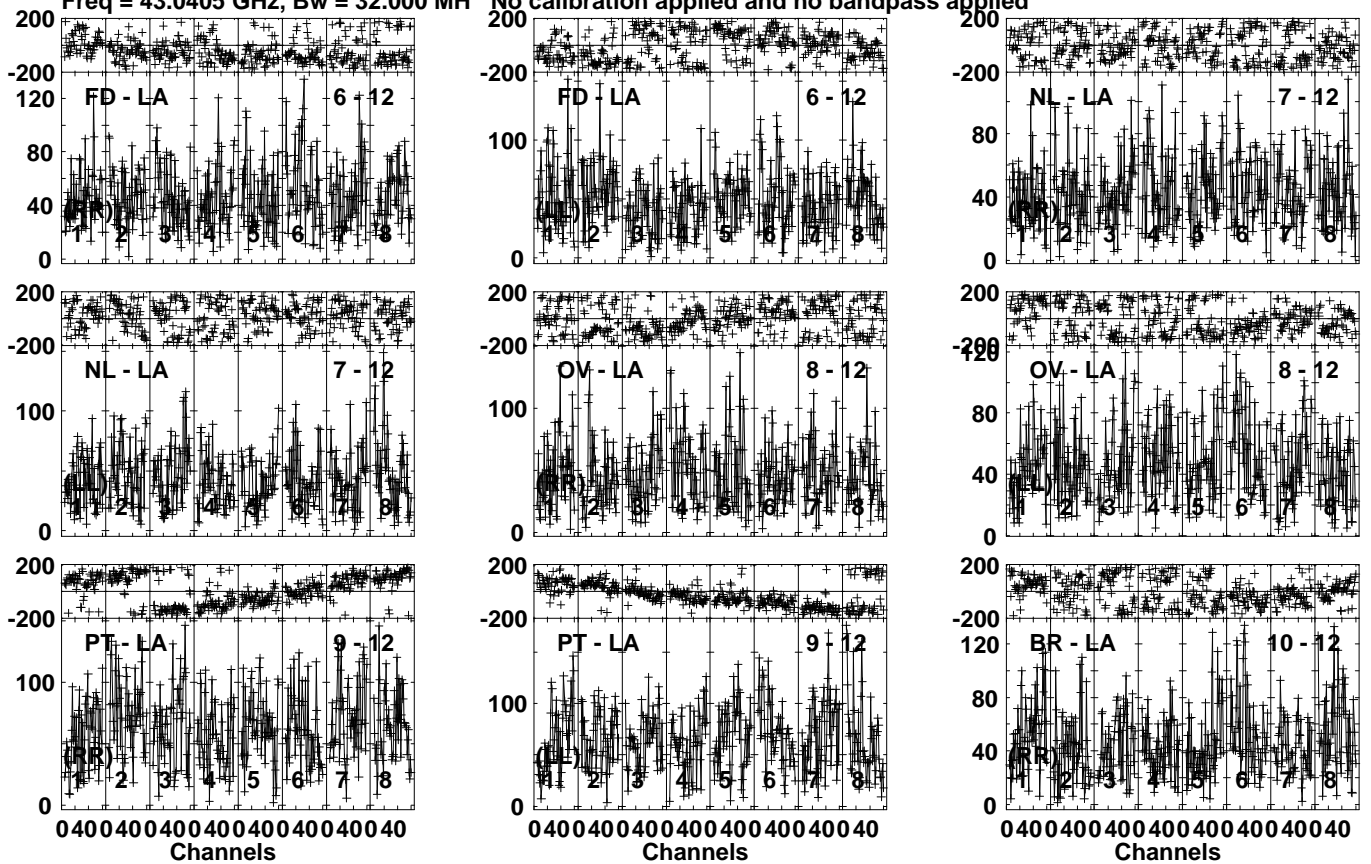
Lower frame: Milli Ampl Jy Top frame: Phas deg  
Vector averaged cross-power spectrum Several baselines displayed  
Timerange: 01/04:03:30 to 01/04:06:29

Plot file version 232 created 22-JUL-2021 03:07:28

M87 GK053.UVDATA.1

Freq = 43.0405 GHz, Bw = 32.000 MH

No calibration applied and no bandpass applied



Lower frame: Micro Ampl Jy Top frame: Phas deg  
Vector averaged cross-power spectrum Several baselines displayed  
Timerange: 01/04:08:01 to 01/04:17:59

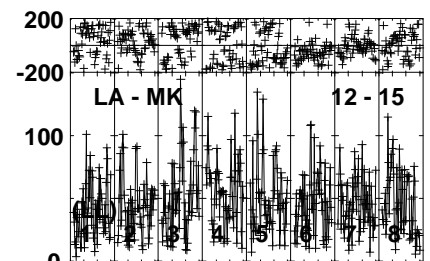
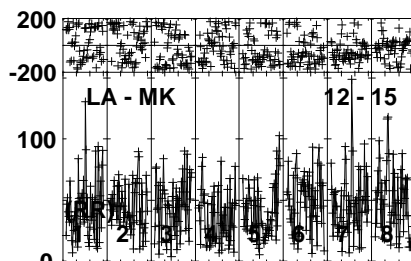
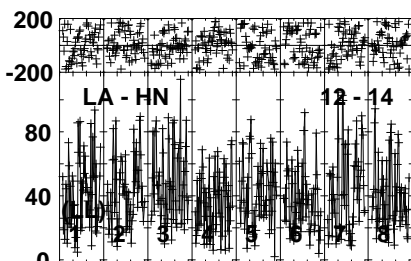
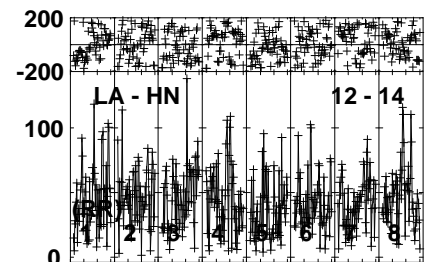
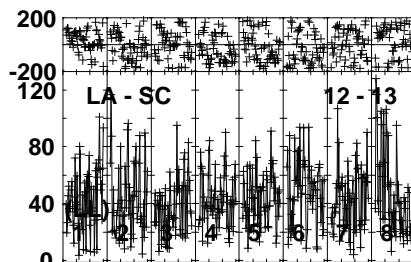
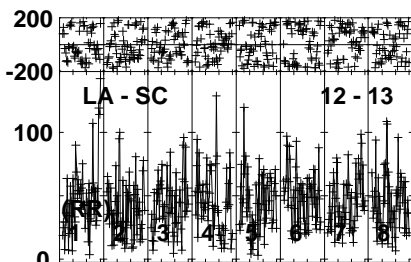
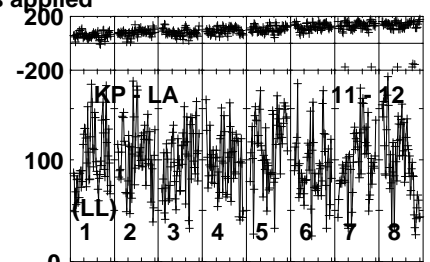
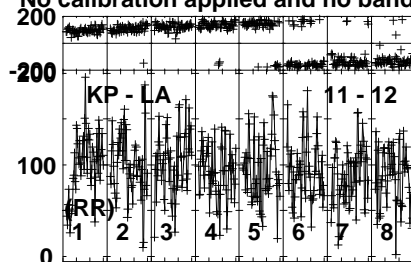
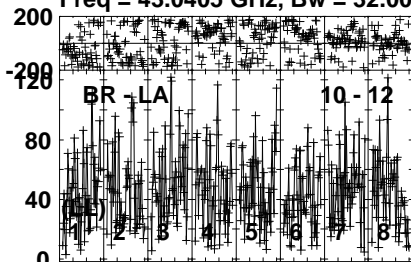


Plot file version 233 created 22-JUL-2021 03:07:29

M87 GK053.UVDATA.1

Freq = 43.0405 GHz, Bw = 32.000 MH

No calibration applied and no bandpass applied



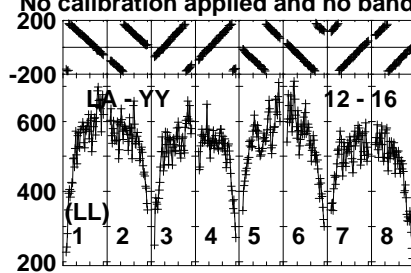
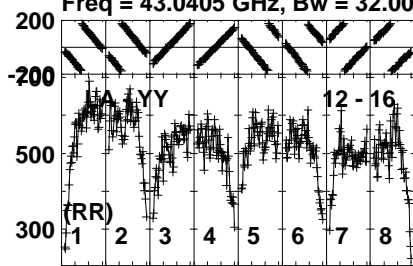
Lower frame: Micro Ampl Jy Top frame: Phas deg  
Vector averaged cross-power spectrum Several baselines displayed  
Timerange: 01/04:08:01 to 01/04:17:59

Plot file version 234 created 22-JUL-2021 03:07:30

M87 GK053.UVDATA.1

Freq = 43.0405 GHz, Bw = 32.000 MH

No calibration applied and no bandpass applied



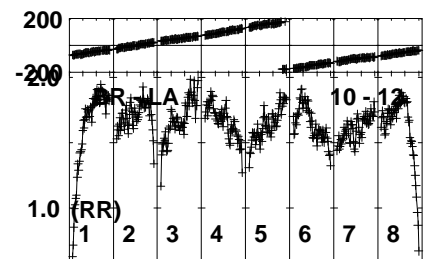
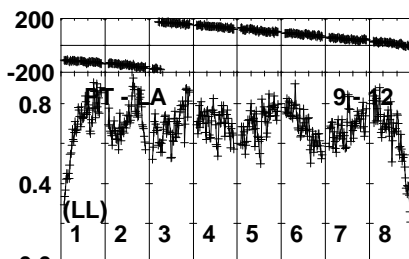
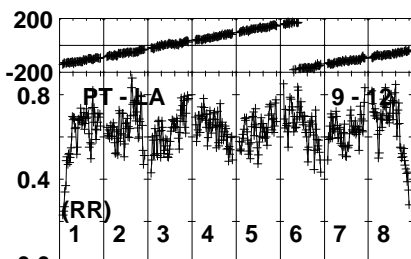
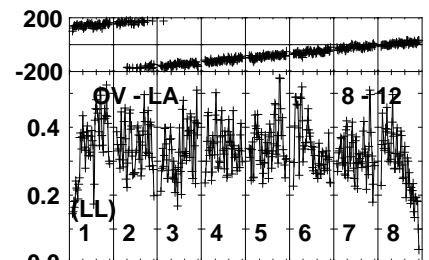
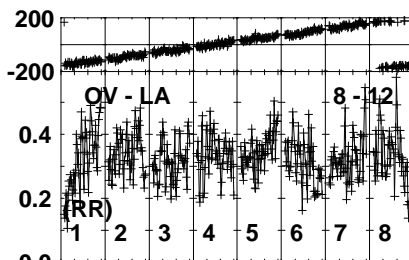
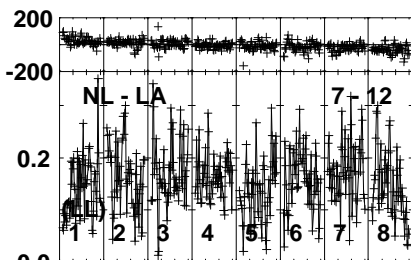
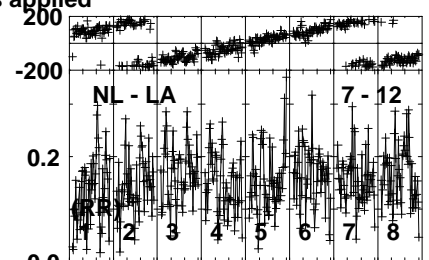
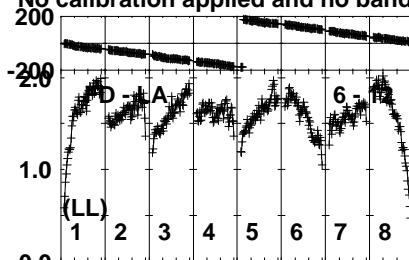
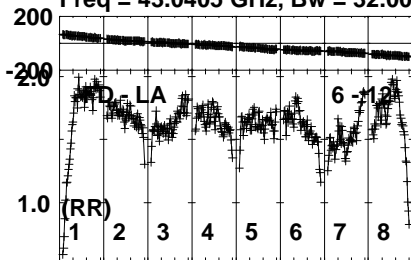
Lower frame: Micro Ampl Jy Top frame: Phas deg  
Vector averaged cross-power spectrum Several baselines displayed  
Timerange: 01/04:08:01 to 01/04:17:59

Plot file version 235 created 22-JUL-2021 03:07:32

3C273 GK053.UVDATA.1

Freq = 43.0405 GHz, Bw = 32.000 MH

No calibration applied and no bandpass applied



Lower frame: Milli Ampl Jy Top frame: Phas deg

Vector averaged cross-power spectrum Several baselines displayed

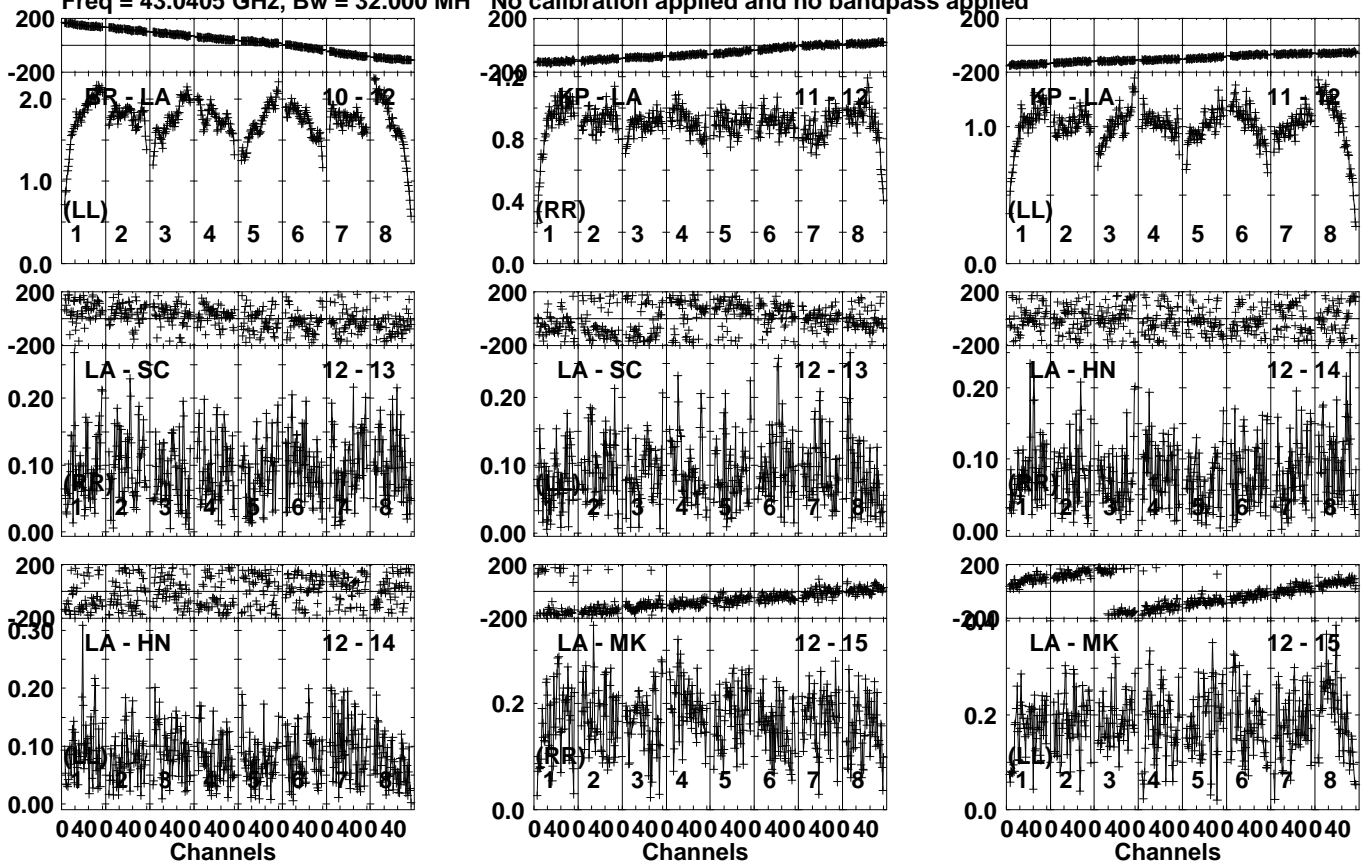
Timerange: 01/04:19:00 to 01/04:21:59

Plot file version 236 created 22-JUL-2021 03:07:33

3C273 GK053.UVDATA.1

Freq = 43.0405 GHz, Bw = 32.000 MH

No calibration applied and no bandpass applied



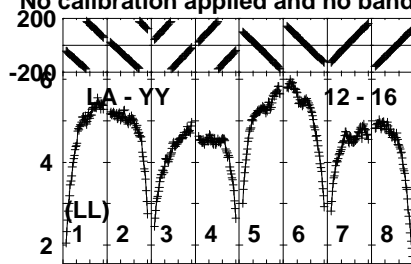
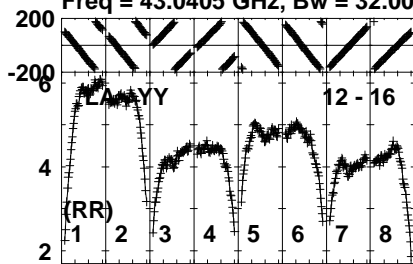
Lower frame: Milli Ampl Jy Top frame: Phas deg  
Vector averaged cross-power spectrum Several baselines displayed  
Timerange: 01/04:19:00 to 01/04:21:59

Plot file version 237 created 22-JUL-2021 03:07:33

3C273 GK053.UVDATA.1

Freq = 43.0405 GHz, Bw = 32.000 MH

No calibration applied and no bandpass applied



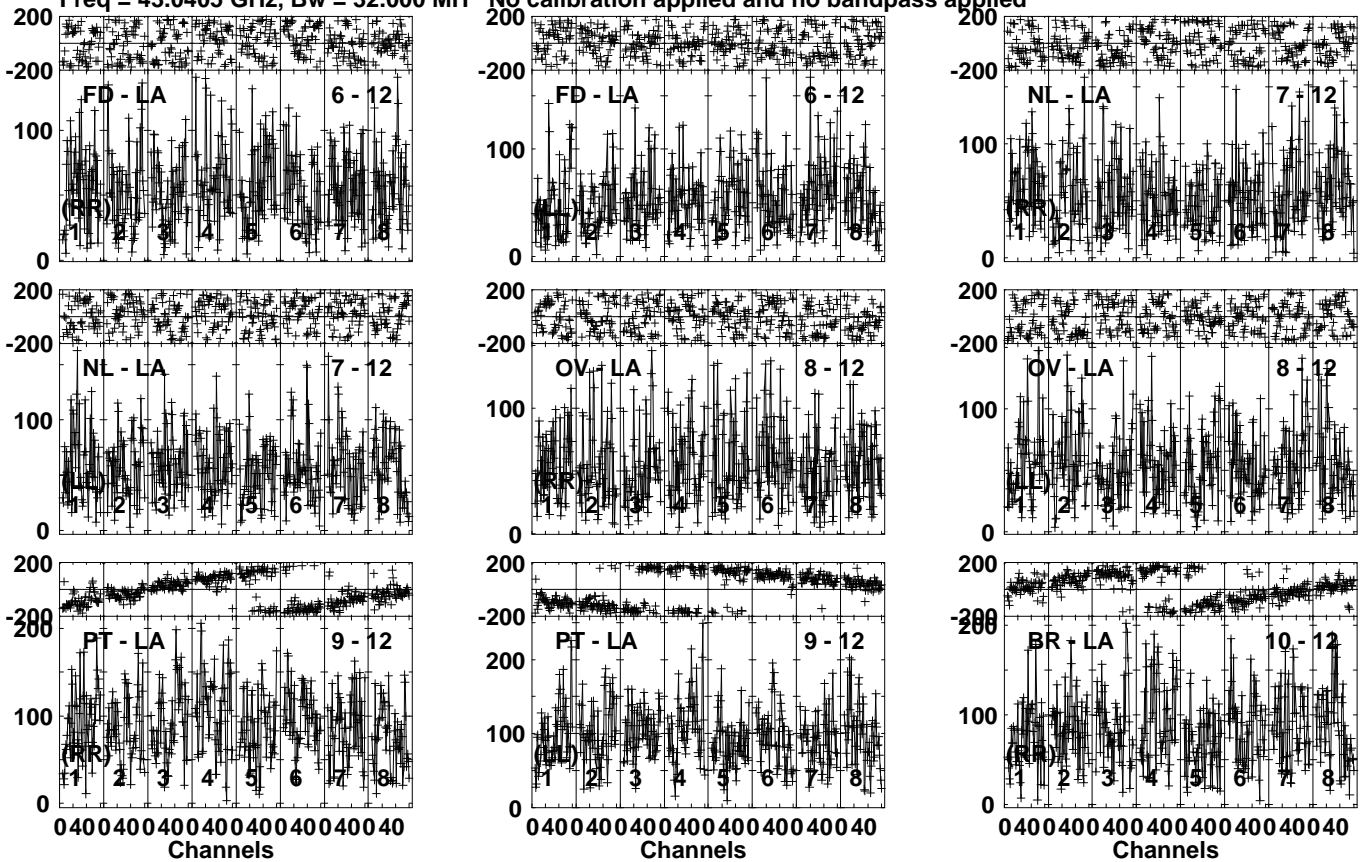
Lower frame: Milli Ampl Jy Top frame: Phas deg  
Vector averaged cross-power spectrum Several baselines displayed  
Timerange: 01/04:19:00 to 01/04:21:59

Plot file version 238 created 22-JUL-2021 03:07:39

M87 GK053.UVDATA.1

Freq = 43.0405 GHz, Bw = 32.000 MH

No calibration applied and no bandpass applied



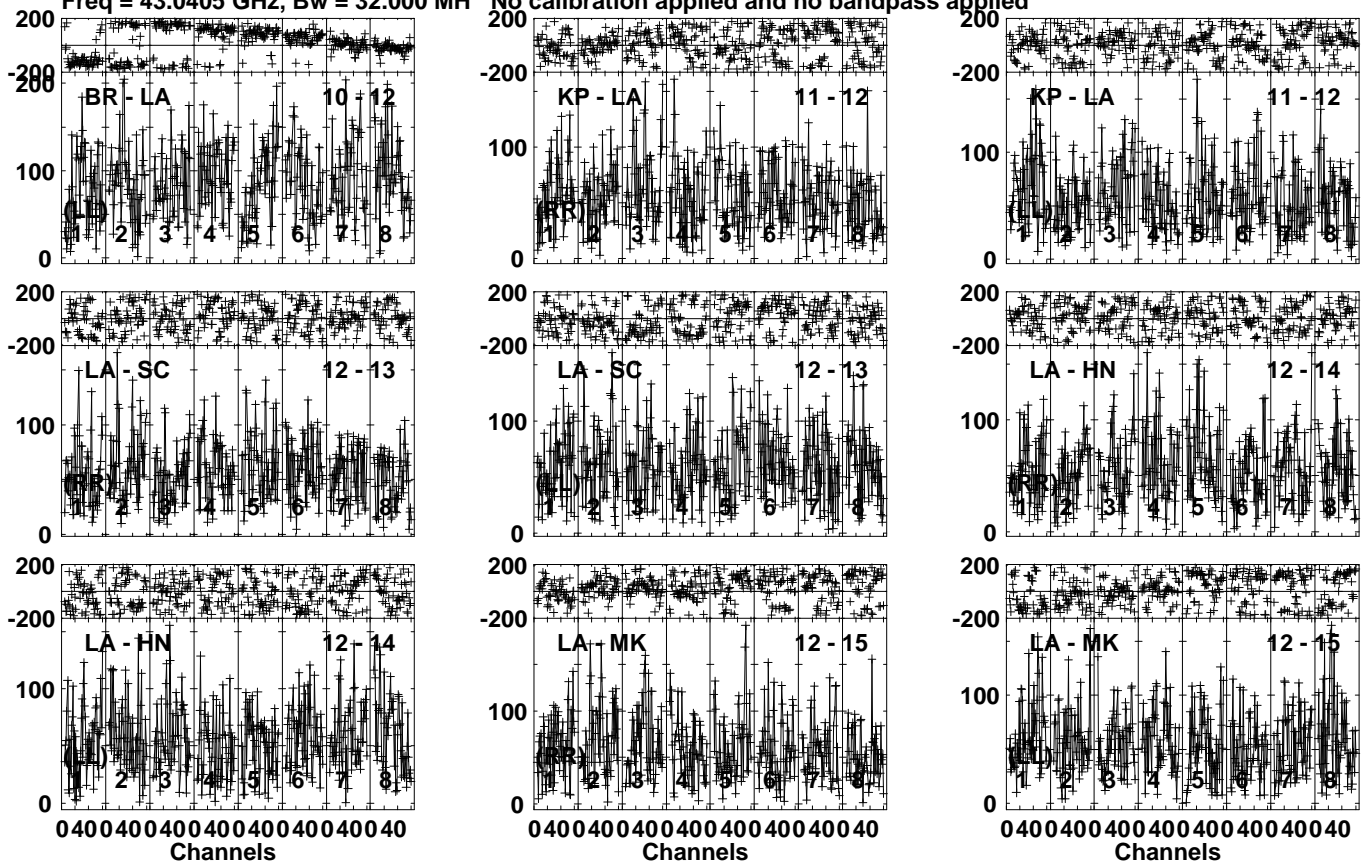
Lower frame: Micro Ampl Jy Top frame: Phas deg  
Vector averaged cross-power spectrum Several baselines displayed  
Timerange: 01/04:23:00 to 01/04:28:59

Plot file version 239 created 22-JUL-2021 03:07:39

M87 GK053.UVDATA.1

Freq = 43.0405 GHz, Bw = 32.000 MH

No calibration applied and no bandpass applied



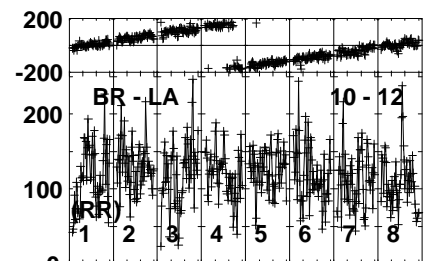
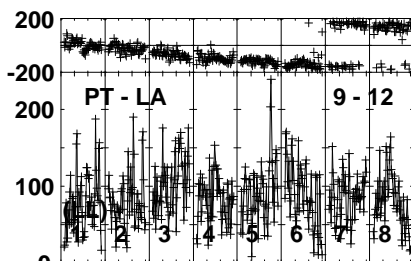
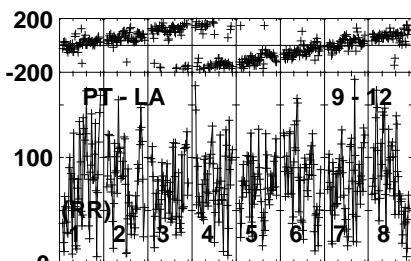
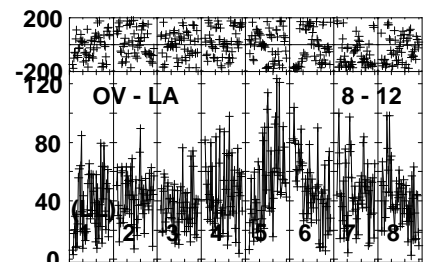
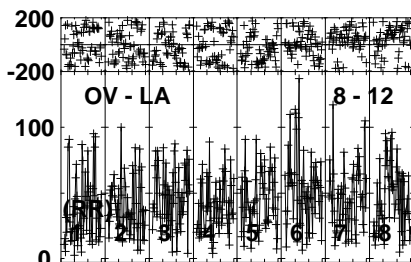
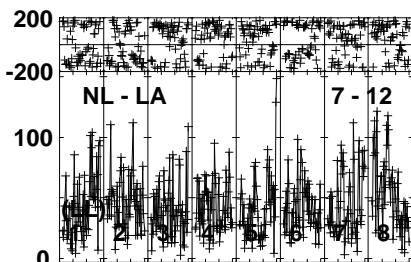
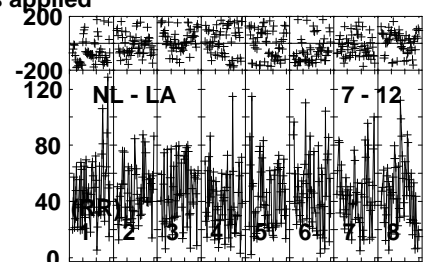
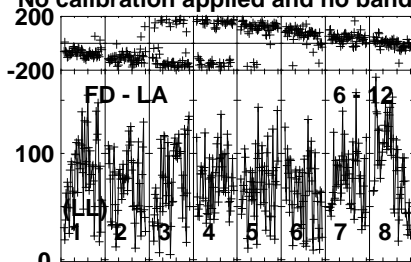
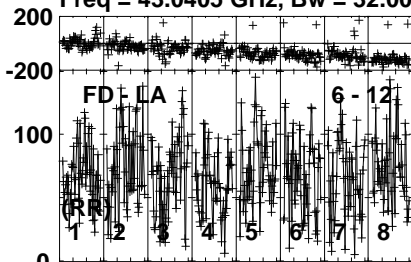
Lower frame: Micro Ampl Jy Top frame: Phas deg  
Vector averaged cross-power spectrum Several baselines displayed  
Timerange: 01/04:23:00 to 01/04:28:59

Plot file version 240 created 22-JUL-2021 03:07:44

M87 GK053.UVDATA.1

Freq = 43.0405 GHz, Bw = 32.000 MH

No calibration applied and no bandpass applied



Lower frame: Micro Ampl Jy Top frame: Phas deg  
Vector averaged cross-power spectrum Several baselines displayed  
Timerange: 01/04:30:00 to 01/04:40:00

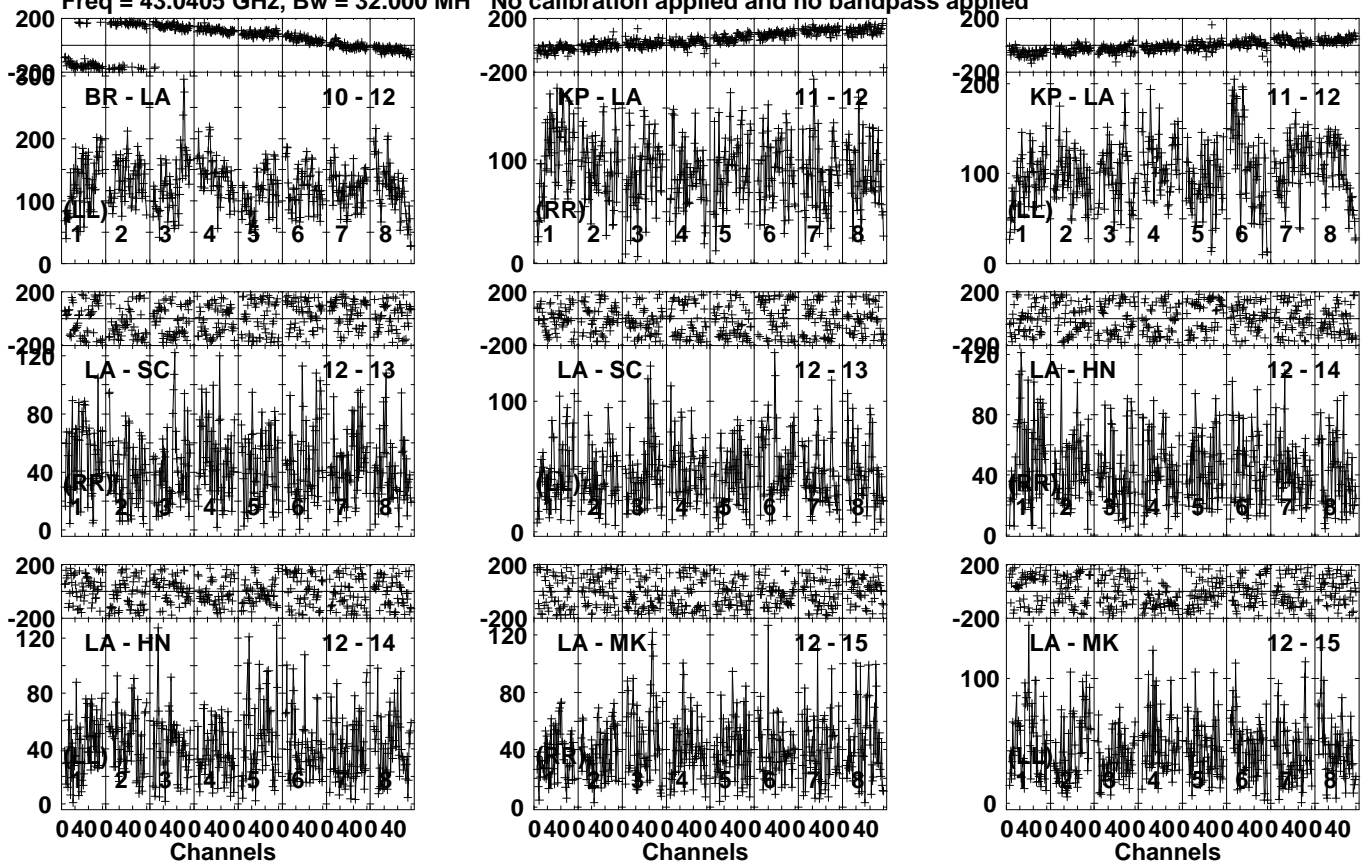


Plot file version 241 created 22-JUL-2021 03:07:45

M87 GK053.UVDATA.1

Freq = 43.0405 GHz, Bw = 32.000 MH

No calibration applied and no bandpass applied



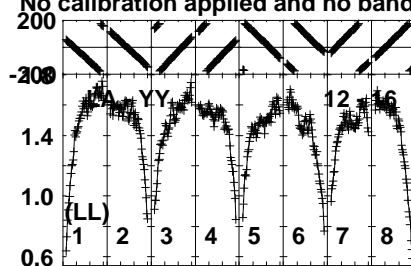
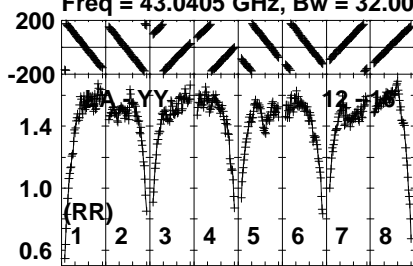
Lower frame: Micro Ampl Jy Top frame: Phas deg  
Vector averaged cross-power spectrum Several baselines displayed  
Timerange: 01/04:30:00 to 01/04:40:00

Plot file version 242 created 22-JUL-2021 03:07:46

M87 GK053.UVDATA.1

Freq = 43.0405 GHz, Bw = 32.000 MH

No calibration applied and no bandpass applied



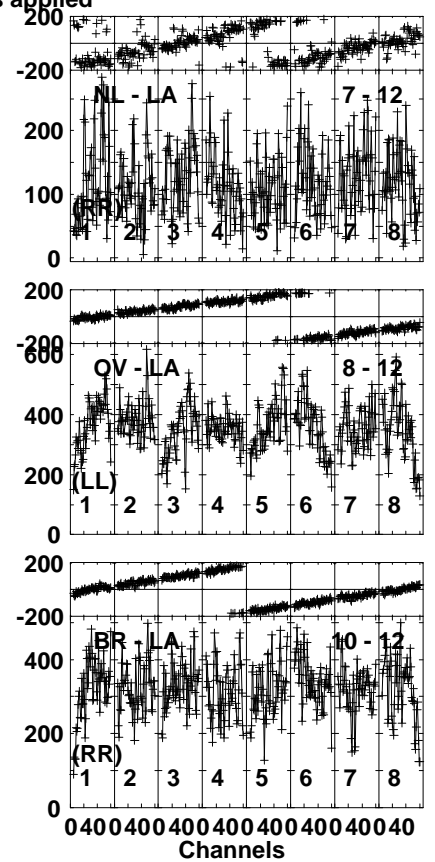
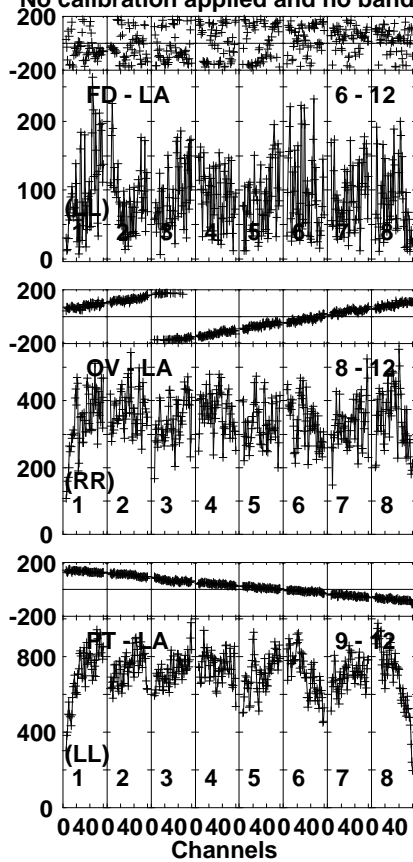
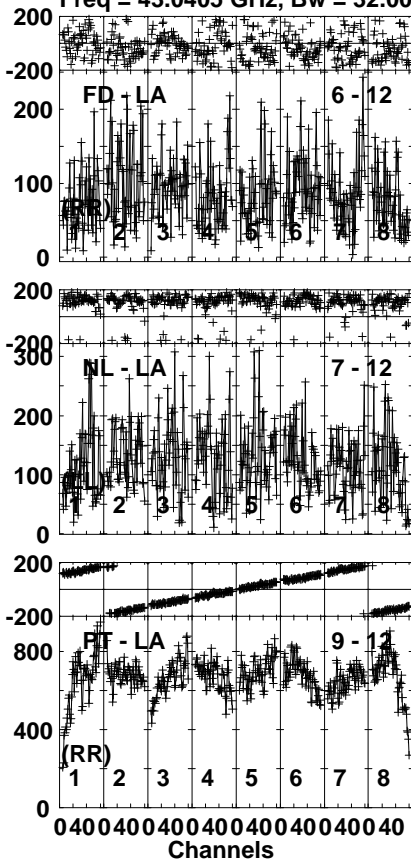
Lower frame: Milli Ampl Jy Top frame: Phas deg  
Vector averaged cross-power spectrum Several baselines displayed  
Timerange: 01/04:30:00 to 01/04:40:00

Plot file version 243 created 22-JUL-2021 03:07:51

3C273 GK053.UVDATA.1

Freq = 43.0405 GHz, Bw = 32.000 MH

No calibration applied and no bandpass applied



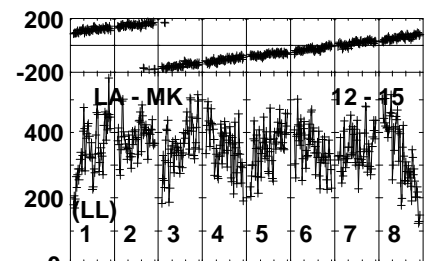
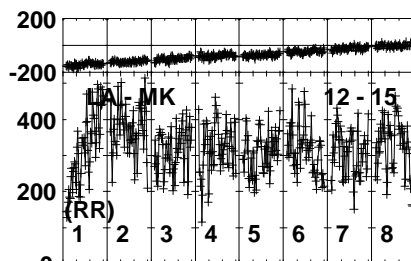
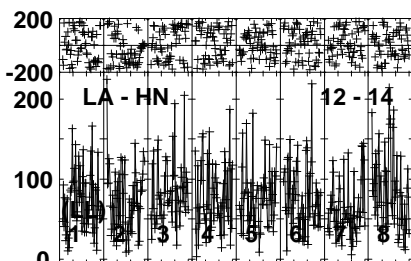
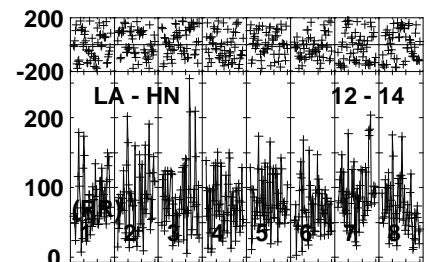
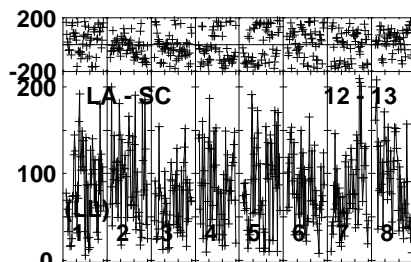
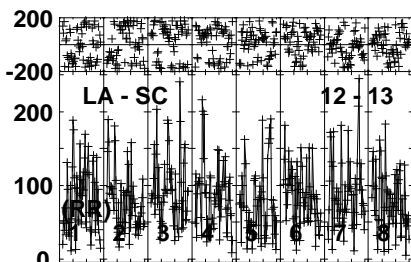
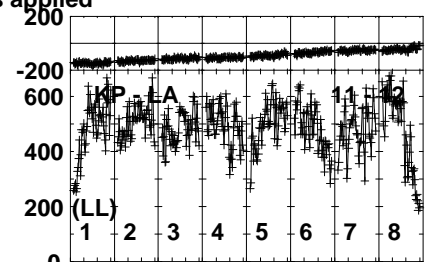
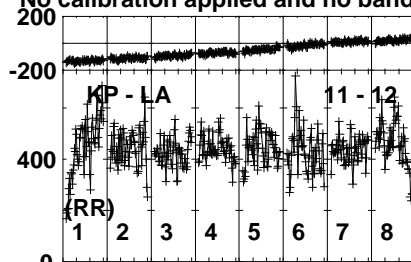
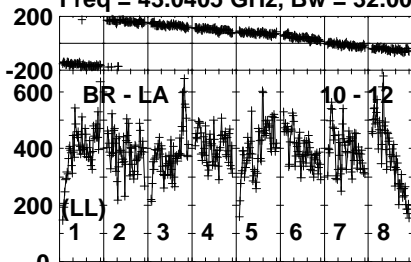
Lower frame: Micro Ampl Jy Top frame: Phas deg  
Vector averaged cross-power spectrum Several baselines displayed  
Timerange: 01/04:41:00 to 01/04:44:00

Plot file version 244 created 22-JUL-2021 03:07:52

3C273 GK053.UVDATA.1

Freq = 43.0405 GHz, Bw = 32.000 MH

No calibration applied and no bandpass applied



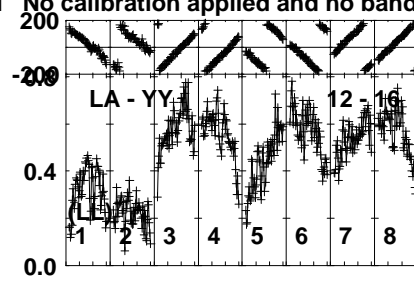
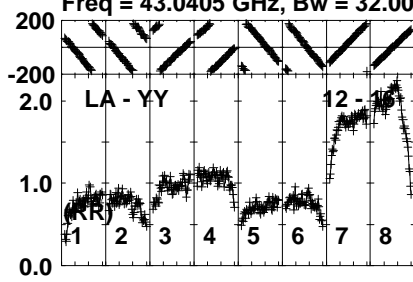
Lower frame: Micro Ampl Jy Top frame: Phas deg  
Vector averaged cross-power spectrum Several baselines displayed  
Timerange: 01/04:41:00 to 01/04:44:00

Plot file version 245 created 22-JUL-2021 03:07:53

3C273 GK053.UVDATA.1

Freq = 43.0405 GHz, Bw = 32.000 MH

No calibration applied and no bandpass applied



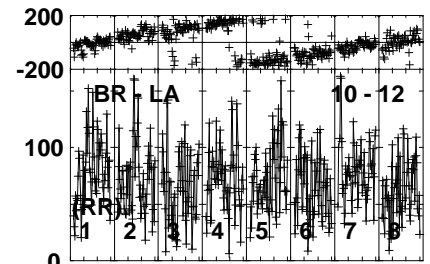
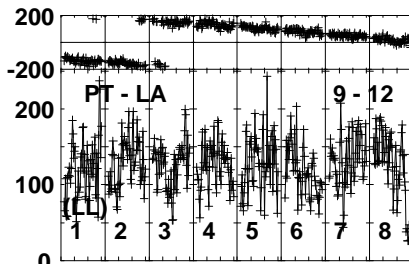
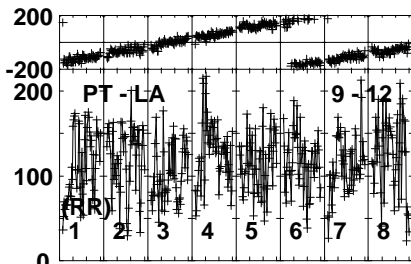
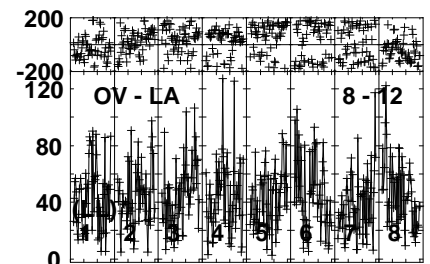
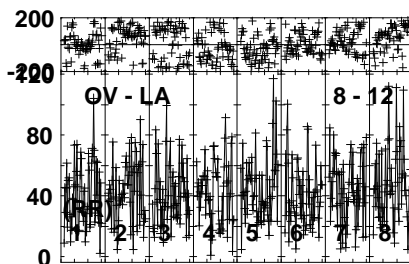
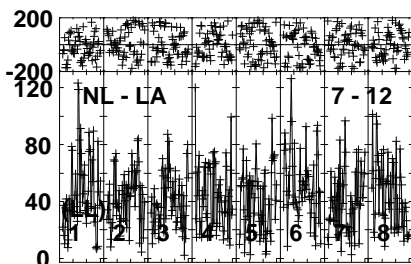
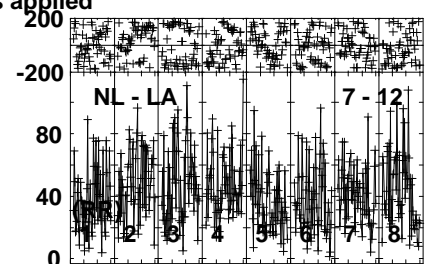
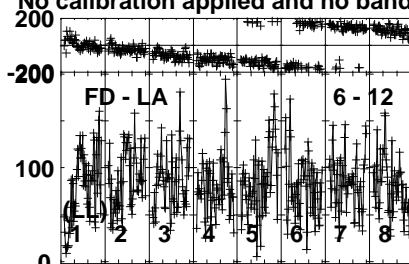
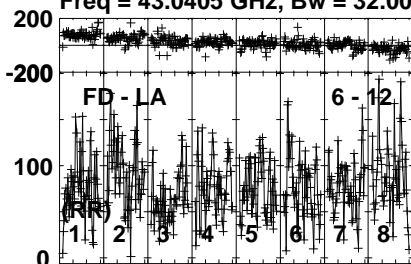
Lower frame: Milli Ampl Jy Top frame: Phas deg  
Vector averaged cross-power spectrum Several baselines displayed  
Timerange: 01/04:41:00 to 01/04:44:00

Plot file version 246 created 22-JUL-2021 03:07:56

M87 GK053.UVDATA.1

Freq = 43.0405 GHz, Bw = 32.000 MH

No calibration applied and no bandpass applied



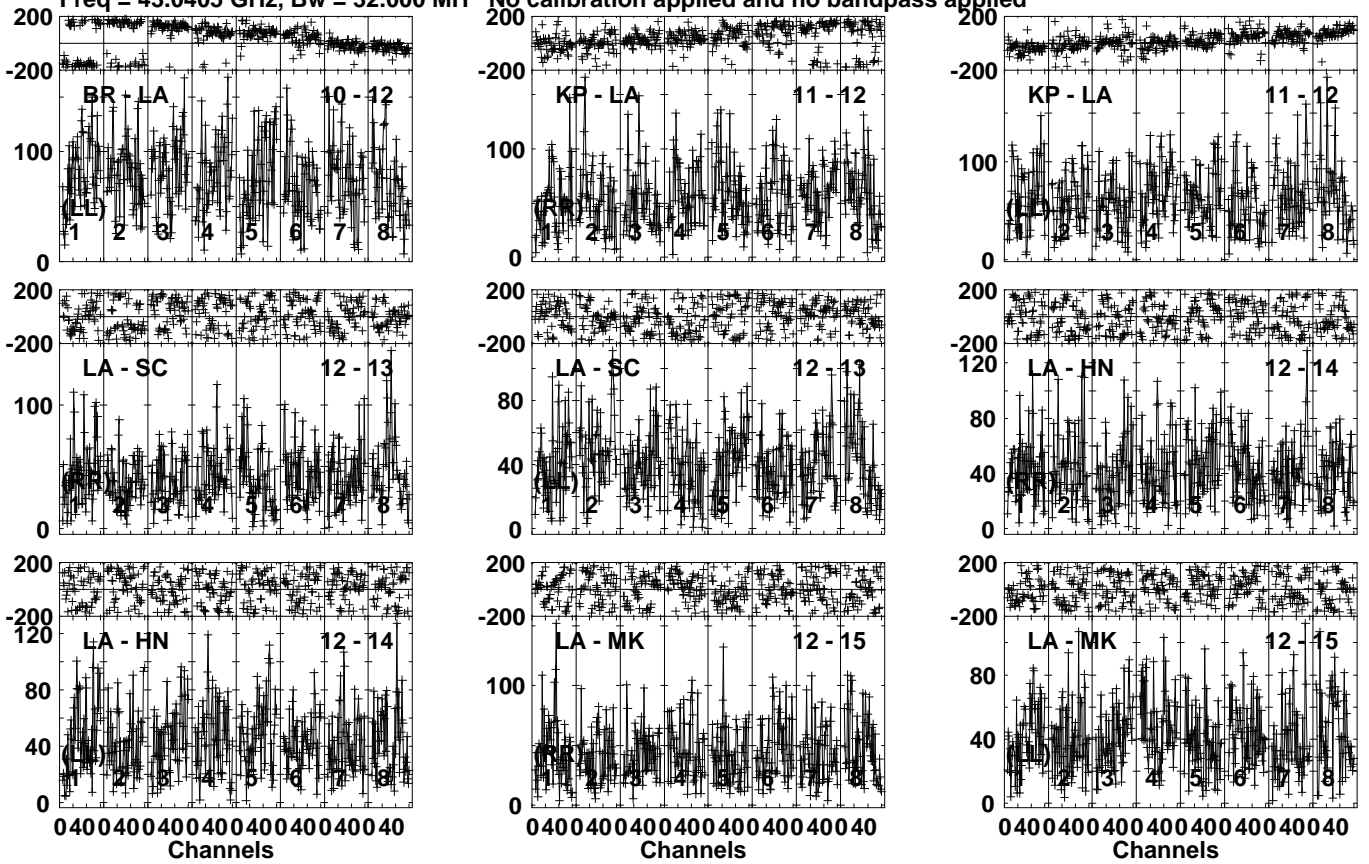
Lower frame: Micro Ampl Jy Top frame: Phas deg  
Vector averaged cross-power spectrum Several baselines displayed  
Timerange: 01/04:45:01 to 01/04:54:59

Plot file version 247 created 22-JUL-2021 03:07:56

M87 GK053.UVDATA.1

Freq = 43.0405 GHz, Bw = 32.000 MH

No calibration applied and no bandpass applied



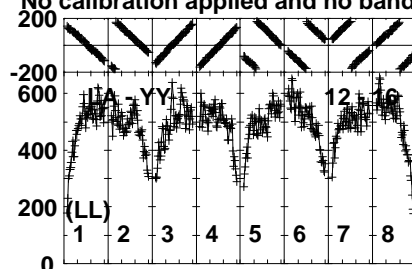
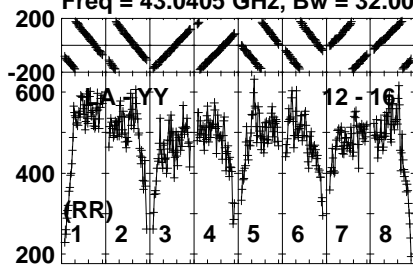
Lower frame: Micro Ampl Jy Top frame: Phas deg  
Vector averaged cross-power spectrum Several baselines displayed  
Timerange: 01/04:45:01 to 01/04:54:59

Plot file version 248 created 22-JUL-2021 03:07:57

M87 GK053.UVDATA.1

Freq = 43.0405 GHz, Bw = 32.000 MH

No calibration applied and no bandpass applied



Lower frame: Micro Ampl Jy Top frame: Phas deg  
Vector averaged cross-power spectrum Several baselines displayed  
Timerange: 01/04:45:01 to 01/04:54:59

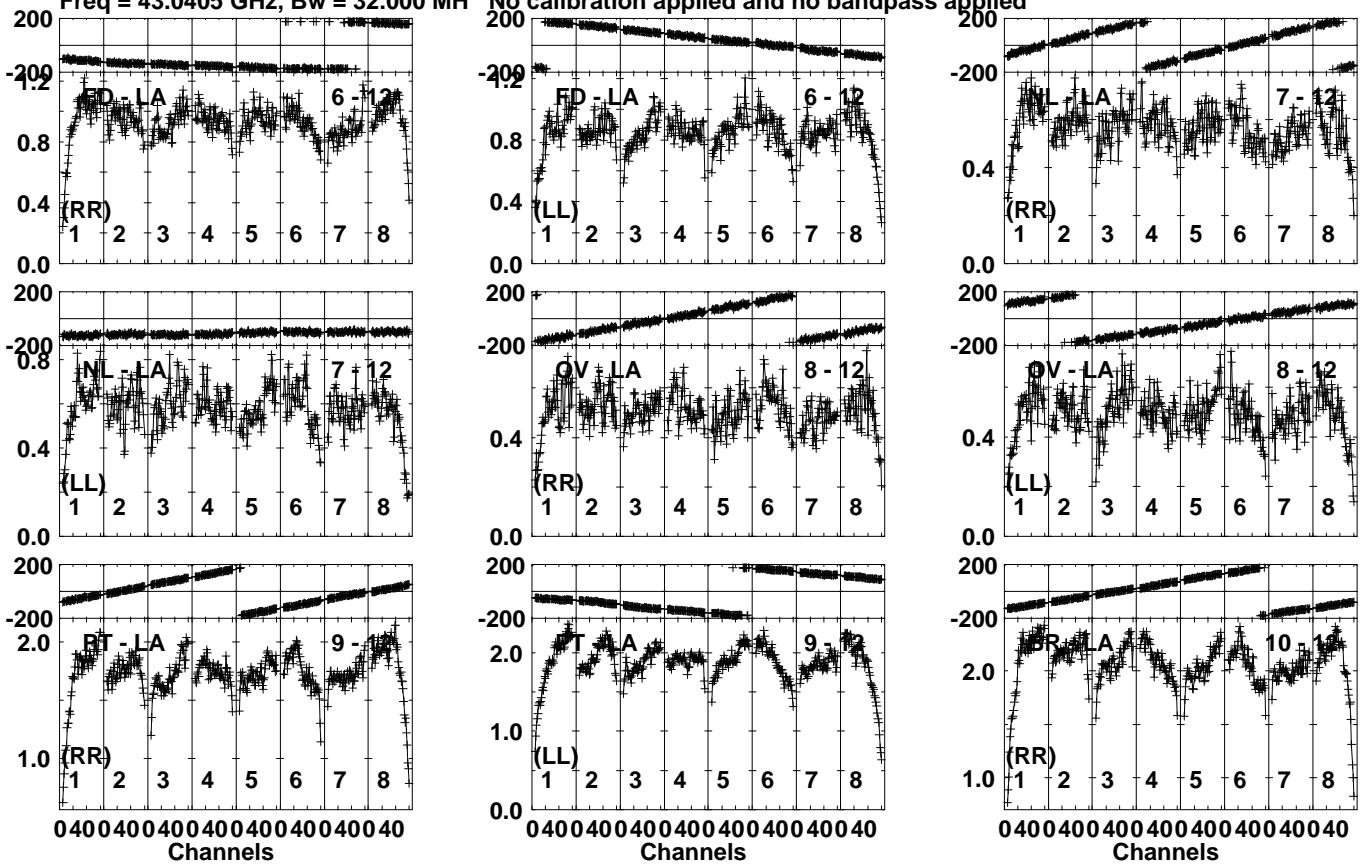


Plot file version 249 created 22-JUL-2021 03:08:02

3C279 GK053.UVDATA.1

Freq = 43.0405 GHz, Bw = 32.000 MH

No calibration applied and no bandpass applied



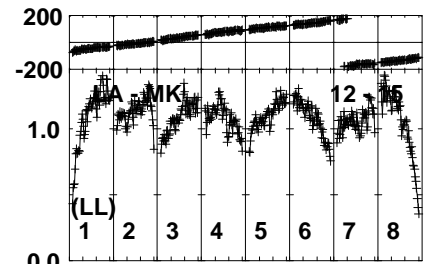
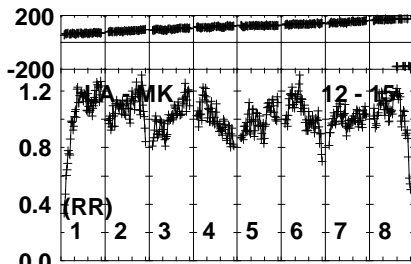
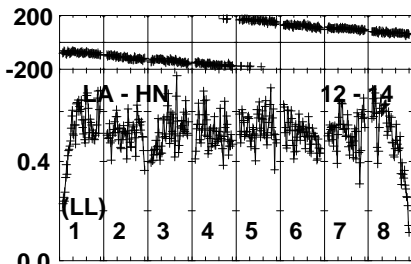
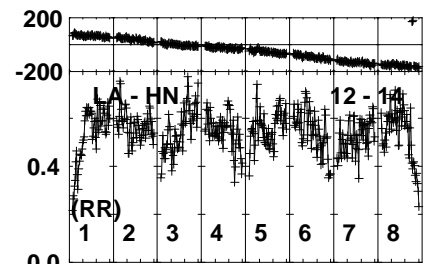
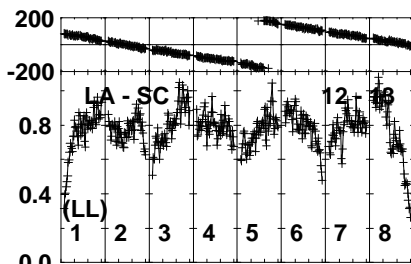
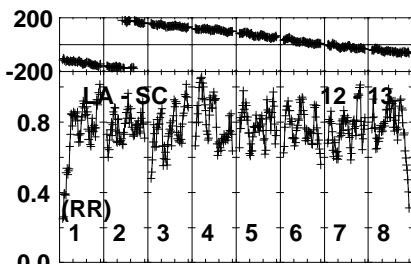
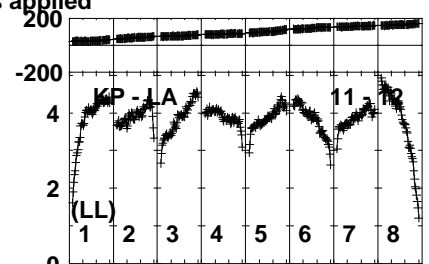
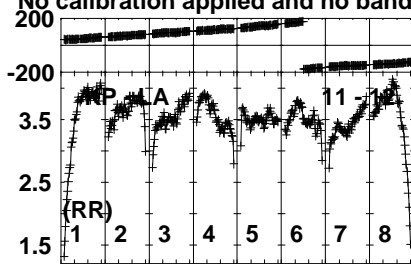
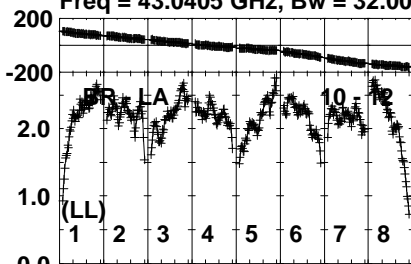
Lower frame: Milli Ampl Jy Top frame: Phas deg  
Vector averaged cross-power spectrum Several baselines displayed  
Timerange: 01/04:56:30 to 01/04:59:30

Plot file version 250 created 22-JUL-2021 03:08:03

3C279 GK053.UVDATA.1

Freq = 43.0405 GHz, Bw = 32.000 MH

No calibration applied and no bandpass applied



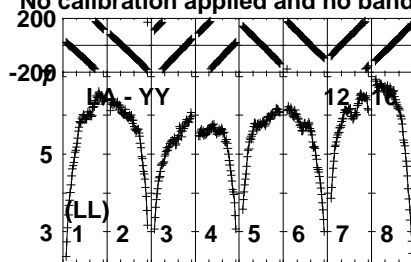
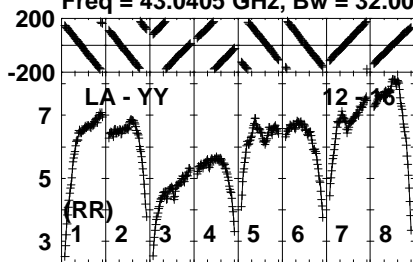
Lower frame: Milli Ampl Jy Top frame: Phas deg  
Vector averaged cross-power spectrum Several baselines displayed  
Timerange: 01/04:56:30 to 01/04:59:30

Plot file version 251 created 22-JUL-2021 03:08:03

3C279 GK053.UVDATA.1

Freq = 43.0405 GHz, Bw = 32.000 MH

No calibration applied and no bandpass applied

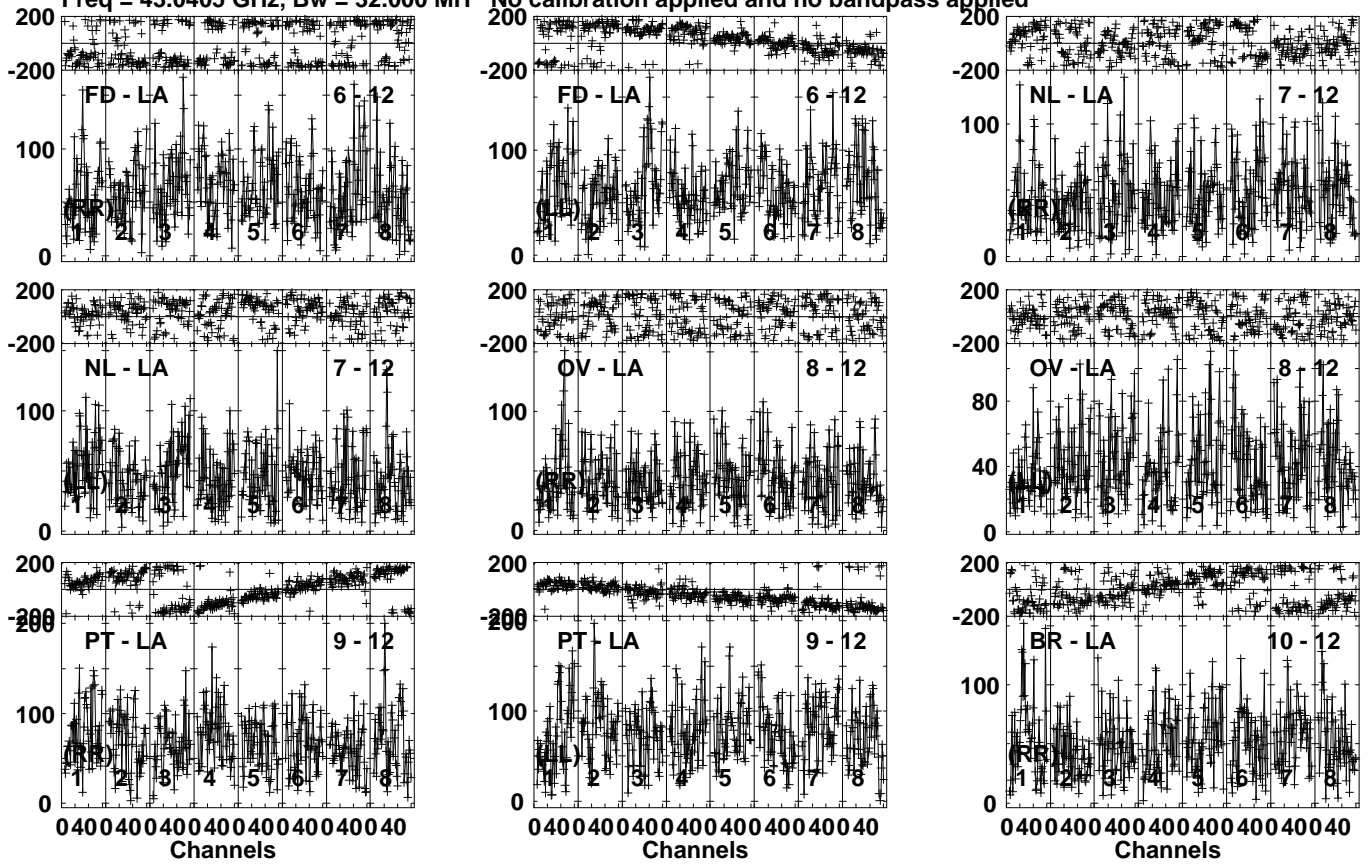


Lower frame: Milli Ampl Jy Top frame: Phas deg  
Vector averaged cross-power spectrum Several baselines displayed  
Timerange: 01/04:56:30 to 01/04:59:30

Plot file version 252 created 22-JUL-2021 03:08:07

M87 GK053.UVDATA.1

Freq = 43.0405 GHz, Bw = 32.000 MH No calibration applied and no bandpass applied



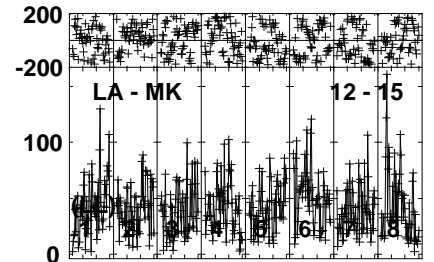
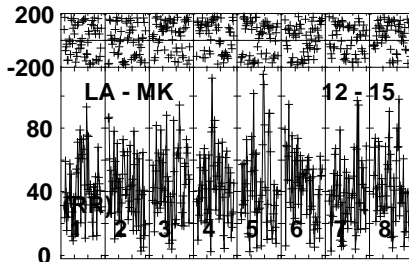
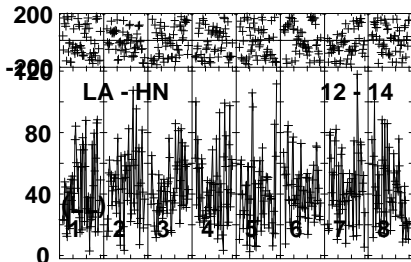
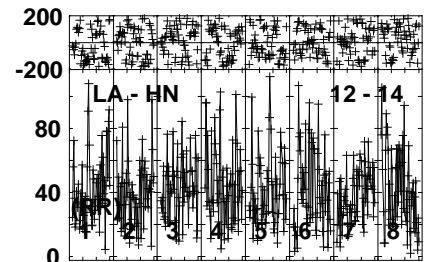
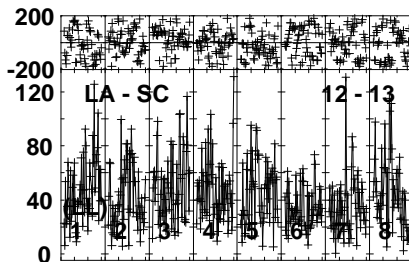
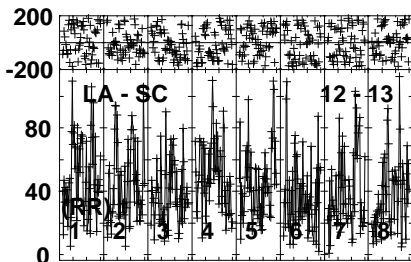
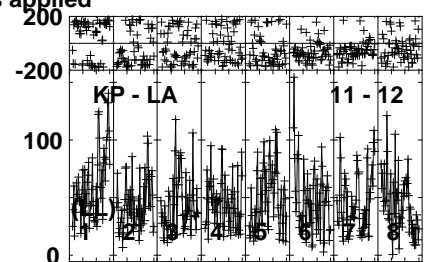
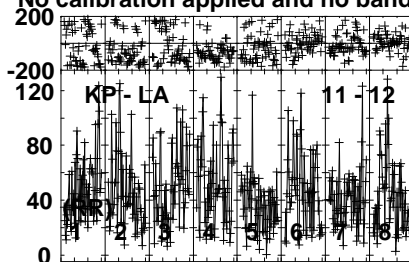
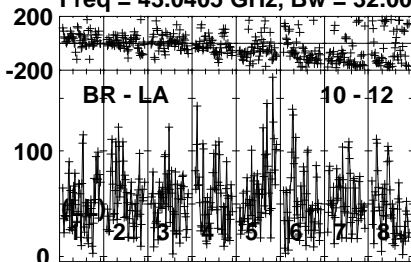
Lower frame: Micro Ampl Jy Top frame: Phas deg  
Vector averaged cross-power spectrum Several baselines displayed  
Timerange: 01/05:01:01 to 01/05:11:00

Plot file version 253 created 22-JUL-2021 03:08:08

M87 GK053.UVDATA.1

Freq = 43.0405 GHz, Bw = 32.000 MH

No calibration applied and no bandpass applied



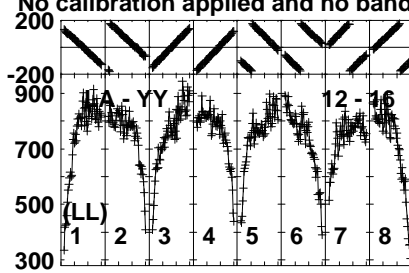
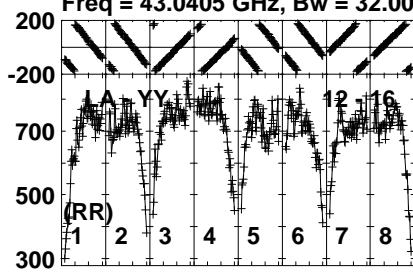
Lower frame: Micro Ampl Jy Top frame: Phas deg  
Vector averaged cross-power spectrum Several baselines displayed  
Timerange: 01/05:01:01 to 01/05:11:00

Plot file version 254 created 22-JUL-2021 03:08:09

M87 GK053.UVDATA.1

Freq = 43.0405 GHz, Bw = 32.000 MH

No calibration applied and no bandpass applied



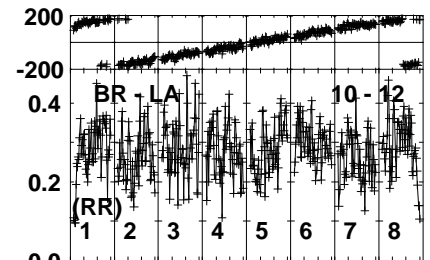
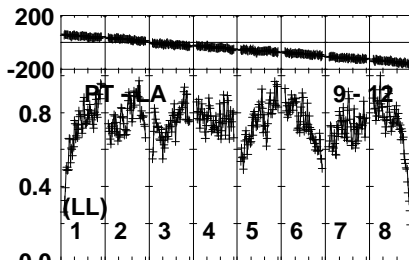
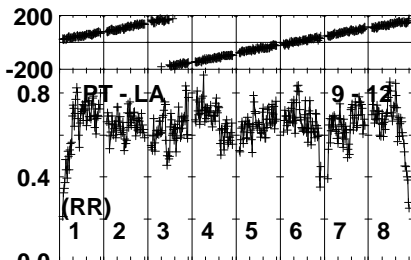
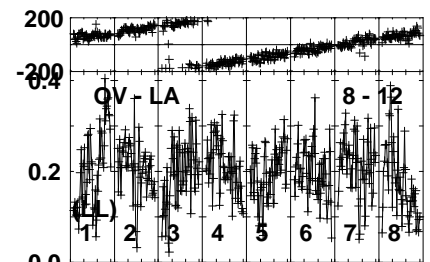
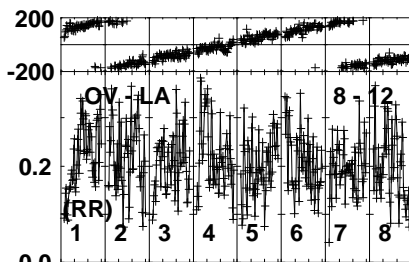
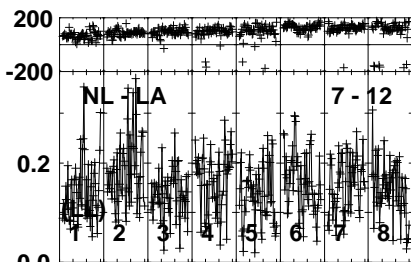
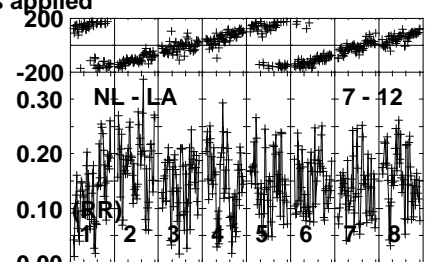
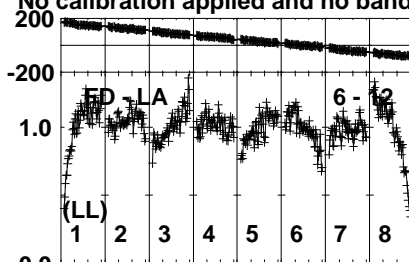
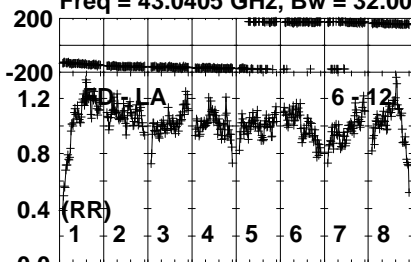
Lower frame: Micro Ampl Jy Top frame: Phas deg  
Vector averaged cross-power spectrum Several baselines displayed  
Timerange: 01/05:01:01 to 01/05:11:00

Plot file version 255 created 22-JUL-2021 03:08:13

3C273 GK053.UVDATA.1

Freq = 43.0405 GHz, Bw = 32.000 MH

No calibration applied and no bandpass applied



0400400400400400400400400400  
Channels

0400400400400400400400400400  
Channels

0400400400400400400400400400  
Channels

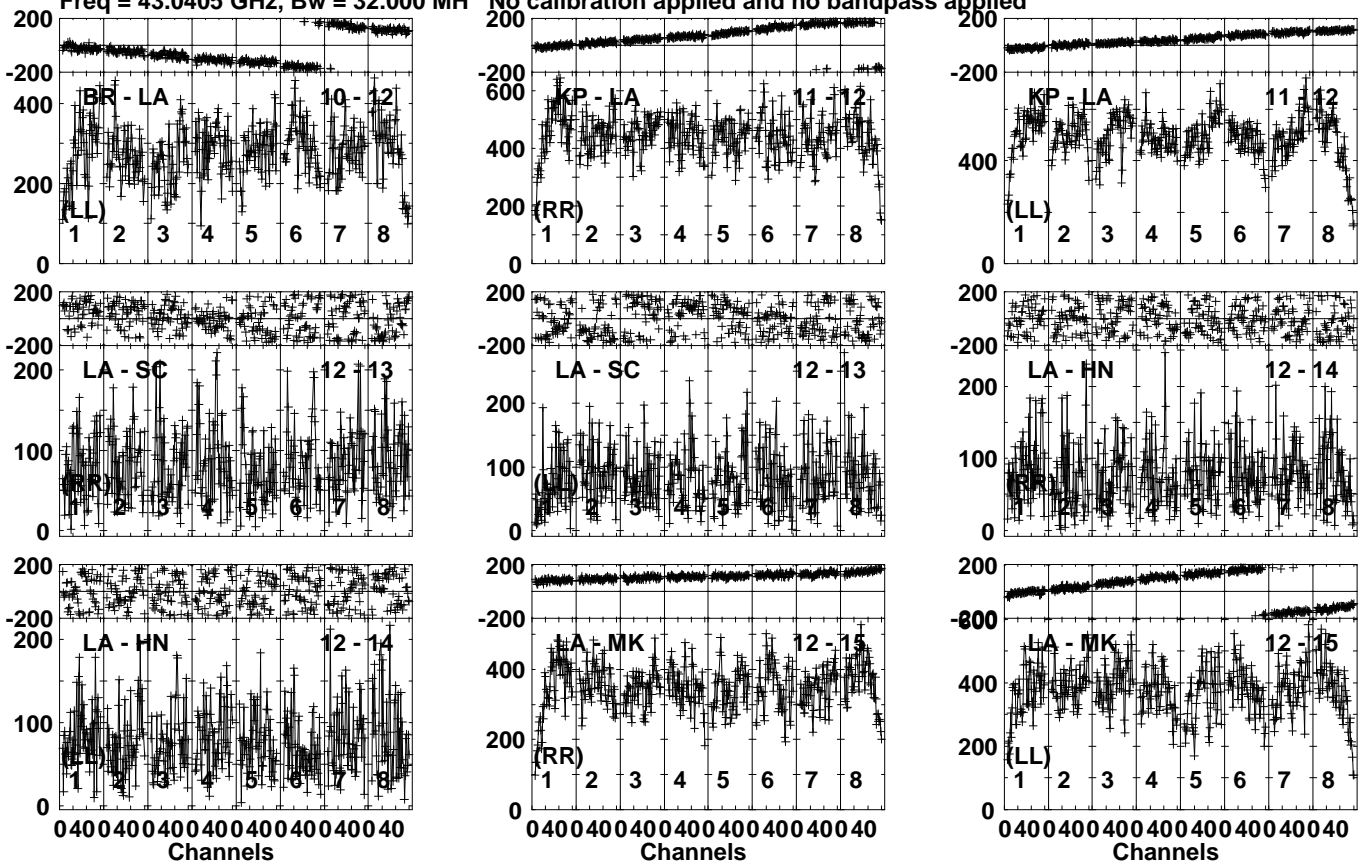
Lower frame: Milli Ampl Jy Top frame: Phas deg  
Vector averaged cross-power spectrum Several baselines displayed  
Timerange: 01/05:12:00 to 01/05:15:00

Plot file version 256 created 22-JUL-2021 03:08:13

3C273 GK053.UVDATA.1

Freq = 43.0405 GHz, Bw = 32.000 MH

No calibration applied and no bandpass applied



Lower frame: Micro Ampl Jy Top frame: Phas deg  
Vector averaged cross-power spectrum Several baselines displayed  
Timerange: 01/05:12:00 to 01/05:15:00

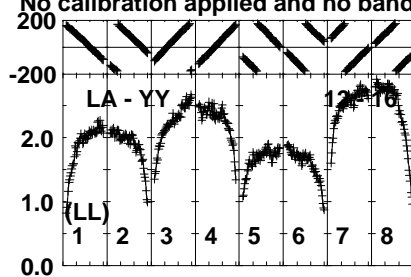
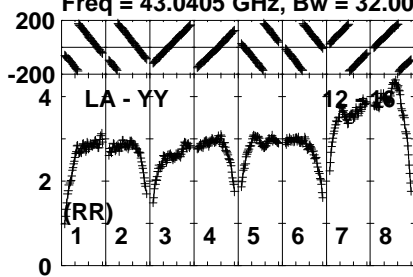


Plot file version 257 created 22-JUL-2021 03:08:14

3C273 GK053.UVDATA.1

Freq = 43.0405 GHz, Bw = 32.000 MH

No calibration applied and no bandpass applied



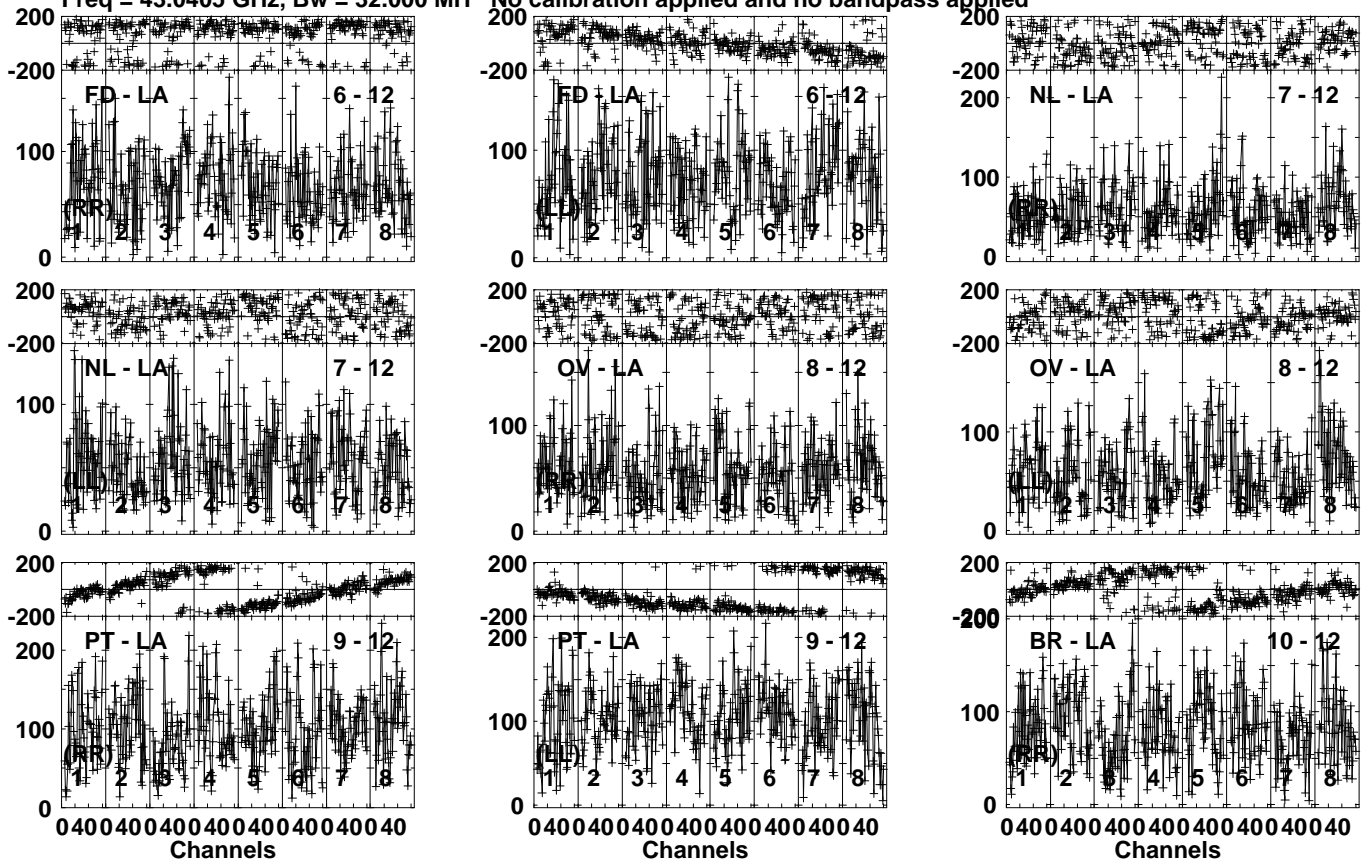
Lower frame: Milli Ampl Jy Top frame: Phas deg  
Vector averaged cross-power spectrum Several baselines displayed  
Timerange: 01/05:12:00 to 01/05:15:00

Plot file version 258 created 22-JUL-2021 03:08:19

M87 GK053.UVDATA.1

Freq = 43.0405 GHz, Bw = 32.000 MH

No calibration applied and no bandpass applied



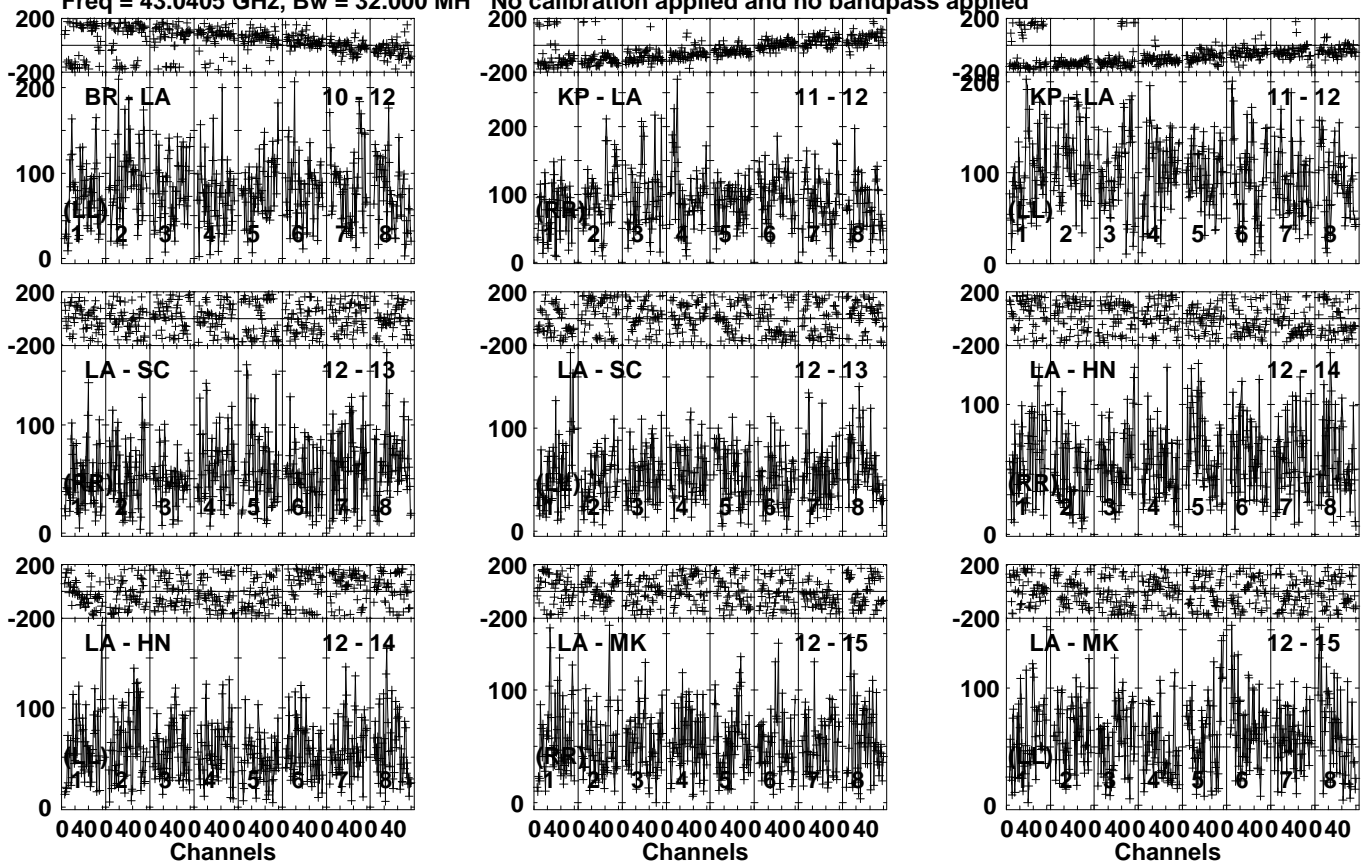
Lower frame: Micro Ampl Jy Top frame: Phas deg  
Vector averaged cross-power spectrum Several baselines displayed  
Timerange: 01/05:16:01 to 01/05:22:00

Plot file version 259 created 22-JUL-2021 03:08:19

M87 GK053.UVDATA.1

Freq = 43.0405 GHz, Bw = 32.000 MH

No calibration applied and no bandpass applied



Lower frame: Micro Ampl Jy Top frame: Phas deg

Vector averaged cross-power spectrum Several baselines displayed

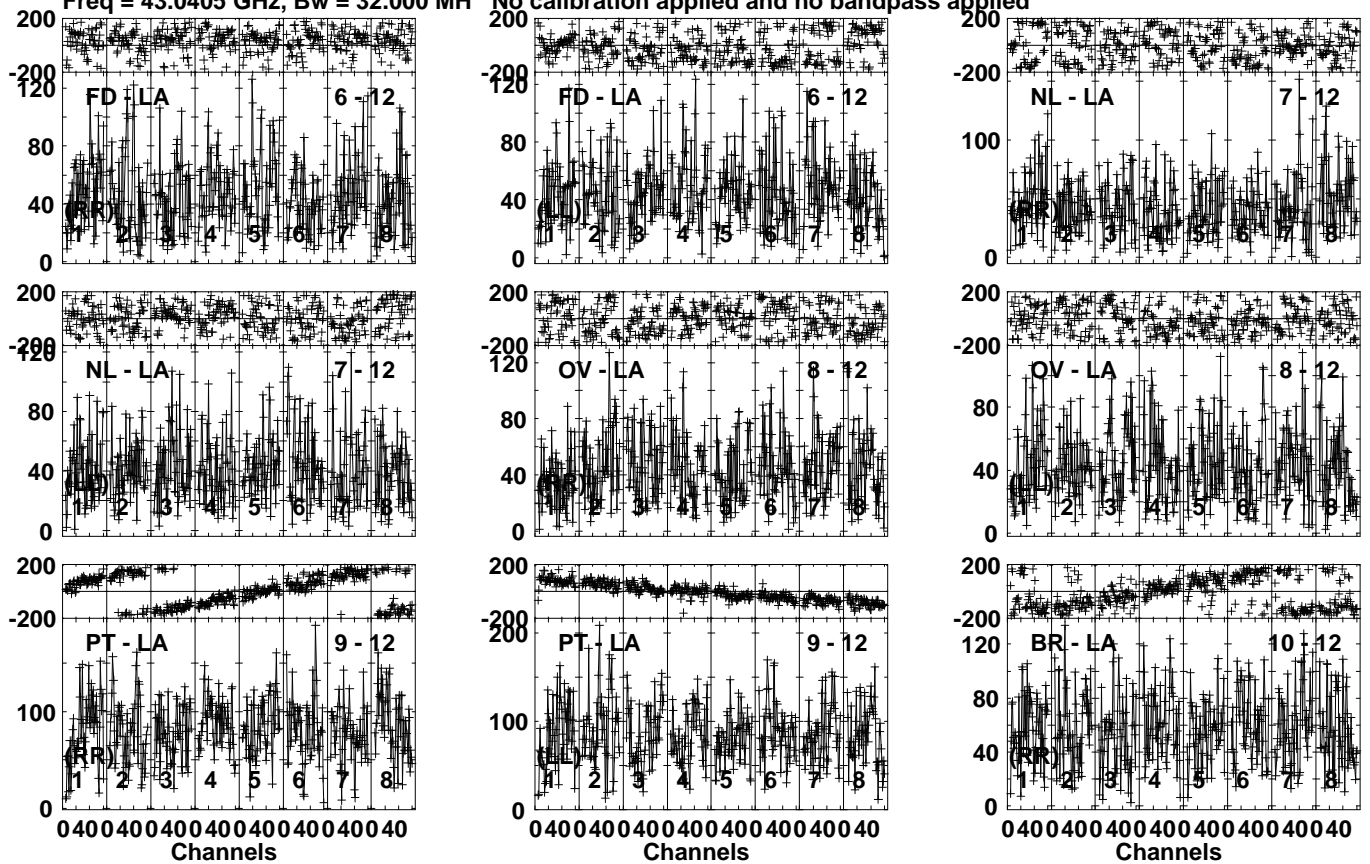
Timerange: 01/05:16:01 to 01/05:22:00

Plot file version 260 created 22-JUL-2021 03:08:23

M87 GK053.UVDATA.1

Freq = 43.0405 GHz, Bw = 32.000 MH

No calibration applied and no bandpass applied



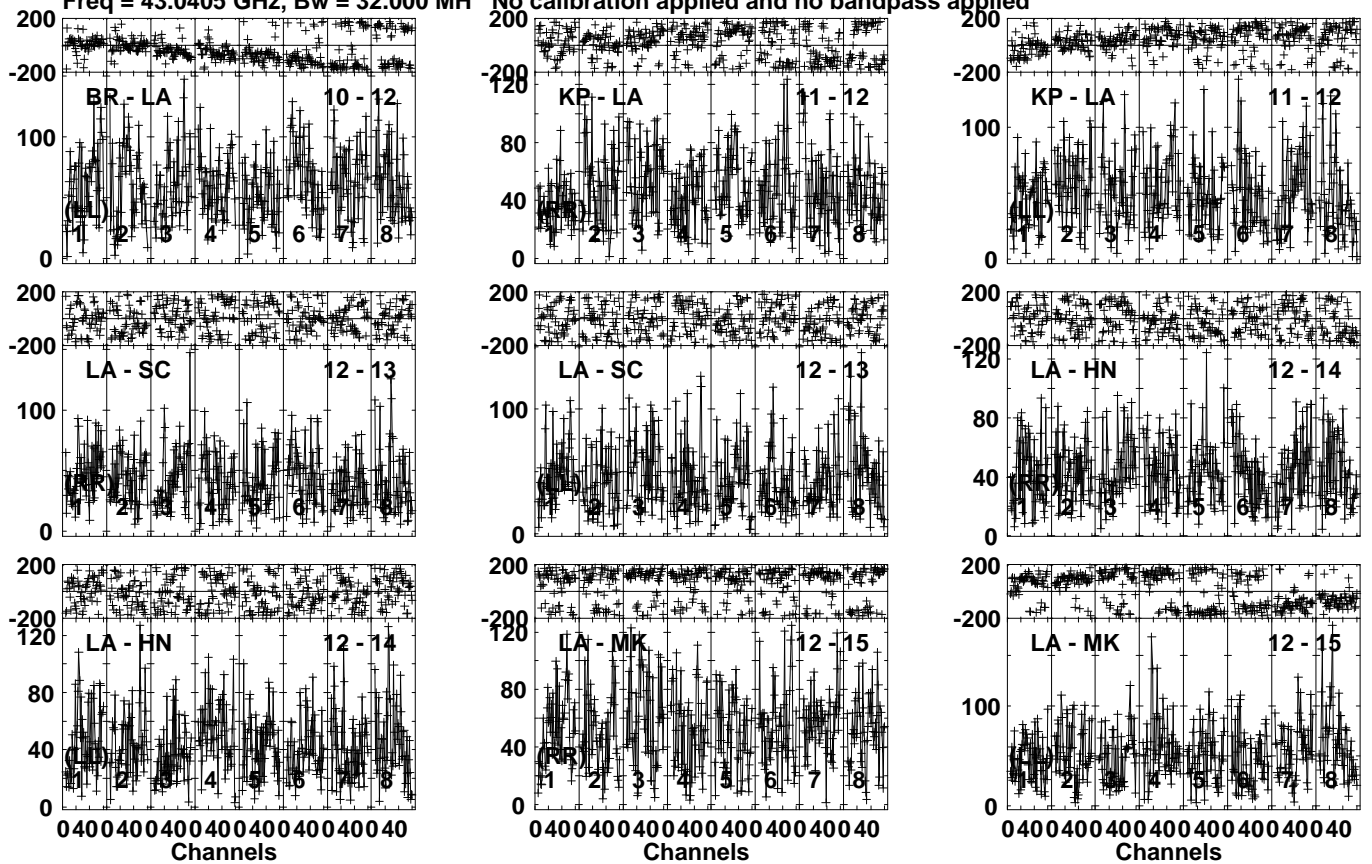
Lower frame: Micro Ampl Jy Top frame: Phas deg  
Vector averaged cross-power spectrum Several baselines displayed  
Timerange: 01/05:23:01 to 01/05:32:59

Plot file version 261 created 22-JUL-2021 03:08:24

M87 GK053.UVDATA.1

Freq = 43.0405 GHz, Bw = 32.000 MH

No calibration applied and no bandpass applied



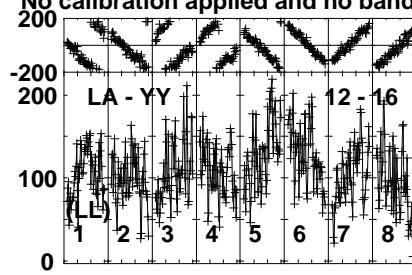
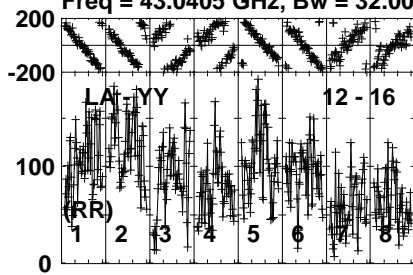
Lower frame: Micro Ampl Jy Top frame: Phas deg  
Vector averaged cross-power spectrum Several baselines displayed  
Timerange: 01/05:23:01 to 01/05:32:59

Plot file version 262 created 22-JUL-2021 03:08:25

M87 GK053.UVDATA.1

Freq = 43.0405 GHz, Bw = 32.000 MH

No calibration applied and no bandpass applied



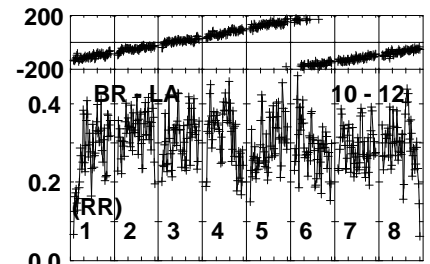
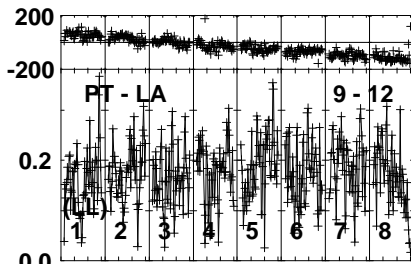
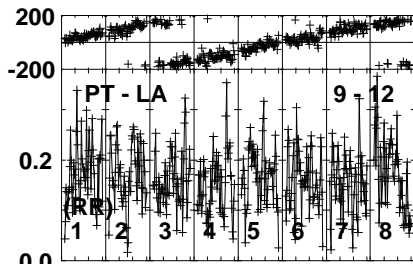
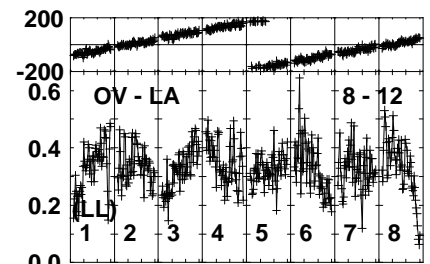
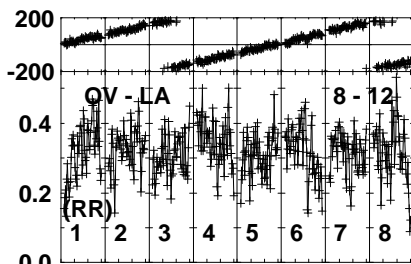
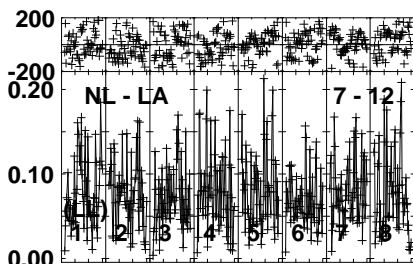
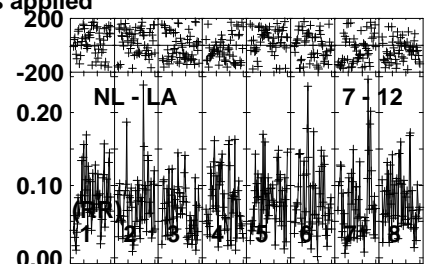
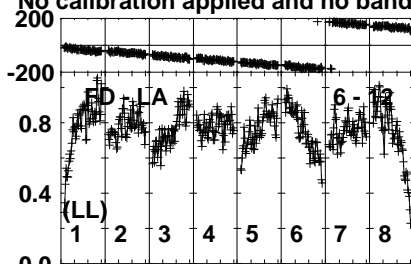
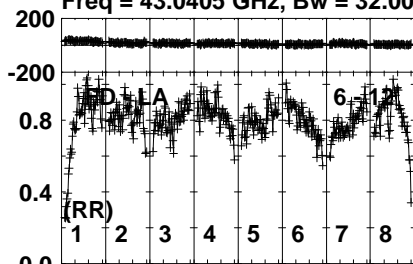
Lower frame: Micro Ampl Jy Top frame: Phas deg  
Vector averaged cross-power spectrum Several baselines displayed  
Timerange: 01/05:23:01 to 01/05:32:59

Plot file version 263 created 22-JUL-2021 03:08:32

3C273 GK053.UVDATA.1

Freq = 43.0405 GHz, Bw = 32.000 MH

No calibration applied and no bandpass applied



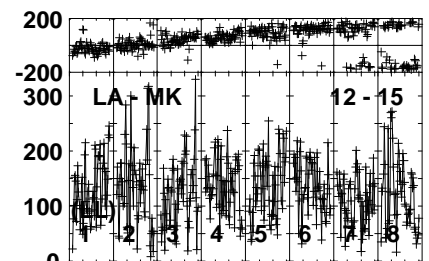
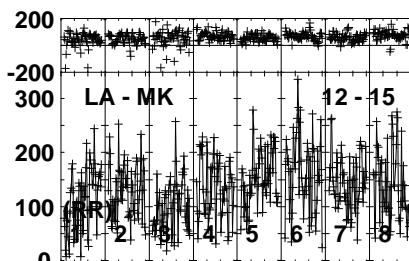
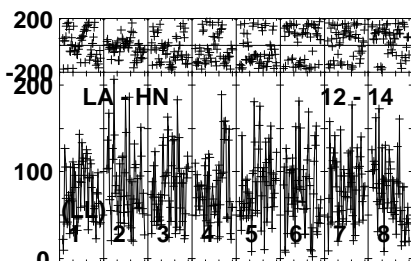
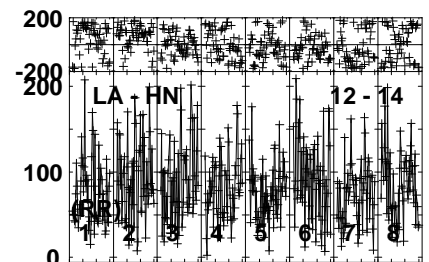
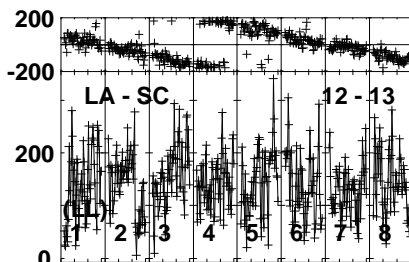
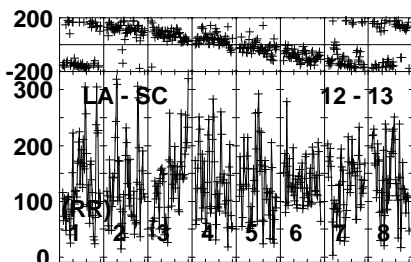
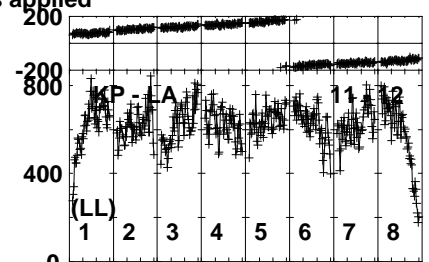
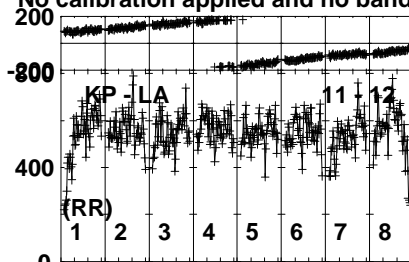
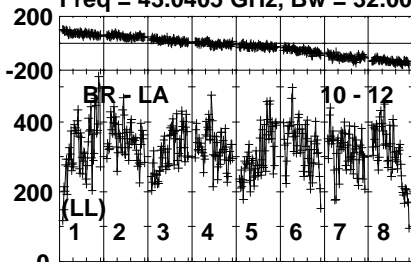
Lower frame: Milli Ampl Jy Top frame: Phas deg  
Vector averaged cross-power spectrum Several baselines displayed  
Timerange: 01/05:34:01 to 01/05:37:00

Plot file version 264 created 22-JUL-2021 03:08:32

3C273 GK053.UVDATA.1

Freq = 43.0405 GHz, Bw = 32.000 MH

No calibration applied and no bandpass applied



Lower frame: Micro Ampl Jy Top frame: Phas deg  
Vector averaged cross-power spectrum Several baselines displayed  
Timerange: 01/05:34:01 to 01/05:37:00

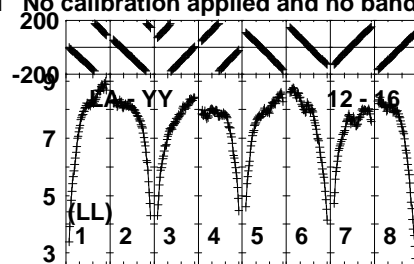
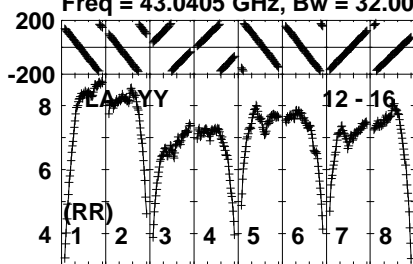


Plot file version 265 created 22-JUL-2021 03:08:33

3C273 GK053.UVDATA.1

Freq = 43.0405 GHz, Bw = 32.000 MH

No calibration applied and no bandpass applied



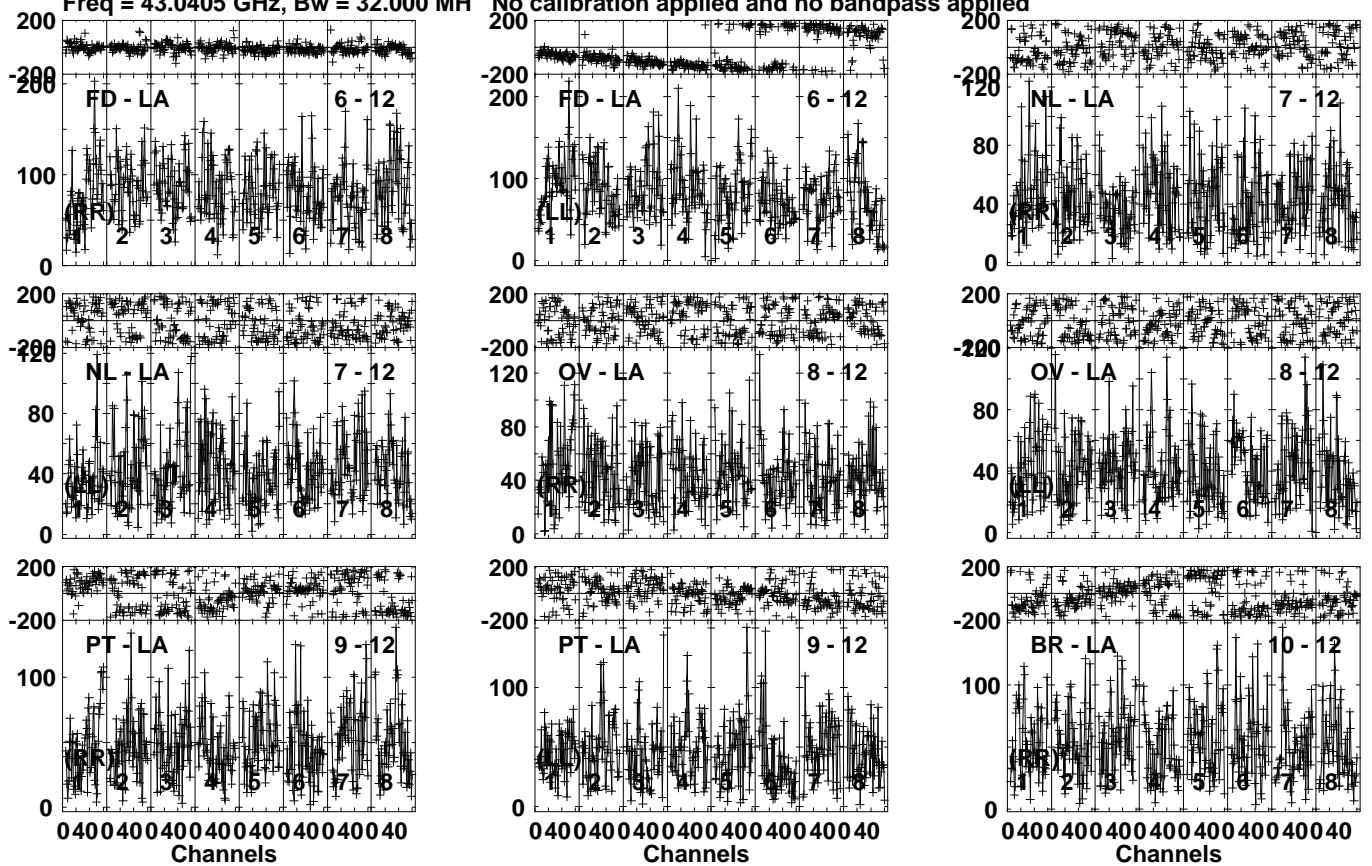
Lower frame: Milli Ampl Jy Top frame: Phas deg  
Vector averaged cross-power spectrum Several baselines displayed  
Timerange: 01/05:34:01 to 01/05:37:00

Plot file version 266 created 22-JUL-2021 03:08:37

M87 GK053.UVDATA.1

Freq = 43.0405 GHz, Bw = 32.000 MH

No calibration applied and no bandpass applied



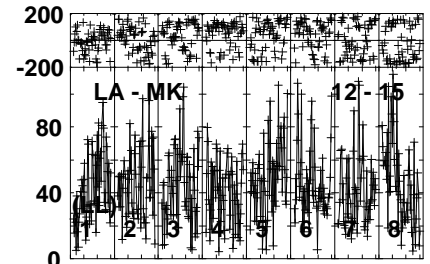
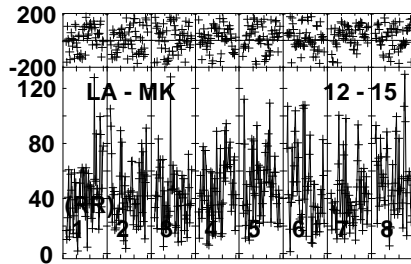
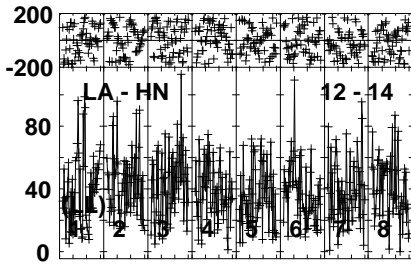
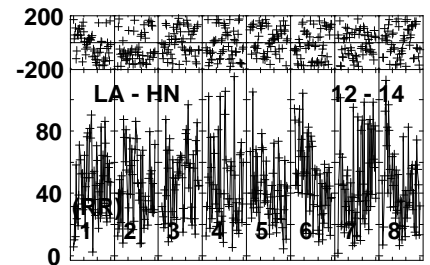
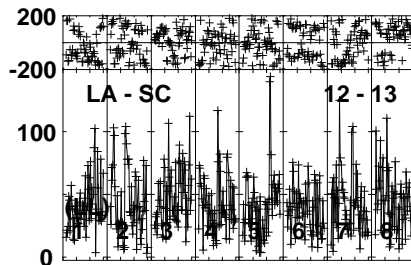
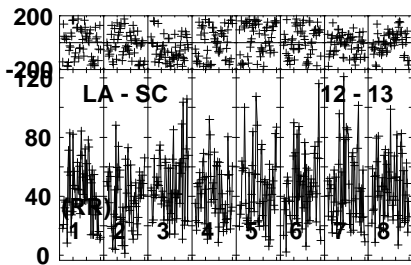
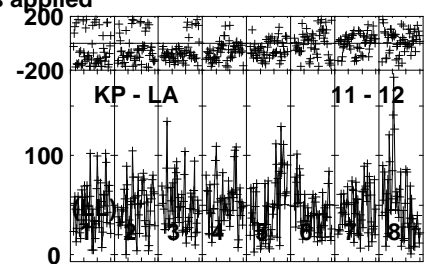
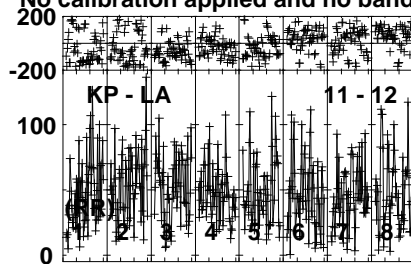
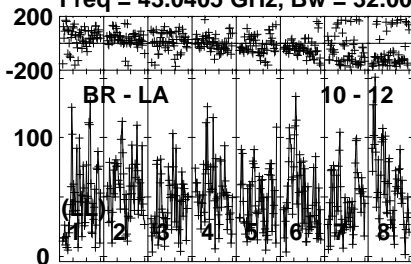
Lower frame: Micro Ampl Jy Top frame: Phas deg  
Vector averaged cross-power spectrum Several baselines displayed  
Timerange: 01/05:38:01 to 01/05:47:59

Plot file version 267 created 22-JUL-2021 03:08:38

M87 GK053.UVDATA.1

Freq = 43.0405 GHz, Bw = 32.000 MH

No calibration applied and no bandpass applied



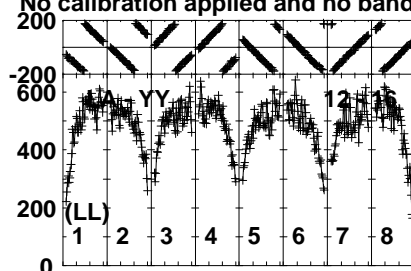
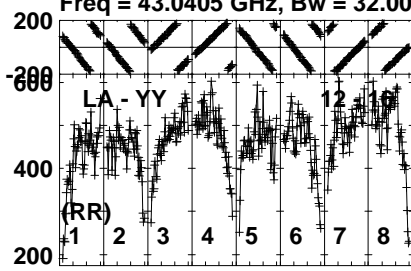
Lower frame: Micro Ampl Jy Top frame: Phas deg  
Vector averaged cross-power spectrum Several baselines displayed  
Timerange: 01/05:38:01 to 01/05:47:59

Plot file version 268 created 22-JUL-2021 03:08:39

M87 GK053.UVDATA.1

Freq = 43.0405 GHz, Bw = 32.000 MH

No calibration applied and no bandpass applied



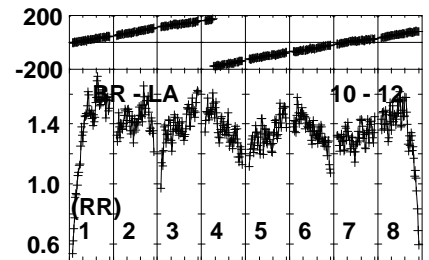
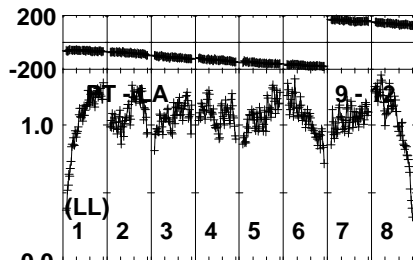
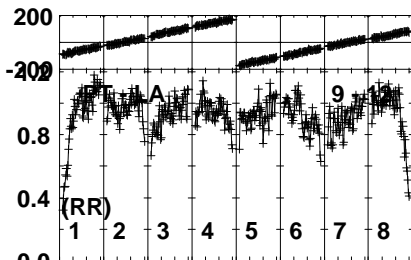
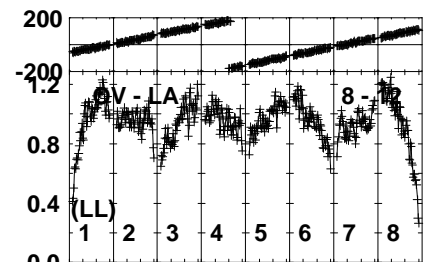
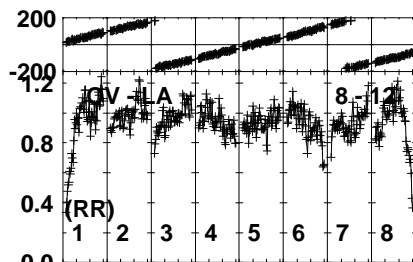
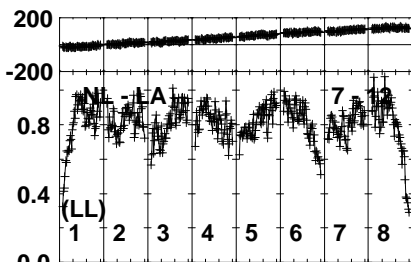
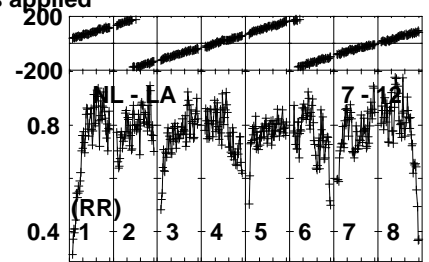
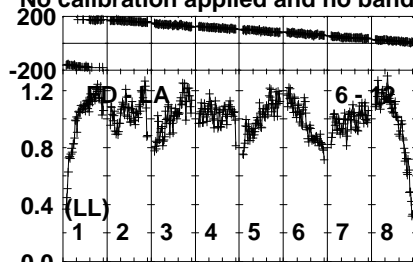
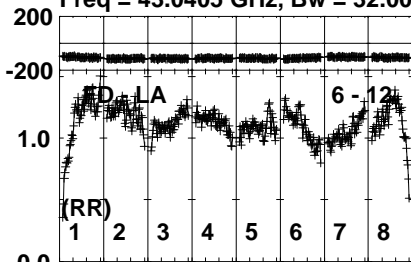
Lower frame: Micro Ampl Jy Top frame: Phas deg  
Vector averaged cross-power spectrum Several baselines displayed  
Timerange: 01/05:38:01 to 01/05:47:59

Plot file version 269 created 22-JUL-2021 03:08:45

3C279 GK053.UVDATA.1

Freq = 43.0405 GHz, Bw = 32.000 MH

No calibration applied and no bandpass applied



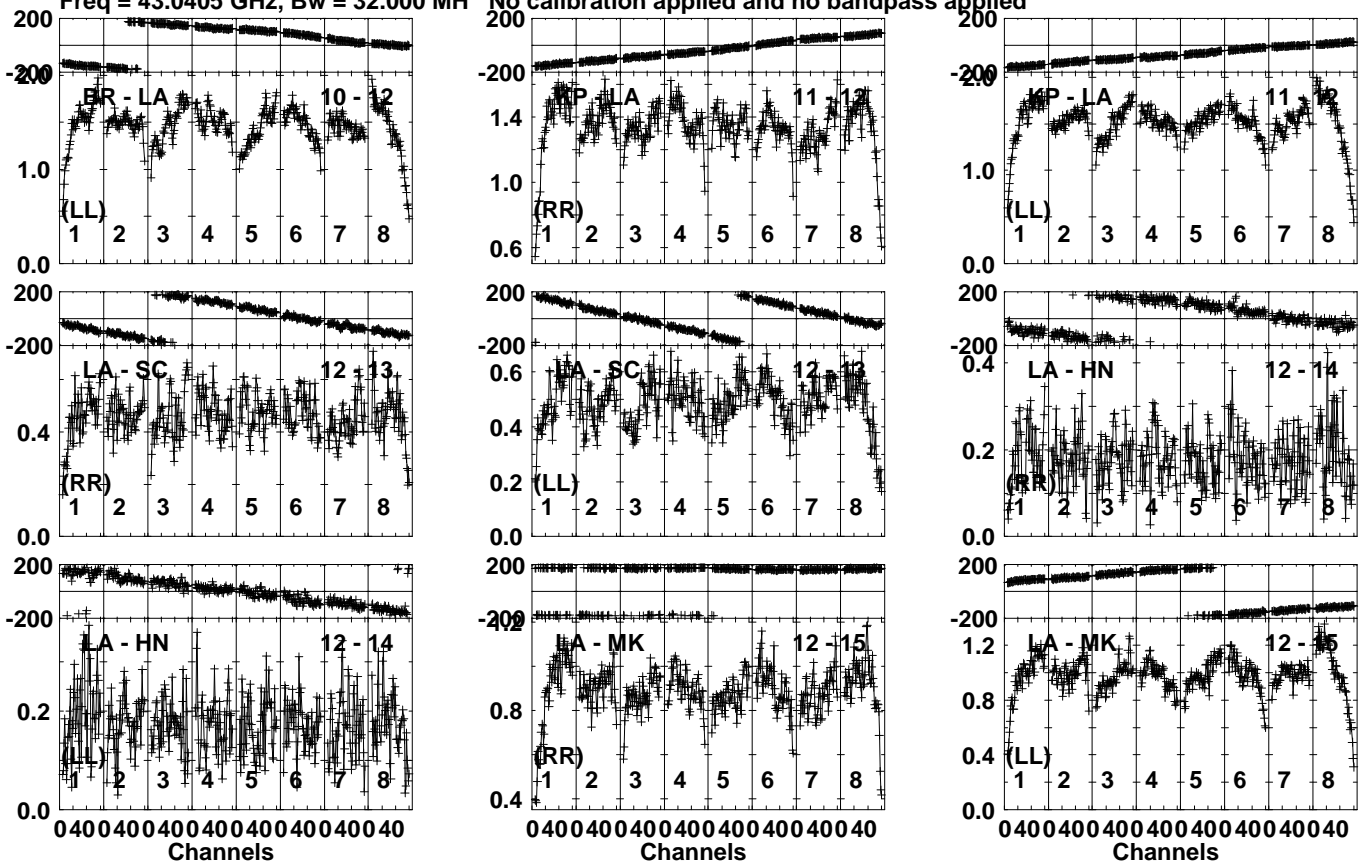
Lower frame: Milli Ampl Jy Top frame: Phas deg  
Vector averaged cross-power spectrum Several baselines displayed  
Timerange: 01/05:49:31 to 01/05:52:30

Plot file version 270 created 22-JUL-2021 03:08:46

3C279 GK053.UVDATA.1

Freq = 43.0405 GHz, Bw = 32.000 MH

No calibration applied and no bandpass applied



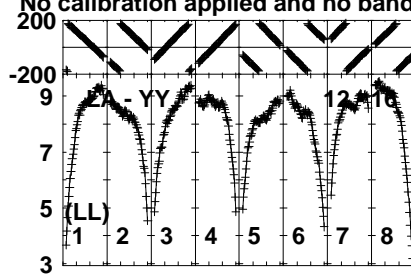
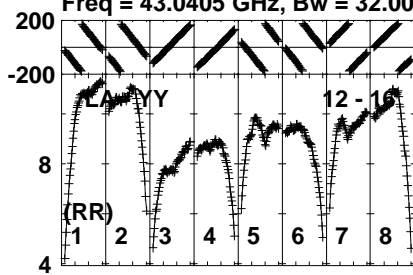
Lower frame: Milli Ampl Jy Top frame: Phas deg  
Vector averaged cross-power spectrum Several baselines displayed  
Timerange: 01/05:49:31 to 01/05:52:30

Plot file version 271 created 22-JUL-2021 03:08:46

3C279 GK053.UVDATA.1

Freq = 43.0405 GHz, Bw = 32.000 MH

No calibration applied and no bandpass applied



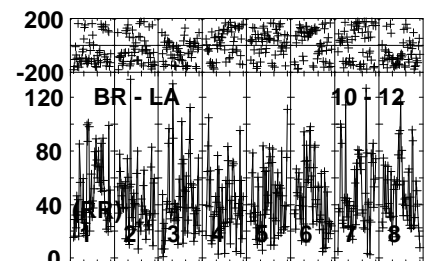
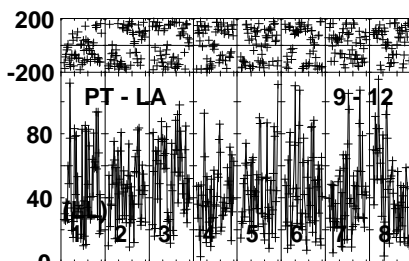
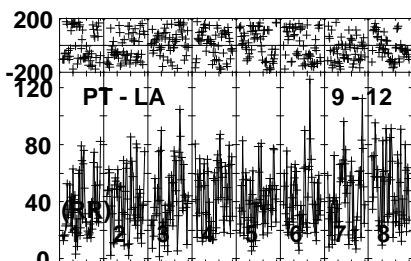
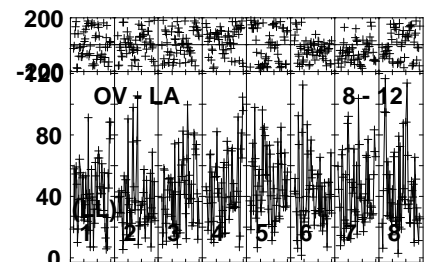
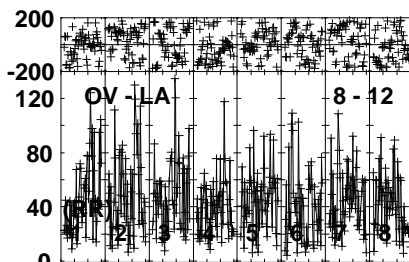
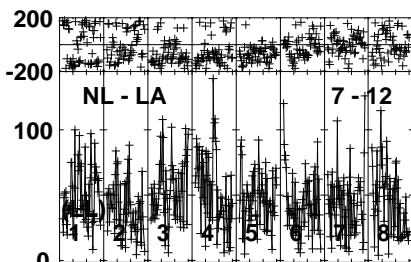
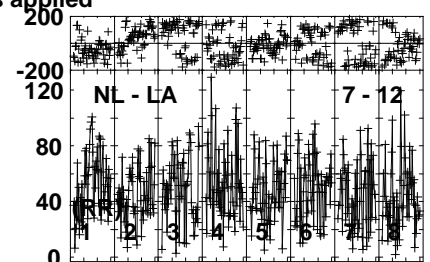
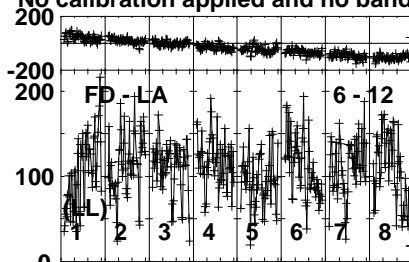
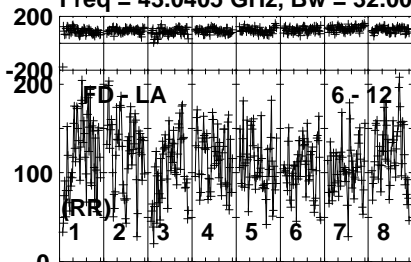
Lower frame: Milli Ampl Jy Top frame: Phas deg  
Vector averaged cross-power spectrum Several baselines displayed  
Timerange: 01/05:49:31 to 01/05:52:30

Plot file version 272 created 22-JUL-2021 03:08:49

M87 GK053.UVDATA.1

Freq = 43.0405 GHz, Bw = 32.000 MH

No calibration applied and no bandpass applied



040040040040040040040040  
Channels

040040040040040040040040  
Channels

040040040040040040040040  
Channels

Lower frame: Micro Ampl Jy Top frame: Phas deg  
Vector averaged cross-power spectrum Several baselines displayed  
Timerange: 01/05:54:00 to 01/06:03:59

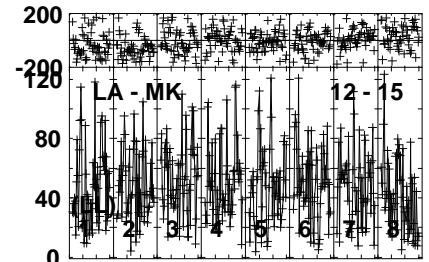
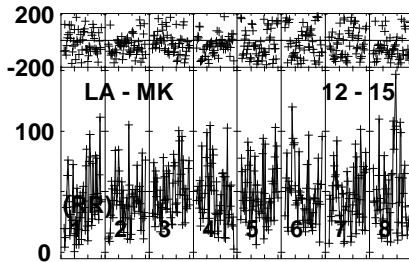
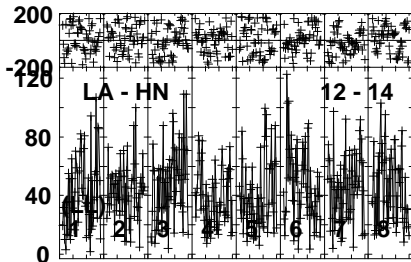
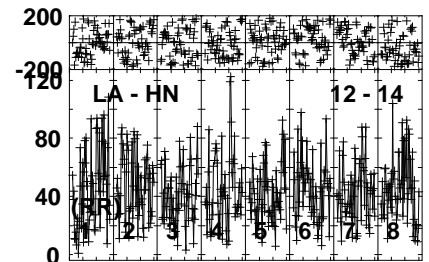
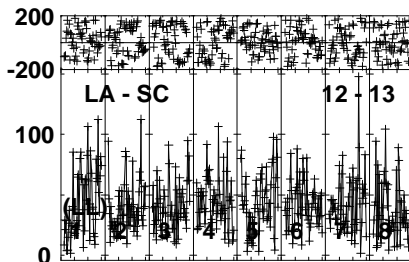
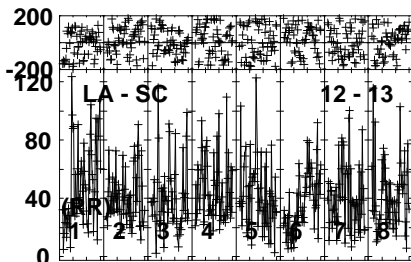
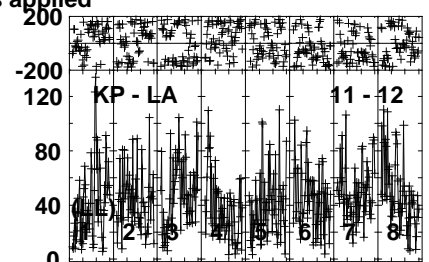
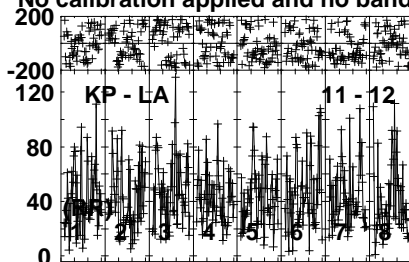
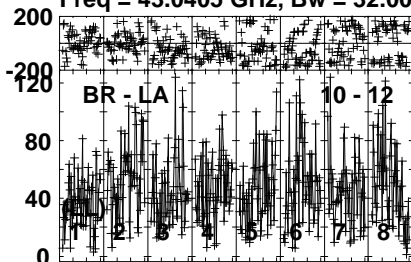


Plot file version 273 created 22-JUL-2021 03:08:50

M87 GK053.UVDATA.1

Freq = 43.0405 GHz, Bw = 32.000 MH

No calibration applied and no bandpass applied



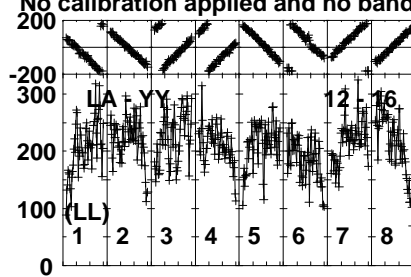
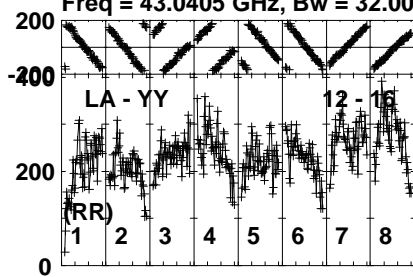
Lower frame: Micro Ampl Jy Top frame: Phas deg  
Vector averaged cross-power spectrum Several baselines displayed  
Timerange: 01/05:54:00 to 01/06:03:59

Plot file version 274 created 22-JUL-2021 03:08:51

M87 GK053.UVDATA.1

Freq = 43.0405 GHz, Bw = 32.000 MH

No calibration applied and no bandpass applied

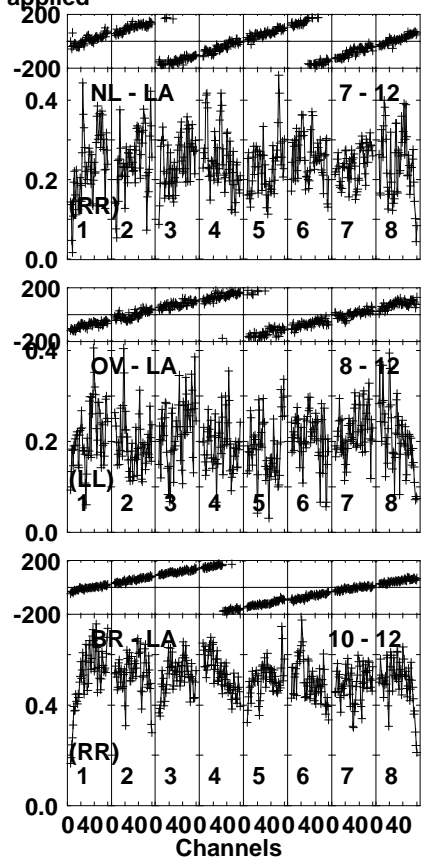
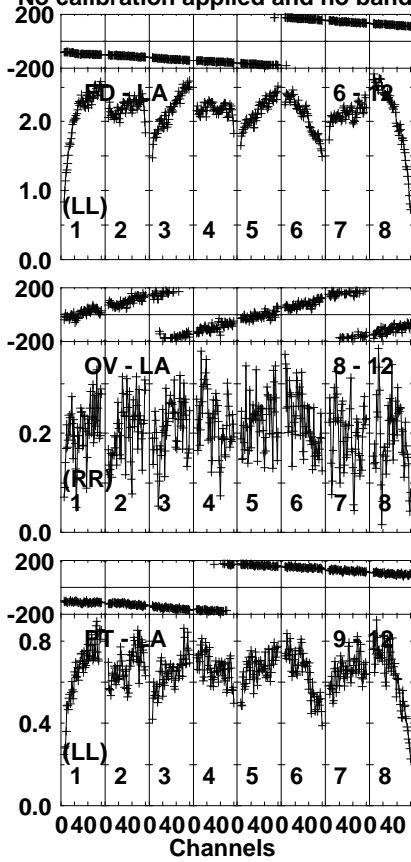
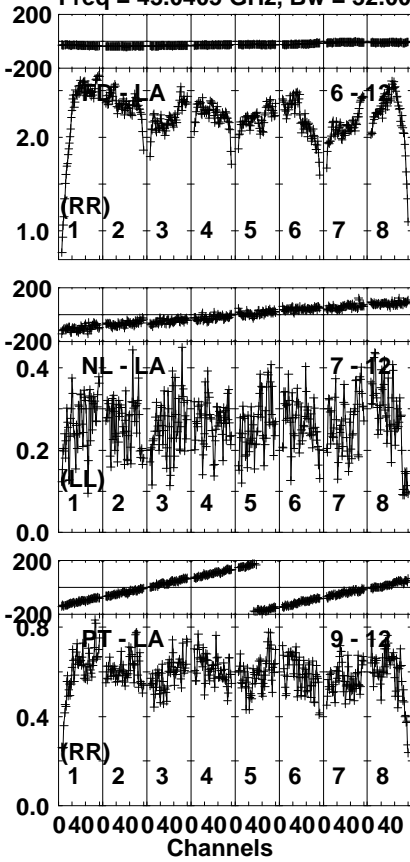


Lower frame: Micro Ampl Jy Top frame: Phas deg  
Vector averaged cross-power spectrum Several baselines displayed  
Timerange: 01/05:54:00 to 01/06:03:59

Plot file version 275 created 22-JUL-2021 03:08:54  
 3C273 GK053.UVDATA.1

Freq = 43.0405 GHz, Bw = 32.000 MH

No calibration applied and no bandpass applied



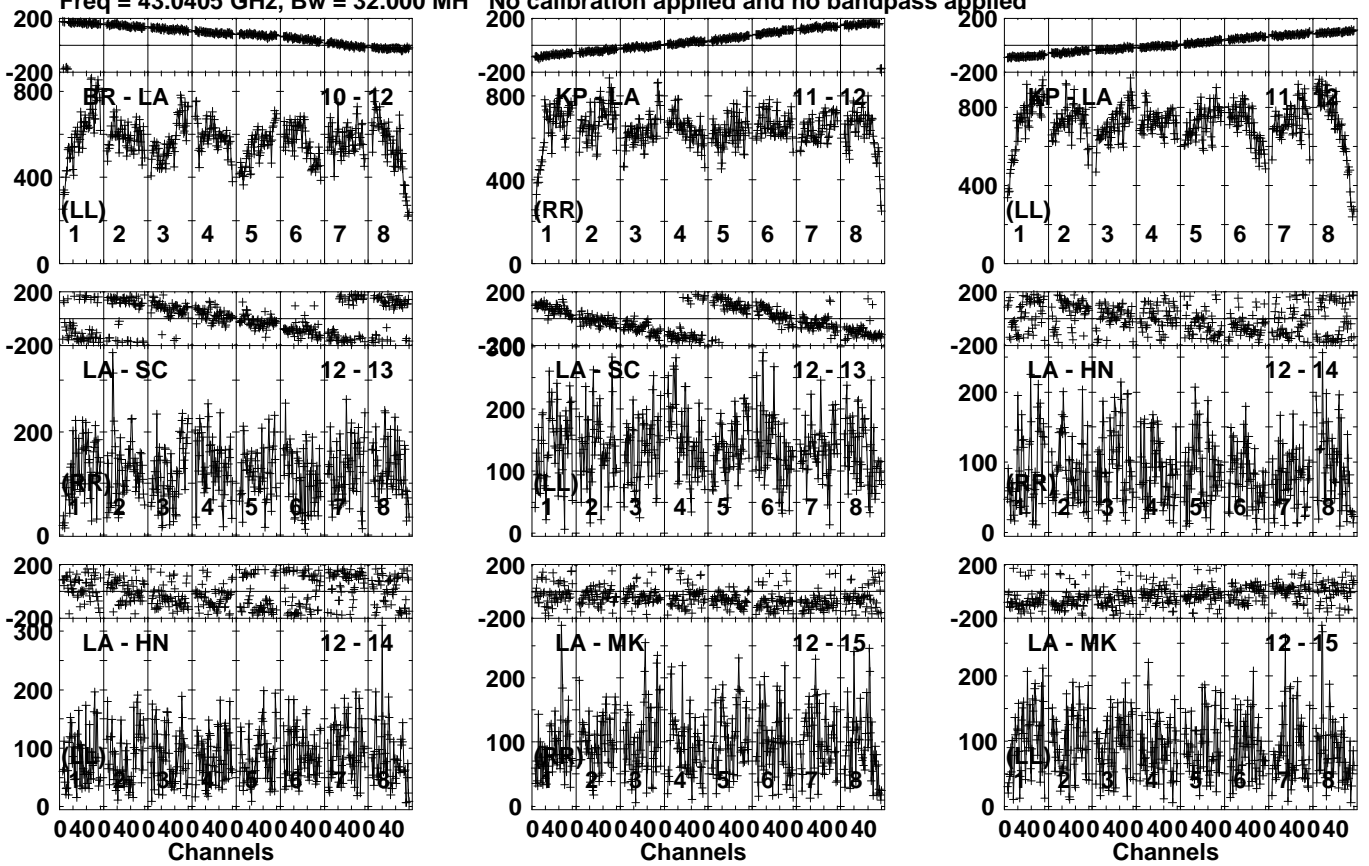
Lower frame: Milli Ampl Jy Top frame: Phas deg  
 Vector averaged cross-power spectrum Several baselines displayed  
 Timerange: 01/06:05:01 to 01/06:08:00

Plot file version 276 created 22-JUL-2021 03:08:54

3C273 GK053.UVDATA.1

Freq = 43.0405 GHz, Bw = 32.000 MH

No calibration applied and no bandpass applied



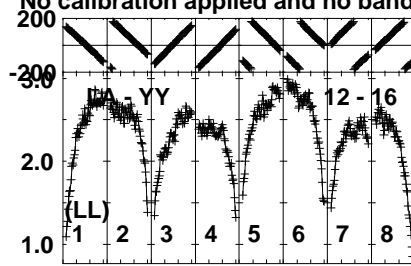
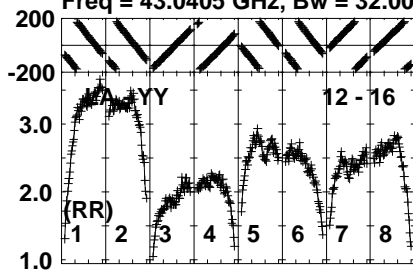
Lower frame: Micro Ampl Jy Top frame: Phas deg  
Vector averaged cross-power spectrum Several baselines displayed  
Timerange: 01/06:05:01 to 01/06:08:00

Plot file version 277 created 22-JUL-2021 03:08:55

3C273 GK053.UVDATA.1

Freq = 43.0405 GHz, Bw = 32.000 MH

No calibration applied and no bandpass applied



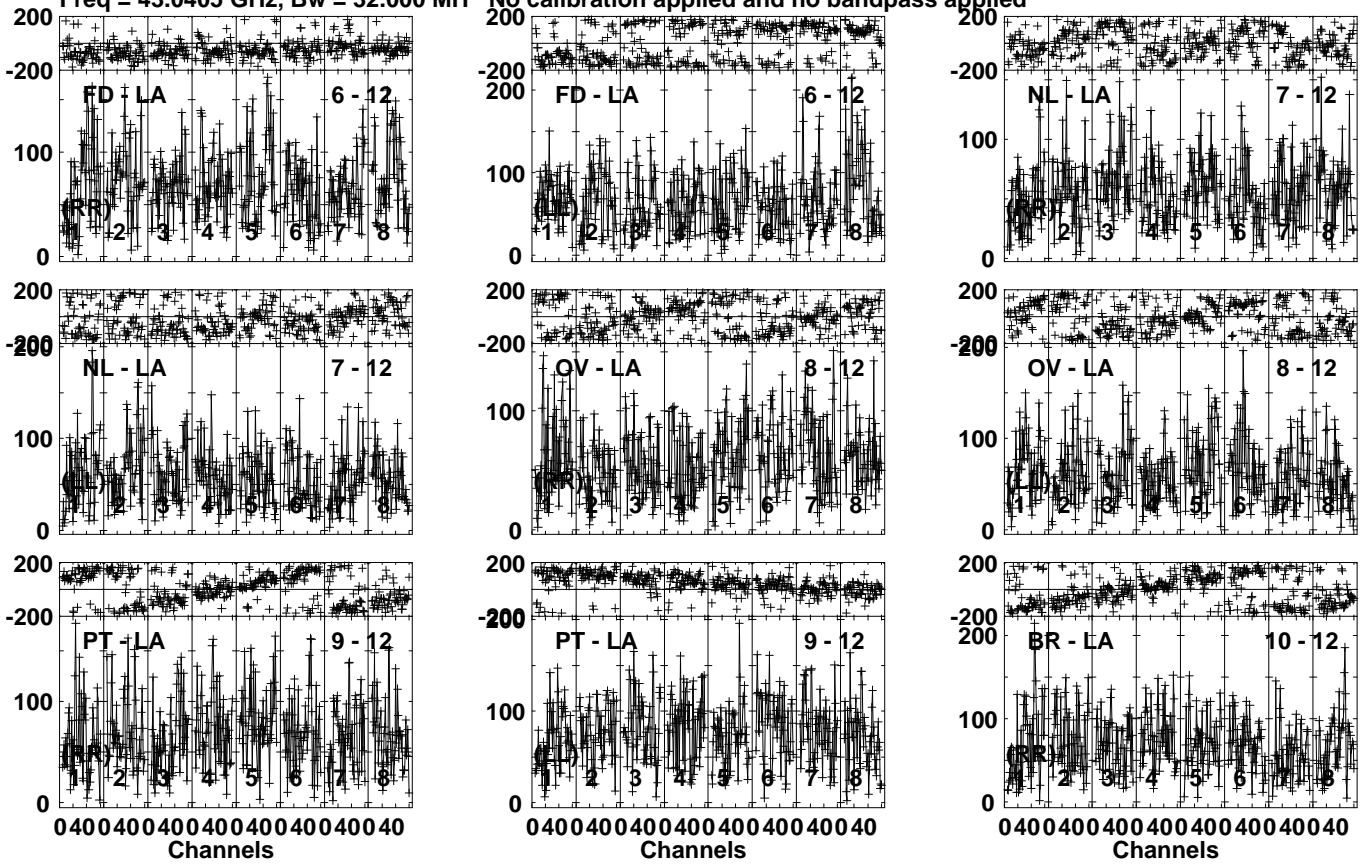
Lower frame: Milli Ampl Jy Top frame: Phas deg  
Vector averaged cross-power spectrum Several baselines displayed  
Timerange: 01/06:05:01 to 01/06:08:00

Plot file version 278 created 22-JUL-2021 03:09:01

M87 GK053.UVDATA.1

Freq = 43.0405 GHz, Bw = 32.000 MH

No calibration applied and no bandpass applied



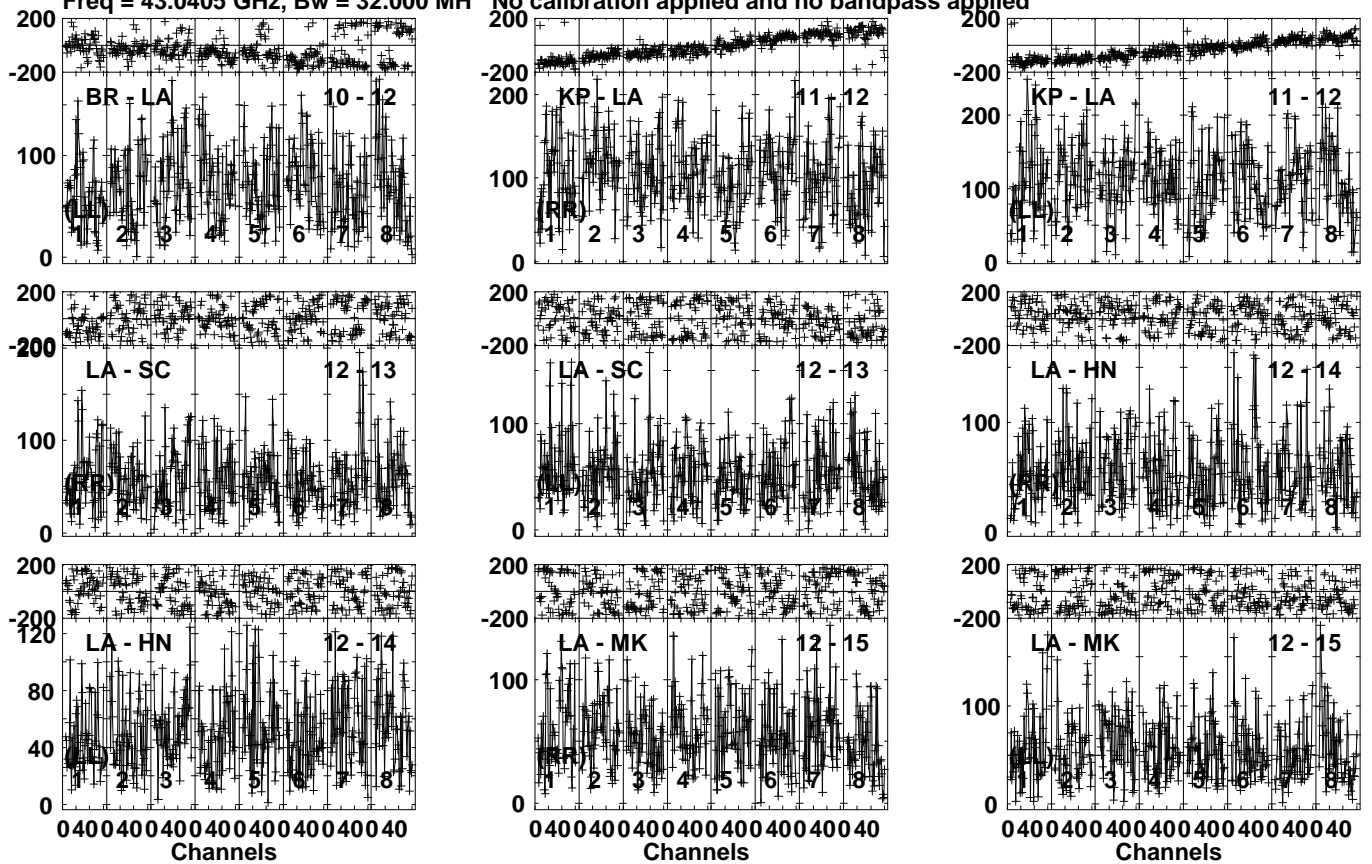
Lower frame: Micro Ampl Jy Top frame: Phas deg  
Vector averaged cross-power spectrum Several baselines displayed  
Timerange: 01/06:09:00 to 01/06:15:00

Plot file version 279 created 22-JUL-2021 03:09:02

M87 GK053.UVDATA.1

Freq = 43.0405 GHz, Bw = 32.000 MH

No calibration applied and no bandpass applied



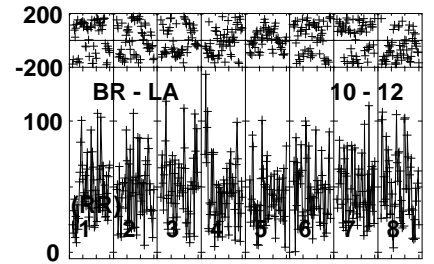
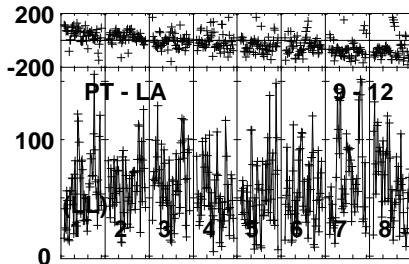
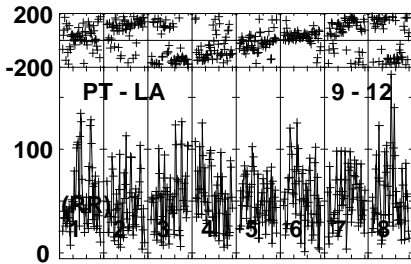
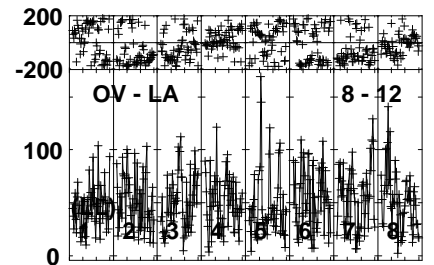
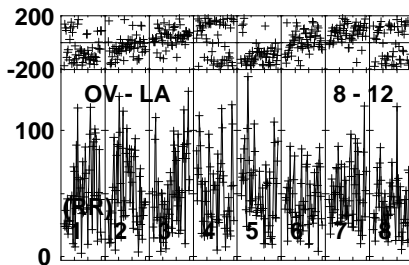
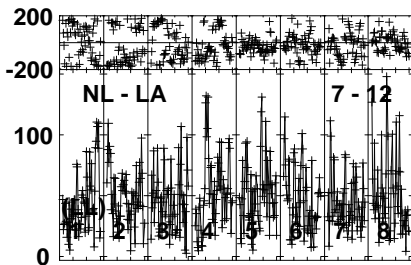
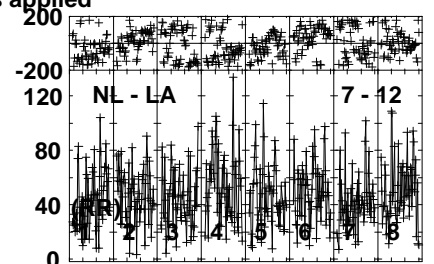
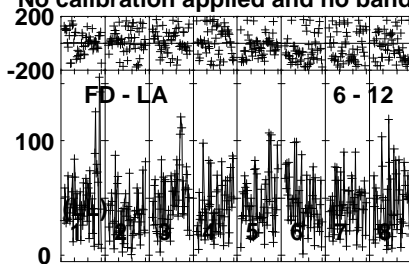
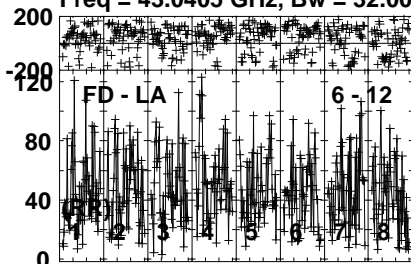
Lower frame: Micro Ampl Jy Top frame: Phas deg  
Vector averaged cross-power spectrum Several baselines displayed  
Timerange: 01/06:09:00 to 01/06:15:00

Plot file version 280 created 22-JUL-2021 03:09:07

M87 GK053.UVDATA.1

Freq = 43.0405 GHz, Bw = 32.000 MH

No calibration applied and no bandpass applied



Lower frame: Micro Ampl Jy Top frame: Phas deg  
Vector averaged cross-power spectrum Several baselines displayed  
Timerange: 01/06:16:01 to 01/06:25:59

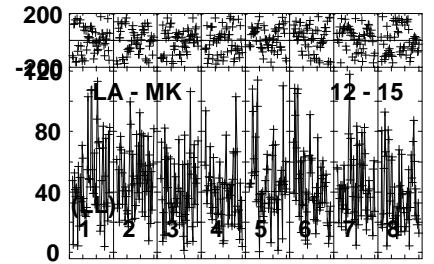
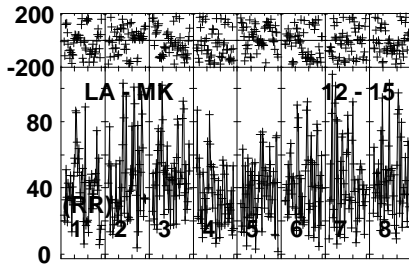
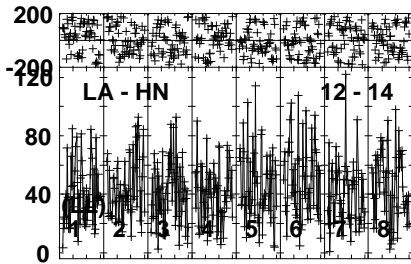
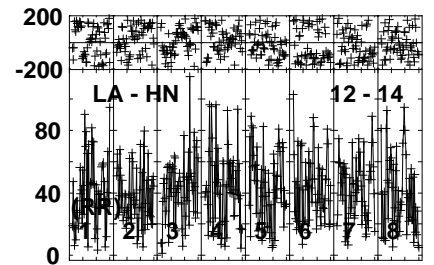
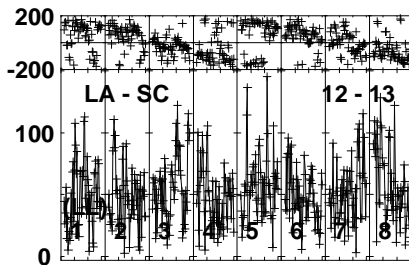
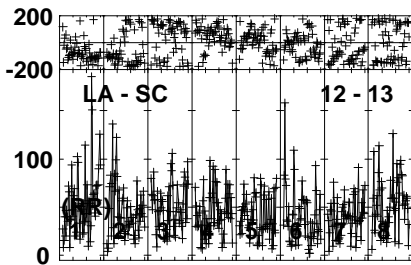
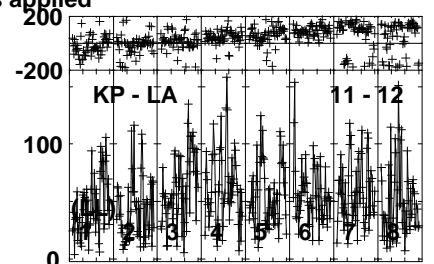
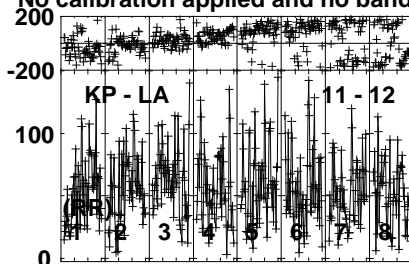
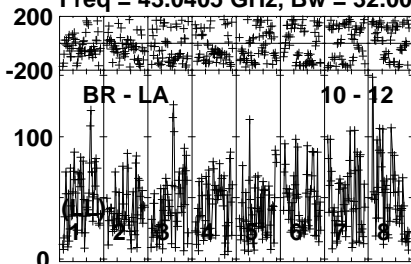


Plot file version 281 created 22-JUL-2021 03:09:07

M87 GK053.UVDATA.1

Freq = 43.0405 GHz, Bw = 32.000 MH

No calibration applied and no bandpass applied



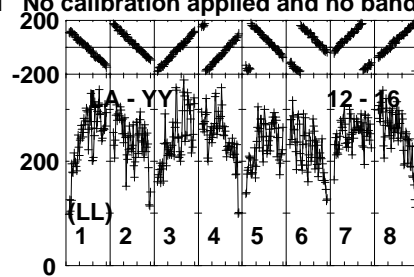
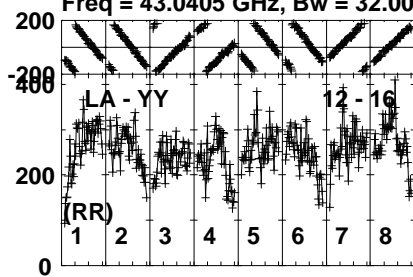
Lower frame: Micro Ampl Jy Top frame: Phas deg  
Vector averaged cross-power spectrum Several baselines displayed  
Timerange: 01/06:16:01 to 01/06:25:59

Plot file version 282 created 22-JUL-2021 03:09:08

M87 GK053.UVDATA.1

Freq = 43.0405 GHz, Bw = 32.000 MH

No calibration applied and no bandpass applied



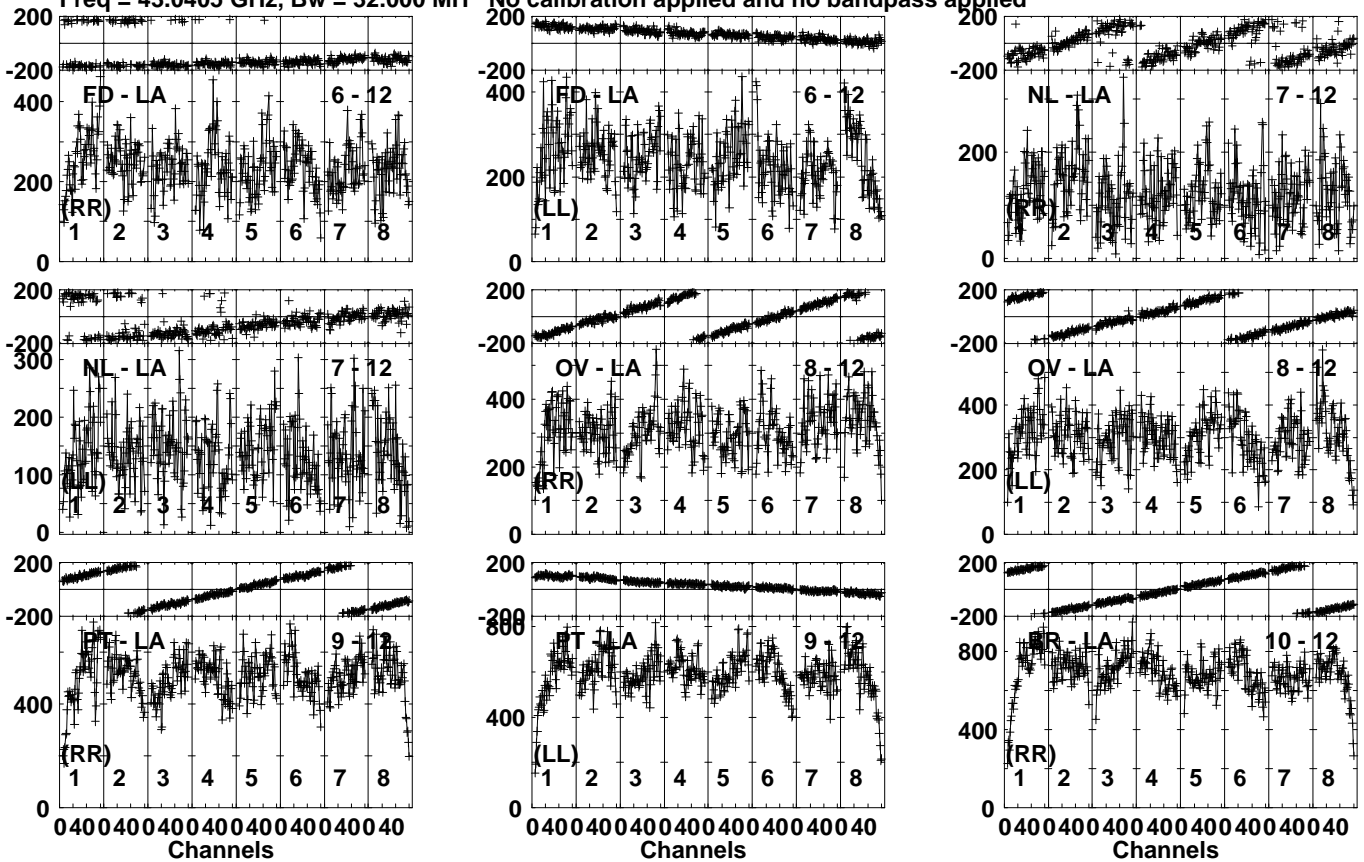
Lower frame: Micro Ampl Jy Top frame: Phas deg  
Vector averaged cross-power spectrum Several baselines displayed  
Timerange: 01/06:16:01 to 01/06:25:59

Plot file version 283 created 22-JUL-2021 03:09:14

3C273 GK053.UVDATA.1

Freq = 43.0405 GHz, Bw = 32.000 MH

No calibration applied and no bandpass applied



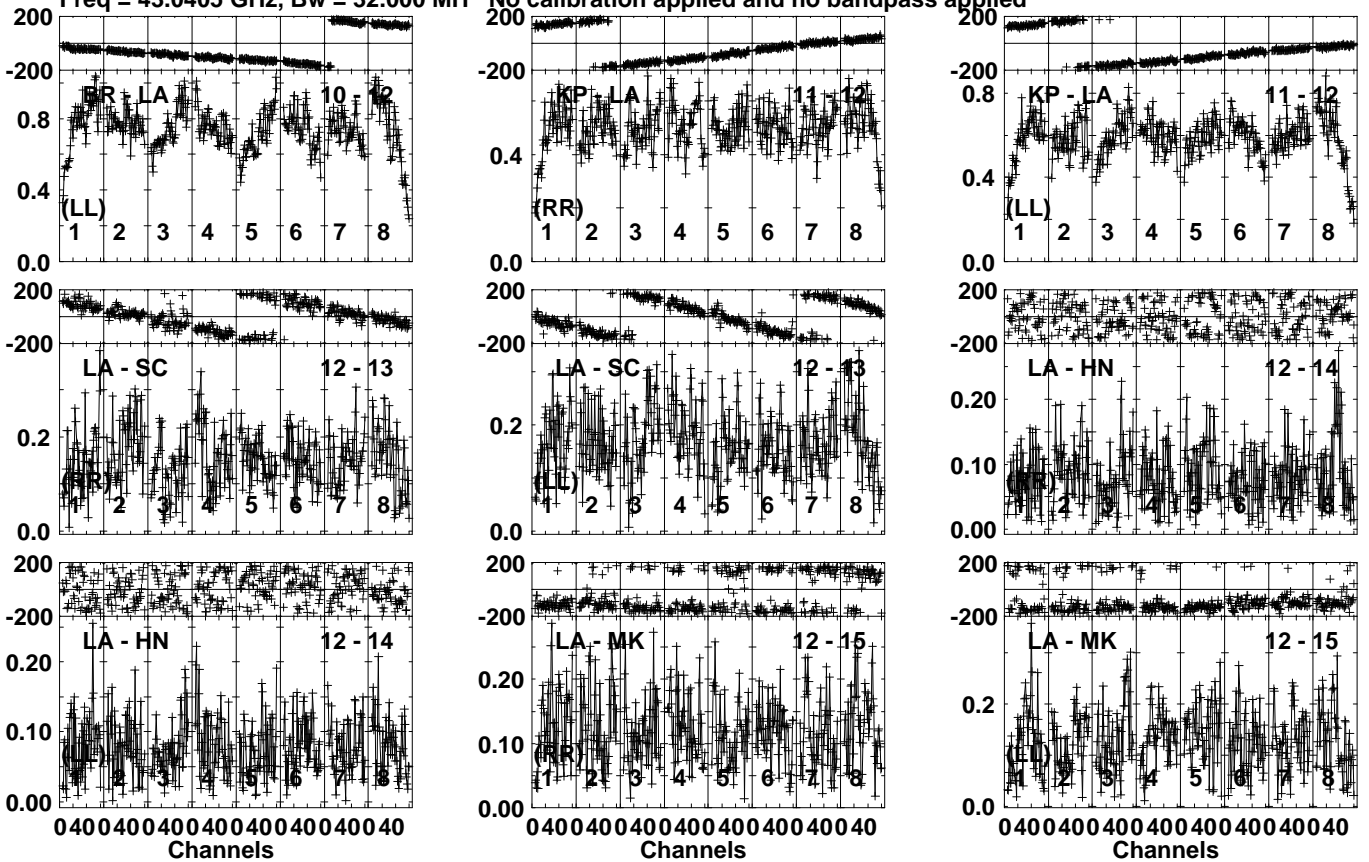
Lower frame: Micro Ampl Jy Top frame: Phas deg  
Vector averaged cross-power spectrum Several baselines displayed  
Timerange: 01/06:27:00 to 01/06:29:59

Plot file version 284 created 22-JUL-2021 03:09:14

3C273 GK053.UVDATA.1

Freq = 43.0405 GHz, Bw = 32.000 MH

No calibration applied and no bandpass applied



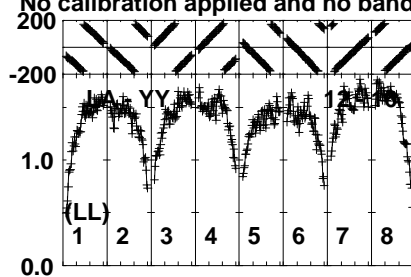
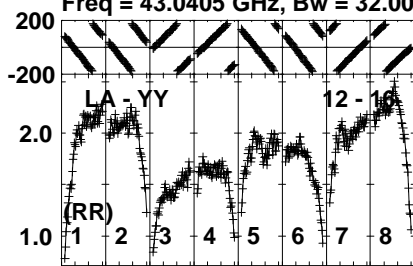
Lower frame: Milli Ampl Jy Top frame: Phas deg  
Vector averaged cross-power spectrum Several baselines displayed  
Timerange: 01/06:27:00 to 01/06:29:59

Plot file version 285 created 22-JUL-2021 03:09:15

3C273 GK053.UVDATA.1

Freq = 43.0405 GHz, Bw = 32.000 MH

No calibration applied and no bandpass applied



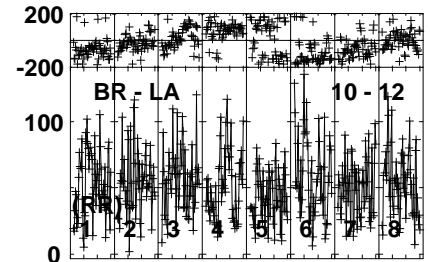
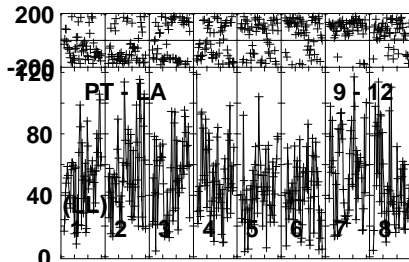
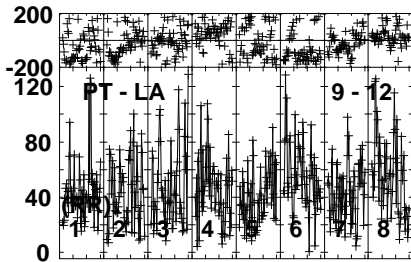
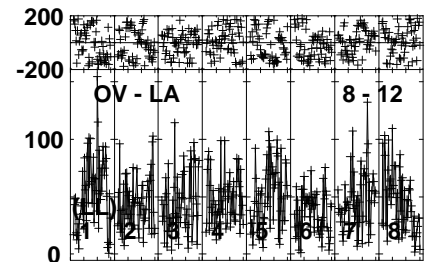
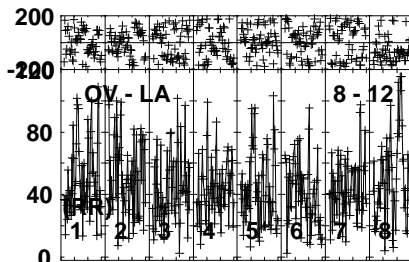
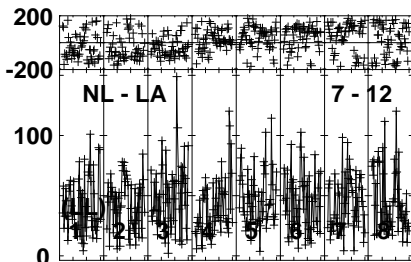
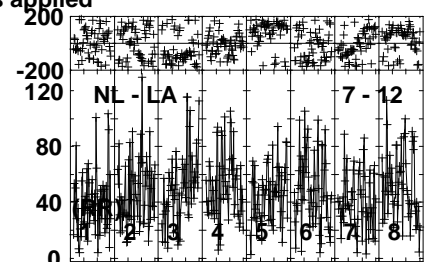
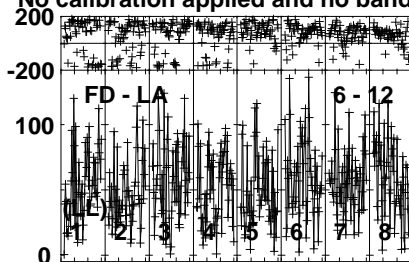
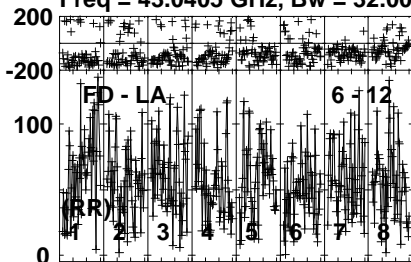
Lower frame: Milli Ampl Jy Top frame: Phas deg  
Vector averaged cross-power spectrum Several baselines displayed  
Timerange: 01/06:27:00 to 01/06:29:59

Plot file version 286 created 22-JUL-2021 03:09:18

M87 GK053.UVDATA.1

Freq = 43.0405 GHz, Bw = 32.000 MH

No calibration applied and no bandpass applied



040040040040040040040040

Channels

Lower frame: Micro Ampl Jy Top frame: Phas deg

Vector averaged cross-power spectrum Several baselines displayed

Timerange: 01/06:31:01 to 01/06:41:00

040040040040040040040040

Channels

040040040040040040040040

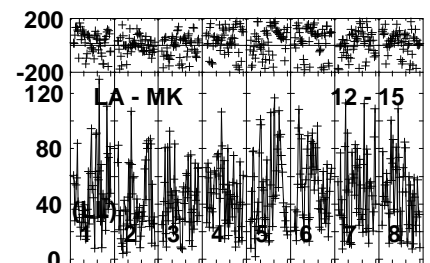
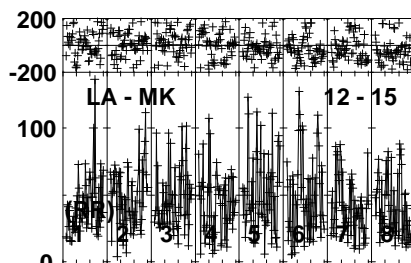
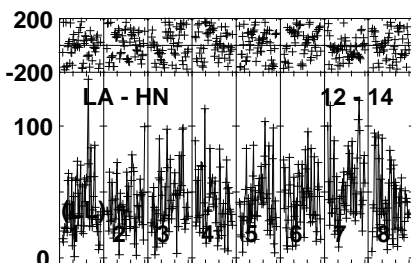
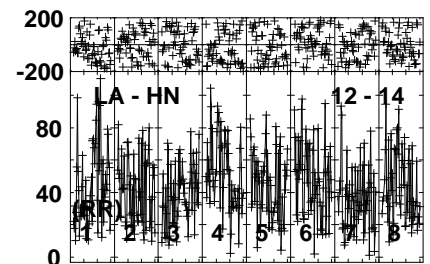
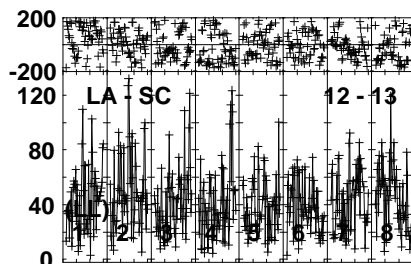
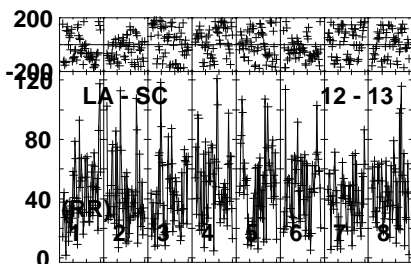
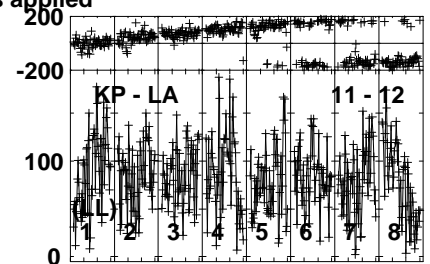
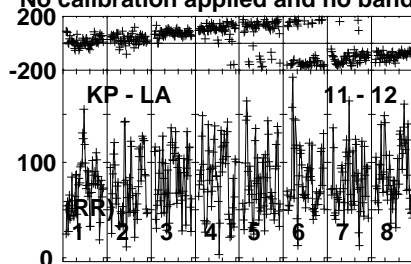
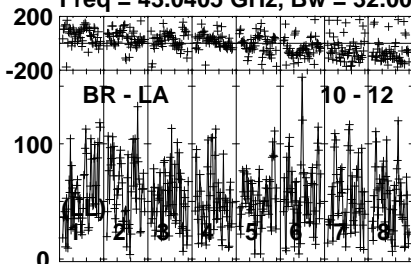
Channels

Plot file version 287 created 22-JUL-2021 03:09:19

M87 GK053.UVDATA.1

Freq = 43.0405 GHz, Bw = 32.000 MH

No calibration applied and no bandpass applied



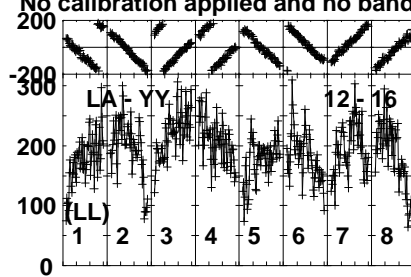
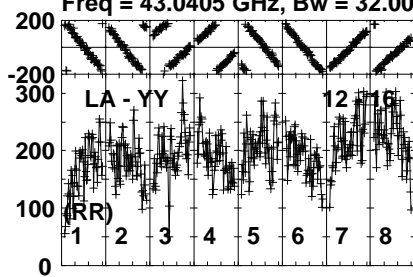
Lower frame: Micro Ampl Jy Top frame: Phas deg  
Vector averaged cross-power spectrum Several baselines displayed  
Timerange: 01/06:31:01 to 01/06:41:00

Plot file version 288 created 22-JUL-2021 03:09:20

M87 GK053.UVDATA.1

Freq = 43.0405 GHz, Bw = 32.000 MH

No calibration applied and no bandpass applied



Lower frame: Micro Ampl Jy Top frame: Phas deg  
Vector averaged cross-power spectrum Several baselines displayed  
Timerange: 01/06:31:01 to 01/06:41:00

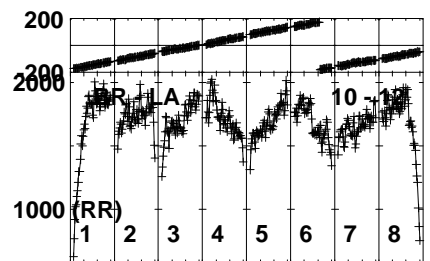
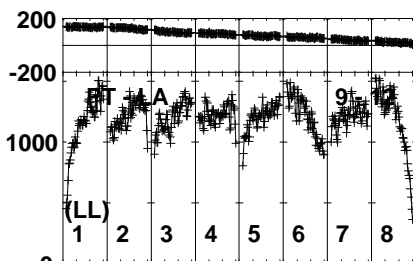
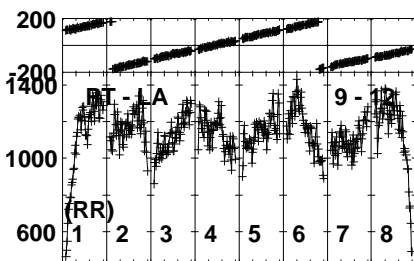
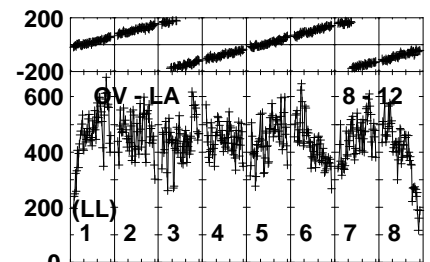
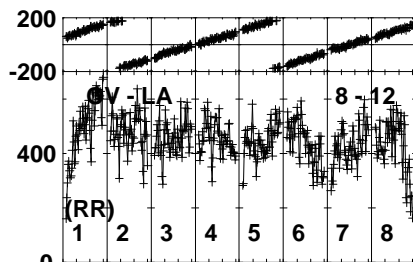
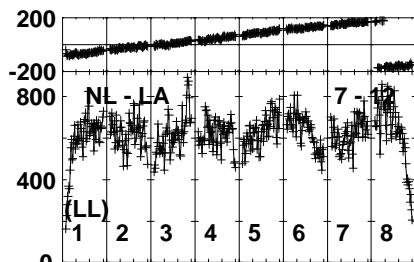
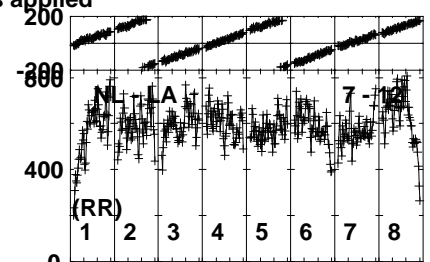
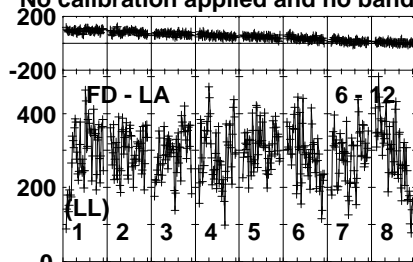
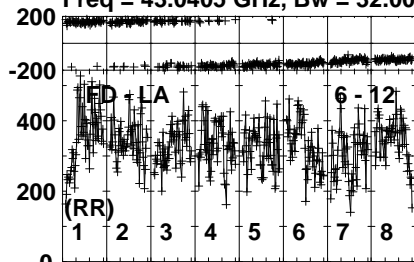


Plot file version 289 created 22-JUL-2021 03:09:25

3C279 GK053.UVDATA.1

Freq = 43.0405 GHz, Bw = 32.000 MH

No calibration applied and no bandpass applied



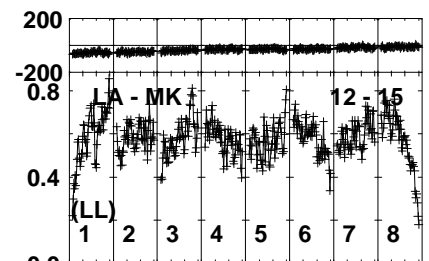
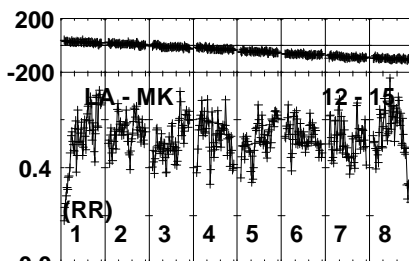
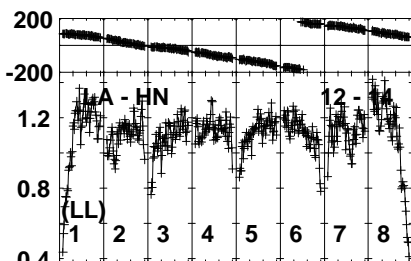
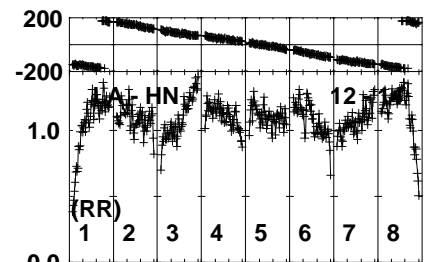
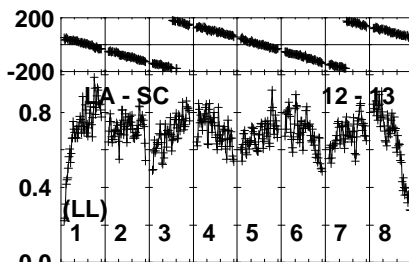
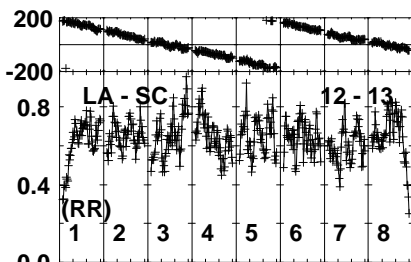
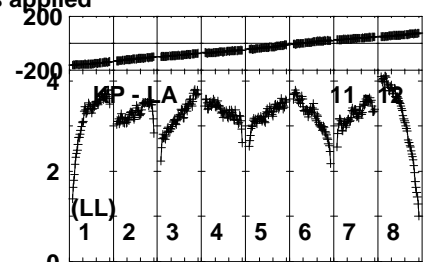
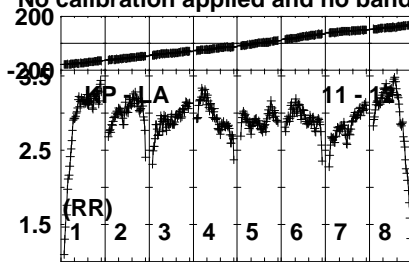
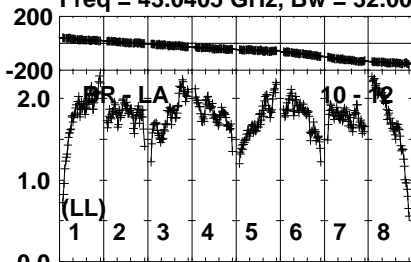
Lower frame: Micro Ampl Jy Top frame: Phas deg  
Vector averaged cross-power spectrum Several baselines displayed  
Timerange: 01/06:42:30 to 01/06:45:29

Plot file version 290 created 22-JUL-2021 03:09:26

3C279 GK053.UVDATA.1

Freq = 43.0405 GHz, Bw = 32.000 MH

No calibration applied and no bandpass applied



Lower frame: Milli Ampl Jy Top frame: Phas deg

Vector averaged cross-power spectrum Several baselines displayed

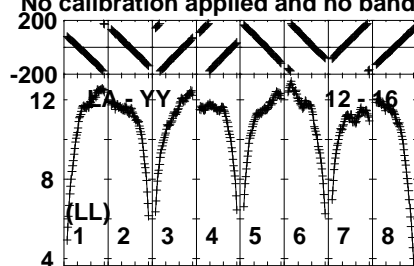
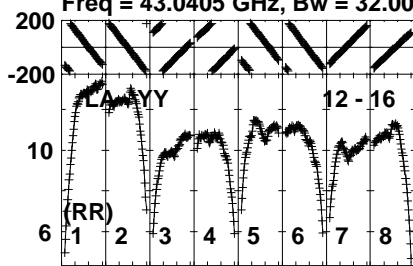
Timerange: 01/06:42:30 to 01/06:45:29

Plot file version 291 created 22-JUL-2021 03:09:27

3C279 GK053.UVDATA.1

Freq = 43.0405 GHz, Bw = 32.000 MH

No calibration applied and no bandpass applied



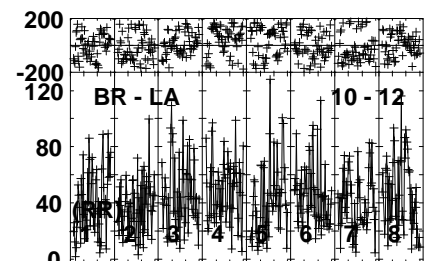
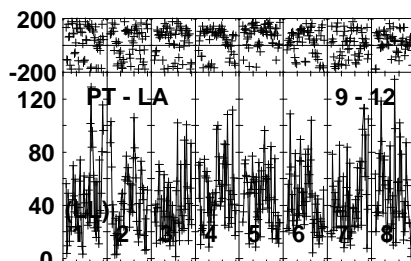
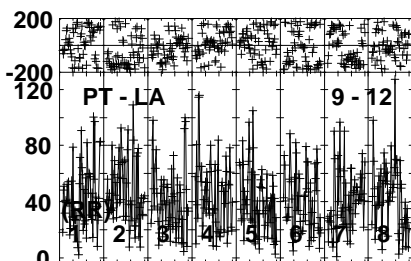
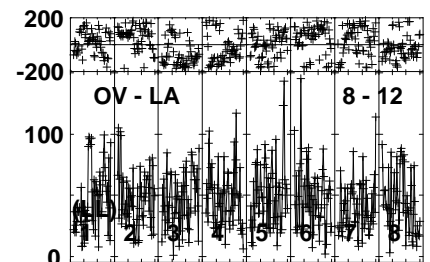
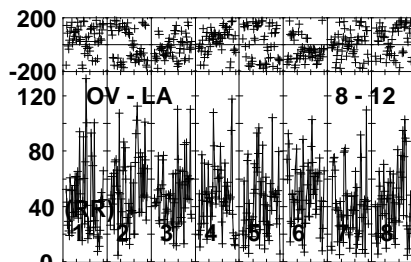
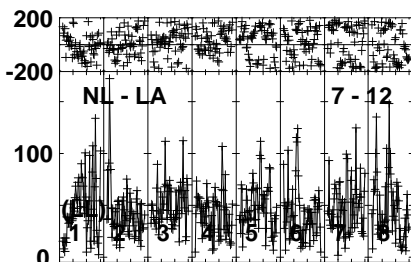
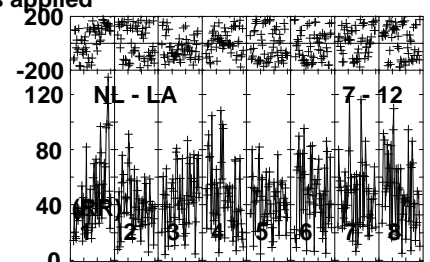
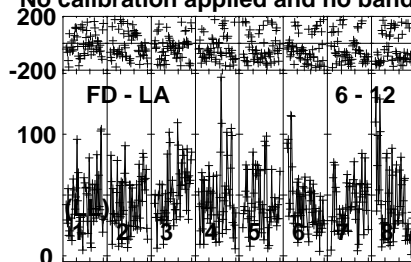
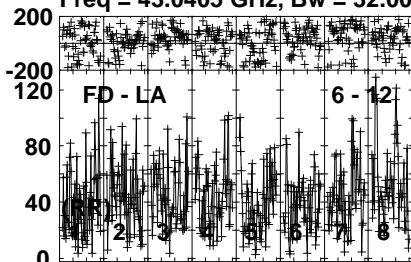
Lower frame: Milli Ampl Jy Top frame: Phas deg  
Vector averaged cross-power spectrum Several baselines displayed  
Timerange: 01/06:42:30 to 01/06:45:29

Plot file version 292 created 22-JUL-2021 03:09:31

M87 GK053.UVDATA.1

Freq = 43.0405 GHz, Bw = 32.000 MH

No calibration applied and no bandpass applied



040040040040040040040040  
Channels

040040040040040040040040  
Channels

040040040040040040040040  
Channels

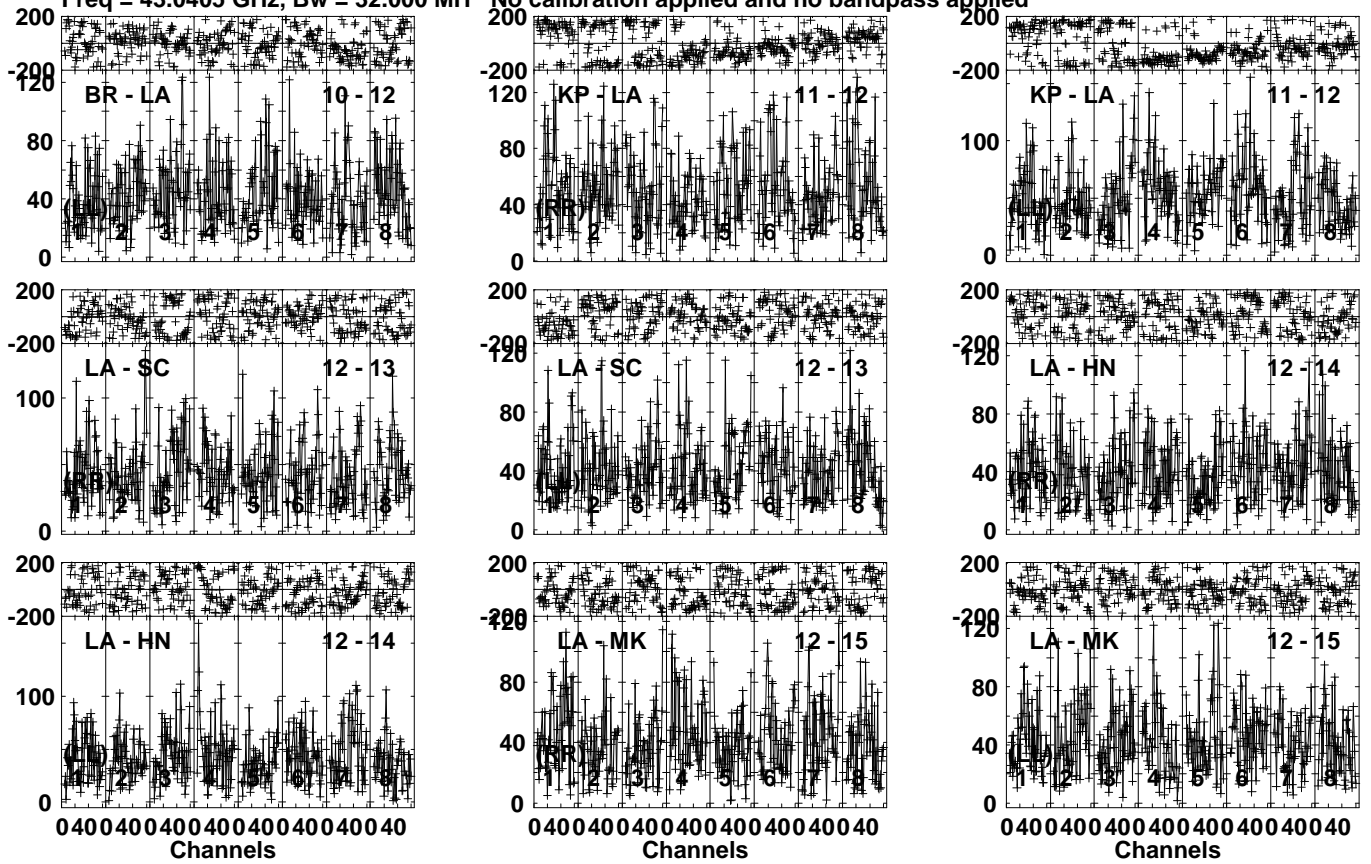
Lower frame: Micro Ampl Jy Top frame: Phas deg  
Vector averaged cross-power spectrum Several baselines displayed  
Timerange: 01/06:47:01 to 01/06:56:59

Plot file version 293 created 22-JUL-2021 03:09:32

M87 GK053.UVDATA.1

Freq = 43.0405 GHz, Bw = 32.000 MH

No calibration applied and no bandpass applied



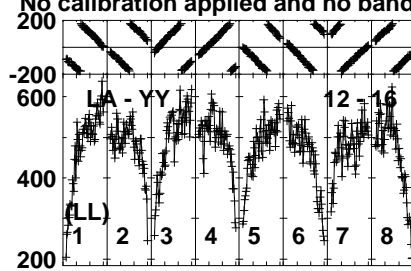
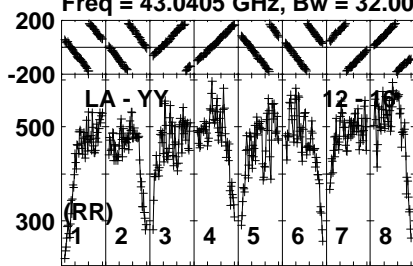
Lower frame: Micro Ampl Jy Top frame: Phas deg  
Vector averaged cross-power spectrum Several baselines displayed  
Timerange: 01/06:47:01 to 01/06:56:59

Plot file version 294 created 22-JUL-2021 03:09:33

M87 GK053.UVDATA.1

Freq = 43.0405 GHz, Bw = 32.000 MH

No calibration applied and no bandpass applied



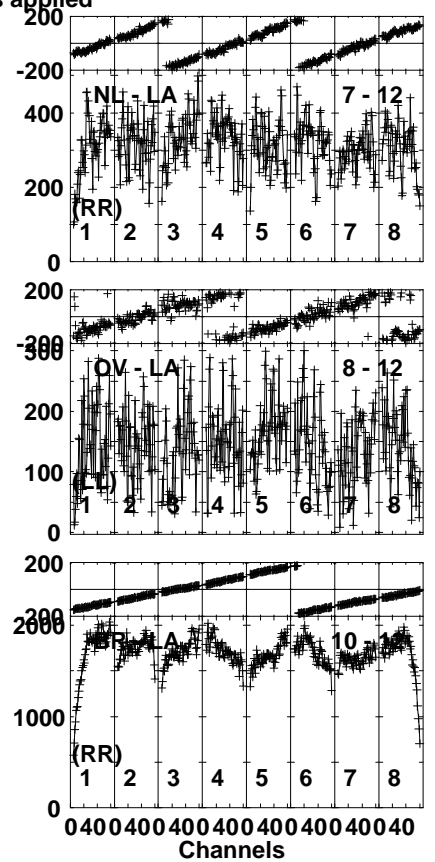
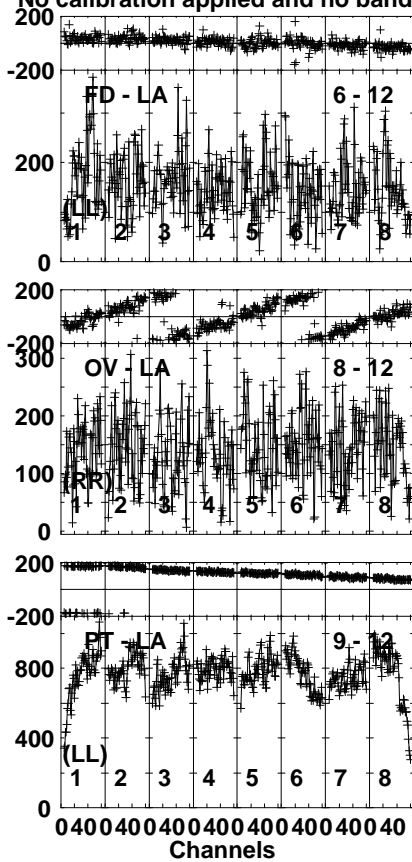
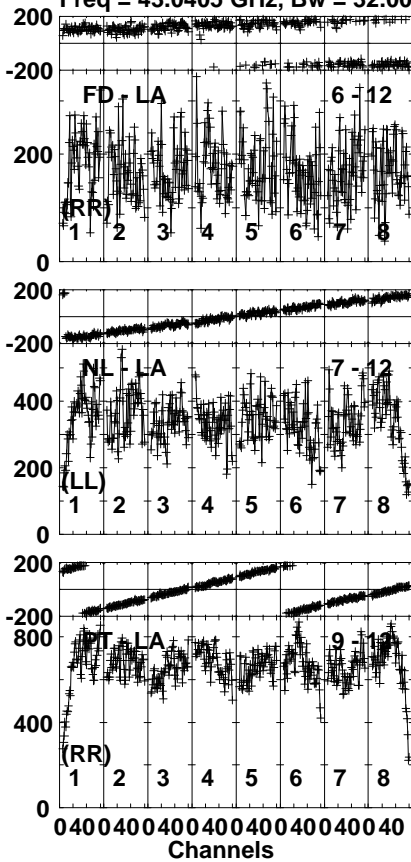
Lower frame: Micro Ampl Jy Top frame: Phas deg  
Vector averaged cross-power spectrum Several baselines displayed  
Timerange: 01/06:47:01 to 01/06:56:59

Plot file version 295 created 22-JUL-2021 03:09:36

3C273 GK053.UVDATA.1

Freq = 43.0405 GHz, Bw = 32.000 MH

No calibration applied and no bandpass applied



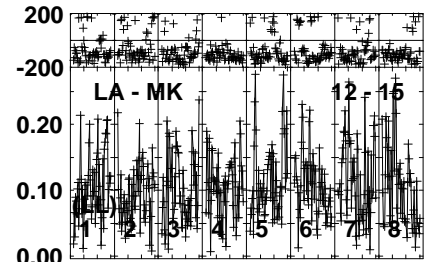
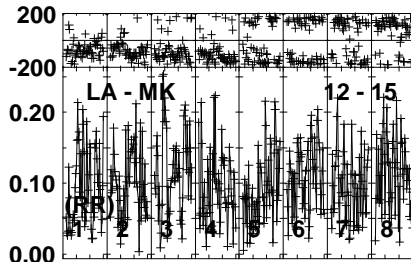
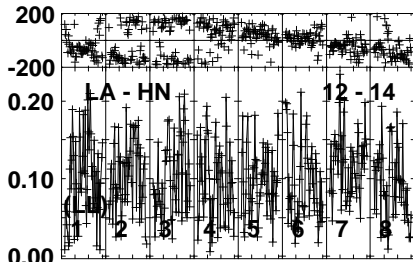
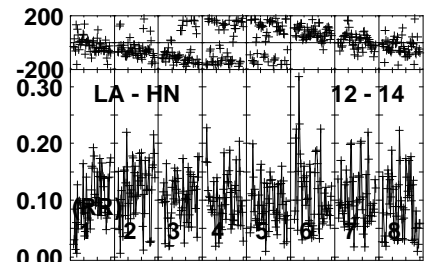
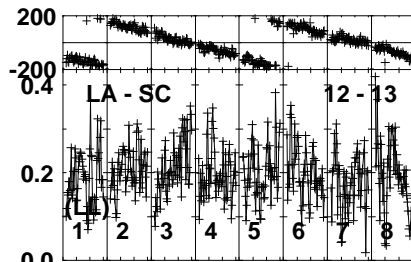
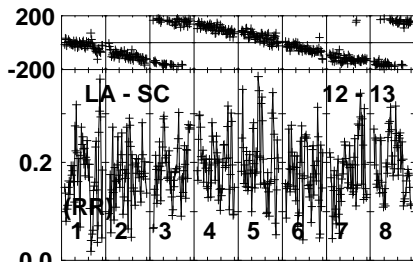
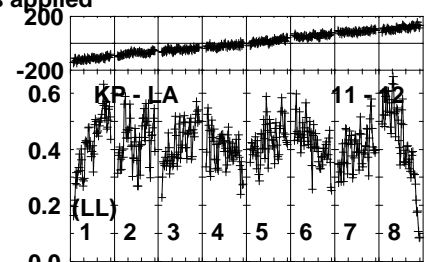
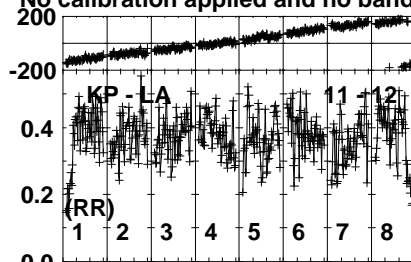
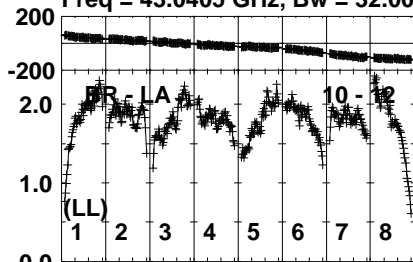
Lower frame: Micro Ampl Jy Top frame: Phas deg  
Vector averaged cross-power spectrum Several baselines displayed  
Timerange: 01/06:58:00 to 01/07:00:59

Plot file version 296 created 22-JUL-2021 03:09:37

3C273 GK053.UVDATA.1

Freq = 43.0405 GHz, Bw = 32.000 MH

No calibration applied and no bandpass applied



Lower frame: Milli Ampl Jy Top frame: Phas deg

Vector averaged cross-power spectrum Several baselines displayed

Timerange: 01/06:58:00 to 01/07:00:59

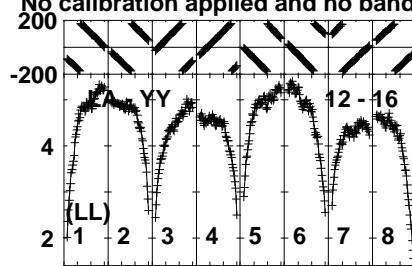
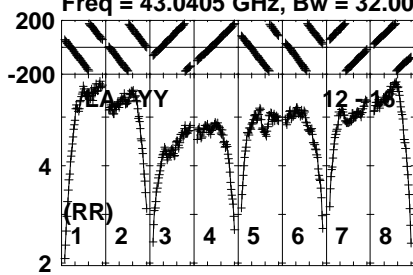


Plot file version 297 created 22-JUL-2021 03:09:37

3C273 GK053.UVDATA.1

Freq = 43.0405 GHz, Bw = 32.000 MH

No calibration applied and no bandpass applied



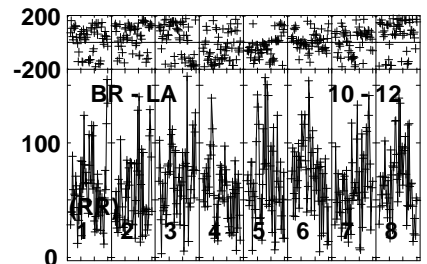
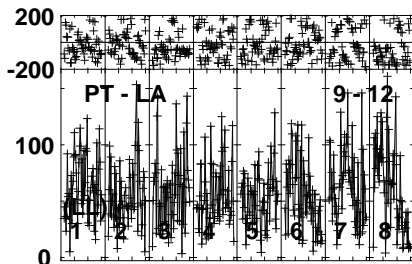
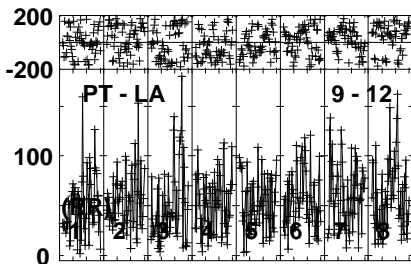
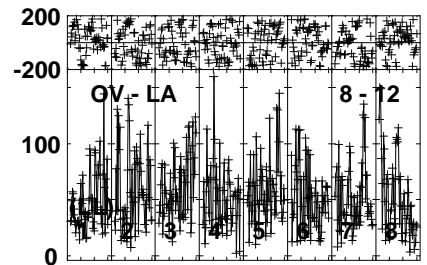
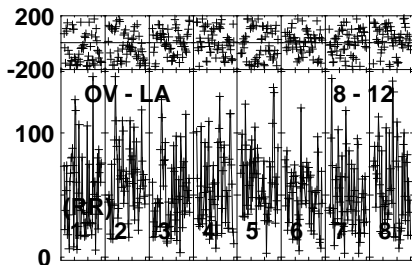
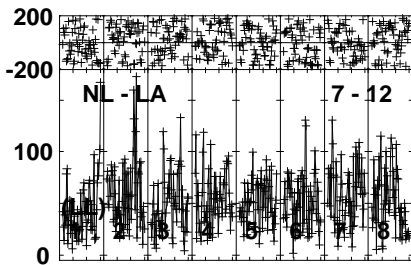
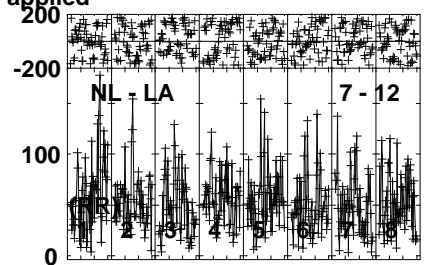
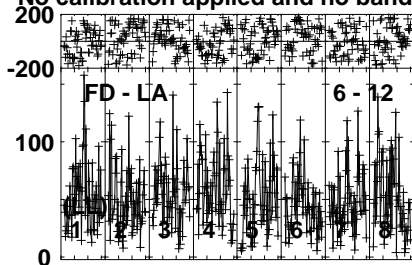
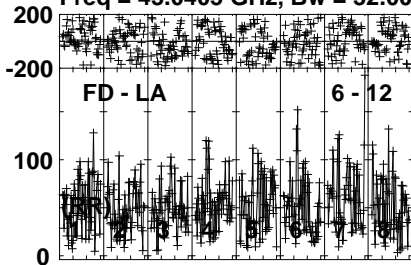
Lower frame: Milli Ampl Jy Top frame: Phas deg  
Vector averaged cross-power spectrum Several baselines displayed  
Timerange: 01/06:58:00 to 01/07:00:59

Plot file version 298 created 22-JUL-2021 03:09:43

M87 GK053.UVDATA.1

Freq = 43.0405 GHz, Bw = 32.000 MH

No calibration applied and no bandpass applied



040040040040040040040040  
Channels

040040040040040040040040  
Channels

040040040040040040040040  
Channels

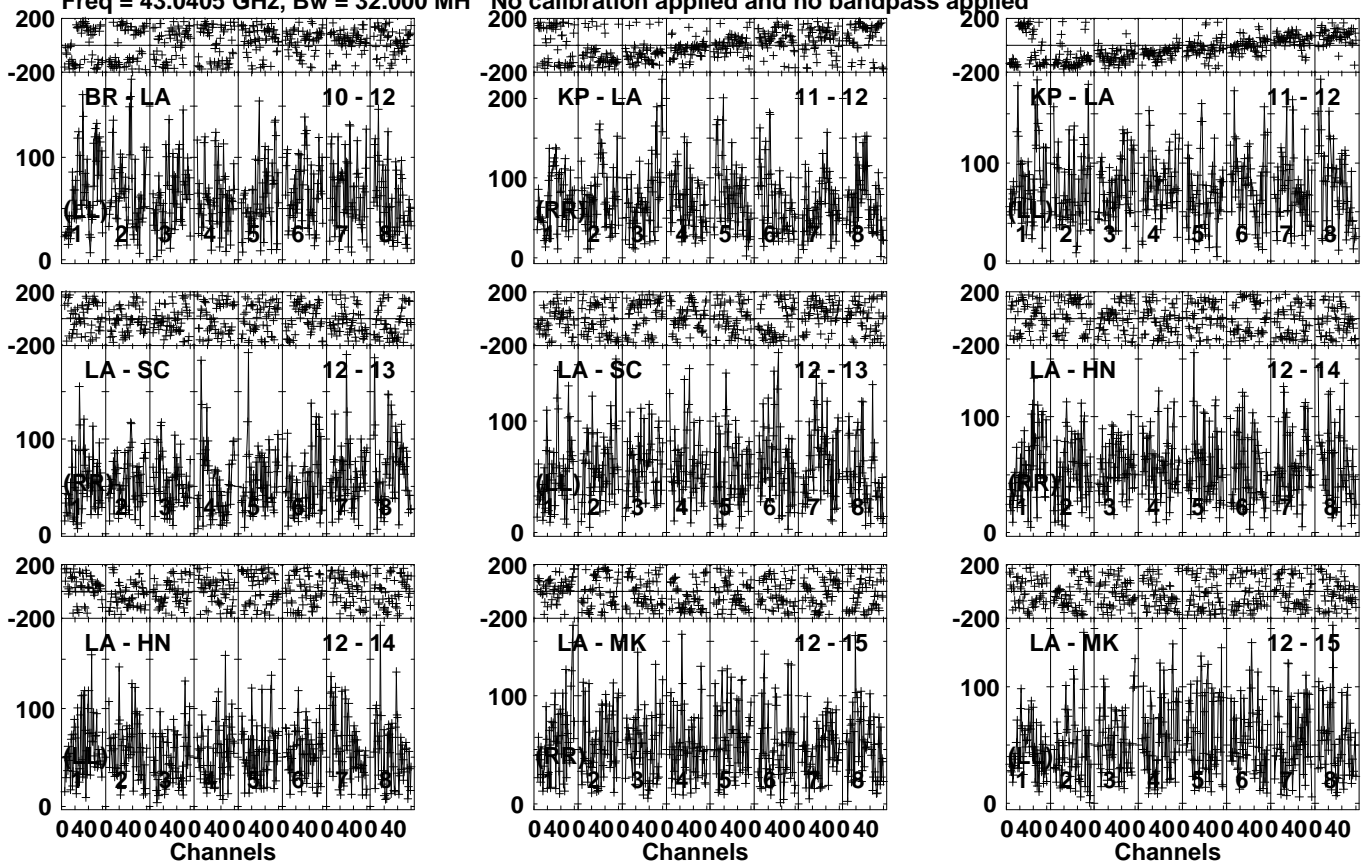
Lower frame: Micro Ampl Jy Top frame: Phas deg  
Vector averaged cross-power spectrum Several baselines displayed  
Timerange: 01/07:02:00 to 01/07:07:59

Plot file version 299 created 22-JUL-2021 03:09:44

M87 GK053.UVDATA.1

Freq = 43.0405 GHz, Bw = 32.000 MH

No calibration applied and no bandpass applied



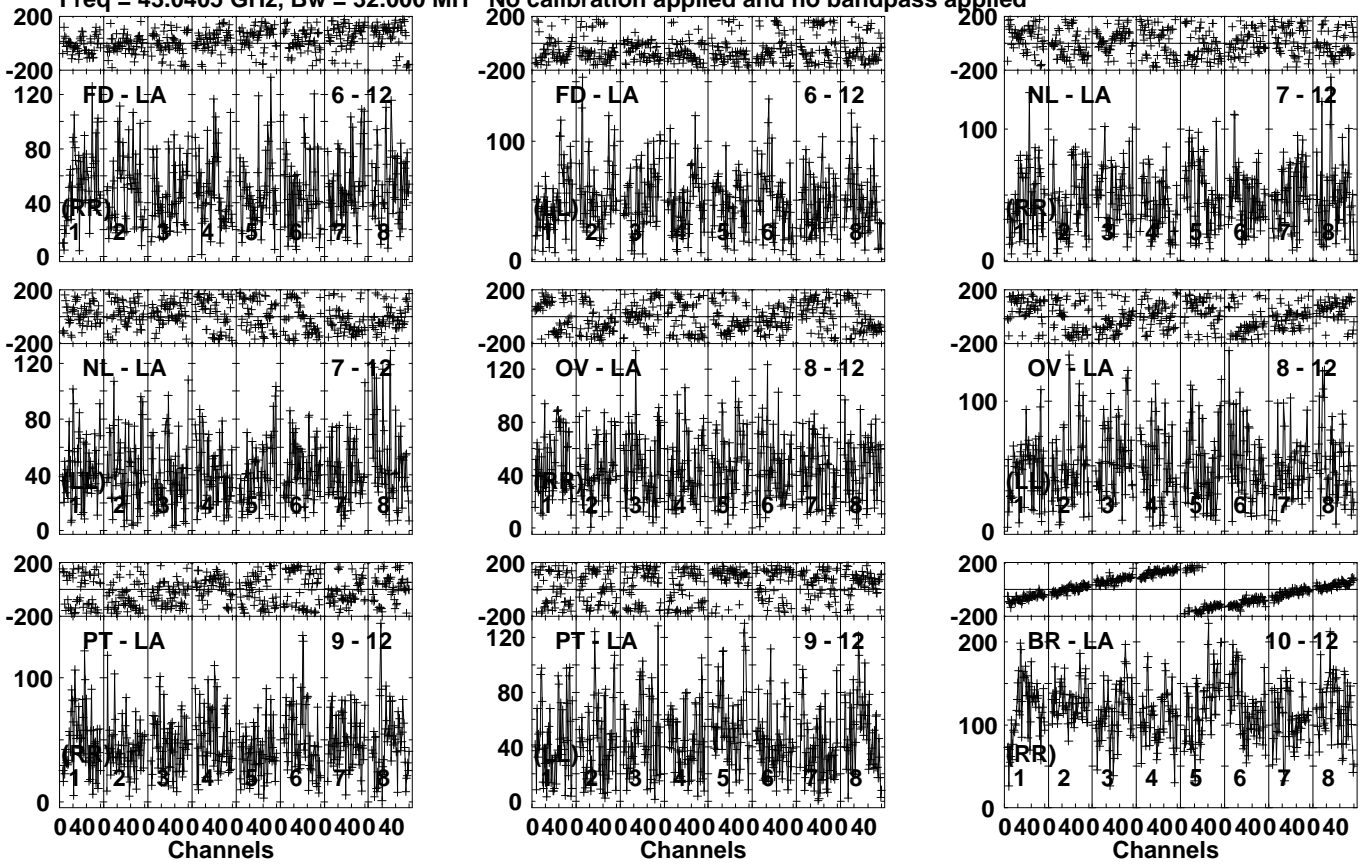
Lower frame: Micro Ampl Jy Top frame: Phas deg  
Vector averaged cross-power spectrum Several baselines displayed  
Timerange: 01/07:02:00 to 01/07:07:59

Plot file version 300 created 22-JUL-2021 03:09:49

M87 GK053.UVDATA.1

Freq = 43.0405 GHz, Bw = 32.000 MH

No calibration applied and no bandpass applied



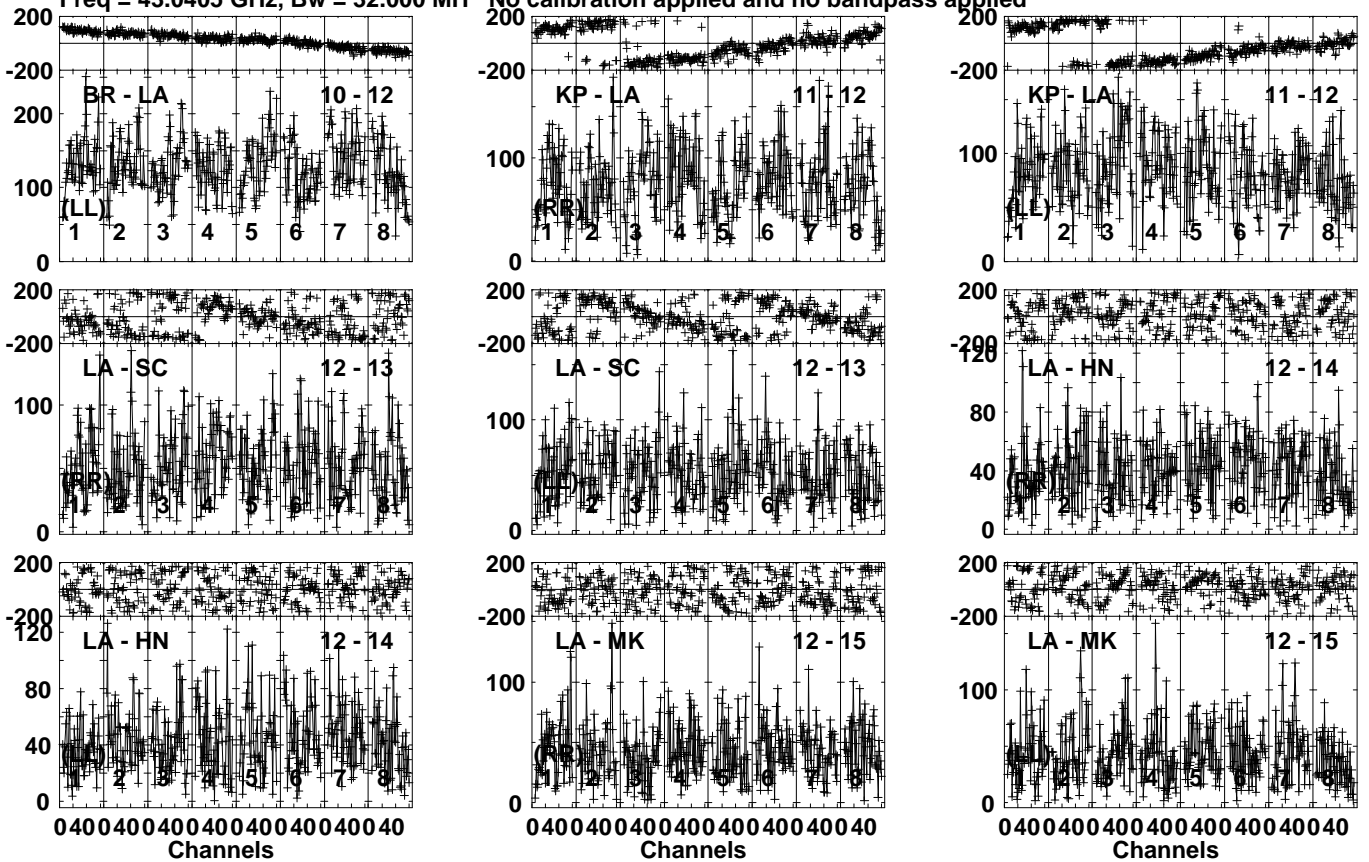
Lower frame: Micro Ampl Jy Top frame: Phas deg  
Vector averaged cross-power spectrum Several baselines displayed  
Timerange: 01/07:09:01 to 01/07:19:00

Plot file version 301 created 22-JUL-2021 03:09:49

M87 GK053.UVDATA.1

Freq = 43.0405 GHz, Bw = 32.000 MH

No calibration applied and no bandpass applied



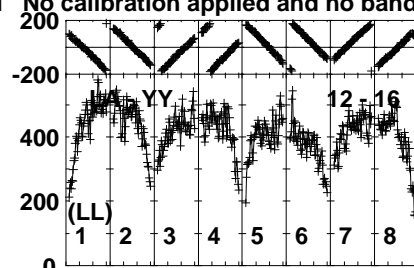
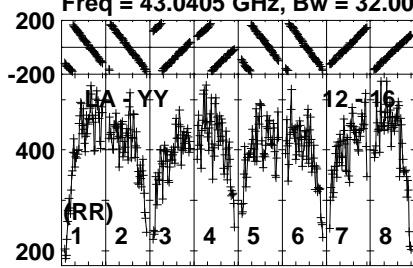
Lower frame: Micro Ampl Jy Top frame: Phas deg  
Vector averaged cross-power spectrum Several baselines displayed  
Timerange: 01/07:09:01 to 01/07:19:00

Plot file version 302 created 22-JUL-2021 03:09:50

M87 GK053.UVDATA.1

Freq = 43.0405 GHz, Bw = 32.000 MH

No calibration applied and no bandpass applied



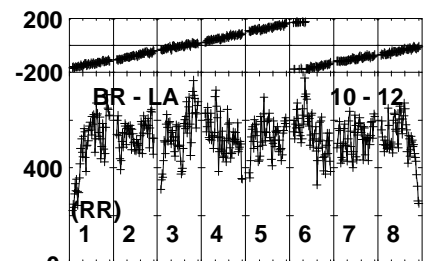
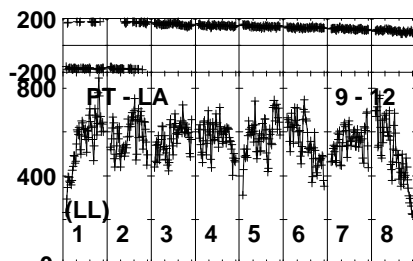
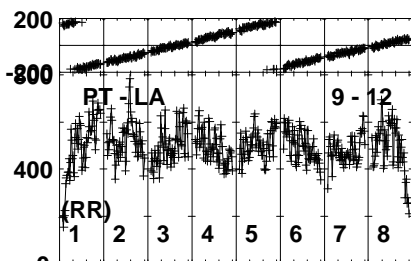
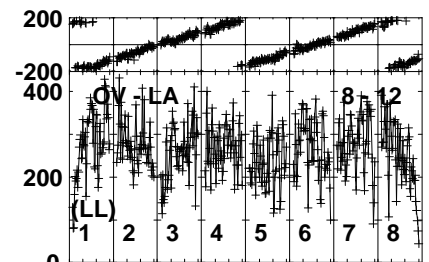
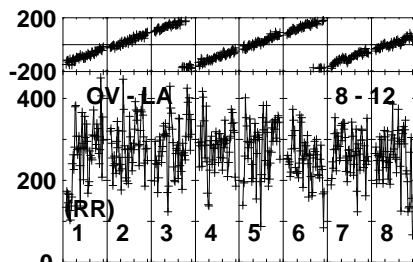
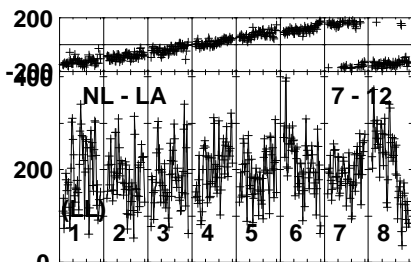
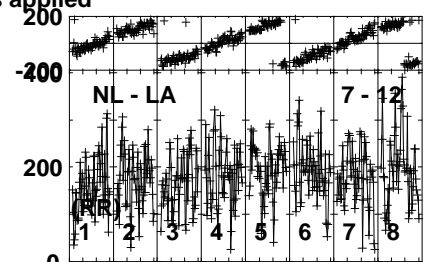
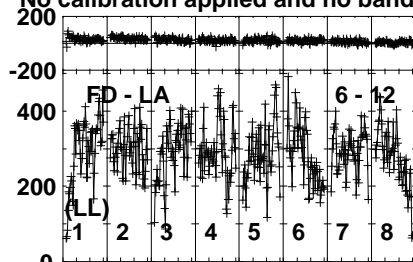
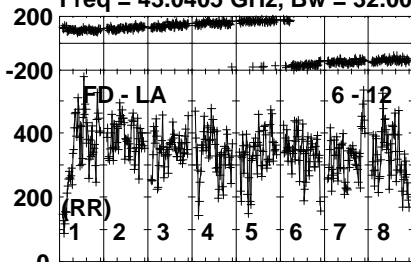
Lower frame: Micro Ampl Jy Top frame: Phas deg  
Vector averaged cross-power spectrum Several baselines displayed  
Timerange: 01/07:09:01 to 01/07:19:00

Plot file version 303 created 22-JUL-2021 03:09:55

3C273 GK053.UVDATA.1

Freq = 43.0405 GHz, Bw = 32.000 MH

No calibration applied and no bandpass applied



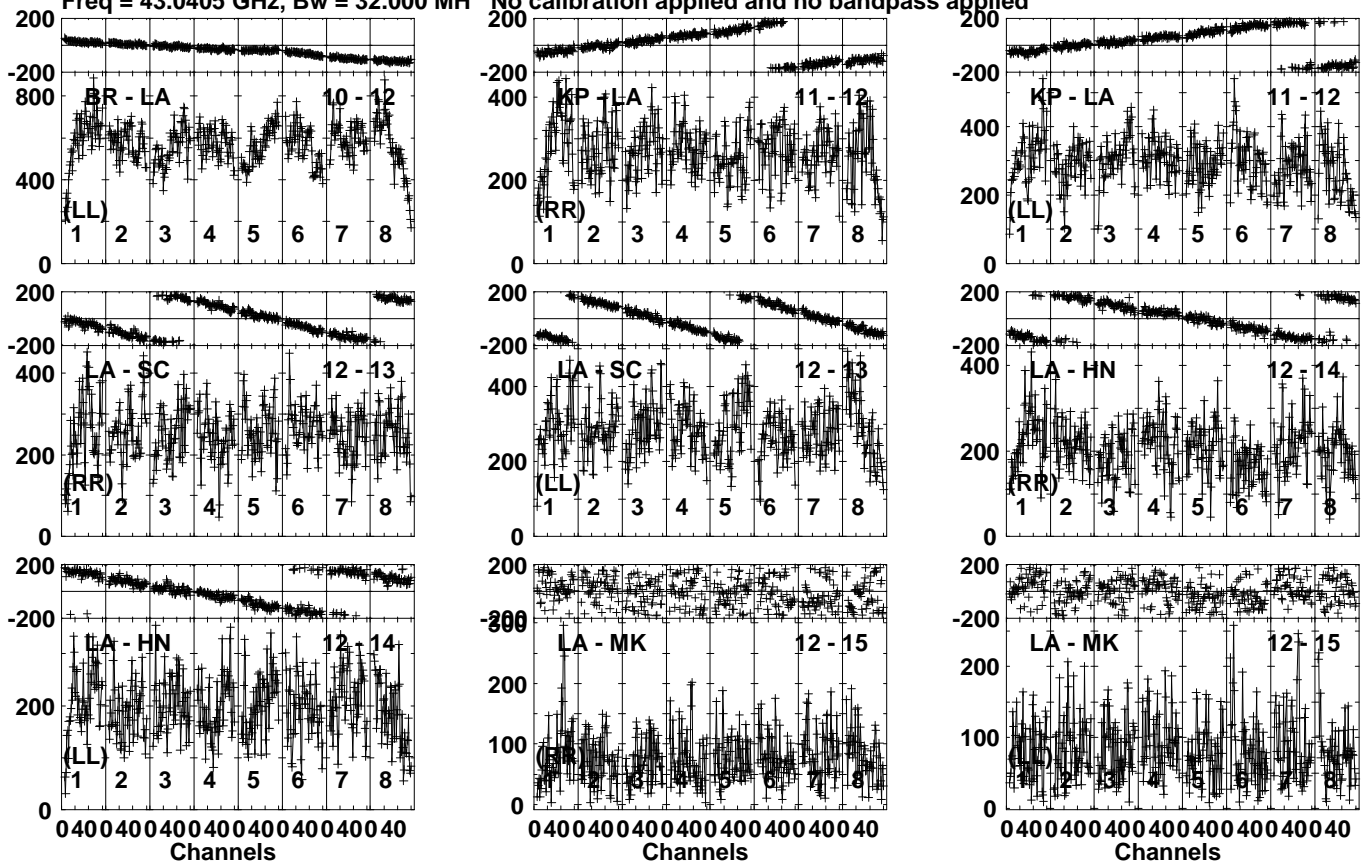
Lower frame: Micro Ampl Jy Top frame: Phas deg  
Vector averaged cross-power spectrum Several baselines displayed  
Timerange: 01/07:20:00 to 01/07:23:00

Plot file version 304 created 22-JUL-2021 03:09:56

3C273 GK053.UVDATA.1

Freq = 43.0405 GHz, Bw = 32.000 MH

No calibration applied and no bandpass applied



Lower frame: Micro Ampl Jy Top frame: Phas deg  
Vector averaged cross-power spectrum Several baselines displayed  
Timerange: 01/07:20:00 to 01/07:23:00

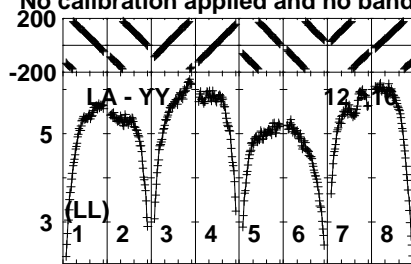
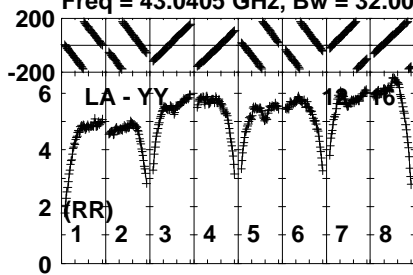


Plot file version 305 created 22-JUL-2021 03:09:57

3C273 GK053.UVDATA.1

Freq = 43.0405 GHz, Bw = 32.000 MH

No calibration applied and no bandpass applied



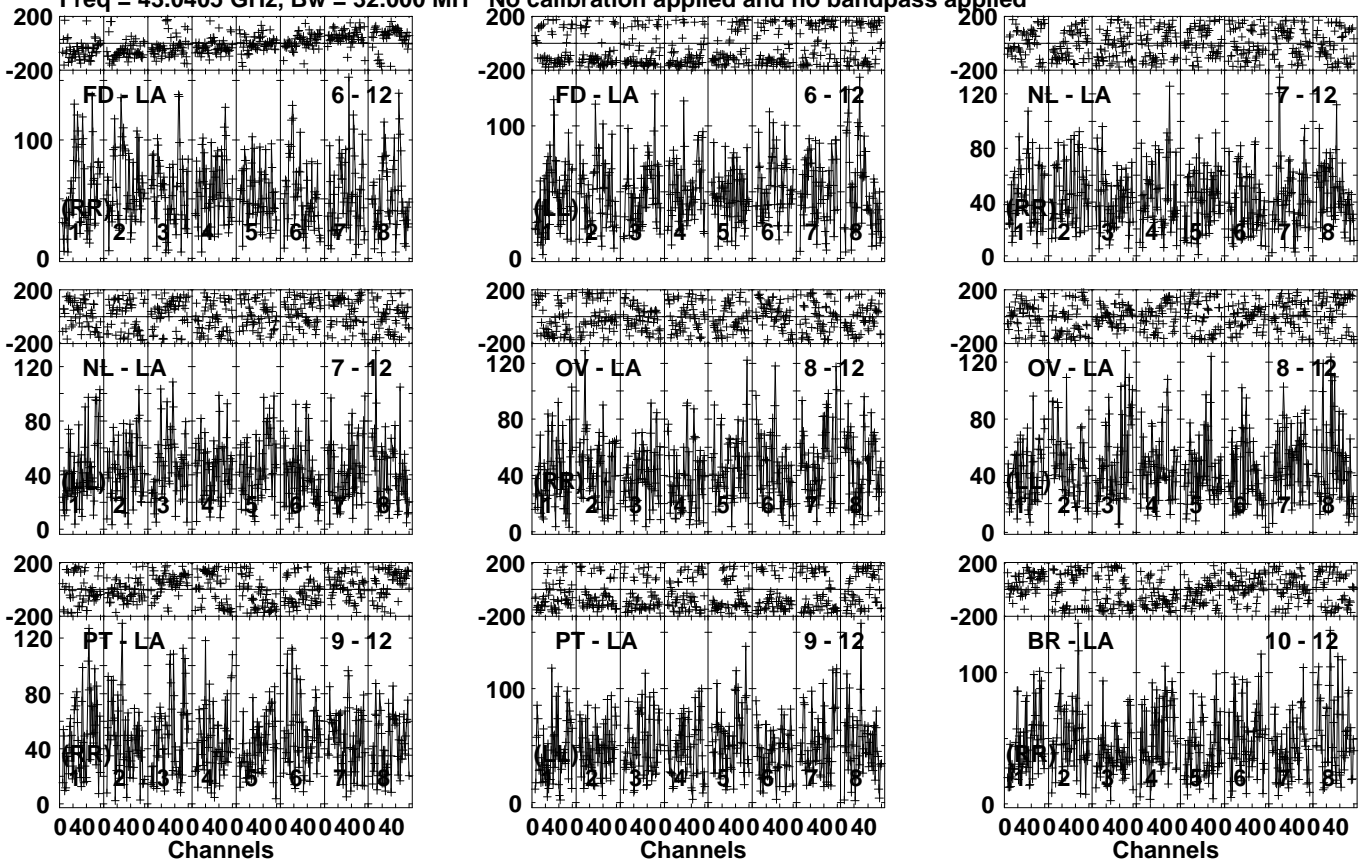
Lower frame: Milli Ampl Jy Top frame: Phas deg  
Vector averaged cross-power spectrum Several baselines displayed  
Timerange: 01/07:20:00 to 01/07:23:00

Plot file version 306 created 22-JUL-2021 03:10:01

M87 GK053.UVDATA.1

Freq = 43.0405 GHz, Bw = 32.000 MH

No calibration applied and no bandpass applied



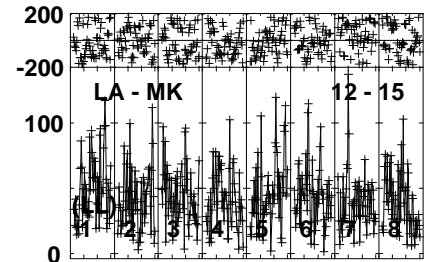
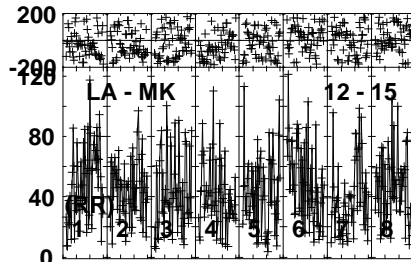
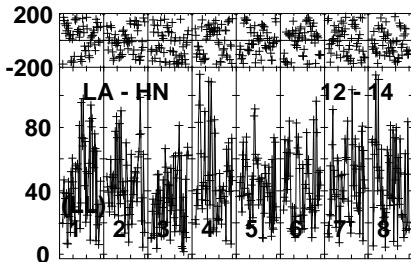
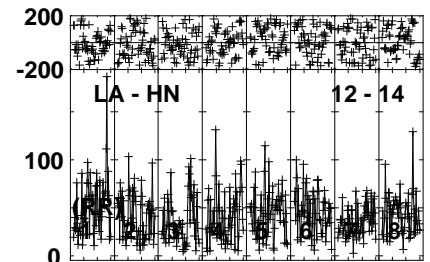
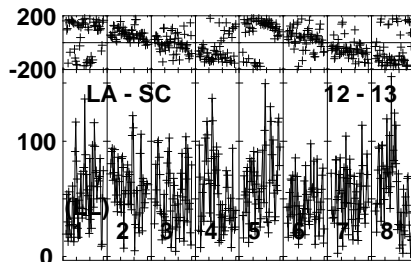
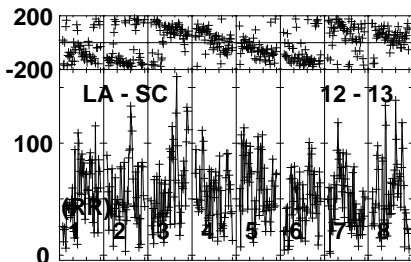
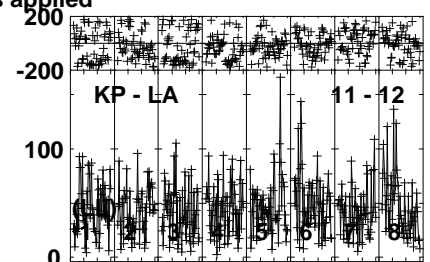
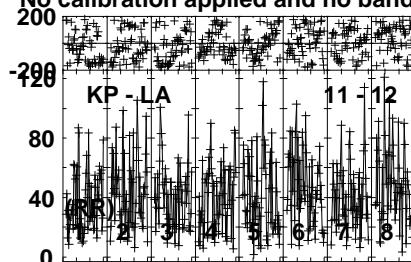
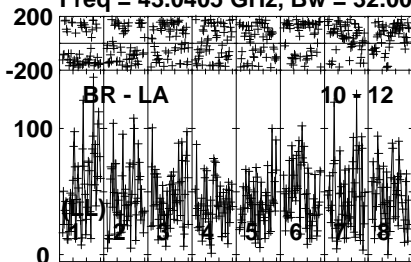
Lower frame: Micro Ampl Jy Top frame: Phas deg  
Vector averaged cross-power spectrum Several baselines displayed  
Timerange: 01/07:24:00 to 01/07:33:59

Plot file version 307 created 22-JUL-2021 03:10:01

M87 GK053.UVDATA.1

Freq = 43.0405 GHz, Bw = 32.000 MH

No calibration applied and no bandpass applied



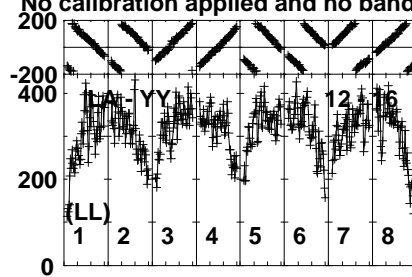
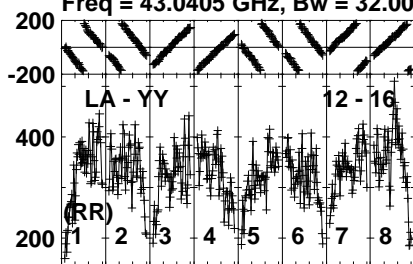
Lower frame: Micro Ampl Jy Top frame: Phas deg  
Vector averaged cross-power spectrum Several baselines displayed  
Timerange: 01/07:24:00 to 01/07:33:59

Plot file version 308 created 22-JUL-2021 03:10:02

M87 GK053.UVDATA.1

Freq = 43.0405 GHz, Bw = 32.000 MH

No calibration applied and no bandpass applied



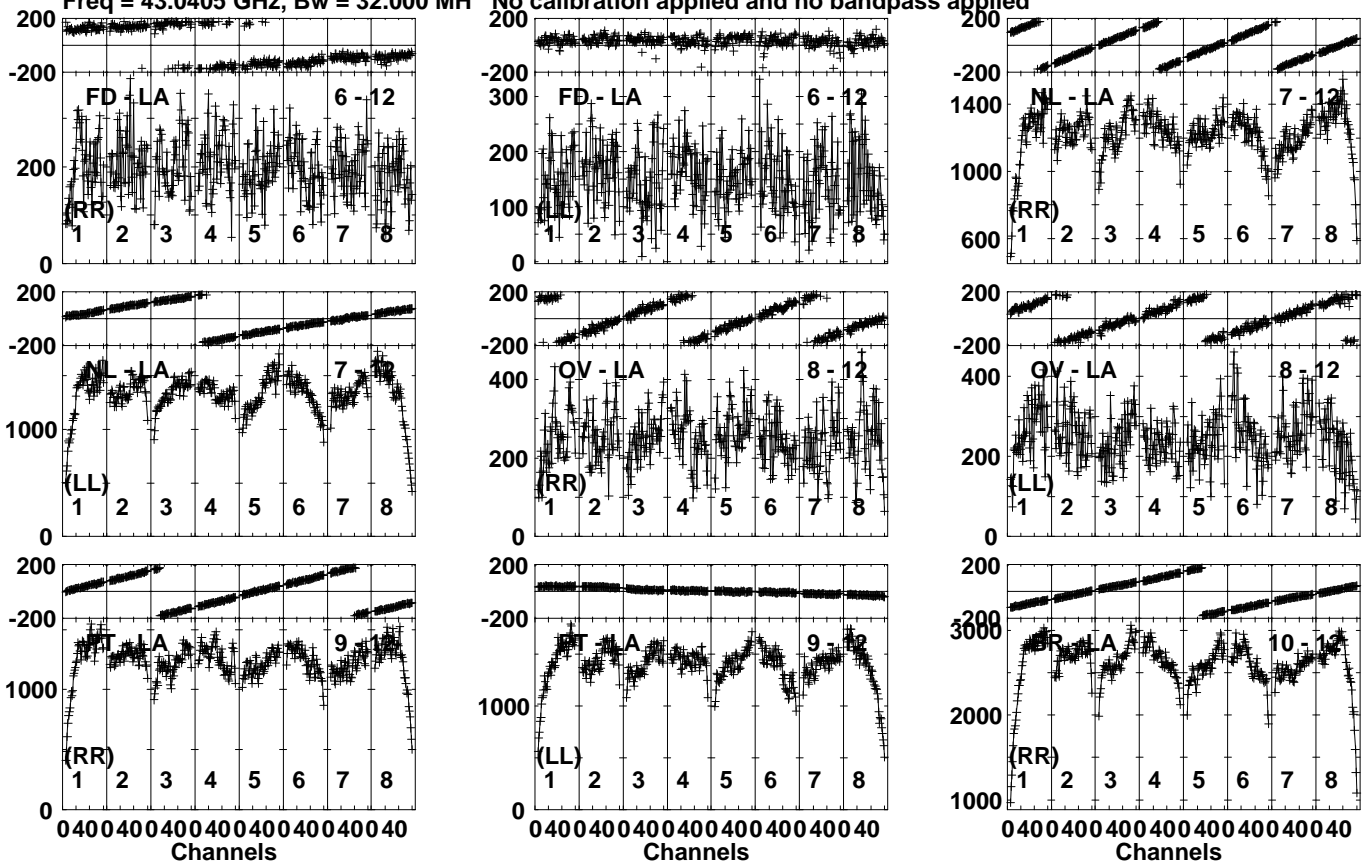
Lower frame: Micro Ampl Jy Top frame: Phas deg  
Vector averaged cross-power spectrum Several baselines displayed  
Timerange: 01/07:24:00 to 01/07:33:59

Plot file version 309 created 22-JUL-2021 03:10:09

3C279 GK053.UVDATA.1

Freq = 43.0405 GHz, Bw = 32.000 MH

No calibration applied and no bandpass applied



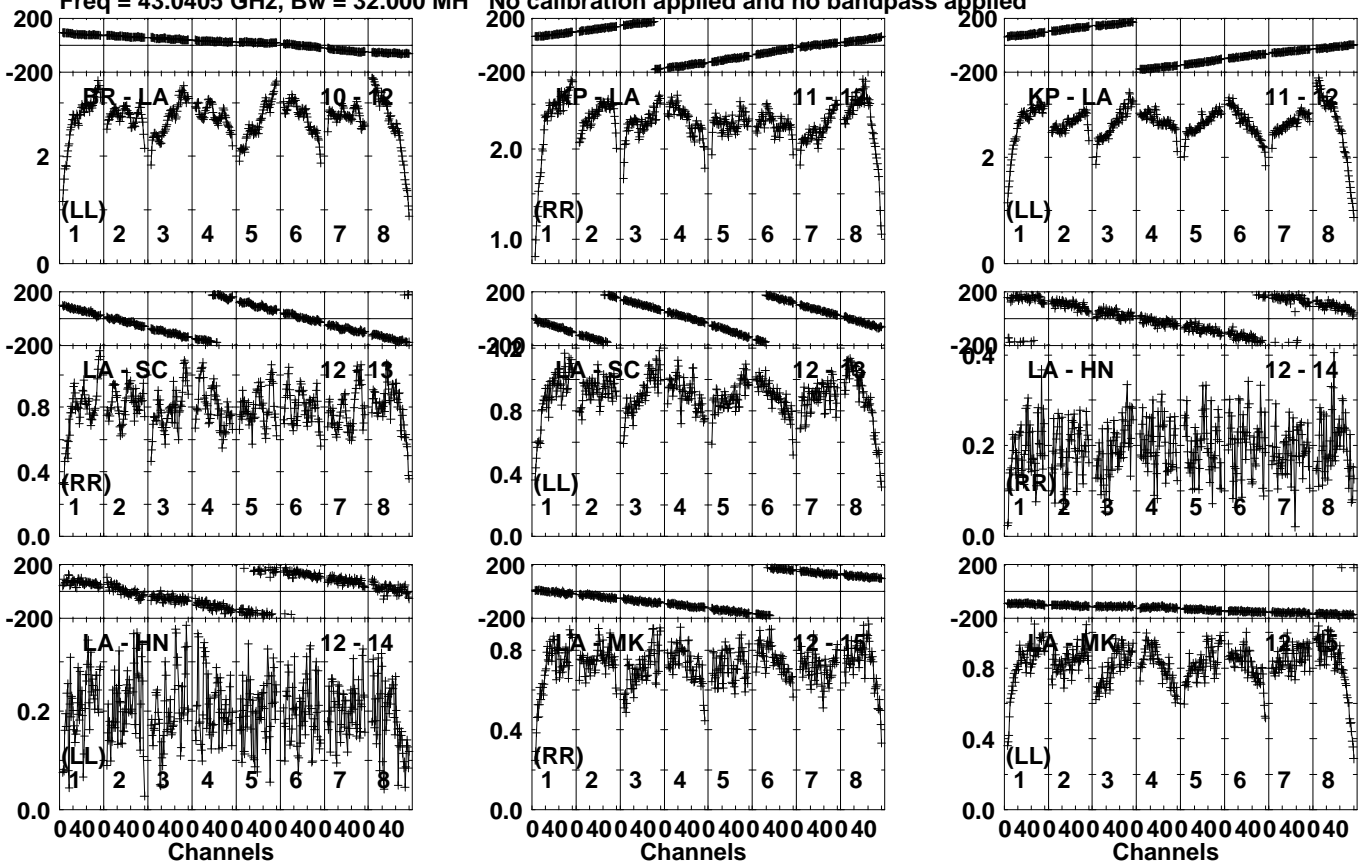
Lower frame: Micro Ampl Jy Top frame: Phas deg  
Vector averaged cross-power spectrum Several baselines displayed  
Timerange: 01/07:35:30 to 01/07:38:30

Plot file version 310 created 22-JUL-2021 03:10:09

3C279 GK053.UVDATA.1

Freq = 43.0405 GHz, Bw = 32.000 MH

No calibration applied and no bandpass applied



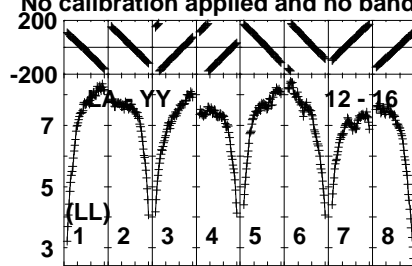
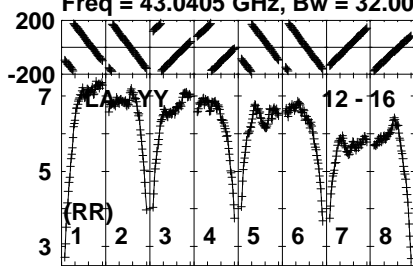
Lower frame: Milli Ampl Jy Top frame: Phas deg  
Vector averaged cross-power spectrum Several baselines displayed  
Timerange: 01/07:35:30 to 01/07:38:30

Plot file version 311 created 22-JUL-2021 03:10:10

3C279 GK053.UVDATA.1

Freq = 43.0405 GHz, Bw = 32.000 MH

No calibration applied and no bandpass applied



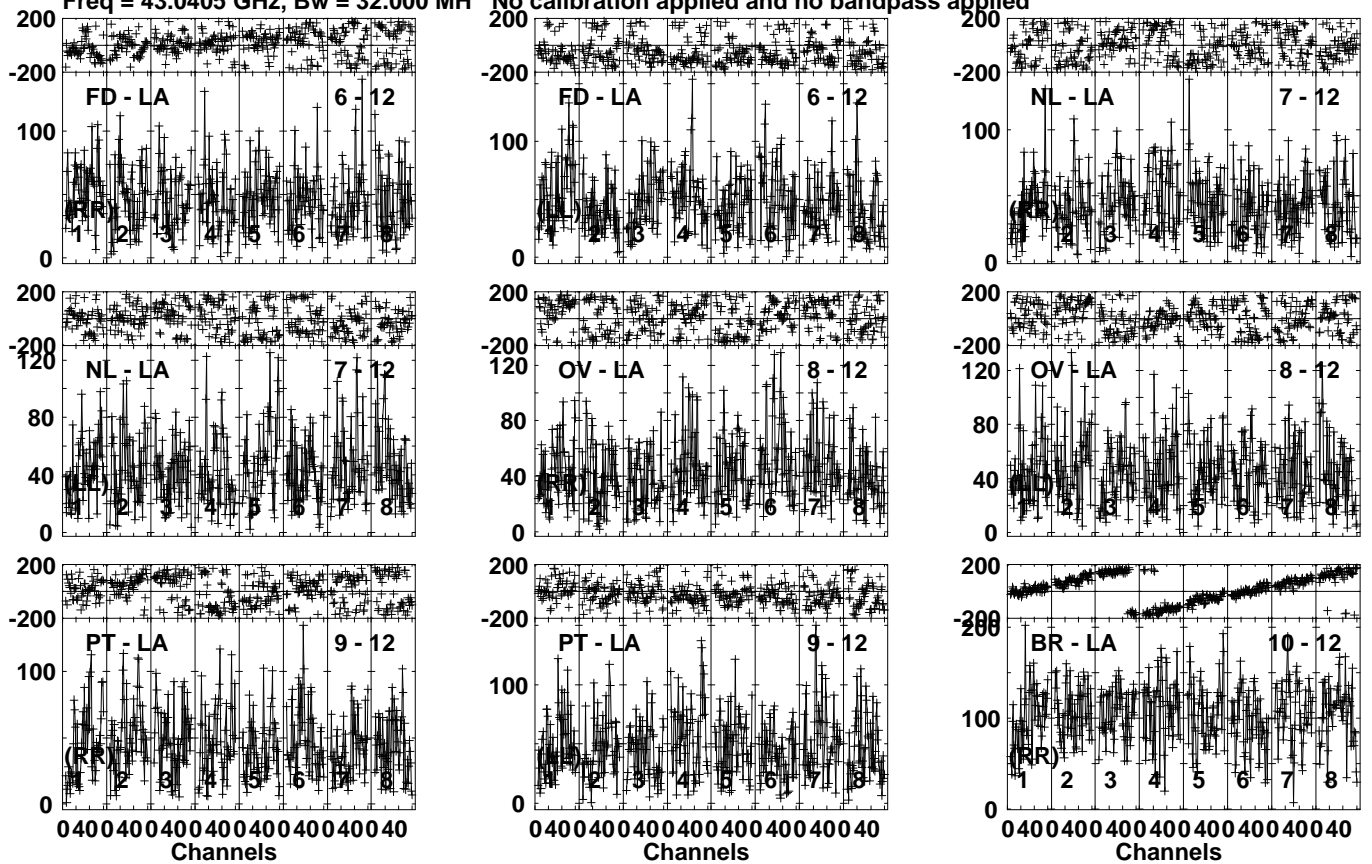
Lower frame: Milli Ampl Jy Top frame: Phas deg  
Vector averaged cross-power spectrum Several baselines displayed  
Timerange: 01/07:35:30 to 01/07:38:30

Plot file version 312 created 22-JUL-2021 03:10:14

M87 GK053.UVDATA.1

Freq = 43.0405 GHz, Bw = 32.000 MH

No calibration applied and no bandpass applied



Lower frame: Micro Ampl Jy Top frame: Phas deg  
Vector averaged cross-power spectrum Several baselines displayed  
Timerange: 01/07:40:01 to 01/07:50:00

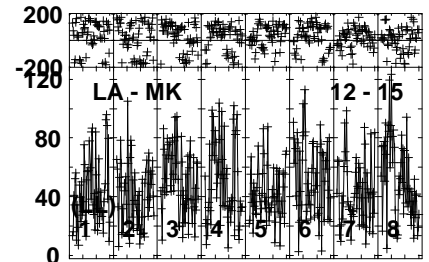
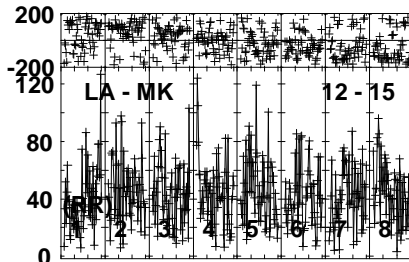
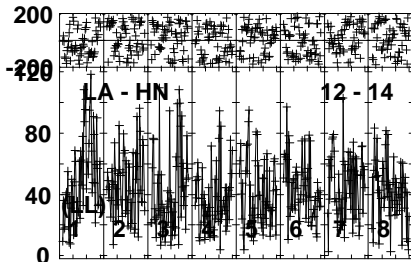
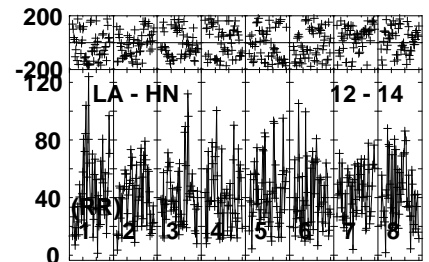
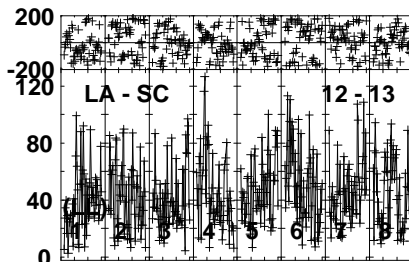
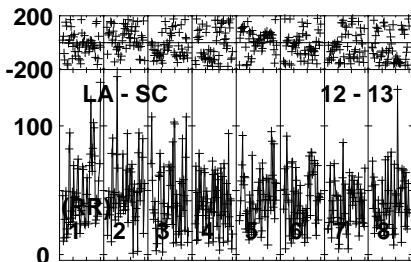
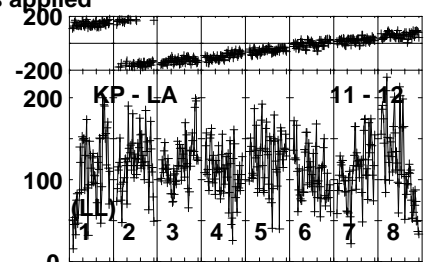
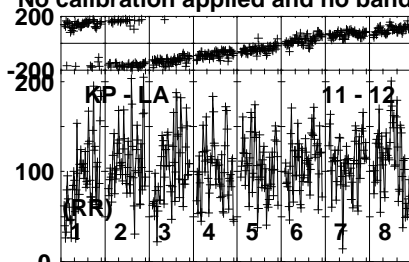
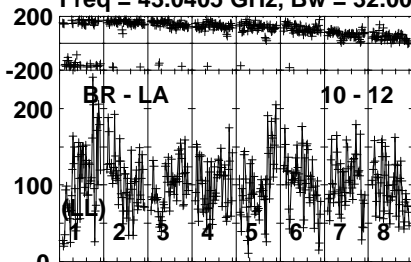


Plot file version 313 created 22-JUL-2021 03:10:14

M87 GK053.UVDATA.1

Freq = 43.0405 GHz, Bw = 32.000 MH

No calibration applied and no bandpass applied



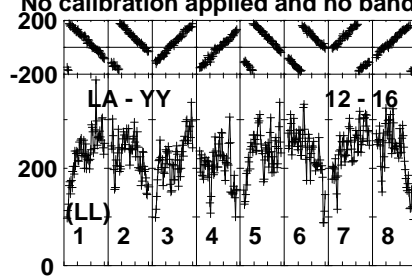
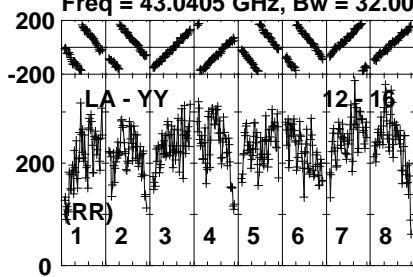
Lower frame: Micro Ampl Jy Top frame: Phas deg  
Vector averaged cross-power spectrum Several baselines displayed  
Timerange: 01/07:40:01 to 01/07:50:00

Plot file version 314 created 22-JUL-2021 03:10:15

M87 GK053.UVDATA.1

Freq = 43.0405 GHz, Bw = 32.000 MH

No calibration applied and no bandpass applied



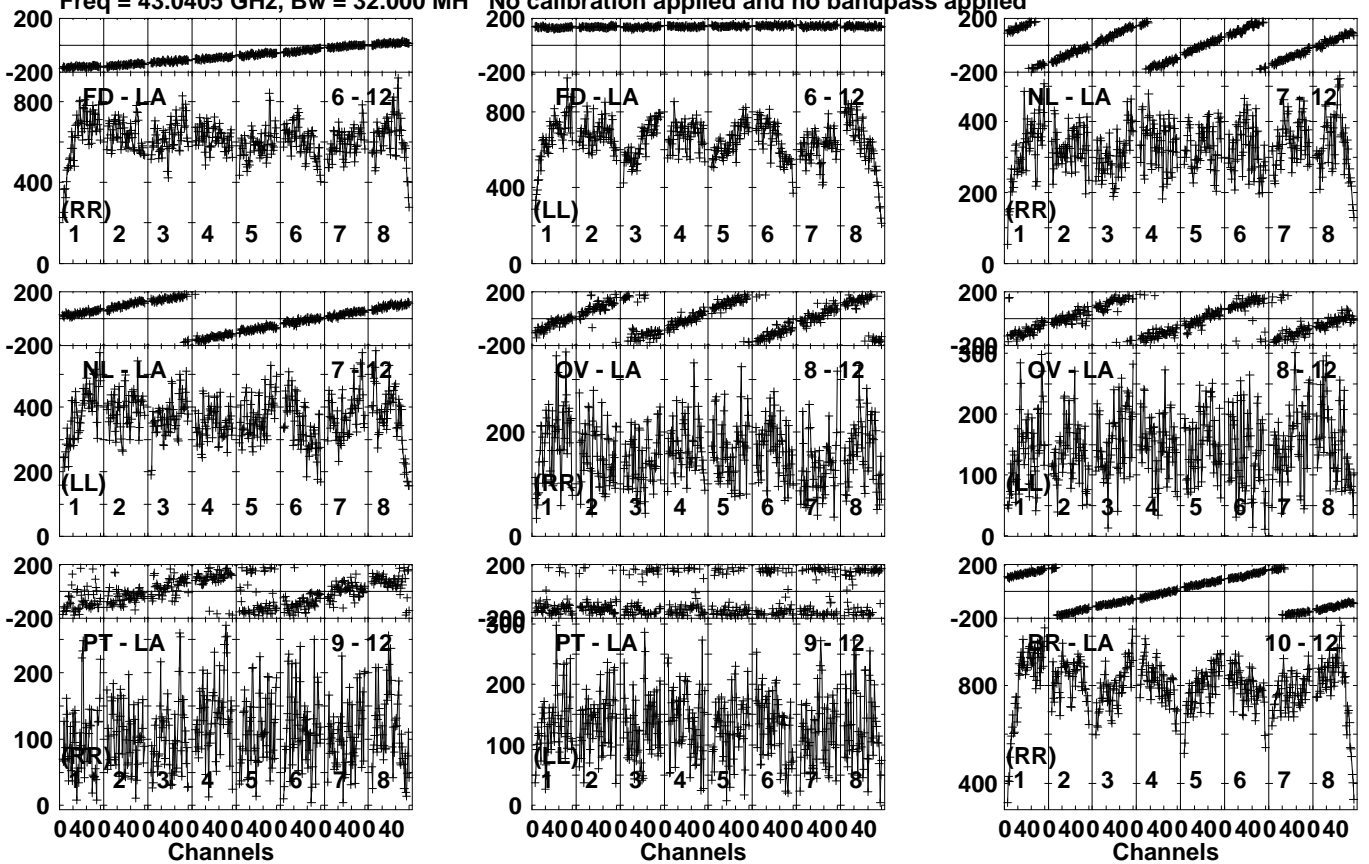
Lower frame: Micro Ampl Jy Top frame: Phas deg  
Vector averaged cross-power spectrum Several baselines displayed  
Timerange: 01/07:40:01 to 01/07:50:00

Plot file version 315 created 22-JUL-2021 03:10:18

3C273 GK053.UVDATA.1

Freq = 43.0405 GHz, Bw = 32.000 MH

No calibration applied and no bandpass applied



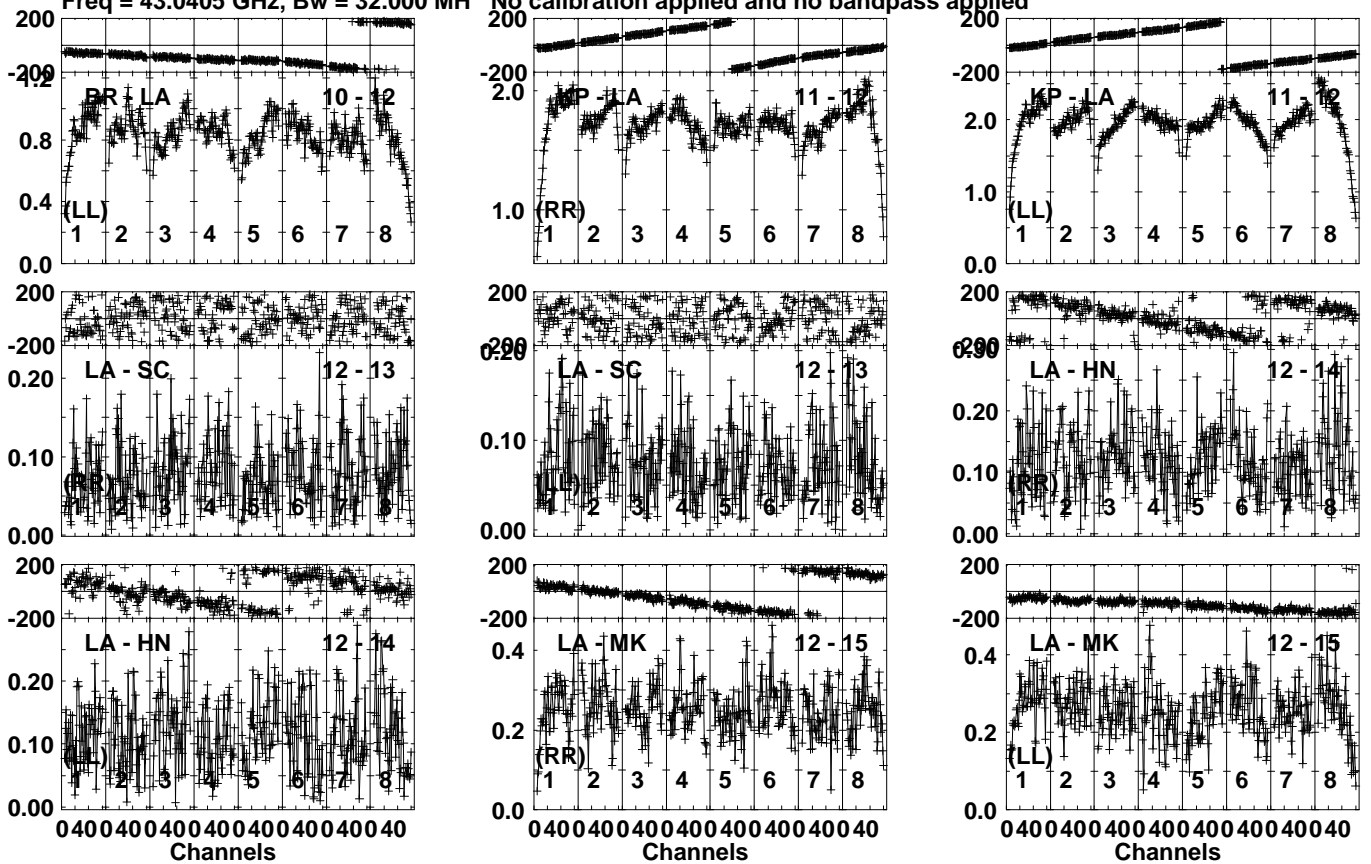
Lower frame: Micro Ampl Jy Top frame: Phas deg  
 Vector averaged cross-power spectrum Several baselines displayed  
 Timerange: 01/07:51:00 to 01/07:54:00

Plot file version 316 created 22-JUL-2021 03:10:19

3C273 GK053.UVDATA.1

Freq = 43.0405 GHz, Bw = 32.000 MH

No calibration applied and no bandpass applied



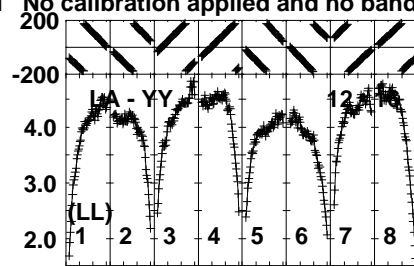
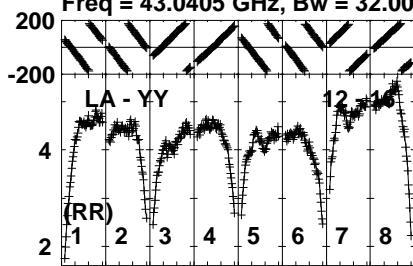
Lower frame: Milli Ampl Jy Top frame: Phas deg  
Vector averaged cross-power spectrum Several baselines displayed  
Timerange: 01/07:51:00 to 01/07:54:00

Plot file version 317 created 22-JUL-2021 03:10:19

3C273 GK053.UVDATA.1

Freq = 43.0405 GHz, Bw = 32.000 MH

No calibration applied and no bandpass applied



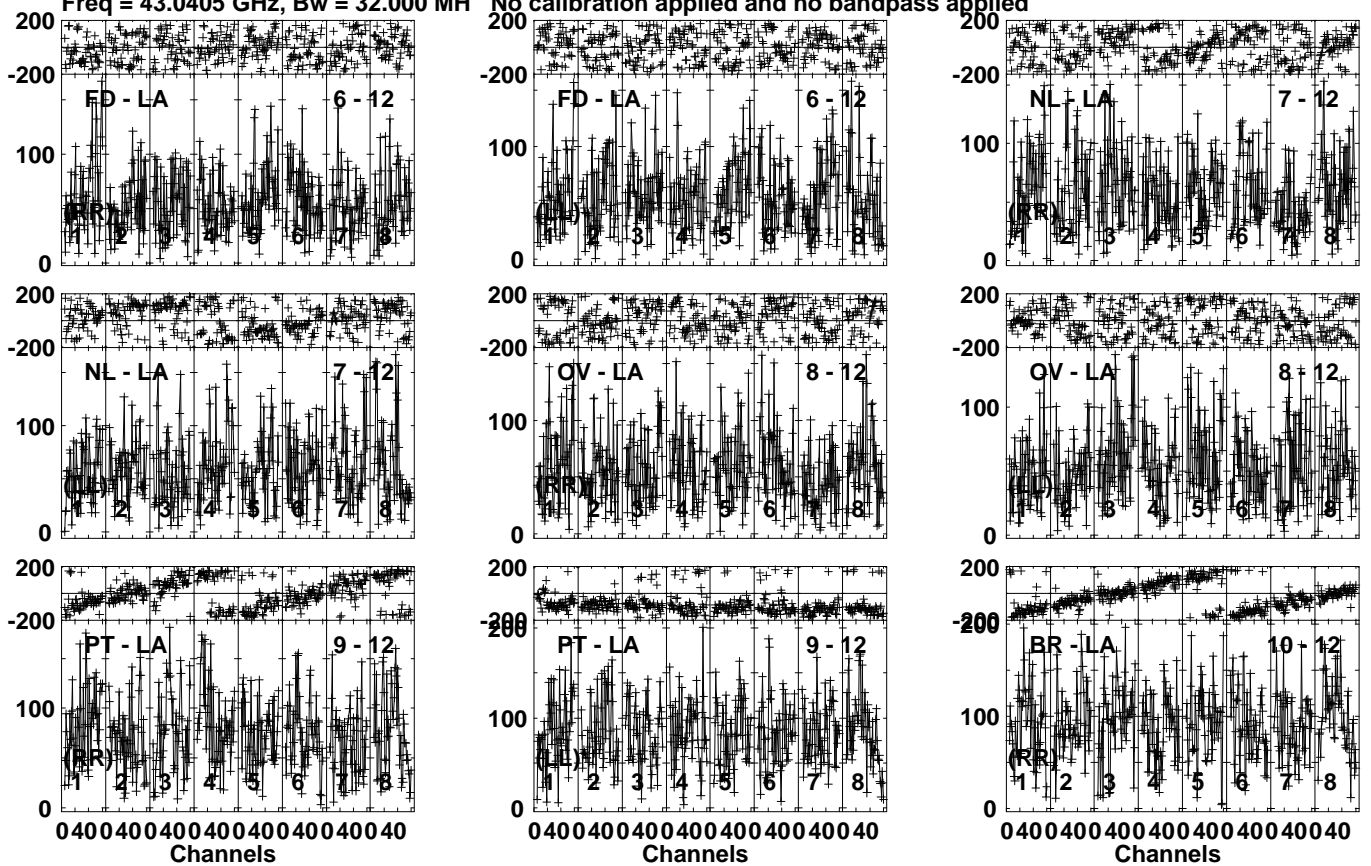
Lower frame: Milli Ampl Jy Top frame: Phas deg  
Vector averaged cross-power spectrum Several baselines displayed  
Timerange: 01/07:51:00 to 01/07:54:00

Plot file version 318 created 22-JUL-2021 03:10:24

M87 GK053.UVDATA.1

Freq = 43.0405 GHz, Bw = 32.000 MH

No calibration applied and no bandpass applied



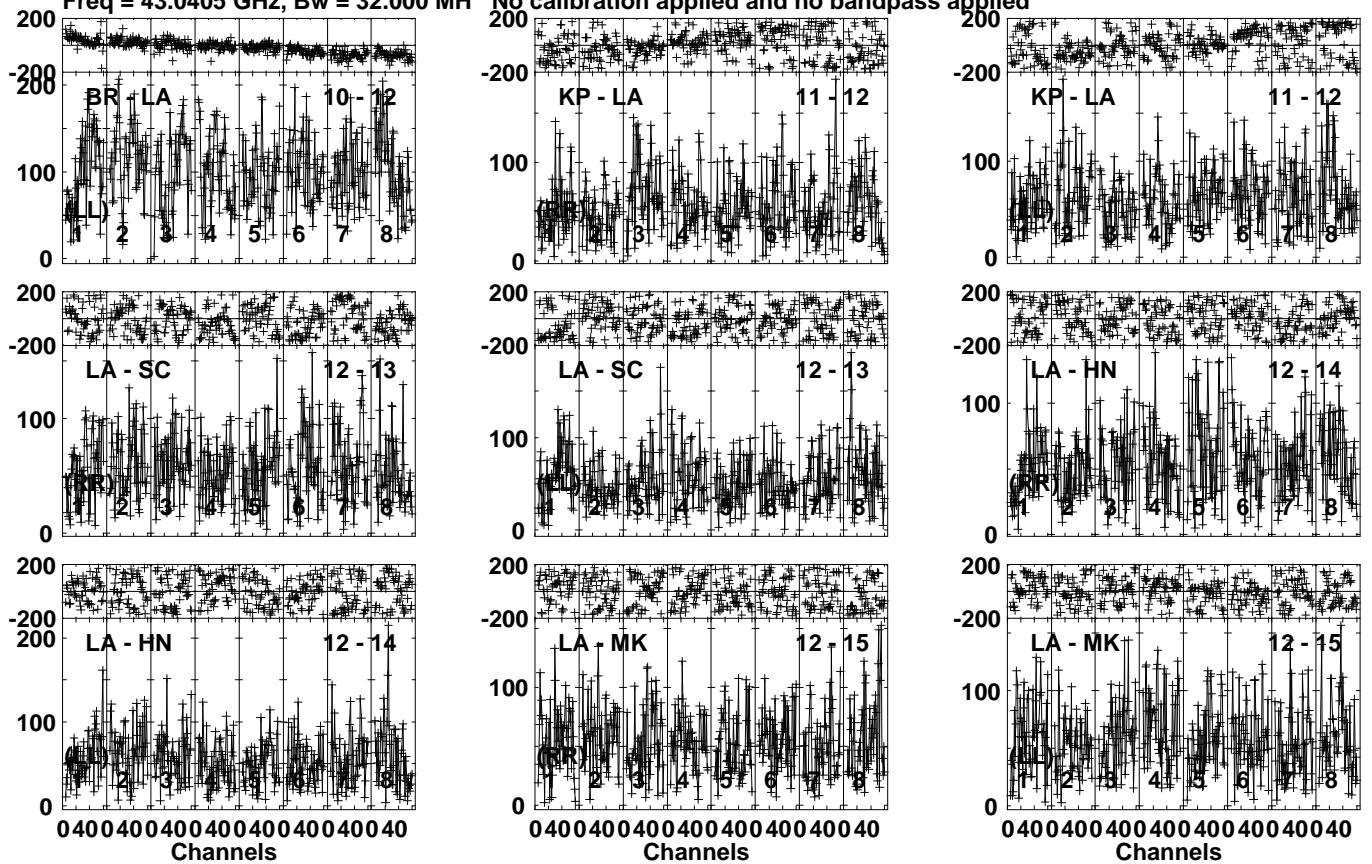
Lower frame: Micro Ampl Jy Top frame: Phas deg  
Vector averaged cross-power spectrum Several baselines displayed  
Timerange: 01/07:55:00 to 01/08:01:00

Plot file version 319 created 22-JUL-2021 03:10:25

M87 GK053.UVDATA.1

Freq = 43.0405 GHz, Bw = 32.000 MH

No calibration applied and no bandpass applied

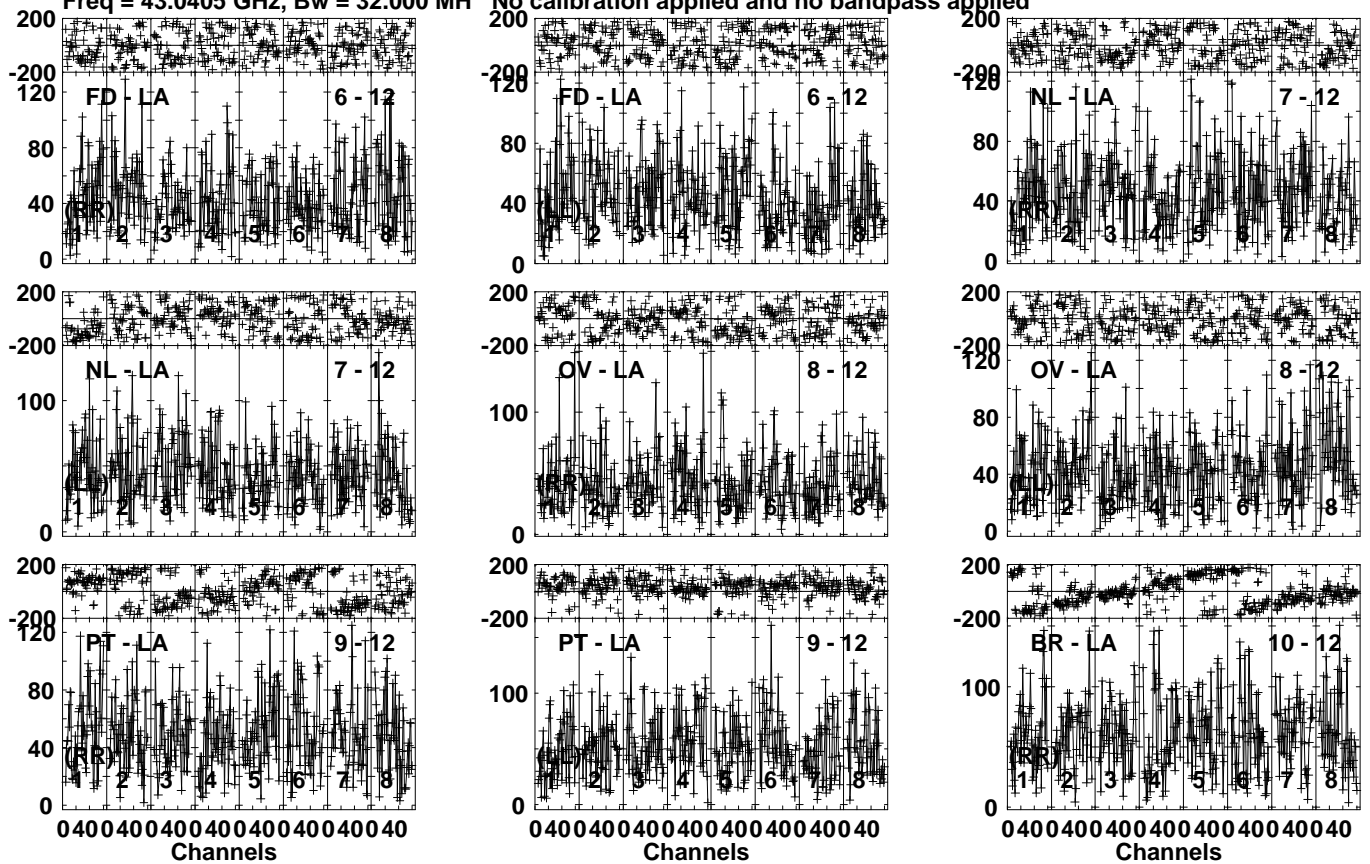


Lower frame: Micro Ampl Jy Top frame: Phas deg  
Vector averaged cross-power spectrum Several baselines displayed  
Timerange: 01/07:55:00 to 01/08:01:00

Plot file version 320 created 22-JUL-2021 03:10:29

M87 GK053.UVDATA.1

Freq = 43.0405 GHz, Bw = 32.000 MH No calibration applied and no bandpass applied



Lower frame: Micro Ampl Jy Top frame: Phas deg  
Vector averaged cross-power spectrum Several baselines displayed  
Timerange: 01/08:02:00 to 01/08:11:59

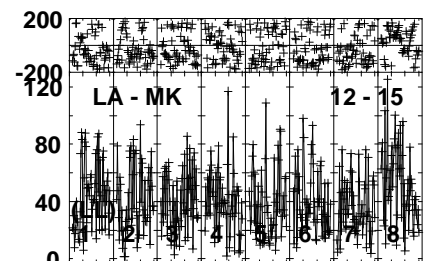
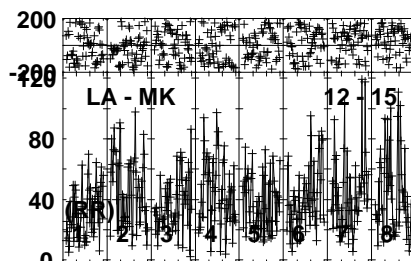
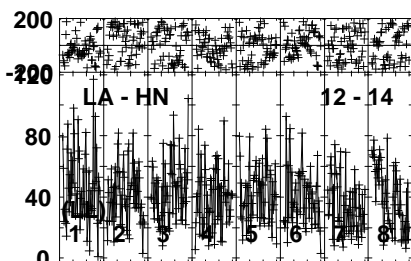
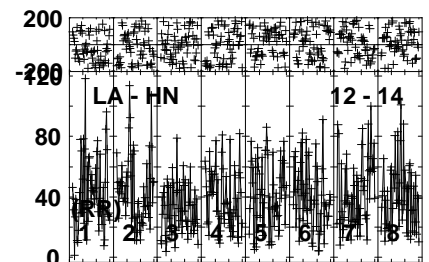
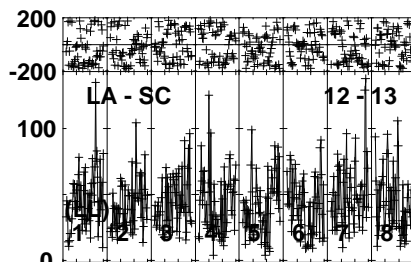
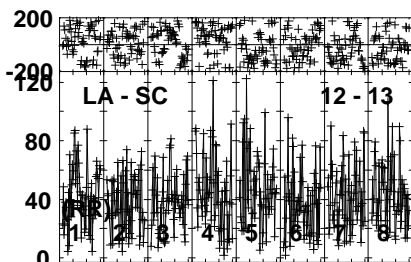
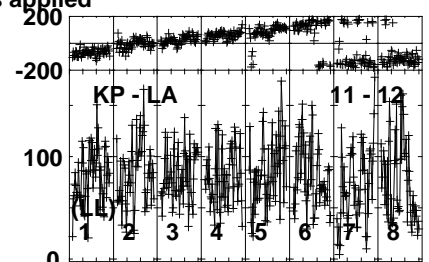
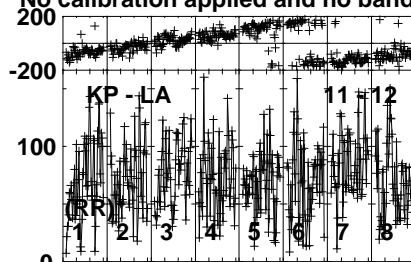
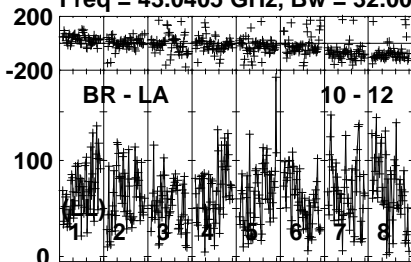


Plot file version 321 created 22-JUL-2021 03:10:30

M87 GK053.UVDATA.1

Freq = 43.0405 GHz, Bw = 32.000 MH

No calibration applied and no bandpass applied



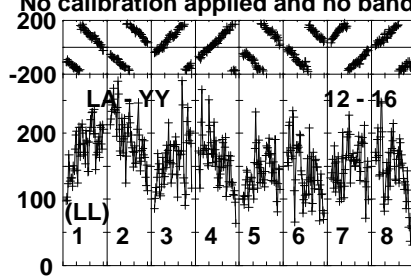
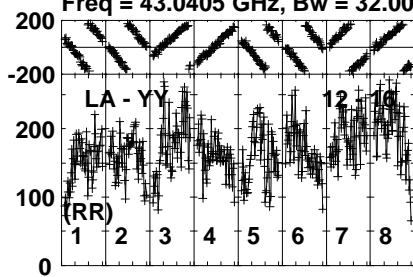
Lower frame: Micro Ampl Jy Top frame: Phas deg  
Vector averaged cross-power spectrum Several baselines displayed  
Timerange: 01/08:02:00 to 01/08:11:59

Plot file version 322 created 22-JUL-2021 03:10:31

M87 GK053.UVDATA.1

Freq = 43.0405 GHz, Bw = 32.000 MH

No calibration applied and no bandpass applied



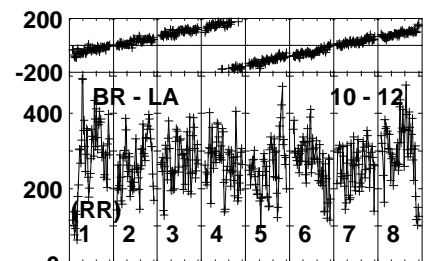
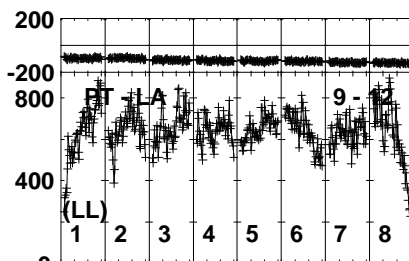
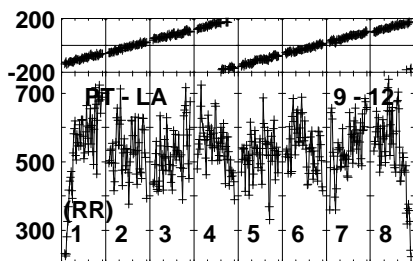
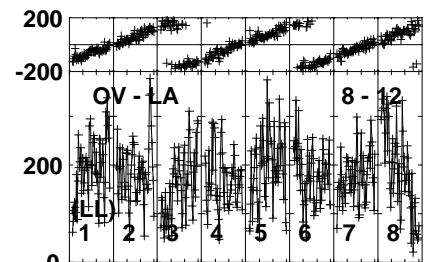
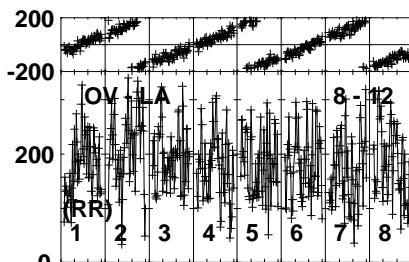
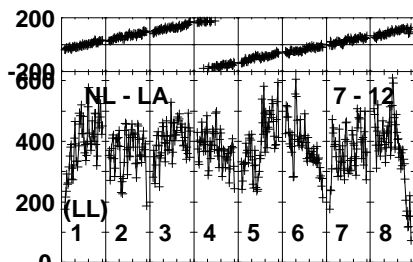
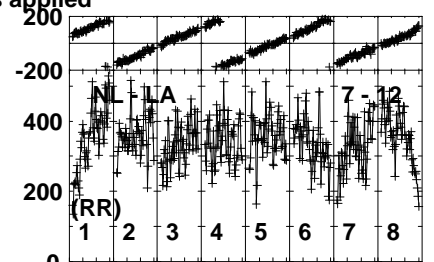
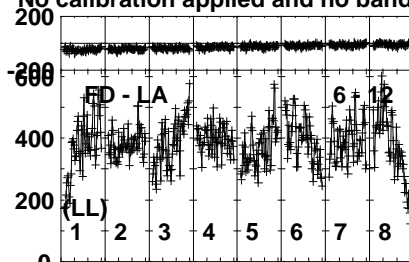
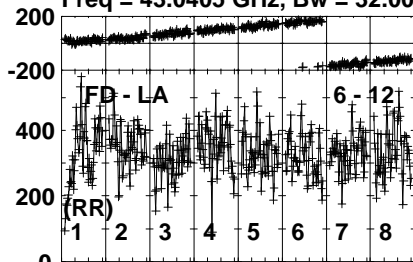
Lower frame: Micro Ampl Jy Top frame: Phas deg  
Vector averaged cross-power spectrum Several baselines displayed  
Timerange: 01/08:02:00 to 01/08:11:59

Plot file version 323 created 22-JUL-2021 03:10:38

3C273 GK053.UVDATA.1

Freq = 43.0405 GHz, Bw = 32.000 MH

No calibration applied and no bandpass applied



040040040040040040040040040040  
Channels

040040040040040040040040040040  
Channels

040040040040040040040040040040  
Channels

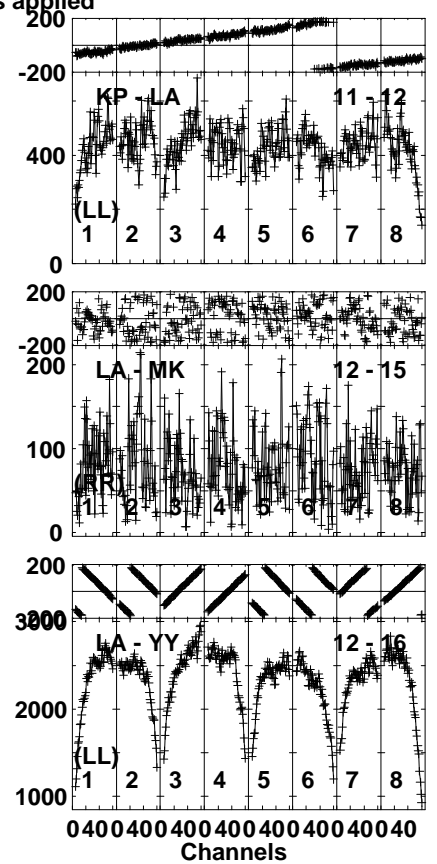
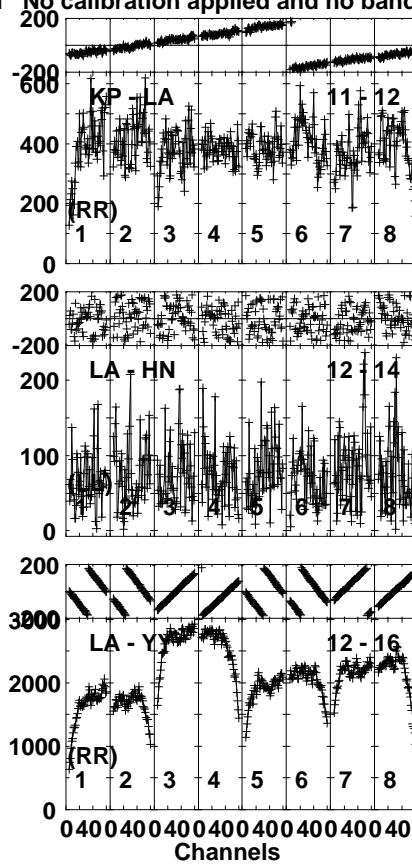
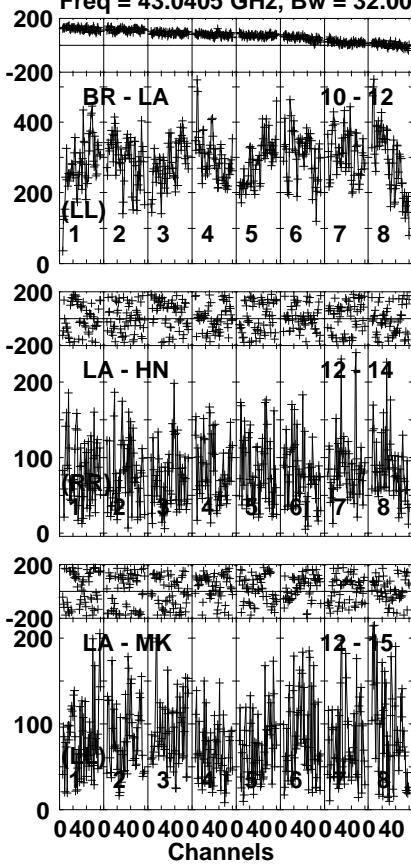
Lower frame: Micro Ampl Jy Top frame: Phas deg  
Vector averaged cross-power spectrum Several baselines displayed  
Timerange: 01/08:13:01 to 01/08:16:00

Plot file version 324 created 22-JUL-2021 03:10:38

3C273 GK053.UVDATA.1

Freq = 43.0405 GHz, Bw = 32.000 MH

No calibration applied and no bandpass applied



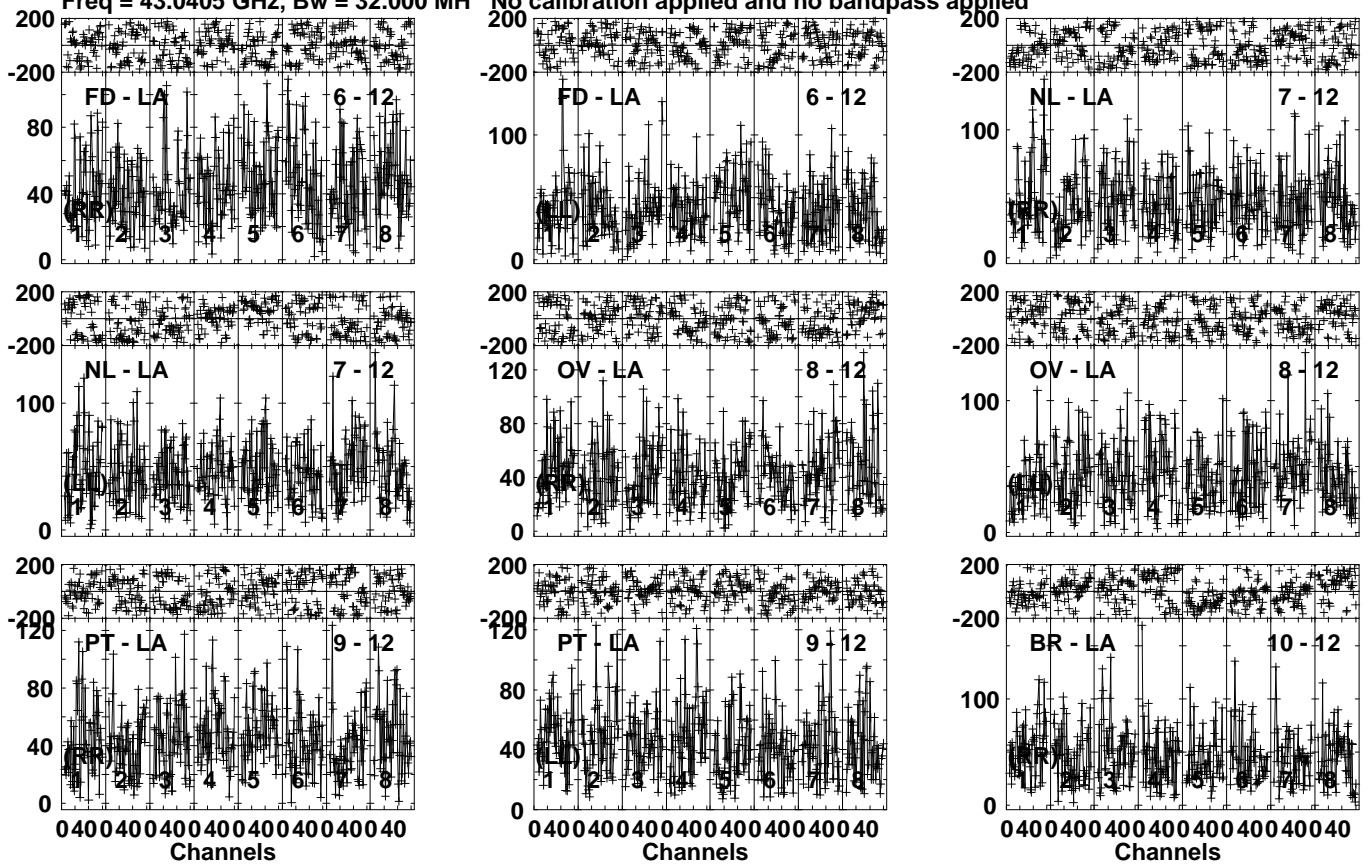
Lower frame: Micro Ampl Jy Top frame: Phas deg  
Vector averaged cross-power spectrum Several baselines displayed  
Timerange: 01/08:13:01 to 01/08:16:00

Plot file version 325 created 22-JUL-2021 03:10:42

M87 GK053.UVDATA.1

Freq = 43.0405 GHz, Bw = 32.000 MH

No calibration applied and no bandpass applied



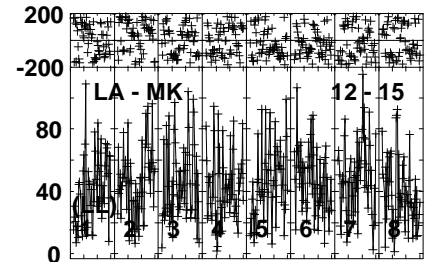
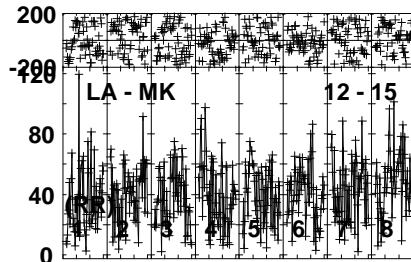
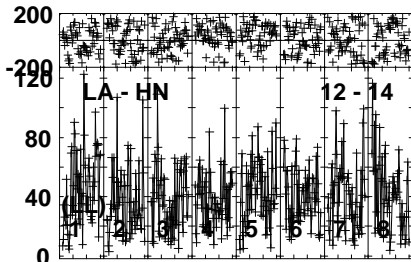
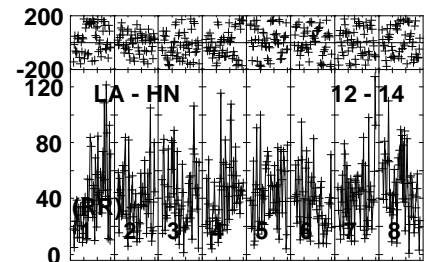
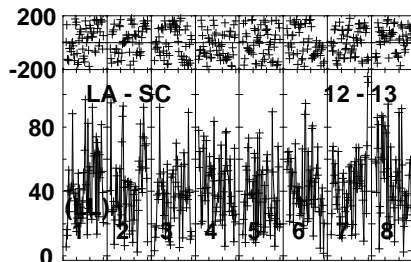
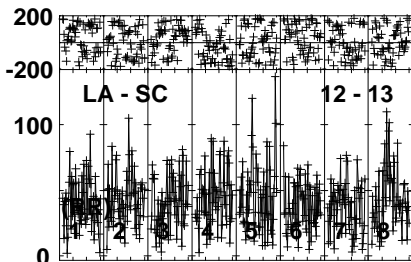
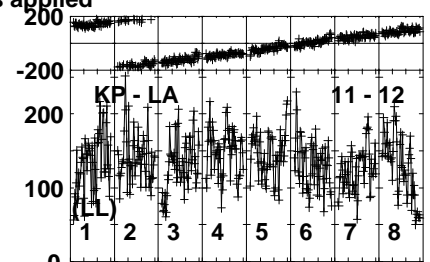
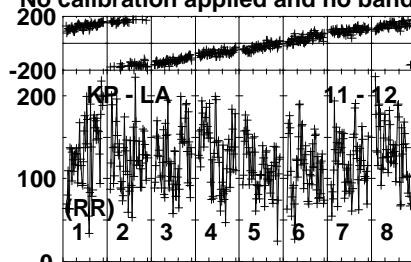
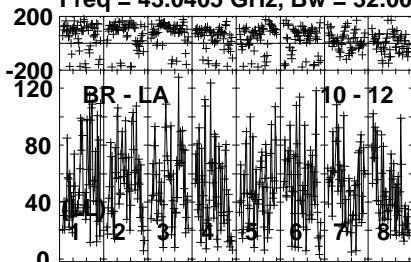
Lower frame: Micro Ampl Jy Top frame: Phas deg  
Vector averaged cross-power spectrum Several baselines displayed  
Timerange: 01/08:17:01 to 01/08:26:59

Plot file version 326 created 22-JUL-2021 03:10:43

M87 GK053.UVDATA.1

Freq = 43.0405 GHz, Bw = 32.000 MH

No calibration applied and no bandpass applied



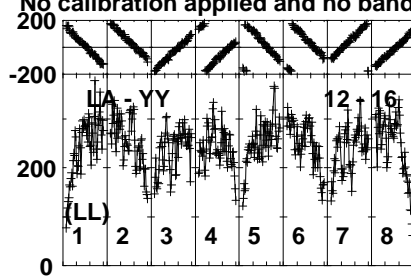
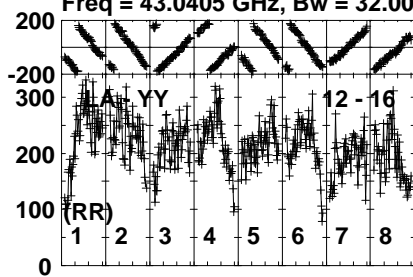
Lower frame: Micro Ampl Jy Top frame: Phas deg  
Vector averaged cross-power spectrum Several baselines displayed  
Timerange: 01/08:17:01 to 01/08:26:59

Plot file version 327 created 22-JUL-2021 03:10:44

M87 GK053.UVDATA.1

Freq = 43.0405 GHz, Bw = 32.000 MH

No calibration applied and no bandpass applied



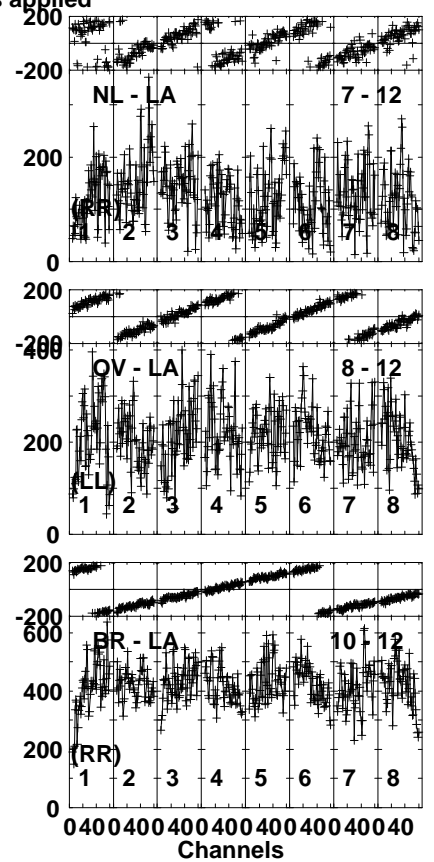
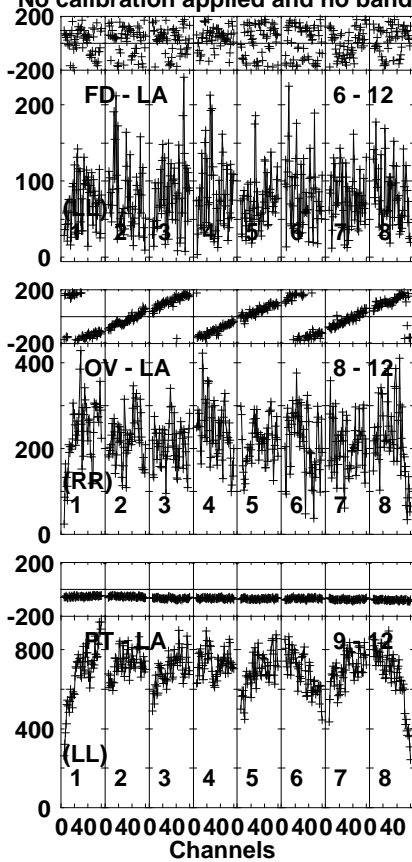
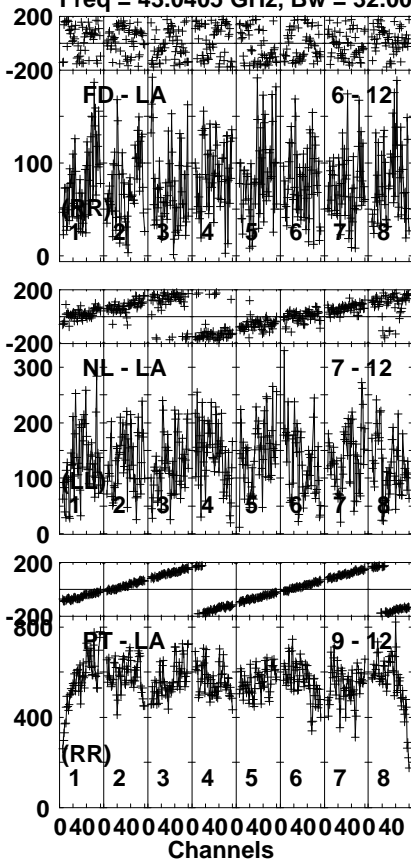
Lower frame: Micro Ampl Jy Top frame: Phas deg  
Vector averaged cross-power spectrum Several baselines displayed  
Timerange: 01/08:17:01 to 01/08:26:59

Plot file version 328 created 22-JUL-2021 03:10:48

3C279 GK053.UVDATA.1

Freq = 43.0405 GHz, Bw = 32.000 MH

No calibration applied and no bandpass applied



Lower frame: Micro Ampl Jy Top frame: Phas deg  
Vector averaged cross-power spectrum Several baselines displayed  
Timerange: 01/08:28:31 to 01/08:31:30

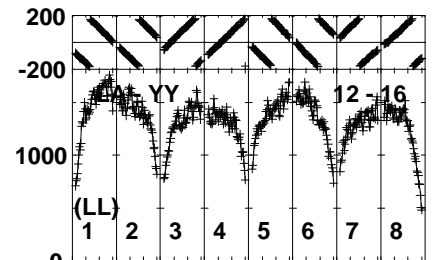
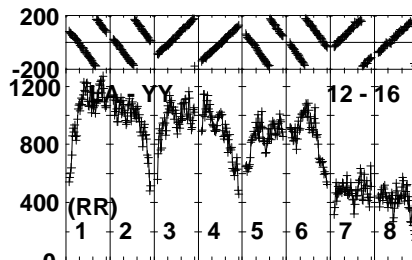
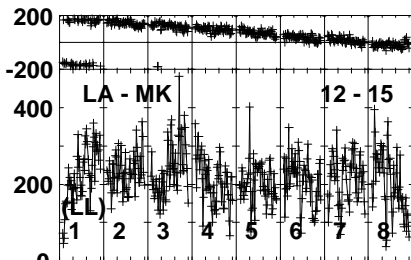
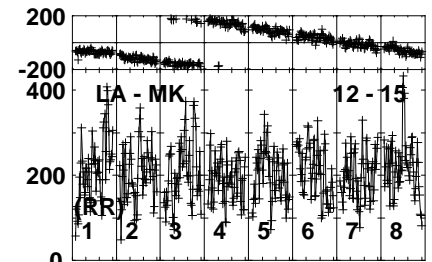
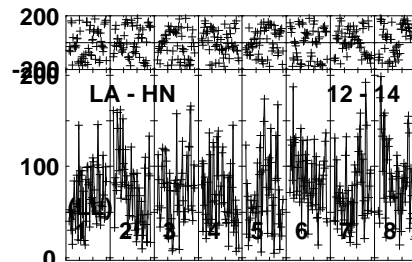
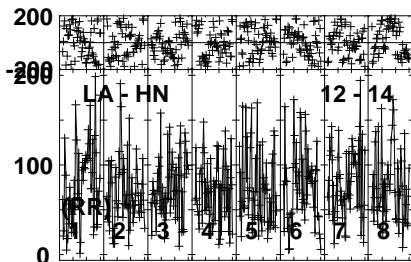
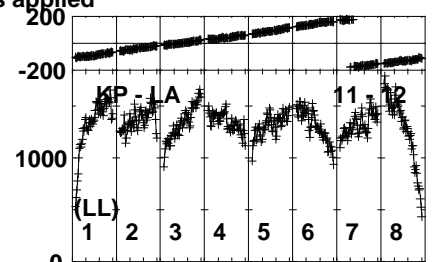
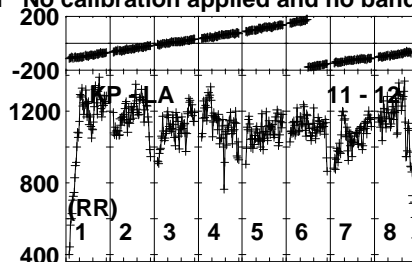
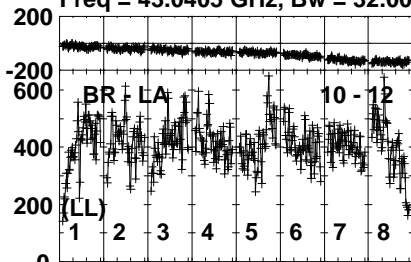


Plot file version 329 created 22-JUL-2021 03:10:48

3C279 GK053.UVDATA.1

Freq = 43.0405 GHz, Bw = 32.000 MH

No calibration applied and no bandpass applied



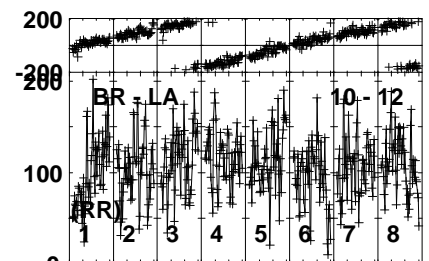
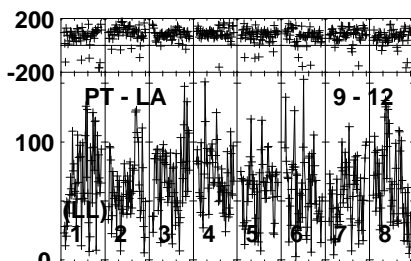
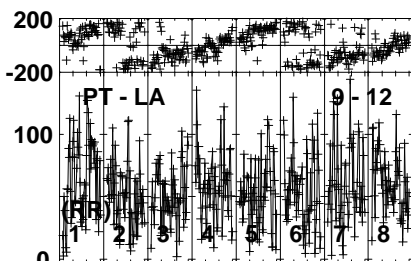
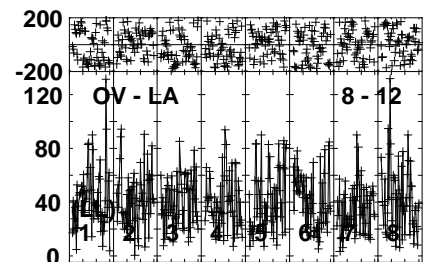
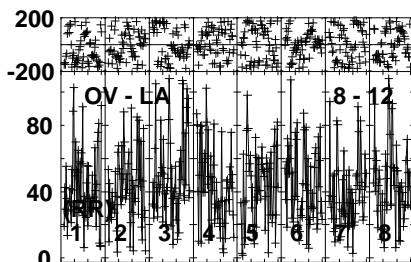
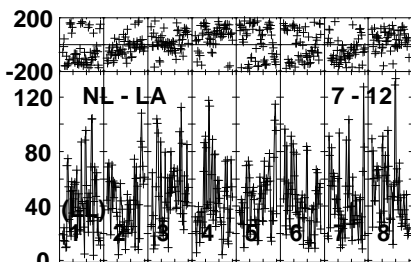
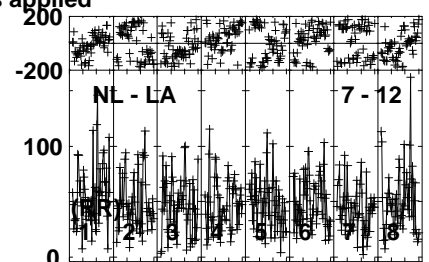
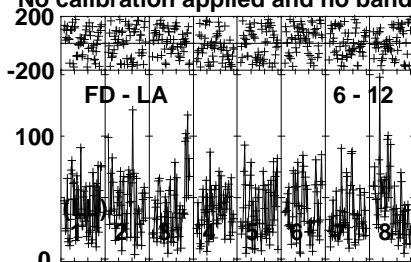
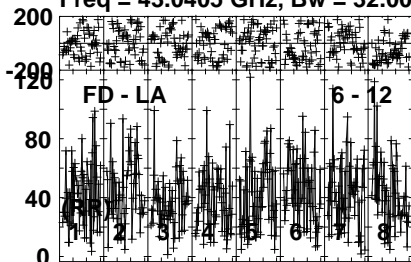
Lower frame: Micro Ampl Jy Top frame: Phas deg  
Vector averaged cross-power spectrum Several baselines displayed  
Timerange: 01/08:28:31 to 01/08:31:30

Plot file version 330 created 22-JUL-2021 03:10:52

M87 GK053.UVDATA.1

Freq = 43.0405 GHz, Bw = 32.000 MH

No calibration applied and no bandpass applied



0400400400400400400400400400  
Channels

0400400400400400400400400400  
Channels

0400400400400400400400400400  
Channels

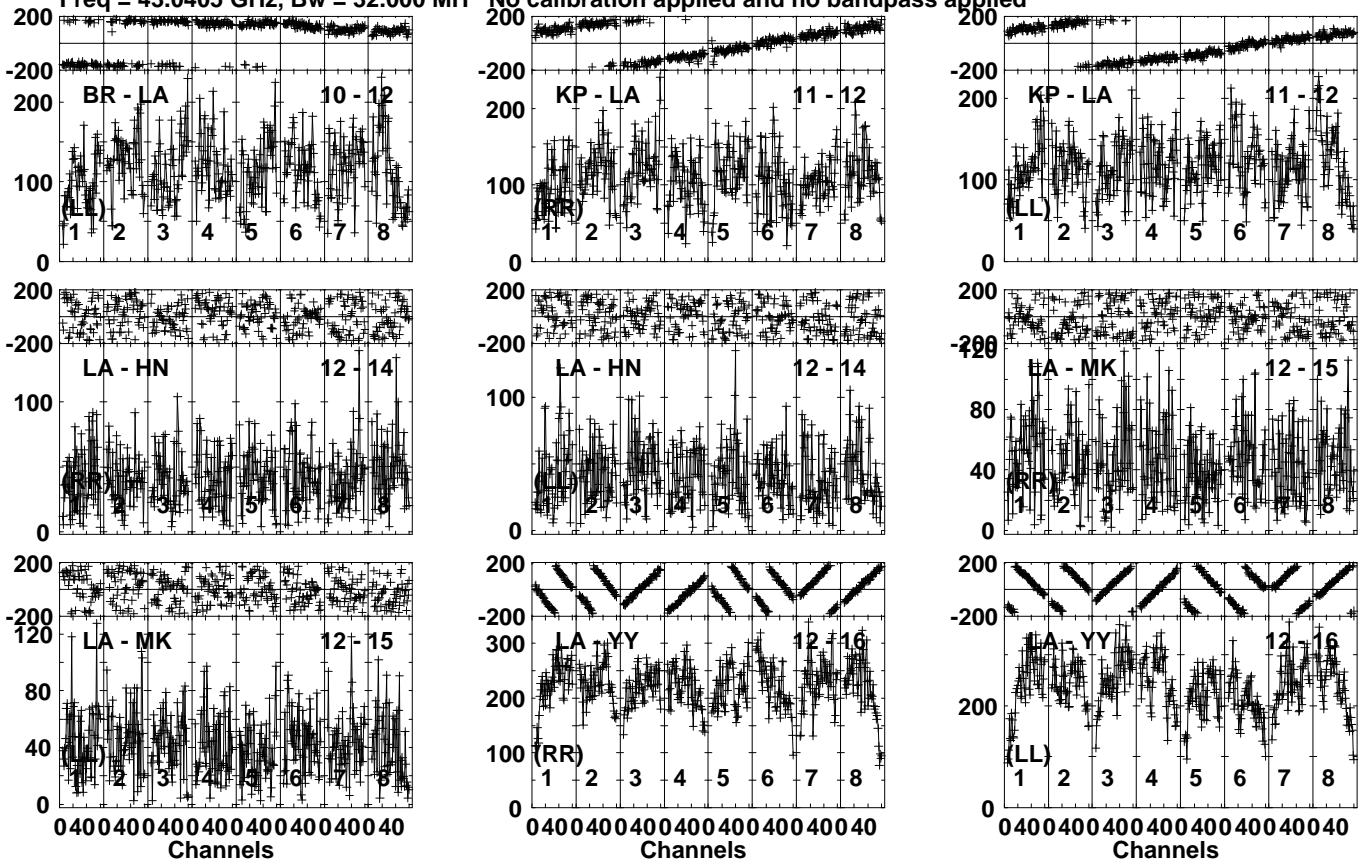
Lower frame: Micro Ampl Jy Top frame: Phas deg  
Vector averaged cross-power spectrum Several baselines displayed  
Timerange: 01/08:33:00 to 01/08:42:59

Plot file version 331 created 22-JUL-2021 03:10:52

M87 GK053.UVDATA.1

Freq = 43.0405 GHz, Bw = 32.000 MH

No calibration applied and no bandpass applied



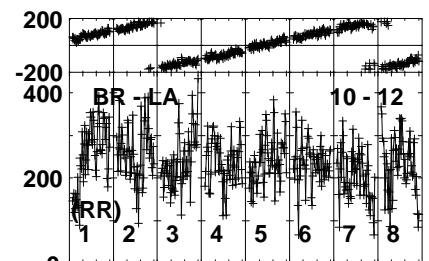
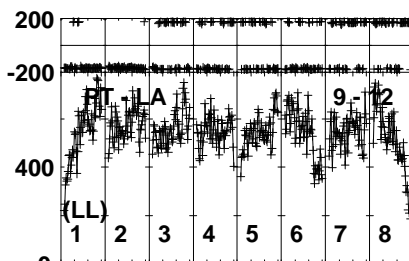
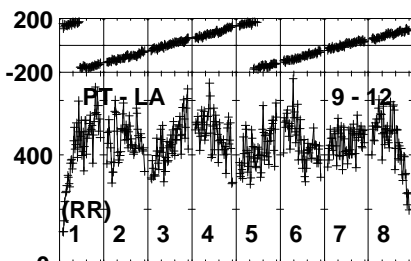
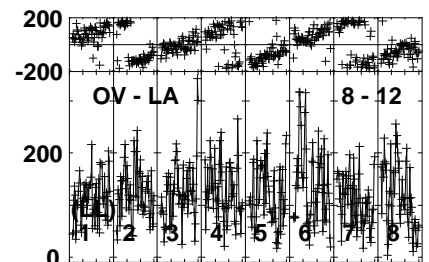
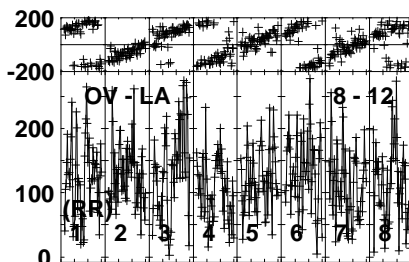
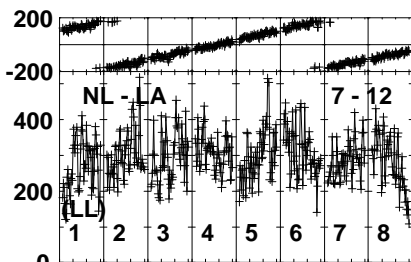
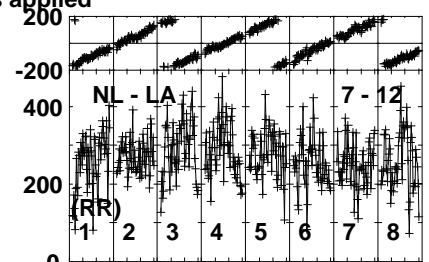
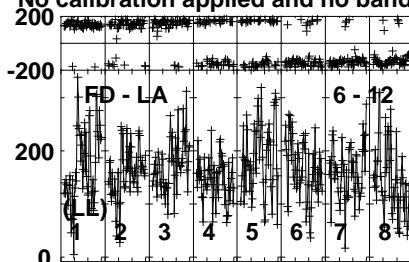
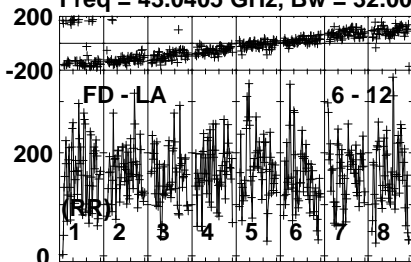
Lower frame: Micro Ampl Jy Top frame: Phas deg  
Vector averaged cross-power spectrum Several baselines displayed  
Timerange: 01/08:33:00 to 01/08:42:59

Plot file version 332 created 22-JUL-2021 03:10:56

3C273 GK053.UVDATA.1

Freq = 43.0405 GHz, Bw = 32.000 MH

No calibration applied and no bandpass applied



040040040040040040040040

Channels

040040040040040040040040

Channels

040040040040040040040040

Channels

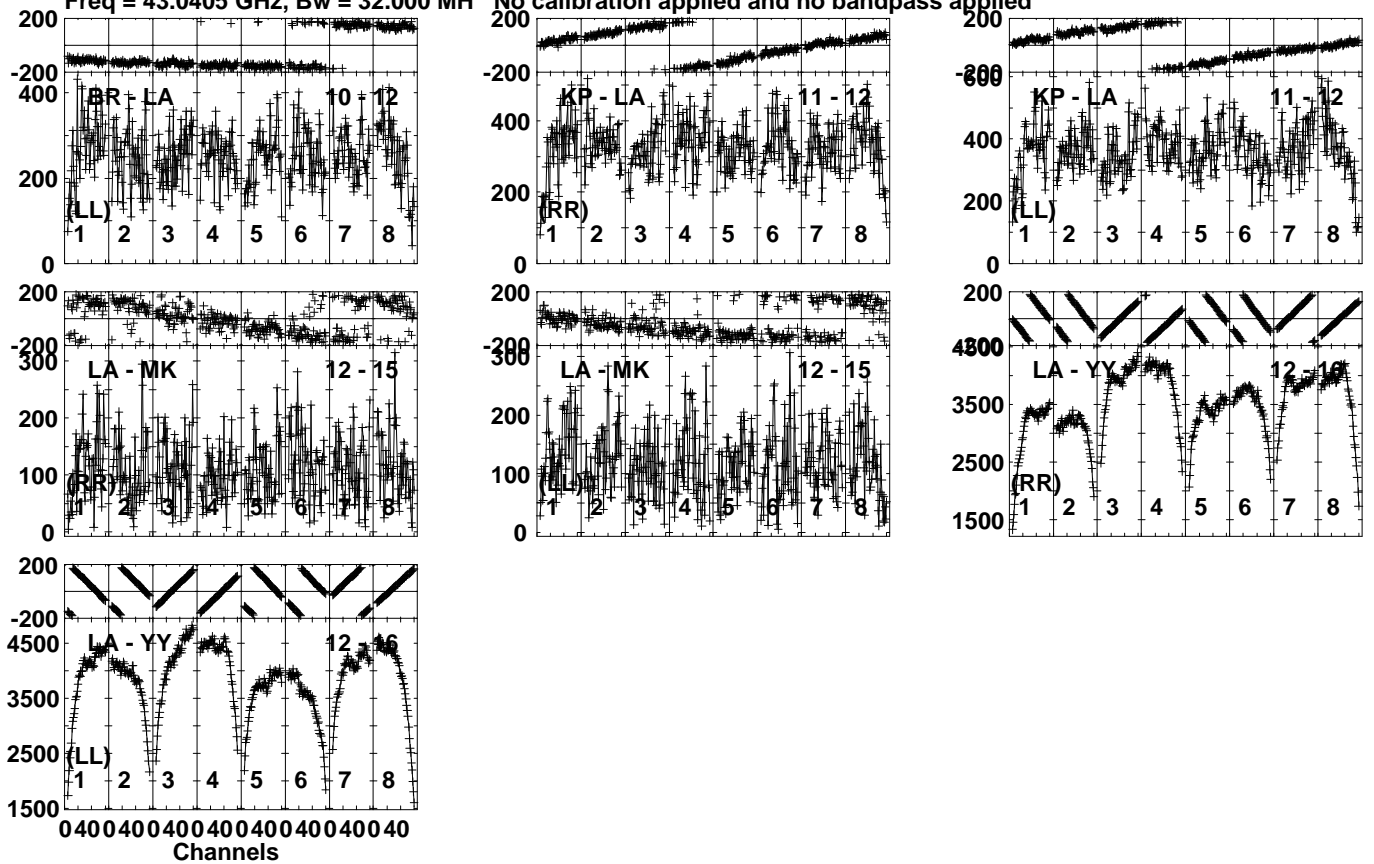
Lower frame: Micro Ampl Jy Top frame: Phas deg  
Vector averaged cross-power spectrum Several baselines displayed  
Timerange: 01/08:44:01 to 01/08:47:00

Plot file version 333 created 22-JUL-2021 03:10:57

3C273 GK053.UVDATA.1

Freq = 43.0405 GHz, Bw = 32.000 MH

No calibration applied and no bandpass applied



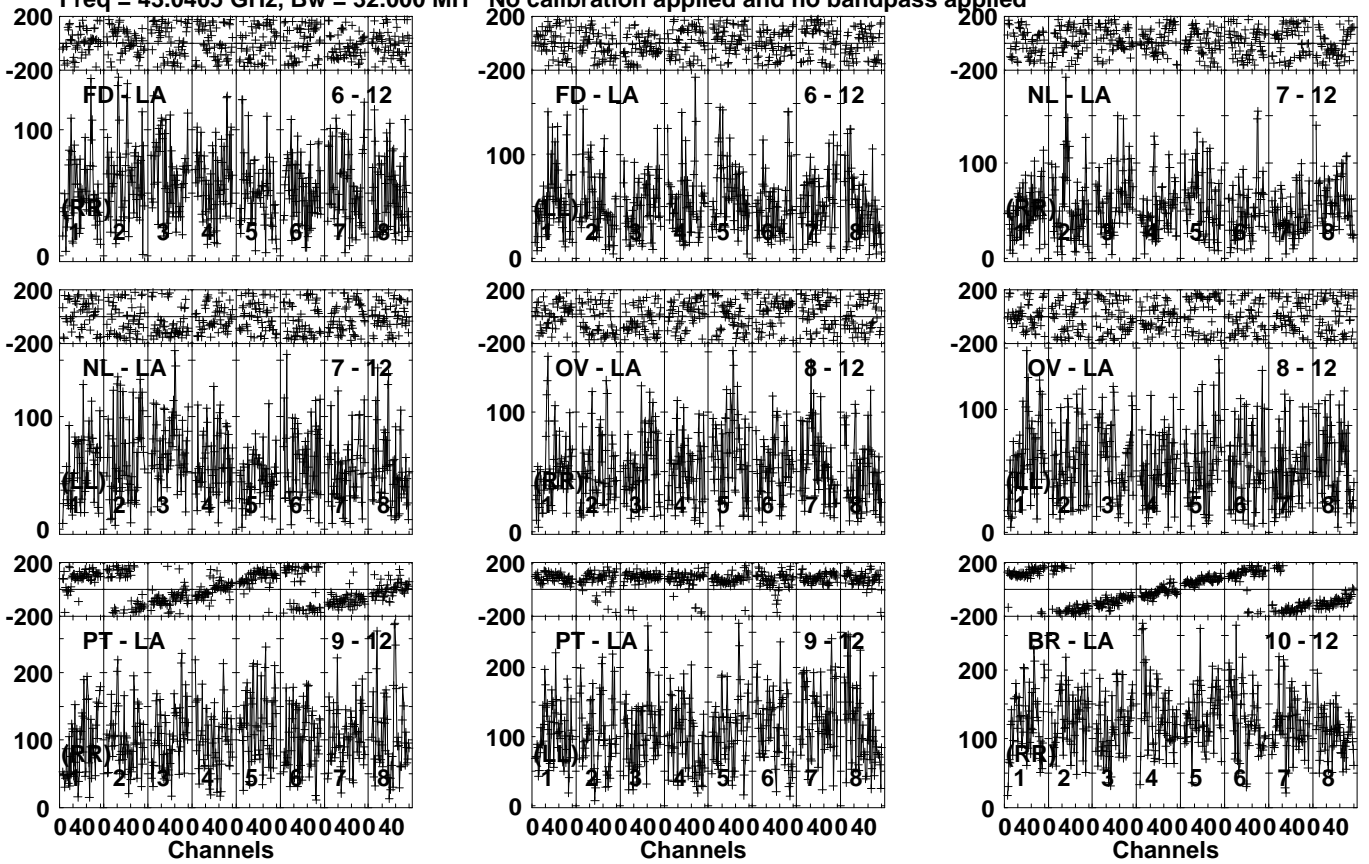
Lower frame: Micro Ampl Jy Top frame: Phas deg  
Vector averaged cross-power spectrum Several baselines displayed  
Timerange: 01/08:44:01 to 01/08:47:00

Plot file version 334 created 22-JUL-2021 03:11:00

M87 GK053.UVDATA.1

Freq = 43.0405 GHz, Bw = 32.000 MH

No calibration applied and no bandpass applied



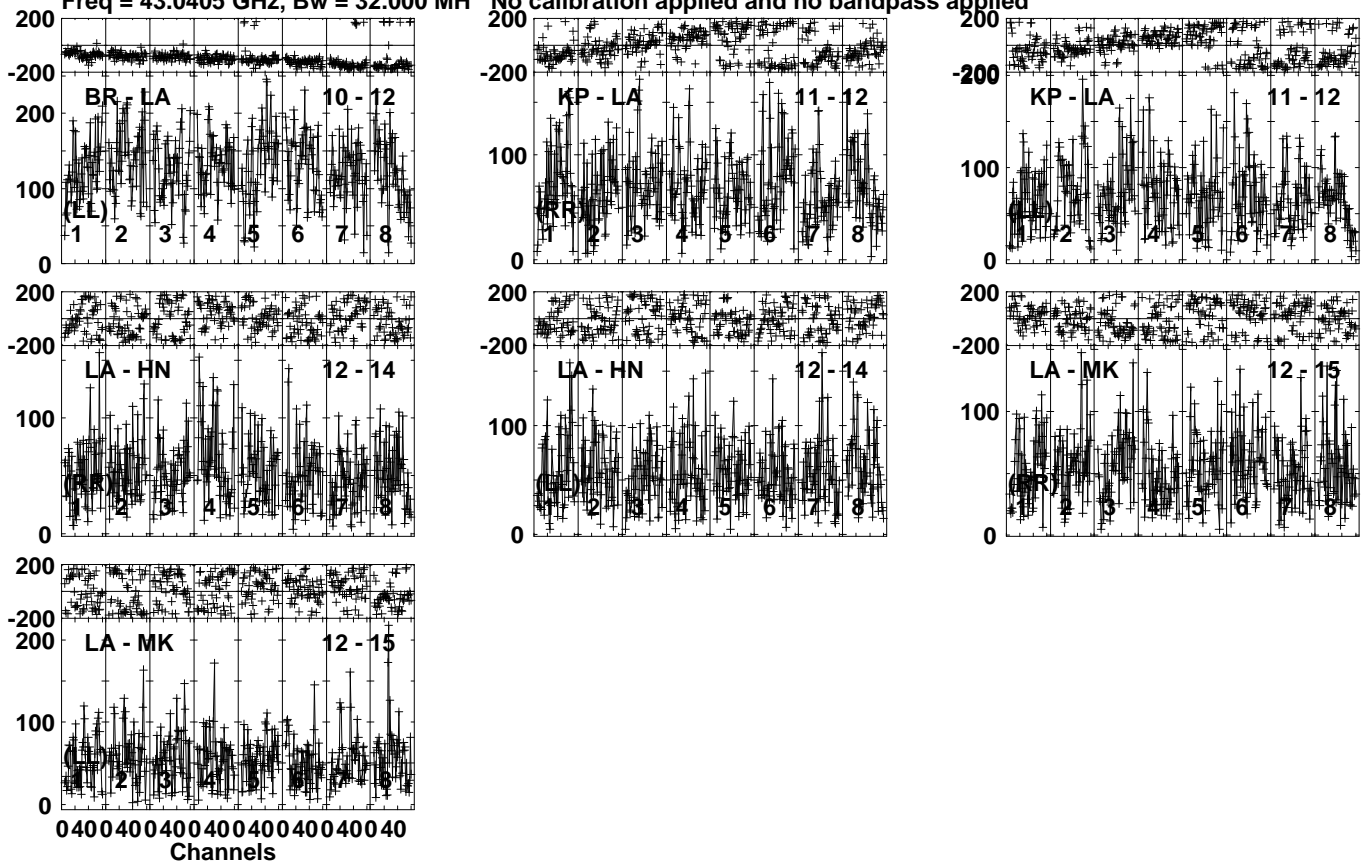
Lower frame: Micro Ampl Jy Top frame: Phas deg  
Vector averaged cross-power spectrum Several baselines displayed  
Timerange: 01/08:48:01 to 01/08:54:00

Plot file version 335 created 22-JUL-2021 03:11:01

M87 GK053.UVDATA.1

Freq = 43.0405 GHz, Bw = 32.000 MH

No calibration applied and no bandpass applied



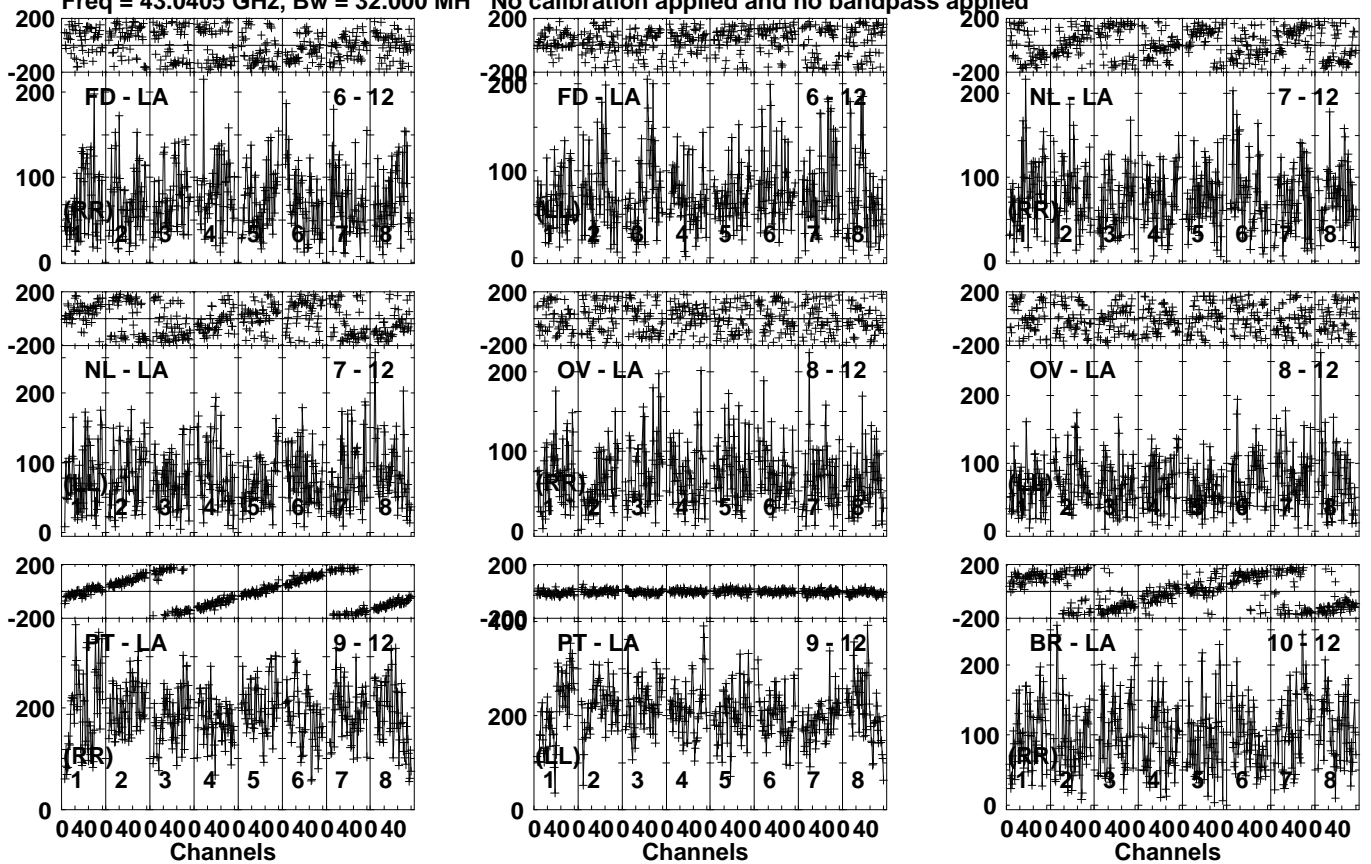
Lower frame: Micro Ampl Jy Top frame: Phas deg  
Vector averaged cross-power spectrum Several baselines displayed  
Timerange: 01/08:48:01 to 01/08:54:00

Plot file version 336 created 22-JUL-2021 03:11:04

M87 GK053.UVDATA.1

Freq = 43.0405 GHz, Bw = 32.000 MH

No calibration applied and no bandpass applied



Lower frame: Micro Ampl Jy Top frame: Phas deg  
Vector averaged cross-power spectrum Several baselines displayed  
Timerange: 01/08:55:01 to 01/08:58:59

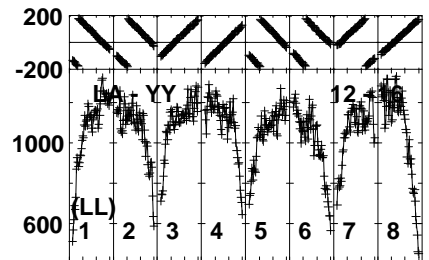
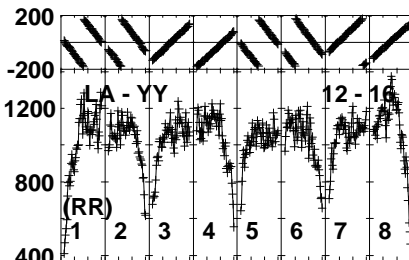
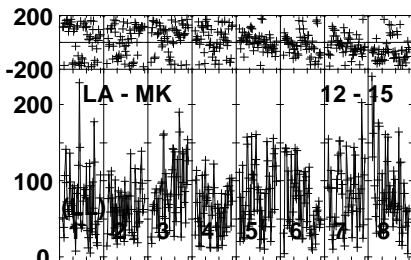
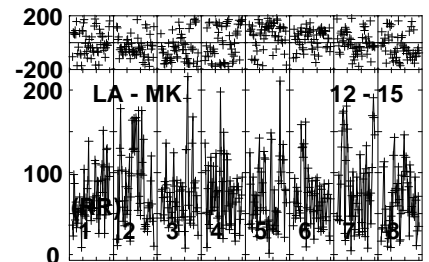
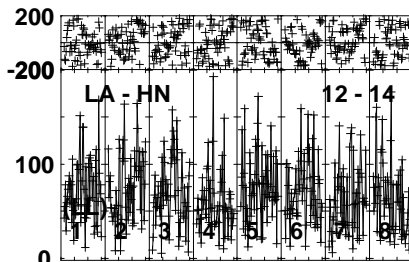
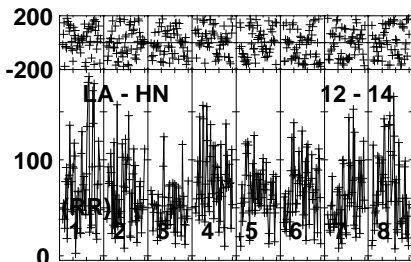
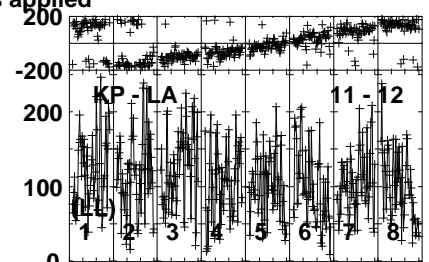
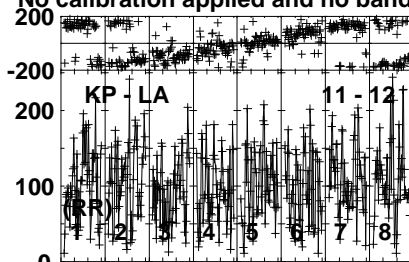
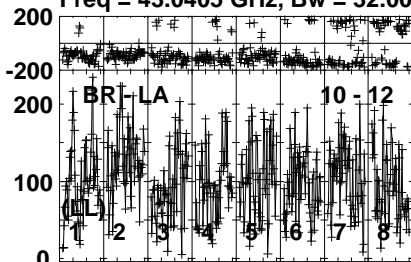


Plot file version 337 created 22-JUL-2021 03:11:05

M87 GK053.UVDATA.1

Freq = 43.0405 GHz, Bw = 32.000 MH

No calibration applied and no bandpass applied



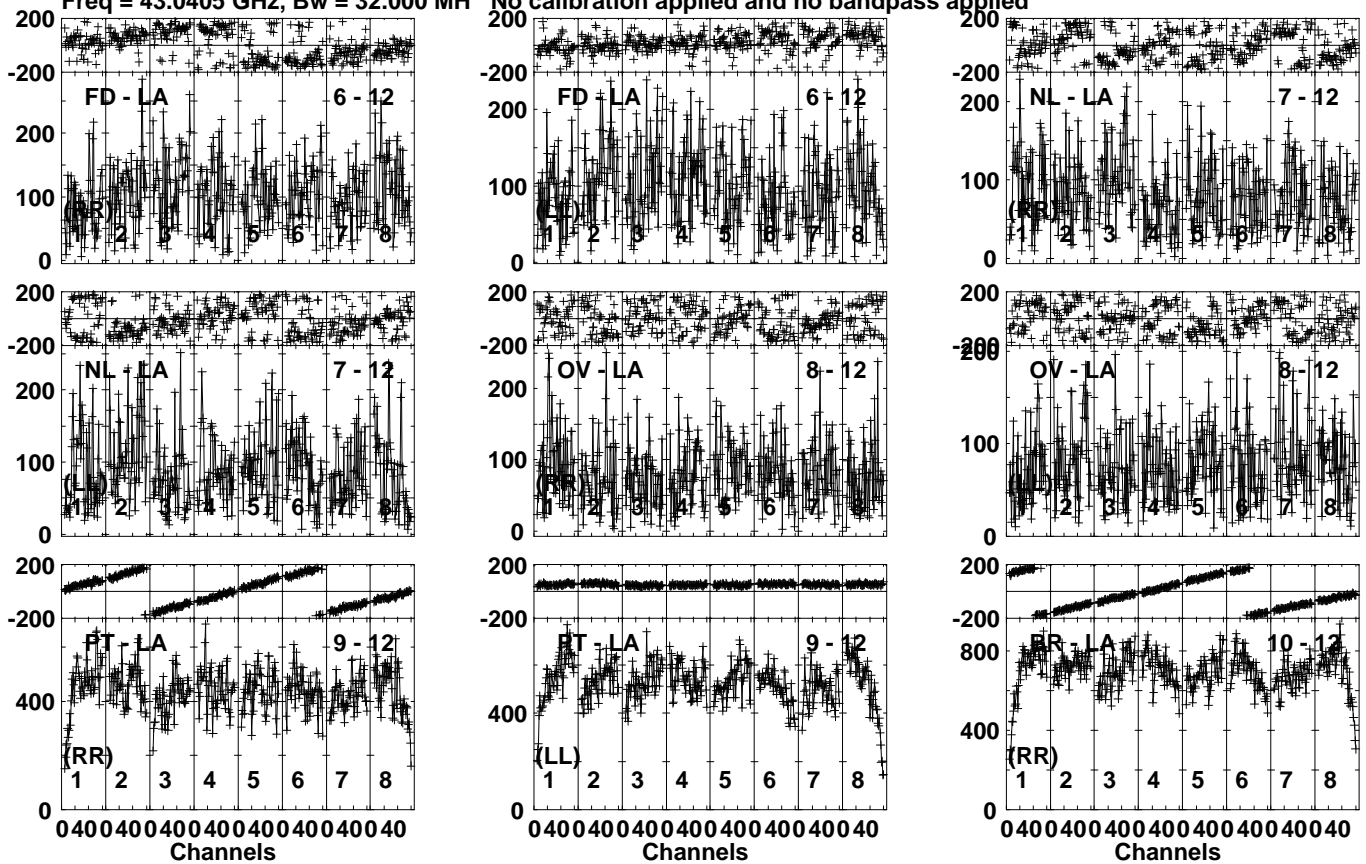
Lower frame: Micro Ampl Jy Top frame: Phas deg  
Vector averaged cross-power spectrum Several baselines displayed  
Timerange: 01/08:55:01 to 01/08:58:59

Plot file version 338 created 22-JUL-2021 03:11:15

3C273 GK053.UVDATA.1

Freq = 43.0405 GHz, Bw = 32.000 MH

No calibration applied and no bandpass applied



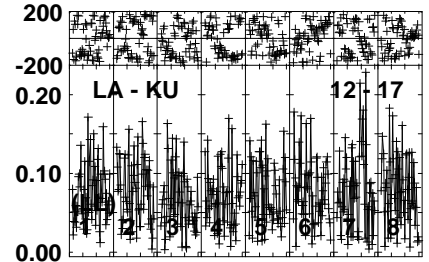
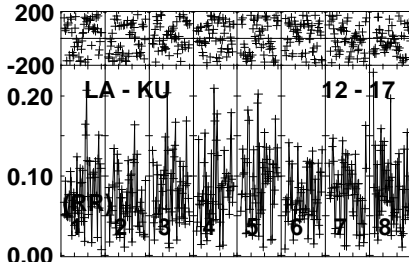
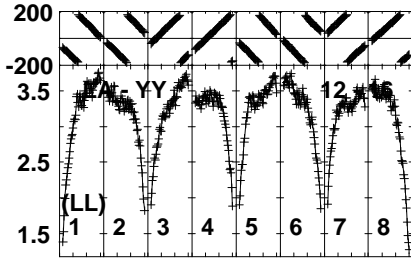
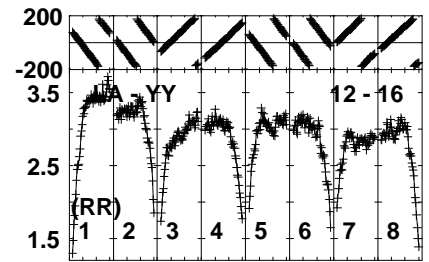
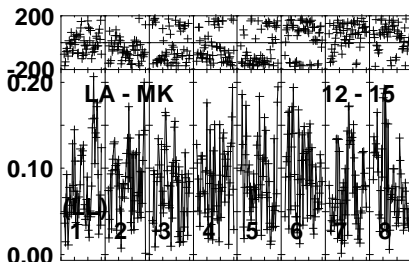
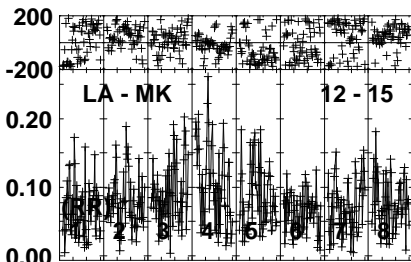
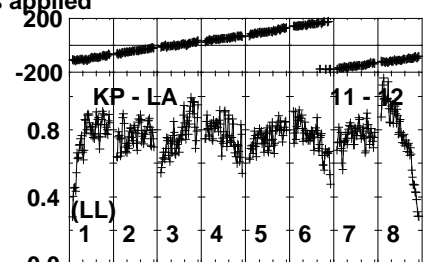
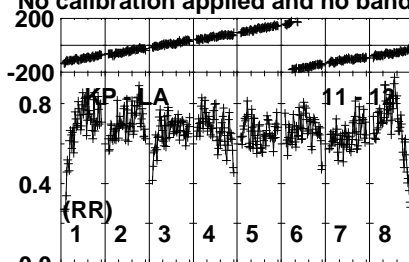
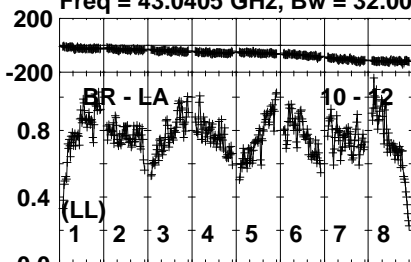
Lower frame: Micro Ampl Jy Top frame: Phas deg  
Vector averaged cross-power spectrum Several baselines displayed  
Timerange: 01/09:00:00 to 01/09:03:00

Plot file version 339 created 22-JUL-2021 03:11:16

3C273 GK053.UVDATA.1

Freq = 43.0405 GHz, Bw = 32.000 MH

No calibration applied and no bandpass applied



0400400400400400400400400400  
Channels

0400400400400400400400400400  
Channels

0400400400400400400400400400  
Channels

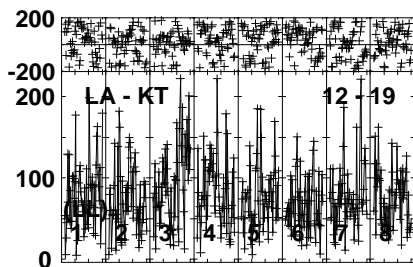
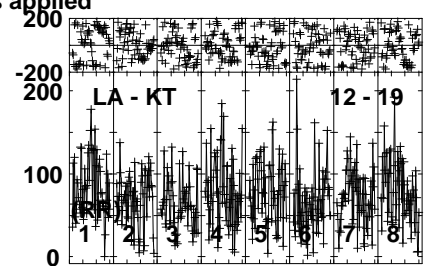
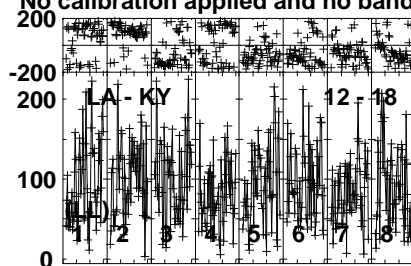
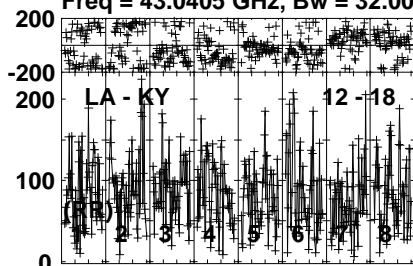
Lower frame: Milli Ampl Jy Top frame: Phas deg  
Vector averaged cross-power spectrum Several baselines displayed  
Timerange: 01/09:00:00 to 01/09:03:00

Plot file version 340 created 22-JUL-2021 03:11:17

3C273 GK053.UVDATA.1

Freq = 43.0405 GHz, Bw = 32.000 MH

No calibration applied and no bandpass applied



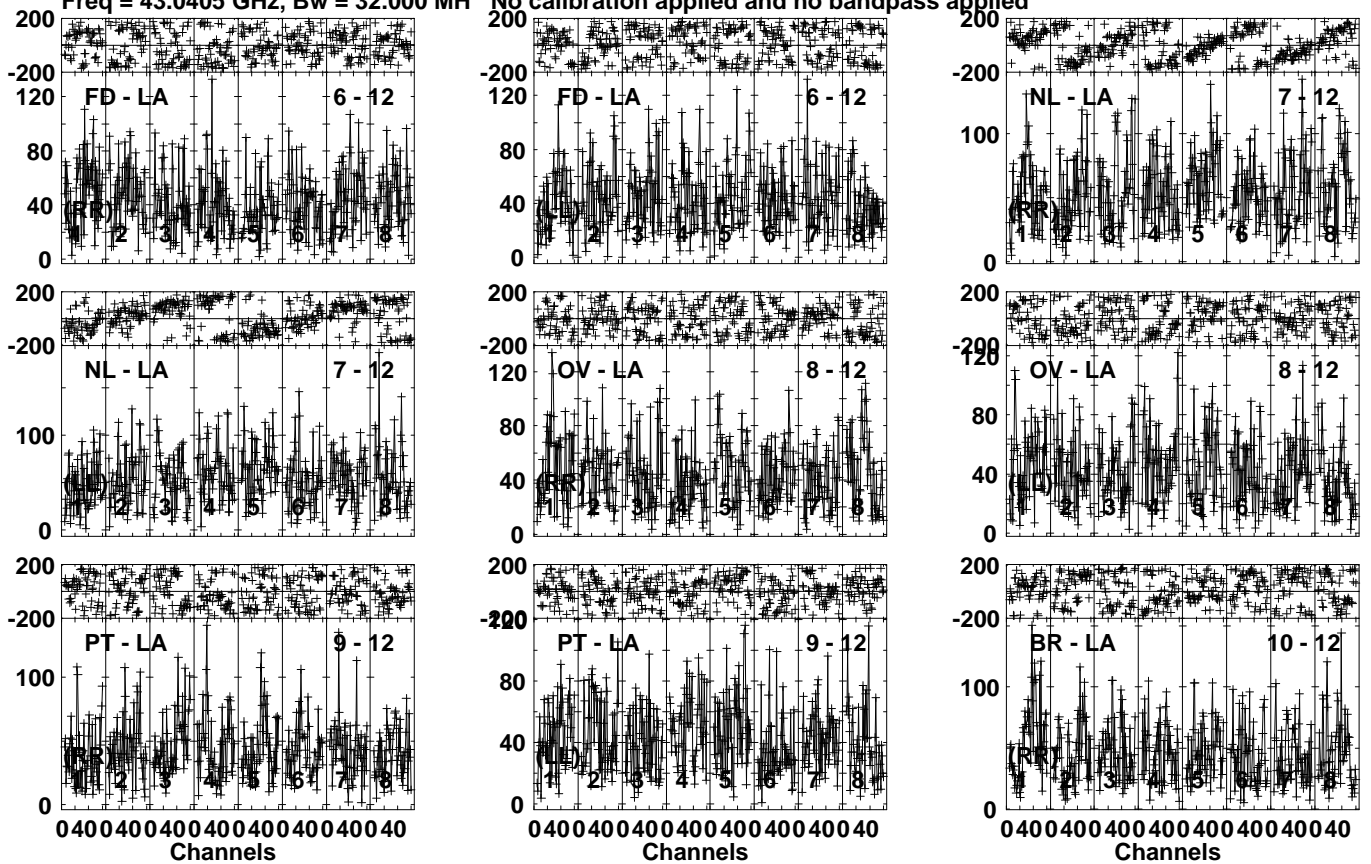
Lower frame: Micro Ampl Jy Top frame: Phas deg  
Vector averaged cross-power spectrum Several baselines displayed  
Timerange: 01/09:00:00 to 01/09:03:00

Plot file version 341 created 22-JUL-2021 03:11:22

M87 GK053.UVDATA.1

Freq = 43.0405 GHz, Bw = 32.000 MH

No calibration applied and no bandpass applied



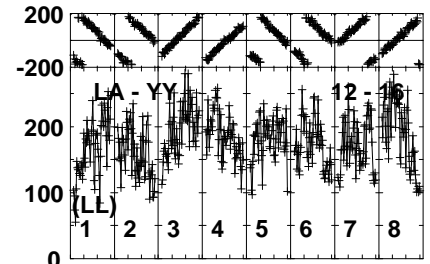
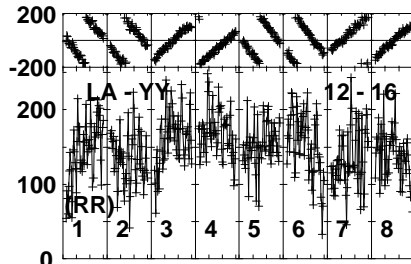
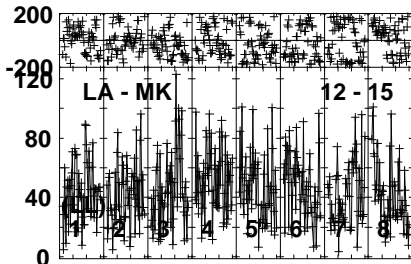
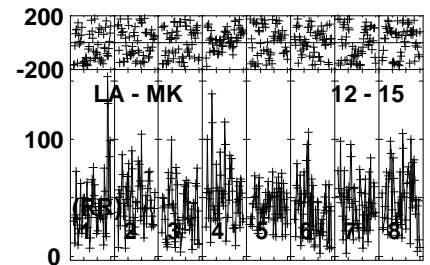
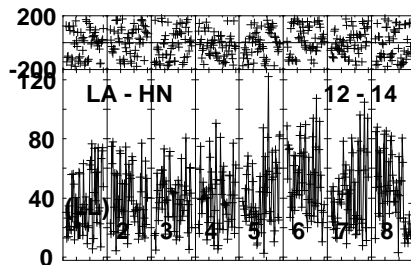
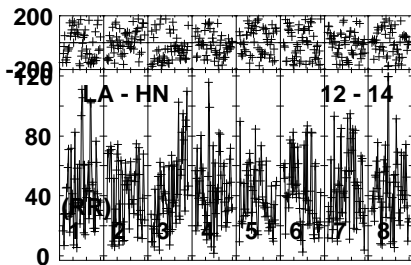
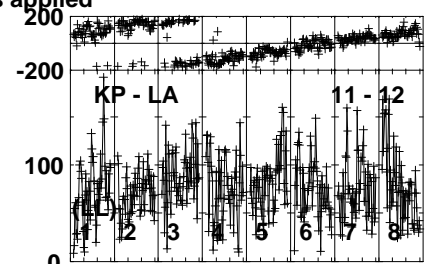
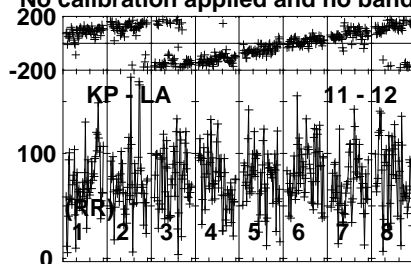
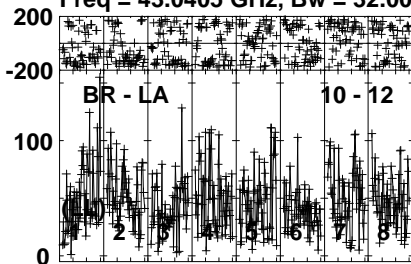
Lower frame: Micro Ampl Jy Top frame: Phas deg  
Vector averaged cross-power spectrum Several baselines displayed  
Timerange: 01/09:04:31 to 01/09:14:29

Plot file version 342 created 22-JUL-2021 03:11:23

M87 GK053.UVDATA.1

Freq = 43.0405 GHz, Bw = 32.000 MH

No calibration applied and no bandpass applied



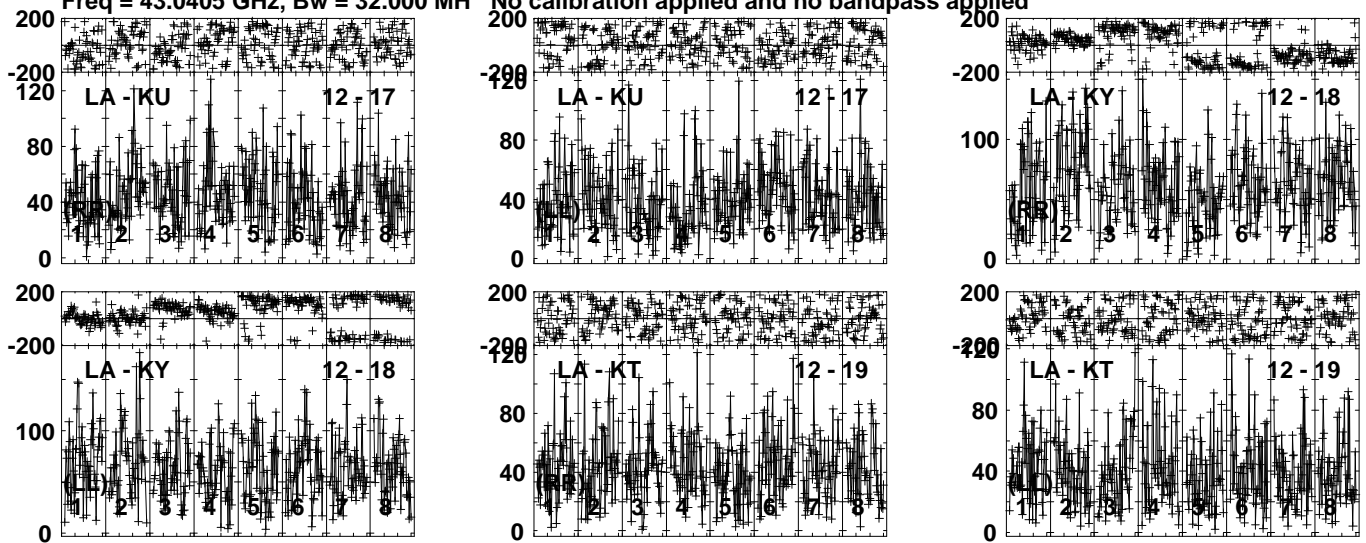
Lower frame: Micro Ampl Jy Top frame: Phas deg  
Vector averaged cross-power spectrum Several baselines displayed  
Timerange: 01/09:04:31 to 01/09:14:29

Plot file version 343 created 22-JUL-2021 03:11:24

M87 GK053.UVDATA.1

Freq = 43.0405 GHz, Bw = 32.000 MH

No calibration applied and no bandpass applied



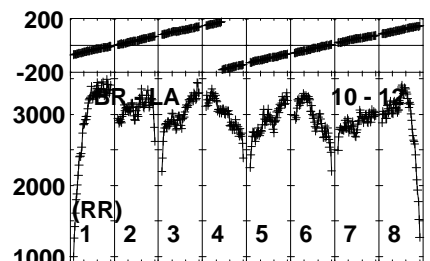
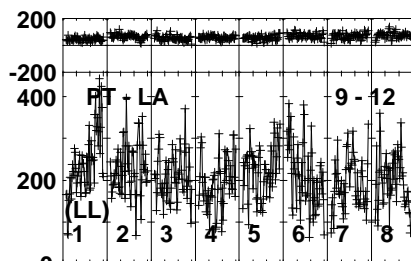
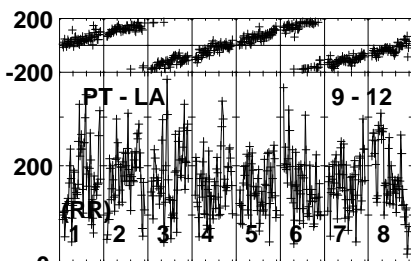
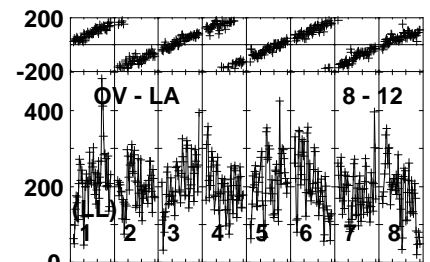
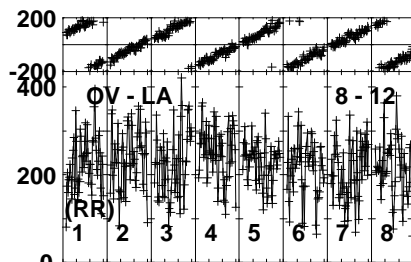
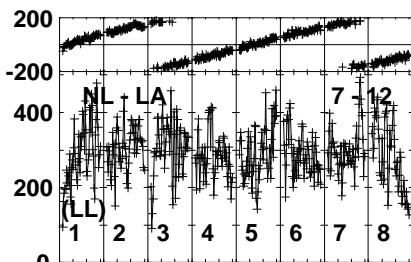
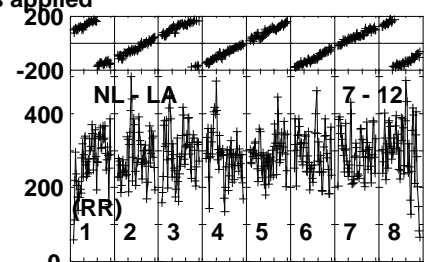
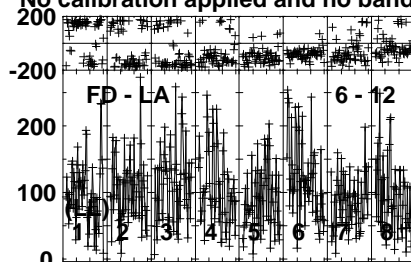
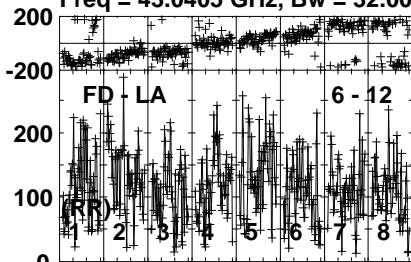
Lower frame: Micro Ampl Jy Top frame: Phas deg  
Vector averaged cross-power spectrum Several baselines displayed  
Timerange: 01/09:04:31 to 01/09:14:29

Plot file version 344 created 22-JUL-2021 03:11:31

3C279 GK053.UVDATA.1

Freq = 43.0405 GHz, Bw = 32.000 MH

No calibration applied and no bandpass applied



Lower frame: Micro Ampl Jy Top frame: Phas deg  
Vector averaged cross-power spectrum Several baselines displayed  
Timerange: 01/09:16:00 to 01/09:18:59

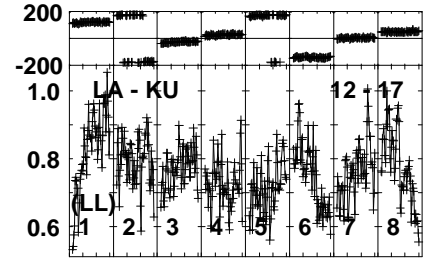
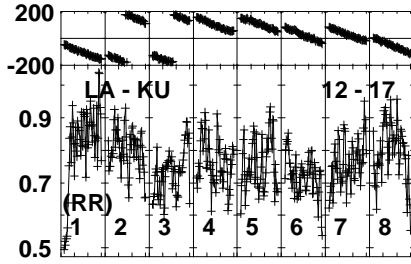
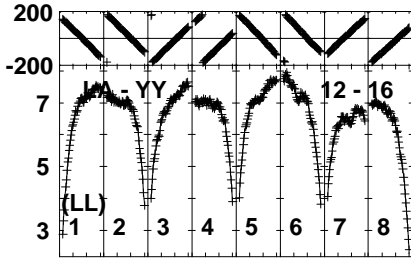
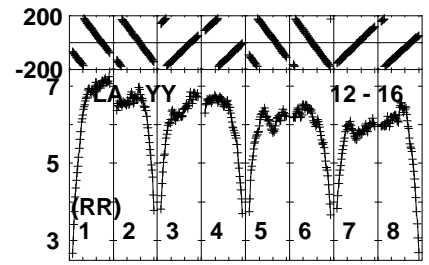
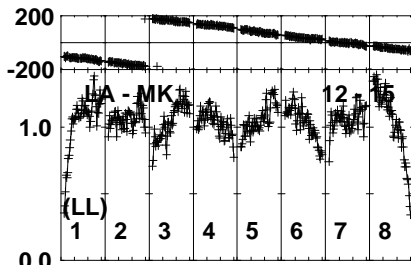
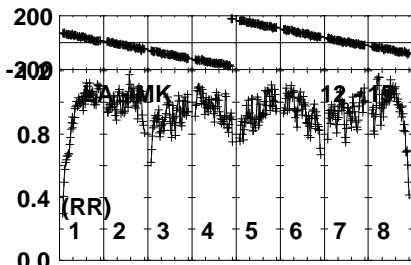
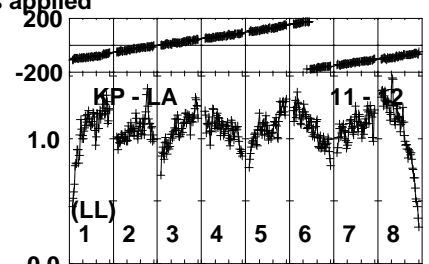
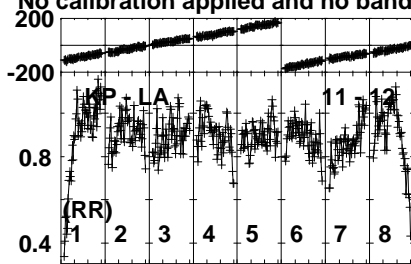
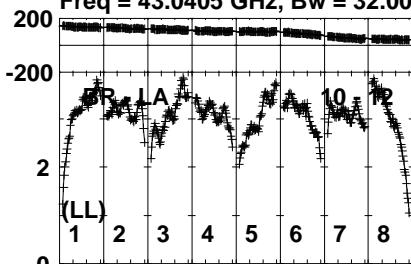


Plot file version 345 created 22-JUL-2021 03:11:31

3C279 GK053.UVDATA.1

Freq = 43.0405 GHz, Bw = 32.000 MH

No calibration applied and no bandpass applied



040040040040040040040040040040  
Channels

040040040040040040040040040040  
Channels

040040040040040040040040040040  
Channels

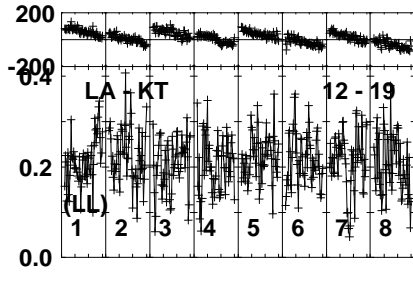
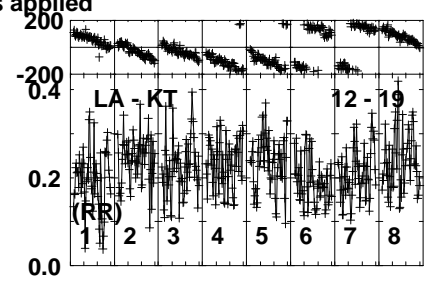
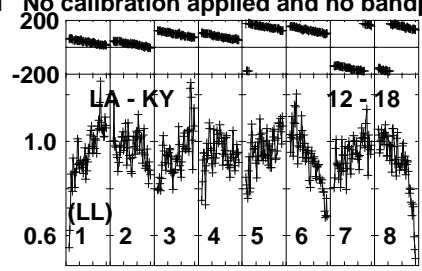
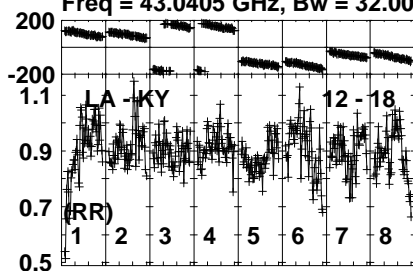
Lower frame: Milli Ampl Jy Top frame: Phas deg  
Vector averaged cross-power spectrum Several baselines displayed  
Timerange: 01/09:16:00 to 01/09:18:59

Plot file version 346 created 22-JUL-2021 03:11:33

3C279 GK053.UVDATA.1

Freq = 43.0405 GHz, Bw = 32.000 MH

No calibration applied and no bandpass applied



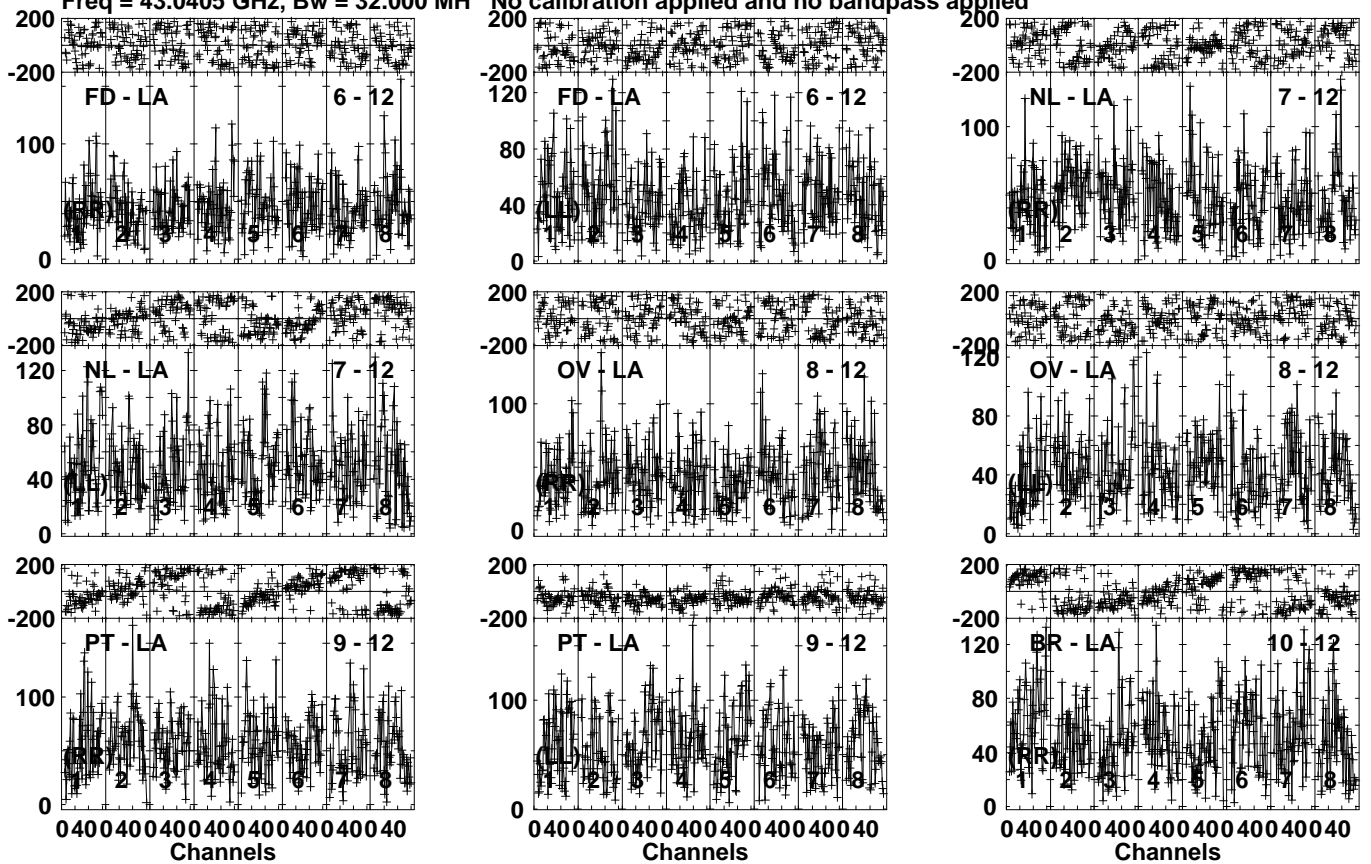
Lower frame: Milli Ampl Jy Top frame: Phas deg  
Vector averaged cross-power spectrum Several baselines displayed  
Timerange: 01/09:16:00 to 01/09:18:59

Plot file version 347 created 22-JUL-2021 03:11:37

M87 GK053.UVDATA.1

Freq = 43.0405 GHz, Bw = 32.000 MH

No calibration applied and no bandpass applied



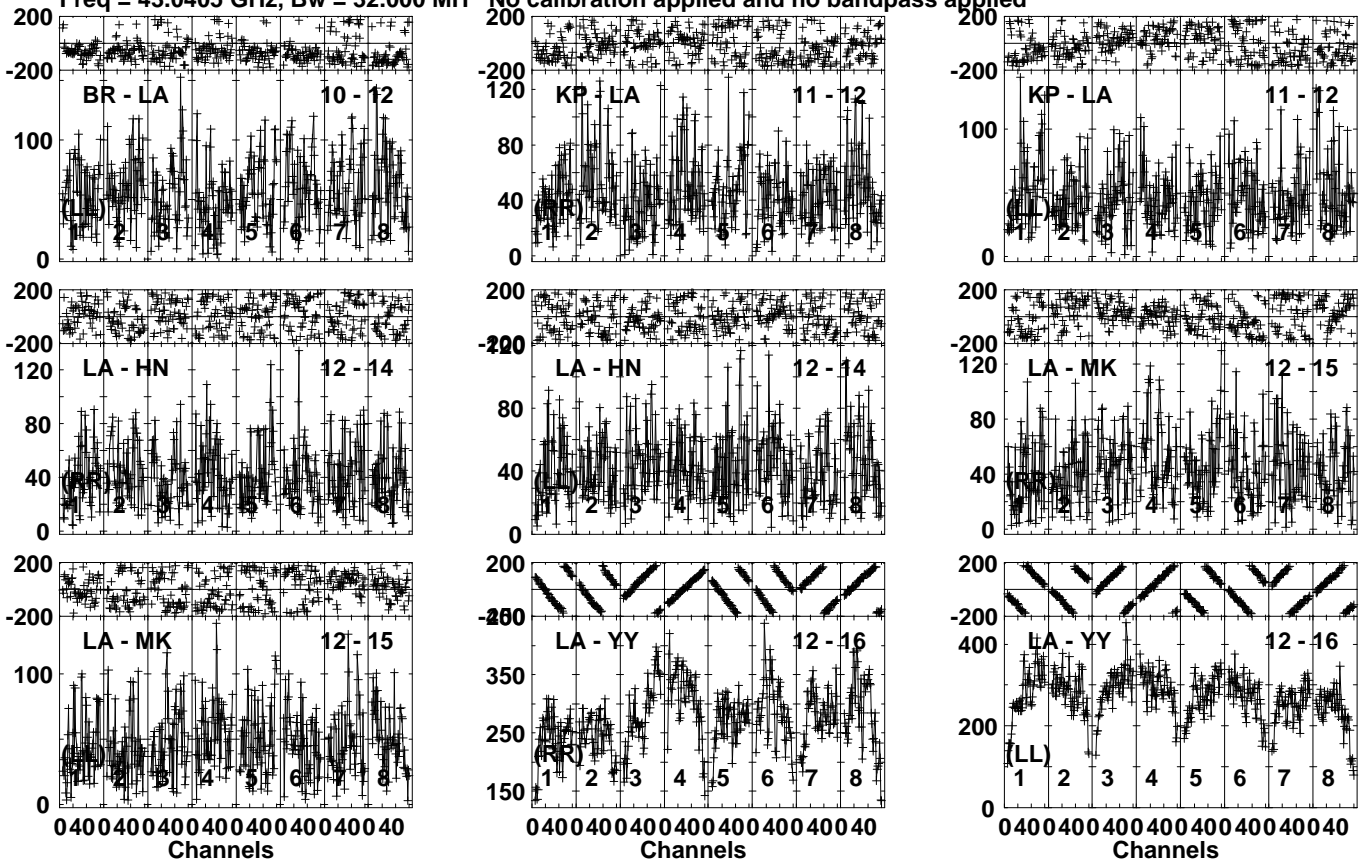
Lower frame: Micro Ampl Jy Top frame: Phas deg  
Vector averaged cross-power spectrum Several baselines displayed  
Timerange: 01/09:20:31 to 01/09:30:29

Plot file version 348 created 22-JUL-2021 03:11:38

M87 GK053.UVDATA.1

Freq = 43.0405 GHz, Bw = 32.000 MH

No calibration applied and no bandpass applied



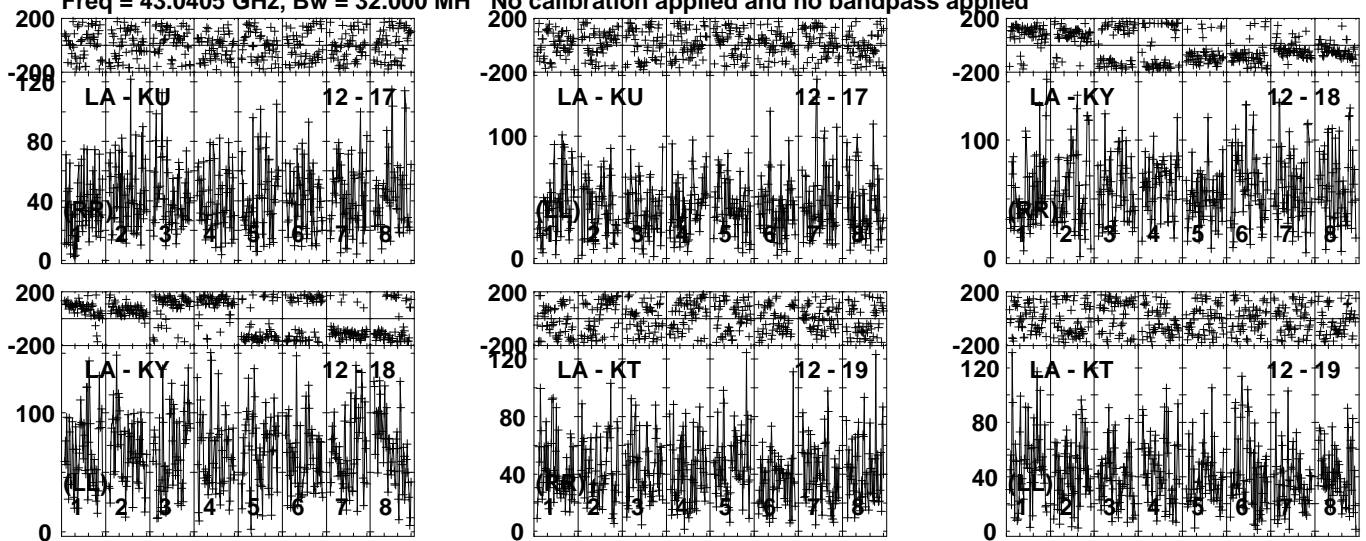
Lower frame: Micro Ampl Jy Top frame: Phas deg  
Vector averaged cross-power spectrum Several baselines displayed  
Timerange: 01/09:20:31 to 01/09:30:29

Plot file version 349 created 22-JUL-2021 03:11:40

M87 GK053.UVDATA.1

Freq = 43.0405 GHz, Bw = 32.000 MH

No calibration applied and no bandpass applied



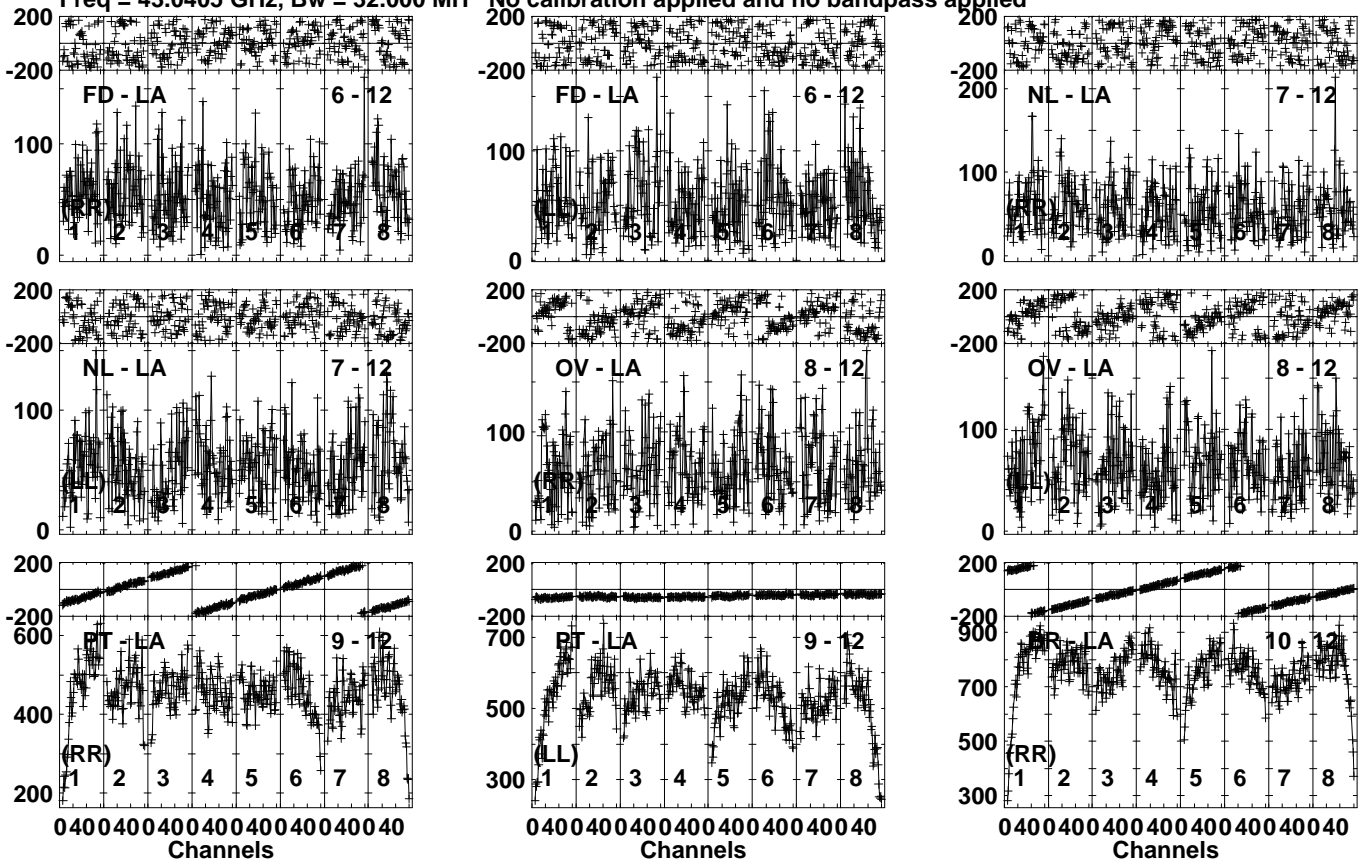
Lower frame: Micro Ampl Jy Top frame: Phas deg  
Vector averaged cross-power spectrum Several baselines displayed  
Timerange: 01/09:20:31 to 01/09:30:29

Plot file version 350 created 22-JUL-2021 03:11:46

3C273 GK053.UVDATA.1

Freq = 43.0405 GHz, Bw = 32.000 MH

No calibration applied and no bandpass applied



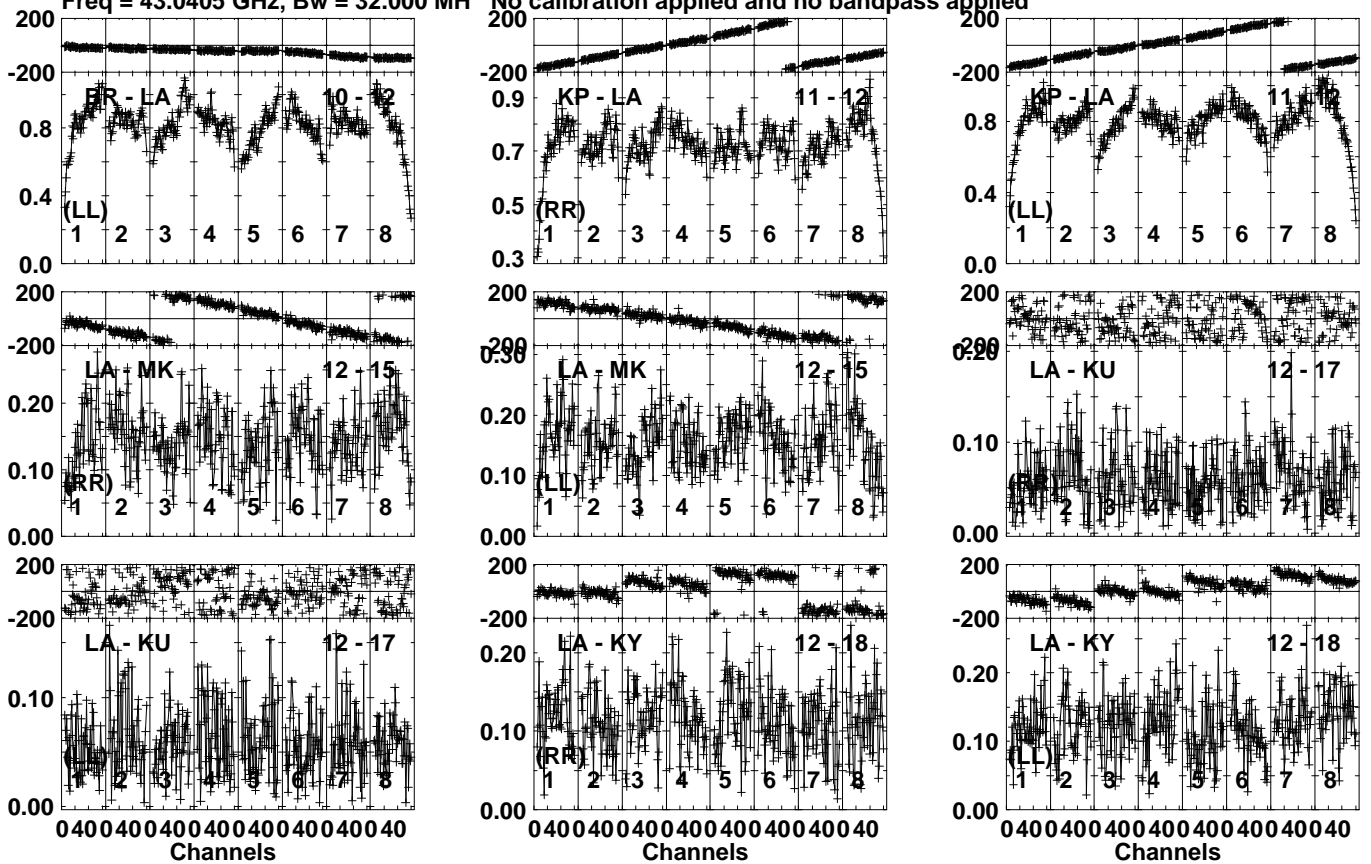
Lower frame: Micro Ampl Jy Top frame: Phas deg  
 Vector averaged cross-power spectrum Several baselines displayed  
 Timerange: 01/09:32:00 to 01/09:38:00

Plot file version 351 created 22-JUL-2021 03:11:47

3C273 GK053.UVDATA.1

Freq = 43.0405 GHz, Bw = 32.000 MH

No calibration applied and no bandpass applied



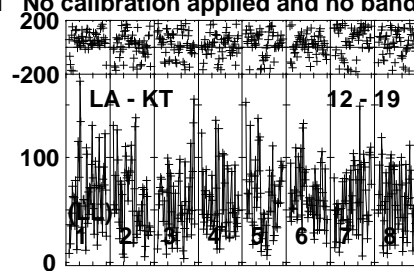
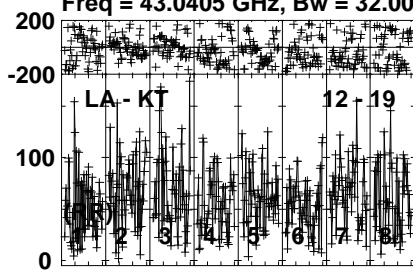
Lower frame: Milli Ampl Jy Top frame: Phas deg  
Vector averaged cross-power spectrum Several baselines displayed  
Timerange: 01/09:32:00 to 01/09:38:00

Plot file version 352 created 22-JUL-2021 03:11:48

3C273 GK053.UVDATA.1

Freq = 43.0405 GHz, Bw = 32.000 MH

No calibration applied and no bandpass applied



Lower frame: Micro Ampl Jy Top frame: Phas deg  
Vector averaged cross-power spectrum Several baselines displayed  
Timerange: 01/09:32:00 to 01/09:38:00

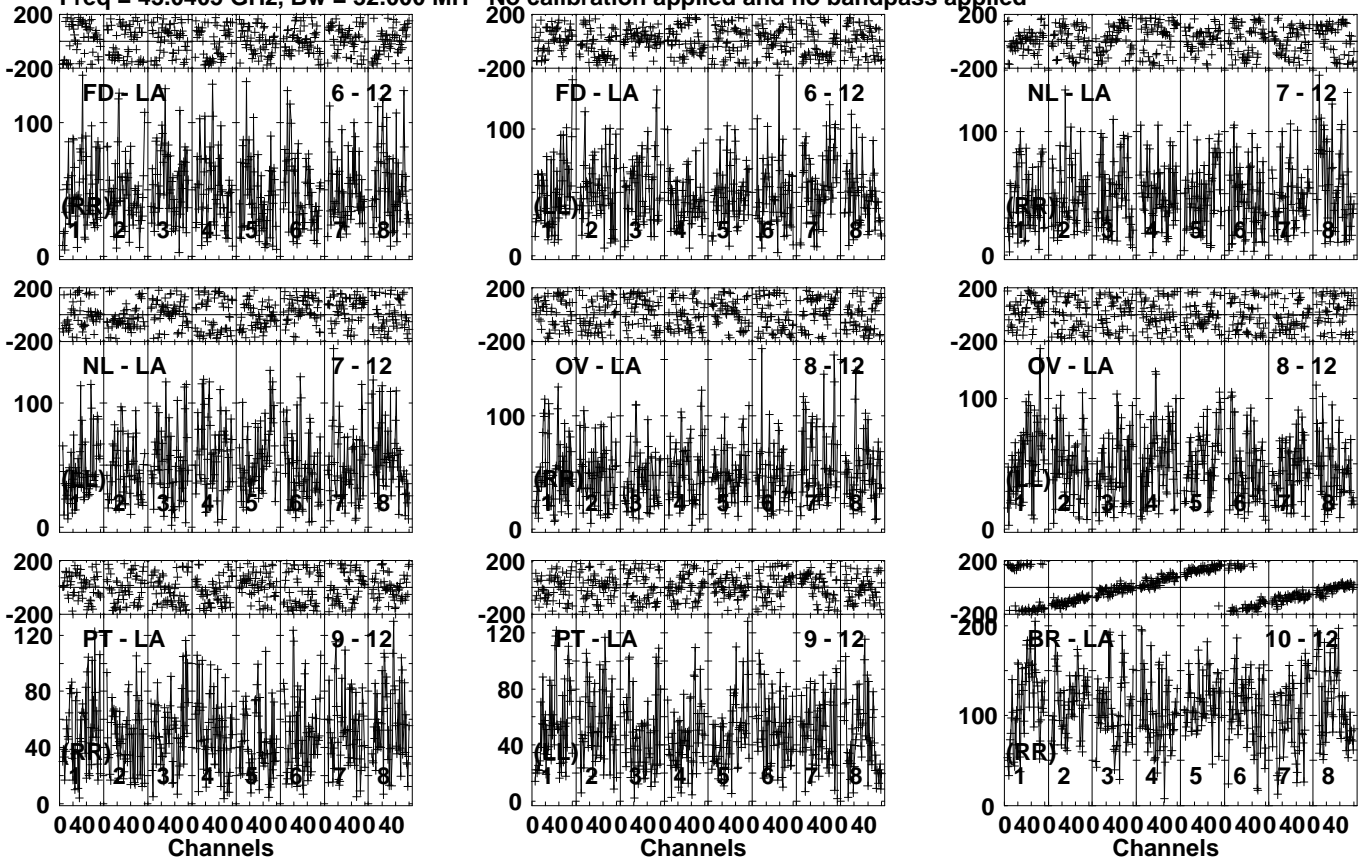


Plot file version 353 created 22-JUL-2021 03:11:52

M87 GK053.UVDATA.1

Freq = 43.0405 GHz, Bw = 32.000 MH

No calibration applied and no bandpass applied



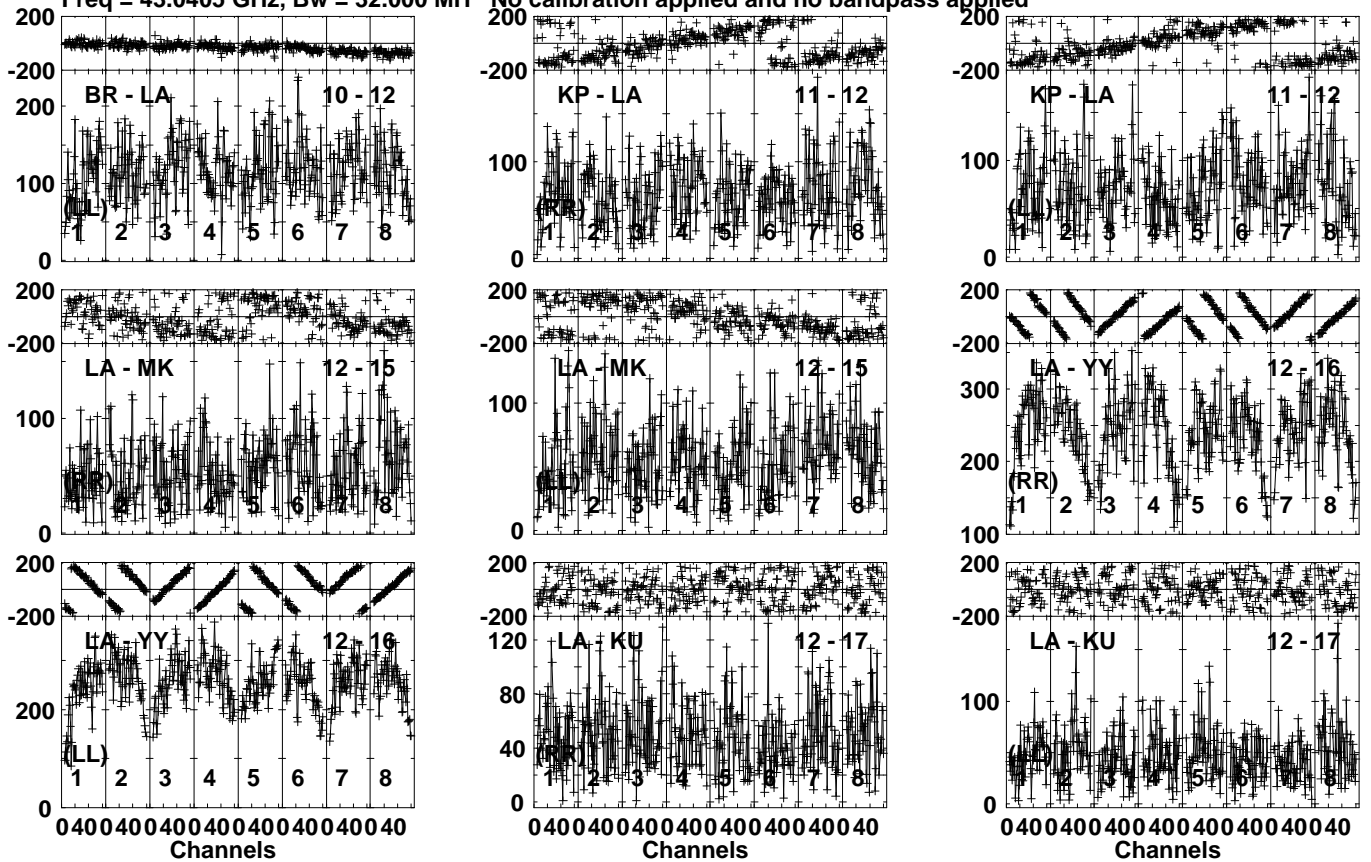
Lower frame: Micro Ampl Jy Top frame: Phas deg  
Vector averaged cross-power spectrum Several baselines displayed  
Timerange: 01/09:39:00 to 01/09:46:59

Plot file version 354 created 22-JUL-2021 03:11:53

M87 GK053.UVDATA.1

Freq = 43.0405 GHz, Bw = 32.000 MH

No calibration applied and no bandpass applied

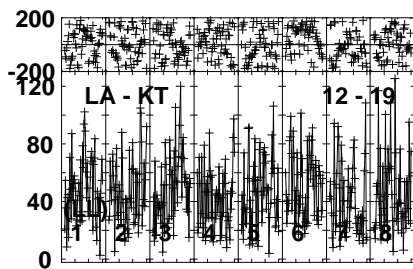
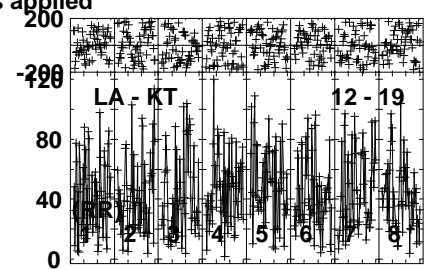
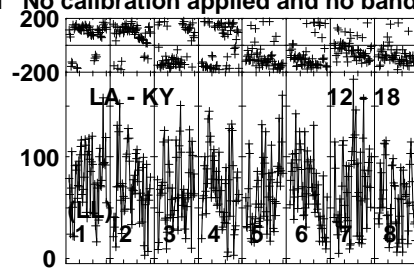
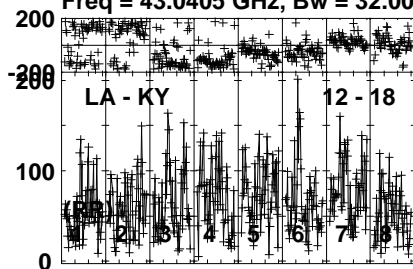


Lower frame: Micro Ampl Jy Top frame: Phas deg  
Vector averaged cross-power spectrum Several baselines displayed  
Timerange: 01/09:39:00 to 01/09:46:59

Plot file version 355 created 22-JUL-2021 03:11:54

M87 GK053.UVDATA.1

Freq = 43.0405 GHz, Bw = 32.000 MH No calibration applied and no bandpass applied



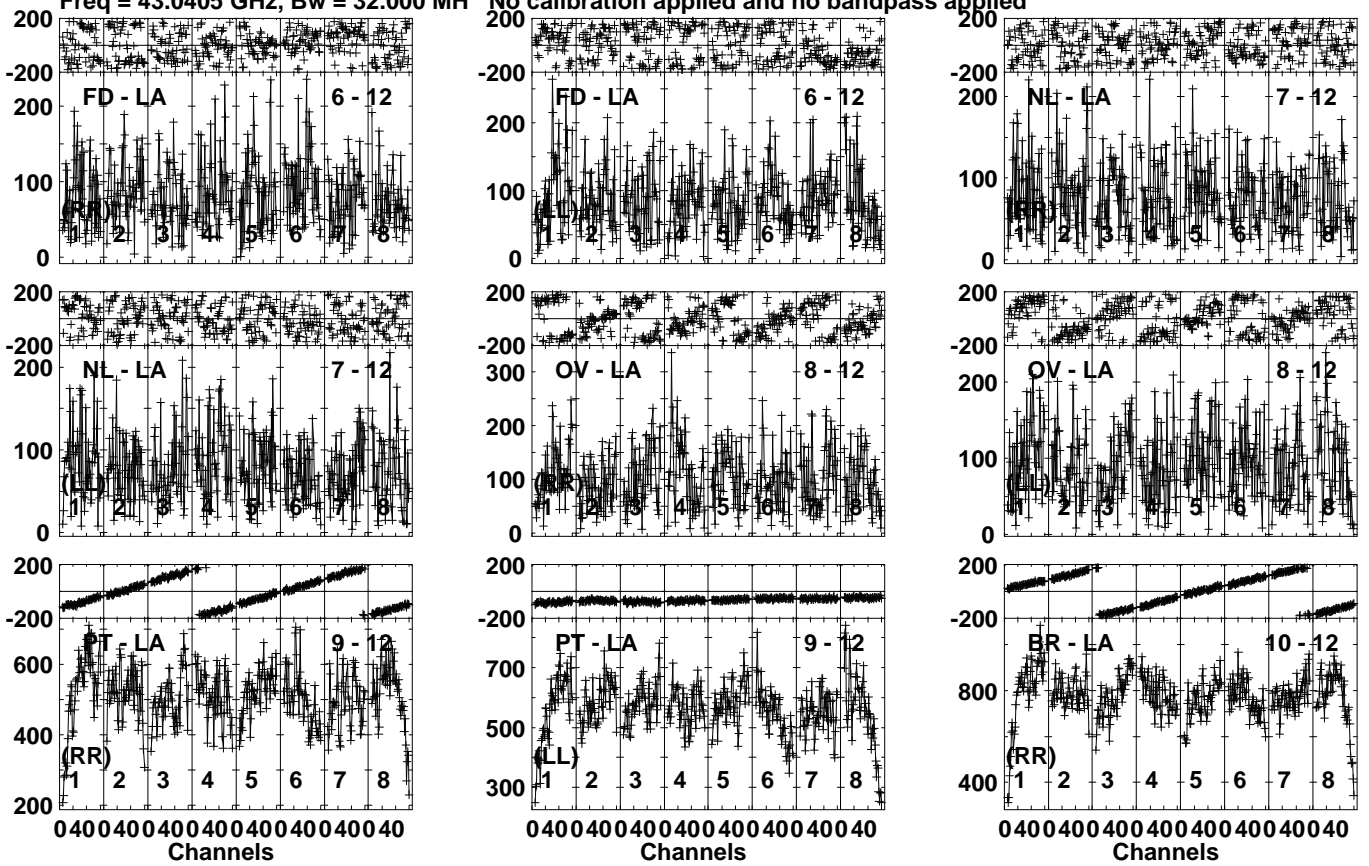
Lower frame: Micro Ampl Jy Top frame: Phas deg  
Vector averaged cross-power spectrum Several baselines displayed  
Timerange: 01/09:39:00 to 01/09:46:59

Plot file version 356 created 22-JUL-2021 03:12:00

3C273 GK053.UVDATA.1

Freq = 43.0405 GHz, Bw = 32.000 MH

No calibration applied and no bandpass applied



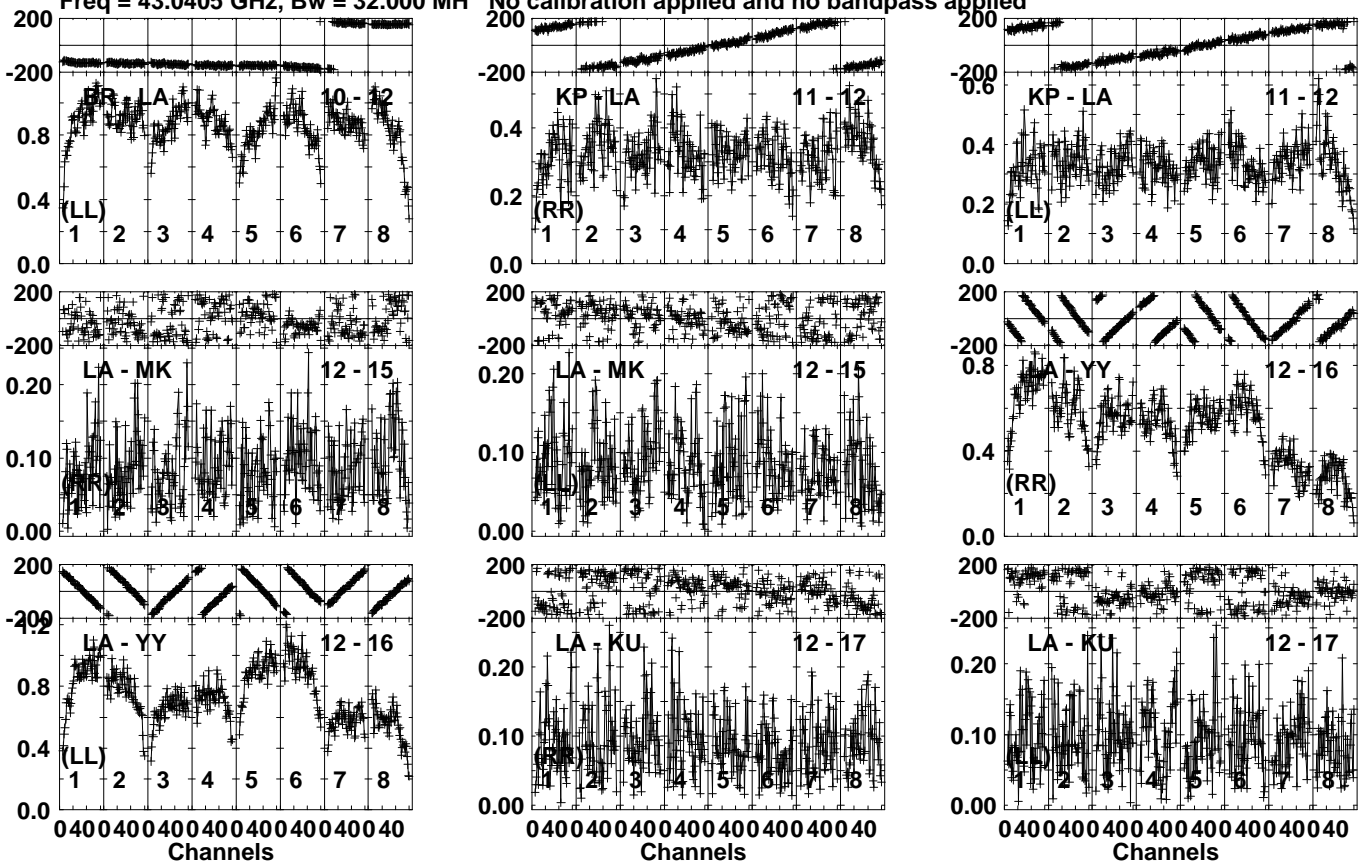
Lower frame: Micro Ampl Jy Top frame: Phas deg  
Vector averaged cross-power spectrum Several baselines displayed  
Timerange: 01/09:48:00 to 01/09:51:00

Plot file version 357 created 22-JUL-2021 03:12:00

3C273 GK053.UVDATA.1

Freq = 43.0405 GHz, Bw = 32.000 MH

No calibration applied and no bandpass applied



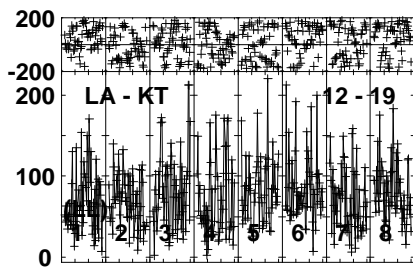
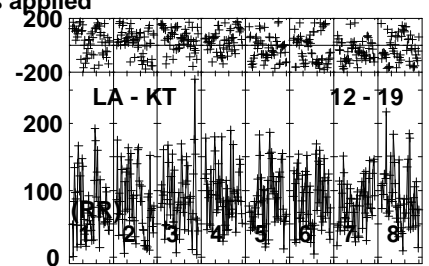
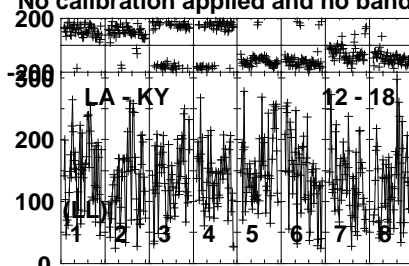
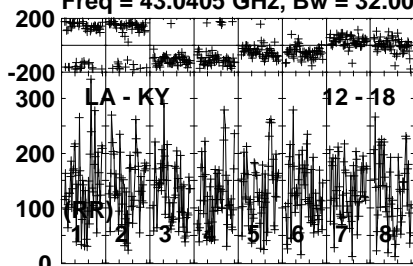
Lower frame: Milli Ampl Jy Top frame: Phas deg  
Vector averaged cross-power spectrum Several baselines displayed  
Timerange: 01/09:48:00 to 01/09:51:00

Plot file version 358 created 22-JUL-2021 03:12:01

3C273 GK053.UVDATA.1

Freq = 43.0405 GHz, Bw = 32.000 MH

No calibration applied and no bandpass applied



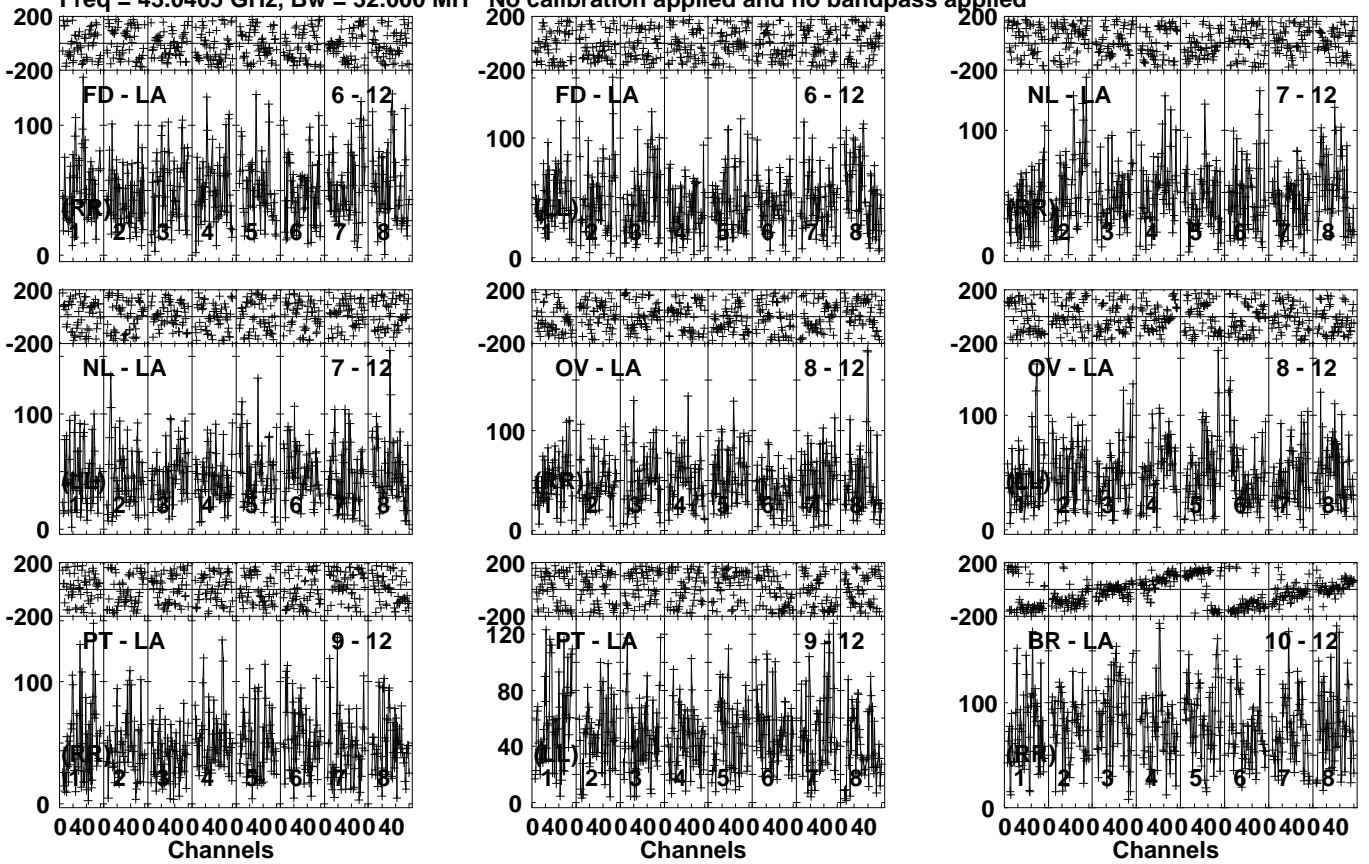
Lower frame: Micro Ampl Jy Top frame: Phas deg  
Vector averaged cross-power spectrum Several baselines displayed  
Timerange: 01/09:48:00 to 01/09:51:00

Plot file version 359 created 22-JUL-2021 03:12:04

M87 GK053.UVDATA.1

Freq = 43.0405 GHz, Bw = 32.000 MH

No calibration applied and no bandpass applied



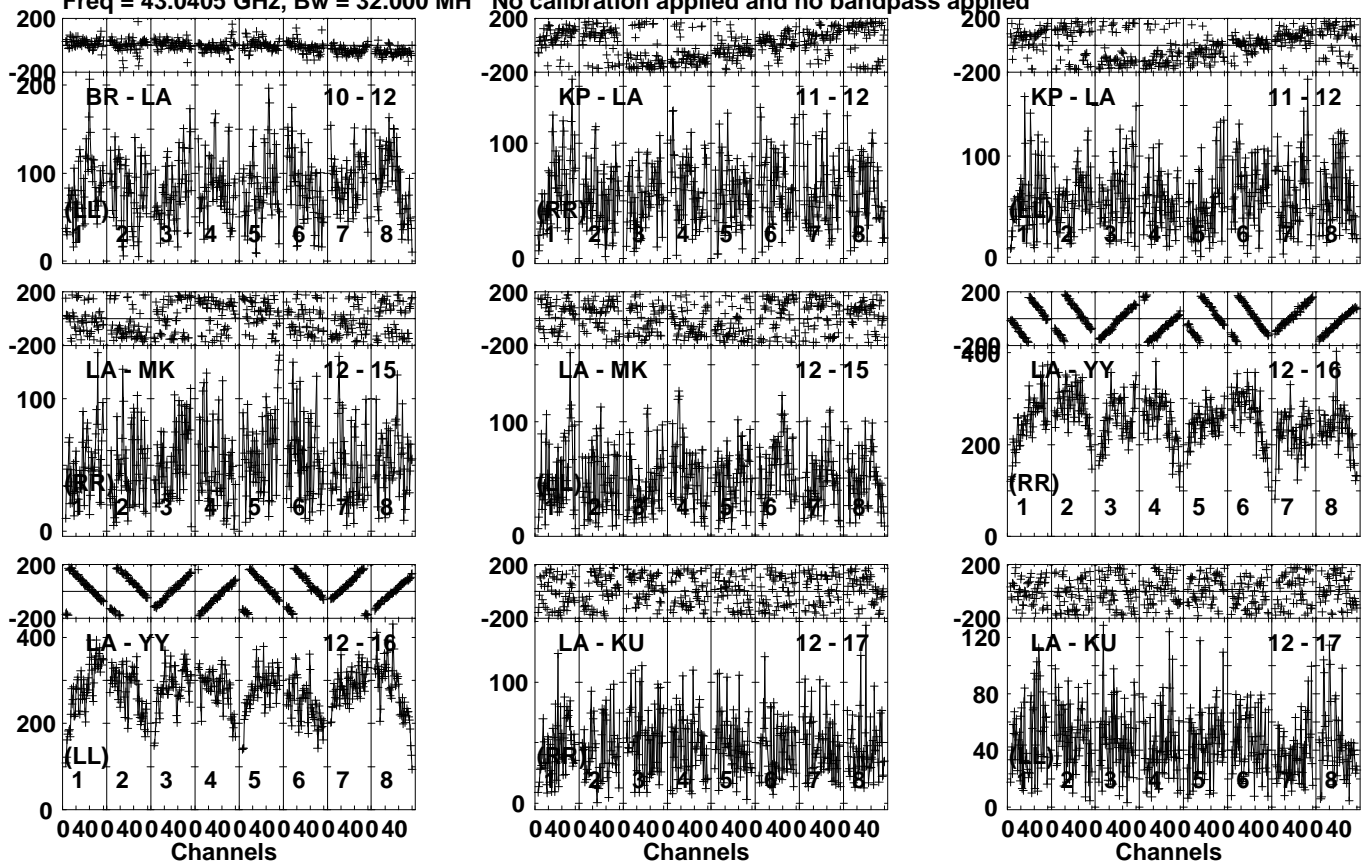
Lower frame: Micro Ampl Jy Top frame: Phas deg  
Vector averaged cross-power spectrum Several baselines displayed  
Timerange: 01/09:52:00 to 01/10:00:00

Plot file version 360 created 22-JUL-2021 03:12:05

M87 GK053.UVDATA.1

Freq = 43.0405 GHz, Bw = 32.000 MH

No calibration applied and no bandpass applied



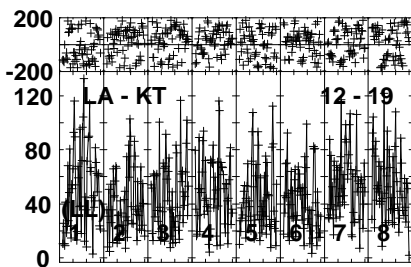
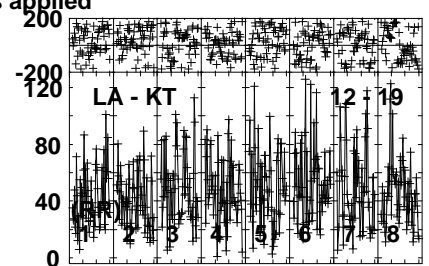
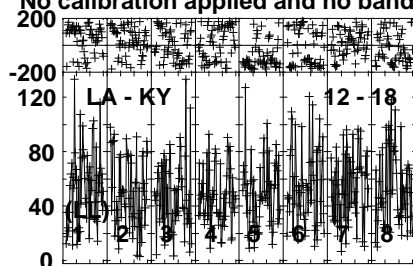
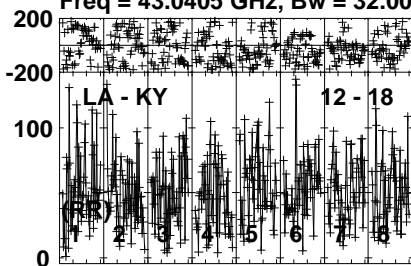
Lower frame: Micro Ampl Jy Top frame: Phas deg  
Vector averaged cross-power spectrum Several baselines displayed  
Timerange: 01/09:52:00 to 01/10:00:00



Plot file version 361 created 22-JUL-2021 03:12:06

M87 GK053.UVDATA.1

Freq = 43.0405 GHz, Bw = 32.000 MH No calibration applied and no bandpass applied



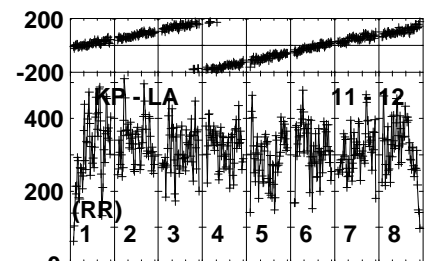
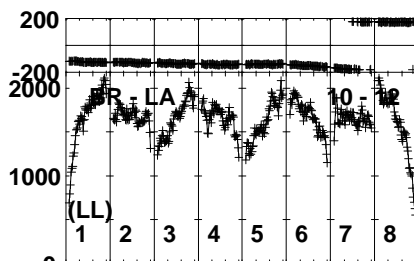
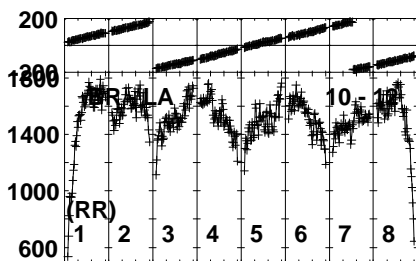
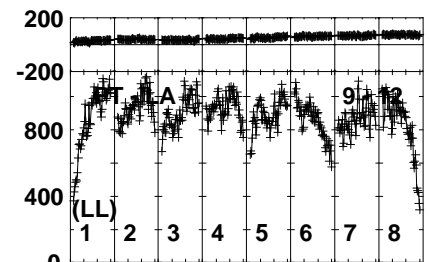
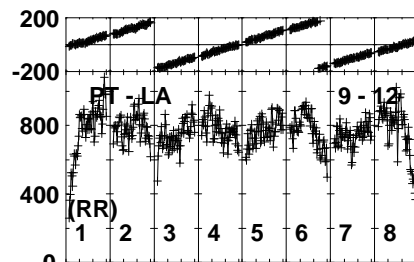
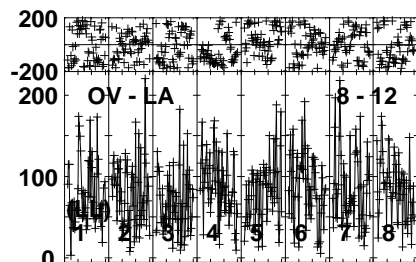
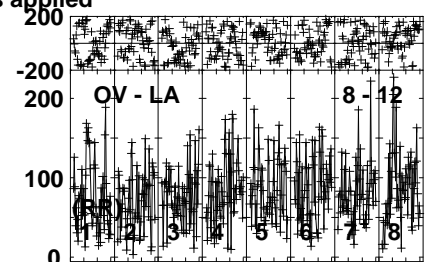
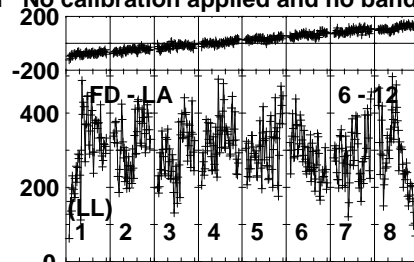
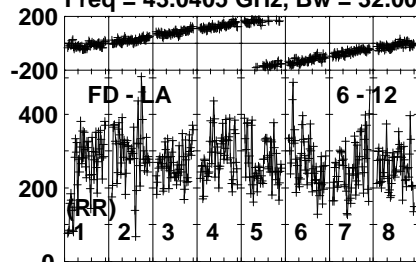
Lower frame: Micro Ampl Jy Top frame: Phas deg  
Vector averaged cross-power spectrum Several baselines displayed  
Timerange: 01/09:52:00 to 01/10:00:00

Plot file version 362 created 22-JUL-2021 03:12:11

3C279 GK053.UVDATA.1

Freq = 43.0405 GHz, Bw = 32.000 MH

No calibration applied and no bandpass applied

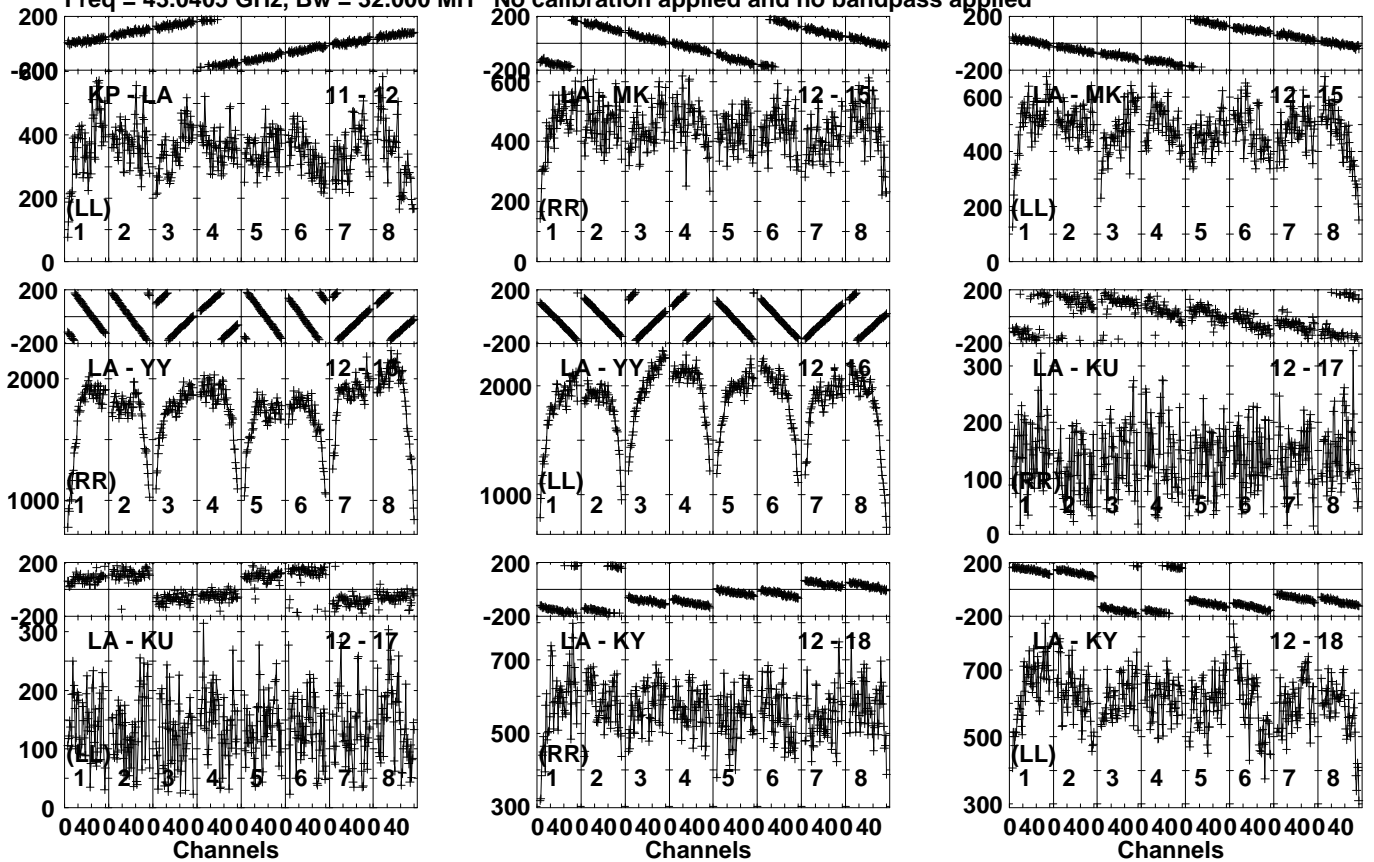


Lower frame: Micro Ampl Jy Top frame: Phas deg  
Vector averaged cross-power spectrum Several baselines displayed  
Timerange: 01/10:01:30 to 01/10:04:30

Plot file version 363 created 22-JUL-2021 03:12:12  
 3C279 GK053.UVDATA.1

Freq = 43.0405 GHz, Bw = 32.000 MH

No calibration applied and no bandpass applied



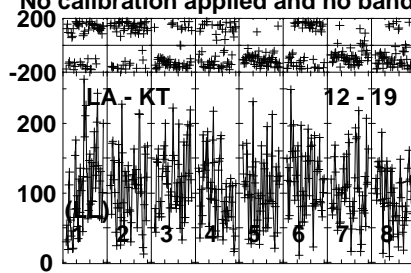
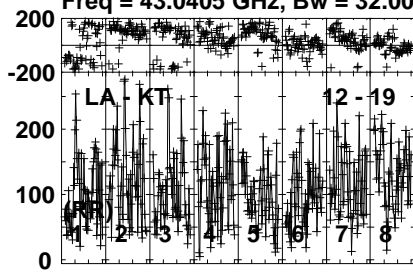
Lower frame: Micro Ampl Jy Top frame: Phas deg  
 Vector averaged cross-power spectrum Several baselines displayed  
 Timerange: 01/10:01:30 to 01/10:04:30

Plot file version 364 created 22-JUL-2021 03:12:13

3C279 GK053.UVDATA.1

Freq = 43.0405 GHz, Bw = 32.000 MH

No calibration applied and no bandpass applied



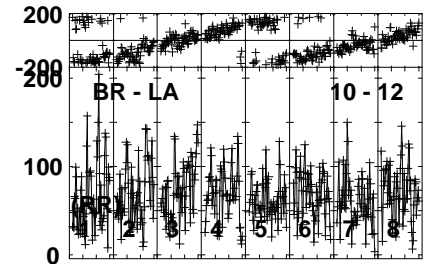
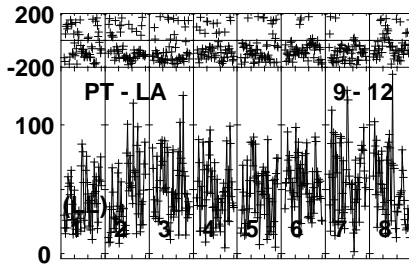
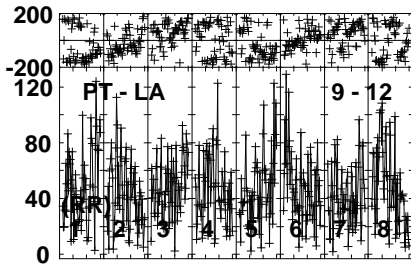
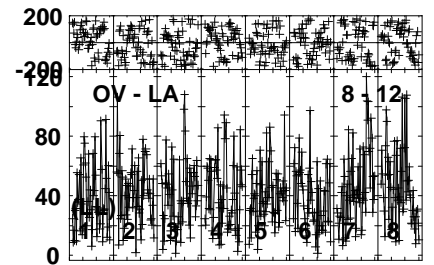
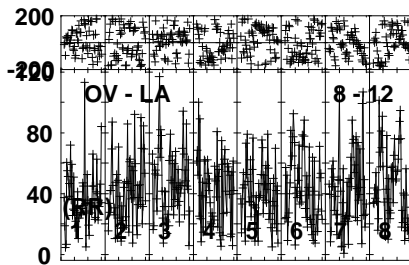
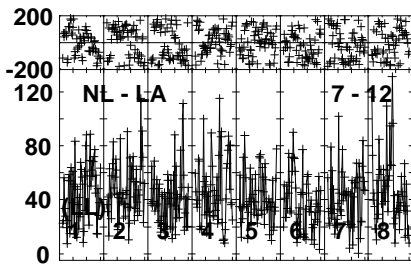
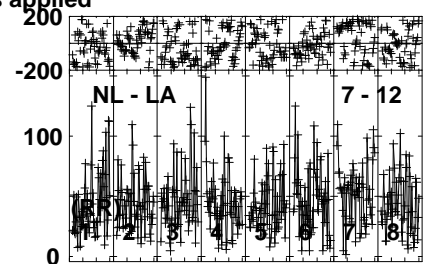
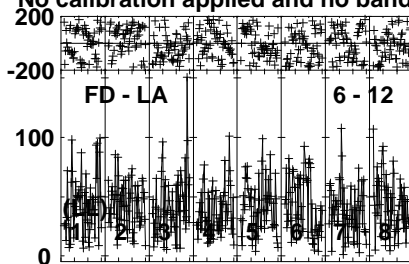
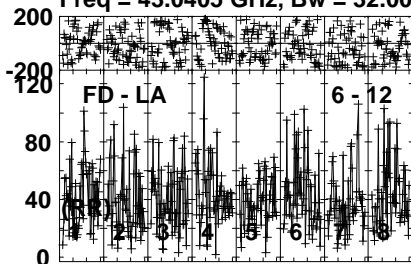
Lower frame: Micro Ampl Jy Top frame: Phas deg  
Vector averaged cross-power spectrum Several baselines displayed  
Timerange: 01/10:01:30 to 01/10:04:30

Plot file version 365 created 22-JUL-2021 03:12:17

M87 GK053.UVDATA.1

Freq = 43.0405 GHz, Bw = 32.000 MH

No calibration applied and no bandpass applied



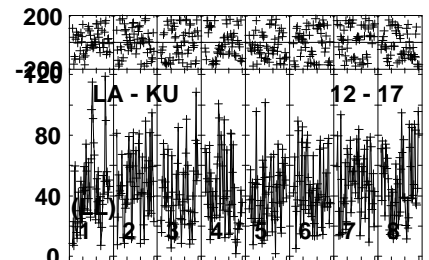
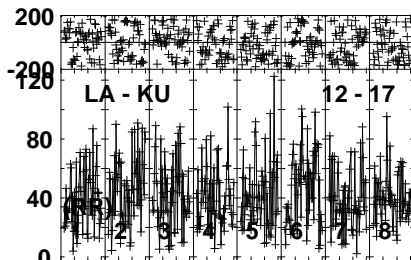
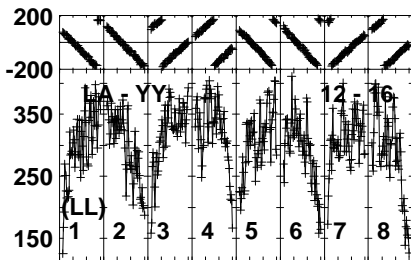
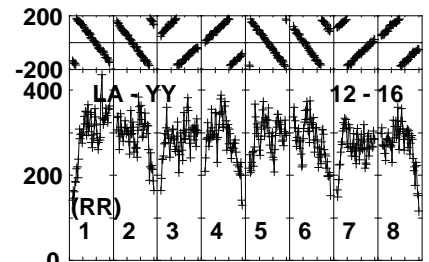
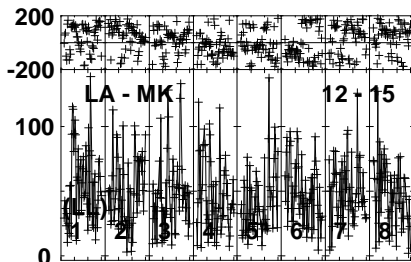
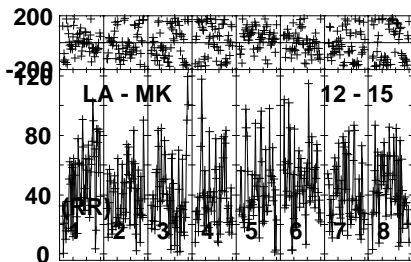
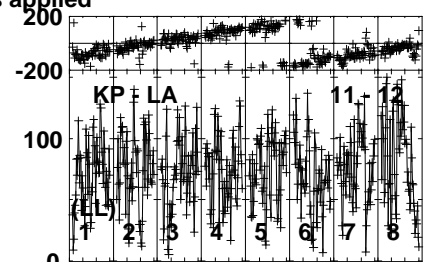
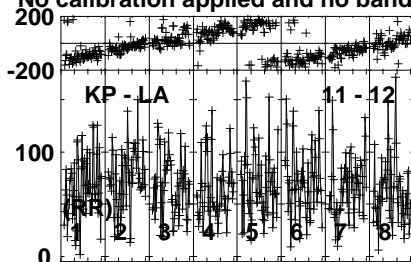
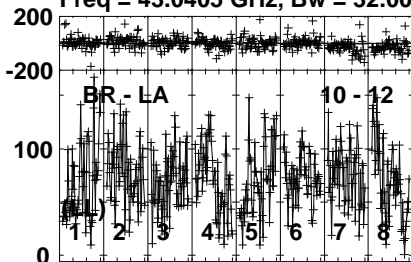
Lower frame: Micro Ampl Jy Top frame: Phas deg  
Vector averaged cross-power spectrum Several baselines displayed  
Timerange: 01/10:06:00 to 01/10:16:00

Plot file version 366 created 22-JUL-2021 03:12:18

M87 GK053.UVDATA.1

Freq = 43.0405 GHz, Bw = 32.000 MH

No calibration applied and no bandpass applied

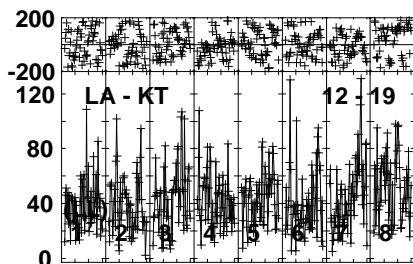
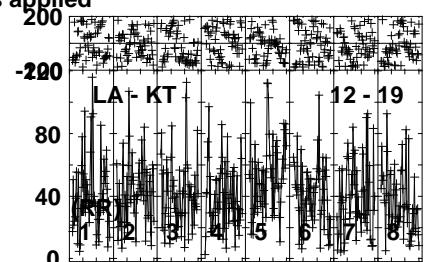
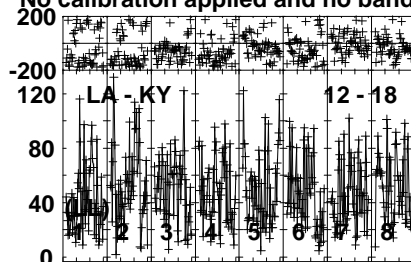
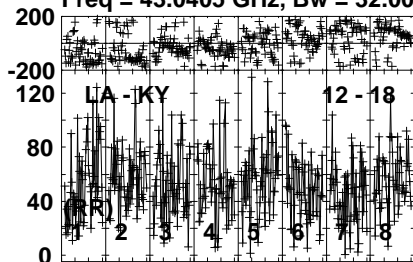


Lower frame: Micro Ampl Jy Top frame: Phas deg  
Vector averaged cross-power spectrum Several baselines displayed  
Timerange: 01/10:06:00 to 01/10:16:00

Plot file version 367 created 22-JUL-2021 03:12:19

M87 GK053.UVDATA.1

Freq = 43.0405 GHz, Bw = 32.000 MH No calibration applied and no bandpass applied



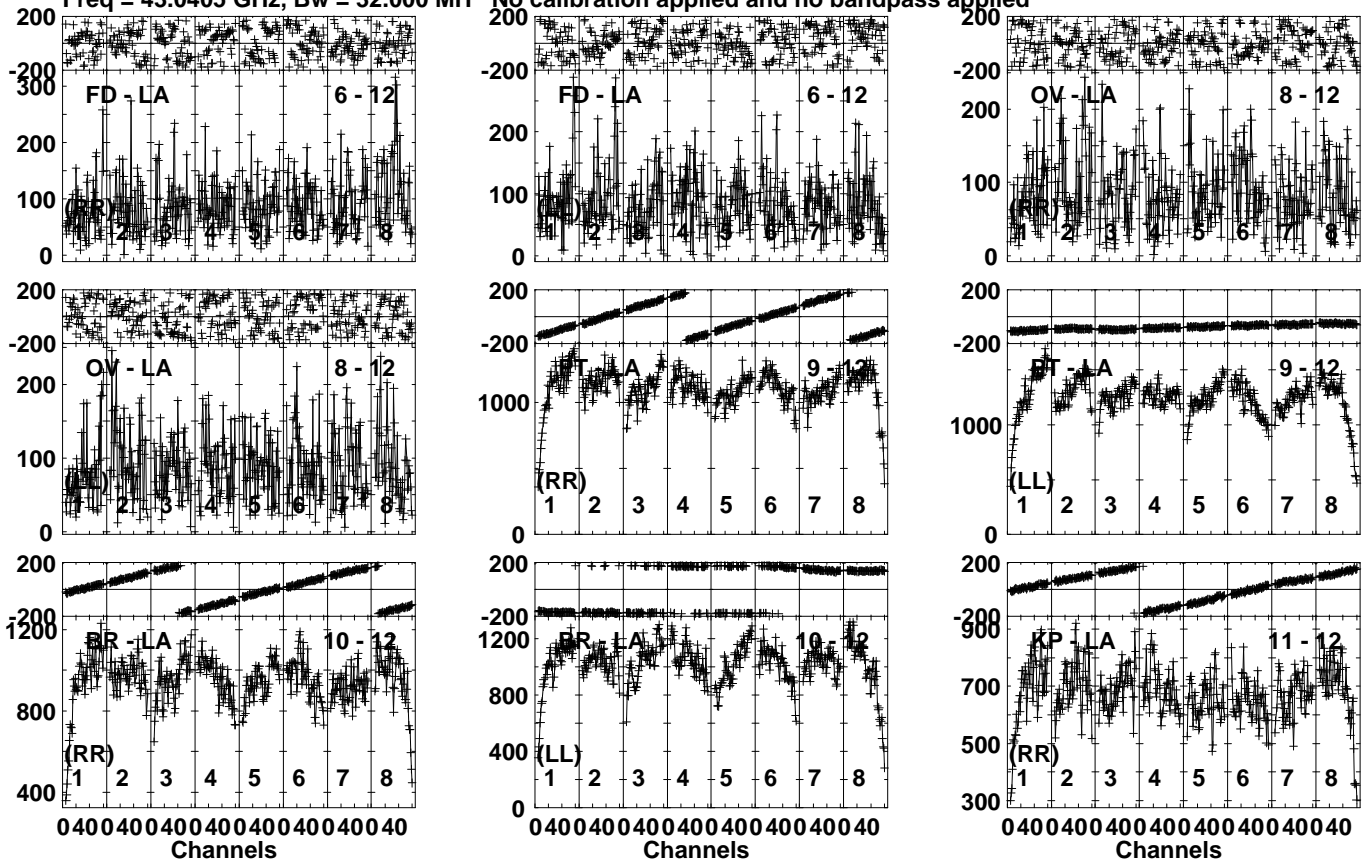
Lower frame: Micro Ampl Jy Top frame: Phas deg  
Vector averaged cross-power spectrum Several baselines displayed  
Timerange: 01/10:06:00 to 01/10:16:00

Plot file version 368 created 22-JUL-2021 03:12:22

3C273 GK053.UVDATA.1

Freq = 43.0405 GHz, Bw = 32.000 MH

No calibration applied and no bandpass applied



Lower frame: Micro Ampl Jy Top frame: Phas deg  
Vector averaged cross-power spectrum Several baselines displayed  
Timerange: 01/10:16:30 to 01/10:19:00

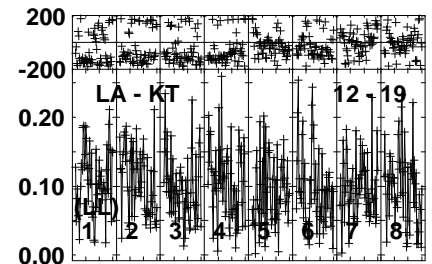
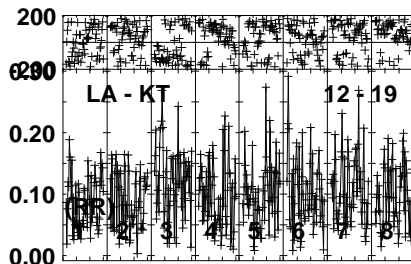
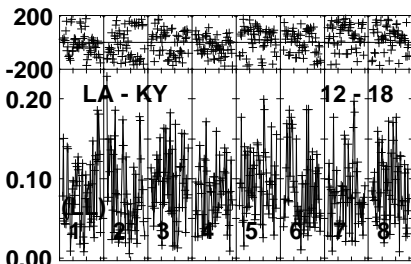
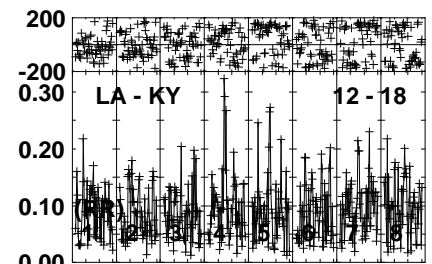
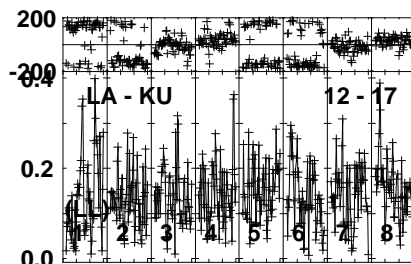
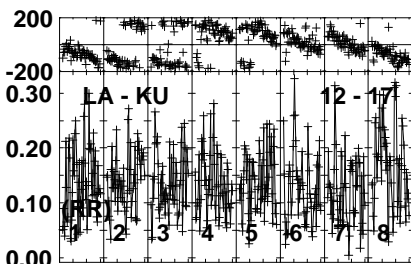
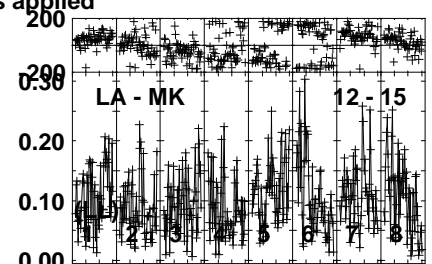
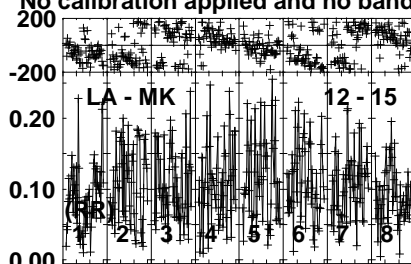
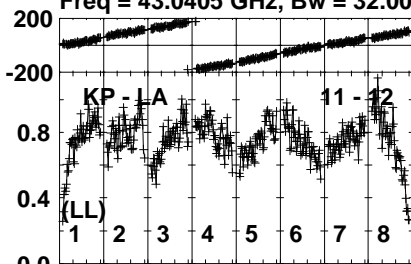


Plot file version 369 created 22-JUL-2021 03:12:23

3C273 GK053.UVDATA.1

Freq = 43.0405 GHz, Bw = 32.000 MH

No calibration applied and no bandpass applied



040040040040040040040040  
Channels

040040040040040040040040  
Channels

040040040040040040040040  
Channels

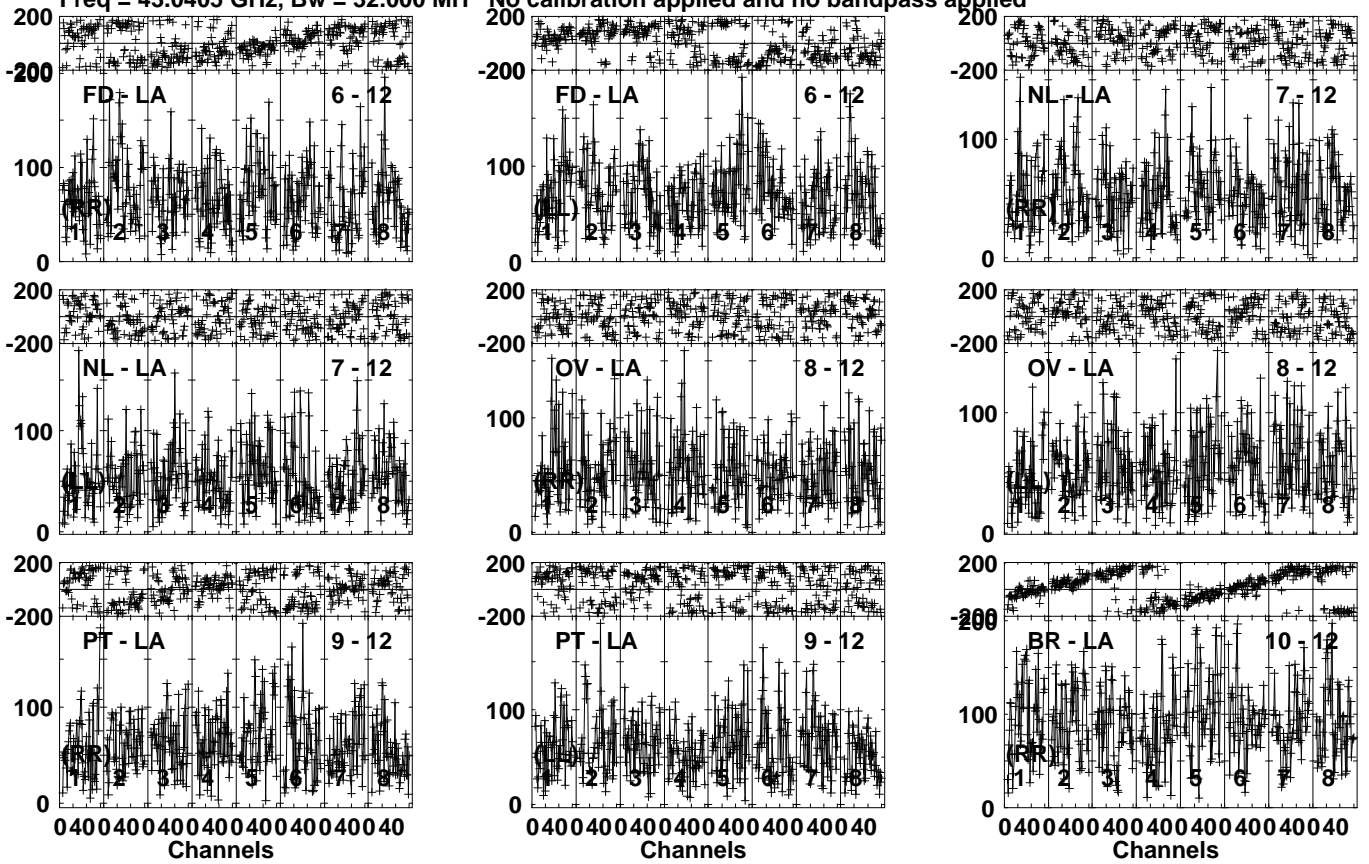
Lower frame: Milli Ampl Jy Top frame: Phas deg  
Vector averaged cross-power spectrum Several baselines displayed  
Timerange: 01/10:16:30 to 01/10:19:00

Plot file version 370 created 22-JUL-2021 03:12:25

M87 GK053.UVDATA.1

Freq = 43.0405 GHz, Bw = 32.000 MH

No calibration applied and no bandpass applied



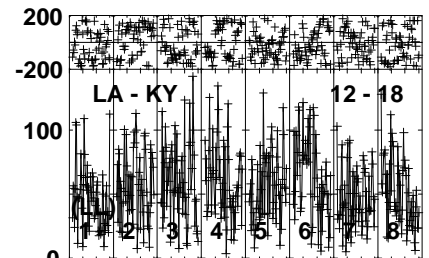
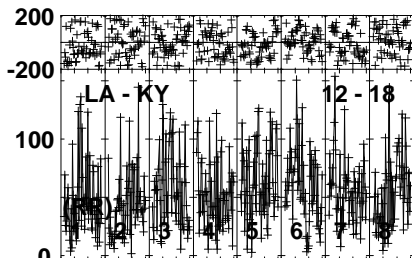
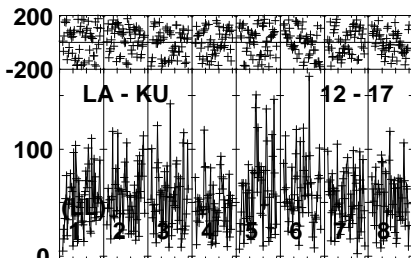
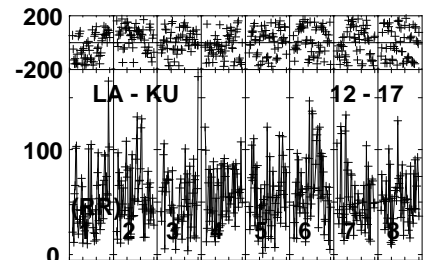
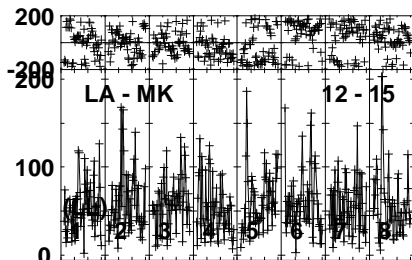
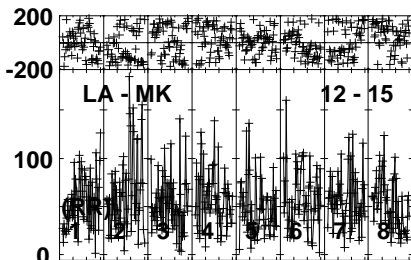
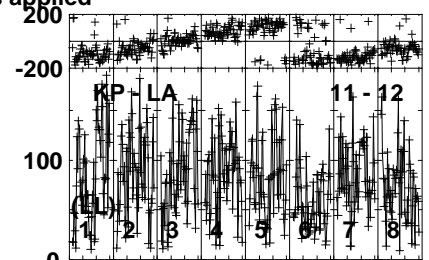
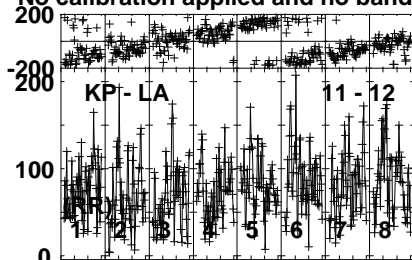
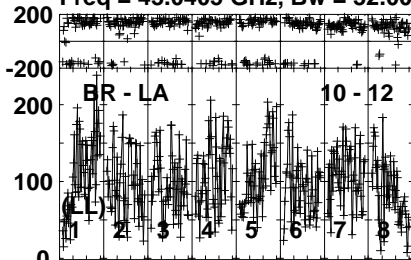
Lower frame: Micro Ampl Jy Top frame: Phas deg  
Vector averaged cross-power spectrum Several baselines displayed  
Timerange: 01/10:20:00 to 01/10:26:00

Plot file version 371 created 22-JUL-2021 03:12:26

M87 GK053.UVDATA.1

Freq = 43.0405 GHz, Bw = 32.000 MH

No calibration applied and no bandpass applied



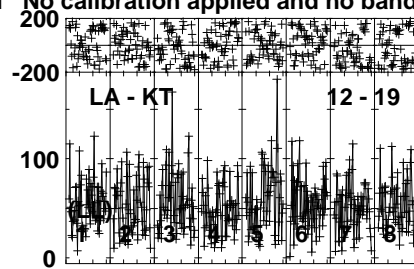
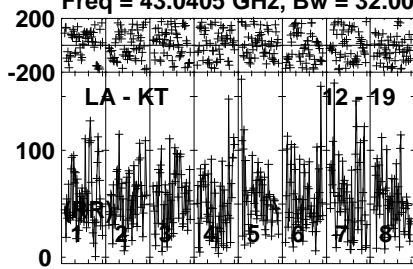
Lower frame: Micro Ampl Jy Top frame: Phas deg  
 Vector averaged cross-power spectrum Several baselines displayed  
 Timerange: 01/10:20:00 to 01/10:26:00

Plot file version 372 created 22-JUL-2021 03:12:27

M87 GK053.UVDATA.1

Freq = 43.0405 GHz, Bw = 32.000 MH

No calibration applied and no bandpass applied



Lower frame: Micro Ampl Jy Top frame: Phas deg

Vector averaged cross-power spectrum Several baselines displayed

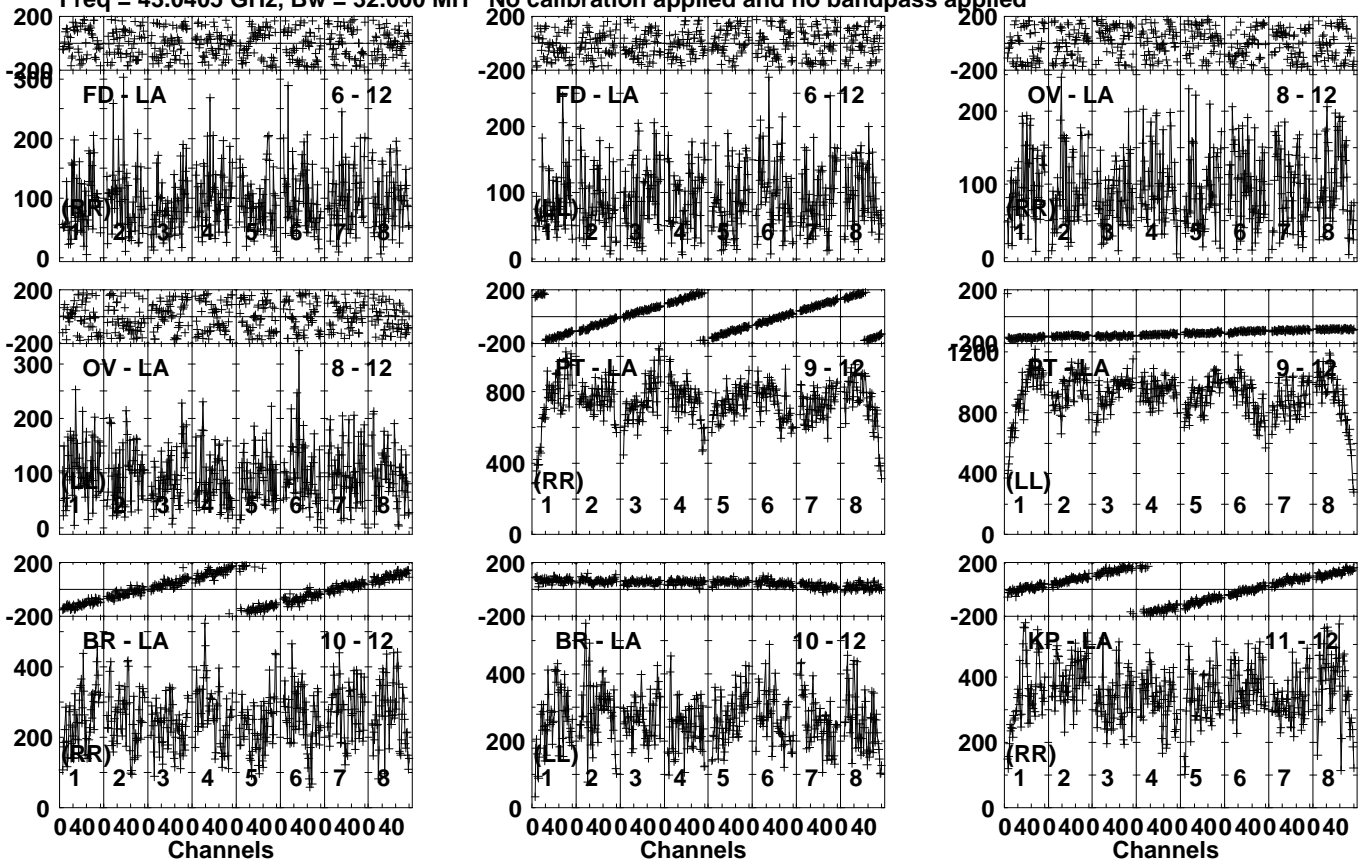
Timerange: 01/10:20:00 to 01/10:26:00

Plot file version 373 created 22-JUL-2021 03:12:31

3C279 GK053.UVDATA.1

Freq = 43.0405 GHz, Bw = 32.000 MH

No calibration applied and no bandpass applied



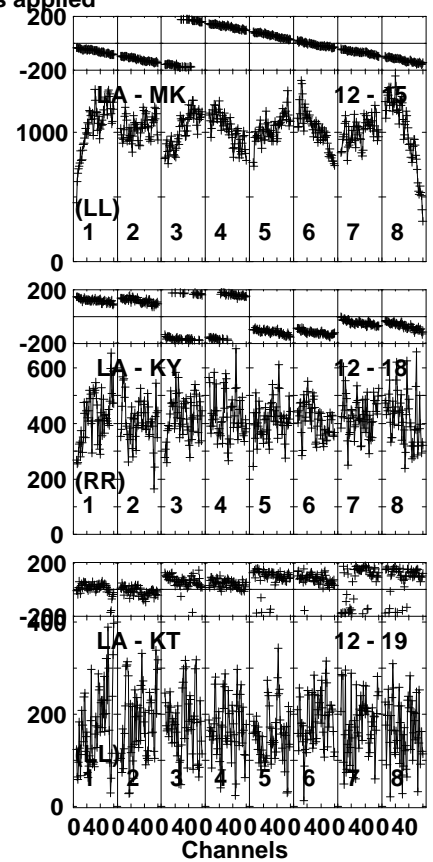
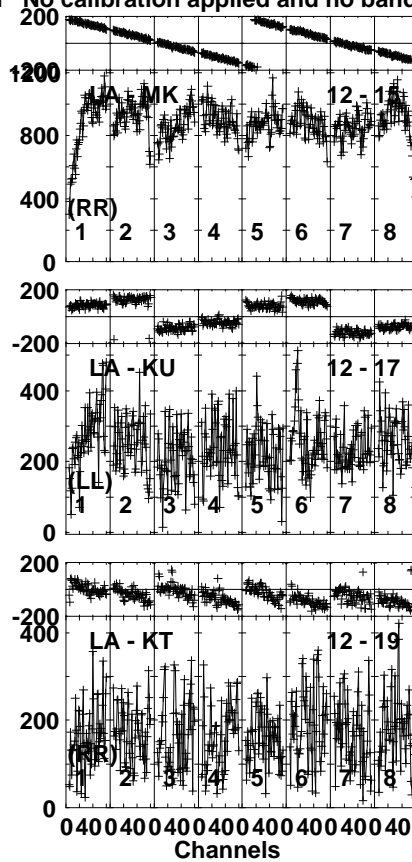
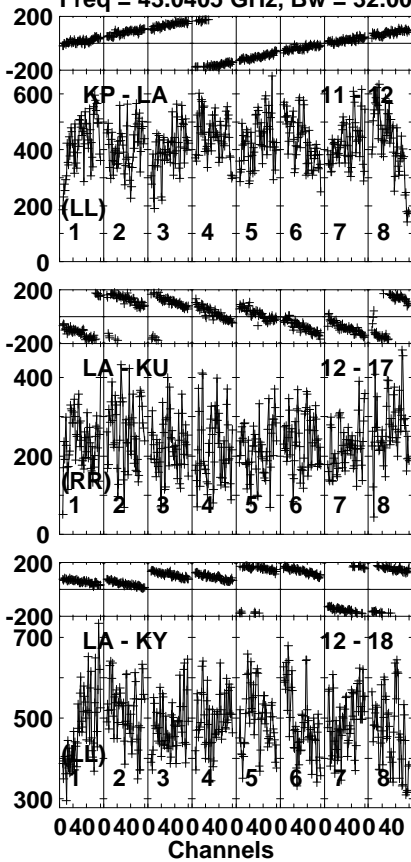
Lower frame: Micro Ampl Jy Top frame: Phas deg  
Vector averaged cross-power spectrum Several baselines displayed  
Timerange: 01/10:27:31 to 01/10:29:30

Plot file version 374 created 22-JUL-2021 03:12:32

3C279 GK053.UVDATA.1

Freq = 43.0405 GHz, Bw = 32.000 MH

No calibration applied and no bandpass applied



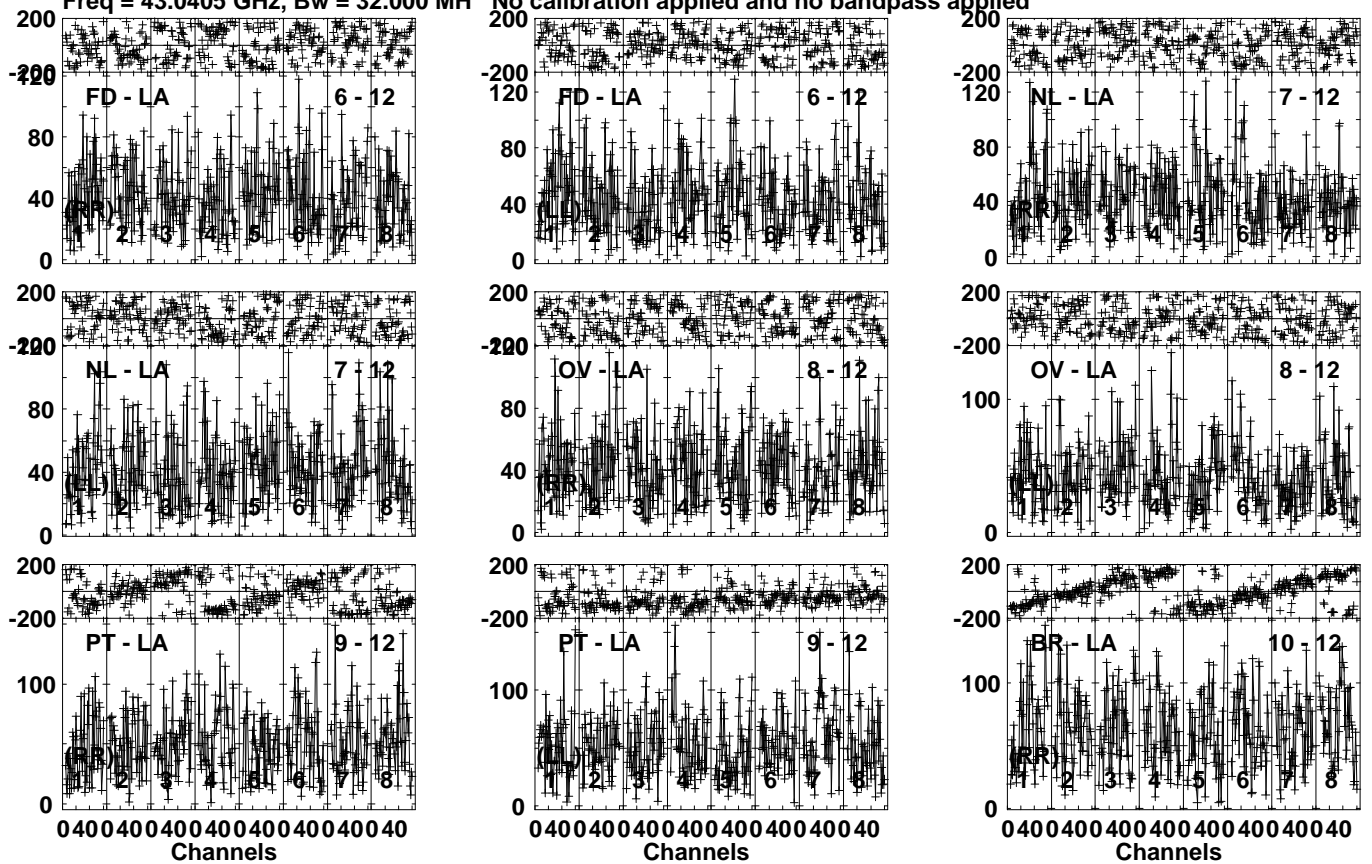
Lower frame: Micro Ampl Jy Top frame: Phas deg  
Vector averaged cross-power spectrum Several baselines displayed  
Timerange: 01/10:27:31 to 01/10:29:30

Plot file version 375 created 22-JUL-2021 03:12:36

M87 GK053.UVDATA.1

Freq = 43.0405 GHz, Bw = 32.000 MH

No calibration applied and no bandpass applied



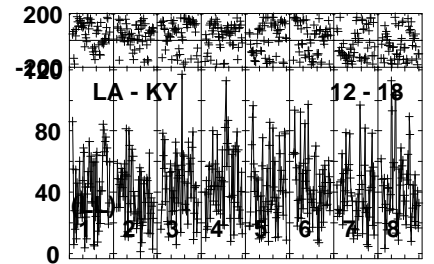
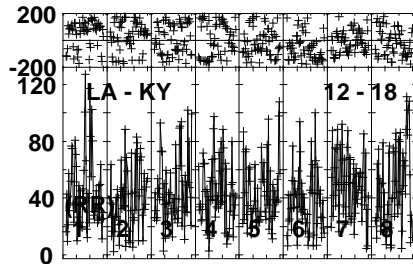
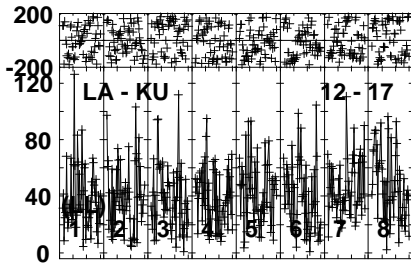
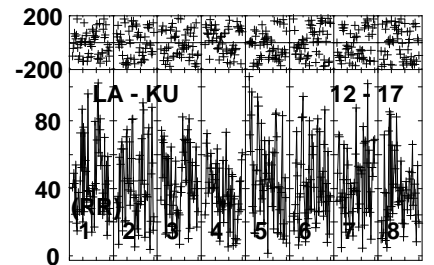
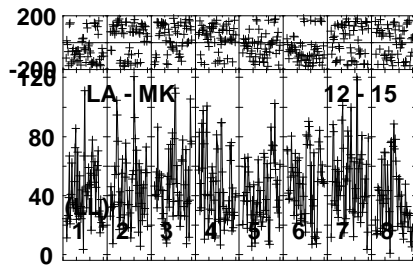
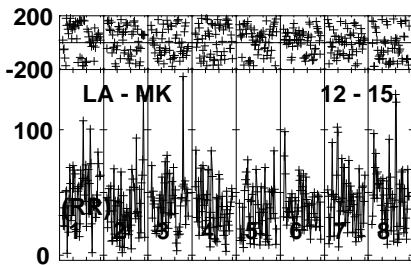
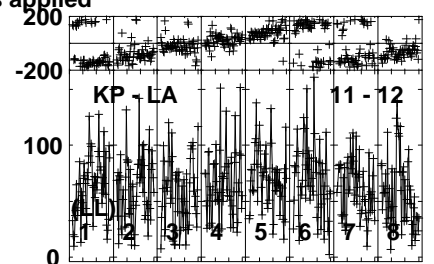
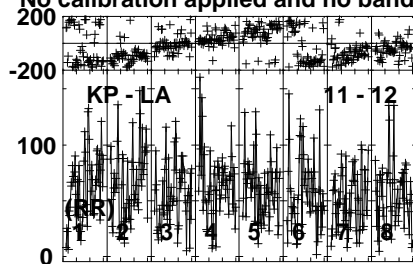
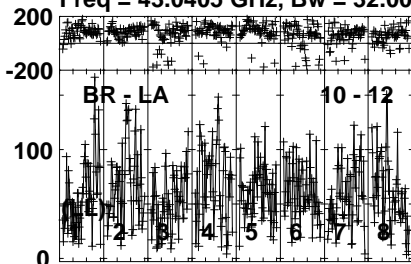
Lower frame: Micro Ampl Jy Top frame: Phas deg  
Vector averaged cross-power spectrum Several baselines displayed  
Timerange: 01/10:30:00 to 01/10:40:05

Plot file version 376 created 22-JUL-2021 03:12:37

M87 GK053.UVDATA.1

Freq = 43.0405 GHz, Bw = 32.000 MH

No calibration applied and no bandpass applied



Lower frame: Micro Ampl Jy Top frame: Phas deg  
Vector averaged cross-power spectrum Several baselines displayed  
Timerange: 01/10:30:00 to 01/10:40:05

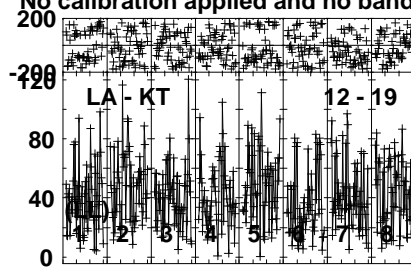
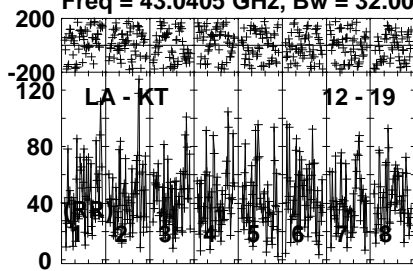


Plot file version 377 created 22-JUL-2021 03:12:38

M87 GK053.UVDATA.1

Freq = 43.0405 GHz, Bw = 32.000 MH

No calibration applied and no bandpass applied



Lower frame: Micro Ampl Jy Top frame: Phas deg

Vector averaged cross-power spectrum Several baselines displayed

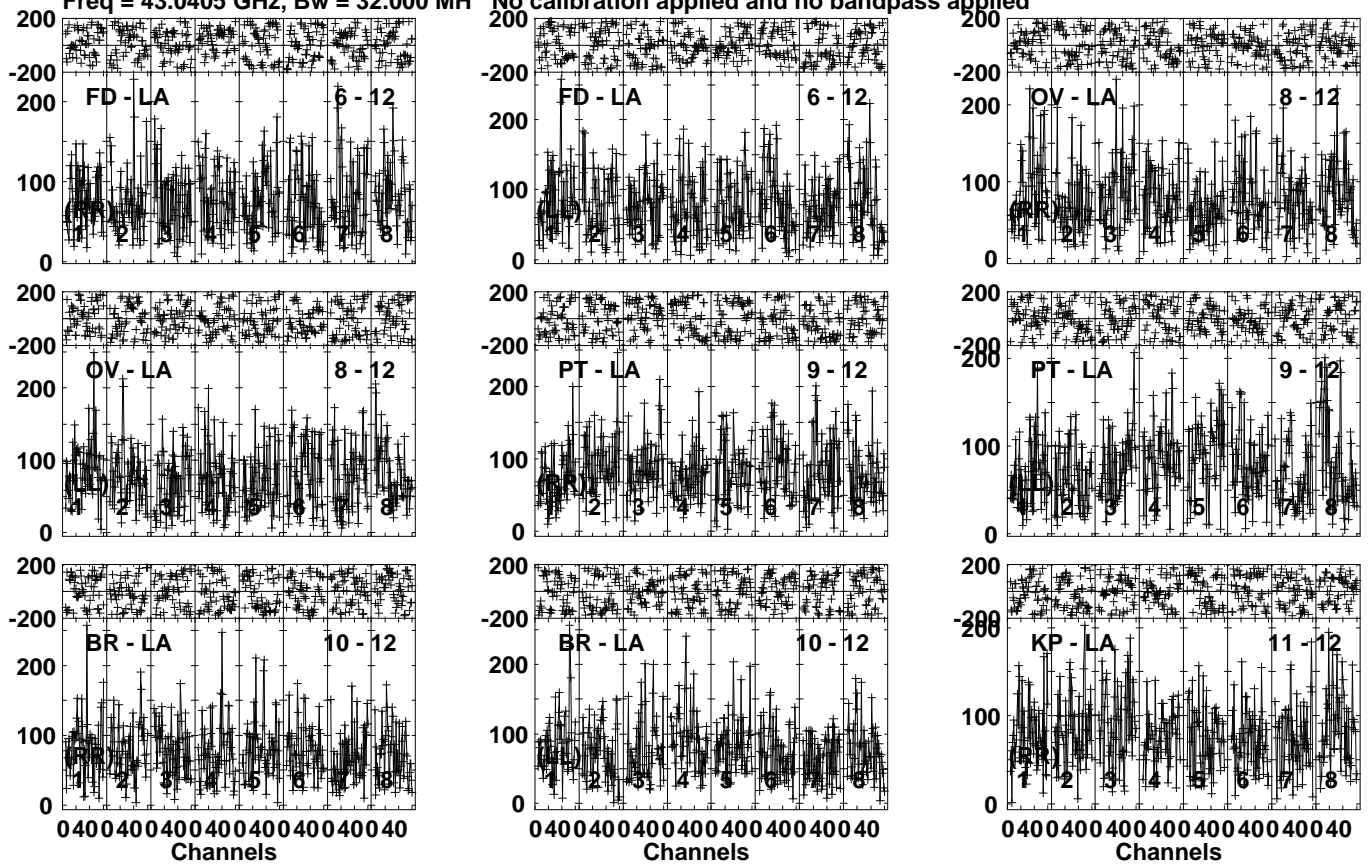
Timerange: 01/10:30:00 to 01/10:40:05

Plot file version 378 created 22-JUL-2021 03:12:41

3C279 GK053.UVDATA.1

Freq = 43.0405 GHz, Bw = 32.000 MH

No calibration applied and no bandpass applied



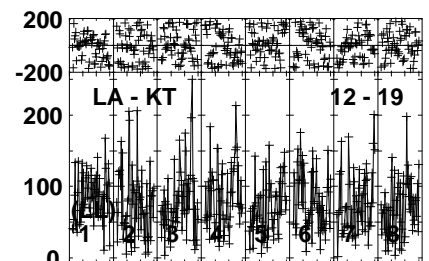
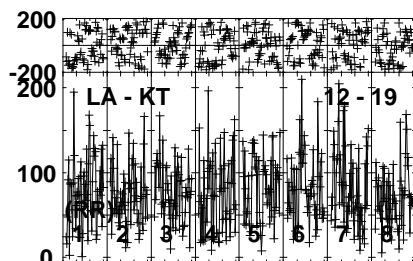
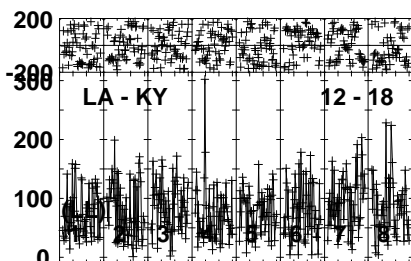
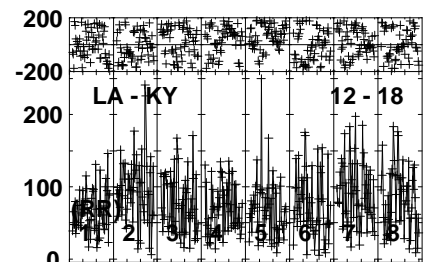
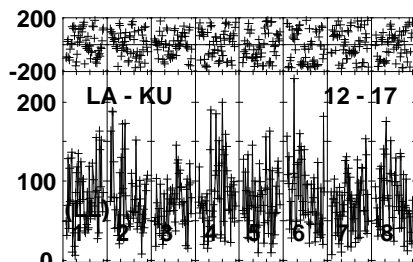
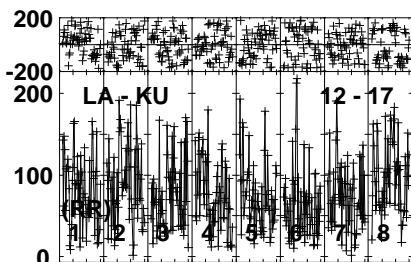
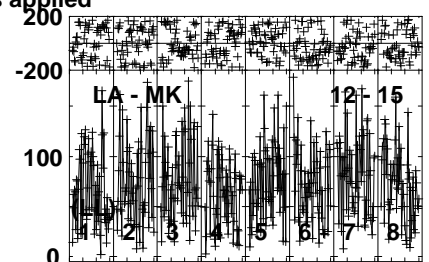
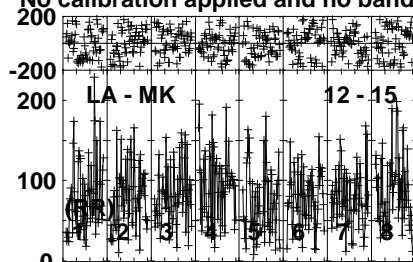
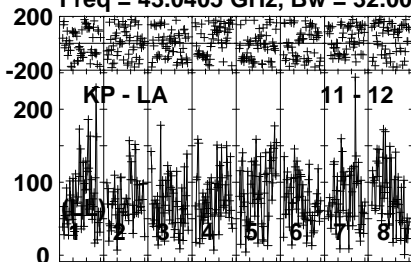
Lower frame: Micro Ampl Jy Top frame: Phas deg  
Vector averaged cross-power spectrum Several baselines displayed  
Timerange: 01/10:40:36 to 01/10:43:36

Plot file version 379 created 22-JUL-2021 03:12:42

3C279 GK053.UVDATA.1

Freq = 43.0405 GHz, Bw = 32.000 MH

No calibration applied and no bandpass applied



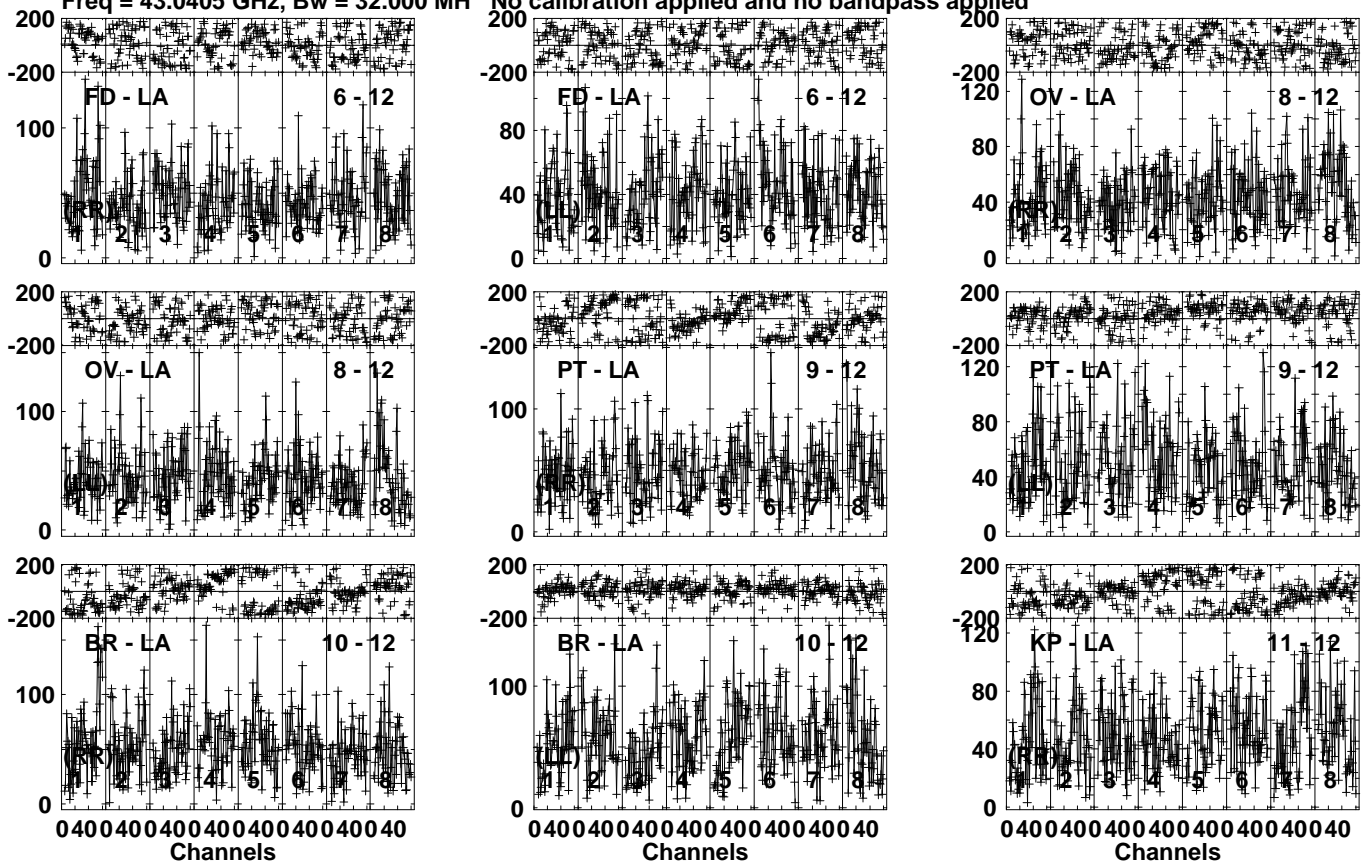
Lower frame: Micro Ampl Jy Top frame: Phas deg  
Vector averaged cross-power spectrum Several baselines displayed  
Timerange: 01/10:40:36 to 01/10:43:36

Plot file version 380 created 22-JUL-2021 03:12:45

M87 GK053.UVDATA.1

Freq = 43.0405 GHz, Bw = 32.000 MH

No calibration applied and no bandpass applied



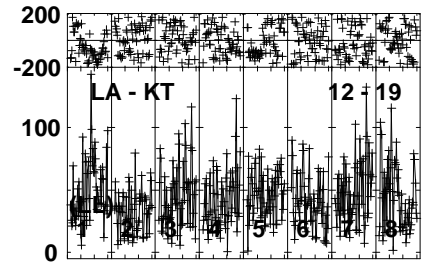
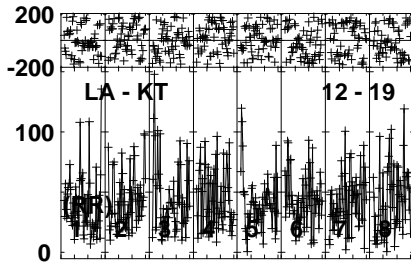
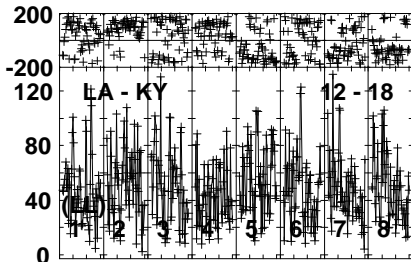
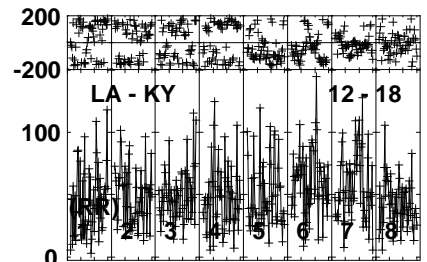
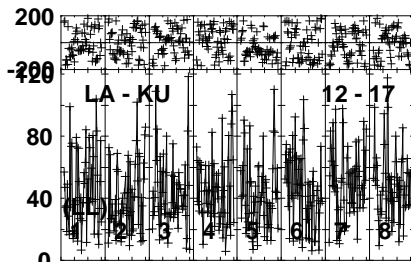
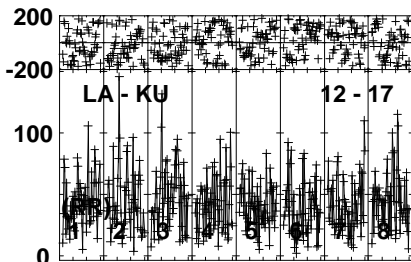
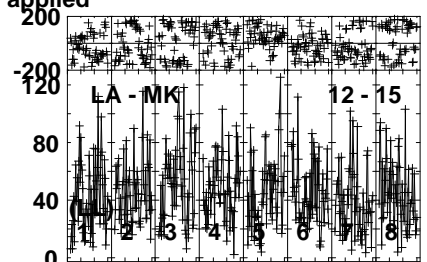
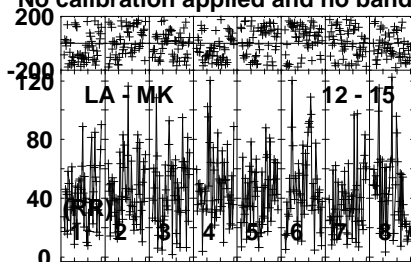
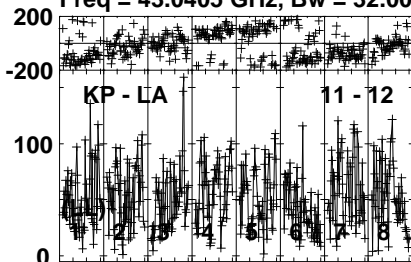
Lower frame: Micro Ampl Jy Top frame: Phas deg  
Vector averaged cross-power spectrum Several baselines displayed  
Timerange: 01/10:44:07 to 01/10:54:13

Plot file version 381 created 22-JUL-2021 03:12:46

M87 GK053.UVDATA.1

Freq = 43.0405 GHz, Bw = 32.000 MH

No calibration applied and no bandpass applied



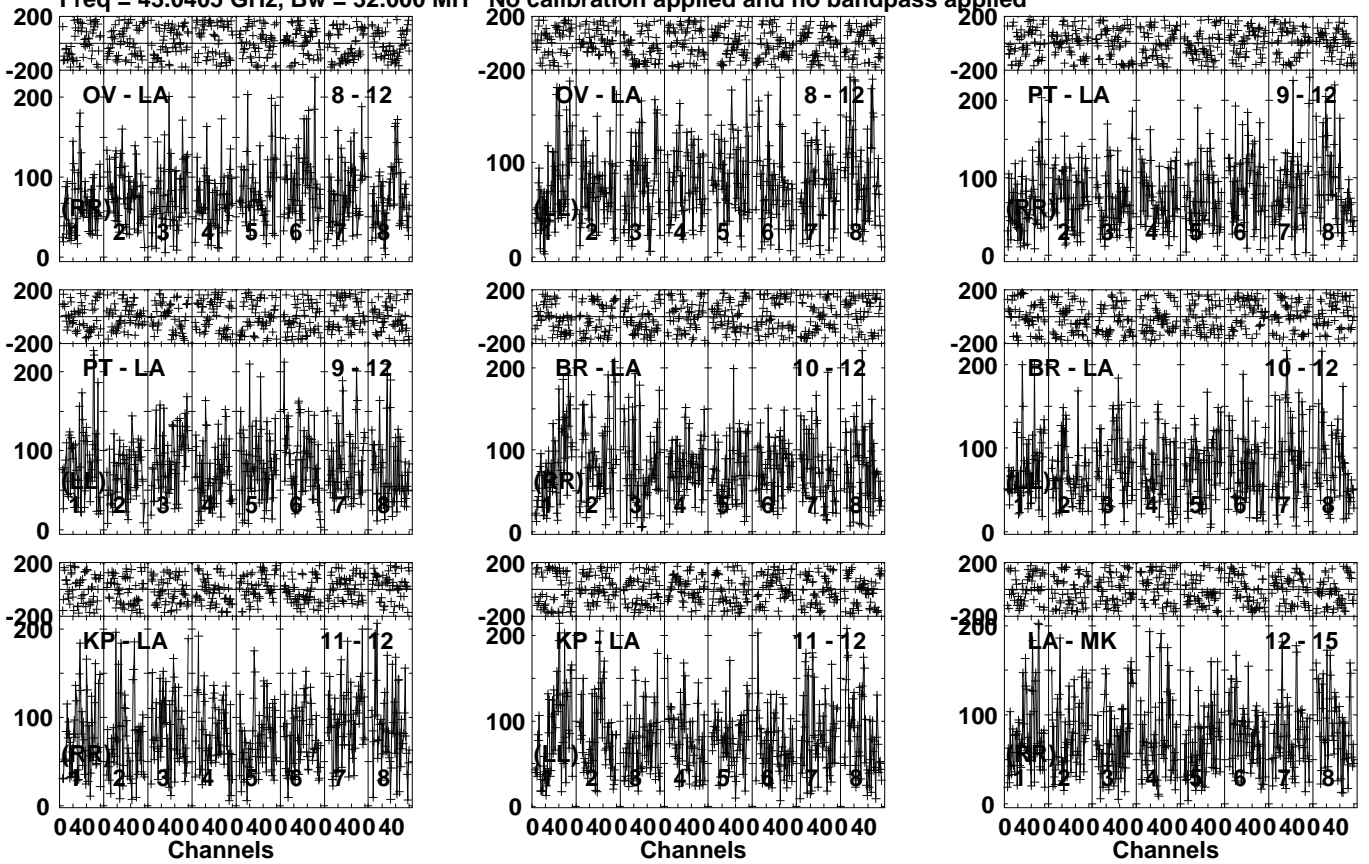
Lower frame: Micro Ampl Jy Top frame: Phas deg  
Vector averaged cross-power spectrum Several baselines displayed  
Timerange: 01/10:44:07 to 01/10:54:13

Plot file version 382 created 22-JUL-2021 03:12:52

3C273 GK053.UVDATA.1

Freq = 43.0405 GHz, Bw = 32.000 MH

No calibration applied and no bandpass applied



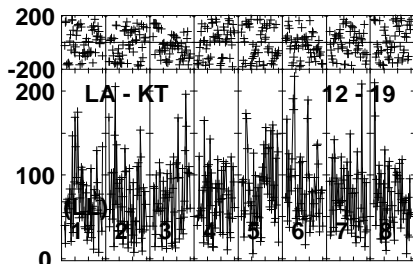
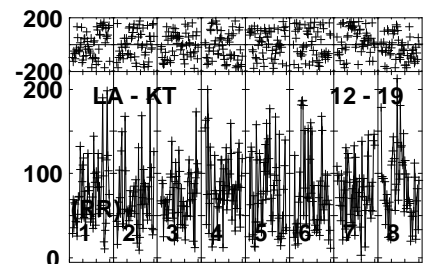
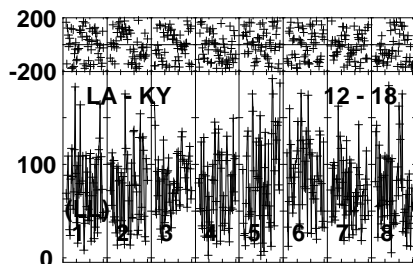
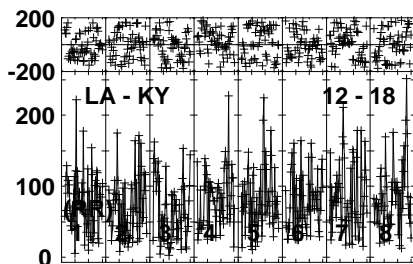
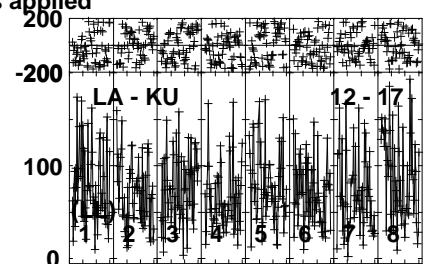
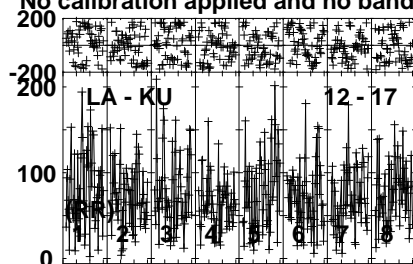
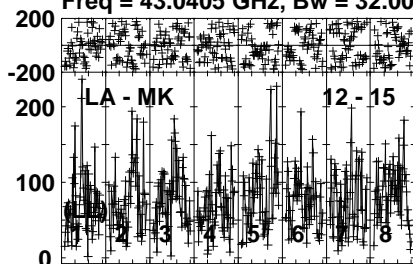
Lower frame: Micro Ampl Jy Top frame: Phas deg  
Vector averaged cross-power spectrum Several baselines displayed  
Timerange: 01/10:54:37 to 01/10:57:36

Plot file version 383 created 22-JUL-2021 03:12:52

3C273 GK053.UVDATA.1

Freq = 43.0405 GHz, Bw = 32.000 MH

No calibration applied and no bandpass applied



040040040040040040040040040040

Channels

Lower frame: Micro Ampl Jy Top frame: Phas deg

Vector averaged cross-power spectrum Several baselines displayed

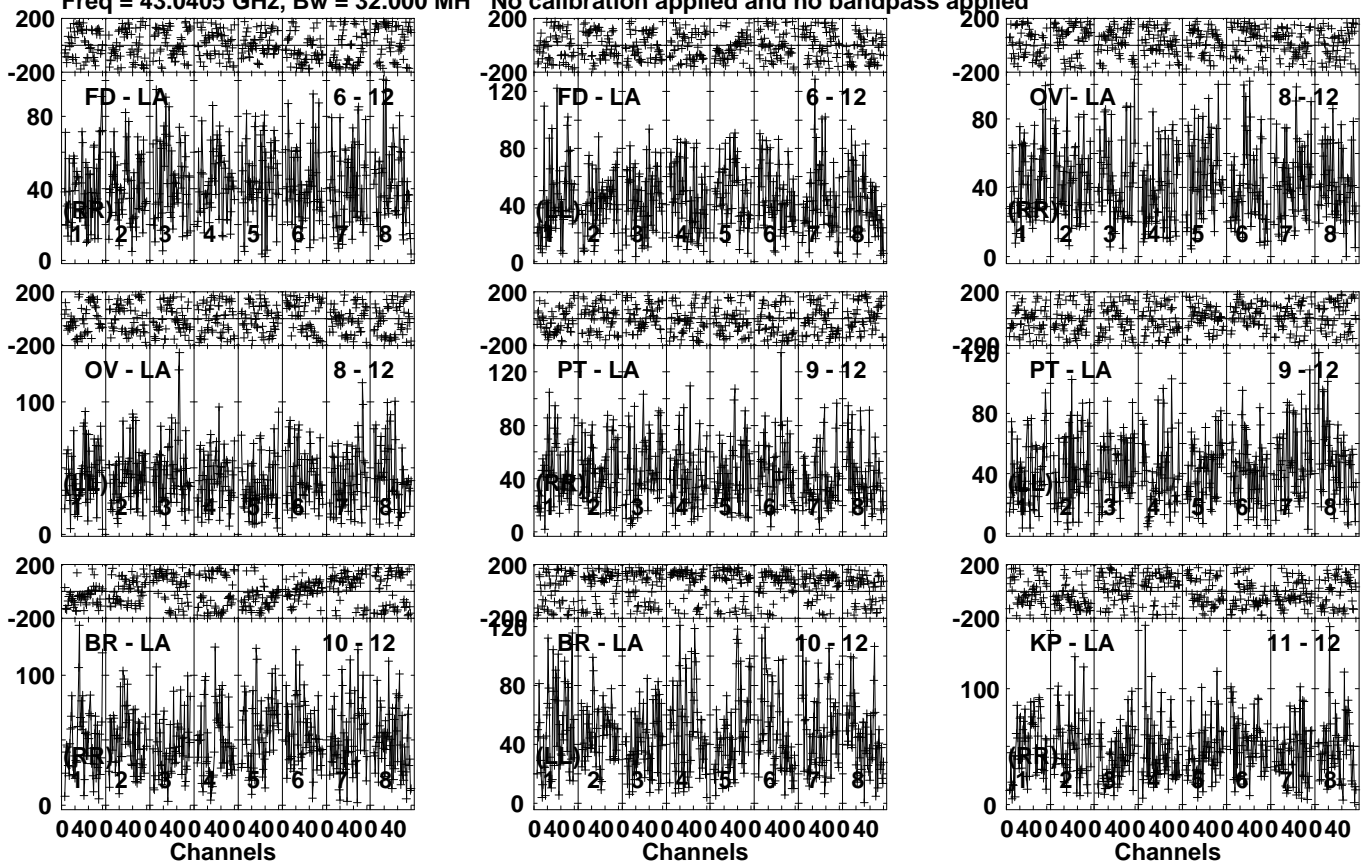
Timerange: 01/10:54:37 to 01/10:57:36

Plot file version 384 created 22-JUL-2021 03:12:56

M87 GK053.UVDATA.1

Freq = 43.0405 GHz, Bw = 32.000 MH

No calibration applied and no bandpass applied



Lower frame: Micro Ampl Jy Top frame: Phas deg  
Vector averaged cross-power spectrum Several baselines displayed  
Timerange: 01/10:58:02 to 01/11:08:07

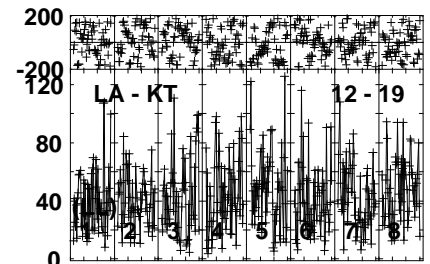
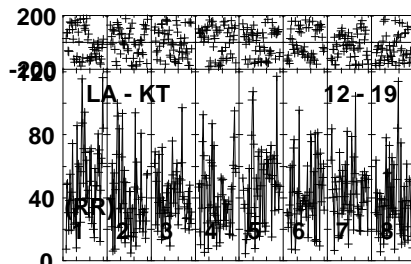
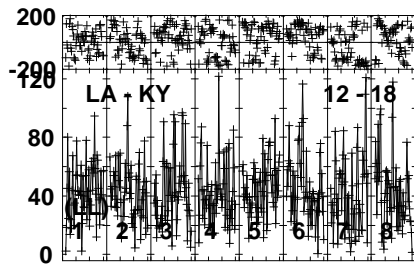
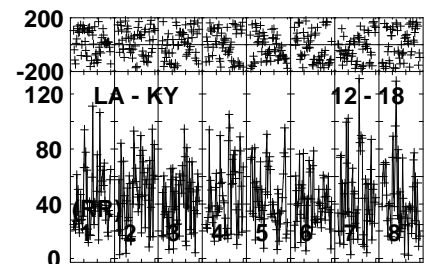
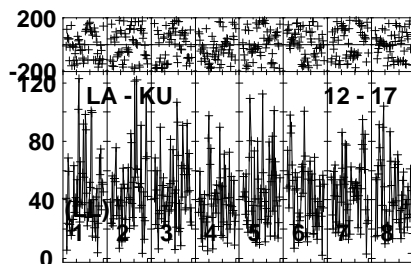
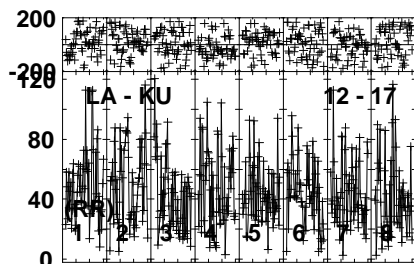
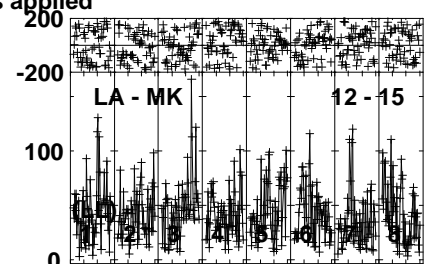
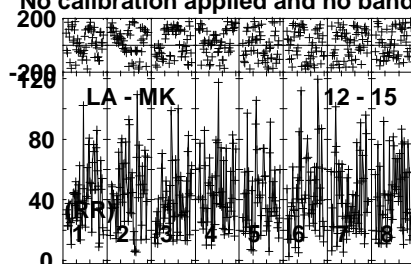
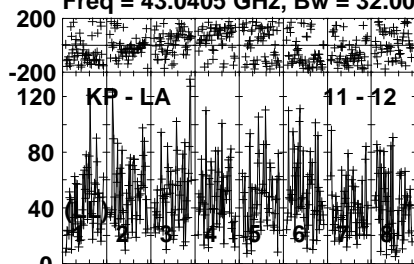


Plot file version 385 created 22-JUL-2021 03:12:56

M87 GK053.UVDATA.1

Freq = 43.0405 GHz, Bw = 32.000 MH

No calibration applied and no bandpass applied



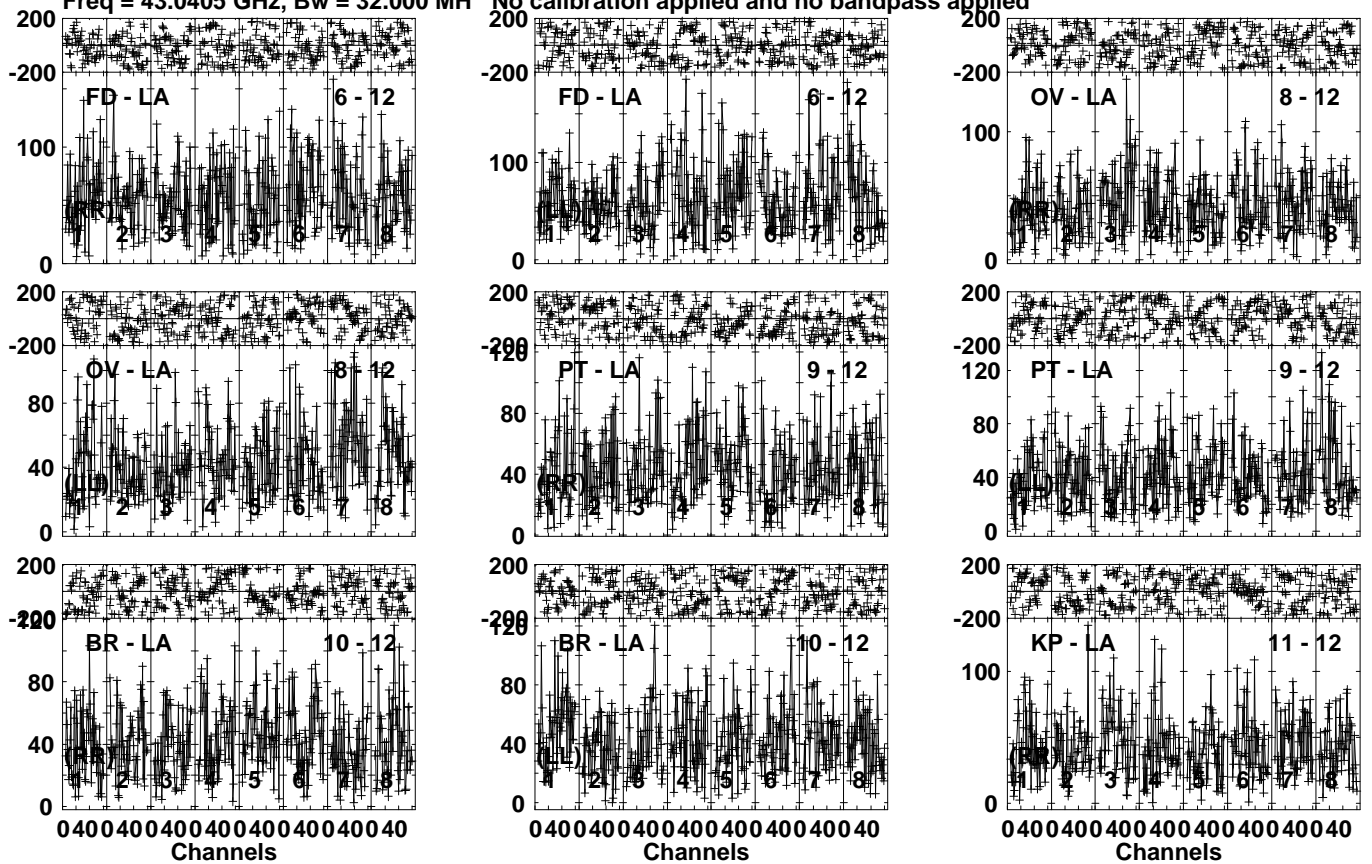
Lower frame: Micro Ampl Jy Top frame: Phas deg  
Vector averaged cross-power spectrum Several baselines displayed  
Timerange: 01/10:58:02 to 01/11:08:07

Plot file version 386 created 22-JUL-2021 03:13:02

M87 GK053.UVDATA.1

Freq = 43.0405 GHz, Bw = 32.000 MH

No calibration applied and no bandpass applied



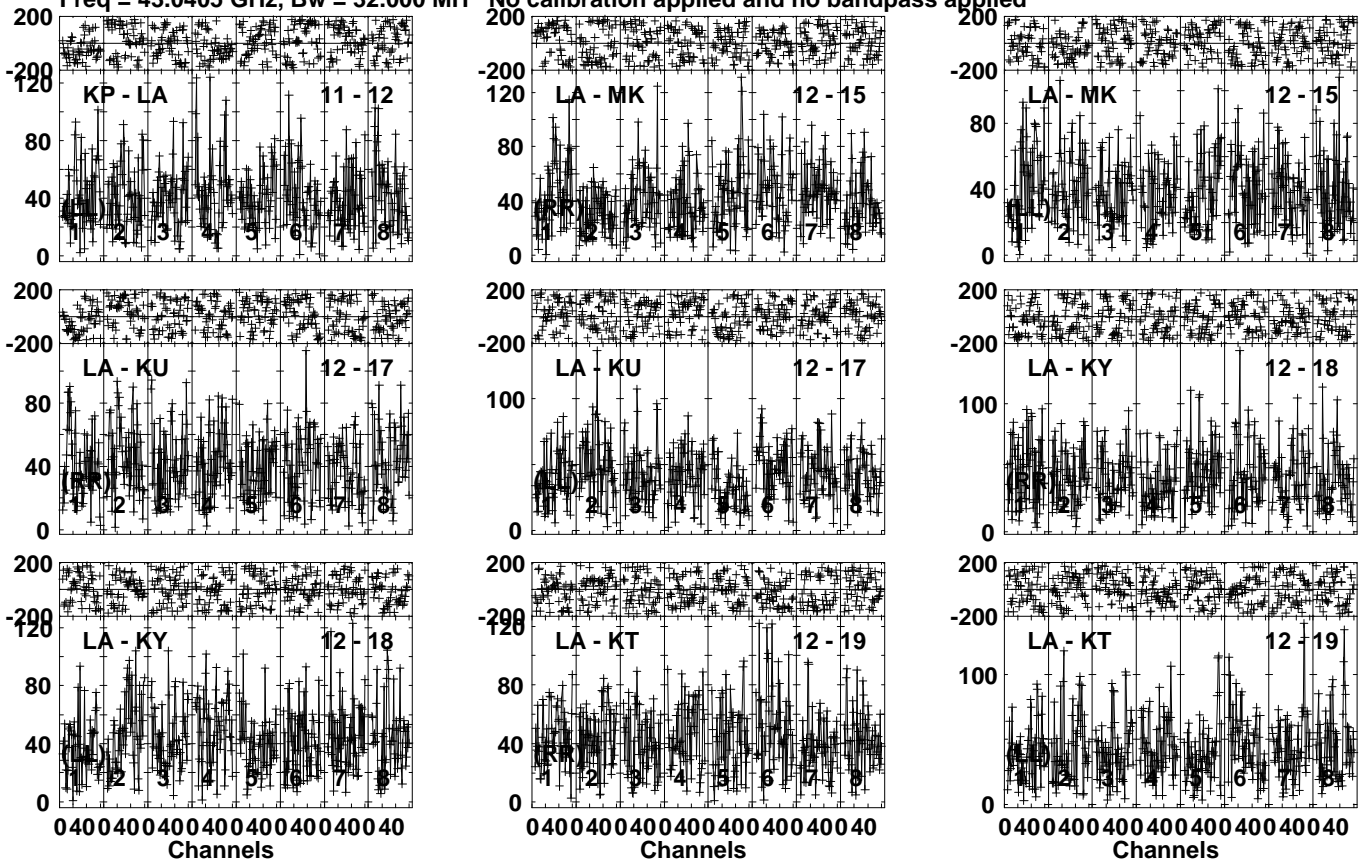
Lower frame: Micro Ampl Jy Top frame: Phas deg  
Vector averaged cross-power spectrum Several baselines displayed  
Timerange: 01/11:12:04 to 01/11:22:09

Plot file version 387 created 22-JUL-2021 03:13:03

M87 GK053.UVDATA.1

Freq = 43.0405 GHz, Bw = 32.000 MH

No calibration applied and no bandpass applied



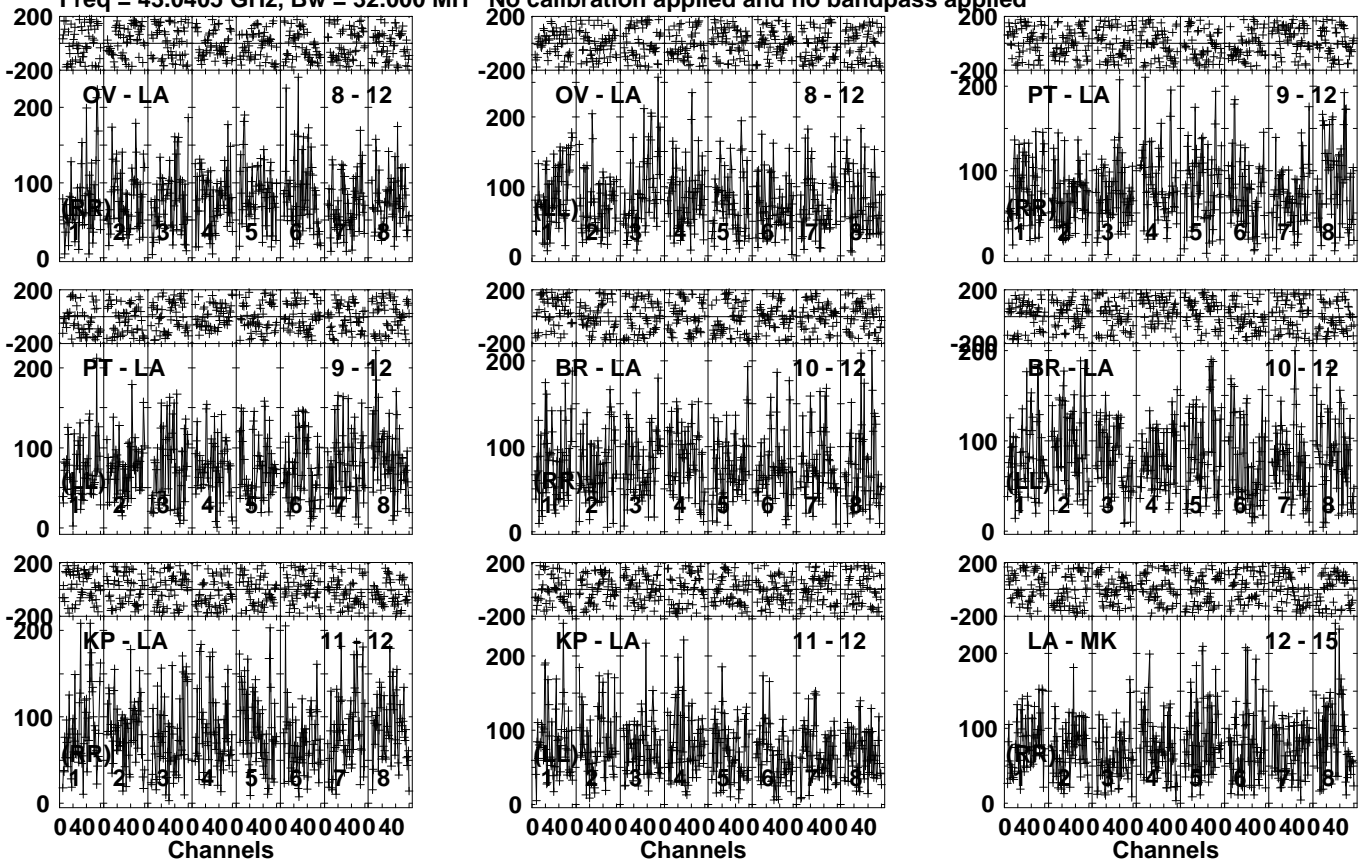
Lower frame: Micro Ampl Jy Top frame: Phas deg  
Vector averaged cross-power spectrum Several baselines displayed  
Timerange: 01/11:12:04 to 01/11:22:09

Plot file version 388 created 22-JUL-2021 03:13:06

M87 GK053.UVDATA.1

Freq = 43.0405 GHz, Bw = 32.000 MH

No calibration applied and no bandpass applied



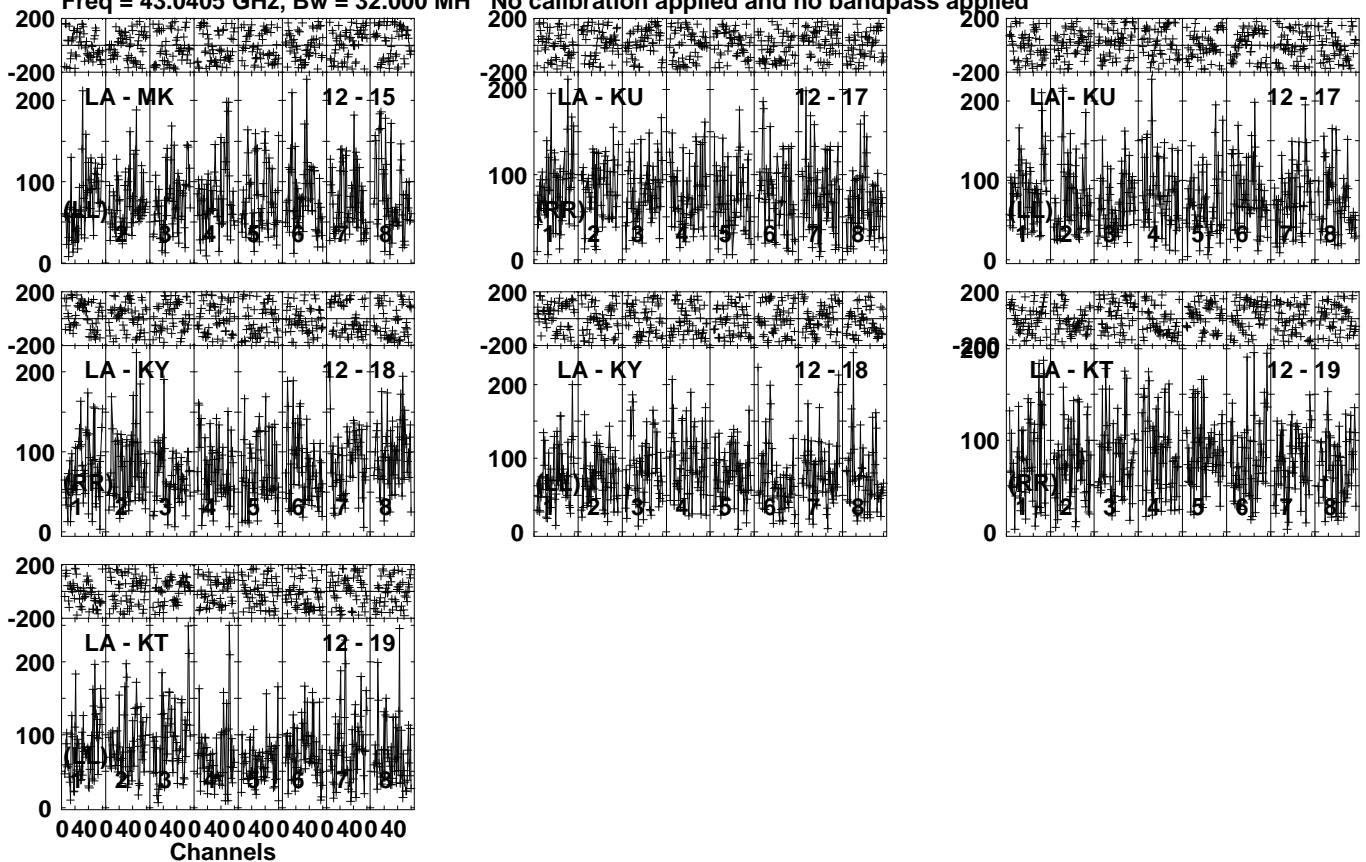
Lower frame: Micro Ampl Jy Top frame: Phas deg  
Vector averaged cross-power spectrum Several baselines displayed  
Timerange: 01/11:27:01 to 01/11:30:00

Plot file version 389 created 22-JUL-2021 03:13:06

M87 GK053.UVDATA.1

Freq = 43.0405 GHz, Bw = 32.000 MH

No calibration applied and no bandpass applied



Lower frame: Micro Ampl Jy Top frame: Phas deg  
Vector averaged cross-power spectrum Several baselines displayed  
Timerange: 01/11:27:01 to 01/11:30:00