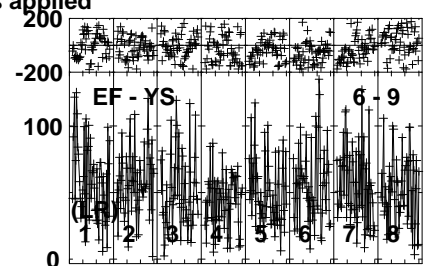
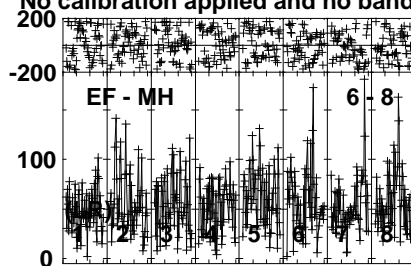
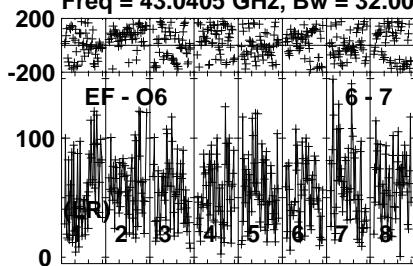


Plot file version 1 created 07-DEC-2022 16:04:41

1510-089 GM079.UVDATA.1

Freq = 43.0405 GHz, Bw = 32.000 MH

No calibration applied and no bandpass applied



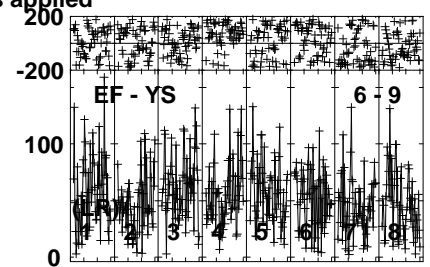
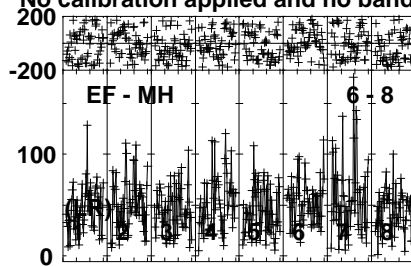
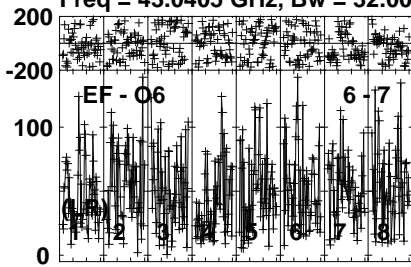
Lower frame: Micro Ampl Jy Top frame: Phas deg
Vector averaged cross-power spectrum Several baselines displayed
Timerange: 01/00:30:01 to 01/00:36:59

Plot file version 2 created 07-DEC-2022 16:04:42

1510-089 GM079.UVDATA.1

Freq = 43.0405 GHz, Bw = 32.000 MH

No calibration applied and no bandpass applied



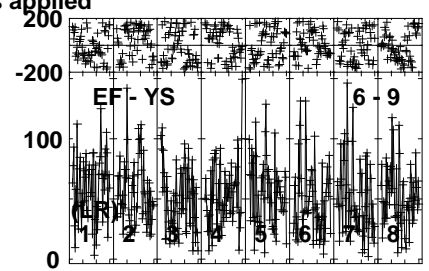
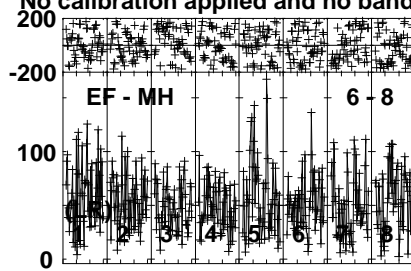
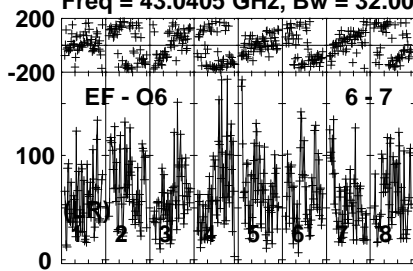
Lower frame: Micro Ampl Jy Top frame: Phas deg
Vector averaged cross-power spectrum Several baselines displayed
Timerange: 01/00:37:45 to 01/00:44:44

Plot file version 3 created 07-DEC-2022 16:04:42

1510-089 GM079.UVDATA.1

Freq = 43.0405 GHz, Bw = 32.000 MH

No calibration applied and no bandpass applied



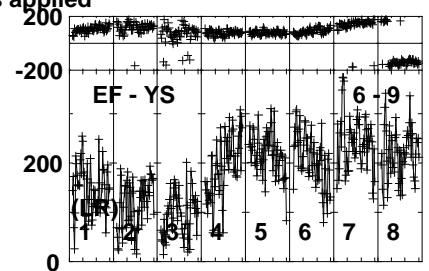
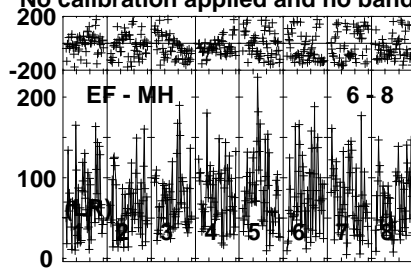
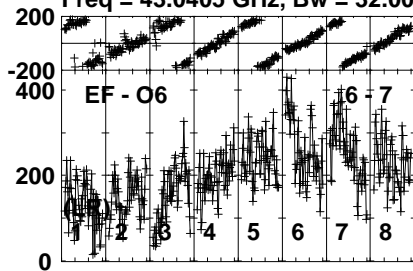
Lower frame: Micro Ampl Jy Top frame: Phas deg
Vector averaged cross-power spectrum Several baselines displayed
Timerange: 01/00:45:31 to 01/00:52:29

Plot file version 4 created 07-DEC-2022 16:04:42

3C279 GM079.UVDATA.1

Freq = 43.0405 GHz, Bw = 32.000 MH

No calibration applied and no bandpass applied



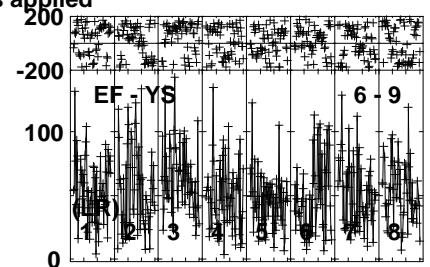
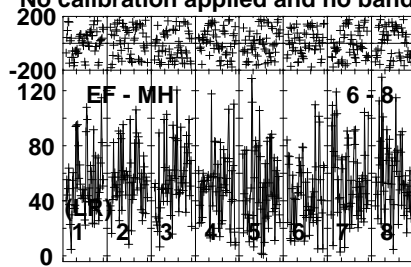
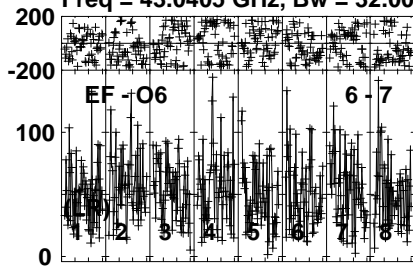
Lower frame: Micro Ampl Jy Top frame: Phas deg
Vector averaged cross-power spectrum Several baselines displayed
Timerange: 01/00:59:40 to 01/01:04:49

Plot file version 5 created 07-DEC-2022 16:04:43

1510-089 GM079.UVDATA.1

Freq = 43.0405 GHz, Bw = 32.000 MH

No calibration applied and no bandpass applied



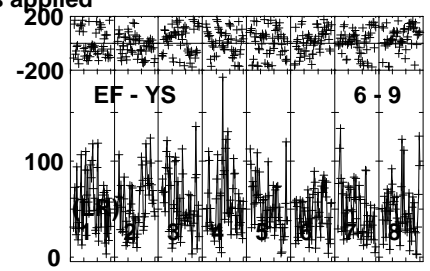
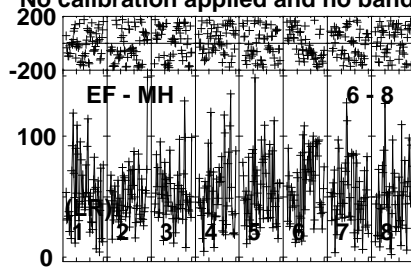
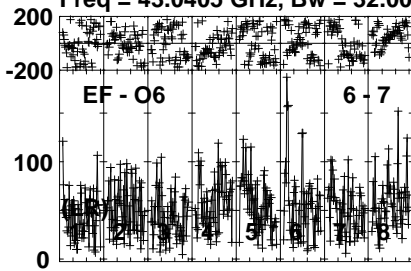
Lower frame: Micro Ampl Jy Top frame: Phas deg
Vector averaged cross-power spectrum Several baselines displayed
Timerange: 01/01:12:01 to 01/01:19:00

Plot file version 6 created 07-DEC-2022 16:04:43

1510-089 GM079.UVDATA.1

Freq = 43.0405 GHz, Bw = 32.000 MH

No calibration applied and no bandpass applied



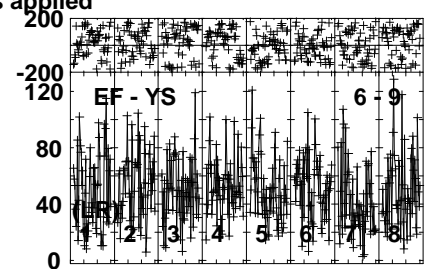
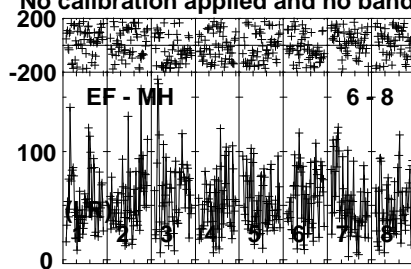
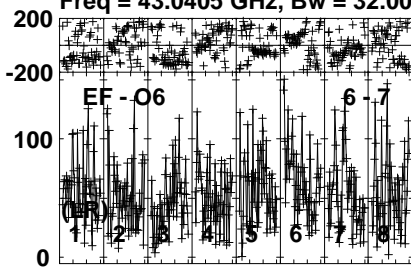
Lower frame: Micro Ampl Jy Top frame: Phas deg
Vector averaged cross-power spectrum Several baselines displayed
Timerange: 01/01:19:46 to 01/01:26:44

Plot file version 7 created 07-DEC-2022 16:04:43

1510-089 GM079.UVDATA.1

Freq = 43.0405 GHz, Bw = 32.000 MH

No calibration applied and no bandpass applied

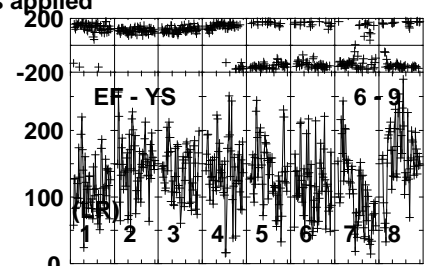
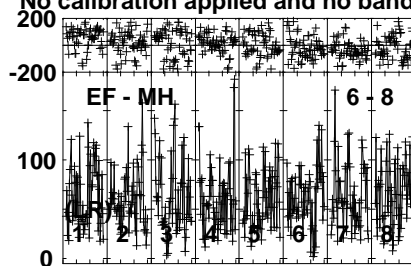
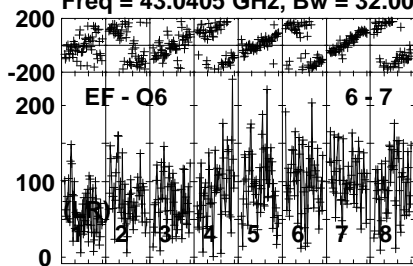


Lower frame: Micro Ampl Jy Top frame: Phas deg
Vector averaged cross-power spectrum Several baselines displayed
Timerange: 01/01:27:31 to 01/01:34:30

Plot file version 8 created 07-DEC-2022 16:04:44

3C279 GM079.UVDATA.1

Freq = 43.0405 GHz, Bw = 32.000 MH No calibration applied and no bandpass applied



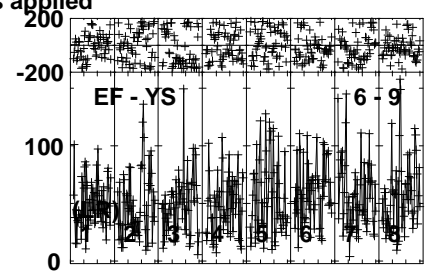
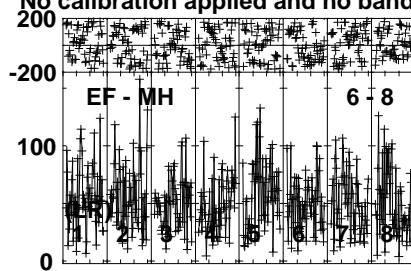
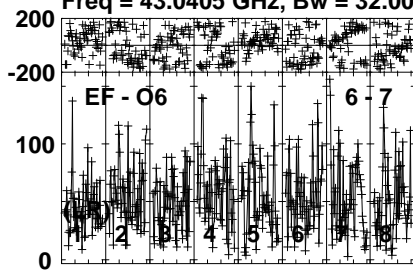
Lower frame: Micro Ampl Jy Top frame: Phas deg
Vector averaged cross-power spectrum Several baselines displayed
Timerange: 01/01:41:41 to 01/01:46:49

Plot file version 9 created 07-DEC-2022 16:04:44

1510-089 GM079.UVDATA.1

Freq = 43.0405 GHz, Bw = 32.000 MH

No calibration applied and no bandpass applied



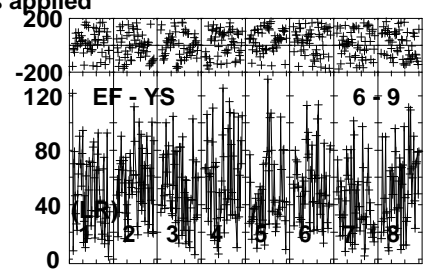
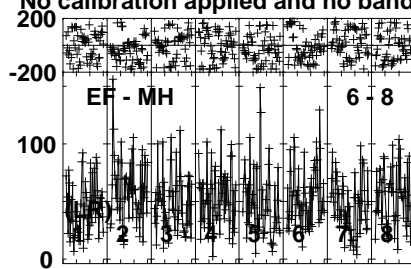
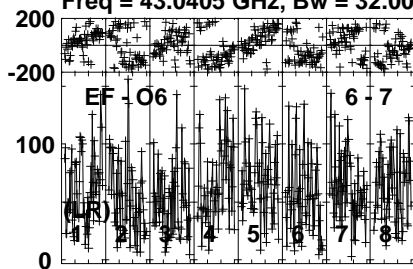
Lower frame: Micro Ampl Jy Top frame: Phas deg
Vector averaged cross-power spectrum Several baselines displayed
Timerange: 01/01:54:01 to 01/02:01:00

Plot file version 10 created 07-DEC-2022 16:04:45

1510-089 GM079.UVDATA.1

Freq = 43.0405 GHz, Bw = 32.000 MH

No calibration applied and no bandpass applied



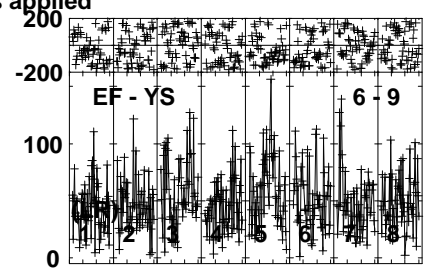
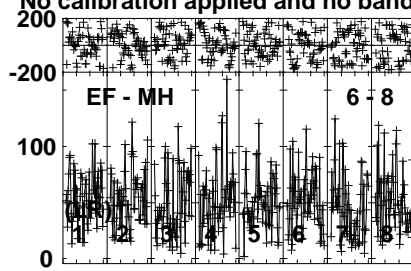
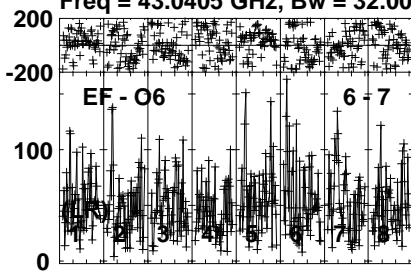
Lower frame: Micro Ampl Jy Top frame: Phas deg
Vector averaged cross-power spectrum Several baselines displayed
Timerange: 01/02:01:46 to 01/02:08:44

Plot file version 11 created 07-DEC-2022 16:04:45

1510-089 GM079.UVDATA.1

Freq = 43.0405 GHz, Bw = 32.000 MH

No calibration applied and no bandpass applied



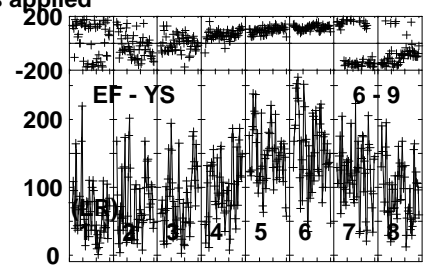
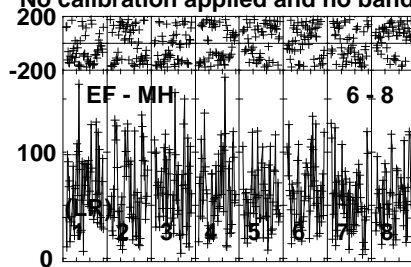
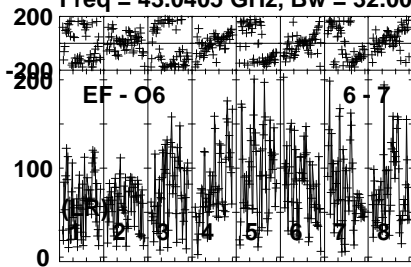
Lower frame: Micro Ampl Jy Top frame: Phas deg
Vector averaged cross-power spectrum Several baselines displayed
Timerange: 01/02:09:31 to 01/02:16:30

Plot file version 12 created 07-DEC-2022 16:04:45

3C279 GM079.UVDATA.1

Freq = 43.0405 GHz, Bw = 32.000 MH

No calibration applied and no bandpass applied



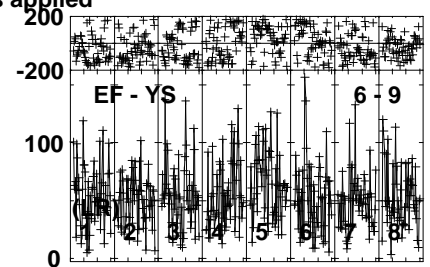
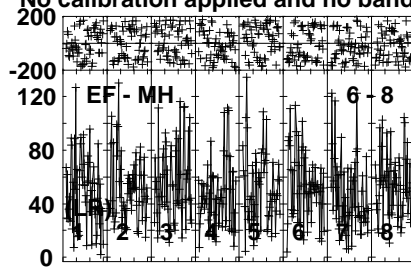
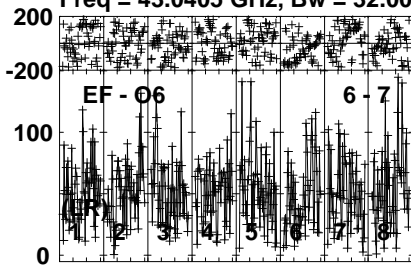
Lower frame: Micro Ampl Jy Top frame: Phas deg
Vector averaged cross-power spectrum Several baselines displayed
Timerange: 01/02:23:41 to 01/02:28:49

Plot file version 13 created 07-DEC-2022 16:04:46

1510-089 GM079.UVDATA.1

Freq = 43.0405 GHz, Bw = 32.000 MH

No calibration applied and no bandpass applied



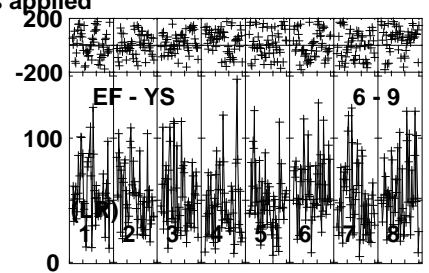
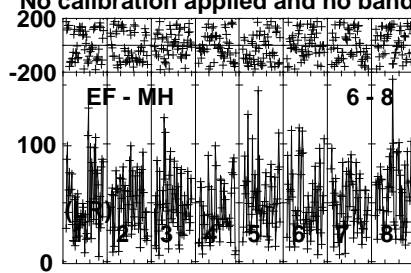
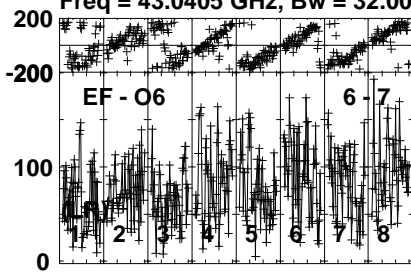
Lower frame: Micro Ampl Jy Top frame: Phas deg
Vector averaged cross-power spectrum Several baselines displayed
Timerange: 01/02:36:00 to 01/02:42:59

Plot file version 14 created 07-DEC-2022 16:04:46

1510-089 GM079.UVDATA.1

Freq = 43.0405 GHz, Bw = 32.000 MH

No calibration applied and no bandpass applied



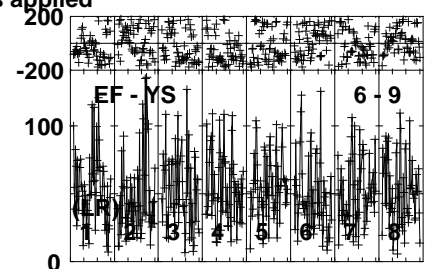
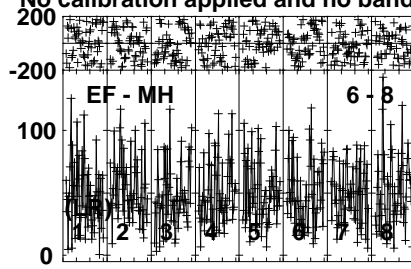
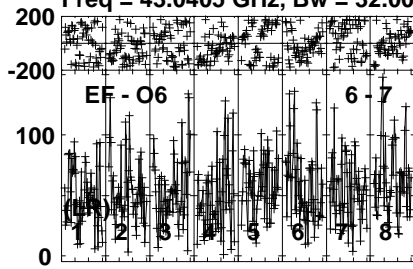
Lower frame: Micro Ampl Jy Top frame: Phas deg
Vector averaged cross-power spectrum Several baselines displayed
Timerange: 01/02:43:46 to 01/02:50:44

Plot file version 15 created 07-DEC-2022 16:04:47

1510-089 GM079.UVDATA.1

Freq = 43.0405 GHz, Bw = 32.000 MH

No calibration applied and no bandpass applied



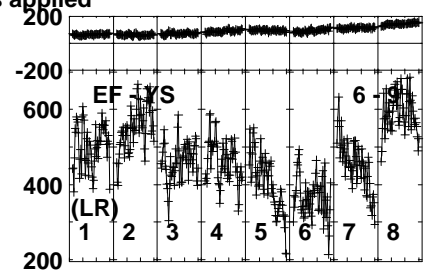
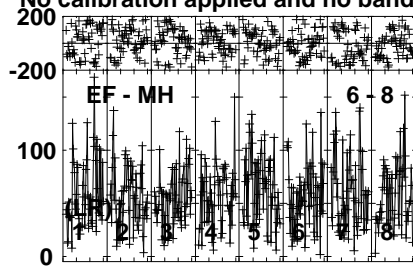
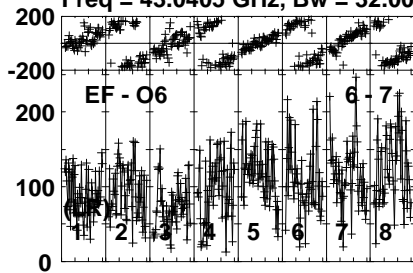
Lower frame: Micro Ampl Jy Top frame: Phas deg
Vector averaged cross-power spectrum Several baselines displayed
Timerange: 01/02:51:30 to 01/02:58:29

Plot file version 16 created 07-DEC-2022 16:04:47

3C279 GM079.UVDATA.1

Freq = 43.0405 GHz, Bw = 32.000 MH

No calibration applied and no bandpass applied



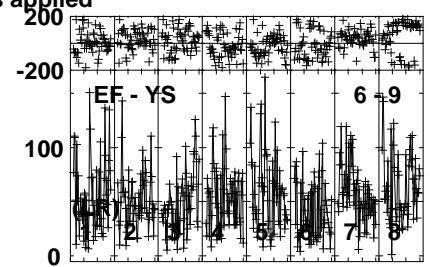
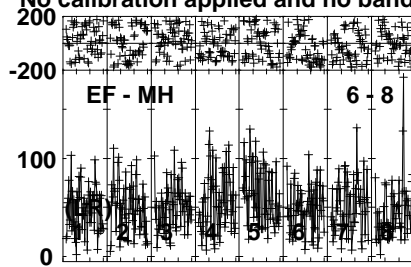
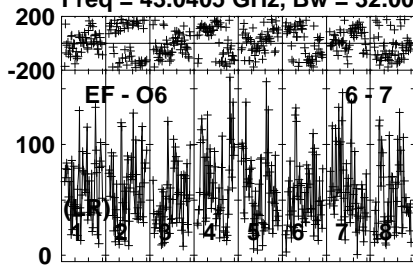
Lower frame: Micro Ampl Jy Top frame: Phas deg
Vector averaged cross-power spectrum Several baselines displayed
Timerange: 01/03:05:41 to 01/03:10:49

Plot file version 17 created 07-DEC-2022 16:04:47

1510-089 GM079.UVDATA.1

Freq = 43.0405 GHz, Bw = 32.000 MH

No calibration applied and no bandpass applied



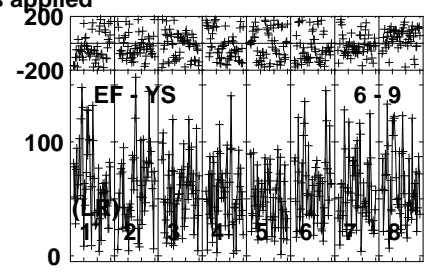
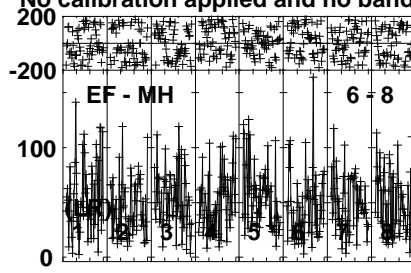
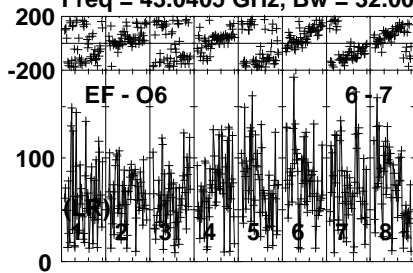
Lower frame: Micro Ampl Jy Top frame: Phas deg
Vector averaged cross-power spectrum Several baselines displayed
Timerange: 01/03:18:00 to 01/03:24:59

Plot file version 18 created 07-DEC-2022 16:04:48

1510-089 GM079.UVDATA.1

Freq = 43.0405 GHz, Bw = 32.000 MH

No calibration applied and no bandpass applied



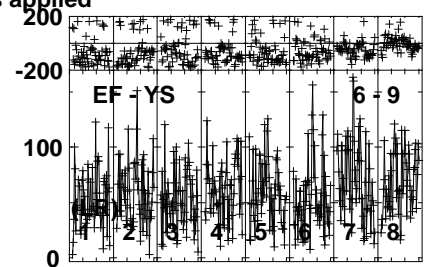
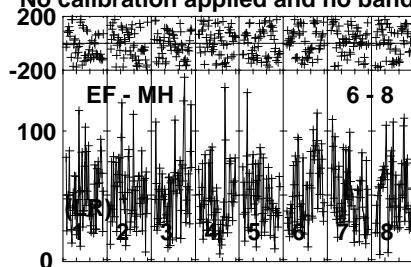
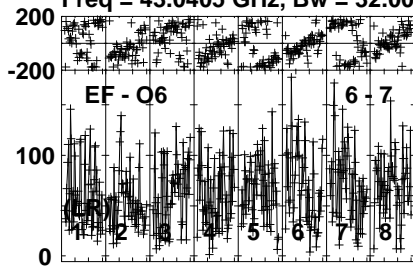
Lower frame: Micro Ampl Jy Top frame: Phas deg
Vector averaged cross-power spectrum Several baselines displayed
Timerange: 01/03:25:46 to 01/03:32:44

Plot file version 19 created 07-DEC-2022 16:04:48

1510-089 GM079.UVDATA.1

Freq = 43.0405 GHz, Bw = 32.000 MH

No calibration applied and no bandpass applied



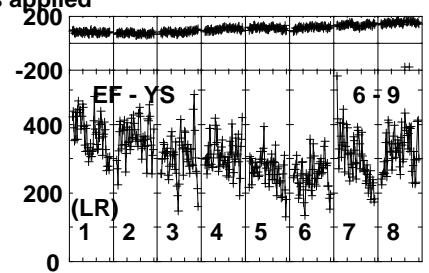
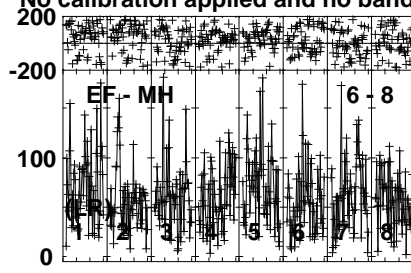
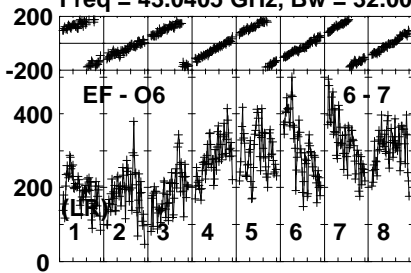
Lower frame: Micro Ampl Jy Top frame: Phas deg
Vector averaged cross-power spectrum Several baselines displayed
Timerange: 01/03:33:30 to 01/03:40:29

Plot file version 20 created 07-DEC-2022 16:04:48

3C279 GM079.UVDATA.1

Freq = 43.0405 GHz, Bw = 32.000 MH

No calibration applied and no bandpass applied



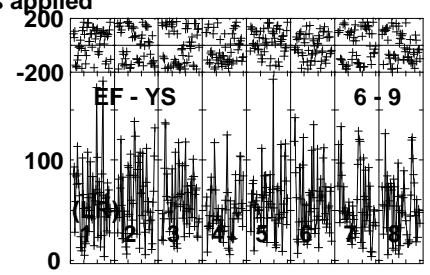
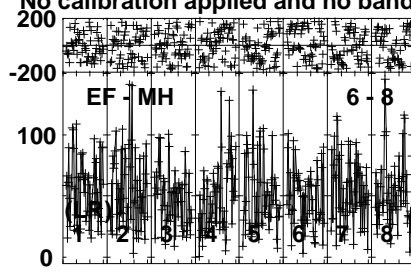
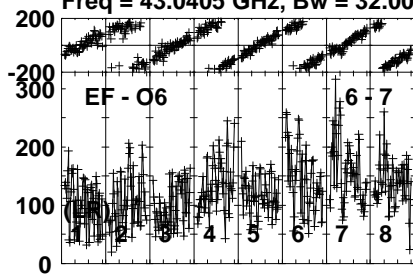
Lower frame: Micro Ampl Jy Top frame: Phas deg
Vector averaged cross-power spectrum Several baselines displayed
Timerange: 01/03:47:41 to 01/03:52:50

Plot file version 21 created 07-DEC-2022 16:04:49

1510-089 GM079.UVDATA.1

Freq = 43.0405 GHz, Bw = 32.000 MH

No calibration applied and no bandpass applied



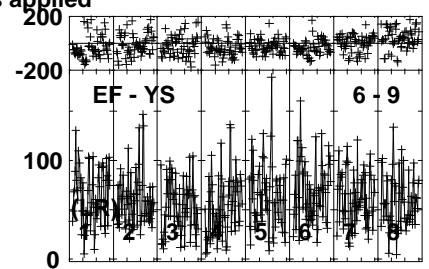
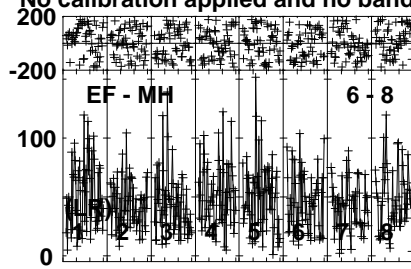
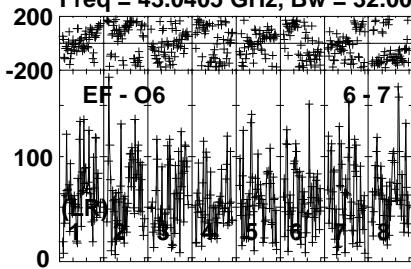
Lower frame: Micro Ampl Jy Top frame: Phas deg
Vector averaged cross-power spectrum Several baselines displayed
Timerange: 01/04:00:01 to 01/04:06:59

Plot file version 22 created 07-DEC-2022 16:04:49

1510-089 GM079.UVDATA.1

Freq = 43.0405 GHz, Bw = 32.000 MH

No calibration applied and no bandpass applied



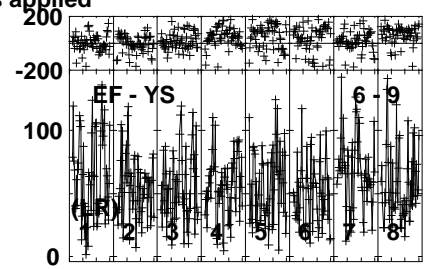
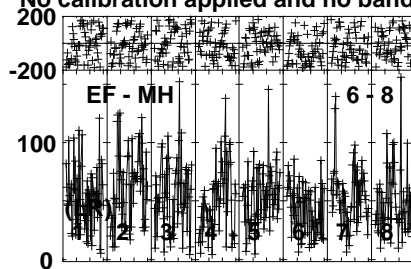
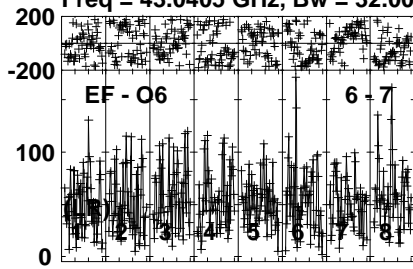
Lower frame: Micro Ampl Jy Top frame: Phas deg
Vector averaged cross-power spectrum Several baselines displayed
Timerange: 01/04:07:46 to 01/04:14:45

Plot file version 23 created 07-DEC-2022 16:04:49

1510-089 GM079.UVDATA.1

Freq = 43.0405 GHz, Bw = 32.000 MH

No calibration applied and no bandpass applied



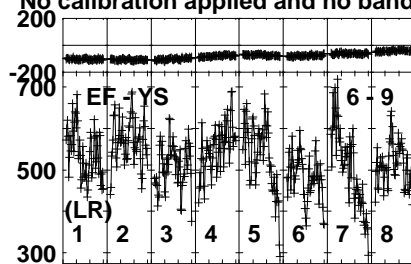
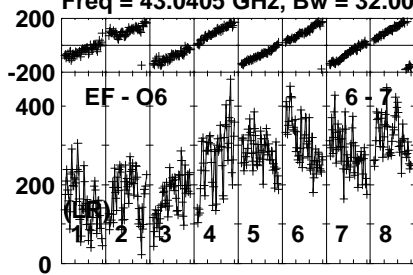
Lower frame: Micro Ampl Jy Top frame: Phas deg
Vector averaged cross-power spectrum Several baselines displayed
Timerange: 01/04:15:31 to 01/04:22:29

Plot file version 24 created 07-DEC-2022 16:04:50

3C279 GM079.UVDATA.1

Freq = 43.0405 GHz, Bw = 32.000 MH

No calibration applied and no bandpass applied



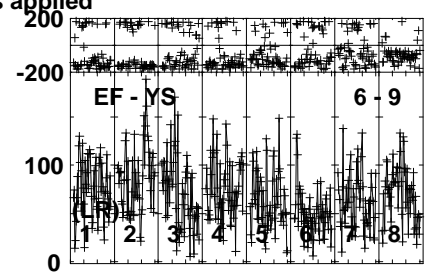
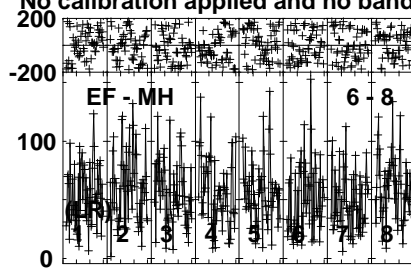
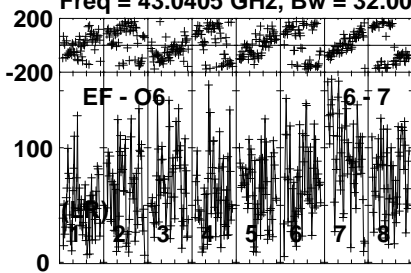
Lower frame: Micro Ampl Jy Top frame: Phas deg
Vector averaged cross-power spectrum Several baselines displayed
Timerange: 01/04:29:41 to 01/04:34:50

Plot file version 25 created 07-DEC-2022 16:04:50

1510-089 GM079.UVDATA.1

Freq = 43.0405 GHz, Bw = 32.000 MH

No calibration applied and no bandpass applied



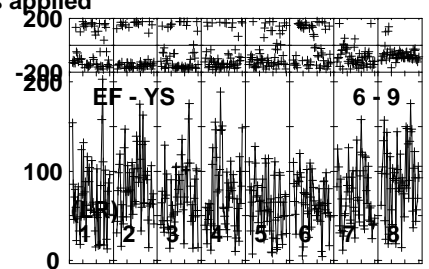
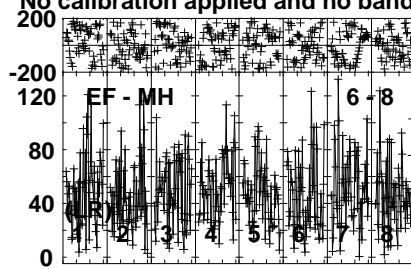
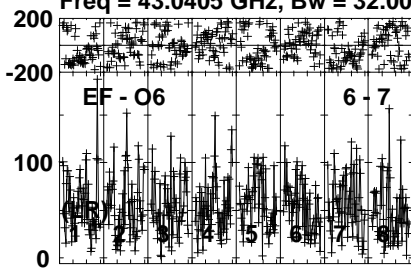
Lower frame: Micro Ampl Jy Top frame: Phas deg
Vector averaged cross-power spectrum Several baselines displayed
Timerange: 01/04:42:01 to 01/04:48:59

Plot file version 26 created 07-DEC-2022 16:04:51

1510-089 GM079.UVDATA.1

Freq = 43.0405 GHz, Bw = 32.000 MH

No calibration applied and no bandpass applied



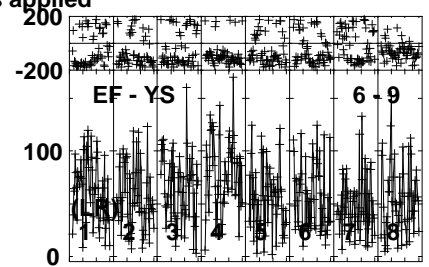
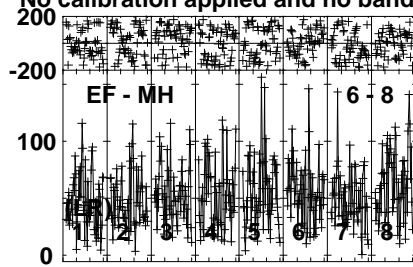
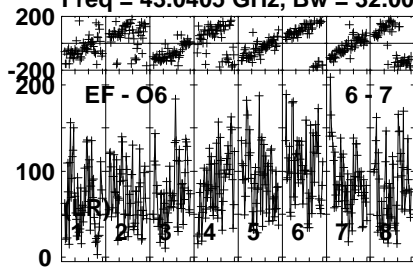
Lower frame: Micro Ampl Jy Top frame: Phas deg
Vector averaged cross-power spectrum Several baselines displayed
Timerange: 01/04:49:46 to 01/04:56:45

Plot file version 27 created 07-DEC-2022 16:04:51

1510-089 GM079.UVDATA.1

Freq = 43.0405 GHz, Bw = 32.000 MH

No calibration applied and no bandpass applied



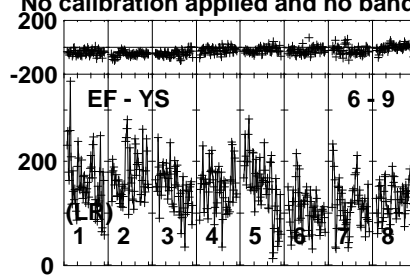
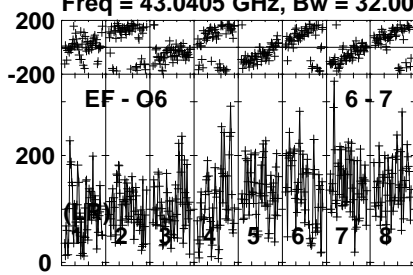
Lower frame: Micro Ampl Jy Top frame: Phas deg
Vector averaged cross-power spectrum Several baselines displayed
Timerange: 01/04:57:31 to 01/05:04:29

Plot file version 28 created 07-DEC-2022 16:04:51

3C279 GM079.UVDATA.1

Freq = 43.0405 GHz, Bw = 32.000 MH

No calibration applied and no bandpass applied



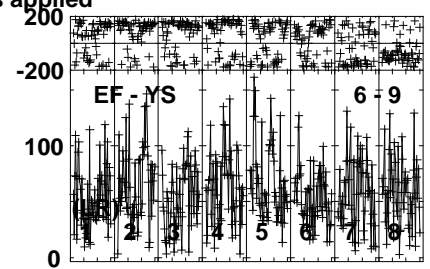
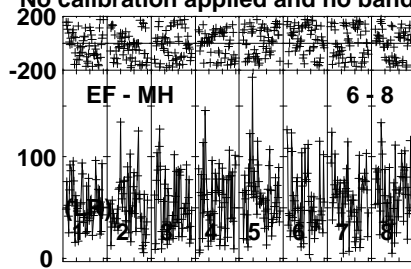
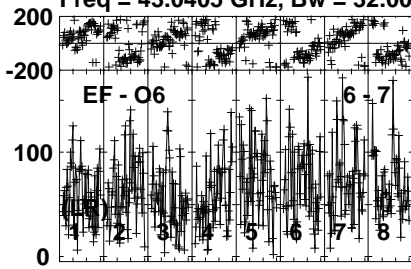
Lower frame: Micro Ampl Jy Top frame: Phas deg
Vector averaged cross-power spectrum Several baselines displayed
Timerange: 01/05:11:40 to 01/05:16:49

Plot file version 29 created 07-DEC-2022 16:04:52

1510-089 GM079.UVDATA.1

Freq = 43.0405 GHz, Bw = 32.000 MH

No calibration applied and no bandpass applied



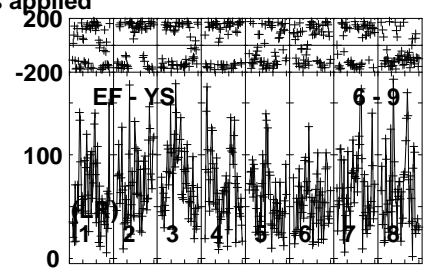
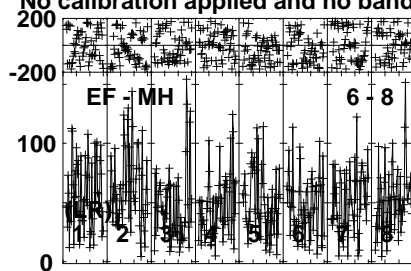
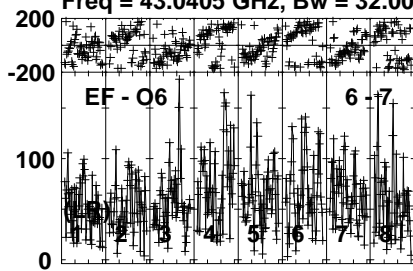
Lower frame: Micro Ampl Jy Top frame: Phas deg
Vector averaged cross-power spectrum Several baselines displayed
Timerange: 01/05:24:01 to 01/05:30:59

Plot file version 30 created 07-DEC-2022 16:04:52

1510-089 GM079.UVDATA.1

Freq = 43.0405 GHz, Bw = 32.000 MH

No calibration applied and no bandpass applied



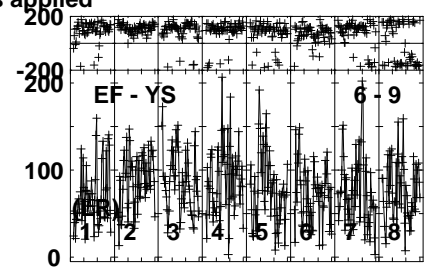
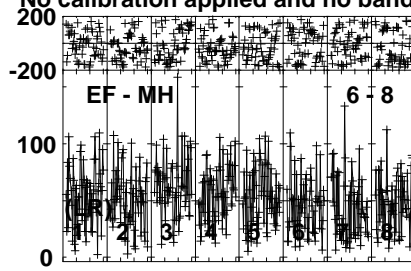
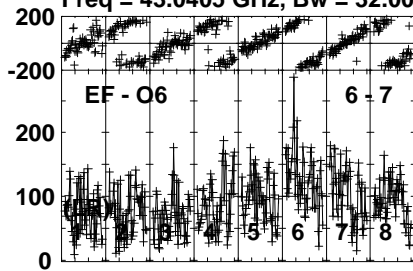
Lower frame: Micro Ampl Jy Top frame: Phas deg
Vector averaged cross-power spectrum Several baselines displayed
Timerange: 01/05:31:45 to 01/05:38:44

Plot file version 31 created 07-DEC-2022 16:04:52

1510-089 GM079.UVDATA.1

Freq = 43.0405 GHz, Bw = 32.000 MH

No calibration applied and no bandpass applied



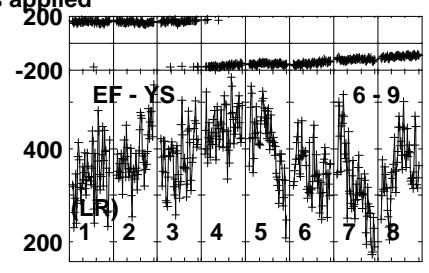
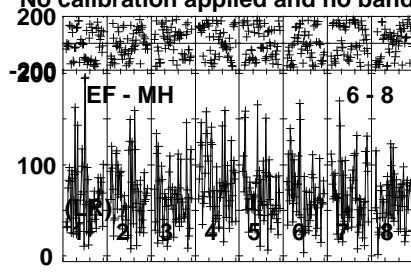
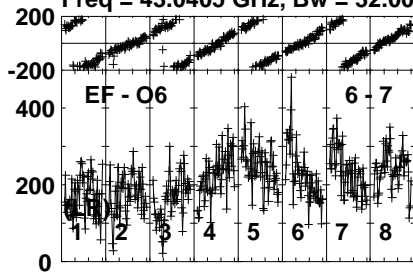
Lower frame: Micro Ampl Jy Top frame: Phas deg
Vector averaged cross-power spectrum Several baselines displayed
Timerange: 01/05:39:31 to 01/05:46:29

Plot file version 32 created 07-DEC-2022 16:04:53

1156+295 GM079.UVDATA.1

Freq = 43.0405 GHz, Bw = 32.000 MH

No calibration applied and no bandpass applied



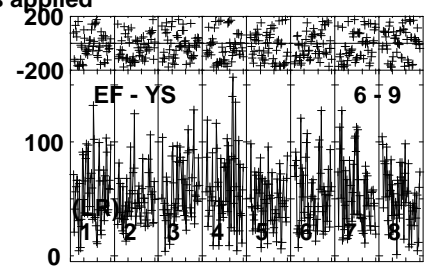
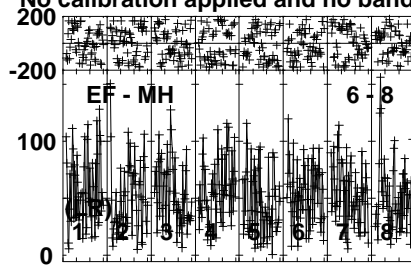
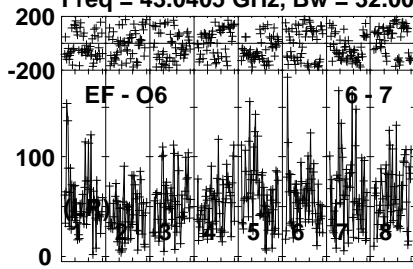
Lower frame: Micro Ampl Jy Top frame: Phas deg
Vector averaged cross-power spectrum Several baselines displayed
Timerange: 01/05:53:40 to 01/05:58:49

Plot file version 33 created 07-DEC-2022 16:04:53

1510-089 GM079.UVDATA.1

Freq = 43.0405 GHz, Bw = 32.000 MH

No calibration applied and no bandpass applied



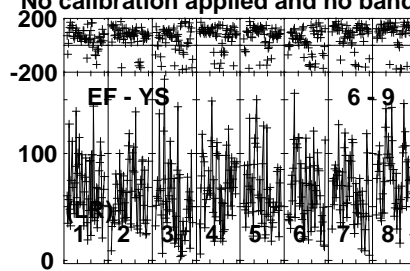
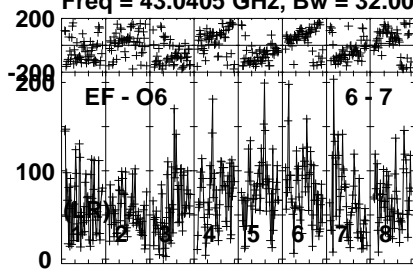
Lower frame: Micro Ampl Jy Top frame: Phas deg
Vector averaged cross-power spectrum Several baselines displayed
Timerange: 01/06:06:01 to 01/06:13:00

Plot file version 34 created 07-DEC-2022 16:04:54

1510-089 GM079.UVDATA.1

Freq = 43.0405 GHz, Bw = 32.000 MH

No calibration applied and no bandpass applied



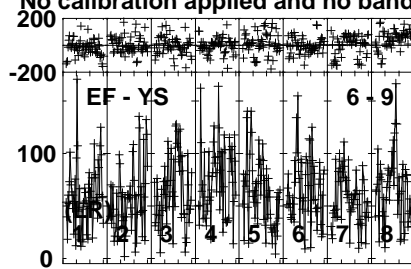
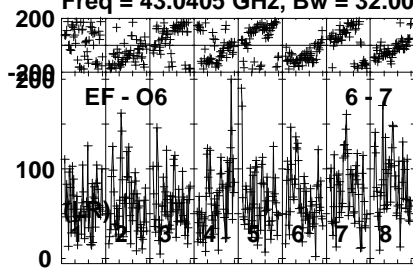
Lower frame: Micro Ampl Jy Top frame: Phas deg
Vector averaged cross-power spectrum Several baselines displayed
Timerange: 01/06:13:45 to 01/06:20:44

Plot file version 35 created 07-DEC-2022 16:04:54

1510-089 GM079.UVDATA.1

Freq = 43.0405 GHz, Bw = 32.000 MH

No calibration applied and no bandpass applied



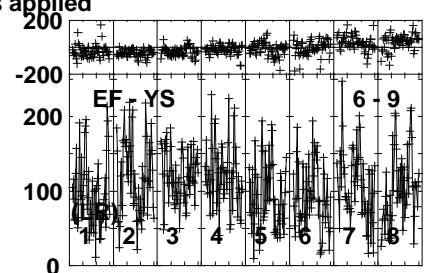
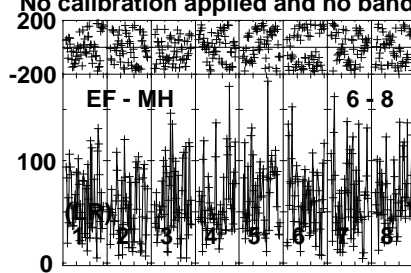
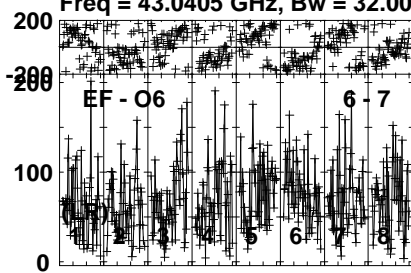
Lower frame: Micro Ampl Jy Top frame: Phas deg
Vector averaged cross-power spectrum Several baselines displayed
Timerange: 01/06:21:31 to 01/06:28:30

Plot file version 36 created 07-DEC-2022 16:04:54

1156+295 GM079.UVDATA.1

Freq = 43.0405 GHz, Bw = 32.000 MH

No calibration applied and no bandpass applied



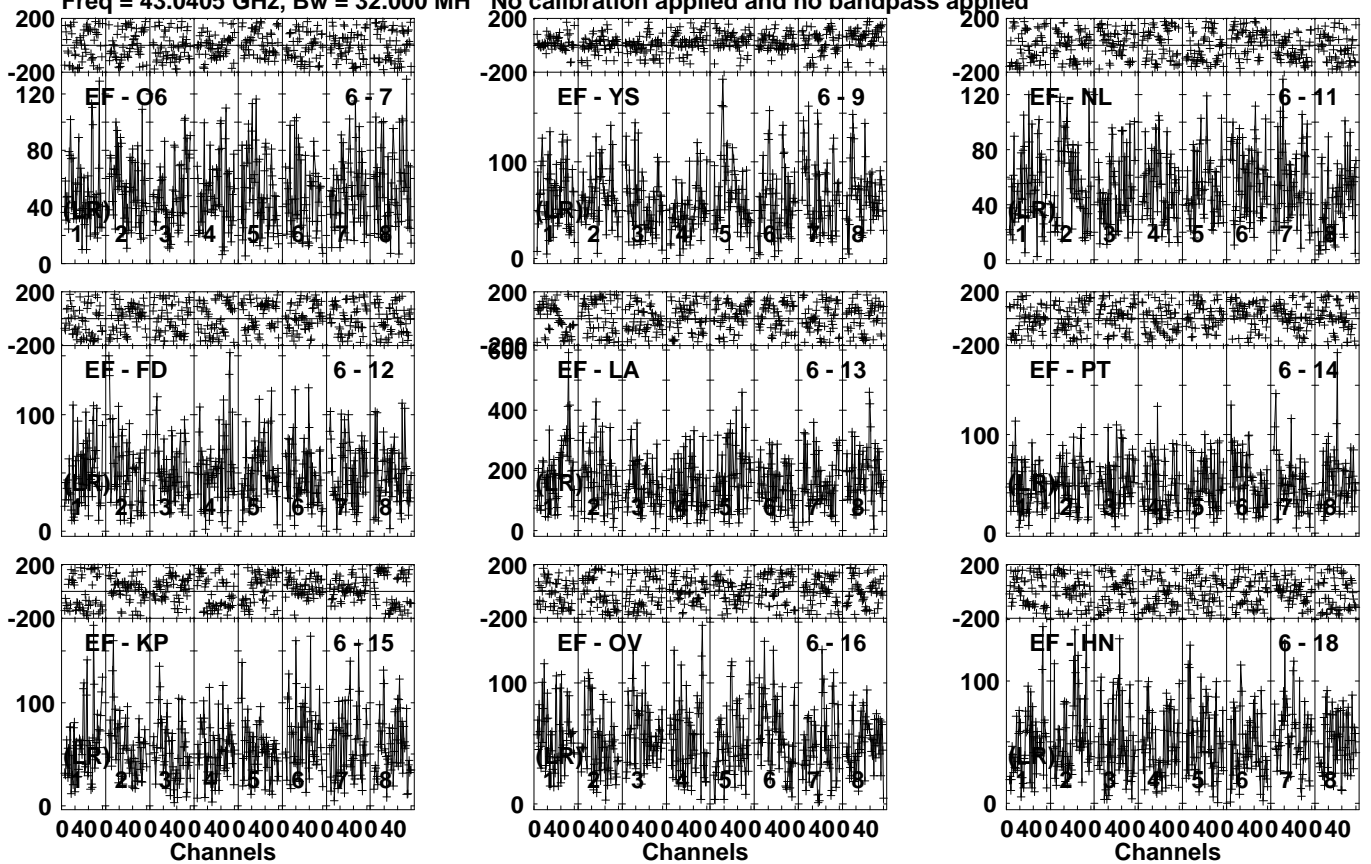
Lower frame: Micro Ampl Jy Top frame: Phas deg
Vector averaged cross-power spectrum Several baselines displayed
Timerange: 01/06:35:41 to 01/06:40:49

Plot file version 37 created 07-DEC-2022 16:04:55

1510-089 GM079.UVDATA.1

Freq = 43.0405 GHz, Bw = 32.000 MH

No calibration applied and no bandpass applied

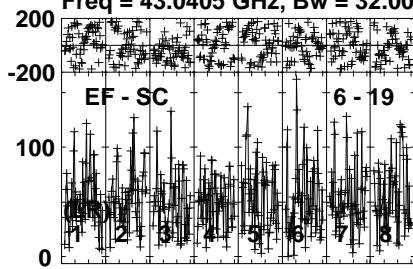


Lower frame: Micro Ampl Jy Top frame: Phas deg
Vector averaged cross-power spectrum Several baselines displayed
Timerange: 01/06:48:01 to 01/06:55:00

Plot file version 38 created 07-DEC-2022 16:04:57

1510-089 GM079.UVDATA.1

Freq = 43.0405 GHz, Bw = 32.000 MH No calibration applied and no bandpass applied



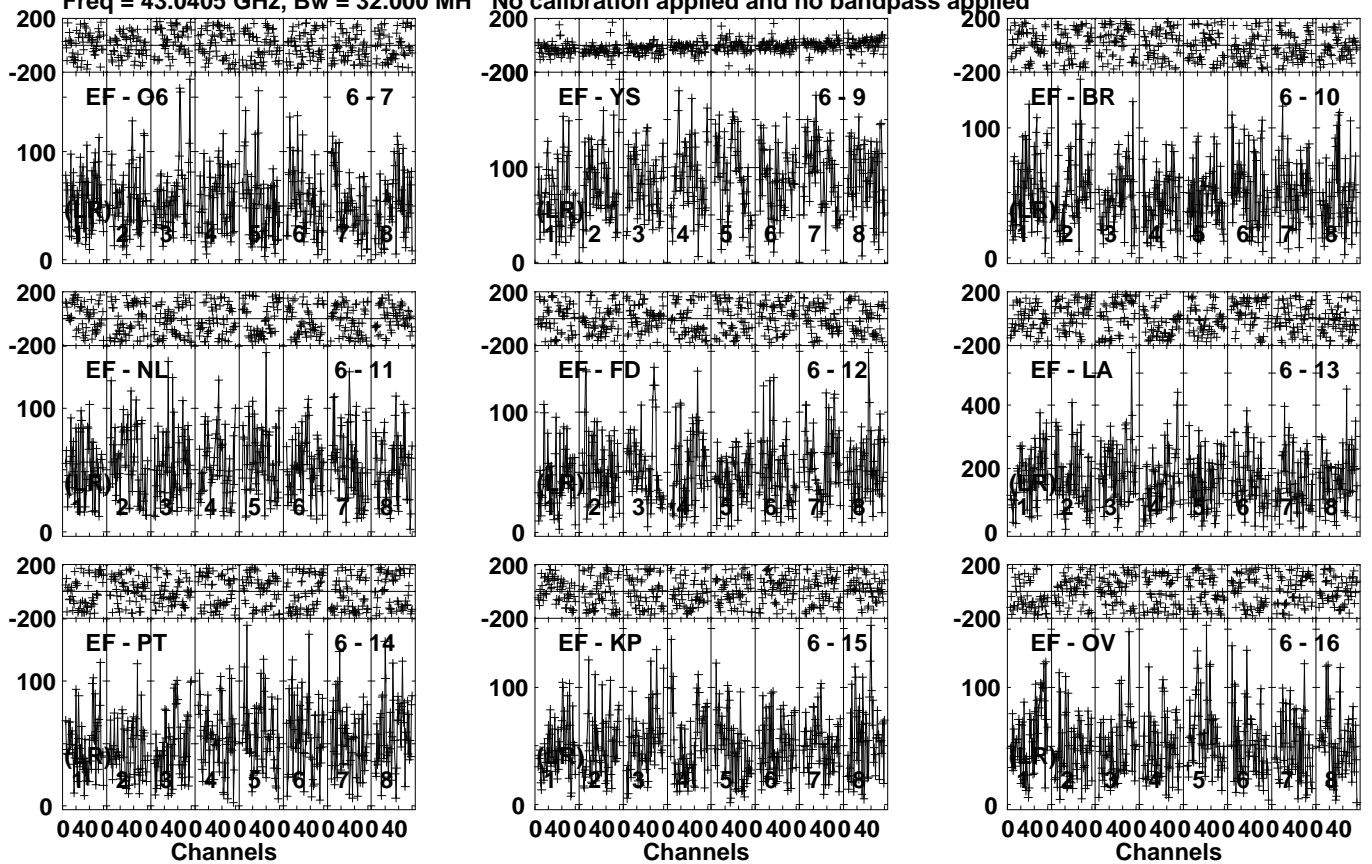
Lower frame: Micro Ampl Jy Top frame: Phas deg
Vector averaged cross-power spectrum Several baselines displayed
Timerange: 01/06:48:01 to 01/06:55:00

Plot file version 39 created 07-DEC-2022 16:04:58

1510-089 GM079.UVDATA.1

Freq = 43.0405 GHz, Bw = 32.000 MH

No calibration applied and no bandpass applied



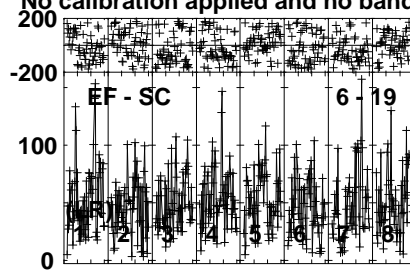
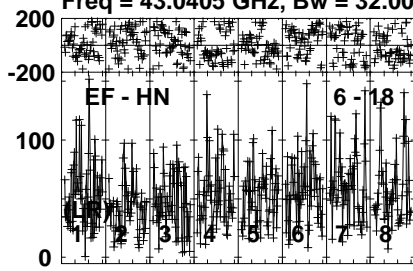
Lower frame: Micro Ampl Jy Top frame: Phas deg
Vector averaged cross-power spectrum Several baselines displayed
Timerange: 01/06:55:46 to 01/07:02:44

Plot file version 40 created 07-DEC-2022 16:04:59

1510-089 GM079.UVDATA.1

Freq = 43.0405 GHz, Bw = 32.000 MH

No calibration applied and no bandpass applied



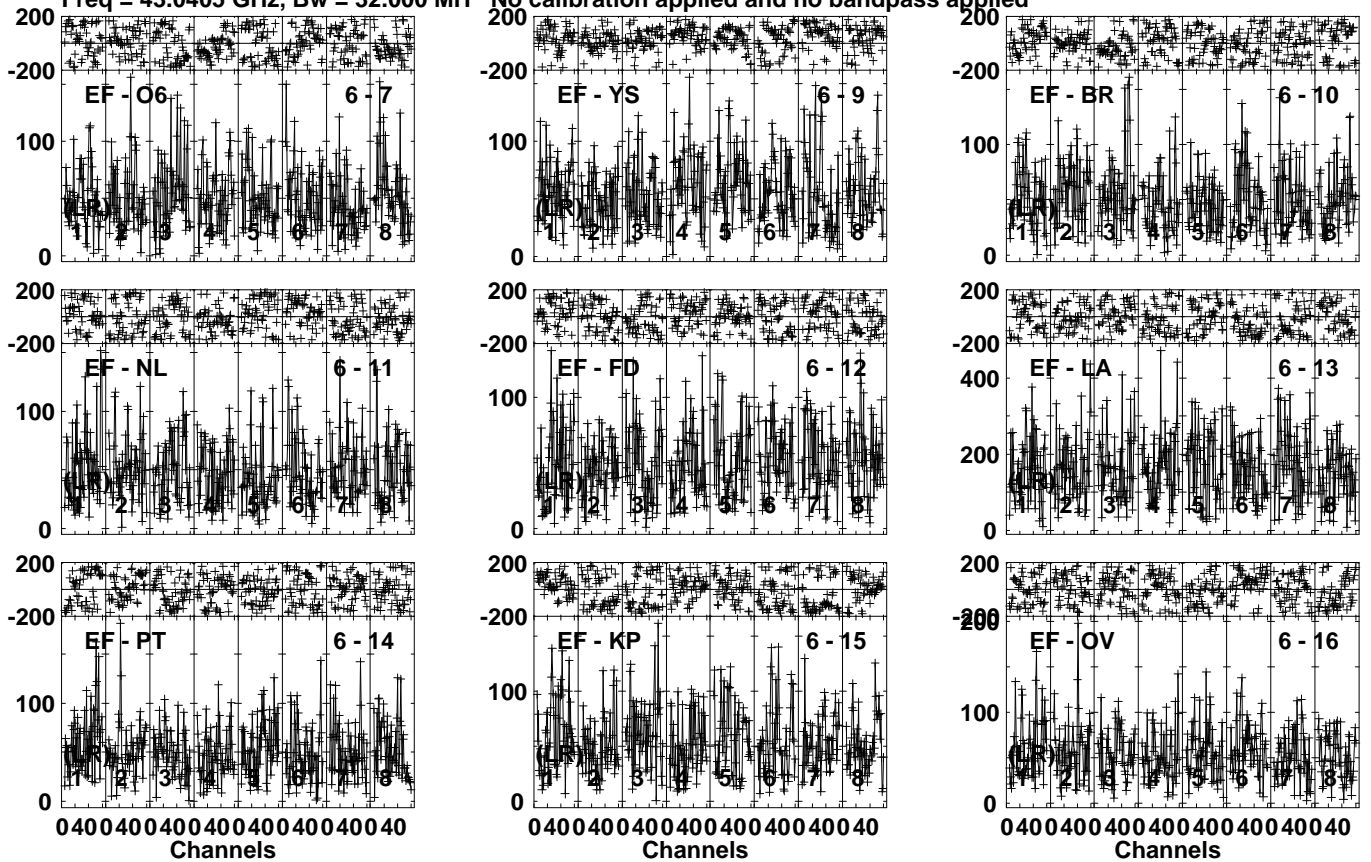
Lower frame: Micro Ampl Jy Top frame: Phas deg
Vector averaged cross-power spectrum Several baselines displayed
Timerange: 01/06:55:46 to 01/07:02:44

Plot file version 41 created 07-DEC-2022 16:05:00

1510-089 GM079.UVDATA.1

Freq = 43.0405 GHz, Bw = 32.000 MH

No calibration applied and no bandpass applied



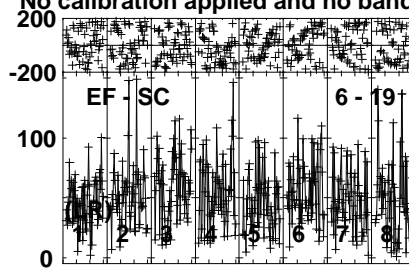
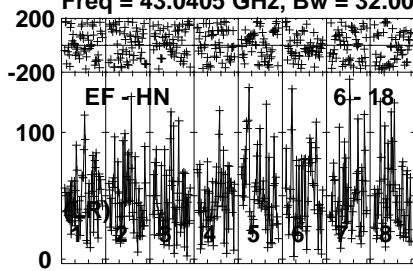
Lower frame: Micro Ampl Jy Top frame: Phas deg
Vector averaged cross-power spectrum Several baselines displayed
Timerange: 01/07:03:31 to 01/07:10:30

Plot file version 42 created 07-DEC-2022 16:05:01

1510-089 GM079.UVDATA.1

Freq = 43.0405 GHz, Bw = 32.000 MH

No calibration applied and no bandpass applied



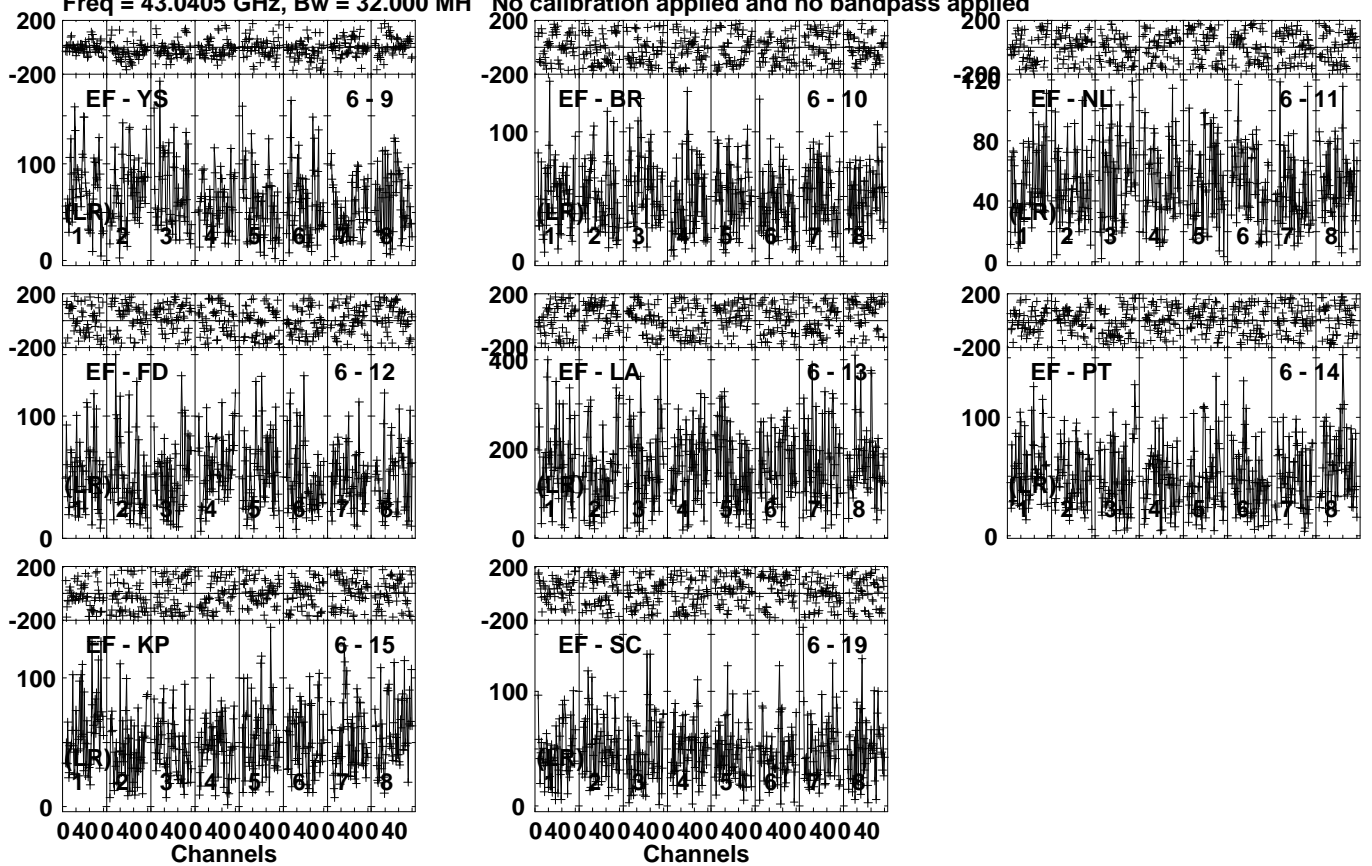
Lower frame: Micro Ampl Jy Top frame: Phas deg
Vector averaged cross-power spectrum Several baselines displayed
Timerange: 01/07:03:31 to 01/07:10:30

Plot file version 43 created 07-DEC-2022 16:05:04

1510-089 GM079.UVDATA.1

Freq = 43.0405 GHz, Bw = 32.000 MH

No calibration applied and no bandpass applied



Lower frame: Micro Ampl Jy Top frame: Phas deg
Vector averaged cross-power spectrum Several baselines displayed
Timerange: 01/07:18:41 to 01/07:25:40