


Plot file version 1 created 30-AUG-2023 08:35:34

4C39.25 GM081D 1.UVDATA.1

Freq = 1.3435 GHz, Bw = 8.000 MH Calibrated with CL # 4 and BP # 1 (BP mode 1)

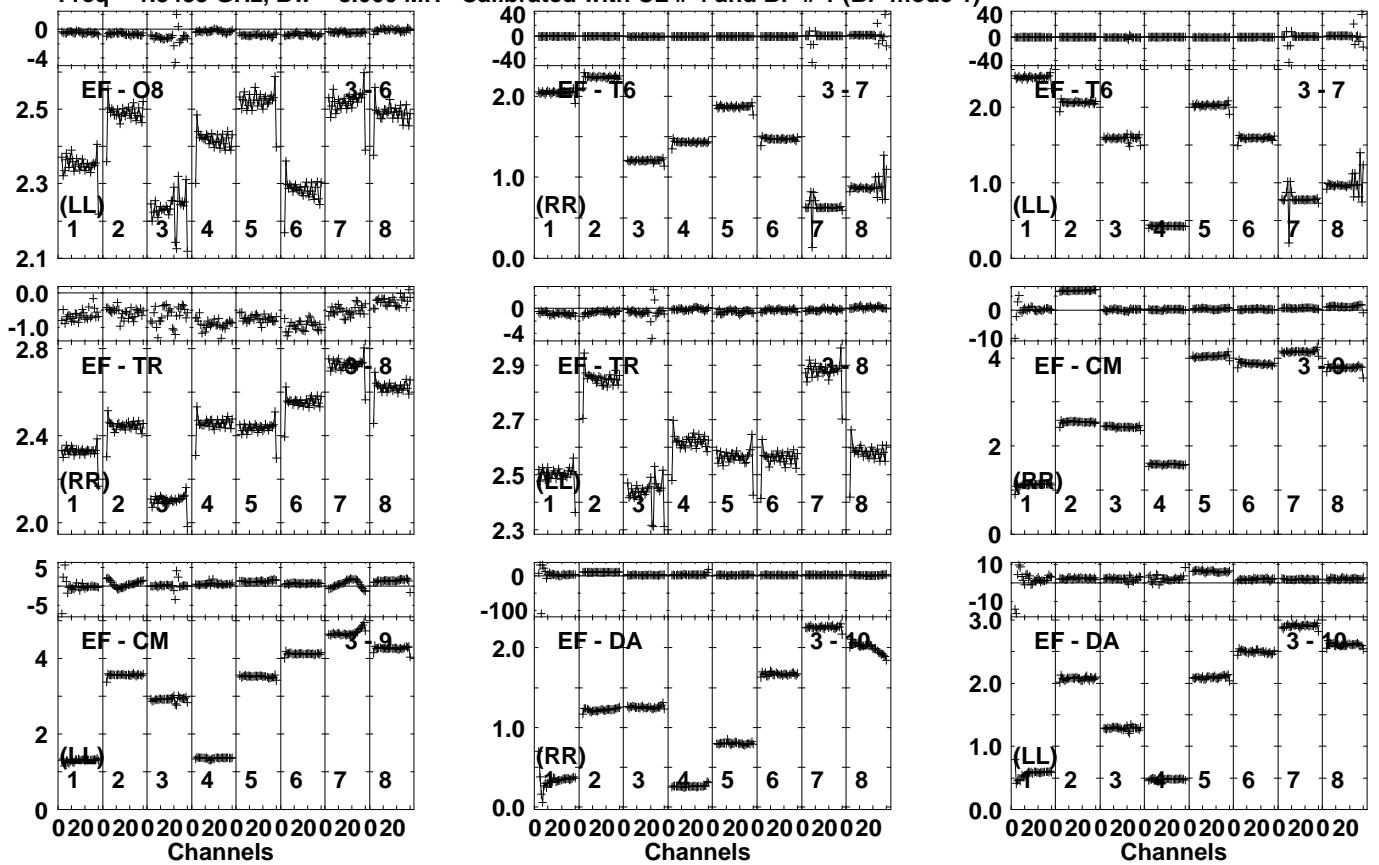


Lower frame: Ampl Jy Top frame: Phas deg
Vector averaged cross-power spectrum Several baselines displayed
Timerange: 00/04:00:01 to 00/04:04:59

Plot file version 2 created 30-AUG-2023 08:35:35

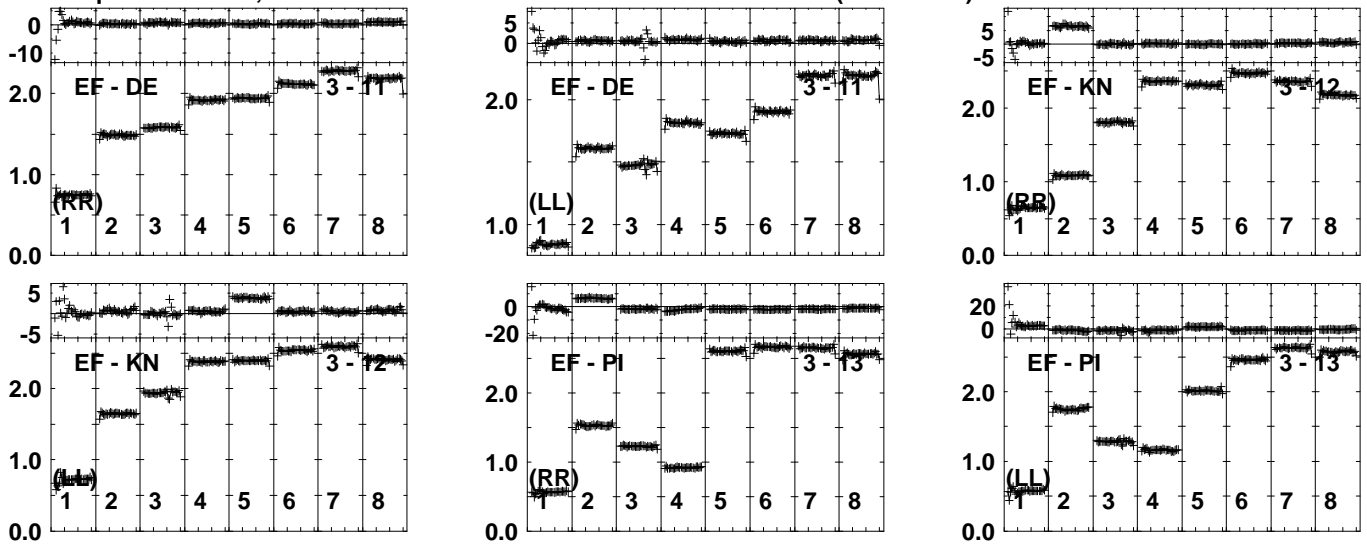
4C39.25 GM081D 1.UVDATA.1

Freq = 1.3435 GHz, Bw = 8.000 MH Calibrated with CL # 4 and BP # 1 (BP mode 1)



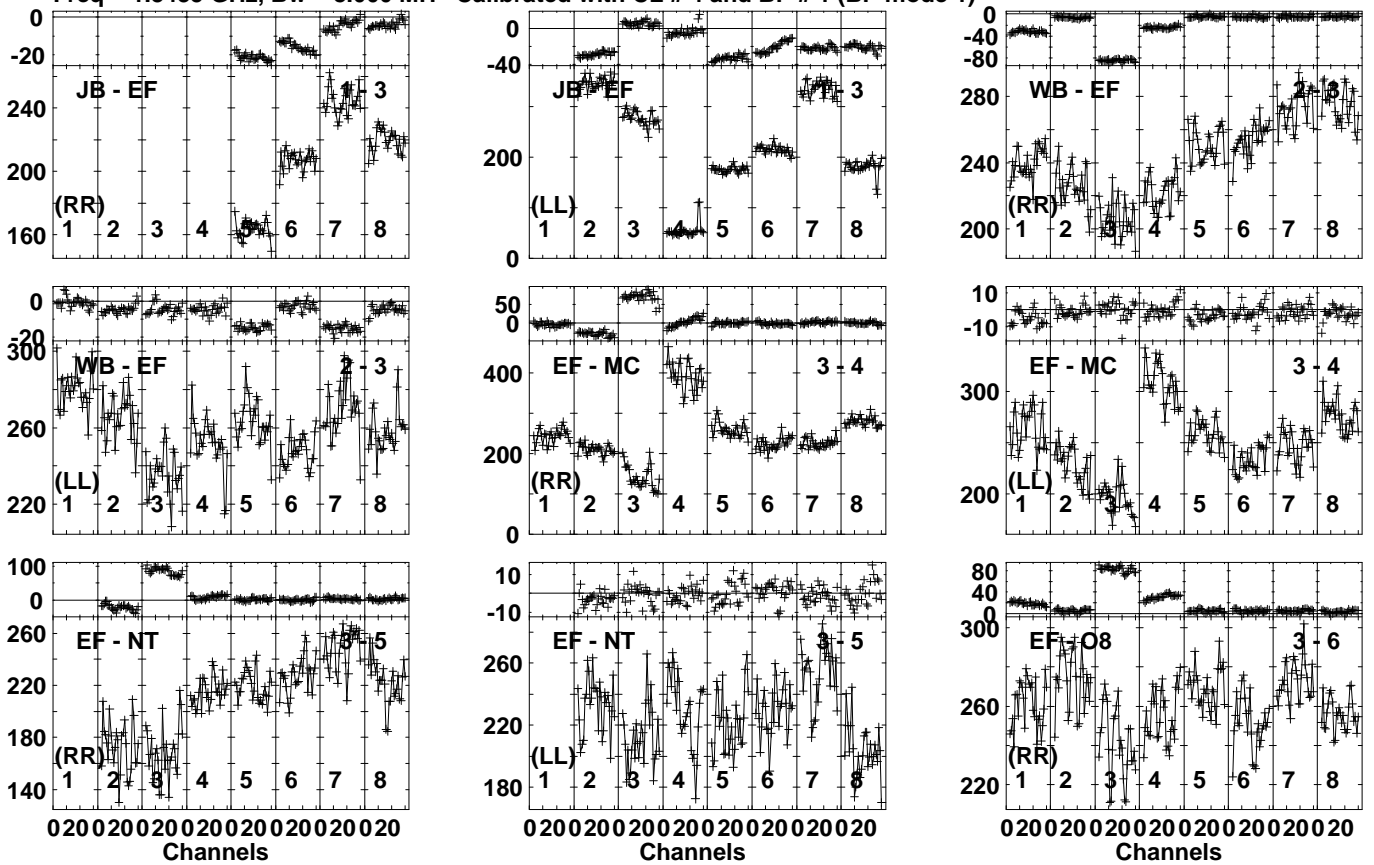
Lower frame: Ampl Jy Top frame: Phas deg
Vector averaged cross-power spectrum Several baselines displayed
Timerange: 00/04:00:01 to 00/04:04:59

Plot file version 3 created 30-AUG-2023 08:35:36
 4C39.25 GM081D 1.UVDATA.1
 Freq = 1.3435 GHz, Bw = 8.000 MH Calibrated with CL # 4 and BP # 1 (BP mode 1)



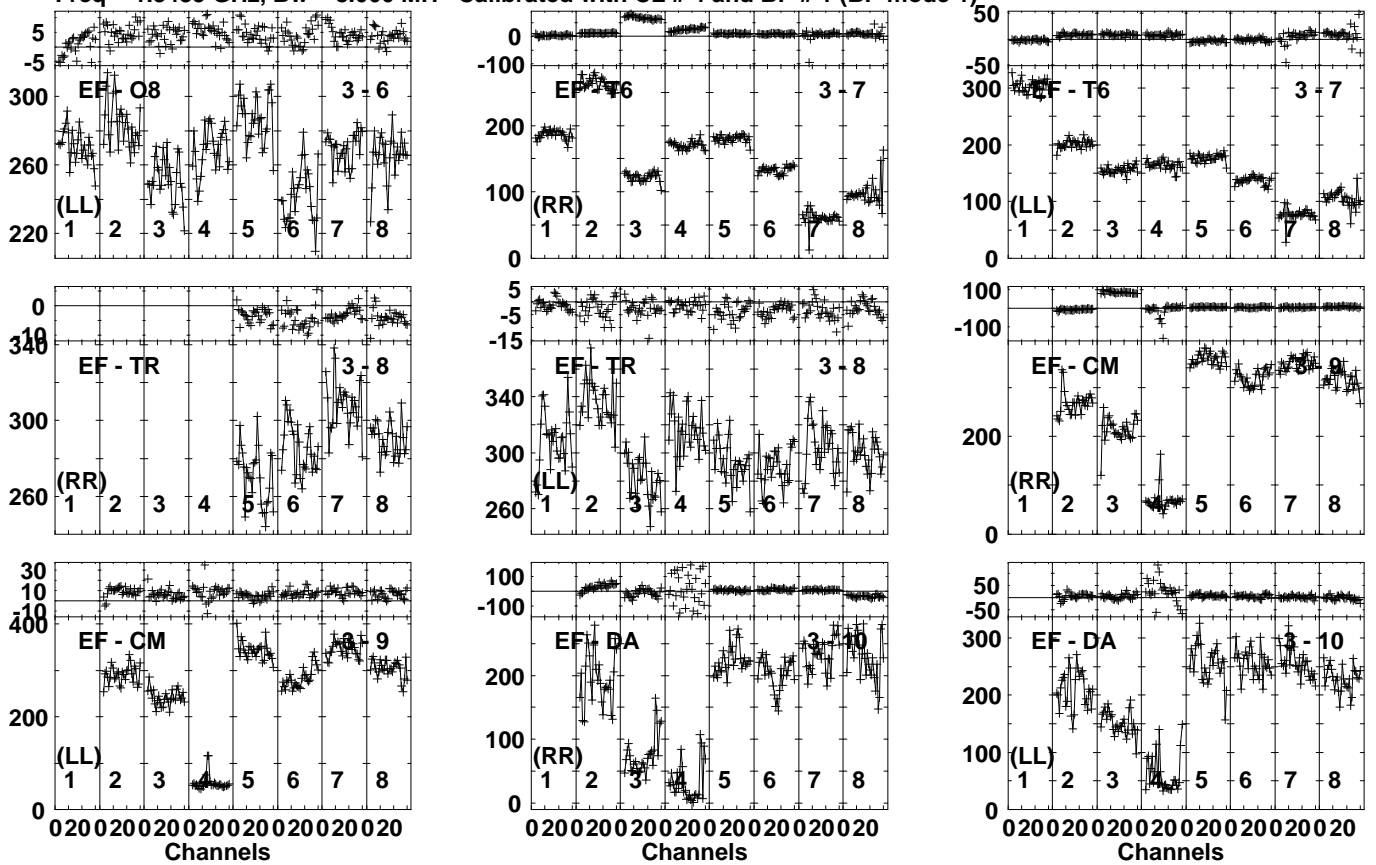
Lower frame: Ampl Jy Top frame: Phas deg
 Vector averaged cross-power spectrum Several baselines displayed
 Timerange: 00/04:00:01 to 00/04:04:59

Plot file version 4 created 30-AUG-2023 08:35:39
 J1103+1158 GM081D 1.UVDATA.1
 Freq = 1.3435 GHz, Bw = 8.000 MH Calibrated with CL # 4 and BP # 1 (BP mode 1)



Lower frame: Milli Ampl Jy Top frame: Phas deg
 Vector averaged cross-power spectrum Several baselines displayed
 Timerange: 00/04:06:01 to 00/04:09:59

Plot file version 5 created 30-AUG-2023 08:35:40
 J1103+1158 GM081D 1.UVDATA.1
 Freq = 1.3435 GHz, Bw = 8.000 MH Calibrated with CL # 4 and BP # 1 (BP mode 1)

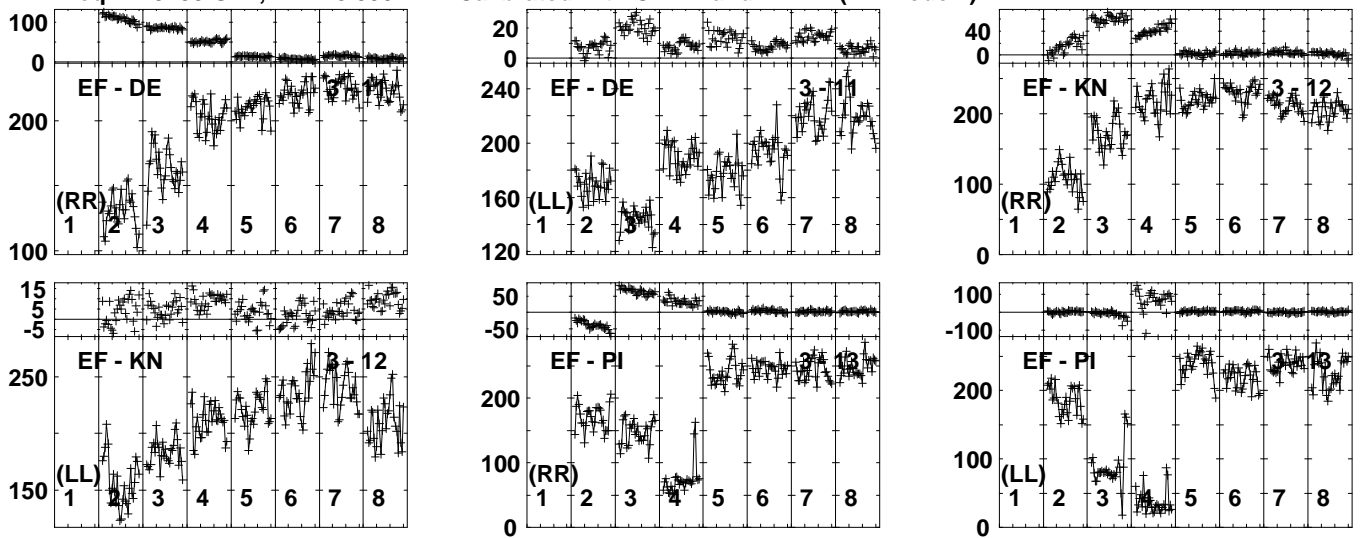


Lower frame: Milli Ampl Jy Top frame: Phas deg
 Vector averaged cross-power spectrum Several baselines displayed
 Timerange: 00/04:06:01 to 00/04:09:59

Plot file version 6 created 30-AUG-2023 08:35:40

J1103+1158 GM081D 1.UVDATA.1

Freq = 1.3435 GHz, Bw = 8.000 MH Calibrated with CL # 4 and BP # 1 (BP mode 1)

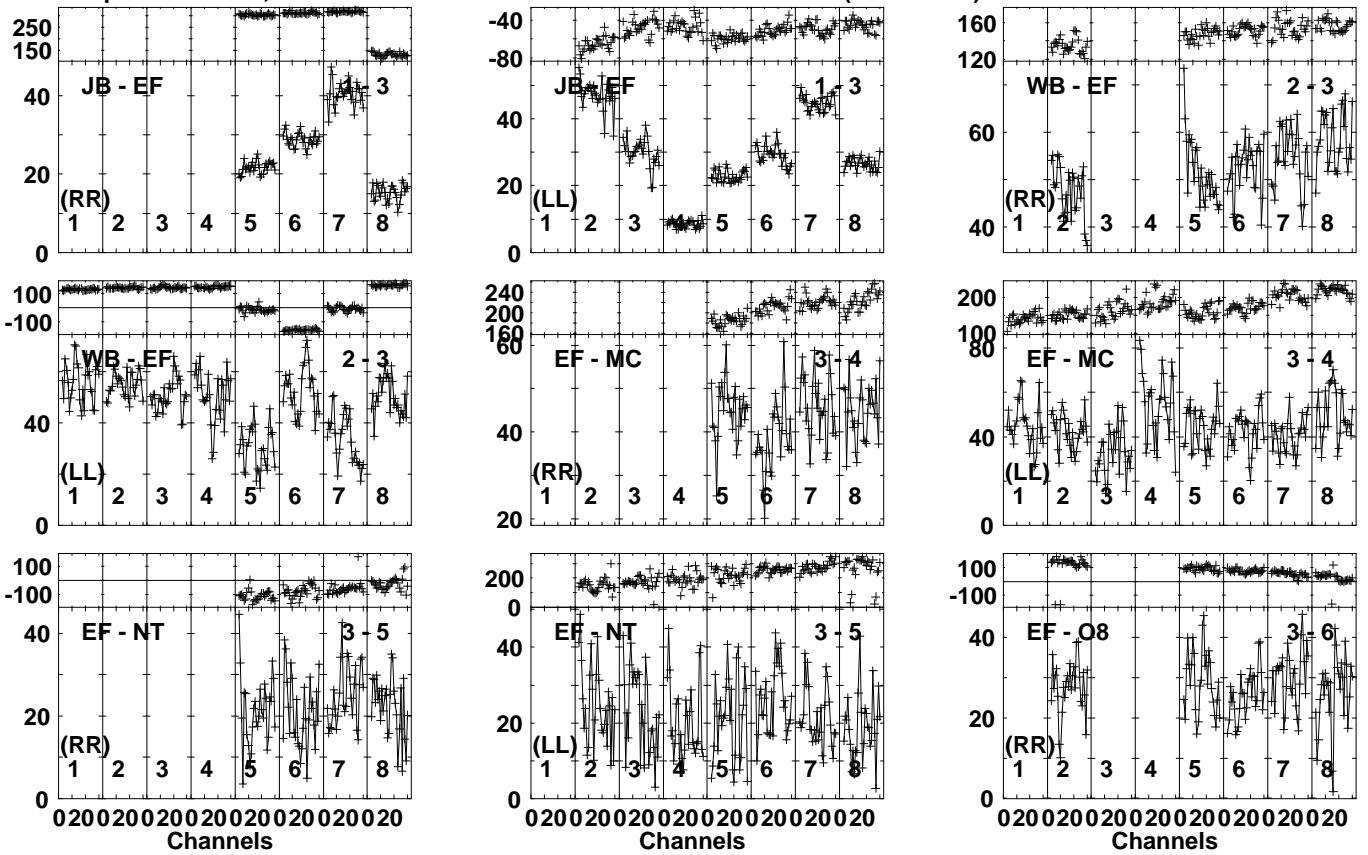


Lower frame: Milli Ampl Jy Top frame: Phas deg
Vector averaged cross-power spectrum Several baselines displayed
Timerange: 00/04:06:01 to 00/04:09:59

Plot file version 7 created 30-AUG-2023 08:35:45

J1100+1002 GM081D 1.UVDATA.1

Freq = 1.3435 GHz, Bw = 8.000 MH Calibrated with CL # 4 and BP # 1 (BP mode 1)

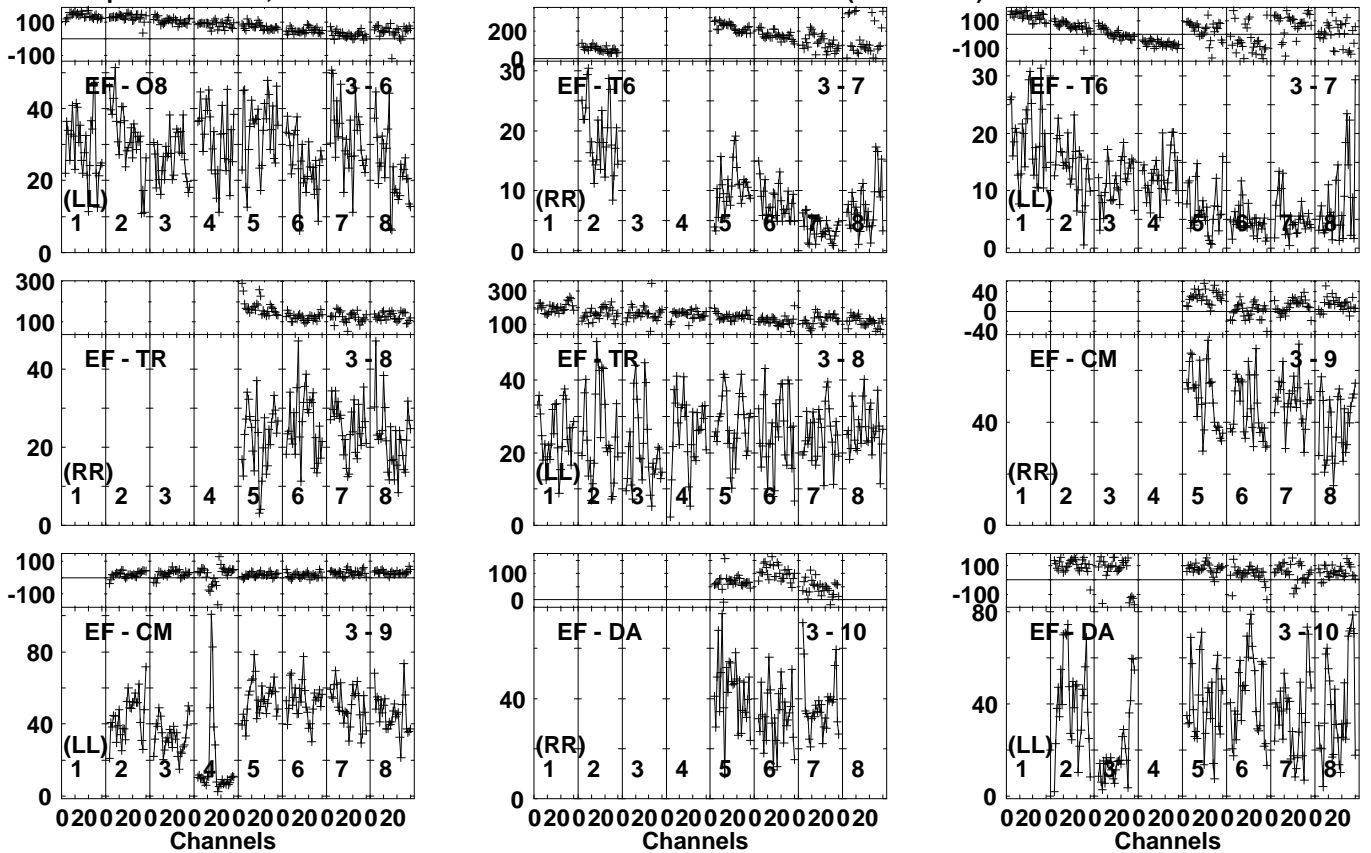


Lower frame: Milli Ampl Jy Top frame: Phas deg
Vector averaged cross-power spectrum Several baselines displayed
Timerange: 00/04:10:01 to 00/04:14:59

Plot file version 8 created 30-AUG-2023 08:35:45

J1100+1002 GM081D 1.UVDATA.1

Freq = 1.3435 GHz, Bw = 8.000 MH Calibrated with CL # 4 and BP # 1 (BP mode 1)

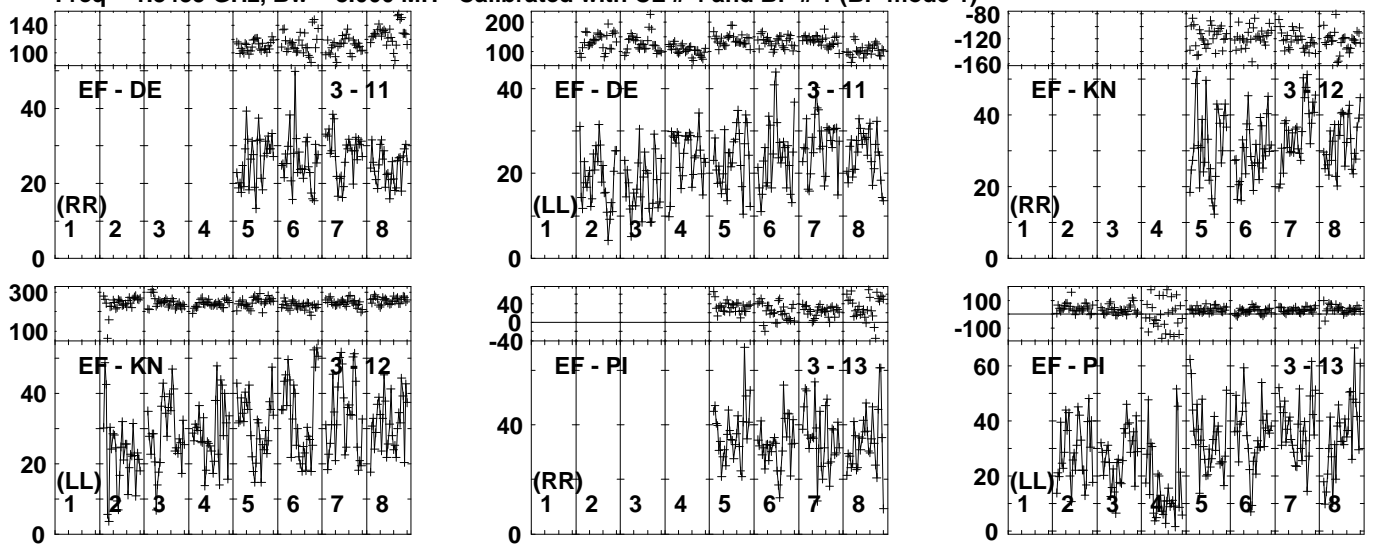


Lower frame: Milli Ampl Jy Top frame: Phas deg
Vector averaged cross-power spectrum Several baselines displayed
Timerange: 00/04:10:01 to 00/04:14:59

Plot file version 9 created 30-AUG-2023 08:35:46

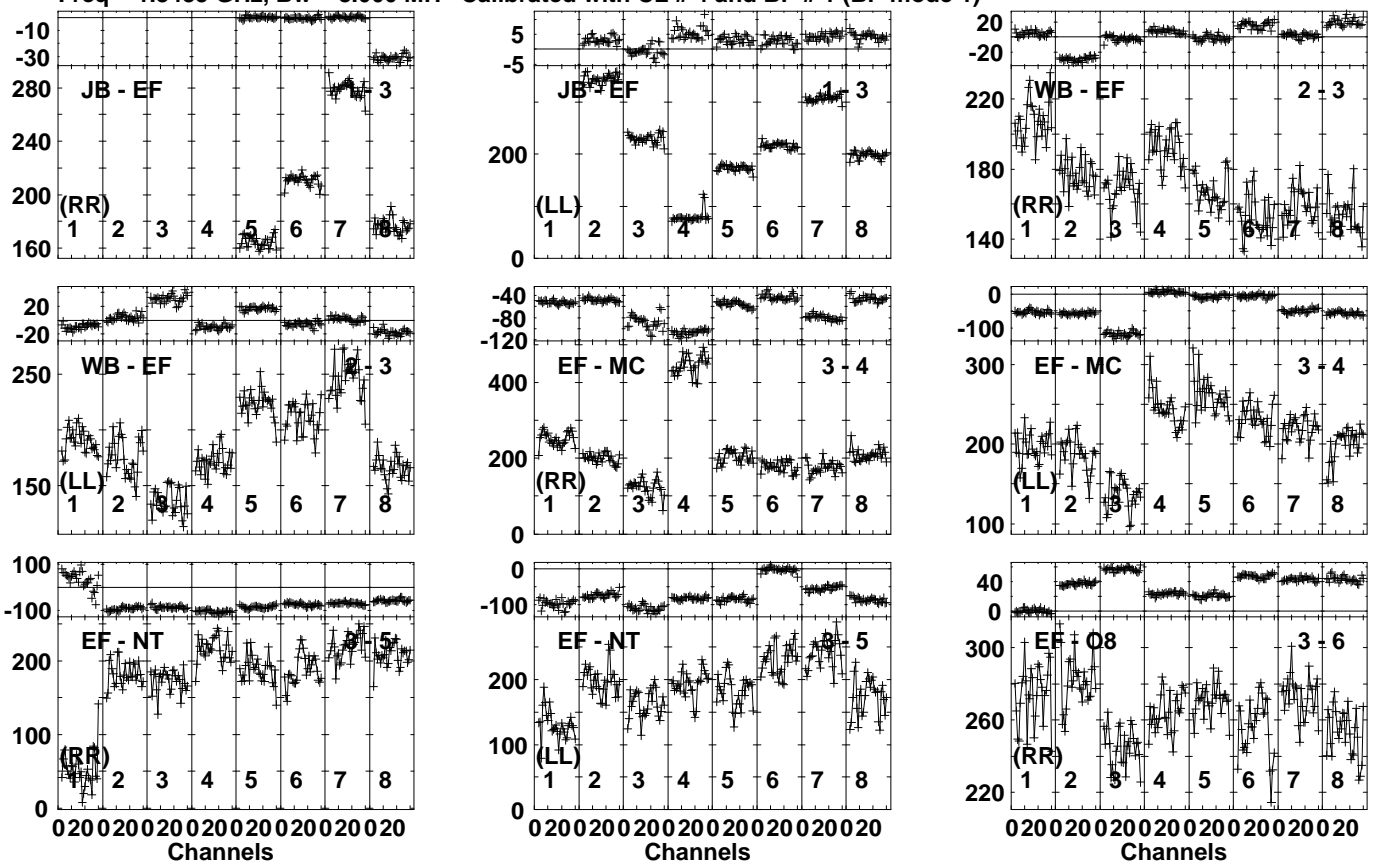
J1100+1002 GM081D 1.UVDATA.1

Freq = 1.3435 GHz, Bw = 8.000 MH Calibrated with CL # 4 and BP # 1 (BP mode 1)



Lower frame: Milli Ampl Jy Top frame: Phas deg
Vector averaged cross-power spectrum Several baselines displayed
Timerange: 00/04:10:01 to 00/04:14:59

Plot file version 10 created 30-AUG-2023 08:35:49
 J1103+1158 GM081D 1.UVDATA.1
 Freq = 1.3435 GHz, Bw = 8.000 MH Calibrated with CL # 4 and BP # 1 (BP mode 1)

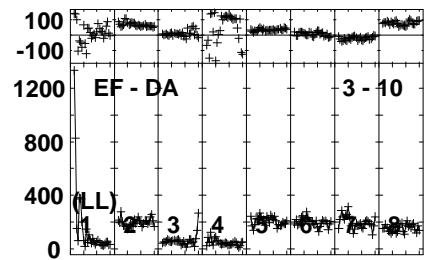
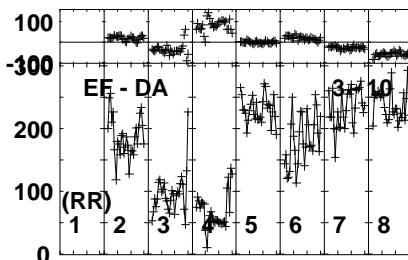
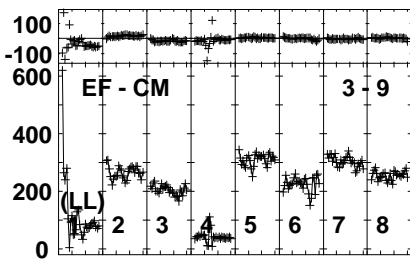
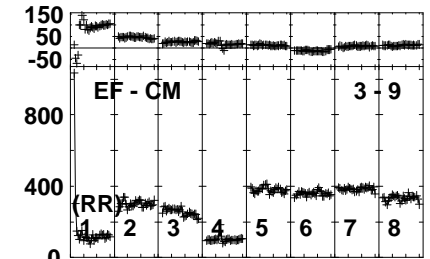
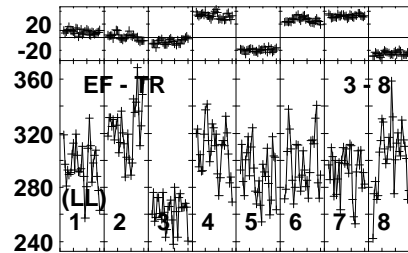
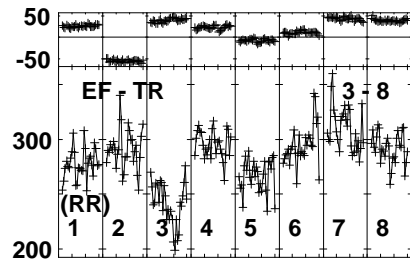
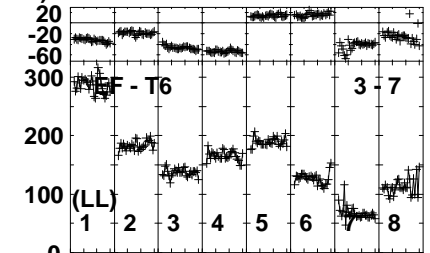
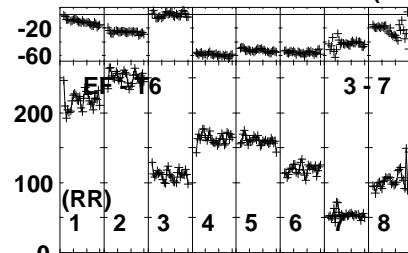
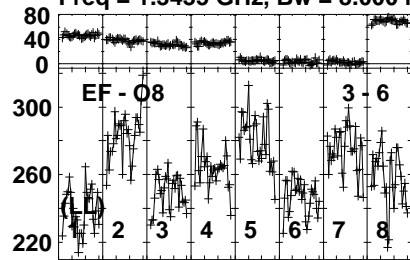


Lower frame: Milli Ampl Jy Top frame: Phas deg
 Vector averaged cross-power spectrum Several baselines displayed
 Timerange: 00/04:15:01 to 00/04:16:59

Plot file version 11 created 30-AUG-2023 08:35:50

J1103+1158 GM081D 1.UVDATA.1

Freq = 1.3435 GHz, Bw = 8.000 MH Calibrated with CL # 4 and BP # 1 (BP mode 1)

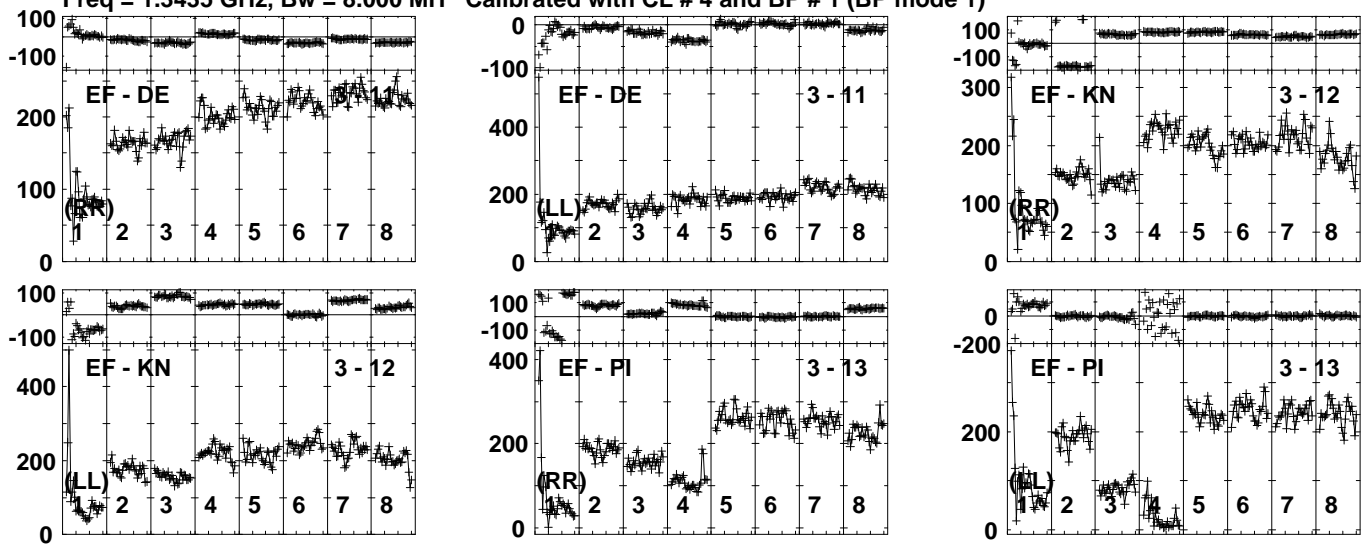


Lower frame: Milli Ampl Jy Top frame: Phas deg
Vector averaged cross-power spectrum Several baselines displayed
Timerange: 00/04:15:01 to 00/04:16:59

Plot file version 12 created 30-AUG-2023 08:35:50

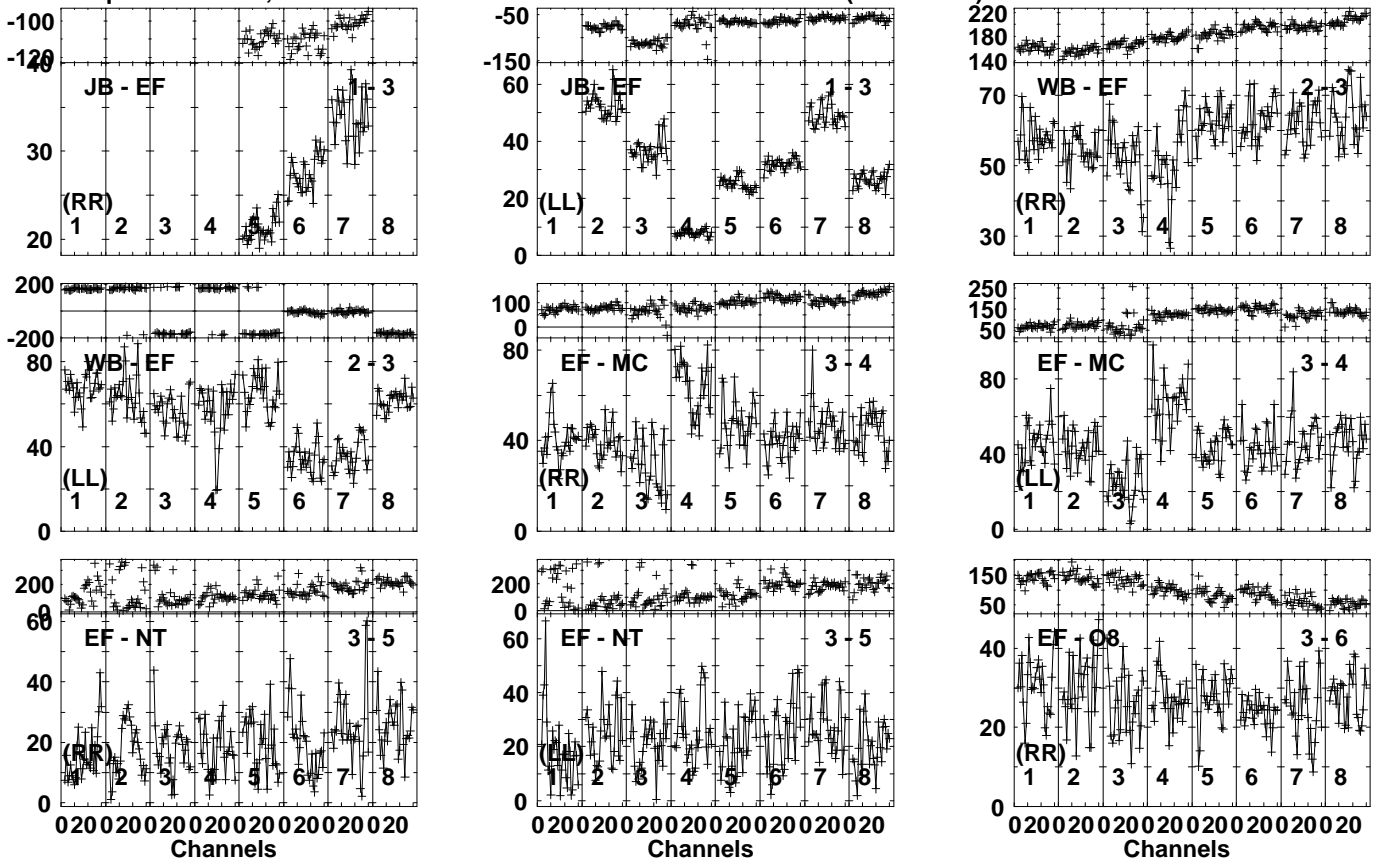
J1103+1158 GM081D 1.UVDATA.1

Freq = 1.3435 GHz, Bw = 8.000 MH Calibrated with CL # 4 and BP # 1 (BP mode 1)



Lower frame: Milli Ampl Jy Top frame: Phas deg
Vector averaged cross-power spectrum Several baselines displayed
Timerange: 00/04:15:01 to 00/04:16:59

Plot file version 13 created 30-AUG-2023 08:35:54
 J1100+1002 GM081D 1.UVDATA.1
 Freq = 1.3435 GHz, Bw = 8.000 MH Calibrated with CL # 4 and BP # 1 (BP mode 1)

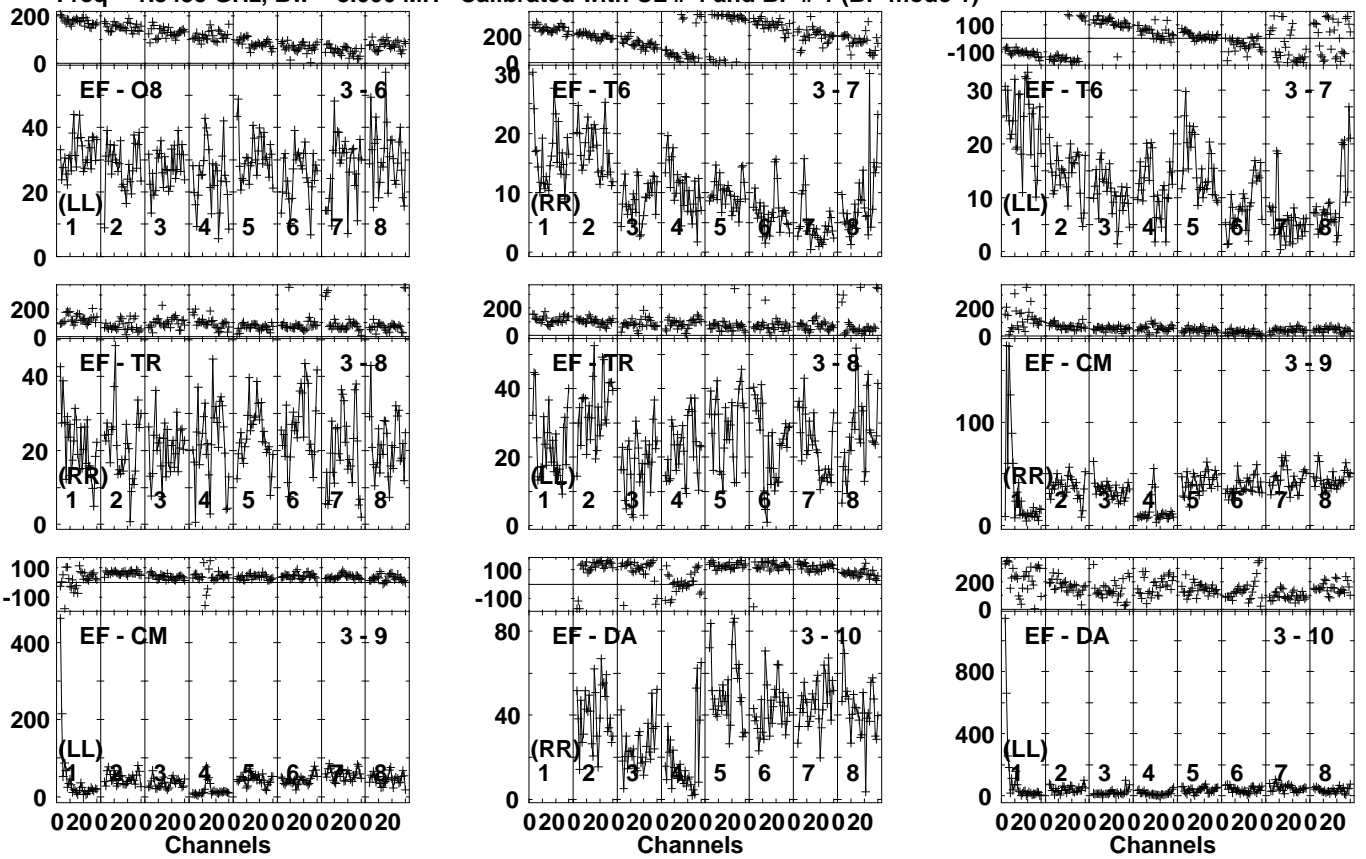


Lower frame: Milli Ampl Jy Top frame: Phas deg
 Vector averaged cross-power spectrum Several baselines displayed
 Timerange: 00/04:17:01 to 00/04:21:59

Plot file version 14 created 30-AUG-2023 08:35:56

J1100+1002 GM081D 1.UVDATA.1

Freq = 1.3435 GHz, Bw = 8.000 MH Calibrated with CL # 4 and BP # 1 (BP mode 1)

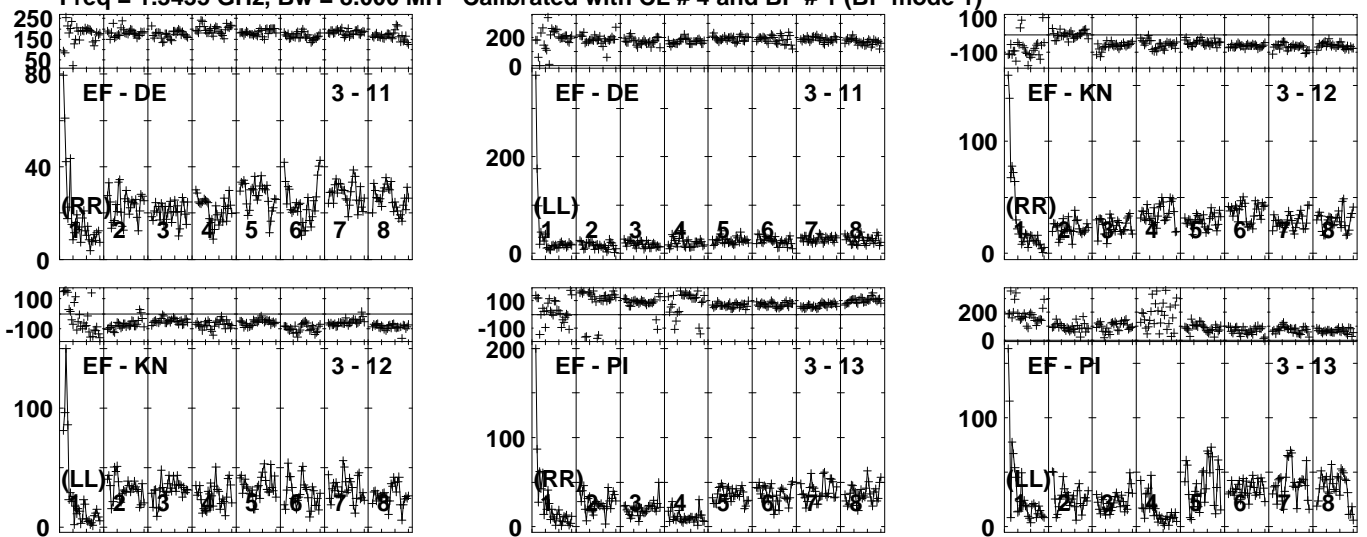


Lower frame: Milli Ampl Jy Top frame: Phas deg
Vector averaged cross-power spectrum Several baselines displayed
Timerange: 00/04:17:01 to 00/04:21:59

Plot file version 15 created 30-AUG-2023 08:35:56

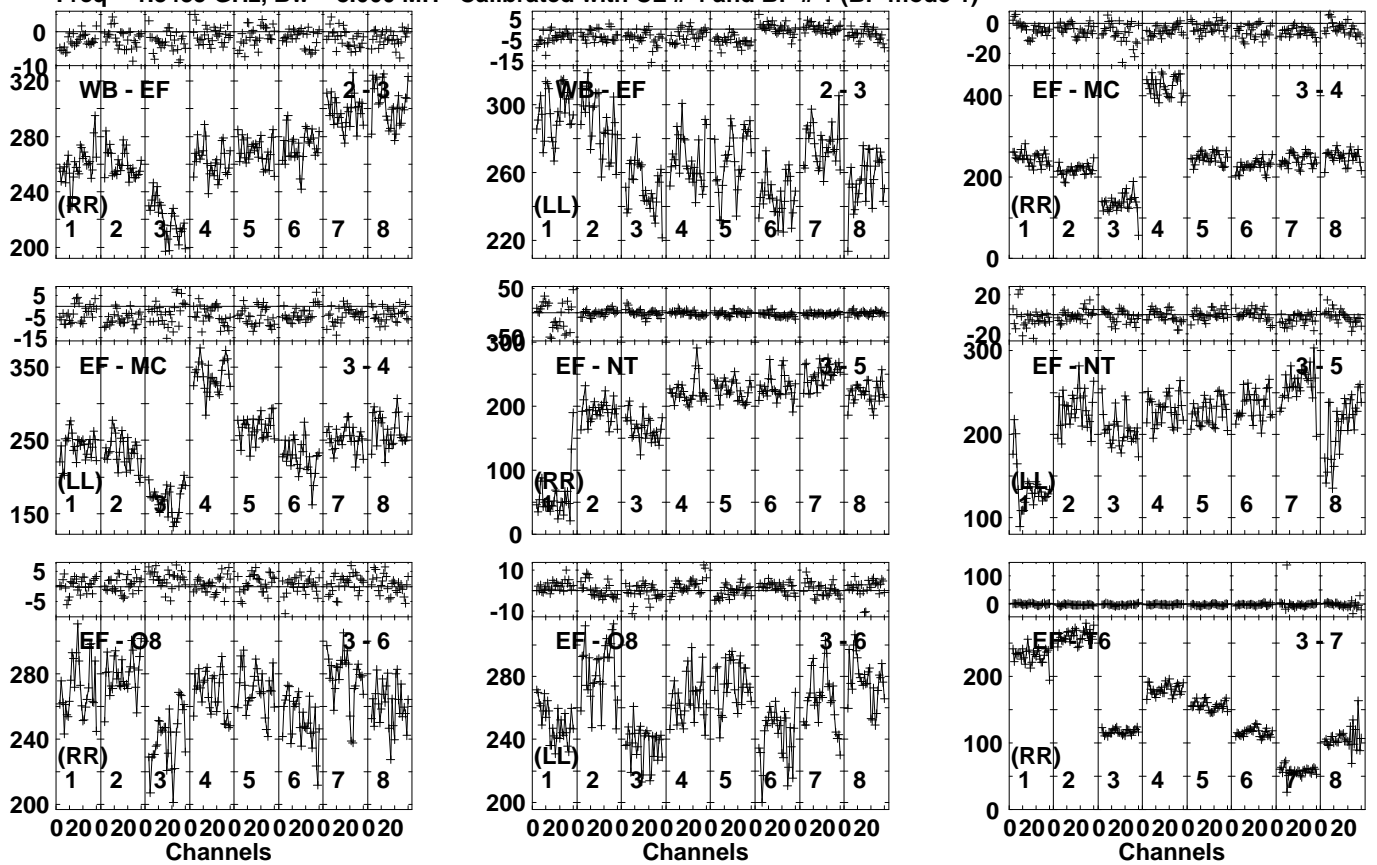
J1100+1002 GM081D 1.UVDATA.1

Freq = 1.3435 GHz, Bw = 8.000 MH Calibrated with CL # 4 and BP # 1 (BP mode 1)



Lower frame: Milli Ampl Jy Top frame: Phas deg
Vector averaged cross-power spectrum Several baselines displayed
Timerange: 00/04:17:01 to 00/04:21:59

Plot file version 16 created 30-AUG-2023 08:36:00
 J1103+1158 GM081D 1.UVDATA.1
 Freq = 1.3435 GHz, Bw = 8.000 MH Calibrated with CL # 4 and BP # 1 (BP mode 1)

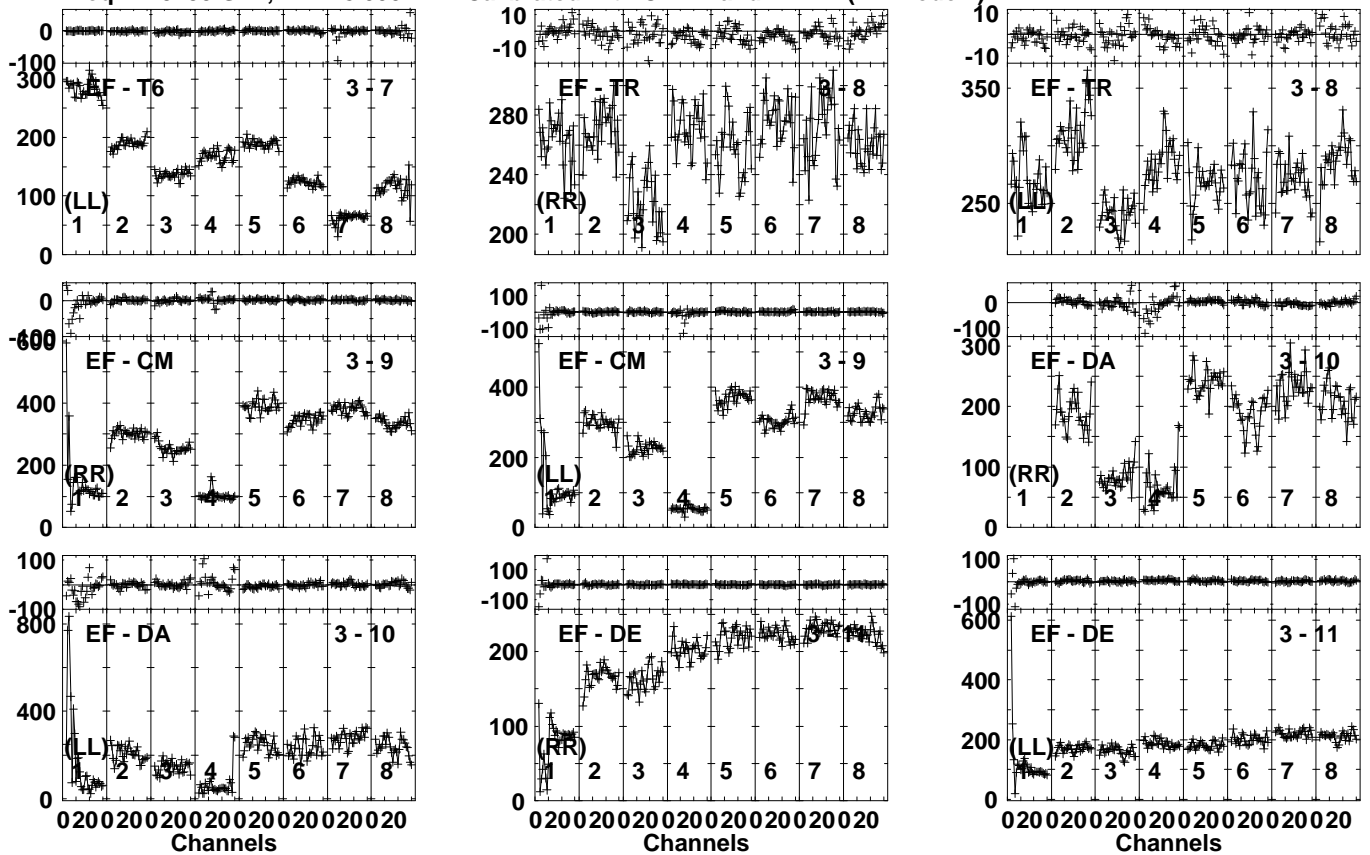


Lower frame: Milli Ampl Jy Top frame: Phas deg
 Vector averaged cross-power spectrum Several baselines displayed
 Timerange: 00/04:22:31 to 00/04:23:59

Plot file version 17 created 30-AUG-2023 08:36:01

J1103+1158 GM081D 1.UVDATA.1

Freq = 1.3435 GHz, Bw = 8.000 MH Calibrated with CL # 4 and BP # 1 (BP mode 1)

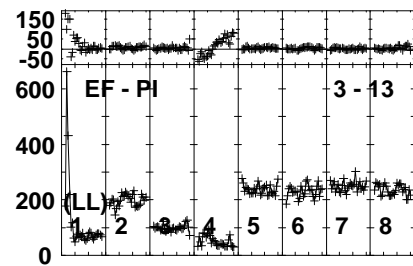
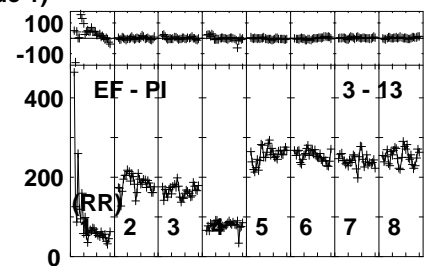
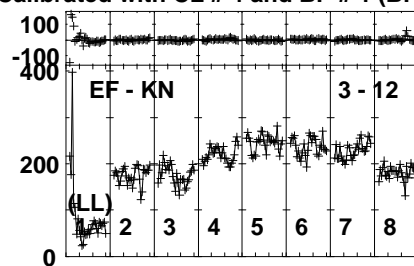
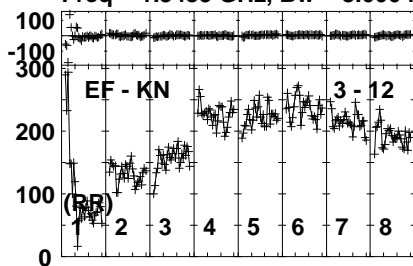


Lower frame: Milli Ampl Jy Top frame: Phas deg
Vector averaged cross-power spectrum Several baselines displayed
Timerange: 00/04:22:31 to 00/04:23:59

Plot file version 18 created 30-AUG-2023 08:36:01

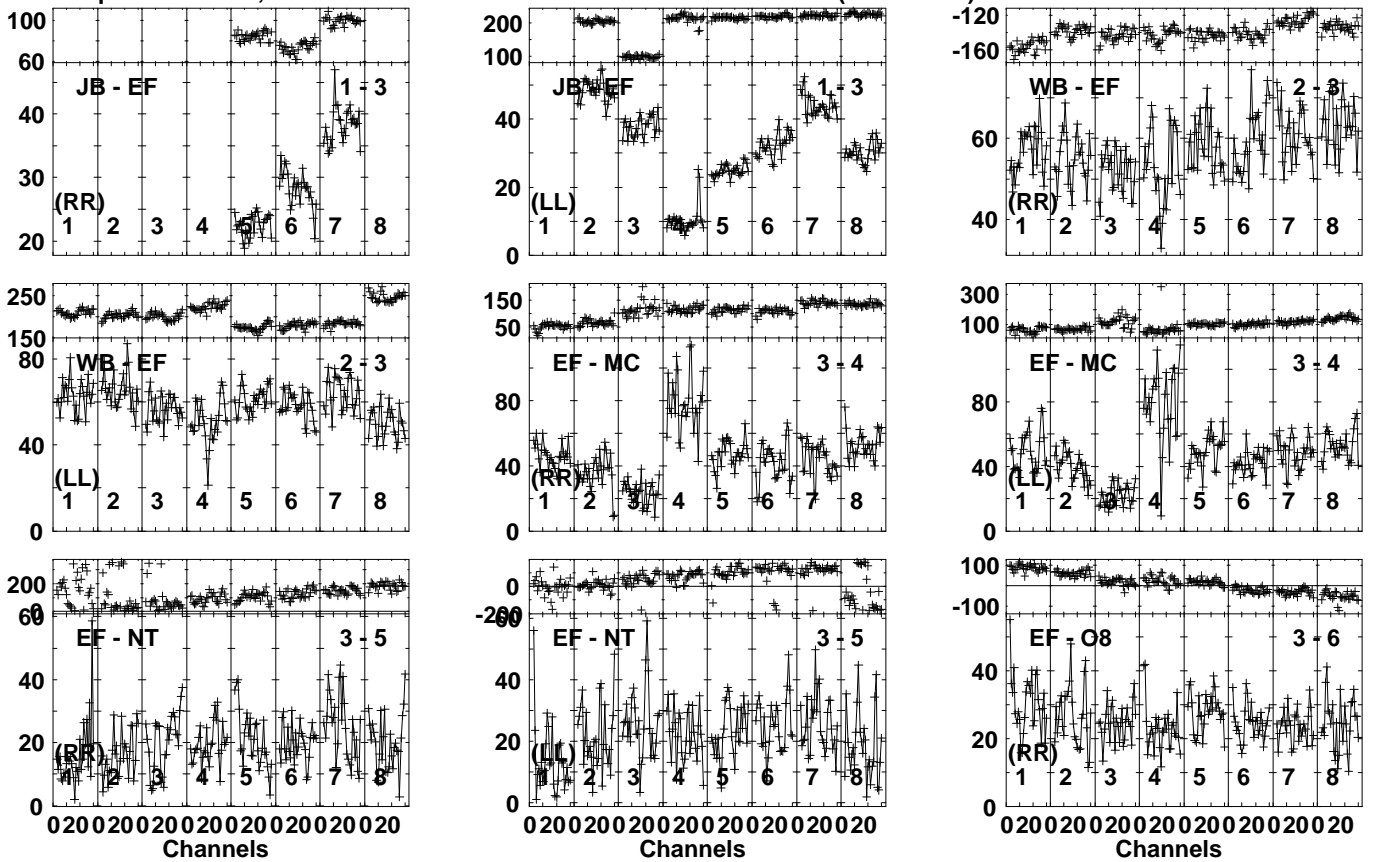
J1103+1158 GM081D 1.UVDATA.1

Freq = 1.3435 GHz, Bw = 8.000 MH Calibrated with CL # 4 and BP # 1 (BP mode 1)



Lower frame: Milli Ampl Jy Top frame: Phas deg
Vector averaged cross-power spectrum Several baselines displayed
Timerange: 00/04:22:31 to 00/04:23:59

Plot file version 19 created 30-AUG-2023 08:36:04
 J1100+1002 GM081D 1.UVDATA.1
 Freq = 1.3435 GHz, Bw = 8.000 MH Calibrated with CL # 4 and BP # 1 (BP mode 1)

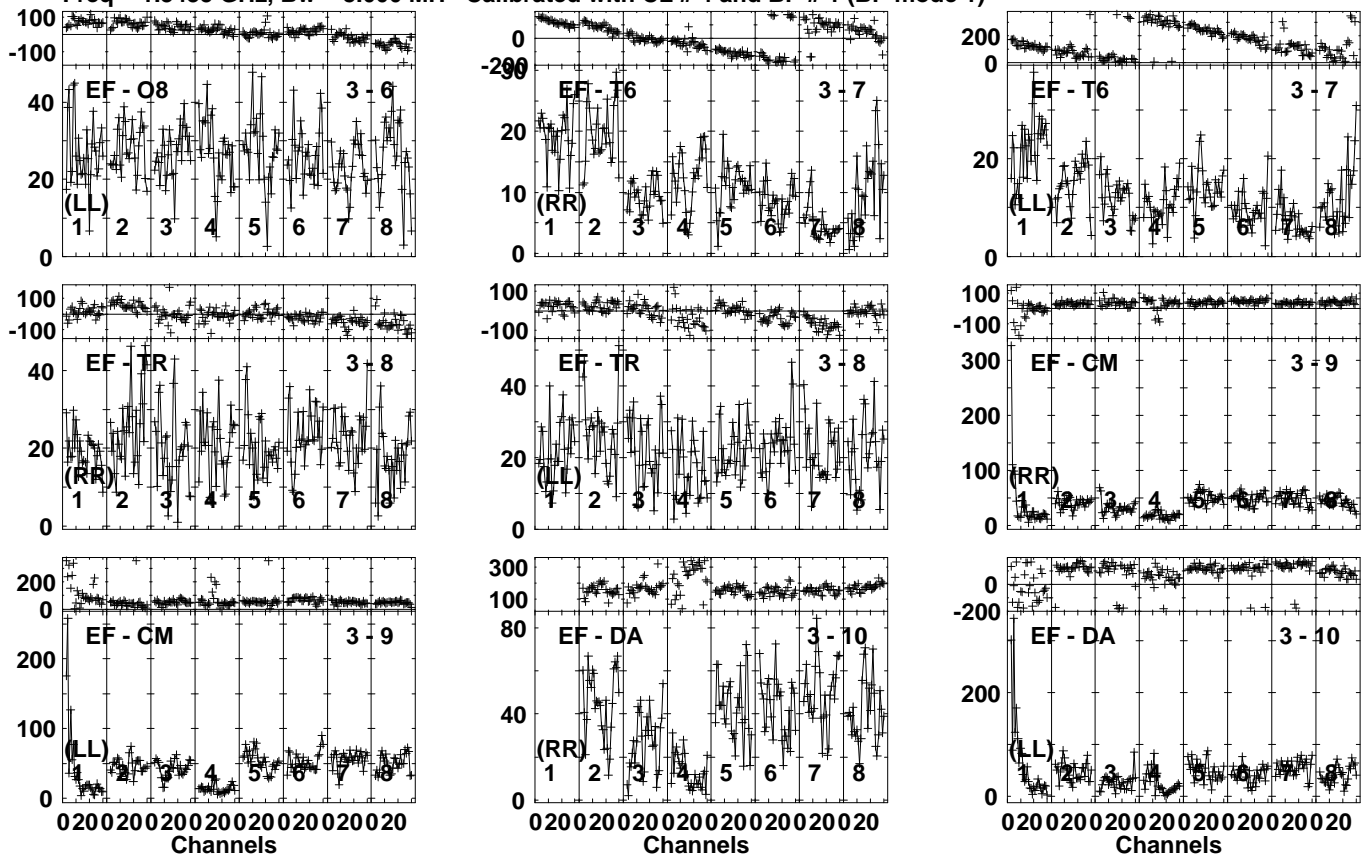


Lower frame: Milli Ampl Jy Top frame: Phas deg
 Vector averaged cross-power spectrum Several baselines displayed
 Timerange: 00/04:24:01 to 00/04:28:59

Plot file version 20 created 30-AUG-2023 08:36:05

J1100+1002 GM081D 1.UVDATA.1

Freq = 1.3435 GHz, Bw = 8.000 MH Calibrated with CL # 4 and BP # 1 (BP mode 1)

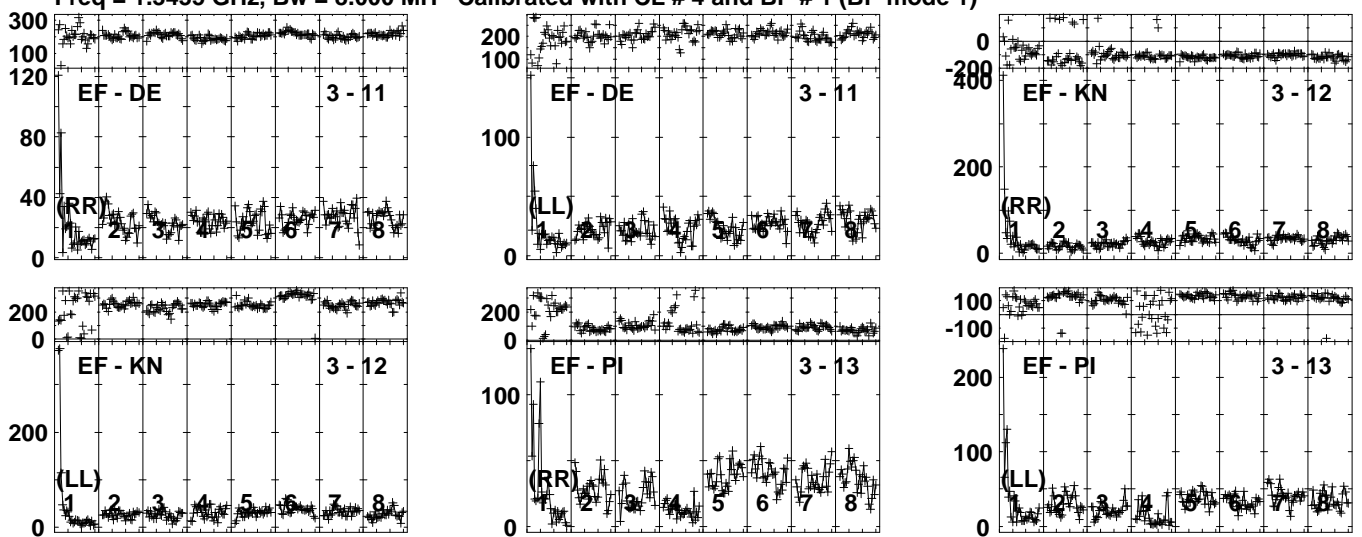


Lower frame: Milli Ampl Jy Top frame: Phas deg
Vector averaged cross-power spectrum Several baselines displayed
Timerange: 00/04:24:01 to 00/04:28:59

Plot file version 21 created 30-AUG-2023 08:36:05

J1100+1002 GM081D 1.UVDATA.1

Freq = 1.3435 GHz, Bw = 8.000 MH Calibrated with CL # 4 and BP # 1 (BP mode 1)

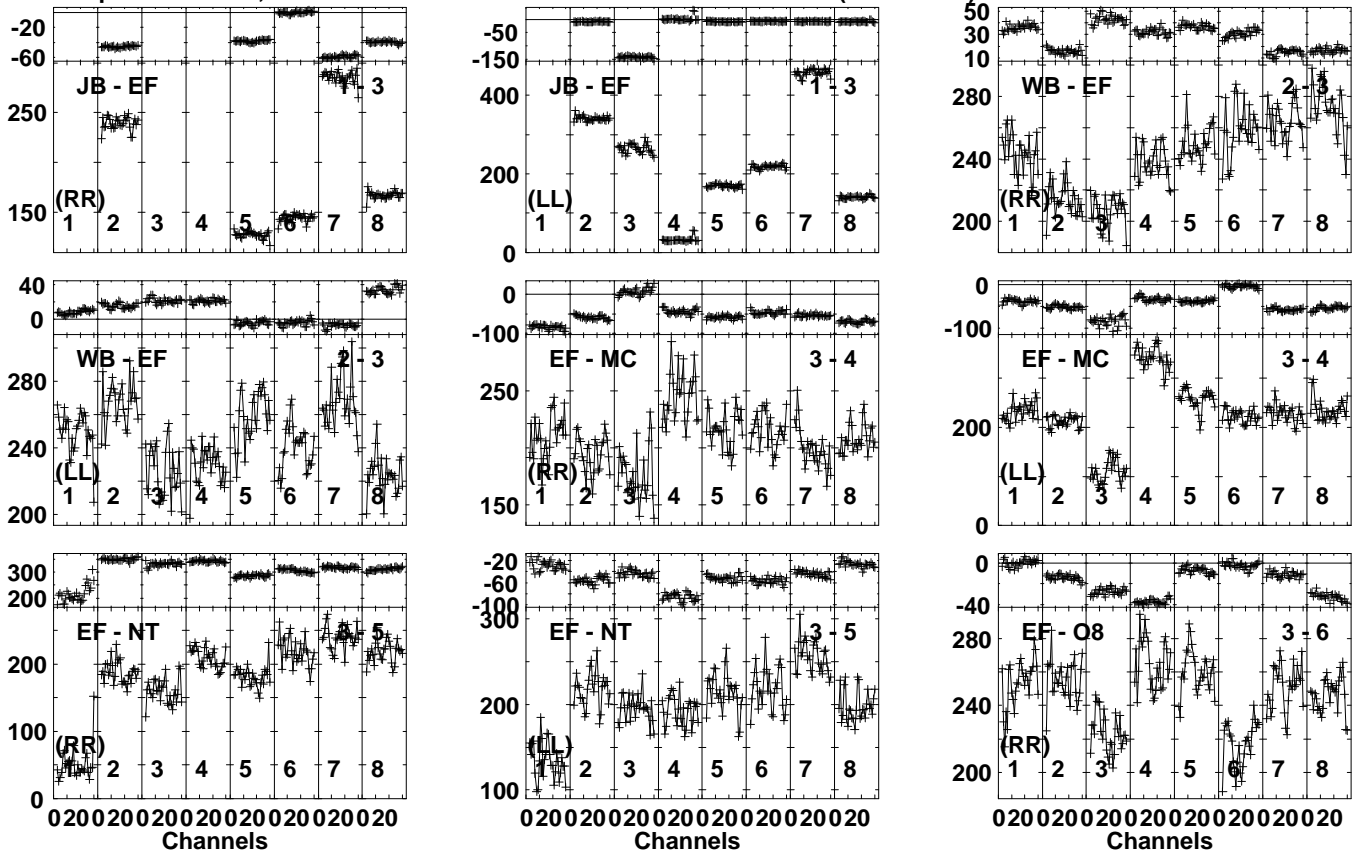


Lower frame: Milli Ampl Jy Top frame: Phas deg
Vector averaged cross-power spectrum Several baselines displayed
Timerange: 00/04:24:01 to 00/04:28:59

Plot file version 22 created 30-AUG-2023 08:36:09

J1103+1158 GM081D 1.UVDATA.1

Freq = 1.3435 GHz, Bw = 8.000 MH Calibrated with CL # 4 and BP # 1 (BP mode 1)

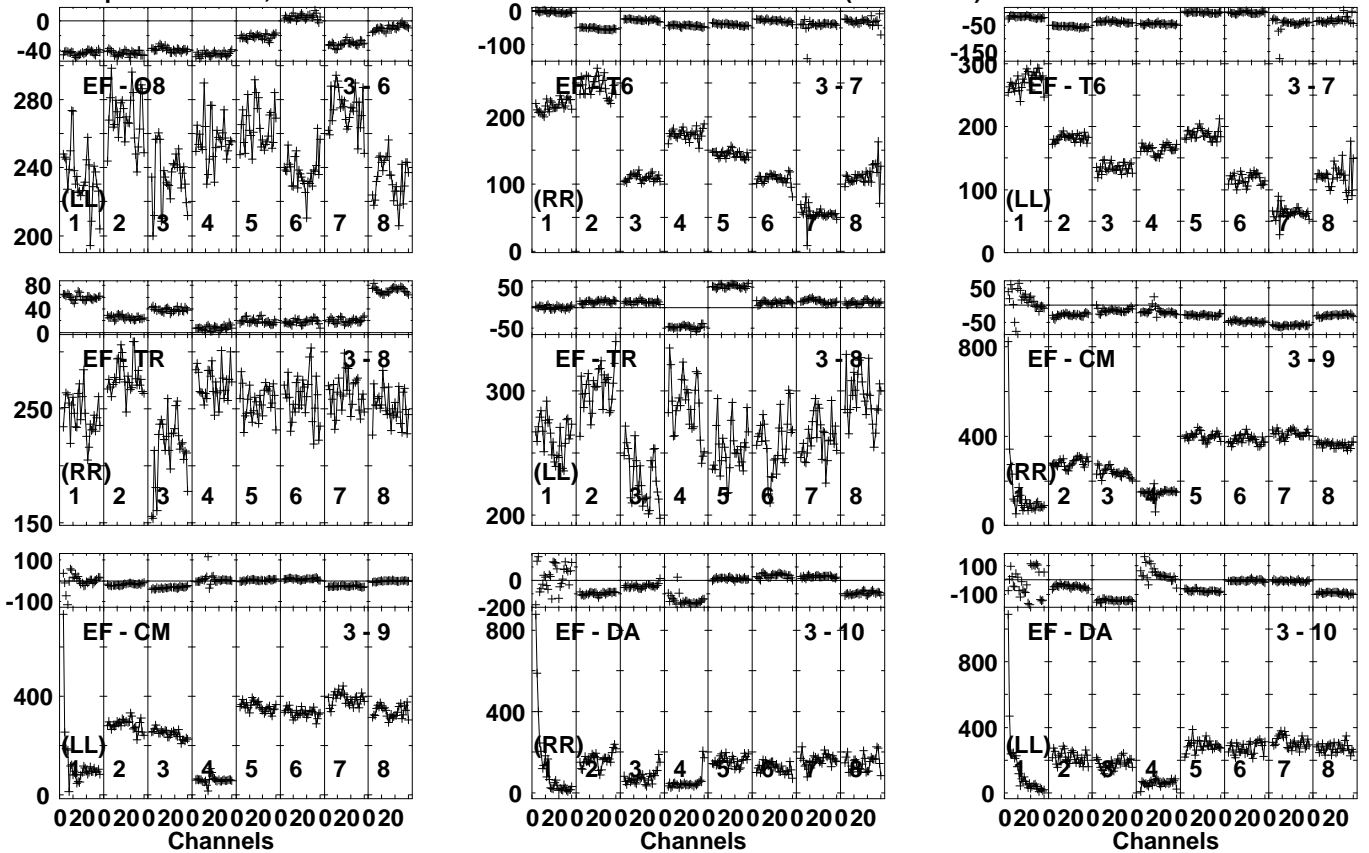


Lower frame: Milli Ampl Jy Top frame: Phas deg
Vector averaged cross-power spectrum Several baselines displayed
Timerange: 00/04:29:01 to 00/04:30:59

Plot file version 23 created 30-AUG-2023 08:36:09

J1103+1158 GM081D 1.UVDATA.1

Freq = 1.3435 GHz, Bw = 8.000 MH Calibrated with CL # 4 and BP # 1 (BP mode 1)

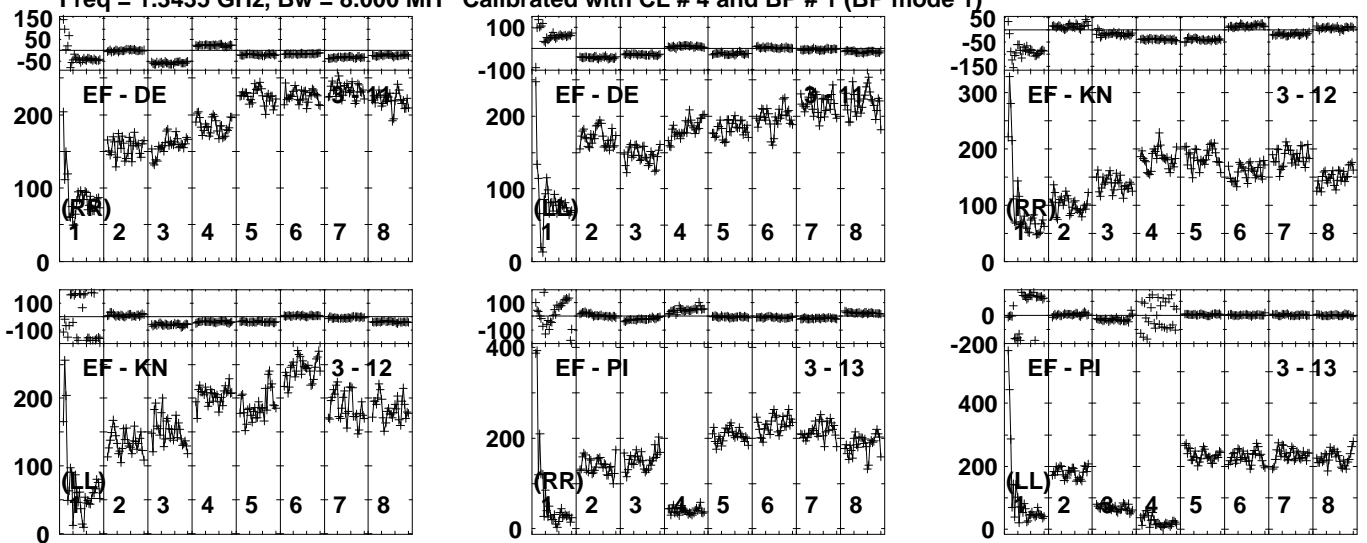


Lower frame: Milli Ampl Jy Top frame: Phas deg
Vector averaged cross-power spectrum Several baselines displayed
Timerange: 00/04:29:01 to 00/04:30:59

Plot file version 24 created 30-AUG-2023 08:36:10

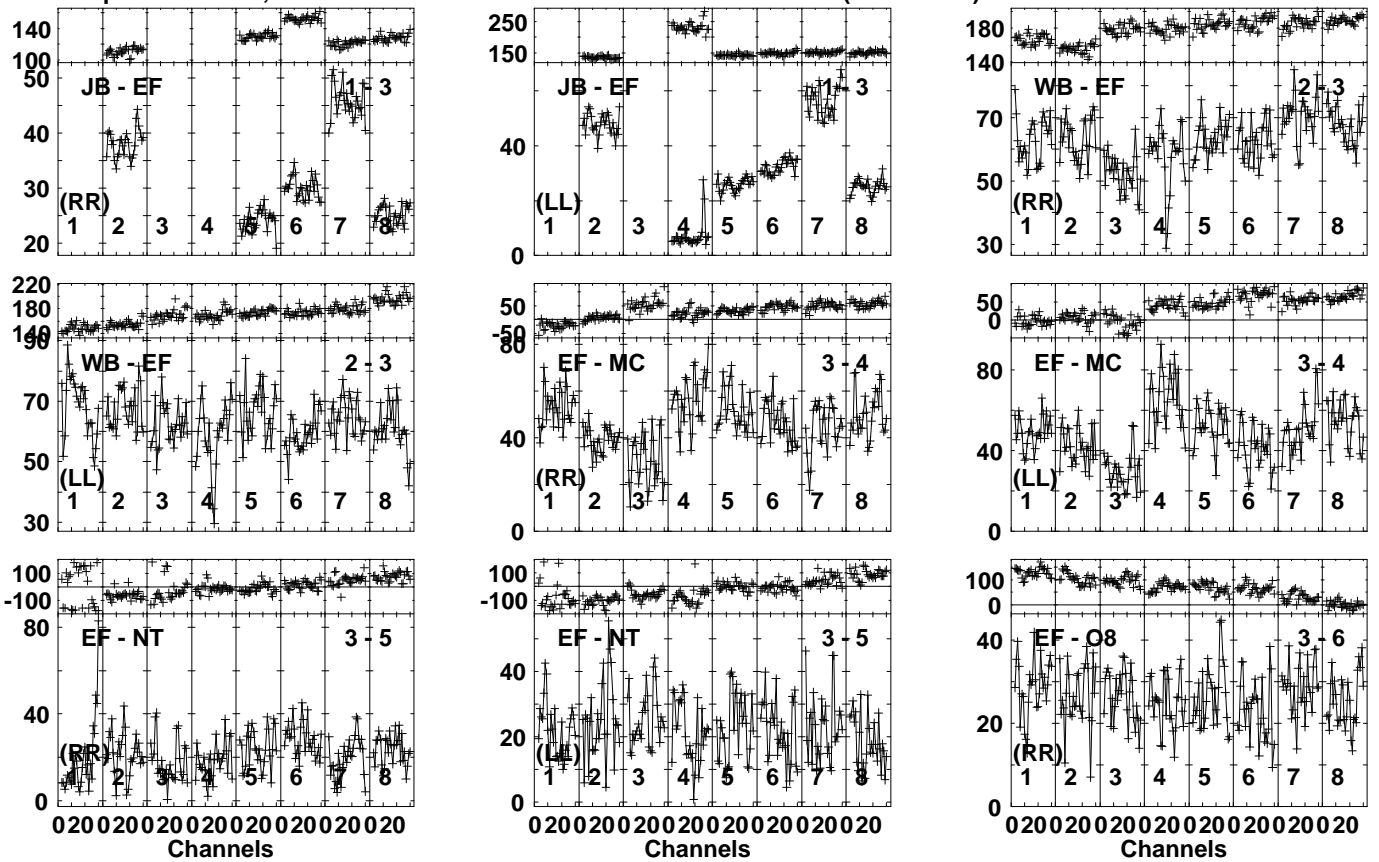
J1103+1158 GM081D 1.UVDATA.1

Freq = 1.3435 GHz, Bw = 8.000 MH Calibrated with CL # 4 and BP # 1 (BP mode 1)



Lower frame: Milli Ampl Jy Top frame: Phas deg
Vector averaged cross-power spectrum Several baselines displayed
Timerange: 00/04:29:01 to 00/04:30:59

Plot file version 25 created 30-AUG-2023 08:36:13
 J1100+1002 GM081D 1.UVDATA.1
 Freq = 1.3435 GHz, Bw = 8.000 MH Calibrated with CL # 4 and BP # 1 (BP mode 1)

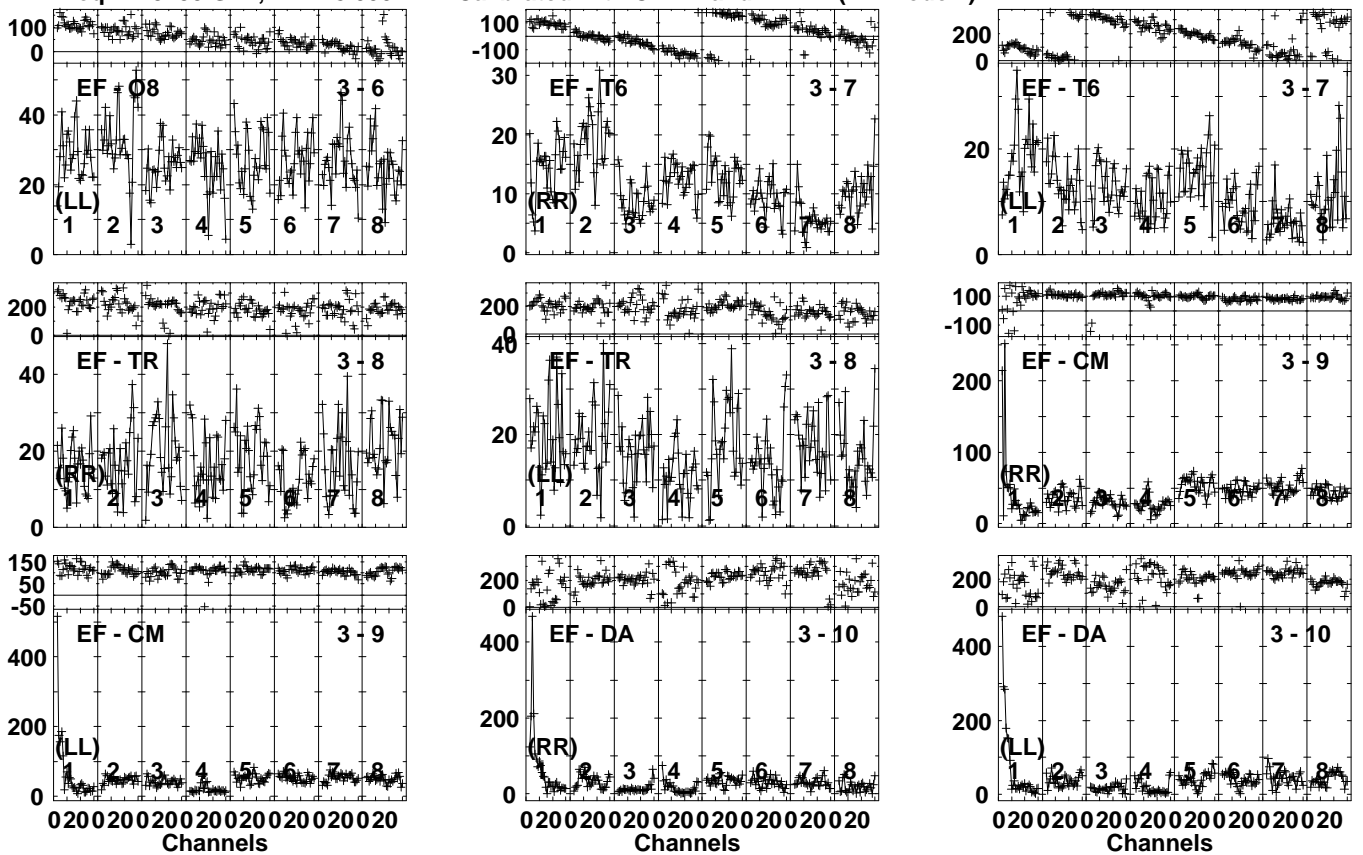


Lower frame: Milli Ampl Jy Top frame: Phas deg
 Vector averaged cross-power spectrum Several baselines displayed
 Timerange: 00/04:31:01 to 00/04:35:59

Plot file version 26 created 30-AUG-2023 08:36:13

J1100+1002 GM081D 1.UVDATA.1

Freq = 1.3435 GHz, Bw = 8.000 MH Calibrated with CL # 4 and BP # 1 (BP mode 1)

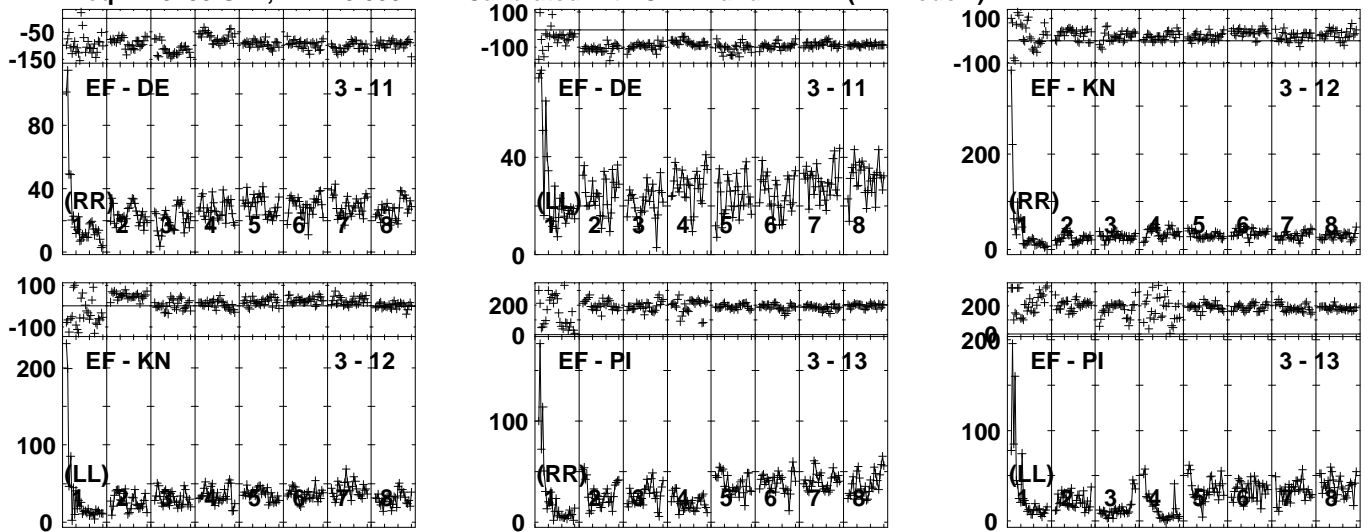


Lower frame: Milli Ampl Jy Top frame: Phas deg
Vector averaged cross-power spectrum Several baselines displayed
Timerange: 00/04:31:01 to 00/04:35:59

Plot file version 27 created 30-AUG-2023 08:36:14

J1100+1002 GM081D 1.UVDATA.1

Freq = 1.3435 GHz, Bw = 8.000 MH Calibrated with CL # 4 and BP # 1 (BP mode 1)



Lower frame: Milli Ampl Jy Top frame: Phas deg

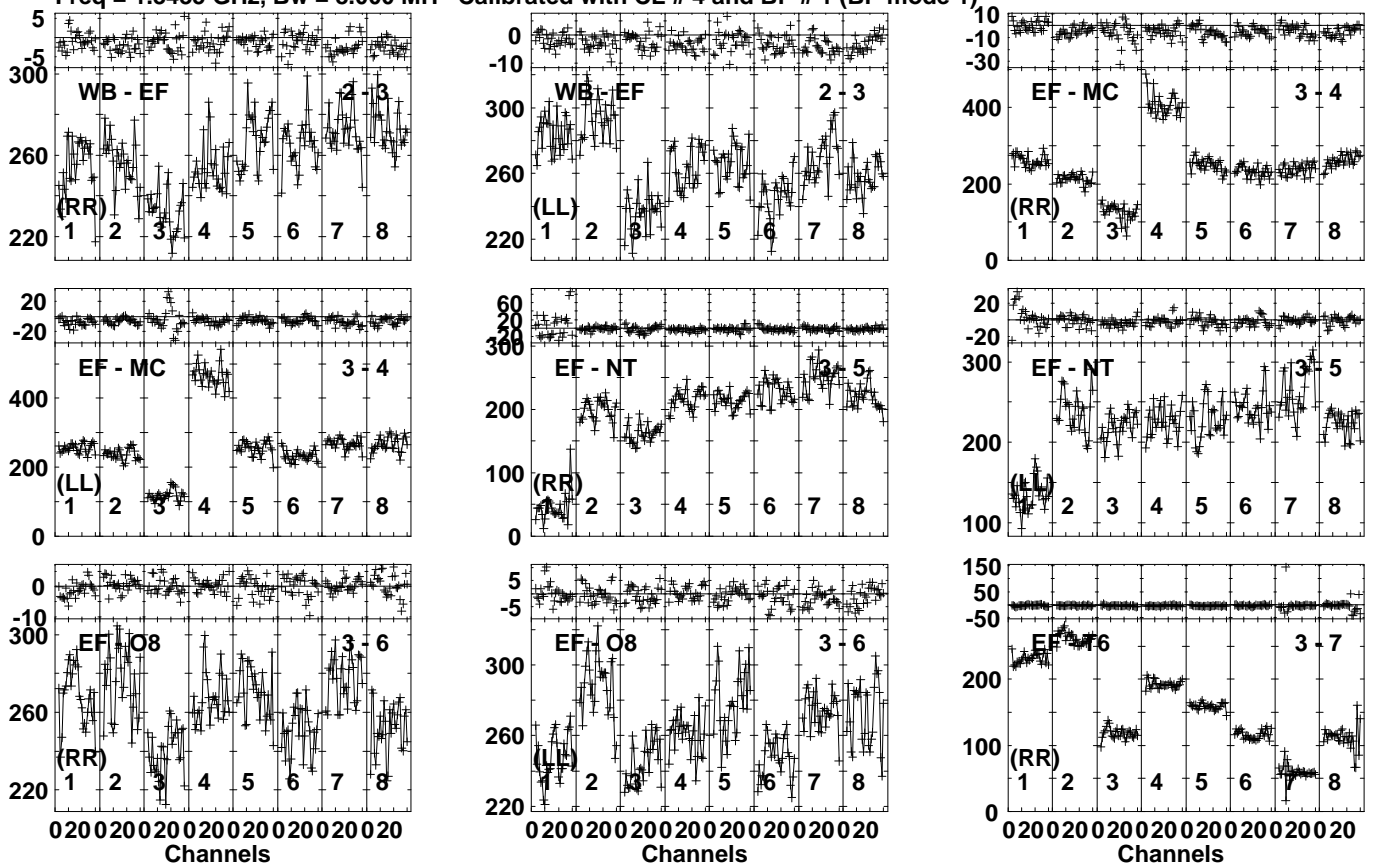
Vector averaged cross-power spectrum Several baselines displayed

Timerange: 00/04:31:01 to 00/04:35:59

Plot file version 28 created 30-AUG-2023 08:36:17

J1103+1158 GM081D 1.UVDATA.1

Freq = 1.3435 GHz, Bw = 8.000 MH Calibrated with CL # 4 and BP # 1 (BP mode 1)

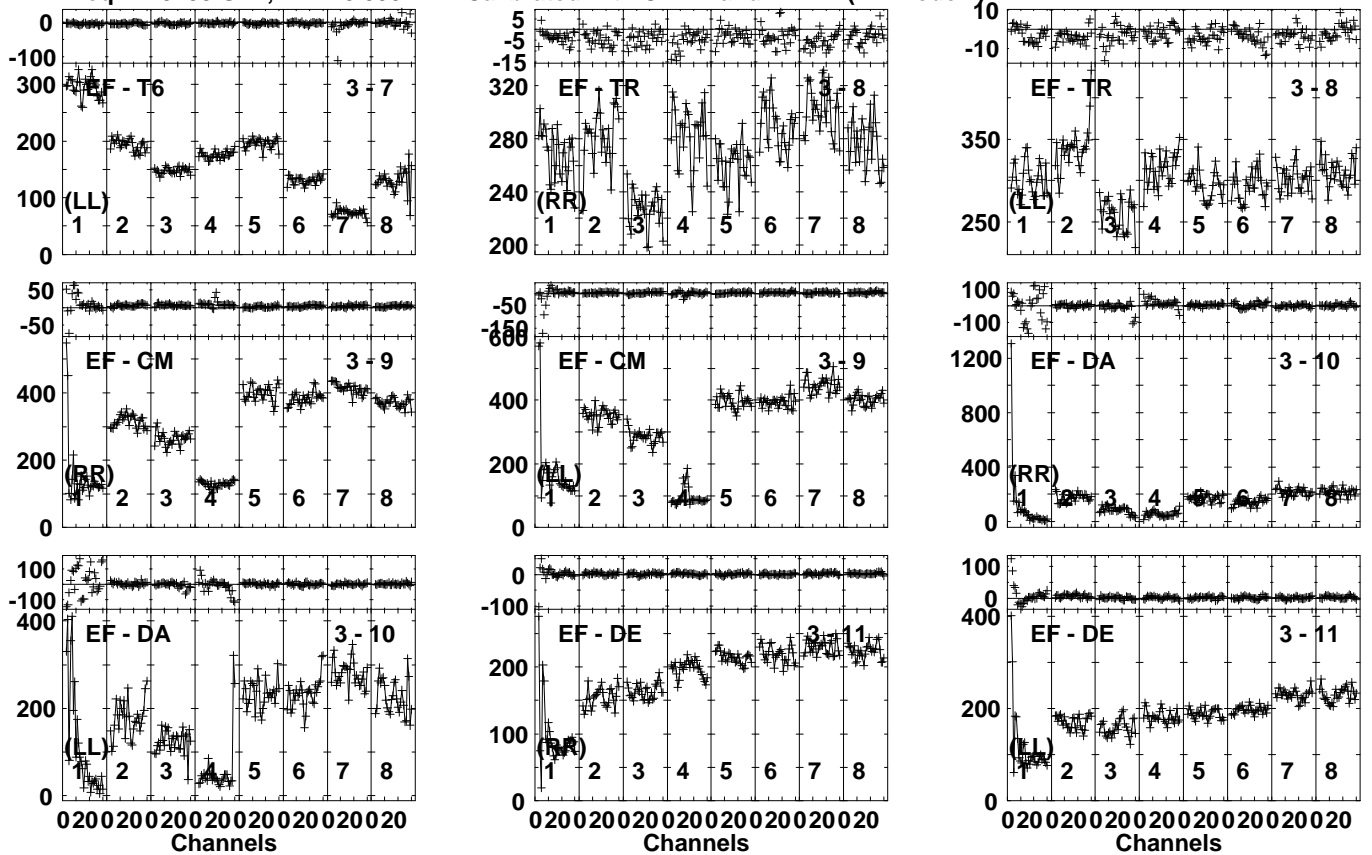


Lower frame: Milli Ampl Jy Top frame: Phas deg
Vector averaged cross-power spectrum Several baselines displayed
Timerange: 00/04:36:31 to 00/04:37:59

Plot file version 29 created 30-AUG-2023 08:36:17

J1103+1158 GM081D 1.UVDATA.1

Freq = 1.3435 GHz, Bw = 8.000 MH Calibrated with CL # 4 and BP # 1 (BP mode 1)

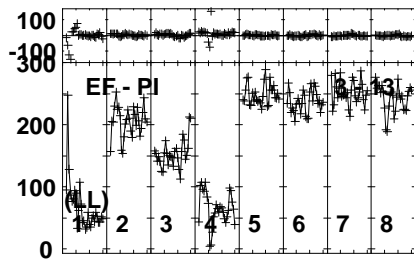
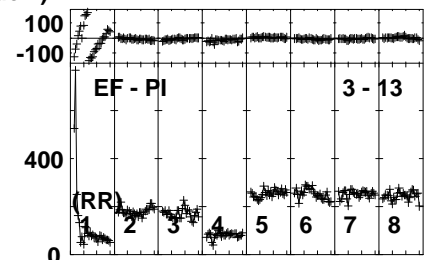
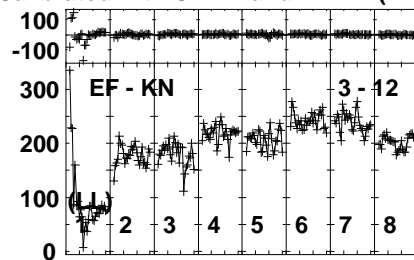
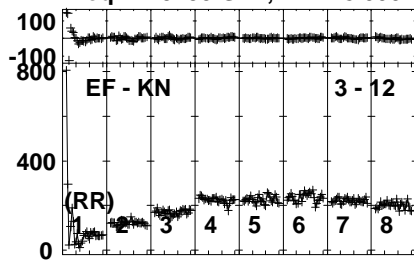


Lower frame: Milli Ampl Jy Top frame: Phas deg
Vector averaged cross-power spectrum Several baselines displayed
Timerange: 00/04:36:31 to 00/04:37:59

Plot file version 30 created 30-AUG-2023 08:36:18

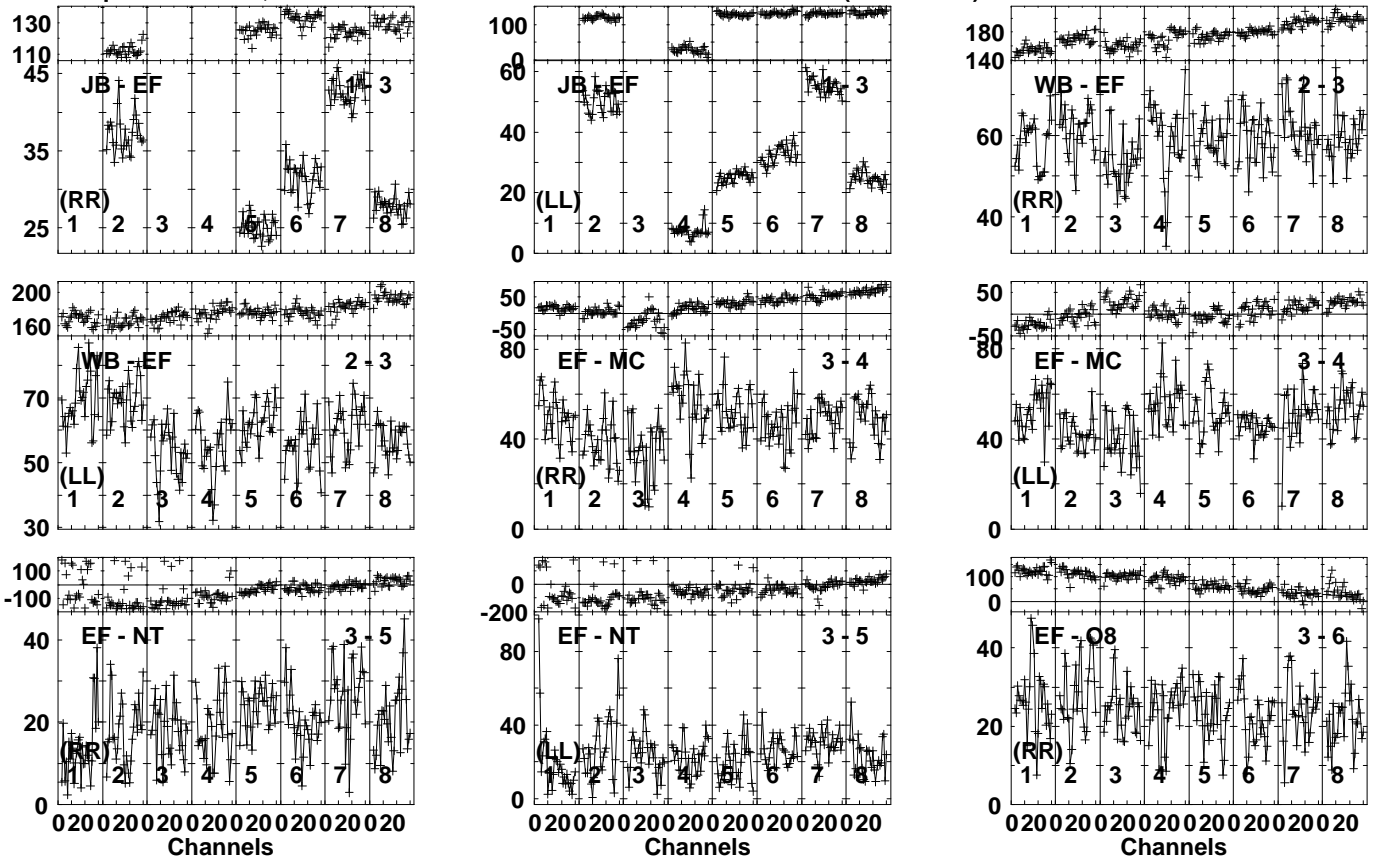
J1103+1158 GM081D 1.UVDATA.1

Freq = 1.3435 GHz, Bw = 8.000 MH Calibrated with CL # 4 and BP # 1 (BP mode 1)



Lower frame: Milli Ampl Jy Top frame: Phas deg
Vector averaged cross-power spectrum Several baselines displayed
Timerange: 00/04:36:31 to 00/04:37:59

Plot file version 31 created 30-AUG-2023 08:36:21
 J1100+1002 GM081D 1.UVDATA.1
 Freq = 1.3435 GHz, Bw = 8.000 MH Calibrated with CL # 4 and BP # 1 (BP mode 1)

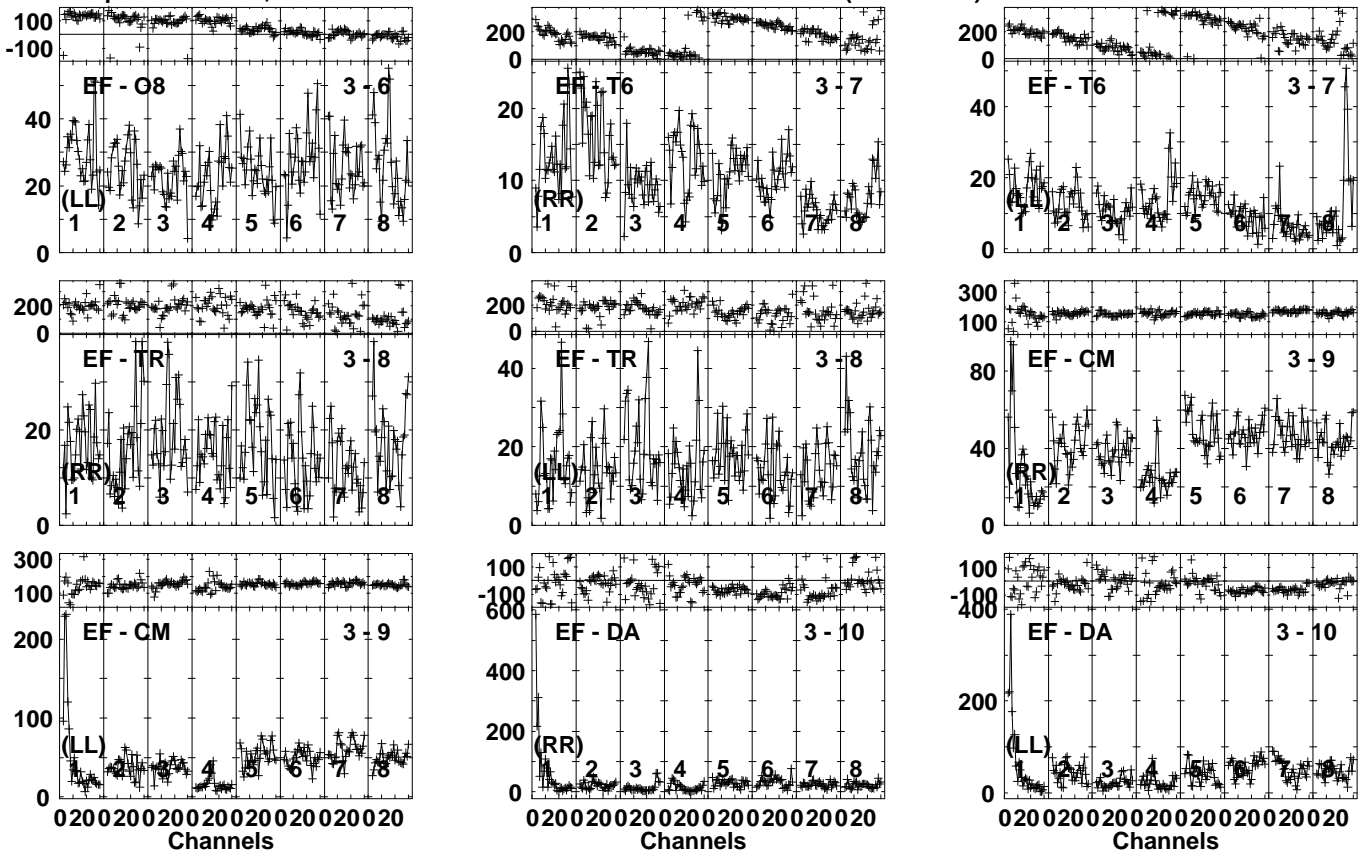


Lower frame: Milli Ampl Jy Top frame: Phas deg
 Vector averaged cross-power spectrum Several baselines displayed
 Timerange: 00/04:38:01 to 00/04:42:59

Plot file version 32 created 30-AUG-2023 08:36:21

J1100+1002 GM081D 1.UVDATA.1

Freq = 1.3435 GHz, Bw = 8.000 MH Calibrated with CL # 4 and BP # 1 (BP mode 1)

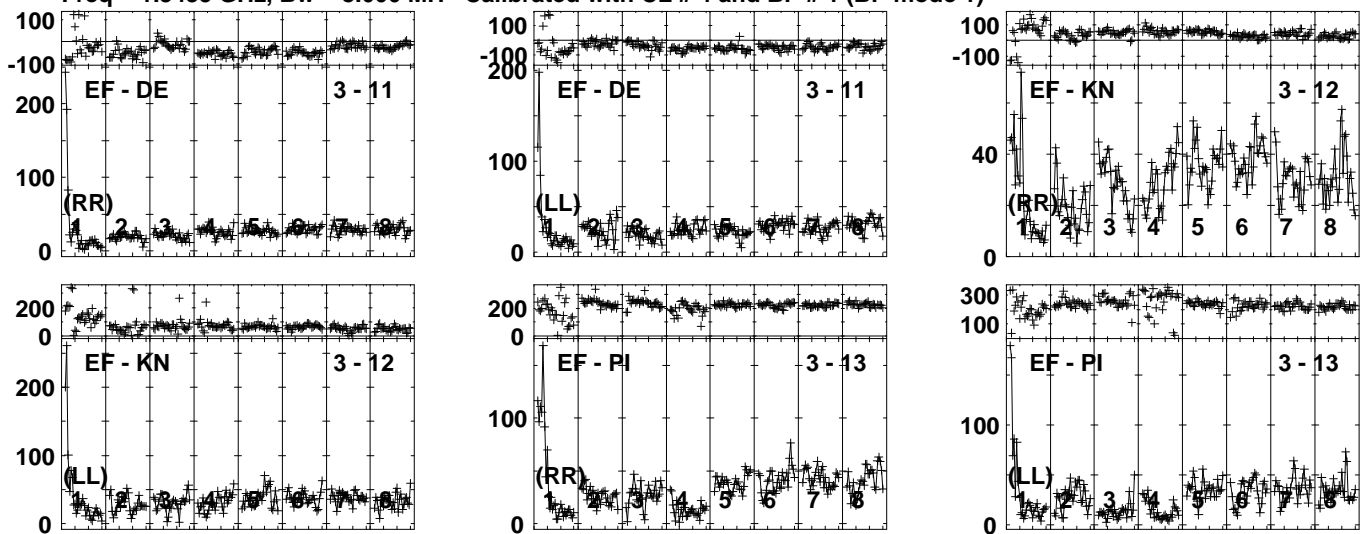


Lower frame: Milli Ampl Jy Top frame: Phas deg
Vector averaged cross-power spectrum Several baselines displayed
Timerange: 00/04:38:01 to 00/04:42:59

Plot file version 33 created 30-AUG-2023 08:36:22

J1100+1002 GM081D 1.UVDATA.1

Freq = 1.3435 GHz, Bw = 8.000 MH Calibrated with CL # 4 and BP # 1 (BP mode 1)



Lower frame: Milli Ampl Jy Top frame: Phas deg

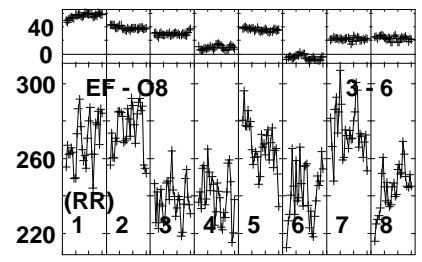
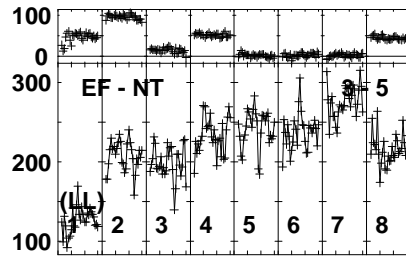
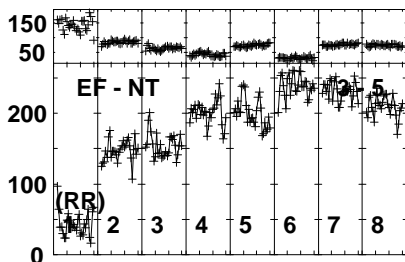
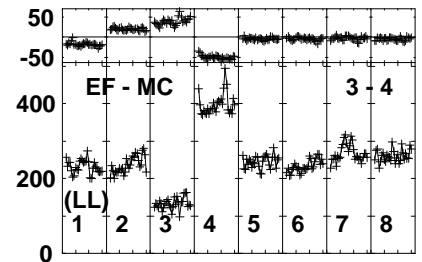
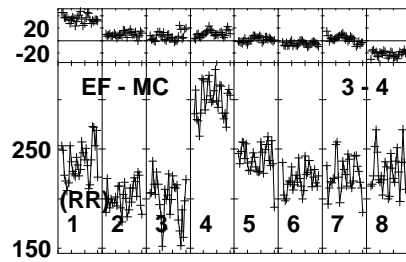
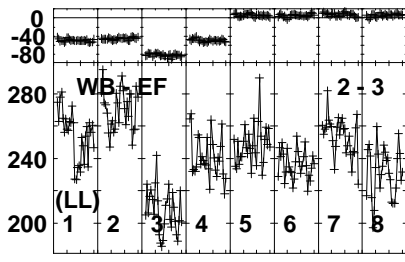
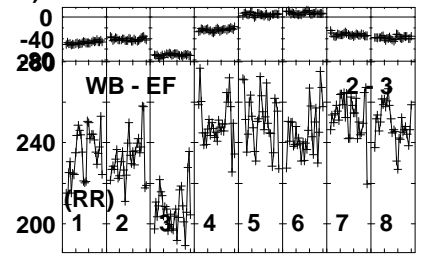
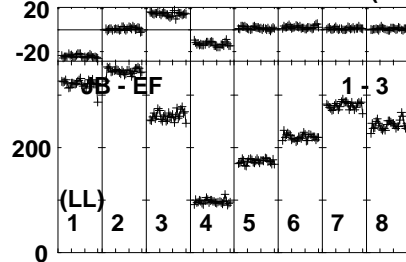
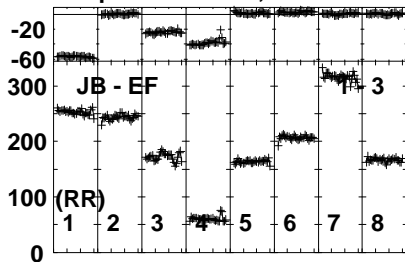
Vector averaged cross-power spectrum Several baselines displayed

Timerange: 00/04:38:01 to 00/04:42:59

Plot file version 34 created 30-AUG-2023 08:36:25

J1103+1158 GM081D 1.UVDATA.1

Freq = 1.3435 GHz, Bw = 8.000 MH Calibrated with CL # 4 and BP # 1 (BP mode 1)

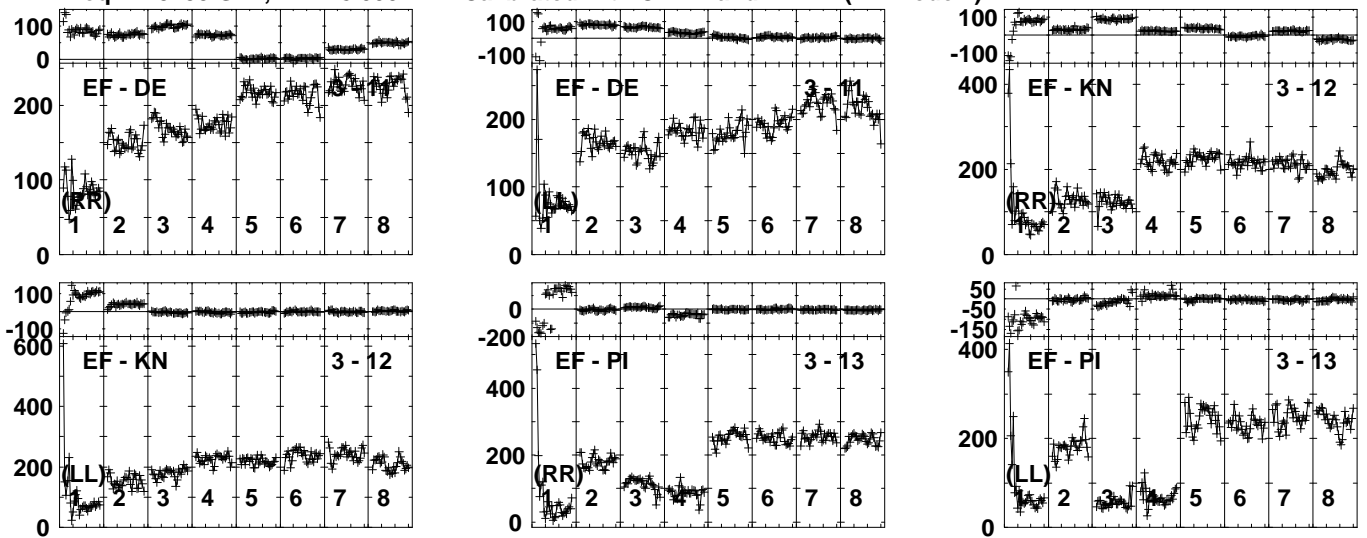


Lower frame: Milli Ampl Jy Top frame: Phas deg
Vector averaged cross-power spectrum Several baselines displayed
Timerange: 00/04:43:01 to 00/04:44:59

Plot file version 36 created 30-AUG-2023 08:36:26

J1103+1158 GM081D 1.UVDATA.1

Freq = 1.3435 GHz, Bw = 8.000 MH Calibrated with CL # 4 and BP # 1 (BP mode 1)

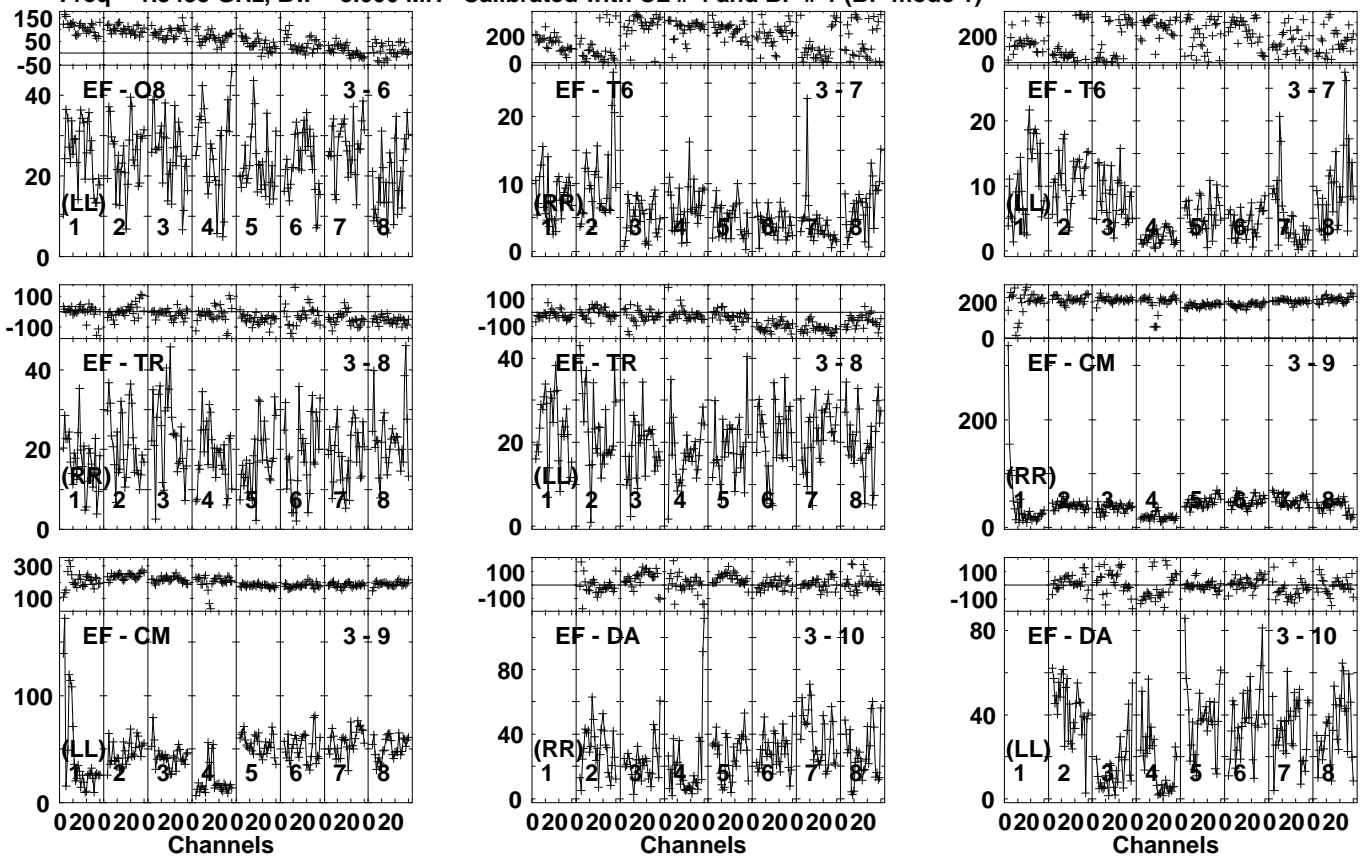


Lower frame: Milli Ampl Jy Top frame: Phas deg
Vector averaged cross-power spectrum Several baselines displayed
Timerange: 00/04:43:01 to 00/04:44:59

Plot file version 38 created 30-AUG-2023 08:36:30

J1100+1002 GM081D 1.UVDATA.1

Freq = 1.3435 GHz, Bw = 8.000 MH Calibrated with CL # 4 and BP # 1 (BP mode 1)

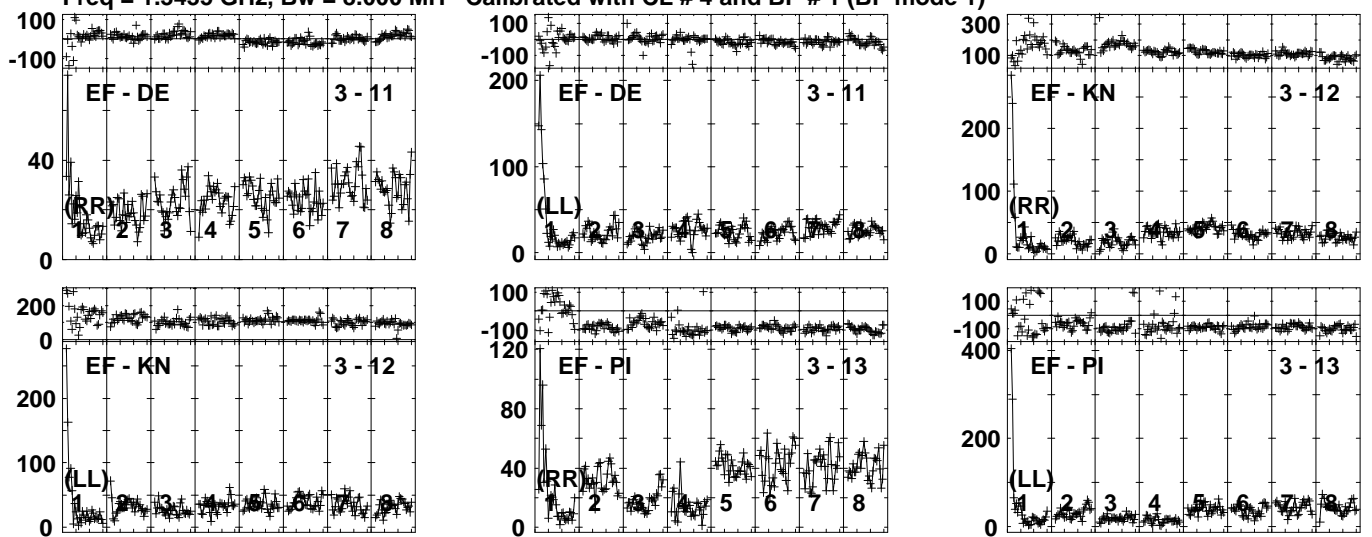


Lower frame: Milli Ampl Jy Top frame: Phas deg
Vector averaged cross-power spectrum Several baselines displayed
Timerange: 00/04:45:01 to 00/04:49:59

Plot file version 39 created 30-AUG-2023 08:36:30

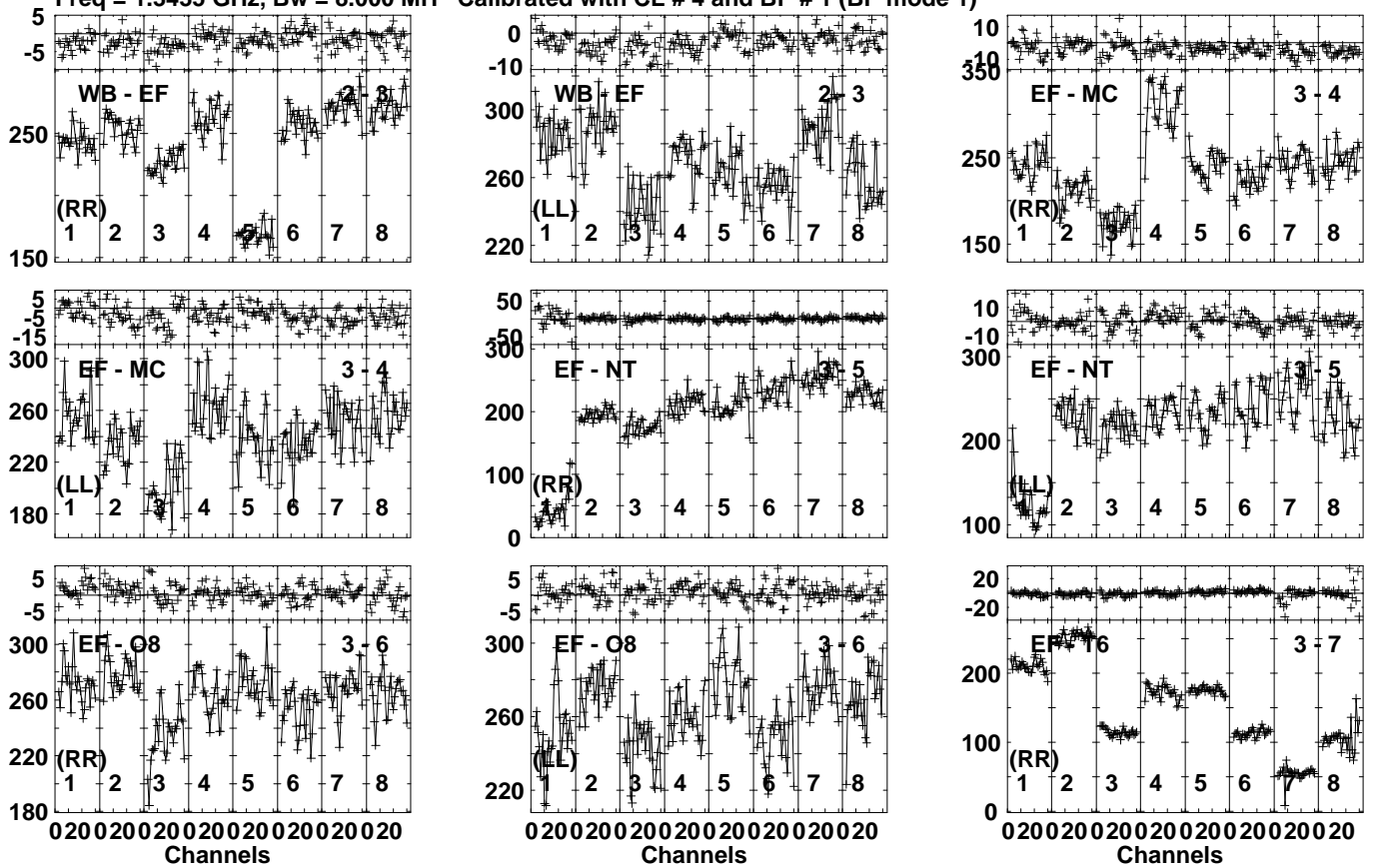
J1100+1002 GM081D 1.UVDATA.1

Freq = 1.3435 GHz, Bw = 8.000 MH Calibrated with CL # 4 and BP # 1 (BP mode 1)



Lower frame: Milli Ampl Jy Top frame: Phas deg
Vector averaged cross-power spectrum Several baselines displayed
Timerange: 00/04:45:01 to 00/04:49:59

Plot file version 40 created 30-AUG-2023 08:36:34
 J1103+1158 GM081D 1.UVDATA.1
 Freq = 1.3435 GHz, Bw = 8.000 MH Calibrated with CL # 4 and BP # 1 (BP mode 1)

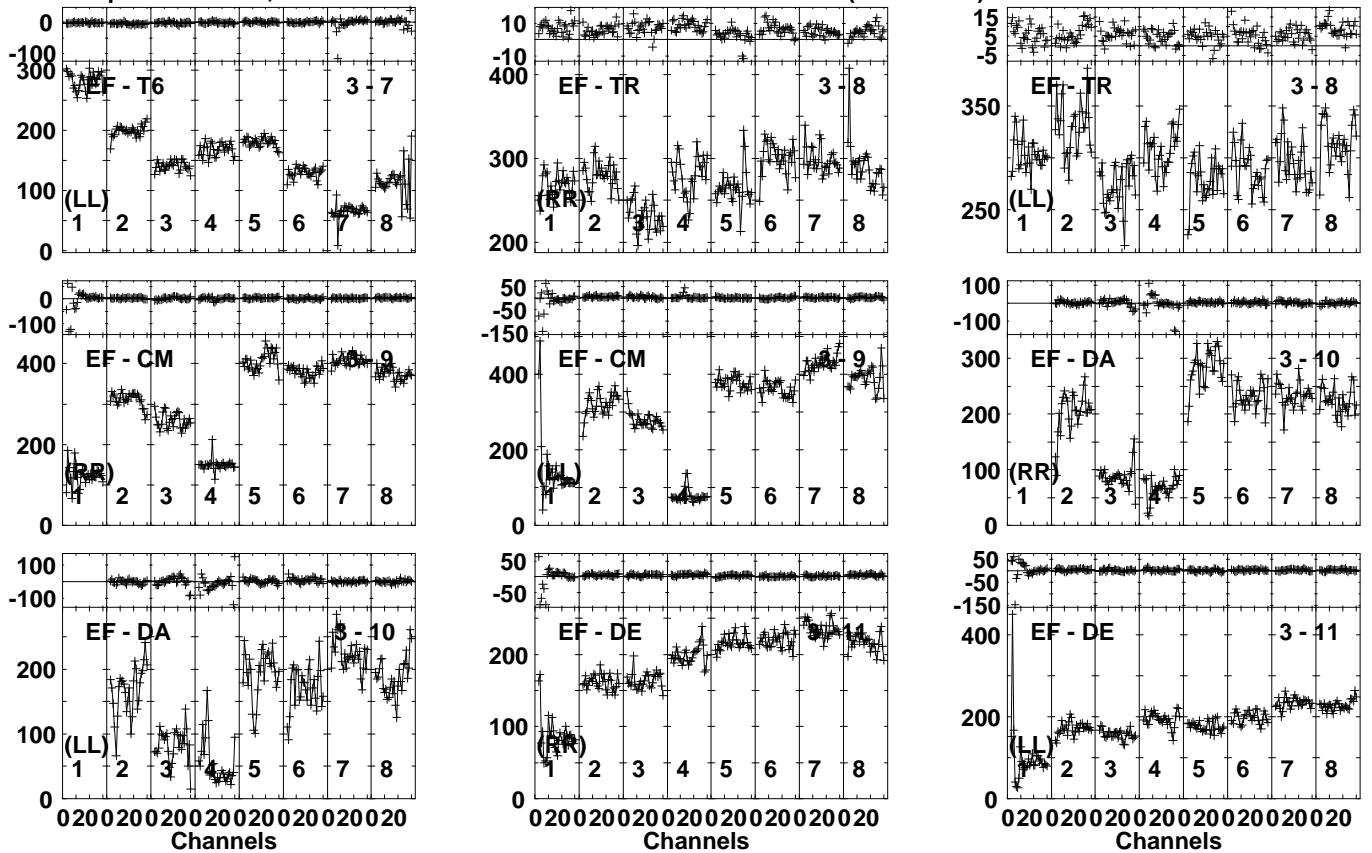


Lower frame: Milli Ampl Jy Top frame: Phas deg
 Vector averaged cross-power spectrum Several baselines displayed
 Timerange: 00/04:50:31 to 00/04:51:59

Plot file version 41 created 30-AUG-2023 08:36:34

J1103+1158 GM081D 1.UVDATA.1

Freq = 1.3435 GHz, Bw = 8.000 MH Calibrated with CL # 4 and BP # 1 (BP mode 1)

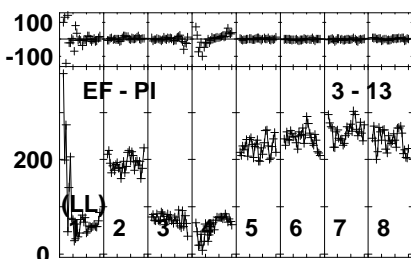
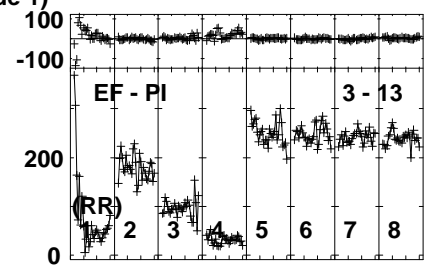
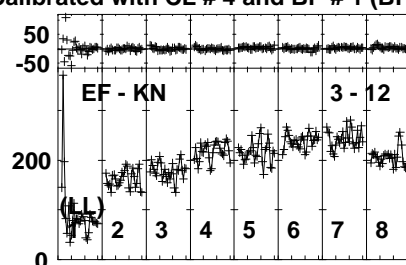
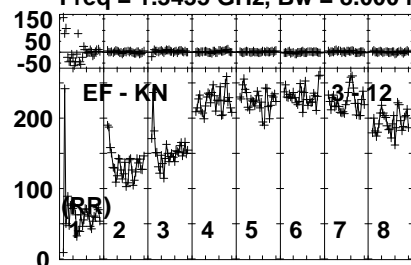


Lower frame: Milli Ampl Jy Top frame: Phas deg
Vector averaged cross-power spectrum Several baselines displayed
Timerange: 00/04:50:31 to 00/04:51:59

Plot file version 42 created 30-AUG-2023 08:36:34

J1103+1158 GM081D 1.UVDATA.1

Freq = 1.3435 GHz, Bw = 8.000 MH Calibrated with CL # 4 and BP # 1 (BP mode 1)

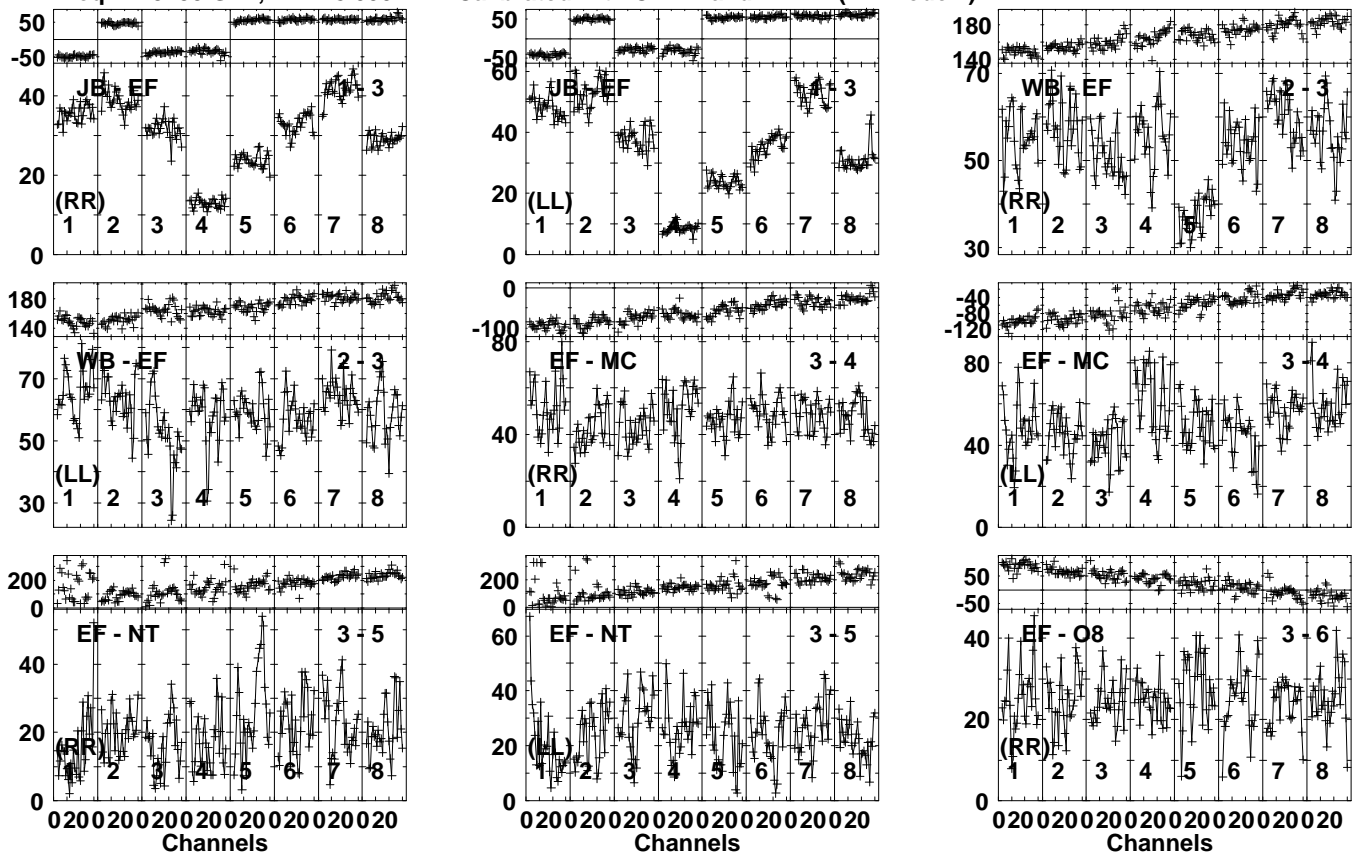


Lower frame: Milli Ampl Jy Top frame: Phas deg
Vector averaged cross-power spectrum Several baselines displayed
Timerange: 00/04:50:31 to 00/04:51:59

Plot file version 43 created 30-AUG-2023 08:36:38

J1100+1002 GM081D 1.UVDATA.1

Freq = 1.3435 GHz, Bw = 8.000 MH Calibrated with CL # 4 and BP # 1 (BP mode 1)

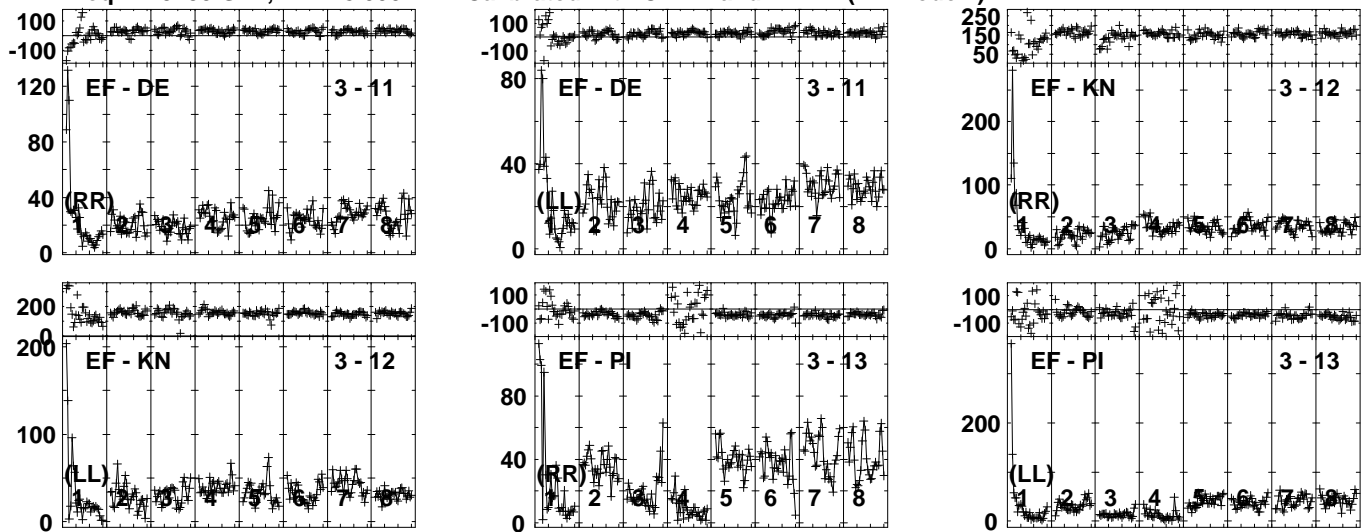


Lower frame: Milli Ampl Jy Top frame: Phas deg
Vector averaged cross-power spectrum Several baselines displayed
Timerange: 00/04:52:01 to 00/04:56:59

Plot file version 45 created 30-AUG-2023 08:36:39

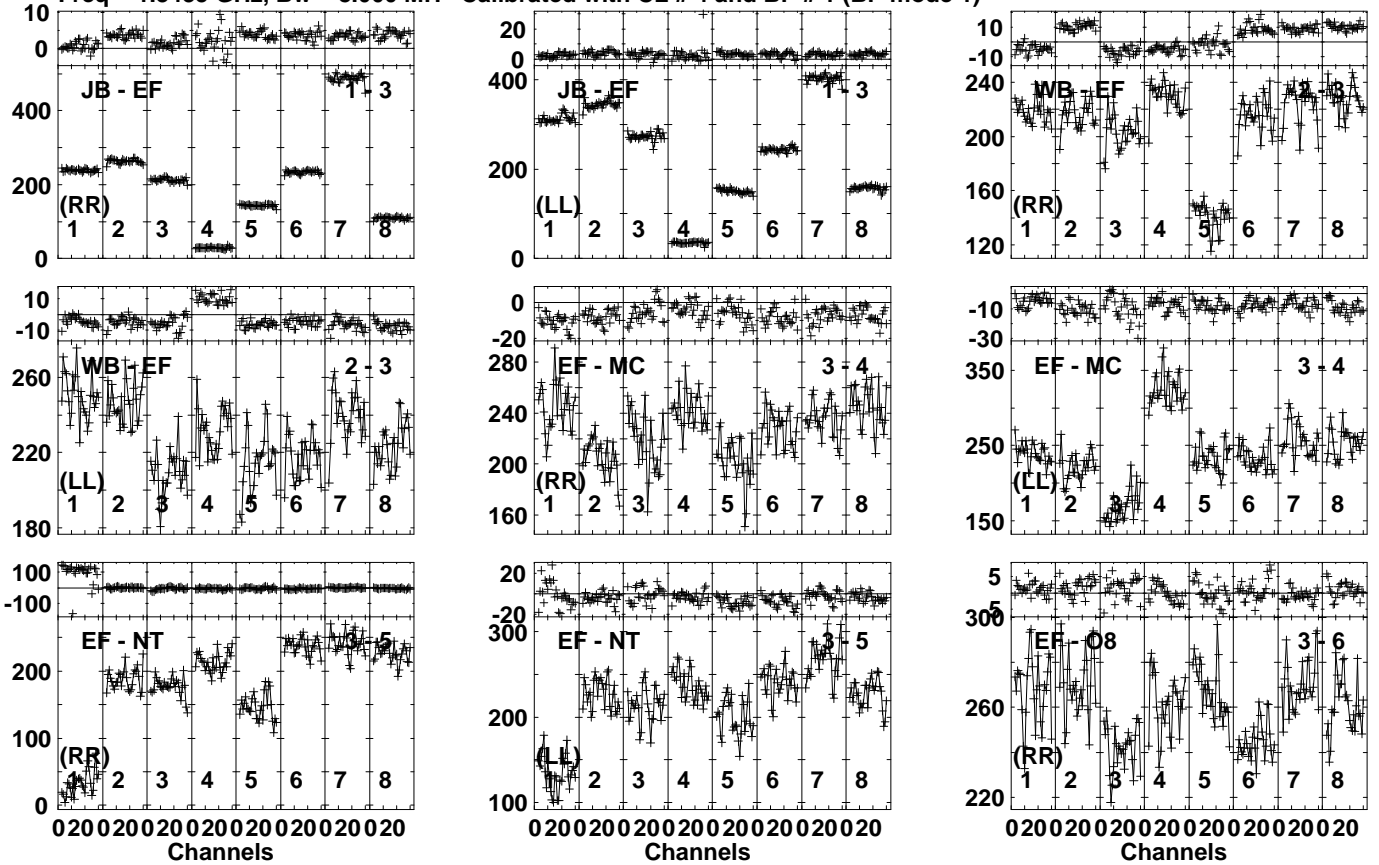
J1100+1002 GM081D 1.UVDATA.1

Freq = 1.3435 GHz, Bw = 8.000 MH Calibrated with CL # 4 and BP # 1 (BP mode 1)



Lower frame: Milli Ampl Jy Top frame: Phas deg
Vector averaged cross-power spectrum Several baselines displayed
Timerange: 00/04:52:01 to 00/04:56:59

Plot file version 46 created 30-AUG-2023 08:36:42
 J1103+1158 GM081D 1.UVDATA.1
 Freq = 1.3435 GHz, Bw = 8.000 MH Calibrated with CL # 4 and BP # 1 (BP mode 1)

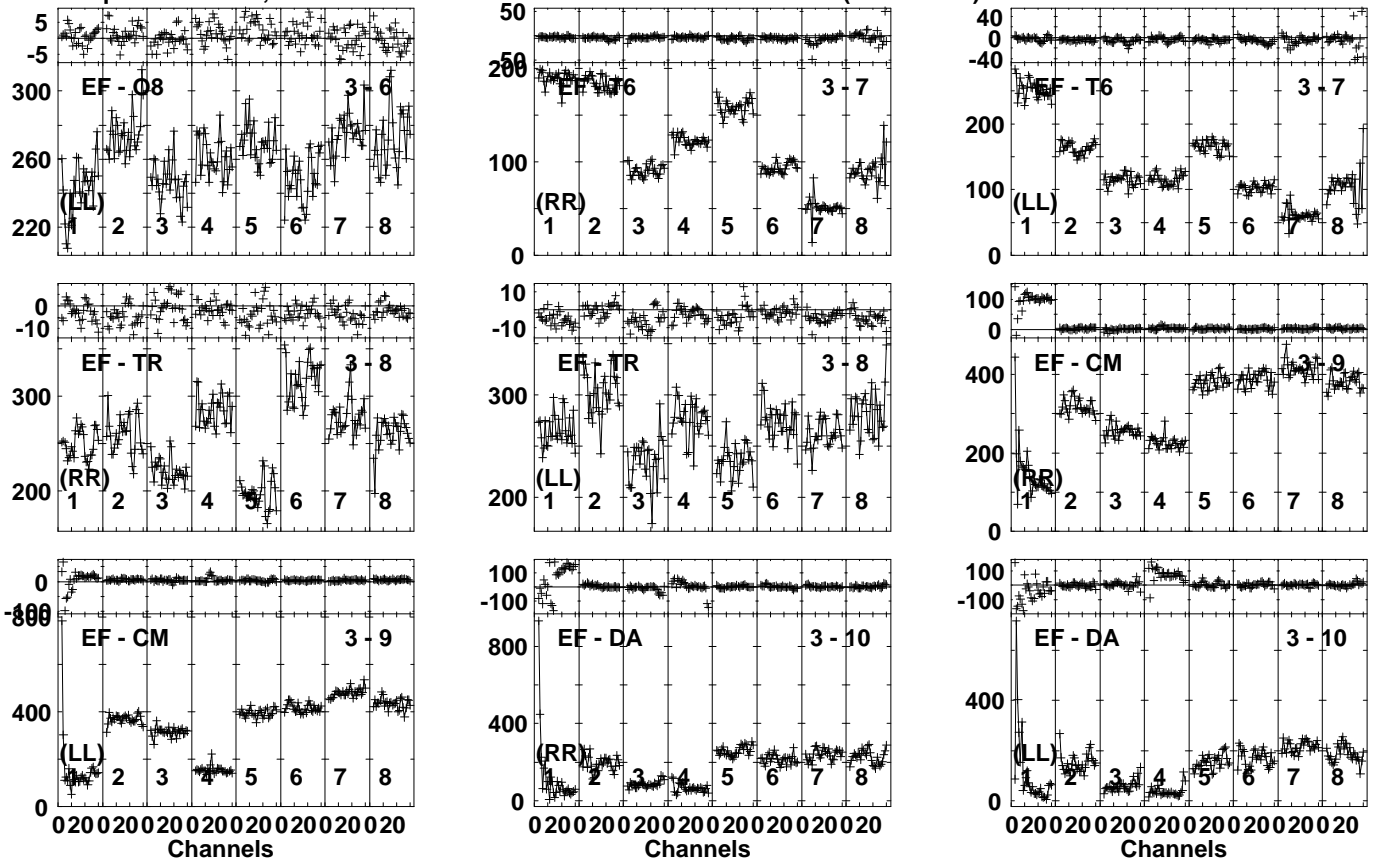


Lower frame: Milli Ampl Jy Top frame: Phas deg
 Vector averaged cross-power spectrum Several baselines displayed
 Timerange: 00/04:57:01 to 00/04:58:59

Plot file version 47 created 30-AUG-2023 08:36:43

J1103+1158 GM081D 1.UVDATA.1

Freq = 1.3435 GHz, Bw = 8.000 MH Calibrated with CL # 4 and BP # 1 (BP mode 1)

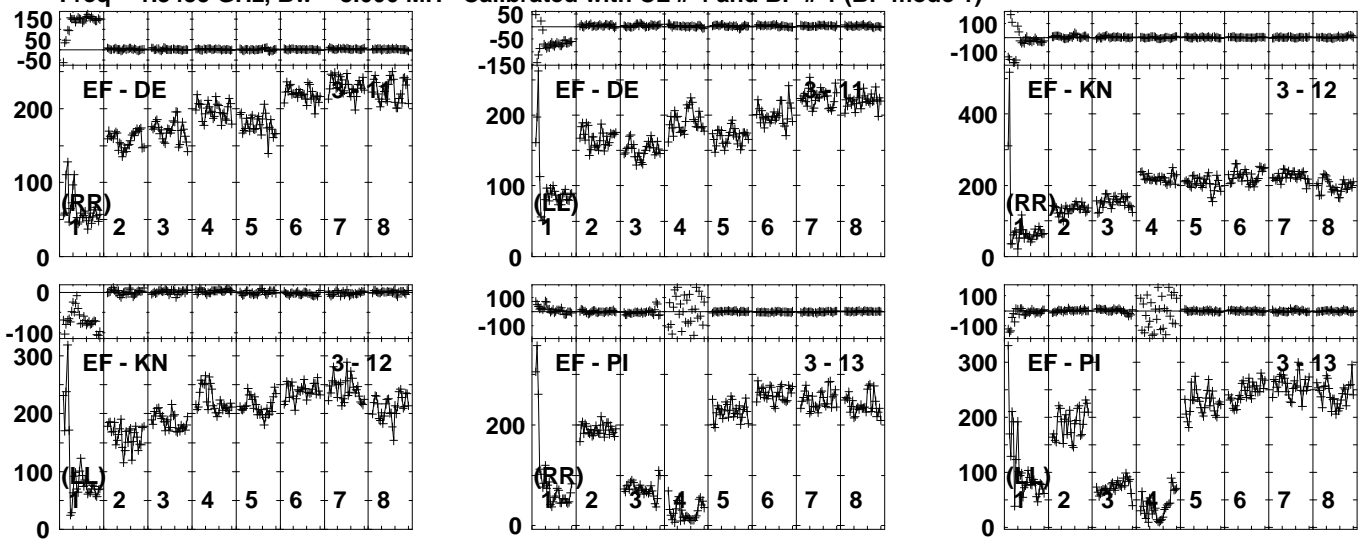


Lower frame: Milli Ampl Jy Top frame: Phas deg
Vector averaged cross-power spectrum Several baselines displayed
Timerange: 00/04:57:01 to 00/04:58:59

Plot file version 48 created 30-AUG-2023 08:36:43

J1103+1158 GM081D 1.UVDATA.1

Freq = 1.3435 GHz, Bw = 8.000 MH Calibrated with CL # 4 and BP # 1 (BP mode 1)

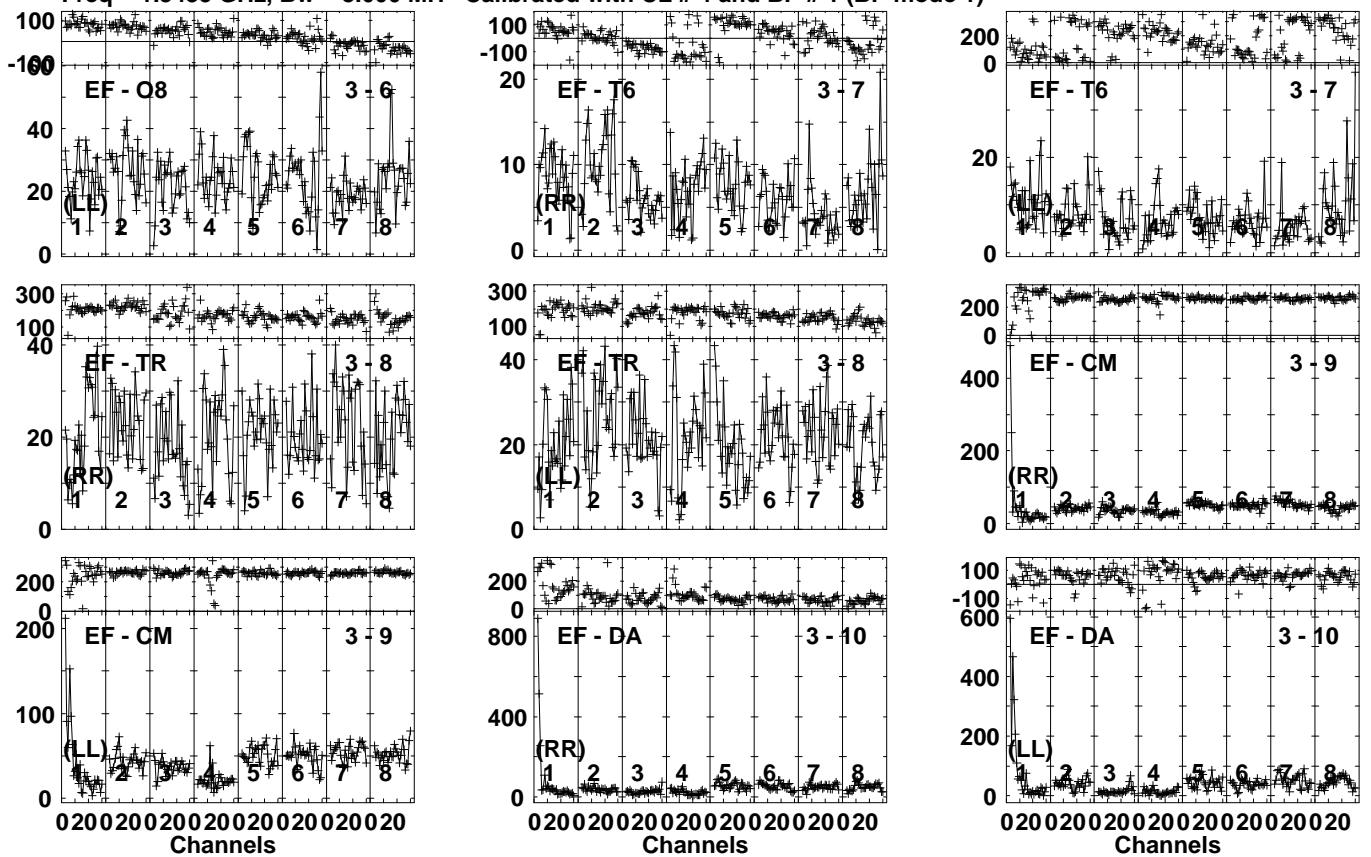


Lower frame: Milli Ampl Jy Top frame: Phas deg
Vector averaged cross-power spectrum Several baselines displayed
Timerange: 00/04:57:01 to 00/04:58:59

Plot file version 50 created 30-AUG-2023 08:36:46

J1100+1002 GM081D 1.UVDATA.1

Freq = 1.3435 GHz, Bw = 8.000 MH Calibrated with CL # 4 and BP # 1 (BP mode 1)

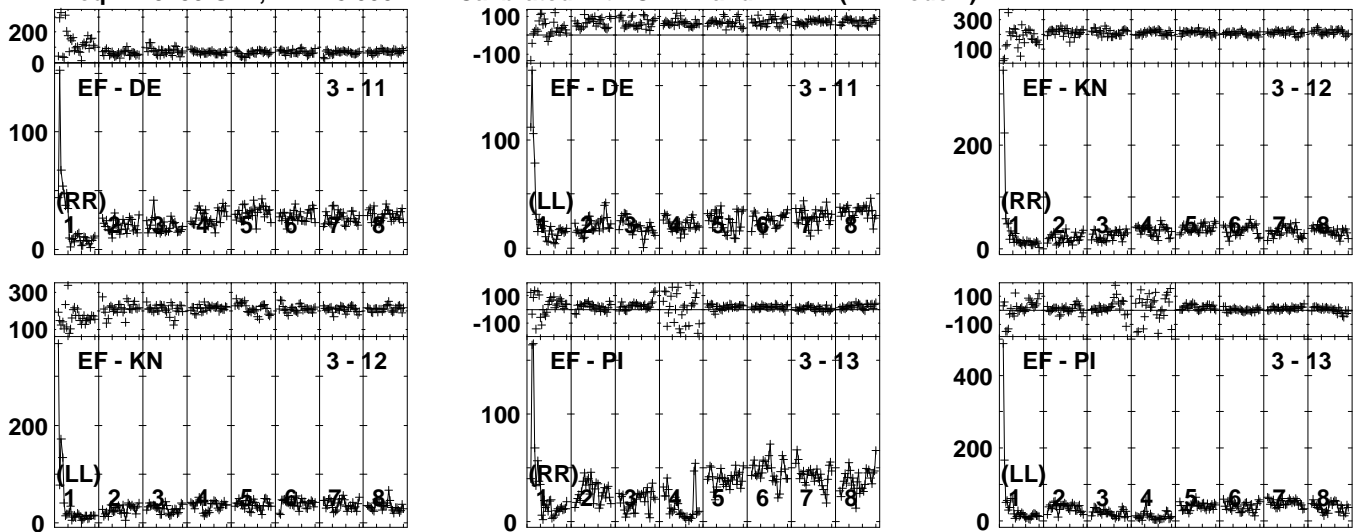


Lower frame: Milli Ampl Jy Top frame: Phas deg
Vector averaged cross-power spectrum Several baselines displayed
Timerange: 00/04:59:01 to 00/05:03:59

Plot file version 51 created 30-AUG-2023 08:36:47

J1100+1002 GM081D 1.UVDATA.1

Freq = 1.3435 GHz, Bw = 8.000 MH Calibrated with CL # 4 and BP # 1 (BP mode 1)

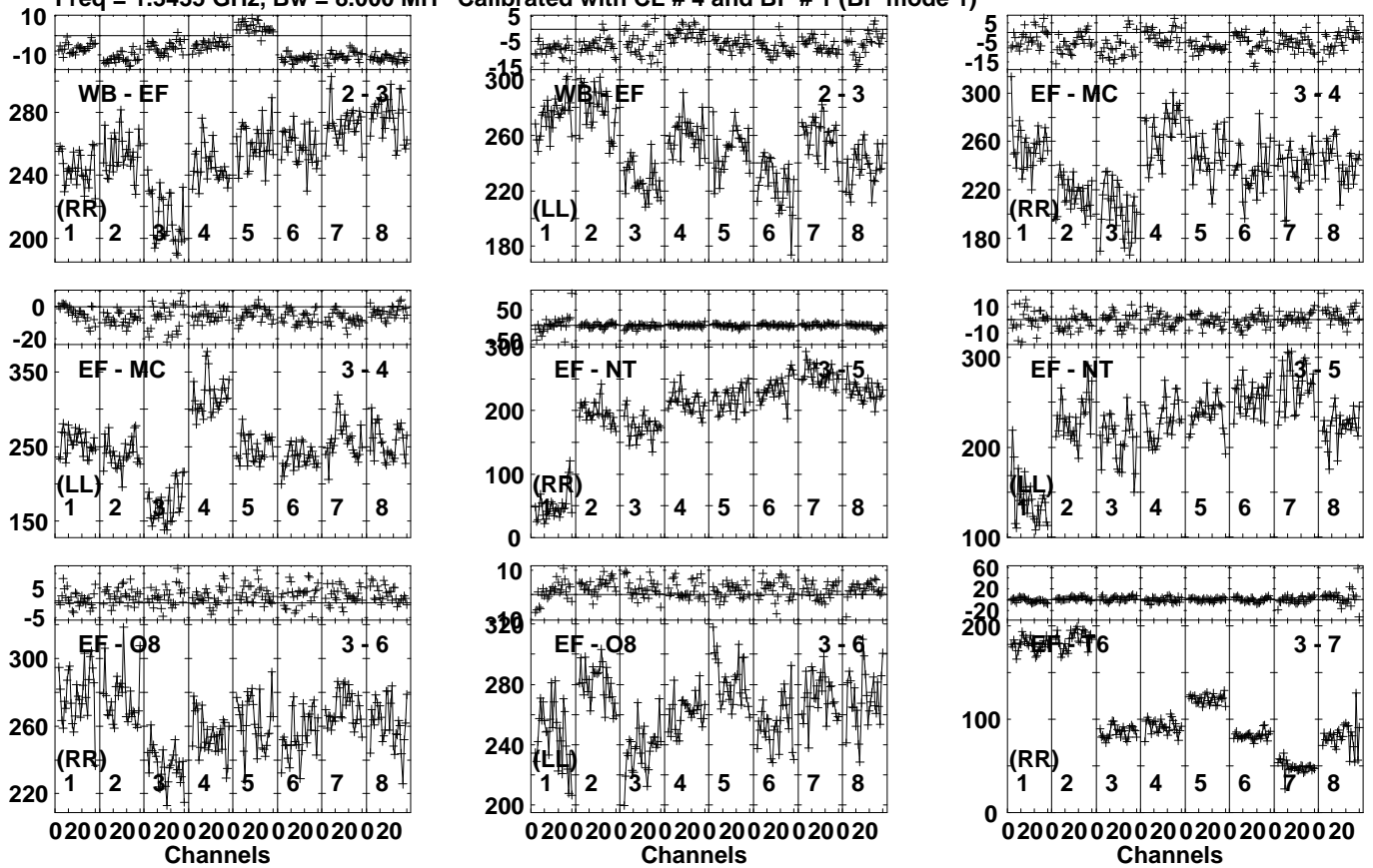


Lower frame: Milli Ampl Jy Top frame: Phas deg
Vector averaged cross-power spectrum Several baselines displayed
Timerange: 00/04:59:01 to 00/05:03:59

Plot file version 52 created 30-AUG-2023 08:36:50

J1103+1158 GM081D 1.UVDATA.1

Freq = 1.3435 GHz, Bw = 8.000 MH Calibrated with CL # 4 and BP # 1 (BP mode 1)

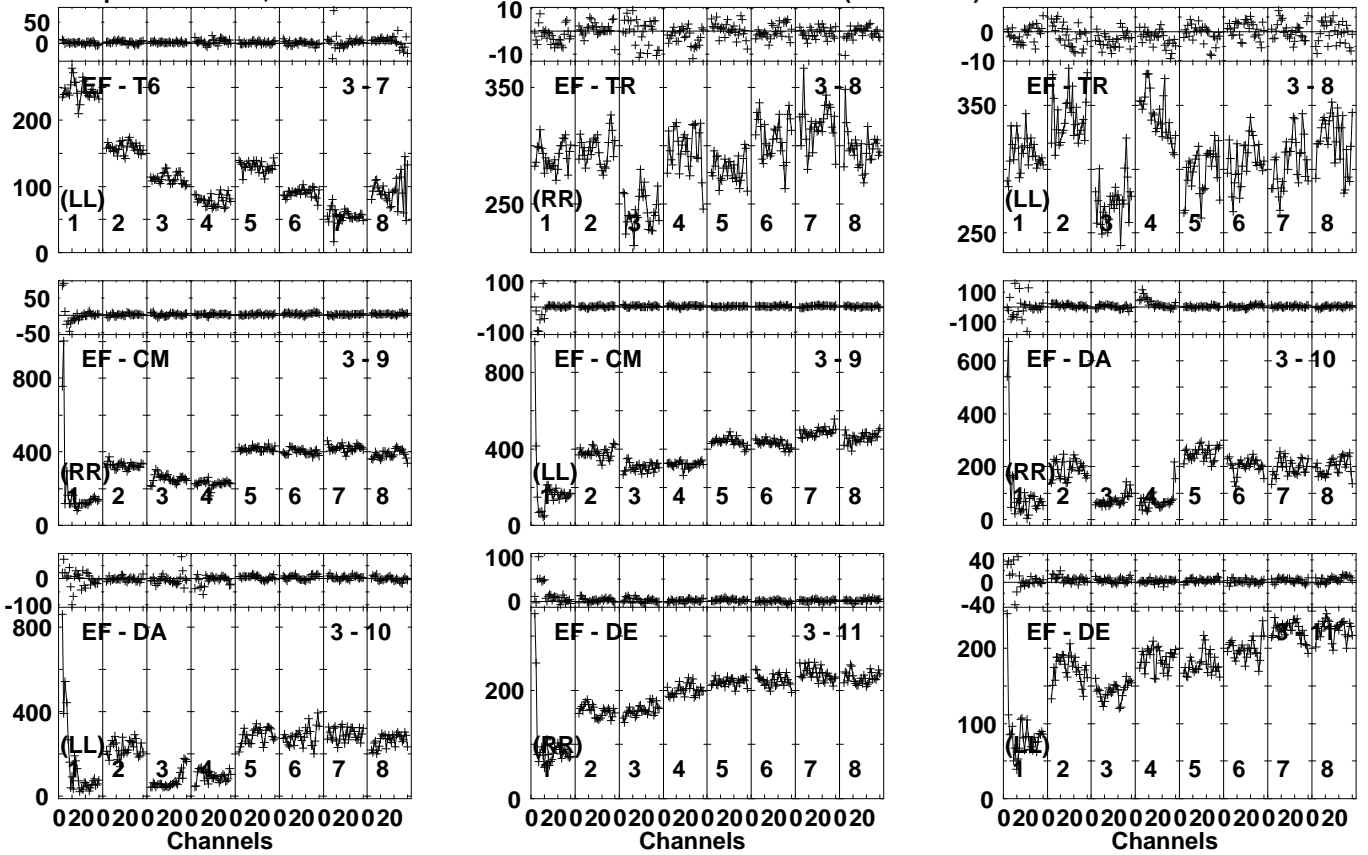


Lower frame: Milli Ampl Jy Top frame: Phas deg
Vector averaged cross-power spectrum Several baselines displayed
Timerange: 00/05:04:31 to 00/05:05:59

Plot file version 53 created 30-AUG-2023 08:36:51

J1103+1158 GM081D 1.UVDATA.1

Freq = 1.3435 GHz, Bw = 8.000 MH Calibrated with CL # 4 and BP # 1 (BP mode 1)

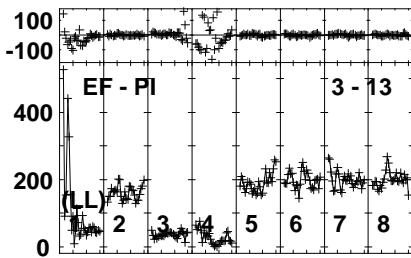
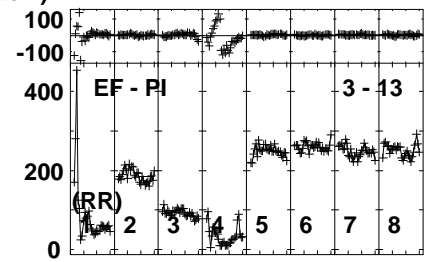
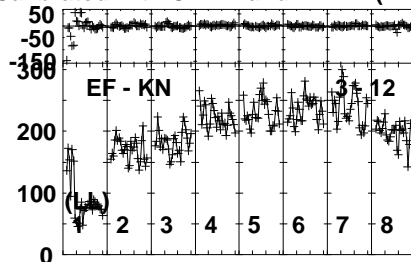
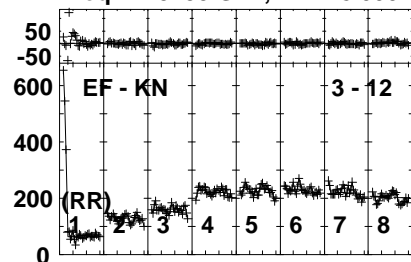


Lower frame: Milli Ampl Jy Top frame: Phas deg
Vector averaged cross-power spectrum Several baselines displayed
Timerange: 00/05:04:31 to 00/05:05:59

Plot file version 54 created 30-AUG-2023 08:36:51

J1103+1158 GM081D 1.UVDATA.1

Freq = 1.3435 GHz, Bw = 8.000 MH Calibrated with CL # 4 and BP # 1 (BP mode 1)

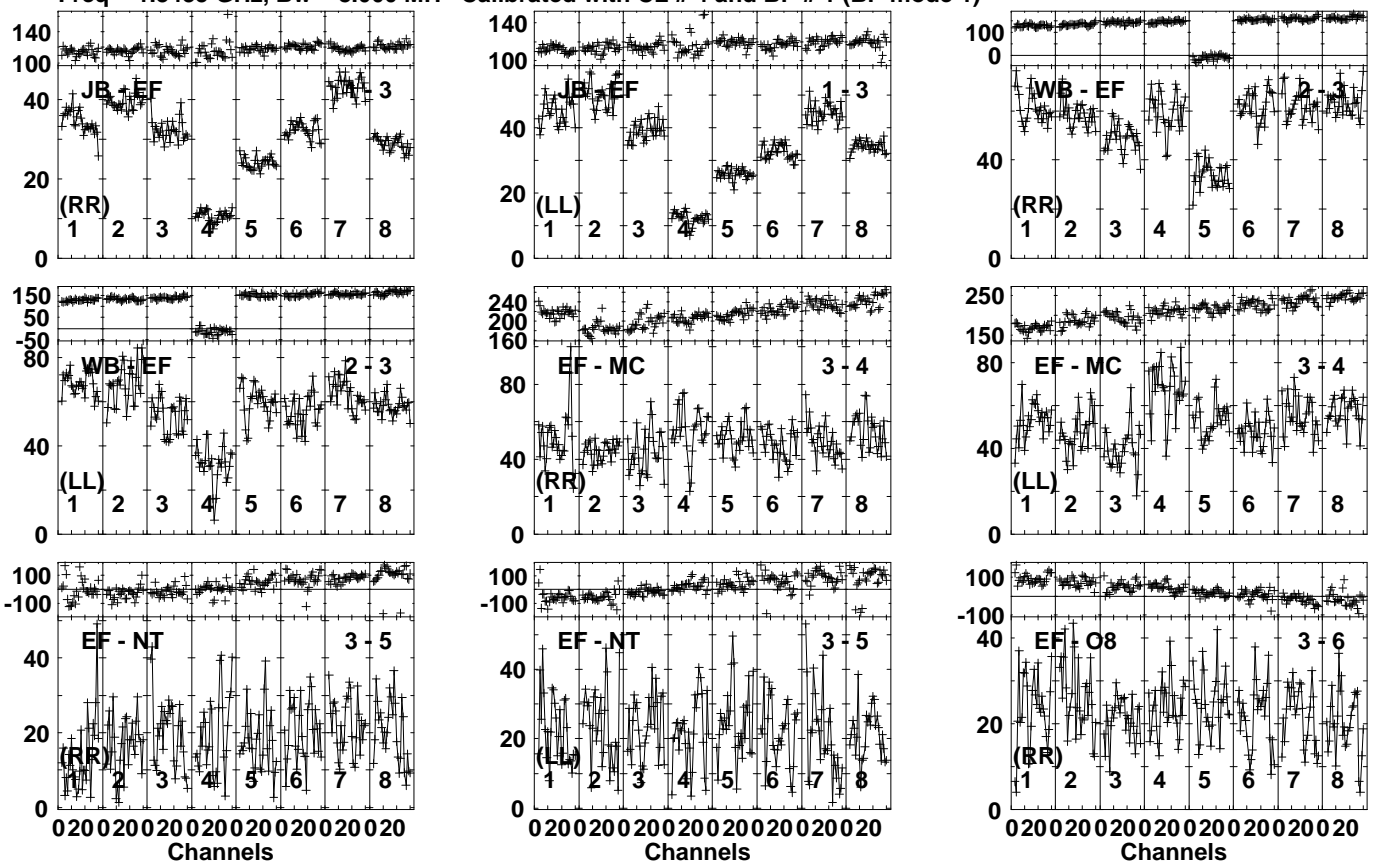


Lower frame: Milli Ampl Jy Top frame: Phas deg

Vector averaged cross-power spectrum Several baselines displayed

Timerange: 00/05:04:31 to 00/05:05:59

Plot file version 55 created 30-AUG-2023 08:36:54
 J1100+1002 GM081D 1.UVDATA.1
 Freq = 1.3435 GHz, Bw = 8.000 MH Calibrated with CL # 4 and BP # 1 (BP mode 1)

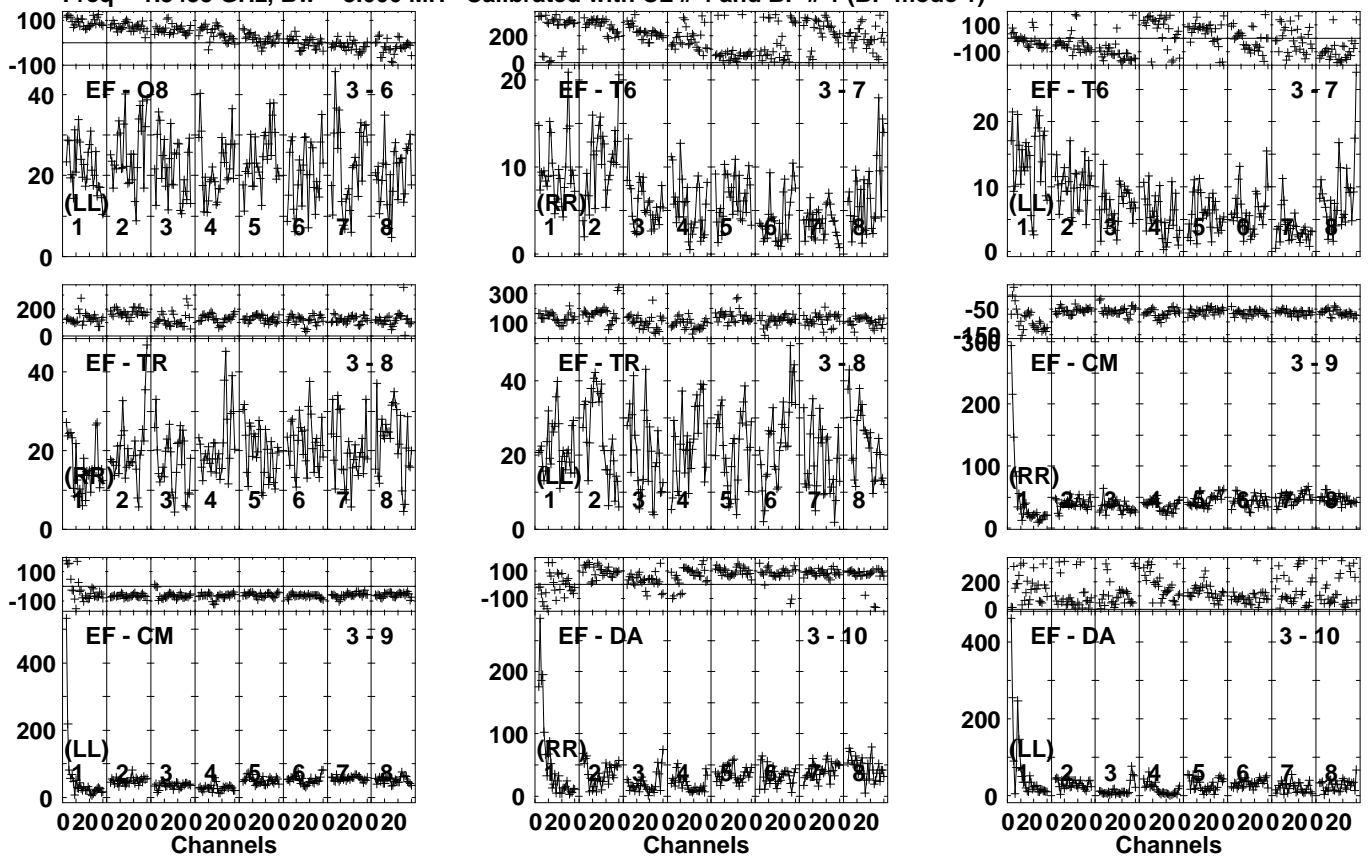


Lower frame: Milli Ampl Jy Top frame: Phas deg
 Vector averaged cross-power spectrum Several baselines displayed
 Timerange: 00/05:06:01 to 00/05:10:59

Plot file version 56 created 30-AUG-2023 08:36:54

J1100+1002 GM081D 1.UVDATA.1

Freq = 1.3435 GHz, Bw = 8.000 MH Calibrated with CL # 4 and BP # 1 (BP mode 1)

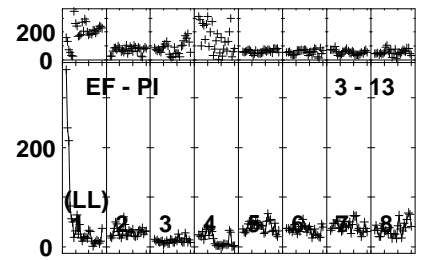
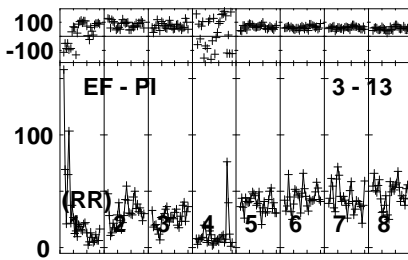
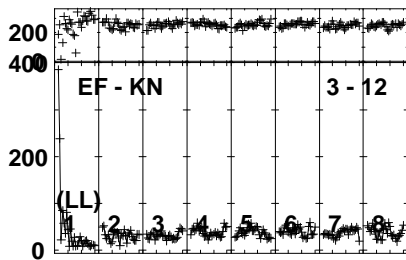
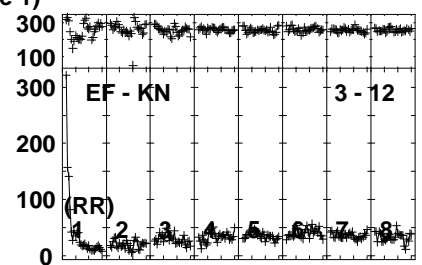
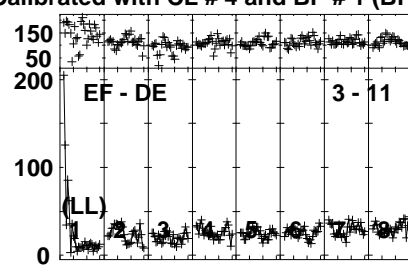
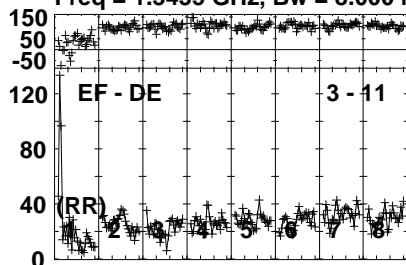


Lower frame: Milli Ampl Jy Top frame: Phas deg
Vector averaged cross-power spectrum Several baselines displayed
Timerange: 00/05:06:01 to 00/05:10:59

Plot file version 57 created 30-AUG-2023 08:36:55

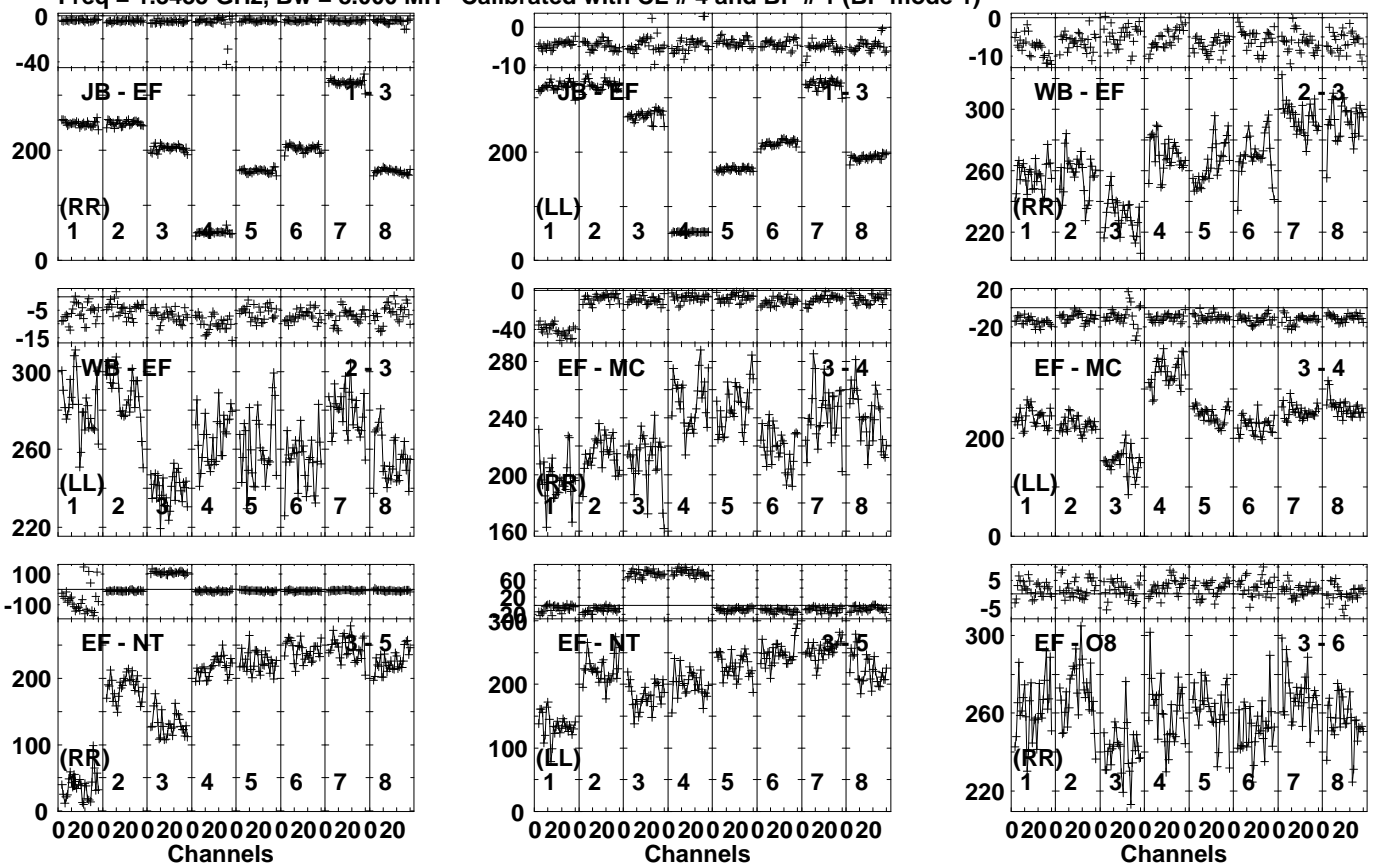
J1100+1002 GM081D 1.UVDATA.1

Freq = 1.3435 GHz, Bw = 8.000 MH Calibrated with CL # 4 and BP # 1 (BP mode 1)



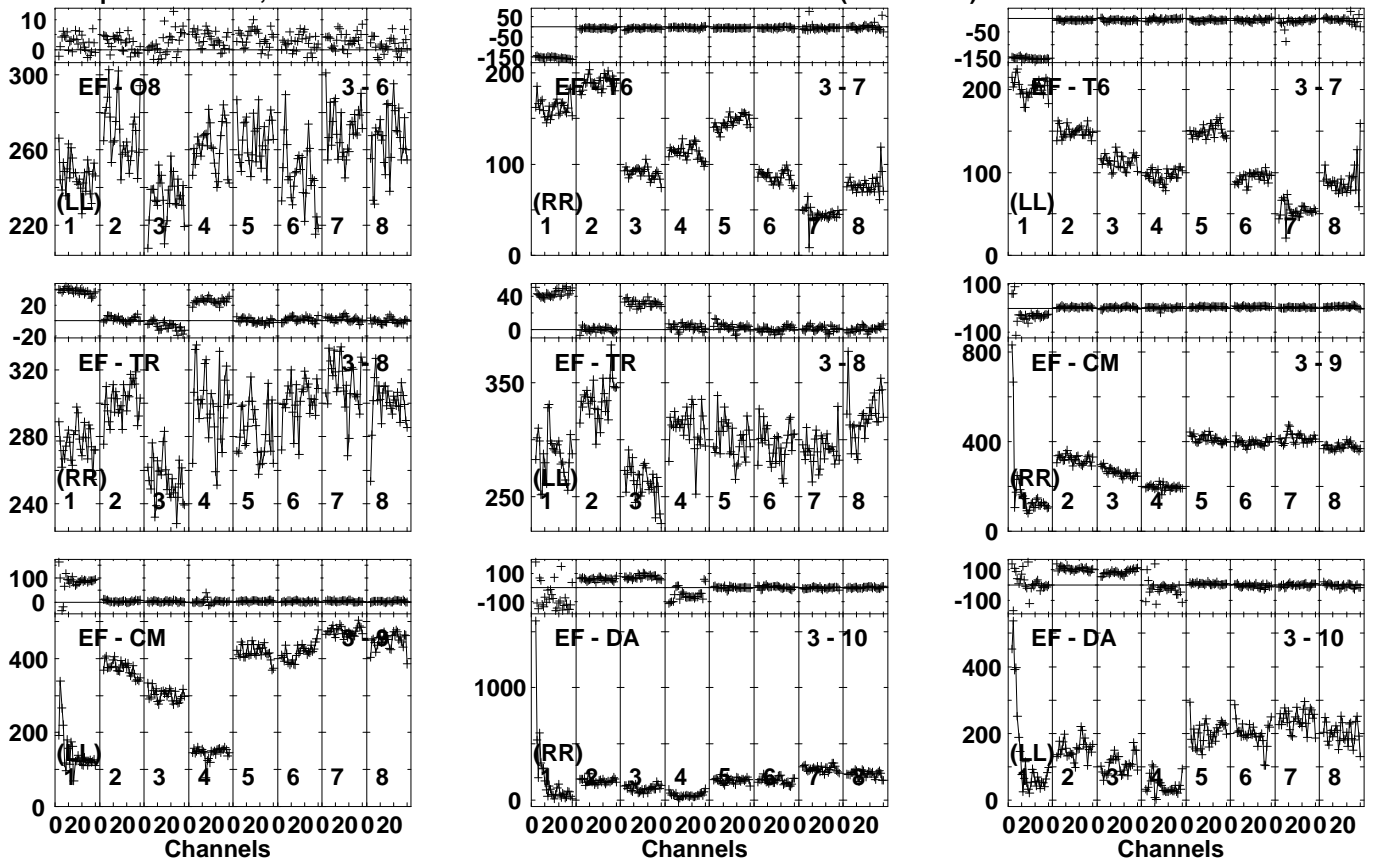
Lower frame: Milli Ampl Jy Top frame: Phas deg
Vector averaged cross-power spectrum Several baselines displayed
Timerange: 00/05:06:01 to 00/05:10:59

Plot file version 58 created 30-AUG-2023 08:36:58
 J1103+1158 GM081D 1.UVDATA.1
 Freq = 1.3435 GHz, Bw = 8.000 MH Calibrated with CL # 4 and BP # 1 (BP mode 1)



Lower frame: Milli Ampl Jy Top frame: Phas deg
 Vector averaged cross-power spectrum Several baselines displayed
 Timerange: 00/05:11:01 to 00/05:12:59

Plot file version 59 created 30-AUG-2023 08:36:59
 J1103+1158 GM081D 1.UVDATA.1
 Freq = 1.3435 GHz, Bw = 8.000 MH Calibrated with CL # 4 and BP # 1 (BP mode 1)

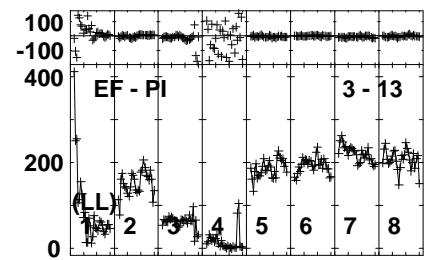
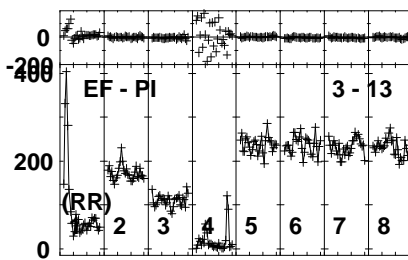
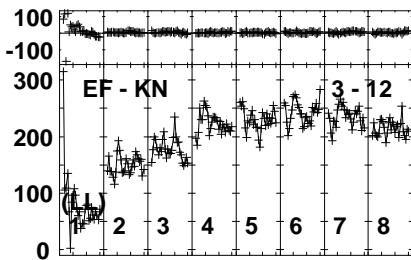
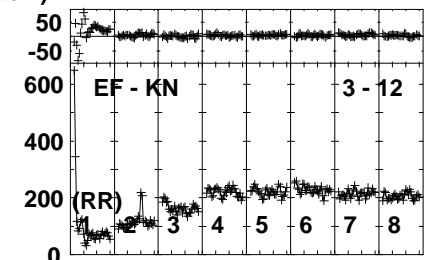
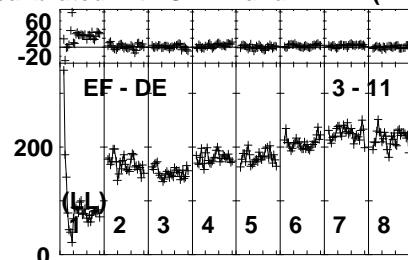
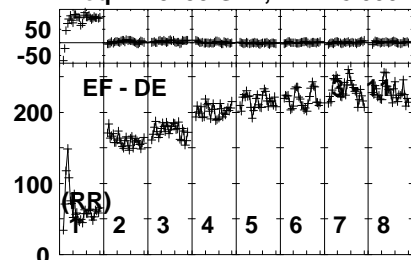


Lower frame: Milli Ampl Jy Top frame: Phas deg
 Vector averaged cross-power spectrum Several baselines displayed
 Timerange: 00/05:11:01 to 00/05:12:59

Plot file version 60 created 30-AUG-2023 08:36:59

J1103+1158 GM081D 1.UVDATA.1

Freq = 1.3435 GHz, Bw = 8.000 MH Calibrated with CL # 4 and BP # 1 (BP mode 1)

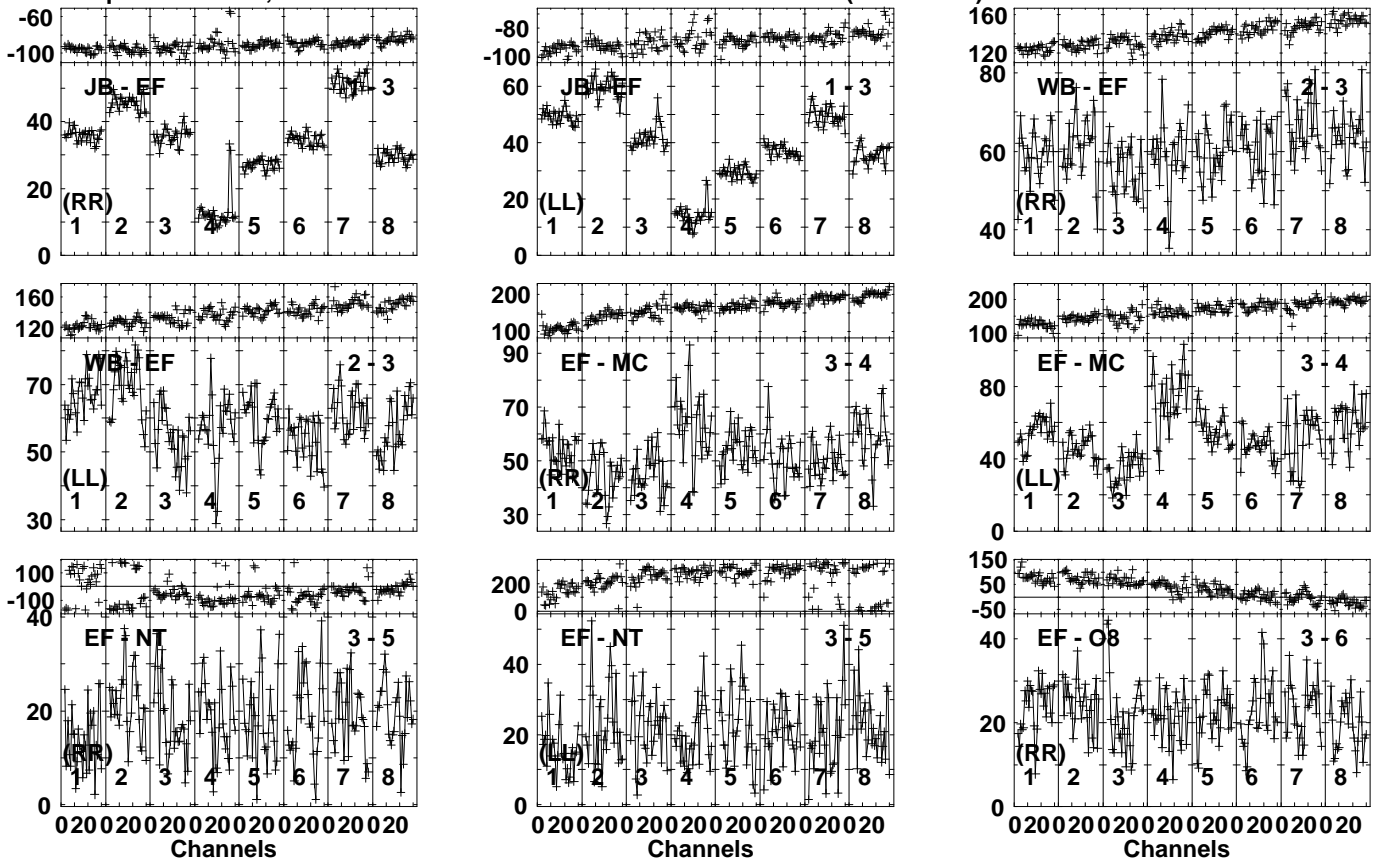


Lower frame: Milli Ampl Jy Top frame: Phas deg

Vector averaged cross-power spectrum Several baselines displayed

Timerange: 00/05:11:01 to 00/05:12:59

Plot file version 61 created 30-AUG-2023 08:37:02
 J1100+1002 GM081D 1.UVDATA.1
 Freq = 1.3435 GHz, Bw = 8.000 MH Calibrated with CL # 4 and BP # 1 (BP mode 1)

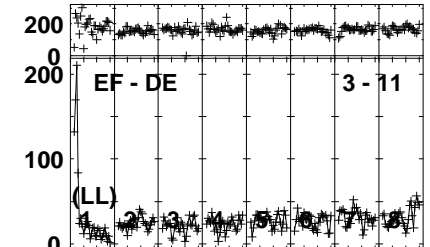
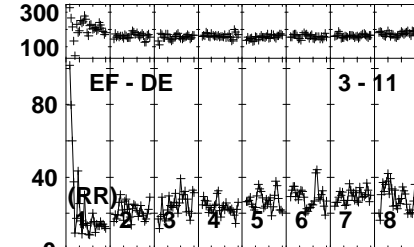
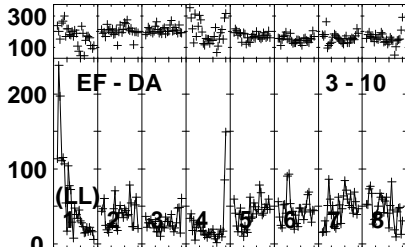
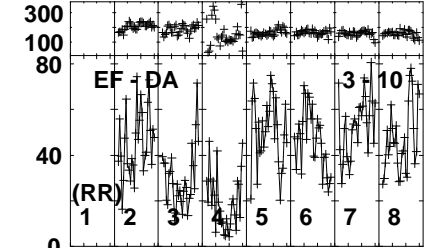
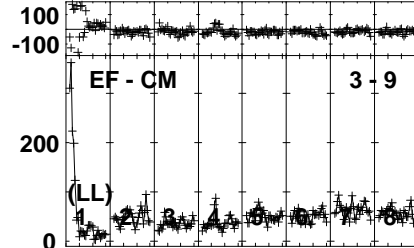
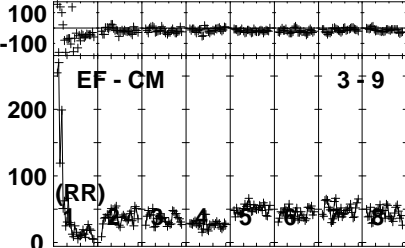
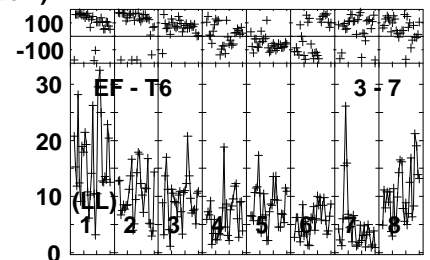
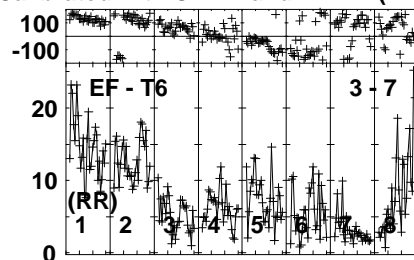
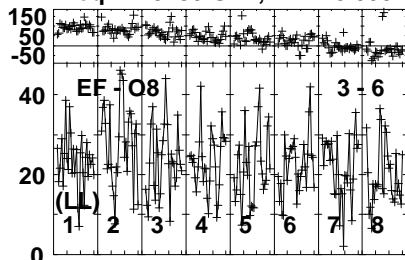


Lower frame: Milli Ampl Jy Top frame: Phas deg
 Vector averaged cross-power spectrum Several baselines displayed
 Timerange: 00/05:13:01 to 00/05:17:59

Plot file version 62 created 30-AUG-2023 08:37:03

J1100+1002 GM081D 1.UVDATA.1

Freq = 1.3435 GHz, Bw = 8.000 MH Calibrated with CL # 4 and BP # 1 (BP mode 1)

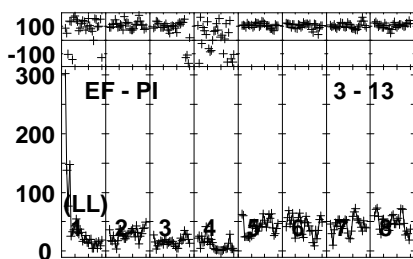
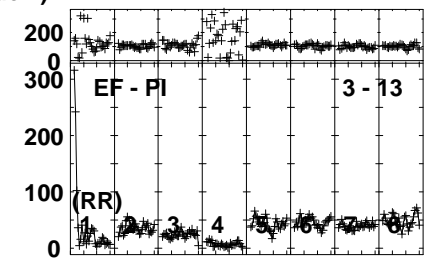
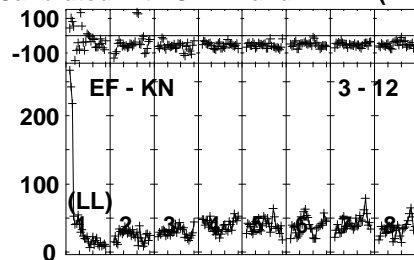
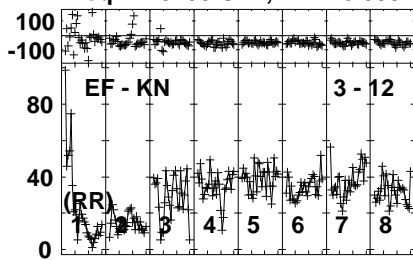


Lower frame: Milli Ampl Jy Top frame: Phas deg
Vector averaged cross-power spectrum Several baselines displayed
Timerange: 00/05:13:01 to 00/05:17:59

Plot file version 63 created 30-AUG-2023 08:37:03

J1100+1002 GM081D 1.UVDATA.1

Freq = 1.3435 GHz, Bw = 8.000 MH Calibrated with CL # 4 and BP # 1 (BP mode 1)

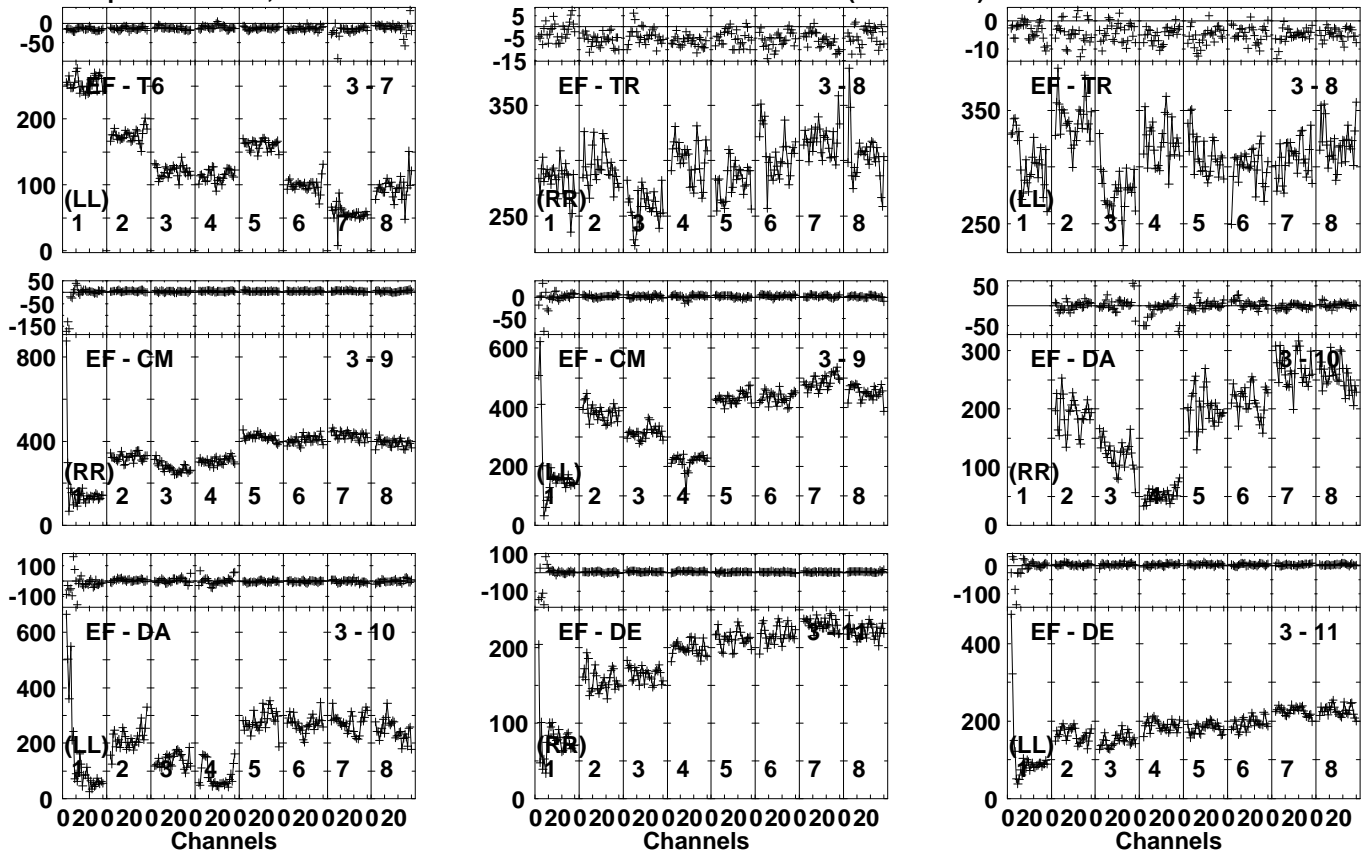


Lower frame: Milli Ampl Jy Top frame: Phas deg
Vector averaged cross-power spectrum Several baselines displayed
Timerange: 00/05:13:01 to 00/05:17:59

Plot file version 65 created 30-AUG-2023 08:37:07

J1103+1158 GM081D 1.UVDATA.1

Freq = 1.3435 GHz, Bw = 8.000 MH Calibrated with CL # 4 and BP # 1 (BP mode 1)

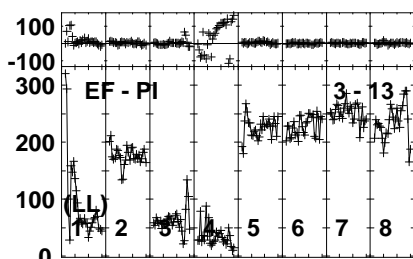
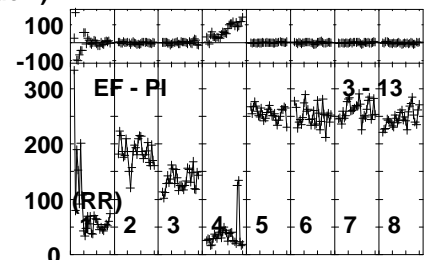
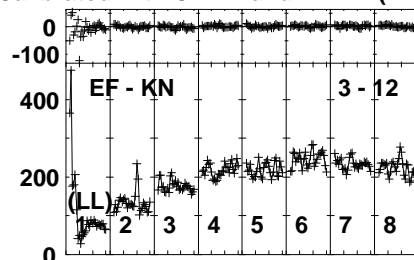
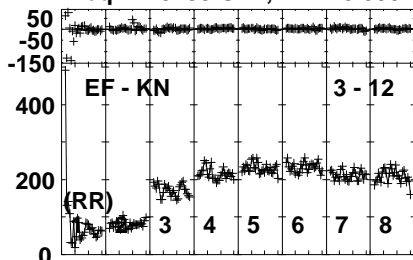


Lower frame: Milli Ampl Jy Top frame: Phas deg
Vector averaged cross-power spectrum Several baselines displayed
Timerange: 00/05:18:31 to 00/05:19:59

Plot file version 66 created 30-AUG-2023 08:37:08

J1103+1158 GM081D 1.UVDATA.1

Freq = 1.3435 GHz, Bw = 8.000 MH Calibrated with CL # 4 and BP # 1 (BP mode 1)

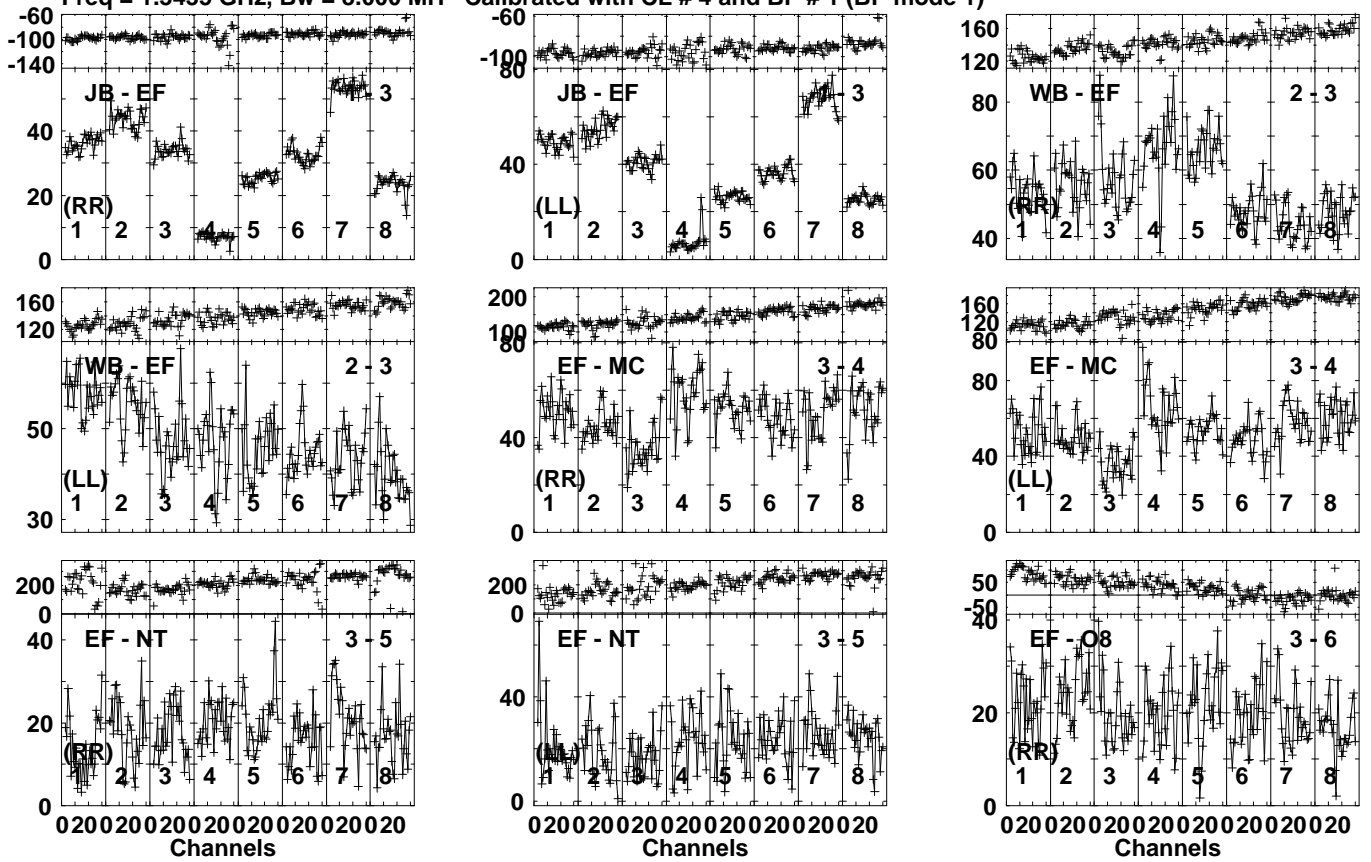


Lower frame: Milli Ampl Jy Top frame: Phas deg
Vector averaged cross-power spectrum Several baselines displayed
Timerange: 00/05:18:31 to 00/05:19:59

Plot file version 67 created 30-AUG-2023 08:37:10

J1100+1002 GM081D 1.UVDATA.1

Freq = 1.3435 GHz, Bw = 8.000 MH Calibrated with CL # 4 and BP # 1 (BP mode 1)

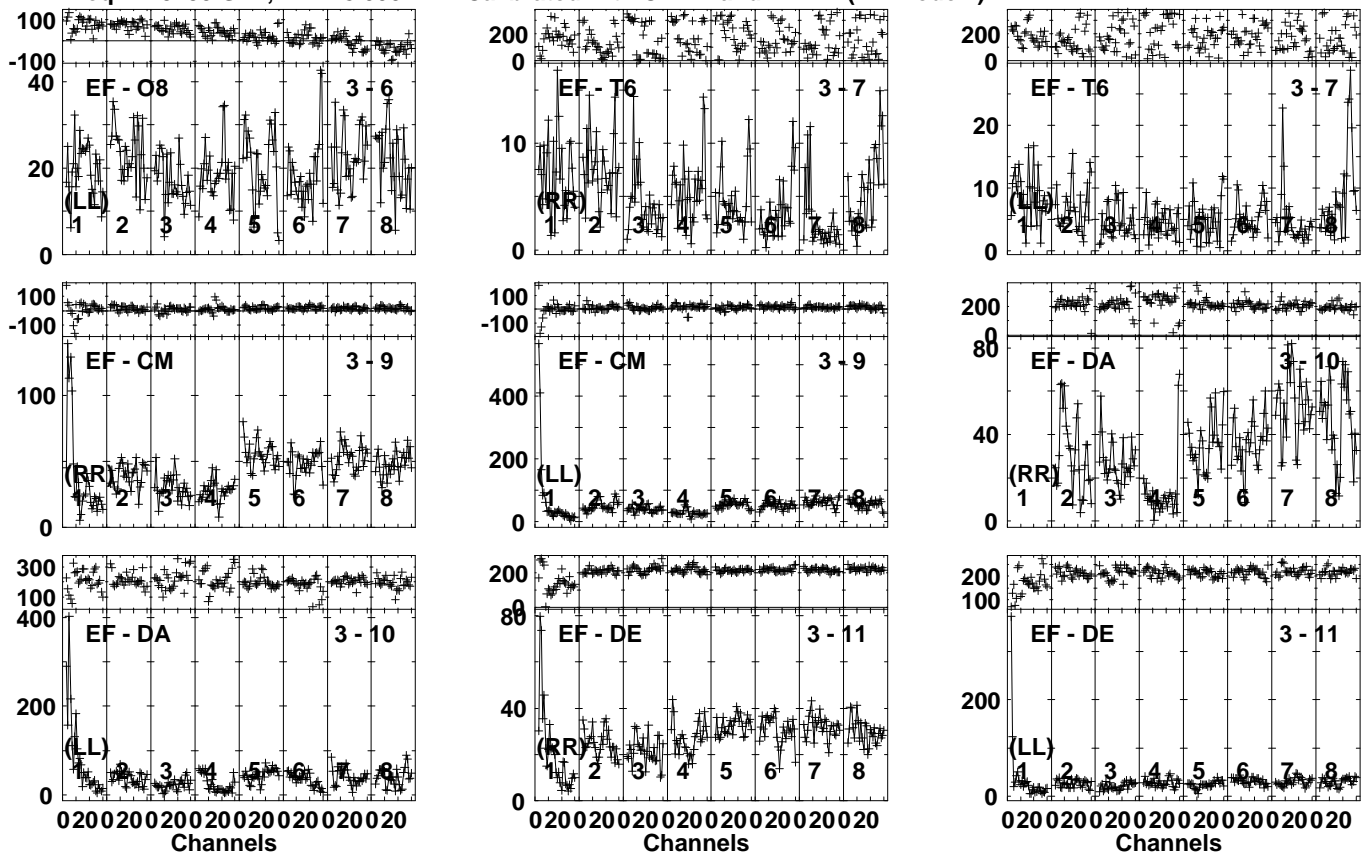


Lower frame: Milli Ampl Jy Top frame: Phas deg
Vector averaged cross-power spectrum Several baselines displayed
Timerange: 00/05:20:01 to 00/05:24:59

Plot file version 68 created 30-AUG-2023 08:37:11

J1100+1002 GM081D 1.UVDATA.1

Freq = 1.3435 GHz, Bw = 8.000 MH Calibrated with CL # 4 and BP # 1 (BP mode 1)

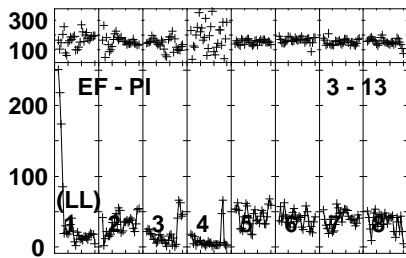
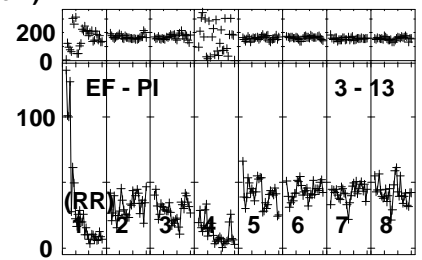
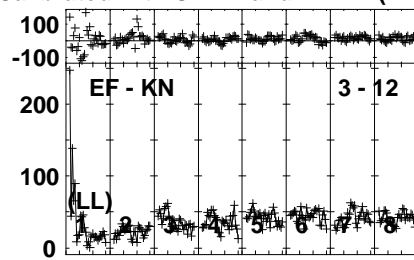
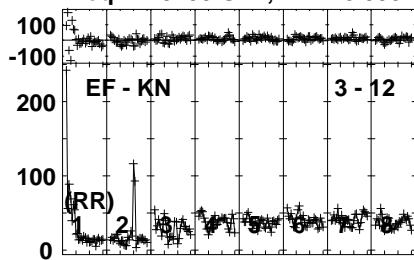


Lower frame: Milli Ampl Jy Top frame: Phas deg
Vector averaged cross-power spectrum Several baselines displayed
Timerange: 00/05:20:01 to 00/05:24:59

Plot file version 69 created 30-AUG-2023 08:37:11

J1100+1002 GM081D 1.UVDATA.1

Freq = 1.3435 GHz, Bw = 8.000 MH Calibrated with CL # 4 and BP # 1 (BP mode 1)

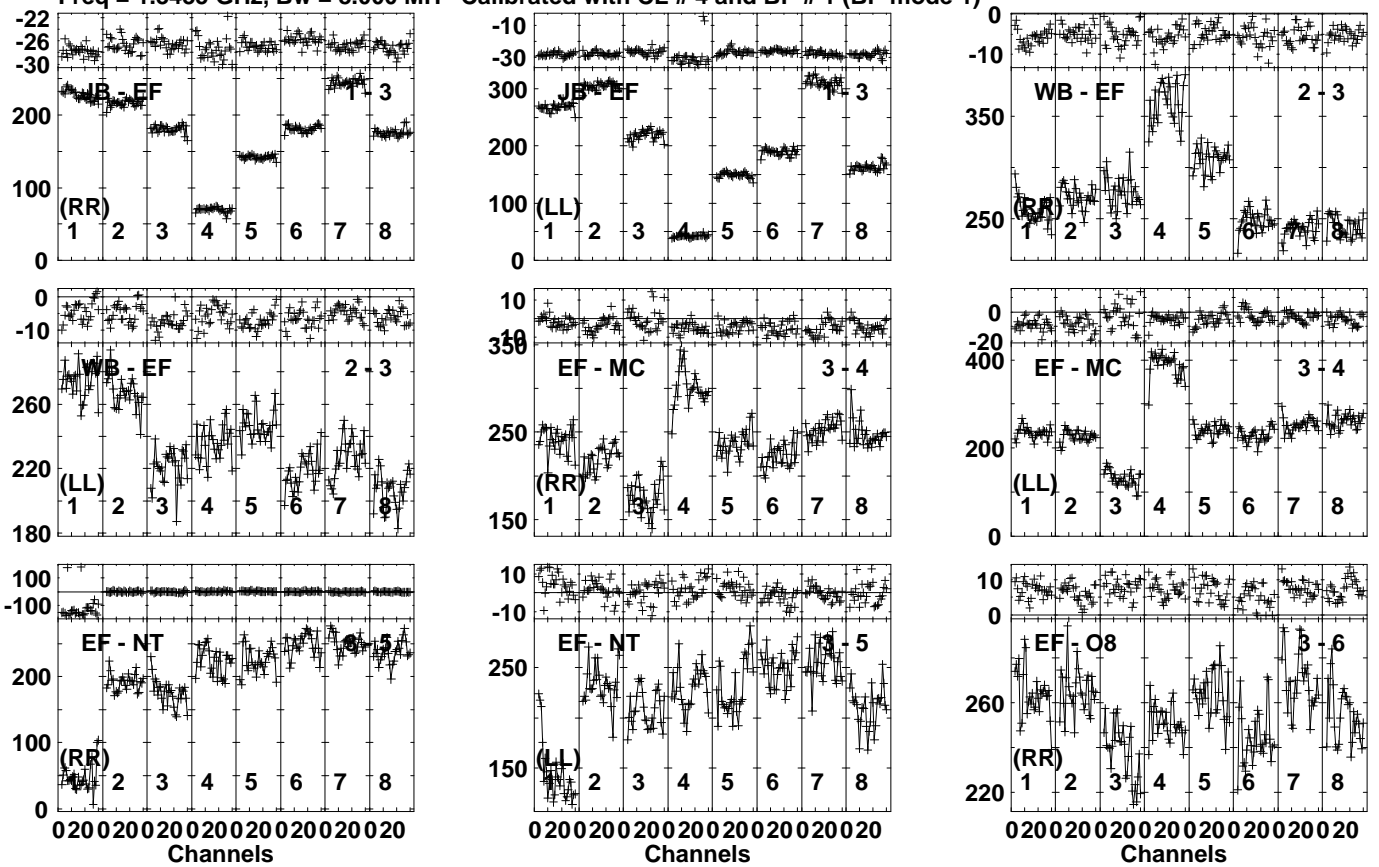


Lower frame: Milli Ampl Jy Top frame: Phas deg

Vector averaged cross-power spectrum Several baselines displayed

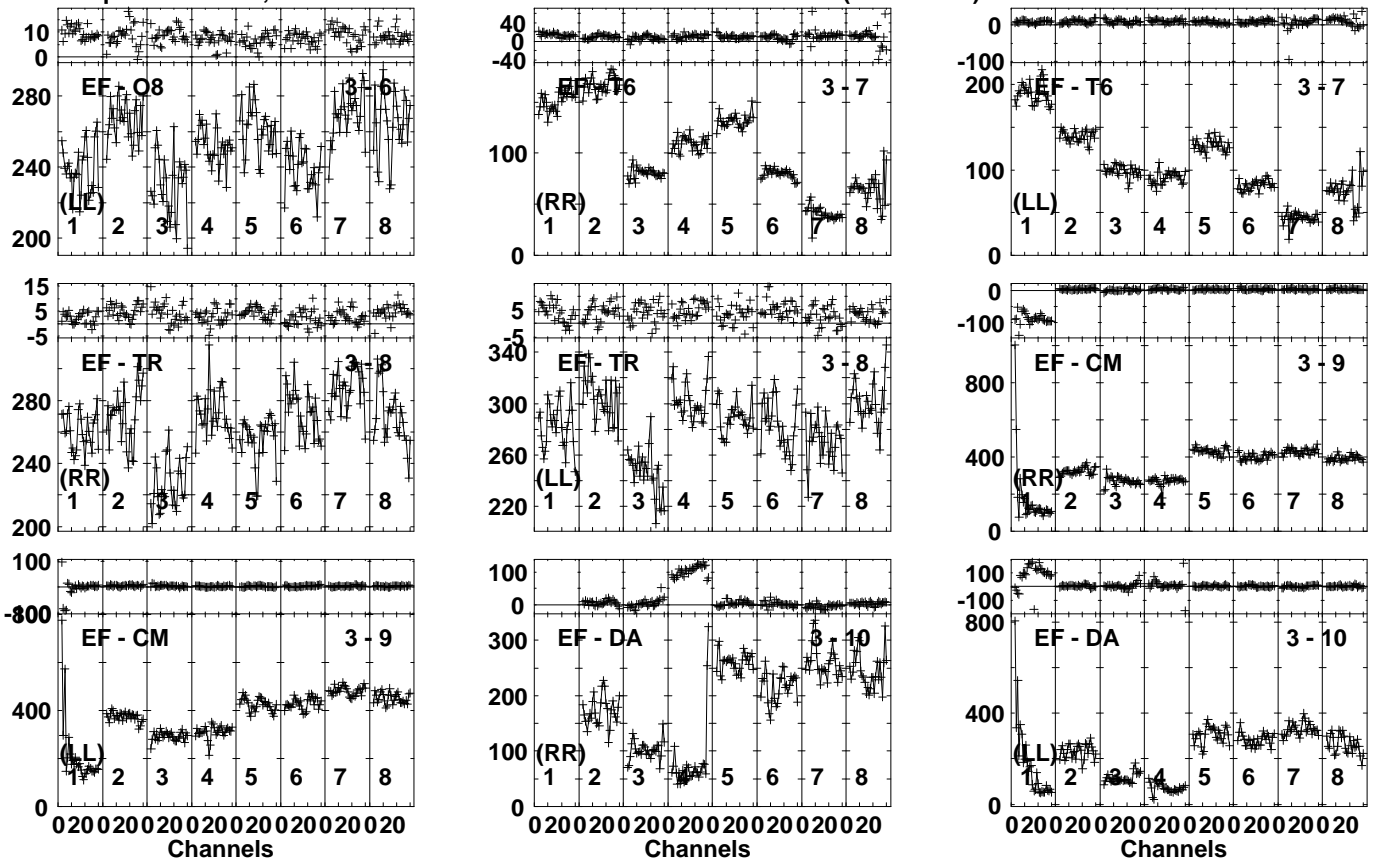
Timerange: 00/05:20:01 to 00/05:24:59

Plot file version 70 created 30-AUG-2023 08:37:14
 J1103+1158 GM081D 1.UVDATA.1
 Freq = 1.3435 GHz, Bw = 8.000 MH Calibrated with CL # 4 and BP # 1 (BP mode 1)



Lower frame: Milli Ampl Jy Top frame: Phas deg
 Vector averaged cross-power spectrum Several baselines displayed
 Timerange: 00/05:25:01 to 00/05:26:59

Plot file version 71 created 30-AUG-2023 08:37:15
 J1103+1158 GM081D 1.UVDATA.1
 Freq = 1.3435 GHz, Bw = 8.000 MH Calibrated with CL # 4 and BP # 1 (BP mode 1)

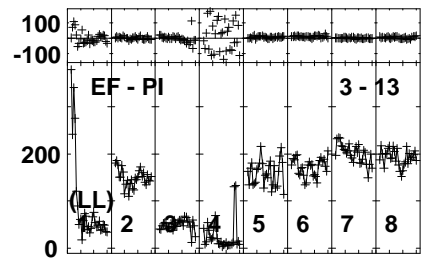
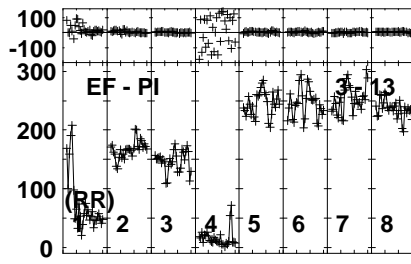
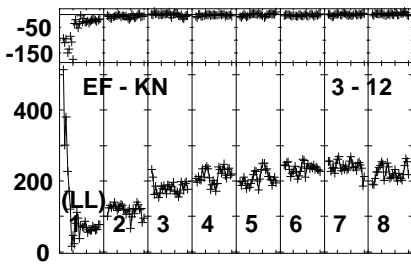
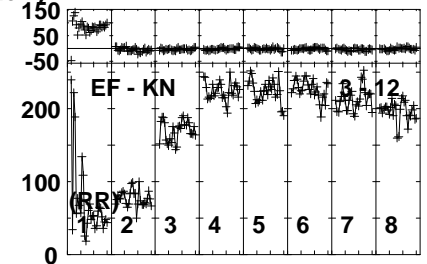
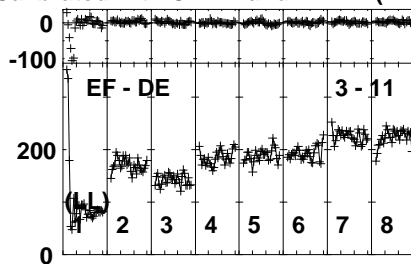
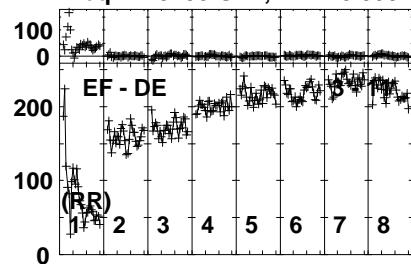


Lower frame: Milli Ampl Jy Top frame: Phas deg
 Vector averaged cross-power spectrum Several baselines displayed
 Timerange: 00/05:25:01 to 00/05:26:59

Plot file version 72 created 30-AUG-2023 08:37:16

J1103+1158 GM081D 1.UVDATA.1

Freq = 1.3435 GHz, Bw = 8.000 MH Calibrated with CL # 4 and BP # 1 (BP mode 1)

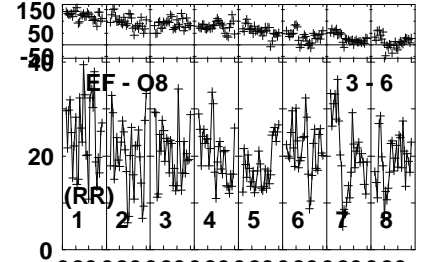
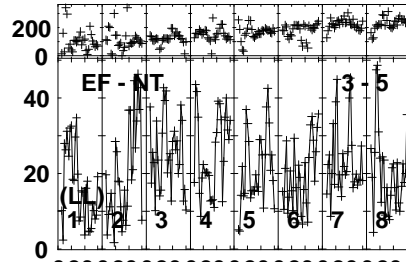
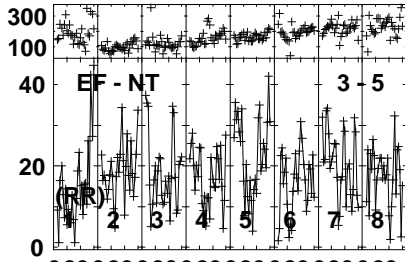
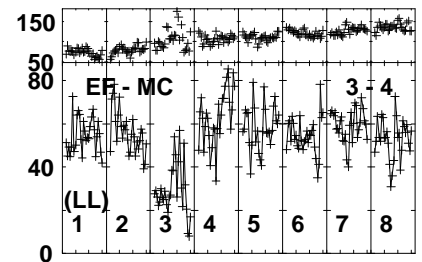
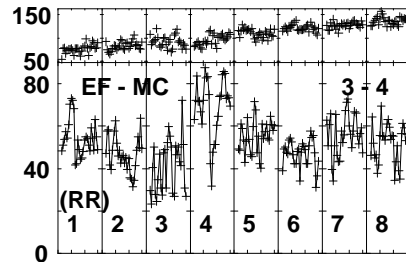
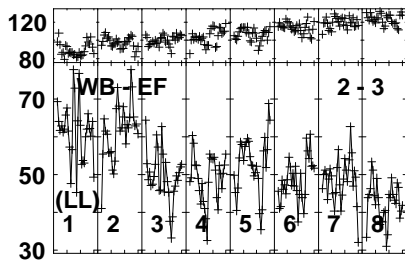
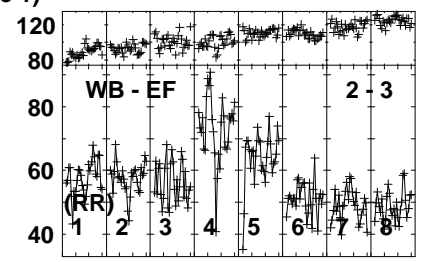
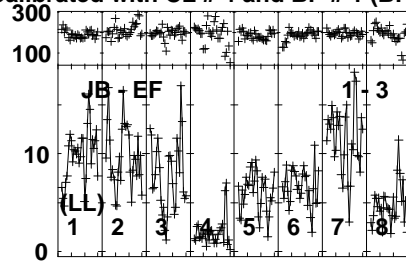
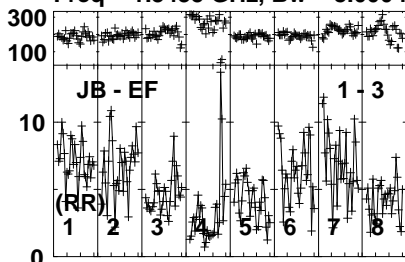


Lower frame: Milli Ampl Jy Top frame: Phas deg
Vector averaged cross-power spectrum Several baselines displayed
Timerange: 00/05:25:01 to 00/05:26:59

Plot file version 73 created 30-AUG-2023 08:37:19

J1100+1002 GM081D 1.UVDATA.1

Freq = 1.3435 GHz, Bw = 8.000 MH Calibrated with CL # 4 and BP # 1 (BP mode 1)

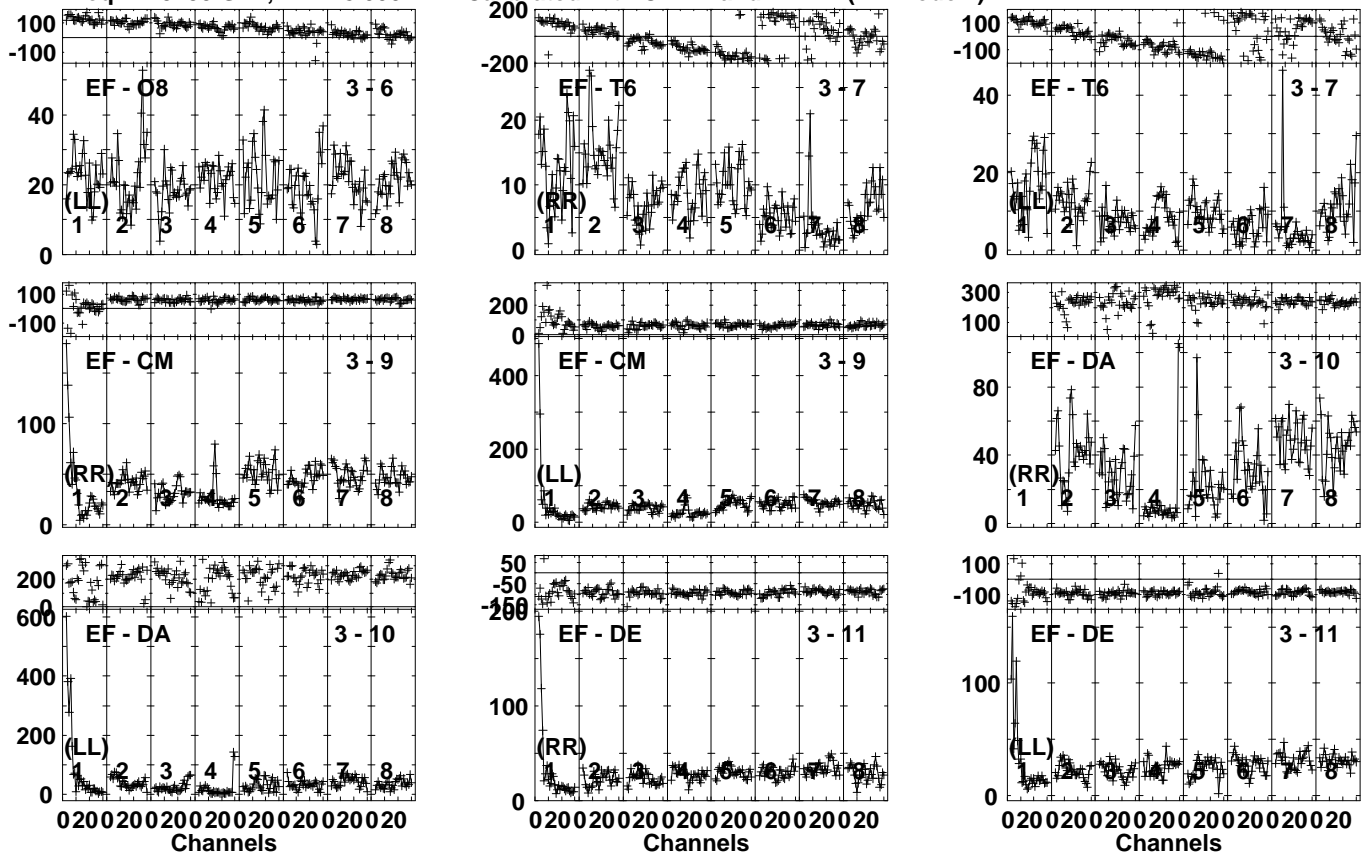


Lower frame: Milli Ampl Jy Top frame: Phas deg
Vector averaged cross-power spectrum Several baselines displayed
Timerange: 00/05:27:01 to 00/05:31:59

Plot file version 74 created 30-AUG-2023 08:37:19

J1100+1002 GM081D 1.UVDATA.1

Freq = 1.3435 GHz, Bw = 8.000 MH Calibrated with CL # 4 and BP # 1 (BP mode 1)

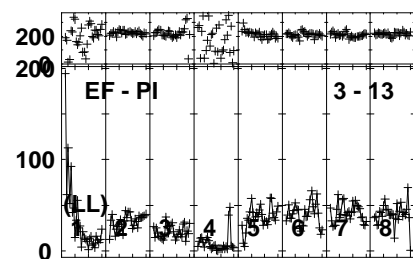
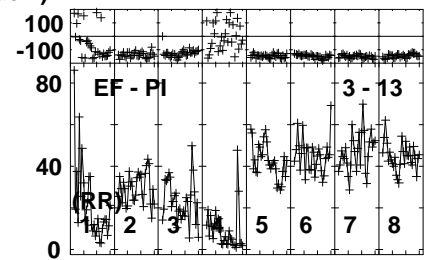
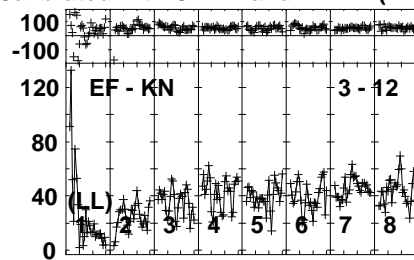
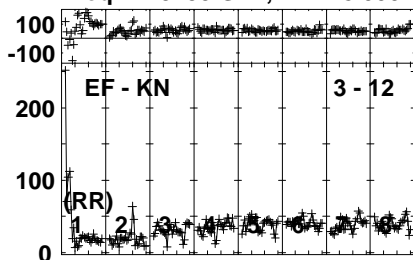


Lower frame: Milli Ampl Jy Top frame: Phas deg
Vector averaged cross-power spectrum Several baselines displayed
Timerange: 00/05:27:01 to 00/05:31:59

Plot file version 75 created 30-AUG-2023 08:37:20

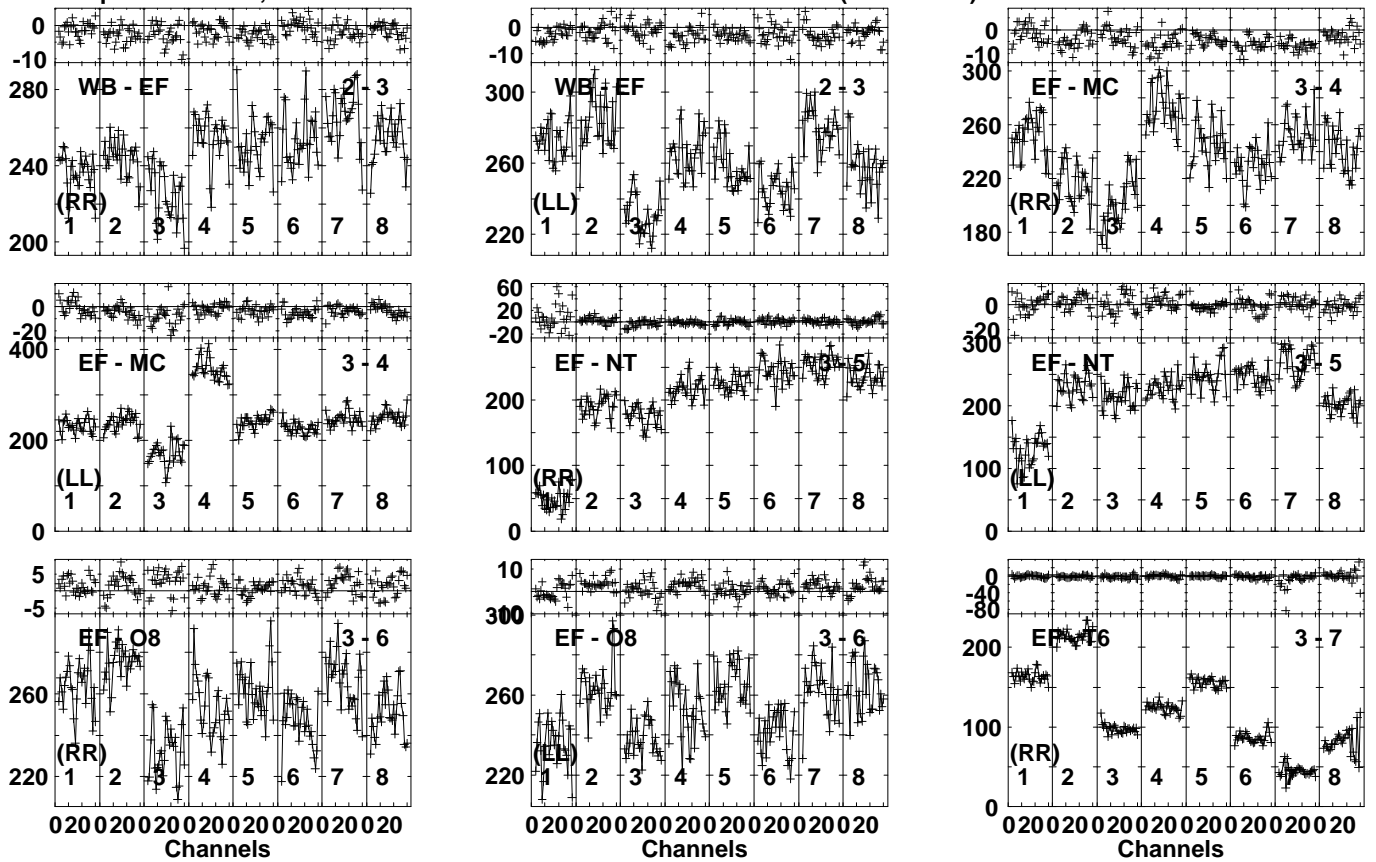
J1100+1002 GM081D 1.UVDATA.1

Freq = 1.3435 GHz, Bw = 8.000 MH Calibrated with CL # 4 and BP # 1 (BP mode 1)



Lower frame: Milli Ampl Jy Top frame: Phas deg
Vector averaged cross-power spectrum Several baselines displayed
Timerange: 00/05:27:01 to 00/05:31:59

Plot file version 76 created 30-AUG-2023 08:37:23
 J1103+1158 GM081D 1.UVDATA.1
 Freq = 1.3435 GHz, Bw = 8.000 MH Calibrated with CL # 4 and BP # 1 (BP mode 1)

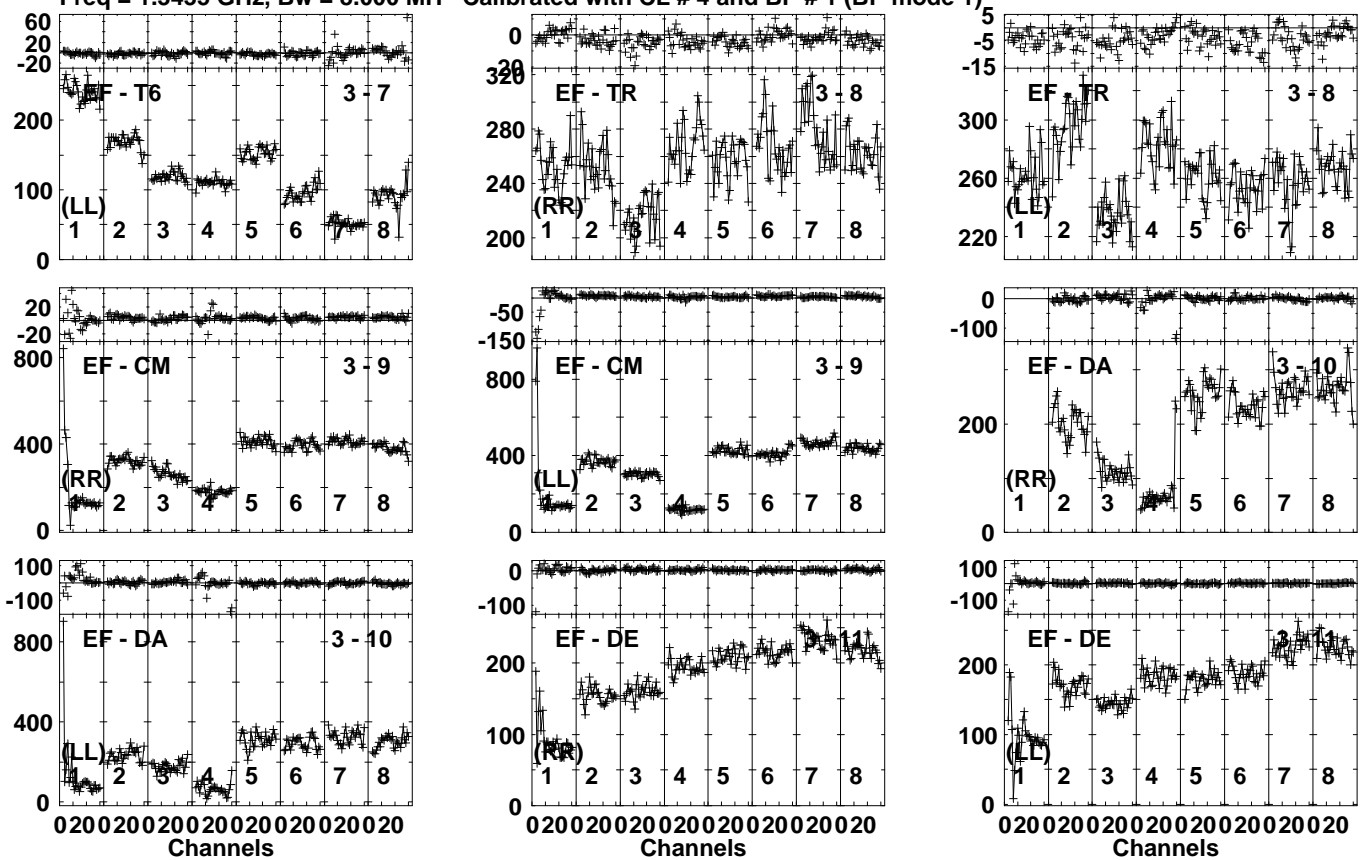


Lower frame: Milli Ampl Jy Top frame: Phas deg
 Vector averaged cross-power spectrum Several baselines displayed
 Timerange: 00/05:32:31 to 00/05:33:59

Plot file version 77 created 30-AUG-2023 08:37:23

J1103+1158 GM081D 1.UVDATA.1

Freq = 1.3435 GHz, Bw = 8.000 MH Calibrated with CL # 4 and BP # 1 (BP mode 1)

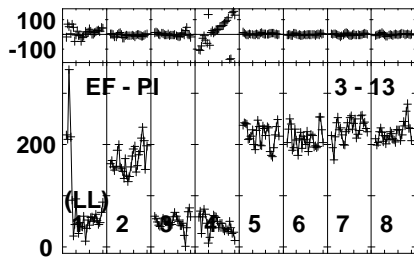
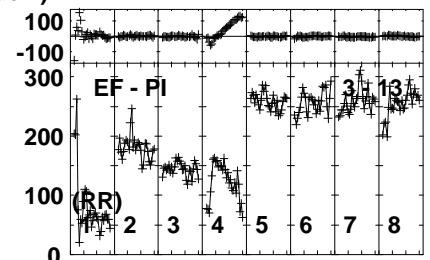
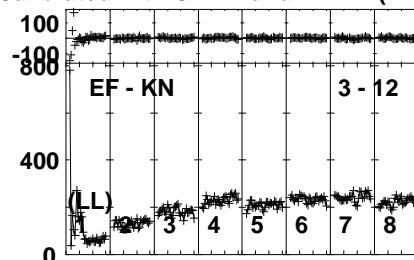
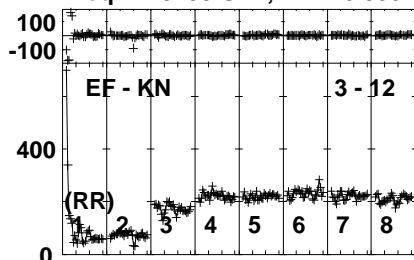


Lower frame: Milli Ampl Jy Top frame: Phas deg
Vector averaged cross-power spectrum Several baselines displayed
Timerange: 00/05:32:31 to 00/05:33:59

Plot file version 78 created 30-AUG-2023 08:37:24

J1103+1158 GM081D 1.UVDATA.1

Freq = 1.3435 GHz, Bw = 8.000 MH Calibrated with CL # 4 and BP # 1 (BP mode 1)

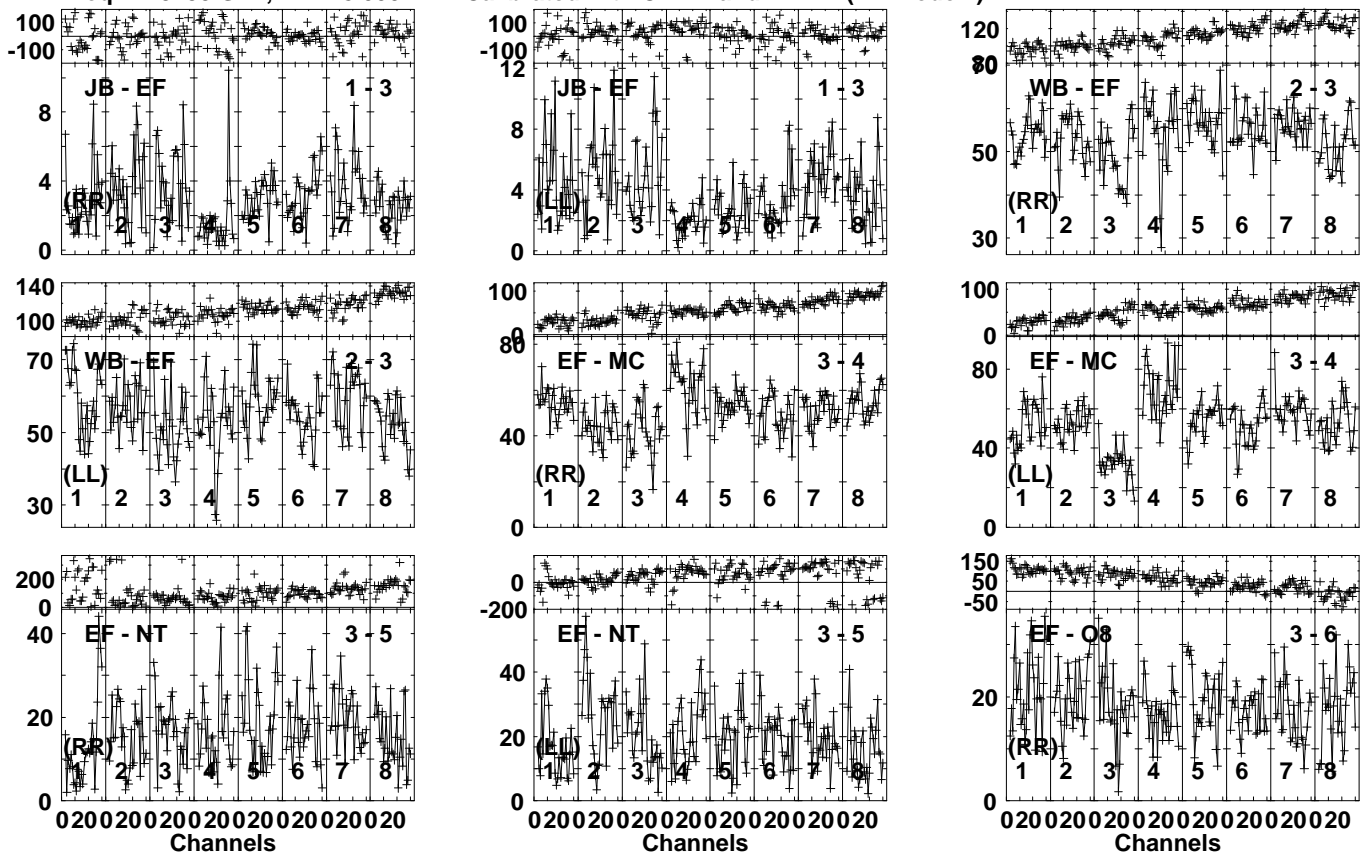


Lower frame: Milli Ampl Jy Top frame: Phas deg
Vector averaged cross-power spectrum Several baselines displayed
Timerange: 00/05:32:31 to 00/05:33:59

Plot file version 79 created 30-AUG-2023 08:37:26

J1100+1002 GM081D 1.UVDATA.1

Freq = 1.3435 GHz, Bw = 8.000 MH Calibrated with CL # 4 and BP # 1 (BP mode 1)

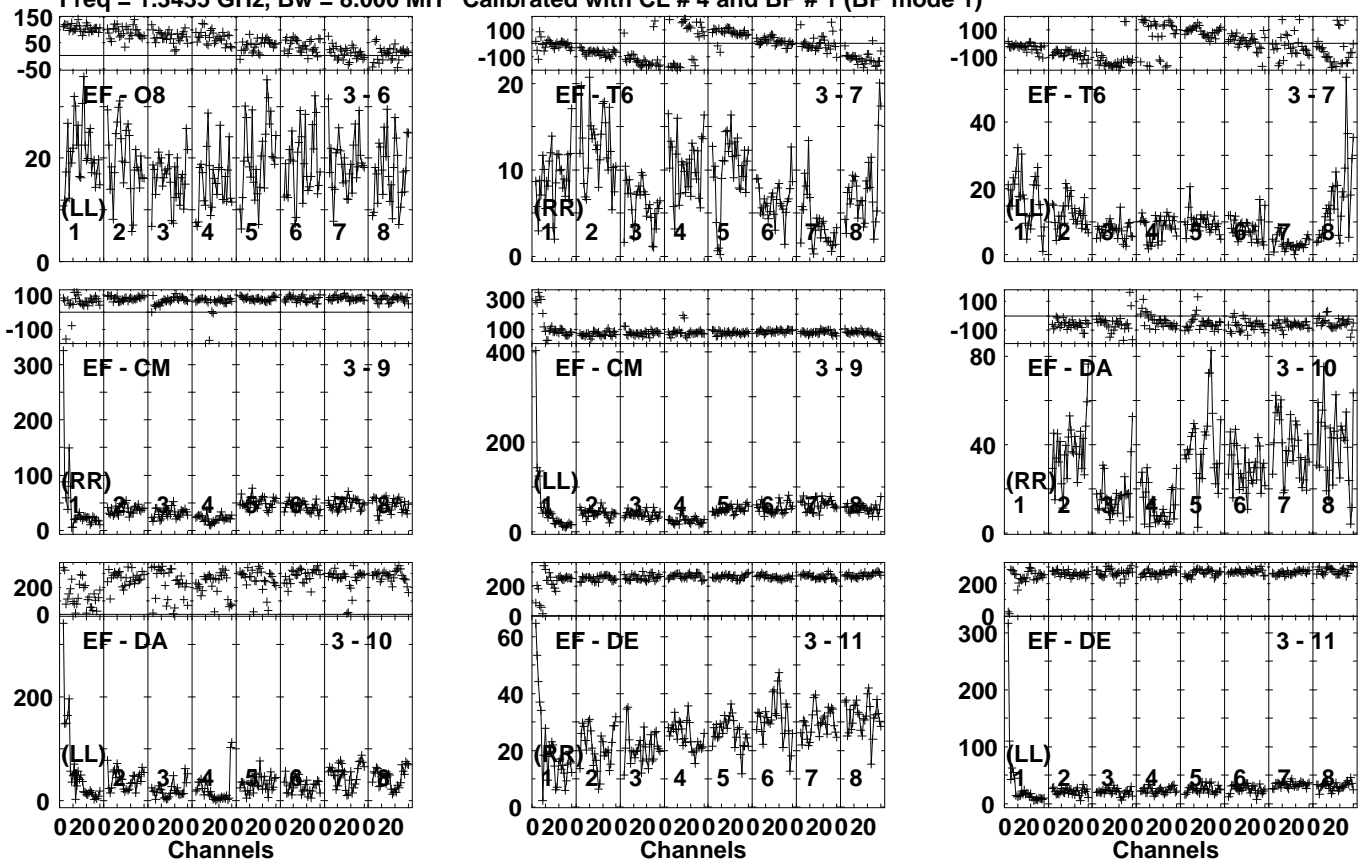


Lower frame: Milli Ampl Jy Top frame: Phas deg
Vector averaged cross-power spectrum Several baselines displayed
Timerange: 00/05:34:01 to 00/05:38:59

Plot file version 80 created 30-AUG-2023 08:37:27

J1100+1002 GM081D 1.UVDATA.1

Freq = 1.3435 GHz, Bw = 8.000 MH Calibrated with CL # 4 and BP # 1 (BP mode 1)

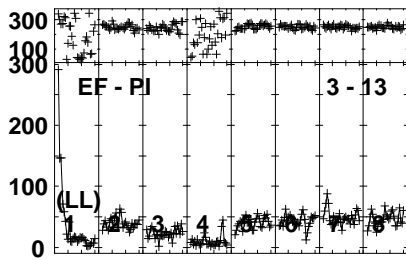
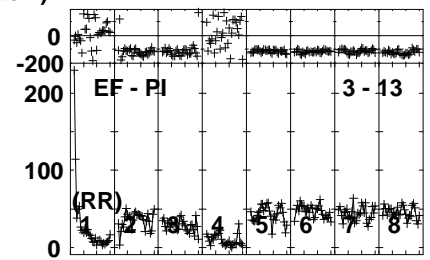
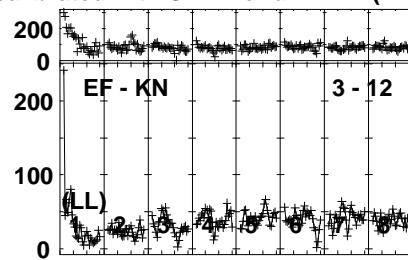
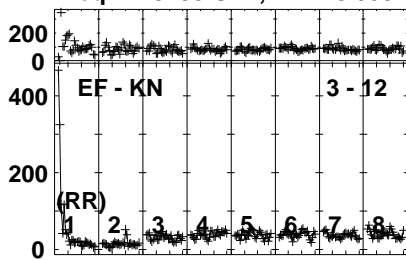


Lower frame: Milli Ampl Jy Top frame: Phas deg
Vector averaged cross-power spectrum Several baselines displayed
Timerange: 00/05:34:01 to 00/05:38:59

Plot file version 81 created 30-AUG-2023 08:37:28

J1100+1002 GM081D 1.UVDATA.1

Freq = 1.3435 GHz, Bw = 8.000 MH Calibrated with CL # 4 and BP # 1 (BP mode 1)

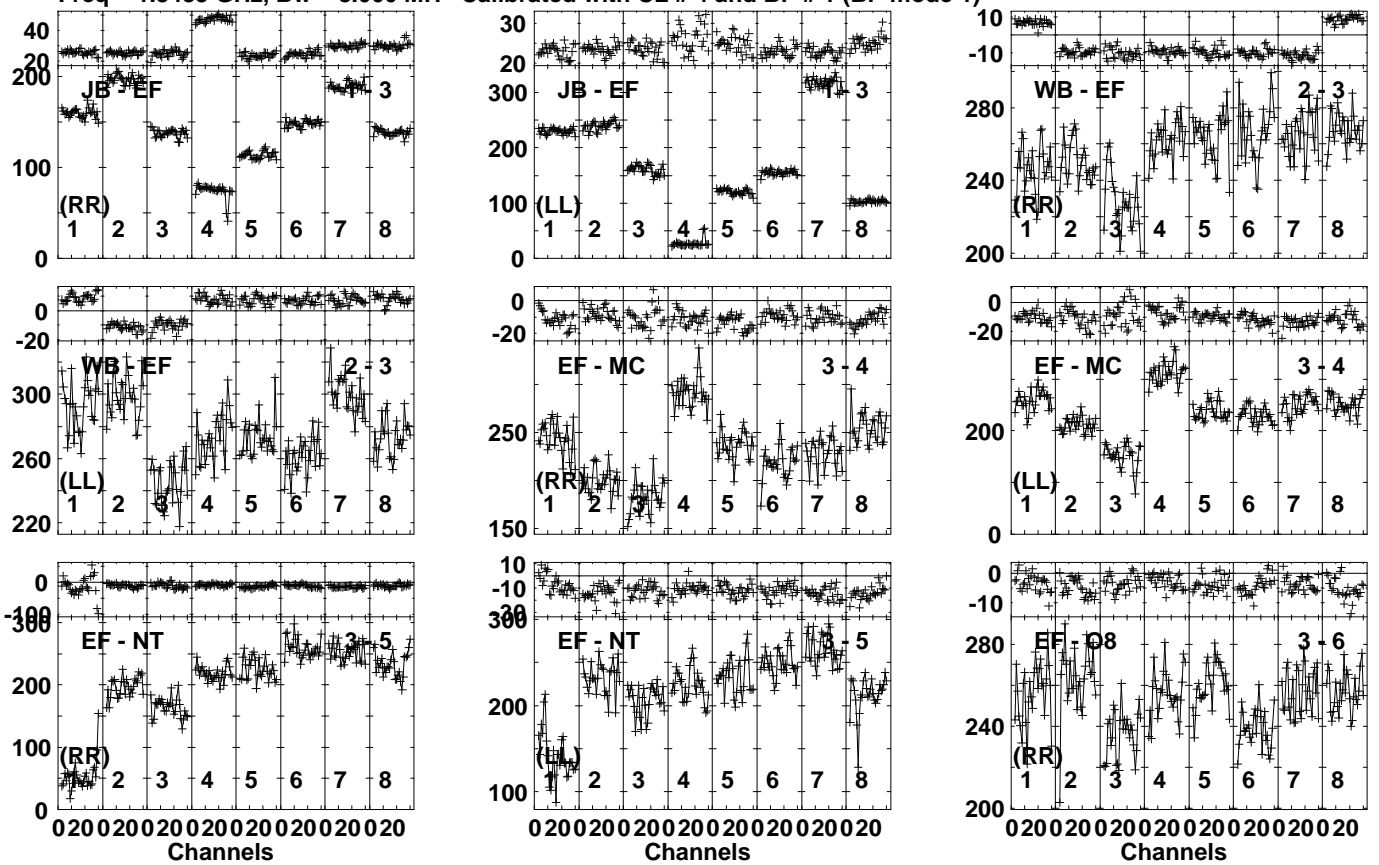


Lower frame: Milli Ampl Jy Top frame: Phas deg

Vector averaged cross-power spectrum Several baselines displayed

Timerange: 00/05:34:01 to 00/05:38:59

Plot file version 82 created 30-AUG-2023 08:37:31
 J1103+1158 GM081D 1.UVDATA.1
 Freq = 1.3435 GHz, Bw = 8.000 MH Calibrated with CL # 4 and BP # 1 (BP mode 1)

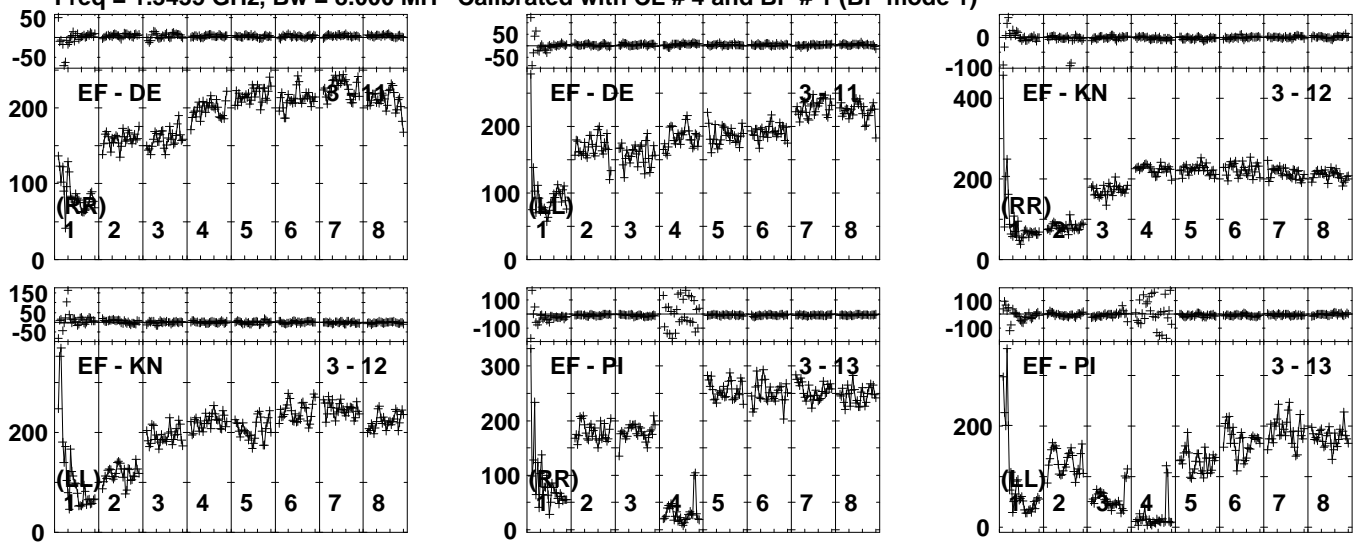


Lower frame: Milli Ampl Jy Top frame: Phas deg
 Vector averaged cross-power spectrum Several baselines displayed
 Timerange: 00/05:39:01 to 00/05:40:59

Plot file version 84 created 30-AUG-2023 08:37:32

J1103+1158 GM081D 1.UVDATA.1

Freq = 1.3435 GHz, Bw = 8.000 MH Calibrated with CL # 4 and BP # 1 (BP mode 1)



Lower frame: Milli Ampl Jy Top frame: Phas deg

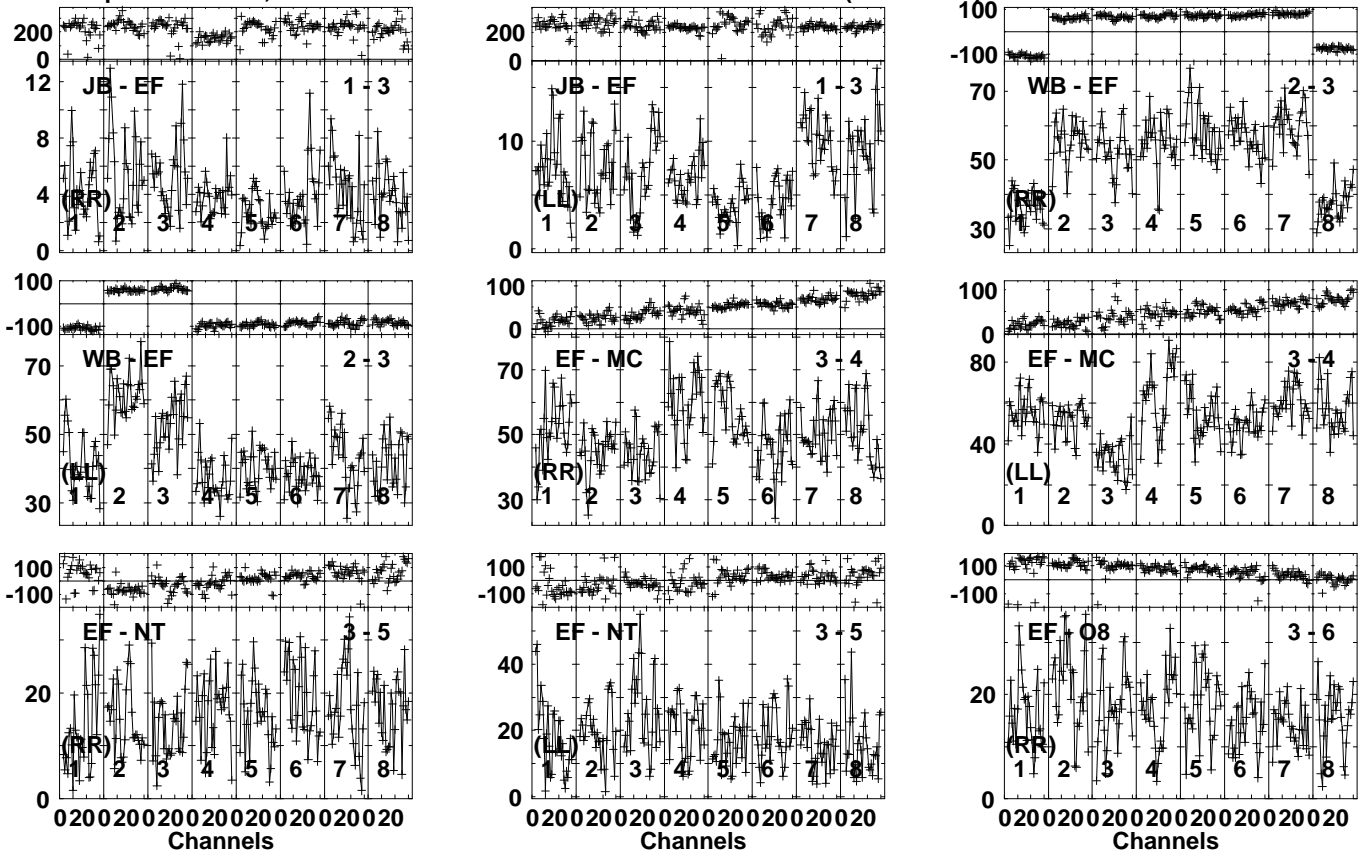
Vector averaged cross-power spectrum Several baselines displayed

Timerange: 00/05:39:01 to 00/05:40:59

Plot file version 85 created 30-AUG-2023 08:37:34

J1100+1002 GM081D 1.UVDATA.1

Freq = 1.3435 GHz, Bw = 8.000 MH Calibrated with CL # 4 and BP # 1 (BP mode 1)

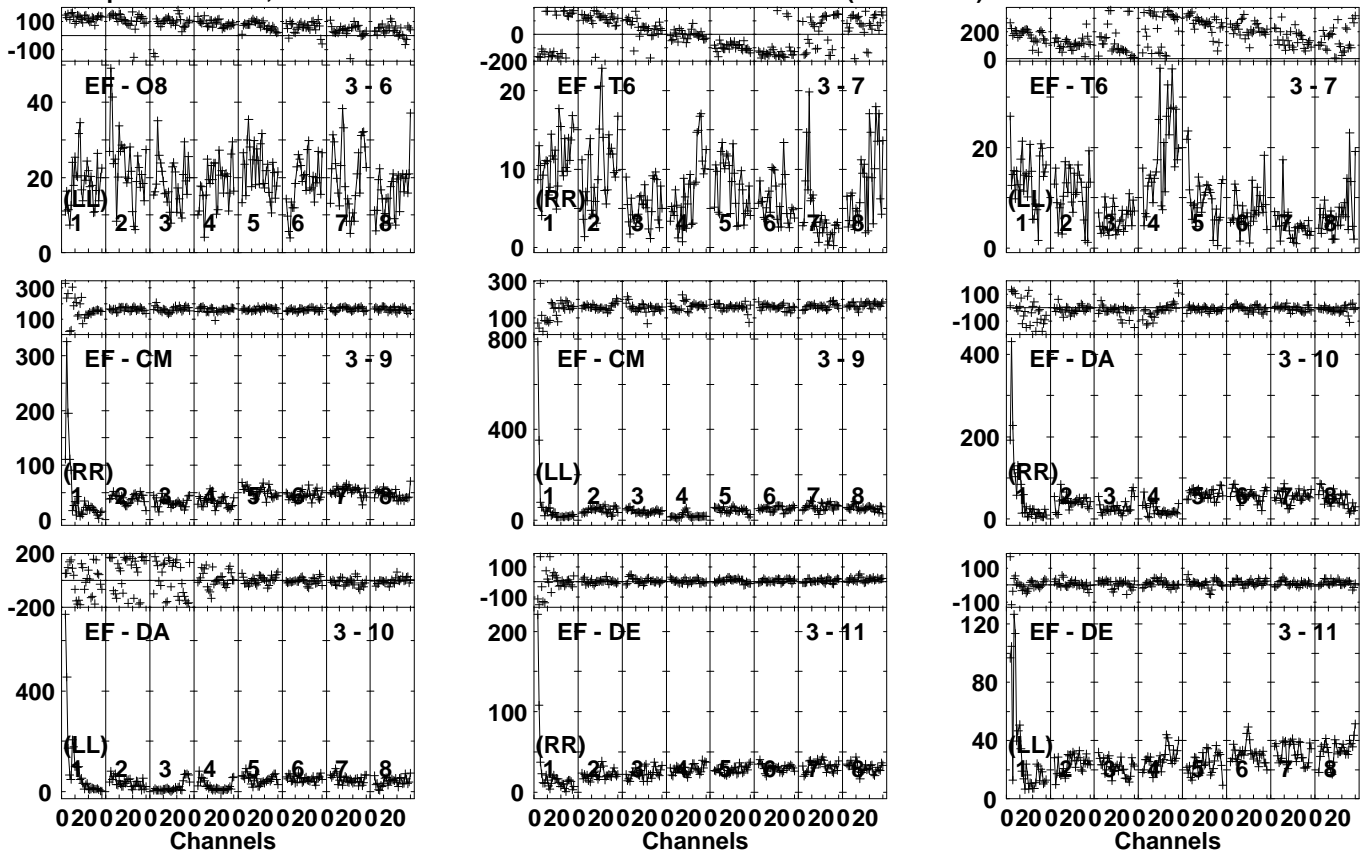


Lower frame: Milli Ampl Jy Top frame: Phas deg
Vector averaged cross-power spectrum Several baselines displayed
Timerange: 00/05:41:01 to 00/05:45:59

Plot file version 86 created 30-AUG-2023 08:37:35

J1100+1002 GM081D 1.UVDATA.1

Freq = 1.3435 GHz, Bw = 8.000 MH Calibrated with CL # 4 and BP # 1 (BP mode 1)

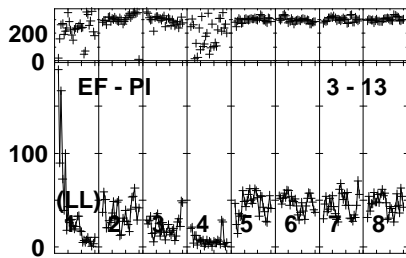
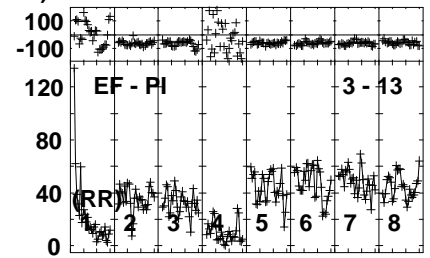
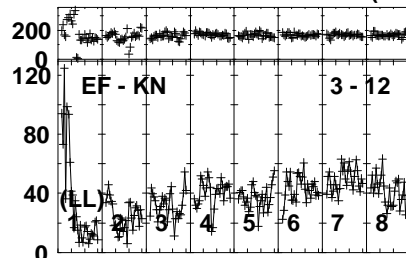
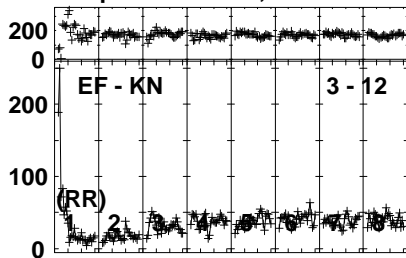


Lower frame: Milli Ampl Jy Top frame: Phas deg
Vector averaged cross-power spectrum Several baselines displayed
Timerange: 00/05:41:01 to 00/05:45:59

Plot file version 87 created 30-AUG-2023 08:37:35

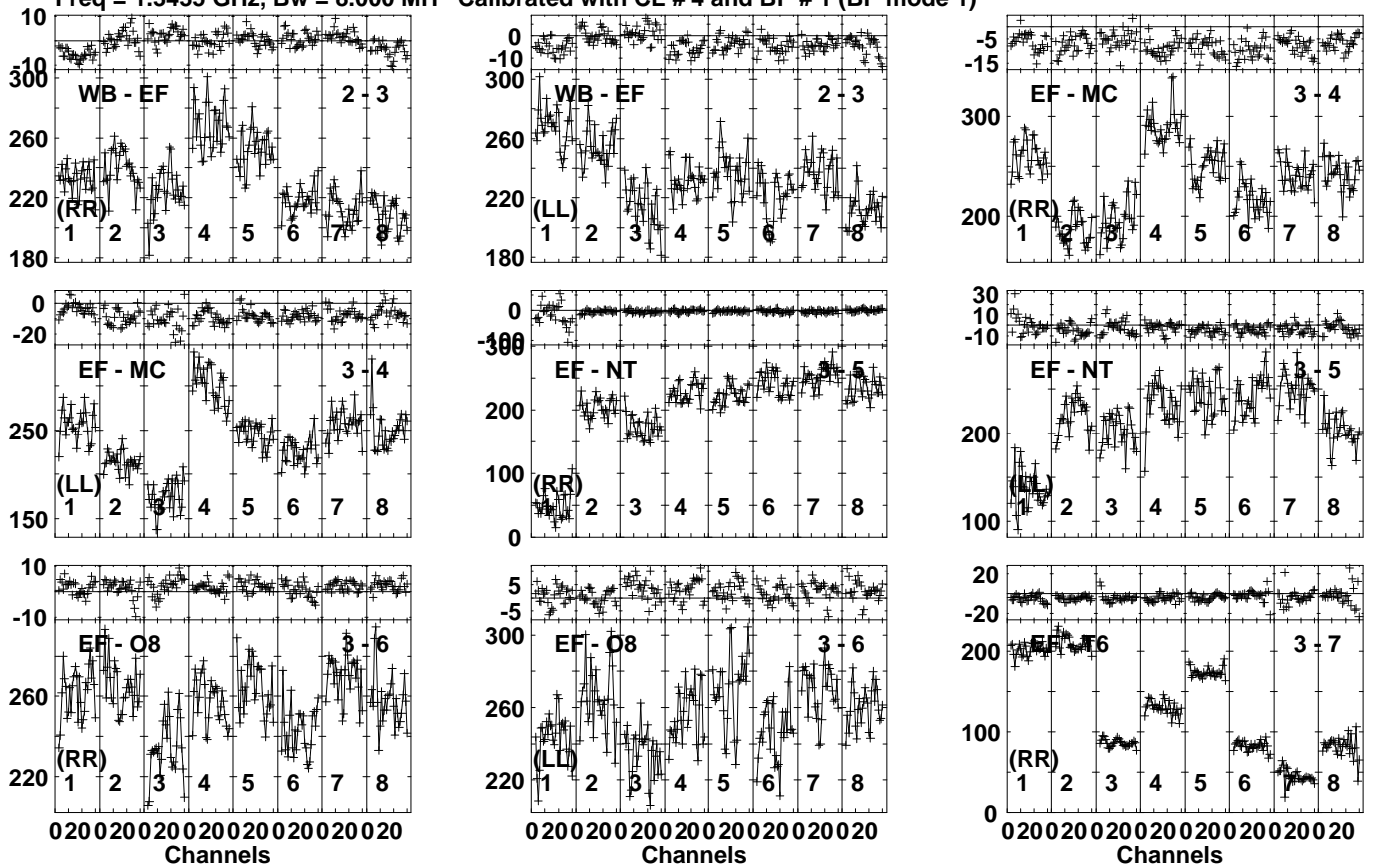
J1100+1002 GM081D 1.UVDATA.1

Freq = 1.3435 GHz, Bw = 8.000 MH Calibrated with CL # 4 and BP # 1 (BP mode 1)



Lower frame: Milli Ampl Jy Top frame: Phas deg
Vector averaged cross-power spectrum Several baselines displayed
Timerange: 00/05:41:01 to 00/05:45:59

Plot file version 88 created 30-AUG-2023 08:37:39
 J1103+1158 GM081D 1.UVDATA.1
 Freq = 1.3435 GHz, Bw = 8.000 MH Calibrated with CL # 4 and BP # 1 (BP mode 1)

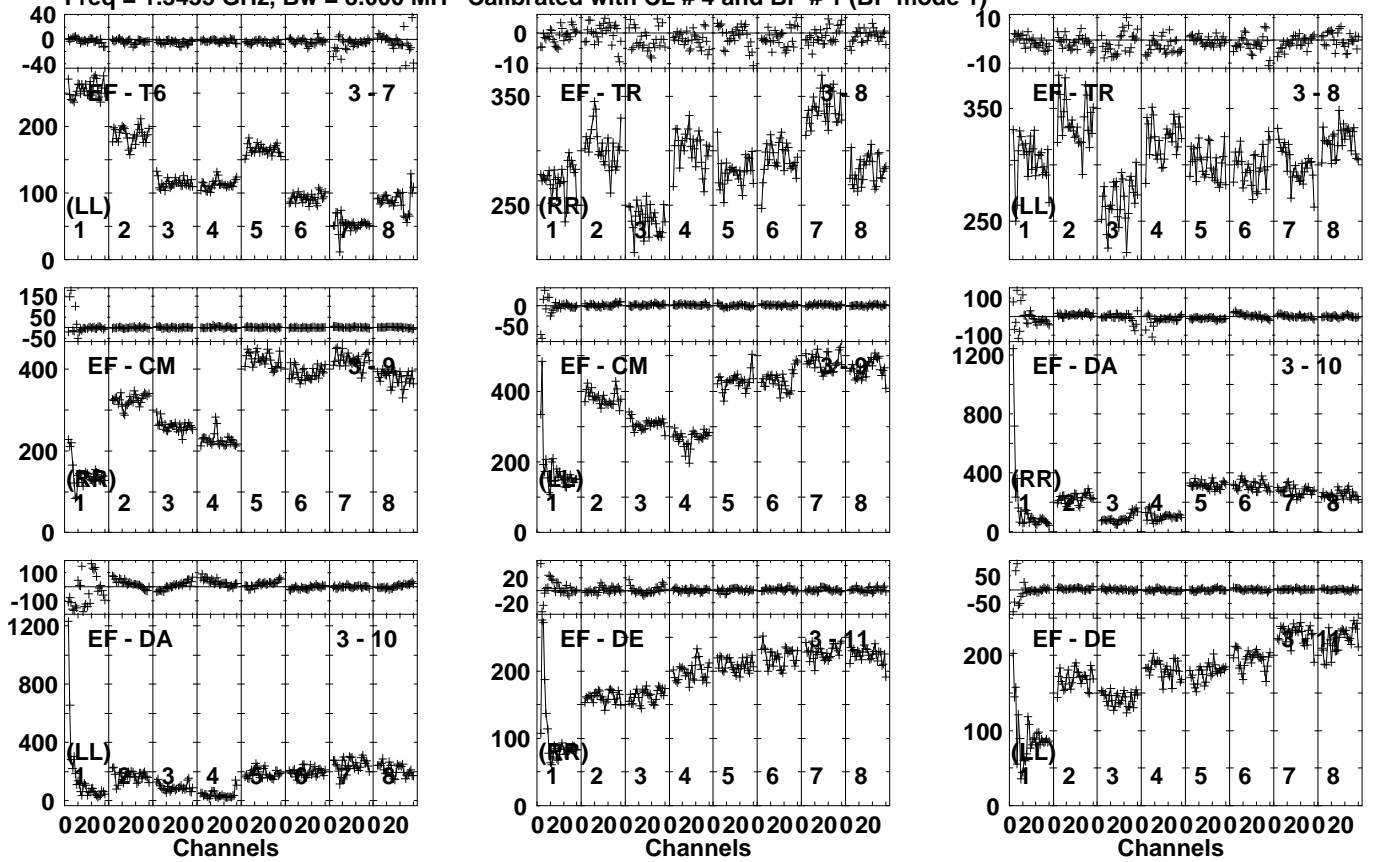


Lower frame: Milli Ampl Jy Top frame: Phas deg
 Vector averaged cross-power spectrum Several baselines displayed
 Timerange: 00/05:46:31 to 00/05:47:59

Plot file version 89 created 30-AUG-2023 08:37:39

J1103+1158 GM081D 1.UVDATA.1

Freq = 1.3435 GHz, Bw = 8.000 MH Calibrated with CL # 4 and BP # 1 (BP mode 1)

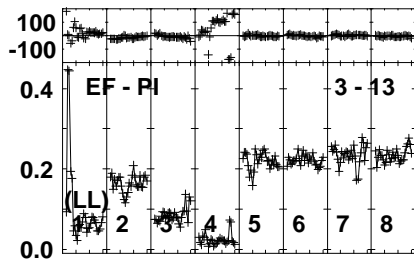
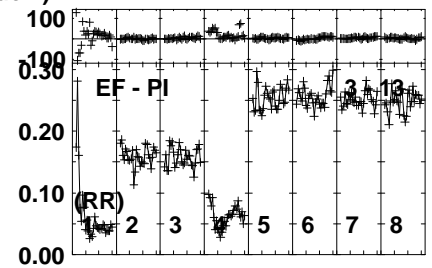
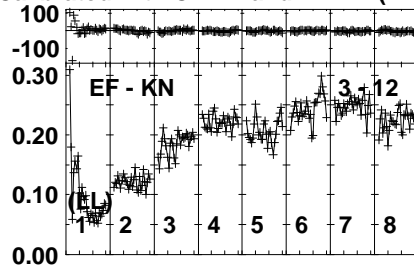
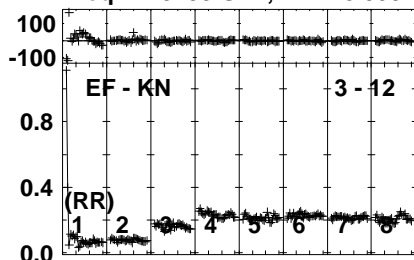


Lower frame: Milli Ampl Jy Top frame: Phas deg
Vector averaged cross-power spectrum Several baselines displayed
Timerange: 00/05:46:31 to 00/05:47:59

Plot file version 90 created 30-AUG-2023 08:37:40

J1103+1158 GM081D 1.UVDATA.1

Freq = 1.3435 GHz, Bw = 8.000 MH Calibrated with CL # 4 and BP # 1 (BP mode 1)

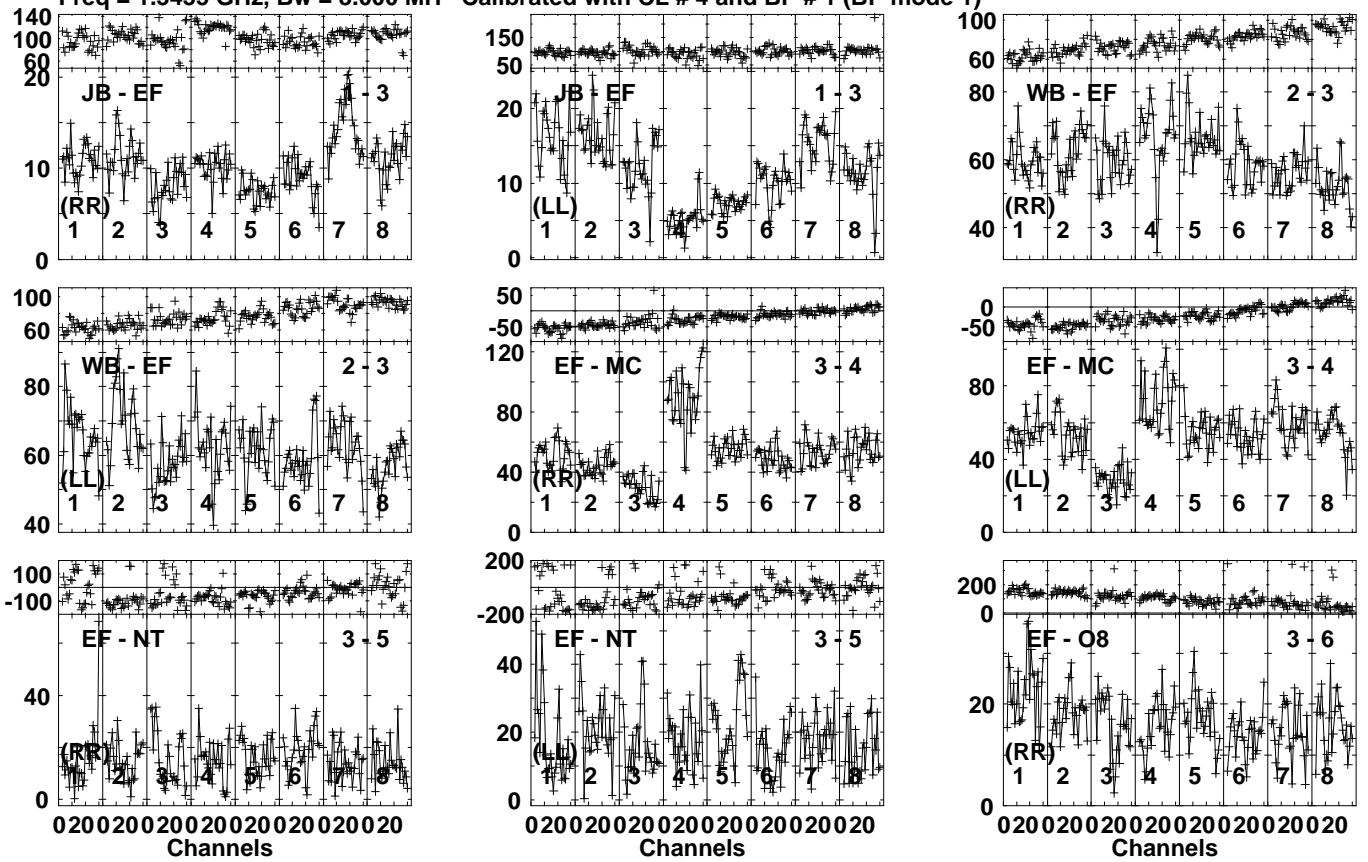


Lower frame: Ampl Jy Top frame: Phas deg
Vector averaged cross-power spectrum Several baselines displayed
Timerange: 00/05:46:31 to 00/05:47:59

Plot file version 91 created 30-AUG-2023 08:37:43

J1100+1002 GM081D 1.UVDATA.1

Freq = 1.3435 GHz, Bw = 8.000 MH Calibrated with CL # 4 and BP # 1 (BP mode 1)

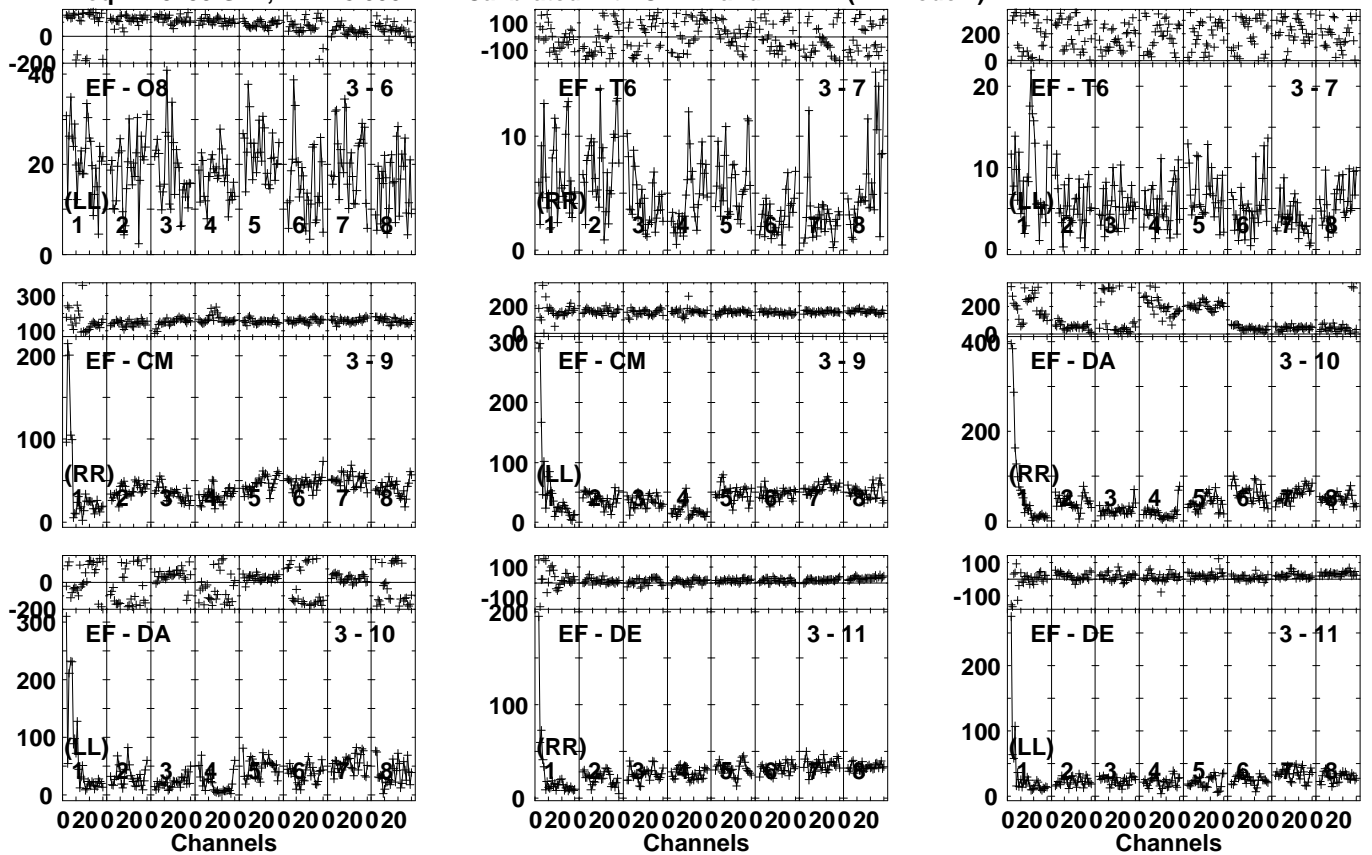


Lower frame: Milli Ampl Jy Top frame: Phas deg
Vector averaged cross-power spectrum Several baselines displayed
Timerange: 00/05:48:01 to 00/05:52:59

Plot file version 92 created 30-AUG-2023 08:37:43

J1100+1002 GM081D 1.UVDATA.1

Freq = 1.3435 GHz, Bw = 8.000 MH Calibrated with CL # 4 and BP # 1 (BP mode 1)

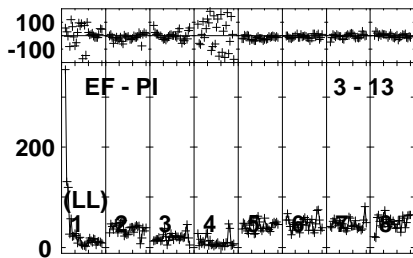
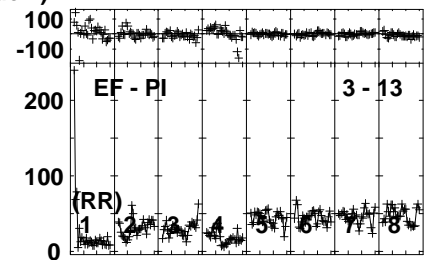
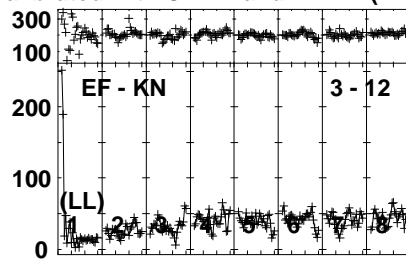
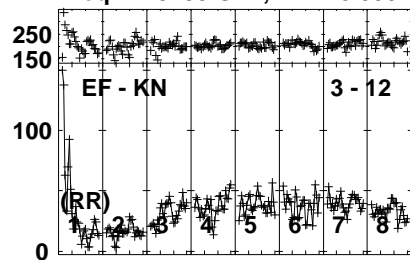


Lower frame: Milli Ampl Jy Top frame: Phas deg
Vector averaged cross-power spectrum Several baselines displayed
Timerange: 00/05:48:01 to 00/05:52:59

Plot file version 93 created 30-AUG-2023 08:37:44

J1100+1002 GM081D 1.UVDATA.1

Freq = 1.3435 GHz, Bw = 8.000 MH Calibrated with CL # 4 and BP # 1 (BP mode 1)

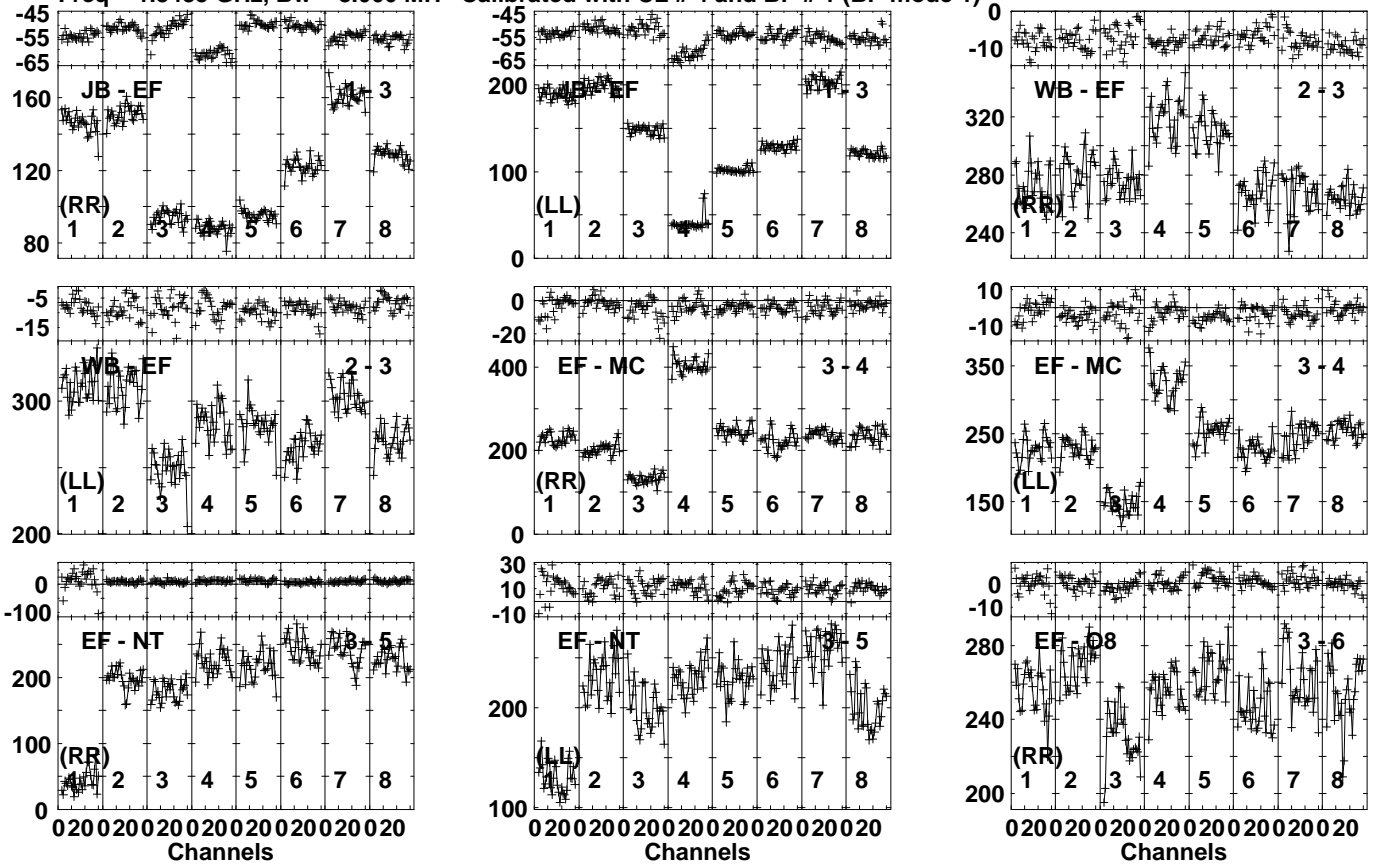


Lower frame: Milli Ampl Jy Top frame: Phas deg
Vector averaged cross-power spectrum Several baselines displayed
Timerange: 00/05:48:01 to 00/05:52:59

Plot file version 94 created 30-AUG-2023 08:37:47

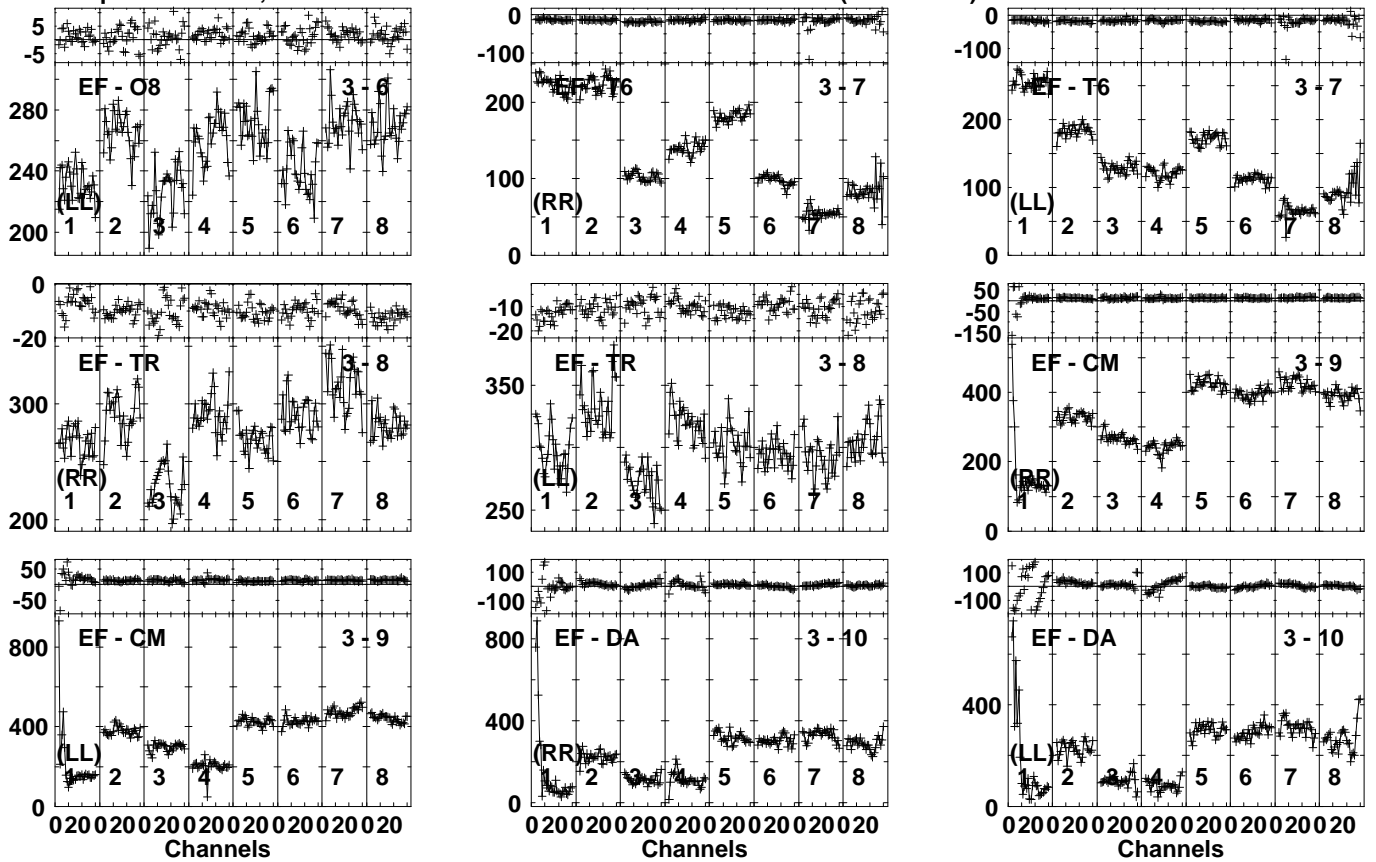
J1103+1158 GM081D 1.UVDATA.1

Freq = 1.3435 GHz, Bw = 8.000 MH Calibrated with CL # 4 and BP # 1 (BP mode 1)



Lower frame: Milli Ampl Jy Top frame: Phas deg
 Vector averaged cross-power spectrum Several baselines displayed
 Timerange: 00/05:53:01 to 00/05:54:59

Plot file version 95 created 30-AUG-2023 08:37:47
 J1103+1158 GM081D 1.UVDATA.1
 Freq = 1.3435 GHz, Bw = 8.000 MH Calibrated with CL # 4 and BP # 1 (BP mode 1)

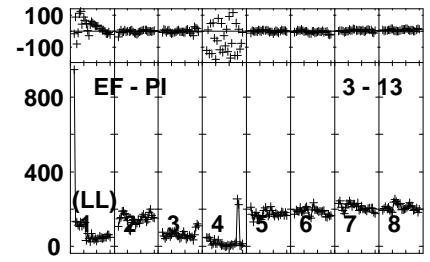
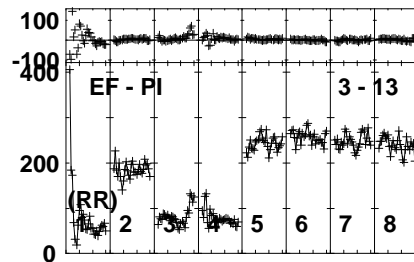
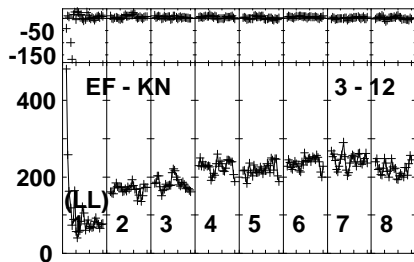
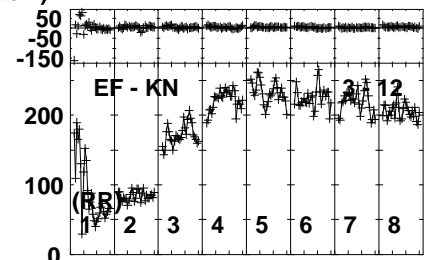
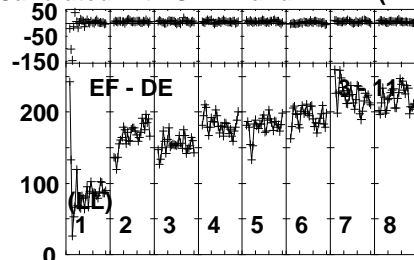
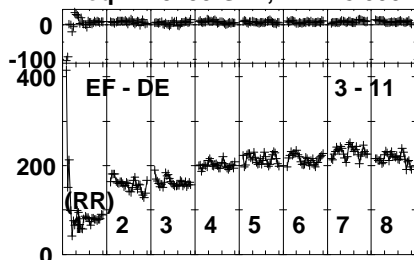


Lower frame: Milli Ampl Jy Top frame: Phas deg
 Vector averaged cross-power spectrum Several baselines displayed
 Timerange: 00/05:53:01 to 00/05:54:59

Plot file version 96 created 30-AUG-2023 08:37:48

J1103+1158 GM081D 1.UVDATA.1

Freq = 1.3435 GHz, Bw = 8.000 MH Calibrated with CL # 4 and BP # 1 (BP mode 1)

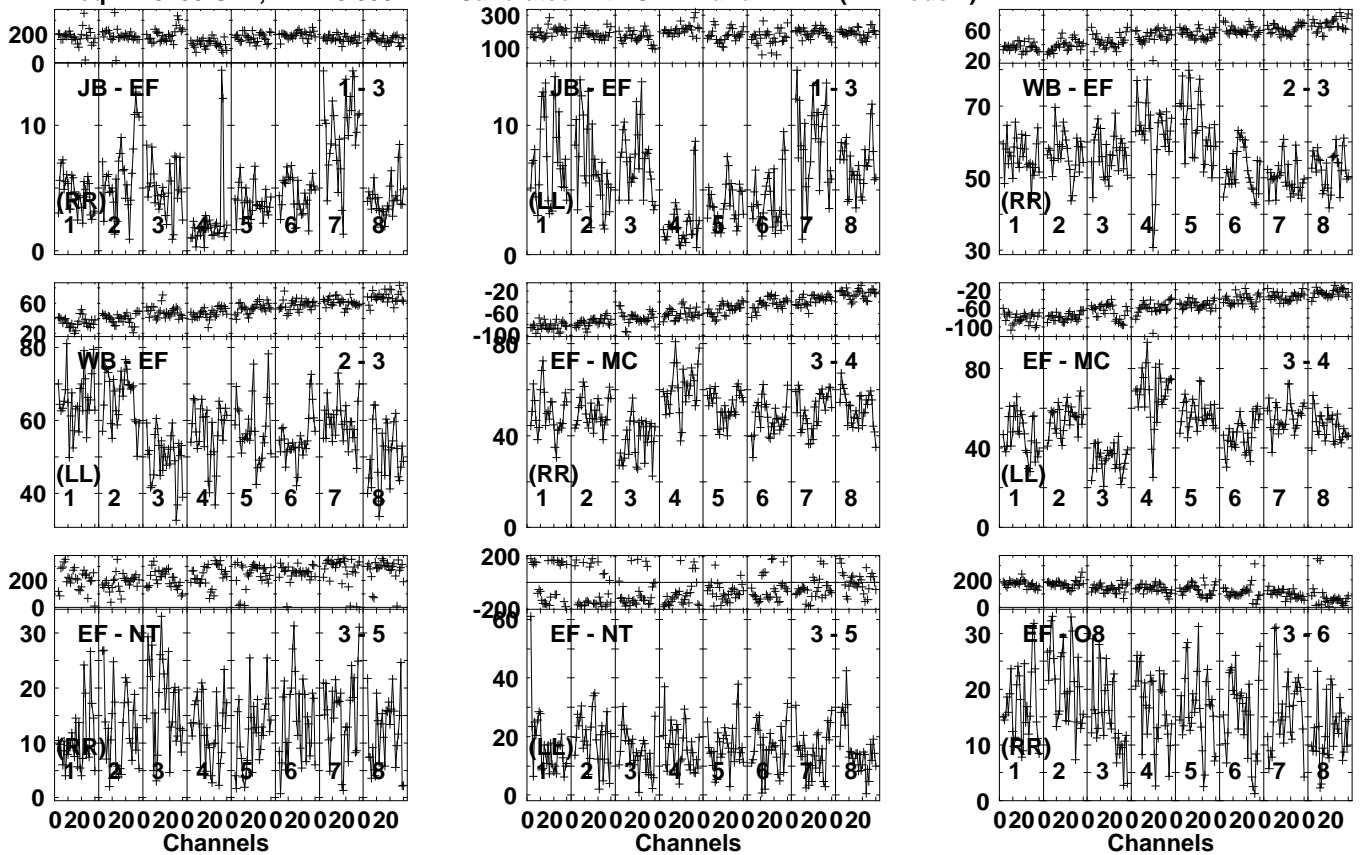


Lower frame: Milli Ampl Jy Top frame: Phas deg
Vector averaged cross-power spectrum Several baselines displayed
Timerange: 00/05:53:01 to 00/05:54:59

Plot file version 97 created 30-AUG-2023 08:37:51

J1100+1002 GM081D 1.UVDATA.1

Freq = 1.3435 GHz, Bw = 8.000 MH Calibrated with CL # 4 and BP # 1 (BP mode 1)

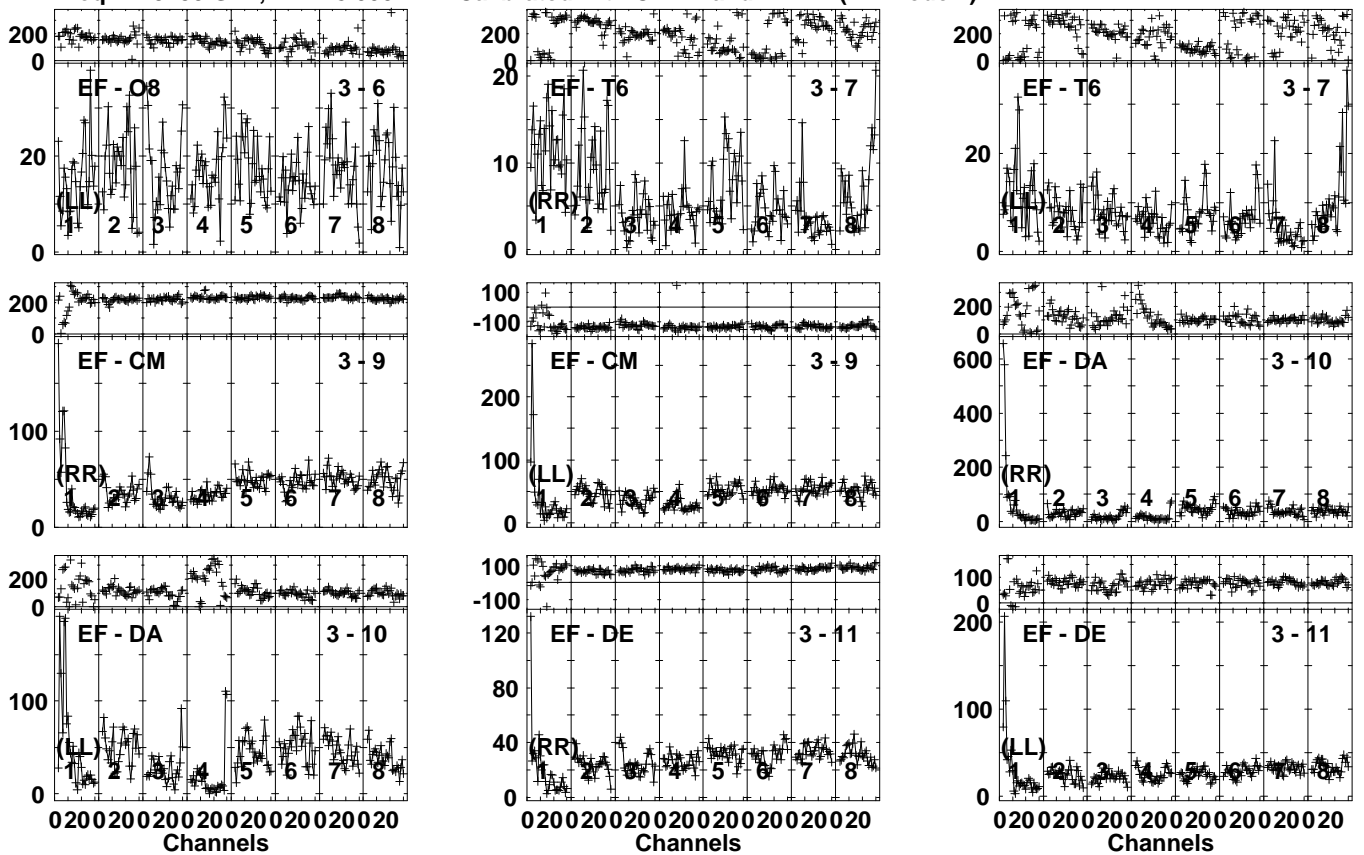


Lower frame: Milli Ampl Jy Top frame: Phas deg
Vector averaged cross-power spectrum Several baselines displayed
Timerange: 00/05:55:01 to 00/05:59:59

Plot file version 98 created 30-AUG-2023 08:37:52

J1100+1002 GM081D 1.UVDATA.1

Freq = 1.3435 GHz, Bw = 8.000 MH Calibrated with CL # 4 and BP # 1 (BP mode 1)

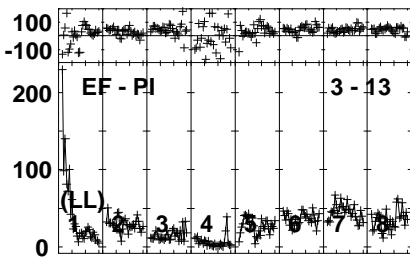
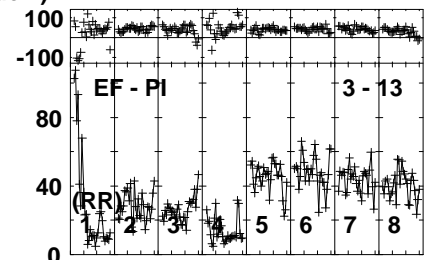
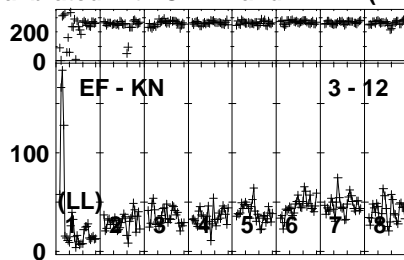
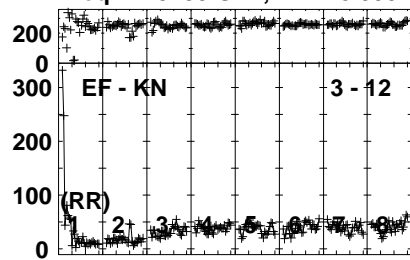


Lower frame: Milli Ampl Jy Top frame: Phas deg
Vector averaged cross-power spectrum Several baselines displayed
Timerange: 00/05:55:01 to 00/05:59:59

Plot file version 99 created 30-AUG-2023 08:37:52

J1100+1002 GM081D 1.UVDATA.1

Freq = 1.3435 GHz, Bw = 8.000 MH Calibrated with CL # 4 and BP # 1 (BP mode 1)

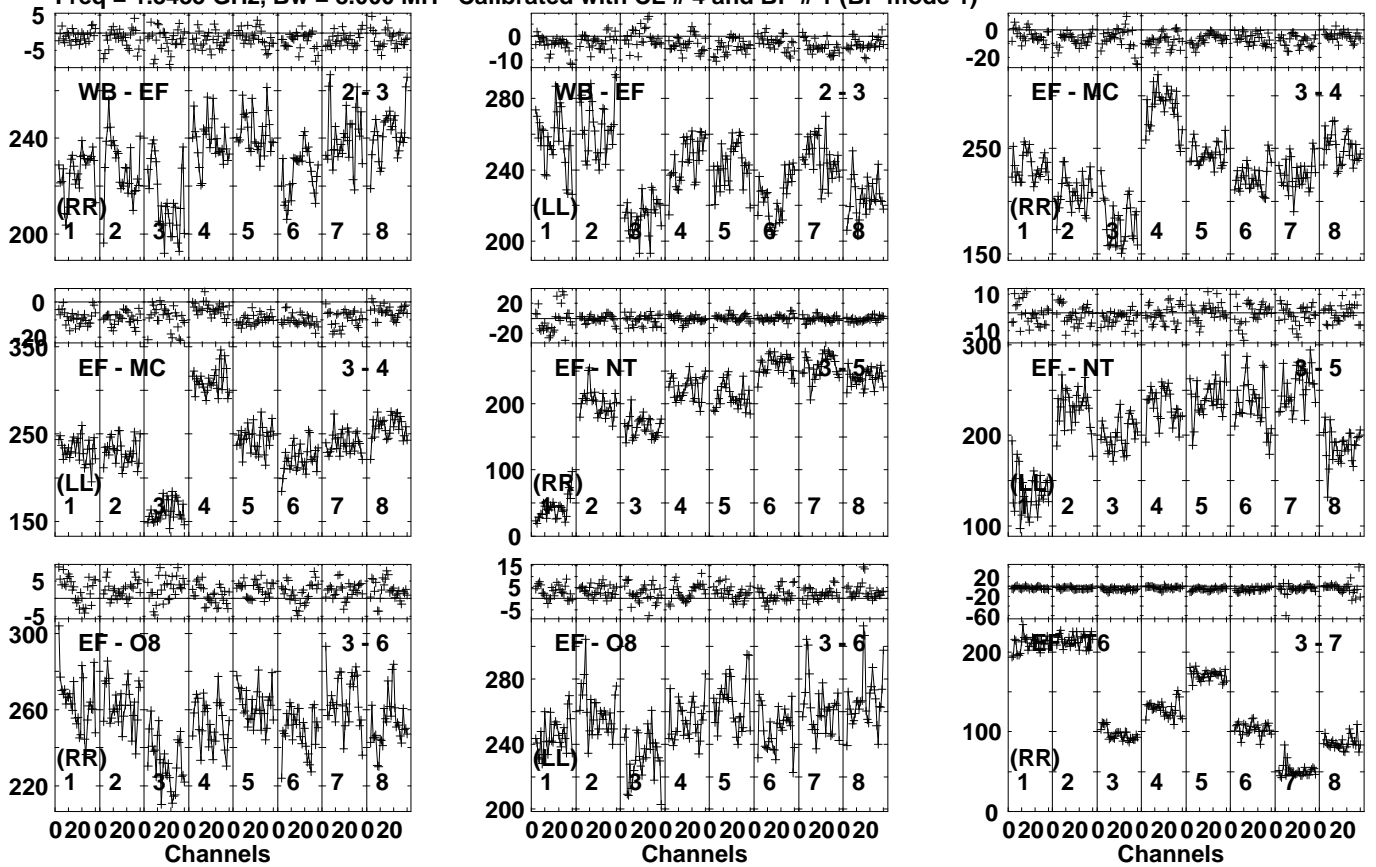


Lower frame: Milli Ampl Jy Top frame: Phas deg
Vector averaged cross-power spectrum Several baselines displayed
Timerange: 00/05:55:01 to 00/05:59:59

Plot file version 100 created 30-AUG-2023 08:37:55

J1103+1158 GM081D 1.UVDATA.1

Freq = 1.3435 GHz, Bw = 8.000 MH Calibrated with CL # 4 and BP # 1 (BP mode 1)

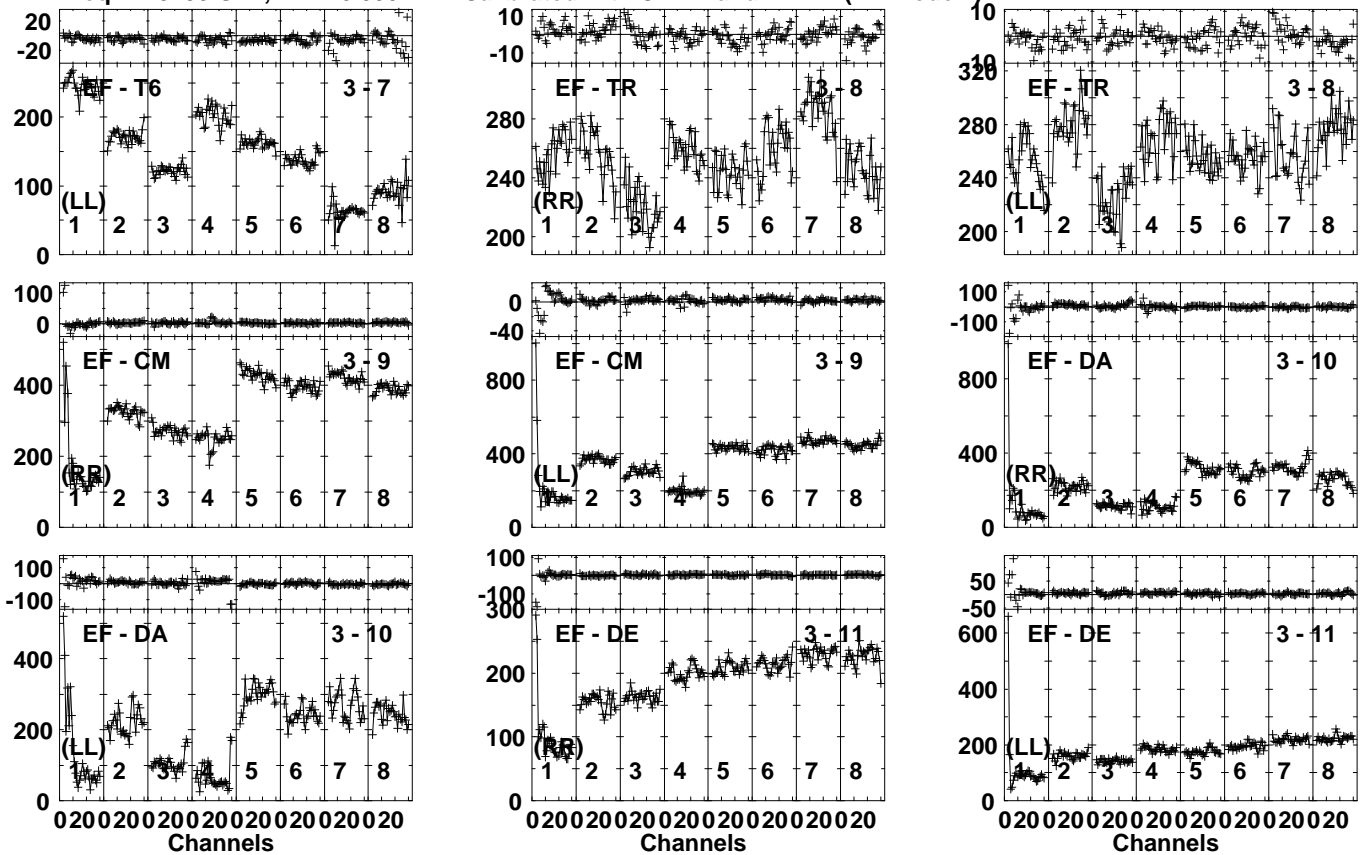


Lower frame: Milli Ampl Jy Top frame: Phas deg
Vector averaged cross-power spectrum Several baselines displayed
Timerange: 00/06:00:31 to 00/06:01:59

Plot file version 101 created 30-AUG-2023 08:37:56

J1103+1158 GM081D 1.UVDATA.1

Freq = 1.3435 GHz, Bw = 8.000 MH Calibrated with CL # 4 and BP # 1 (BP mode 1)

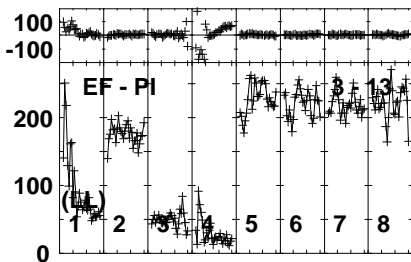
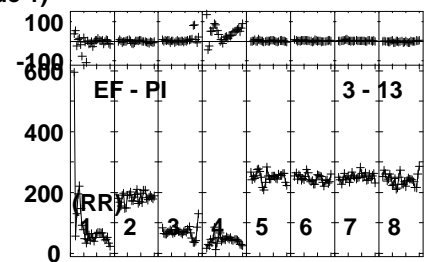
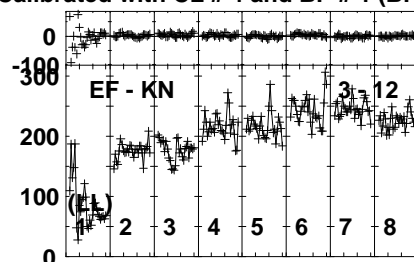
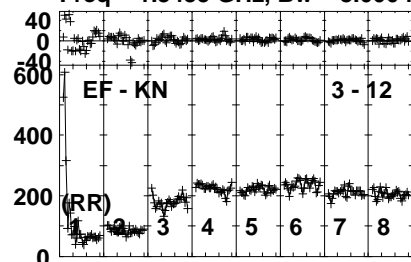


Lower frame: Milli Ampl Jy Top frame: Phas deg
Vector averaged cross-power spectrum Several baselines displayed
Timerange: 00/06:00:31 to 00/06:01:59

Plot file version 102 created 30-AUG-2023 08:37:56

J1103+1158 GM081D 1.UVDATA.1

Freq = 1.3435 GHz, Bw = 8.000 MH Calibrated with CL # 4 and BP # 1 (BP mode 1)

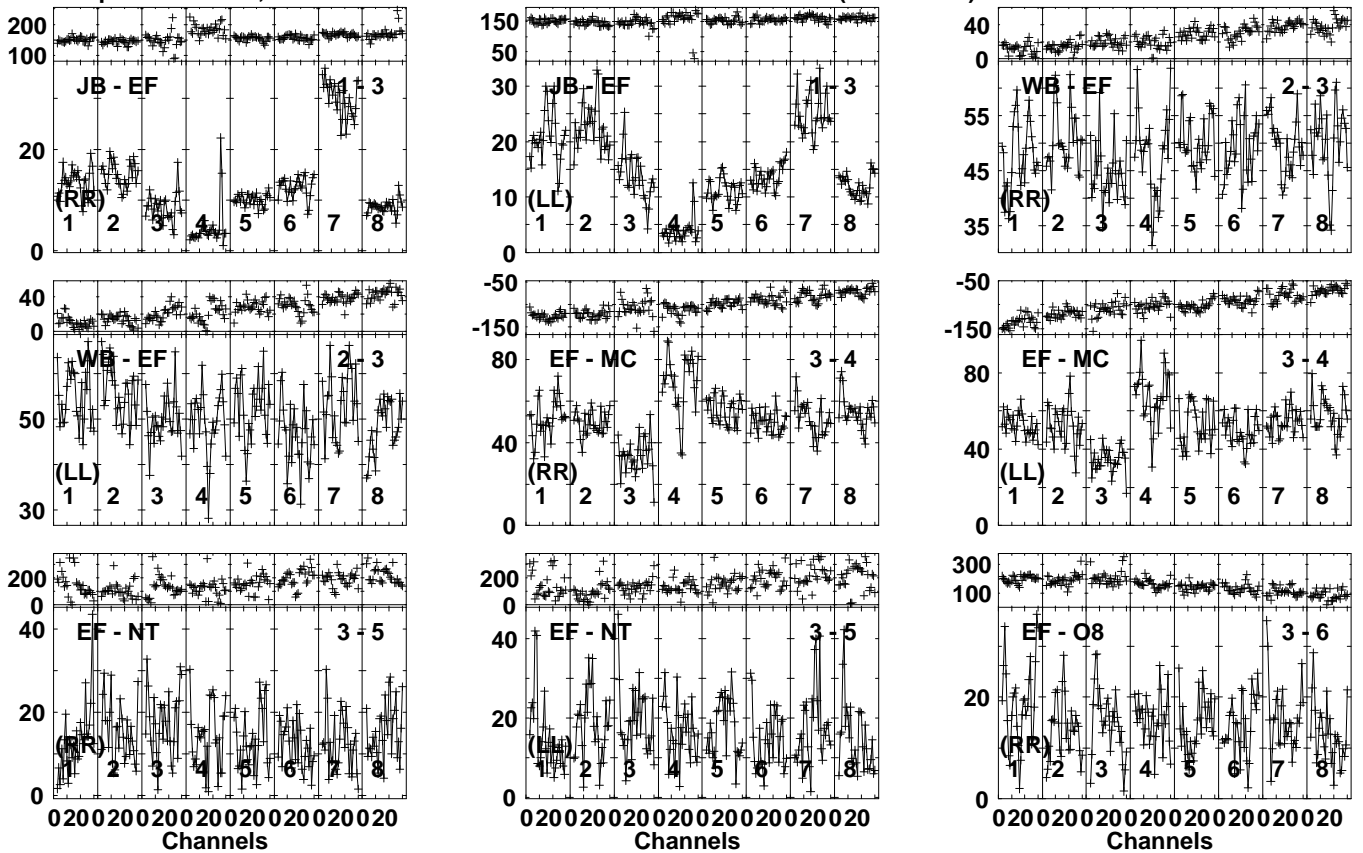


Lower frame: Milli Ampl Jy Top frame: Phas deg
Vector averaged cross-power spectrum Several baselines displayed
Timerange: 00/06:00:31 to 00/06:01:59

Plot file version 103 created 30-AUG-2023 08:37:59

J1100+1002 GM081D 1.UVDATA.1

Freq = 1.3435 GHz, Bw = 8.000 MH Calibrated with CL # 4 and BP # 1 (BP mode 1)

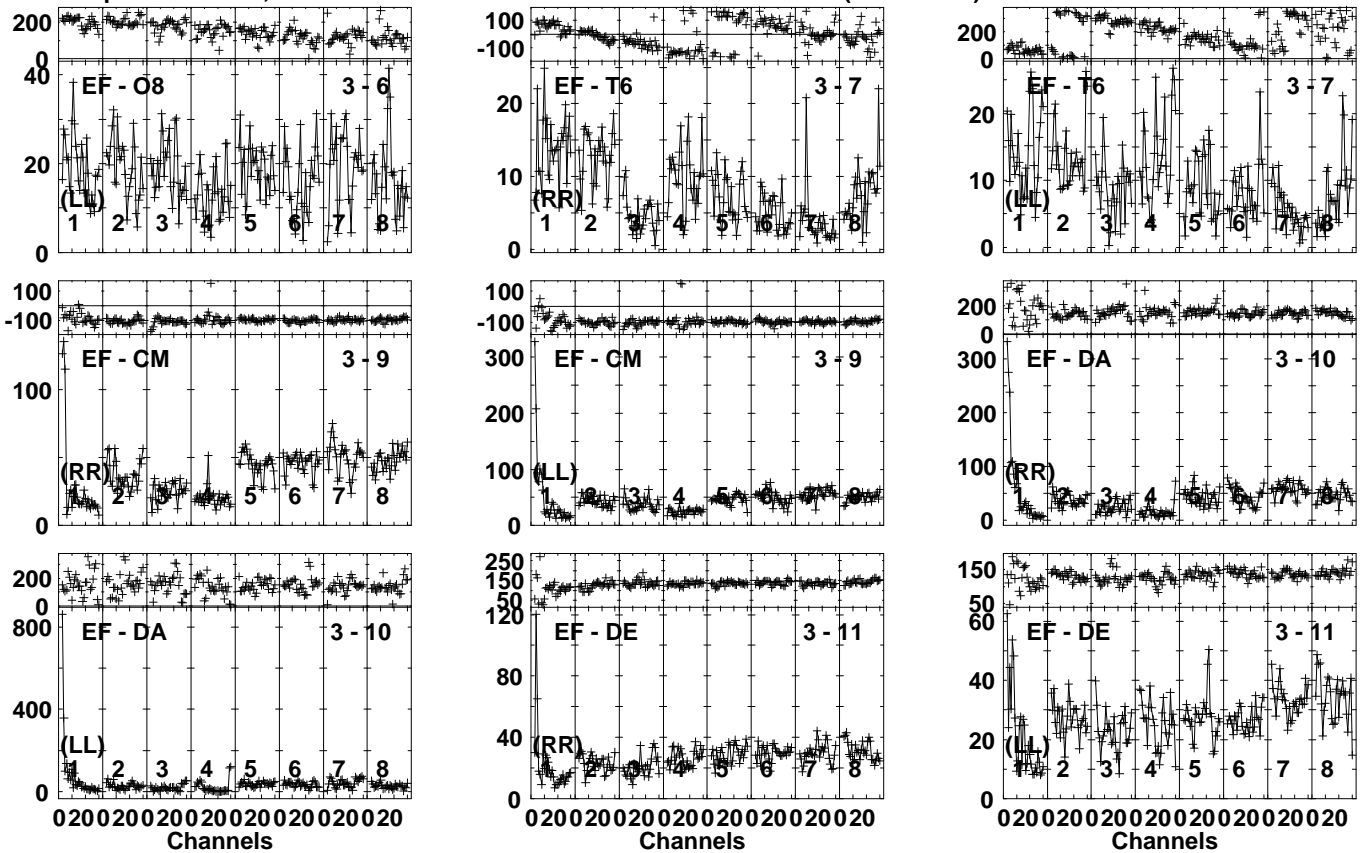


Lower frame: Milli Ampl Jy Top frame: Phas deg
Vector averaged cross-power spectrum Several baselines displayed
Timerange: 00/06:02:01 to 00/06:06:59

Plot file version 104 created 30-AUG-2023 08:38:00

J1100+1002 GM081D 1.UVDATA.1

Freq = 1.3435 GHz, Bw = 8.000 MH Calibrated with CL # 4 and BP # 1 (BP mode 1)

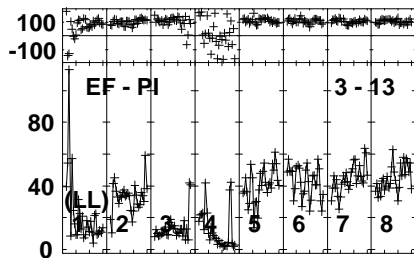
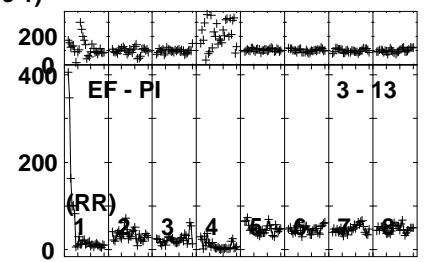
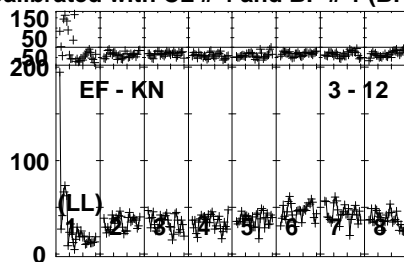
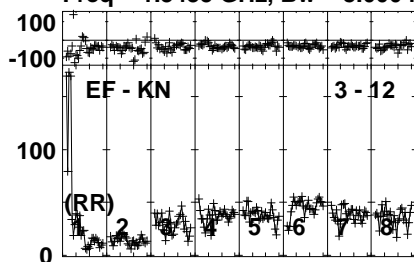


Lower frame: Milli Ampl Jy Top frame: Phas deg
Vector averaged cross-power spectrum Several baselines displayed
Timerange: 00/06:02:01 to 00/06:06:59

Plot file version 105 created 30-AUG-2023 08:38:00

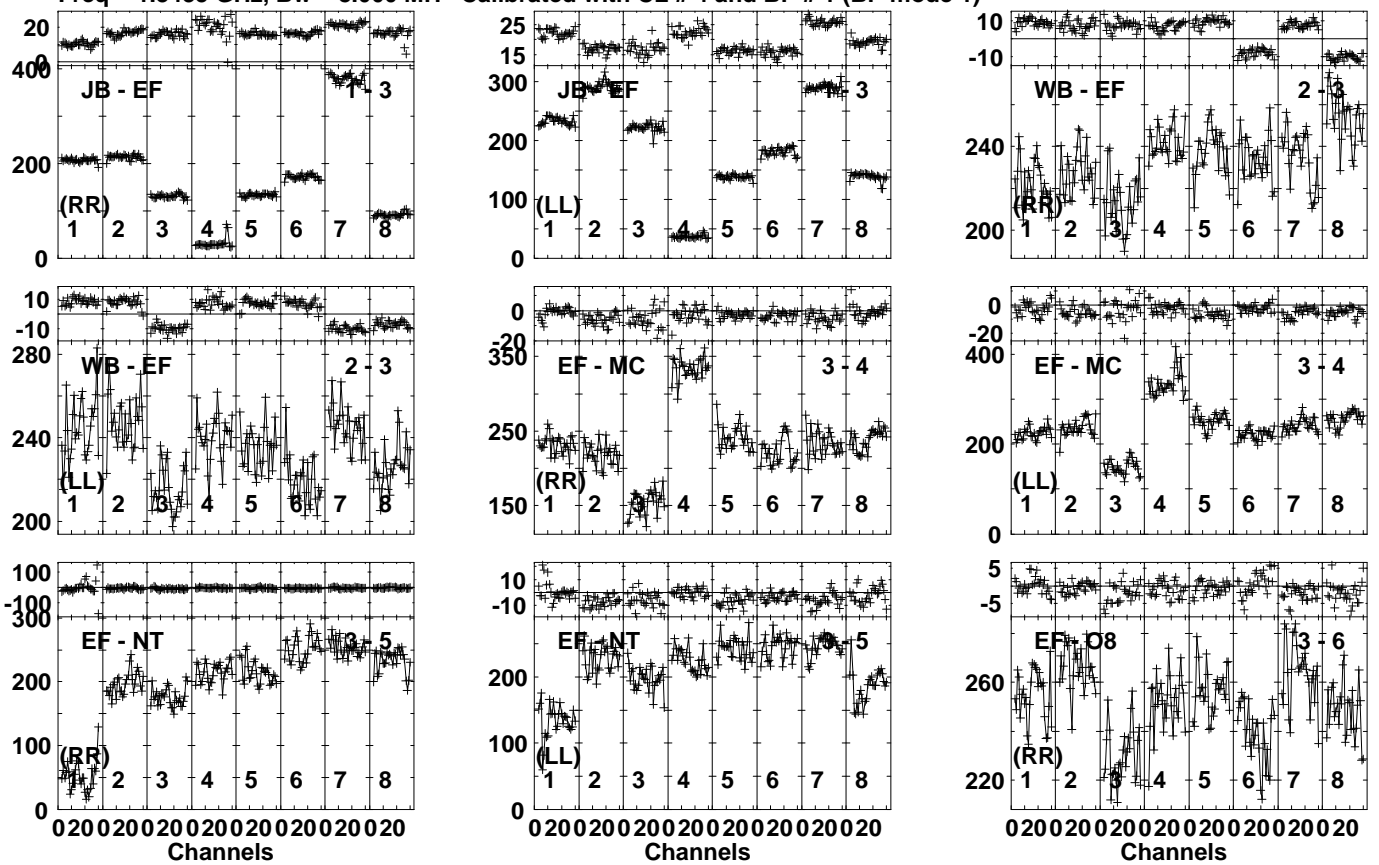
J1100+1002 GM081D 1.UVDATA.1

Freq = 1.3435 GHz, Bw = 8.000 MH Calibrated with CL # 4 and BP # 1 (BP mode 1)



Lower frame: Milli Ampl Jy Top frame: Phas deg
Vector averaged cross-power spectrum Several baselines displayed
Timerange: 00/06:02:01 to 00/06:06:59

Plot file version 106 created 30-AUG-2023 08:38:03
 J1103+1158 GM081D 1.UVDATA.1
 Freq = 1.3435 GHz, Bw = 8.000 MH Calibrated with CL # 4 and BP # 1 (BP mode 1)

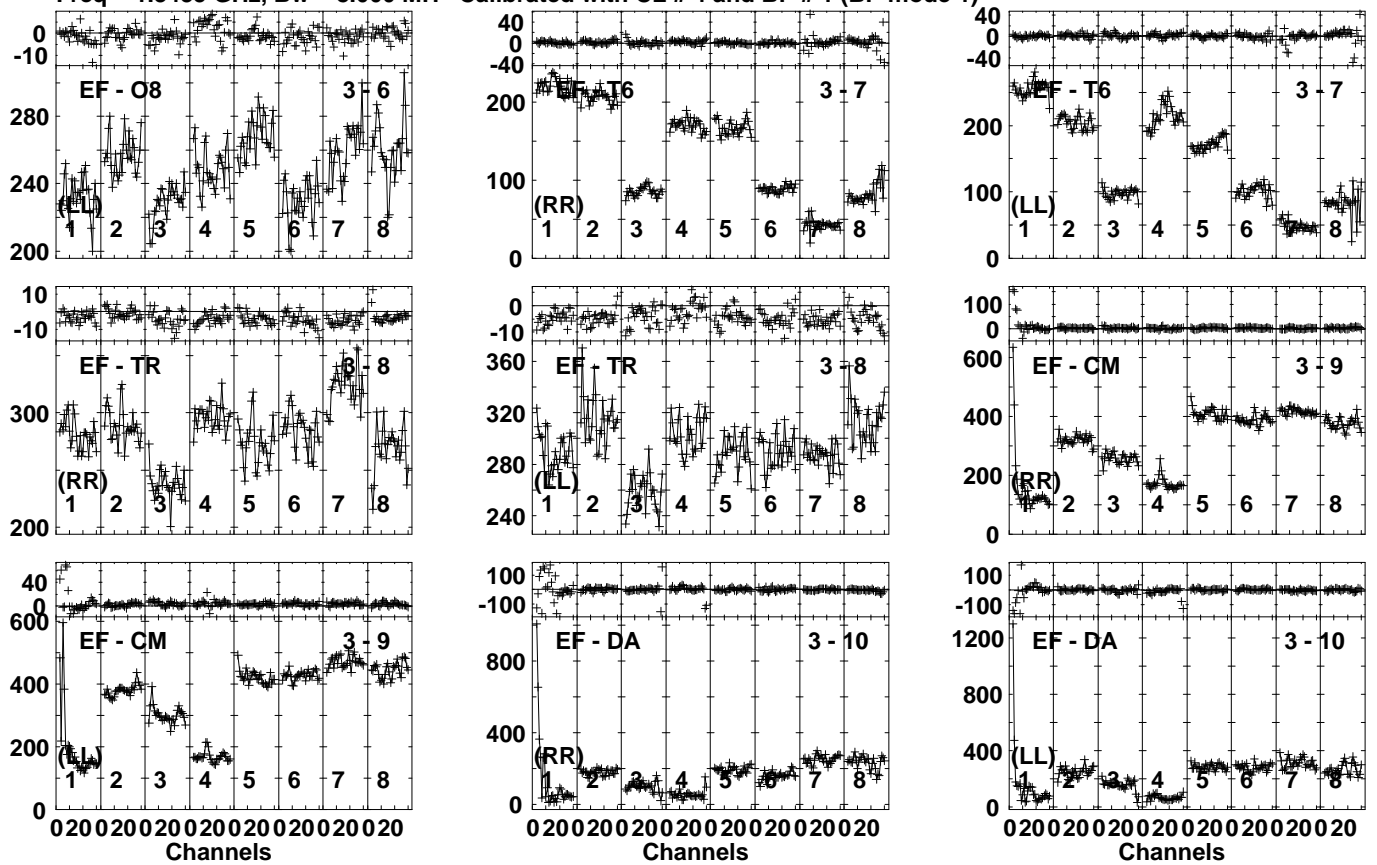


Lower frame: Milli Ampl Jy Top frame: Phas deg
 Vector averaged cross-power spectrum Several baselines displayed
 Timerange: 00/06:07:01 to 00/06:08:59

Plot file version 107 created 30-AUG-2023 08:38:04

J1103+1158 GM081D 1.UVDATA.1

Freq = 1.3435 GHz, Bw = 8.000 MH Calibrated with CL # 4 and BP # 1 (BP mode 1)

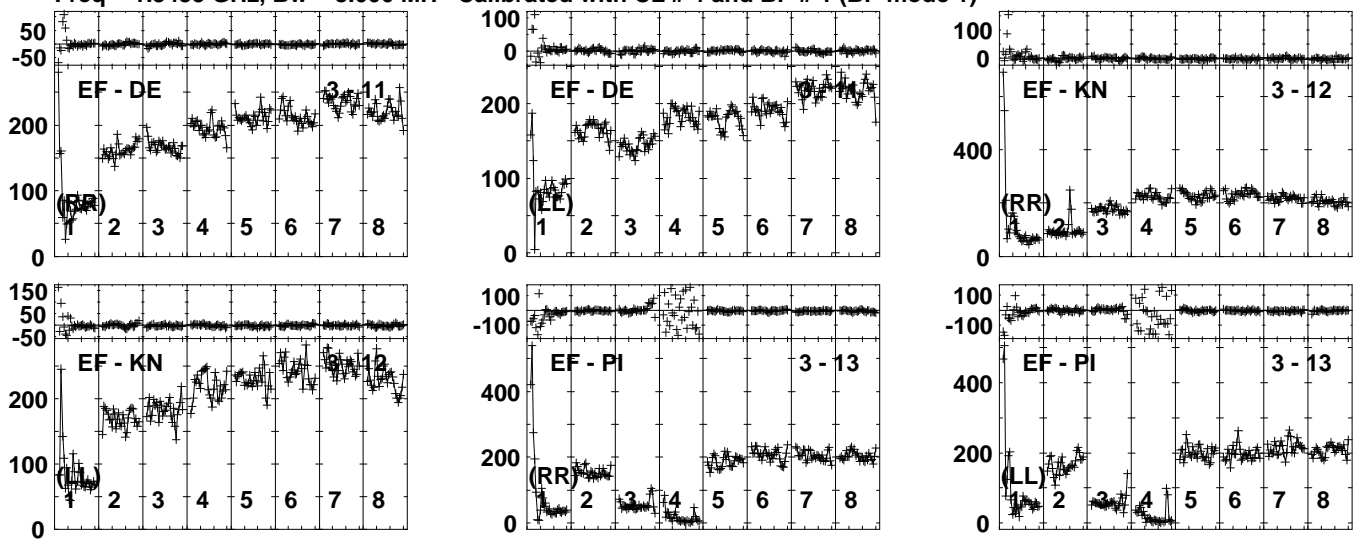


Lower frame: Milli Ampl Jy Top frame: Phas deg
 Vector averaged cross-power spectrum Several baselines displayed
 Timerange: 00/06:07:01 to 00/06:08:59

Plot file version 108 created 30-AUG-2023 08:38:04

J1103+1158 GM081D 1.UVDATA.1

Freq = 1.3435 GHz, Bw = 8.000 MH Calibrated with CL # 4 and BP # 1 (BP mode 1)

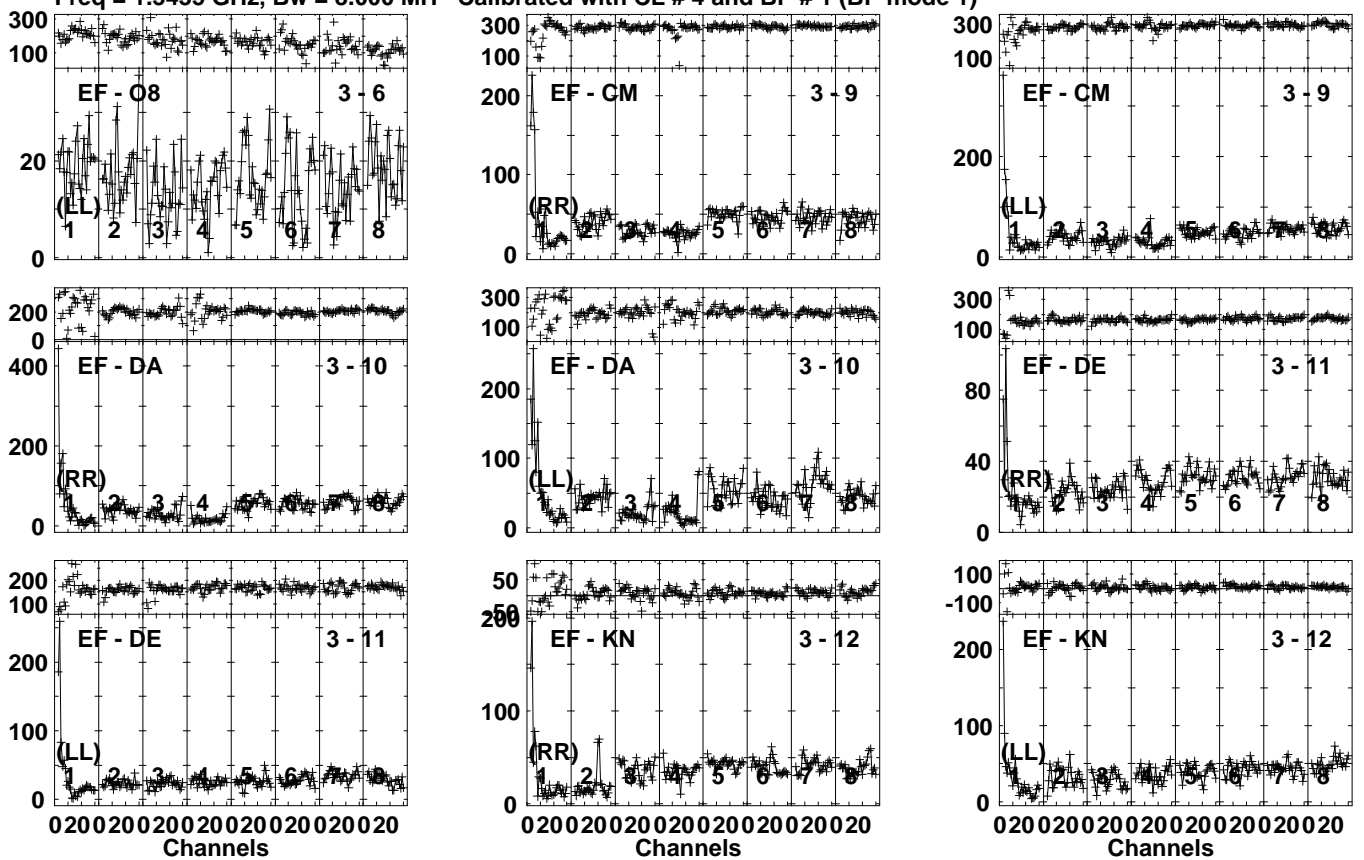


Lower frame: Milli Ampl Jy Top frame: Phas deg
Vector averaged cross-power spectrum Several baselines displayed
Timerange: 00/06:07:01 to 00/06:08:59

Plot file version 110 created 30-AUG-2023 08:38:08

J1100+1002 GM081D 1.UVDATA.1

Freq = 1.3435 GHz, Bw = 8.000 MH Calibrated with CL # 4 and BP # 1 (BP mode 1)

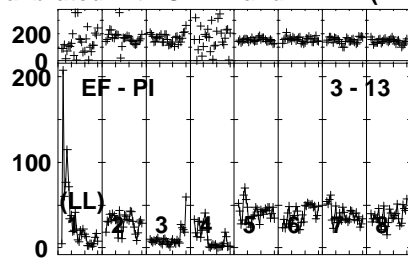
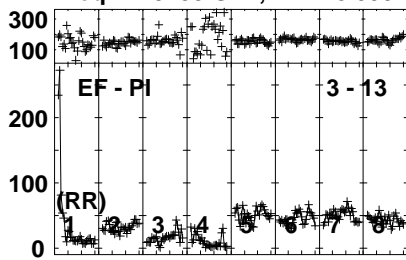


Lower frame: Milli Ampl Jy Top frame: Phas deg
Vector averaged cross-power spectrum Several baselines displayed
Timerange: 00/06:09:01 to 00/06:13:59

Plot file version 111 created 30-AUG-2023 08:38:08

J1100+1002 GM081D 1.UVDATA.1

Freq = 1.3435 GHz, Bw = 8.000 MH Calibrated with CL # 4 and BP # 1 (BP mode 1)

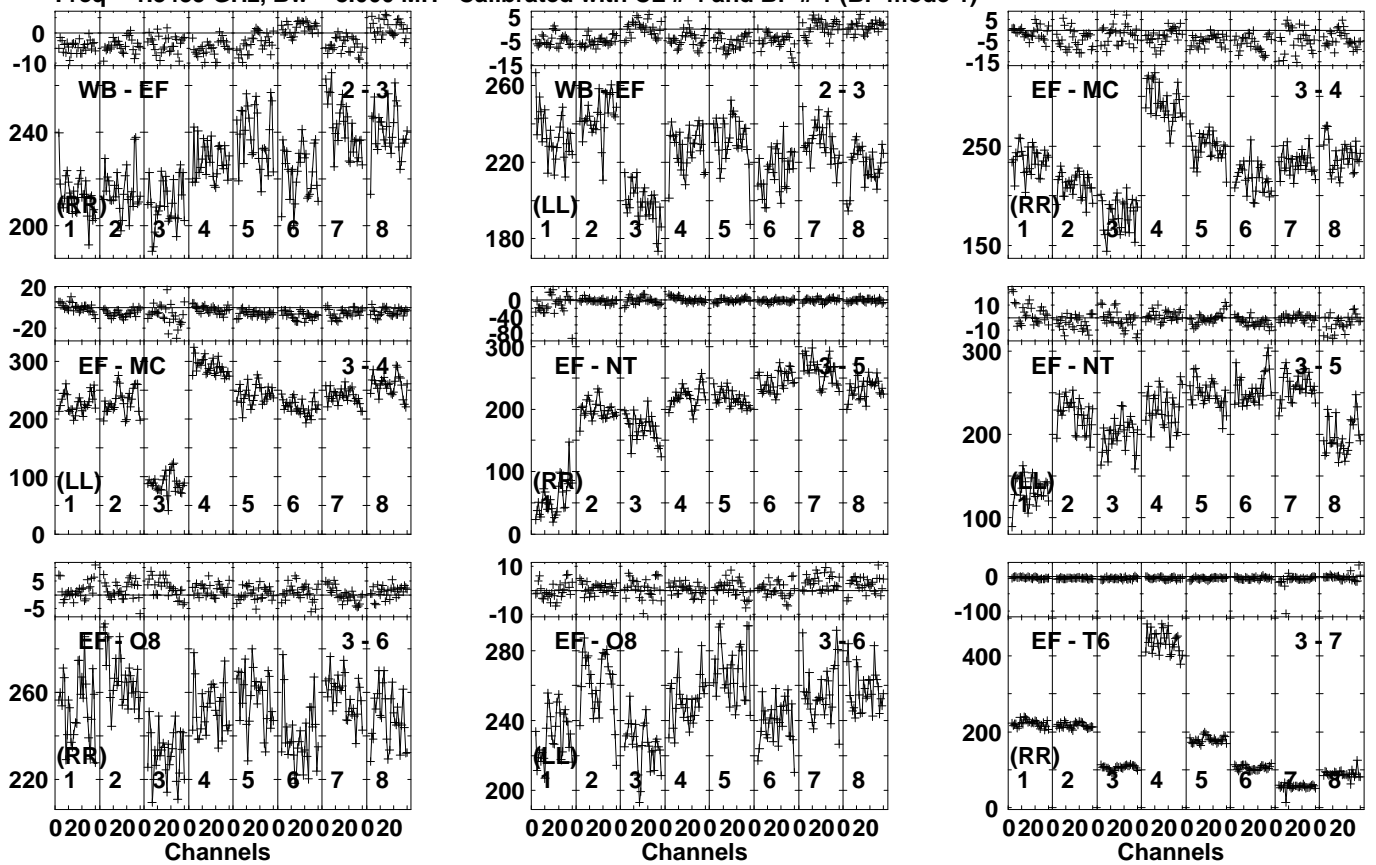


Lower frame: Milli Ampl Jy Top frame: Phas deg
Vector averaged cross-power spectrum Several baselines displayed
Timerange: 00/06:09:01 to 00/06:13:59

Plot file version 112 created 30-AUG-2023 08:38:11

J1103+1158 GM081D 1.UVDATA.1

Freq = 1.3435 GHz, Bw = 8.000 MH Calibrated with CL # 4 and BP # 1 (BP mode 1)

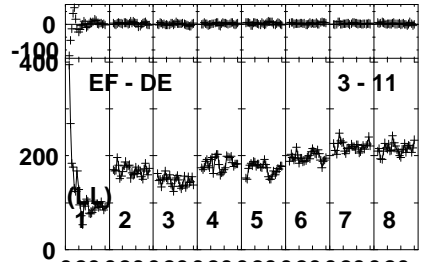
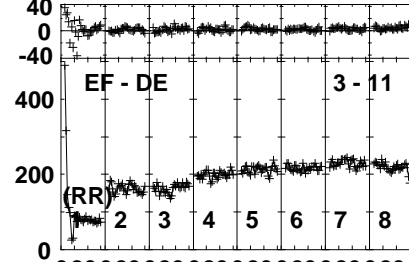
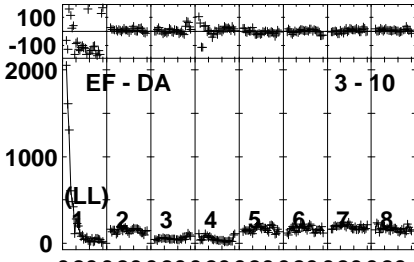
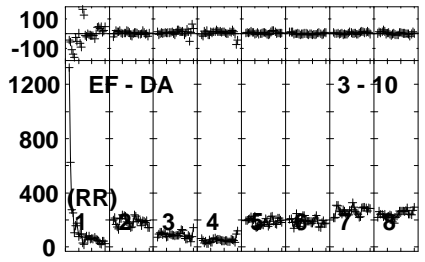
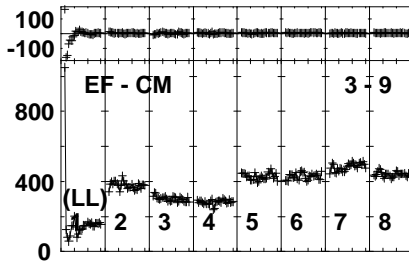
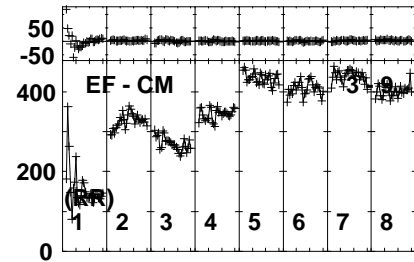
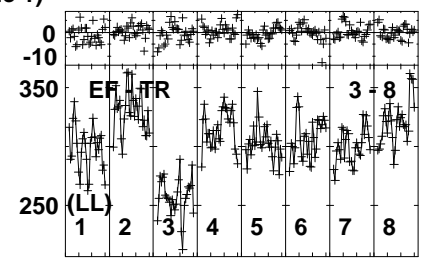
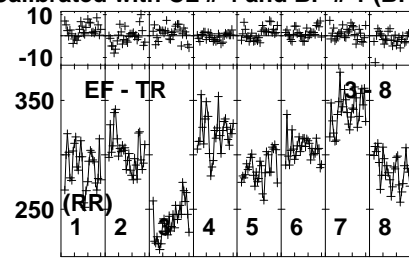
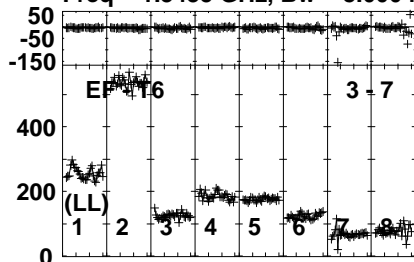


Lower frame: Milli Ampl Jy Top frame: Phas deg
Vector averaged cross-power spectrum Several baselines displayed
Timerange: 00/06:14:31 to 00/06:15:59

Plot file version 113 created 30-AUG-2023 08:38:12

J1103+1158 GM081D 1.UVDATA.1

Freq = 1.3435 GHz, Bw = 8.000 MH Calibrated with CL # 4 and BP # 1 (BP mode 1)

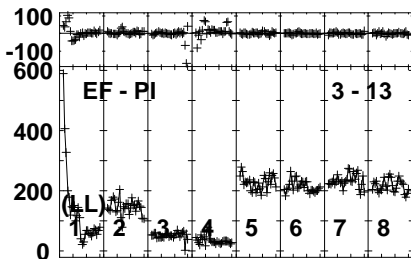
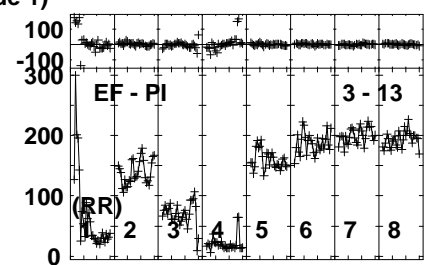
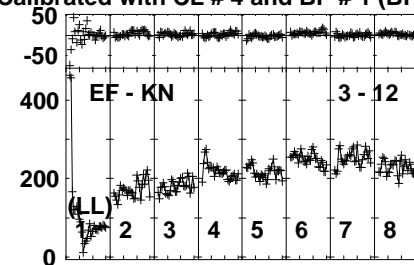
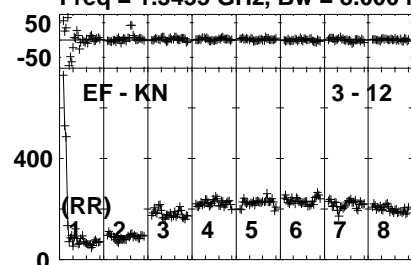


Lower frame: Milli Ampl Jy Top frame: Phas deg
Vector averaged cross-power spectrum Several baselines displayed
Timerange: 00/06:14:31 to 00/06:15:59

Plot file version 114 created 30-AUG-2023 08:38:12

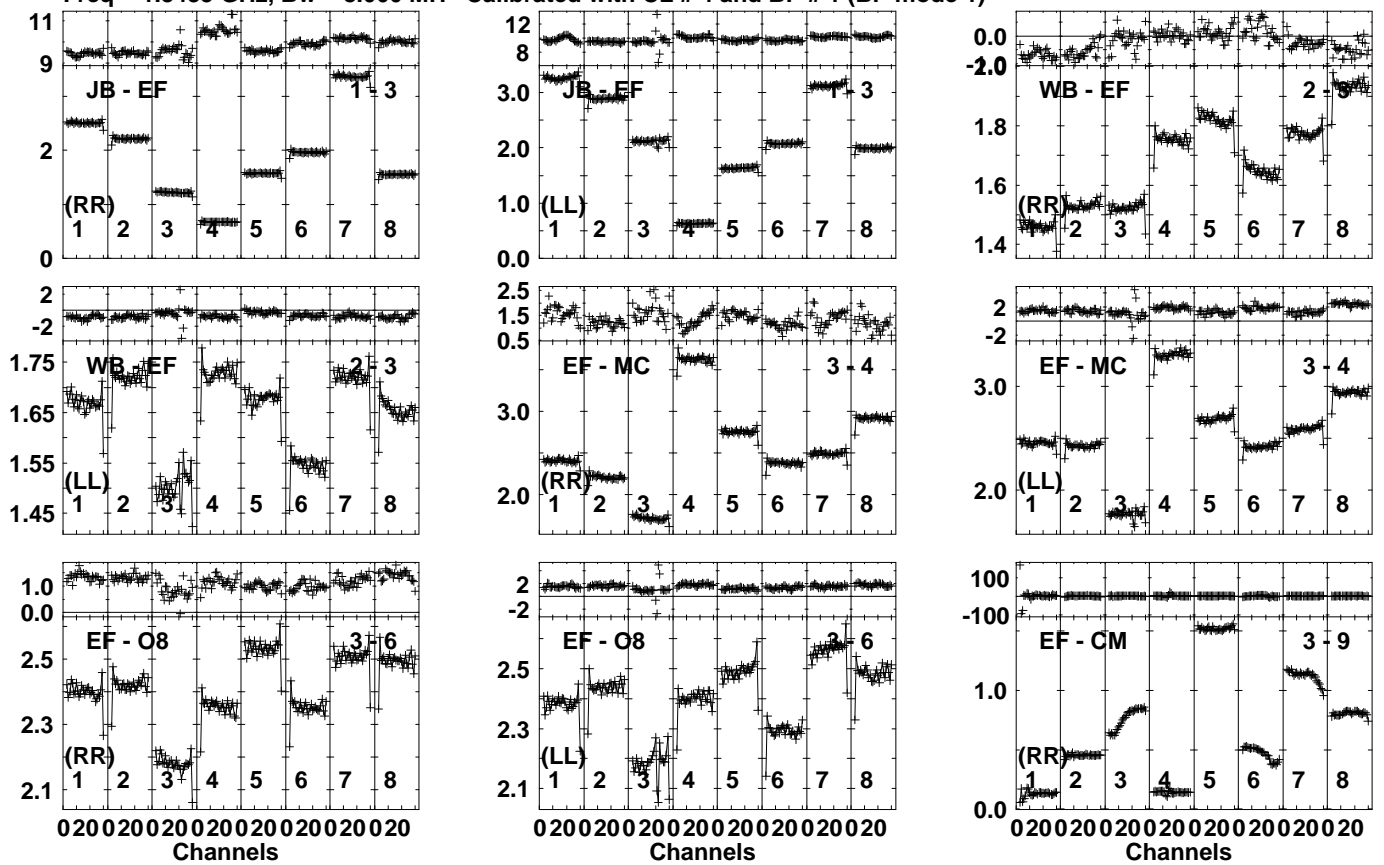
J1103+1158 GM081D 1.UVDATA.1

Freq = 1.3435 GHz, Bw = 8.000 MH Calibrated with CL # 4 and BP # 1 (BP mode 1)



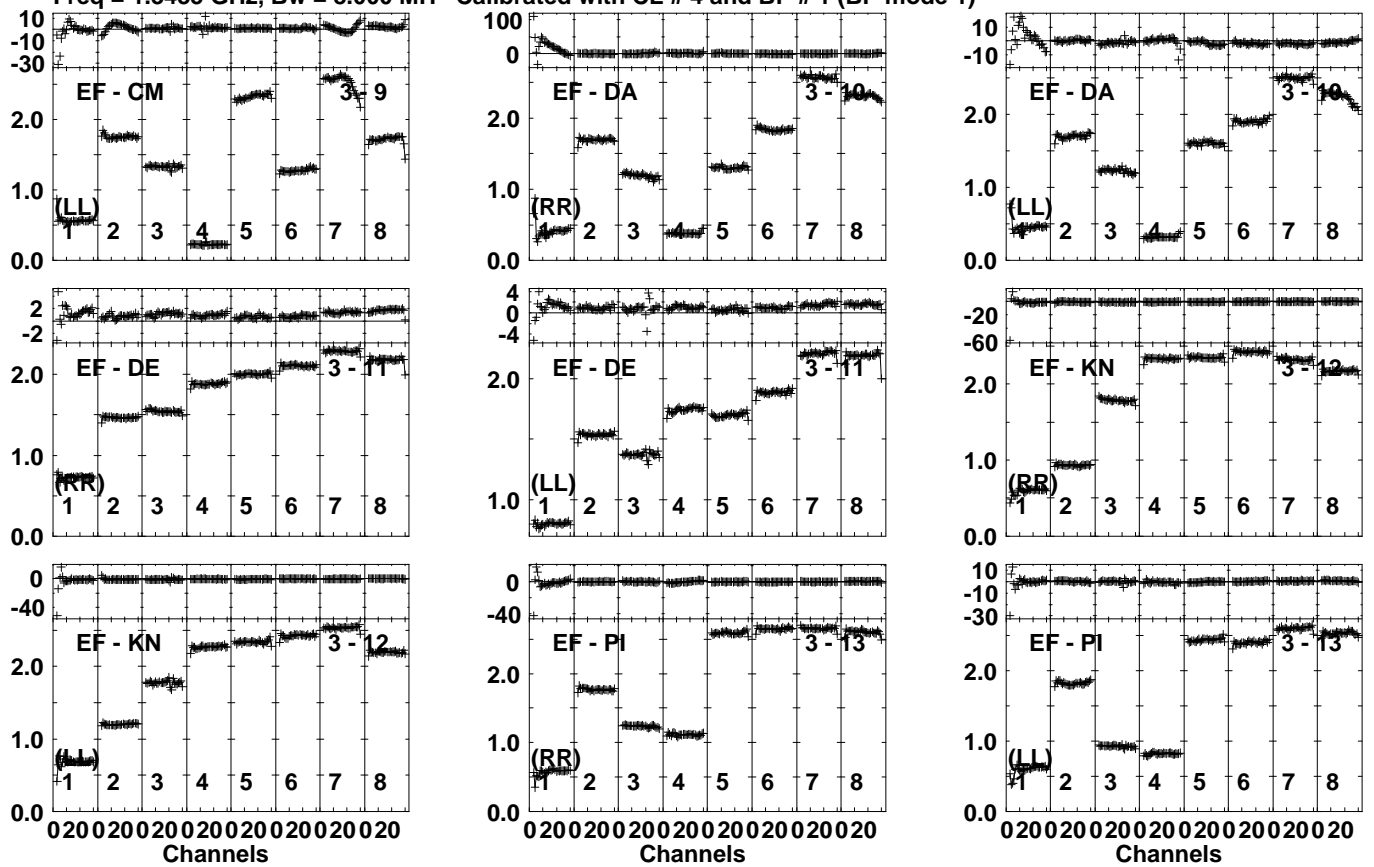
Lower frame: Milli Ampl Jy Top frame: Phas deg
Vector averaged cross-power spectrum Several baselines displayed
Timerange: 00/06:14:31 to 00/06:15:59

Plot file version 115 created 30-AUG-2023 08:38:15
 4C39.25 GM081D 1.UVDATA.1
 Freq = 1.3435 GHz, Bw = 8.000 MH Calibrated with CL # 4 and BP # 1 (BP mode 1)



Lower frame: Ampl Jy Top frame: Phas deg
 Vector averaged cross-power spectrum Several baselines displayed
 Timerange: 00/06:16:01 to 00/06:21:59

Plot file version 116 created 30-AUG-2023 08:38:16
 4C39.25 GM081D 1.UVDATA.1
 Freq = 1.3435 GHz, Bw = 8.000 MH Calibrated with CL # 4 and BP # 1 (BP mode 1)

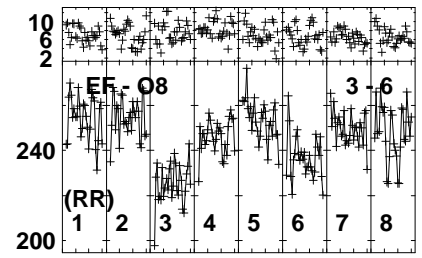
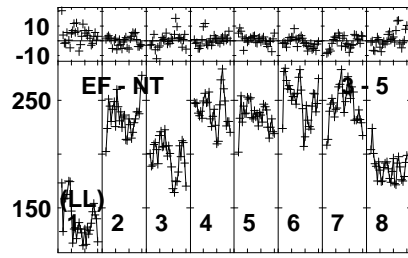
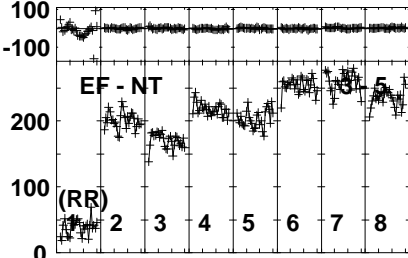
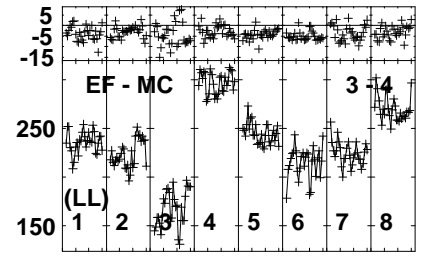
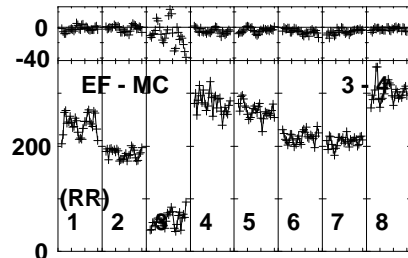
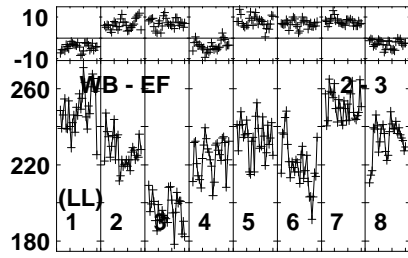
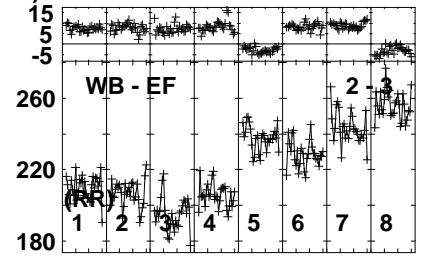
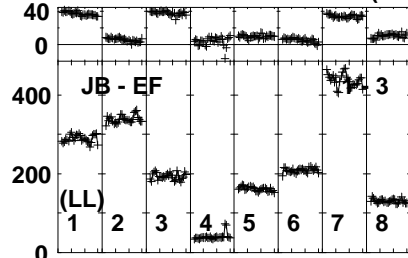
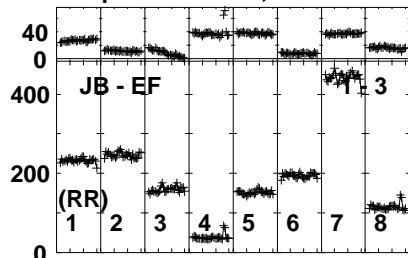


Lower frame: Ampl Jy Top frame: Phas deg
 Vector averaged cross-power spectrum Several baselines displayed
 Timerange: 00/06:16:01 to 00/06:21:59

Plot file version 117 created 30-AUG-2023 08:38:19

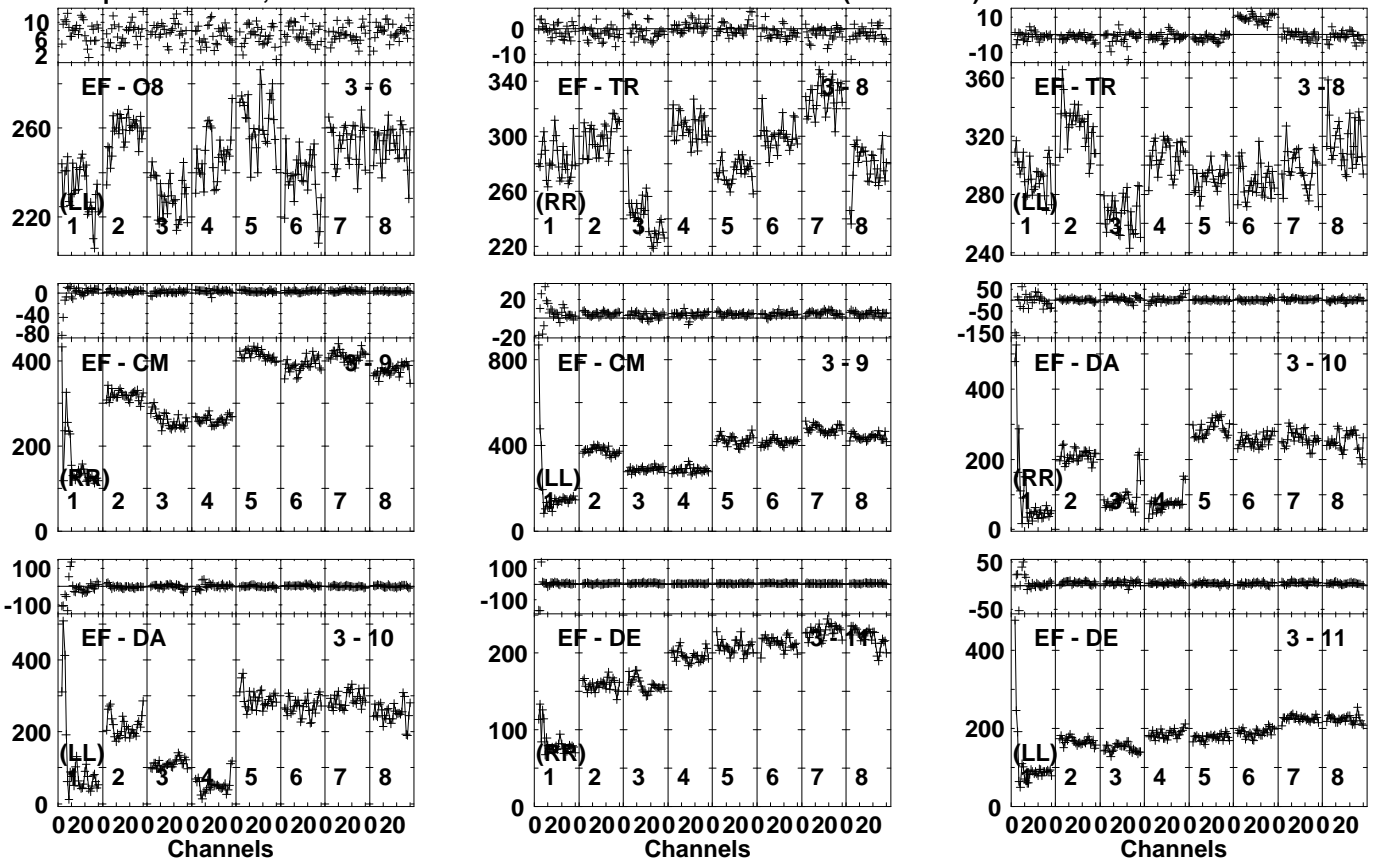
J1103+1158 GM081D 1.UVDATA.1

Freq = 1.3435 GHz, Bw = 8.000 MH Calibrated with CL # 4 and BP # 1 (BP mode 1)



Lower frame: Milli Ampl Jy Top frame: Phas deg
Vector averaged cross-power spectrum Several baselines displayed
Timerange: 00/06:23:01 to 00/06:26:59

Plot file version 118 created 30-AUG-2023 08:38:20
 J1103+1158 GM081D 1.UVDATA.1
 Freq = 1.3435 GHz, Bw = 8.000 MH Calibrated with CL # 4 and BP # 1 (BP mode 1)

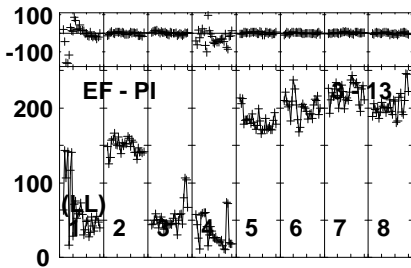
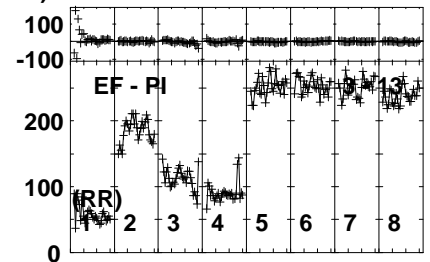
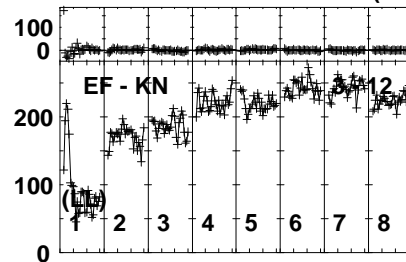
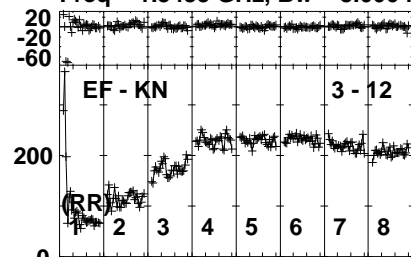


Lower frame: Milli Ampl Jy Top frame: Phas deg
 Vector averaged cross-power spectrum Several baselines displayed
 Timerange: 00/06:23:01 to 00/06:26:59

Plot file version 119 created 30-AUG-2023 08:38:20

J1103+1158 GM081D 1.UVDATA.1

Freq = 1.3435 GHz, Bw = 8.000 MH Calibrated with CL # 4 and BP # 1 (BP mode 1)

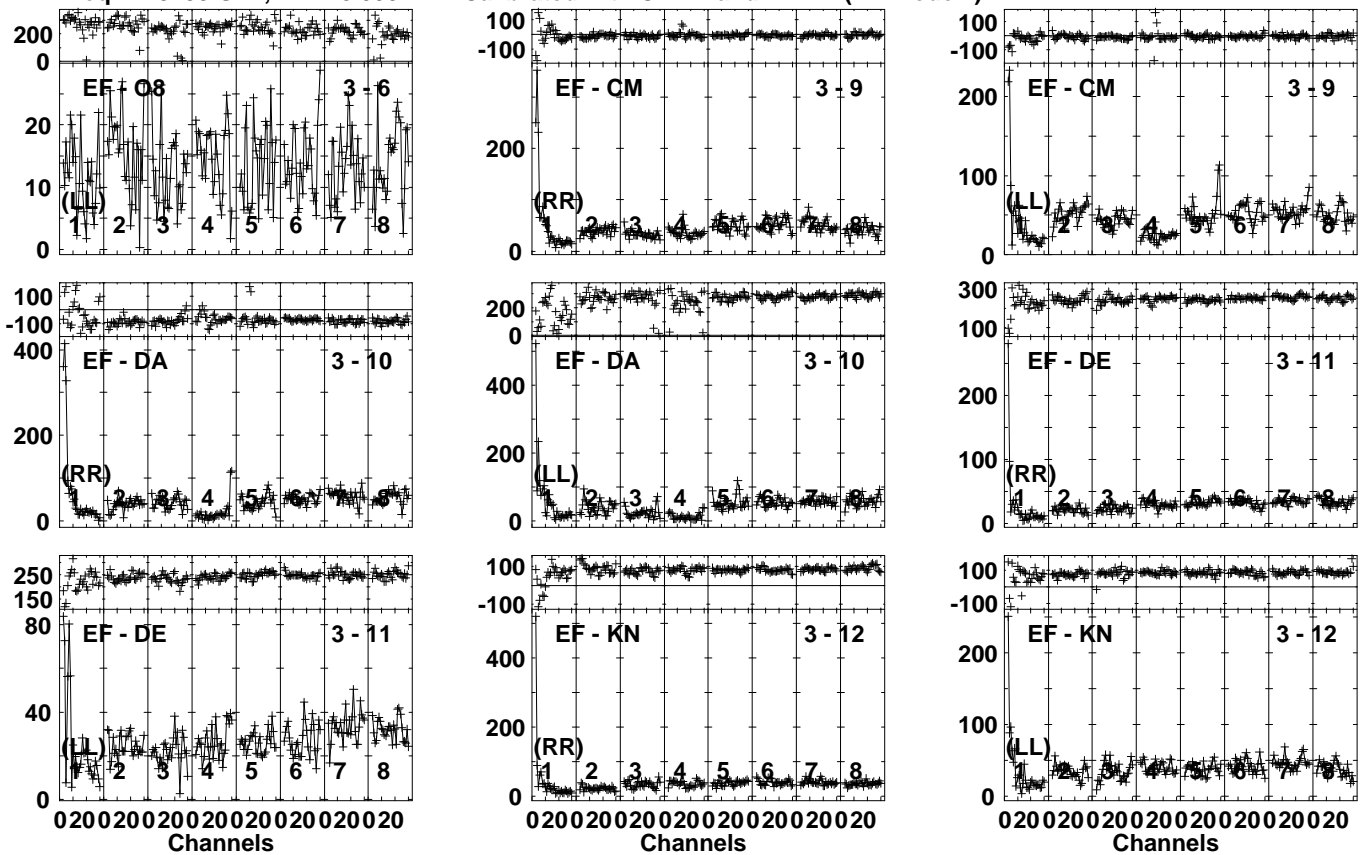


Lower frame: Milli Ampl Jy Top frame: Phas deg
Vector averaged cross-power spectrum Several baselines displayed
Timerange: 00/06:23:01 to 00/06:26:59

Plot file version 121 created 30-AUG-2023 08:38:24

J1100+1002 GM081D 1.UVDATA.1

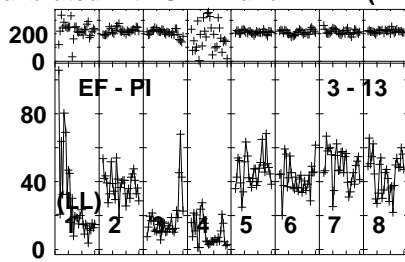
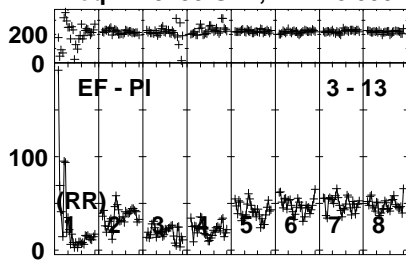
Freq = 1.3435 GHz, Bw = 8.000 MH Calibrated with CL # 4 and BP # 1 (BP mode 1)



Plot file version 122 created 30-AUG-2023 08:38:25

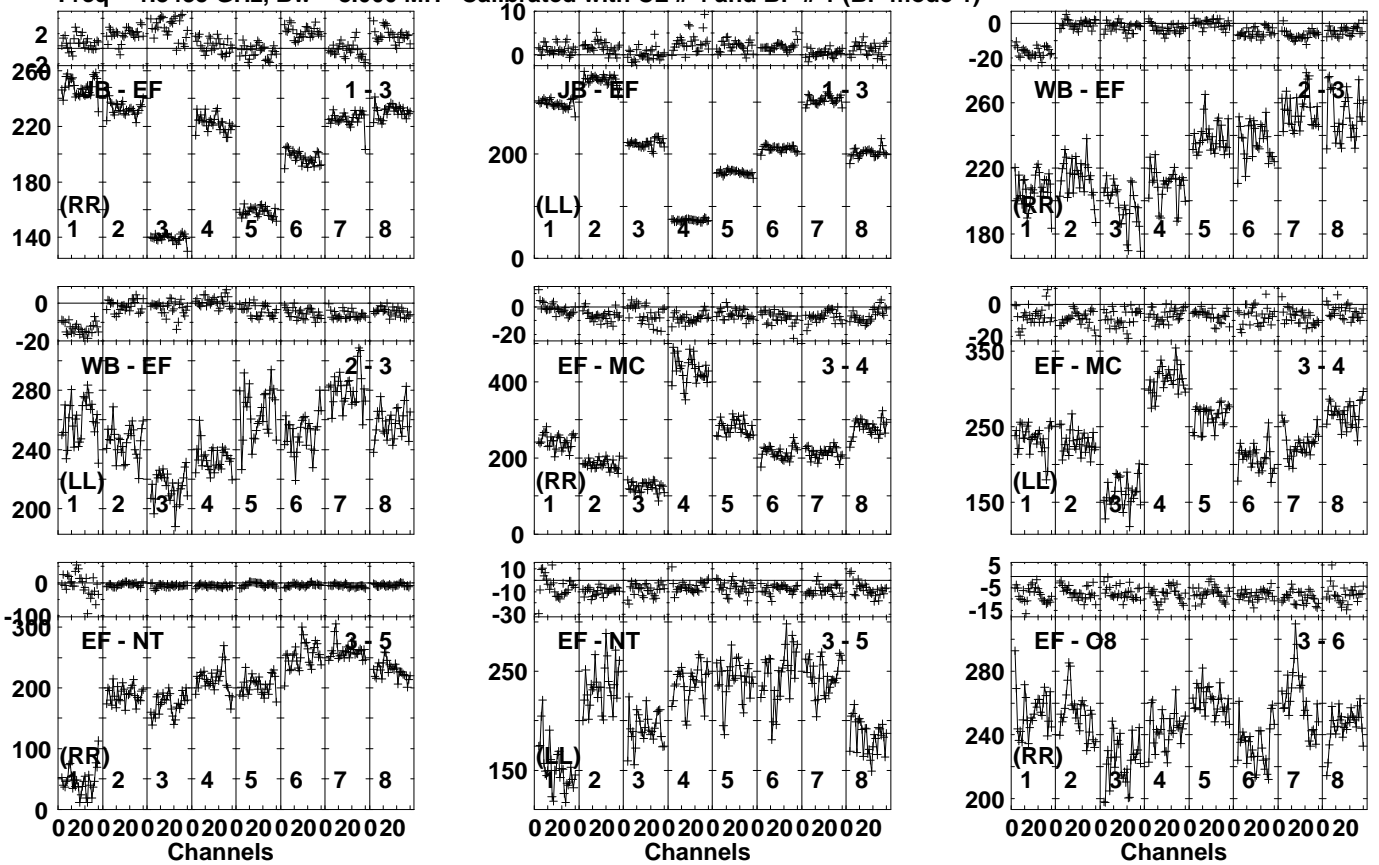
J1100+1002 GM081D 1.UVDATA.1

Freq = 1.3435 GHz, Bw = 8.000 MH Calibrated with CL # 4 and BP # 1 (BP mode 1)



Lower frame: Milli Ampl Jy Top frame: Phas deg
Vector averaged cross-power spectrum Several baselines displayed
Timerange: 00/06:27:01 to 00/06:31:59

Plot file version 123 created 30-AUG-2023 08:38:28
 J1103+1158 GM081D 1.UVDATA.1
 Freq = 1.3435 GHz, Bw = 8.000 MH Calibrated with CL # 4 and BP # 1 (BP mode 1)

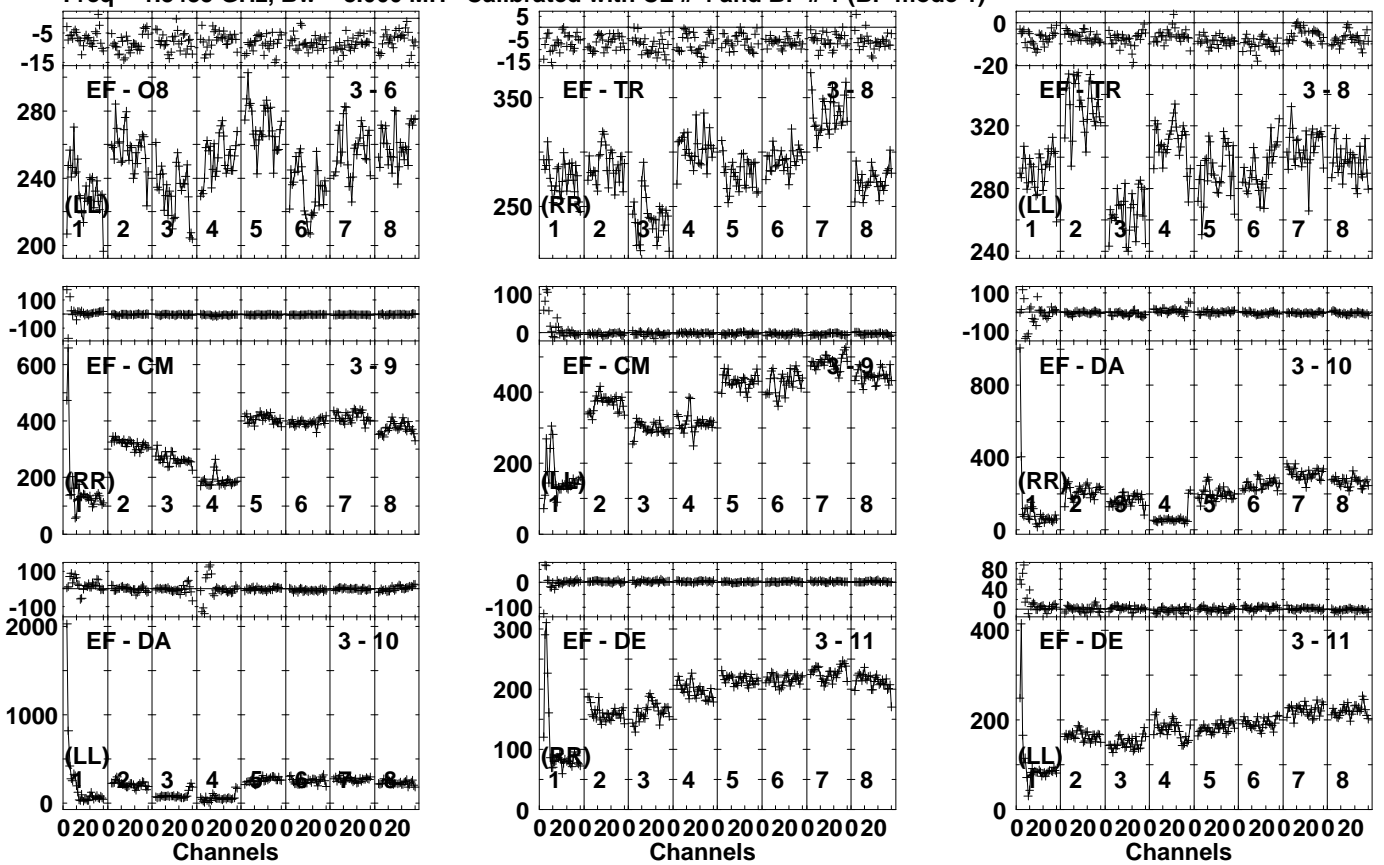


Lower frame: Milli Ampl Jy Top frame: Phas deg
 Vector averaged cross-power spectrum Several baselines displayed
 Timerange: 00/06:32:01 to 00/06:33:59

Plot file version 124 created 30-AUG-2023 08:38:29

J1103+1158 GM081D 1.UVDATA.1

Freq = 1.3435 GHz, Bw = 8.000 MH Calibrated with CL # 4 and BP # 1 (BP mode 1)

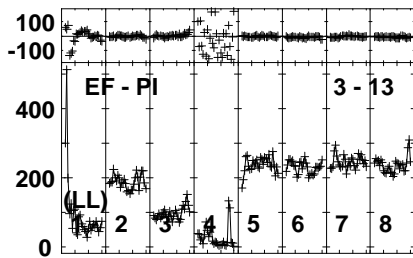
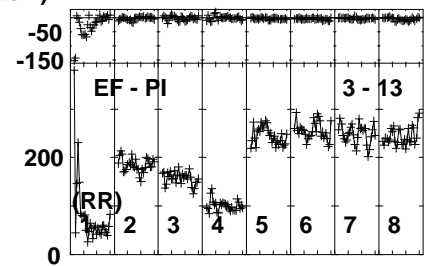
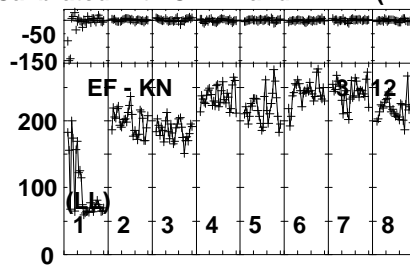
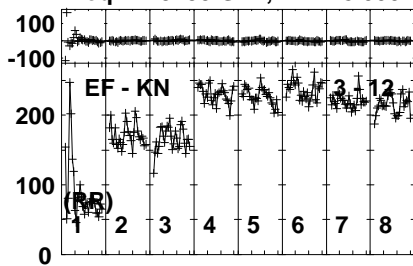


Lower frame: Milli Ampl Jy Top frame: Phas deg
 Vector averaged cross-power spectrum Several baselines displayed
 Timerange: 00/06:32:01 to 00/06:33:59

Plot file version 125 created 30-AUG-2023 08:38:29

J1103+1158 GM081D 1.UVDATA.1

Freq = 1.3435 GHz, Bw = 8.000 MH Calibrated with CL # 4 and BP # 1 (BP mode 1)

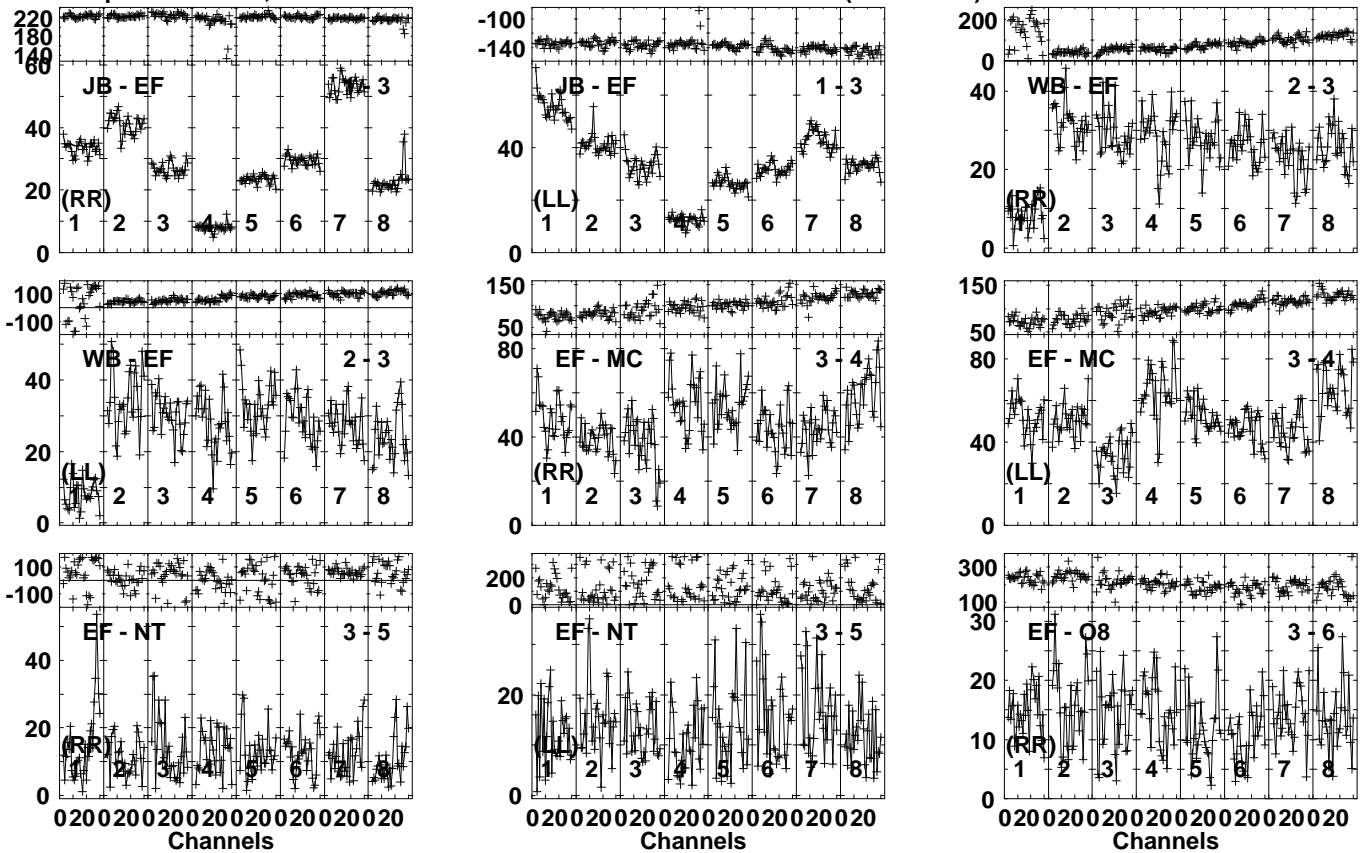


Lower frame: Milli Ampl Jy Top frame: Phas deg
Vector averaged cross-power spectrum Several baselines displayed
Timerange: 00/06:32:01 to 00/06:33:59

Plot file version 126 created 30-AUG-2023 08:38:32

J1100+1002 GM081D 1.UVDATA.1

Freq = 1.3435 GHz, Bw = 8.000 MH Calibrated with CL # 4 and BP # 1 (BP mode 1)

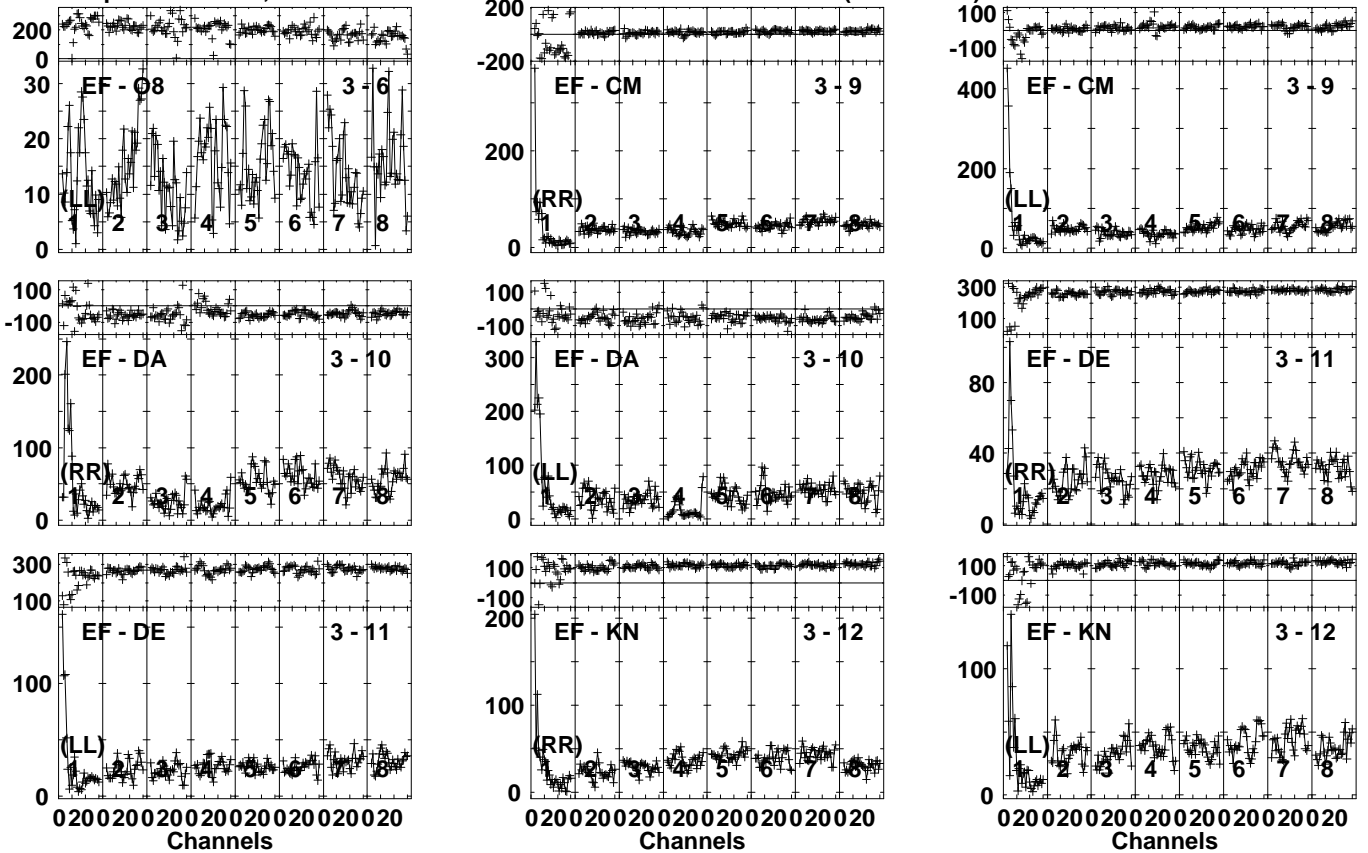


Lower frame: Milli Ampl Jy Top frame: Phas deg
Vector averaged cross-power spectrum Several baselines displayed
Timerange: 00/06:34:01 to 00/06:38:59

Plot file version 127 created 30-AUG-2023 08:38:33

J1100+1002 GM081D 1.UVDATA.1

Freq = 1.3435 GHz, Bw = 8.000 MH Calibrated with CL # 4 and BP # 1 (BP mode 1)

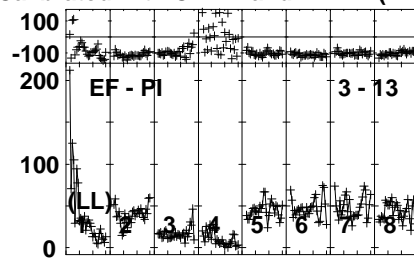
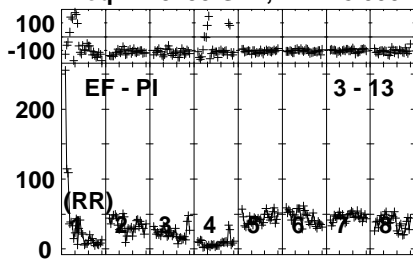


Lower frame: Milli Ampl Jy Top frame: Phas deg
Vector averaged cross-power spectrum Several baselines displayed
Timerange: 00/06:34:01 to 00/06:38:59

Plot file version 128 created 30-AUG-2023 08:38:34

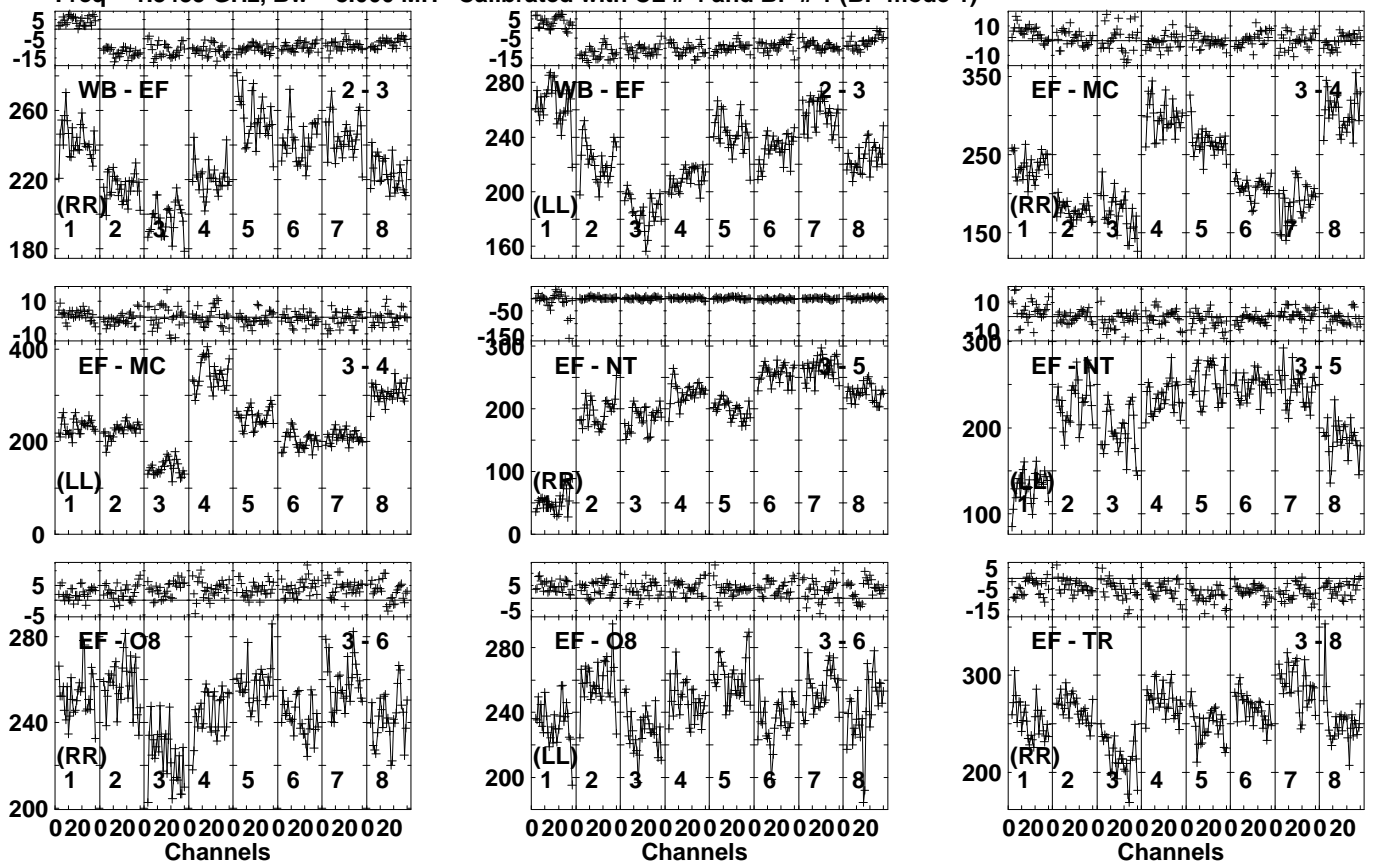
J1100+1002 GM081D 1.UVDATA.1

Freq = 1.3435 GHz, Bw = 8.000 MH Calibrated with CL # 4 and BP # 1 (BP mode 1)



Lower frame: Milli Ampl Jy Top frame: Phas deg
Vector averaged cross-power spectrum Several baselines displayed
Timerange: 00/06:34:01 to 00/06:38:59

Plot file version 129 created 30-AUG-2023 08:38:37
 J1103+1158 GM081D 1.UVDATA.1
 Freq = 1.3435 GHz, Bw = 8.000 MH Calibrated with CL # 4 and BP # 1 (BP mode 1)

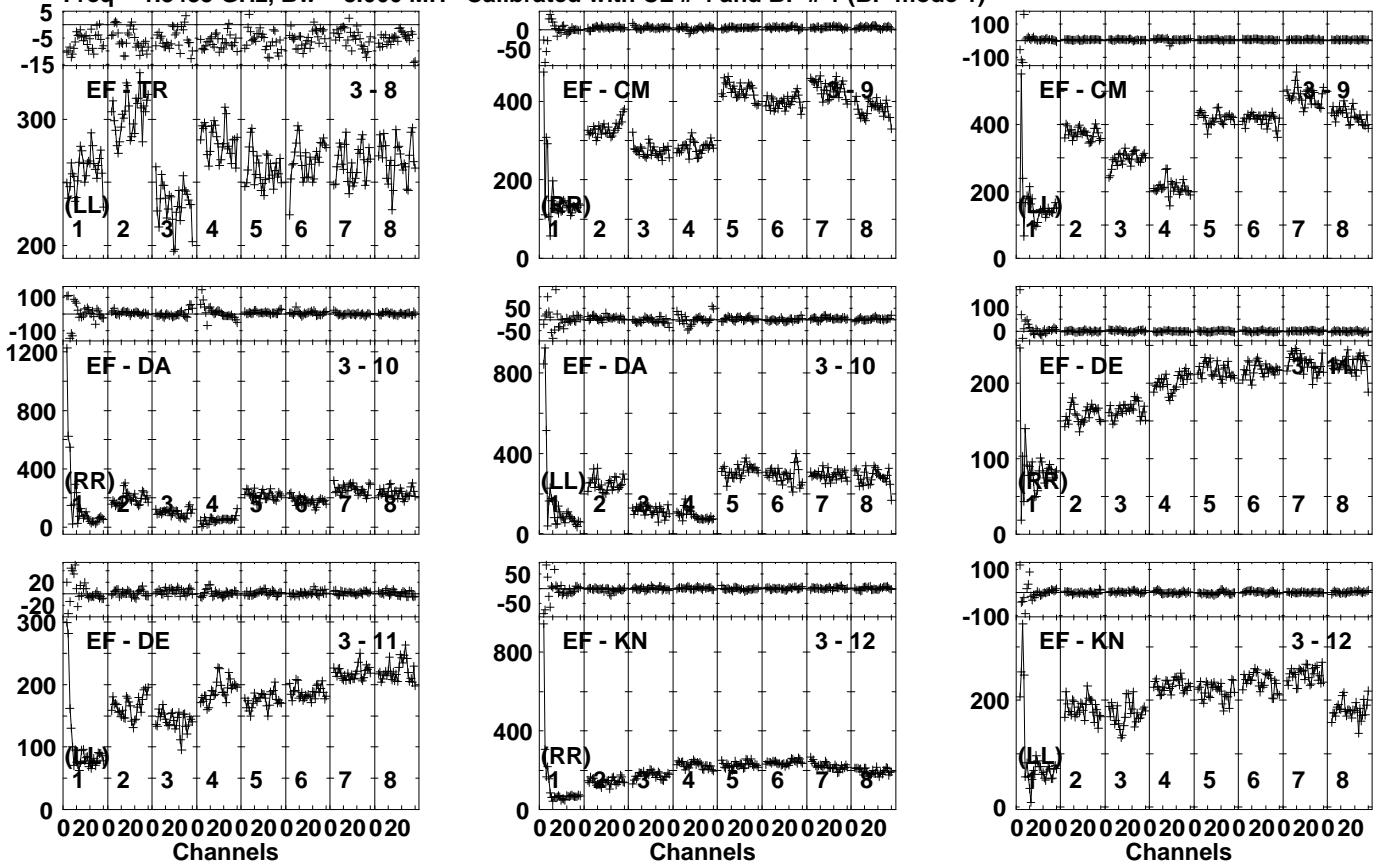


Lower frame: Milli Ampl Jy Top frame: Phas deg
 Vector averaged cross-power spectrum Several baselines displayed
 Timerange: 00/06:39:31 to 00/06:40:59

Plot file version 130 created 30-AUG-2023 08:38:37

J1103+1158 GM081D 1.UVDATA.1

Freq = 1.3435 GHz, Bw = 8.000 MH Calibrated with CL # 4 and BP # 1 (BP mode 1)

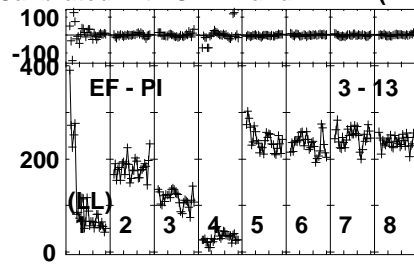
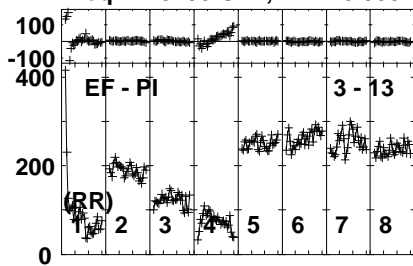


Lower frame: Milli Ampl Jy Top frame: Phas deg
Vector averaged cross-power spectrum Several baselines displayed
Timerange: 00/06:39:31 to 00/06:40:59

Plot file version 131 created 30-AUG-2023 08:38:38

J1103+1158 GM081D 1.UVDATA.1

Freq = 1.3435 GHz, Bw = 8.000 MH Calibrated with CL # 4 and BP # 1 (BP mode 1)

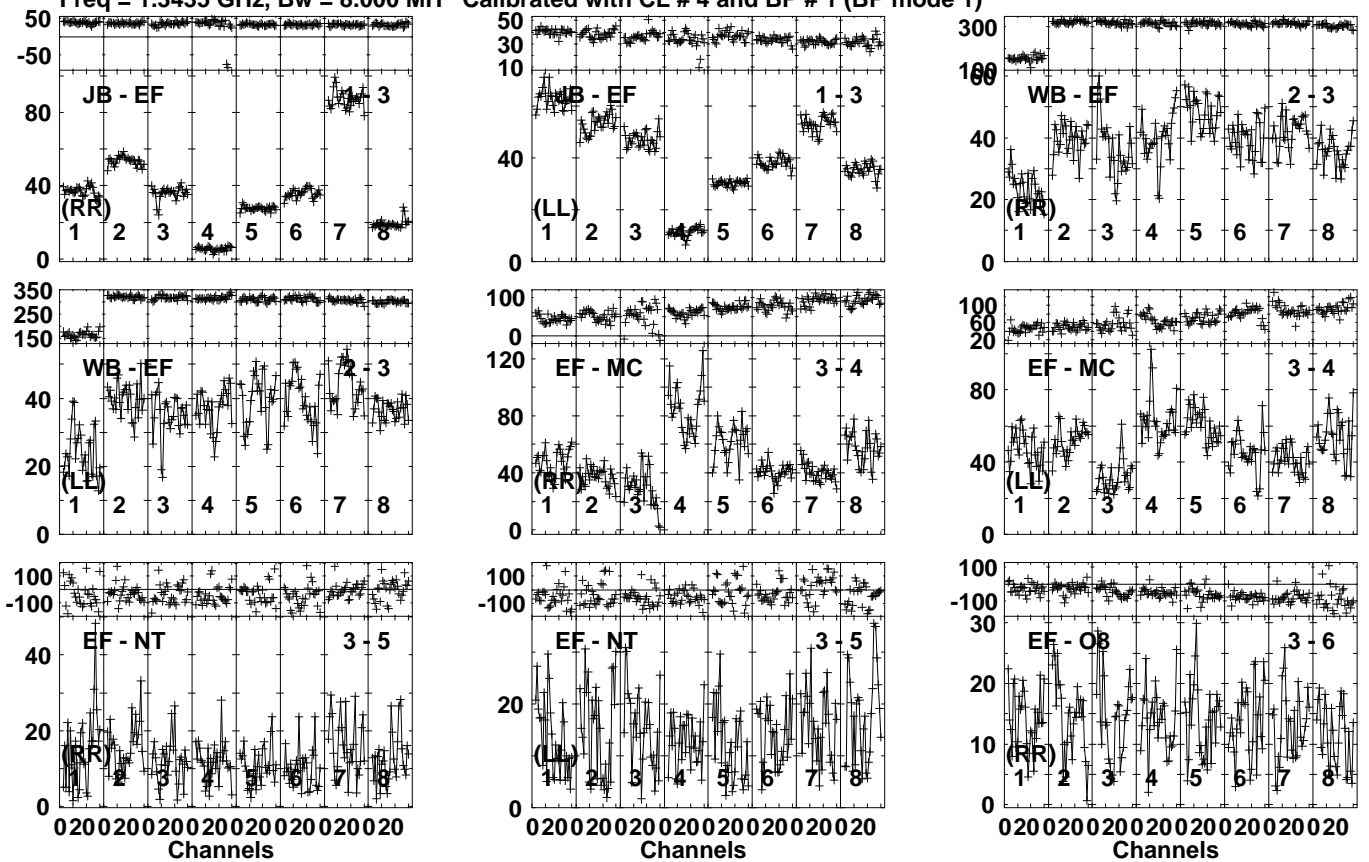


Lower frame: Milli Ampl Jy Top frame: Phas deg
Vector averaged cross-power spectrum Several baselines displayed
Timerange: 00/06:39:31 to 00/06:40:59

Plot file version 132 created 30-AUG-2023 08:38:41

J1100+1002 GM081D 1.UVDATA.1

Freq = 1.3435 GHz, Bw = 8.000 MH Calibrated with CL # 4 and BP # 1 (BP mode 1)

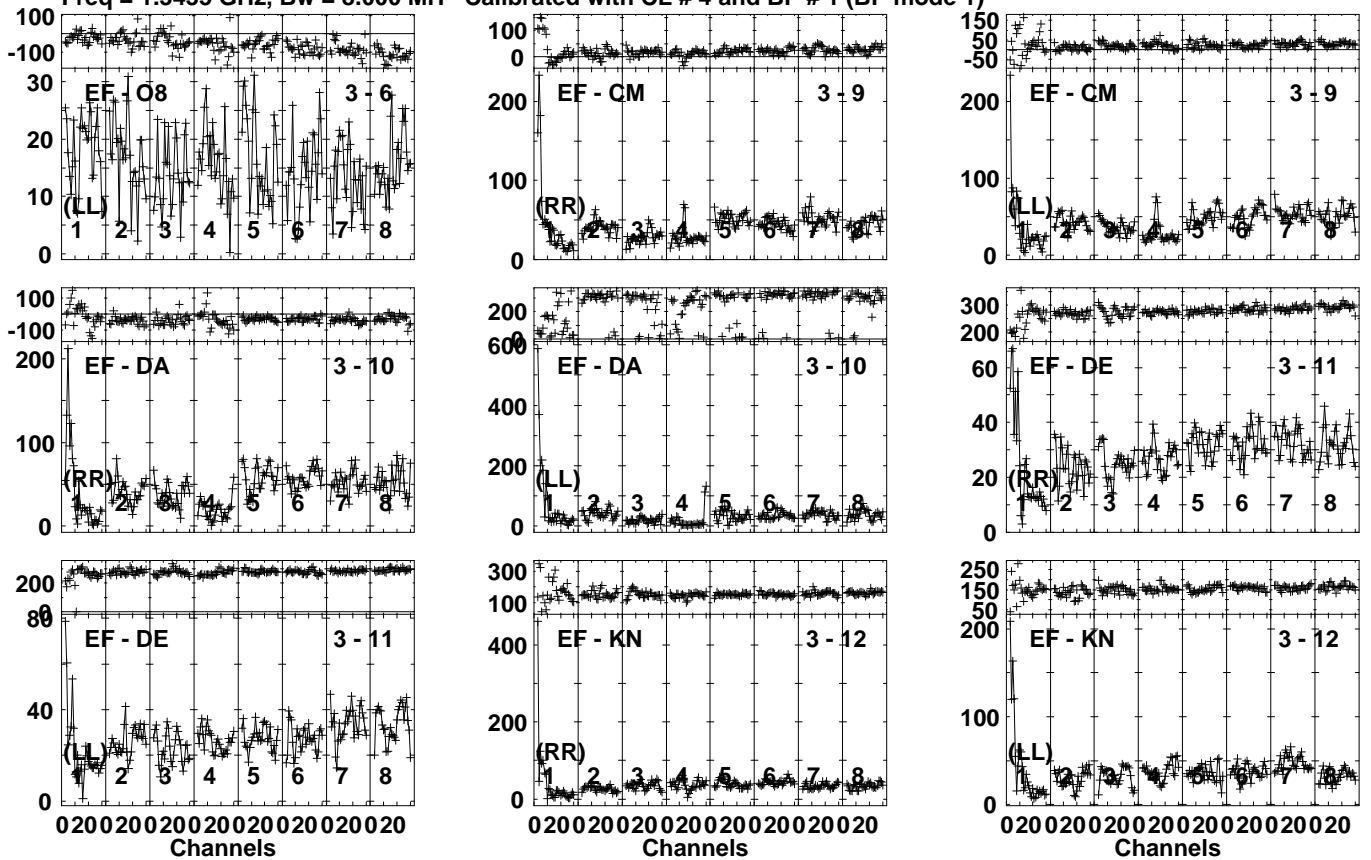


Lower frame: Milli Ampl Jy Top frame: Phas deg
Vector averaged cross-power spectrum Several baselines displayed
Timerange: 00/06:41:01 to 00/06:45:59

Plot file version 133 created 30-AUG-2023 08:38:41

J1100+1002 GM081D 1.UVDATA.1

Freq = 1.3435 GHz, Bw = 8.000 MH Calibrated with CL # 4 and BP # 1 (BP mode 1)

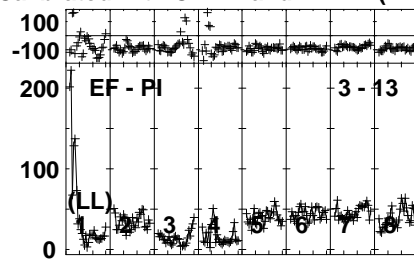
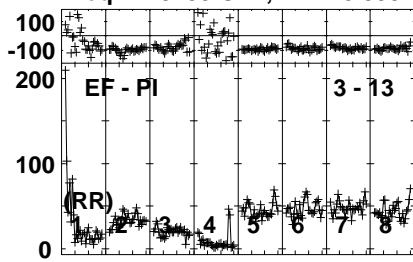


Lower frame: Milli Ampl Jy Top frame: Phas deg
Vector averaged cross-power spectrum Several baselines displayed
Timerange: 00/06:41:01 to 00/06:45:59

Plot file version 134 created 30-AUG-2023 08:38:42

J1100+1002 GM081D 1.UVDATA.1

Freq = 1.3435 GHz, Bw = 8.000 MH Calibrated with CL # 4 and BP # 1 (BP mode 1)

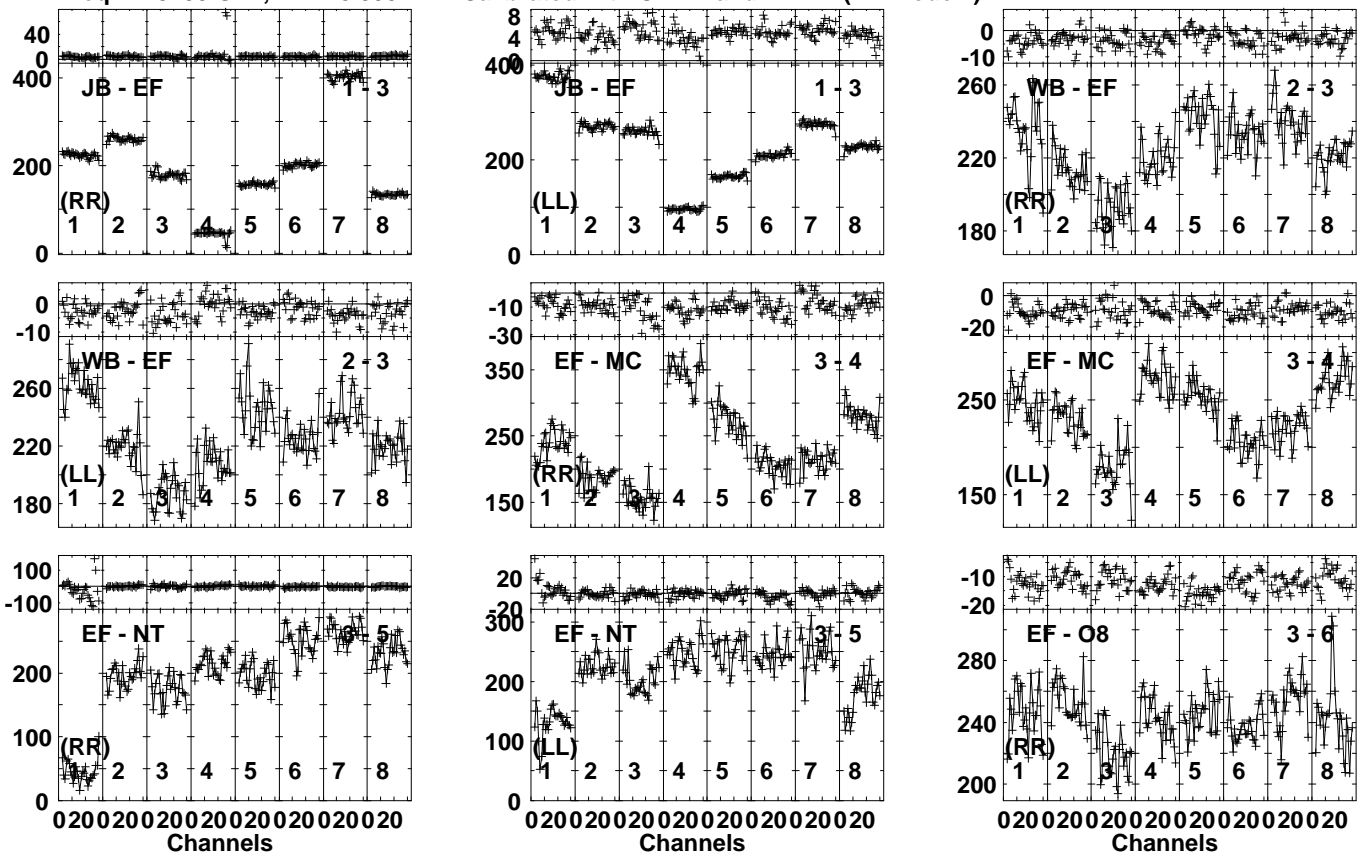


Lower frame: Milli Ampl Jy Top frame: Phas deg
Vector averaged cross-power spectrum Several baselines displayed
Timerange: 00/06:41:01 to 00/06:45:59

Plot file version 135 created 30-AUG-2023 08:38:45

J1103+1158 GM081D 1.UVDATA.1

Freq = 1.3435 GHz, Bw = 8.000 MH Calibrated with CL # 4 and BP # 1 (BP mode 1)

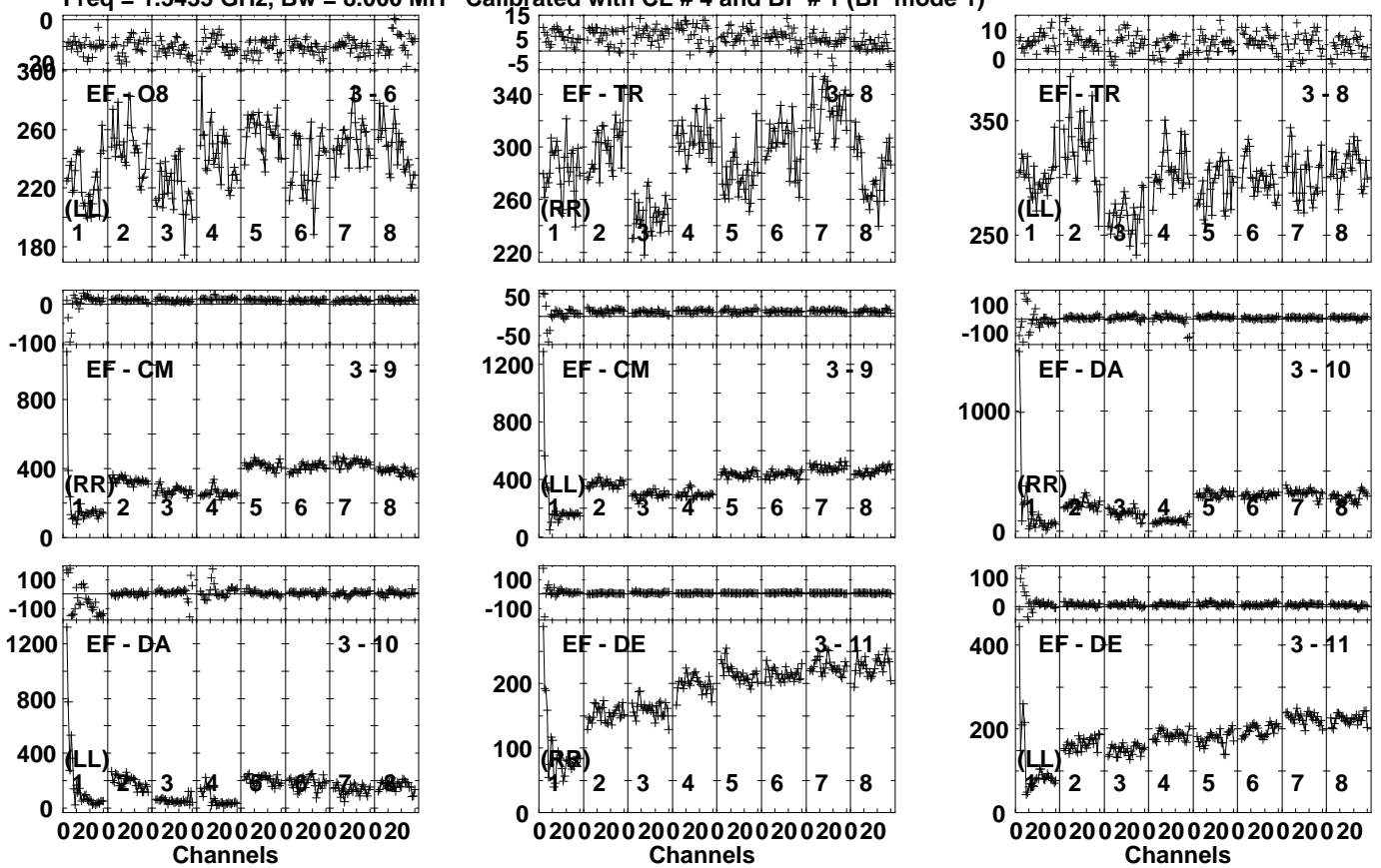


Lower frame: Milli Ampl Jy Top frame: Phas deg
Vector averaged cross-power spectrum Several baselines displayed
Timerange: 00/06:46:01 to 00/06:47:59

Plot file version 136 created 30-AUG-2023 08:38:45

J1103+1158 GM081D 1.UVDATA.1

Freq = 1.3435 GHz, Bw = 8.000 MH Calibrated with CL # 4 and BP # 1 (BP mode 1)

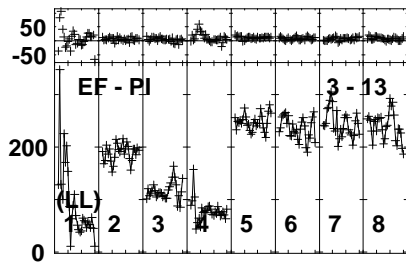
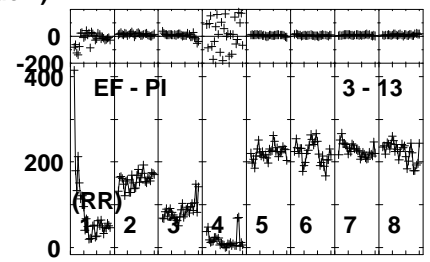
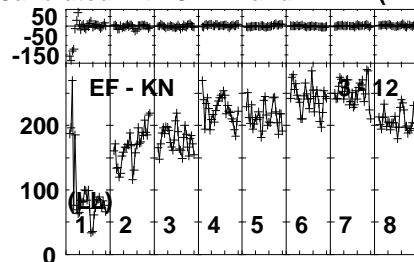
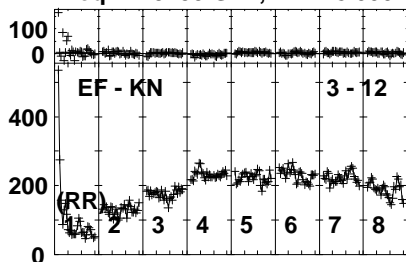


Lower frame: Milli Ampl Jy Top frame: Phas deg
 Vector averaged cross-power spectrum Several baselines displayed
 Timerange: 00/06:46:01 to 00/06:47:59

Plot file version 137 created 30-AUG-2023 08:38:46

J1103+1158 GM081D 1.UVDATA.1

Freq = 1.3435 GHz, Bw = 8.000 MH Calibrated with CL # 4 and BP # 1 (BP mode 1)

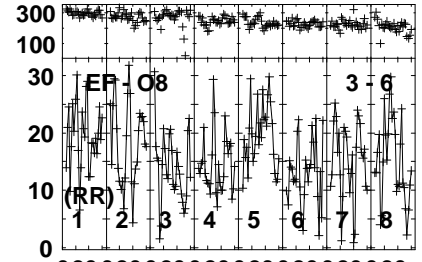
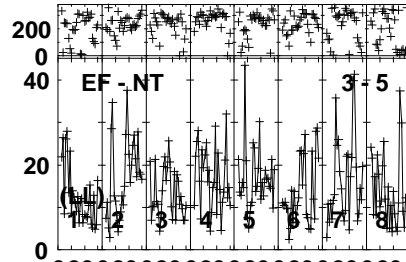
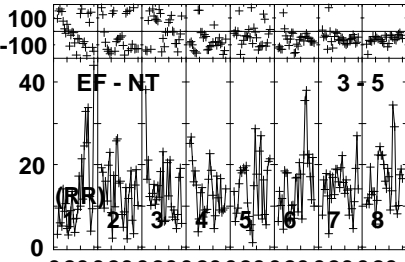
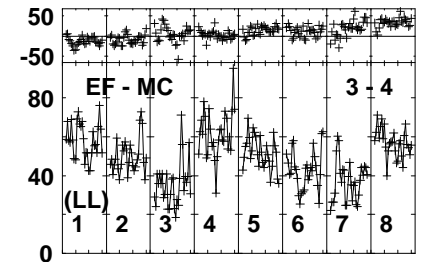
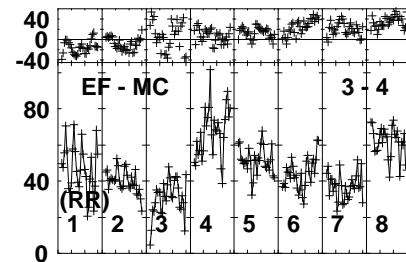
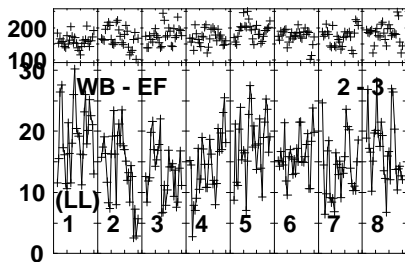
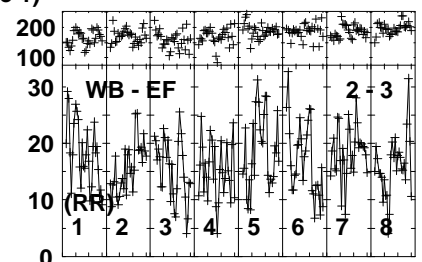
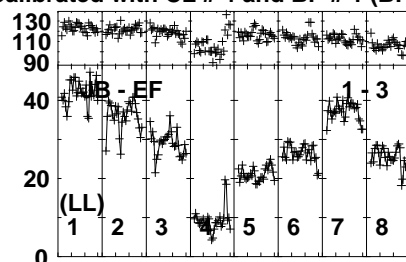
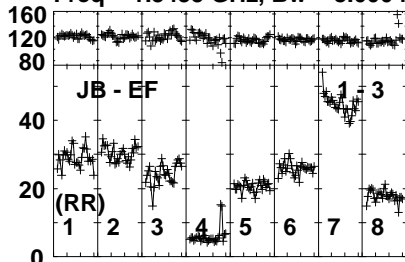


Lower frame: Milli Ampl Jy Top frame: Phas deg
Vector averaged cross-power spectrum Several baselines displayed
Timerange: 00/06:46:01 to 00/06:47:59

Plot file version 138 created 30-AUG-2023 08:38:49

J1100+1002 GM081D 1.UVDATA.1

Freq = 1.3435 GHz, Bw = 8.000 MH Calibrated with CL # 4 and BP # 1 (BP mode 1)

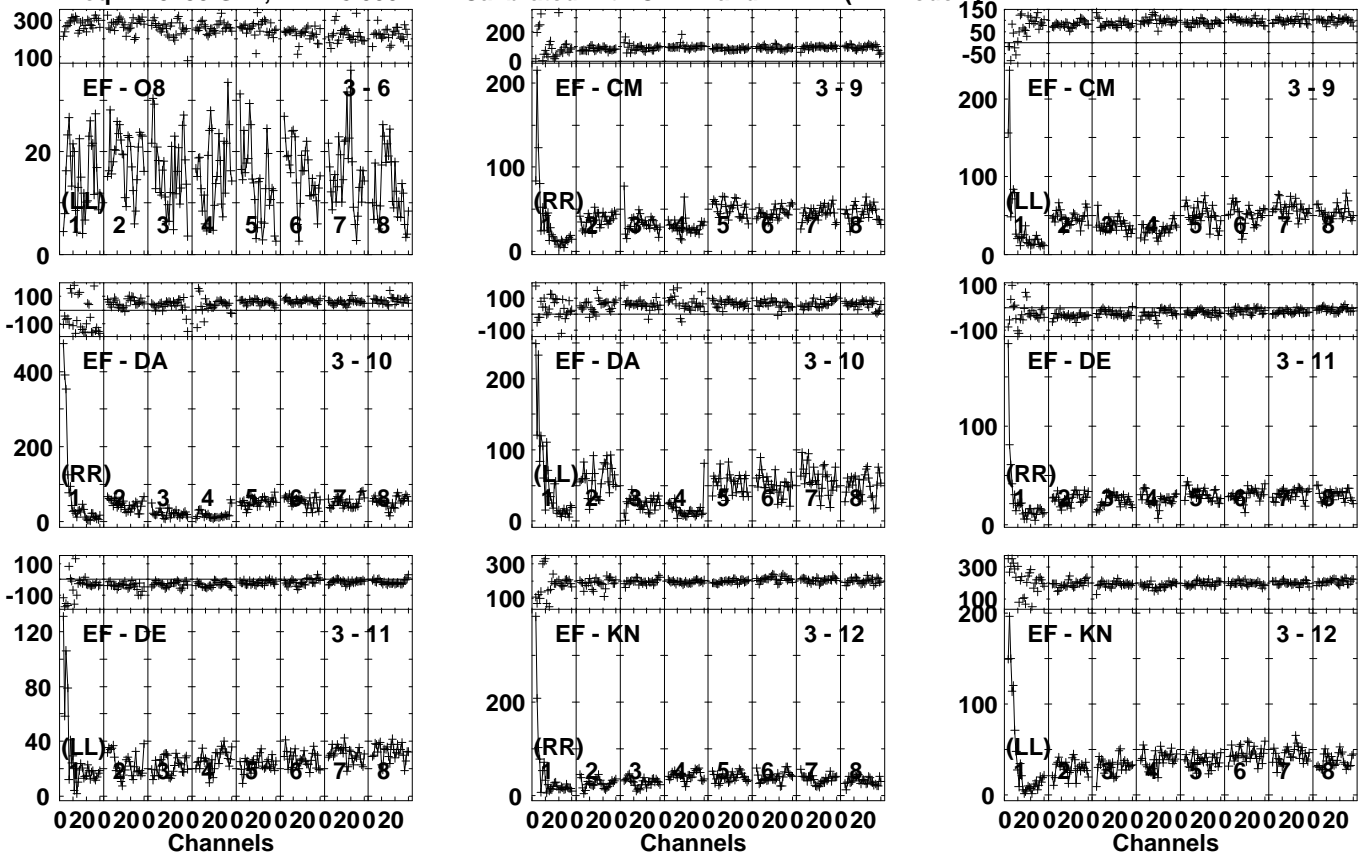


Lower frame: Milli Ampl Jy Top frame: Phas deg
Vector averaged cross-power spectrum Several baselines displayed
Timerange: 00/06:48:01 to 00/06:52:59

Plot file version 139 created 30-AUG-2023 08:38:50

J1100+1002 GM081D 1.UVDATA.1

Freq = 1.3435 GHz, Bw = 8.000 MH Calibrated with CL # 4 and BP # 1 (BP mode 1)

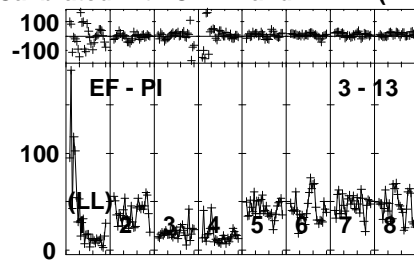
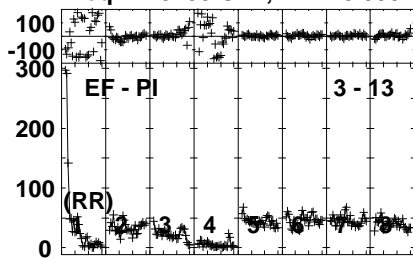


Lower frame: Milli Ampl Jy Top frame: Phas deg
Vector averaged cross-power spectrum Several baselines displayed
Timerange: 00/06:48:01 to 00/06:52:59

Plot file version 140 created 30-AUG-2023 08:38:50

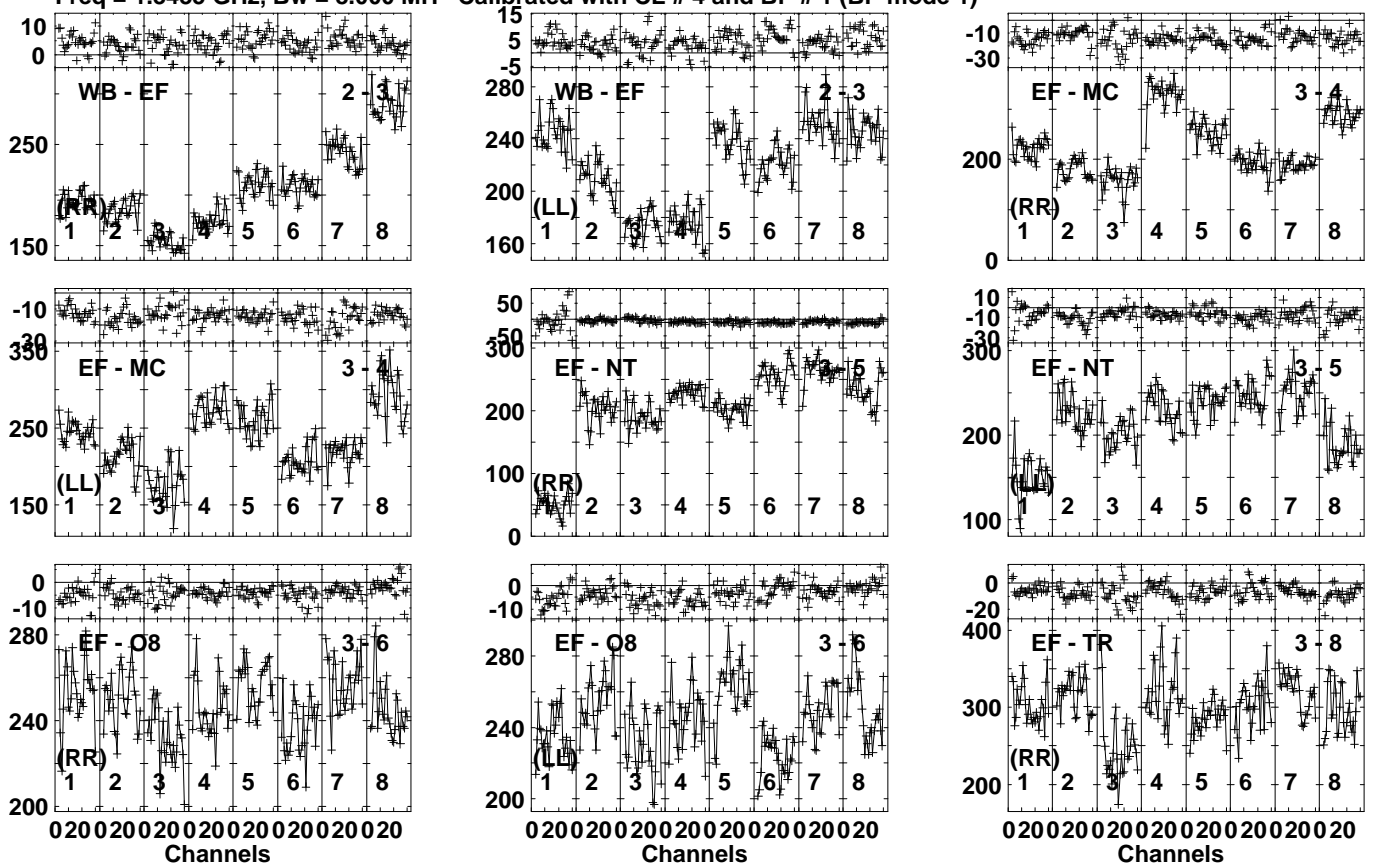
J1100+1002 GM081D 1.UVDATA.1

Freq = 1.3435 GHz, Bw = 8.000 MH Calibrated with CL # 4 and BP # 1 (BP mode 1)



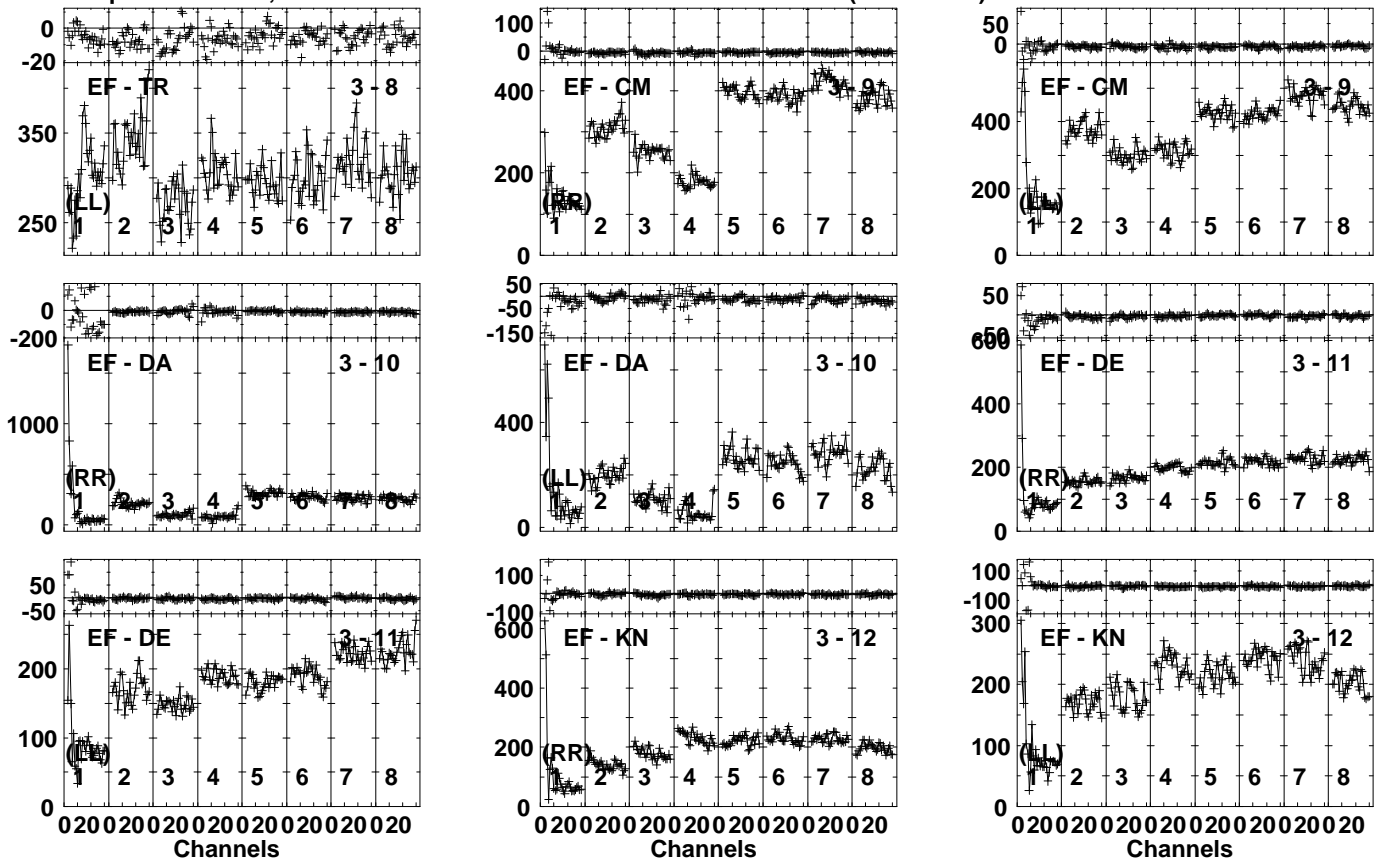
Lower frame: Milli Ampl Jy Top frame: Phas deg
Vector averaged cross-power spectrum Several baselines displayed
Timerange: 00/06:48:01 to 00/06:52:59

Plot file version 141 created 30-AUG-2023 08:38:54
 J1103+1158 GM081D 1.UVDATA.1
 Freq = 1.3435 GHz, Bw = 8.000 MH Calibrated with CL # 4 and BP # 1 (BP mode 1)



Lower frame: Milli Ampl Jy Top frame: Phas deg
 Vector averaged cross-power spectrum Several baselines displayed
 Timerange: 00/06:53:31 to 00/06:54:59

Plot file version 142 created 30-AUG-2023 08:38:54
 J1103+1158 GM081D 1.UVDATA.1
 Freq = 1.3435 GHz, Bw = 8.000 MH Calibrated with CL # 4 and BP # 1 (BP mode 1)

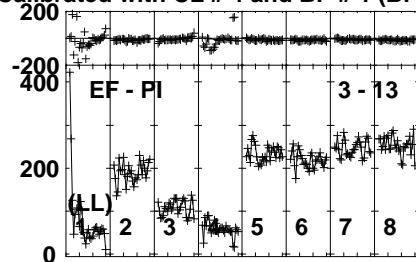
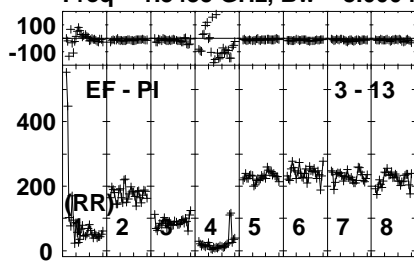


Lower frame: Milli Ampl Jy Top frame: Phas deg
 Vector averaged cross-power spectrum Several baselines displayed
 Timerange: 00/06:53:31 to 00/06:54:59

Plot file version 143 created 30-AUG-2023 08:38:55

J1103+1158 GM081D 1.UVDATA.1

Freq = 1.3435 GHz, Bw = 8.000 MH Calibrated with CL # 4 and BP # 1 (BP mode 1)

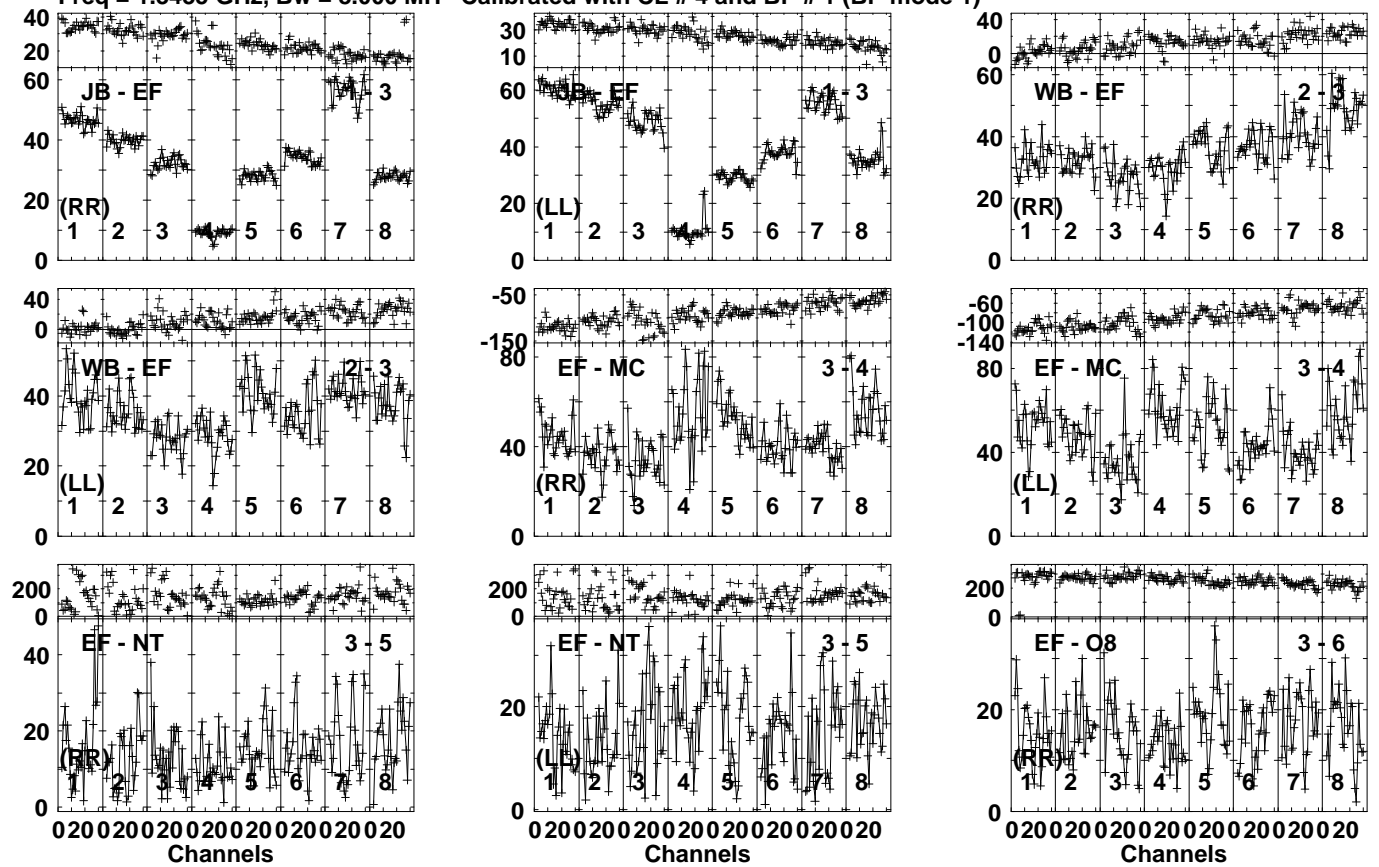


Lower frame: Milli Ampl Jy Top frame: Phas deg
Vector averaged cross-power spectrum Several baselines displayed
Timerange: 00/06:53:31 to 00/06:54:59

Plot file version 144 created 30-AUG-2023 08:38:57

J1100+1002 GM081D 1.UVDATA.1

Freq = 1.3435 GHz, Bw = 8.000 MH Calibrated with CL # 4 and BP # 1 (BP mode 1)

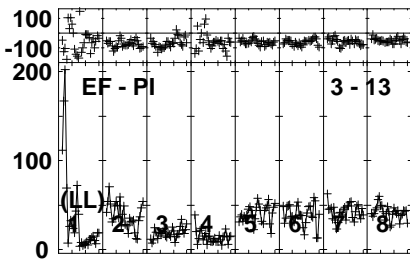
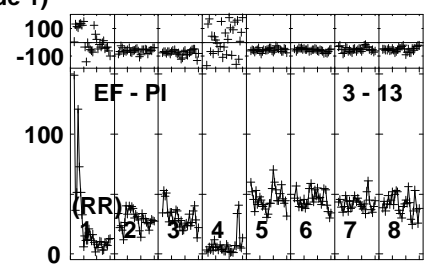
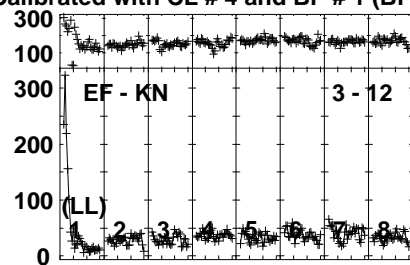
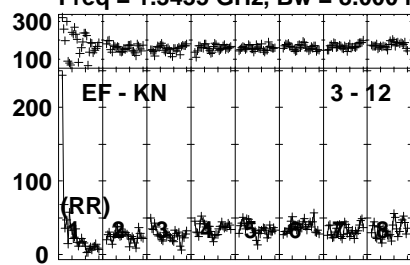


Lower frame: Milli Ampl Jy Top frame: Phas deg
 Vector averaged cross-power spectrum Several baselines displayed
 Timerange: 00/06:55:01 to 00/06:59:59

Plot file version 146 created 30-AUG-2023 08:38:59

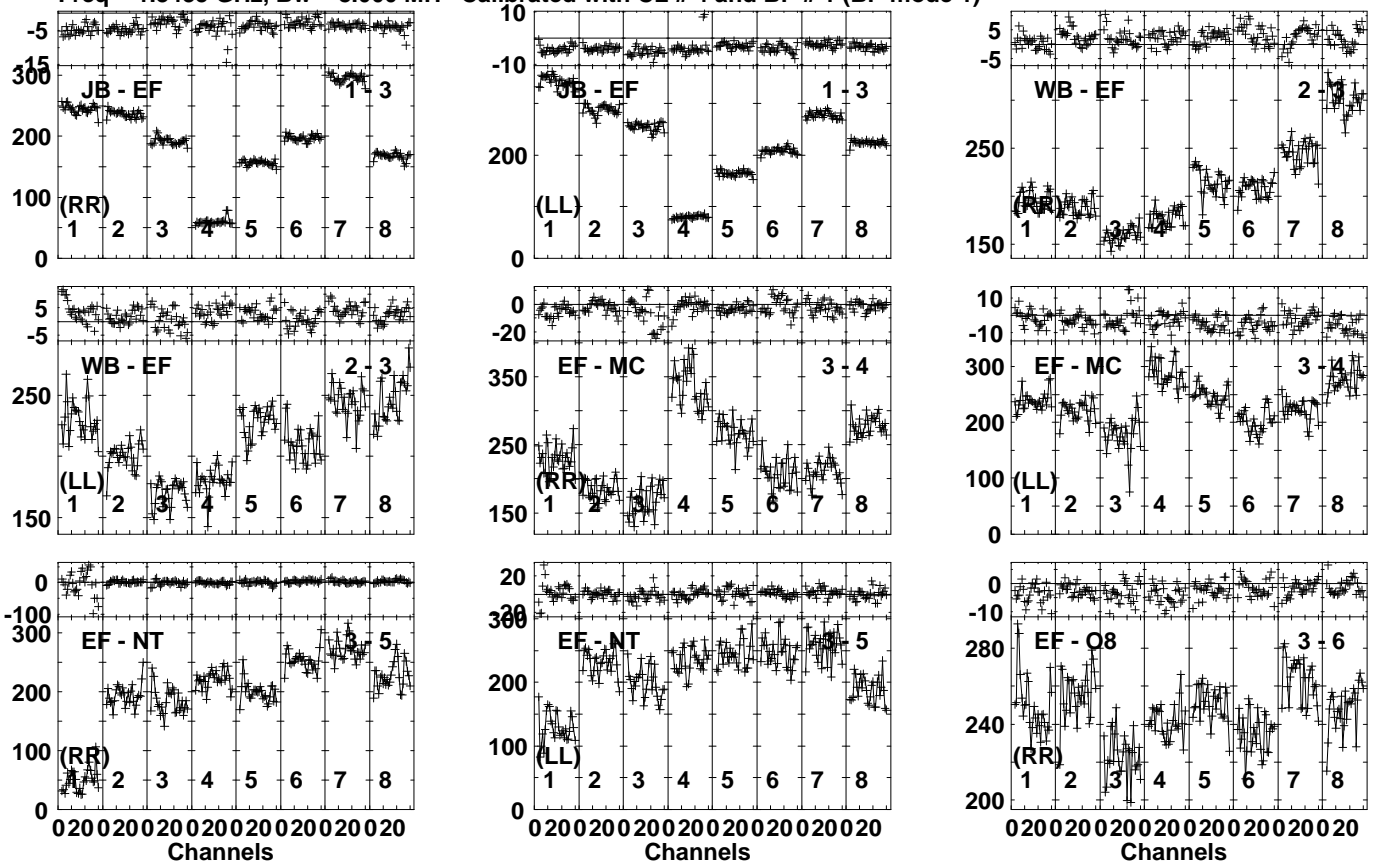
J1100+1002 GM081D 1.UVDATA.1

Freq = 1.3435 GHz, Bw = 8.000 MH Calibrated with CL # 4 and BP # 1 (BP mode 1)



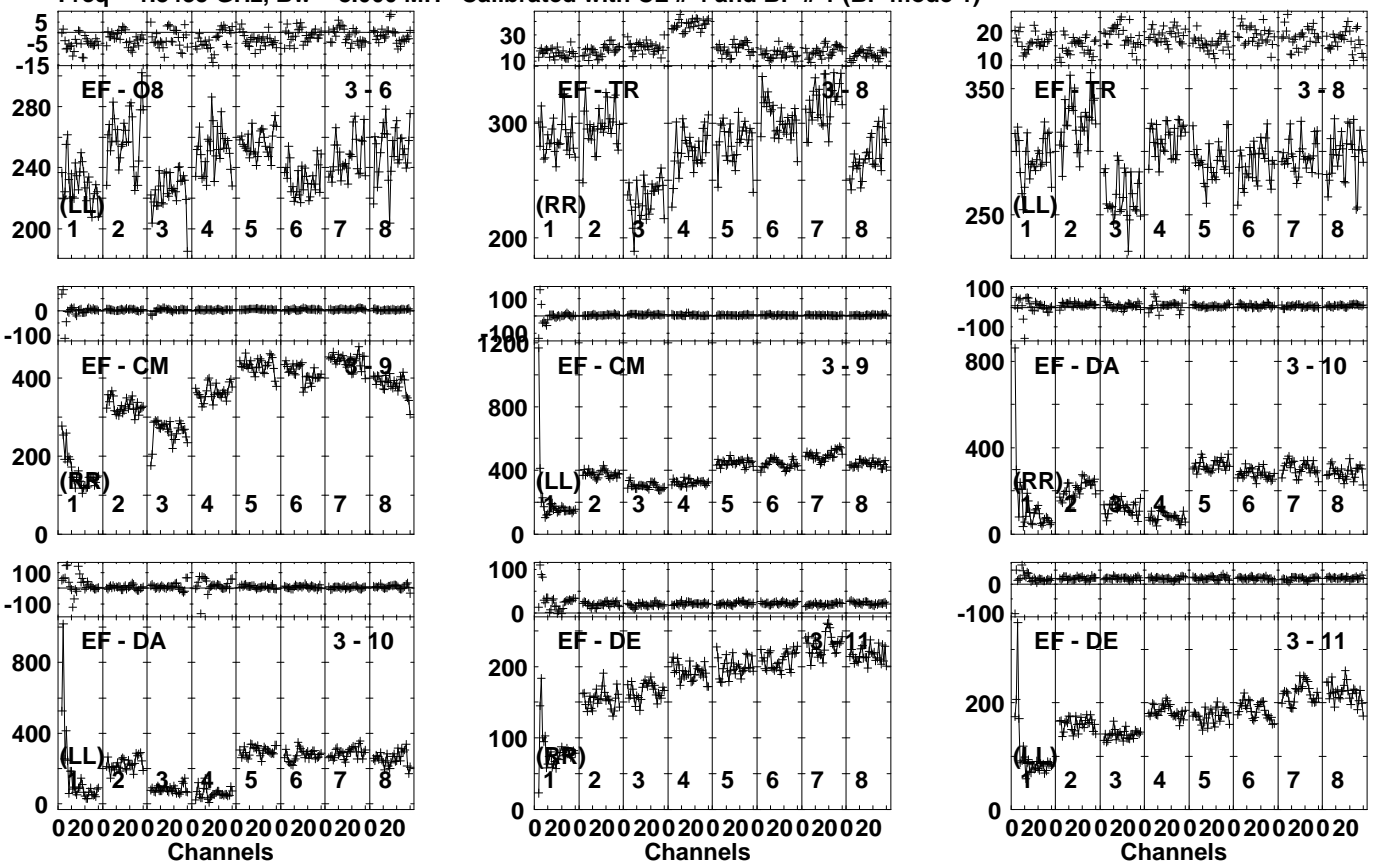
Lower frame: Milli Ampl Jy Top frame: Phas deg
Vector averaged cross-power spectrum Several baselines displayed
Timerange: 00/06:55:01 to 00/06:59:59

Plot file version 147 created 30-AUG-2023 08:39:02
 J1103+1158 GM081D 1.UVDATA.1
 Freq = 1.3435 GHz, Bw = 8.000 MH Calibrated with CL # 4 and BP # 1 (BP mode 1)



Lower frame: Milli Ampl Jy Top frame: Phas deg
 Vector averaged cross-power spectrum Several baselines displayed
 Timerange: 00/07:00:01 to 00/07:01:59

Plot file version 148 created 30-AUG-2023 08:39:02
 J1103+1158 GM081D 1.UVDATA.1
 Freq = 1.3435 GHz, Bw = 8.000 MH Calibrated with CL # 4 and BP # 1 (BP mode 1)

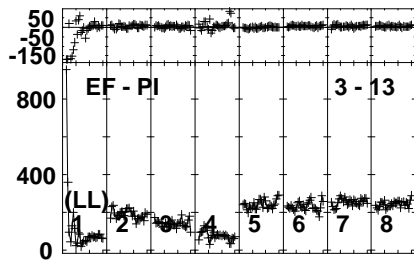
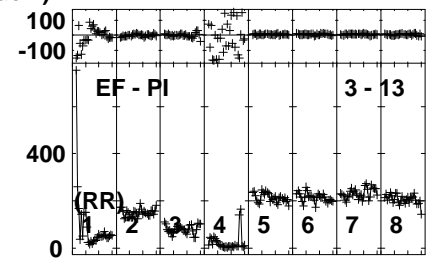
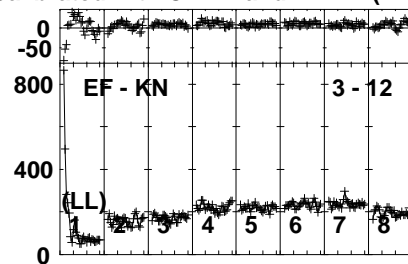
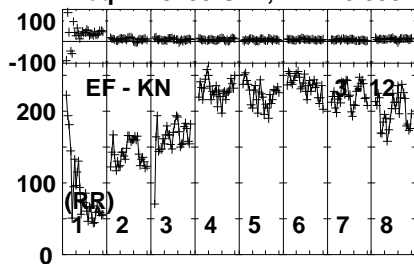


Lower frame: Milli Ampl Jy Top frame: Phas deg
 Vector averaged cross-power spectrum Several baselines displayed
 Timerange: 00/07:00:01 to 00/07:01:59

Plot file version 149 created 30-AUG-2023 08:39:03

J1103+1158 GM081D 1.UVDATA.1

Freq = 1.3435 GHz, Bw = 8.000 MH Calibrated with CL # 4 and BP # 1 (BP mode 1)

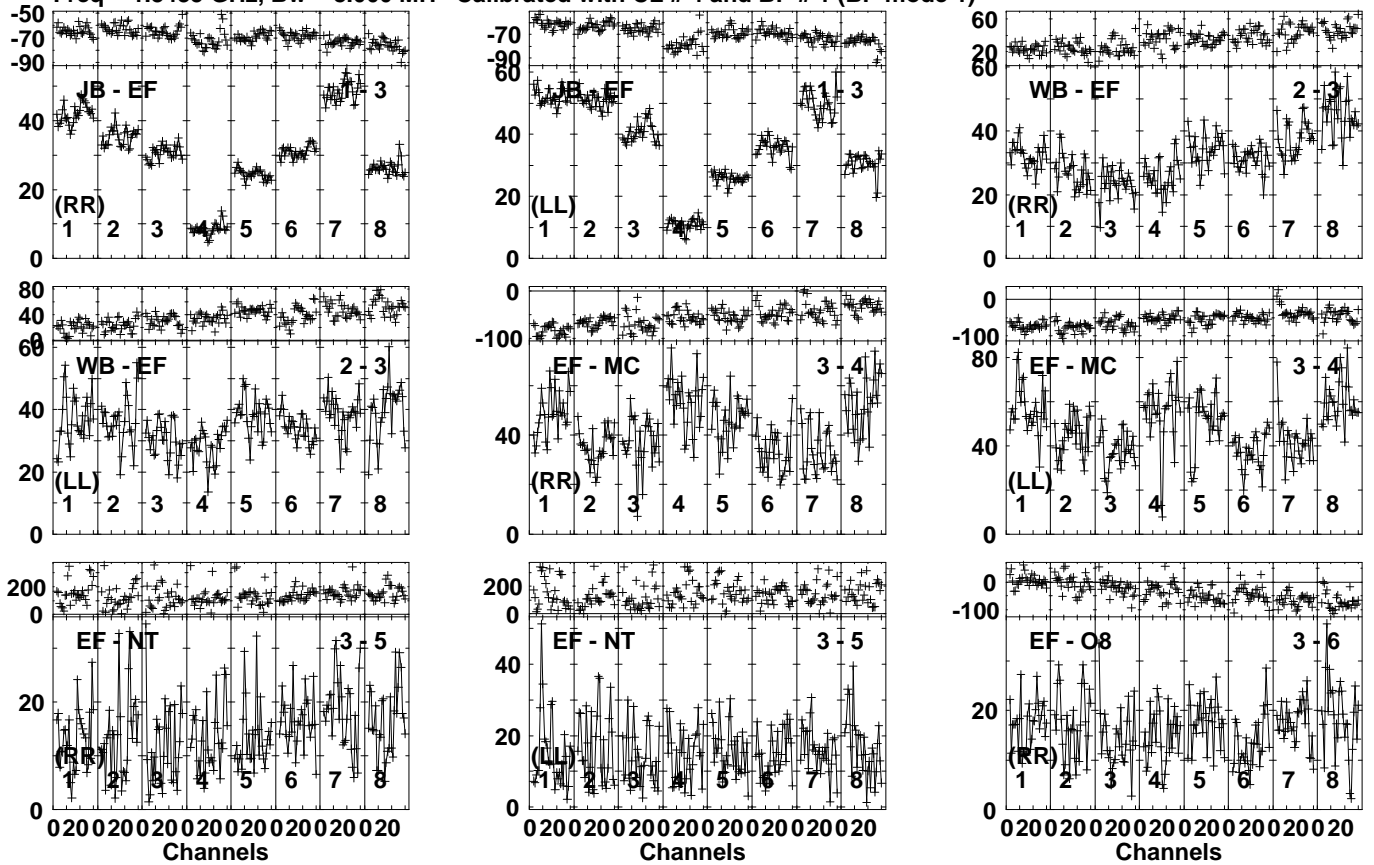


Lower frame: Milli Ampl Jy Top frame: Phas deg
Vector averaged cross-power spectrum Several baselines displayed
Timerange: 00/07:00:01 to 00/07:01:59

Plot file version 150 created 30-AUG-2023 08:39:06

J1100+1002 GM081D 1.UVDATA.1

Freq = 1.3435 GHz, Bw = 8.000 MH Calibrated with CL # 4 and BP # 1 (BP mode 1)

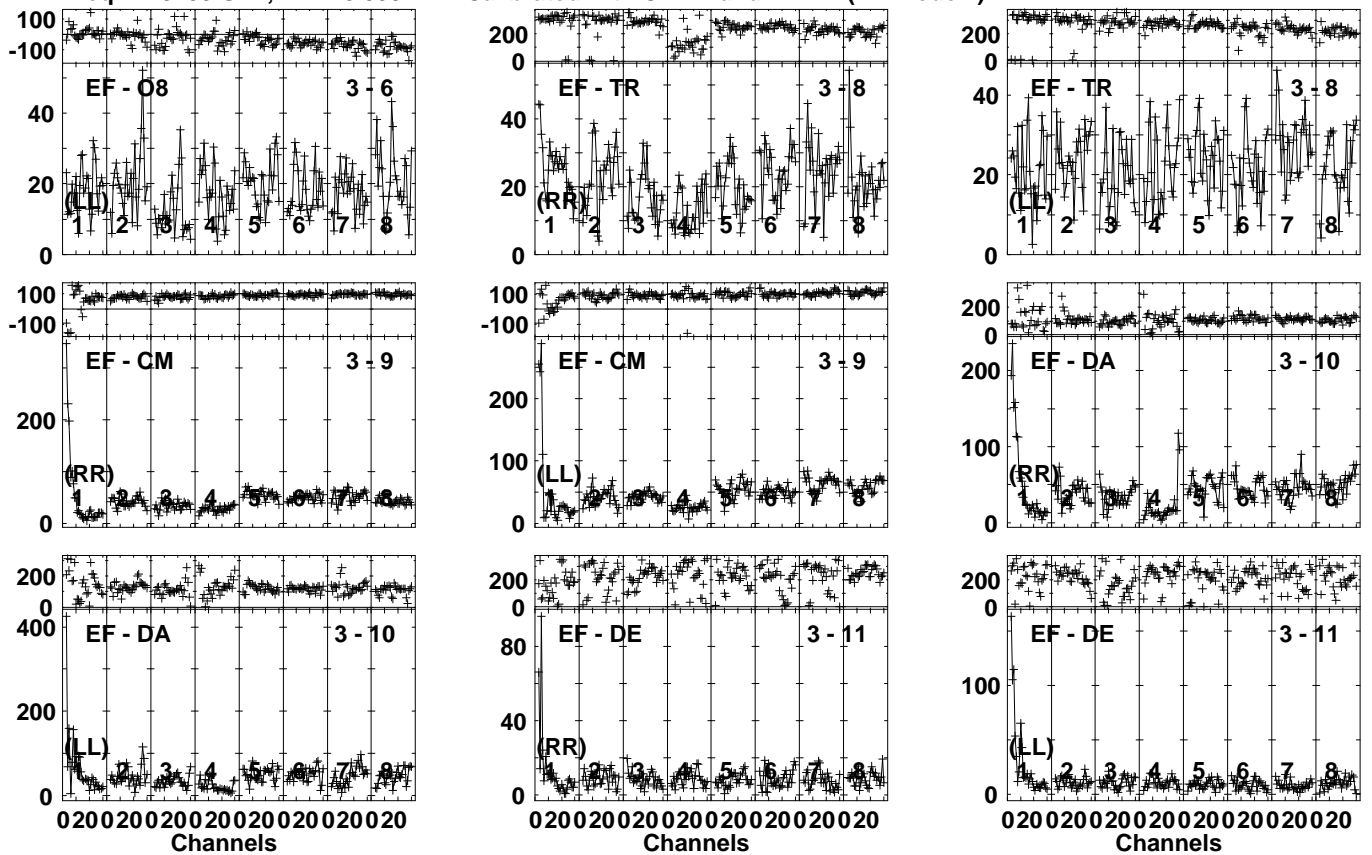


Lower frame: Milli Ampl Jy Top frame: Phas deg
 Vector averaged cross-power spectrum Several baselines displayed
 Timerange: 00/07:02:01 to 00/07:06:59

Plot file version 151 created 30-AUG-2023 08:39:07

J1100+1002 GM081D 1.UVDATA.1

Freq = 1.3435 GHz, Bw = 8.000 MH Calibrated with CL # 4 and BP # 1 (BP mode 1)

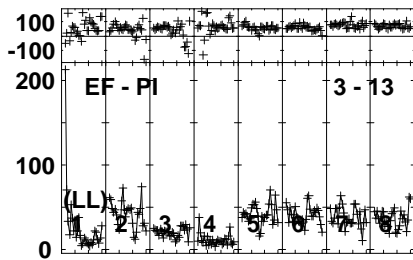
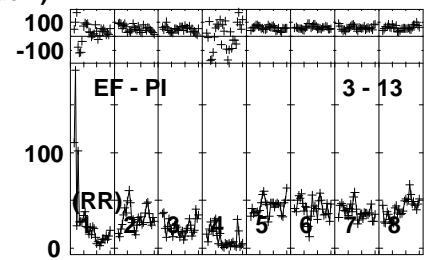
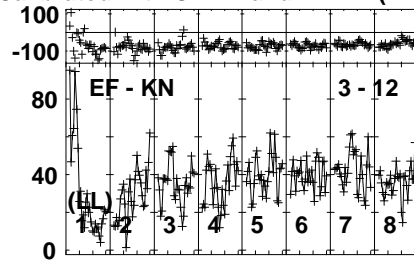
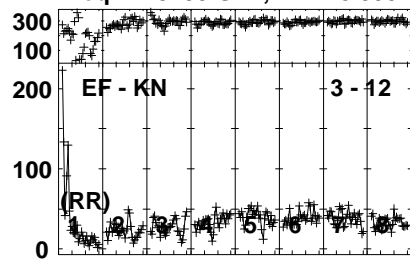


Lower frame: Milli Ampl Jy Top frame: Phas deg
Vector averaged cross-power spectrum Several baselines displayed
Timerange: 00/07:02:01 to 00/07:06:59

Plot file version 152 created 30-AUG-2023 08:39:07

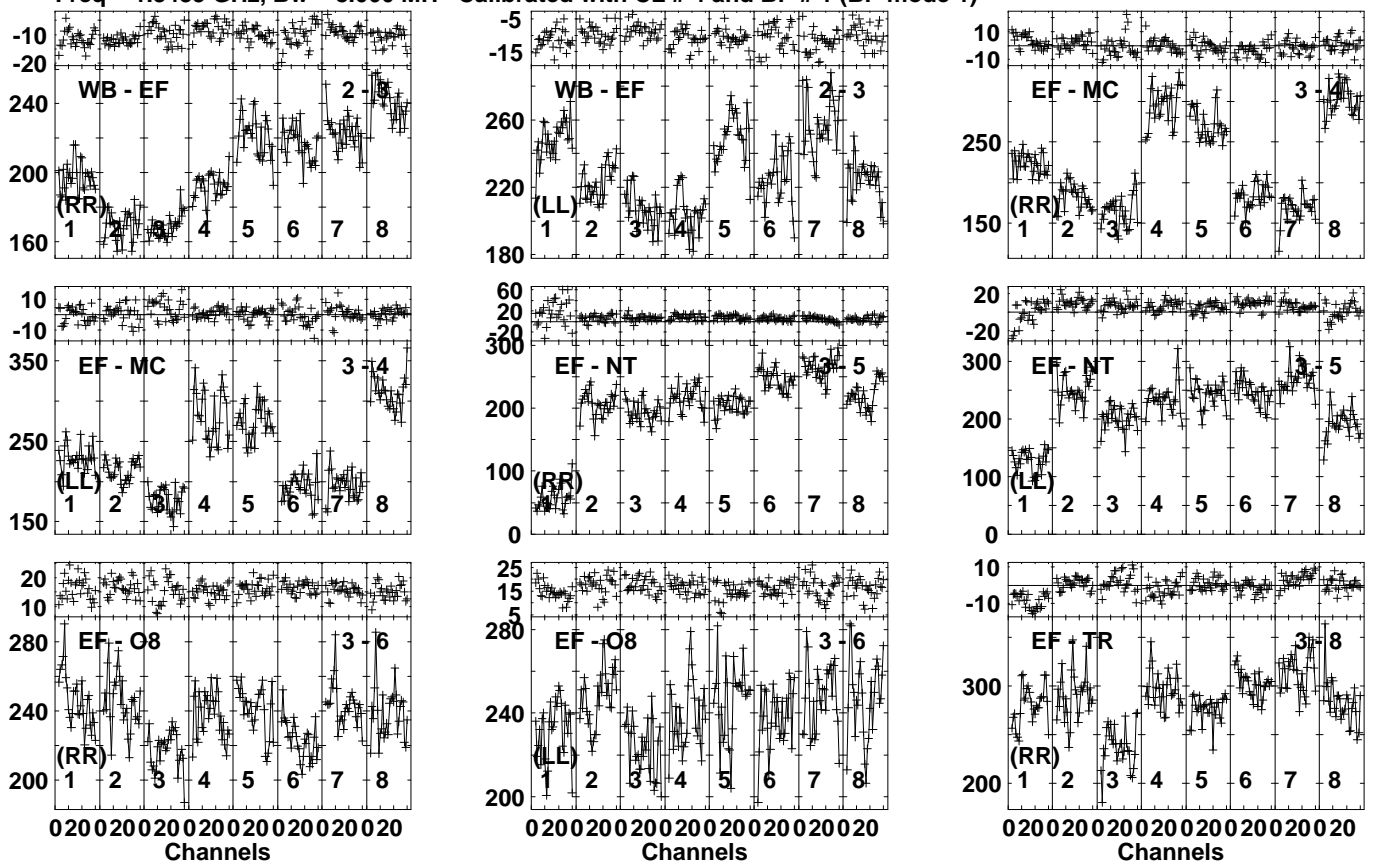
J1100+1002 GM081D 1.UVDATA.1

Freq = 1.3435 GHz, Bw = 8.000 MH Calibrated with CL # 4 and BP # 1 (BP mode 1)



Lower frame: Milli Ampl Jy Top frame: Phas deg
Vector averaged cross-power spectrum Several baselines displayed
Timerange: 00/07:02:01 to 00/07:06:59

Plot file version 153 created 30-AUG-2023 08:39:10
 J1103+1158 GM081D 1.UVDATA.1
 Freq = 1.3435 GHz, Bw = 8.000 MH Calibrated with CL # 4 and BP # 1 (BP mode 1)

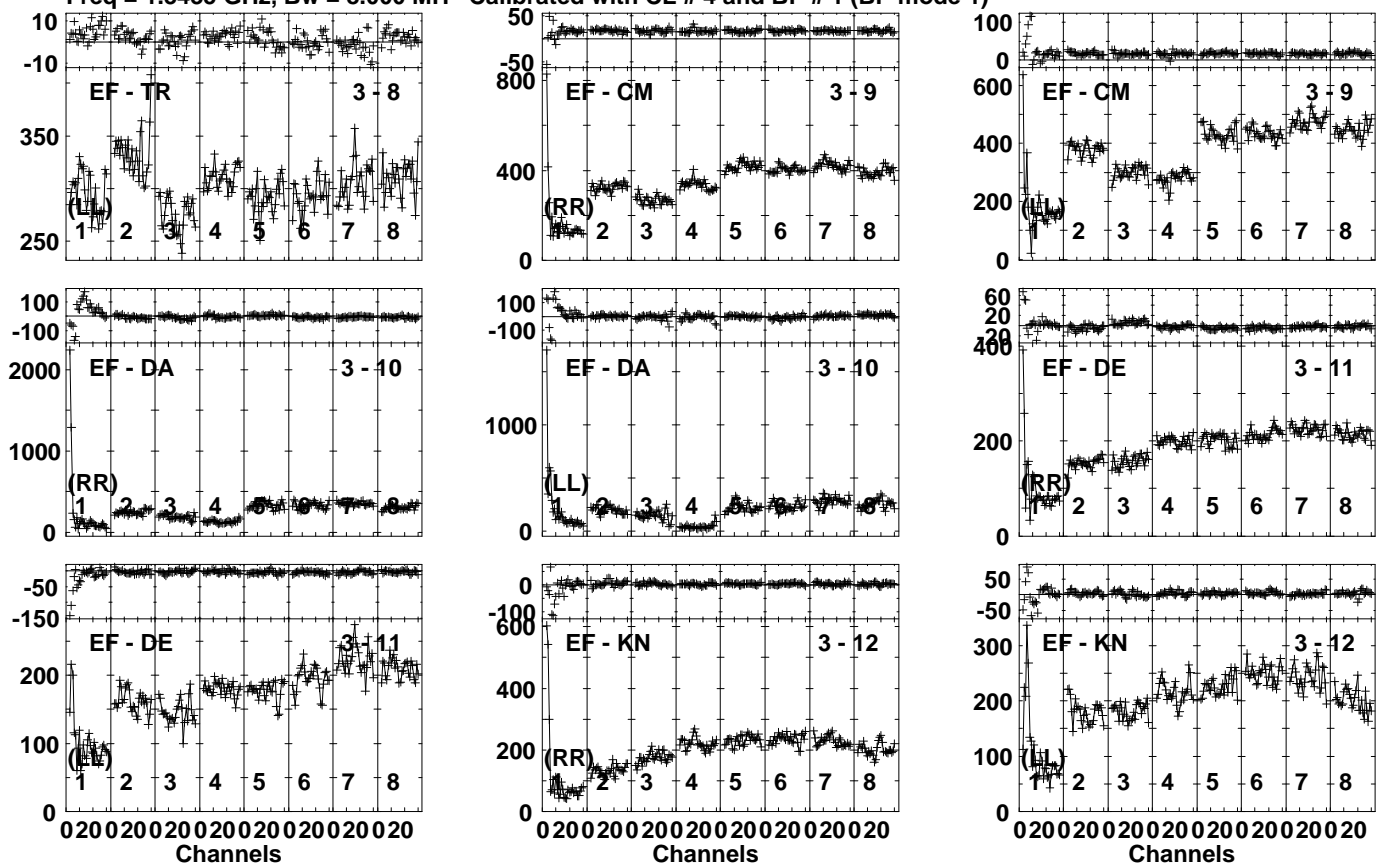


Lower frame: Milli Ampl Jy Top frame: Phas deg
 Vector averaged cross-power spectrum Several baselines displayed
 Timerange: 00/07:07:31 to 00/07:08:59

Plot file version 154 created 30-AUG-2023 08:39:11

J1103+1158 GM081D 1.UVDATA.1

Freq = 1.3435 GHz, Bw = 8.000 MH Calibrated with CL # 4 and BP # 1 (BP mode 1)

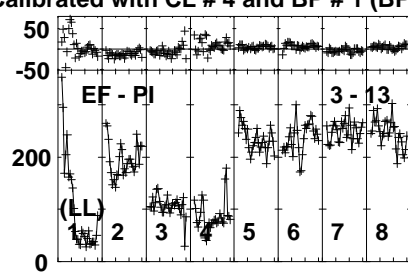
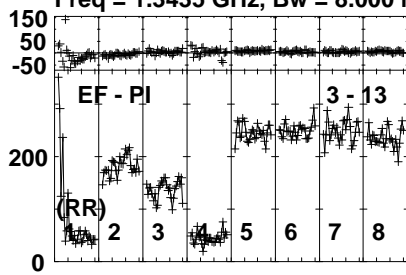


Lower frame: Milli Ampl Jy Top frame: Phas deg
Vector averaged cross-power spectrum Several baselines displayed
Timerange: 00/07:07:31 to 00/07:08:59

Plot file version 155 created 30-AUG-2023 08:39:11

J1103+1158 GM081D 1.UVDATA.1

Freq = 1.3435 GHz, Bw = 8.000 MH Calibrated with CL # 4 and BP # 1 (BP mode 1)

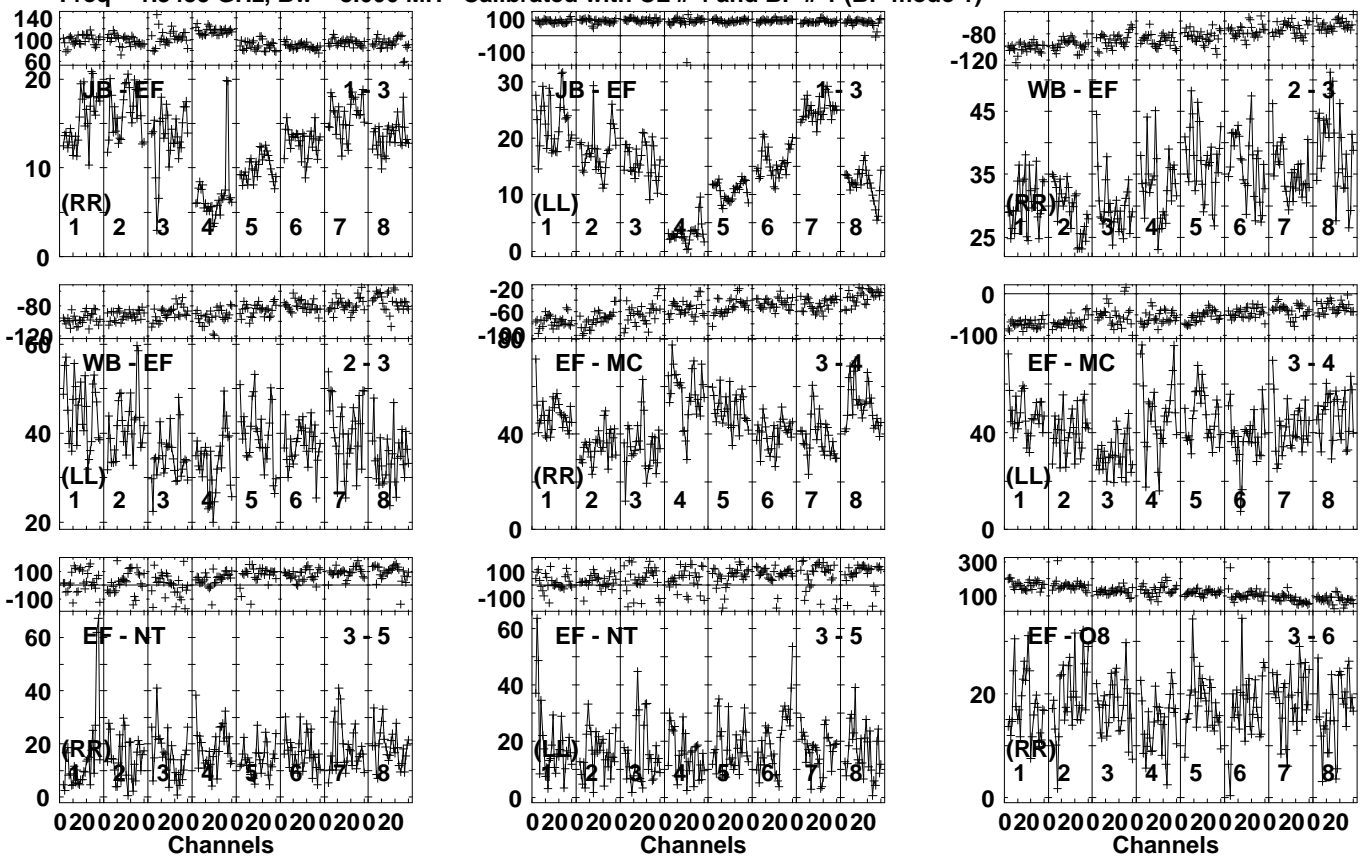


Lower frame: Milli Ampl Jy Top frame: Phas deg
Vector averaged cross-power spectrum Several baselines displayed
Timerange: 00/07:07:31 to 00/07:08:59

Plot file version 156 created 30-AUG-2023 08:39:14

J1100+1002 GM081D 1.UVDATA.1

Freq = 1.3435 GHz, Bw = 8.000 MH Calibrated with CL # 4 and BP # 1 (BP mode 1)

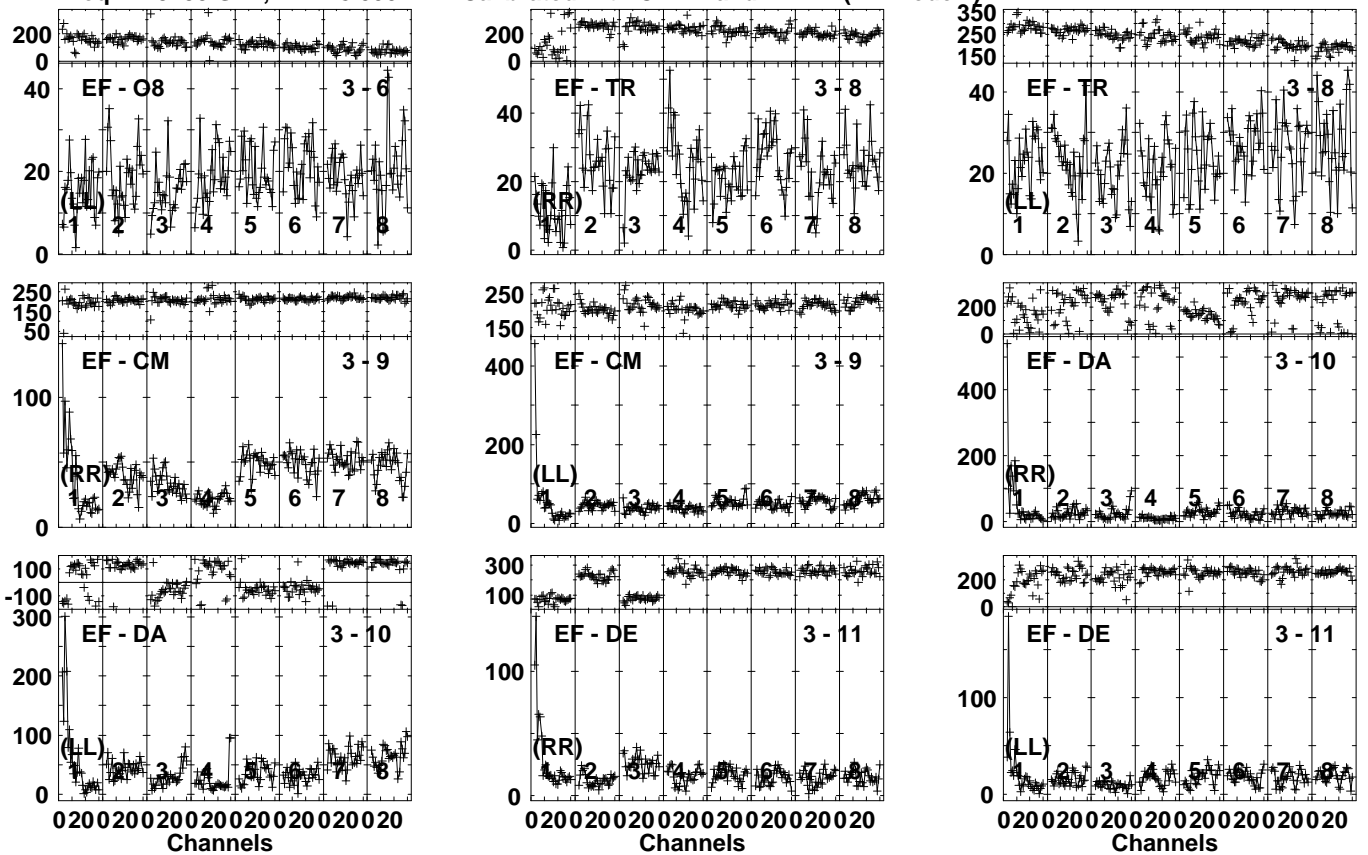


Lower frame: Milli Ampl Jy Top frame: Phas deg
Vector averaged cross-power spectrum Several baselines displayed
Timerange: 00/07:09:01 to 00/07:13:59

Plot file version 157 created 30-AUG-2023 08:39:15

J1100+1002 GM081D 1.UVDATA.1

Freq = 1.3435 GHz, Bw = 8.000 MH Calibrated with CL # 4 and BP # 1 (BP mode 1)

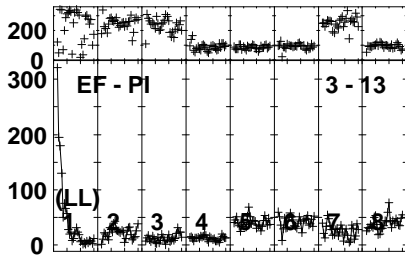
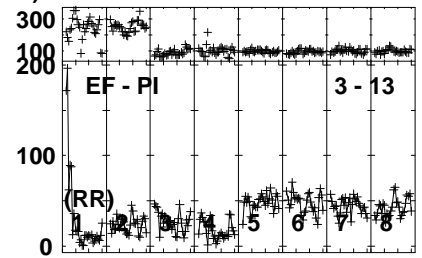
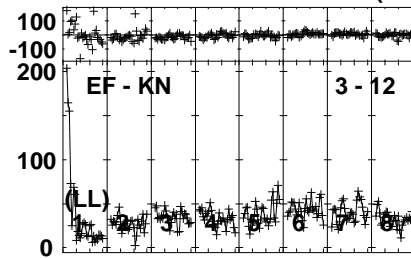
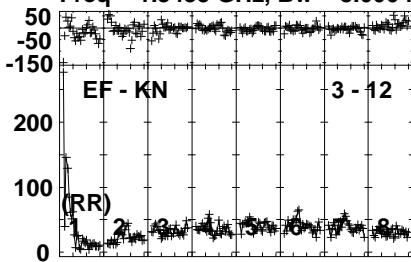


Lower frame: Milli Ampl Jy Top frame: Phas deg
Vector averaged cross-power spectrum Several baselines displayed
Timerange: 00/07:09:01 to 00/07:13:59

Plot file version 158 created 30-AUG-2023 08:39:16

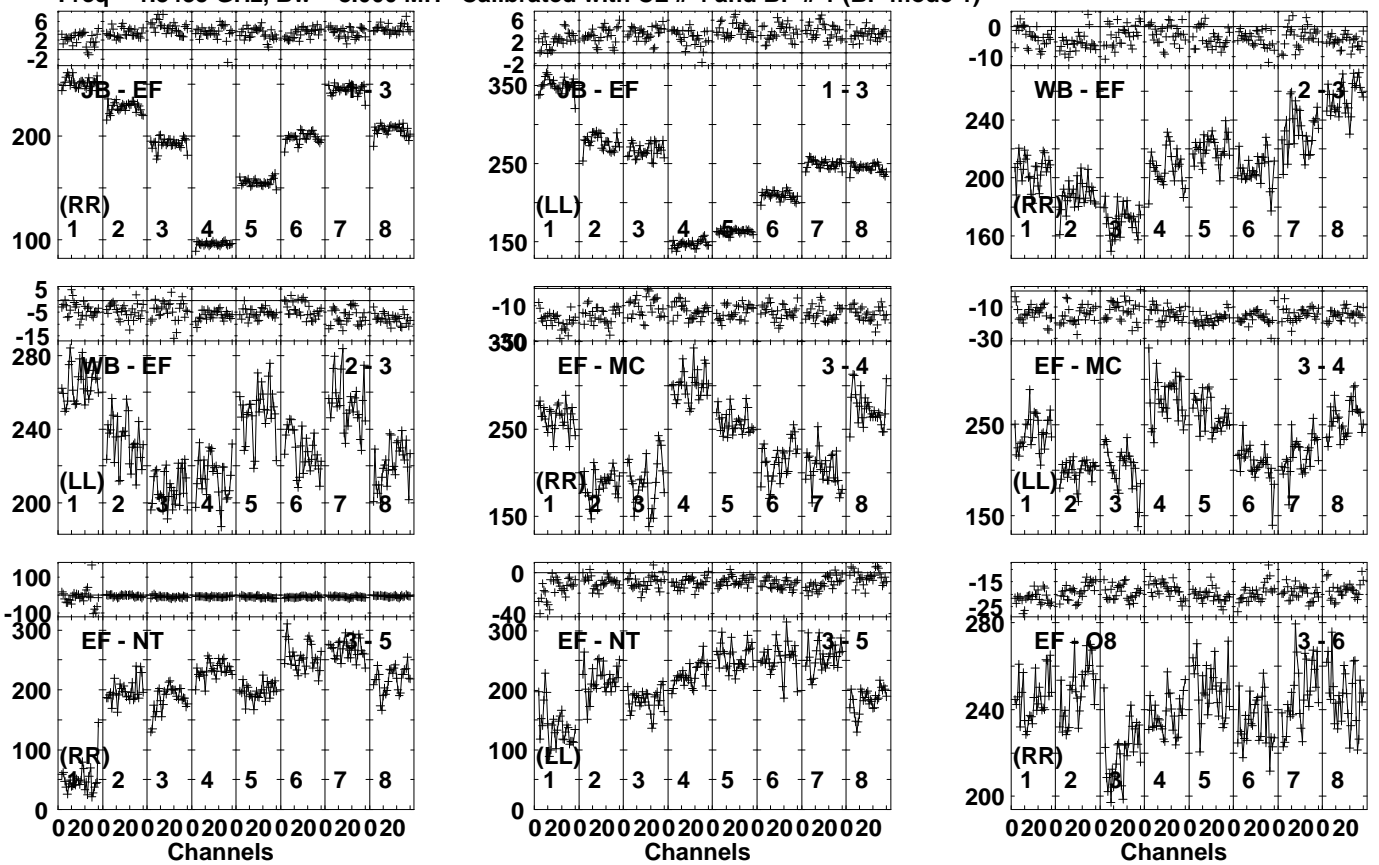
J1100+1002 GM081D 1.UVDATA.1

Freq = 1.3435 GHz, Bw = 8.000 MH Calibrated with CL # 4 and BP # 1 (BP mode 1)



Lower frame: Milli Ampl Jy Top frame: Phas deg
Vector averaged cross-power spectrum Several baselines displayed
Timerange: 00/07:09:01 to 00/07:13:59

Plot file version 159 created 30-AUG-2023 08:39:19
 J1103+1158 GM081D 1.UVDATA.1
 Freq = 1.3435 GHz, Bw = 8.000 MH Calibrated with CL # 4 and BP # 1 (BP mode 1)

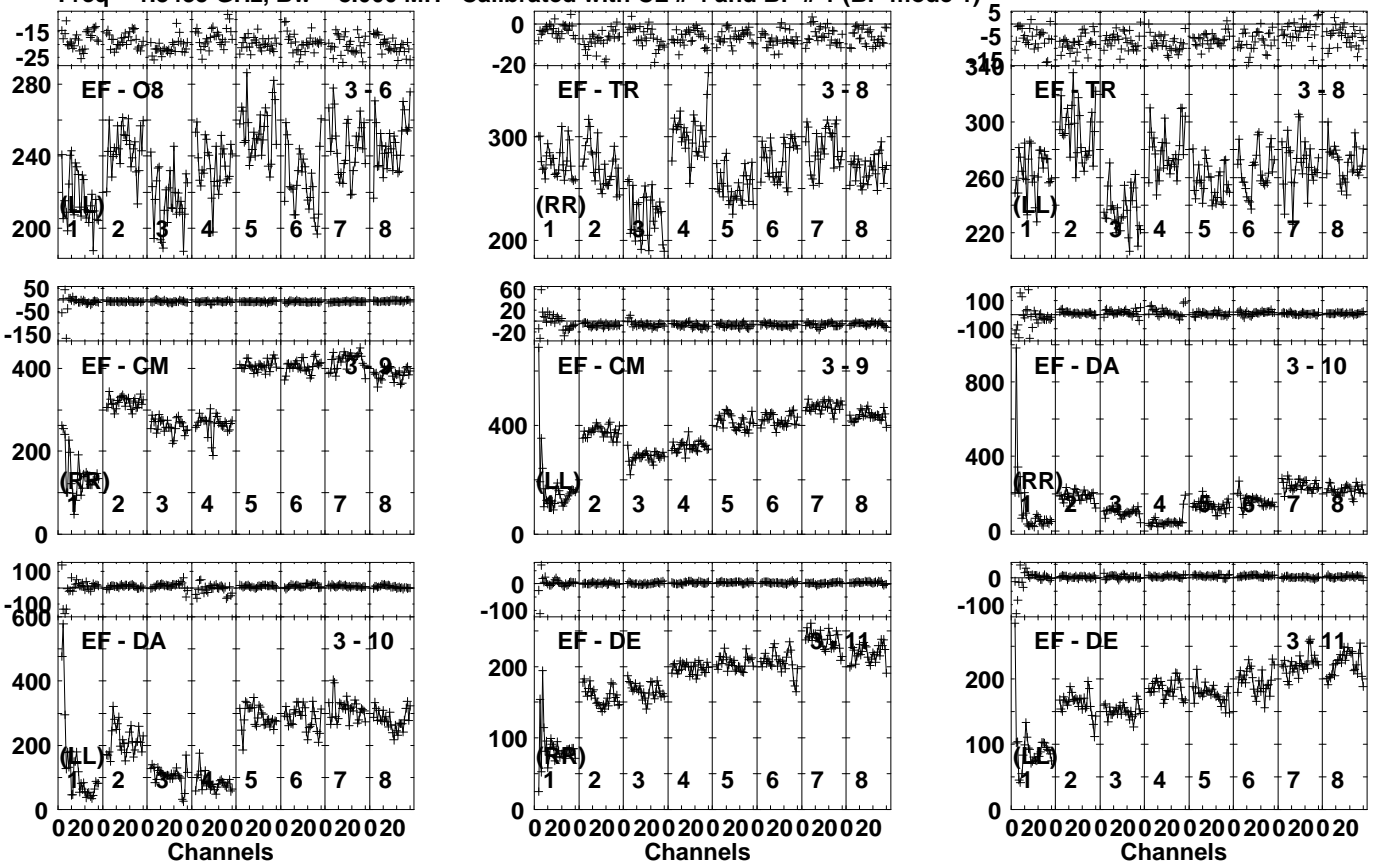


Lower frame: Milli Ampl Jy Top frame: Phas deg
 Vector averaged cross-power spectrum Several baselines displayed
 Timerange: 00/07:14:01 to 00/07:15:59

Plot file version 160 created 30-AUG-2023 08:39:19

J1103+1158 GM081D 1.UVDATA.1

Freq = 1.3435 GHz, Bw = 8.000 MH Calibrated with CL # 4 and BP # 1 (BP mode 1)

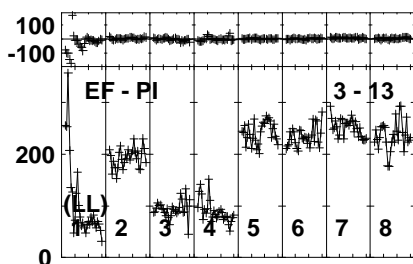
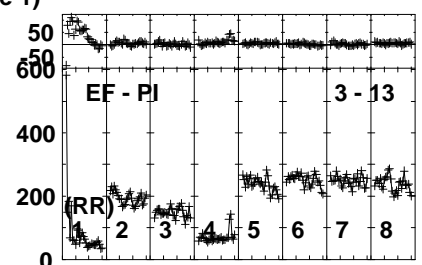
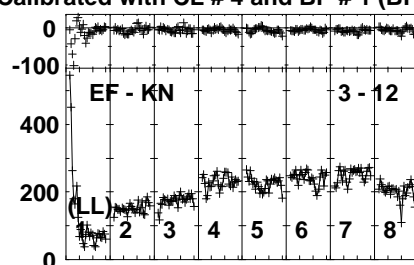
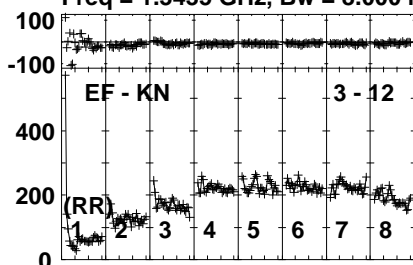


Lower frame: Milli Ampl Jy Top frame: Phas deg
Vector averaged cross-power spectrum Several baselines displayed
Timerange: 00/07:14:01 to 00/07:15:59

Plot file version 161 created 30-AUG-2023 08:39:20

J1103+1158 GM081D 1.UVDATA.1

Freq = 1.3435 GHz, Bw = 8.000 MH Calibrated with CL # 4 and BP # 1 (BP mode 1)

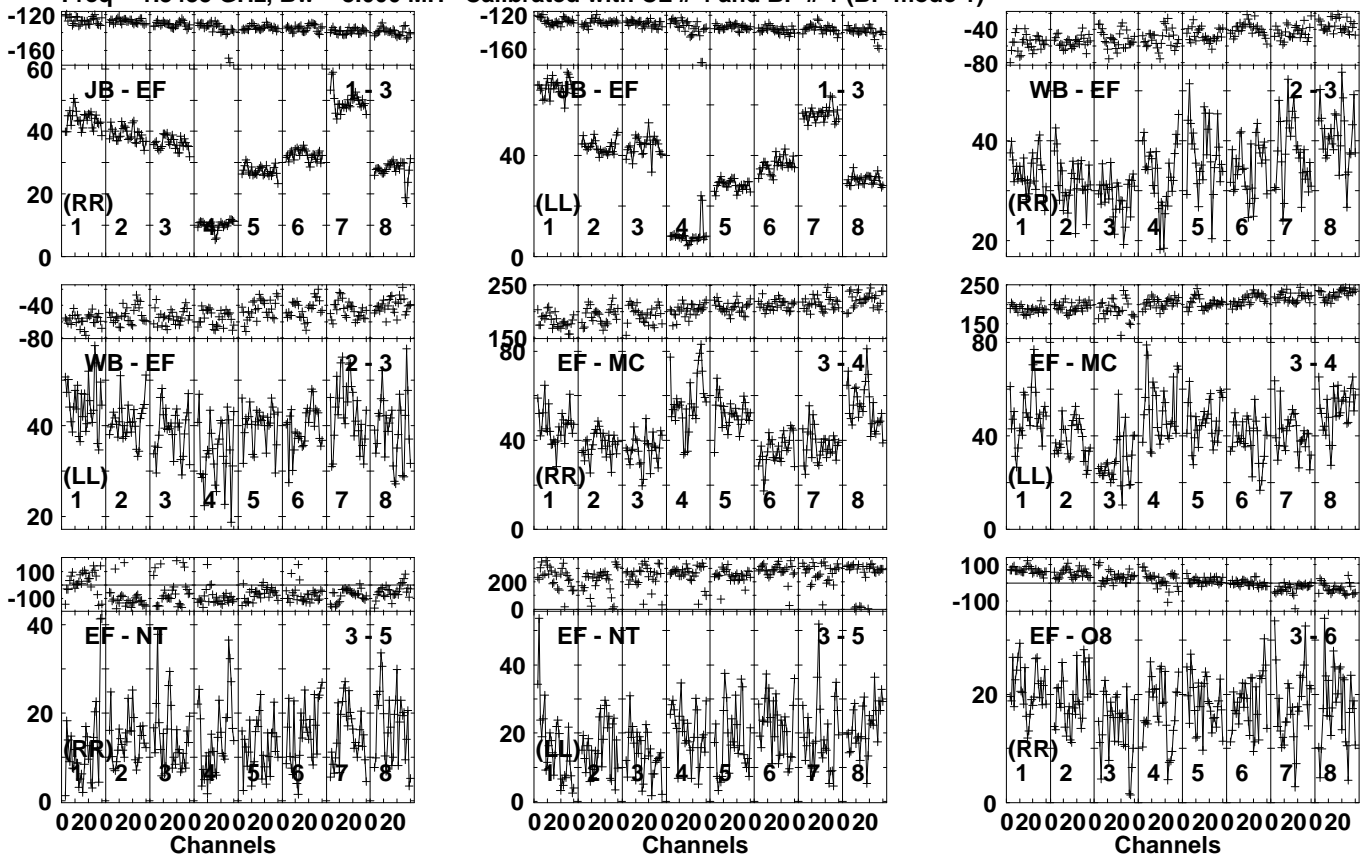


Lower frame: Milli Ampl Jy Top frame: Phas deg
Vector averaged cross-power spectrum Several baselines displayed
Timerange: 00/07:14:01 to 00/07:15:59

Plot file version 162 created 30-AUG-2023 08:39:23

J1100+1002 GM081D 1.UVDATA.1

Freq = 1.3435 GHz, Bw = 8.000 MH Calibrated with CL # 4 and BP # 1 (BP mode 1)

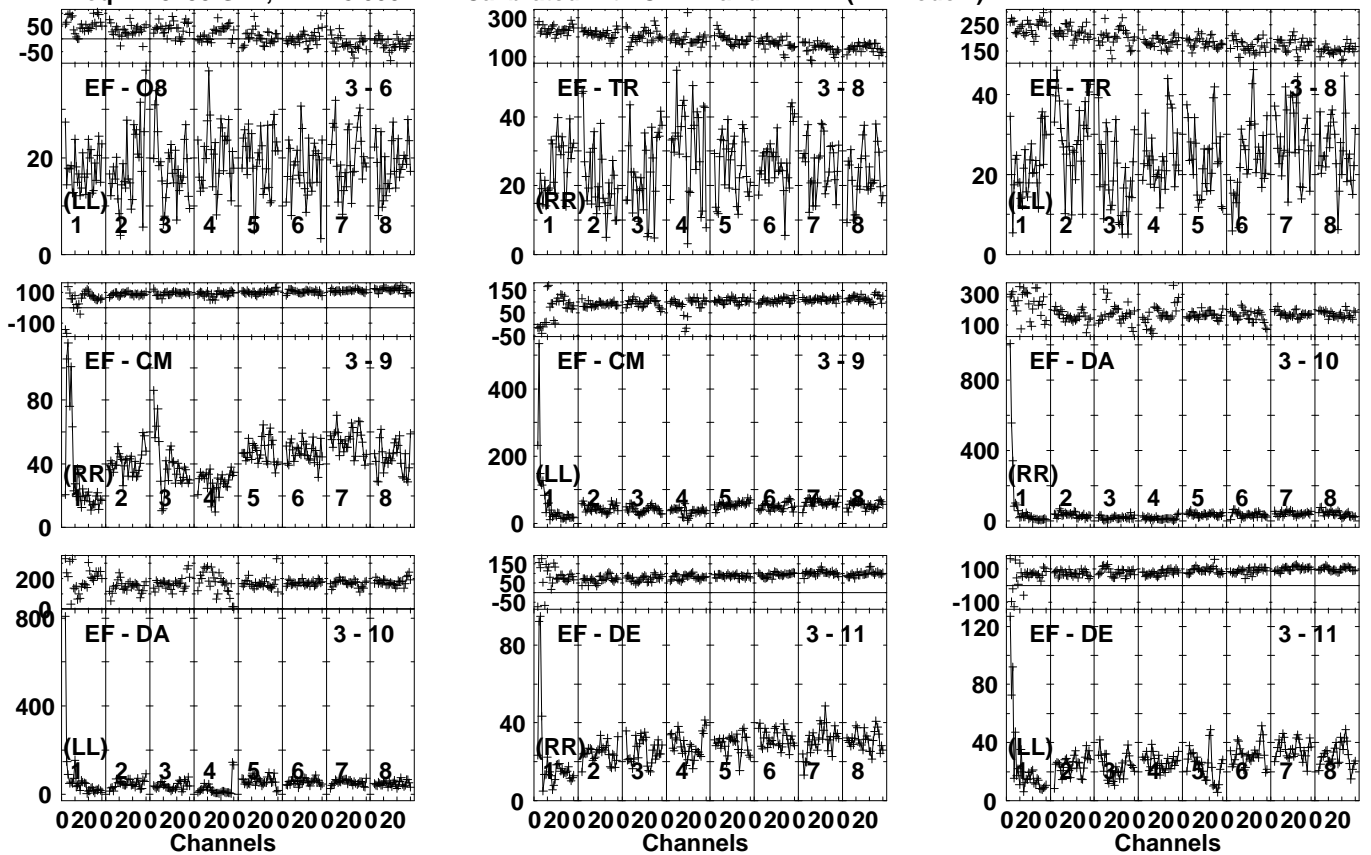


Lower frame: Milli Ampl Jy Top frame: Phas deg
Vector averaged cross-power spectrum Several baselines displayed
Timerange: 00/07:16:01 to 00/07:20:59

Plot file version 163 created 30-AUG-2023 08:39:24

J1100+1002 GM081D 1.UVDATA.1

Freq = 1.3435 GHz, Bw = 8.000 MH Calibrated with CL # 4 and BP # 1 (BP mode 1)

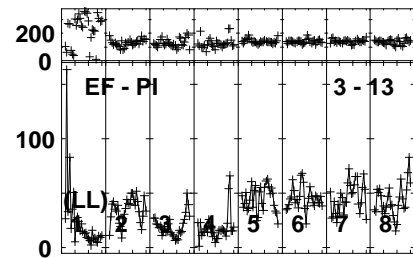
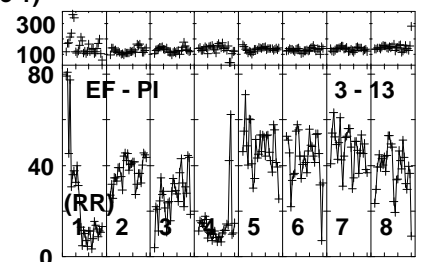
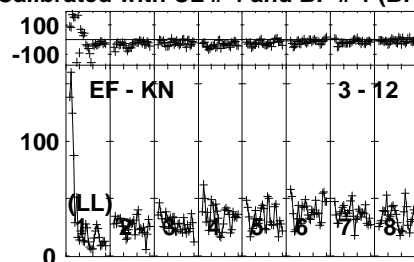
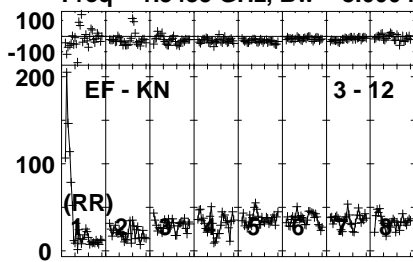


Lower frame: Milli Ampl Jy Top frame: Phas deg
Vector averaged cross-power spectrum Several baselines displayed
Timerange: 00/07:16:01 to 00/07:20:59

Plot file version 164 created 30-AUG-2023 08:39:24

J1100+1002 GM081D 1.UVDATA.1

Freq = 1.3435 GHz, Bw = 8.000 MH Calibrated with CL # 4 and BP # 1 (BP mode 1)

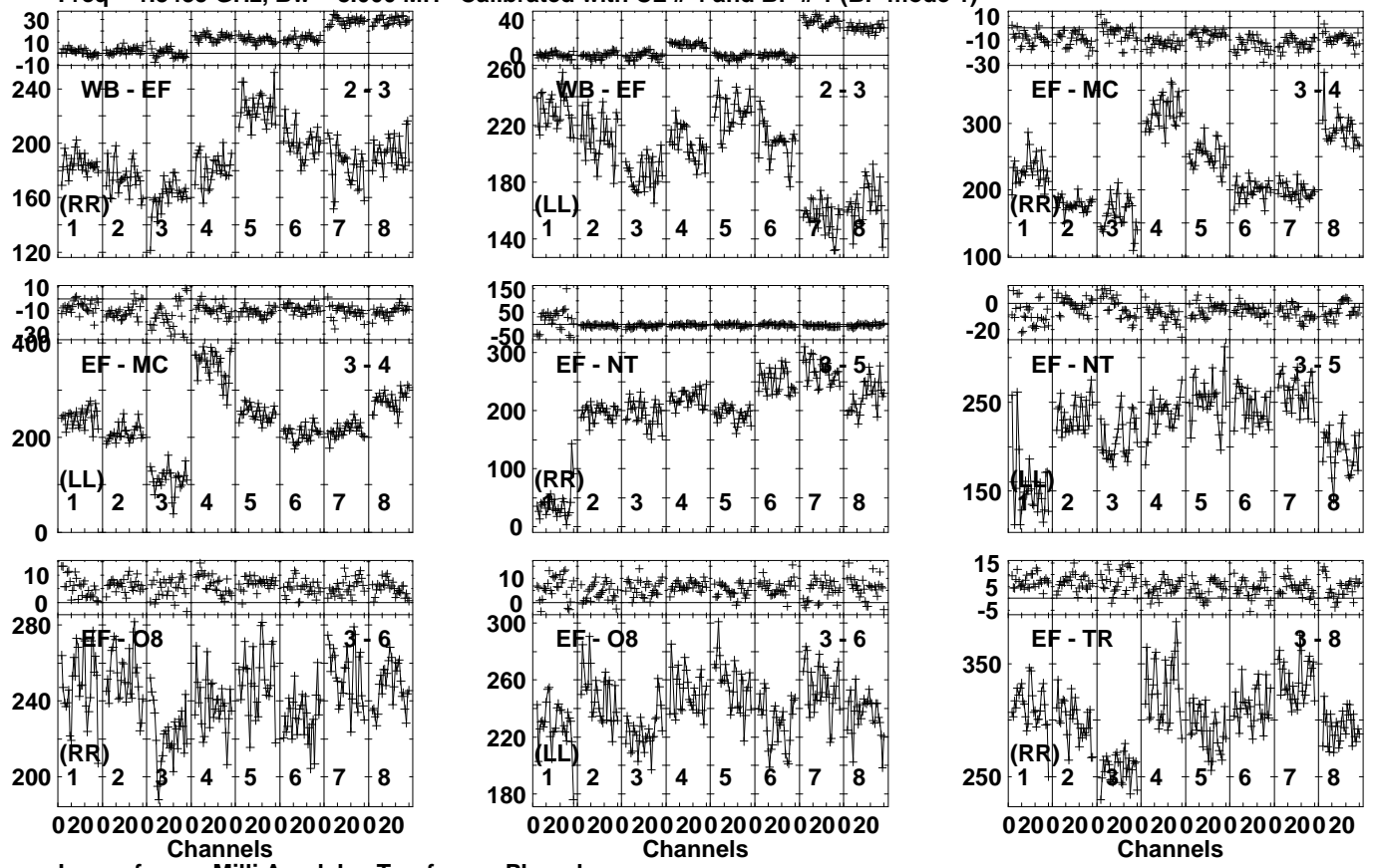


Lower frame: Milli Ampl Jy Top frame: Phas deg
Vector averaged cross-power spectrum Several baselines displayed
Timerange: 00/07:16:01 to 00/07:20:59

Plot file version 165 created 30-AUG-2023 08:39:28

J1103+1158 GM081D 1.UVDATA.1

Freq = 1.3435 GHz, Bw = 8.000 MH Calibrated with CL # 4 and BP # 1 (BP mode 1)

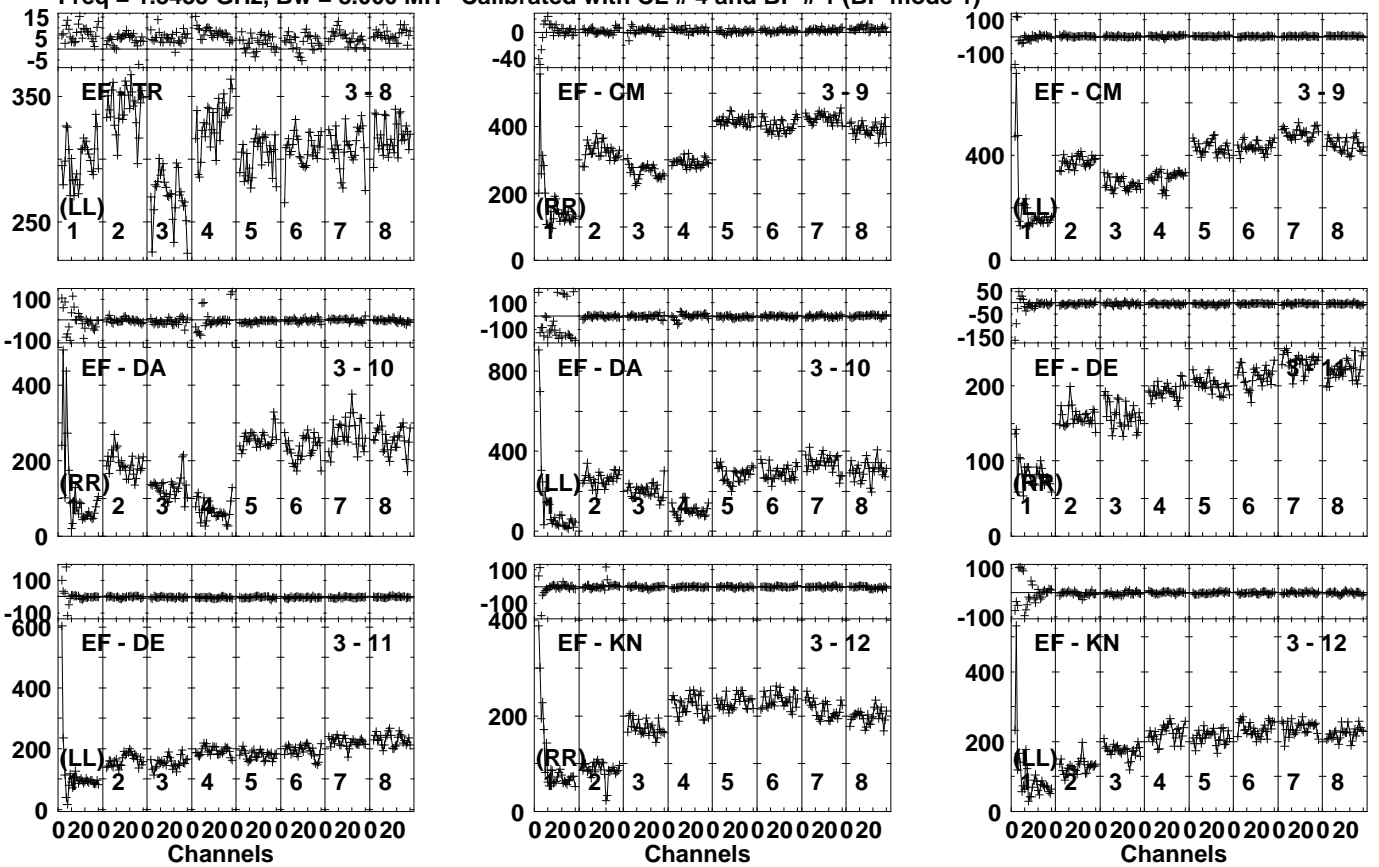


Lower frame: Milli Ampl Jy Top frame: Phas deg
Vector averaged cross-power spectrum Several baselines displayed
Timerange: 00/07:21:31 to 00/07:22:59

Plot file version 166 created 30-AUG-2023 08:39:28

J1103+1158 GM081D 1.UVDATA.1

Freq = 1.3435 GHz, Bw = 8.000 MH Calibrated with CL # 4 and BP # 1 (BP mode 1)

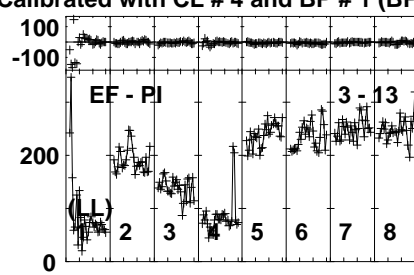
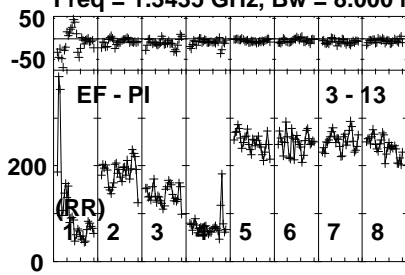


Lower frame: Milli Ampl Jy Top frame: Phas deg
Vector averaged cross-power spectrum Several baselines displayed
Timerange: 00/07:21:31 to 00/07:22:59

Plot file version 167 created 30-AUG-2023 08:39:29

J1103+1158 GM081D 1.UVDATA.1

Freq = 1.3435 GHz, Bw = 8.000 MH Calibrated with CL # 4 and BP # 1 (BP mode 1)

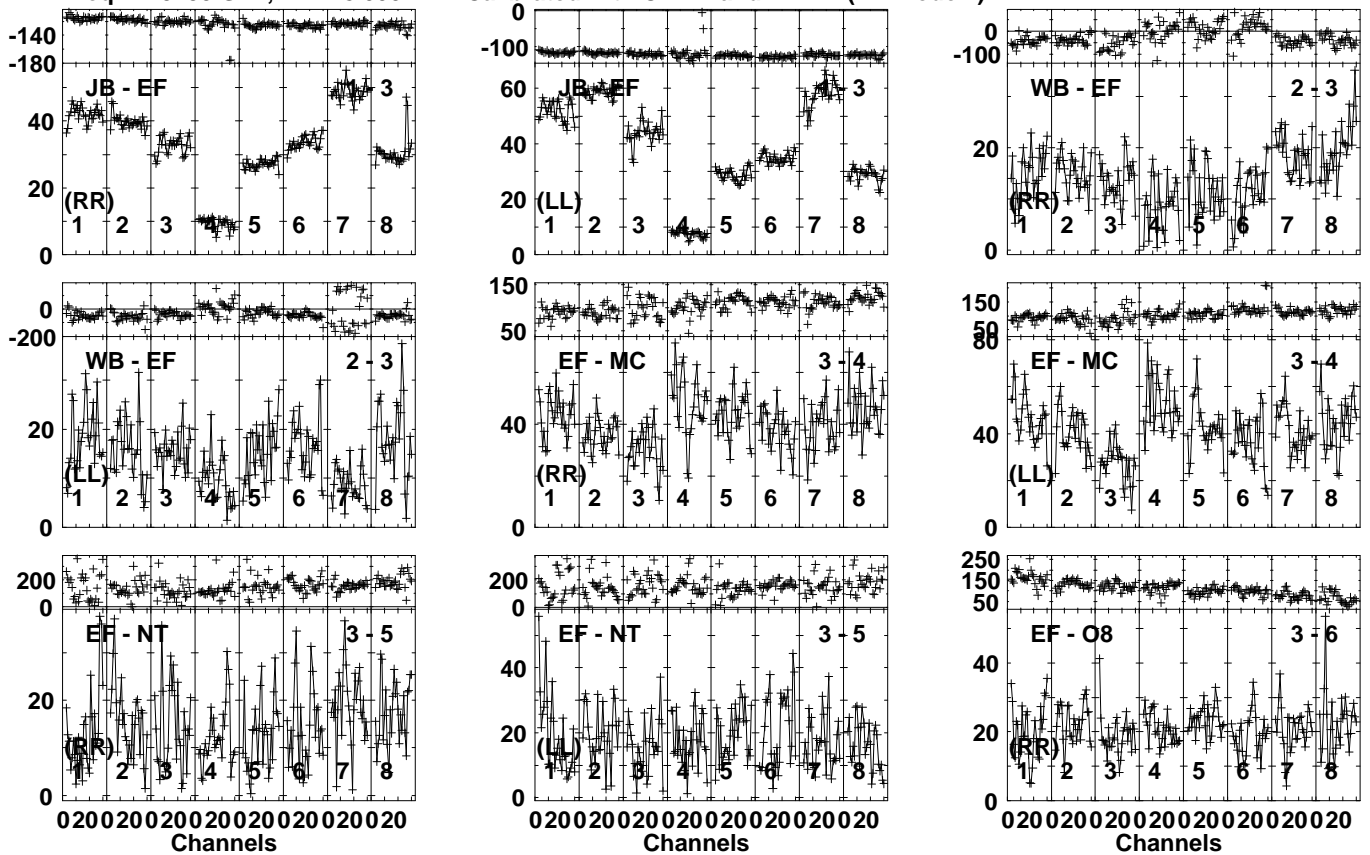


Lower frame: Milli Ampl Jy Top frame: Phas deg
Vector averaged cross-power spectrum Several baselines displayed
Timerange: 00/07:21:31 to 00/07:22:59

Plot file version 168 created 30-AUG-2023 08:39:32

J1100+1002 GM081D 1.UVDATA.1

Freq = 1.3435 GHz, Bw = 8.000 MH Calibrated with CL # 4 and BP # 1 (BP mode 1)

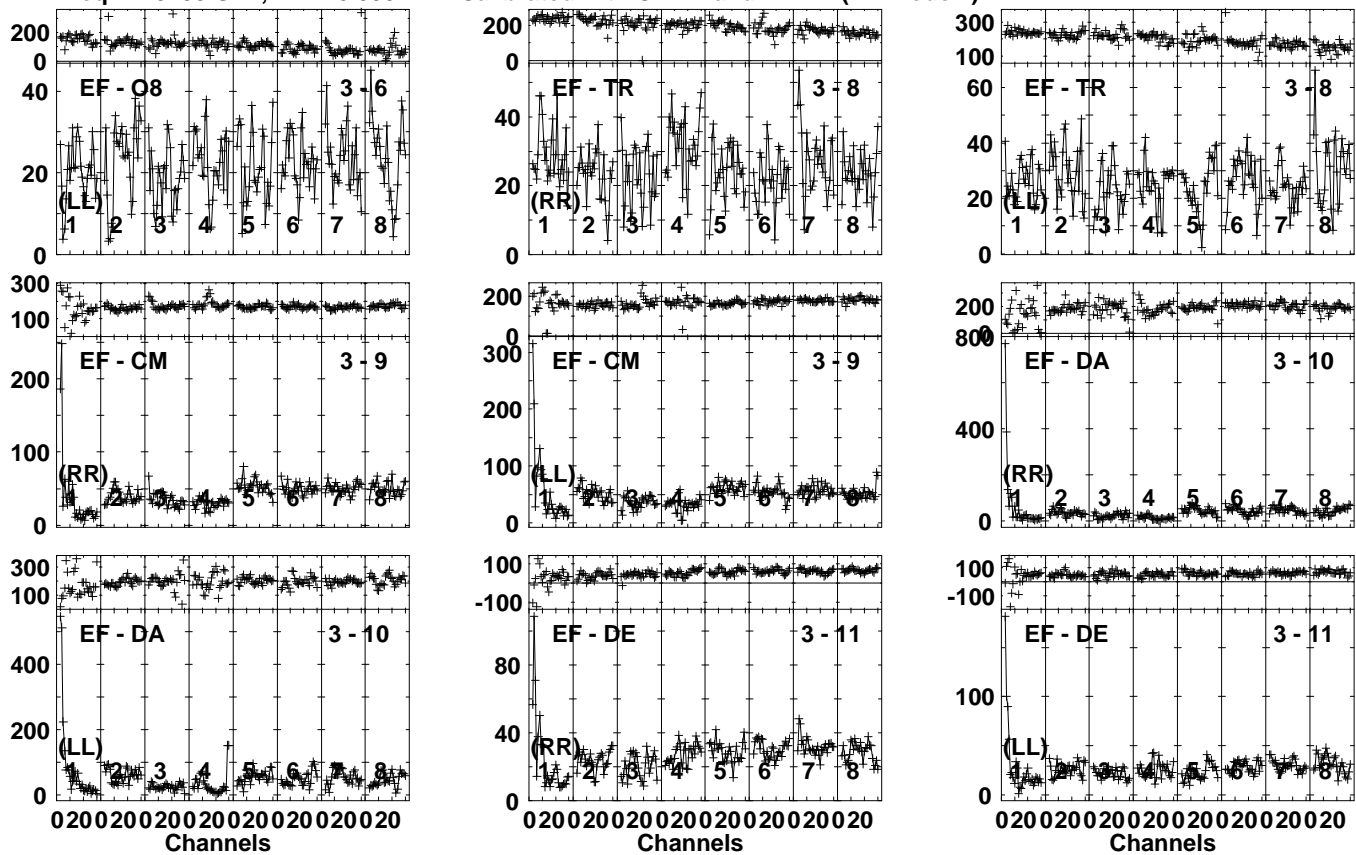


Lower frame: Milli Ampl Jy Top frame: Phas deg
Vector averaged cross-power spectrum Several baselines displayed
Timerange: 00/07:23:01 to 00/07:27:59

Plot file version 169 created 30-AUG-2023 08:39:32

J1100+1002 GM081D 1.UVDATA.1

Freq = 1.3435 GHz, Bw = 8.000 MH Calibrated with CL # 4 and BP # 1 (BP mode 1)

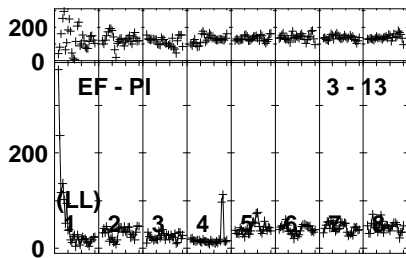
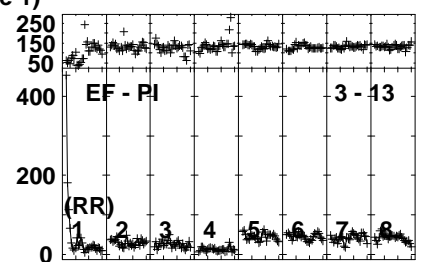
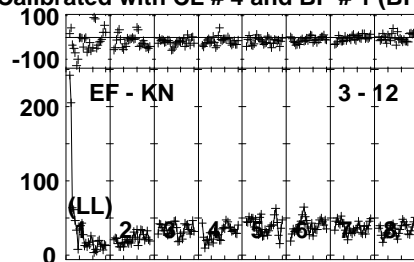
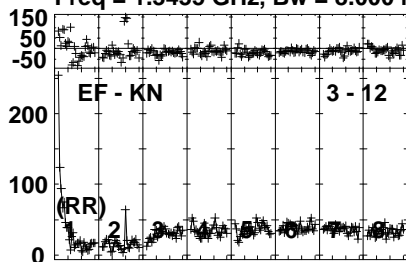


Lower frame: Milli Ampl Jy Top frame: Phas deg
Vector averaged cross-power spectrum Several baselines displayed
Timerange: 00/07:23:01 to 00/07:27:59

Plot file version 170 created 30-AUG-2023 08:39:33

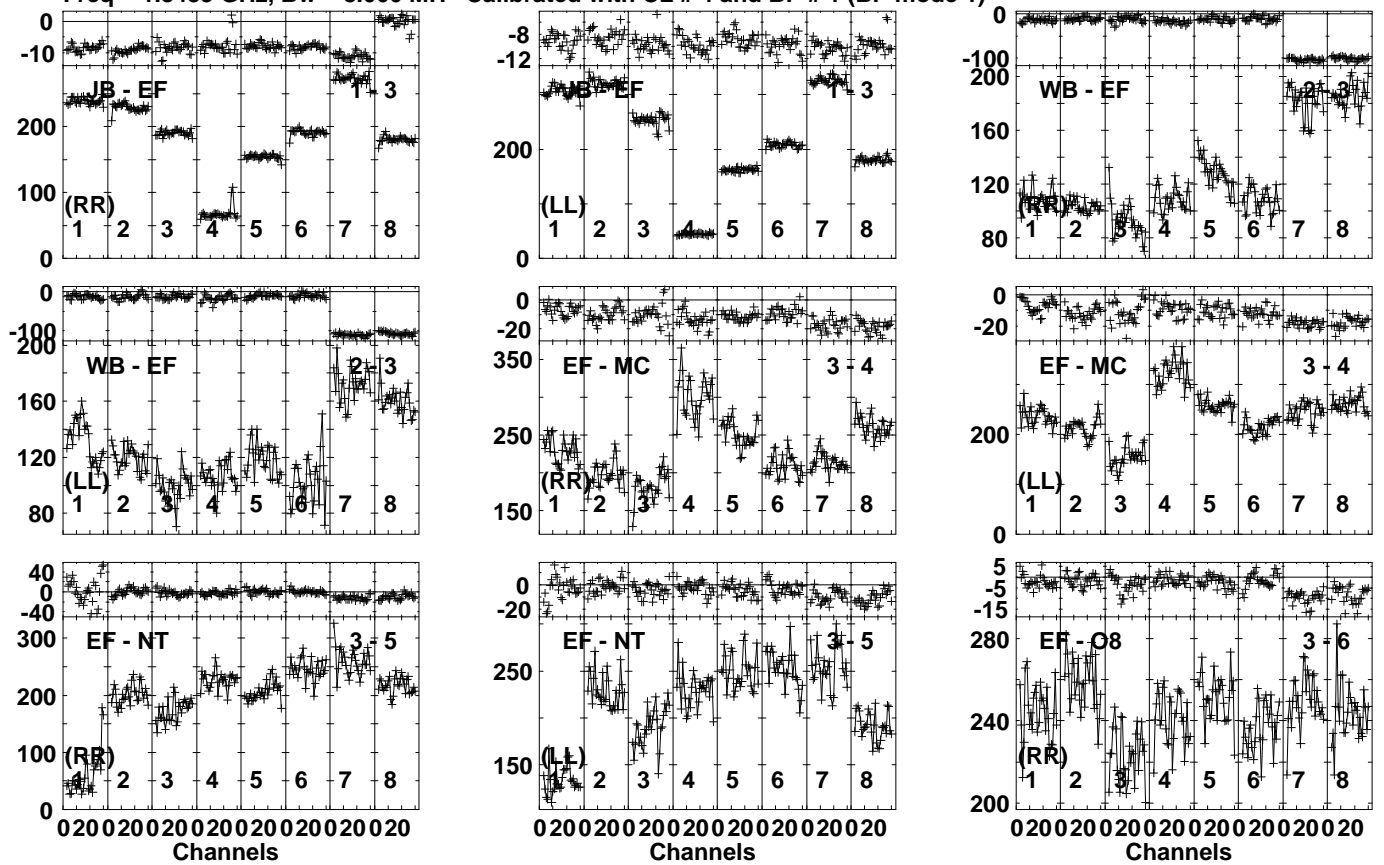
J1100+1002 GM081D 1.UVDATA.1

Freq = 1.3435 GHz, Bw = 8.000 MH Calibrated with CL # 4 and BP # 1 (BP mode 1)



Lower frame: Milli Ampl Jy Top frame: Phas deg
Vector averaged cross-power spectrum Several baselines displayed
Timerange: 00/07:23:01 to 00/07:27:59

Plot file version 171 created 30-AUG-2023 08:39:36
 J1103+1158 GM081D 1.UVDATA.1
 Freq = 1.3435 GHz, Bw = 8.000 MH Calibrated with CL # 4 and BP # 1 (BP mode 1)

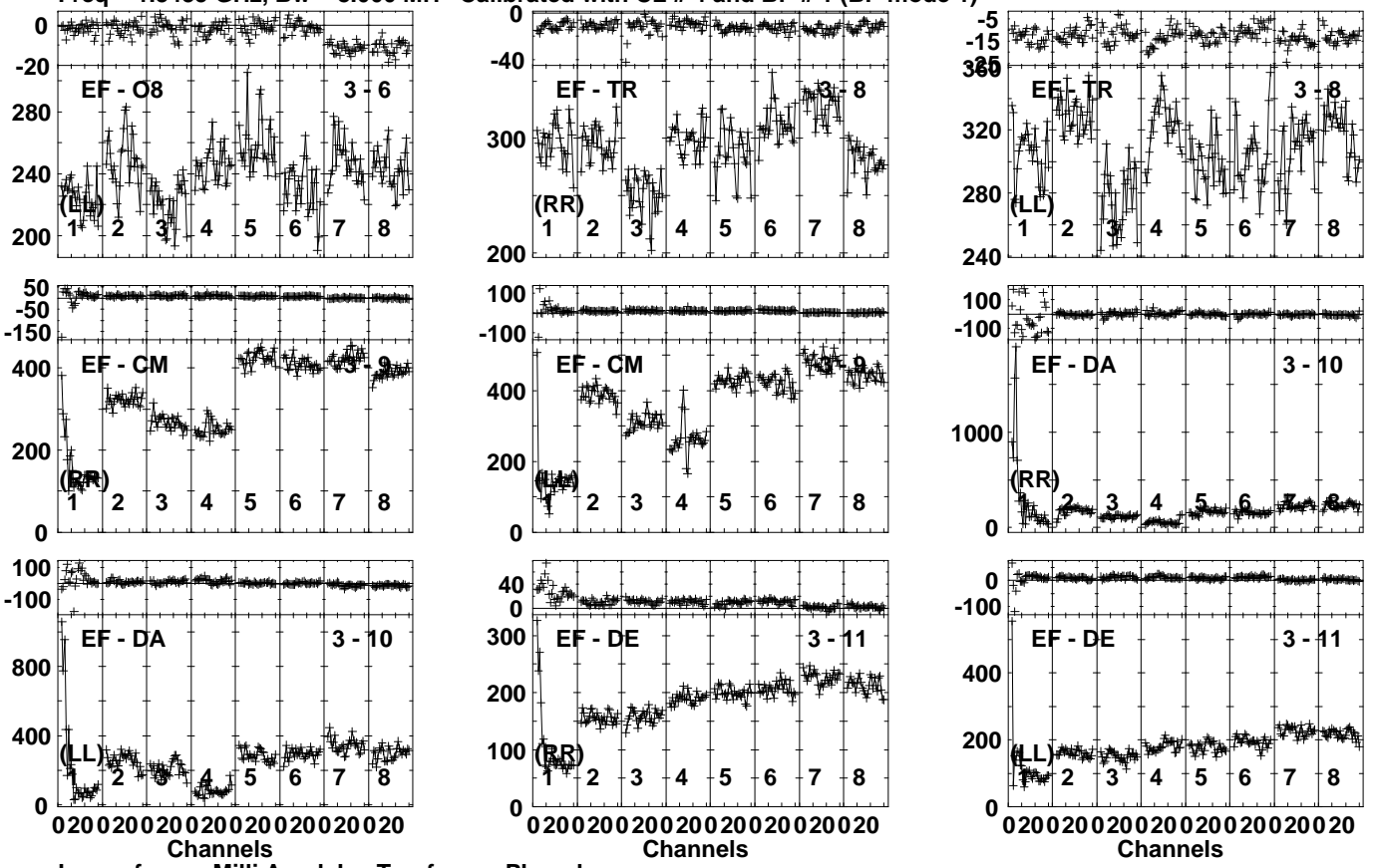


Lower frame: Milli Ampl Jy Top frame: Phas deg
 Vector averaged cross-power spectrum Several baselines displayed
 Timerange: 00/07:28:01 to 00/07:29:59

Plot file version 172 created 30-AUG-2023 08:39:37

J1103+1158 GM081D 1.UVDATA.1

Freq = 1.3435 GHz, Bw = 8.000 MH Calibrated with CL # 4 and BP # 1 (BP mode 1)

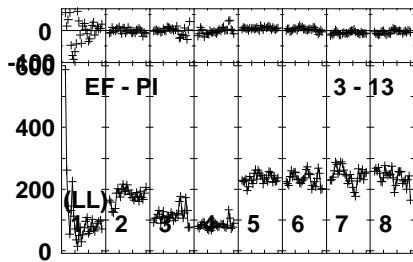
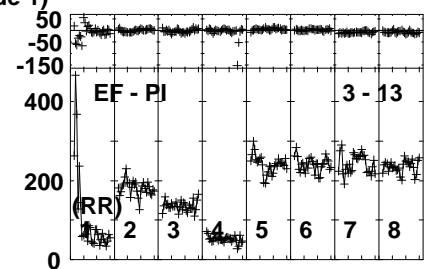
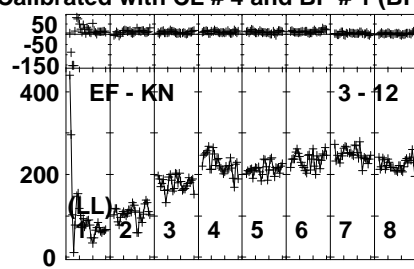
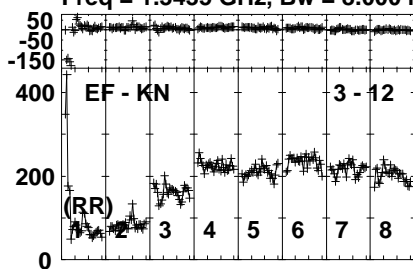


Lower frame: Milli Ampl Jy Top frame: Phas deg
 Vector averaged cross-power spectrum Several baselines displayed
 Timerange: 00/07:28:01 to 00/07:29:59

Plot file version 173 created 30-AUG-2023 08:39:37

J1103+1158 GM081D 1.UVDATA.1

Freq = 1.3435 GHz, Bw = 8.000 MH Calibrated with CL # 4 and BP # 1 (BP mode 1)

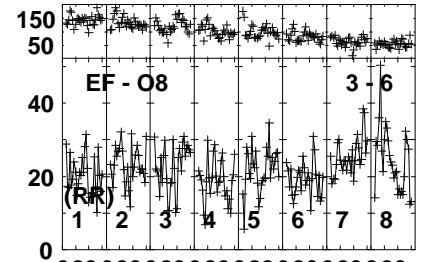
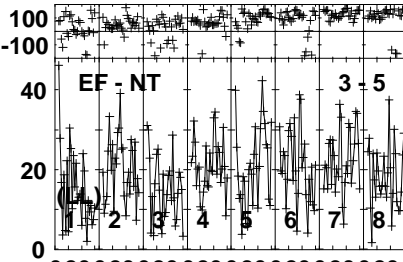
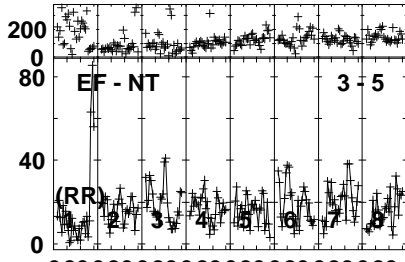
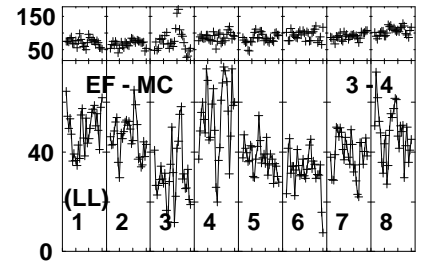
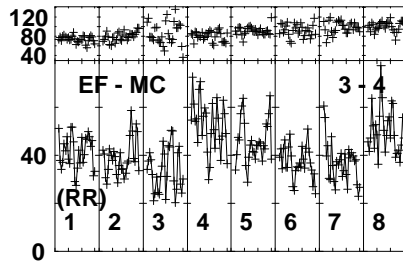
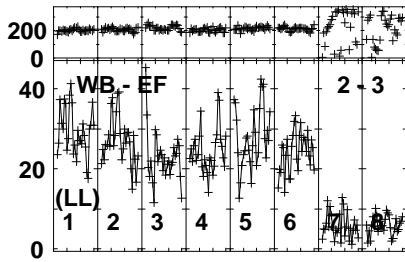
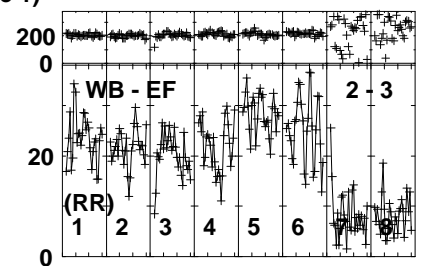
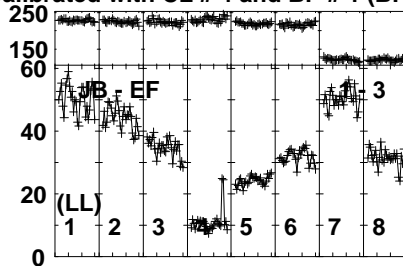
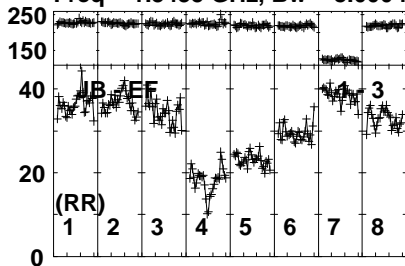


Lower frame: Milli Ampl Jy Top frame: Phas deg
Vector averaged cross-power spectrum Several baselines displayed
Timerange: 00/07:28:01 to 00/07:29:59

Plot file version 174 created 30-AUG-2023 08:39:40

J1100+1002 GM081D 1.UVDATA.1

Freq = 1.3435 GHz, Bw = 8.000 MH Calibrated with CL # 4 and BP # 1 (BP mode 1)

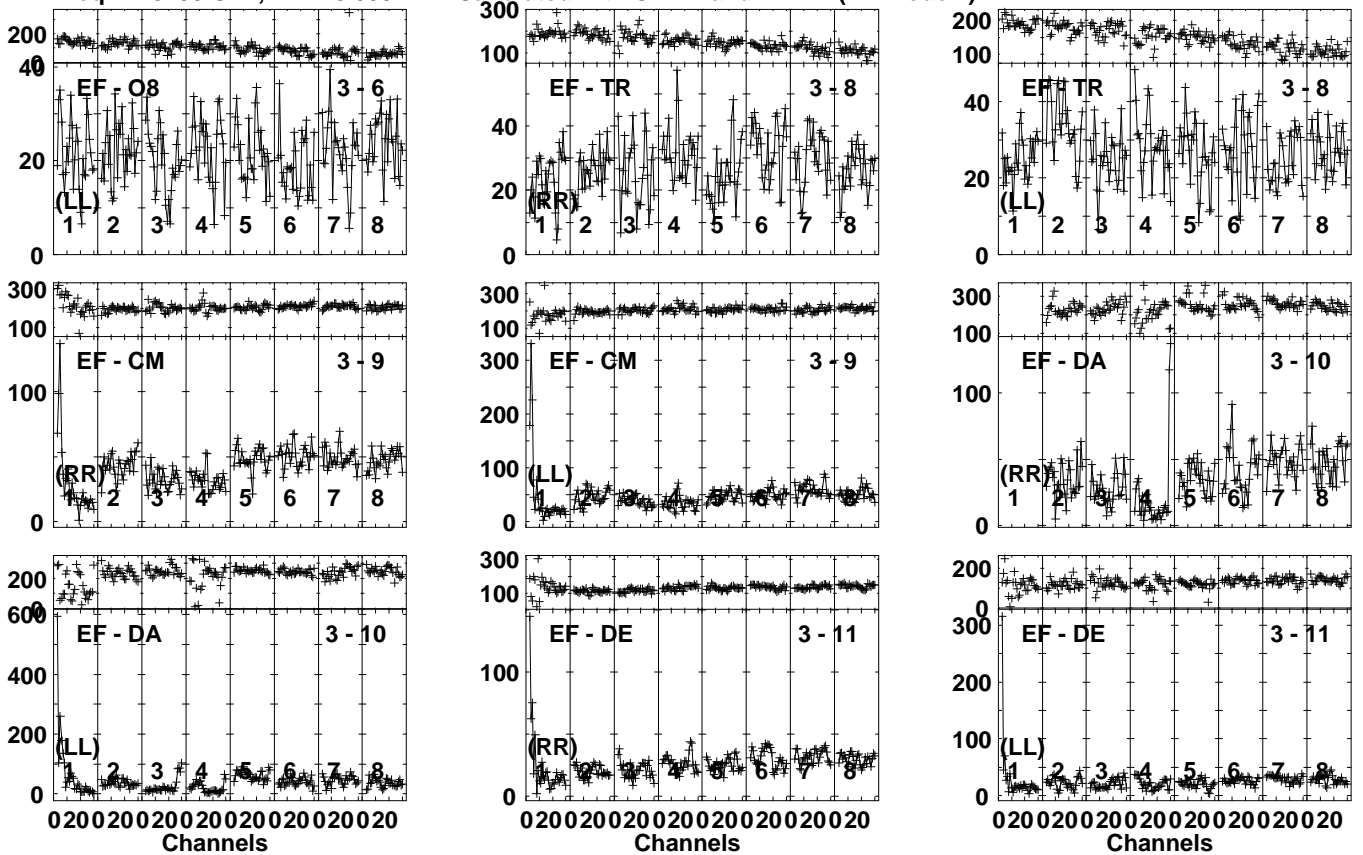


Lower frame: Milli Ampl Jy Top frame: Phas deg
Vector averaged cross-power spectrum Several baselines displayed
Timerange: 00/07:30:01 to 00/07:34:59

Plot file version 175 created 30-AUG-2023 08:39:41

J1100+1002 GM081D 1.UVDATA.1

Freq = 1.3435 GHz, Bw = 8.000 MHz Calibrated with CL # 4 and BP # 1 (BP mode 1)

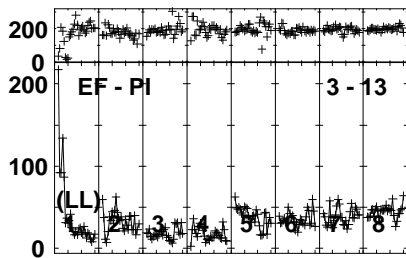
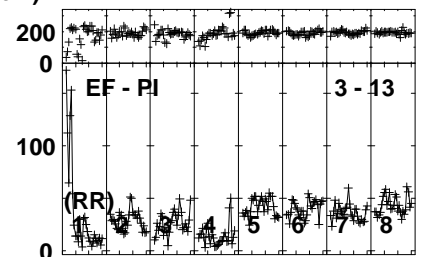
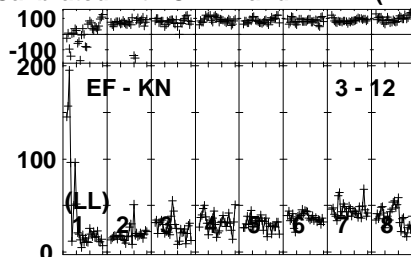
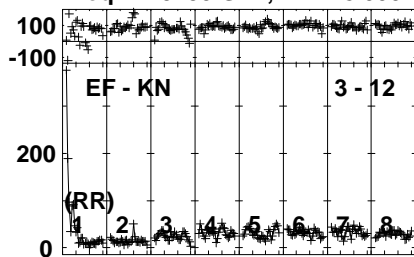


Lower frame: Milli Ampl Jy Top frame: Phas deg
Vector averaged cross-power spectrum Several baselines displayed
Timerange: 00/07:30:01 to 00/07:34:59

Plot file version 176 created 30-AUG-2023 08:39:41

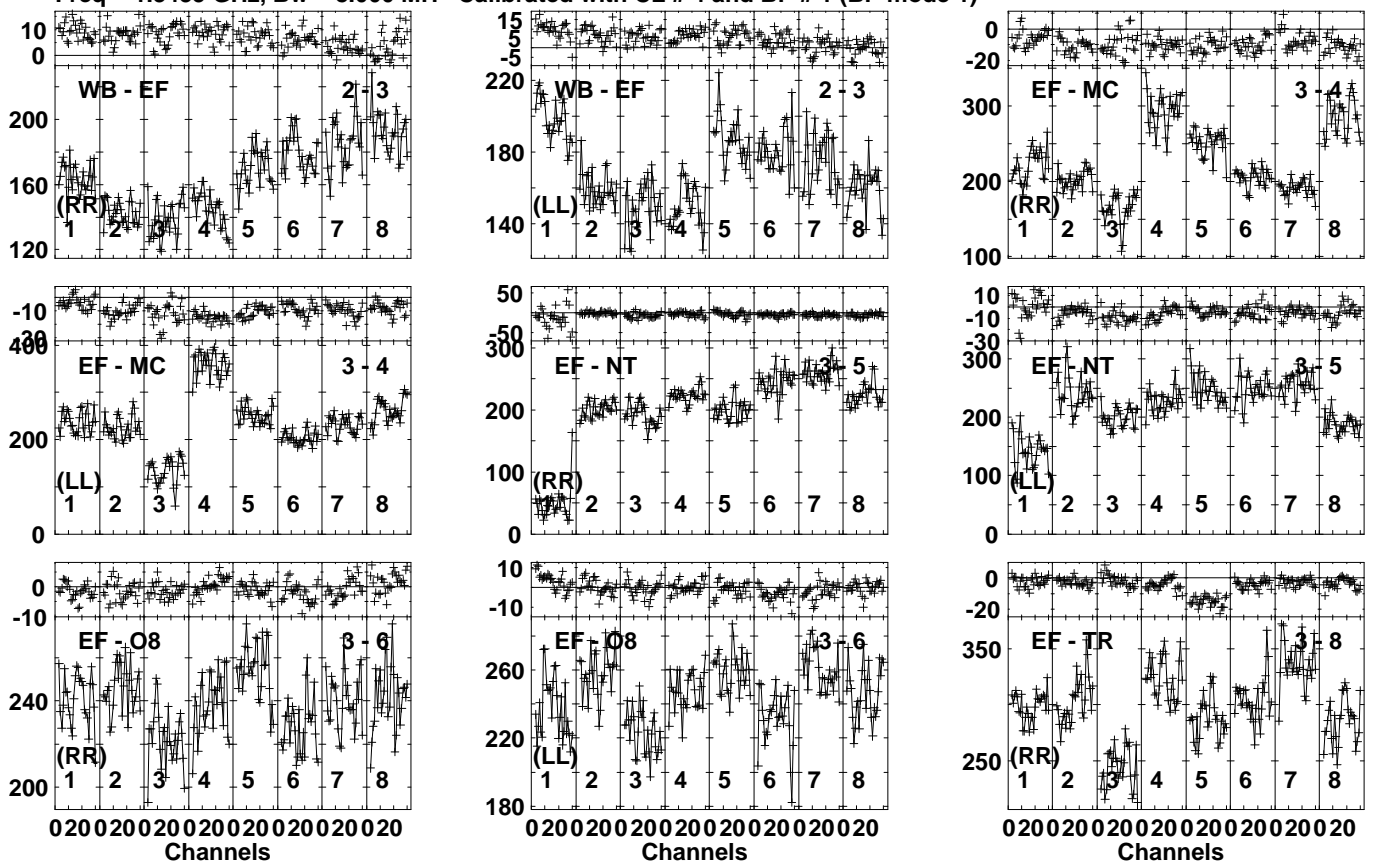
J1100+1002 GM081D 1.UVDATA.1

Freq = 1.3435 GHz, Bw = 8.000 MH Calibrated with CL # 4 and BP # 1 (BP mode 1)



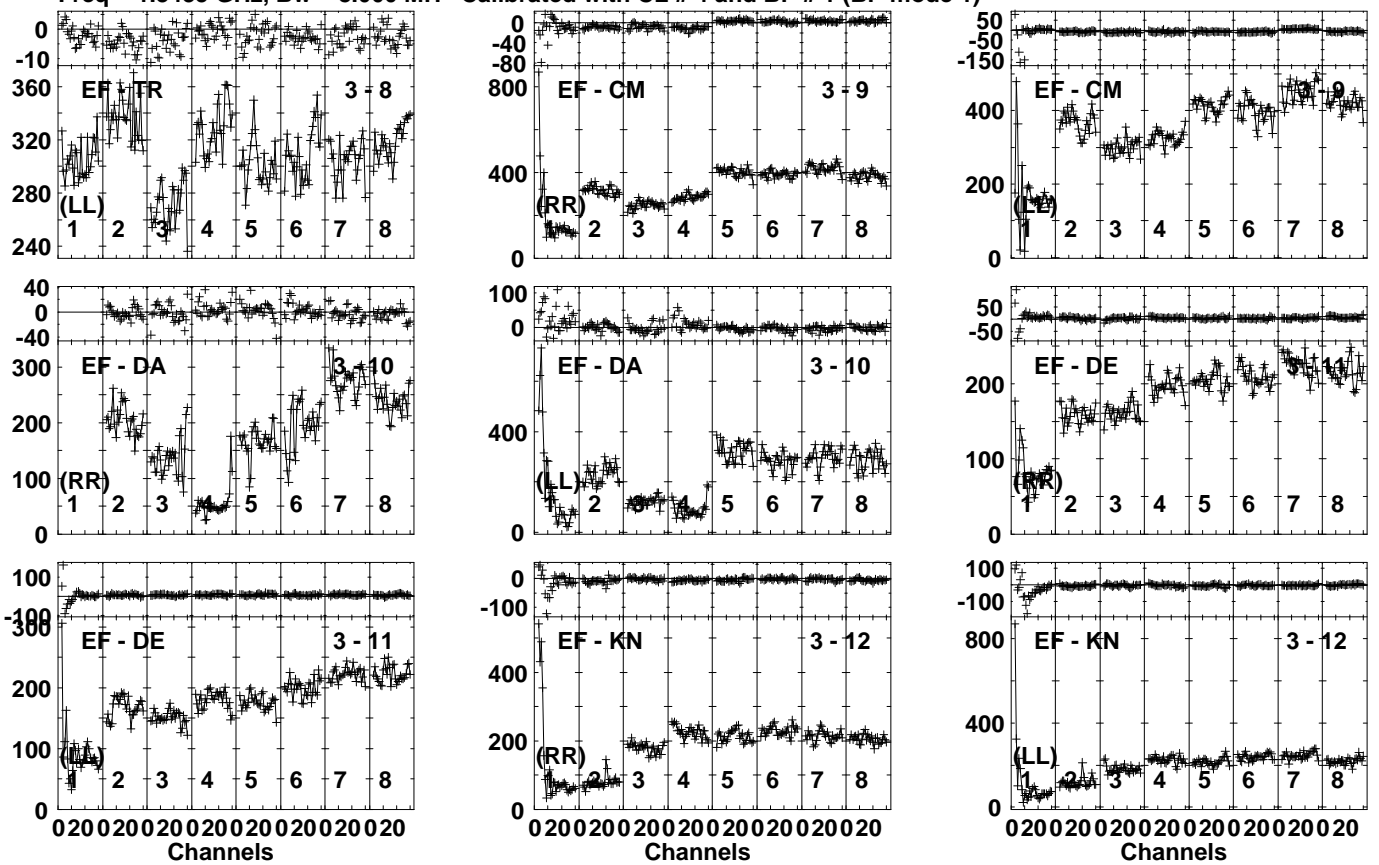
Lower frame: Milli Ampl Jy Top frame: Phas deg
Vector averaged cross-power spectrum Several baselines displayed
Timerange: 00/07:30:01 to 00/07:34:59

Plot file version 177 created 30-AUG-2023 08:39:45
 J1103+1158 GM081D 1.UVDATA.1
 Freq = 1.3435 GHz, Bw = 8.000 MH Calibrated with CL # 4 and BP # 1 (BP mode 1)



Lower frame: Milli Ampl Jy Top frame: Phas deg
 Vector averaged cross-power spectrum Several baselines displayed
 Timerange: 00/07:35:31 to 00/07:36:59

Plot file version 178 created 30-AUG-2023 08:39:45
 J1103+1158 GM081D 1.UVDATA.1
 Freq = 1.3435 GHz, Bw = 8.000 MH Calibrated with CL # 4 and BP # 1 (BP mode 1)

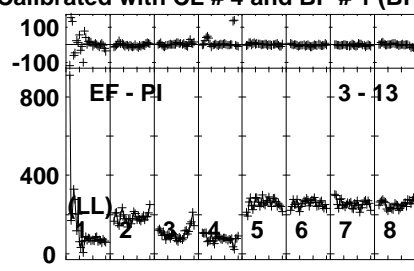
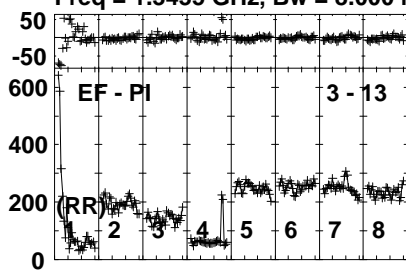


Lower frame: Milli Ampl Jy Top frame: Phas deg
 Vector averaged cross-power spectrum Several baselines displayed
 Timerange: 00/07:35:31 to 00/07:36:59

Plot file version 179 created 30-AUG-2023 08:39:46

J1103+1158 GM081D 1.UVDATA.1

Freq = 1.3435 GHz, Bw = 8.000 MH Calibrated with CL # 4 and BP # 1 (BP mode 1)

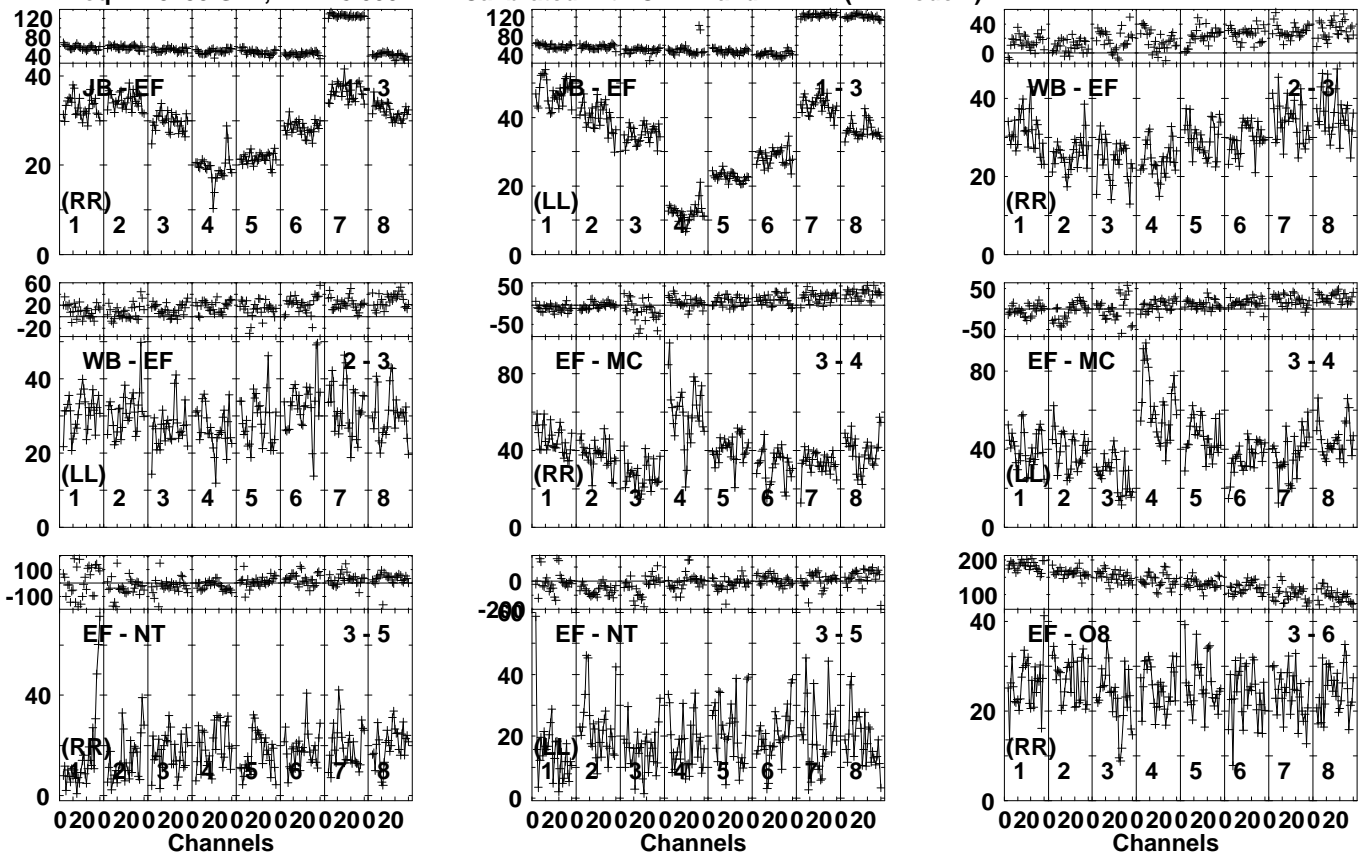


Lower frame: Milli Ampl Jy Top frame: Phas deg
Vector averaged cross-power spectrum Several baselines displayed
Timerange: 00/07:35:31 to 00/07:36:59

Plot file version 180 created 30-AUG-2023 08:39:49

J1100+1002 GM081D 1.UVDATA.1

Freq = 1.3435 GHz, Bw = 8.000 MH Calibrated with CL # 4 and BP # 1 (BP mode 1)

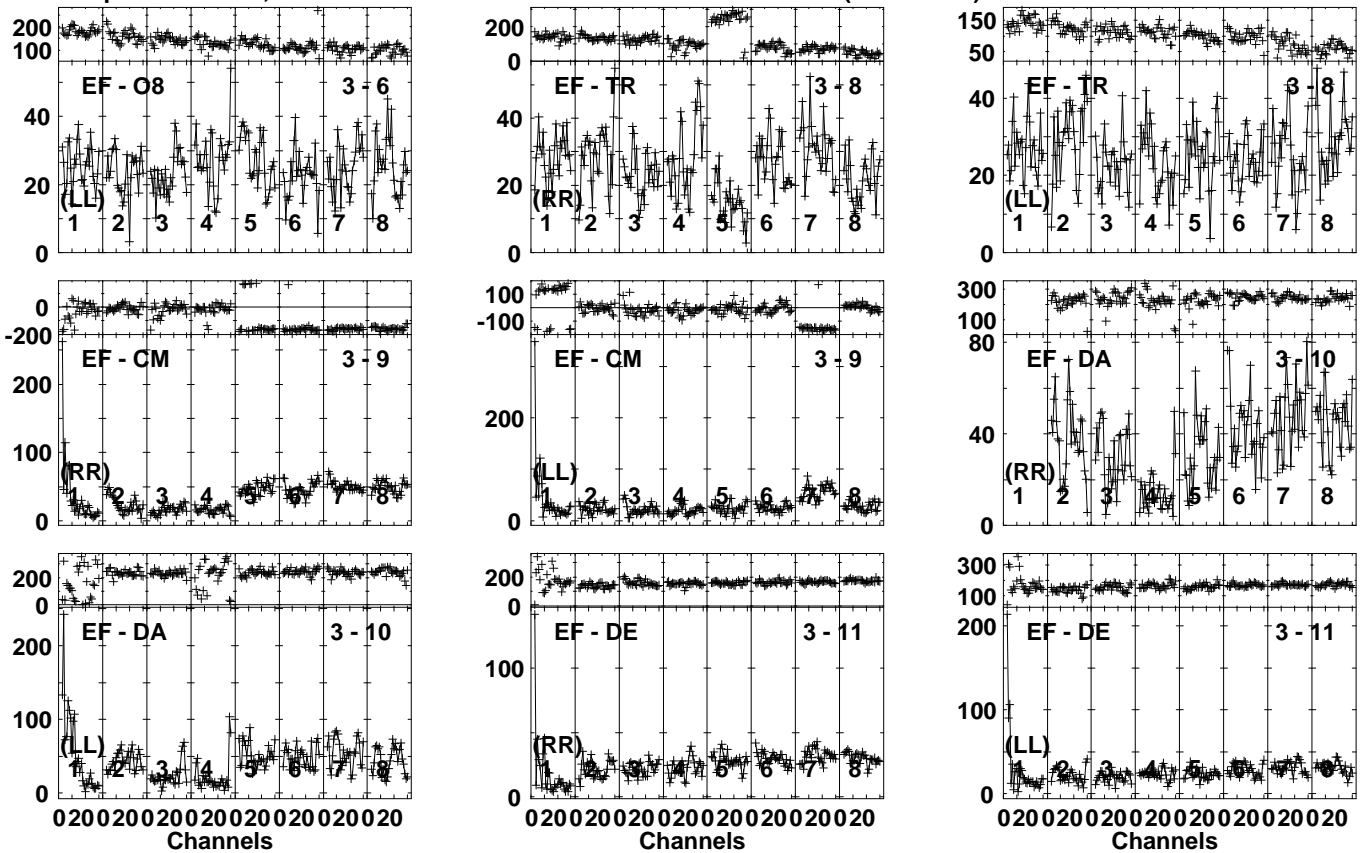


Lower frame: Milli Ampl Jy Top frame: Phas deg
Vector averaged cross-power spectrum Several baselines displayed
Timerange: 00/07:37:01 to 00/07:41:59

Plot file version 181 created 30-AUG-2023 08:39:49

J1100+1002 GM081D 1.UVDATA.1

Freq = 1.3435 GHz, Bw = 8.000 MH Calibrated with CL # 4 and BP # 1 (BP mode 1)

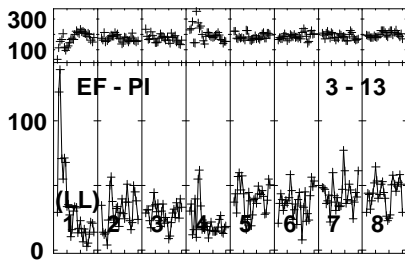
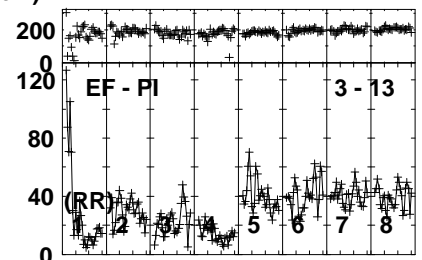
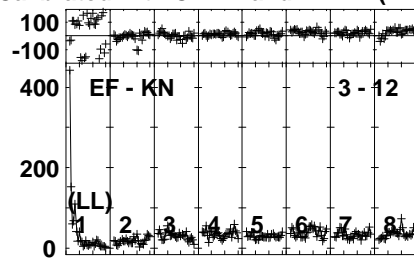
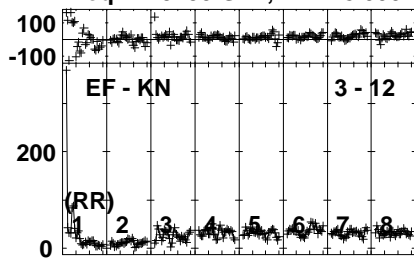


Lower frame: Milli Ampl Jy Top frame: Phas deg
Vector averaged cross-power spectrum Several baselines displayed
Timerange: 00/07:37:01 to 00/07:41:59

Plot file version 182 created 30-AUG-2023 08:39:50

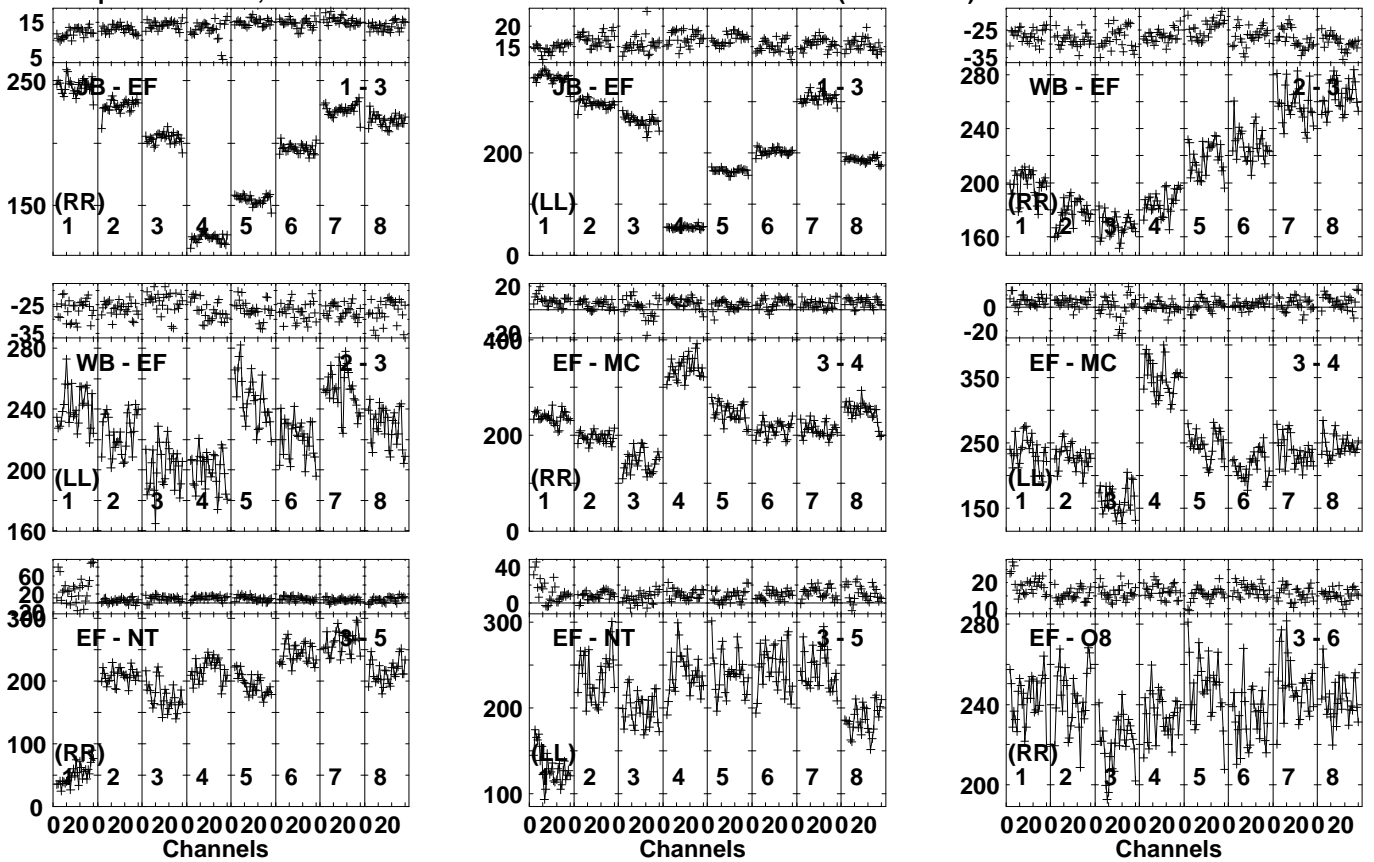
J1100+1002 GM081D 1.UVDATA.1

Freq = 1.3435 GHz, Bw = 8.000 MH Calibrated with CL # 4 and BP # 1 (BP mode 1)



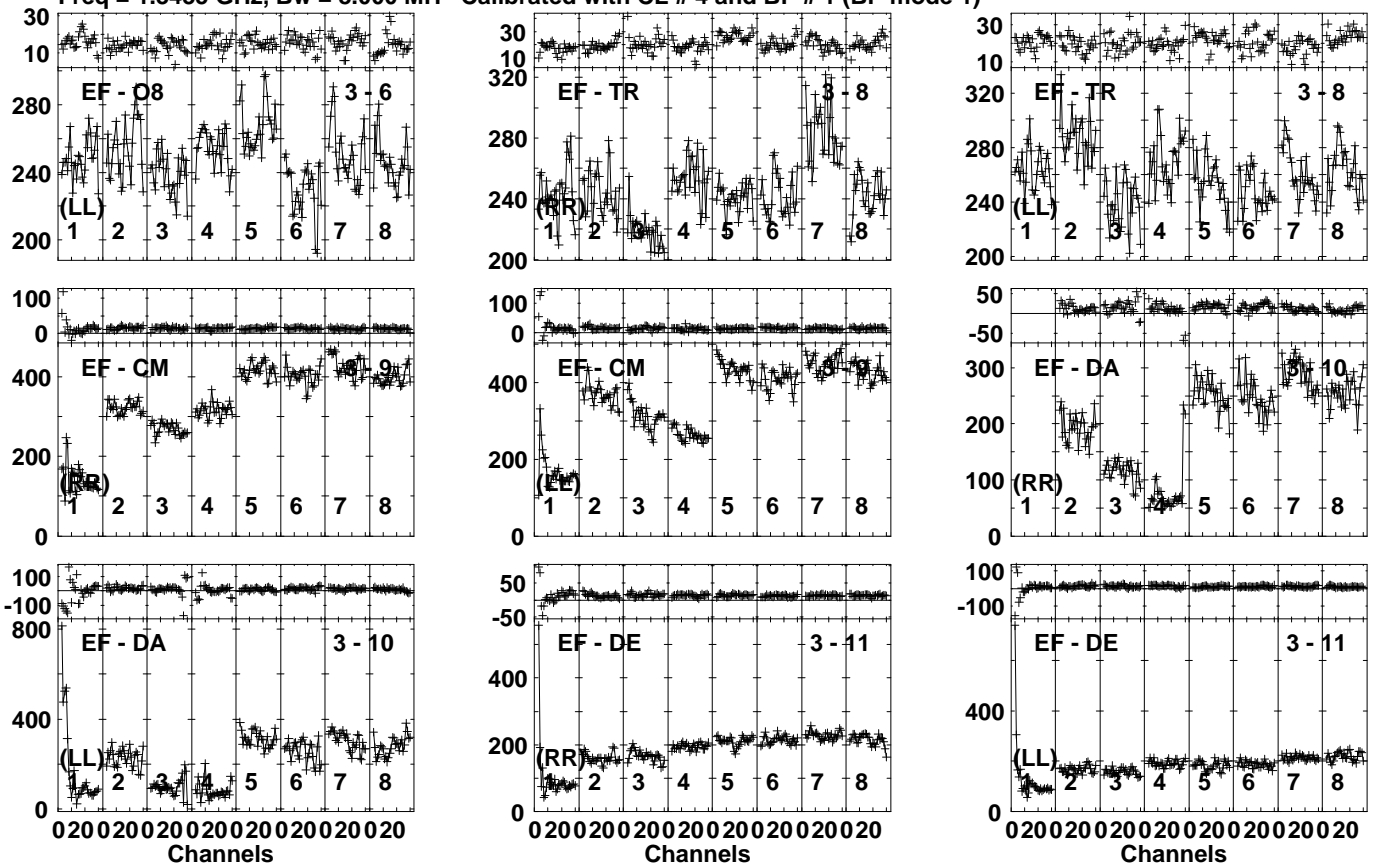
Lower frame: Milli Ampl Jy Top frame: Phas deg
Vector averaged cross-power spectrum Several baselines displayed
Timerange: 00/07:37:01 to 00/07:41:59

Plot file version 183 created 30-AUG-2023 08:39:53
 J1103+1158 GM081D 1.UVDATA.1
 Freq = 1.3435 GHz, Bw = 8.000 MH Calibrated with CL # 4 and BP # 1 (BP mode 1)



Lower frame: Milli Ampl Jy Top frame: Phas deg
 Vector averaged cross-power spectrum Several baselines displayed
 Timerange: 00/07:42:01 to 00/07:43:59

Plot file version 184 created 30-AUG-2023 08:39:54
 J1103+1158 GM081D 1.UVDATA.1
 Freq = 1.3435 GHz, Bw = 8.000 MH Calibrated with CL # 4 and BP # 1 (BP mode 1)

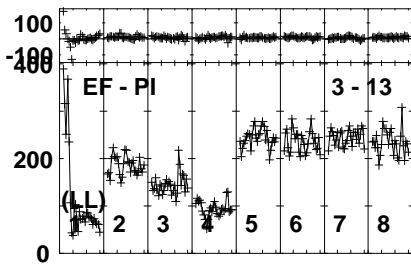
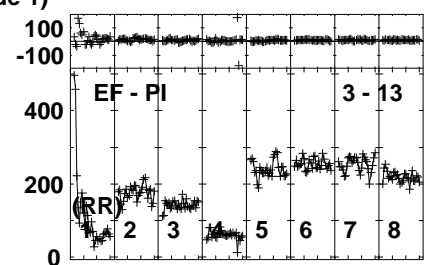
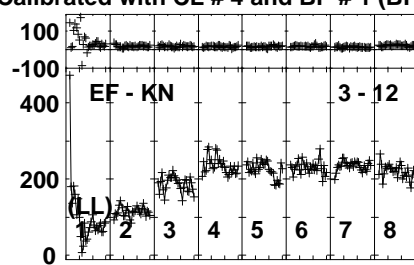
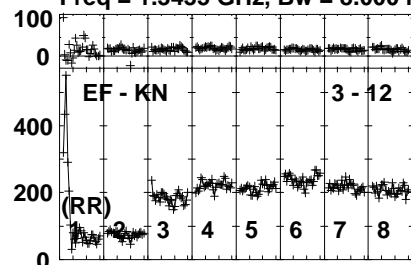


Lower frame: Milli Ampl Jy Top frame: Phas deg
 Vector averaged cross-power spectrum Several baselines displayed
 Timerange: 00/07:42:01 to 00/07:43:59

Plot file version 185 created 30-AUG-2023 08:39:54

J1103+1158 GM081D 1.UVDATA.1

Freq = 1.3435 GHz, Bw = 8.000 MH Calibrated with CL # 4 and BP # 1 (BP mode 1)

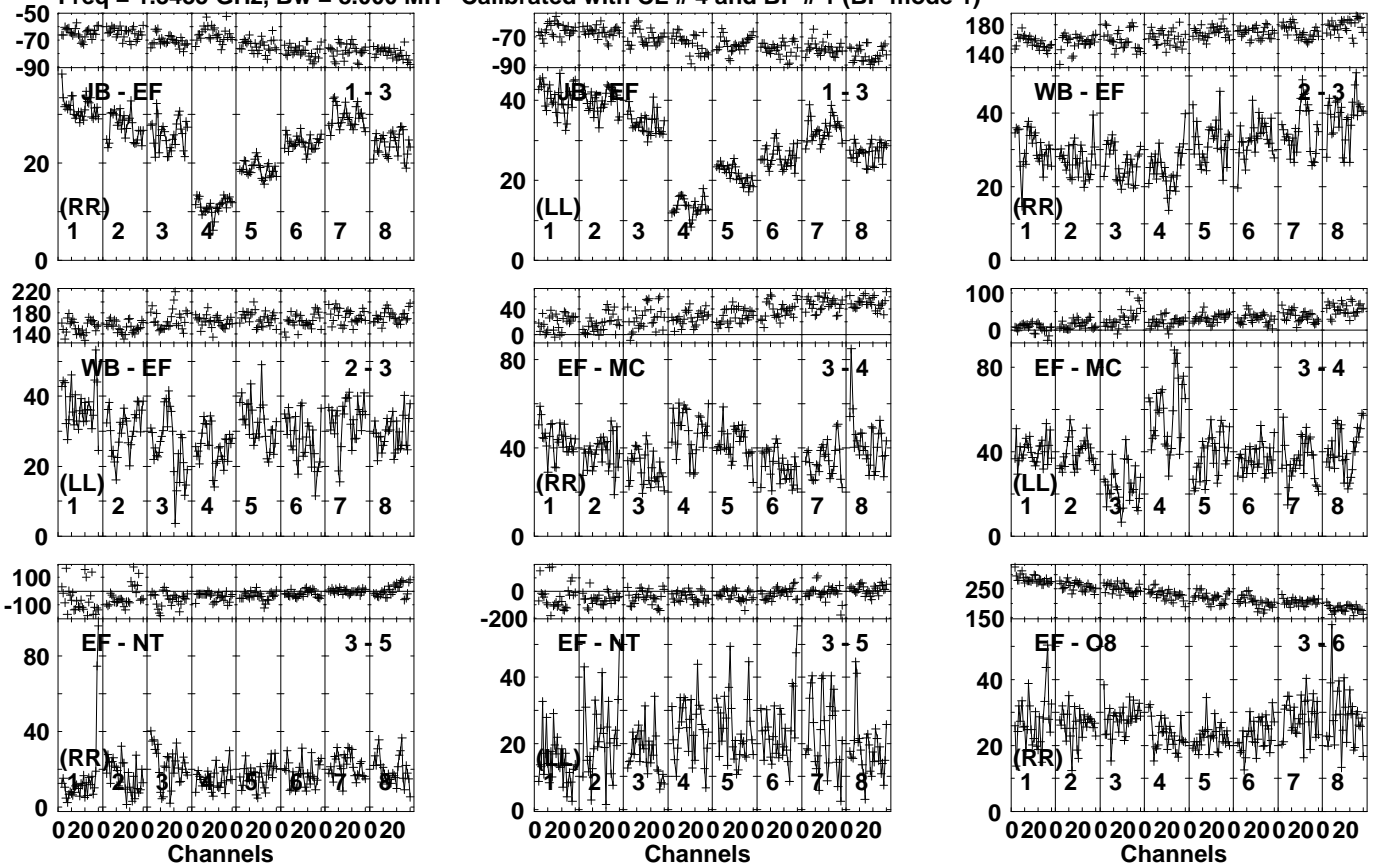


Lower frame: Milli Ampl Jy Top frame: Phas deg
Vector averaged cross-power spectrum Several baselines displayed
Timerange: 00/07:42:01 to 00/07:43:59

Plot file version 186 created 30-AUG-2023 08:39:57

J1100+1002 GM081D 1.UVDATA.1

Freq = 1.3435 GHz, Bw = 8.000 MH Calibrated with CL # 4 and BP # 1 (BP mode 1)

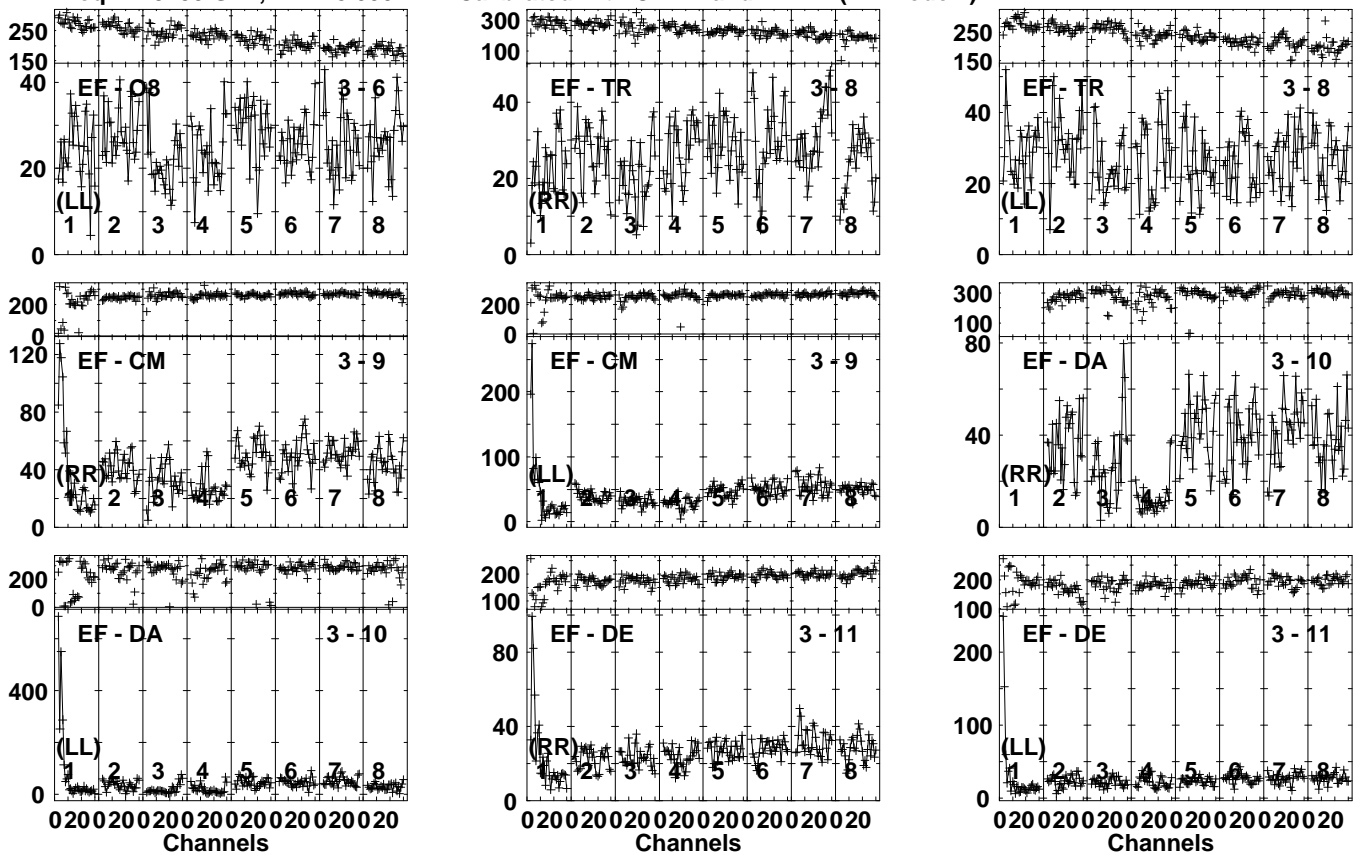


Lower frame: Milli Ampl Jy Top frame: Phas deg
Vector averaged cross-power spectrum Several baselines displayed
Timerange: 00/07:44:01 to 00/07:48:59

Plot file version 187 created 30-AUG-2023 08:39:58

J1100+1002 GM081D 1.UVDATA.1

Freq = 1.3435 GHz, Bw = 8.000 MH Calibrated with CL # 4 and BP # 1 (BP mode 1)

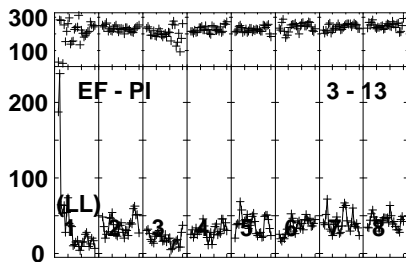
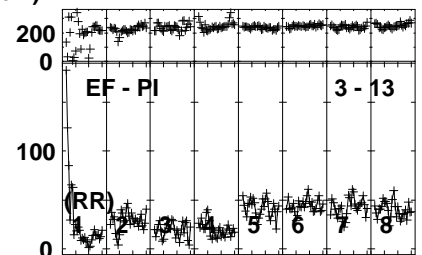
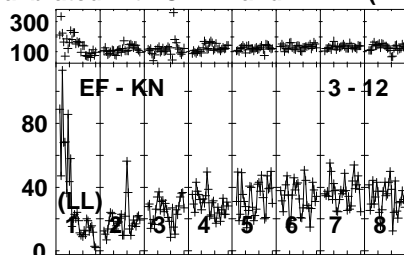
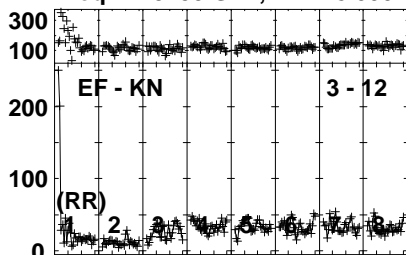


Lower frame: Milli Ampl Jy Top frame: Phas deg
Vector averaged cross-power spectrum Several baselines displayed
Timerange: 00/07:44:01 to 00/07:48:59

Plot file version 188 created 30-AUG-2023 08:39:58

J1100+1002 GM081D 1.UVDATA.1

Freq = 1.3435 GHz, Bw = 8.000 MH Calibrated with CL # 4 and BP # 1 (BP mode 1)

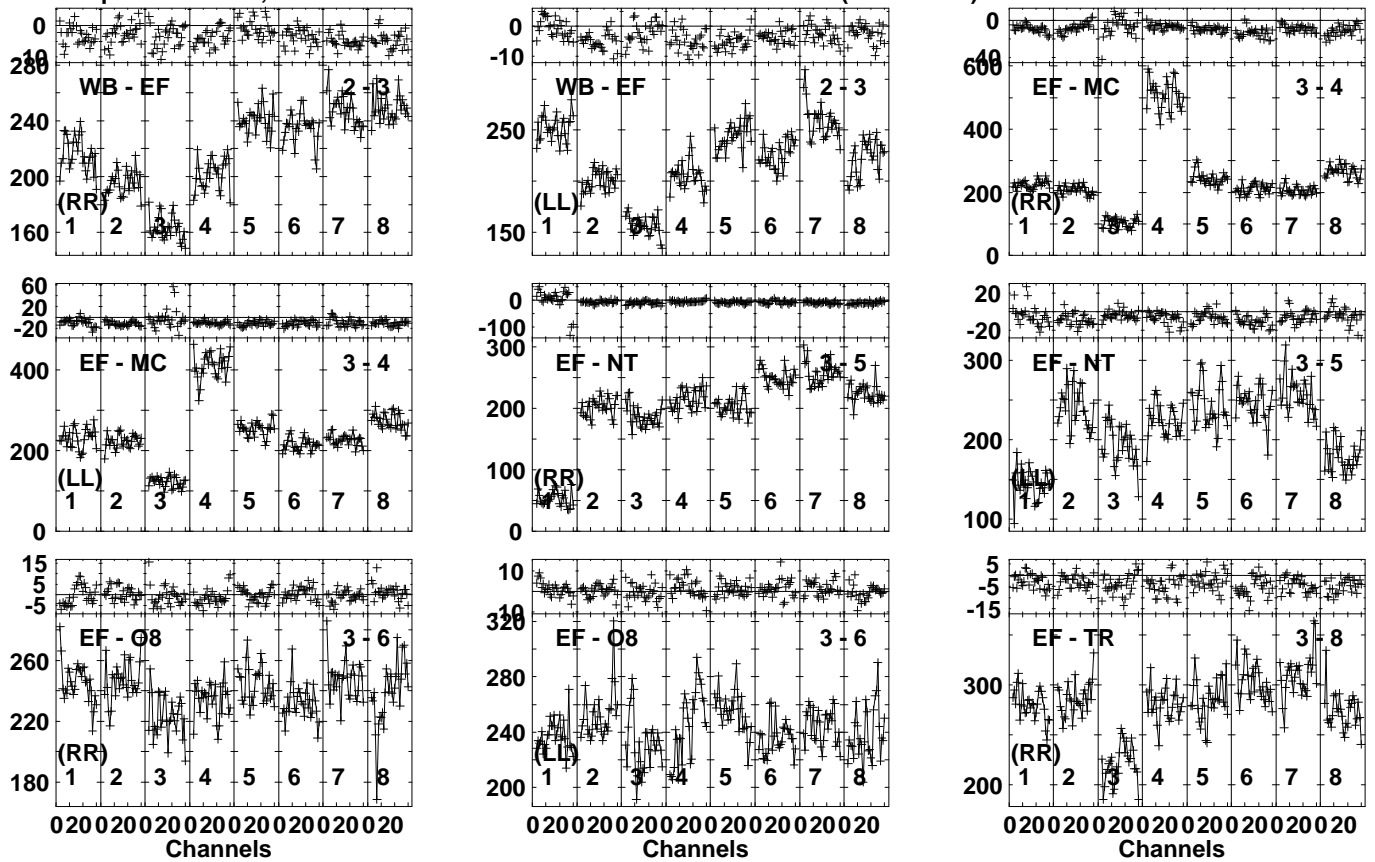


Lower frame: Milli Ampl Jy Top frame: Phas deg
Vector averaged cross-power spectrum Several baselines displayed
Timerange: 00/07:44:01 to 00/07:48:59

Plot file version 189 created 30-AUG-2023 08:40:01

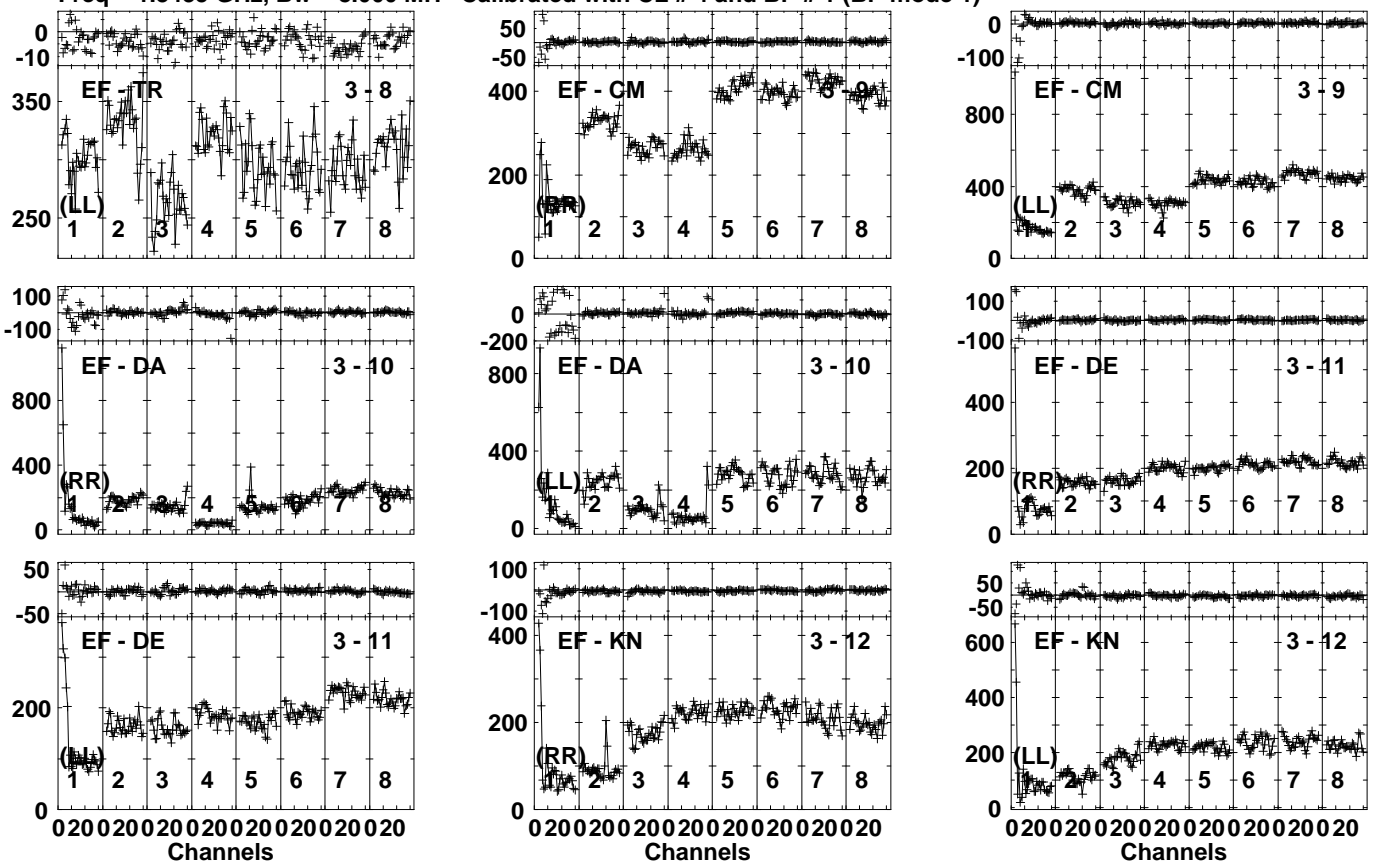
J1103+1158 GM081D 1.UVDATA.1

Freq = 1.3435 GHz, Bw = 8.000 MH Calibrated with CL # 4 and BP # 1 (BP mode 1)



Lower frame: Milli Ampl Jy Top frame: Phas deg
Vector averaged cross-power spectrum Several baselines displayed
Timerange: 00/07:49:31 to 00/07:50:59

Plot file version 190 created 30-AUG-2023 08:40:02
 J1103+1158 GM081D 1.UVDATA.1
 Freq = 1.3435 GHz, Bw = 8.000 MH Calibrated with CL # 4 and BP # 1 (BP mode 1)

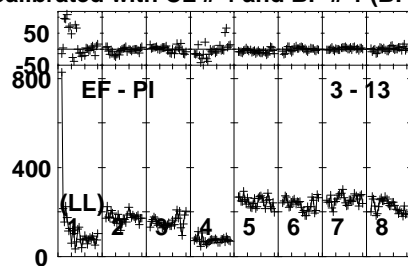
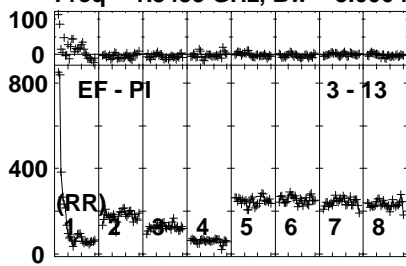


Lower frame: Milli Ampl Jy Top frame: Phas deg
 Vector averaged cross-power spectrum Several baselines displayed
 Timerange: 00/07:49:31 to 00/07:50:59

Plot file version 191 created 30-AUG-2023 08:40:02

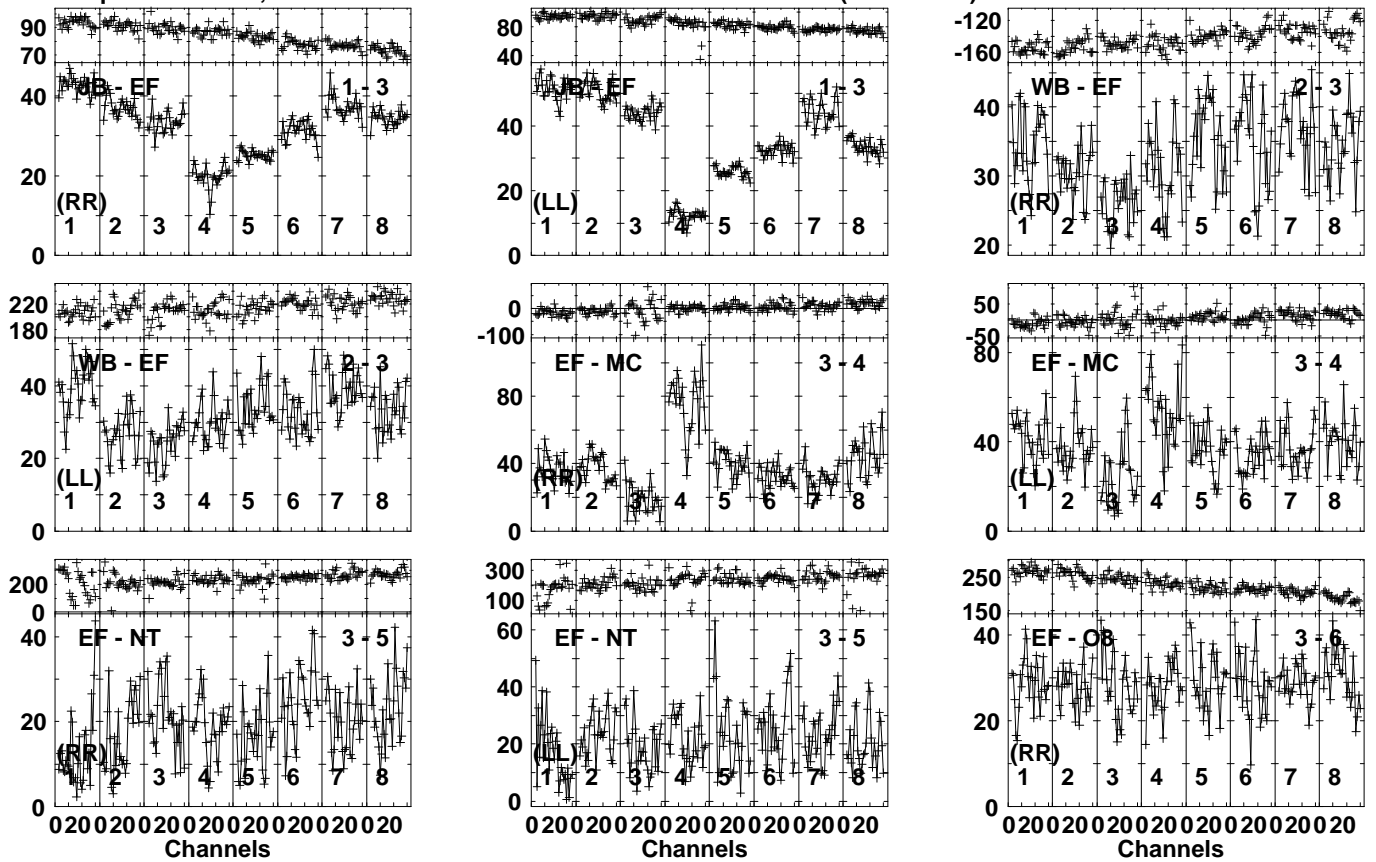
J1103+1158 GM081D 1.UVDATA.1

Freq = 1.3435 GHz, Bw = 8.000 MH Calibrated with CL # 4 and BP # 1 (BP mode 1)



Lower frame: Milli Ampl Jy Top frame: Phas deg
Vector averaged cross-power spectrum Several baselines displayed
Timerange: 00/07:49:31 to 00/07:50:59

Plot file version 192 created 30-AUG-2023 08:40:06
 J1100+1002 GM081D 1.UVDATA.1
 Freq = 1.3435 GHz, Bw = 8.000 MH Calibrated with CL # 4 and BP # 1 (BP mode 1)

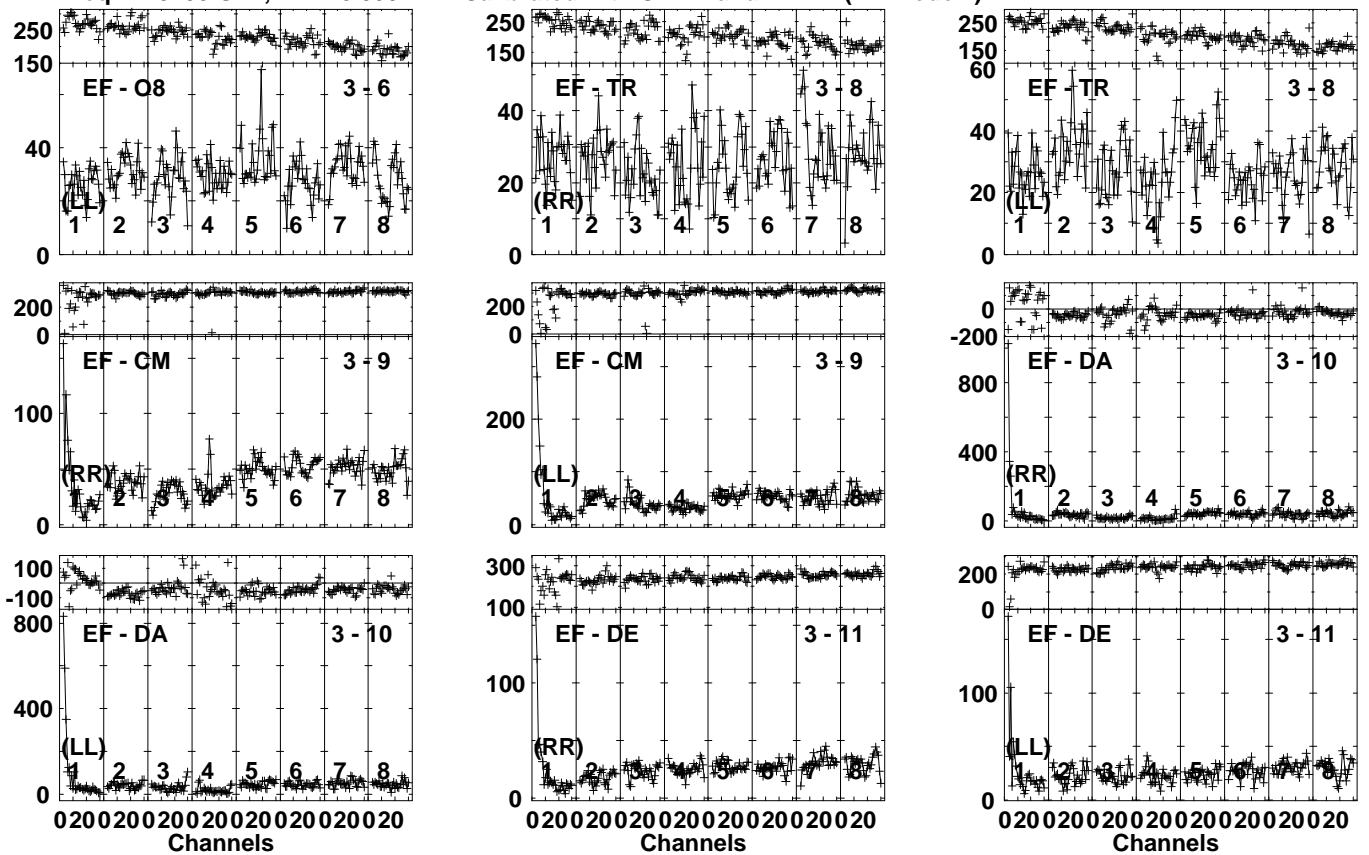


Lower frame: Milli Ampl Jy Top frame: Phas deg
 Vector averaged cross-power spectrum Several baselines displayed
 Timerange: 00/07:51:01 to 00/07:55:59

Plot file version 193 created 30-AUG-2023 08:40:06

J1100+1002 GM081D 1.UVDATA.1

Freq = 1.3435 GHz, Bw = 8.000 MH Calibrated with CL # 4 and BP # 1 (BP mode 1)

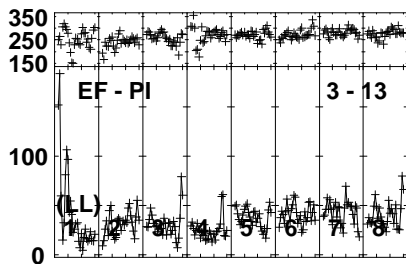
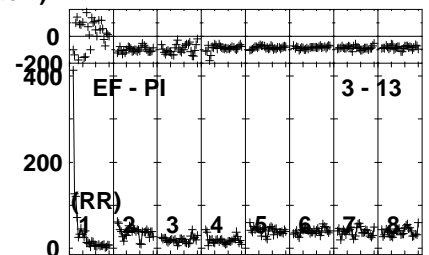
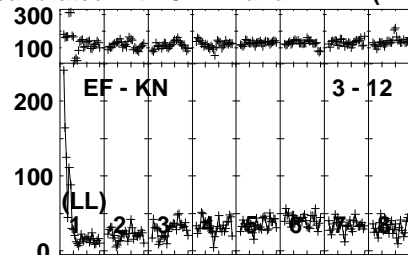
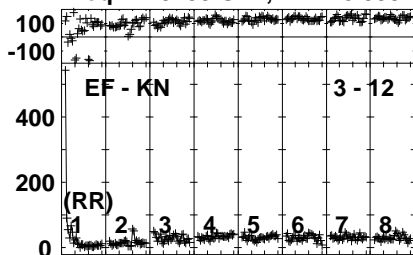


Lower frame: Milli Ampl Jy Top frame: Phas deg
Vector averaged cross-power spectrum Several baselines displayed
Timerange: 00/07:51:01 to 00/07:55:59

Plot file version 194 created 30-AUG-2023 08:40:07

J1100+1002 GM081D 1.UVDATA.1

Freq = 1.3435 GHz, Bw = 8.000 MH Calibrated with CL # 4 and BP # 1 (BP mode 1)

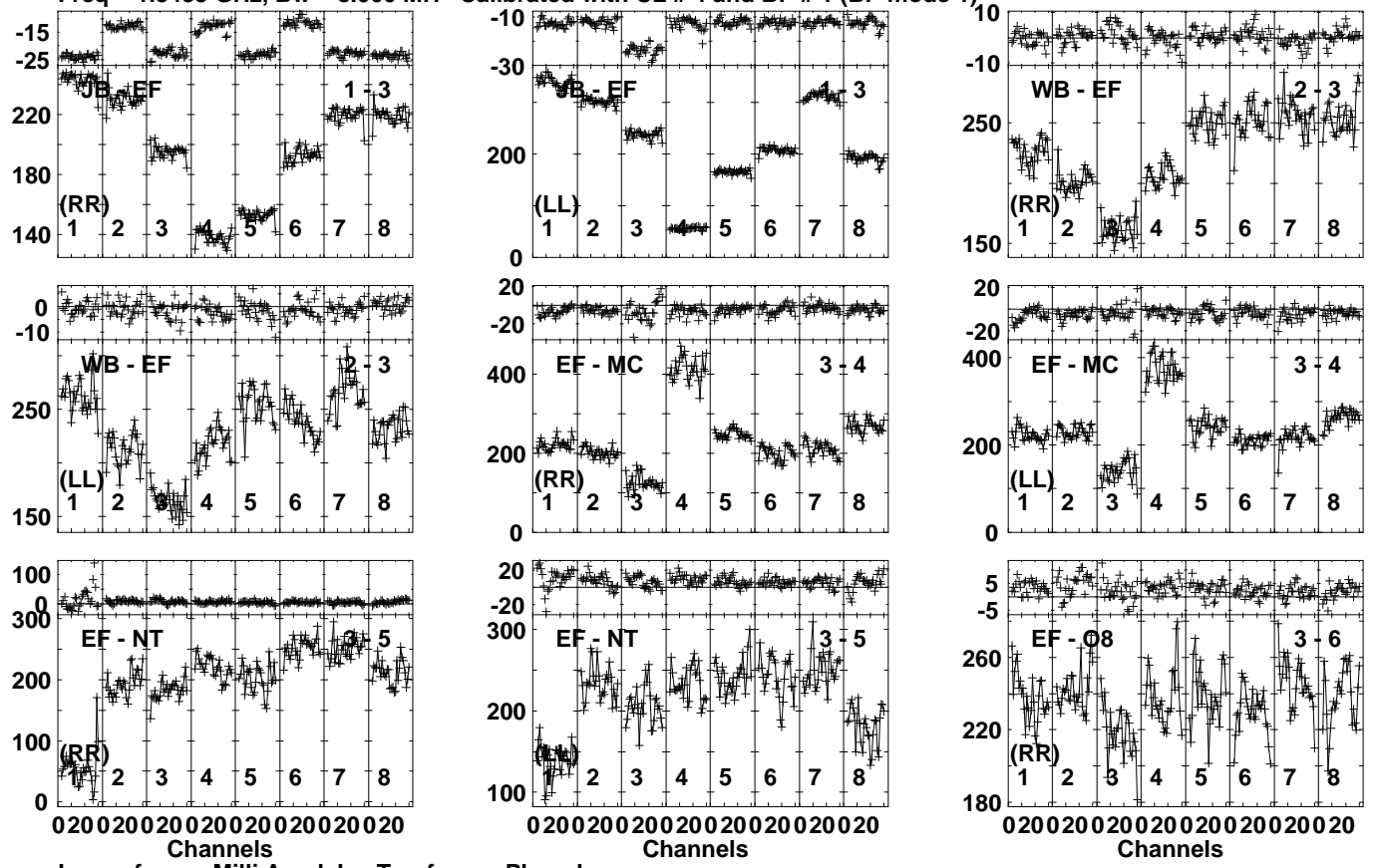


Lower frame: Milli Ampl Jy Top frame: Phas deg
Vector averaged cross-power spectrum Several baselines displayed
Timerange: 00/07:51:01 to 00/07:55:59

Plot file version 195 created 30-AUG-2023 08:40:10

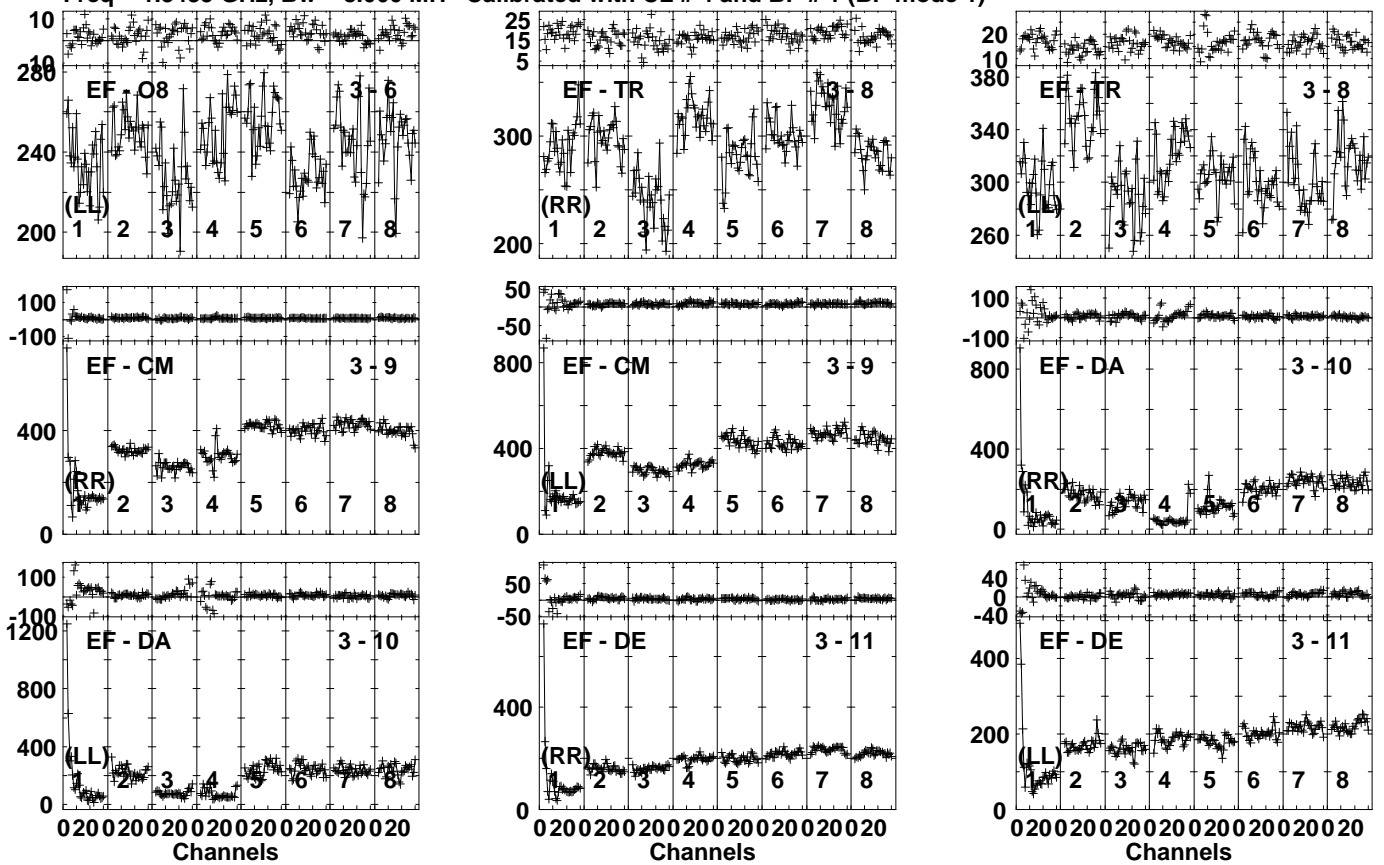
J1103+1158 GM081D 1.UVDATA.1

Freq = 1.3435 GHz, Bw = 8.000 MH Calibrated with CL # 4 and BP # 1 (BP mode 1)



Lower frame: Milli Ampl Jy Top frame: Phas deg
 Vector averaged cross-power spectrum Several baselines displayed
 Timerange: 00/07:56:01 to 00/07:57:59

Plot file version 196 created 30-AUG-2023 08:40:11
 J1103+1158 GM081D 1.UVDATA.1
 Freq = 1.3435 GHz, Bw = 8.000 MH Calibrated with CL # 4 and BP # 1 (BP mode 1)

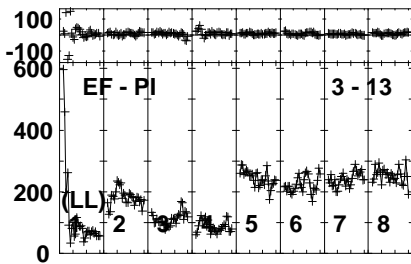
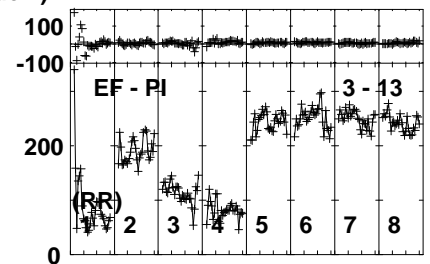
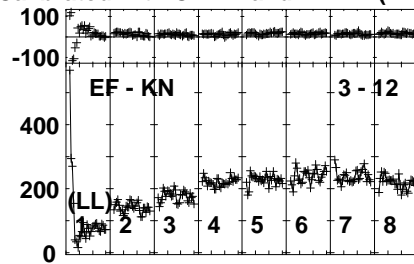
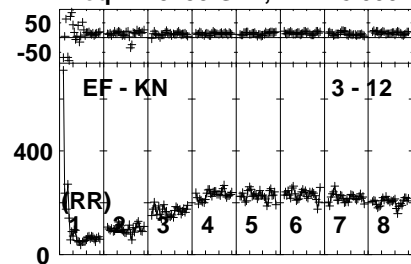


Lower frame: Milli Ampl Jy Top frame: Phas deg
 Vector averaged cross-power spectrum Several baselines displayed
 Timerange: 00/07:56:01 to 00/07:57:59

Plot file version 197 created 30-AUG-2023 08:40:11

J1103+1158 GM081D 1.UVDATA.1

Freq = 1.3435 GHz, Bw = 8.000 MH Calibrated with CL # 4 and BP # 1 (BP mode 1)

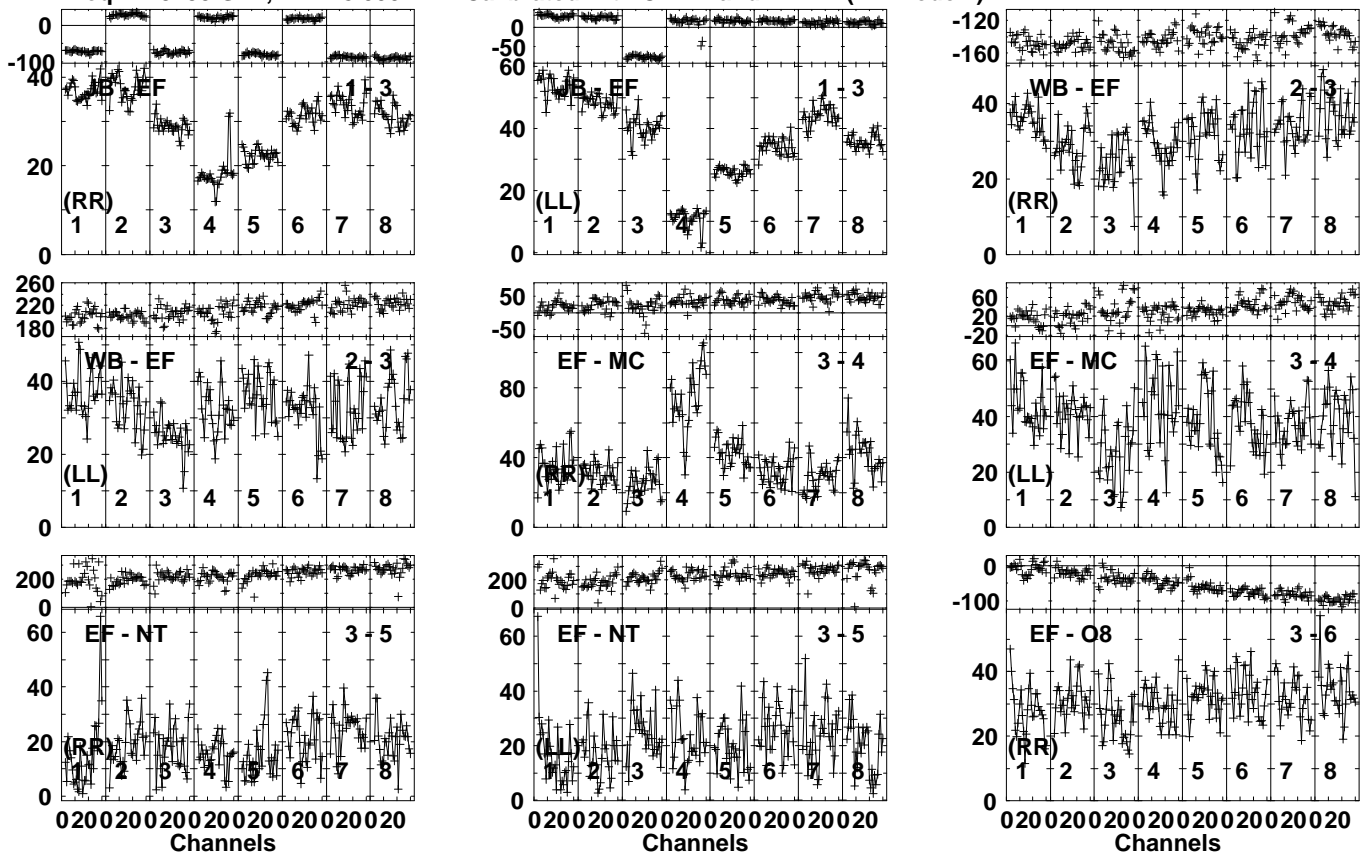


Lower frame: Milli Ampl Jy Top frame: Phas deg
Vector averaged cross-power spectrum Several baselines displayed
Timerange: 00/07:56:01 to 00/07:57:59

Plot file version 198 created 30-AUG-2023 08:40:14

J1100+1002 GM081D 1.UVDATA.1

Freq = 1.3435 GHz, Bw = 8.000 MH Calibrated with CL # 4 and BP # 1 (BP mode 1)

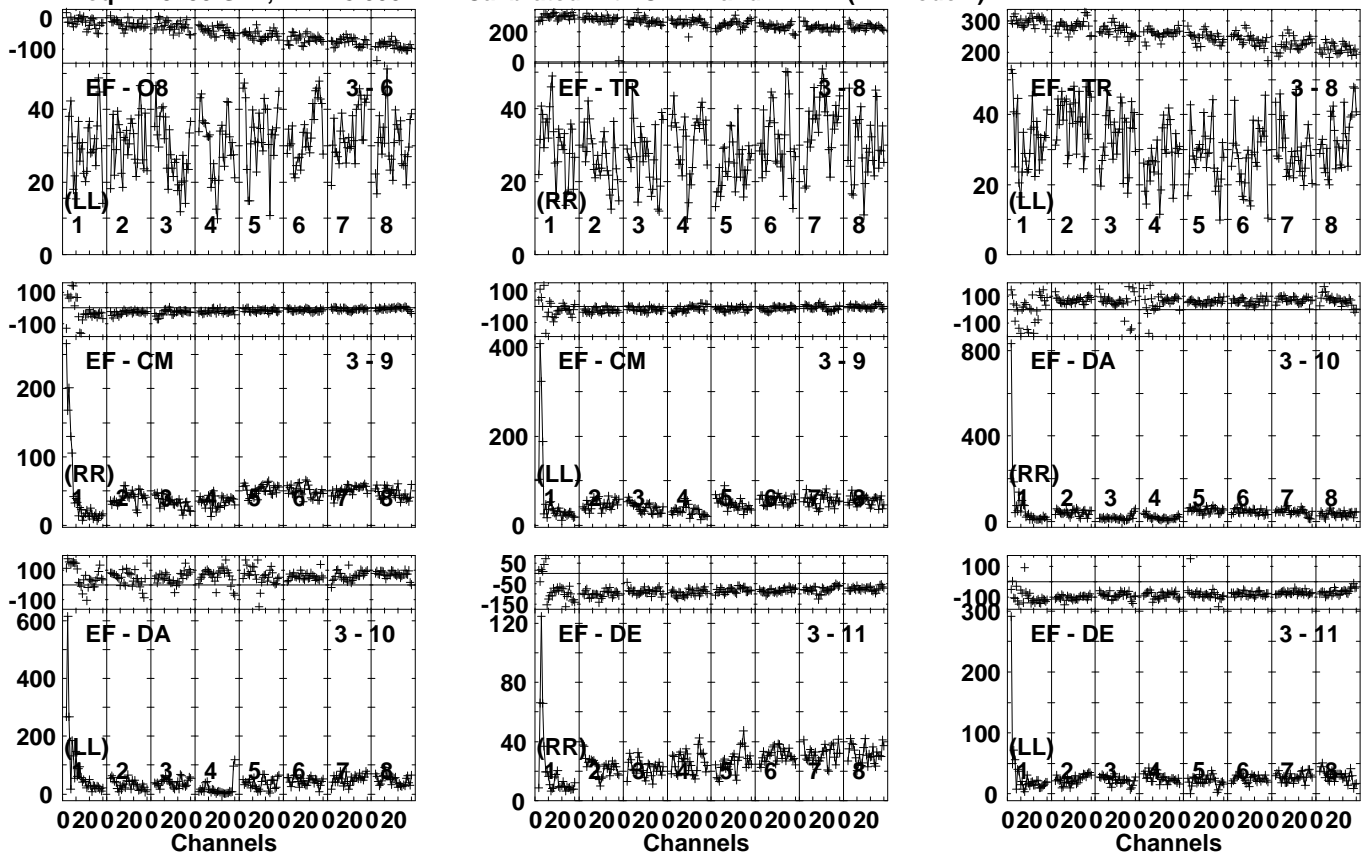


Lower frame: Milli Ampl Jy Top frame: Phas deg
Vector averaged cross-power spectrum Several baselines displayed
Timerange: 00/07:58:01 to 00/08:02:59

Plot file version 199 created 30-AUG-2023 08:40:15

J1100+1002 GM081D 1.UVDATA.1

Freq = 1.3435 GHz, Bw = 8.000 MH Calibrated with CL # 4 and BP # 1 (BP mode 1)

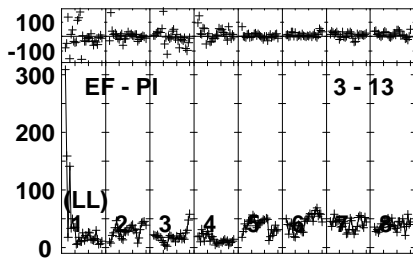
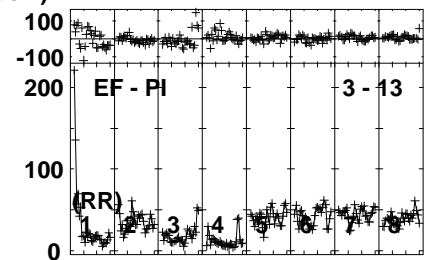
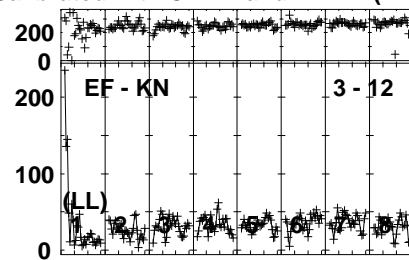
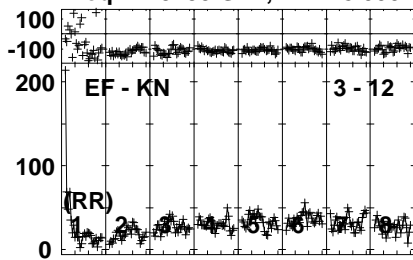


Lower frame: Milli Ampl Jy Top frame: Phas deg
Vector averaged cross-power spectrum Several baselines displayed
Timerange: 00/07:58:01 to 00/08:02:59

Plot file version 200 created 30-AUG-2023 08:40:15

J1100+1002 GM081D 1.UVDATA.1

Freq = 1.3435 GHz, Bw = 8.000 MH Calibrated with CL # 4 and BP # 1 (BP mode 1)

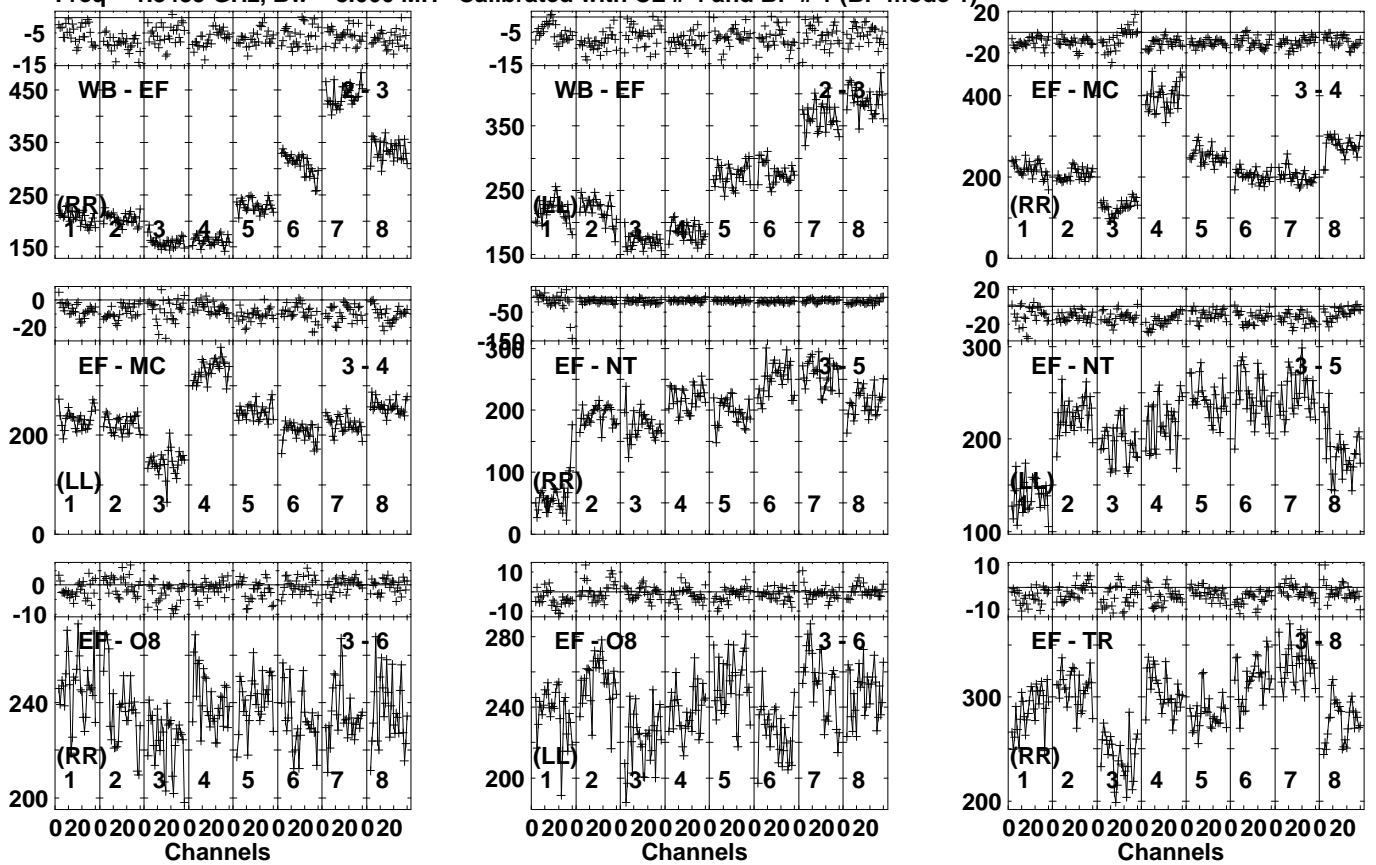


Lower frame: Milli Ampl Jy Top frame: Phas deg
Vector averaged cross-power spectrum Several baselines displayed
Timerange: 00/07:58:01 to 00/08:02:59

Plot file version 201 created 30-AUG-2023 08:40:19

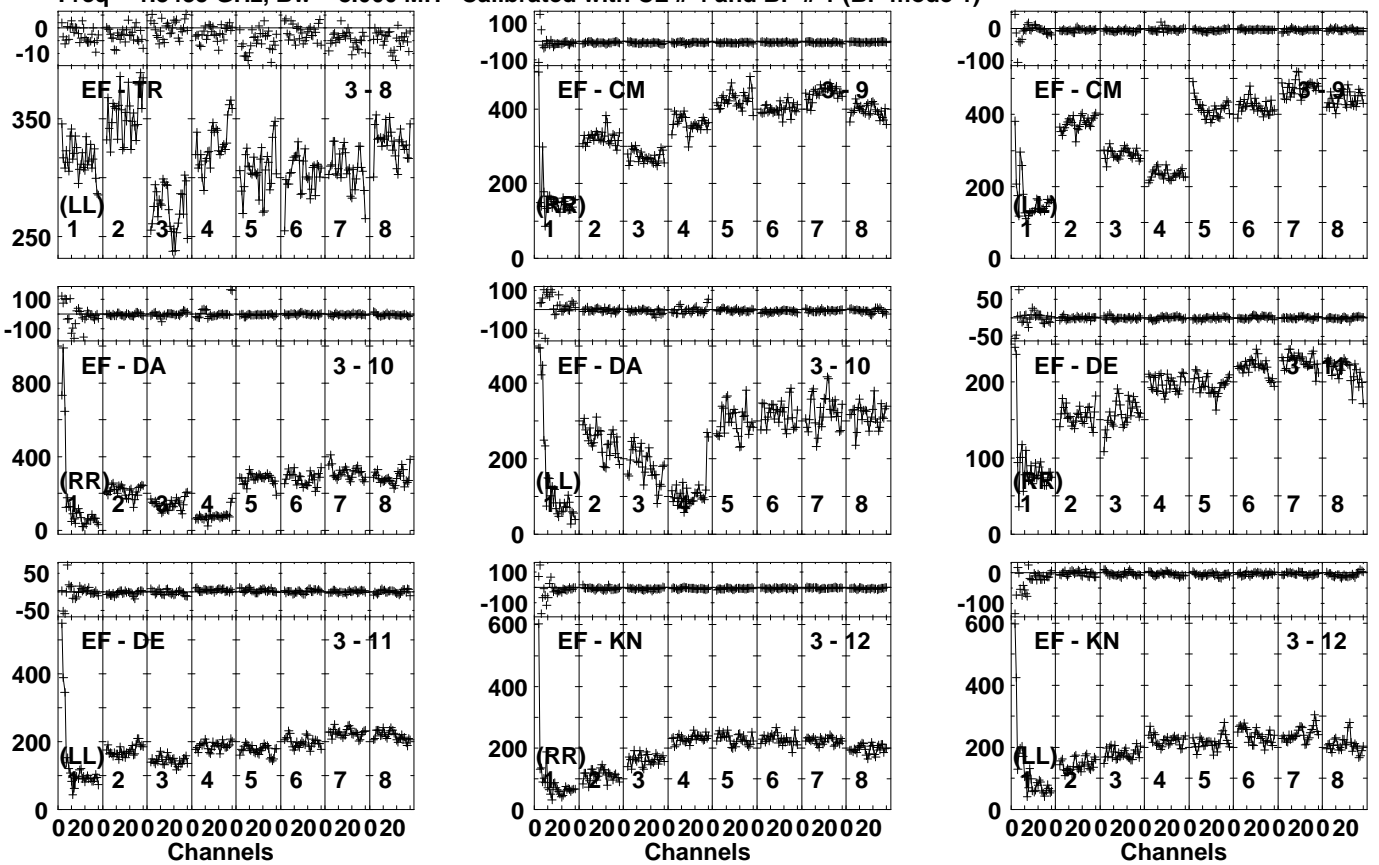
J1103+1158 GM081D 1.UVDATA.1

Freq = 1.3435 GHz, Bw = 8.000 MH Calibrated with CL # 4 and BP # 1 (BP mode 1)



Lower frame: Milli Ampl Jy Top frame: Phas deg
 Vector averaged cross-power spectrum Several baselines displayed
 Timerange: 00/08:03:31 to 00/08:04:59

Plot file version 202 created 30-AUG-2023 08:40:19
 J1103+1158 GM081D 1.UVDATA.1
 Freq = 1.3435 GHz, Bw = 8.000 MH Calibrated with CL # 4 and BP # 1 (BP mode 1)

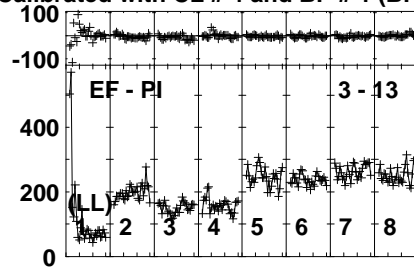
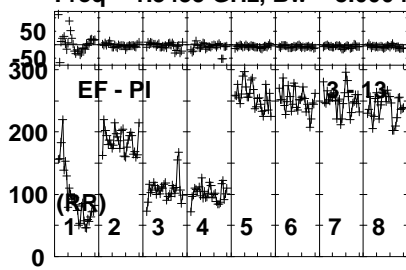


Lower frame: Milli Ampl Jy Top frame: Phas deg
 Vector averaged cross-power spectrum Several baselines displayed
 Timerange: 00/08:03:31 to 00/08:04:59

Plot file version 203 created 30-AUG-2023 08:40:20

J1103+1158 GM081D 1.UVDATA.1

Freq = 1.3435 GHz, Bw = 8.000 MH Calibrated with CL # 4 and BP # 1 (BP mode 1)

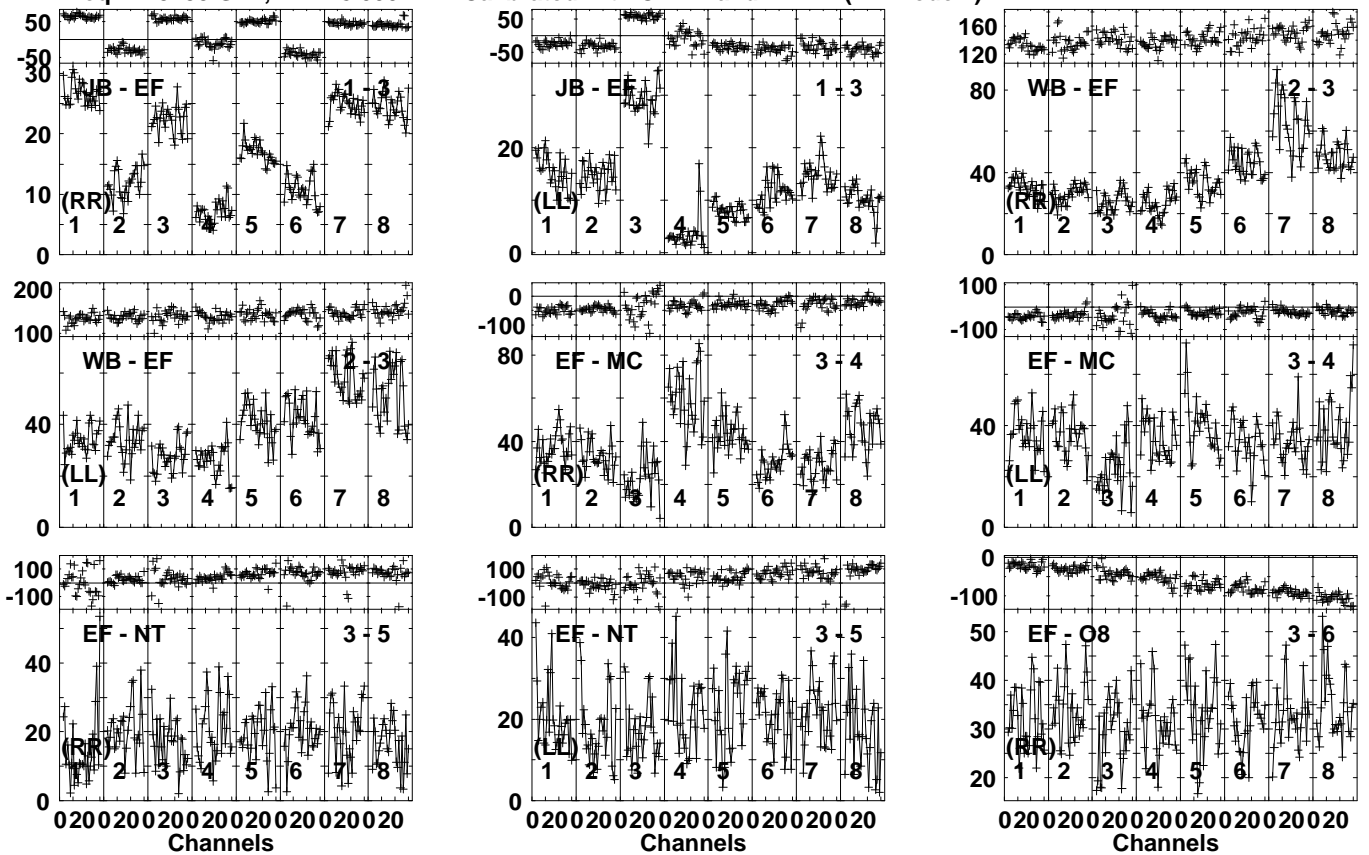


Lower frame: Milli Ampl Jy Top frame: Phas deg
Vector averaged cross-power spectrum Several baselines displayed
Timerange: 00/08:03:31 to 00/08:04:59

Plot file version 204 created 30-AUG-2023 08:40:23

J1100+1002 GM081D 1.UVDATA.1

Freq = 1.3435 GHz, Bw = 8.000 MH Calibrated with CL # 4 and BP # 1 (BP mode 1)

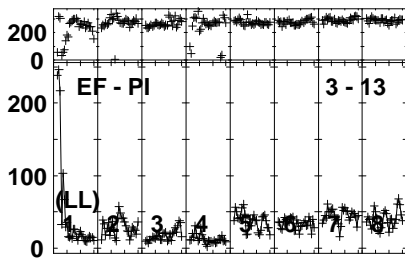
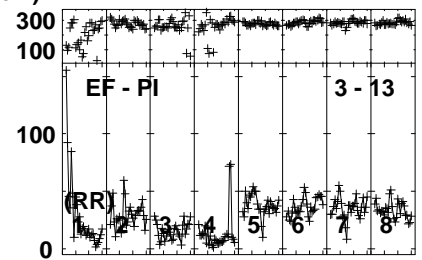
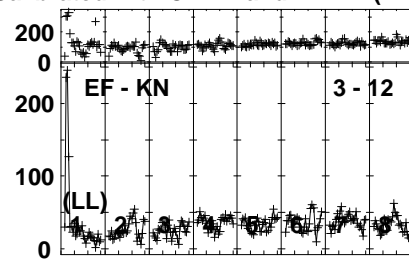
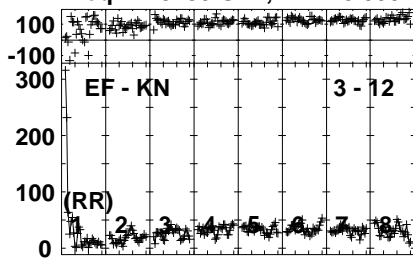


Lower frame: Milli Ampl Jy Top frame: Phas deg
Vector averaged cross-power spectrum Several baselines displayed
Timerange: 00/08:05:01 to 00/08:09:59

Plot file version 206 created 30-AUG-2023 08:40:24

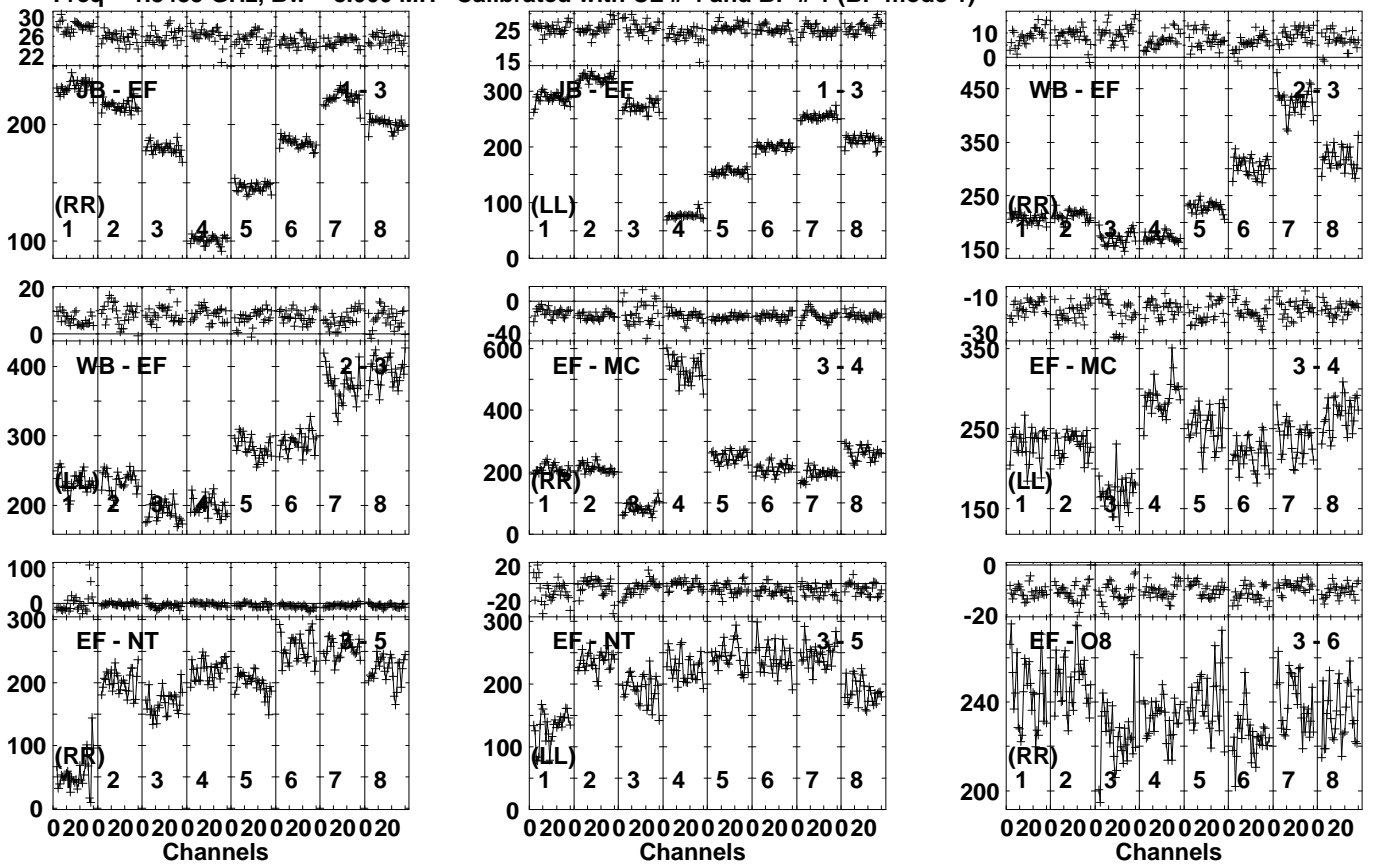
J1100+1002 GM081D 1.UVDATA.1

Freq = 1.3435 GHz, Bw = 8.000 MH Calibrated with CL # 4 and BP # 1 (BP mode 1)



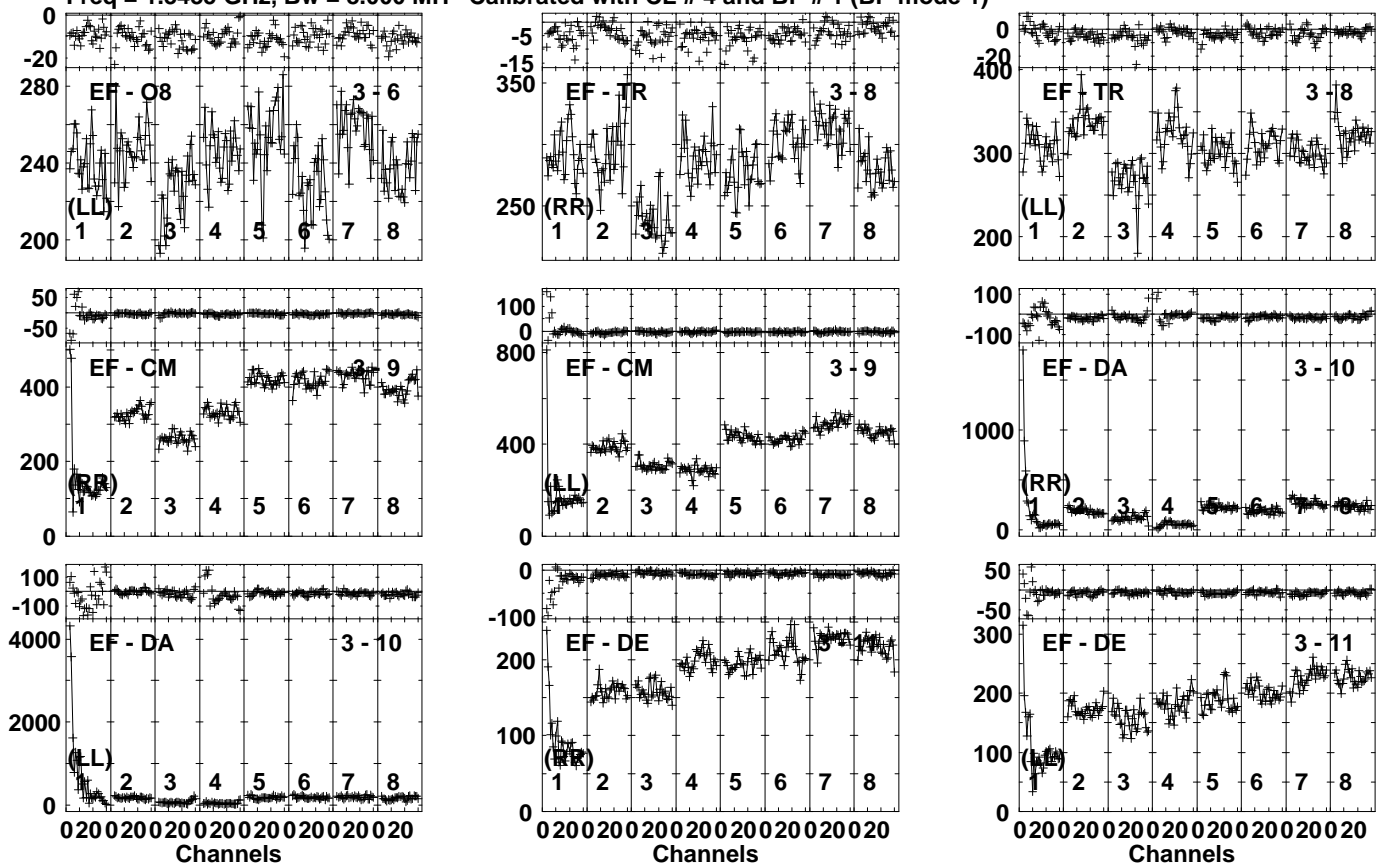
Lower frame: Milli Ampl Jy Top frame: Phas deg
Vector averaged cross-power spectrum Several baselines displayed
Timerange: 00/08:05:01 to 00/08:09:59

Plot file version 207 created 30-AUG-2023 08:40:27
 J1103+1158 GM081D 1.UVDATA.1
 Freq = 1.3435 GHz, Bw = 8.000 MH Calibrated with CL # 4 and BP # 1 (BP mode 1)



Lower frame: Milli Ampl Jy Top frame: Phas deg
 Vector averaged cross-power spectrum Several baselines displayed
 Timerange: 00/08:10:01 to 00/08:11:59

Plot file version 208 created 30-AUG-2023 08:40:27
 J1103+1158 GM081D 1.UVDATA.1
 Freq = 1.3435 GHz, Bw = 8.000 MH Calibrated with CL # 4 and BP # 1 (BP mode 1)

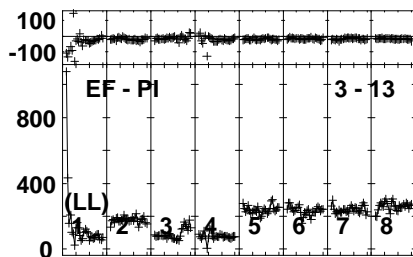
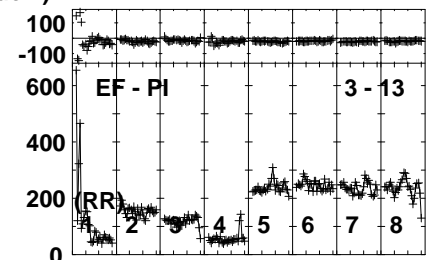
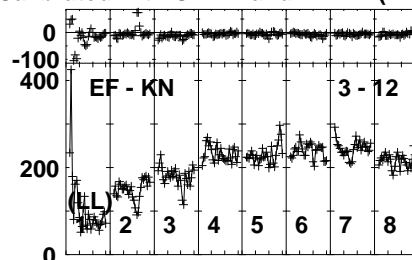
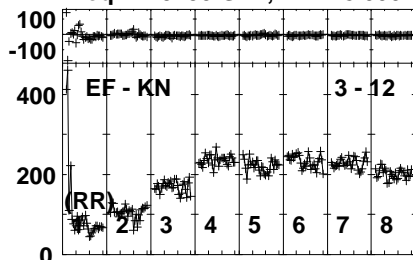


Lower frame: Milli Ampl Jy Top frame: Phas deg
 Vector averaged cross-power spectrum Several baselines displayed
 Timerange: 00/08:10:01 to 00/08:11:59

Plot file version 209 created 30-AUG-2023 08:40:28

J1103+1158 GM081D 1.UVDATA.1

Freq = 1.3435 GHz, Bw = 8.000 MH Calibrated with CL # 4 and BP # 1 (BP mode 1)



Lower frame: Milli Ampl Jy Top frame: Phas deg

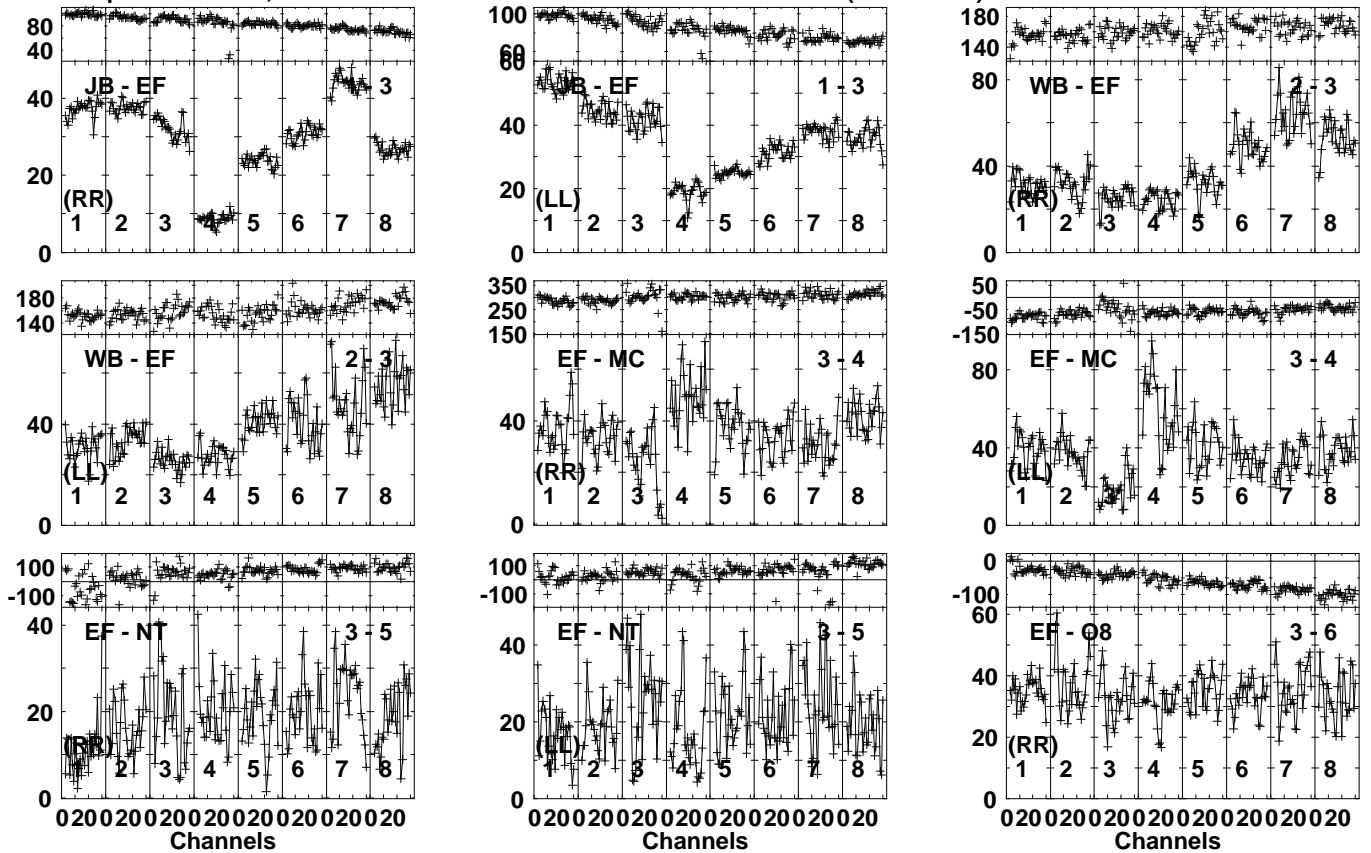
Vector averaged cross-power spectrum Several baselines displayed

Timerange: 00/08:10:01 to 00/08:11:59

Plot file version 210 created 30-AUG-2023 08:40:31

J1100+1002 GM081D 1.UVDATA.1

Freq = 1.3435 GHz, Bw = 8.000 MH Calibrated with CL # 4 and BP # 1 (BP mode 1)

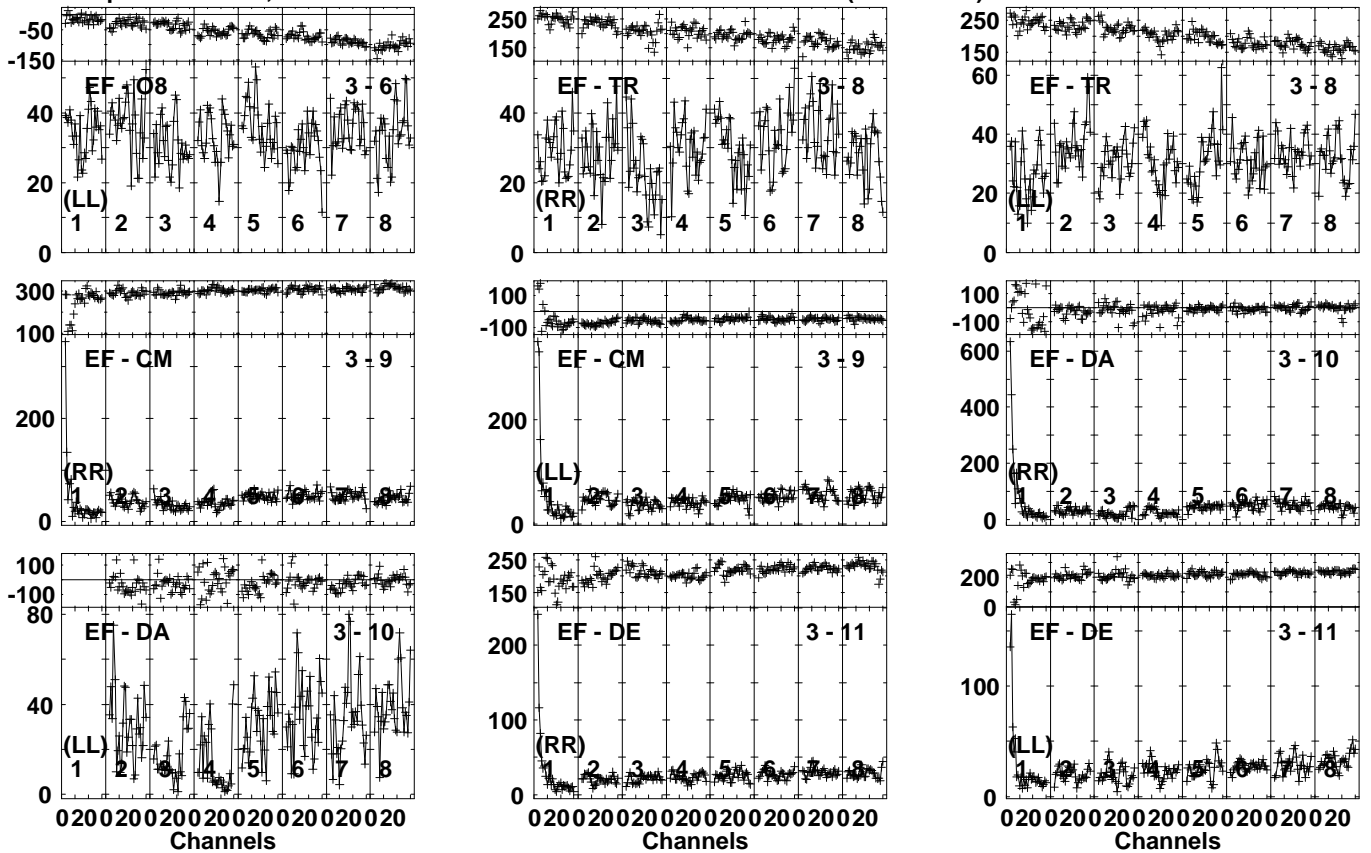


Lower frame: Milli Ampl Jy Top frame: Phas deg
Vector averaged cross-power spectrum Several baselines displayed
Timerange: 00/08:12:01 to 00/08:16:59

Plot file version 211 created 30-AUG-2023 08:40:32

J1100+1002 GM081D 1.UVDATA.1

Freq = 1.3435 GHz, Bw = 8.000 MH Calibrated with CL # 4 and BP # 1 (BP mode 1)

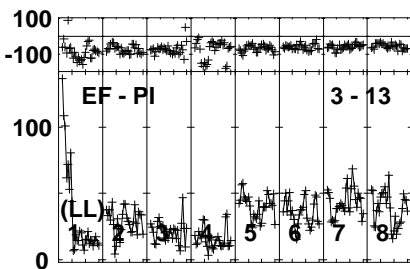
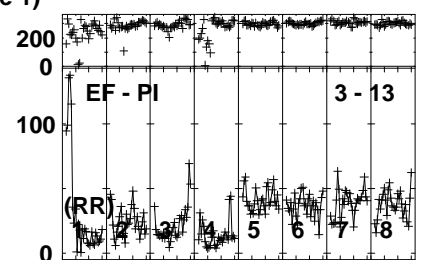
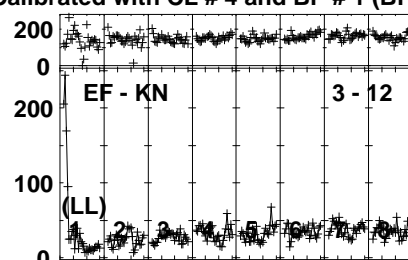
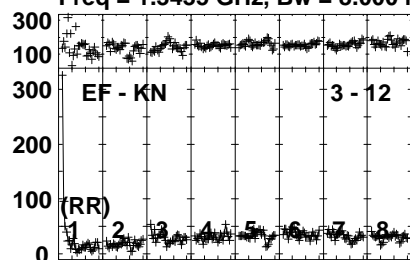


Lower frame: Milli Ampl Jy Top frame: Phas deg
Vector averaged cross-power spectrum Several baselines displayed
Timerange: 00/08:12:01 to 00/08:16:59

Plot file version 212 created 30-AUG-2023 08:40:32

J1100+1002 GM081D 1.UVDATA.1

Freq = 1.3435 GHz, Bw = 8.000 MH Calibrated with CL # 4 and BP # 1 (BP mode 1)

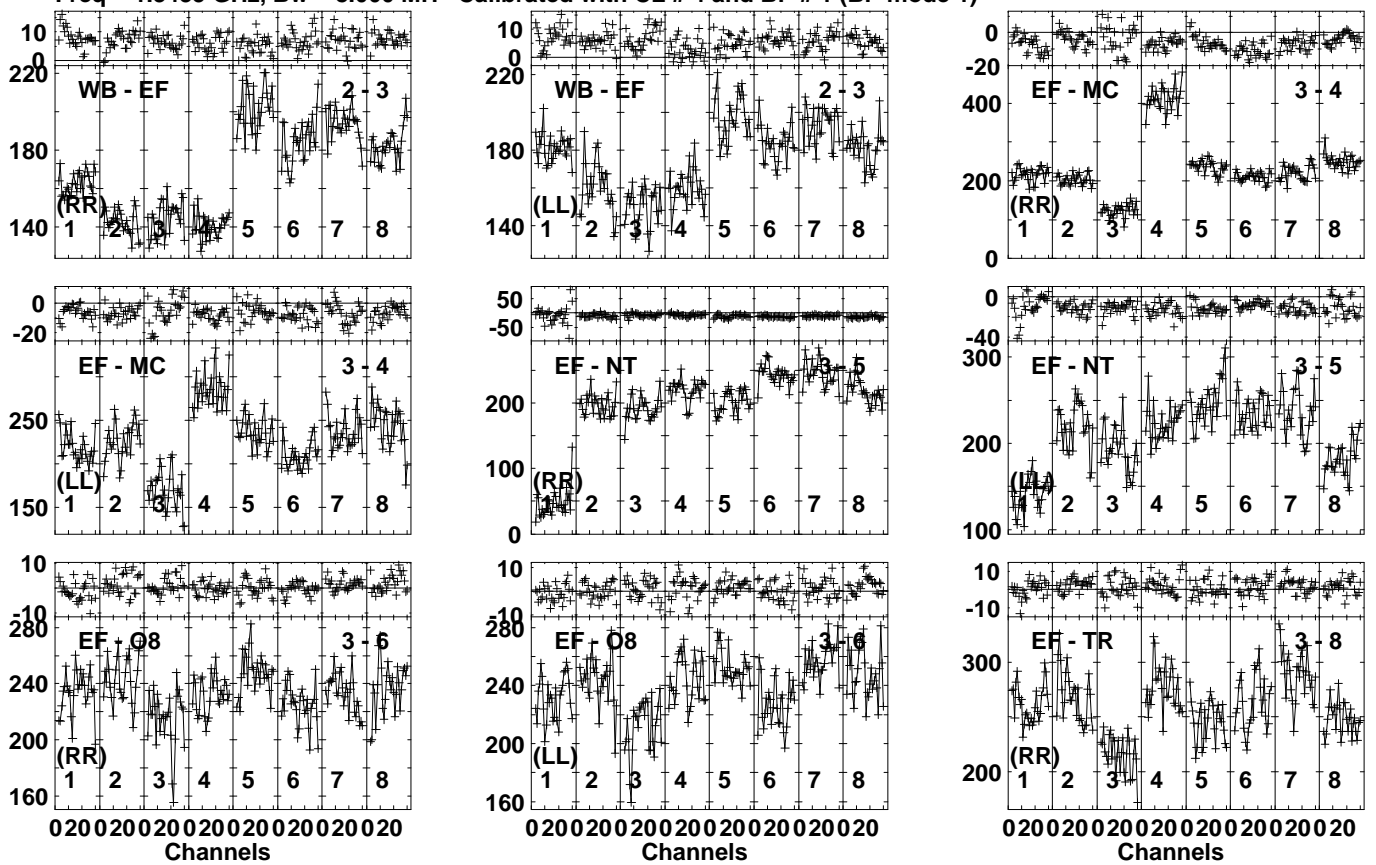


Lower frame: Milli Ampl Jy Top frame: Phas deg

Vector averaged cross-power spectrum Several baselines displayed

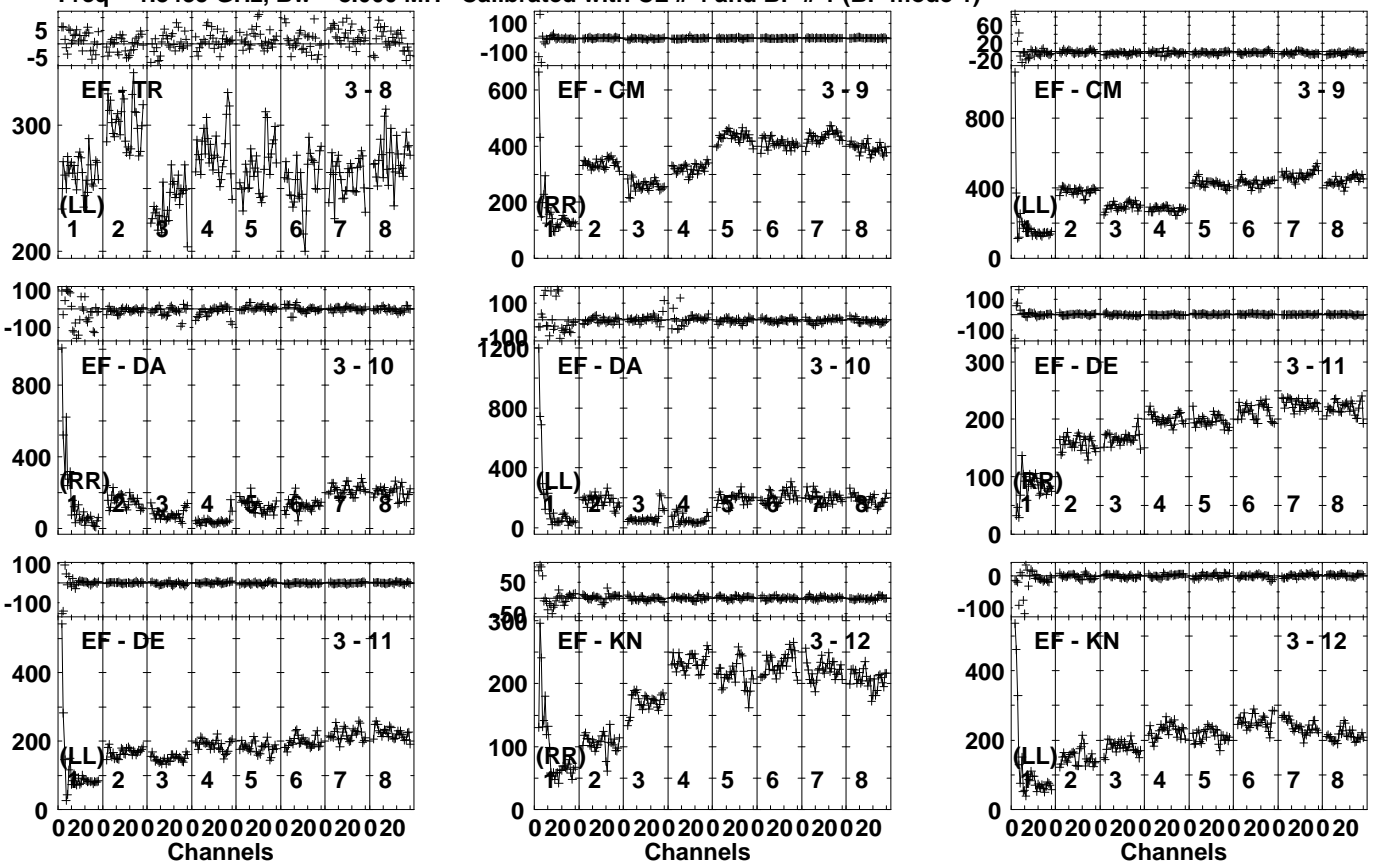
Timerange: 00/08:12:01 to 00/08:16:59

Plot file version 213 created 30-AUG-2023 08:40:35
 J1103+1158 GM081D 1.UVDATA.1
 Freq = 1.3435 GHz, Bw = 8.000 MH Calibrated with CL # 4 and BP # 1 (BP mode 1)



Lower frame: Milli Ampl Jy Top frame: Phas deg
 Vector averaged cross-power spectrum Several baselines displayed
 Timerange: 00/08:17:31 to 00/08:18:59

Plot file version 214 created 30-AUG-2023 08:40:36
 J1103+1158 GM081D 1.UVDATA.1
 Freq = 1.3435 GHz, Bw = 8.000 MH Calibrated with CL # 4 and BP # 1 (BP mode 1)

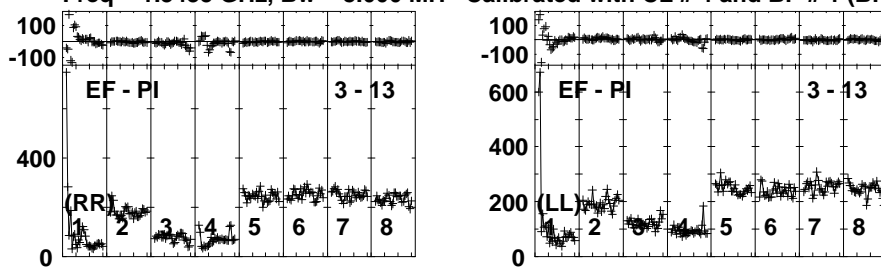


Lower frame: Milli Ampl Jy Top frame: Phas deg
 Vector averaged cross-power spectrum Several baselines displayed
 Timerange: 00/08:17:31 to 00/08:18:59

Plot file version 215 created 30-AUG-2023 08:40:37

J1103+1158 GM081D 1.UVDATA.1

Freq = 1.3435 GHz, Bw = 8.000 MH Calibrated with CL # 4 and BP # 1 (BP mode 1)

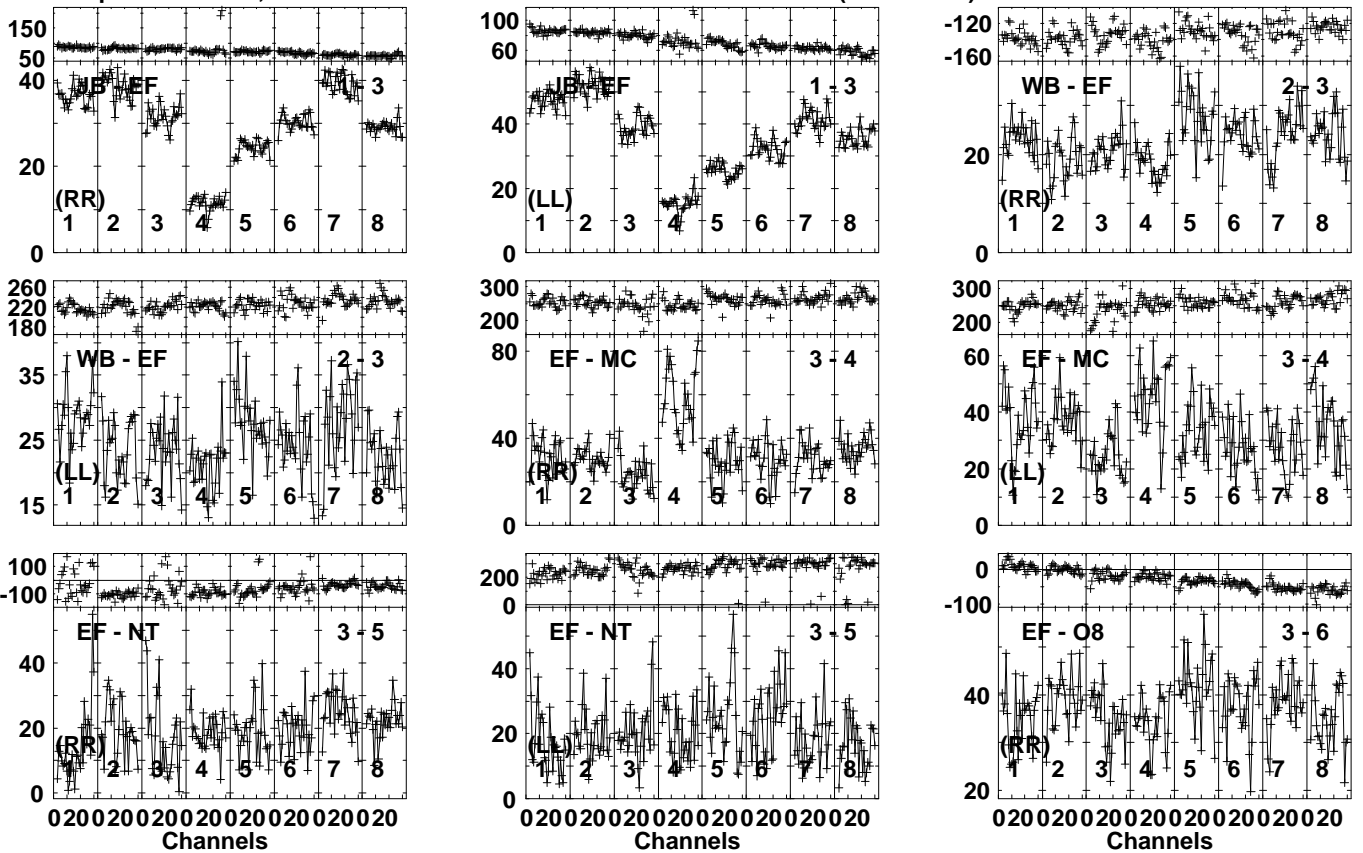


Lower frame: Milli Ampl Jy Top frame: Phas deg
Vector averaged cross-power spectrum Several baselines displayed
Timerange: 00/08:17:31 to 00/08:18:59

Plot file version 216 created 30-AUG-2023 08:40:39

J1100+1002 GM081D 1.UVDATA.1

Freq = 1.3435 GHz, Bw = 8.000 MH Calibrated with CL # 4 and BP # 1 (BP mode 1)

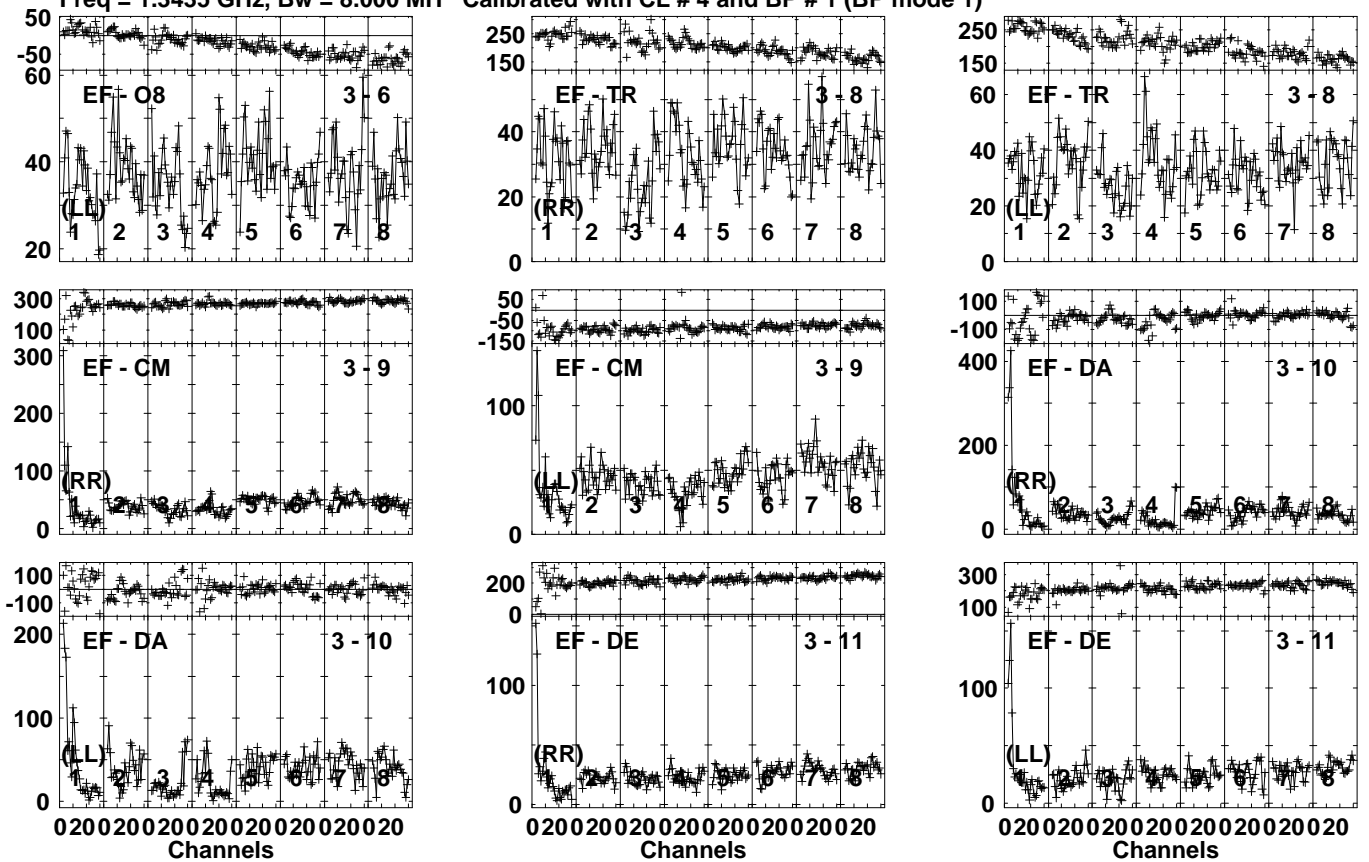


Lower frame: Milli Ampl Jy Top frame: Phas deg
Vector averaged cross-power spectrum Several baselines displayed
Timerange: 00/08:19:01 to 00/08:23:59

Plot file version 217 created 30-AUG-2023 08:40:40

J1100+1002 GM081D 1.UVDATA.1

Freq = 1.3435 GHz, Bw = 8.000 MH Calibrated with CL # 4 and BP # 1 (BP mode 1)

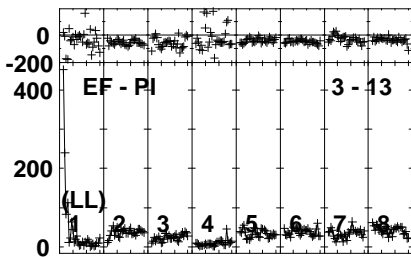
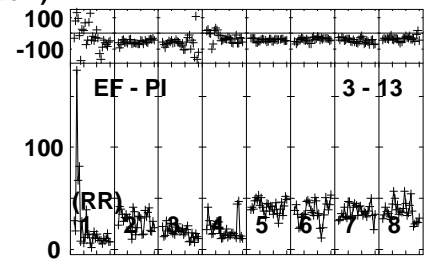
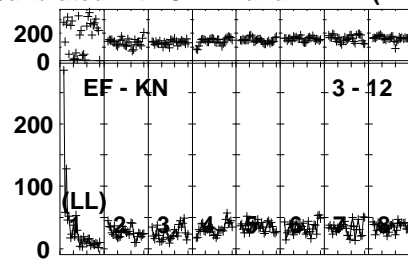
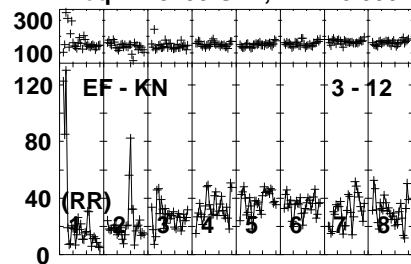


Lower frame: Milli Ampl Jy Top frame: Phas deg
Vector averaged cross-power spectrum Several baselines displayed
Timerange: 00/08:19:01 to 00/08:23:59

Plot file version 218 created 30-AUG-2023 08:40:41

J1100+1002 GM081D 1.UVDATA.1

Freq = 1.3435 GHz, Bw = 8.000 MH Calibrated with CL # 4 and BP # 1 (BP mode 1)

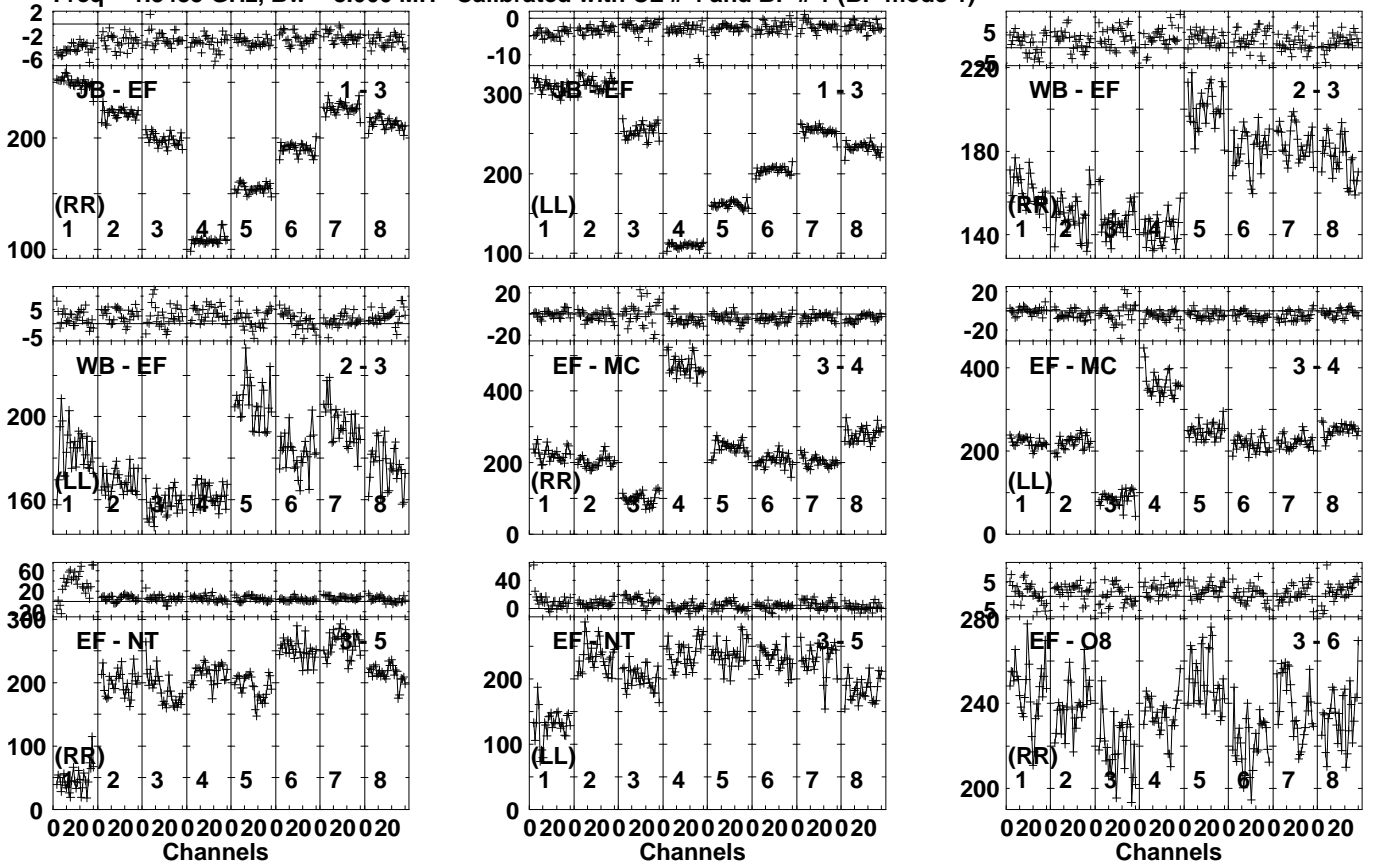


Lower frame: Milli Ampl Jy Top frame: Phas deg
Vector averaged cross-power spectrum Several baselines displayed
Timerange: 00/08:19:01 to 00/08:23:59

Plot file version 219 created 30-AUG-2023 08:40:44

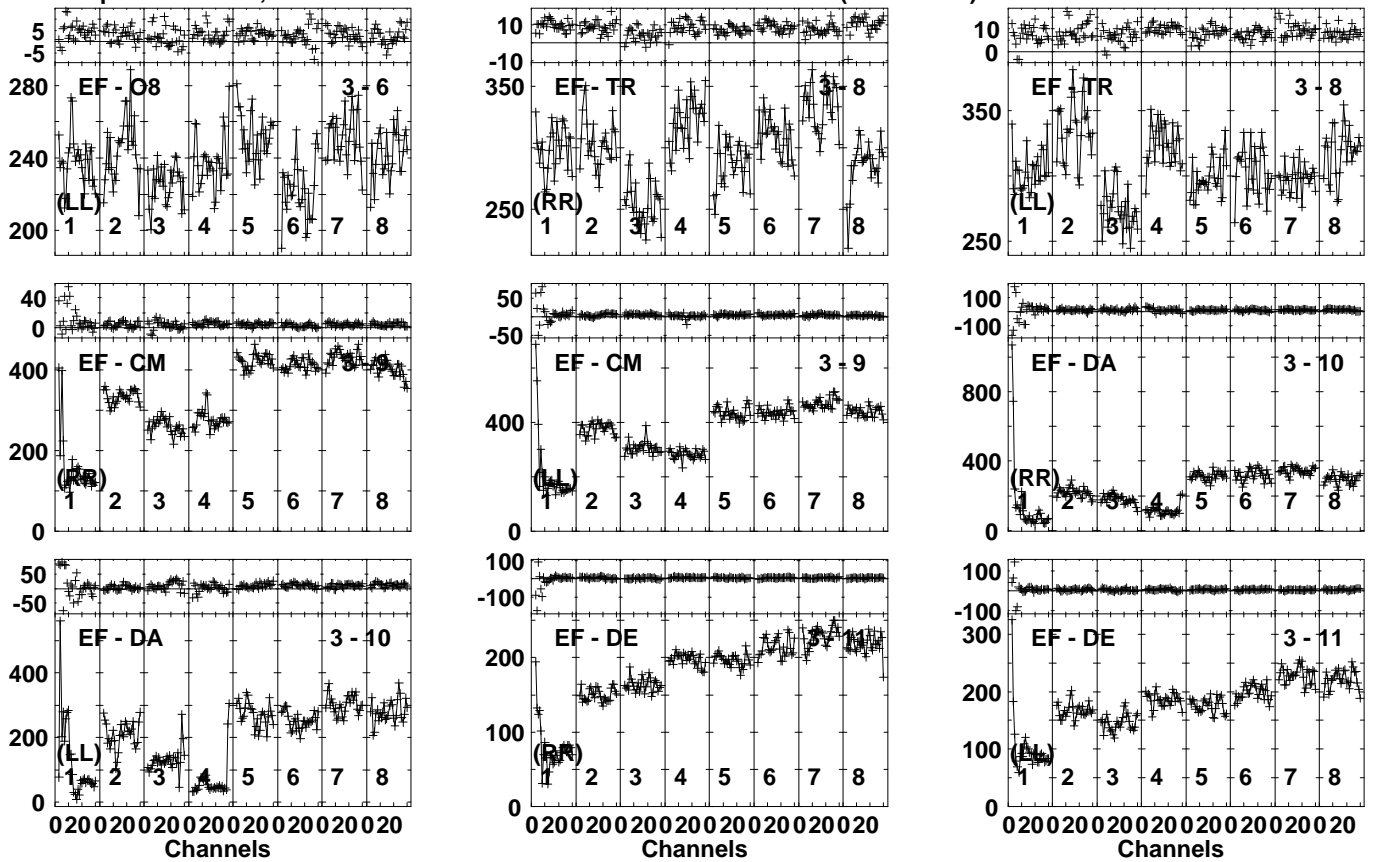
J1103+1158 GM081D 1.UVDATA.1

Freq = 1.3435 GHz, Bw = 8.000 MH Calibrated with CL # 4 and BP # 1 (BP mode 1)



Lower frame: Milli Ampl Jy Top frame: Phas deg
 Vector averaged cross-power spectrum Several baselines displayed
 Timerange: 00/08:24:01 to 00/08:25:59

Plot file version 220 created 30-AUG-2023 08:40:44
 J1103+1158 GM081D 1.UVDATA.1
 Freq = 1.3435 GHz, Bw = 8.000 MH Calibrated with CL # 4 and BP # 1 (BP mode 1)

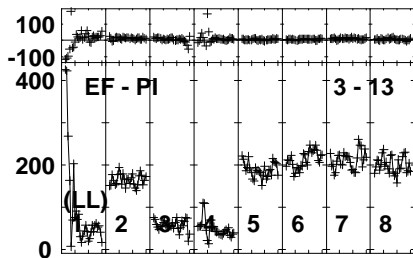
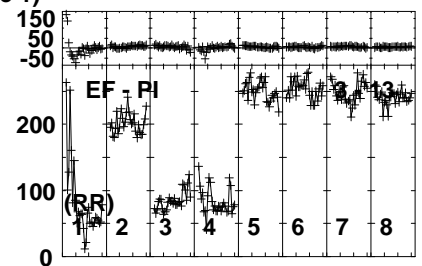
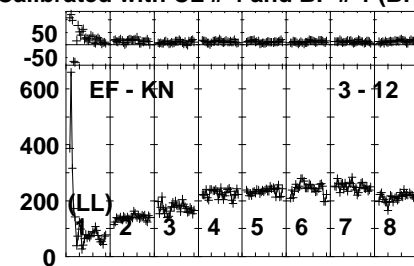
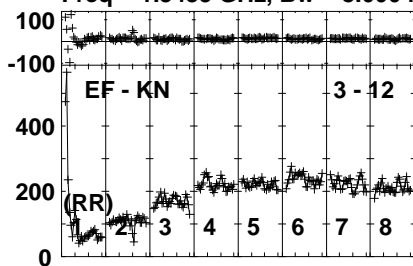


Lower frame: Milli Ampl Jy Top frame: Phas deg
 Vector averaged cross-power spectrum Several baselines displayed
 Timerange: 00/08:24:01 to 00/08:25:59

Plot file version 221 created 30-AUG-2023 08:40:45

J1103+1158 GM081D 1.UVDATA.1

Freq = 1.3435 GHz, Bw = 8.000 MH Calibrated with CL # 4 and BP # 1 (BP mode 1)

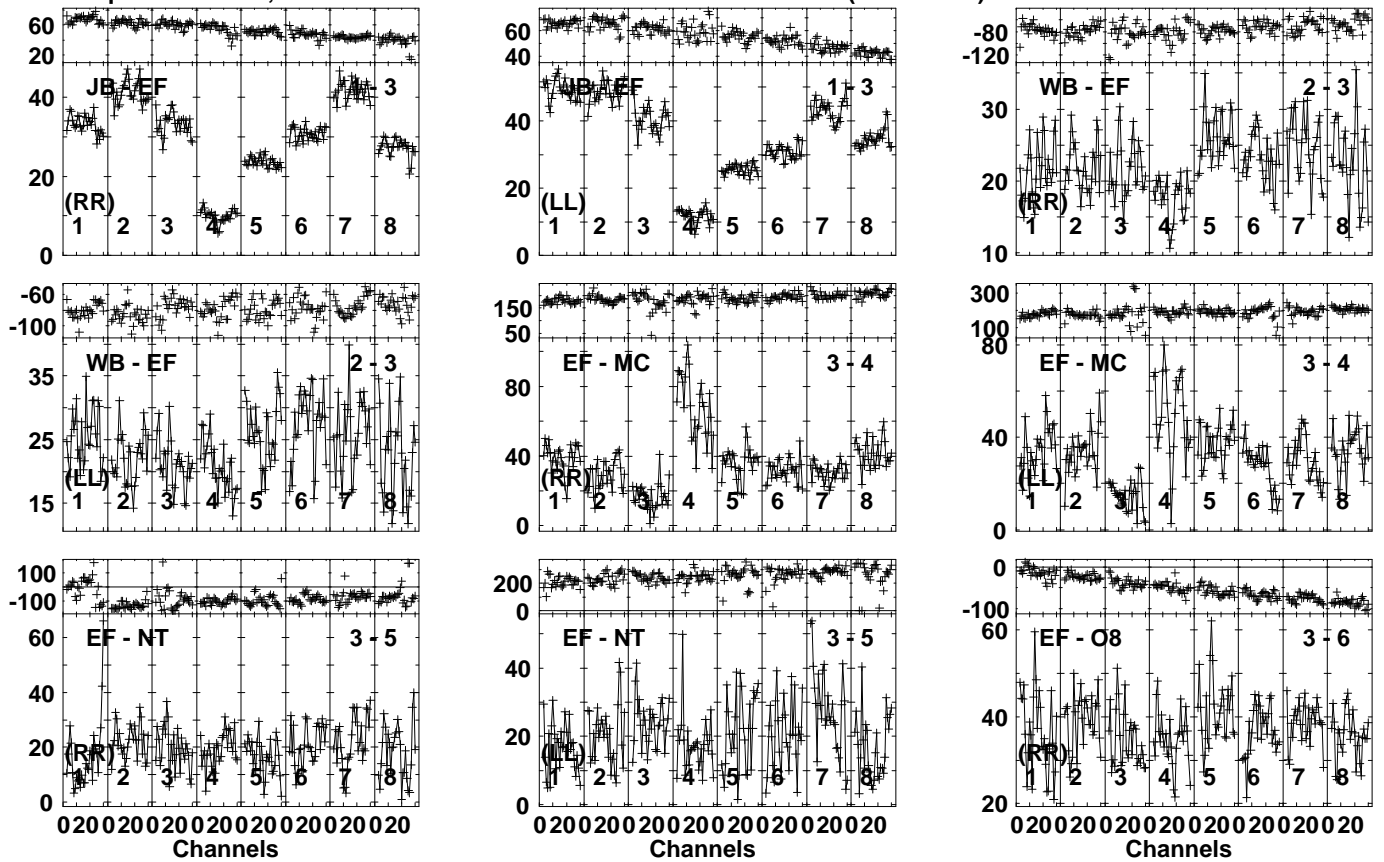


Lower frame: Milli Ampl Jy Top frame: Phas deg
Vector averaged cross-power spectrum Several baselines displayed
Timerange: 00/08:24:01 to 00/08:25:59

Plot file version 222 created 30-AUG-2023 08:40:48

J1100+1002 GM081D 1.UVDATA.1

Freq = 1.3435 GHz, Bw = 8.000 MH Calibrated with CL # 4 and BP # 1 (BP mode 1)

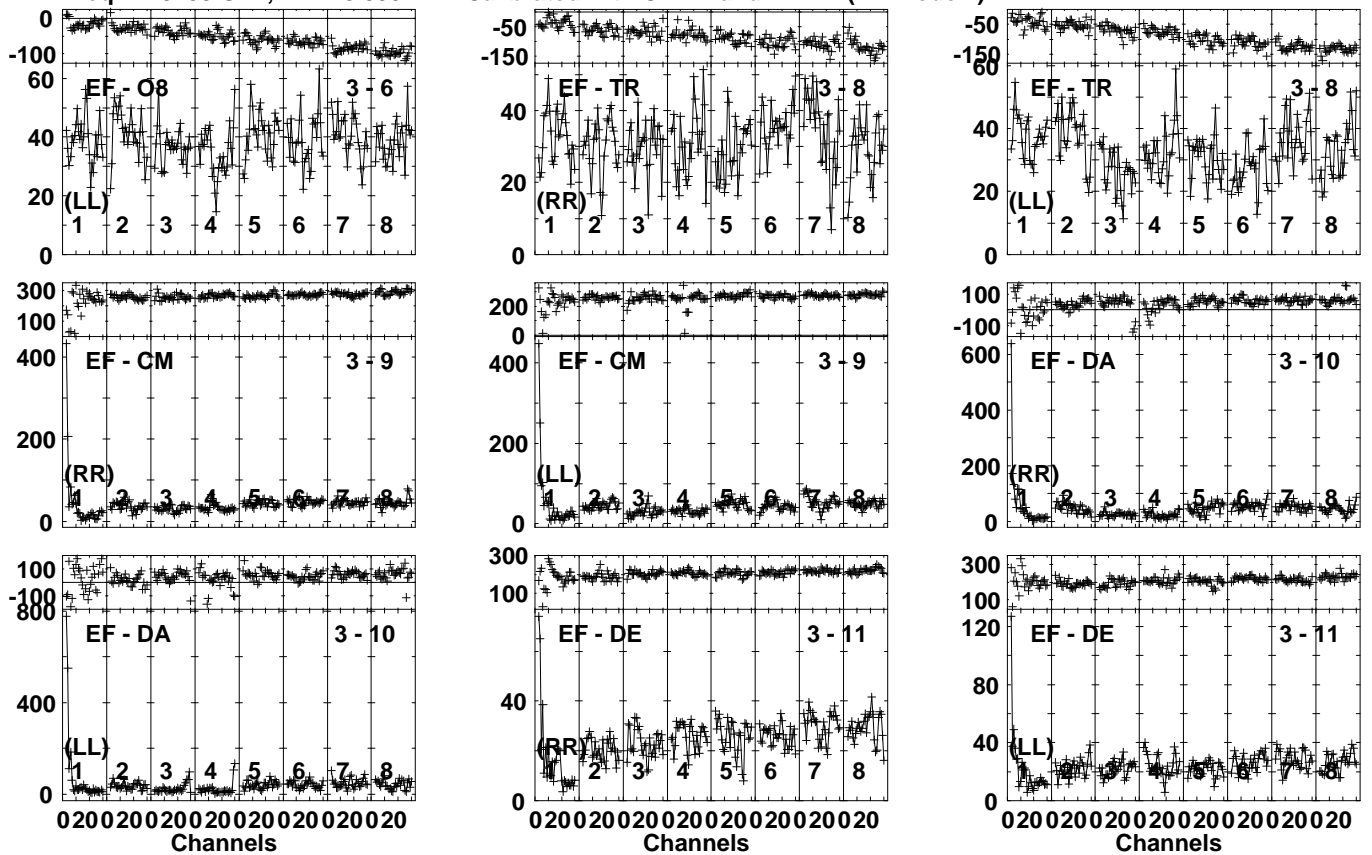


Lower frame: Milli Ampl Jy Top frame: Phas deg
 Vector averaged cross-power spectrum Several baselines displayed
 Timerange: 00/08:26:01 to 00/08:30:59

Plot file version 223 created 30-AUG-2023 08:40:49

J1100+1002 GM081D 1.UVDATA.1

Freq = 1.3435 GHz, Bw = 8.000 MH Calibrated with CL # 4 and BP # 1 (BP mode 1)

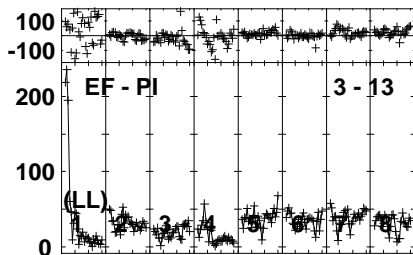
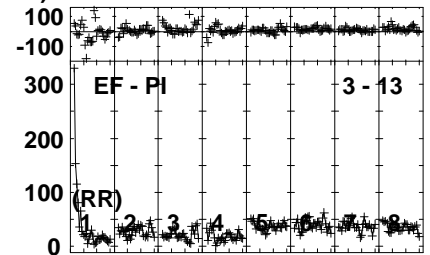
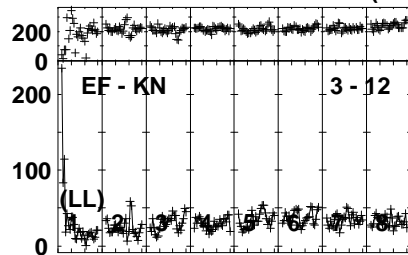
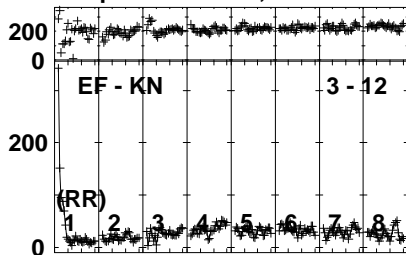


Lower frame: Milli Ampl Jy Top frame: Phas deg
Vector averaged cross-power spectrum Several baselines displayed
Timerange: 00/08:26:01 to 00/08:30:59

Plot file version 224 created 30-AUG-2023 08:40:49

J1100+1002 GM081D 1.UVDATA.1

Freq = 1.3435 GHz, Bw = 8.000 MH Calibrated with CL # 4 and BP # 1 (BP mode 1)

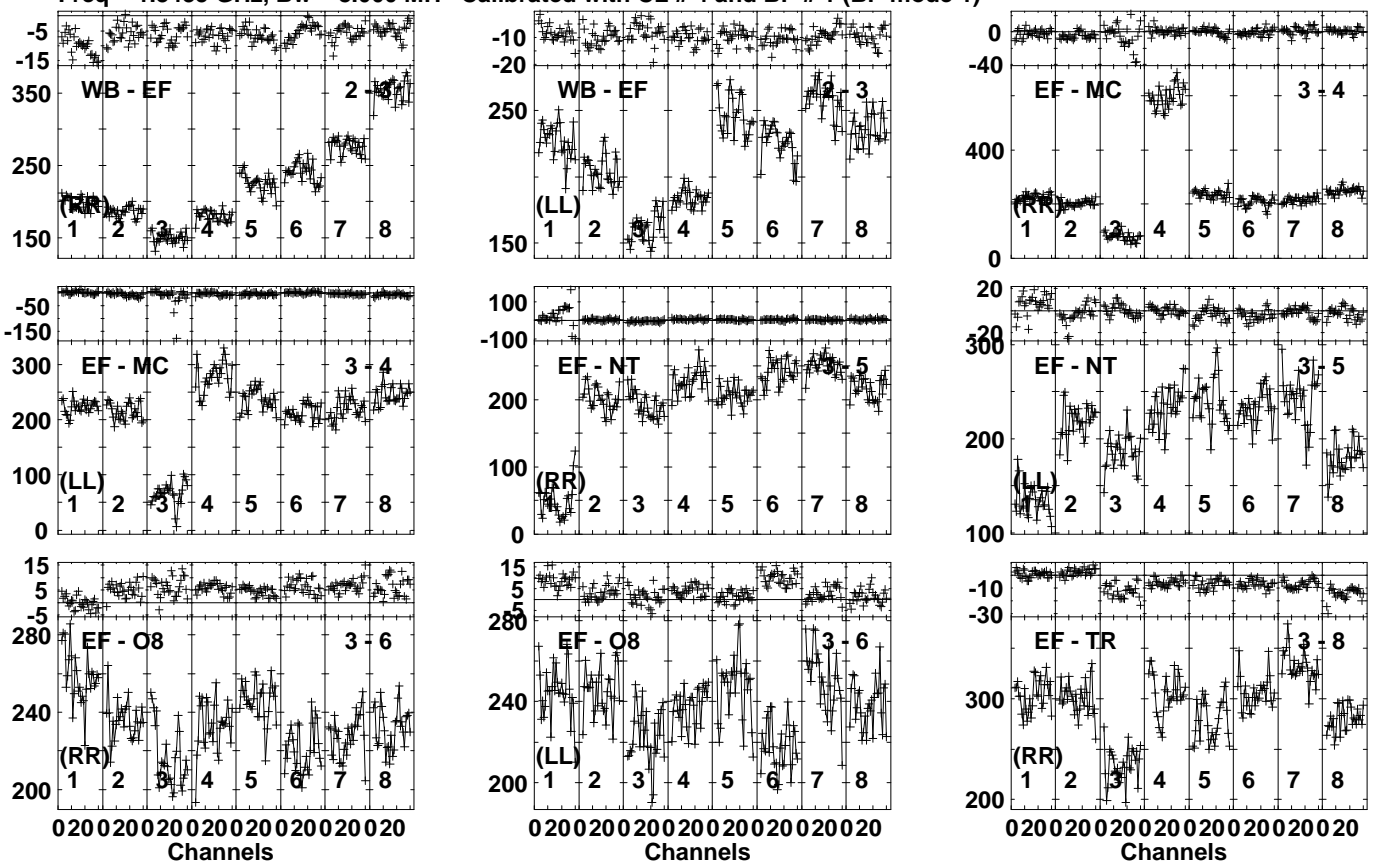


Lower frame: Milli Ampl Jy Top frame: Phas deg

Vector averaged cross-power spectrum Several baselines displayed

Timerange: 00/08:26:01 to 00/08:30:59

Plot file version 225 created 30-AUG-2023 08:40:53
 J1103+1158 GM081D 1.UVDATA.1
 Freq = 1.3435 GHz, Bw = 8.000 MH Calibrated with CL # 4 and BP # 1 (BP mode 1)

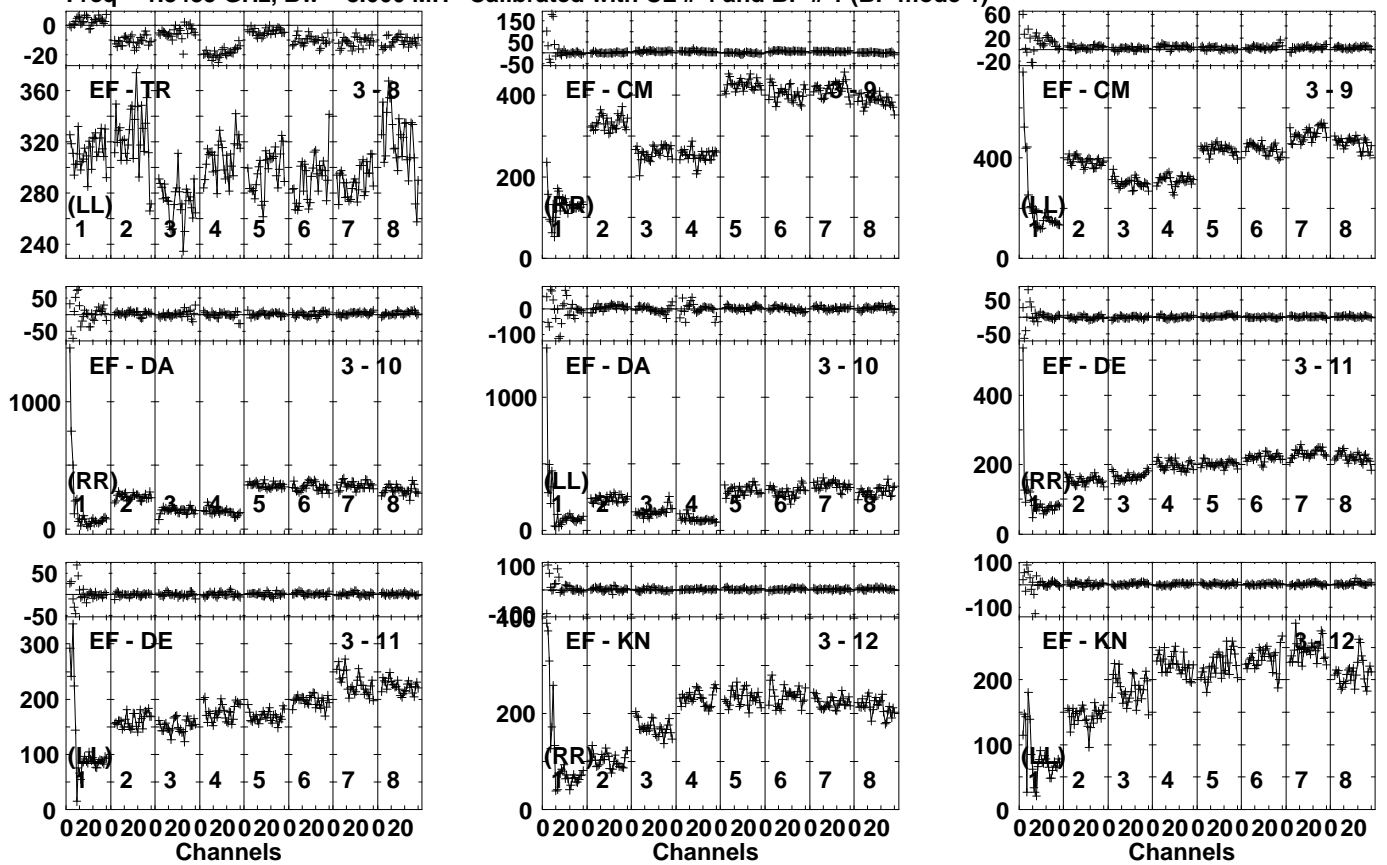


Lower frame: Milli Ampl Jy Top frame: Phas deg
 Vector averaged cross-power spectrum Several baselines displayed
 Timerange: 00/08:31:31 to 00/08:32:59

Plot file version 226 created 30-AUG-2023 08:40:53

J1103+1158 GM081D 1.UVDATA.1

Freq = 1.3435 GHz, Bw = 8.000 MH Calibrated with CL # 4 and BP # 1 (BP mode 1)

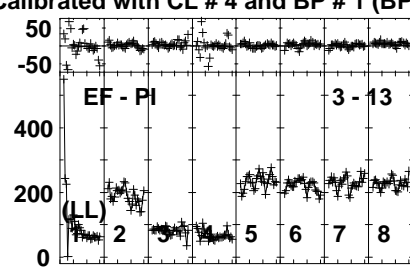
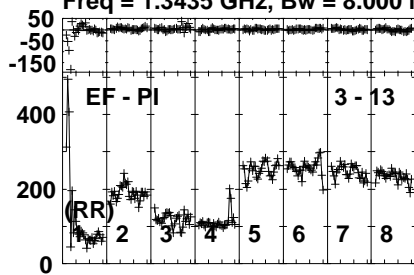


Lower frame: Milli Ampl Jy Top frame: Phas deg
 Vector averaged cross-power spectrum Several baselines displayed
 Timerange: 00/08:31:31 to 00/08:32:59

Plot file version 227 created 30-AUG-2023 08:40:54

J1103+1158 GM081D 1.UVDATA.1

Freq = 1.3435 GHz, Bw = 8.000 MH Calibrated with CL # 4 and BP # 1 (BP mode 1)




Lower frame: Milli Ampl Jy Top frame: Phas deg
Vector averaged cross-power spectrum Several baselines displayed
Timerange: 00/08:31:31 to 00/08:32:59

Plot file version 228 created 30-AUG-2023 08:40:57

4C39.25 GM081D 1.UVDATA.1

Freq = 1.3435 GHz, Bw = 8.000 MH Calibrated with CL # 4 and BP # 1 (BP mode 1)

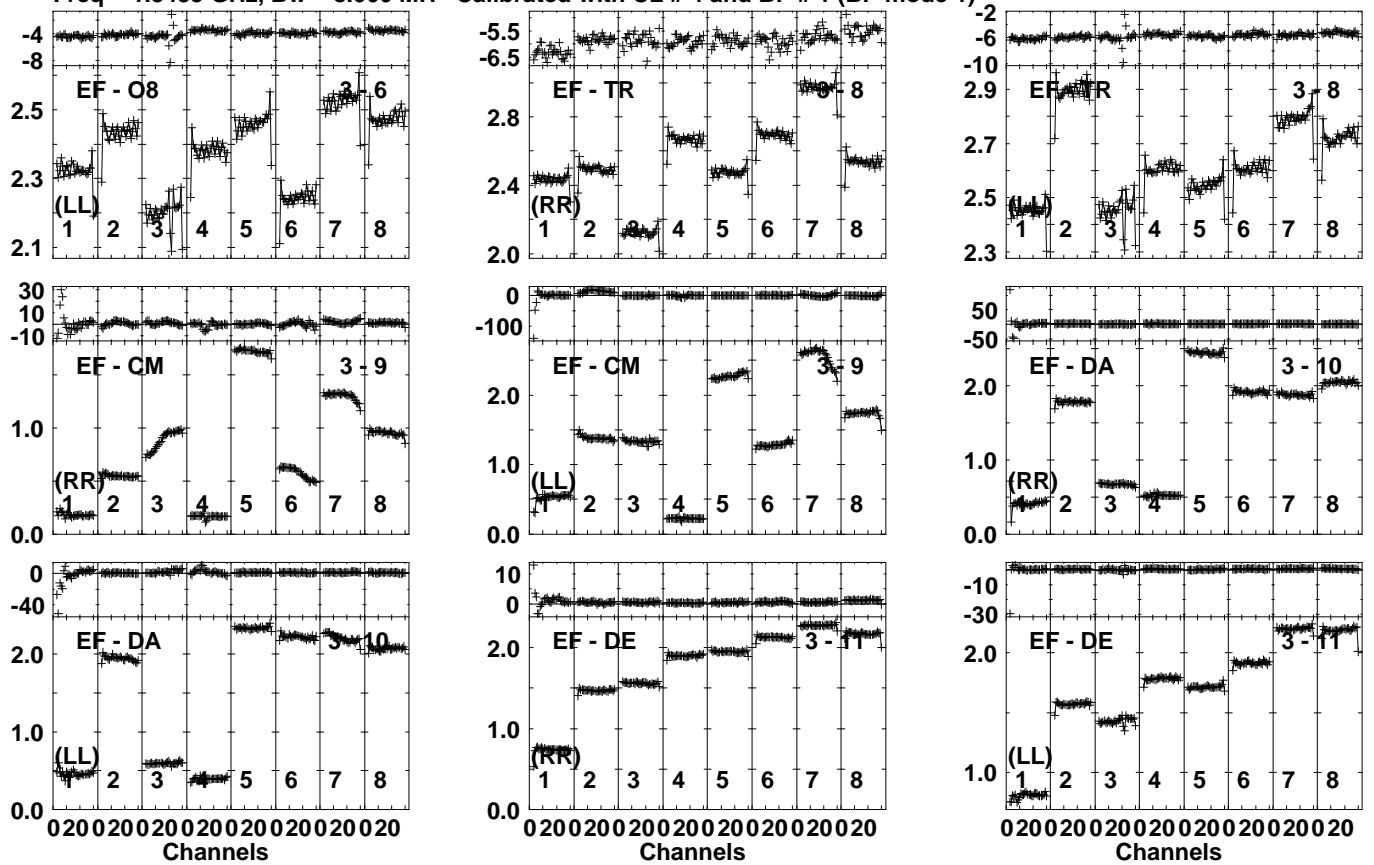


Lower frame: Ampl Jy Top frame: Phas deg
Vector averaged cross-power spectrum Several baselines displayed
Timerange: 00/08:33:01 to 00/08:39:59

Plot file version 229 created 30-AUG-2023 08:40:58

4C39.25 GM081D 1.UVDATA.1

Freq = 1.3435 GHz, Bw = 8.000 MH Calibrated with CL # 4 and BP # 1 (BP mode 1)

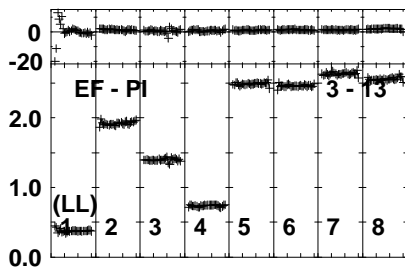
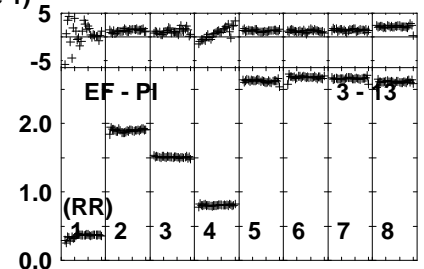
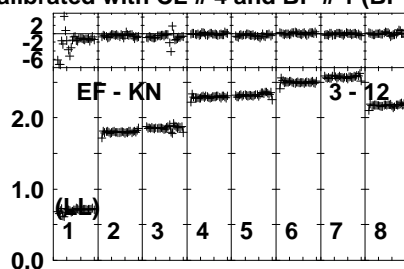
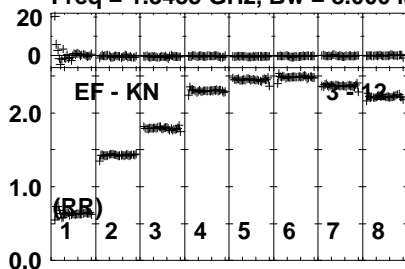


Lower frame: Ampl Jy Top frame: Phas deg
 Vector averaged cross-power spectrum Several baselines displayed
 Timerange: 00/08:33:01 to 00/08:39:59

Plot file version 230 created 30-AUG-2023 08:40:59

4C39.25 GM081D 1.UVDATA.1

Freq = 1.3435 GHz, Bw = 8.000 MH Calibrated with CL # 4 and BP # 1 (BP mode 1)

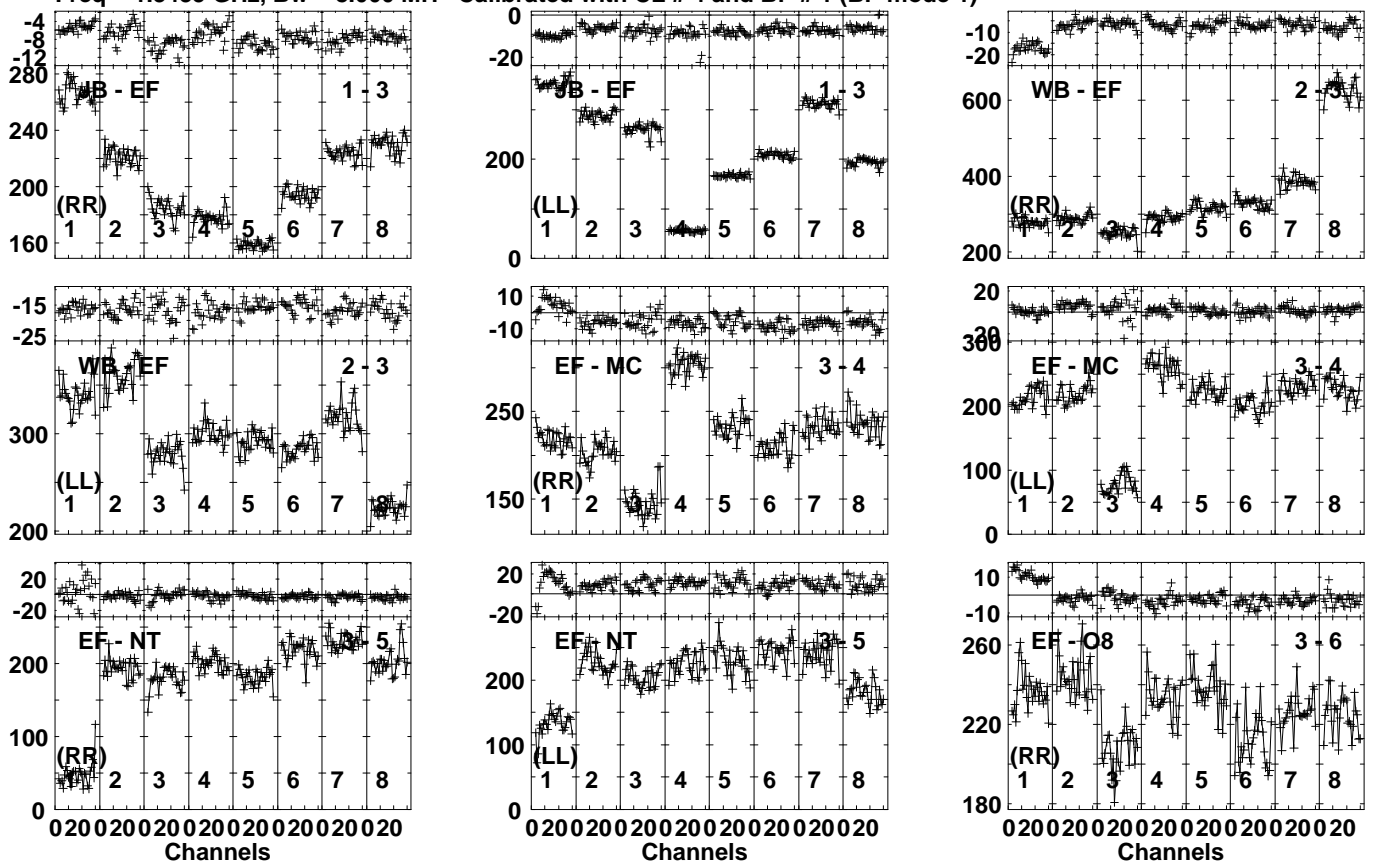


Lower frame: Ampl Jy Top frame: Phas deg
Vector averaged cross-power spectrum Several baselines displayed
Timerange: 00/08:33:01 to 00/08:39:59

Plot file version 231 created 30-AUG-2023 08:41:02

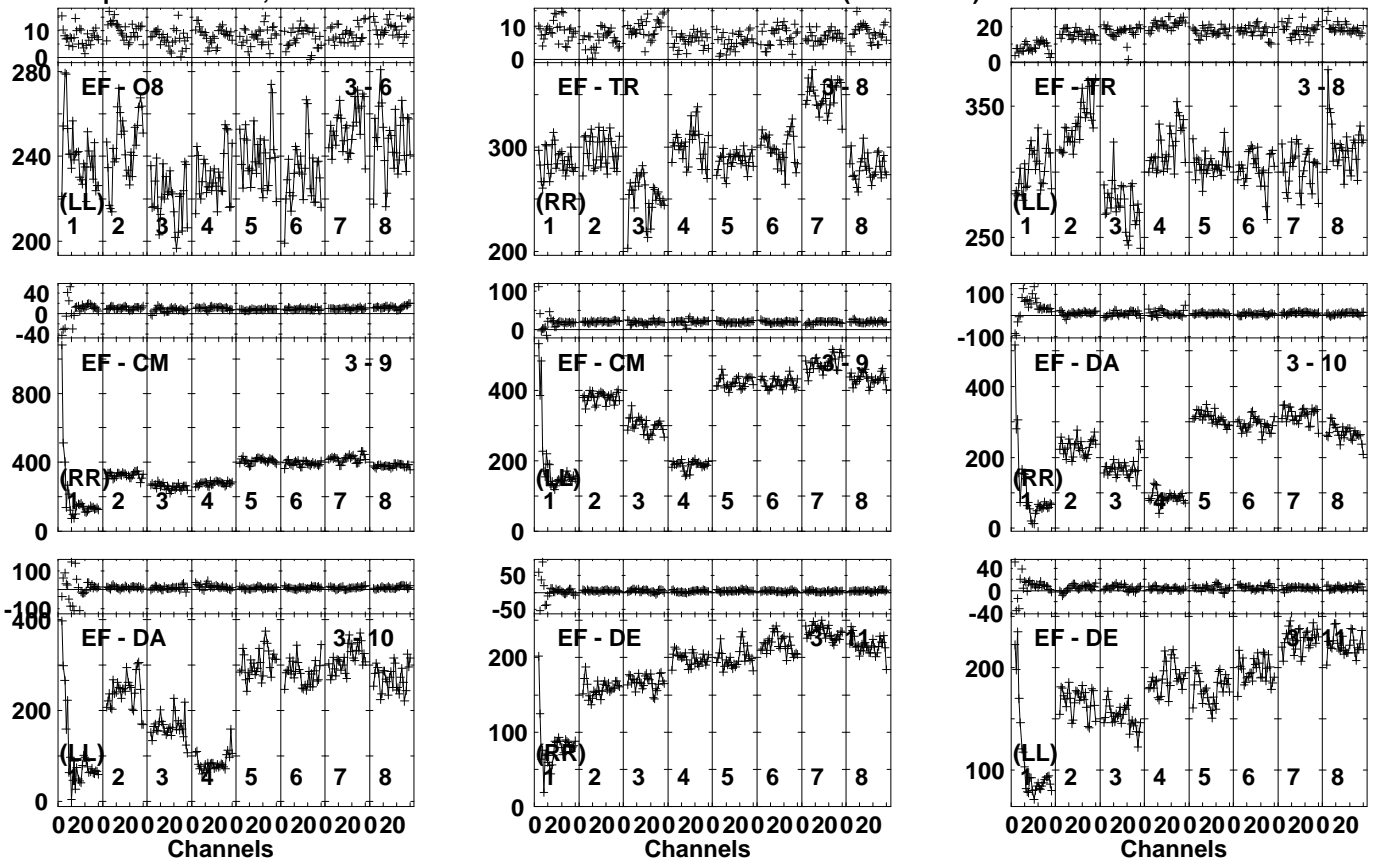
J1103+1158 GM081D 1.UVDATA.1

Freq = 1.3435 GHz, Bw = 8.000 MH Calibrated with CL # 4 and BP # 1 (BP mode 1)



Lower frame: Milli Ampl Jy Top frame: Phas deg
 Vector averaged cross-power spectrum Several baselines displayed
 Timerange: 00/08:41:01 to 00/08:44:59

Plot file version 232 created 30-AUG-2023 08:41:02
 J1103+1158 GM081D 1.UVDATA.1
 Freq = 1.3435 GHz, Bw = 8.000 MH Calibrated with CL # 4 and BP # 1 (BP mode 1)

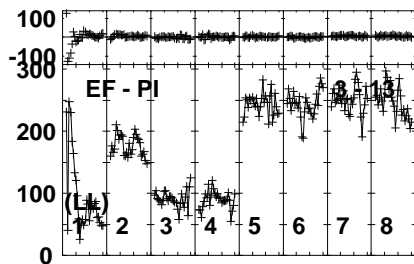
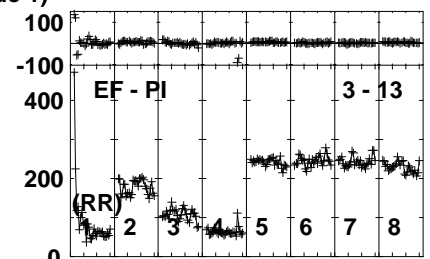
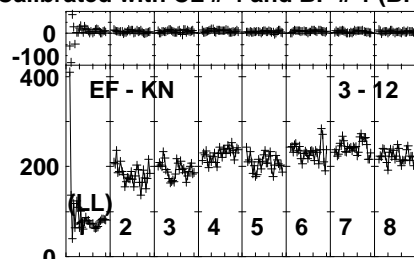
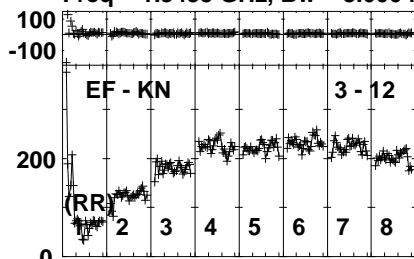


Lower frame: Milli Ampl Jy Top frame: Phas deg
 Vector averaged cross-power spectrum Several baselines displayed
 Timerange: 00/08:41:01 to 00/08:44:59

Plot file version 233 created 30-AUG-2023 08:41:03

J1103+1158 GM081D 1.UVDATA.1

Freq = 1.3435 GHz, Bw = 8.000 MH Calibrated with CL # 4 and BP # 1 (BP mode 1)

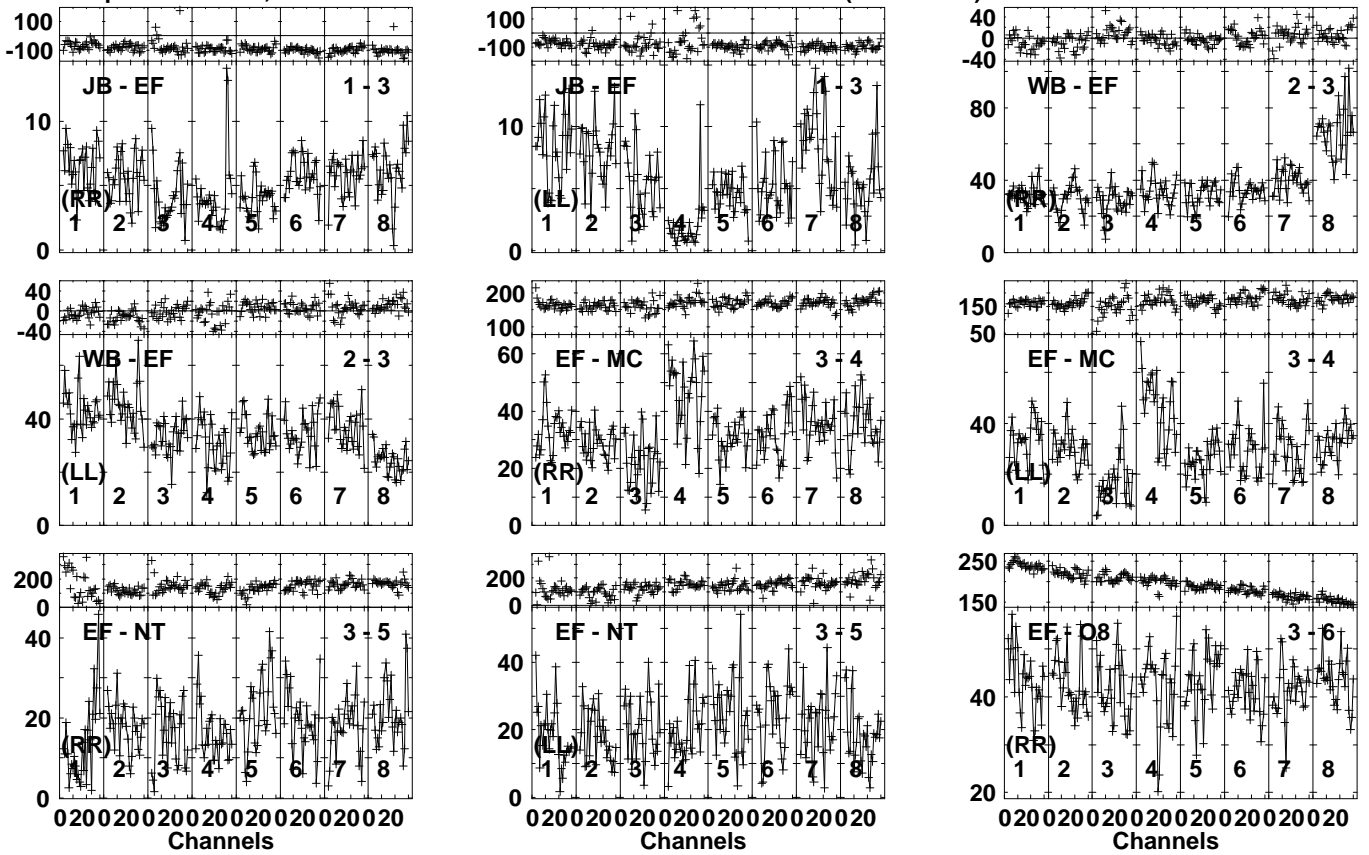


Lower frame: Milli Ampl Jy Top frame: Phas deg
Vector averaged cross-power spectrum Several baselines displayed
Timerange: 00/08:41:01 to 00/08:44:59

Plot file version 234 created 30-AUG-2023 08:41:06

J1100+1002 GM081D 1.UVDATA.1

Freq = 1.3435 GHz, Bw = 8.000 MH Calibrated with CL # 4 and BP # 1 (BP mode 1)

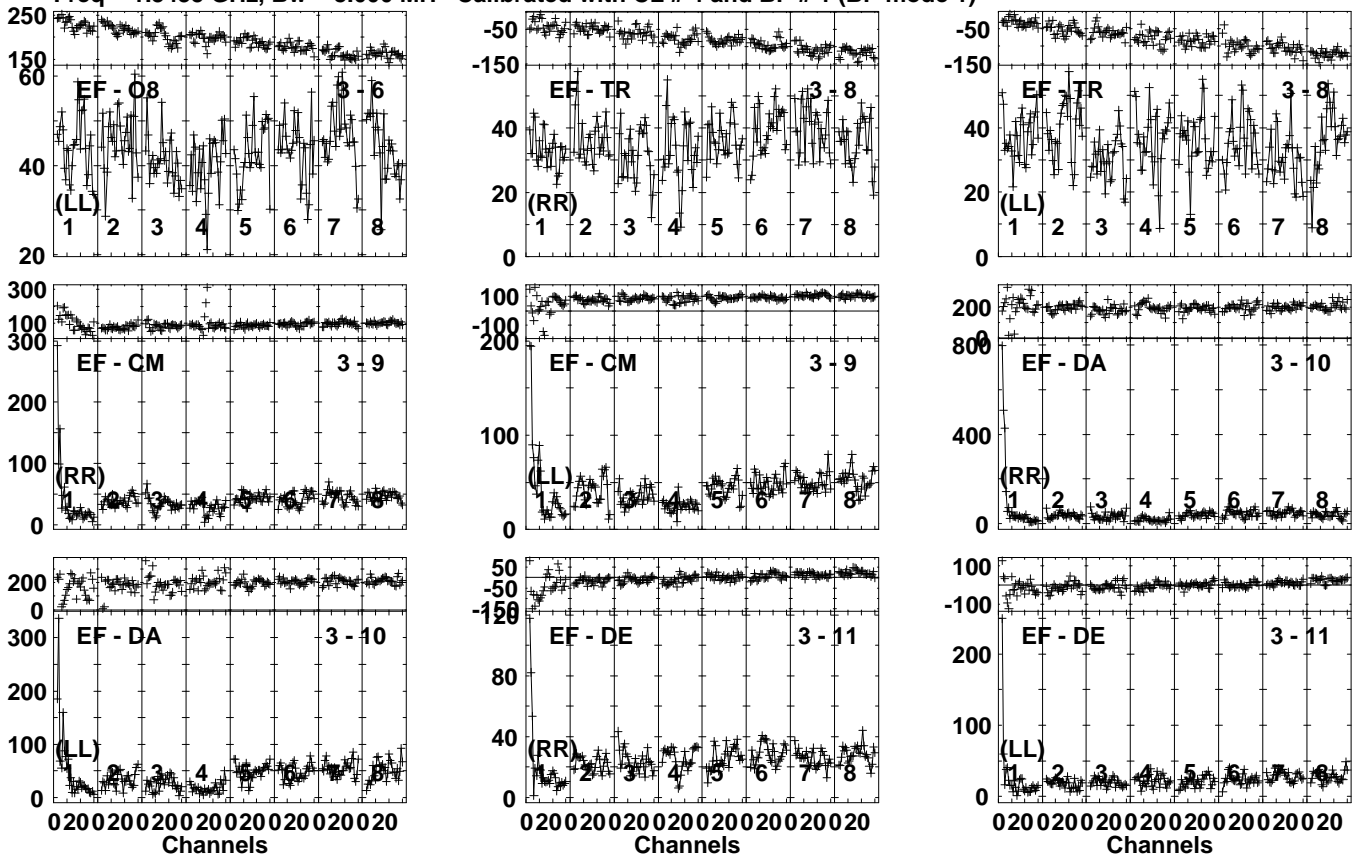


Lower frame: Milli Ampl Jy Top frame: Phas deg
Vector averaged cross-power spectrum Several baselines displayed
Timerange: 00/08:45:01 to 00/08:50:09

Plot file version 235 created 30-AUG-2023 08:41:07

J1100+1002 GM081D 1.UVDATA.1

Freq = 1.3435 GHz, Bw = 8.000 MH Calibrated with CL # 4 and BP # 1 (BP mode 1)

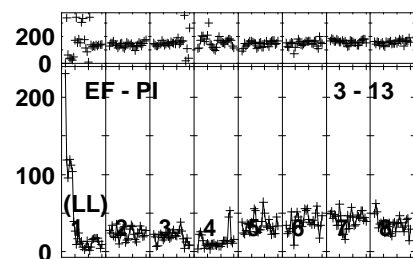
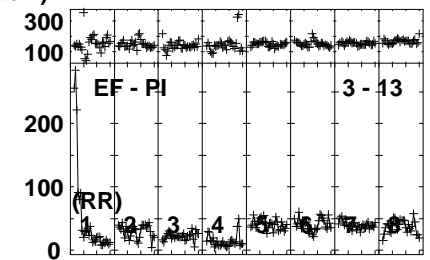
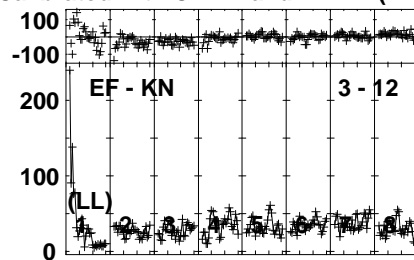
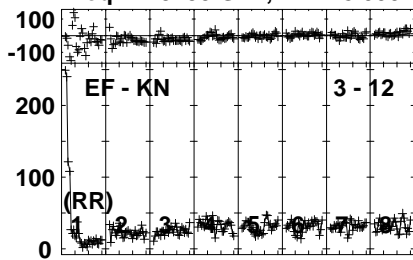


Lower frame: Milli Ampl Jy Top frame: Phas deg
Vector averaged cross-power spectrum Several baselines displayed
Timerange: 00/08:45:01 to 00/08:50:09

Plot file version 236 created 30-AUG-2023 08:41:07

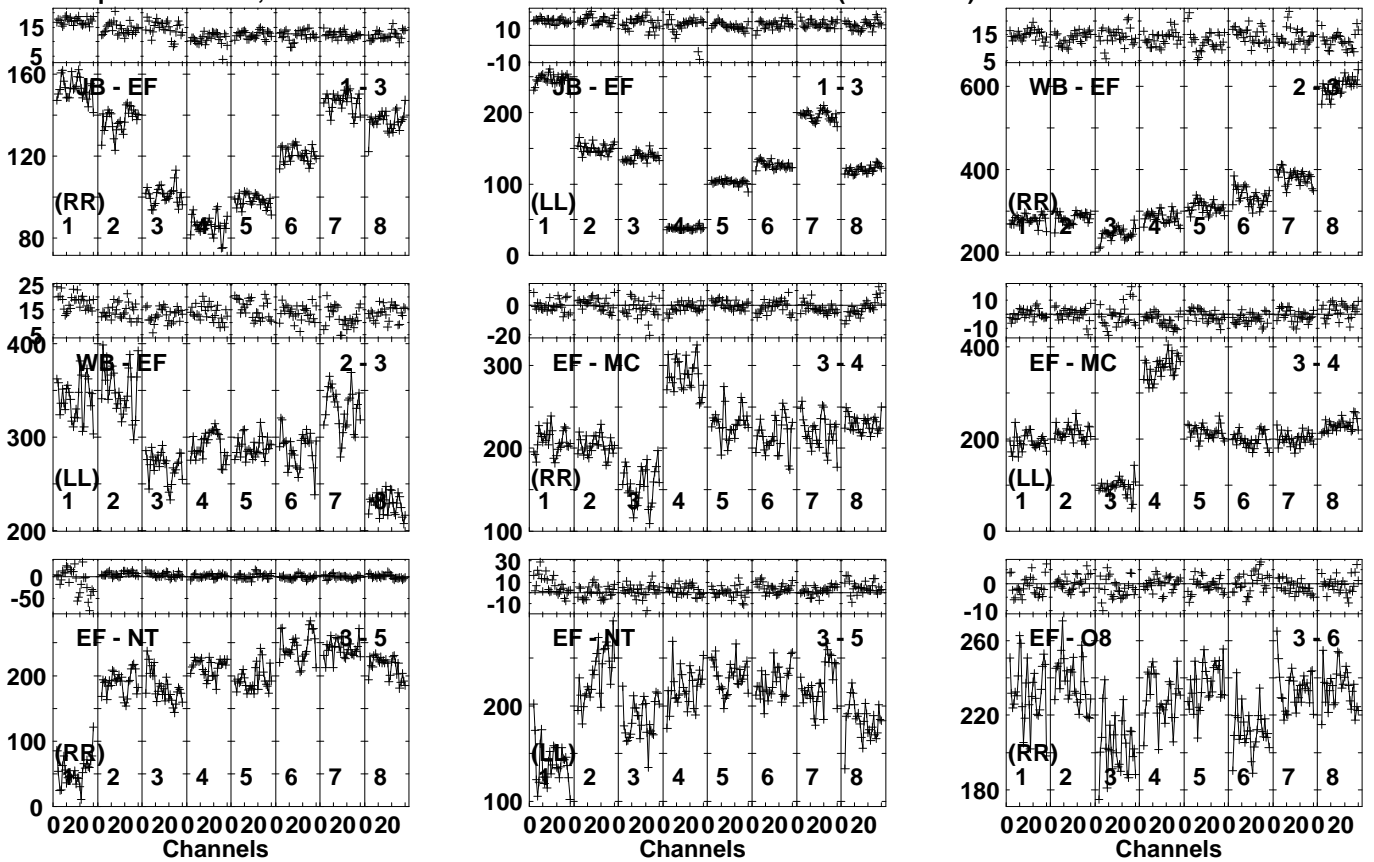
J1100+1002 GM081D 1.UVDATA.1

Freq = 1.3435 GHz, Bw = 8.000 MH Calibrated with CL # 4 and BP # 1 (BP mode 1)



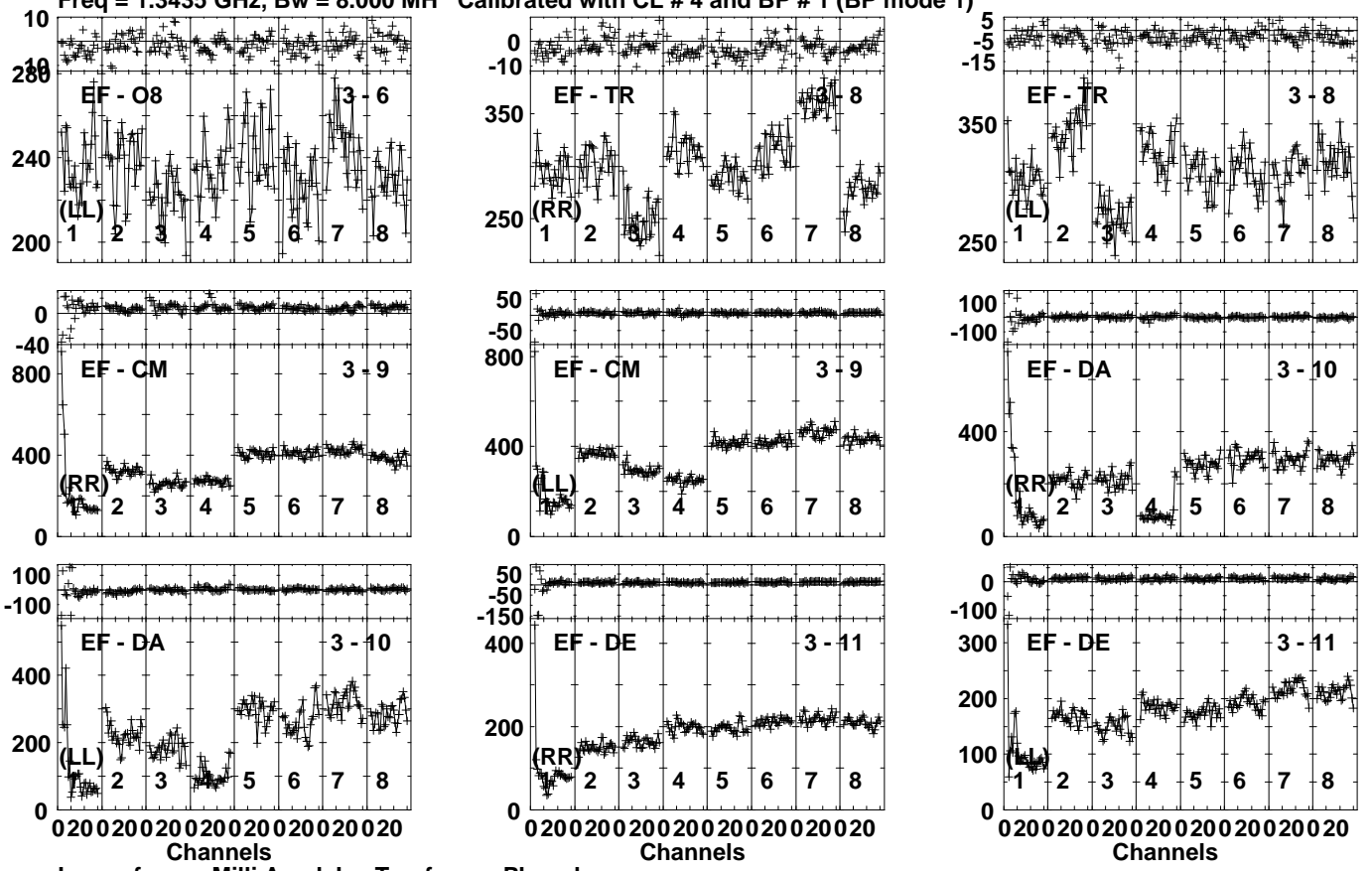
Lower frame: Milli Ampl Jy Top frame: Phas deg
Vector averaged cross-power spectrum Several baselines displayed
Timerange: 00/08:45:01 to 00/08:50:09

Plot file version 237 created 30-AUG-2023 08:41:10
 J1103+1158 GM081D 1.UVDATA.1
 Freq = 1.3435 GHz, Bw = 8.000 MH Calibrated with CL # 4 and BP # 1 (BP mode 1)



Lower frame: Milli Ampl Jy Top frame: Phas deg
 Vector averaged cross-power spectrum Several baselines displayed
 Timerange: 00/08:50:11 to 00/08:52:09

Plot file version 238 created 30-AUG-2023 08:41:11
 J1103+1158 GM081D 1.UVDATA.1
 Freq = 1.3435 GHz, Bw = 8.000 MH Calibrated with CL # 4 and BP # 1 (BP mode 1)

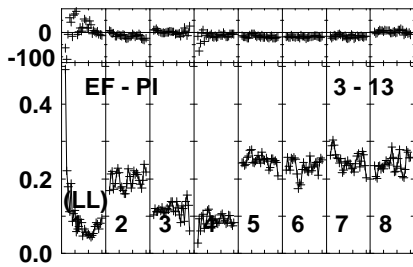
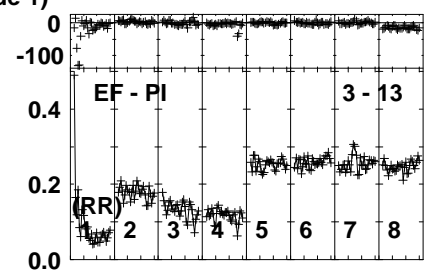
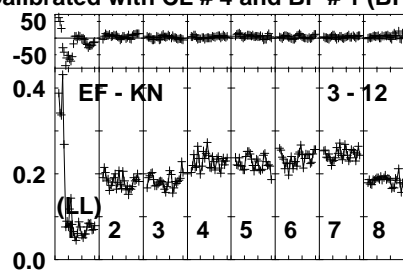
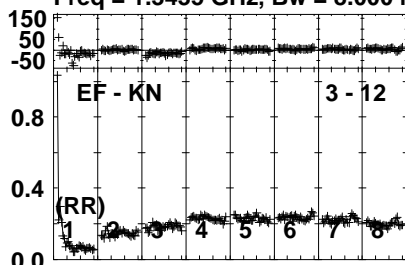


Lower frame: Milli Ampl Jy Top frame: Phas deg
 Vector averaged cross-power spectrum Several baselines displayed
 Timerange: 00/08:50:11 to 00/08:52:09

Plot file version 239 created 30-AUG-2023 08:41:11

J1103+1158 GM081D 1.UVDATA.1

Freq = 1.3435 GHz, Bw = 8.000 MH Calibrated with CL # 4 and BP # 1 (BP mode 1)

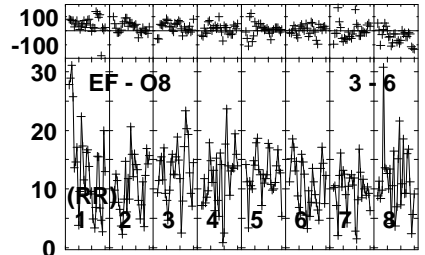
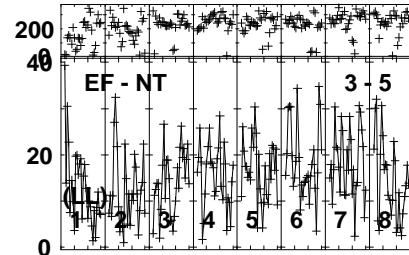
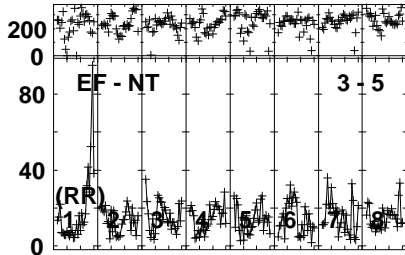
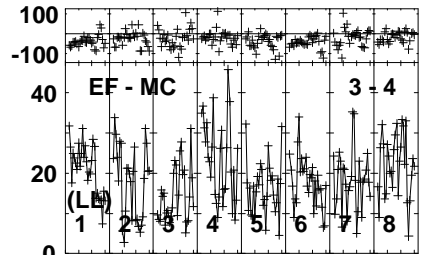
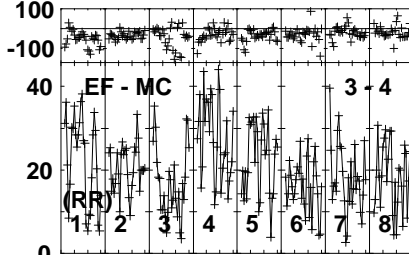
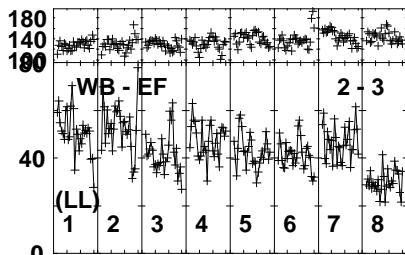
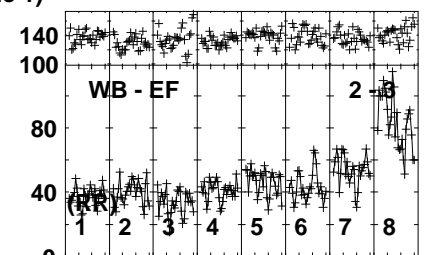
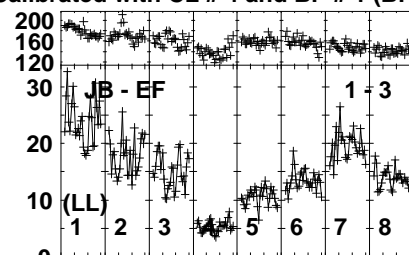
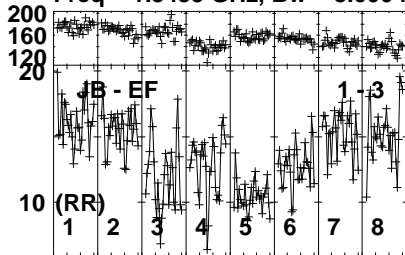


Lower frame: Ampl Jy Top frame: Phas deg
Vector averaged cross-power spectrum Several baselines displayed
Timerange: 00/08:50:11 to 00/08:52:09

Plot file version 240 created 30-AUG-2023 08:41:14

J1100+1002 GM081D 1.UVDATA.1

Freq = 1.3435 GHz, Bw = 8.000 MH Calibrated with CL # 4 and BP # 1 (BP mode 1)

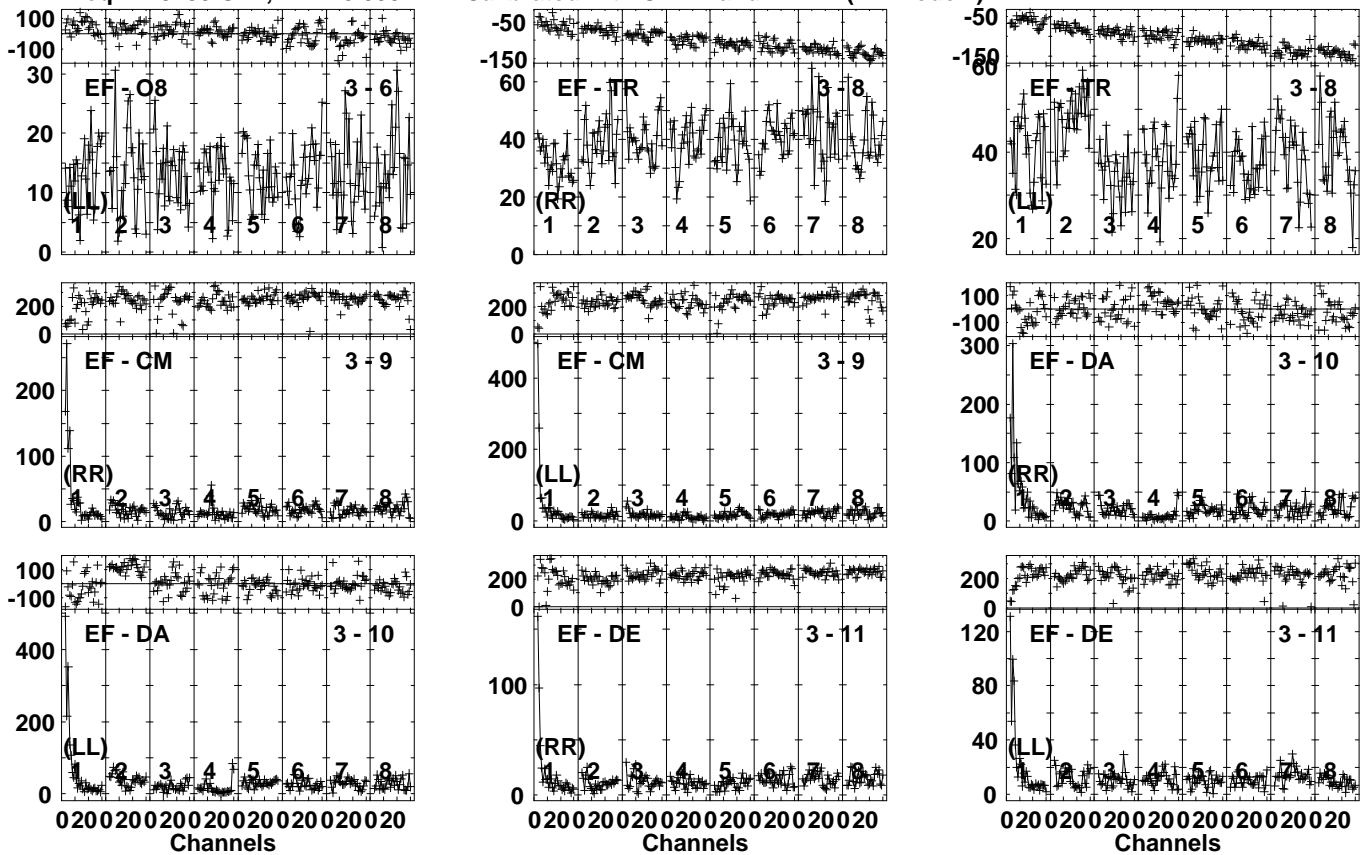


Lower frame: Milli Ampl Jy Top frame: Phas deg
Vector averaged cross-power spectrum Several baselines displayed
Timerange: 00/08:52:11 to 00/08:57:19

Plot file version 241 created 30-AUG-2023 08:41:15

J1100+1002 GM081D 1.UVDATA.1

Freq = 1.3435 GHz, Bw = 8.000 MH Calibrated with CL # 4 and BP # 1 (BP mode 1)

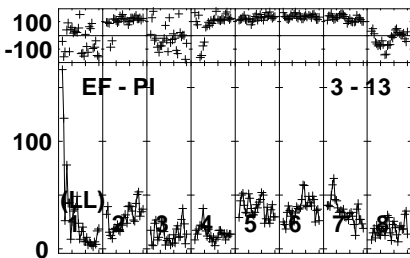
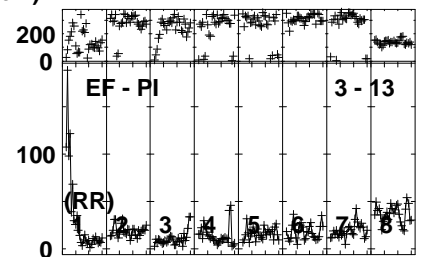
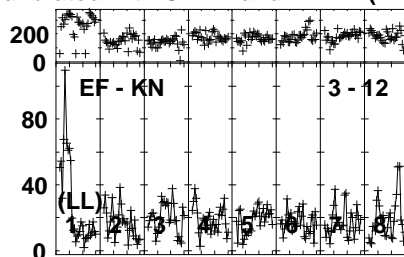
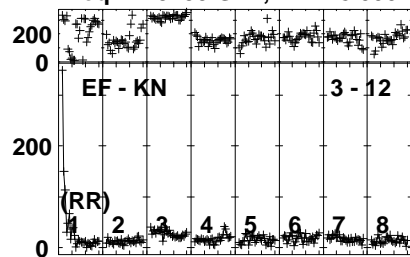


Lower frame: Milli Ampl Jy Top frame: Phas deg
Vector averaged cross-power spectrum Several baselines displayed
Timerange: 00/08:52:11 to 00/08:57:19

Plot file version 242 created 30-AUG-2023 08:41:16

J1100+1002 GM081D 1.UVDATA.1

Freq = 1.3435 GHz, Bw = 8.000 MH Calibrated with CL # 4 and BP # 1 (BP mode 1)

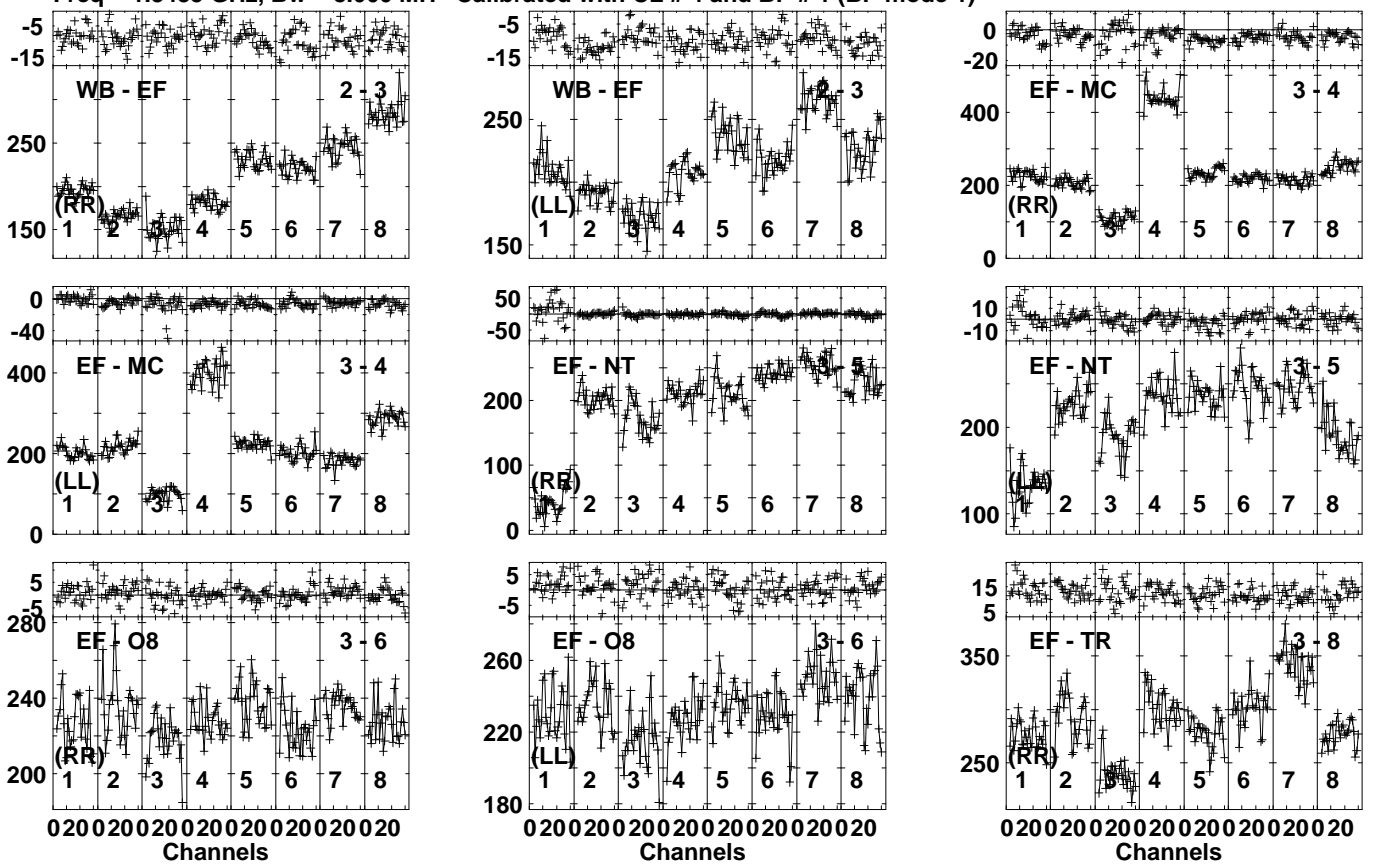


Lower frame: Milli Ampl Jy Top frame: Phas deg

Vector averaged cross-power spectrum Several baselines displayed

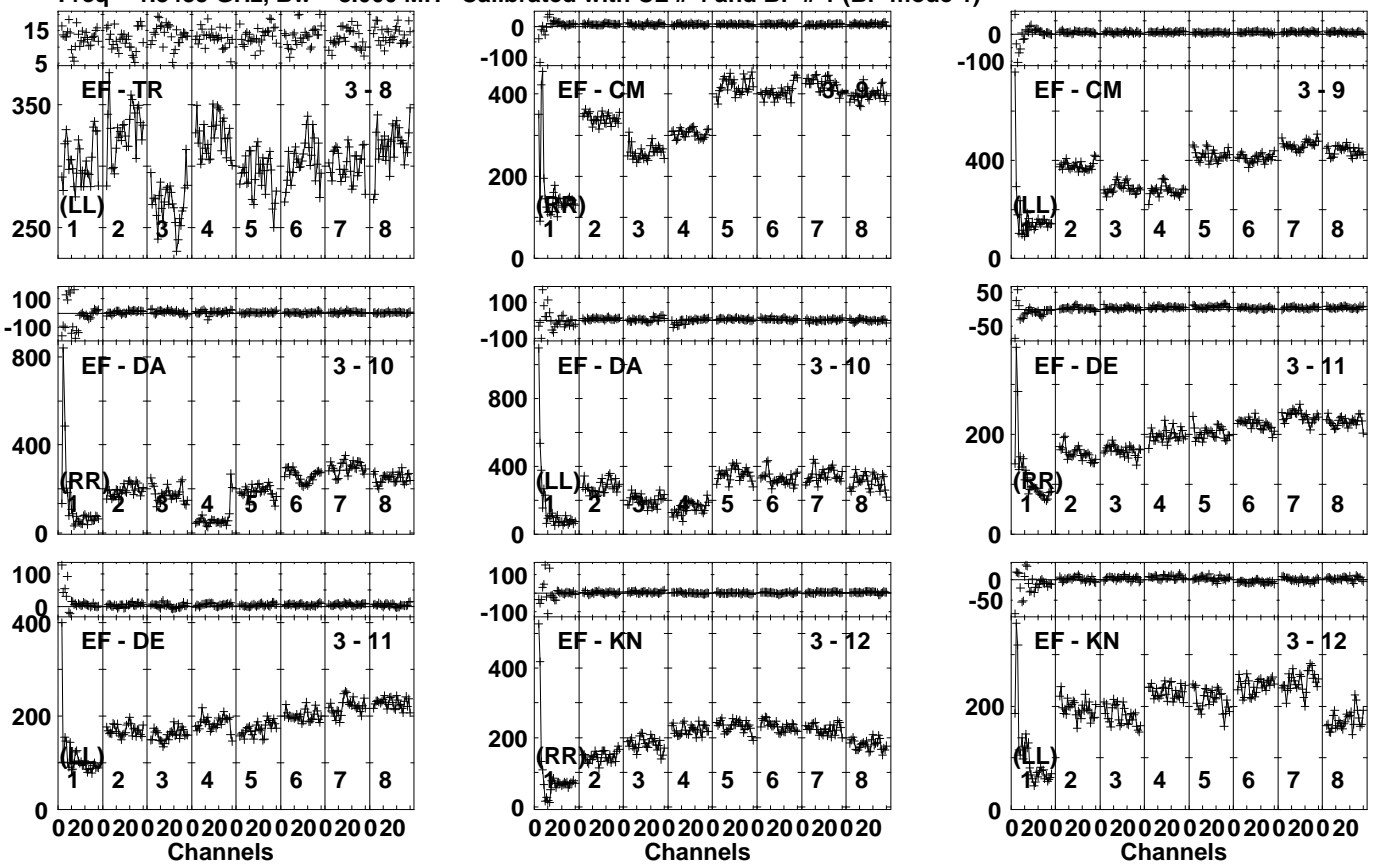
Timerange: 00/08:52:11 to 00/08:57:19

Plot file version 243 created 30-AUG-2023 08:41:19
 J1103+1158 GM081D 1.UVDATA.1
 Freq = 1.3435 GHz, Bw = 8.000 MH Calibrated with CL # 4 and BP # 1 (BP mode 1)



Lower frame: Milli Ampl Jy Top frame: Phas deg
 Vector averaged cross-power spectrum Several baselines displayed
 Timerange: 00/08:57:51 to 00/08:59:19

Plot file version 244 created 30-AUG-2023 08:41:21
 J1103+1158 GM081D 1.UVDATA.1
 Freq = 1.3435 GHz, Bw = 8.000 MH Calibrated with CL # 4 and BP # 1 (BP mode 1)

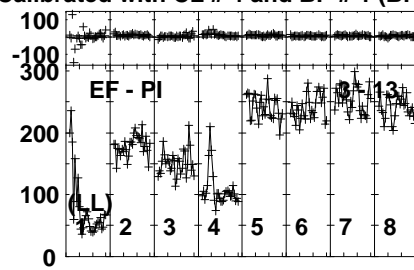
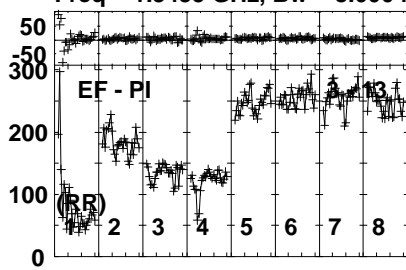


Lower frame: Milli Ampl Jy Top frame: Phas deg
 Vector averaged cross-power spectrum Several baselines displayed
 Timerange: 00/08:57:51 to 00/08:59:19

Plot file version 245 created 30-AUG-2023 08:41:22

J1103+1158 GM081D 1.UVDATA.1

Freq = 1.3435 GHz, Bw = 8.000 MH Calibrated with CL # 4 and BP # 1 (BP mode 1)

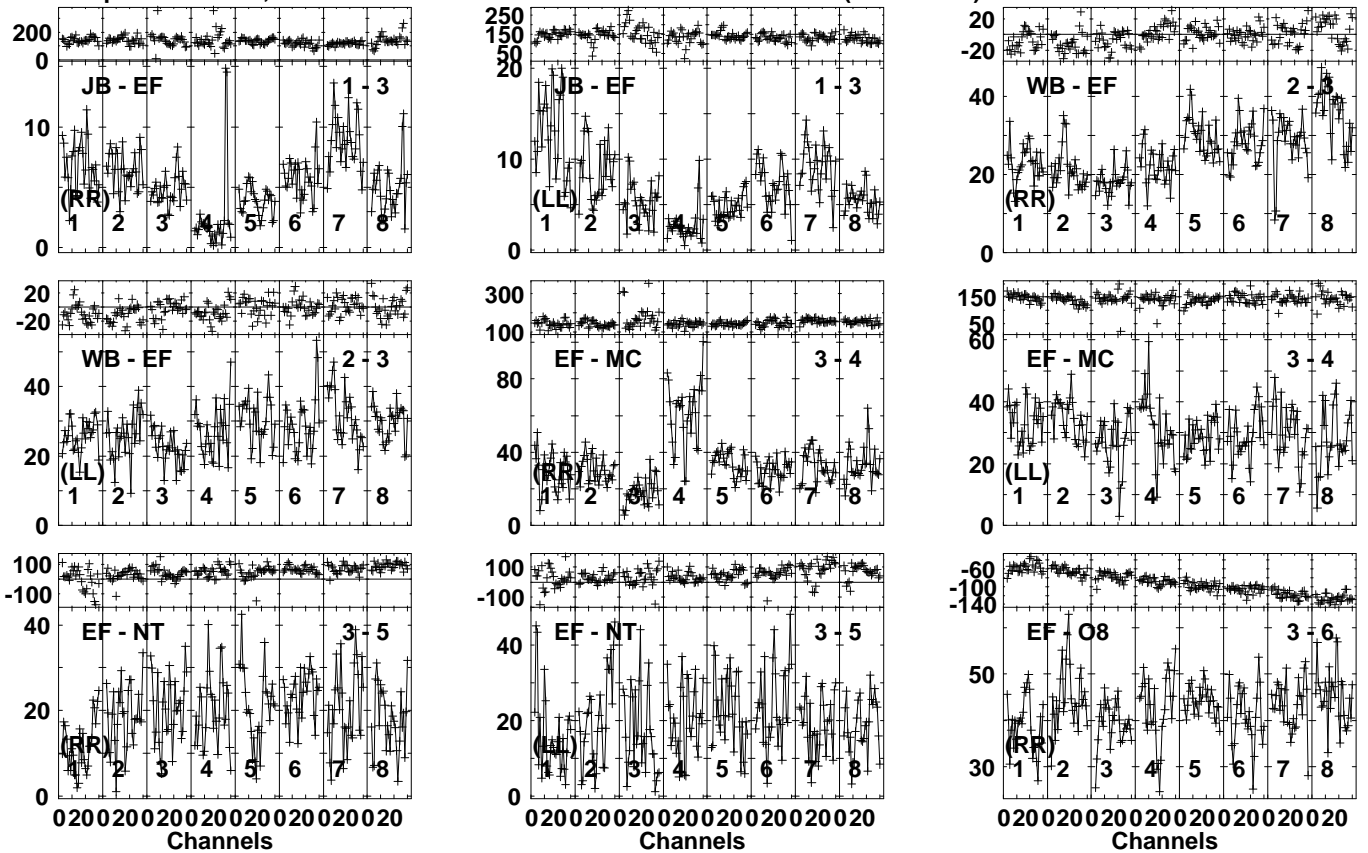


Lower frame: Milli Ampl Jy Top frame: Phas deg
Vector averaged cross-power spectrum Several baselines displayed
Timerange: 00/08:57:51 to 00/08:59:19

Plot file version 246 created 30-AUG-2023 08:41:25

J1100+1002 GM081D 1.UVDATA.1

Freq = 1.3435 GHz, Bw = 8.000 MH Calibrated with CL # 4 and BP # 1 (BP mode 1)

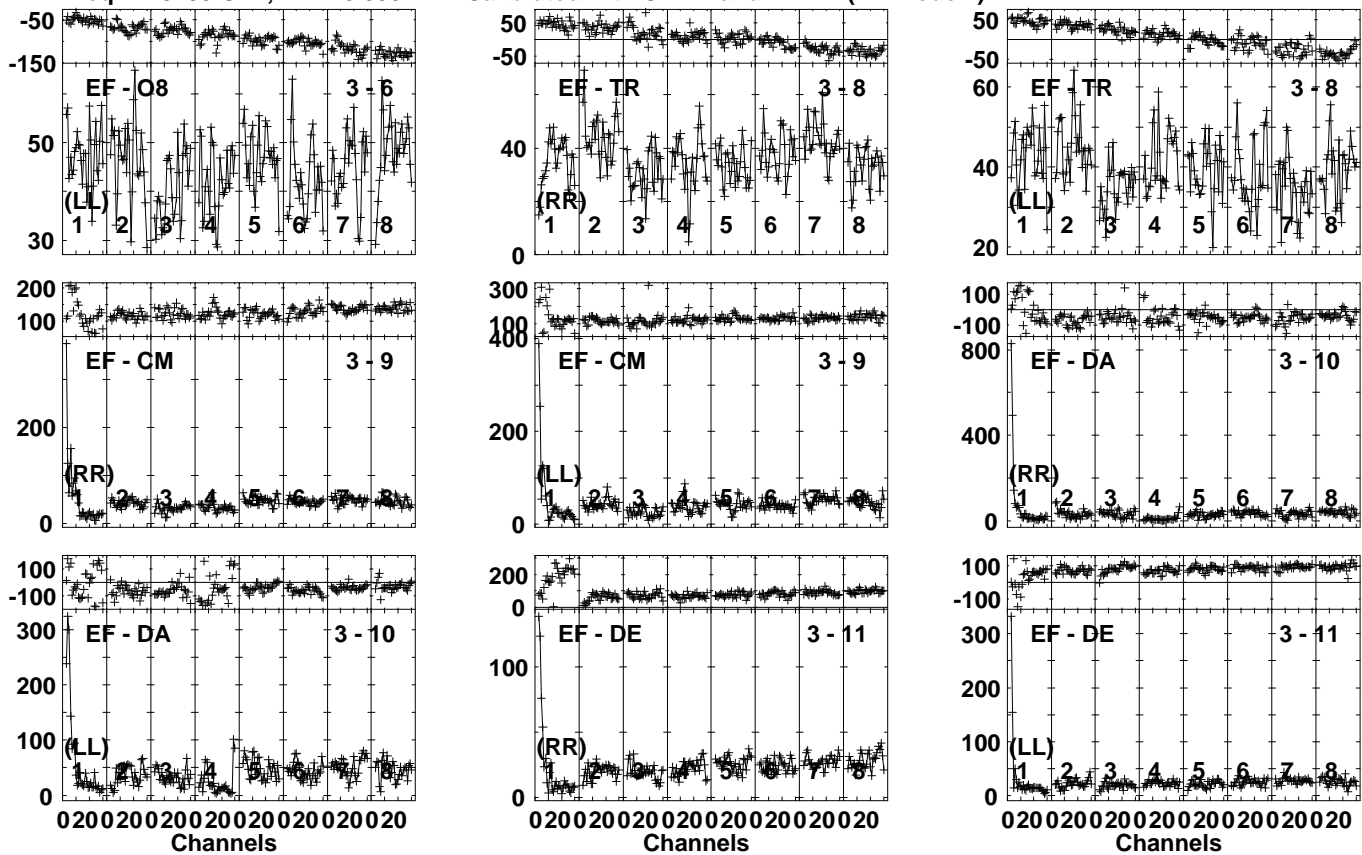


Lower frame: Milli Ampl Jy Top frame: Phas deg
Vector averaged cross-power spectrum Several baselines displayed
Timerange: 00/08:59:21 to 00/09:04:29

Plot file version 247 created 30-AUG-2023 08:41:25

J1100+1002 GM081D 1.UVDATA.1

Freq = 1.3435 GHz, Bw = 8.000 MH Calibrated with CL # 4 and BP # 1 (BP mode 1)

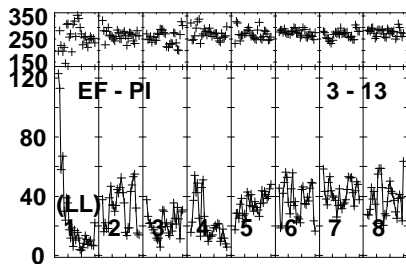
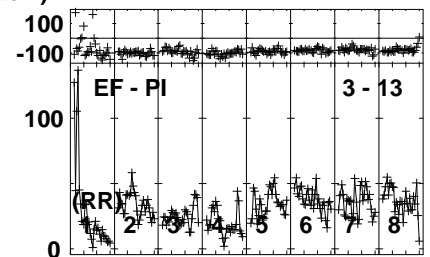
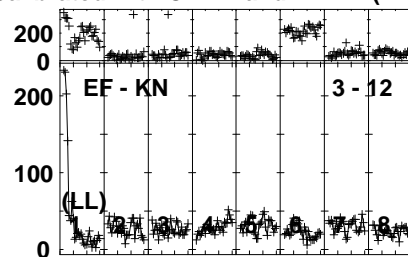
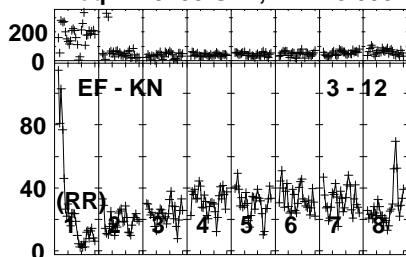


Lower frame: Milli Ampl Jy Top frame: Phas deg
Vector averaged cross-power spectrum Several baselines displayed
Timerange: 00/08:59:21 to 00/09:04:29

Plot file version 248 created 30-AUG-2023 08:41:26

J1100+1002 GM081D 1.UVDATA.1

Freq = 1.3435 GHz, Bw = 8.000 MH Calibrated with CL # 4 and BP # 1 (BP mode 1)

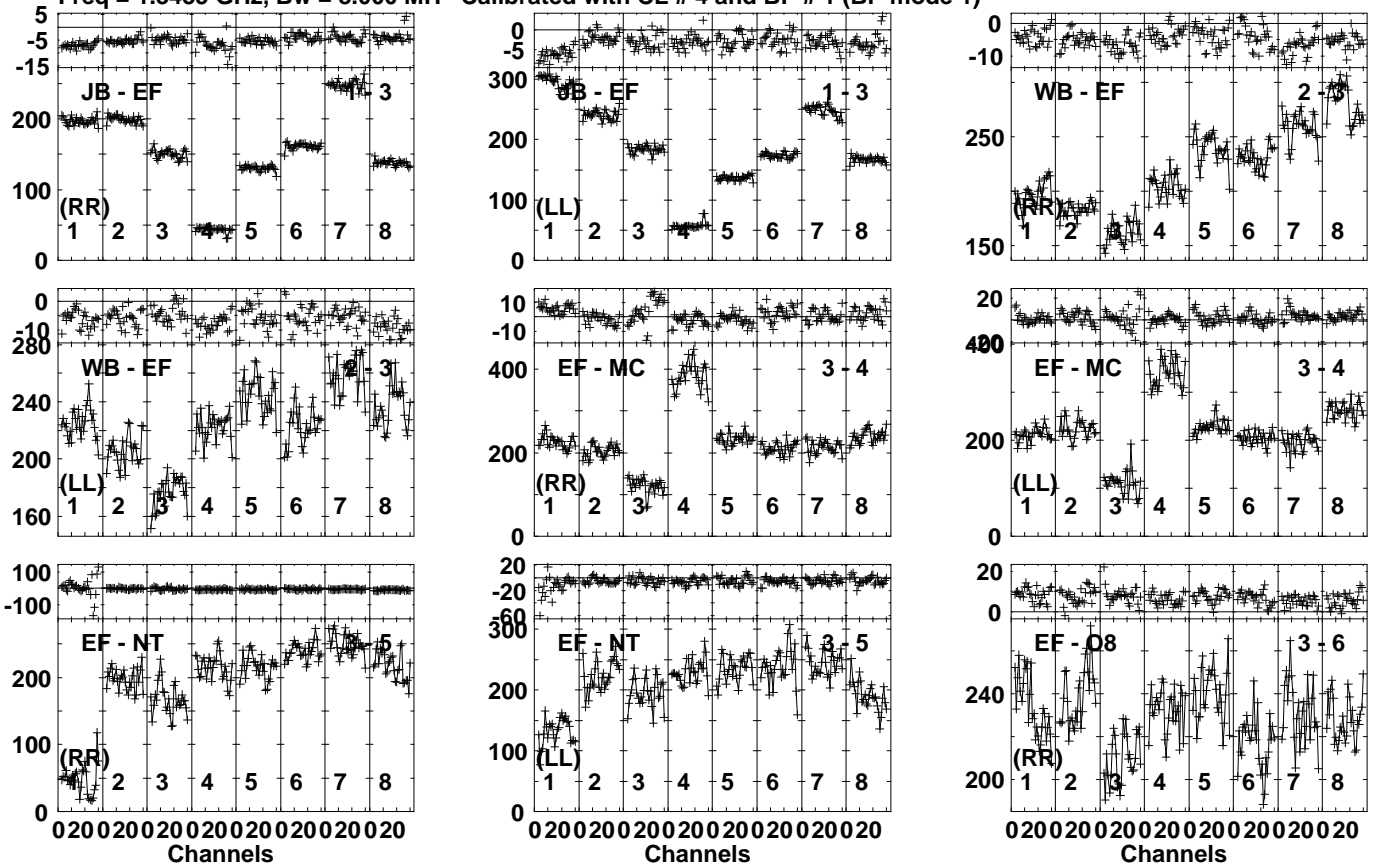


Lower frame: Milli Ampl Jy Top frame: Phas deg
Vector averaged cross-power spectrum Several baselines displayed
Timerange: 00/08:59:21 to 00/09:04:29

Plot file version 249 created 30-AUG-2023 08:41:29

J1103+1158 GM081D 1.UVDATA.1

Freq = 1.3435 GHz, Bw = 8.000 MH Calibrated with CL # 4 and BP # 1 (BP mode 1)

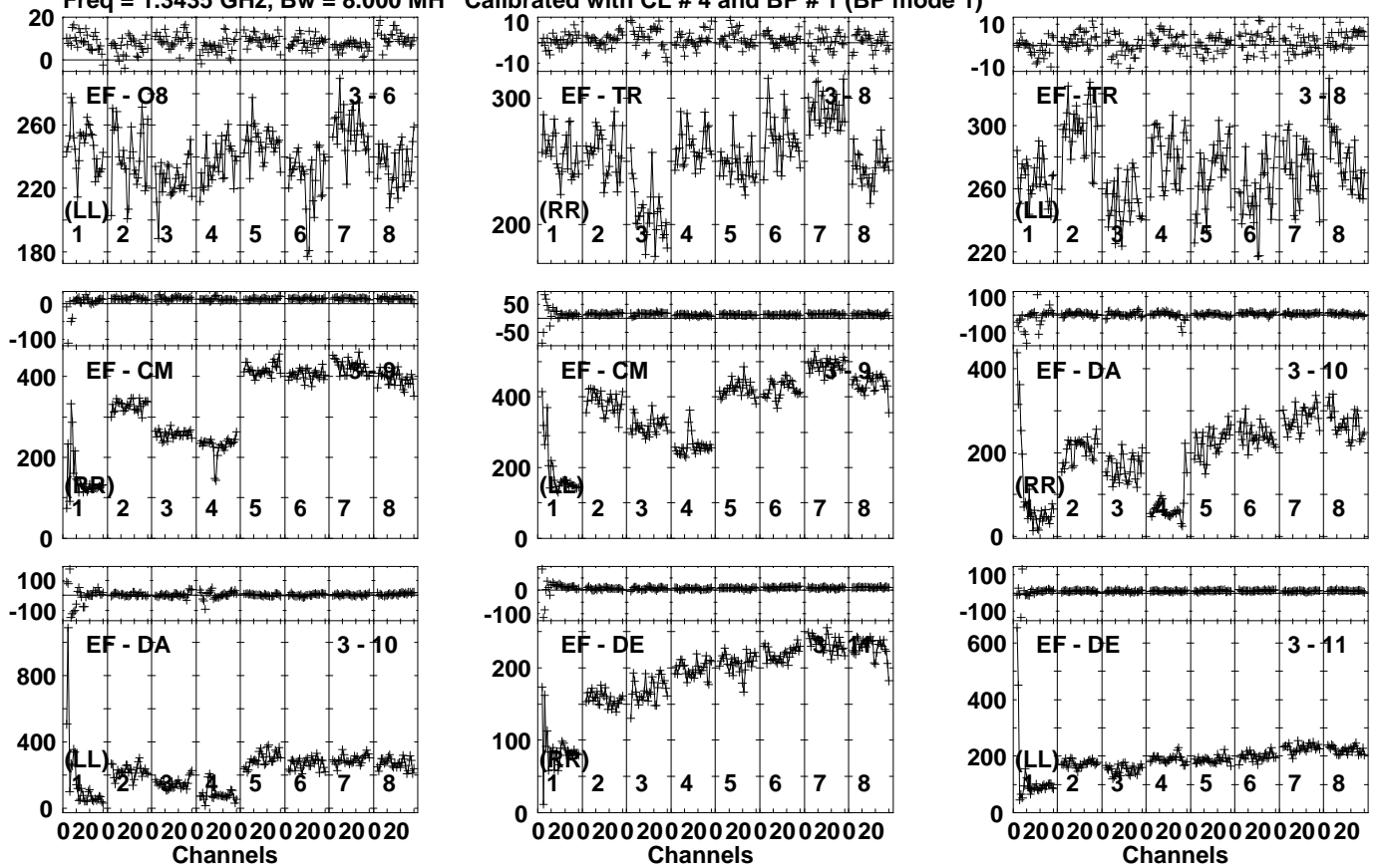


Lower frame: Milli Ampl Jy Top frame: Phas deg
Vector averaged cross-power spectrum Several baselines displayed
Timerange: 00/09:04:31 to 00/09:06:29

Plot file version 250 created 30-AUG-2023 08:41:30

J1103+1158 GM081D 1.UVDATA.1

Freq = 1.3435 GHz, Bw = 8.000 MH Calibrated with CL # 4 and BP # 1 (BP mode 1)

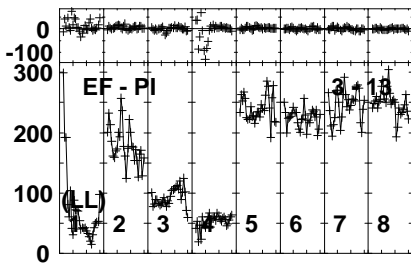
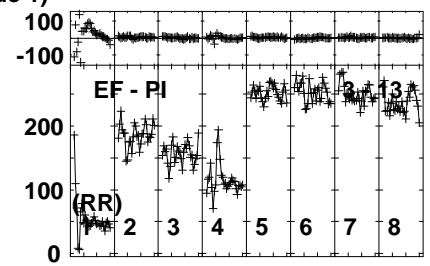
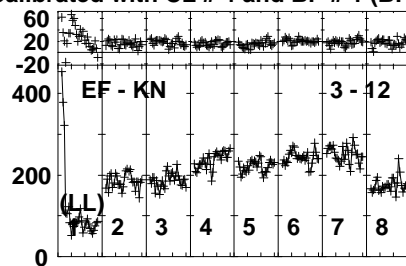
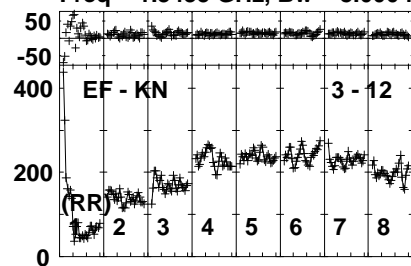


Lower frame: Milli Ampl Jy Top frame: Phas deg
 Vector averaged cross-power spectrum Several baselines displayed
 Timerange: 00/09:04:31 to 00/09:06:29

Plot file version 251 created 30-AUG-2023 08:41:30

J1103+1158 GM081D 1.UVDATA.1

Freq = 1.3435 GHz, Bw = 8.000 MH Calibrated with CL # 4 and BP # 1 (BP mode 1)

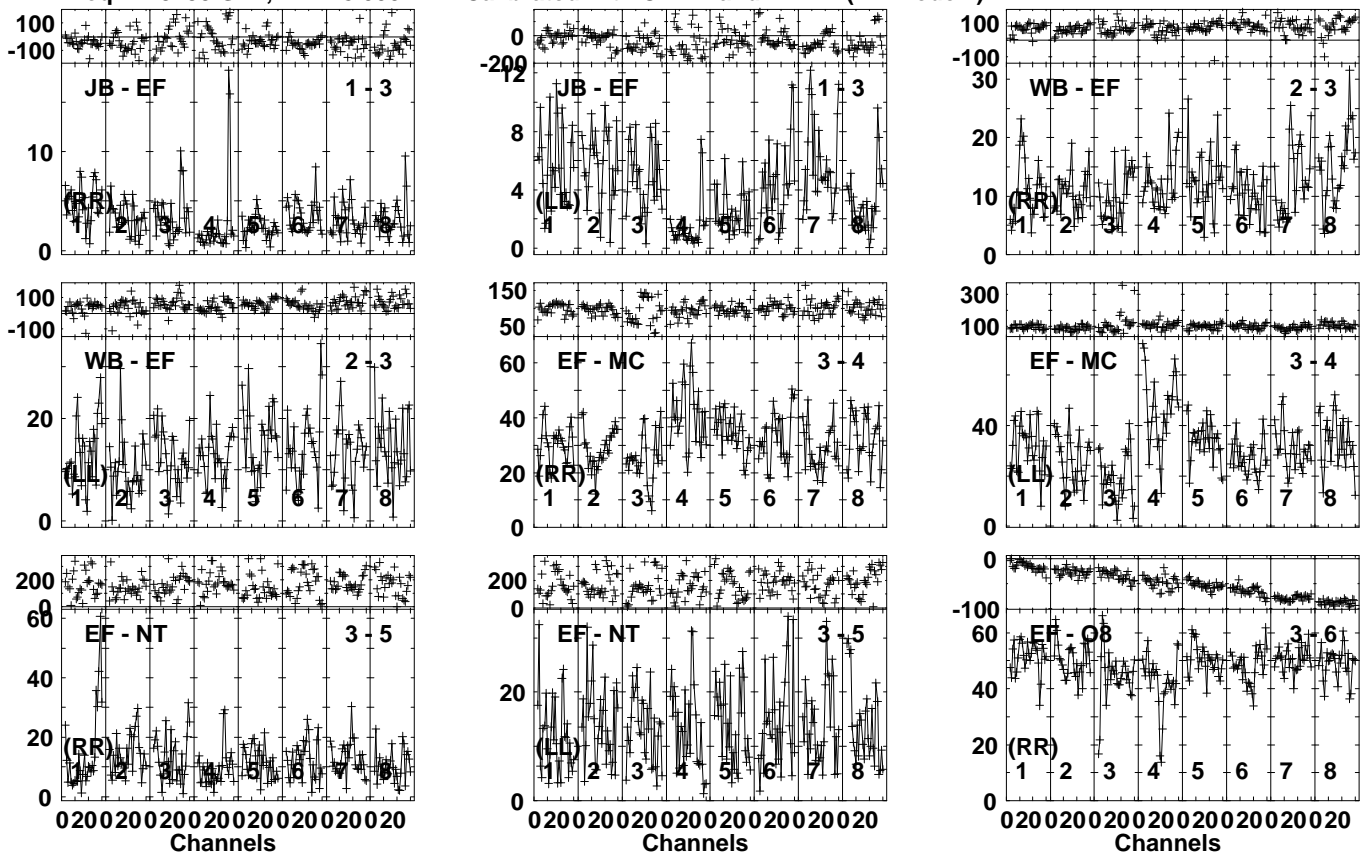


Lower frame: Milli Ampl Jy Top frame: Phas deg
Vector averaged cross-power spectrum Several baselines displayed
Timerange: 00/09:04:31 to 00/09:06:29

Plot file version 252 created 30-AUG-2023 08:41:33

J1100+1002 GM081D 1.UVDATA.1

Freq = 1.3435 GHz, Bw = 8.000 MH Calibrated with CL # 4 and BP # 1 (BP mode 1)

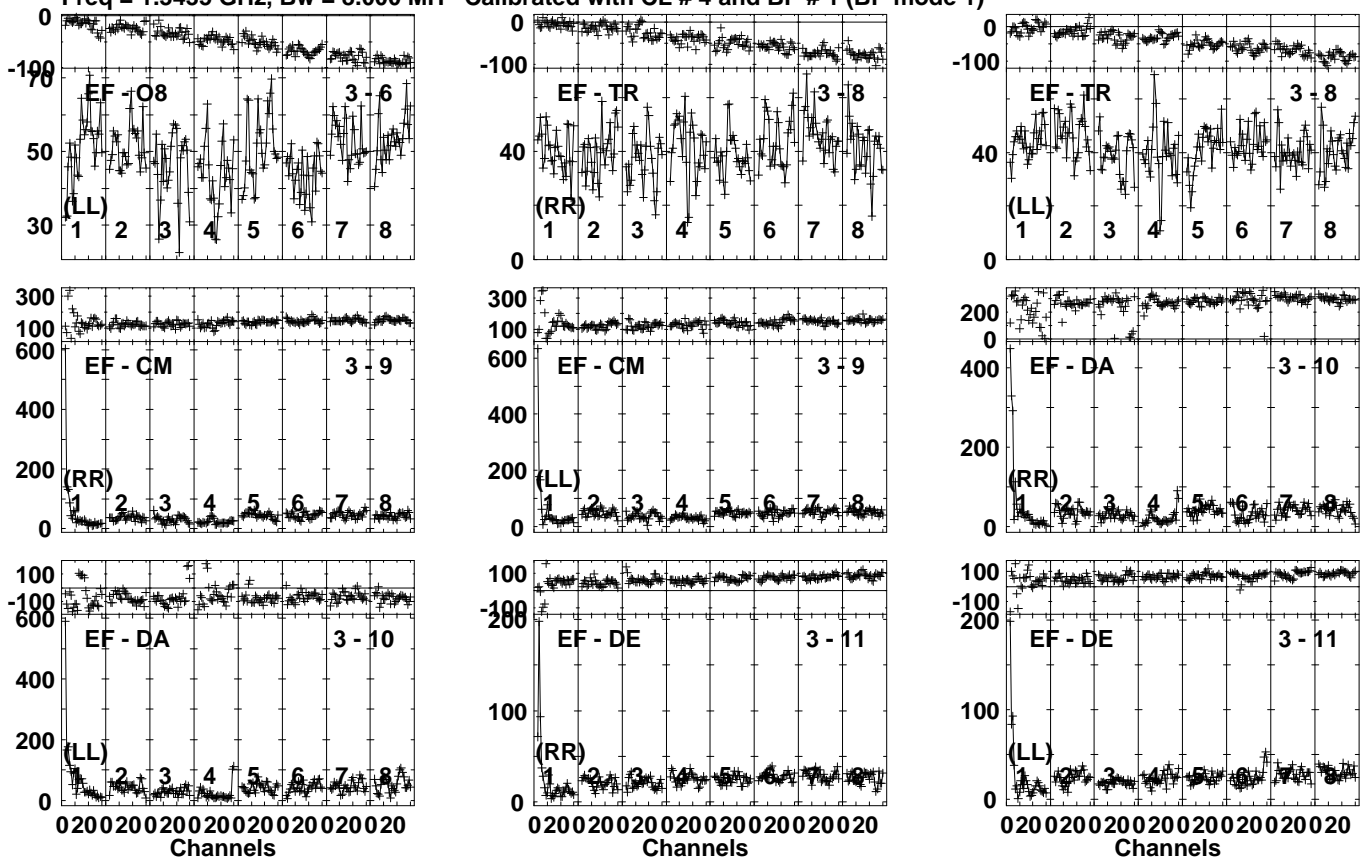


Lower frame: Milli Ampl Jy Top frame: Phas deg
Vector averaged cross-power spectrum Several baselines displayed
Timerange: 00/09:06:31 to 00/09:11:39

Plot file version 253 created 30-AUG-2023 08:41:34

J1100+1002 GM081D 1.UVDATA.1

Freq = 1.3435 GHz, Bw = 8.000 MH Calibrated with CL # 4 and BP # 1 (BP mode 1)

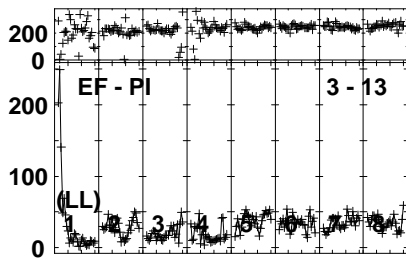
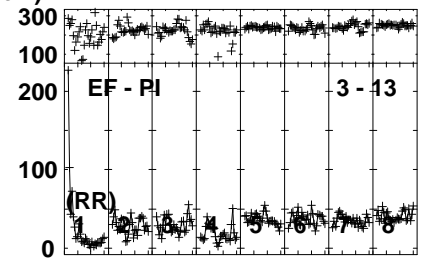
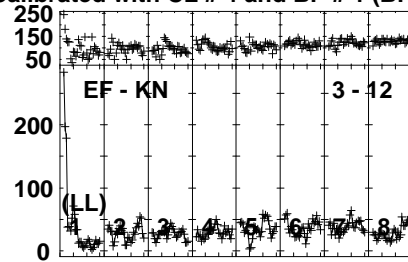
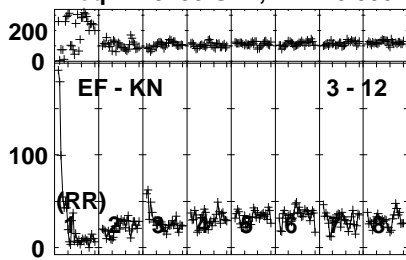


Lower frame: Milli Ampl Jy Top frame: Phas deg
Vector averaged cross-power spectrum Several baselines displayed
Timerange: 00/09:06:31 to 00/09:11:39

Plot file version 254 created 30-AUG-2023 08:41:34

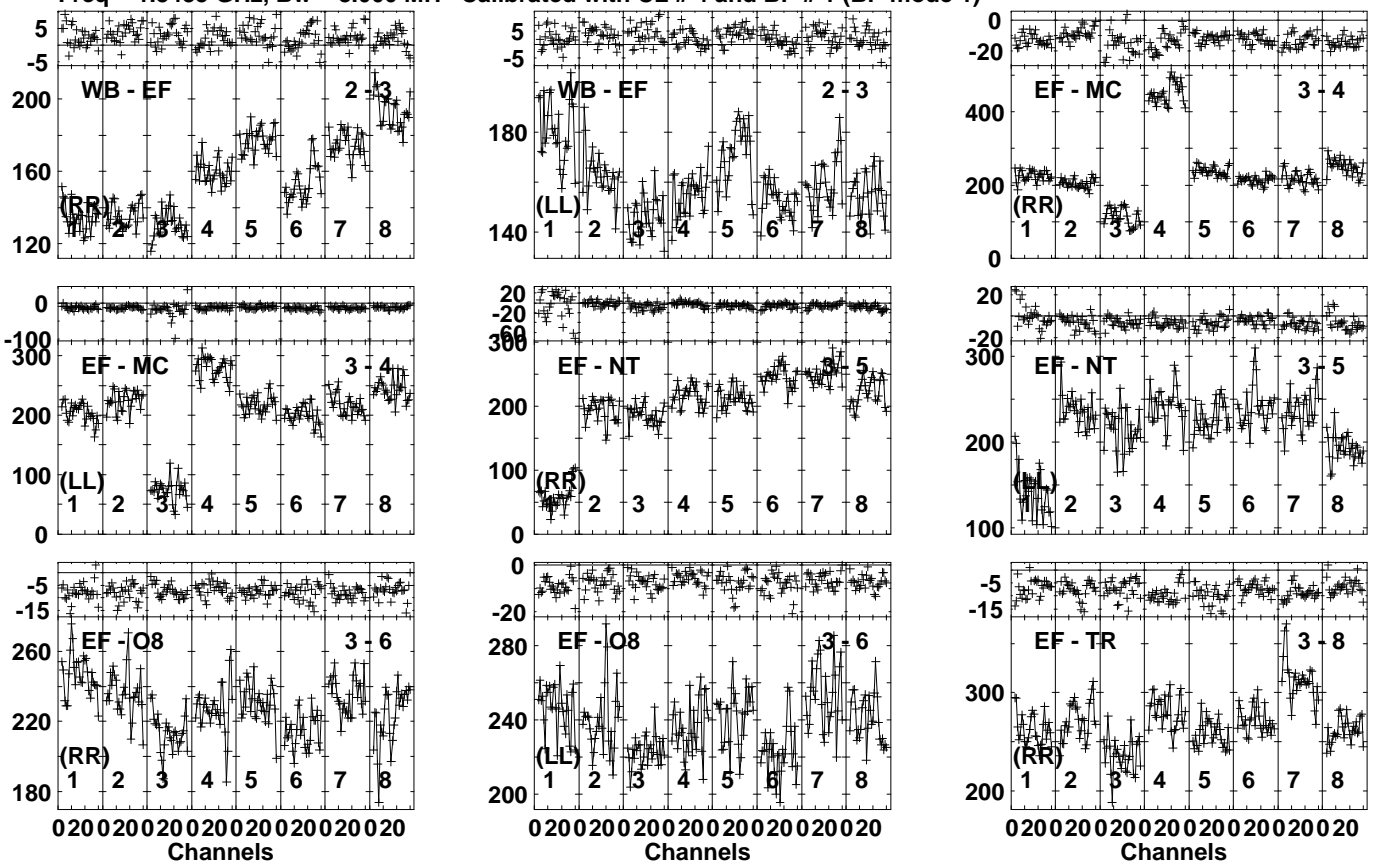
J1100+1002 GM081D 1.UVDATA.1

Freq = 1.3435 GHz, Bw = 8.000 MH Calibrated with CL # 4 and BP # 1 (BP mode 1)



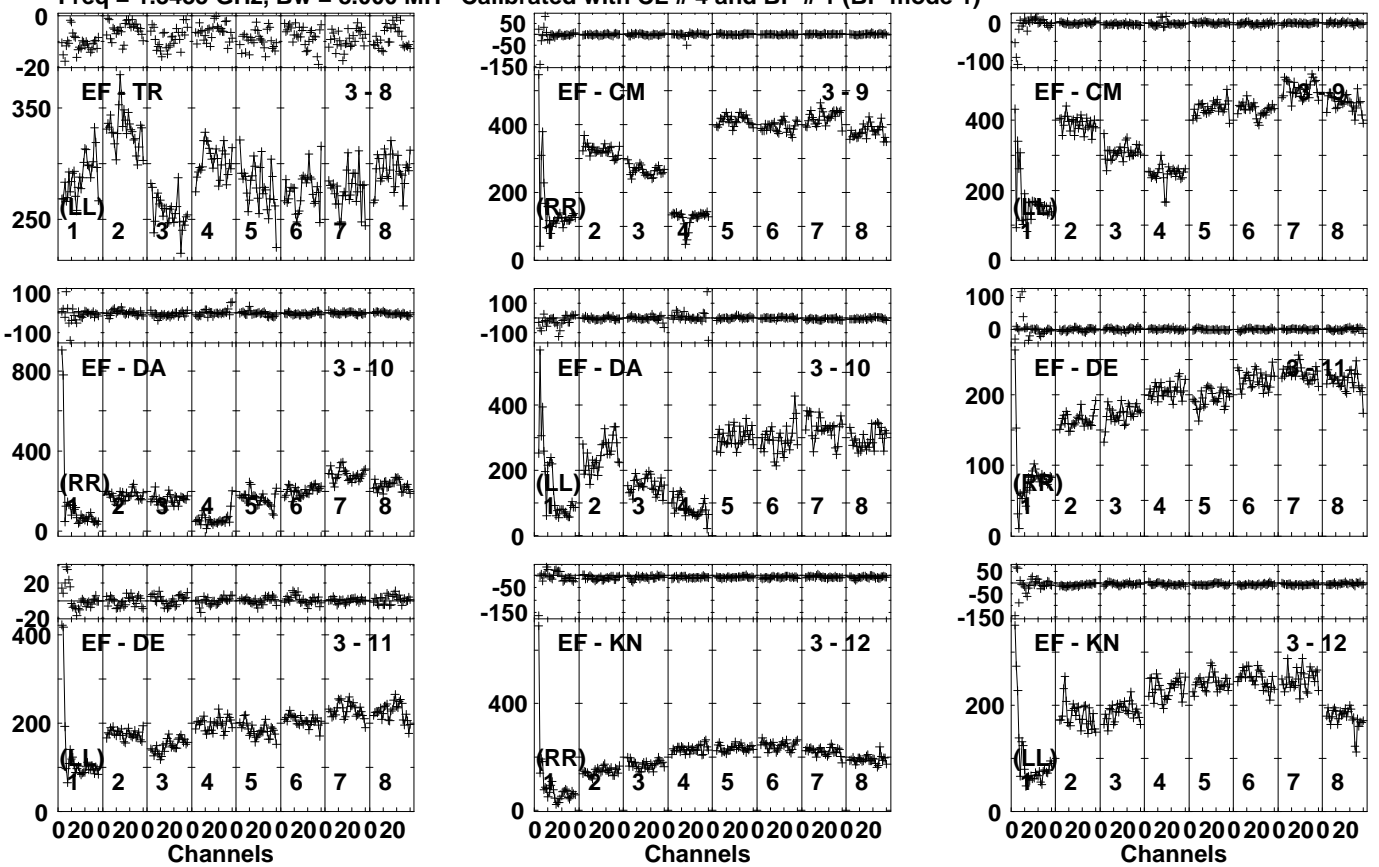
Lower frame: Milli Ampl Jy Top frame: Phas deg
Vector averaged cross-power spectrum Several baselines displayed
Timerange: 00/09:06:31 to 00/09:11:39

Plot file version 255 created 30-AUG-2023 08:41:38
 J1103+1158 GM081D 1.UVDATA.1
 Freq = 1.3435 GHz, Bw = 8.000 MH Calibrated with CL # 4 and BP # 1 (BP mode 1)



Lower frame: Milli Ampl Jy Top frame: Phas deg
 Vector averaged cross-power spectrum Several baselines displayed
 Timerange: 00/09:12:11 to 00/09:13:39

Plot file version 256 created 30-AUG-2023 08:41:38
 J1103+1158 GM081D 1.UVDATA.1
 Freq = 1.3435 GHz, Bw = 8.000 MH Calibrated with CL # 4 and BP # 1 (BP mode 1)

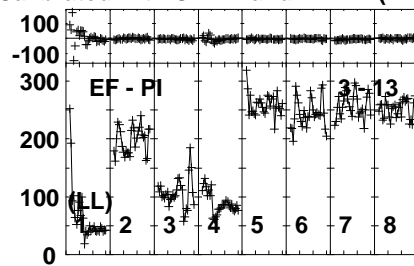
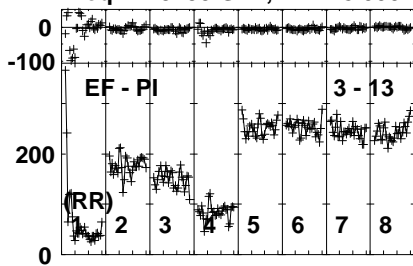


Lower frame: Milli Ampl Jy Top frame: Phas deg
 Vector averaged cross-power spectrum Several baselines displayed
 Timerange: 00/09:12:11 to 00/09:13:39

Plot file version 257 created 30-AUG-2023 08:41:39

J1103+1158 GM081D 1.UVDATA.1

Freq = 1.3435 GHz, Bw = 8.000 MH Calibrated with CL # 4 and BP # 1 (BP mode 1)

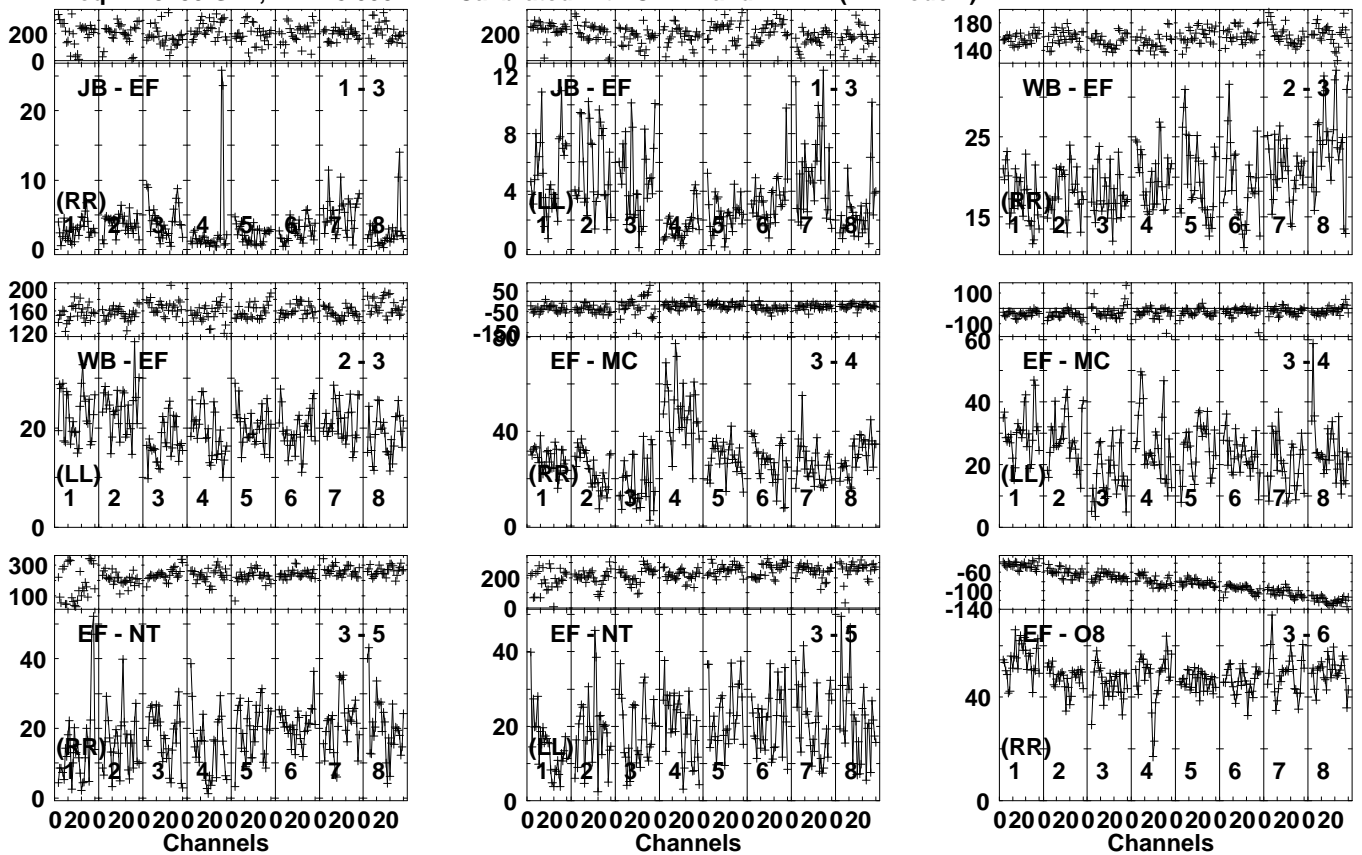


Lower frame: Milli Ampl Jy Top frame: Phas deg
Vector averaged cross-power spectrum Several baselines displayed
Timerange: 00/09:12:11 to 00/09:13:39

Plot file version 258 created 30-AUG-2023 08:41:42

J1100+1002 GM081D 1.UVDATA.1

Freq = 1.3435 GHz, Bw = 8.000 MH Calibrated with CL # 4 and BP # 1 (BP mode 1)

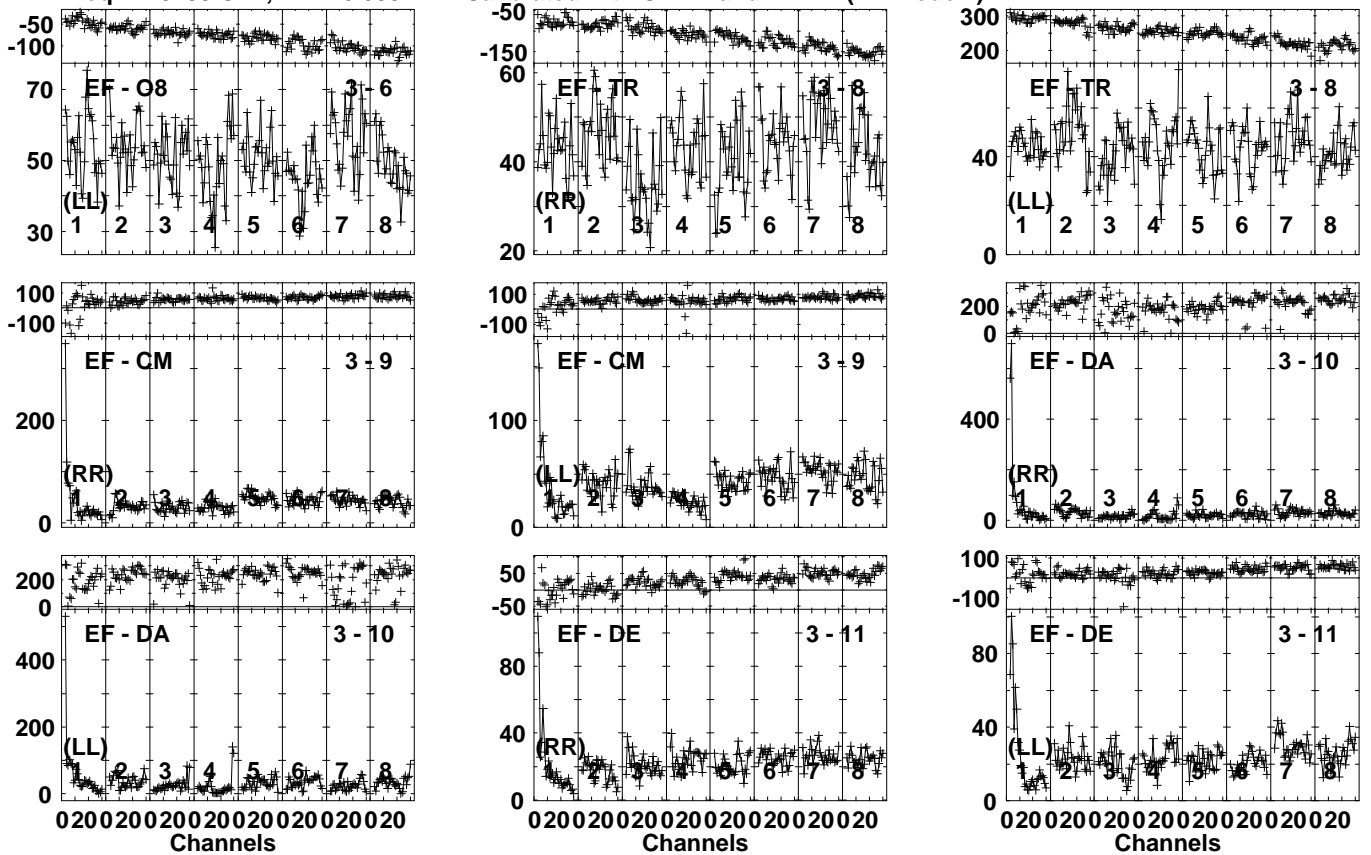


Lower frame: Milli Ampl Jy Top frame: Phas deg
Vector averaged cross-power spectrum Several baselines displayed
Timerange: 00/09:13:41 to 00/09:18:49

Plot file version 259 created 30-AUG-2023 08:41:42

J1100+1002 GM081D 1.UVDATA.1

Freq = 1.3435 GHz, Bw = 8.000 MH Calibrated with CL # 4 and BP # 1 (BP mode 1)

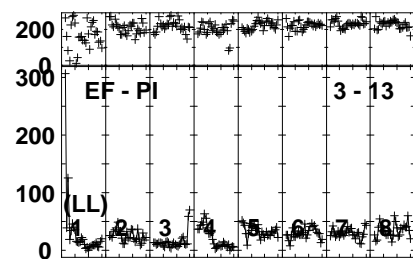
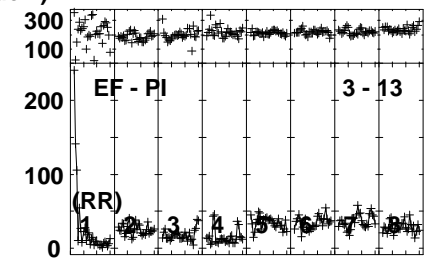
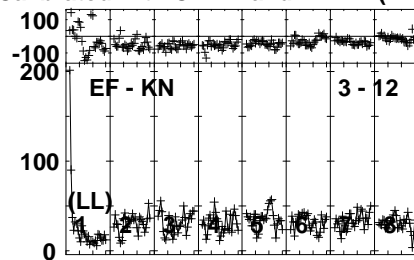
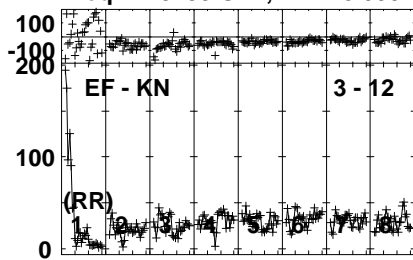


Lower frame: Milli Ampl Jy Top frame: Phas deg
Vector averaged cross-power spectrum Several baselines displayed
Timerange: 00/09:13:41 to 00/09:18:49

Plot file version 260 created 30-AUG-2023 08:41:43

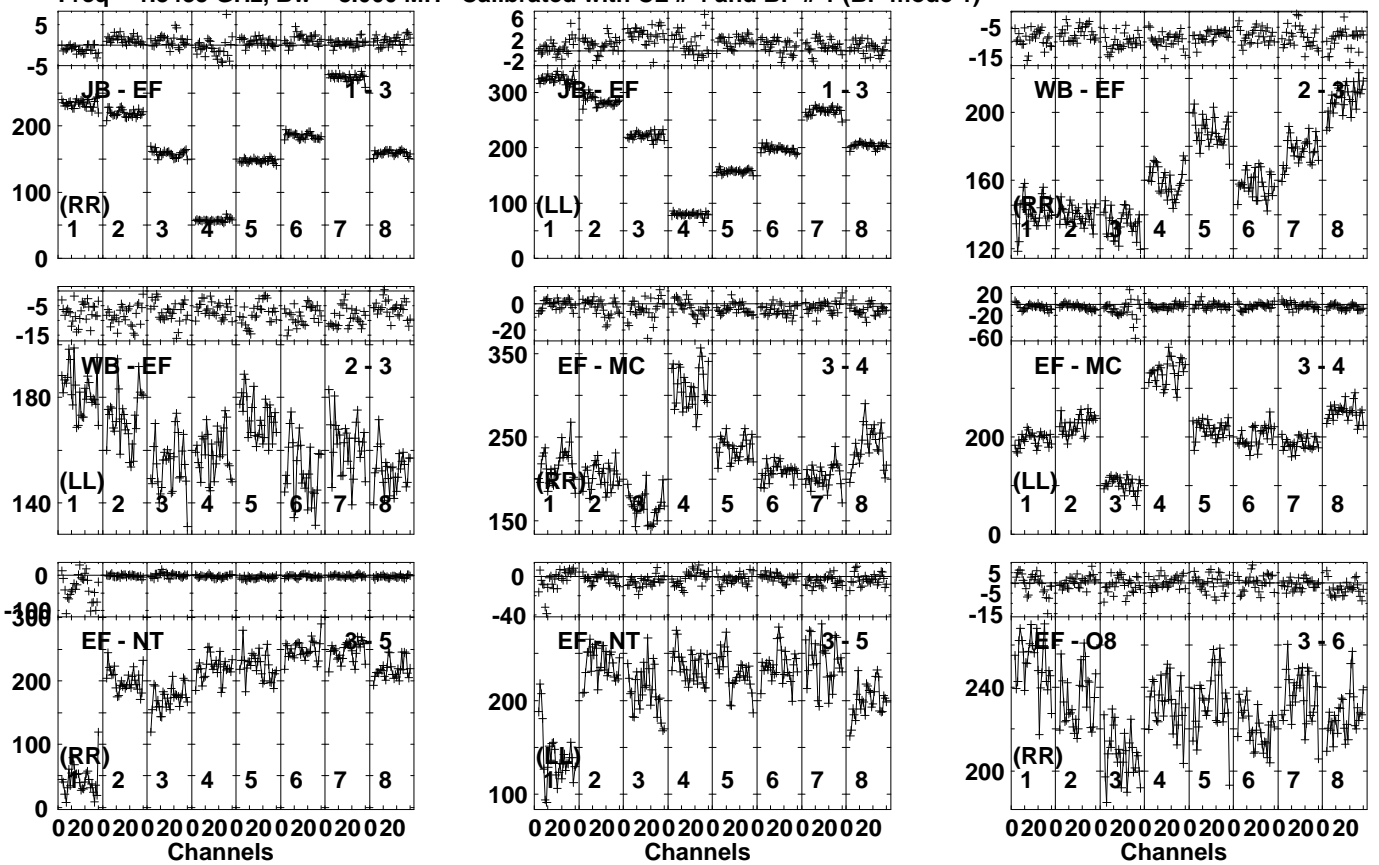
J1100+1002 GM081D 1.UVDATA.1

Freq = 1.3435 GHz, Bw = 8.000 MH Calibrated with CL # 4 and BP # 1 (BP mode 1)



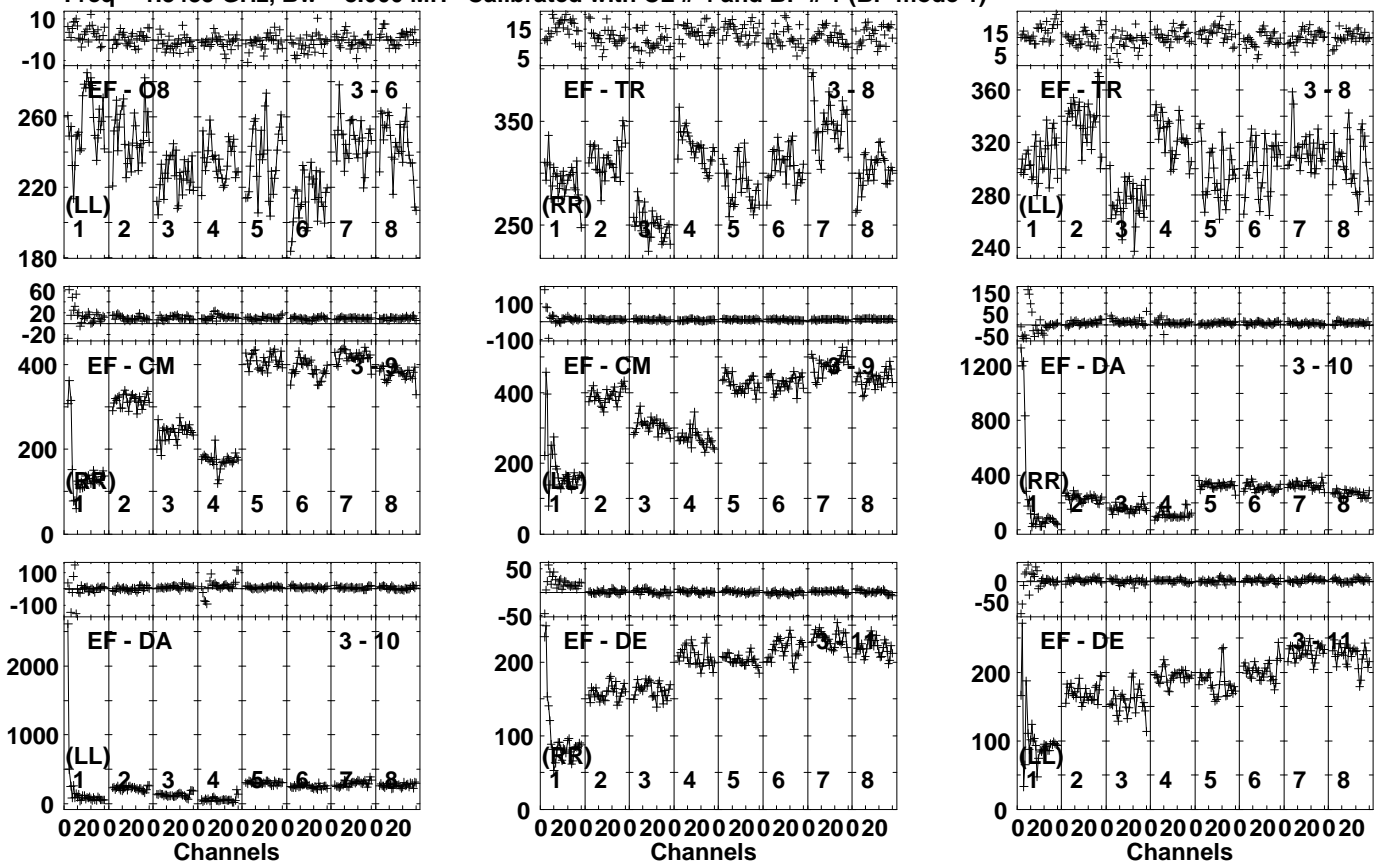
Lower frame: Milli Ampl Jy Top frame: Phas deg
Vector averaged cross-power spectrum Several baselines displayed
Timerange: 00/09:13:41 to 00/09:18:49

Plot file version 261 created 30-AUG-2023 08:41:46
 J1103+1158 GM081D 1.UVDATA.1
 Freq = 1.3435 GHz, Bw = 8.000 MH Calibrated with CL # 4 and BP # 1 (BP mode 1)



Lower frame: Milli Ampl Jy Top frame: Phas deg
 Vector averaged cross-power spectrum Several baselines displayed
 Timerange: 00/09:18:51 to 00/09:20:49

Plot file version 262 created 30-AUG-2023 08:41:47
 J1103+1158 GM081D 1.UVDATA.1
 Freq = 1.3435 GHz, Bw = 8.000 MH Calibrated with CL # 4 and BP # 1 (BP mode 1)

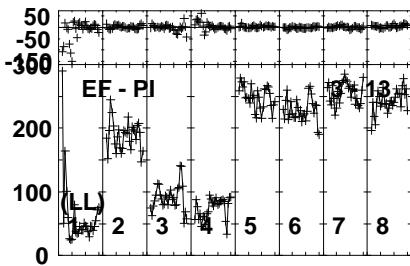
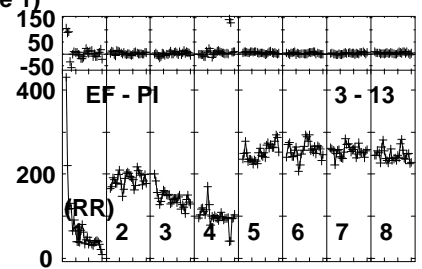
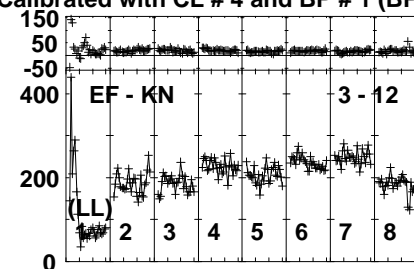
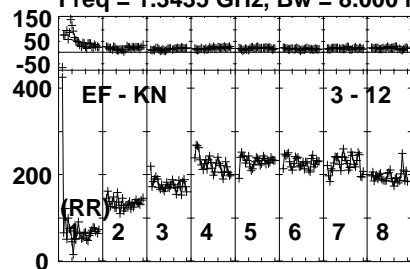


Lower frame: Milli Ampl Jy Top frame: Phas deg
 Vector averaged cross-power spectrum Several baselines displayed
 Timerange: 00/09:18:51 to 00/09:20:49

Plot file version 263 created 30-AUG-2023 08:41:47

J1103+1158 GM081D 1.UVDATA.1

Freq = 1.3435 GHz, Bw = 8.000 MH Calibrated with CL # 4 and BP # 1 (BP mode 1)

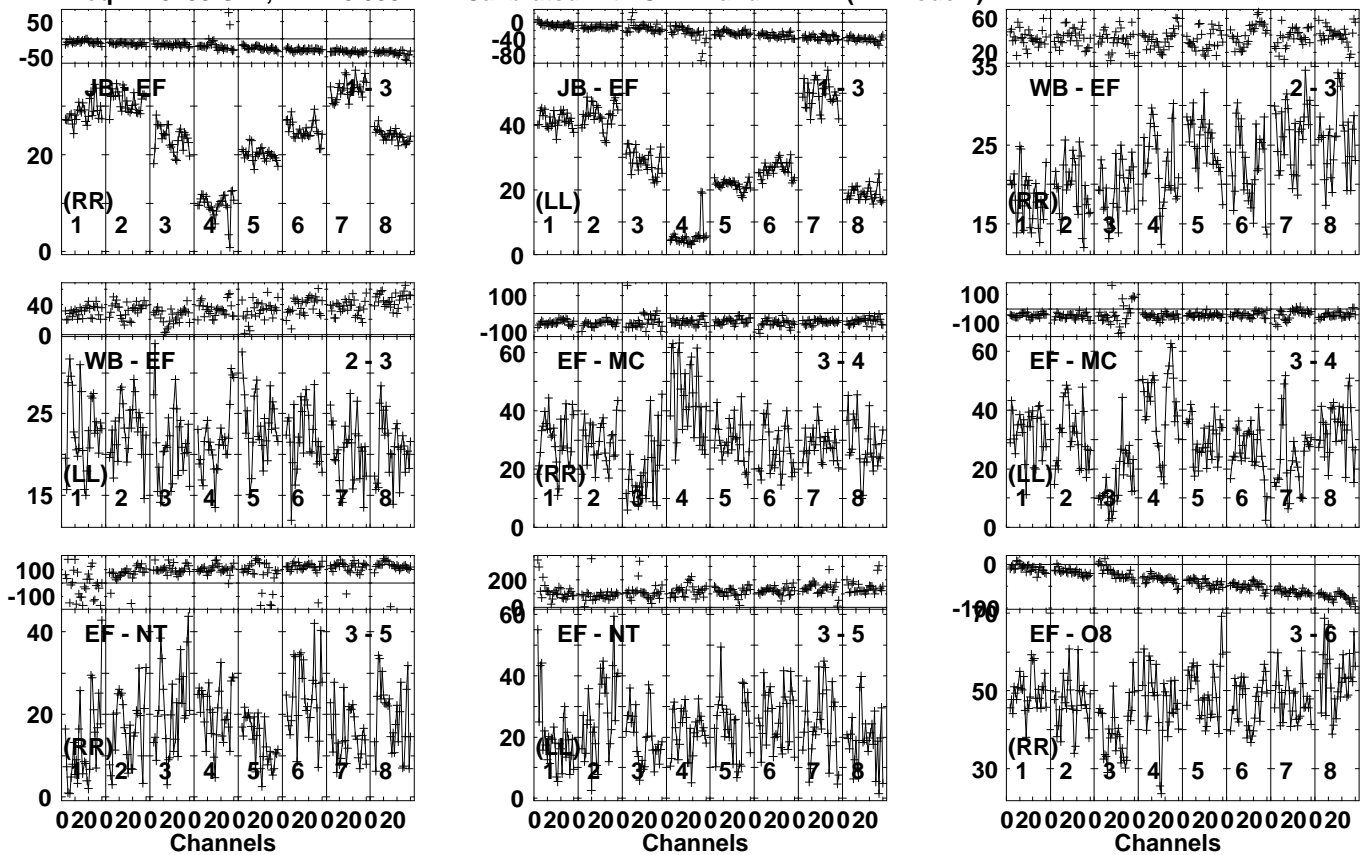


Lower frame: Milli Ampl Jy Top frame: Phas deg
Vector averaged cross-power spectrum Several baselines displayed
Timerange: 00/09:18:51 to 00/09:20:49

Plot file version 264 created 30-AUG-2023 08:41:50

J1100+1002 GM081D 1.UVDATA.1

Freq = 1.3435 GHz, Bw = 8.000 MH Calibrated with CL # 4 and BP # 1 (BP mode 1)

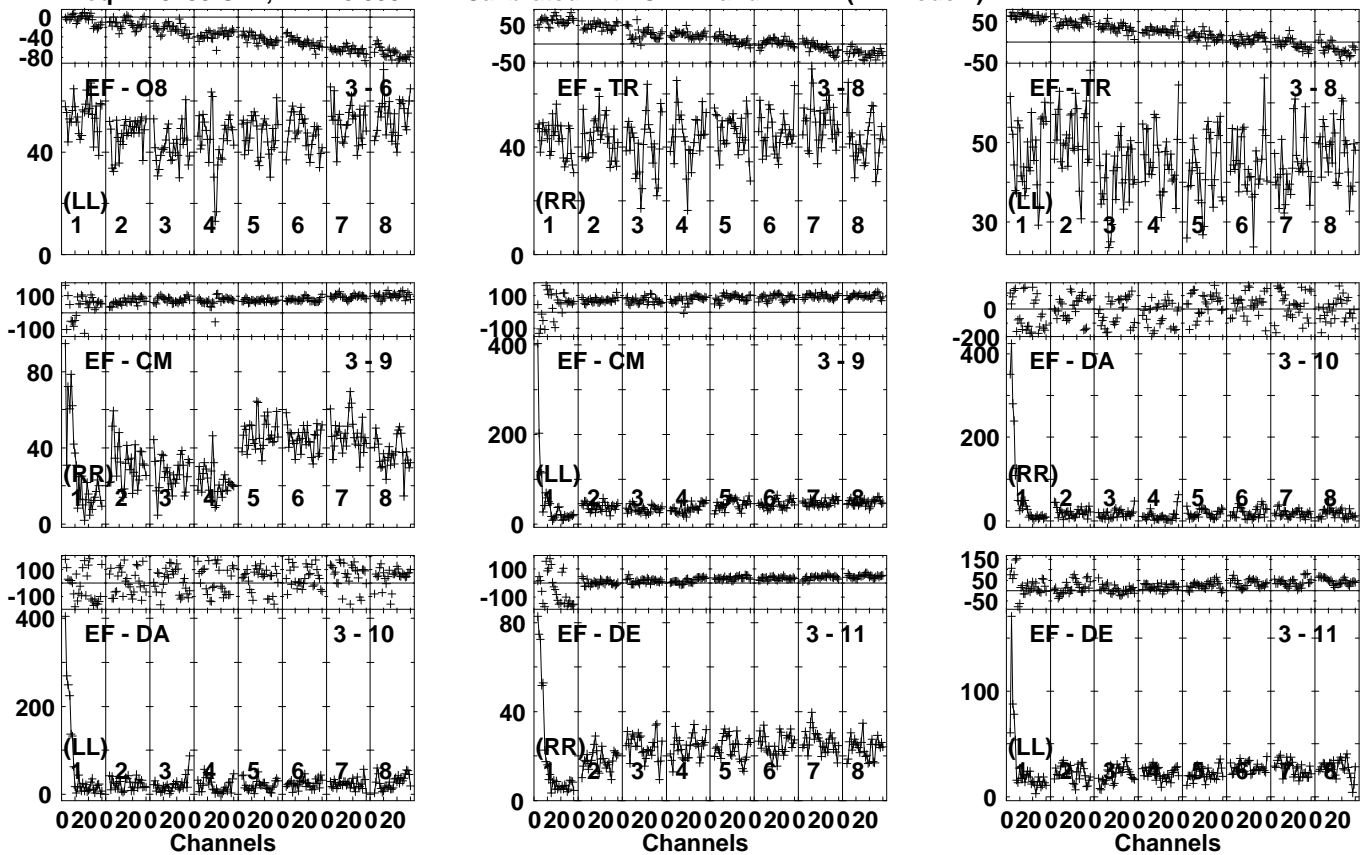


Lower frame: Milli Ampl Jy Top frame: Phas deg
Vector averaged cross-power spectrum Several baselines displayed
Timerange: 00/09:20:51 to 00/09:25:59

Plot file version 265 created 30-AUG-2023 08:41:51

J1100+1002 GM081D 1.UVDATA.1

Freq = 1.3435 GHz, Bw = 8.000 MH Calibrated with CL # 4 and BP # 1 (BP mode 1)

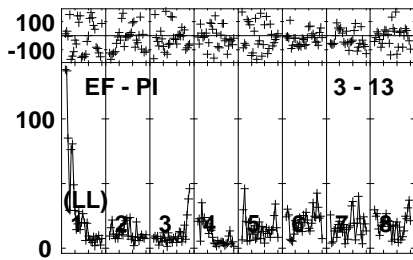
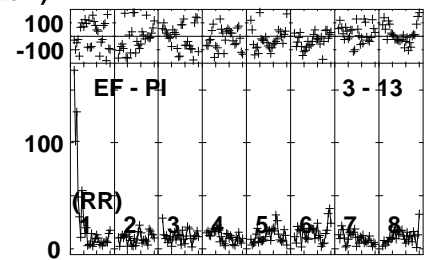
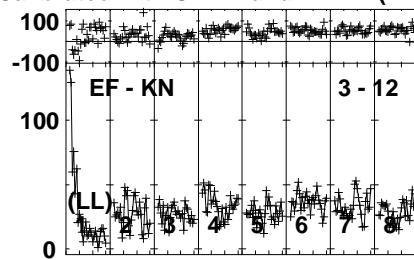
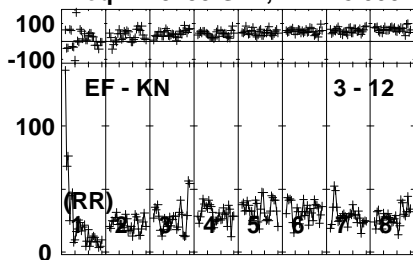


Lower frame: Milli Ampl Jy Top frame: Phas deg
Vector averaged cross-power spectrum Several baselines displayed
Timerange: 00/09:20:51 to 00/09:25:59

Plot file version 266 created 30-AUG-2023 08:41:52

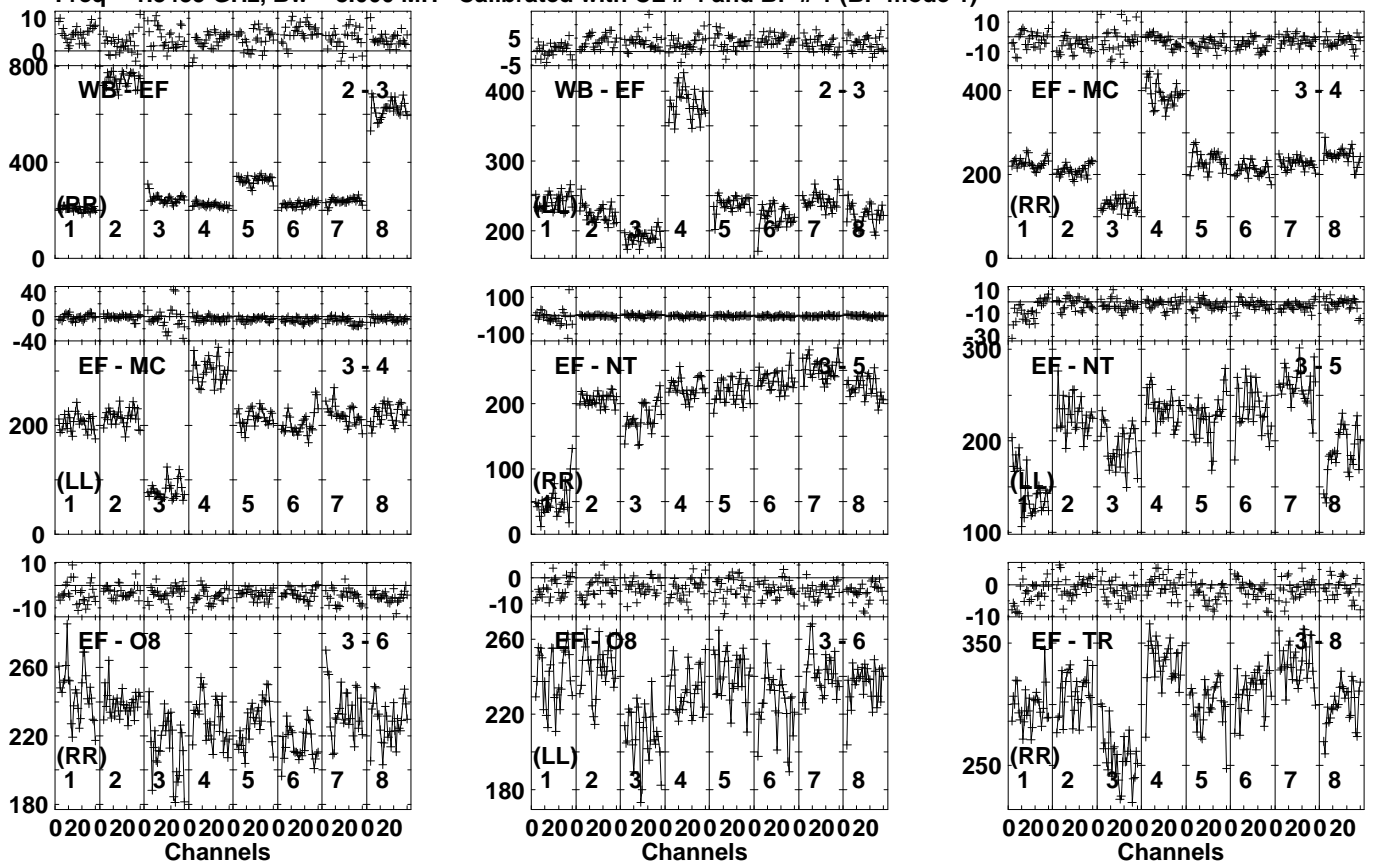
J1100+1002 GM081D 1.UVDATA.1

Freq = 1.3435 GHz, Bw = 8.000 MH Calibrated with CL # 4 and BP # 1 (BP mode 1)



Lower frame: Milli Ampl Jy Top frame: Phas deg
Vector averaged cross-power spectrum Several baselines displayed
Timerange: 00/09:20:51 to 00/09:25:59

Plot file version 267 created 30-AUG-2023 08:41:55
 J1103+1158 GM081D 1.UVDATA.1
 Freq = 1.3435 GHz, Bw = 8.000 MH Calibrated with CL # 4 and BP # 1 (BP mode 1)

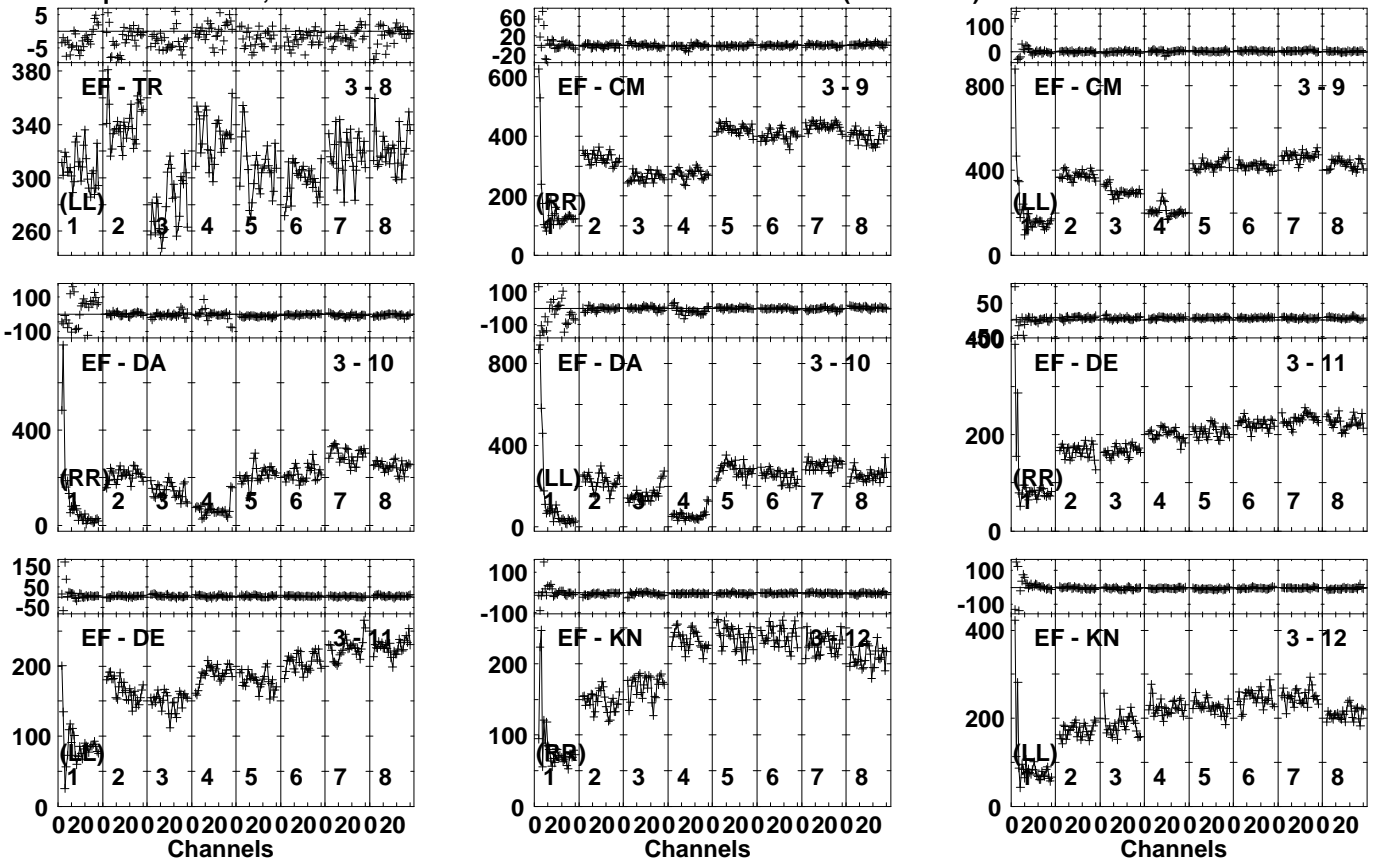


Lower frame: Milli Ampl Jy Top frame: Phas deg
 Vector averaged cross-power spectrum Several baselines displayed
 Timerange: 00/09:26:31 to 00/09:27:59

Plot file version 268 created 30-AUG-2023 08:41:55

J1103+1158 GM081D 1.UVDATA.1

Freq = 1.3435 GHz, Bw = 8.000 MH Calibrated with CL # 4 and BP # 1 (BP mode 1)

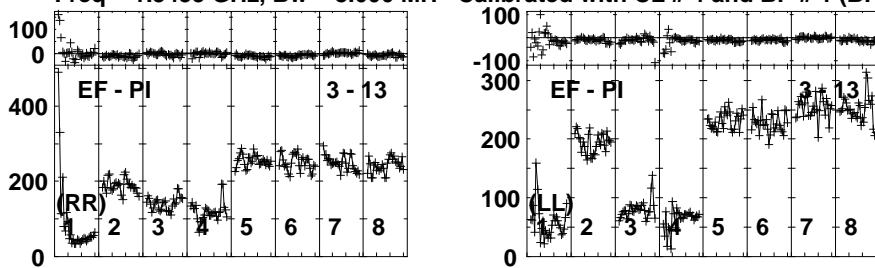


Lower frame: Milli Ampl Jy Top frame: Phas deg
 Vector averaged cross-power spectrum Several baselines displayed
 Timerange: 00/09:26:31 to 00/09:27:59

Plot file version 269 created 30-AUG-2023 08:41:56

J1103+1158 GM081D 1.UVDATA.1

Freq = 1.3435 GHz, Bw = 8.000 MH Calibrated with CL # 4 and BP # 1 (BP mode 1)



Lower frame: Milli Ampl Jy Top frame: Phas deg

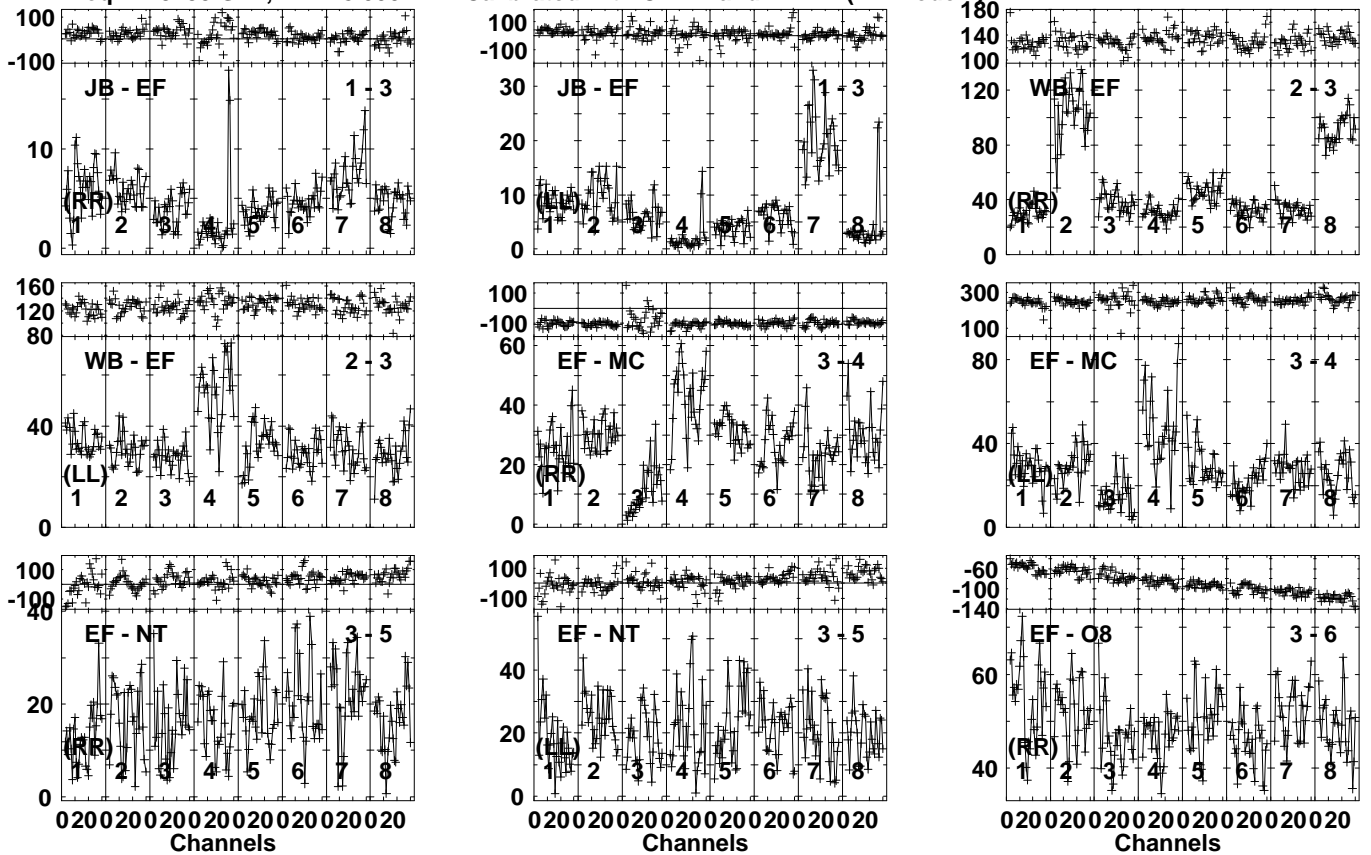
Vector averaged cross-power spectrum Several baselines displayed

Timerange: 00/09:26:31 to 00/09:27:59

Plot file version 270 created 30-AUG-2023 08:41:58

J1100+1002 GM081D 1.UVDATA.1

Freq = 1.3435 GHz, Bw = 8.000 MH Calibrated with CL # 4 and BP # 1 (BP mode 1)

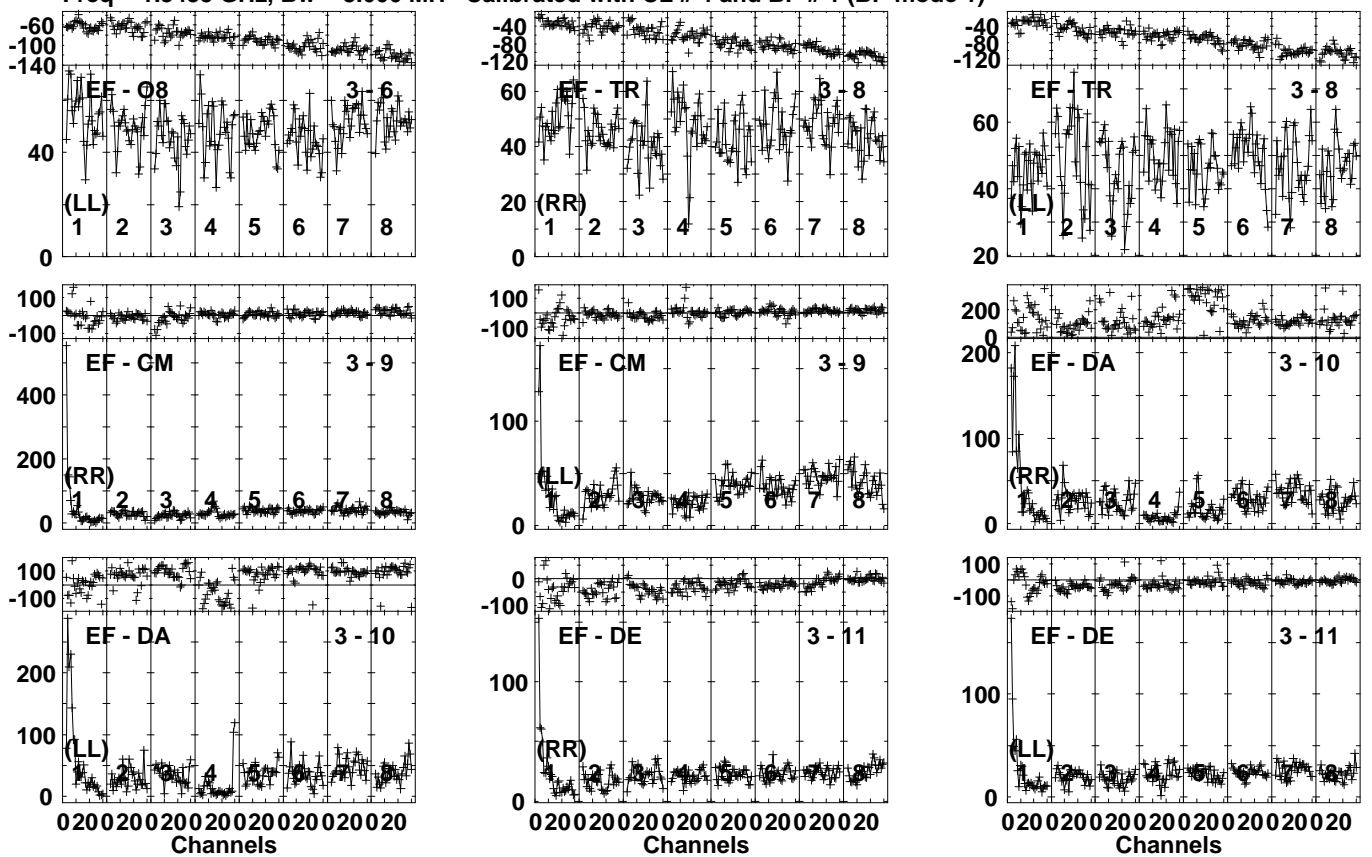


Lower frame: Milli Ampl Jy Top frame: Phas deg
Vector averaged cross-power spectrum Several baselines displayed
Timerange: 00/09:28:01 to 00/09:33:09

Plot file version 271 created 30-AUG-2023 08:41:59

J1100+1002 GM081D 1.UVDATA.1

Freq = 1.3435 GHz, Bw = 8.000 MH Calibrated with CL # 4 and BP # 1 (BP mode 1)

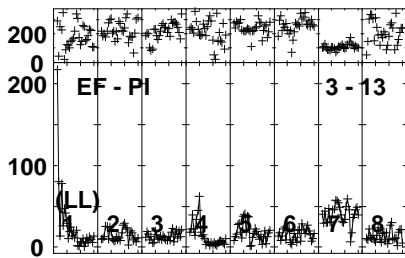
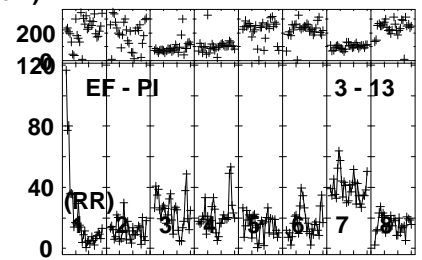
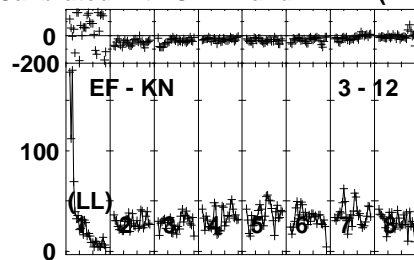
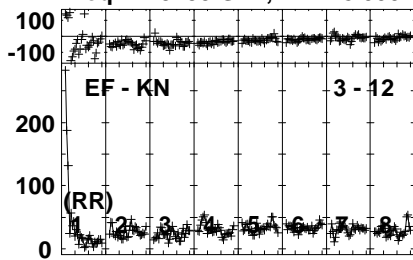


Lower frame: Milli Ampl Jy Top frame: Phas deg
Vector averaged cross-power spectrum Several baselines displayed
Timerange: 00/09:28:01 to 00/09:33:09

Plot file version 272 created 30-AUG-2023 08:42:00

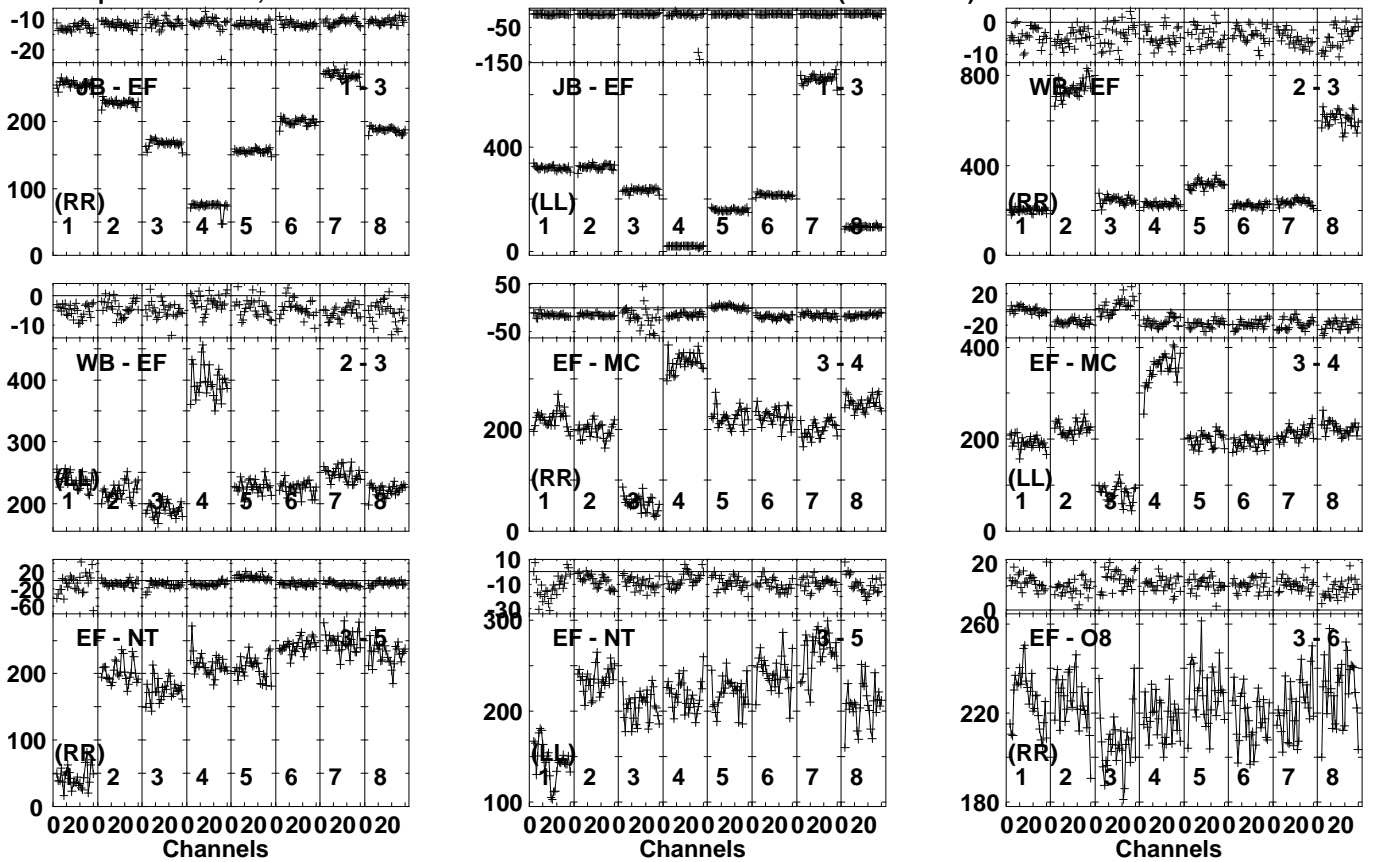
J1100+1002 GM081D 1.UVDATA.1

Freq = 1.3435 GHz, Bw = 8.000 MH Calibrated with CL # 4 and BP # 1 (BP mode 1)



Lower frame: Milli Ampl Jy Top frame: Phas deg
Vector averaged cross-power spectrum Several baselines displayed
Timerange: 00/09:28:01 to 00/09:33:09

Plot file version 273 created 30-AUG-2023 08:42:03
 J1103+1158 GM081D 1.UVDATA.1
 Freq = 1.3435 GHz, Bw = 8.000 MH Calibrated with CL # 4 and BP # 1 (BP mode 1)

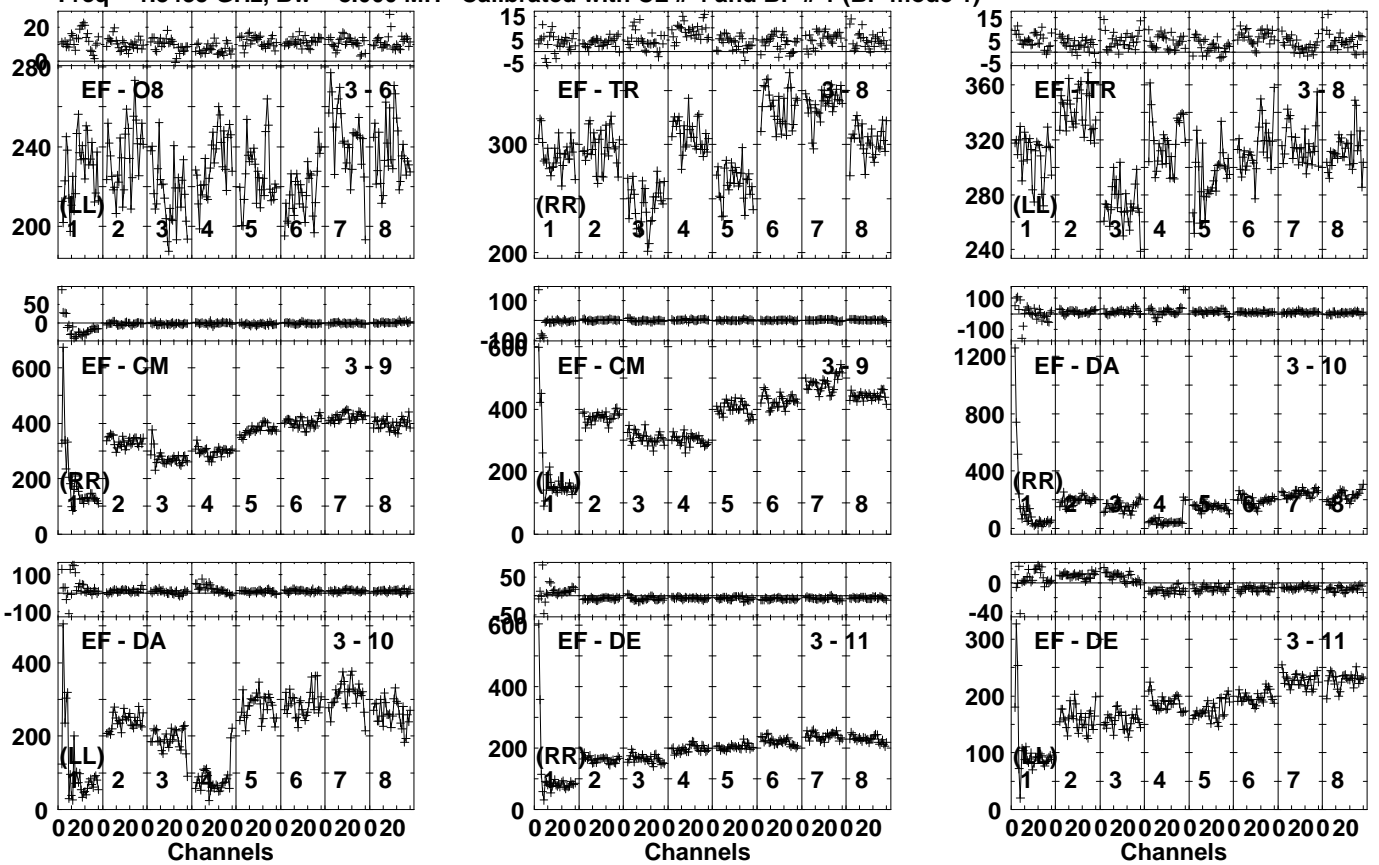


Lower frame: Milli Ampl Jy Top frame: Phas deg
 Vector averaged cross-power spectrum Several baselines displayed
 Timerange: 00/09:33:11 to 00/09:35:09

Plot file version 274 created 30-AUG-2023 08:42:04

J1103+1158 GM081D 1.UVDATA.1

Freq = 1.3435 GHz, Bw = 8.000 MH Calibrated with CL # 4 and BP # 1 (BP mode 1)

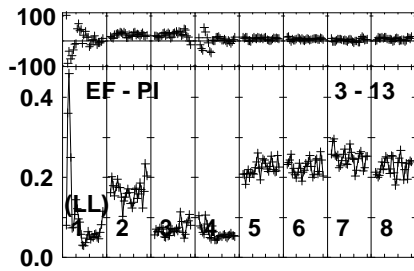
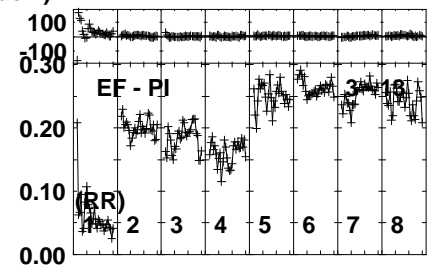
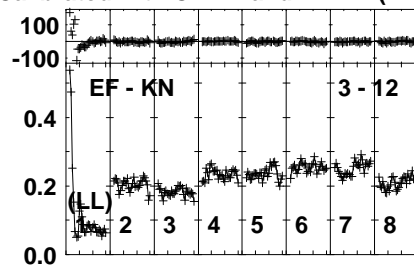
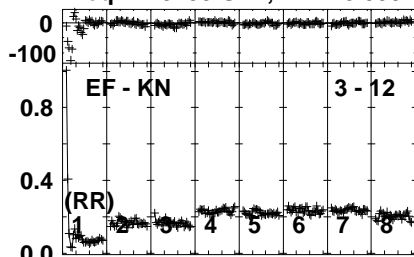


Lower frame: Milli Ampl Jy Top frame: Phas deg
 Vector averaged cross-power spectrum Several baselines displayed
 Timerange: 00/09:33:11 to 00/09:35:09

Plot file version 275 created 30-AUG-2023 08:42:04

J1103+1158 GM081D 1.UVDATA.1

Freq = 1.3435 GHz, Bw = 8.000 MH Calibrated with CL # 4 and BP # 1 (BP mode 1)

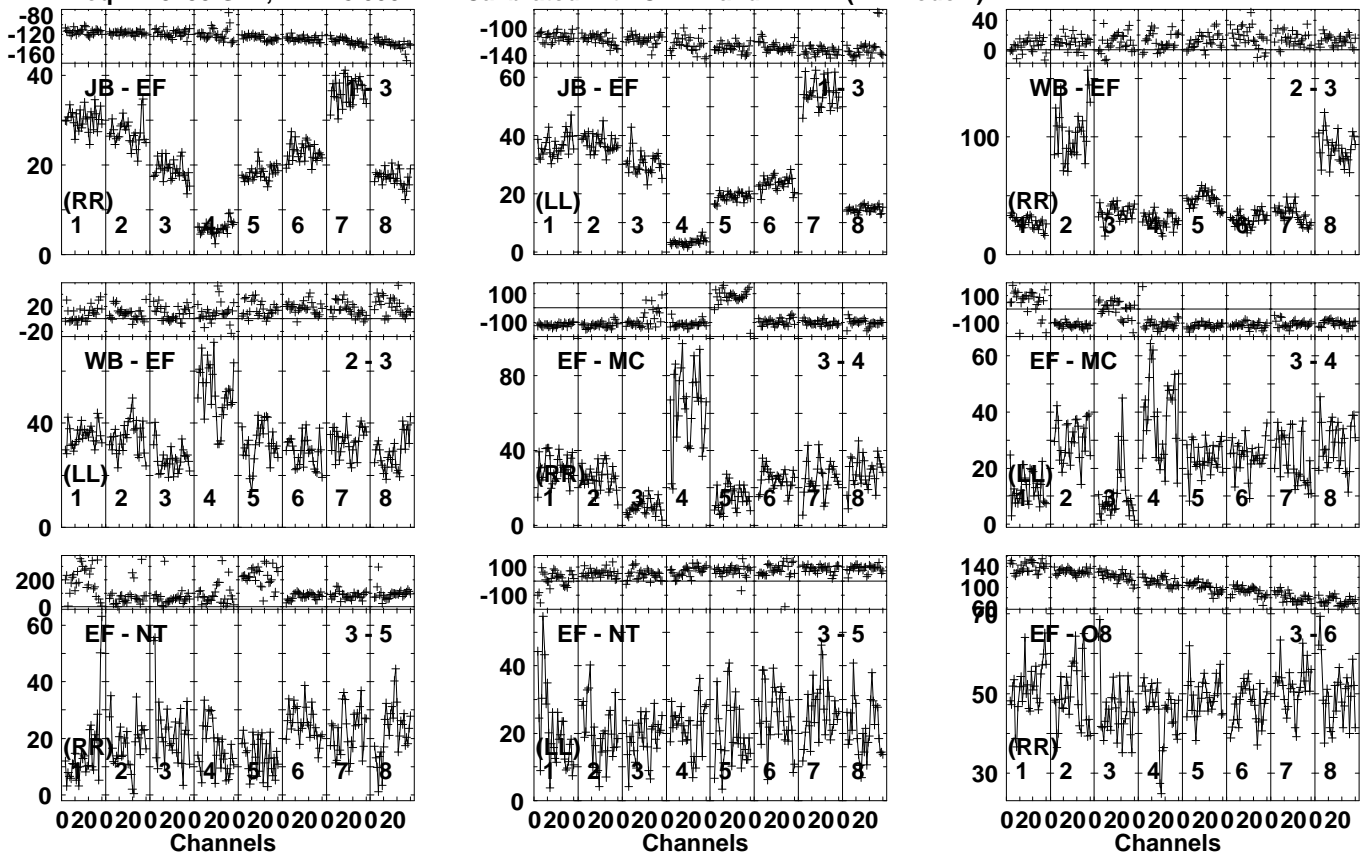


Lower frame: Ampl Jy Top frame: Phas deg
Vector averaged cross-power spectrum Several baselines displayed
Timerange: 00/09:33:11 to 00/09:35:09

Plot file version 276 created 30-AUG-2023 08:42:07

J1100+1002 GM081D 1.UVDATA.1

Freq = 1.3435 GHz, Bw = 8.000 MH Calibrated with CL # 4 and BP # 1 (BP mode 1)

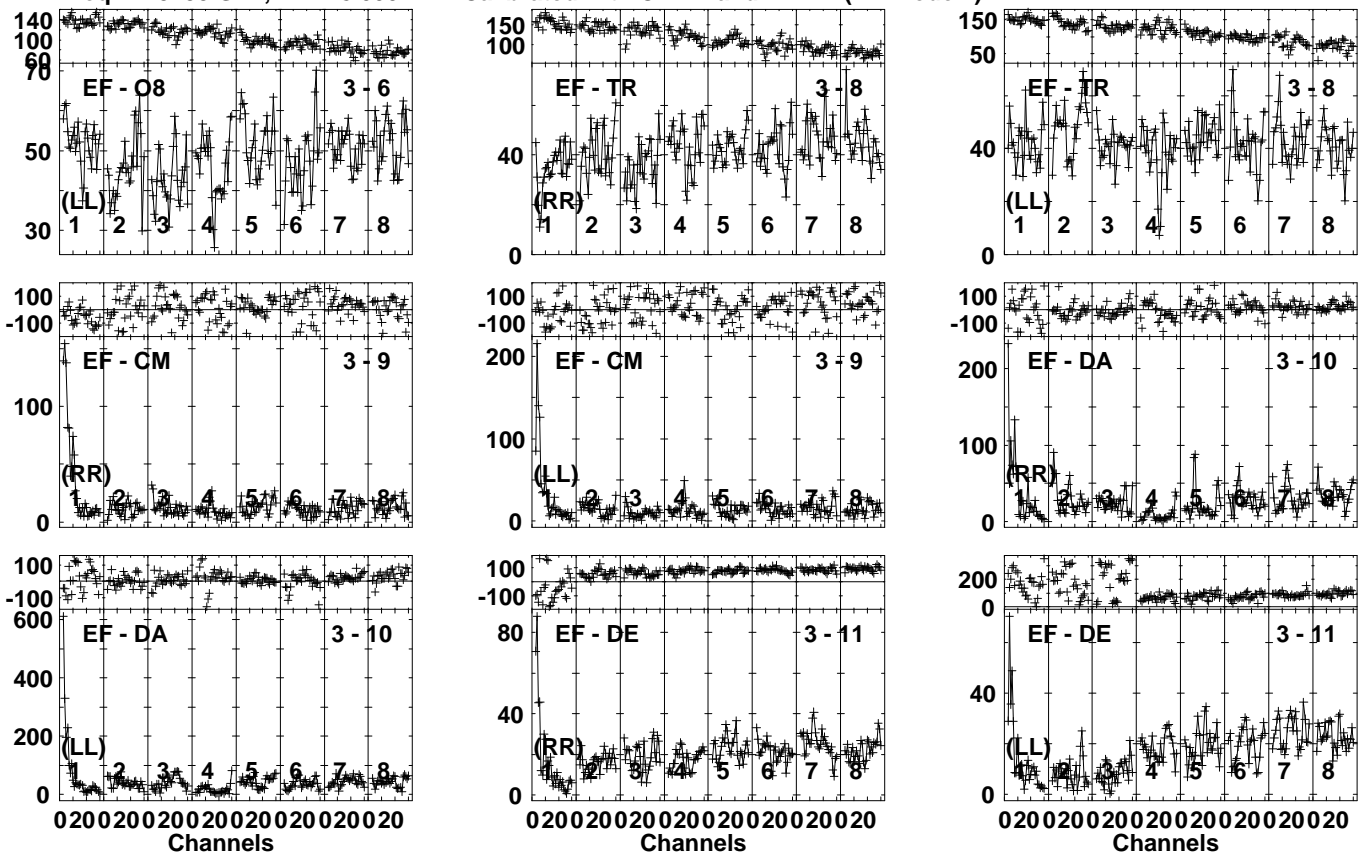


Lower frame: Milli Ampl Jy Top frame: Phas deg
 Vector averaged cross-power spectrum Several baselines displayed
 Timerange: 00/09:35:11 to 00/09:40:19

Plot file version 277 created 30-AUG-2023 08:42:08

J1100+1002 GM081D 1.UVDATA.1

Freq = 1.3435 GHz, Bw = 8.000 MH Calibrated with CL # 4 and BP # 1 (BP mode 1)

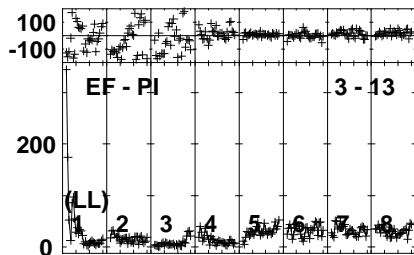
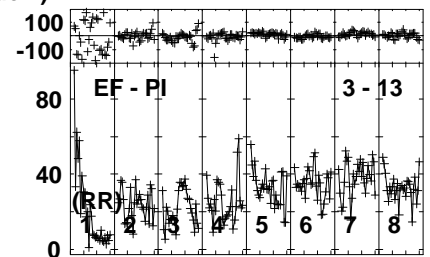
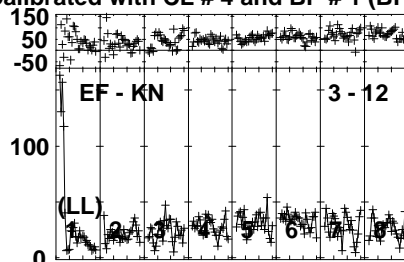
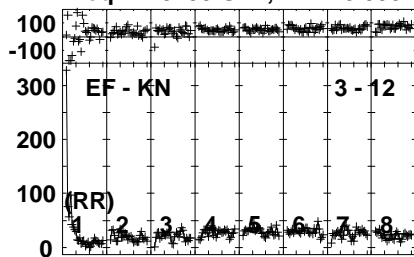


Lower frame: Milli Ampl Jy Top frame: Phas deg
Vector averaged cross-power spectrum Several baselines displayed
Timerange: 00/09:35:11 to 00/09:40:19

Plot file version 278 created 30-AUG-2023 08:42:08

J1100+1002 GM081D 1.UVDATA.1

Freq = 1.3435 GHz, Bw = 8.000 MH Calibrated with CL # 4 and BP # 1 (BP mode 1)

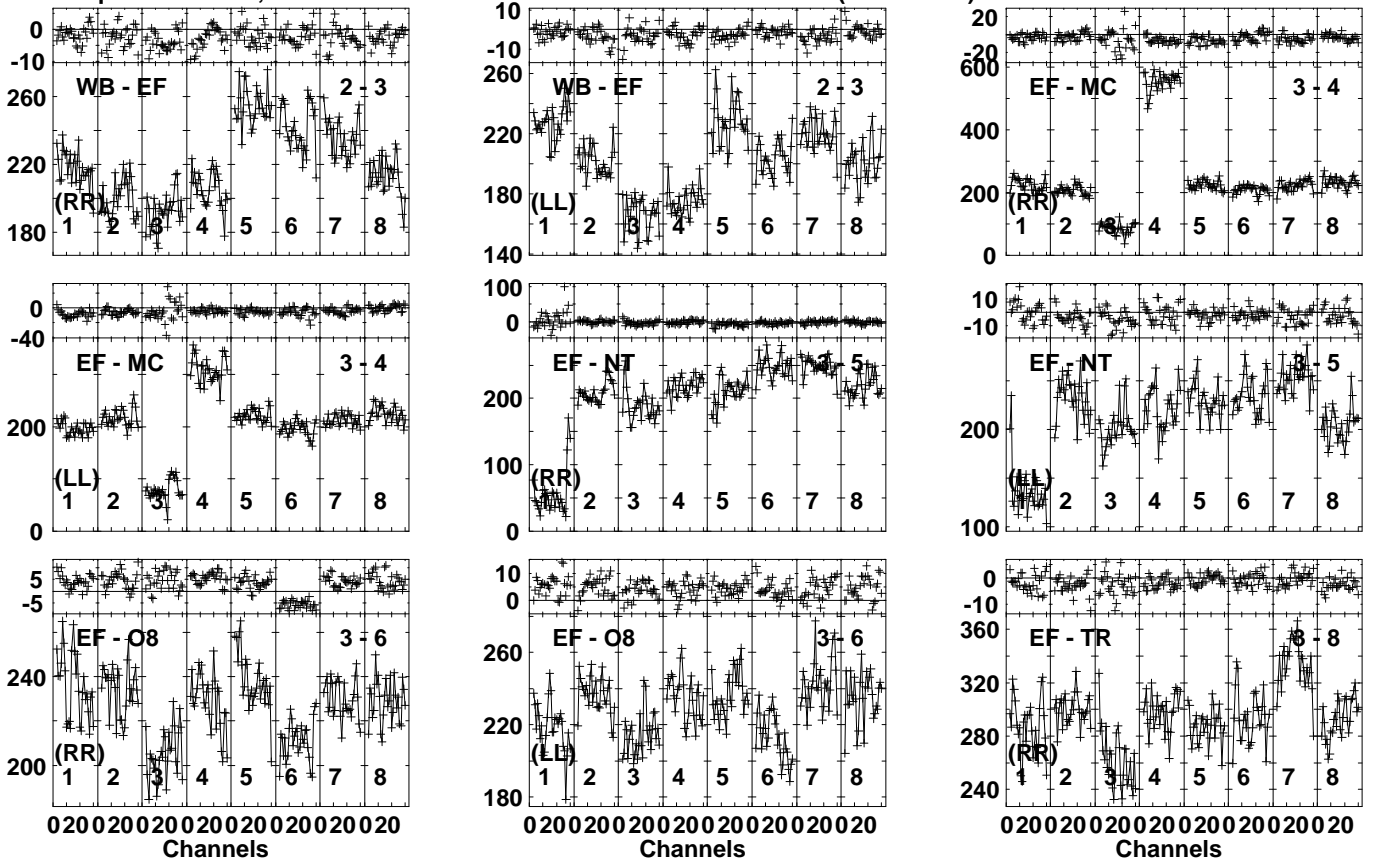


Lower frame: Milli Ampl Jy Top frame: Phas deg
Vector averaged cross-power spectrum Several baselines displayed
Timerange: 00/09:35:11 to 00/09:40:19

Plot file version 279 created 30-AUG-2023 08:42:12

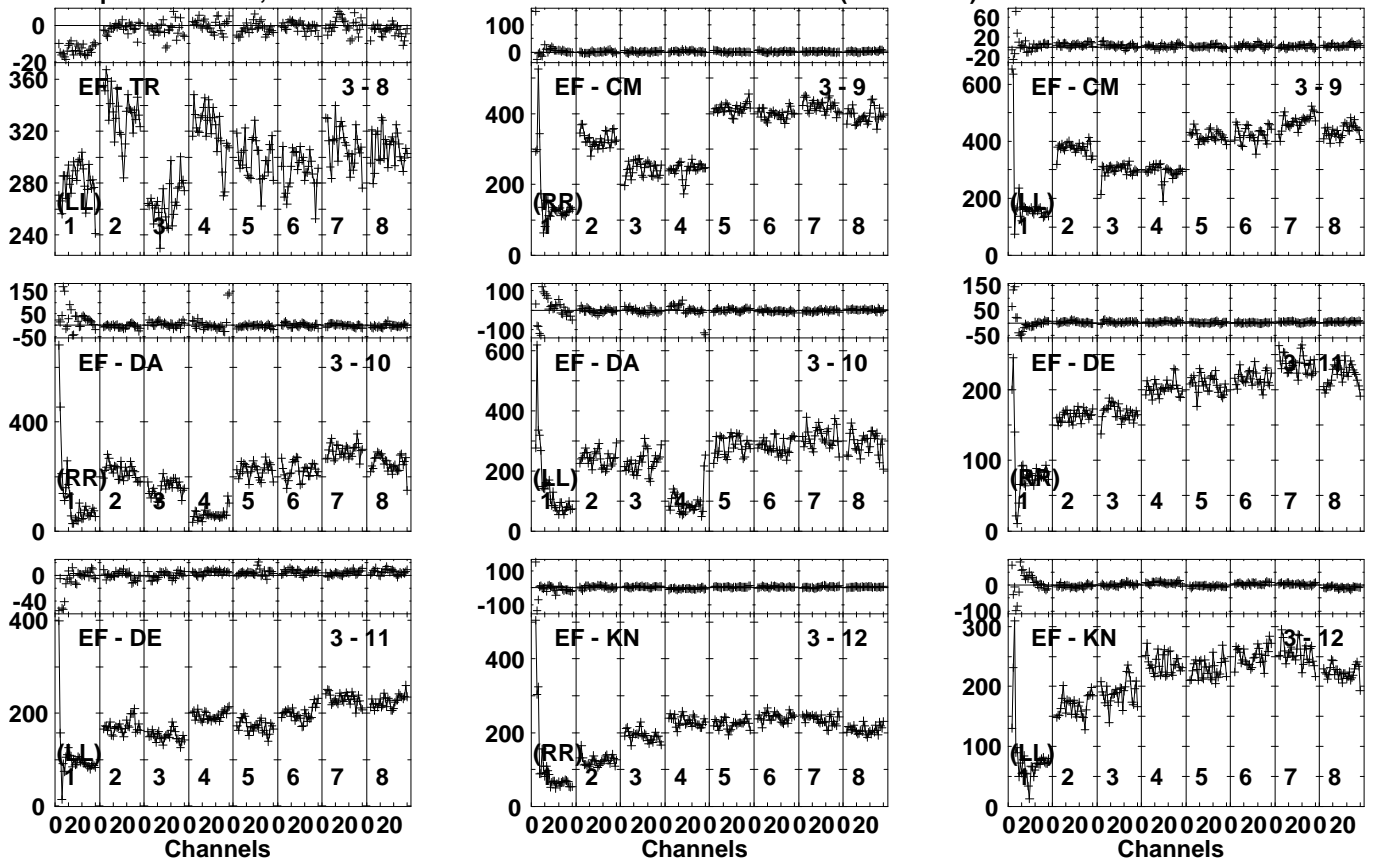
J1103+1158 GM081D 1.UVDATA.1

Freq = 1.3435 GHz, Bw = 8.000 MH Calibrated with CL # 4 and BP # 1 (BP mode 1)



Lower frame: Milli Ampl Jy Top frame: Phas deg
 Vector averaged cross-power spectrum Several baselines displayed
 Timerange: 00/09:40:51 to 00/09:42:19

Plot file version 280 created 30-AUG-2023 08:42:12
 J1103+1158 GM081D 1.UVDATA.1
 Freq = 1.3435 GHz, Bw = 8.000 MH Calibrated with CL # 4 and BP # 1 (BP mode 1)

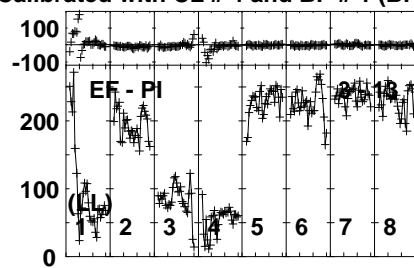
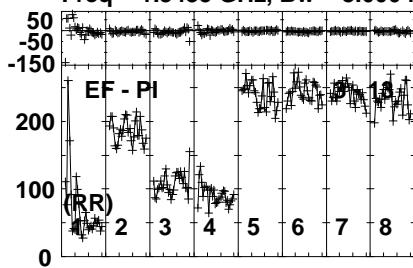


Lower frame: Milli Ampl Jy Top frame: Phas deg
 Vector averaged cross-power spectrum Several baselines displayed
 Timerange: 00/09:40:51 to 00/09:42:19

Plot file version 281 created 30-AUG-2023 08:42:13

J1103+1158 GM081D 1.UVDATA.1

Freq = 1.3435 GHz, Bw = 8.000 MH Calibrated with CL # 4 and BP # 1 (BP mode 1)

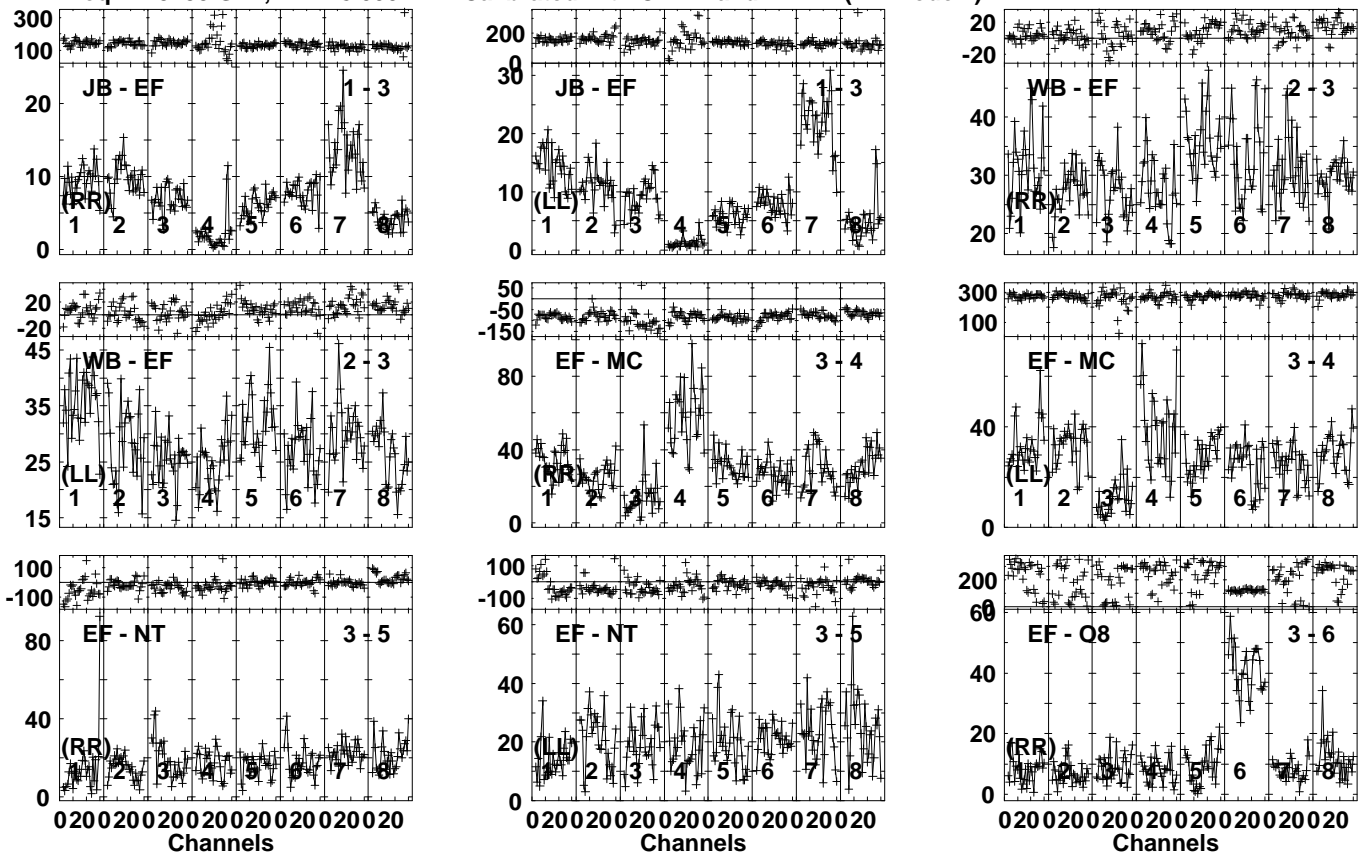


Lower frame: Milli Ampl Jy Top frame: Phas deg
Vector averaged cross-power spectrum Several baselines displayed
Timerange: 00/09:40:51 to 00/09:42:19

Plot file version 282 created 30-AUG-2023 08:42:15

J1100+1002 GM081D 1.UVDATA.1

Freq = 1.3435 GHz, Bw = 8.000 MH Calibrated with CL # 4 and BP # 1 (BP mode 1)

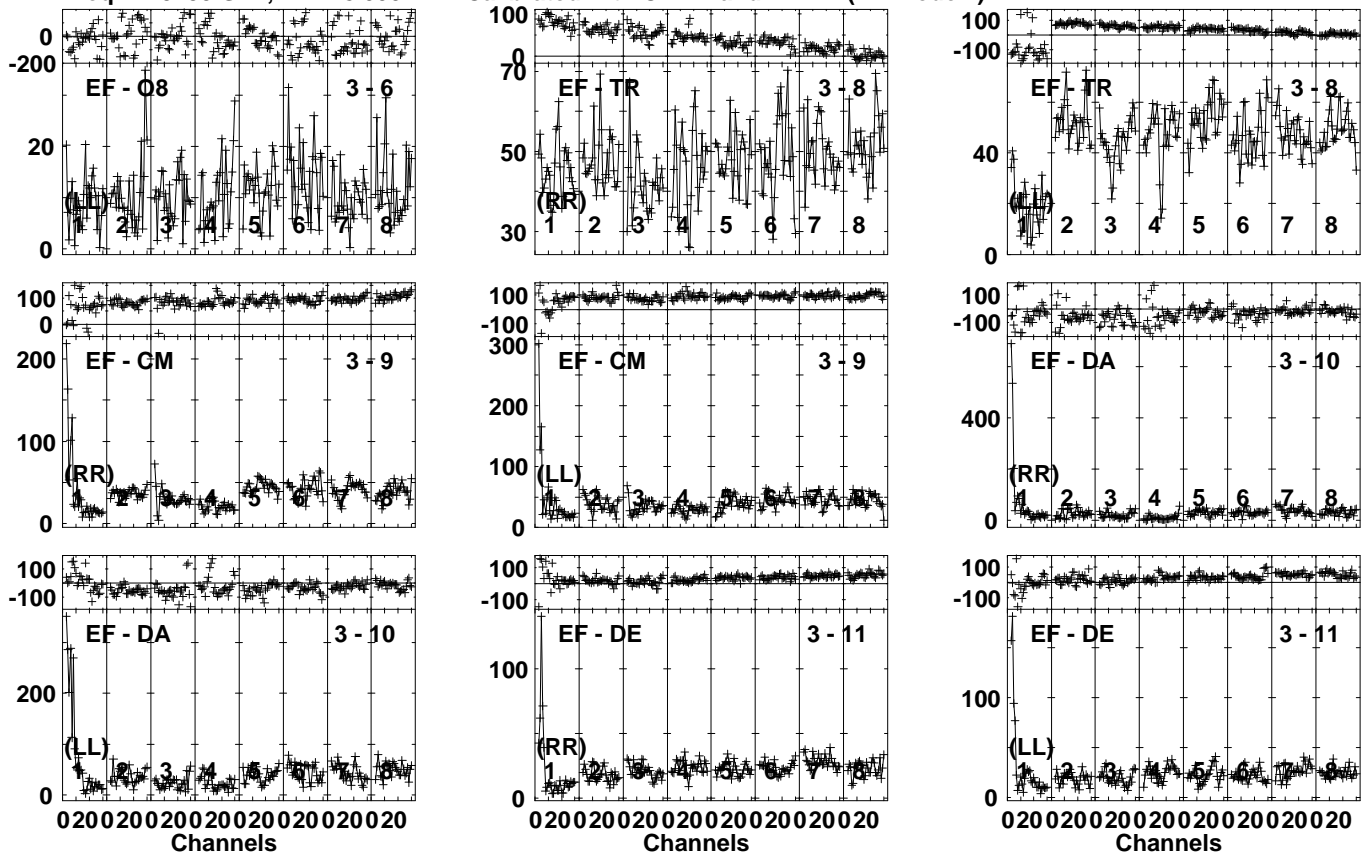


Lower frame: Milli Ampl Jy Top frame: Phas deg
Vector averaged cross-power spectrum Several baselines displayed
Timerange: 00/09:42:21 to 00/09:47:29

Plot file version 283 created 30-AUG-2023 08:42:16

J1100+1002 GM081D 1.UVDATA.1

Freq = 1.3435 GHz, Bw = 8.000 MH Calibrated with CL # 4 and BP # 1 (BP mode 1)

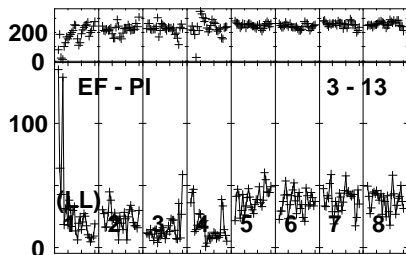
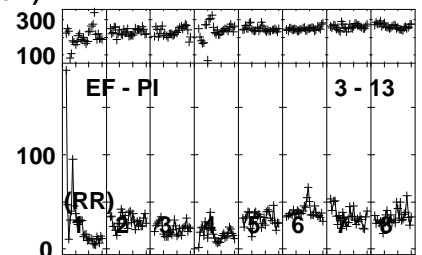
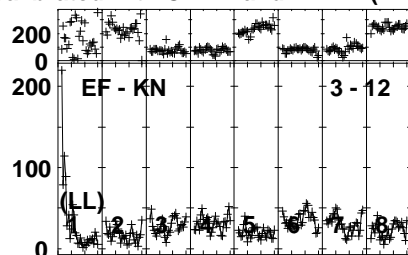
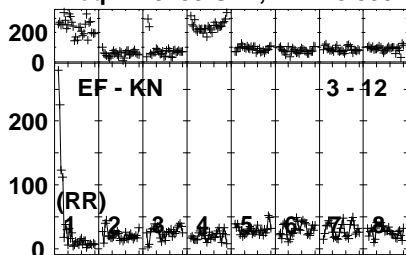


Lower frame: Milli Ampl Jy Top frame: Phas deg
Vector averaged cross-power spectrum Several baselines displayed
Timerange: 00/09:42:21 to 00/09:47:29

Plot file version 284 created 30-AUG-2023 08:42:17

J1100+1002 GM081D 1.UVDATA.1

Freq = 1.3435 GHz, Bw = 8.000 MH Calibrated with CL # 4 and BP # 1 (BP mode 1)

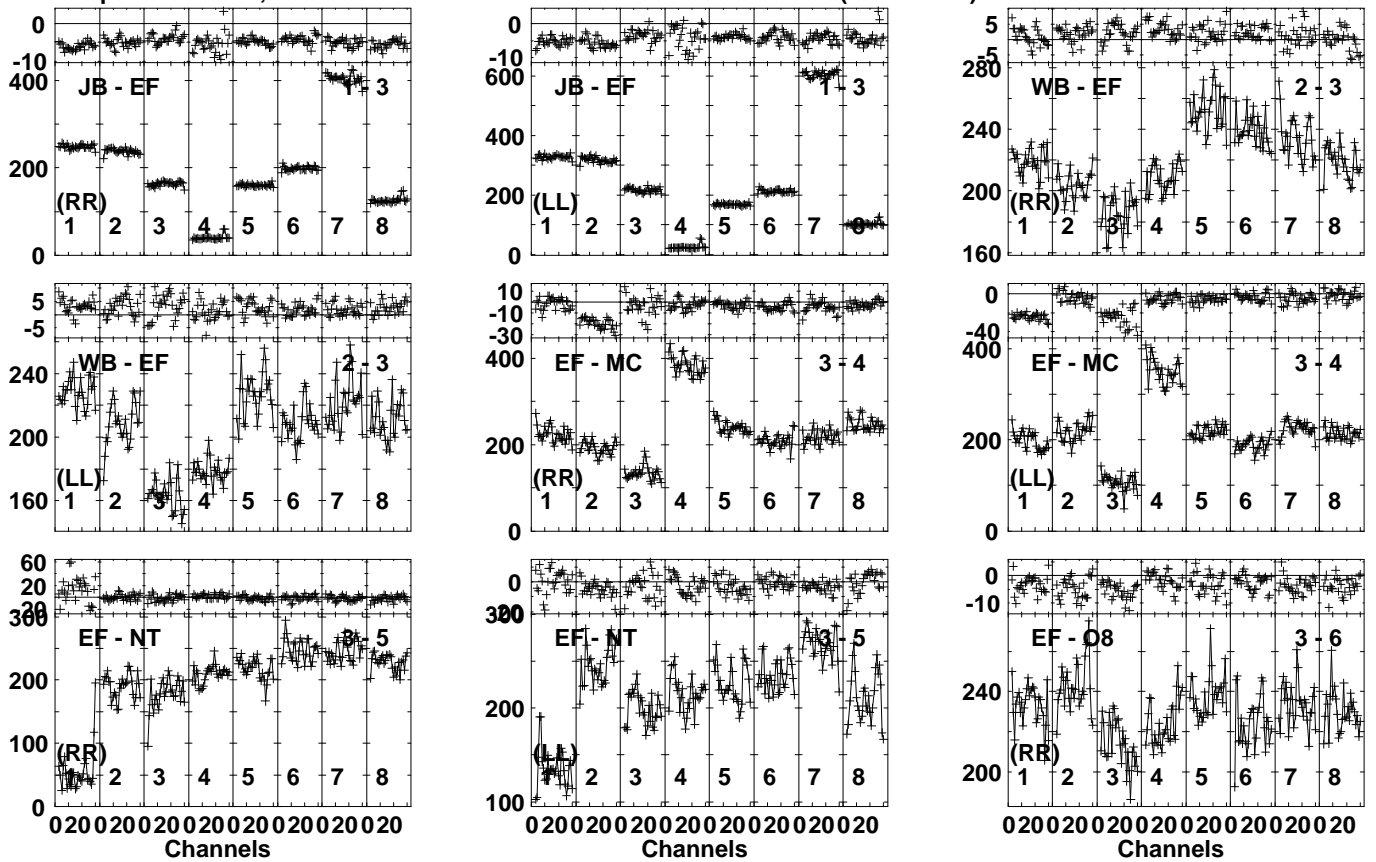


Lower frame: Milli Ampl Jy Top frame: Phas deg

Vector averaged cross-power spectrum Several baselines displayed

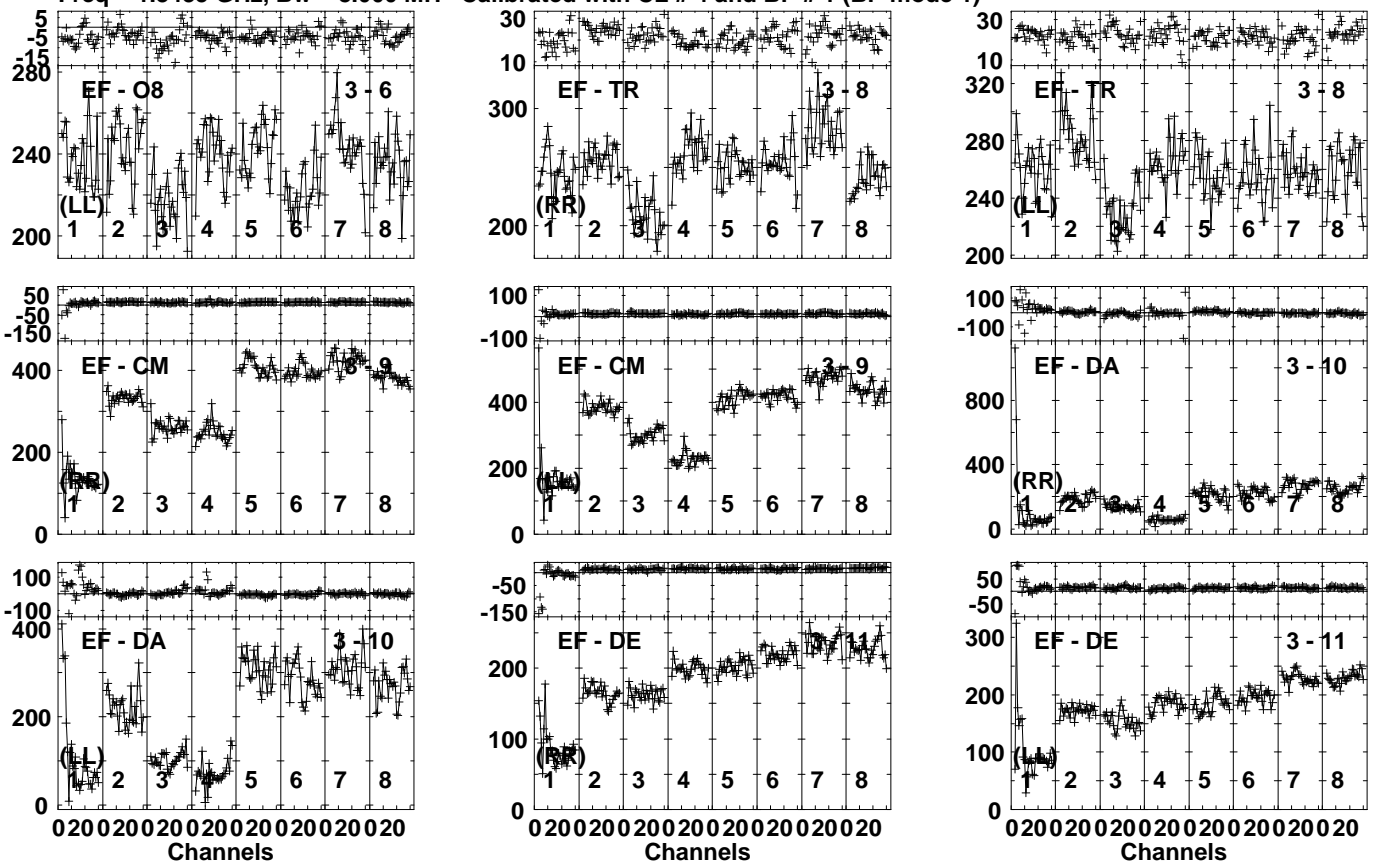
Timerange: 00/09:42:21 to 00/09:47:29

Plot file version 285 created 30-AUG-2023 08:42:20
 J1103+1158 GM081D 1.UVDATA.1
 Freq = 1.3435 GHz, Bw = 8.000 MH Calibrated with CL # 4 and BP # 1 (BP mode 1)



Lower frame: Milli Ampl Jy Top frame: Phas deg
 Vector averaged cross-power spectrum Several baselines displayed
 Timerange: 00/09:47:31 to 00/09:49:29

Plot file version 286 created 30-AUG-2023 08:42:20
 J1103+1158 GM081D 1.UVDATA.1
 Freq = 1.3435 GHz, Bw = 8.000 MH Calibrated with CL # 4 and BP # 1 (BP mode 1)

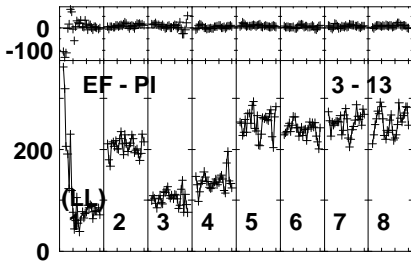
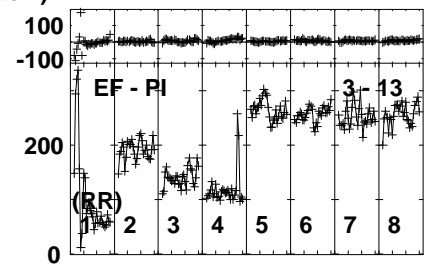
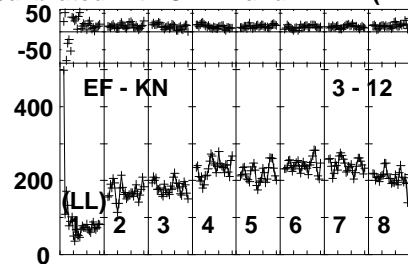
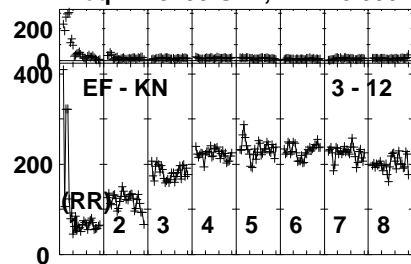


Lower frame: Milli Ampl Jy Top frame: Phas deg
 Vector averaged cross-power spectrum Several baselines displayed
 Timerange: 00/09:47:31 to 00/09:49:29

Plot file version 287 created 30-AUG-2023 08:42:21

J1103+1158 GM081D 1.UVDATA.1

Freq = 1.3435 GHz, Bw = 8.000 MH Calibrated with CL # 4 and BP # 1 (BP mode 1)

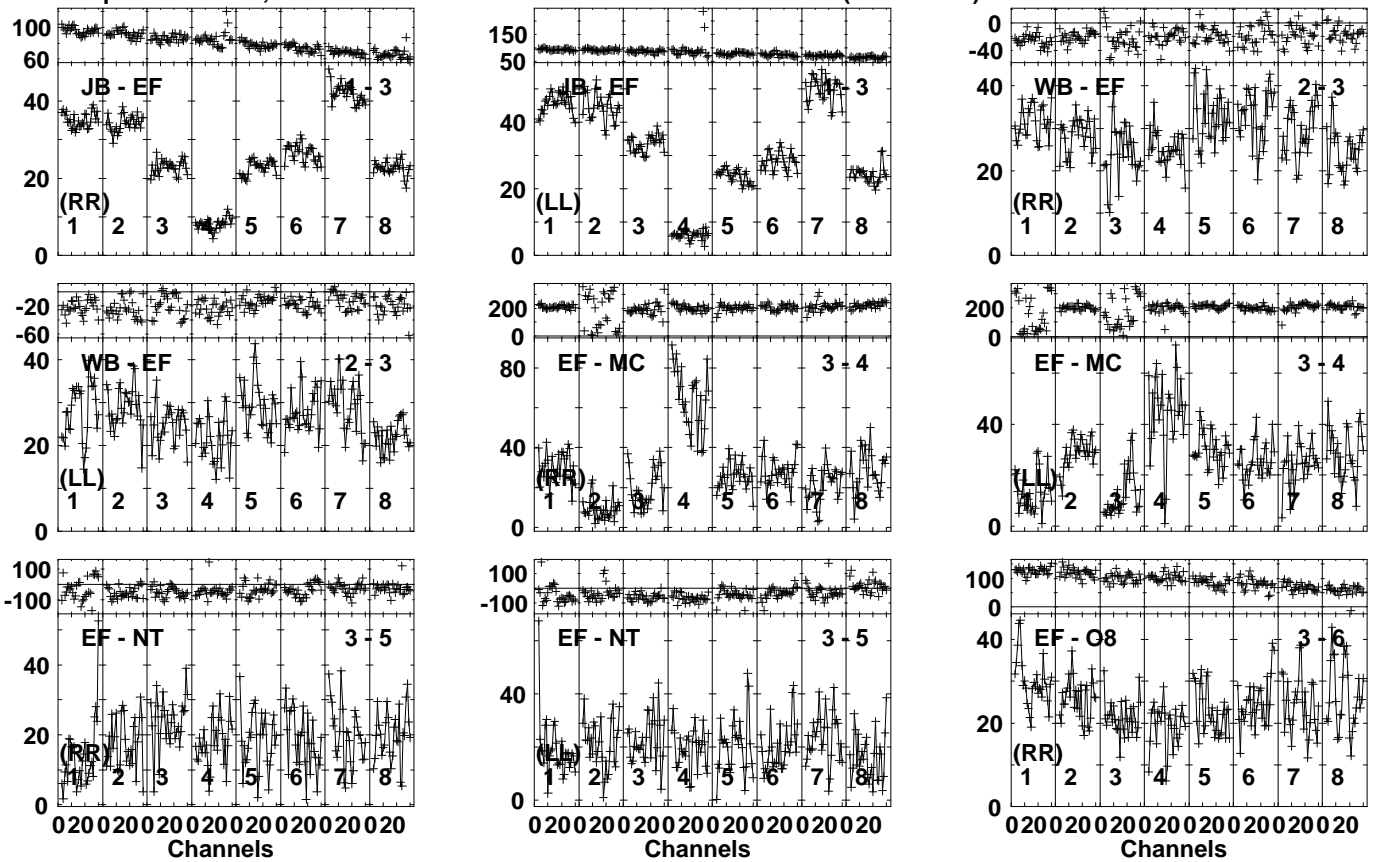


Lower frame: Milli Ampl Jy Top frame: Phas deg

Vector averaged cross-power spectrum Several baselines displayed

Timerange: 00/09:47:31 to 00/09:49:29

Plot file version 288 created 30-AUG-2023 08:42:24
 J1100+1002 GM081D 1.UVDATA.1
 Freq = 1.3435 GHz, Bw = 8.000 MH Calibrated with CL # 4 and BP # 1 (BP mode 1)

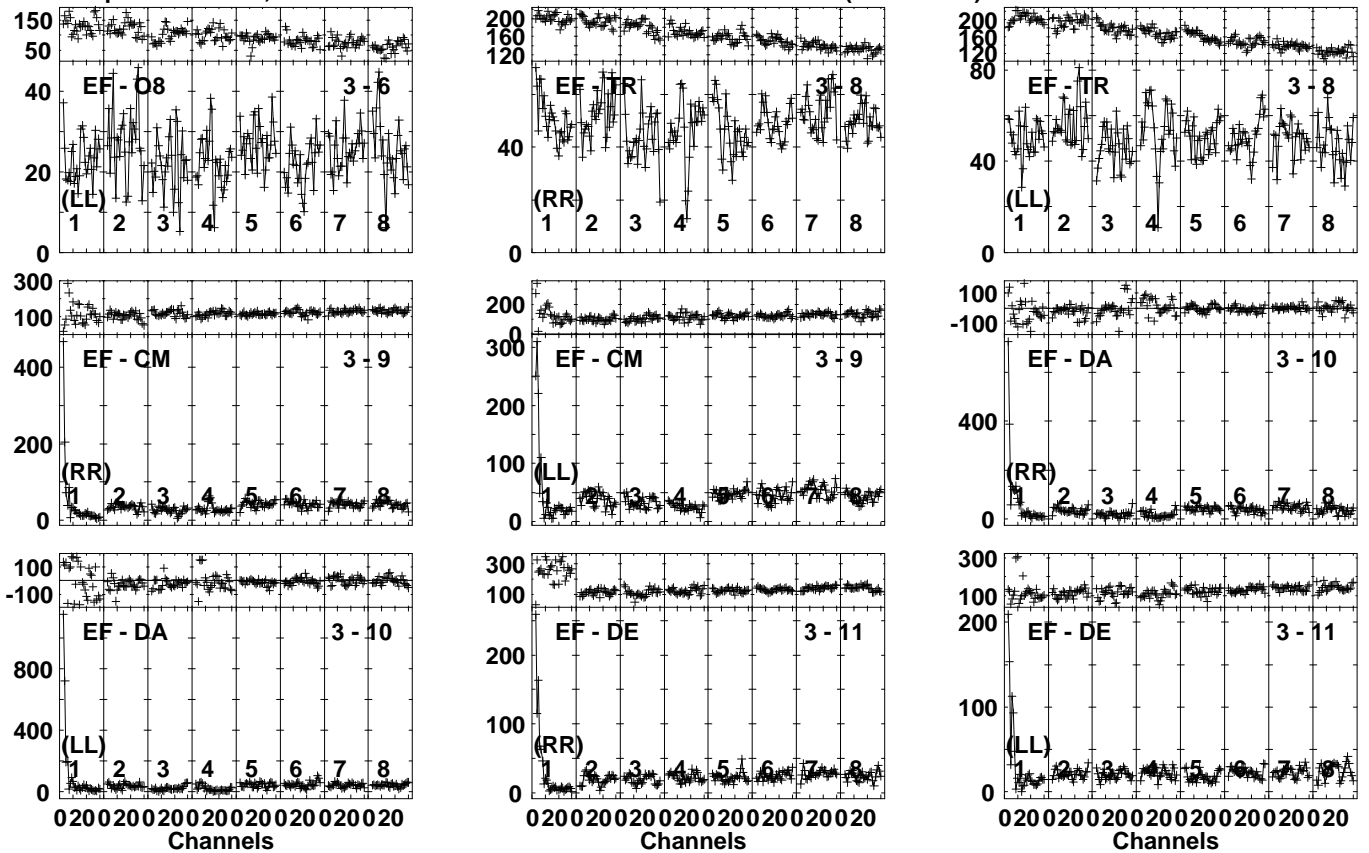


Lower frame: Milli Ampl Jy Top frame: Phas deg
 Vector averaged cross-power spectrum Several baselines displayed
 Timerange: 00/09:49:31 to 00/09:54:39

Plot file version 289 created 30-AUG-2023 08:42:24

J1100+1002 GM081D 1.UVDATA.1

Freq = 1.3435 GHz, Bw = 8.000 MH Calibrated with CL # 4 and BP # 1 (BP mode 1)

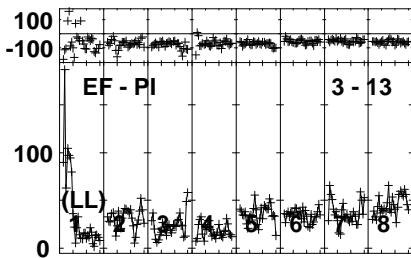
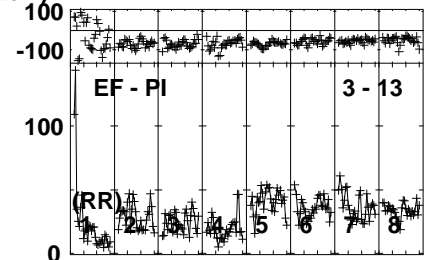
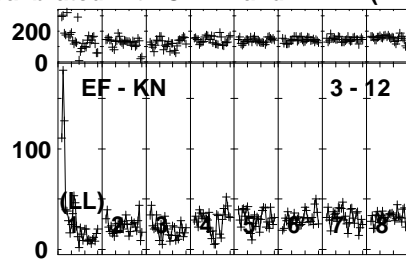
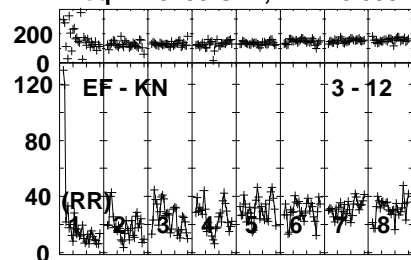


Lower frame: Milli Ampl Jy Top frame: Phas deg
Vector averaged cross-power spectrum Several baselines displayed
Timerange: 00/09:49:31 to 00/09:54:39

Plot file version 290 created 30-AUG-2023 08:42:25

J1100+1002 GM081D 1.UVDATA.1

Freq = 1.3435 GHz, Bw = 8.000 MH Calibrated with CL # 4 and BP # 1 (BP mode 1)

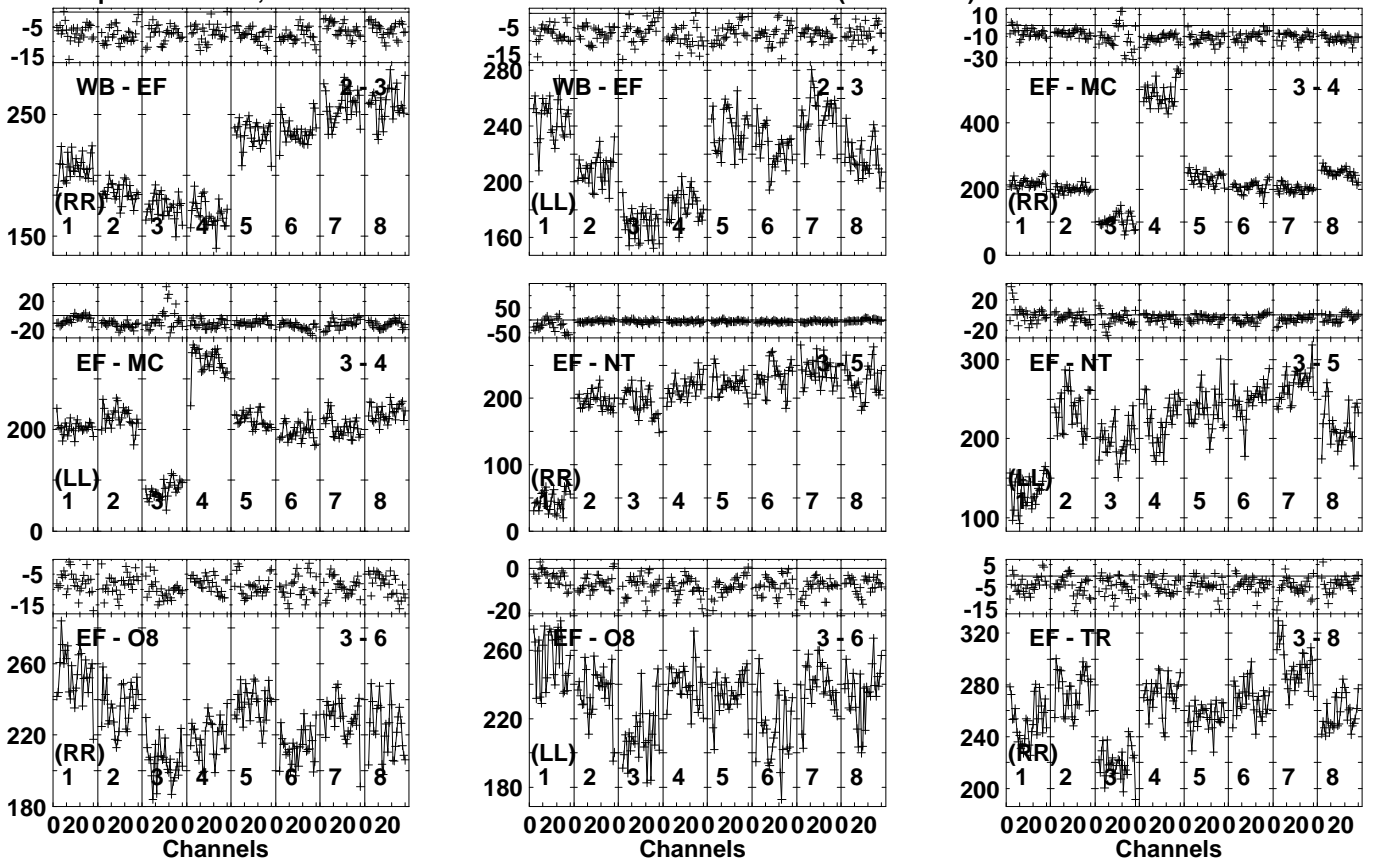


Lower frame: Milli Ampl Jy Top frame: Phas deg
Vector averaged cross-power spectrum Several baselines displayed
Timerange: 00/09:49:31 to 00/09:54:39

Plot file version 291 created 30-AUG-2023 08:42:28

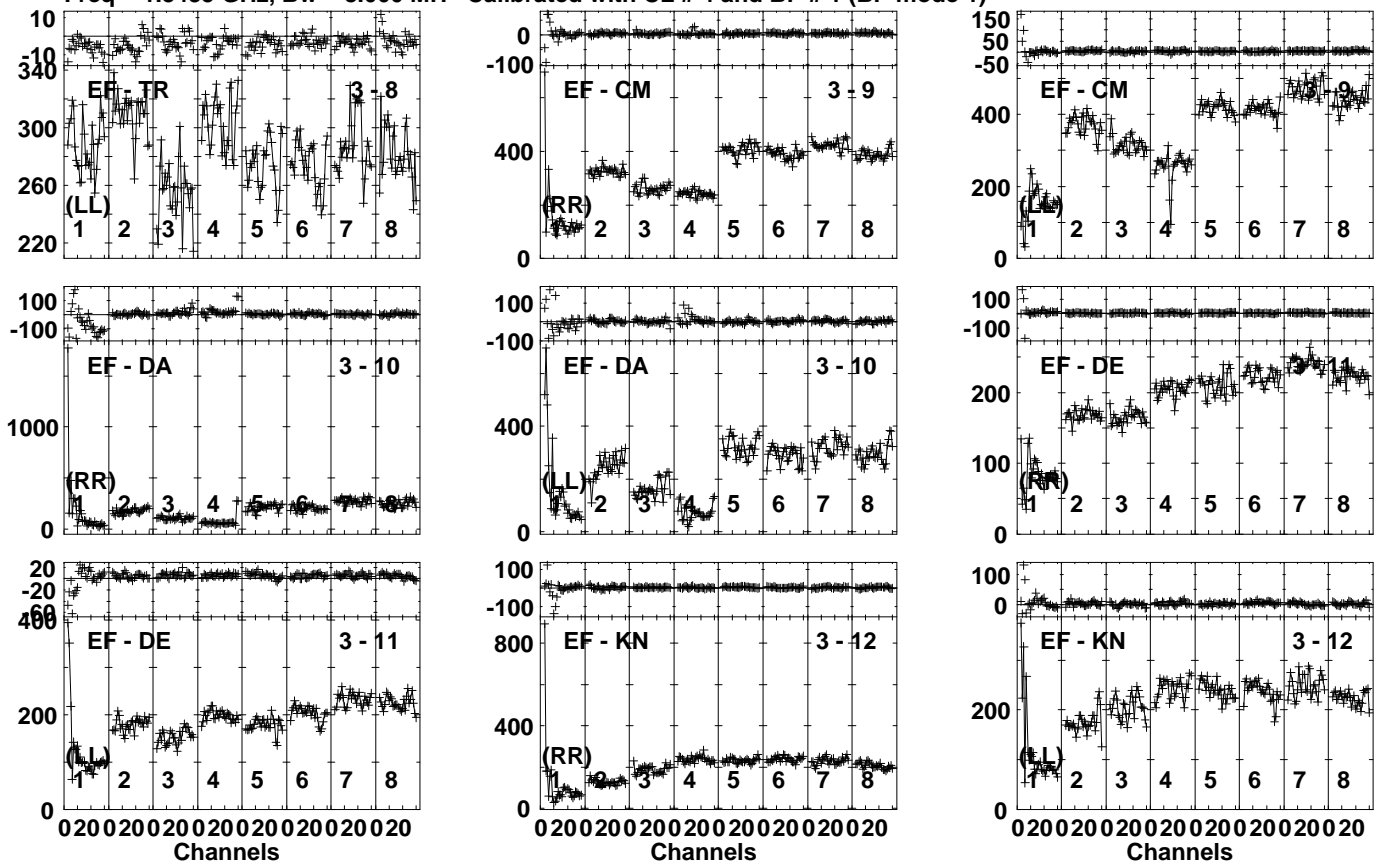
J1103+1158 GM081D 1.UVDATA.1

Freq = 1.3435 GHz, Bw = 8.000 MH Calibrated with CL # 4 and BP # 1 (BP mode 1)



Lower frame: Milli Ampl Jy Top frame: Phas deg
Vector averaged cross-power spectrum Several baselines displayed
Timerange: 00/09:55:11 to 00/09:56:39

Plot file version 292 created 30-AUG-2023 08:42:29
 J1103+1158 GM081D 1.UVDATA.1
 Freq = 1.3435 GHz, Bw = 8.000 MH Calibrated with CL # 4 and BP # 1 (BP mode 1)

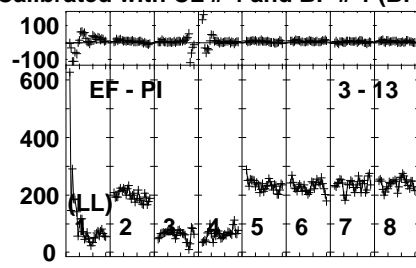
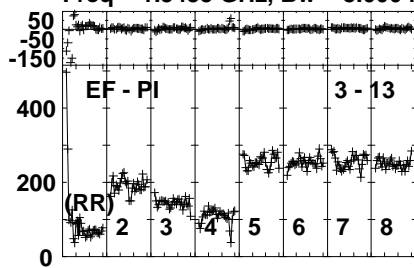


Lower frame: Milli Ampl Jy Top frame: Phas deg
 Vector averaged cross-power spectrum Several baselines displayed
 Timerange: 00/09:55:11 to 00/09:56:39

Plot file version 293 created 30-AUG-2023 08:42:29

J1103+1158 GM081D 1.UVDATA.1

Freq = 1.3435 GHz, Bw = 8.000 MH Calibrated with CL # 4 and BP # 1 (BP mode 1)

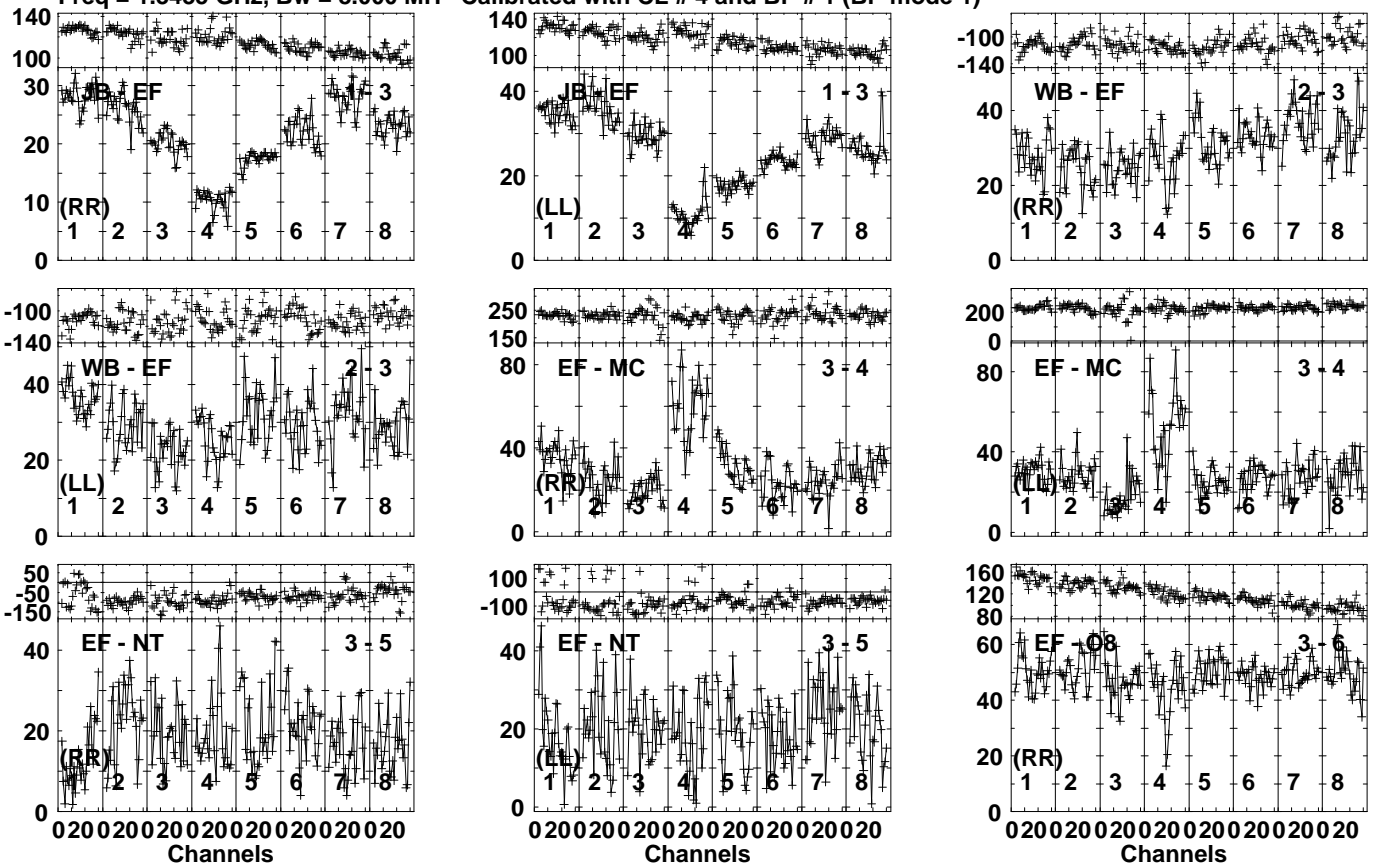


Lower frame: Milli Ampl Jy Top frame: Phas deg
Vector averaged cross-power spectrum Several baselines displayed
Timerange: 00/09:55:11 to 00/09:56:39

Plot file version 294 created 30-AUG-2023 08:42:32

J1100+1002 GM081D 1.UVDATA.1

Freq = 1.3435 GHz, Bw = 8.000 MH Calibrated with CL # 4 and BP # 1 (BP mode 1)

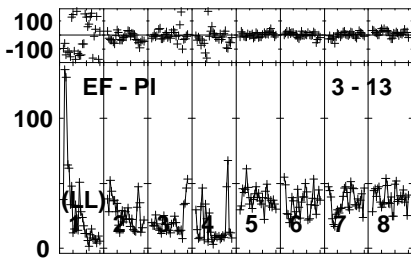
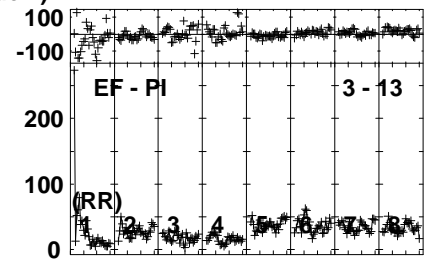
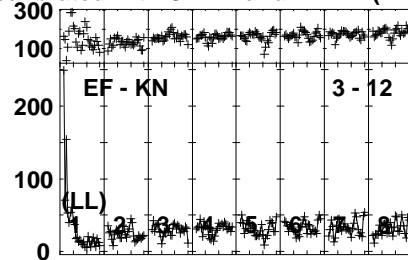
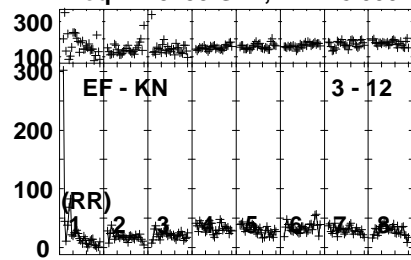


Lower frame: Milli Ampl Jy Top frame: Phas deg
 Vector averaged cross-power spectrum Several baselines displayed
 Timerange: 00/09:56:41 to 00/10:01:49

Plot file version 296 created 30-AUG-2023 08:42:34

J1100+1002 GM081D 1.UVDATA.1

Freq = 1.3435 GHz, Bw = 8.000 MH Calibrated with CL # 4 and BP # 1 (BP mode 1)

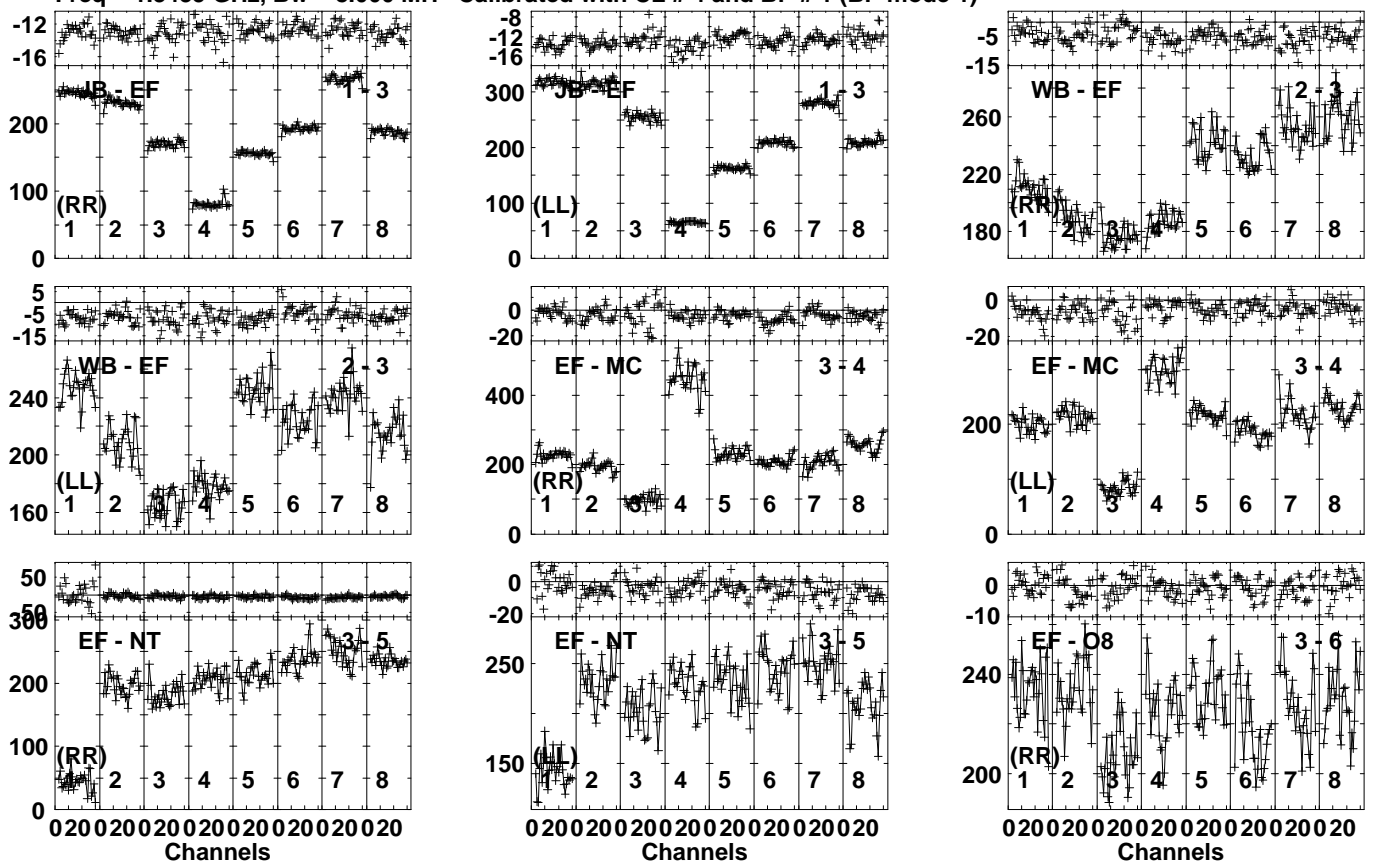


Lower frame: Milli Ampl Jy Top frame: Phas deg

Vector averaged cross-power spectrum Several baselines displayed

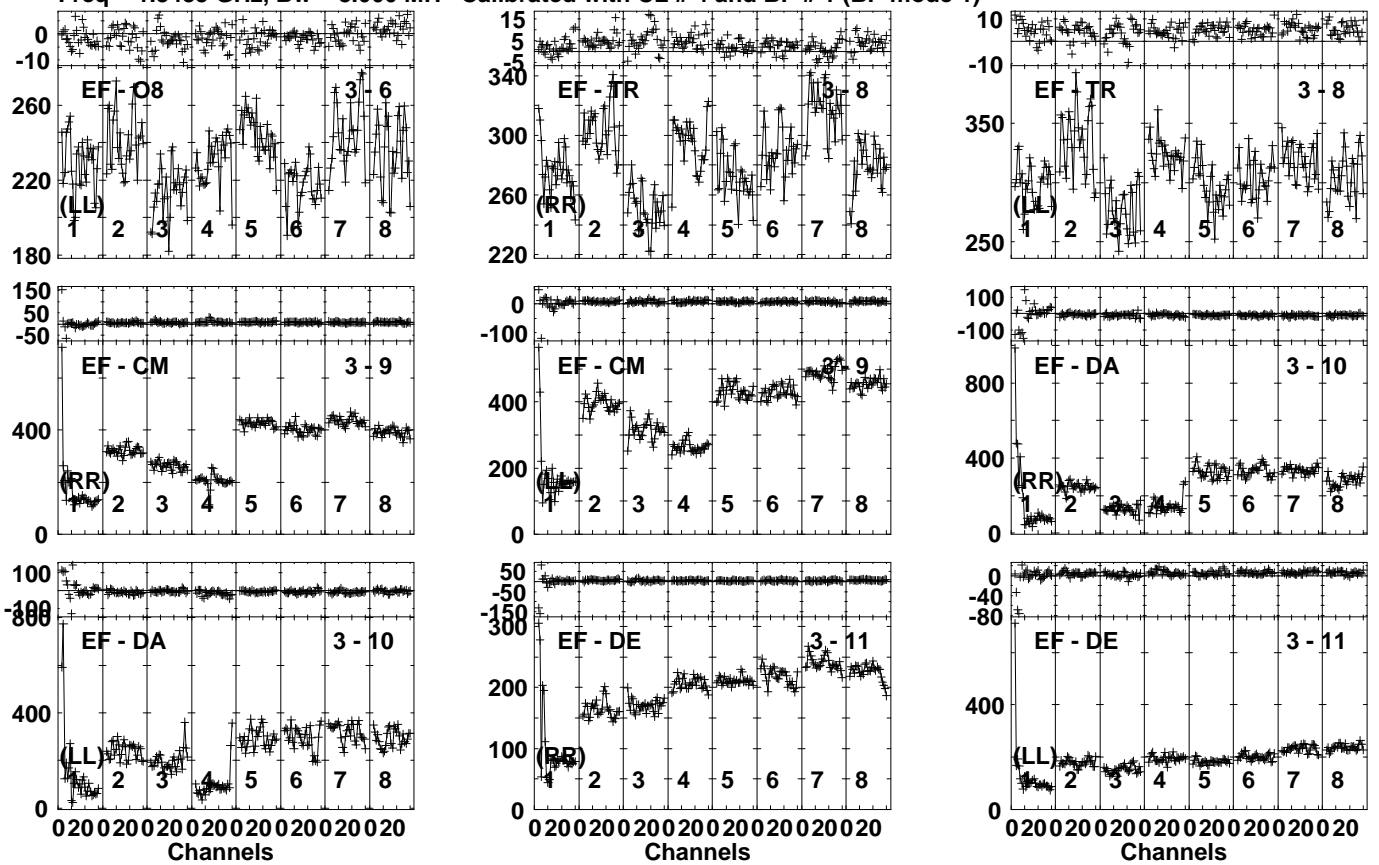
Timerange: 00/09:56:41 to 00/10:01:49

Plot file version 297 created 30-AUG-2023 08:42:37
 J1103+1158 GM081D 1.UVDATA.1
 Freq = 1.3435 GHz, Bw = 8.000 MH Calibrated with CL # 4 and BP # 1 (BP mode 1)



Lower frame: Milli Ampl Jy Top frame: Phas deg
 Vector averaged cross-power spectrum Several baselines displayed
 Timerange: 00/10:01:51 to 00/10:03:49

Plot file version 298 created 30-AUG-2023 08:42:37
 J1103+1158 GM081D 1.UVDATA.1
 Freq = 1.3435 GHz, Bw = 8.000 MH Calibrated with CL # 4 and BP # 1 (BP mode 1)

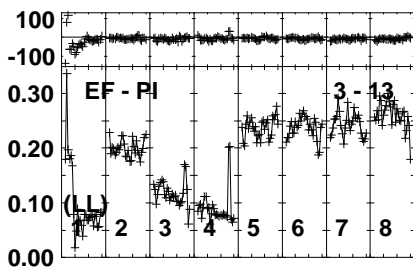
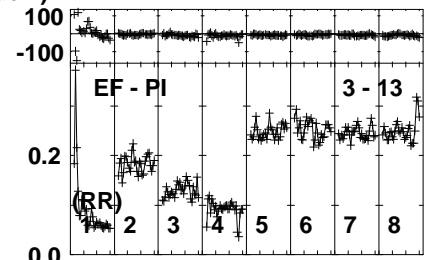
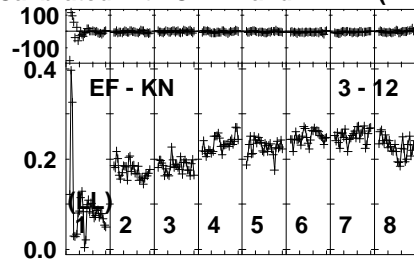
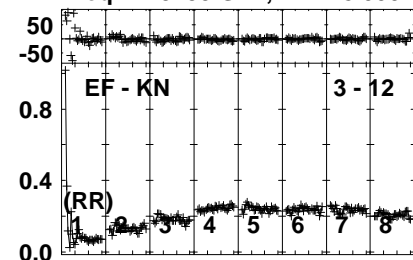


Lower frame: Milli Ampl Jy Top frame: Phas deg
 Vector averaged cross-power spectrum Several baselines displayed
 Timerange: 00/10:01:51 to 00/10:03:49

Plot file version 299 created 30-AUG-2023 08:42:38

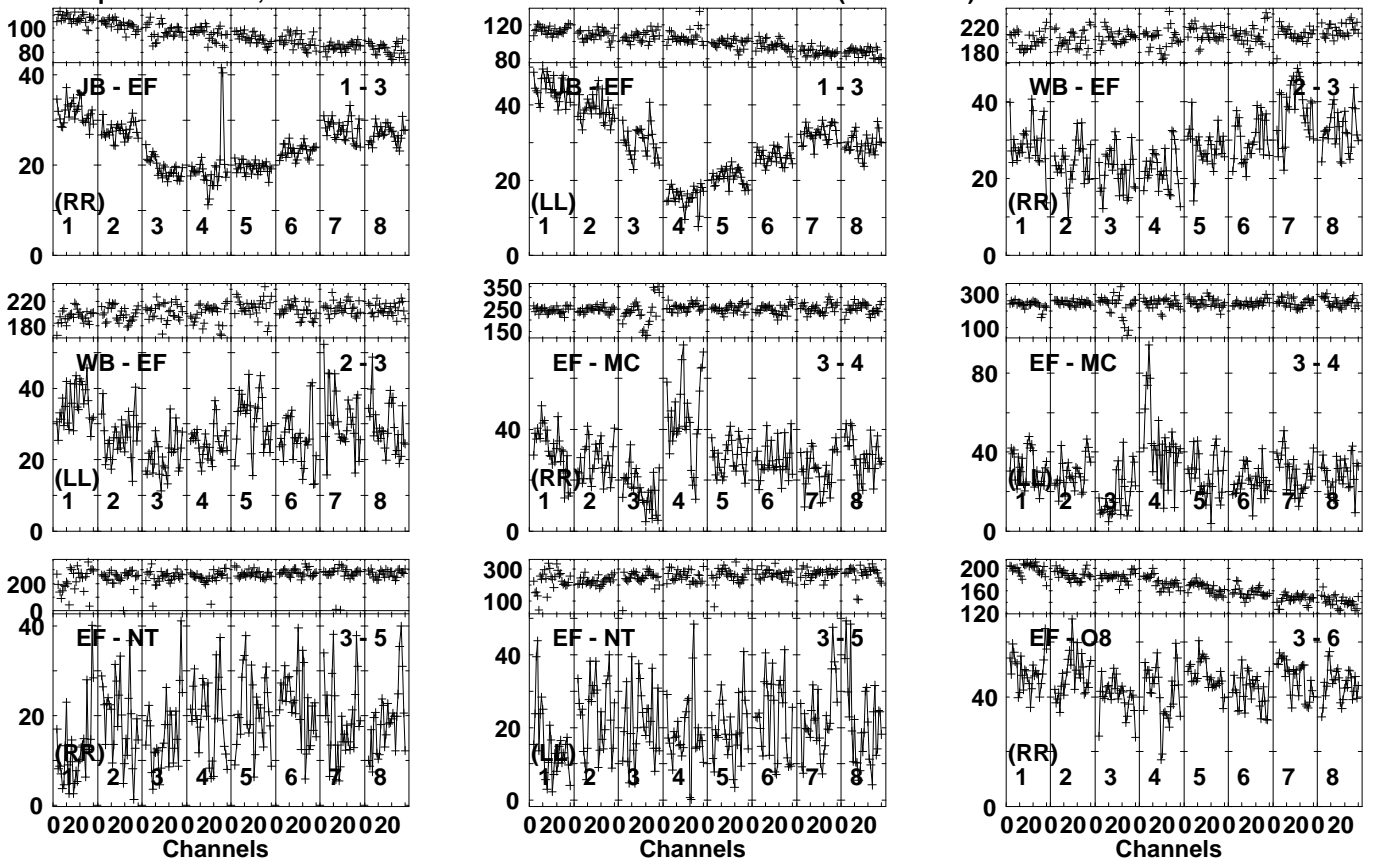
J1103+1158 GM081D 1.UVDATA.1

Freq = 1.3435 GHz, Bw = 8.000 MH Calibrated with CL # 4 and BP # 1 (BP mode 1)



Lower frame: Ampl Jy Top frame: Phas deg
Vector averaged cross-power spectrum Several baselines displayed
Timerange: 00/10:01:51 to 00/10:03:49

Plot file version 300 created 30-AUG-2023 08:42:41
 J1100+1002 GM081D 1.UVDATA.1
 Freq = 1.3435 GHz, Bw = 8.000 MH Calibrated with CL # 4 and BP # 1 (BP mode 1)

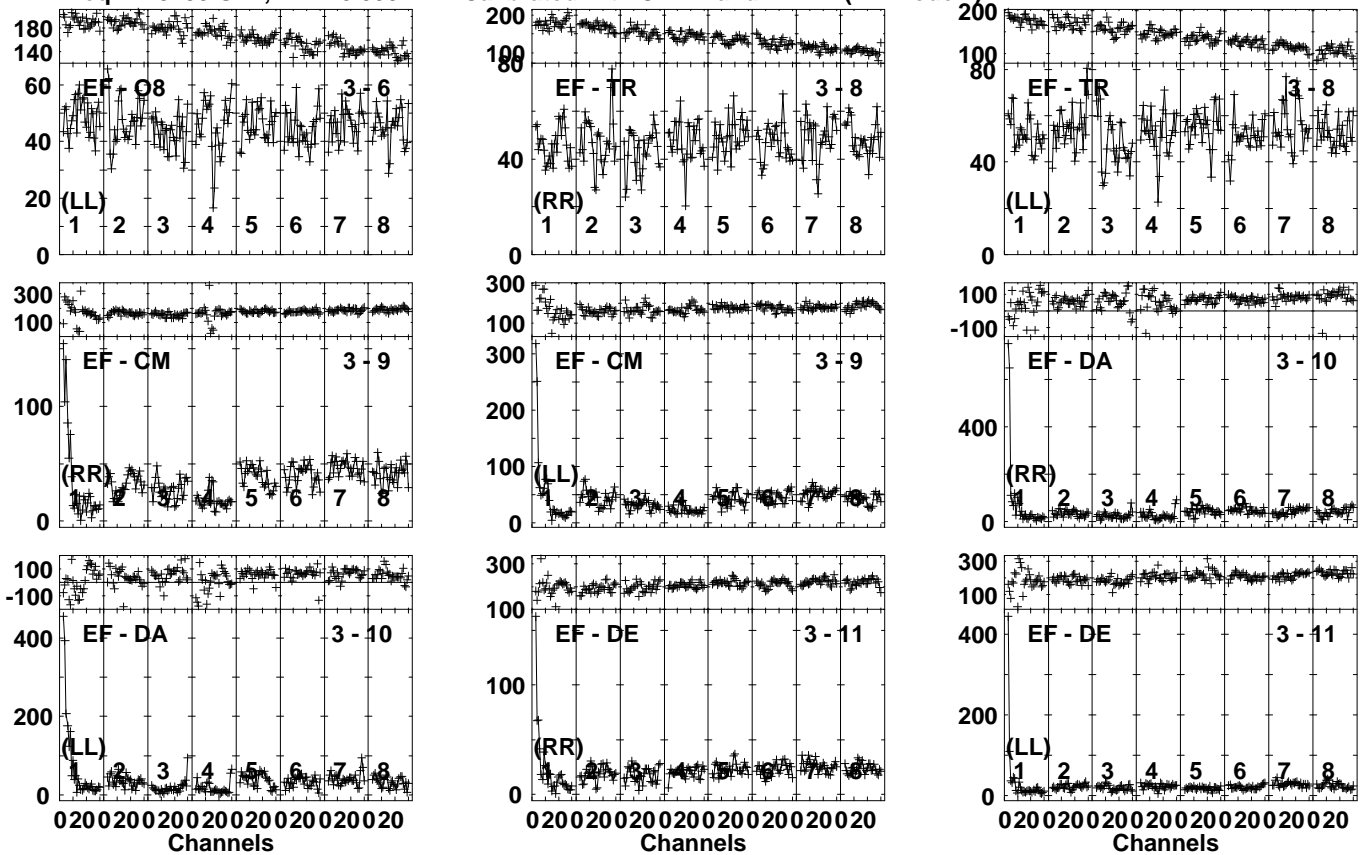


Lower frame: Milli Ampl Jy Top frame: Phas deg
 Vector averaged cross-power spectrum Several baselines displayed
 Timerange: 00/10:03:51 to 00/10:08:59

Plot file version 301 created 30-AUG-2023 08:42:42

J1100+1002 GM081D 1.UVDATA.1

Freq = 1.3435 GHz, Bw = 8.000 MH Calibrated with CL # 4 and BP # 1 (BP mode 1)

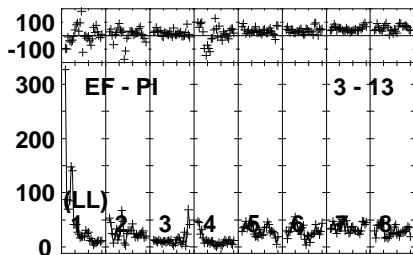
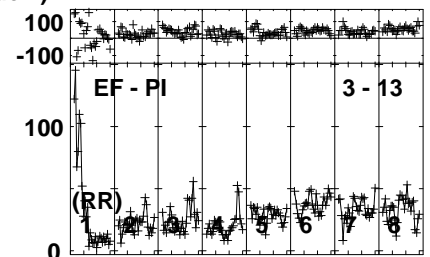
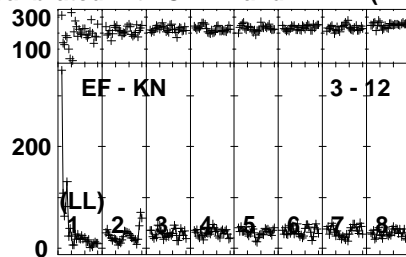
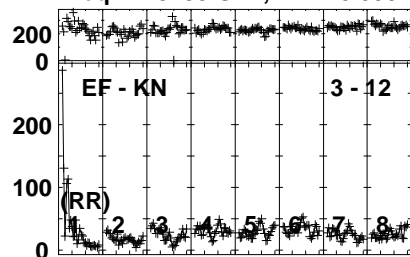


Lower frame: Milli Ampl Jy Top frame: Phas deg
Vector averaged cross-power spectrum Several baselines displayed
Timerange: 00/10:03:51 to 00/10:08:59

Plot file version 302 created 30-AUG-2023 08:42:42

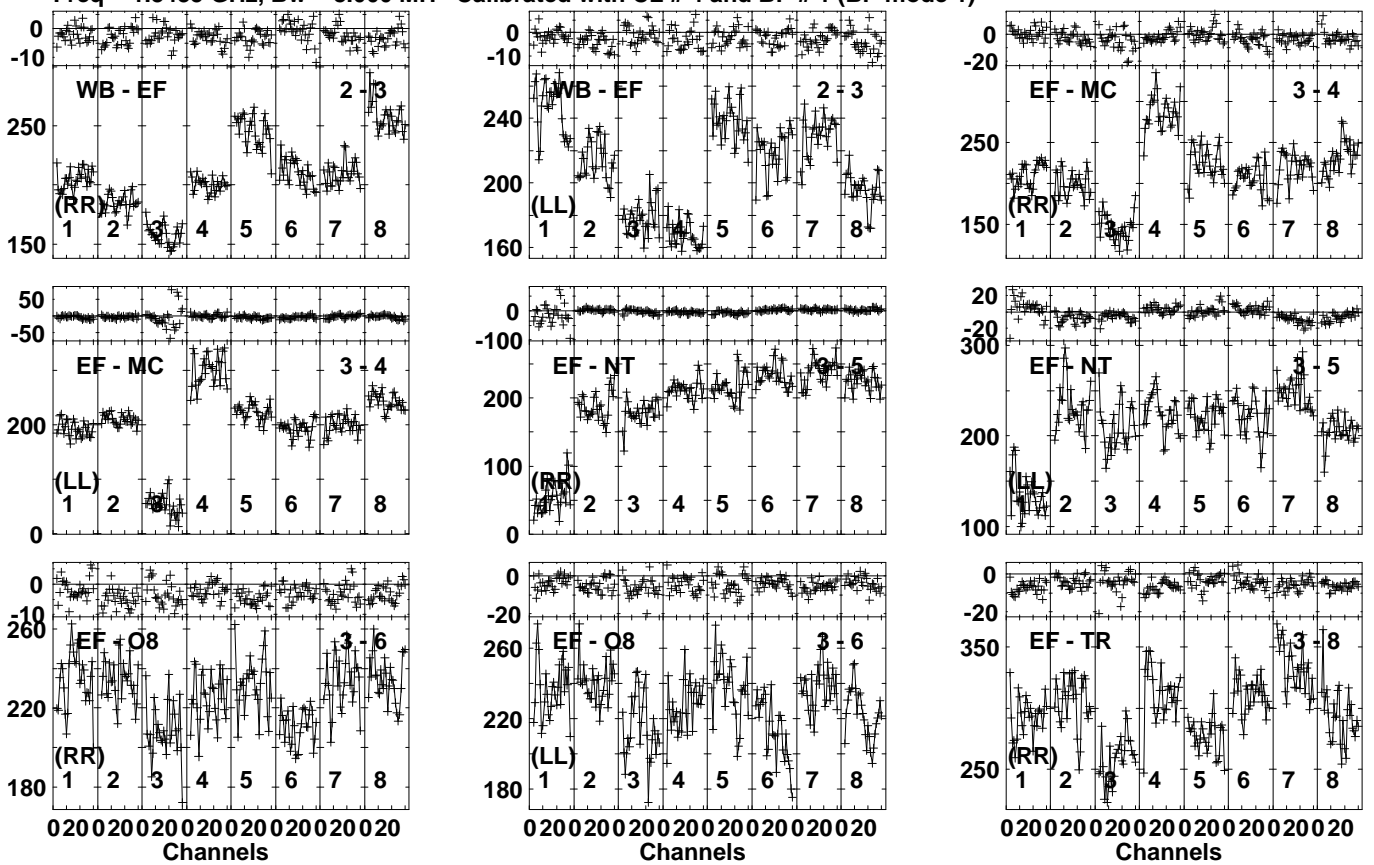
J1100+1002 GM081D 1.UVDATA.1

Freq = 1.3435 GHz, Bw = 8.000 MH Calibrated with CL # 4 and BP # 1 (BP mode 1)



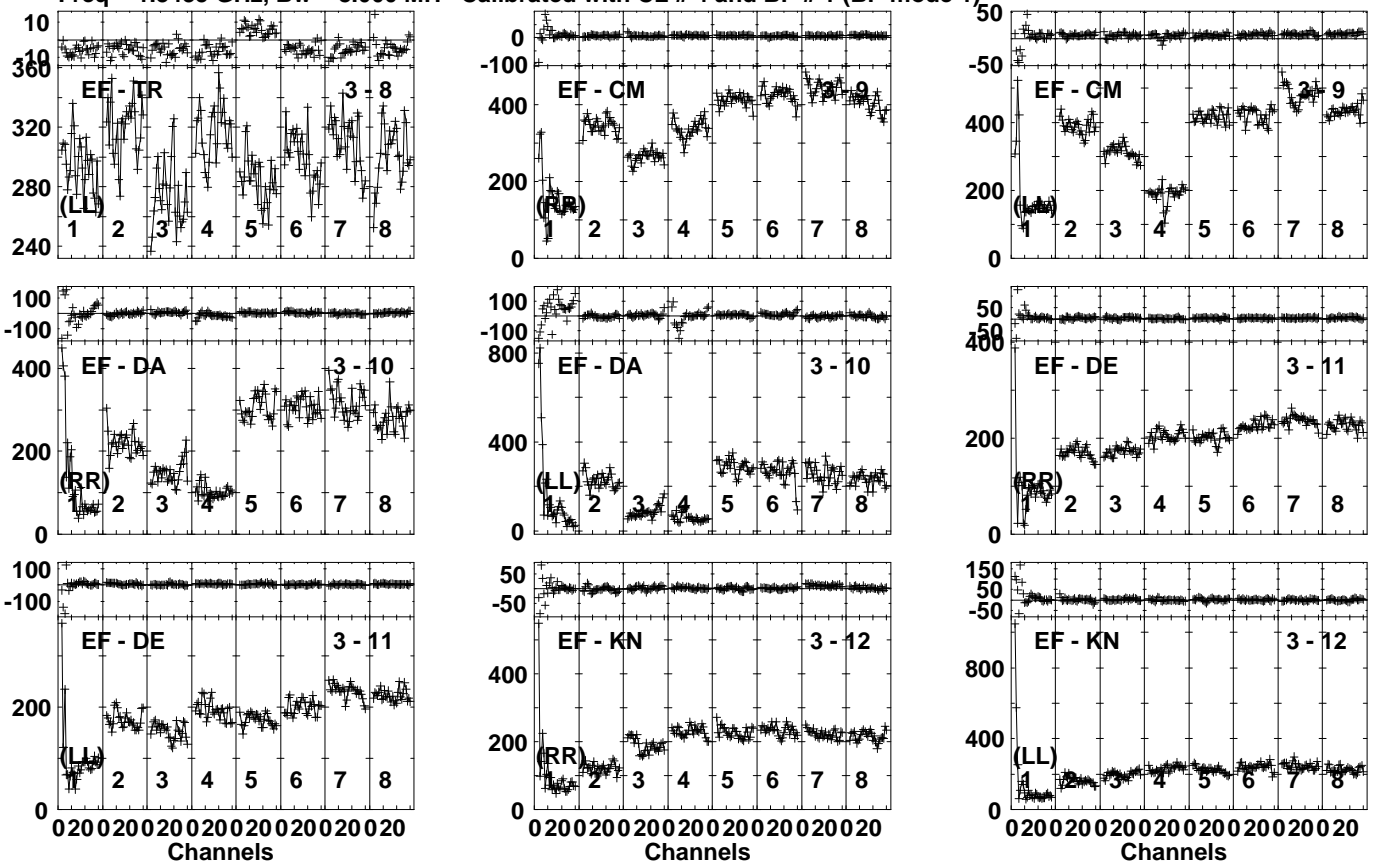
Lower frame: Milli Ampl Jy Top frame: Phas deg
Vector averaged cross-power spectrum Several baselines displayed
Timerange: 00/10:03:51 to 00/10:08:59

Plot file version 303 created 30-AUG-2023 08:42:45
 J1103+1158 GM081D 1.UVDATA.1
 Freq = 1.3435 GHz, Bw = 8.000 MH Calibrated with CL # 4 and BP # 1 (BP mode 1)



Lower frame: Milli Ampl Jy Top frame: Phas deg
 Vector averaged cross-power spectrum Several baselines displayed
 Timerange: 00/10:09:31 to 00/10:10:59

Plot file version 304 created 30-AUG-2023 08:42:46
 J1103+1158 GM081D 1.UVDATA.1
 Freq = 1.3435 GHz, Bw = 8.000 MH Calibrated with CL # 4 and BP # 1 (BP mode 1)

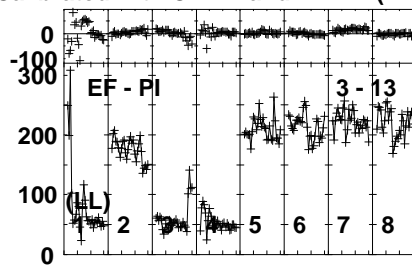
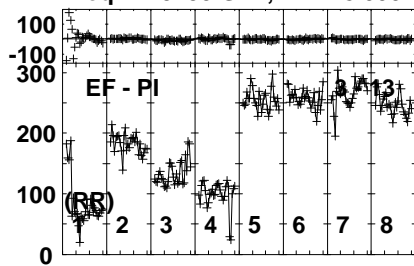


Lower frame: Milli Ampl Jy Top frame: Phas deg
 Vector averaged cross-power spectrum Several baselines displayed
 Timerange: 00/10/09:31 to 00/10/10:59

Plot file version 305 created 30-AUG-2023 08:42:46

J1103+1158 GM081D 1.UVDATA.1

Freq = 1.3435 GHz, Bw = 8.000 MH Calibrated with CL # 4 and BP # 1 (BP mode 1)

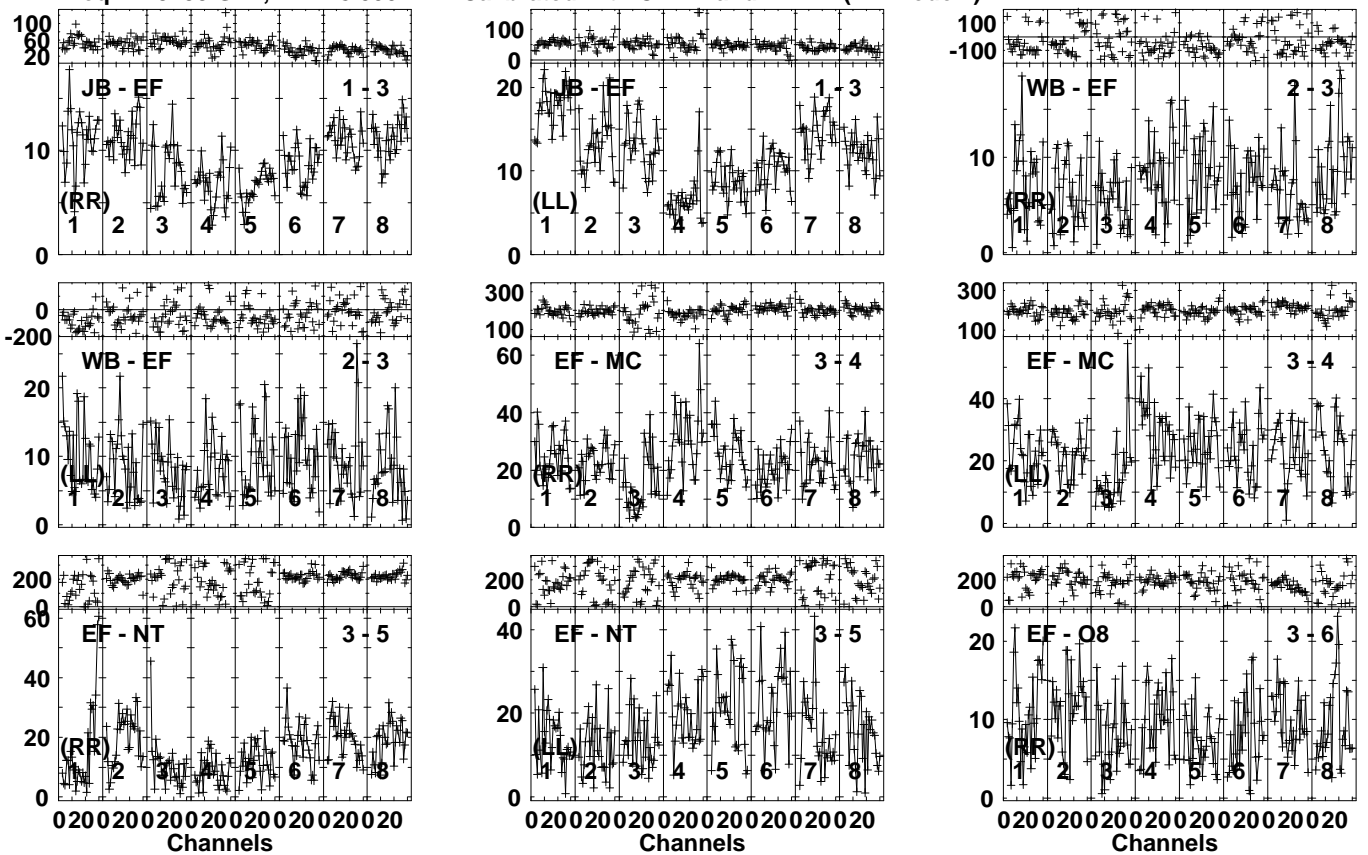


Lower frame: Milli Ampl Jy Top frame: Phas deg
Vector averaged cross-power spectrum Several baselines displayed
Timerange: 00/10:09:31 to 00/10:10:59

Plot file version 306 created 30-AUG-2023 08:42:49

J1100+1002 GM081D 1.UVDATA.1

Freq = 1.3435 GHz, Bw = 8.000 MH Calibrated with CL # 4 and BP # 1 (BP mode 1)

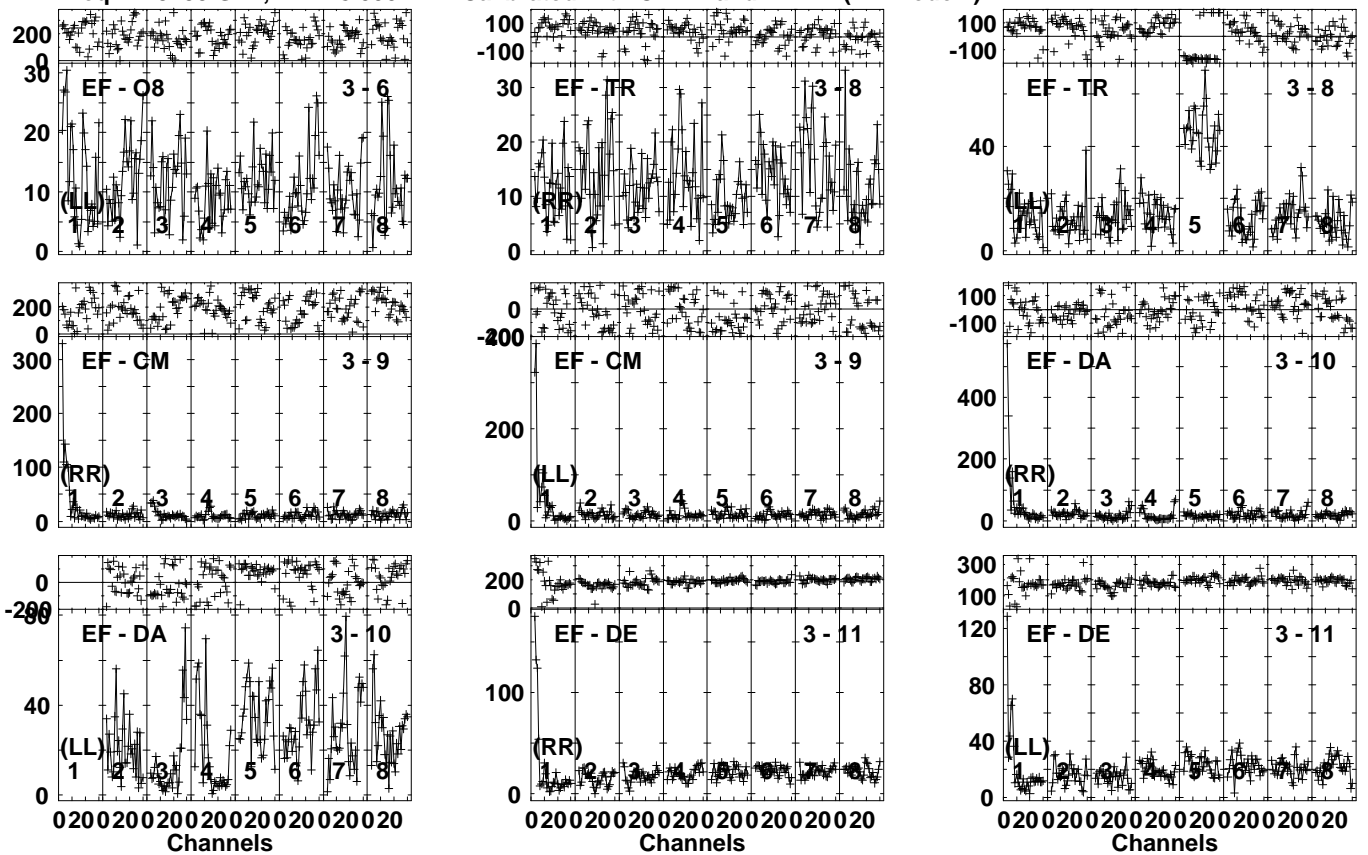


Lower frame: Milli Ampl Jy Top frame: Phas deg
Vector averaged cross-power spectrum Several baselines displayed
Timerange: 00/10:11:01 to 00/10:16:09

Plot file version 307 created 30-AUG-2023 08:42:50

J1100+1002 GM081D 1.UVDATA.1

Freq = 1.3435 GHz, Bw = 8.000 MH Calibrated with CL # 4 and BP # 1 (BP mode 1)

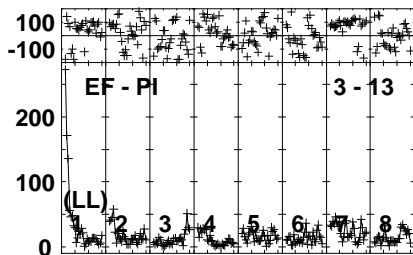
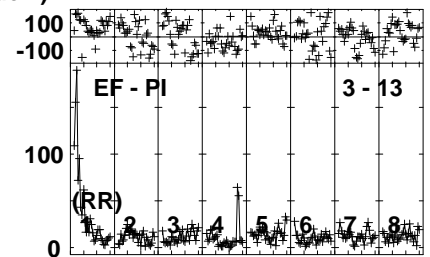
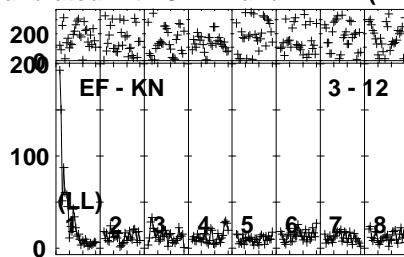
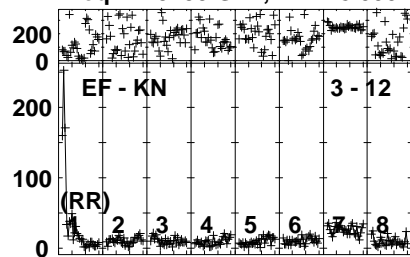


Lower frame: Milli Ampl Jy Top frame: Phas deg
Vector averaged cross-power spectrum Several baselines displayed
Timerange: 00/10:11:01 to 00/10:16:09

Plot file version 308 created 30-AUG-2023 08:42:51

J1100+1002 GM081D 1.UVDATA.1

Freq = 1.3435 GHz, Bw = 8.000 MH Calibrated with CL # 4 and BP # 1 (BP mode 1)

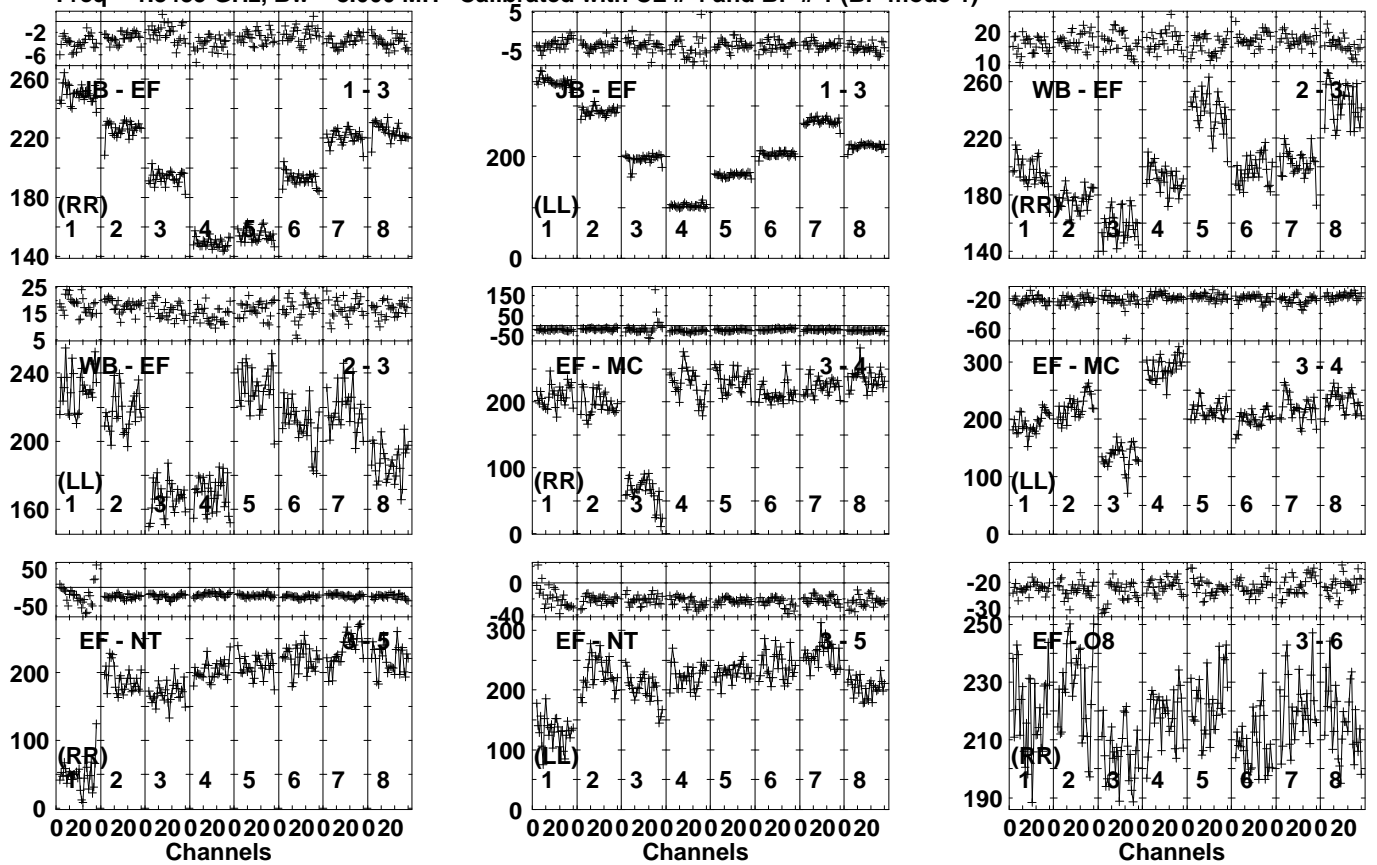


Lower frame: Milli Ampl Jy Top frame: Phas deg

Vector averaged cross-power spectrum Several baselines displayed

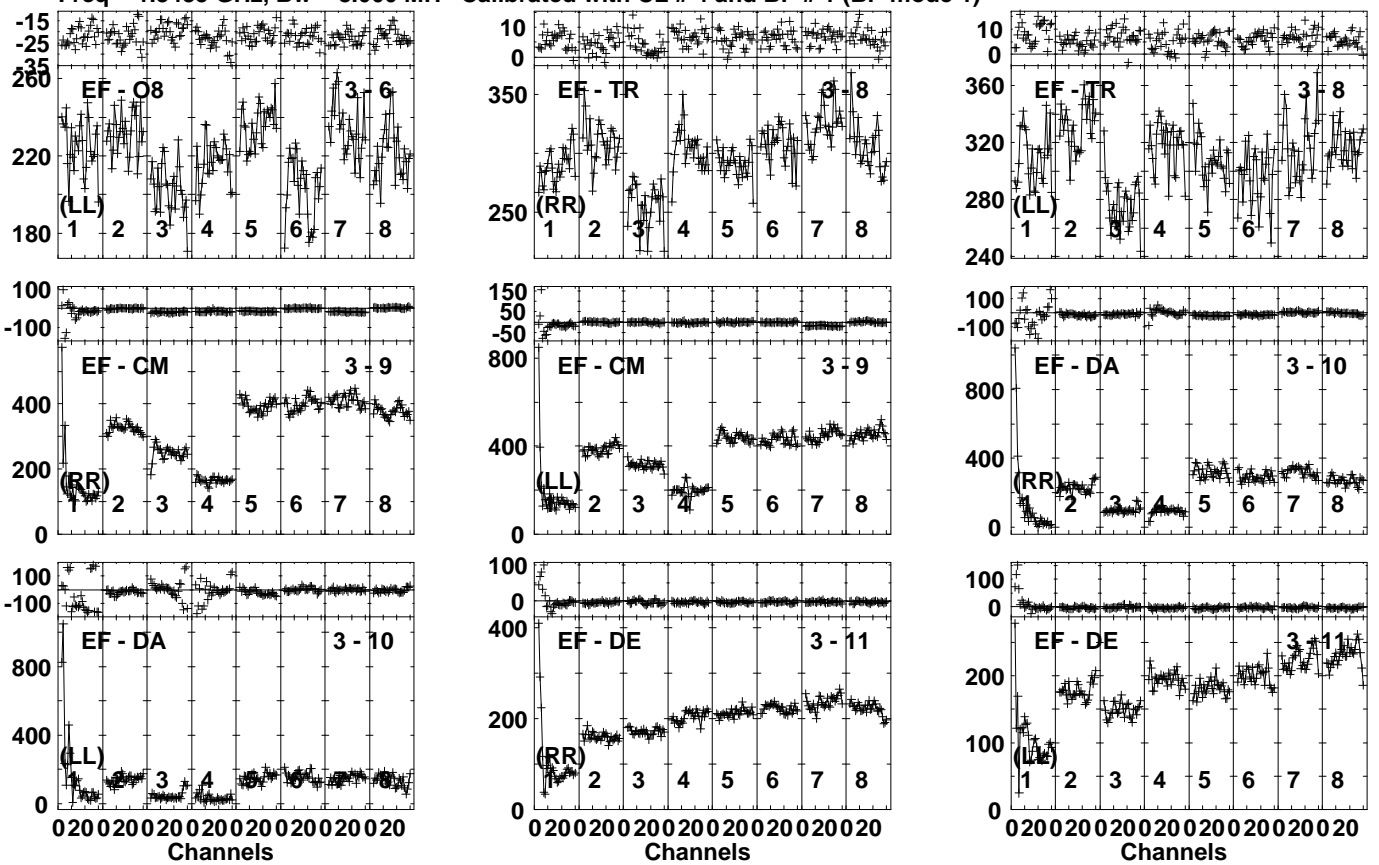
Timerange: 00/10:11:01 to 00/10:16:09

Plot file version 309 created 30-AUG-2023 08:42:54
 J1103+1158 GM081D 1.UVDATA.1
 Freq = 1.3435 GHz, Bw = 8.000 MH Calibrated with CL # 4 and BP # 1 (BP mode 1)



Lower frame: Milli Ampl Jy Top frame: Phas deg
 Vector averaged cross-power spectrum Several baselines displayed
 Timerange: 00/10:16:11 to 00/10:18:09

Plot file version 310 created 30-AUG-2023 08:42:54
 J1103+1158 GM081D 1.UVDATA.1
 Freq = 1.3435 GHz, Bw = 8.000 MH Calibrated with CL # 4 and BP # 1 (BP mode 1)

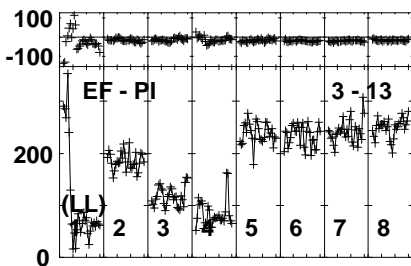
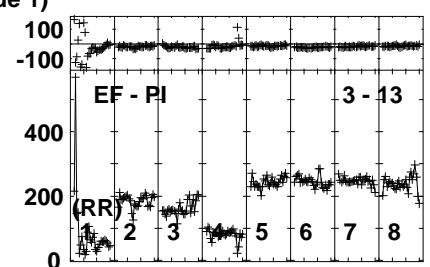
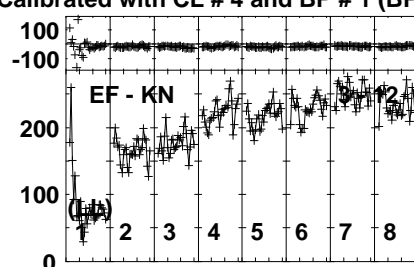
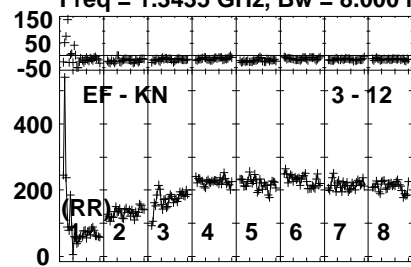


Lower frame: Milli Ampl Jy Top frame: Phas deg
 Vector averaged cross-power spectrum Several baselines displayed
 Timerange: 00/10:16:11 to 00/10:18:09

Plot file version 311 created 30-AUG-2023 08:42:55

J1103+1158 GM081D 1.UVDATA.1

Freq = 1.3435 GHz, Bw = 8.000 MH Calibrated with CL # 4 and BP # 1 (BP mode 1)

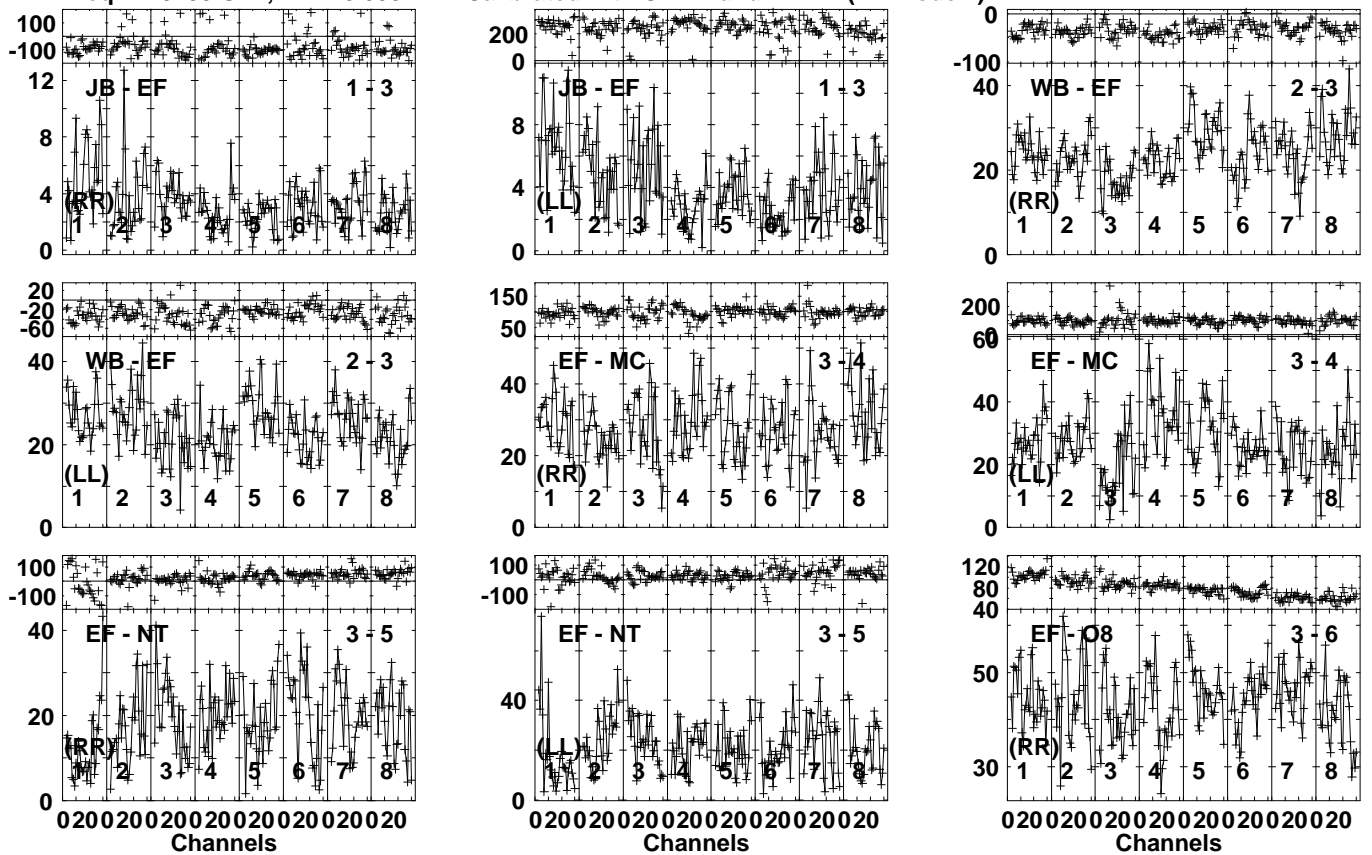


Lower frame: Milli Ampl Jy Top frame: Phas deg
Vector averaged cross-power spectrum Several baselines displayed
Timerange: 00/10:16:11 to 00/10:18:09

Plot file version 312 created 30-AUG-2023 08:42:58

J1100+1002 GM081D 1.UVDATA.1

Freq = 1.3435 GHz, Bw = 8.000 MH Calibrated with CL # 4 and BP # 1 (BP mode 1)

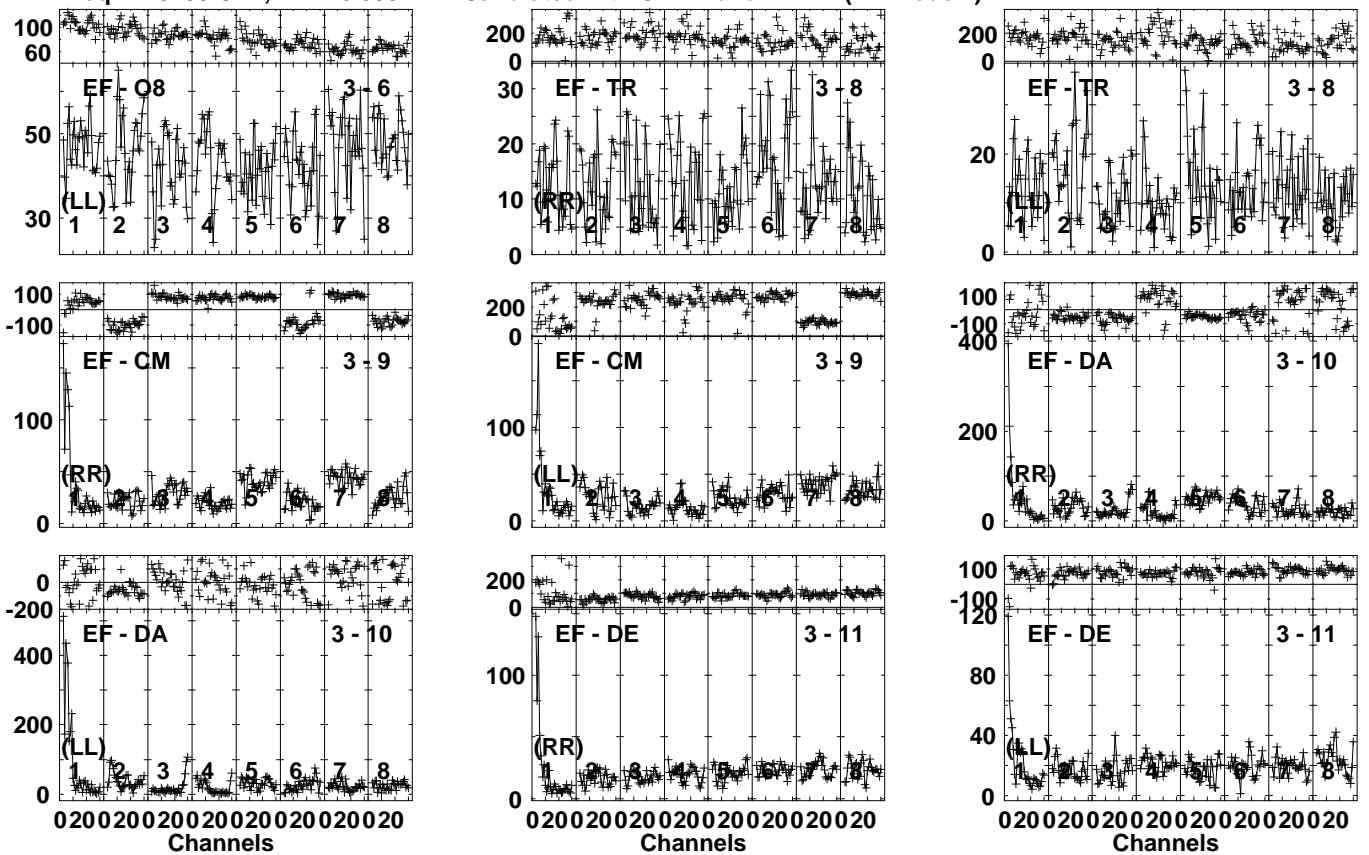


Lower frame: Milli Ampl Jy Top frame: Phas deg
Vector averaged cross-power spectrum Several baselines displayed
Timerange: 00/10:18:11 to 00/10:23:19

Plot file version 313 created 30-AUG-2023 08:42:59

J1100+1002 GM081D 1.UVDATA.1

Freq = 1.3435 GHz, Bw = 8.000 MH Calibrated with CL # 4 and BP # 1 (BP mode 1)

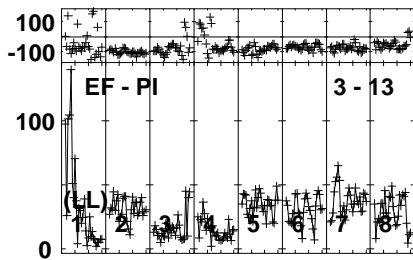
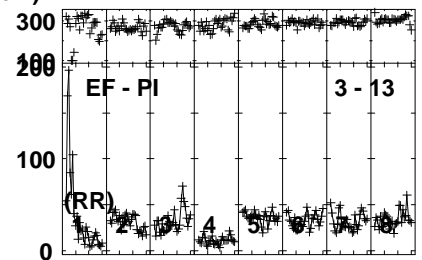
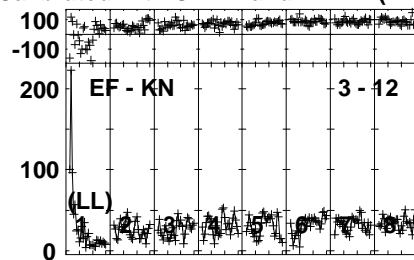
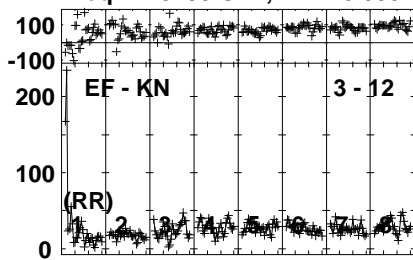


Lower frame: Milli Ampl Jy Top frame: Phas deg
Vector averaged cross-power spectrum Several baselines displayed
Timerange: 00/10:18:11 to 00/10:23:19

Plot file version 314 created 30-AUG-2023 08:42:59

J1100+1002 GM081D 1.UVDATA.1

Freq = 1.3435 GHz, Bw = 8.000 MH Calibrated with CL # 4 and BP # 1 (BP mode 1)

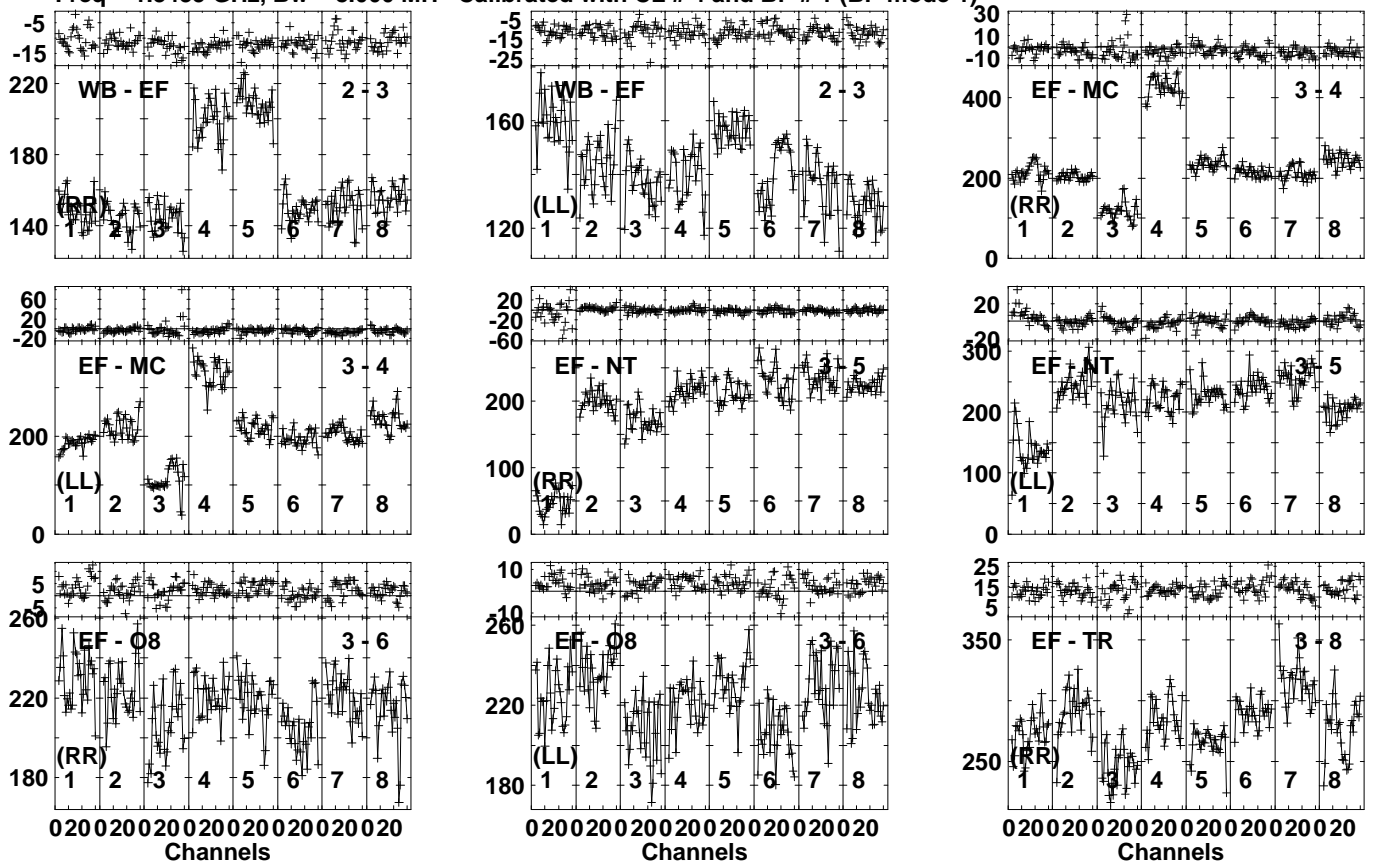


Lower frame: Milli Ampl Jy Top frame: Phas deg

Vector averaged cross-power spectrum Several baselines displayed

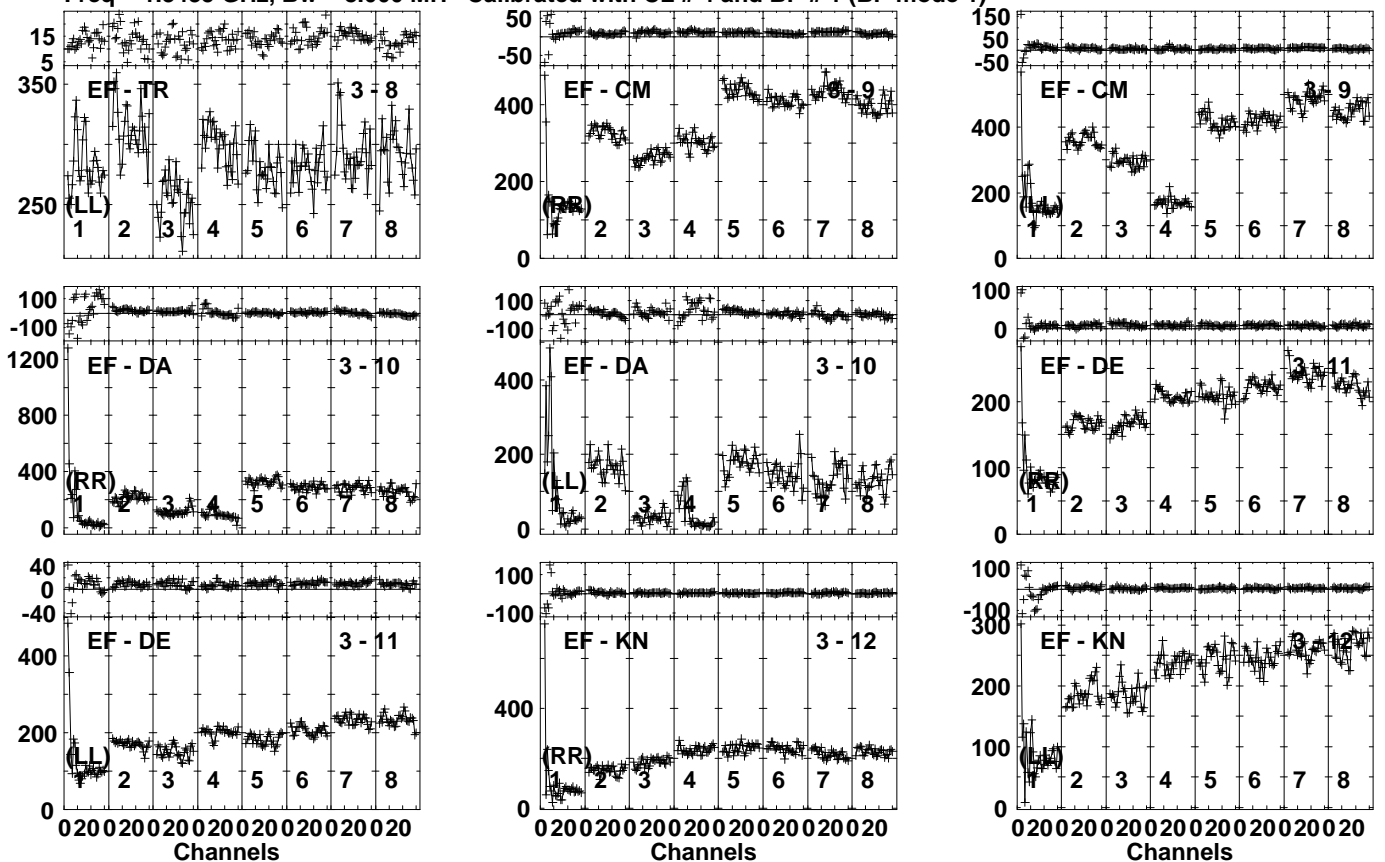
Timerange: 00/10:18:11 to 00/10:23:19

Plot file version 315 created 30-AUG-2023 08:43:02
 J1103+1158 GM081D 1.UVDATA.1
 Freq = 1.3435 GHz, Bw = 8.000 MH Calibrated with CL # 4 and BP # 1 (BP mode 1)



Lower frame: Milli Ampl Jy Top frame: Phas deg
 Vector averaged cross-power spectrum Several baselines displayed
 Timerange: 00/10:23:51 to 00/10:25:19

Plot file version 316 created 30-AUG-2023 08:43:03
 J1103+1158 GM081D 1.UVDATA.1
 Freq = 1.3435 GHz, Bw = 8.000 MH Calibrated with CL # 4 and BP # 1 (BP mode 1)

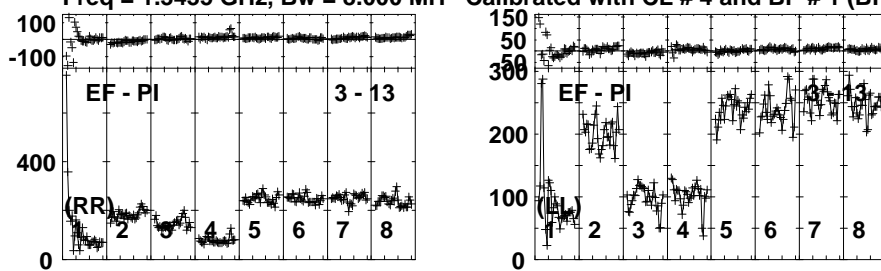


Lower frame: Milli Ampl Jy Top frame: Phas deg
 Vector averaged cross-power spectrum Several baselines displayed
 Timerange: 00/10:23:51 to 00/10:25:19

Plot file version 317 created 30-AUG-2023 08:43:03

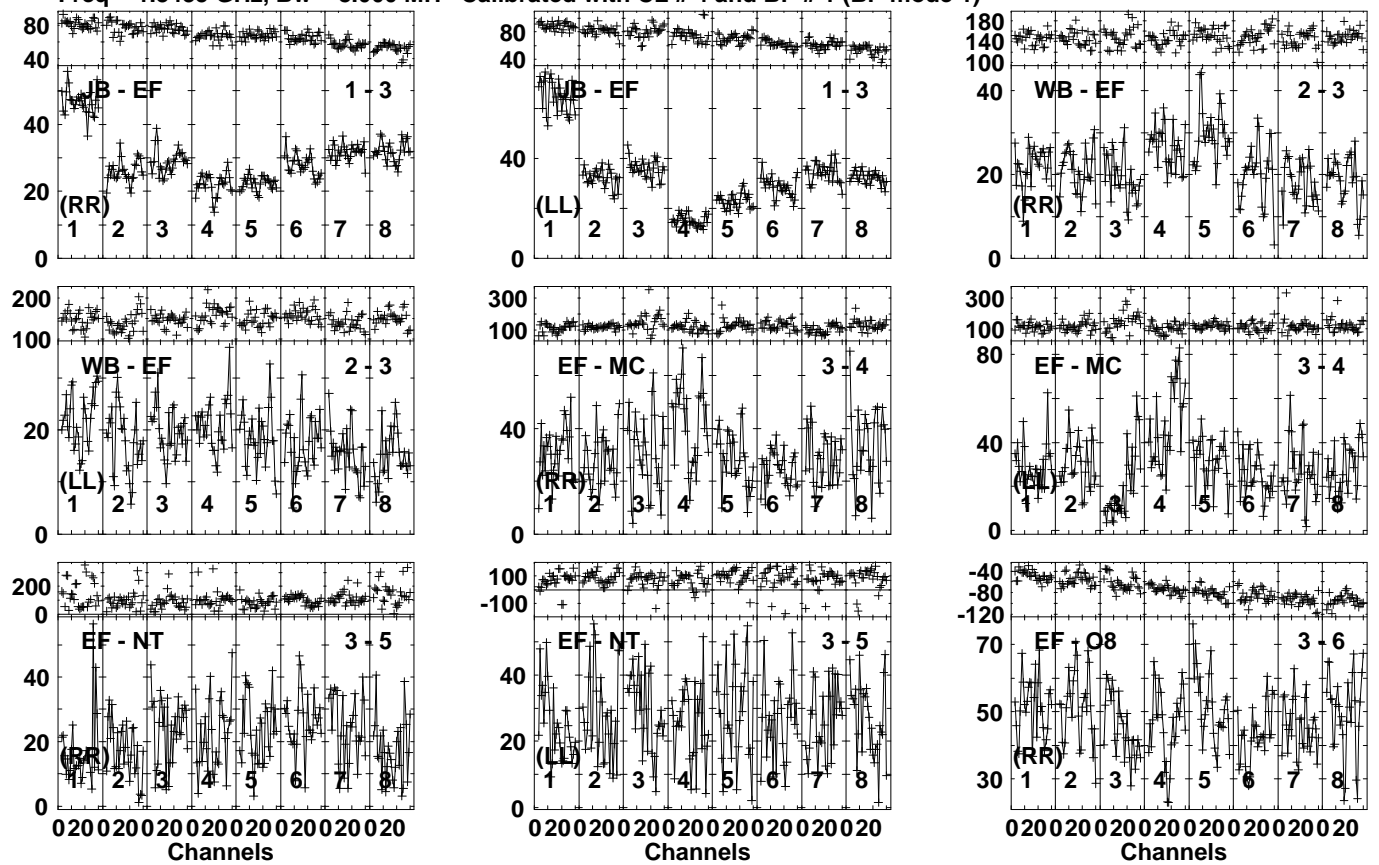
J1103+1158 GM081D 1.UVDATA.1

Freq = 1.3435 GHz, Bw = 8.000 MH Calibrated with CL # 4 and BP # 1 (BP mode 1)



Lower frame: Milli Ampl Jy Top frame: Phas deg
Vector averaged cross-power spectrum Several baselines displayed
Timerange: 00/10:23:51 to 00/10:25:19

Plot file version 318 created 30-AUG-2023 08:43:06
 J1100+1002 GM081D 1.UVDATA.1
 Freq = 1.3435 GHz, Bw = 8.000 MH Calibrated with CL # 4 and BP # 1 (BP mode 1)

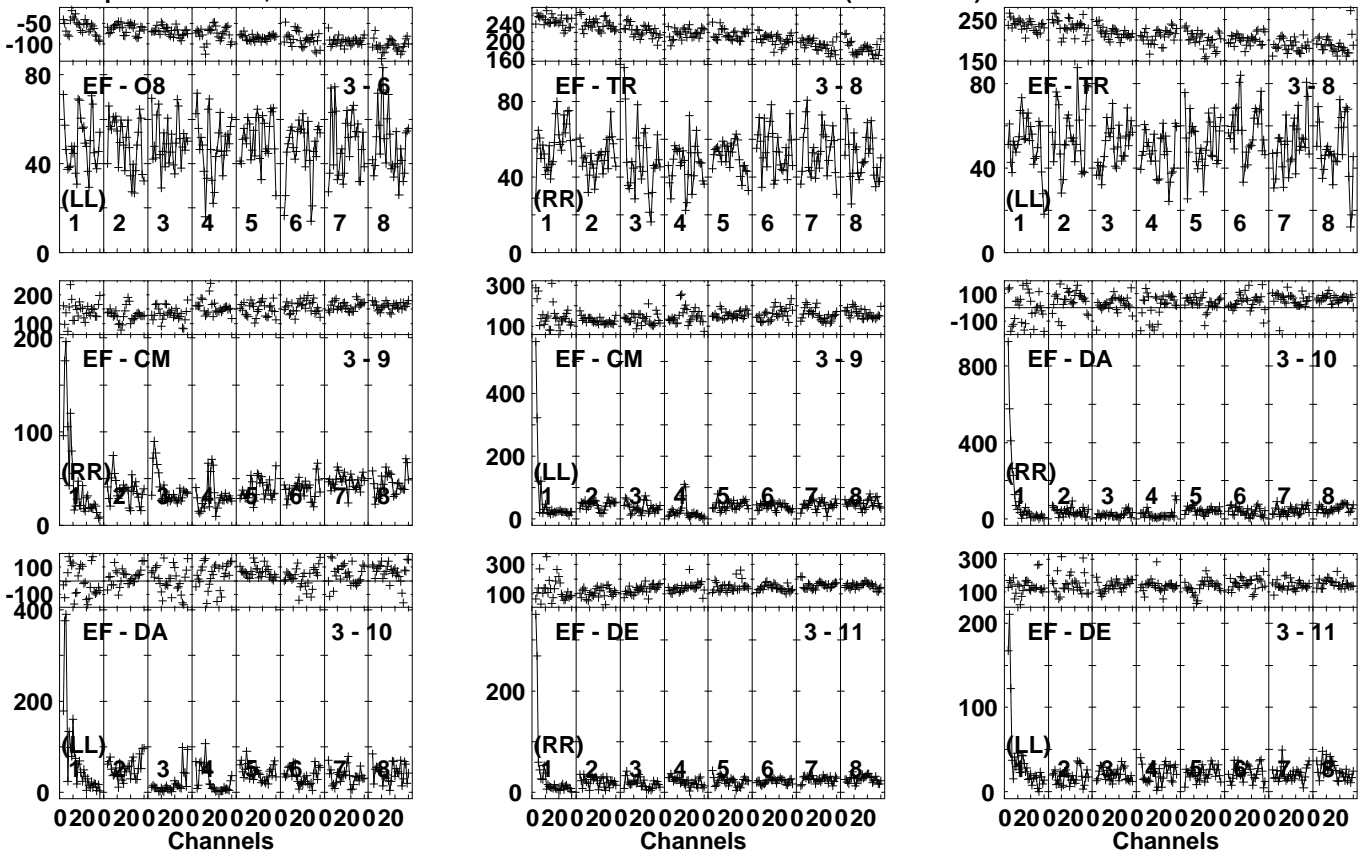


Lower frame: Milli Ampl Jy Top frame: Phas deg
 Vector averaged cross-power spectrum Several baselines displayed
 Timerange: 00/10:25:21 to 00/10:28:19

Plot file version 319 created 30-AUG-2023 08:43:07

J1100+1002 GM081D 1.UVDATA.1

Freq = 1.3435 GHz, Bw = 8.000 MH Calibrated with CL # 4 and BP # 1 (BP mode 1)

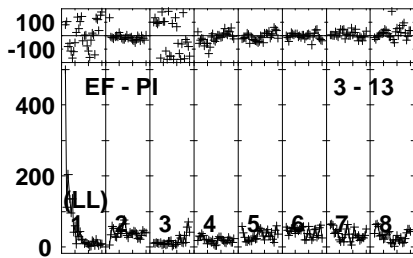
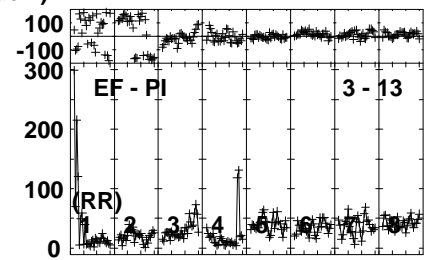
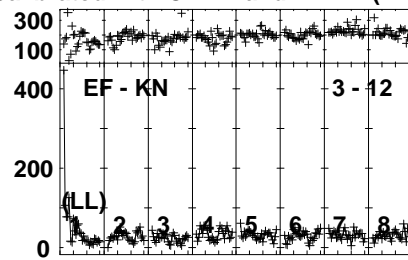
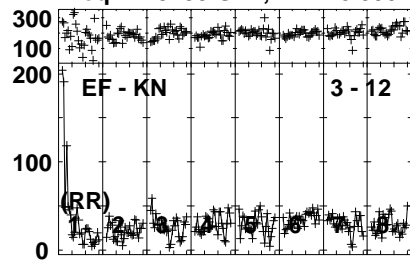


Lower frame: Milli Ampl Jy Top frame: Phas deg
Vector averaged cross-power spectrum Several baselines displayed
Timerange: 00/10:25:21 to 00/10:28:19

Plot file version 320 created 30-AUG-2023 08:43:07

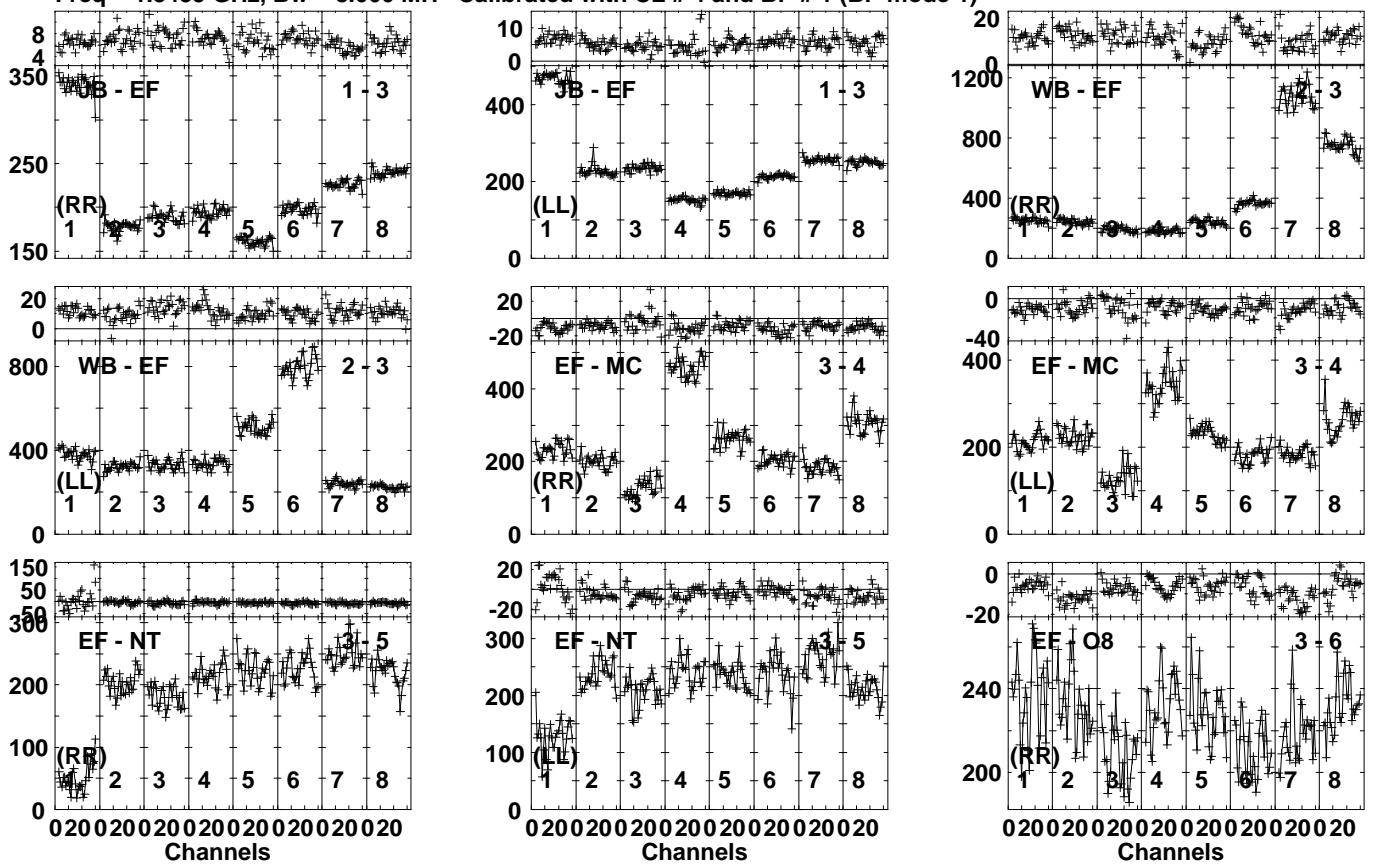
J1100+1002 GM081D 1.UVDATA.1

Freq = 1.3435 GHz, Bw = 8.000 MH Calibrated with CL # 4 and BP # 1 (BP mode 1)



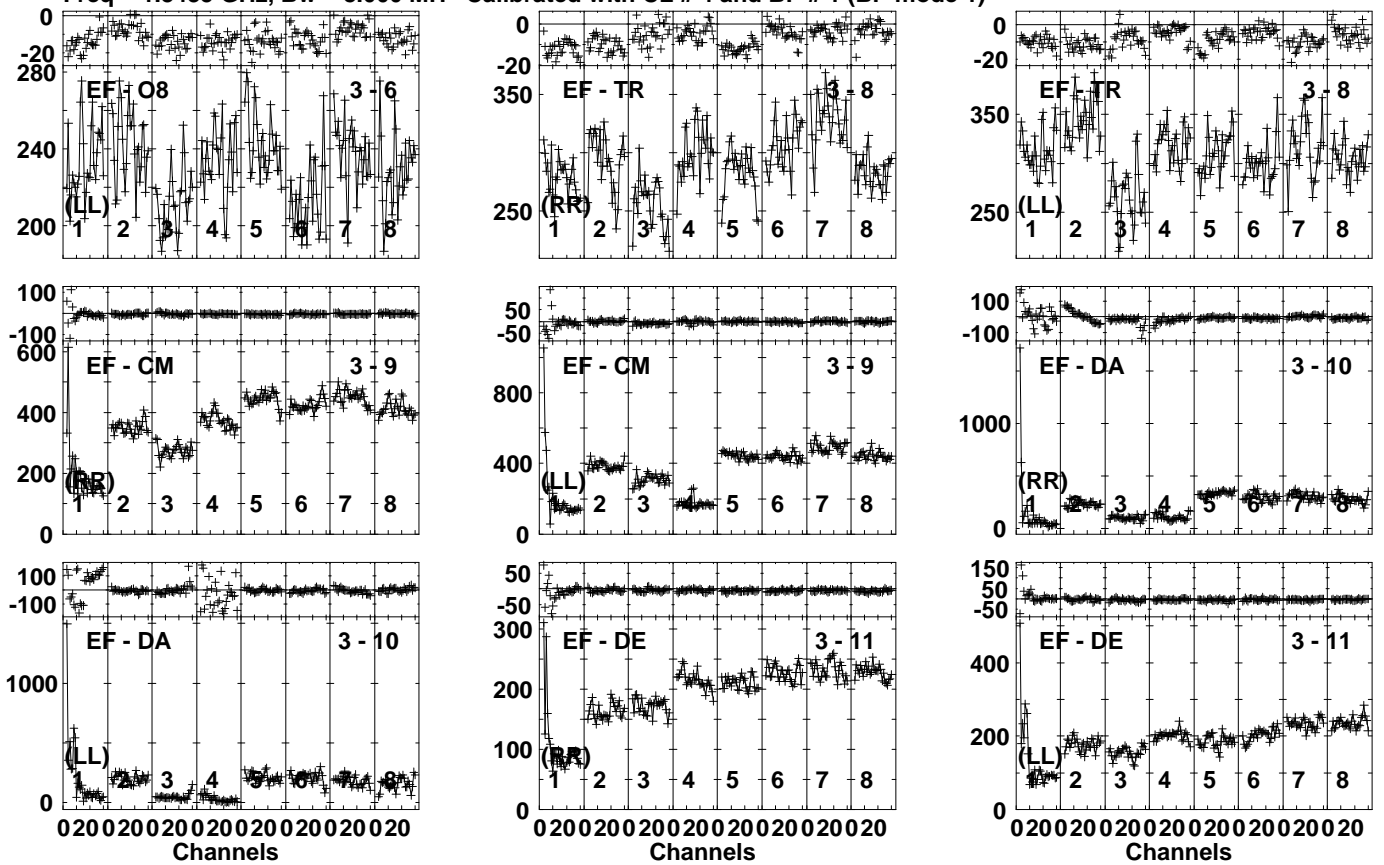
Lower frame: Milli Ampl Jy Top frame: Phas deg
Vector averaged cross-power spectrum Several baselines displayed
Timerange: 00/10:25:21 to 00/10:28:19

Plot file version 321 created 30-AUG-2023 08:43:10
 J1103+1158 GM081D 1.UVDATA.1
 Freq = 1.3435 GHz, Bw = 8.000 MH Calibrated with CL # 4 and BP # 1 (BP mode 1)



Lower frame: Milli Ampl Jy Top frame: Phas deg
 Vector averaged cross-power spectrum Several baselines displayed
 Timerange: 00/10:28:51 to 00/10:29:59

Plot file version 322 created 30-AUG-2023 08:43:11
 J1103+1158 GM081D 1.UVDATA.1
 Freq = 1.3435 GHz, Bw = 8.000 MH Calibrated with CL # 4 and BP # 1 (BP mode 1)

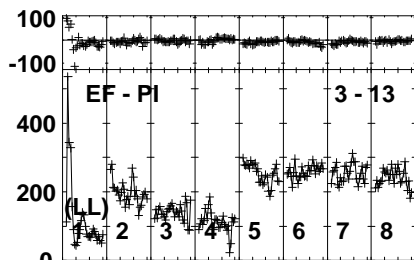
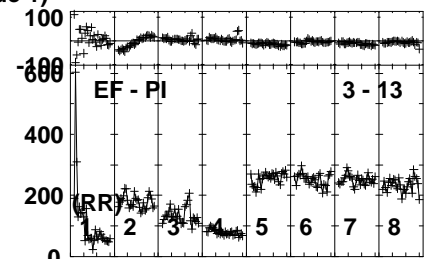
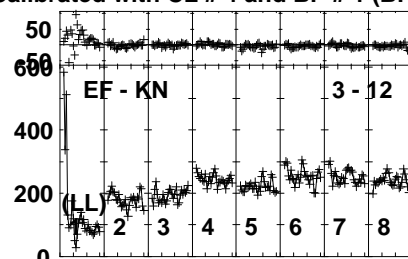
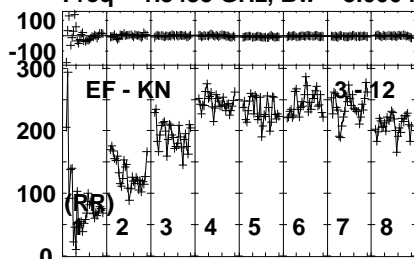


Lower frame: Milli Ampl Jy Top frame: Phas deg
 Vector averaged cross-power spectrum Several baselines displayed
 Timerange: 00/10:28:51 to 00/10:29:59

Plot file version 323 created 30-AUG-2023 08:43:11

J1103+1158 GM081D 1.UVDATA.1

Freq = 1.3435 GHz, Bw = 8.000 MH Calibrated with CL # 4 and BP # 1 (BP mode 1)

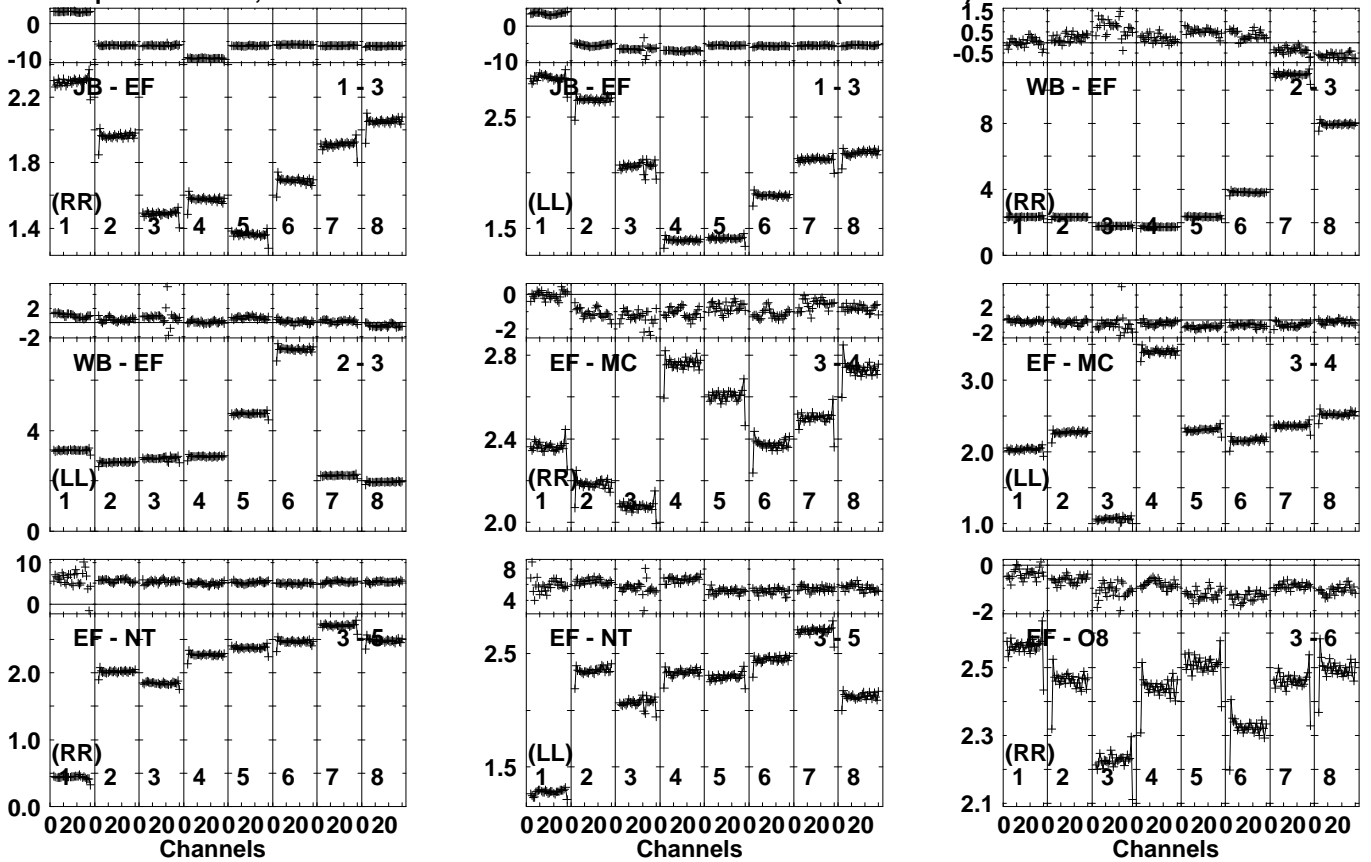


Lower frame: Milli Ampl Jy Top frame: Phas deg
Vector averaged cross-power spectrum Several baselines displayed
Timerange: 00/10:28:51 to 00/10:29:59

Plot file version 324 created 30-AUG-2023 08:43:14


4C39.25 GM081D 1.UVDATA.1

Freq = 1.3435 GHz, Bw = 8.000 MH Calibrated with CL # 4 and BP # 1 (BP mode 1)



Lower frame: Ampl Jy Top frame: Phas deg
 Vector averaged cross-power spectrum Several baselines displayed
 Timerange: 00/10:30:01 to 00/10:35:59

Plot file version 325 created 30-AUG-2023 08:43:15
 4C39.25 GM081D 1.UVDATA.1
 Freq = 1.3435 GHz, Bw = 8.000 MH Calibrated with CL # 4 and BP # 1 (BP mode 1)

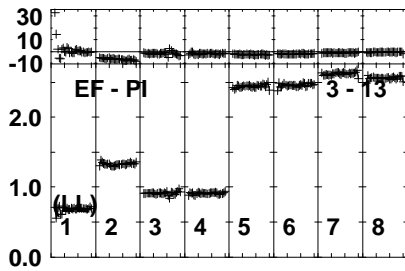
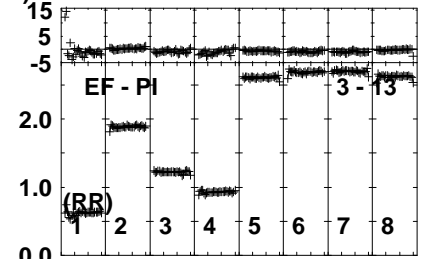
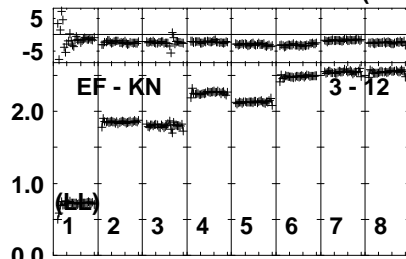
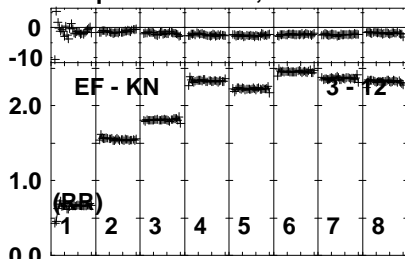


Lower frame: Ampl Jy Top frame: Phas deg
 Vector averaged cross-power spectrum Several baselines displayed
 Timerange: 00/10:30:01 to 00/10:35:59

Plot file version 326 created 30-AUG-2023 08:43:16

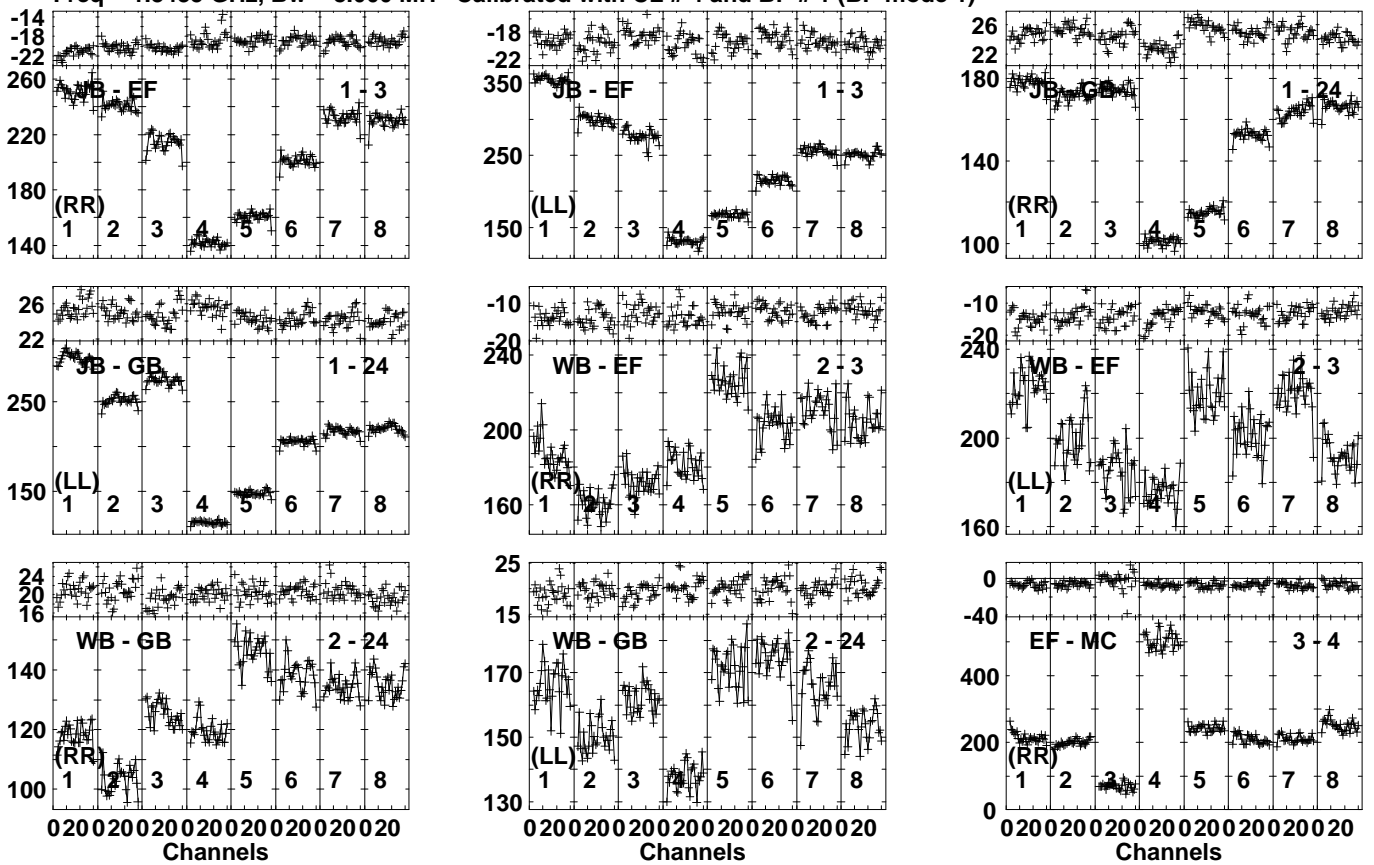
4C39.25 GM081D 1.UVDATA.1

Freq = 1.3435 GHz, Bw = 8.000 MH Calibrated with CL # 4 and BP # 1 (BP mode 1)



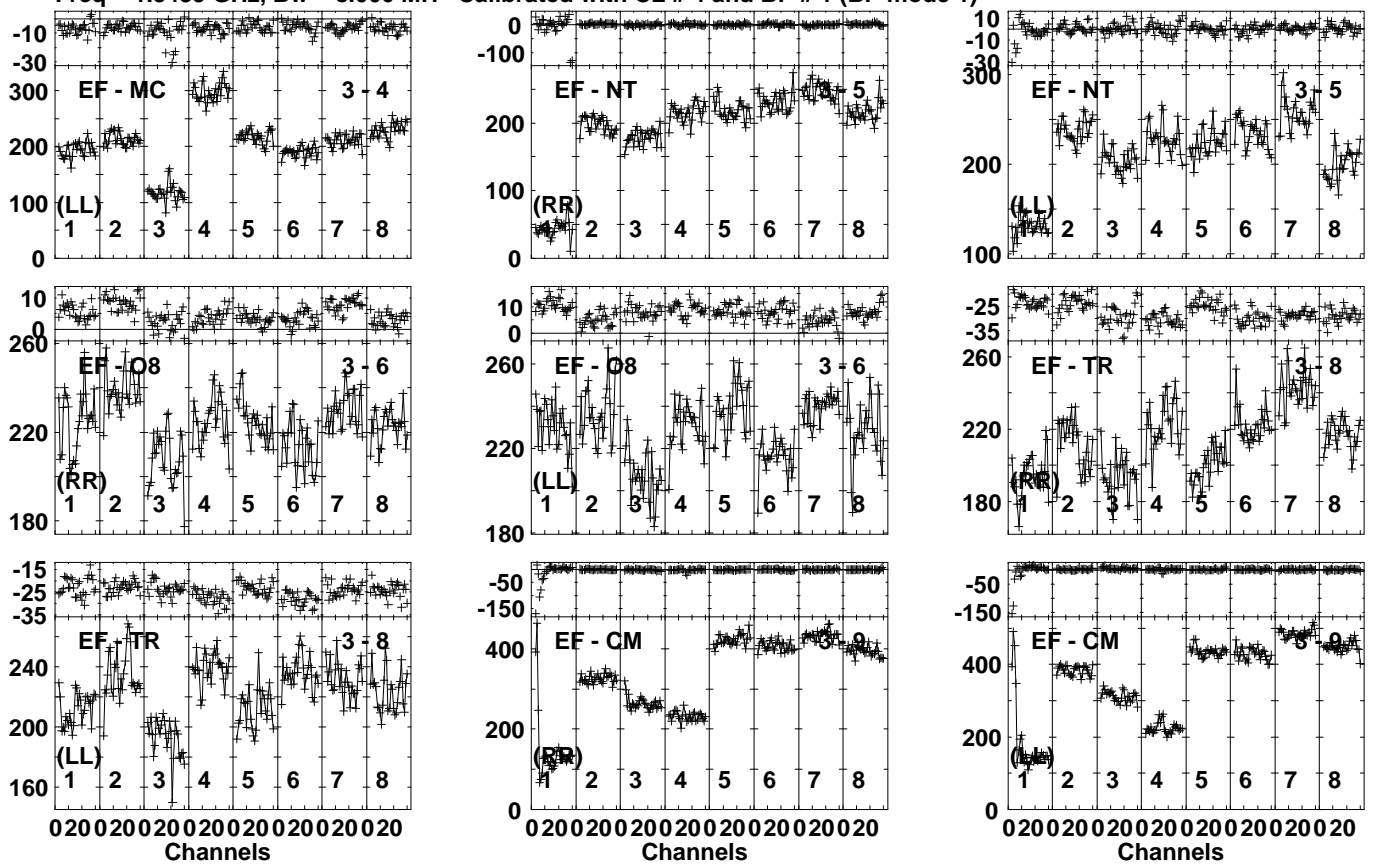
Lower frame: Ampl Jy Top frame: Phas deg
Vector averaged cross-power spectrum Several baselines displayed
Timerange: 00/10:30:01 to 00/10:35:59

Plot file version 327 created 30-AUG-2023 08:43:19
 J1103+1158 GM081D 1.UVDATA.1
 Freq = 1.3435 GHz, Bw = 8.000 MH Calibrated with CL # 4 and BP # 1 (BP mode 1)



Lower frame: Milli Ampl Jy Top frame: Phas deg
 Vector averaged cross-power spectrum Several baselines displayed
 Timerange: 00/10:38:01 to 00/10:40:59

Plot file version 328 created 30-AUG-2023 08:43:20
 J1103+1158 GM081D 1.UVDATA.1
 Freq = 1.3435 GHz, Bw = 8.000 MH Calibrated with CL # 4 and BP # 1 (BP mode 1)

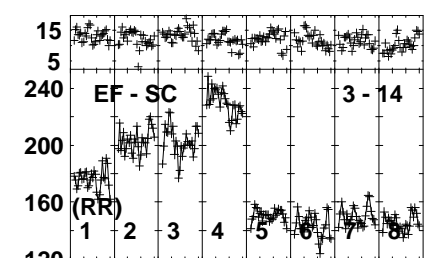
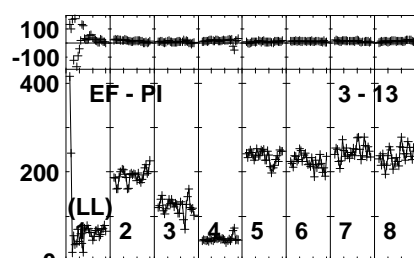
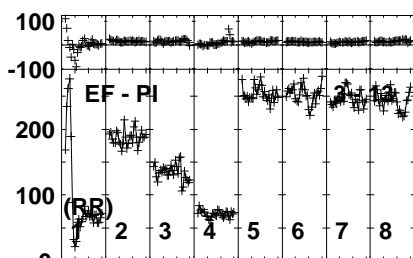
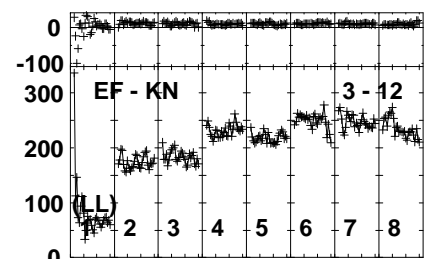
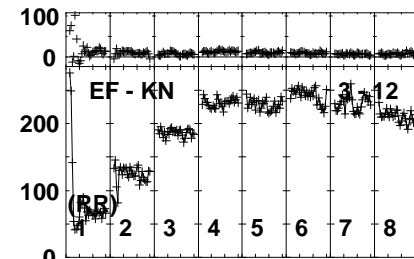
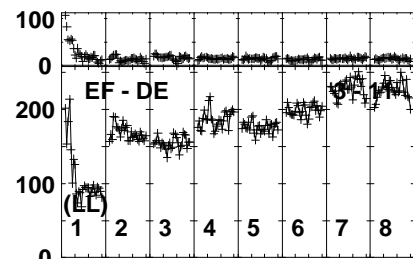
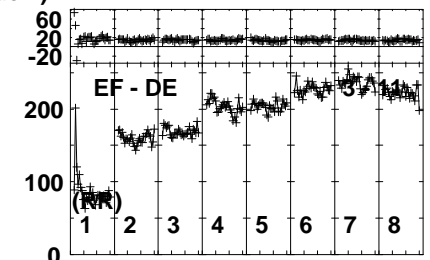
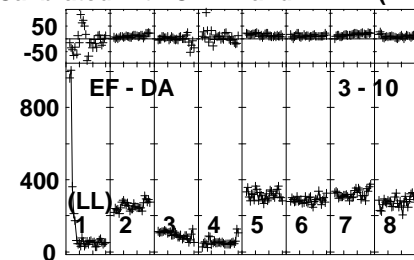
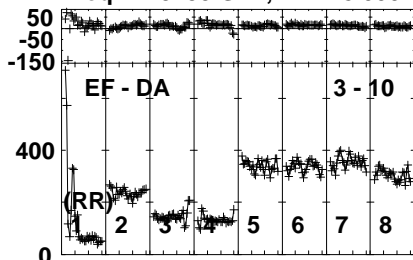


Lower frame: Milli Ampl Jy Top frame: Phas deg
 Vector averaged cross-power spectrum Several baselines displayed
 Timerange: 00/10:38:01 to 00/10:40:59

Plot file version 329 created 30-AUG-2023 08:43:21

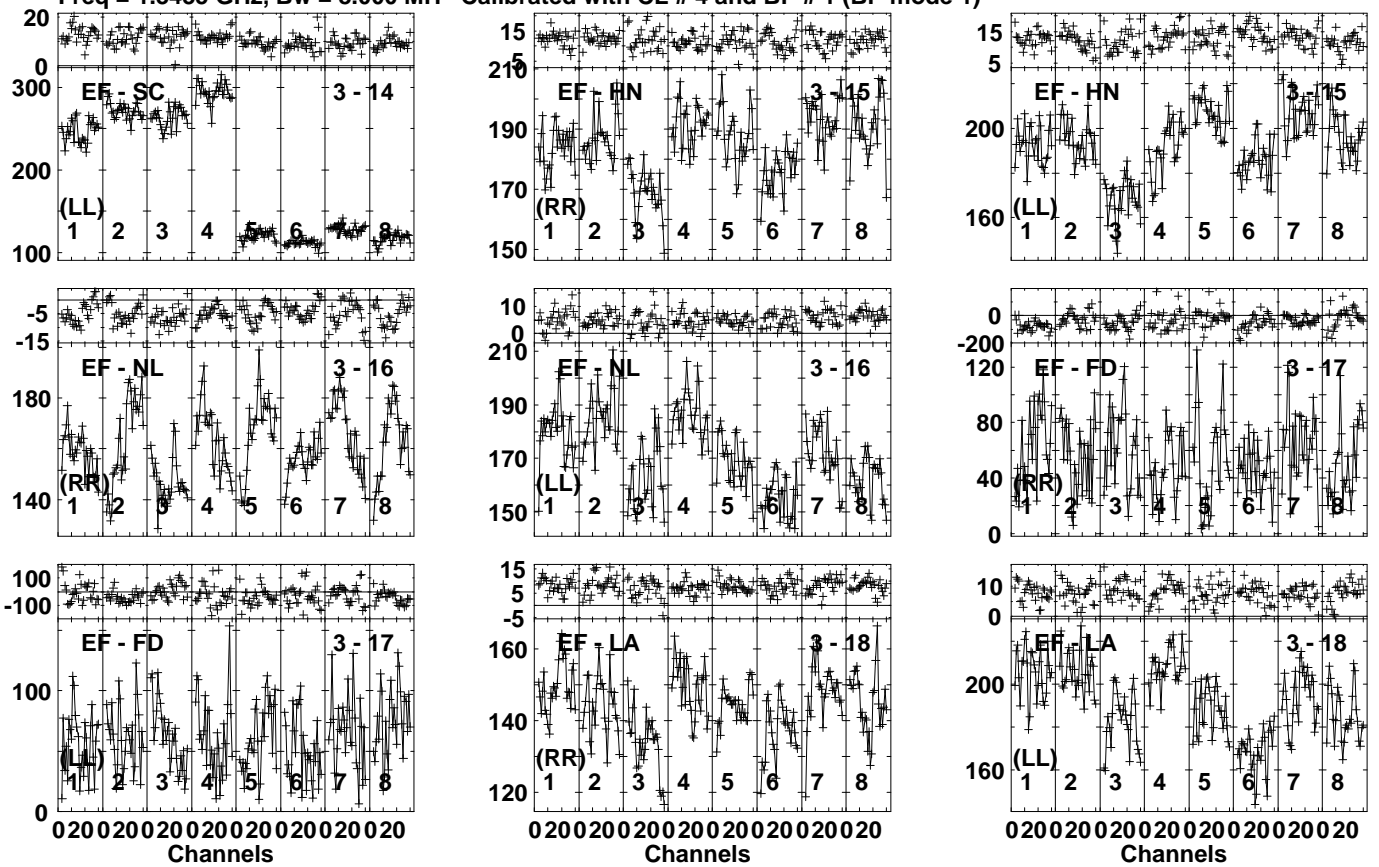
J1103+1158 GM081D 1.UVDATA.1

Freq = 1.3435 GHz, Bw = 8.000 MH Calibrated with CL # 4 and BP # 1 (BP mode 1)



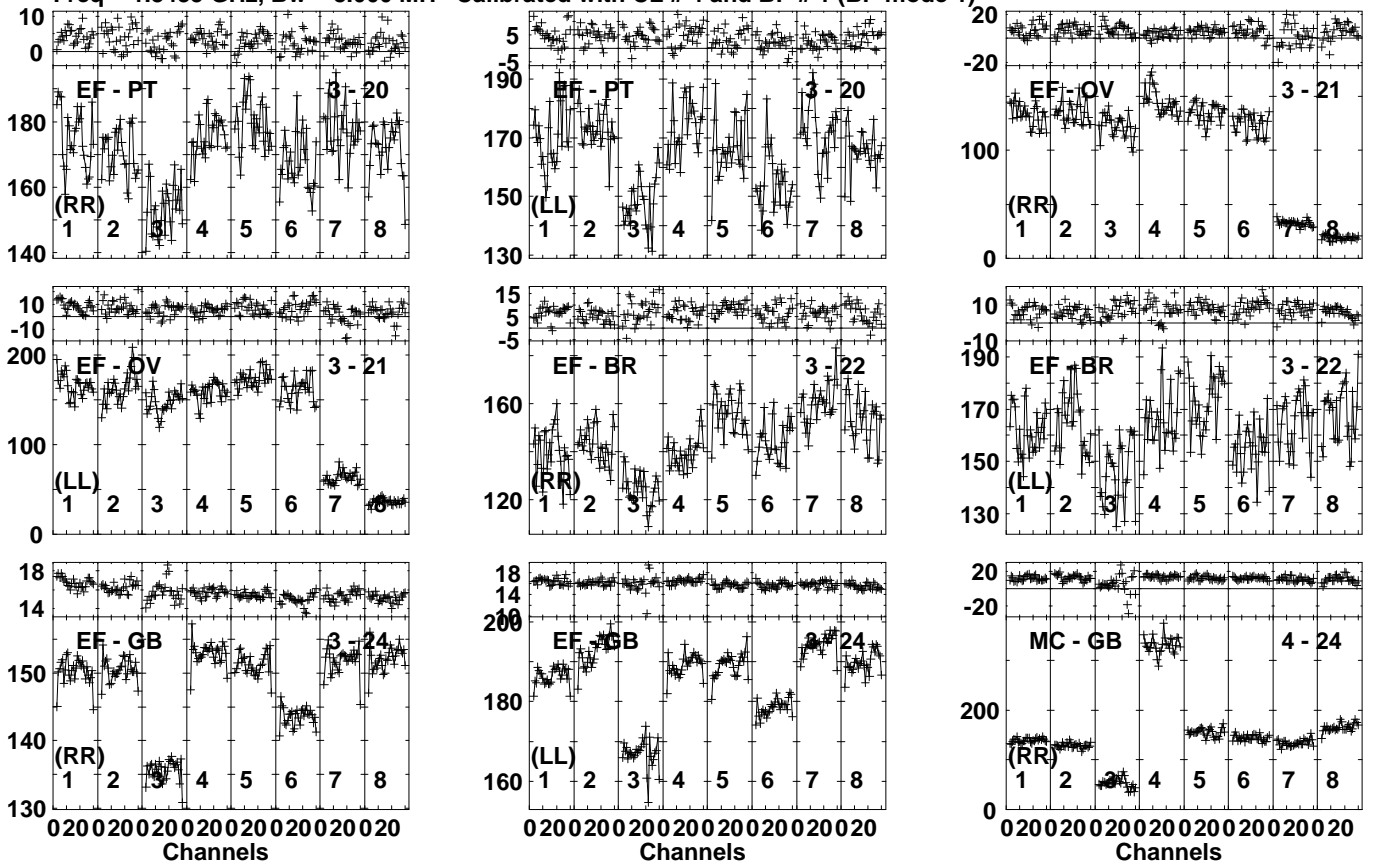
Lower frame: Milli Ampl Jy Top frame: Phas deg
Vector averaged cross-power spectrum Several baselines displayed
Timerange: 00/10:38:01 to 00/10:40:59

Plot file version 330 created 30-AUG-2023 08:43:22
 J1103+1158 GM081D 1.UVDATA.1
 Freq = 1.3435 GHz, Bw = 8.000 MH Calibrated with CL # 4 and BP # 1 (BP mode 1)



Lower frame: Milli Ampl Jy Top frame: Phas deg
 Vector averaged cross-power spectrum Several baselines displayed
 Timerange: 00:10:38:01 to 00:10:40:59

Plot file version 331 created 30-AUG-2023 08:43:22
 J1103+1158 GM081D 1.UVDATA.1
 Freq = 1.3435 GHz, Bw = 8.000 MH Calibrated with CL # 4 and BP # 1 (BP mode 1)

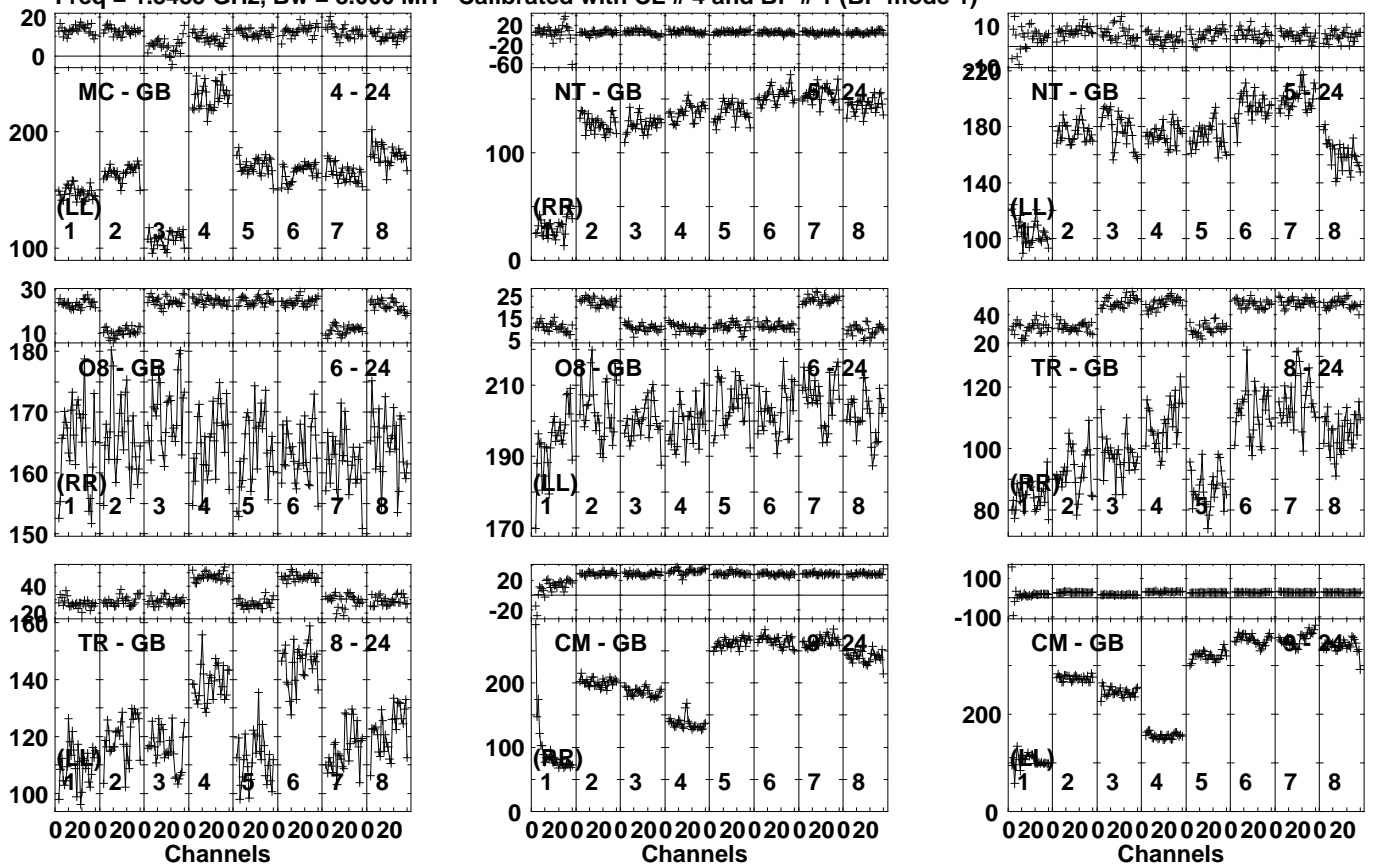


Lower frame: Milli Ampl Jy Top frame: Phas deg
 Vector averaged cross-power spectrum Several baselines displayed
 Timerange: 00/10:38:01 to 00/10:40:59

Plot file version 332 created 30-AUG-2023 08:43:23

J1103+1158 GM081D 1.UVDATA.1

Freq = 1.3435 GHz, Bw = 8.000 MH Calibrated with CL # 4 and BP # 1 (BP mode 1)

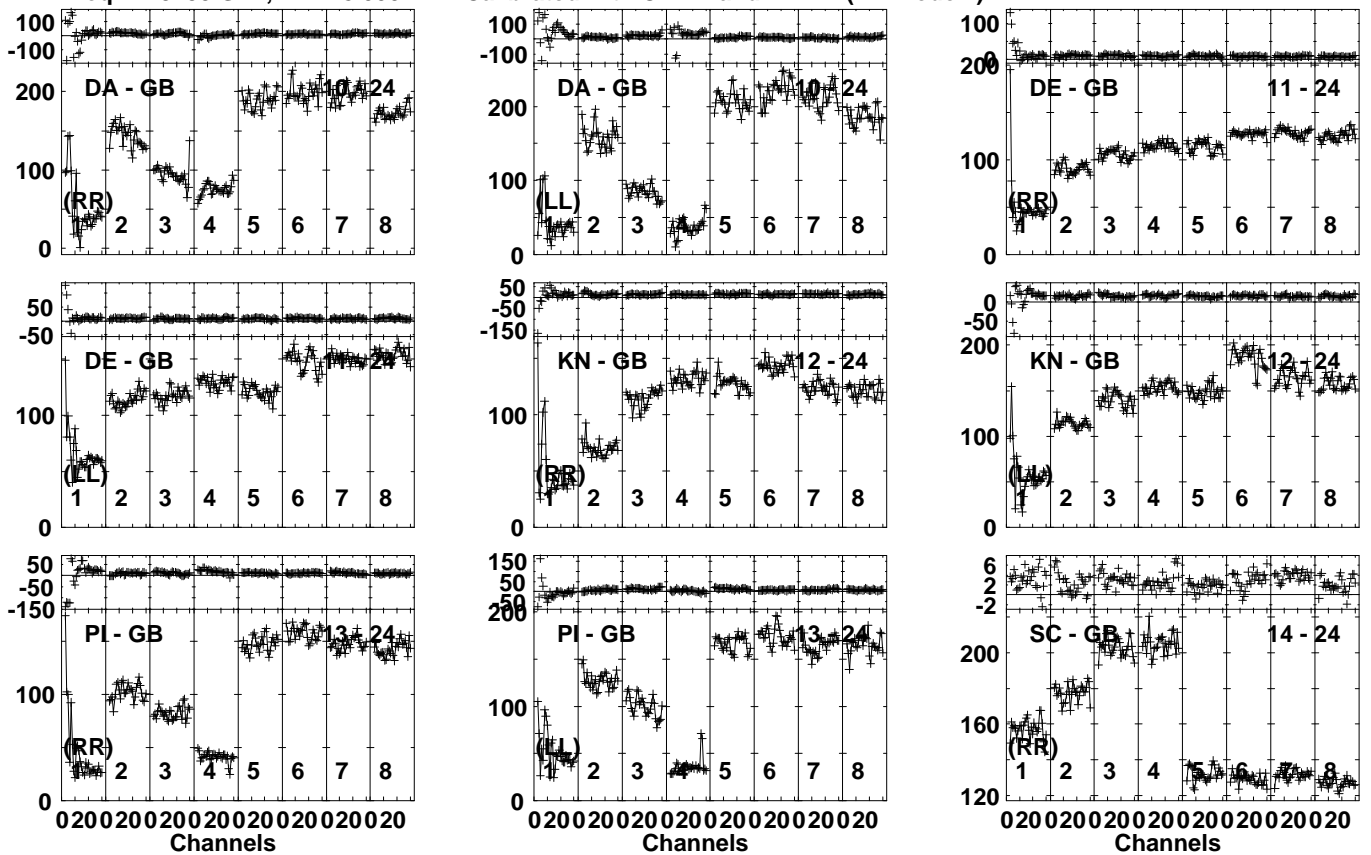


Lower frame: Milli Ampl Jy Top frame: Phas deg
Vector averaged cross-power spectrum Several baselines displayed
Timerange: 00/10:38:01 to 00/10:40:59

Plot file version 333 created 30-AUG-2023 08:43:24

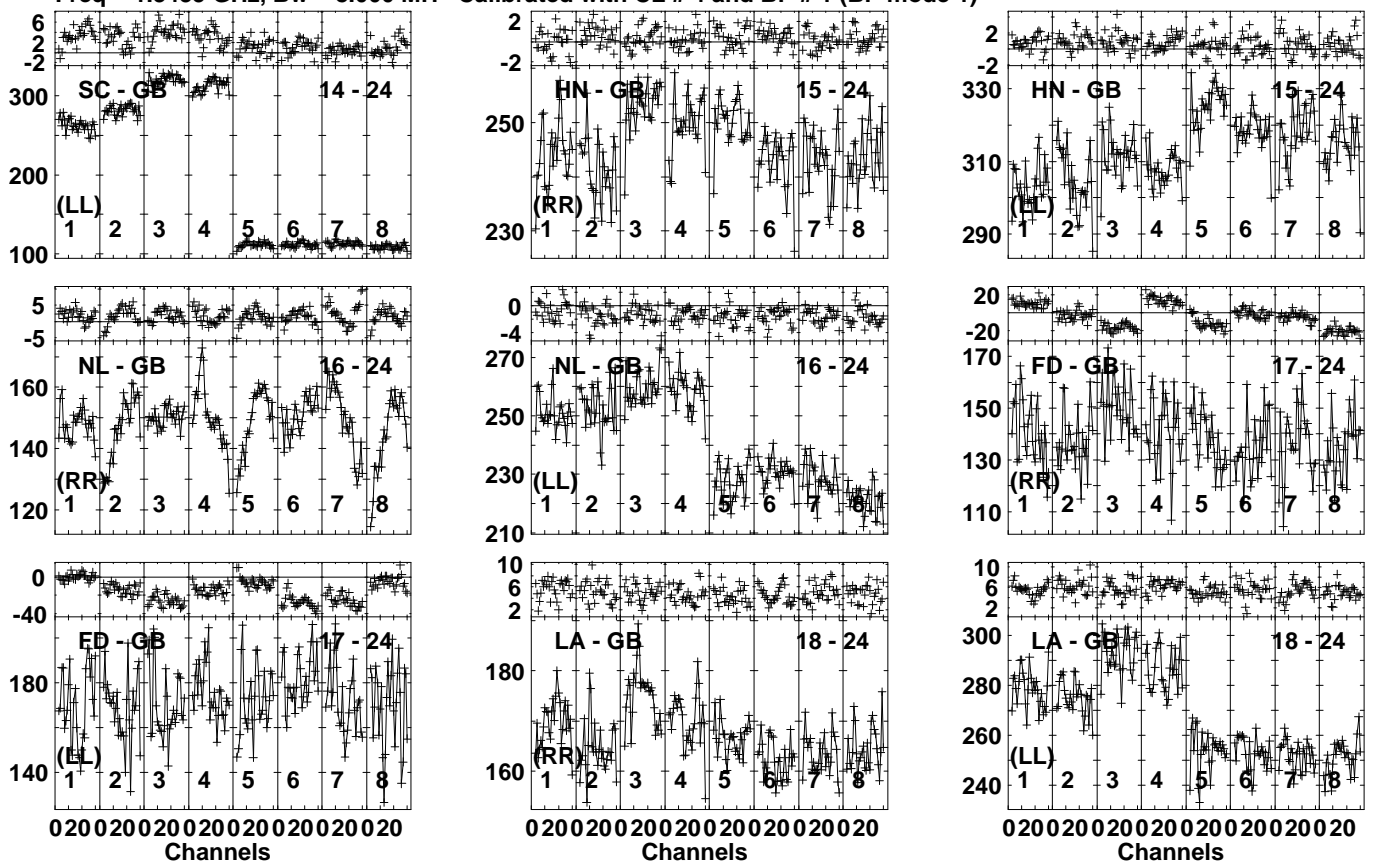
J1103+1158 GM081D 1.UVDATA.1

Freq = 1.3435 GHz, Bw = 8.000 MH Calibrated with CL # 4 and BP # 1 (BP mode 1)



Lower frame: Milli Ampl Jy Top frame: Phas deg
Vector averaged cross-power spectrum Several baselines displayed
Timerange: 00/10:38:01 to 00/10:40:59

Plot file version 334 created 30-AUG-2023 08:43:25
 J1103+1158 GM081D 1.UVDATA.1
 Freq = 1.3435 GHz, Bw = 8.000 MH Calibrated with CL # 4 and BP # 1 (BP mode 1)

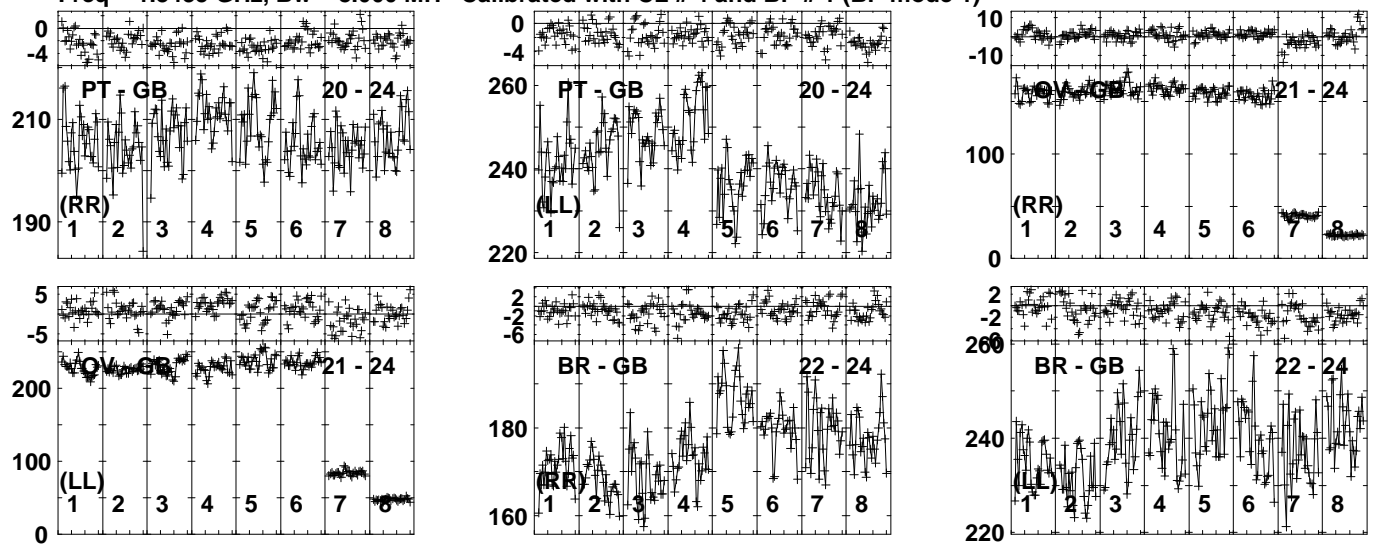


Lower frame: Milli Ampl Jy Top frame: Phas deg
 Vector averaged cross-power spectrum Several baselines displayed
 Timerange: 00/10:38:01 to 00/10:40:59

Plot file version 335 created 30-AUG-2023 08:43:25

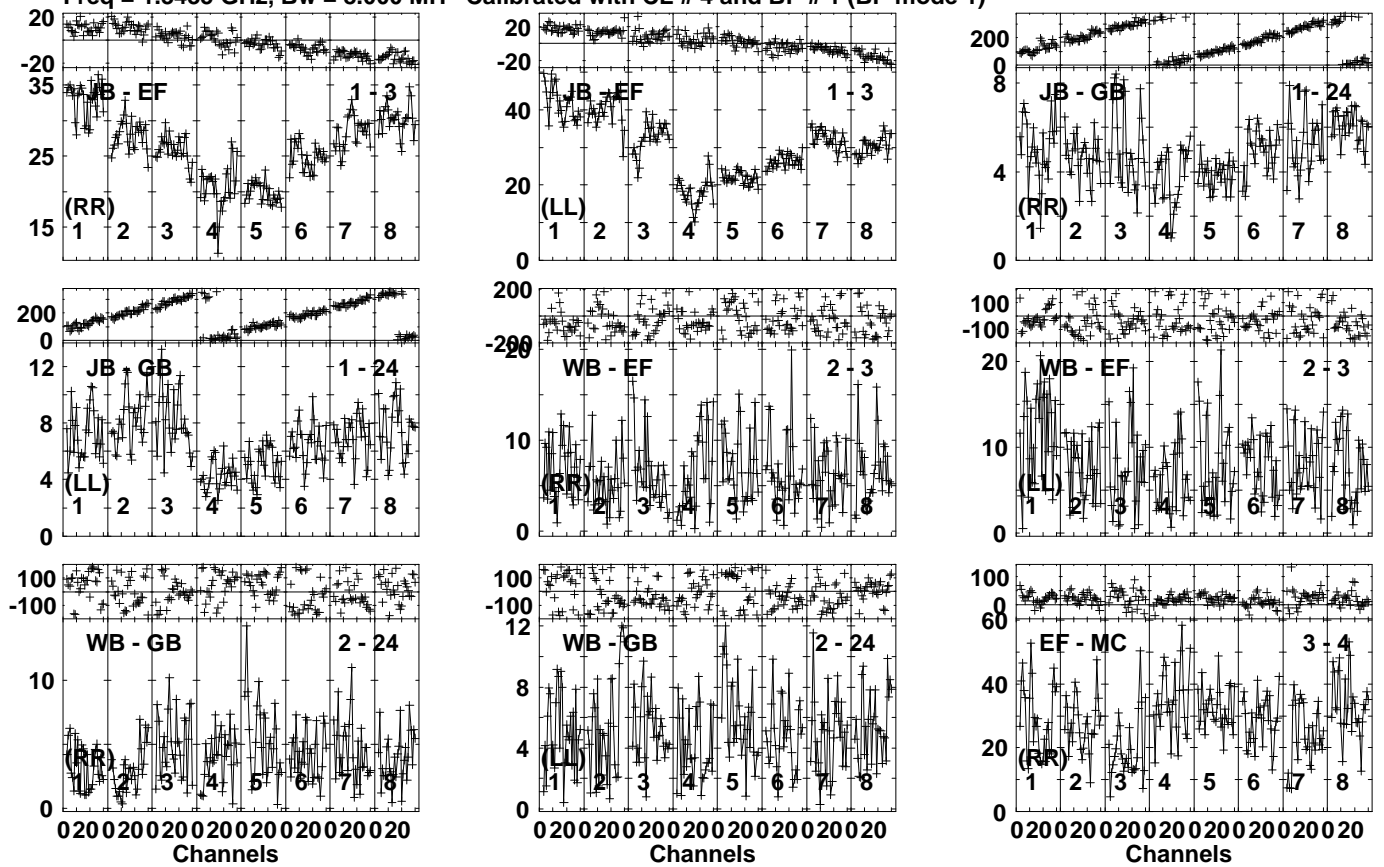
J1103+1158 GM081D 1.UVDATA.1

Freq = 1.3435 GHz, Bw = 8.000 MH Calibrated with CL # 4 and BP # 1 (BP mode 1)



Lower frame: Milli Ampl Jy Top frame: Phas deg
Vector averaged cross-power spectrum Several baselines displayed
Timerange: 00/10:38:01 to 00/10:40:59

Plot file version 336 created 30-AUG-2023 08:43:26
 J1100+1002 GM081D 1.UVDATA.1
 Freq = 1.3435 GHz, Bw = 8.000 MH Calibrated with CL # 4 and BP # 1 (BP mode 1)

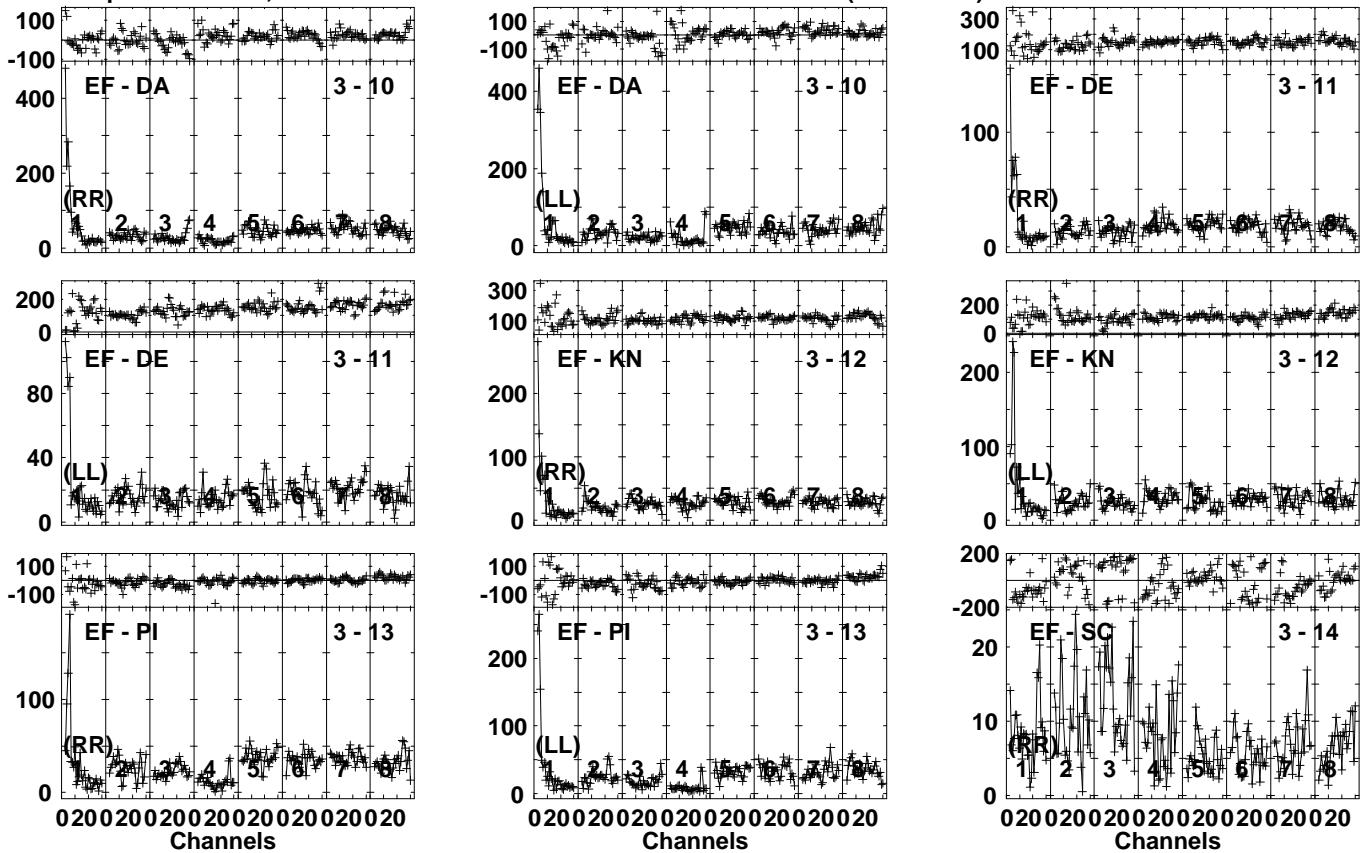


Lower frame: Milli Ampl Jy Top frame: Phas deg
 Vector averaged cross-power spectrum Several baselines displayed
 Timerange: 00/10:41:01 to 00/10:45:59

Plot file version 338 created 30-AUG-2023 08:43:28

J1100+1002 GM081D 1.UVDATA.1

Freq = 1.3435 GHz, Bw = 8.000 MH Calibrated with CL # 4 and BP # 1 (BP mode 1)

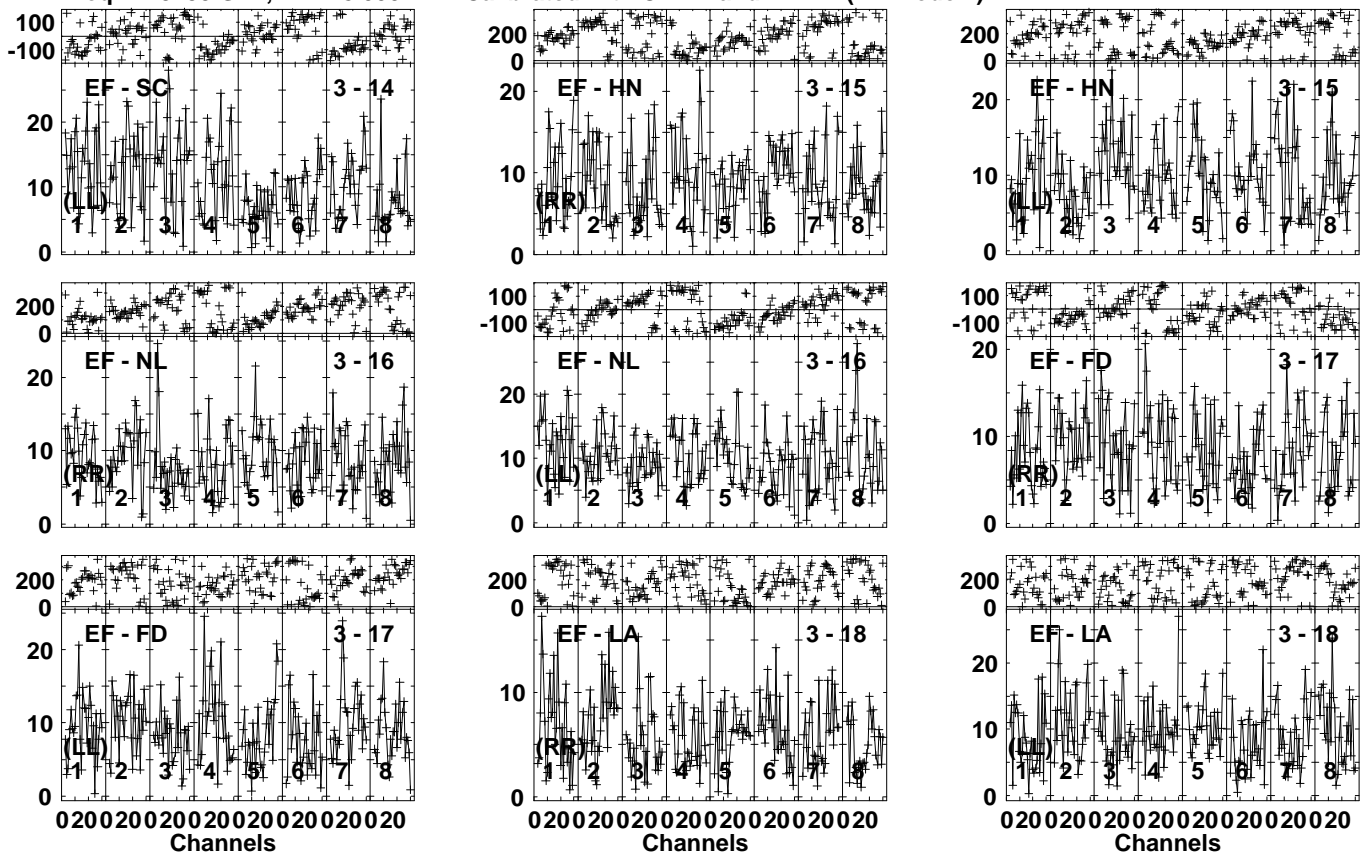


Lower frame: Milli Ampl Jy Top frame: Phas deg
Vector averaged cross-power spectrum Several baselines displayed
Timerange: 00/10:41:01 to 00/10:45:59

Plot file version 339 created 30-AUG-2023 08:43:28

J1100+1002 GM081D 1.UVDATA.1

Freq = 1.3435 GHz, Bw = 8.000 MH Calibrated with CL # 4 and BP # 1 (BP mode 1)

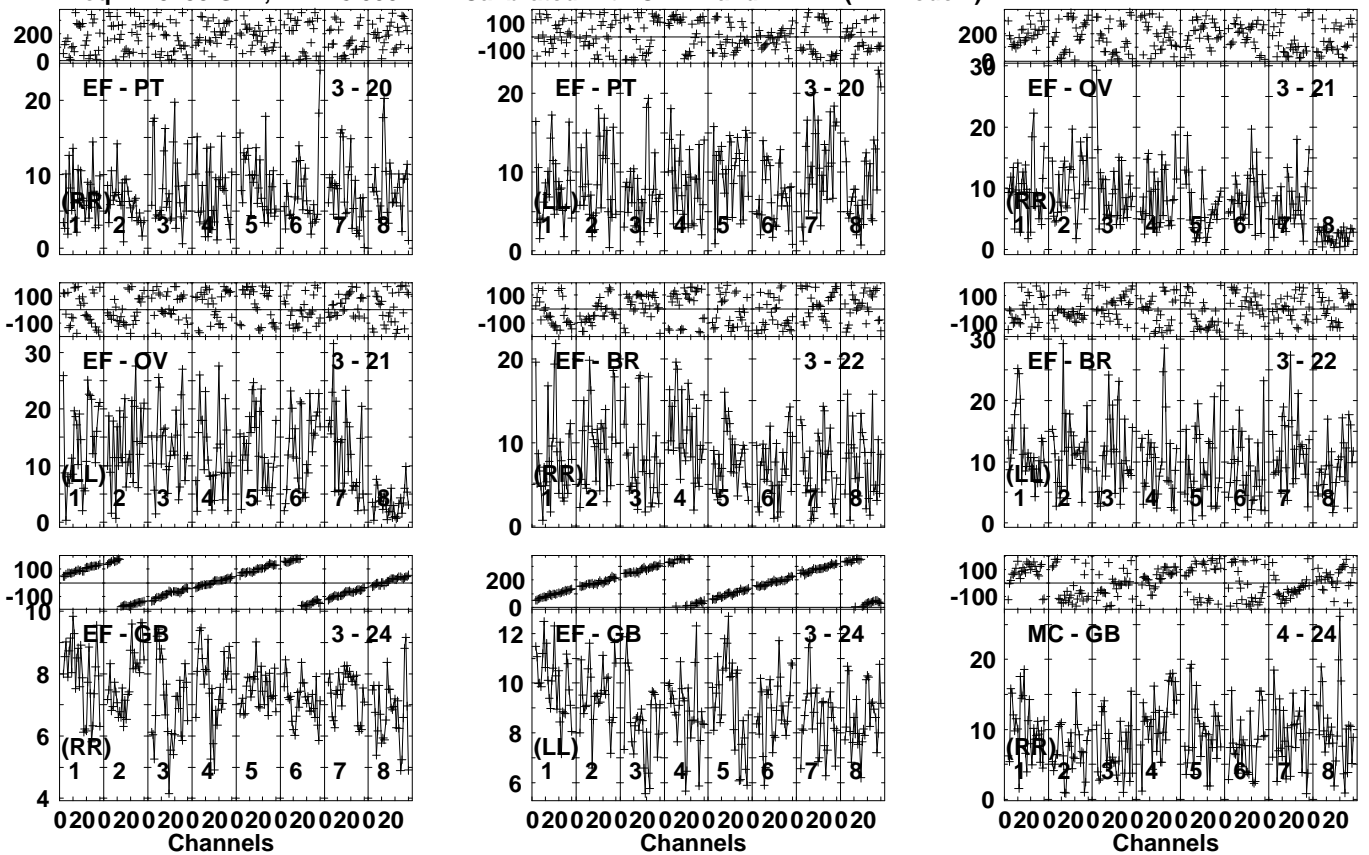


Lower frame: Milli Ampl Jy Top frame: Phas deg
Vector averaged cross-power spectrum Several baselines displayed
Timerange: 00/10:41:01 to 00/10:45:59

Plot file version 340 created 30-AUG-2023 08:43:29

J1100+1002 GM081D 1.UVDATA.1

Freq = 1.3435 GHz, Bw = 8.000 MH Calibrated with CL # 4 and BP # 1 (BP mode 1)

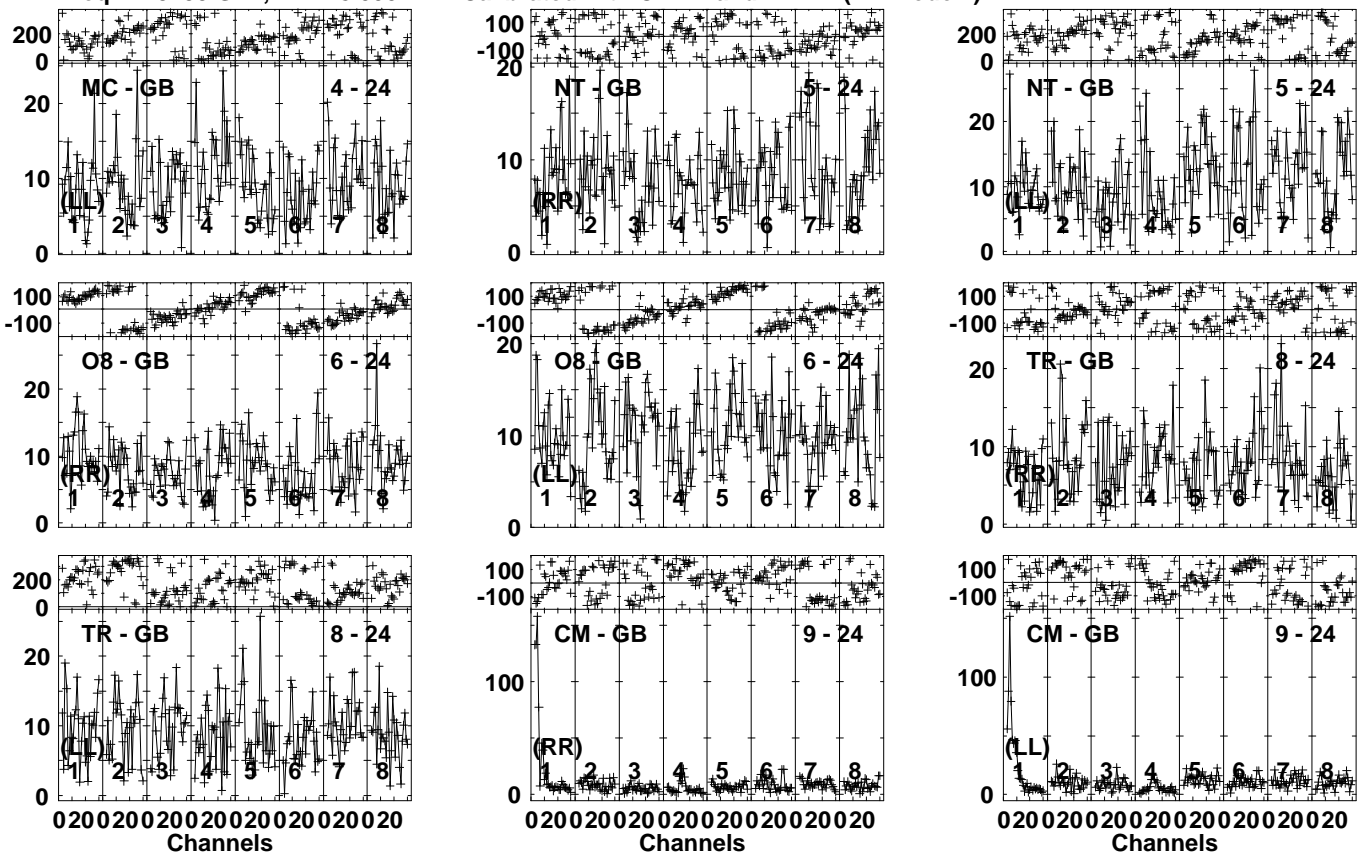


Lower frame: Milli Ampl Jy Top frame: Phas deg
Vector averaged cross-power spectrum Several baselines displayed
Timerange: 00/10:41:01 to 00/10:45:59

Plot file version 341 created 30-AUG-2023 08:43:30

J1100+1002 GM081D 1.UVDATA.1

Freq = 1.3435 GHz, Bw = 8.000 MH Calibrated with CL # 4 and BP # 1 (BP mode 1)

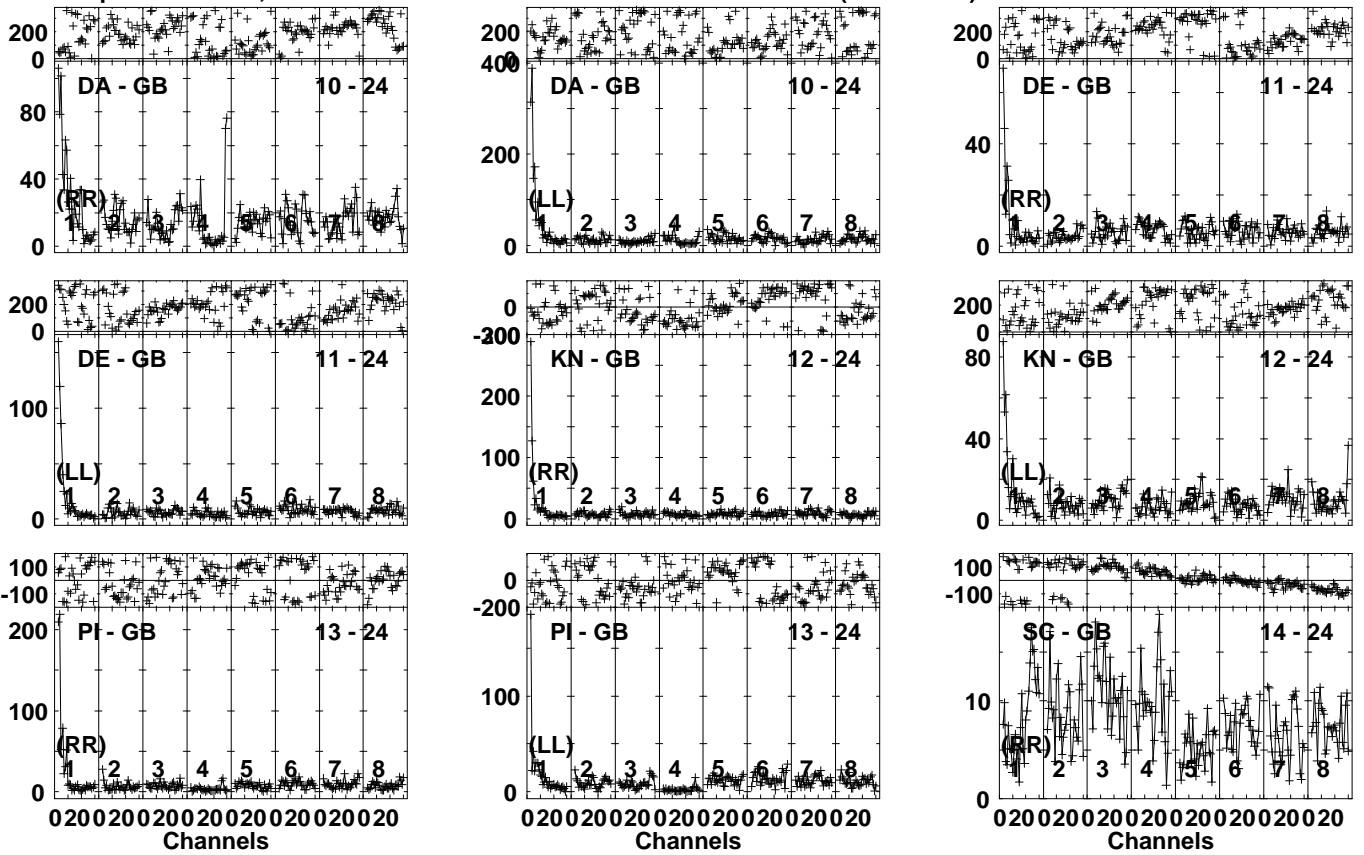


Lower frame: Milli Ampl Jy Top frame: Phas deg
Vector averaged cross-power spectrum Several baselines displayed
Timerange: 00/10:41:01 to 00/10:45:59

Plot file version 342 created 30-AUG-2023 08:43:31

J1100+1002 GM081D 1.UVDATA.1

Freq = 1.3435 GHz, Bw = 8.000 MH Calibrated with CL # 4 and BP # 1 (BP mode 1)

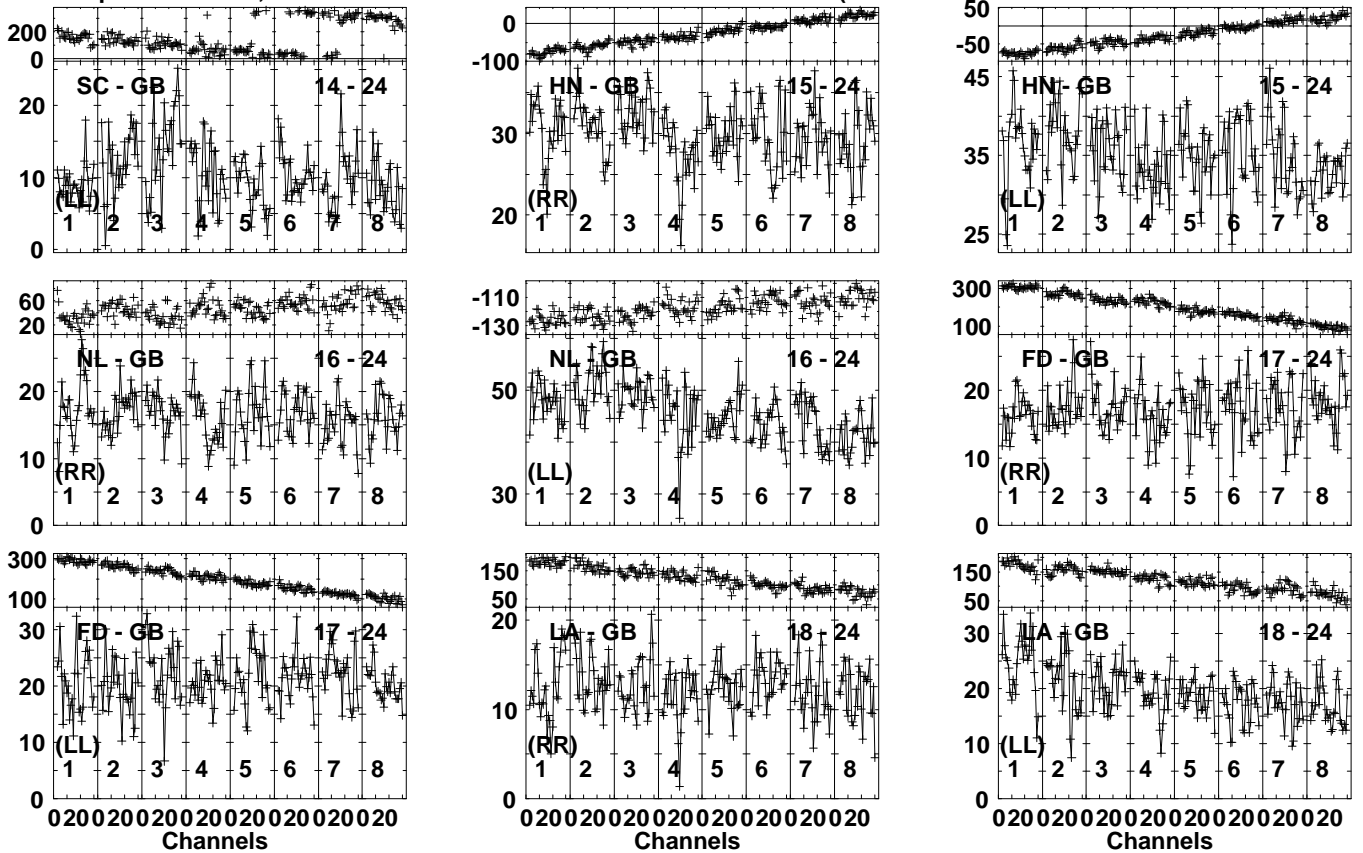


Lower frame: Milli Ampl Jy Top frame: Phas deg
Vector averaged cross-power spectrum Several baselines displayed
Timerange: 00/10:41:01 to 00/10:45:59

Plot file version 343 created 30-AUG-2023 08:43:31

J1100+1002 GM081D 1.UVDATA.1

Freq = 1.3435 GHz, Bw = 8.000 MH Calibrated with CL # 4 and BP # 1 (BP mode 1)

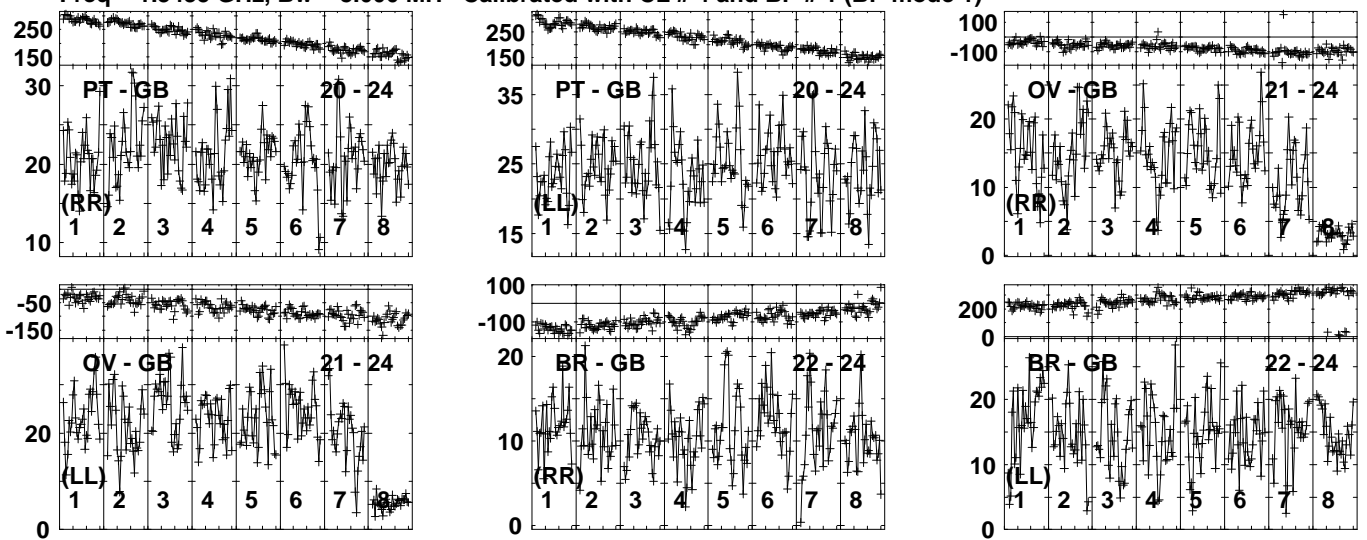


Lower frame: Milli Ampl Jy Top frame: Phas deg
Vector averaged cross-power spectrum Several baselines displayed
Timerange: 00/10:41:01 to 00/10:45:59

Plot file version 344 created 30-AUG-2023 08:43:32

J1100+1002 GM081D 1.UVDATA.1

Freq = 1.3435 GHz, Bw = 8.000 MH Calibrated with CL # 4 and BP # 1 (BP mode 1)

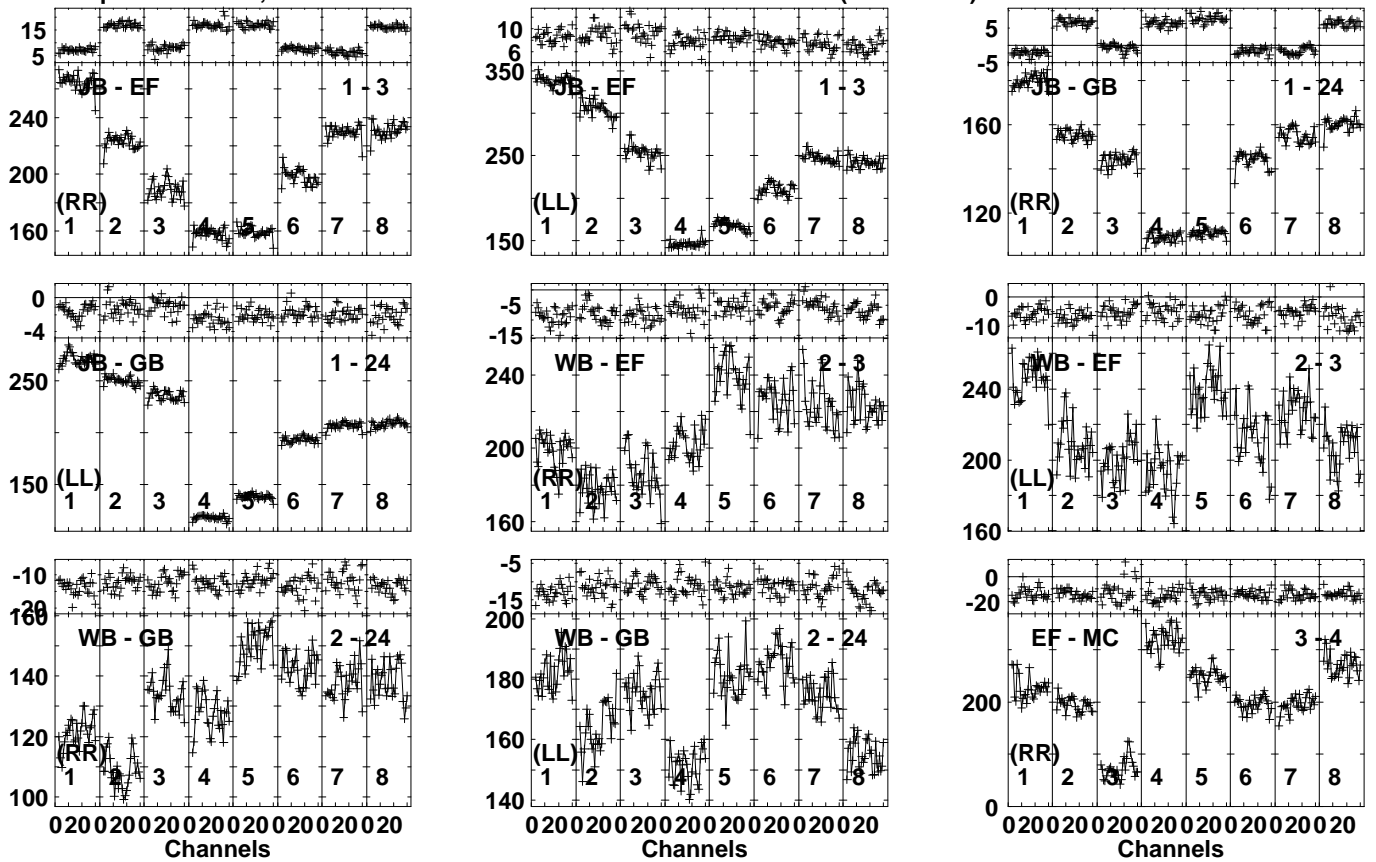


Lower frame: Milli Ampl Jy Top frame: Phas deg

Vector averaged cross-power spectrum Several baselines displayed

Timerange: 00/10:41:01 to 00/10:45:59

Plot file version 345 created 30-AUG-2023 08:43:33
 J1103+1158 GM081D 1.UVDATA.1
 Freq = 1.3435 GHz, Bw = 8.000 MH Calibrated with CL # 4 and BP # 1 (BP mode 1)

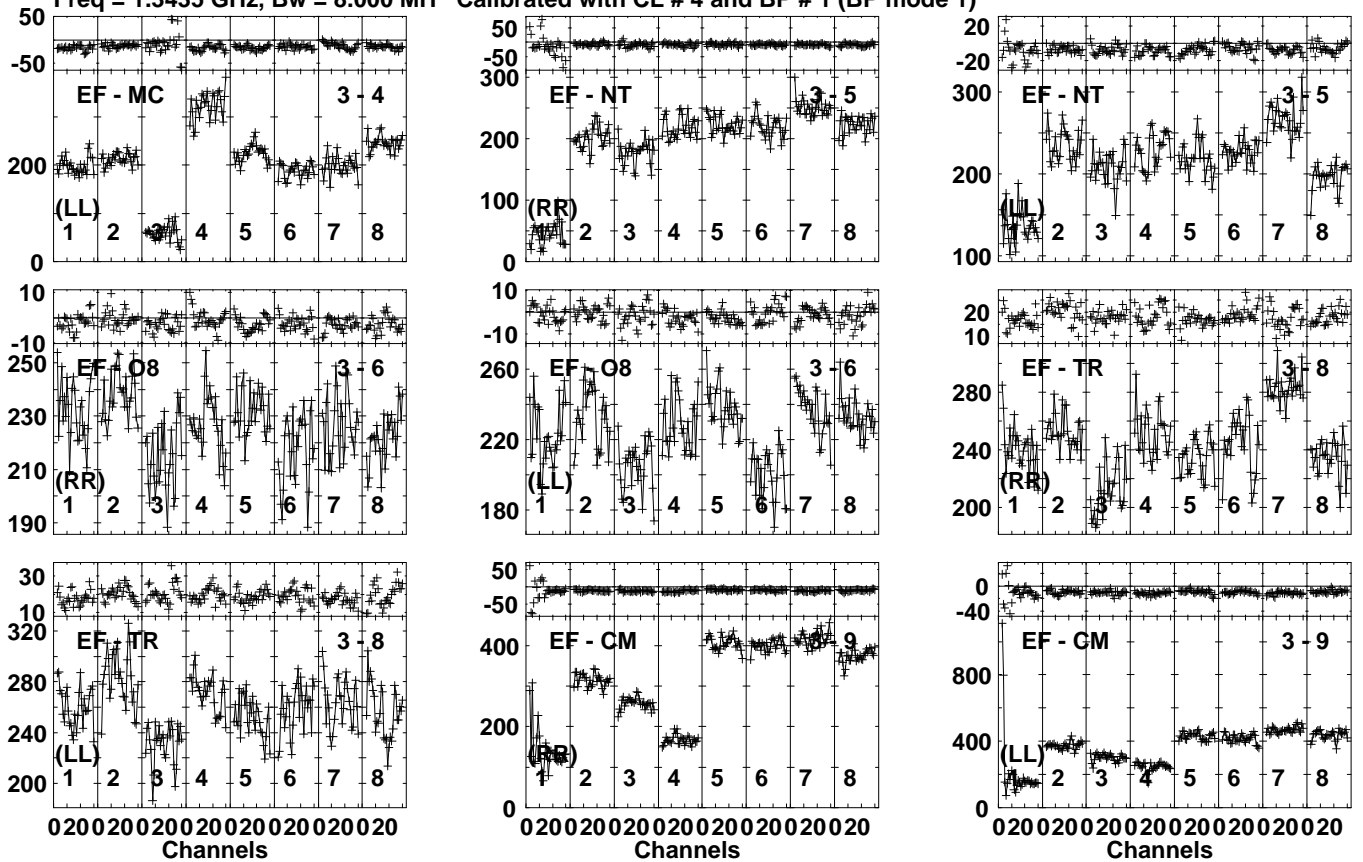


Lower frame: Milli Ampl Jy Top frame: Phas deg
 Vector averaged cross-power spectrum Several baselines displayed
 Timerange: 00/10:46:01 to 00/10:47:59

Plot file version 346 created 30-AUG-2023 08:43:34

J1103+1158 GM081D 1.UVDATA.1

Freq = 1.3435 GHz, Bw = 8.000 MH Calibrated with CL # 4 and BP # 1 (BP mode 1)

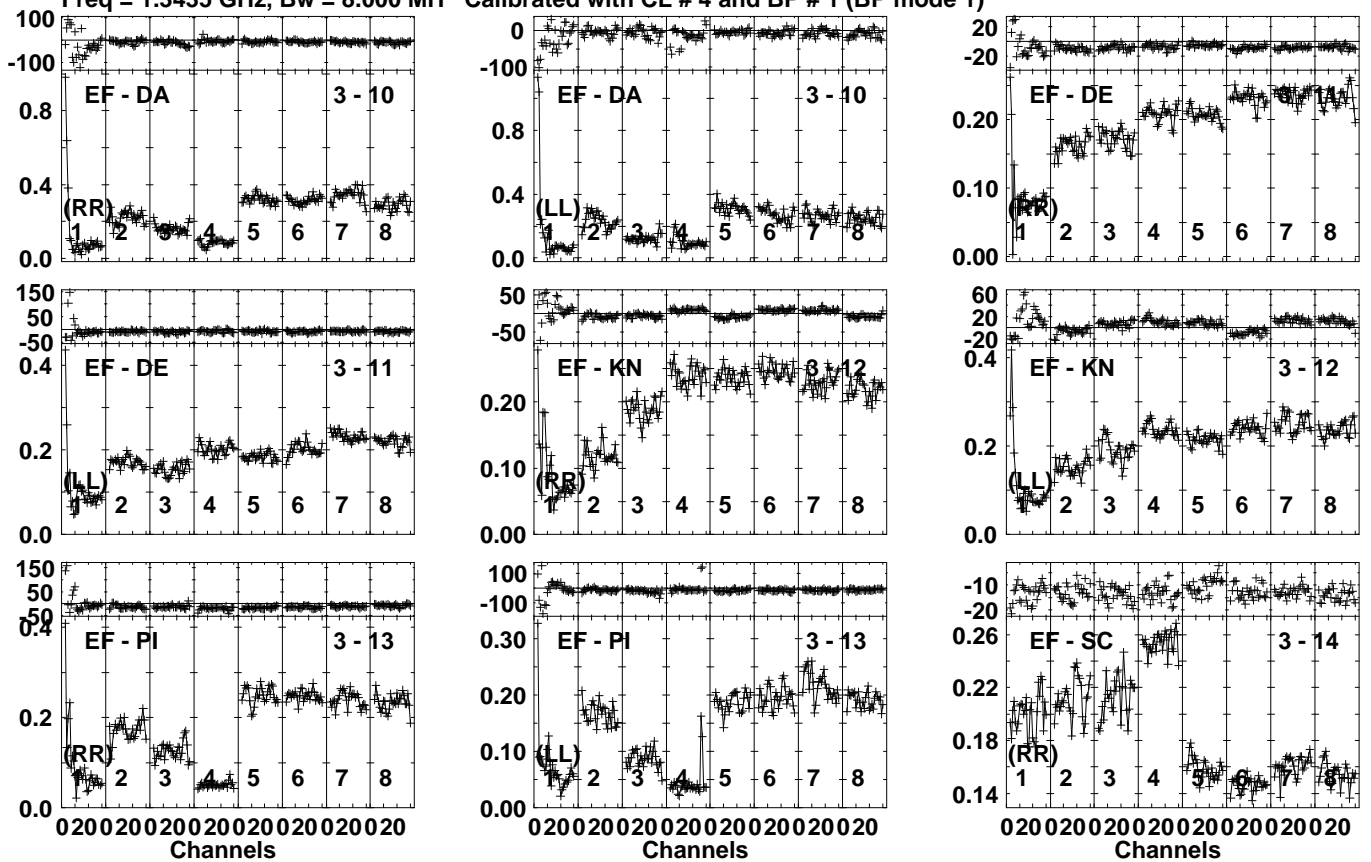


Lower frame: Milli Ampl Jy Top frame: Phas deg
Vector averaged cross-power spectrum Several baselines displayed
Timerange: 00/10:46:01 to 00/10:47:59

Plot file version 347 created 30-AUG-2023 08:43:34

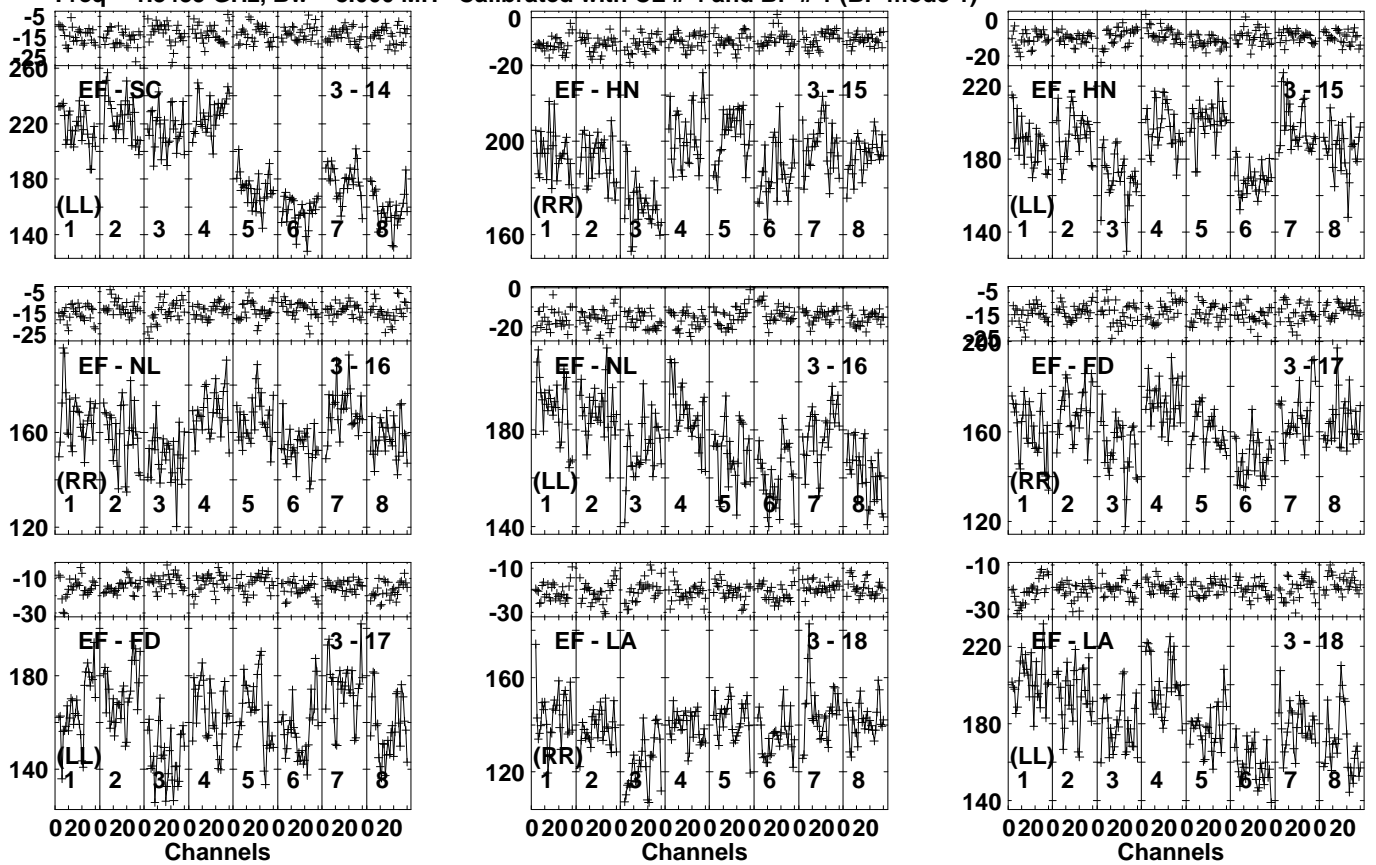
J1103+1158 GM081D 1.UVDATA.1

Freq = 1.3435 GHz, Bw = 8.000 MH Calibrated with CL # 4 and BP # 1 (BP mode 1)



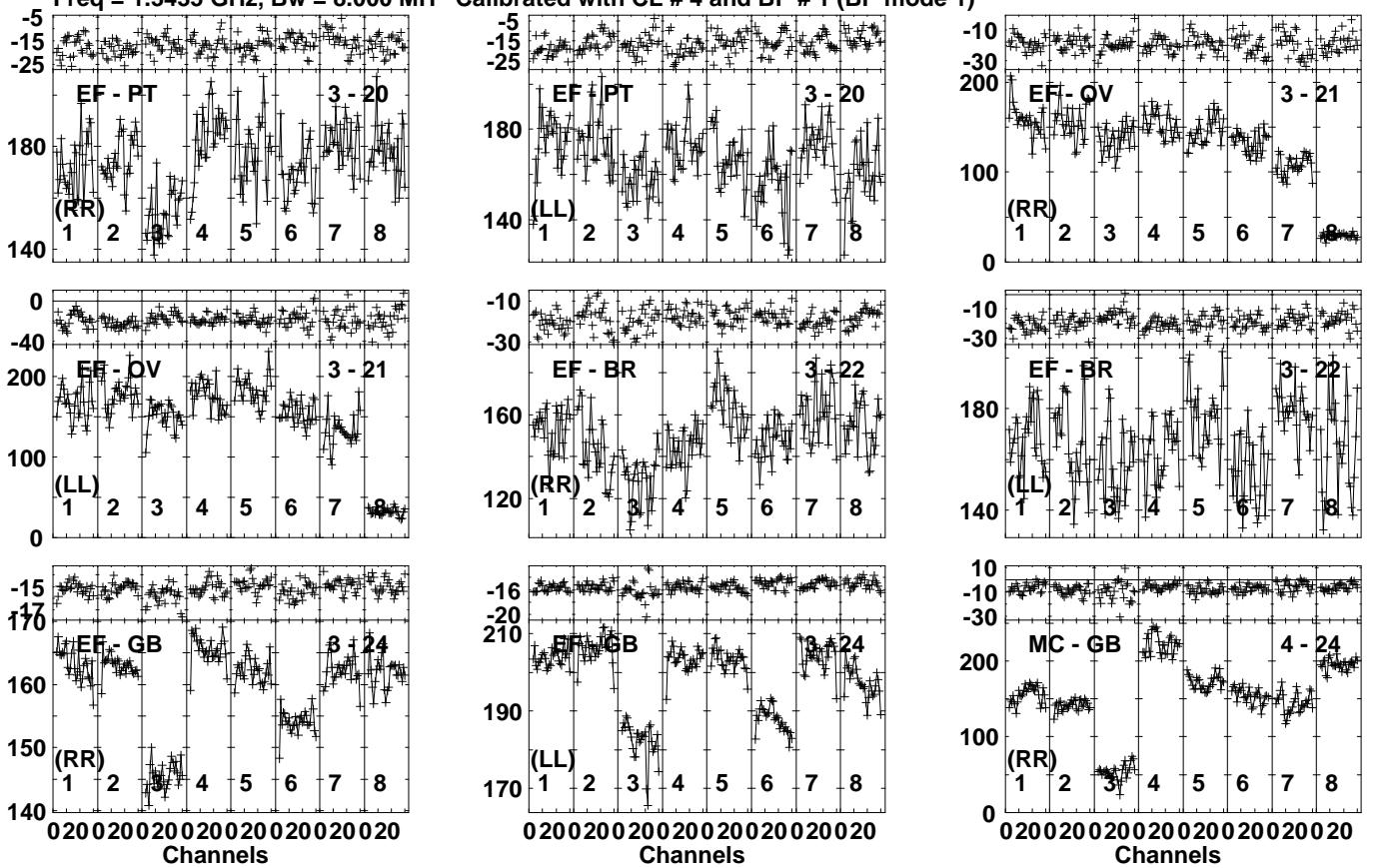
Lower frame: Ampl Jy Top frame: Phas deg
Vector averaged cross-power spectrum Several baselines displayed
Timerange: 00/10:46:01 to 00/10:47:59

Plot file version 348 created 30-AUG-2023 08:43:35
 J1103+1158 GM081D 1.UVDATA.1
 Freq = 1.3435 GHz, Bw = 8.000 MH Calibrated with CL # 4 and BP # 1 (BP mode 1)



Lower frame: Milli Ampl Jy Top frame: Phas deg
 Vector averaged cross-power spectrum Several baselines displayed
 Timerange: 00/10:46:01 to 00/10:47:59

Plot file version 349 created 30-AUG-2023 08:43:36
 J1103+1158 GM081D 1.UVDATA.1
 Freq = 1.3435 GHz, Bw = 8.000 MH Calibrated with CL # 4 and BP # 1 (BP mode 1)

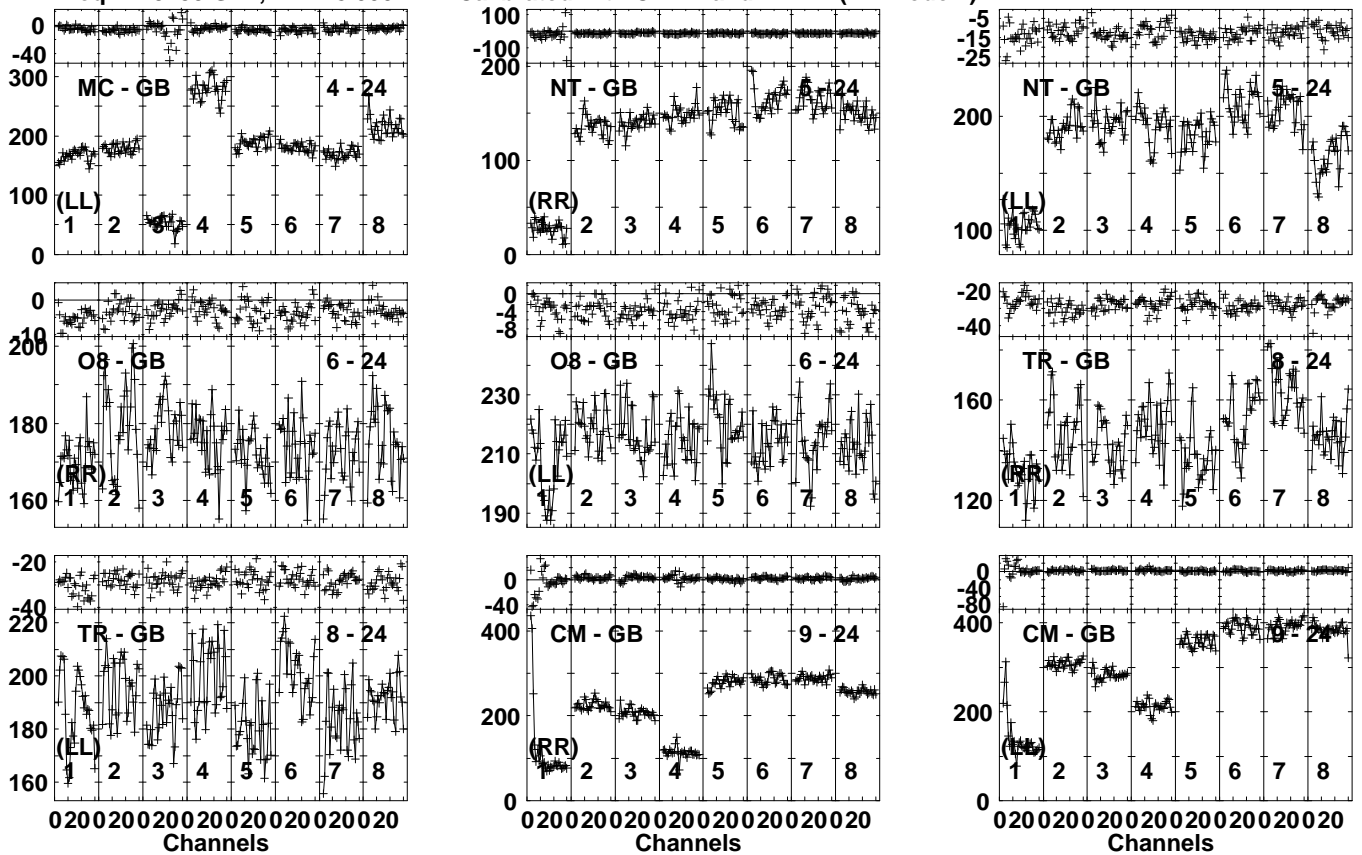


Lower frame: Milli Ampl Jy Top frame: Phas deg
 Vector averaged cross-power spectrum Several baselines displayed
 Timerange: 00/10:46:01 to 00/10:47:59

Plot file version 350 created 30-AUG-2023 08:43:36

J1103+1158 GM081D 1.UVDATA.1

Freq = 1.3435 GHz, Bw = 8.000 MH Calibrated with CL # 4 and BP # 1 (BP mode 1)

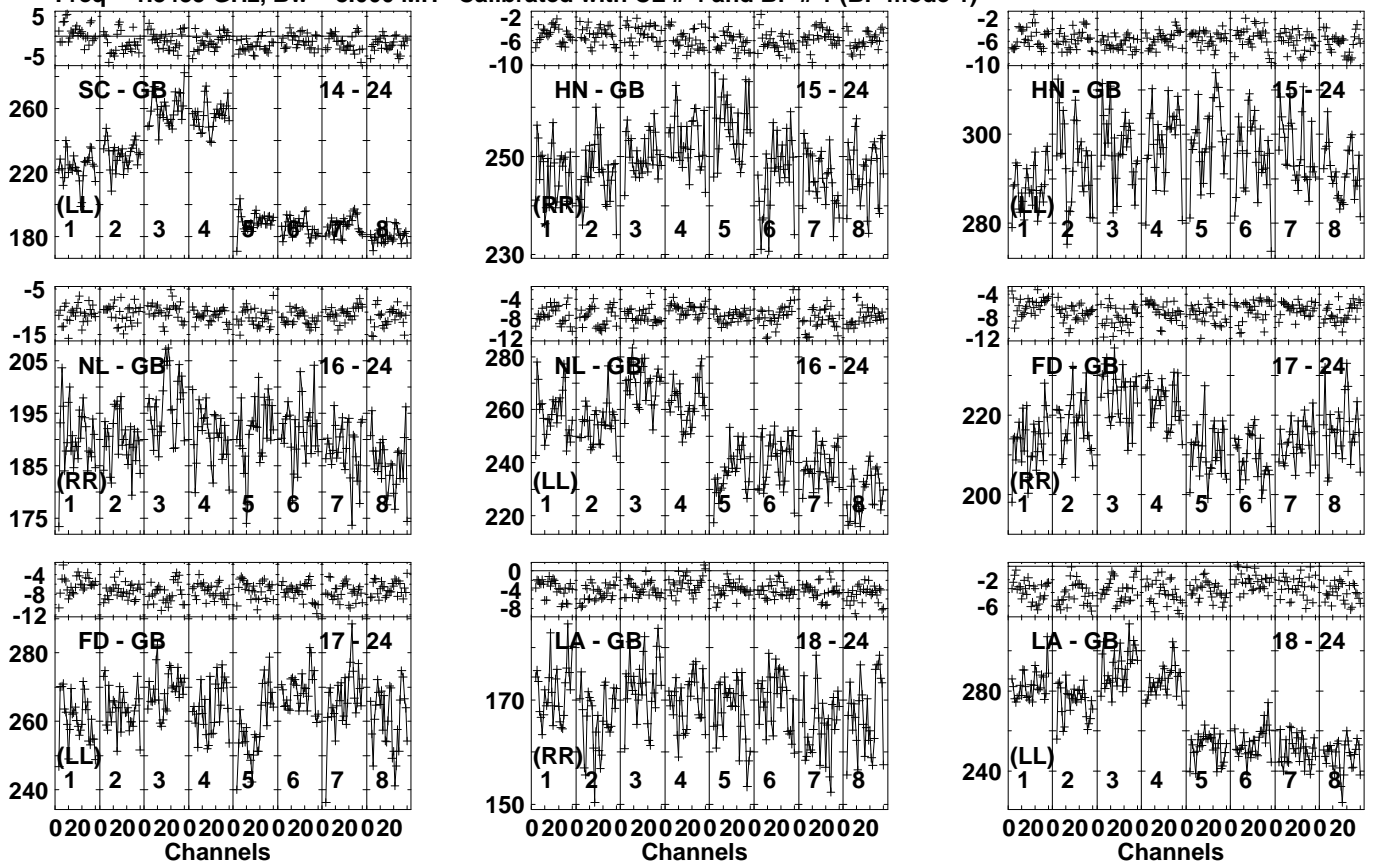


Lower frame: Milli Ampl Jy Top frame: Phas deg
Vector averaged cross-power spectrum Several baselines displayed
Timerange: 00/10:46:01 to 00/10:47:59

Plot file version 352 created 30-AUG-2023 08:43:38

J1103+1158 GM081D 1.UVDATA.1

Freq = 1.3435 GHz, Bw = 8.000 MH Calibrated with CL # 4 and BP # 1 (BP mode 1)

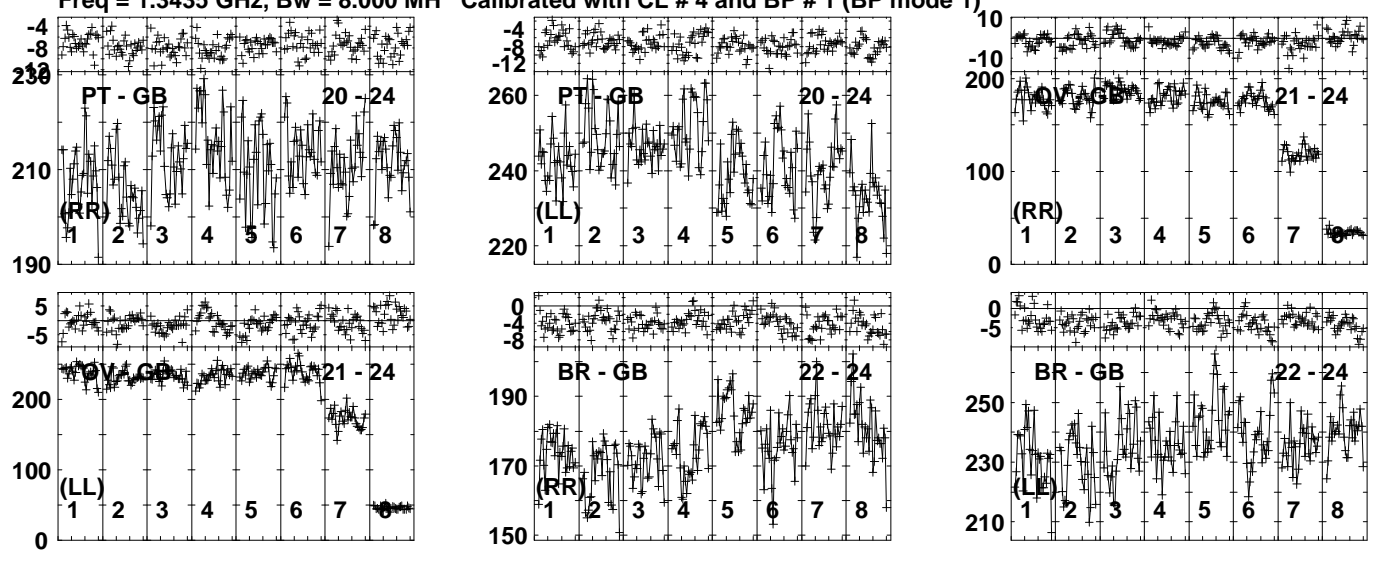


Lower frame: Milli Ampl Jy Top frame: Phas deg
Vector averaged cross-power spectrum Several baselines displayed
Timerange: 00/10:46:01 to 00/10:47:59

Plot file version 353 created 30-AUG-2023 08:43:39

J1103+1158 GM081D 1.UVDATA.1

Freq = 1.3435 GHz, Bw = 8.000 MH Calibrated with CL # 4 and BP # 1 (BP mode 1)

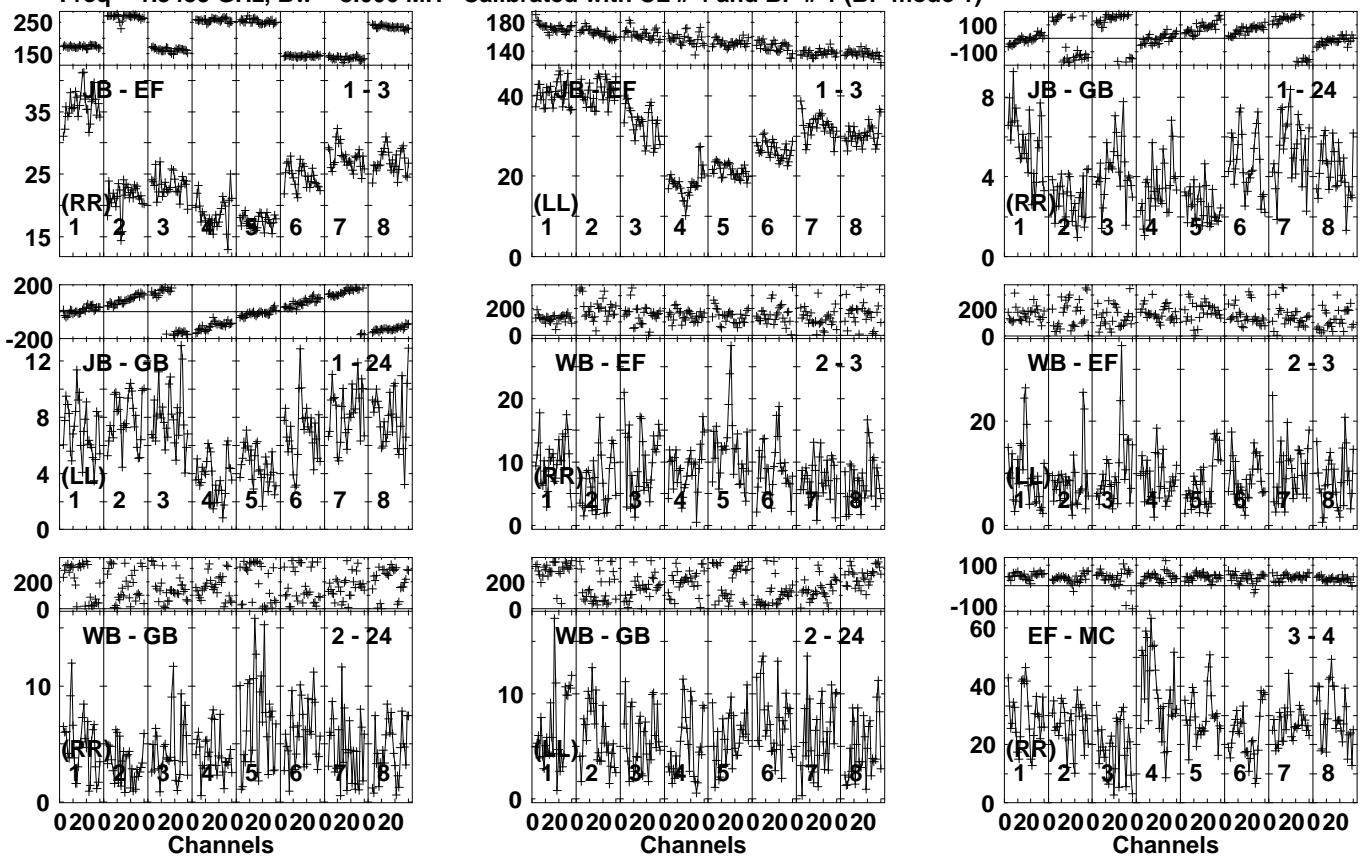


Lower frame: Milli Ampl Jy Top frame: Phas deg
Vector averaged cross-power spectrum Several baselines displayed
Timerange: 00/10:46:01 to 00/10:47:59

Plot file version 354 created 30-AUG-2023 08:43:39

J1100+1002 GM081D 1.UVDATA.1

Freq = 1.3435 GHz, Bw = 8.000 MH Calibrated with CL # 4 and BP # 1 (BP mode 1)

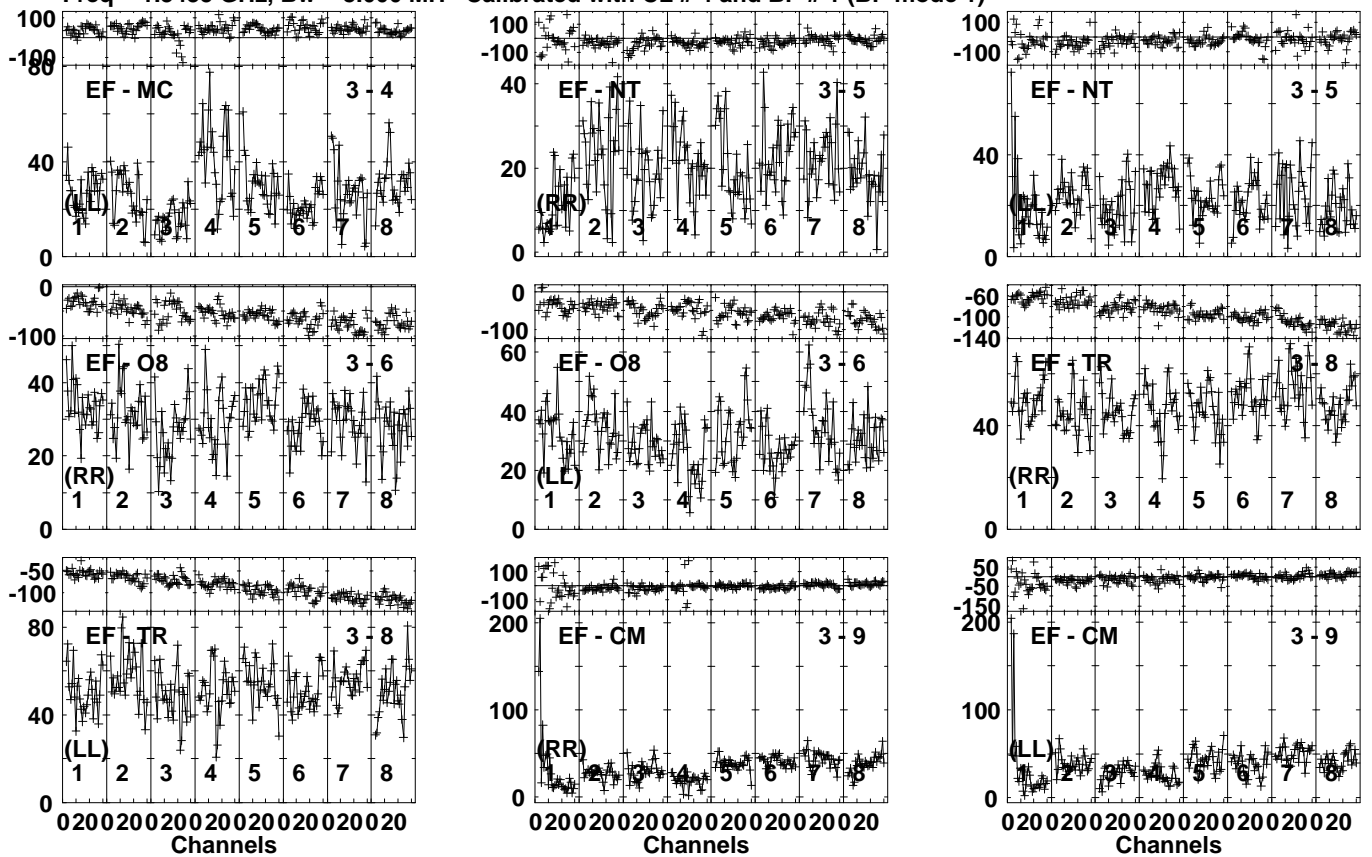


Lower frame: Milli Ampl Jy Top frame: Phas deg
Vector averaged cross-power spectrum Several baselines displayed
Timerange: 00/10:48:01 to 00/10:52:59

Plot file version 355 created 30-AUG-2023 08:43:40

J1100+1002 GM081D 1.UVDATA.1

Freq = 1.3435 GHz, Bw = 8.000 MH Calibrated with CL # 4 and BP # 1 (BP mode 1)

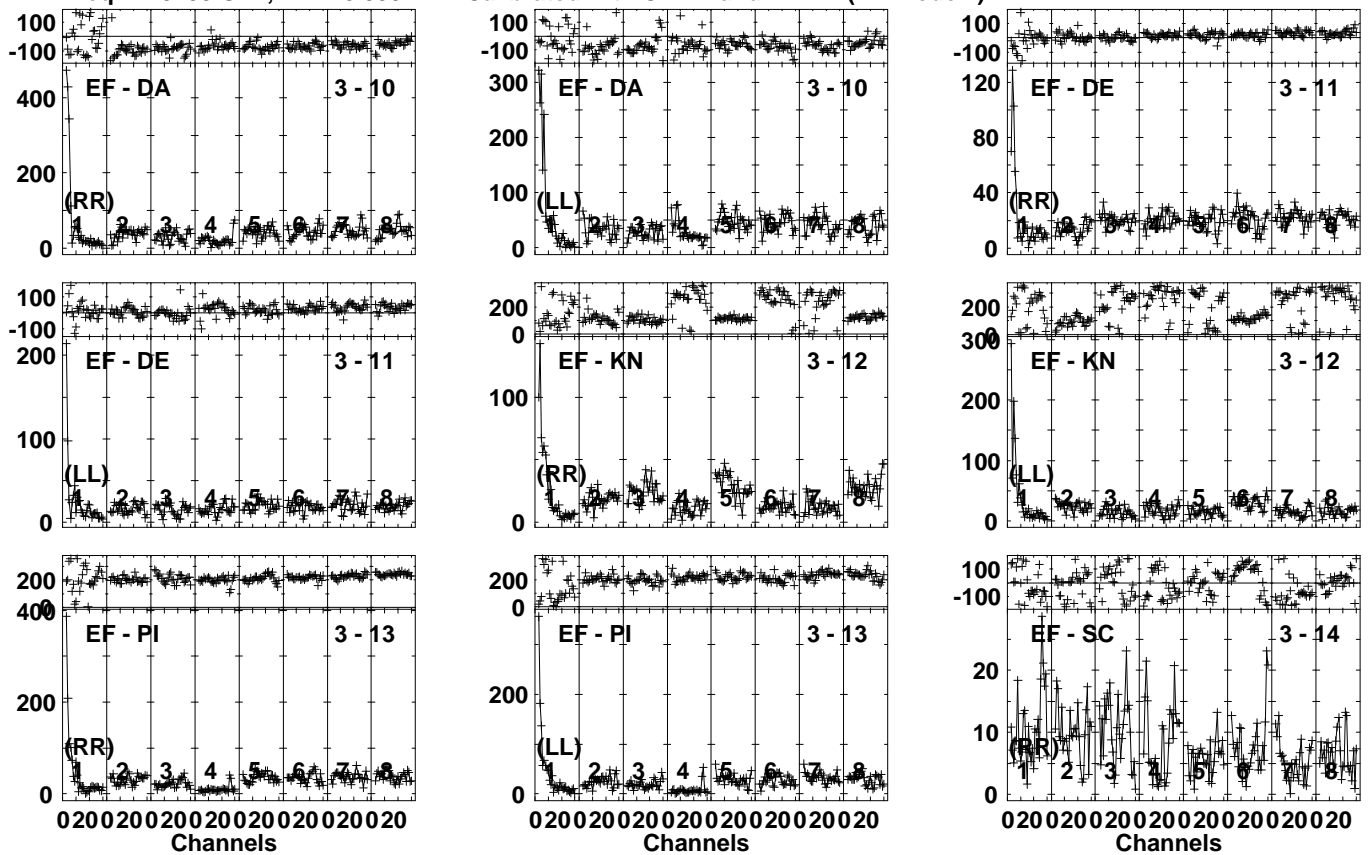


Lower frame: Milli Ampl Jy Top frame: Phas deg
Vector averaged cross-power spectrum Several baselines displayed
Timerange: 00/10:48:01 to 00/10:52:59

Plot file version 356 created 30-AUG-2023 08:43:41

J1100+1002 GM081D 1.UVDATA.1

Freq = 1.3435 GHz, Bw = 8.000 MH Calibrated with CL # 4 and BP # 1 (BP mode 1)

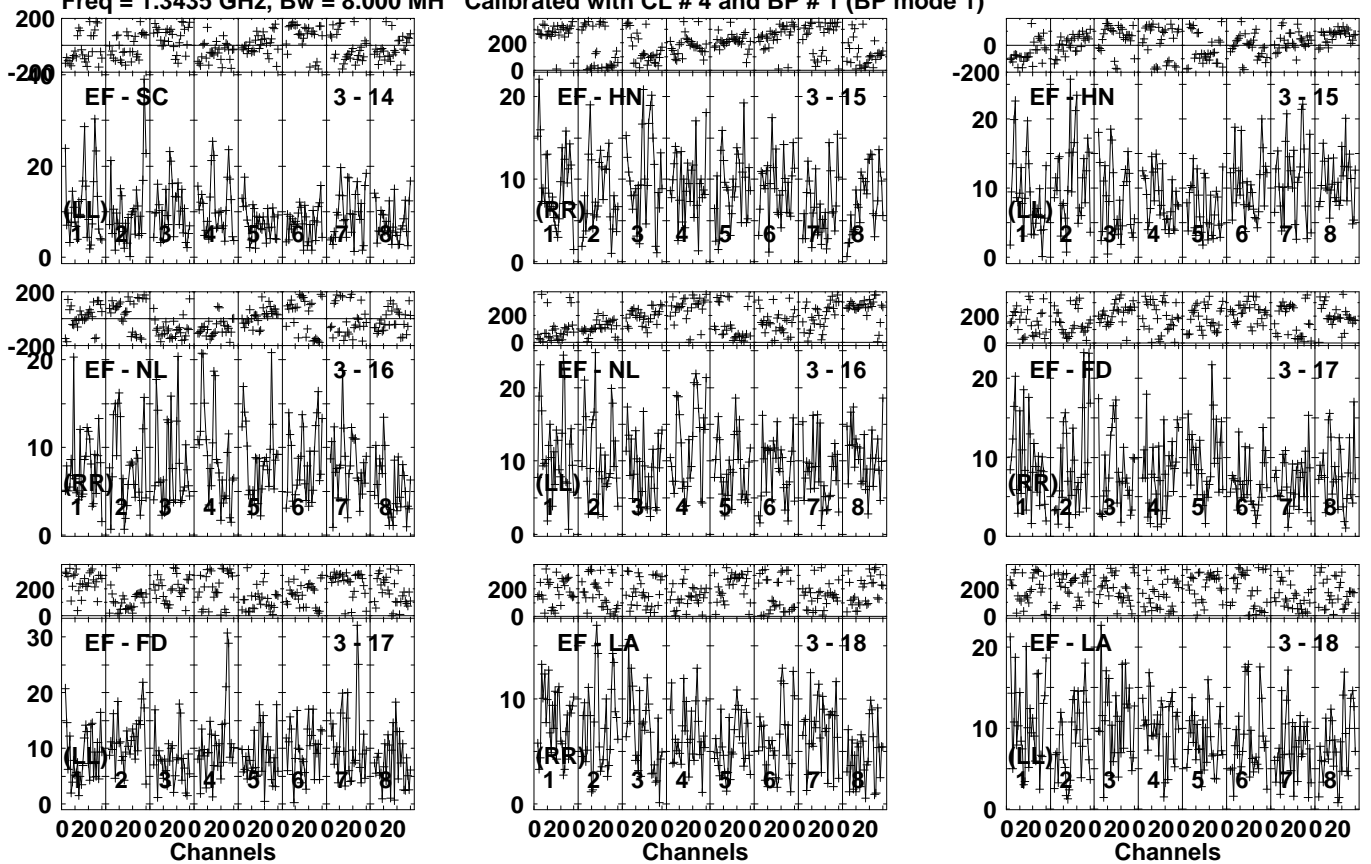


Lower frame: Milli Ampl Jy Top frame: Phas deg
Vector averaged cross-power spectrum Several baselines displayed
Timerange: 00/10:48:01 to 00/10:52:59

Plot file version 357 created 30-AUG-2023 08:43:41

J1100+1002 GM081D 1.UVDATA.1

Freq = 1.3435 GHz, Bw = 8.000 MH Calibrated with CL # 4 and BP # 1 (BP mode 1)

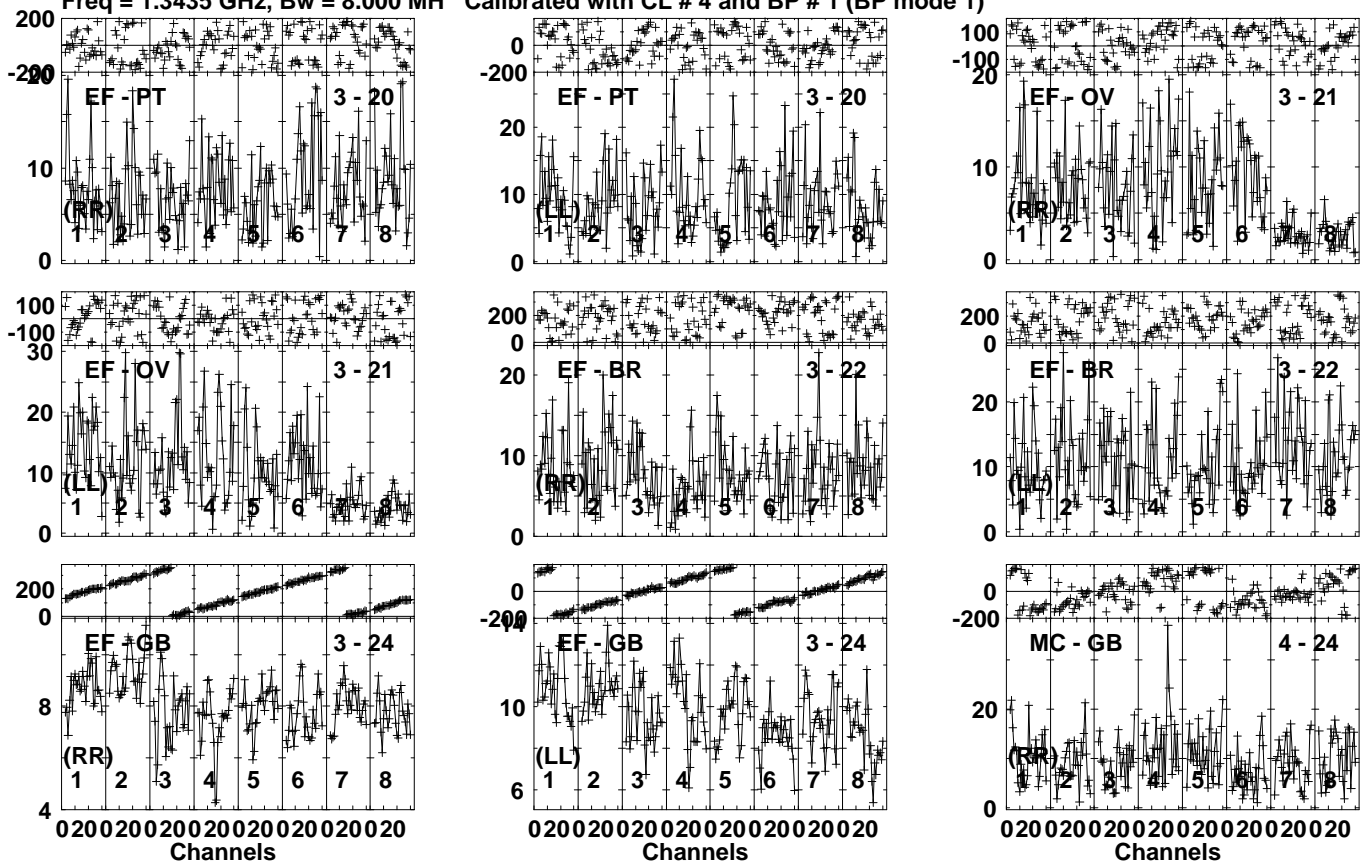


Lower frame: Milli Ampl Jy Top frame: Phas deg
Vector averaged cross-power spectrum Several baselines displayed
Timerange: 00/10:48:01 to 00/10:52:59

Plot file version 358 created 30-AUG-2023 08:43:42

J1100+1002 GM081D 1.UVDATA.1

Freq = 1.3435 GHz, Bw = 8.000 MH Calibrated with CL # 4 and BP # 1 (BP mode 1)

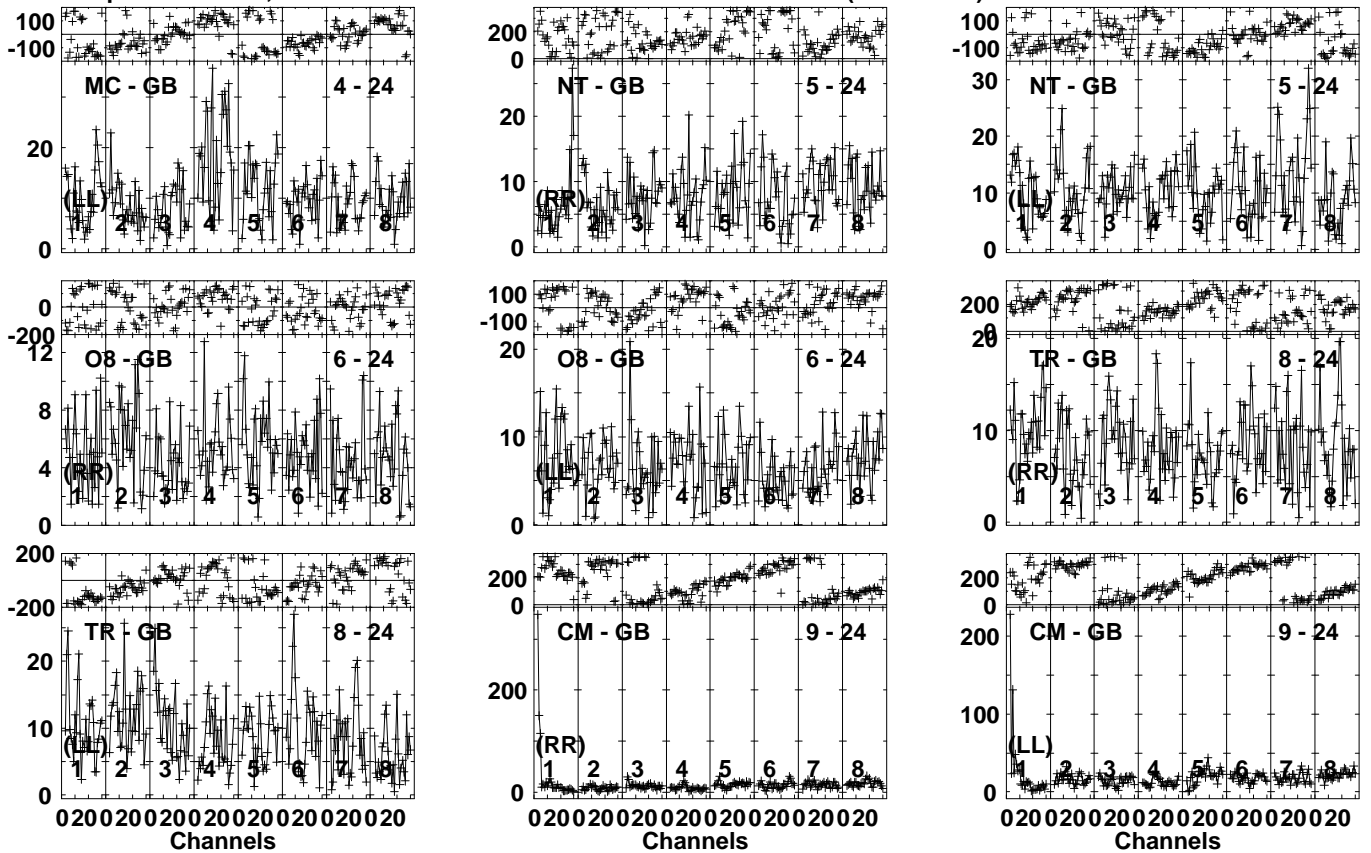


Lower frame: Milli Ampl Jy Top frame: Phas deg
Vector averaged cross-power spectrum Several baselines displayed
Timerange: 00/10:48:01 to 00/10:52:59

Plot file version 359 created 30-AUG-2023 08:43:43

J1100+1002 GM081D 1.UVDATA.1

Freq = 1.3435 GHz, Bw = 8.000 MH Calibrated with CL # 4 and BP # 1 (BP mode 1)

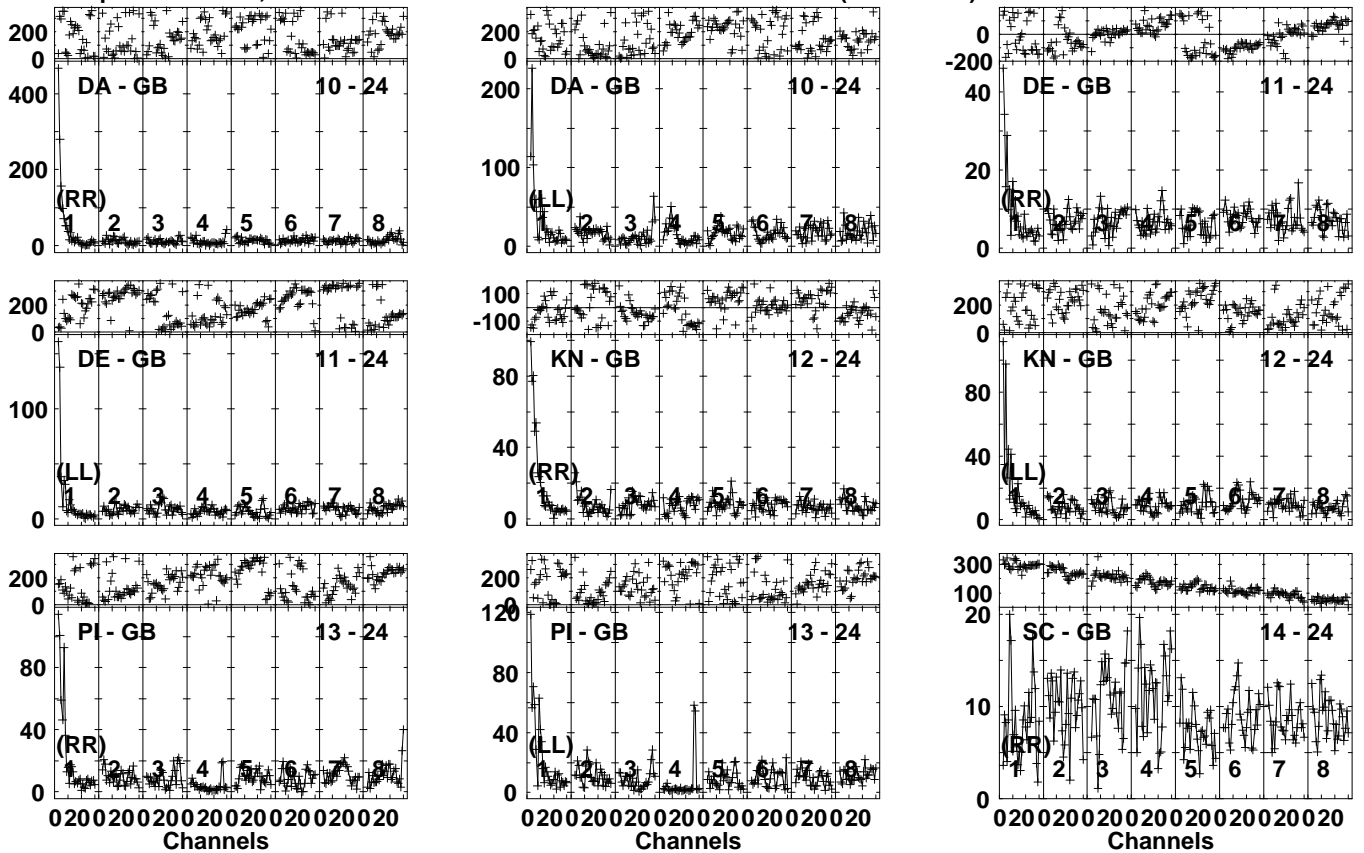


Lower frame: Milli Ampl Jy Top frame: Phas deg
Vector averaged cross-power spectrum Several baselines displayed
Timerange: 00/10:48:01 to 00/10:52:59

Plot file version 360 created 30-AUG-2023 08:43:44

J1100+1002 GM081D 1.UVDATA.1

Freq = 1.3435 GHz, Bw = 8.000 MH Calibrated with CL # 4 and BP # 1 (BP mode 1)

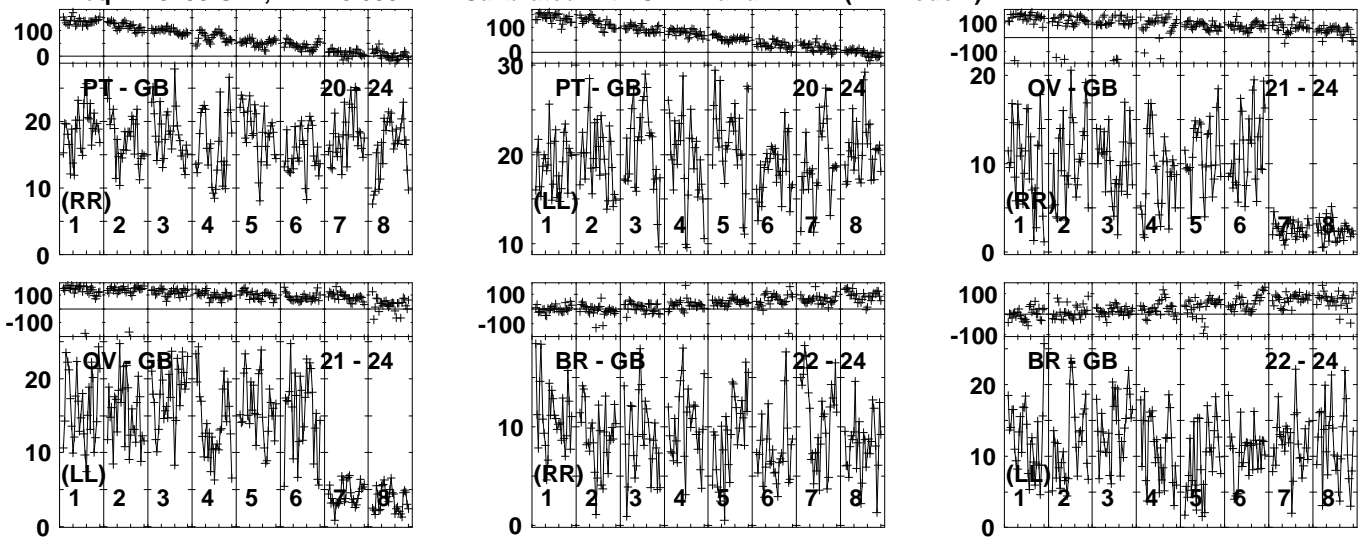


Lower frame: Milli Ampl Jy Top frame: Phas deg
Vector averaged cross-power spectrum Several baselines displayed
Timerange: 00/10:48:01 to 00/10:52:59

Plot file version 362 created 30-AUG-2023 08:43:45

J1100+1002 GM081D 1.UVDATA.1

Freq = 1.3435 GHz, Bw = 8.000 MH Calibrated with CL # 4 and BP # 1 (BP mode 1)

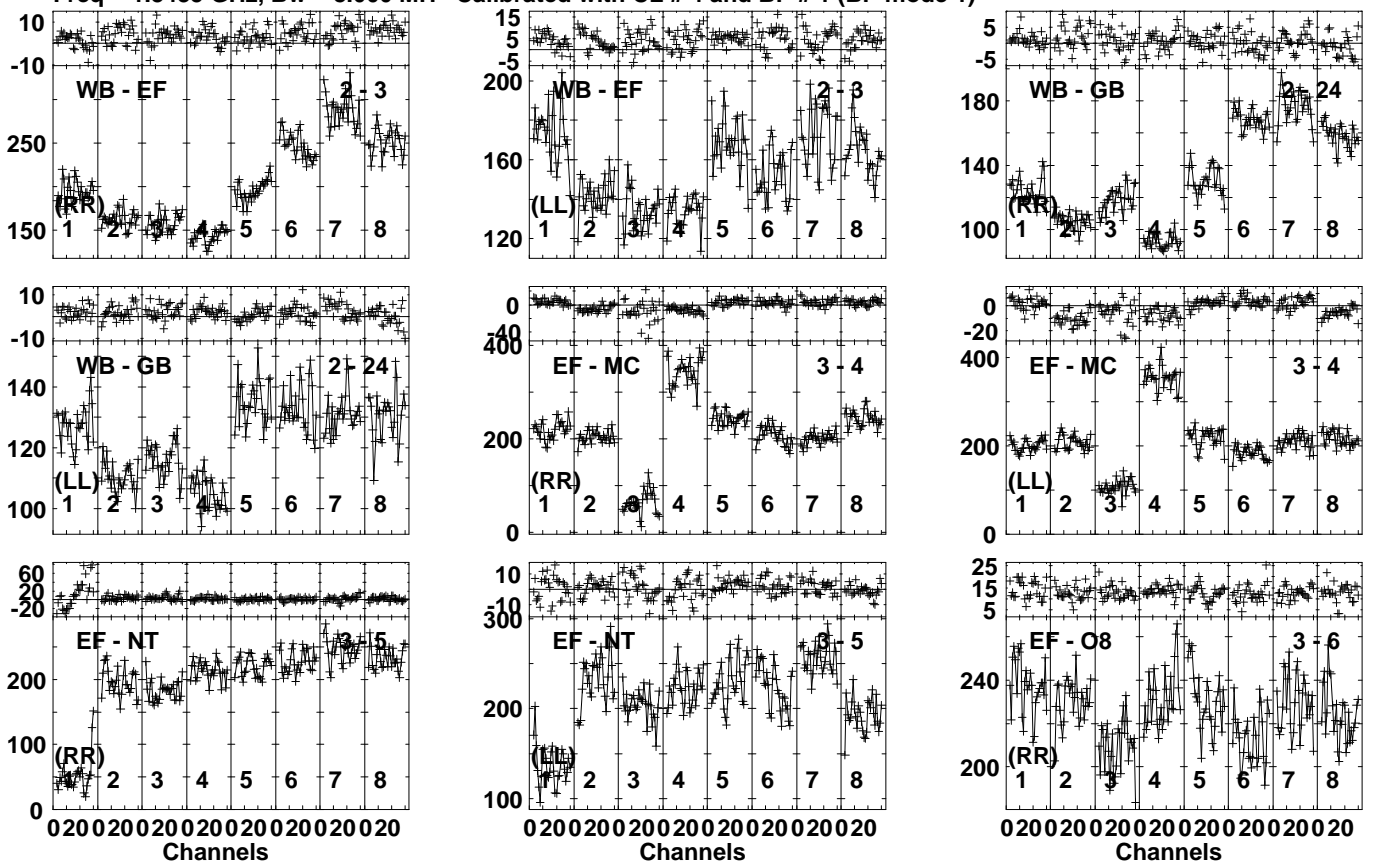


Lower frame: Milli Ampl Jy Top frame: Phas deg

Vector averaged cross-power spectrum Several baselines displayed

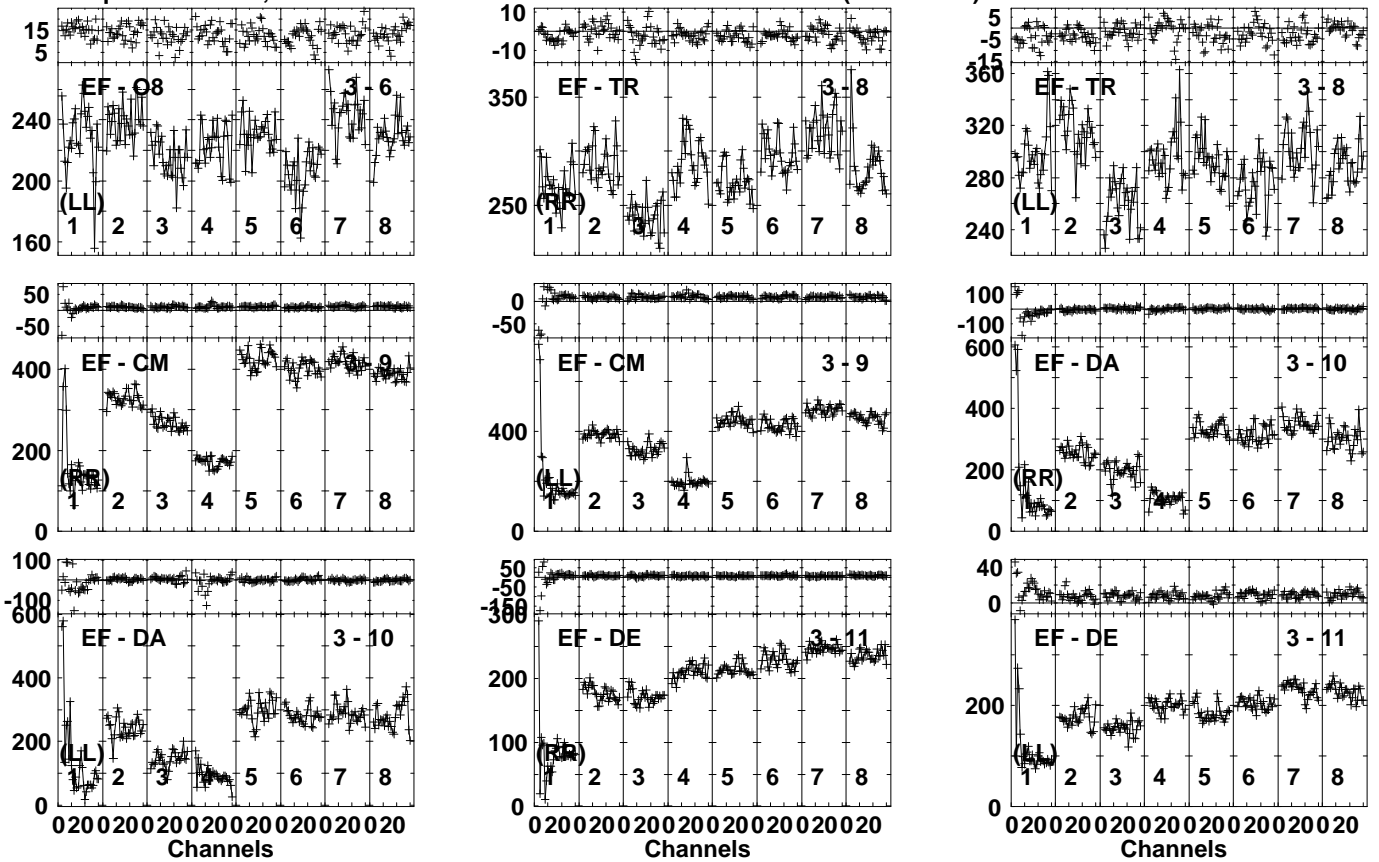
Timerange: 00/10:48:01 to 00/10:52:59

Plot file version 363 created 30-AUG-2023 08:43:46
 J1103+1158 GM081D 1.UVDATA.1
 Freq = 1.3435 GHz, Bw = 8.000 MH Calibrated with CL # 4 and BP # 1 (BP mode 1)



Lower frame: Milli Ampl Jy Top frame: Phas deg
 Vector averaged cross-power spectrum Several baselines displayed
 Timerange: 00/10:53:31 to 00/10:54:59

Plot file version 364 created 30-AUG-2023 08:43:47
 J1103+1158 GM081D 1.UVDATA.1
 Freq = 1.3435 GHz, Bw = 8.000 MH Calibrated with CL # 4 and BP # 1 (BP mode 1)

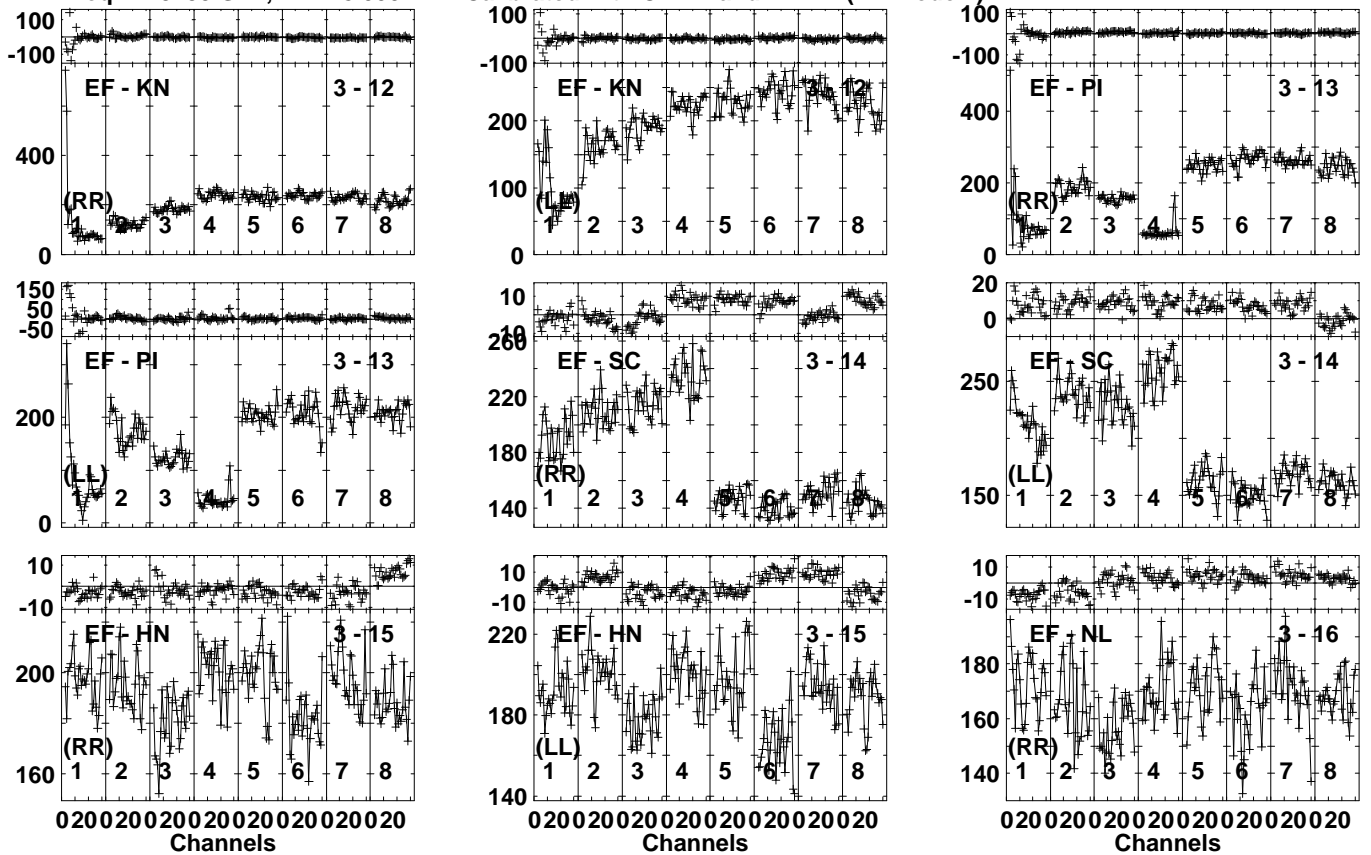


Lower frame: Milli Ampl Jy Top frame: Phas deg
 Vector averaged cross-power spectrum Several baselines displayed
 Timerange: 00/10:53:31 to 00/10:54:59

Plot file version 365 created 30-AUG-2023 08:43:47

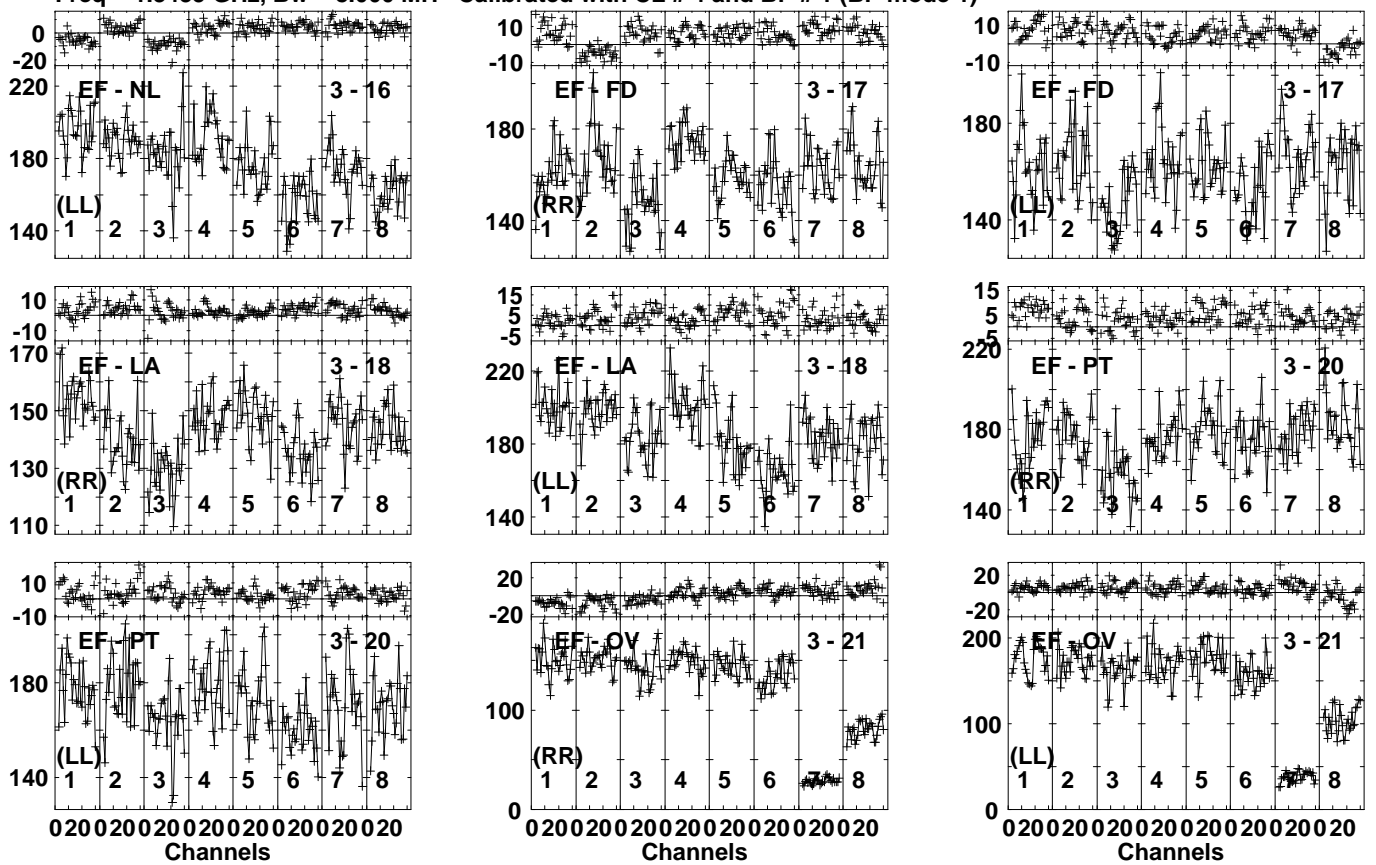
J1103+1158 GM081D 1.UVDATA.1

Freq = 1.3435 GHz, Bw = 8.000 MH Calibrated with CL # 4 and BP # 1 (BP mode 1)



Lower frame: Milli Ampl Jy Top frame: Phas deg
Vector averaged cross-power spectrum Several baselines displayed
Timerange: 00/10:53:31 to 00/10:54:59

Plot file version 366 created 30-AUG-2023 08:43:48
 J1103+1158 GM081D 1.UVDATA.1
 Freq = 1.3435 GHz, Bw = 8.000 MH Calibrated with CL # 4 and BP # 1 (BP mode 1)

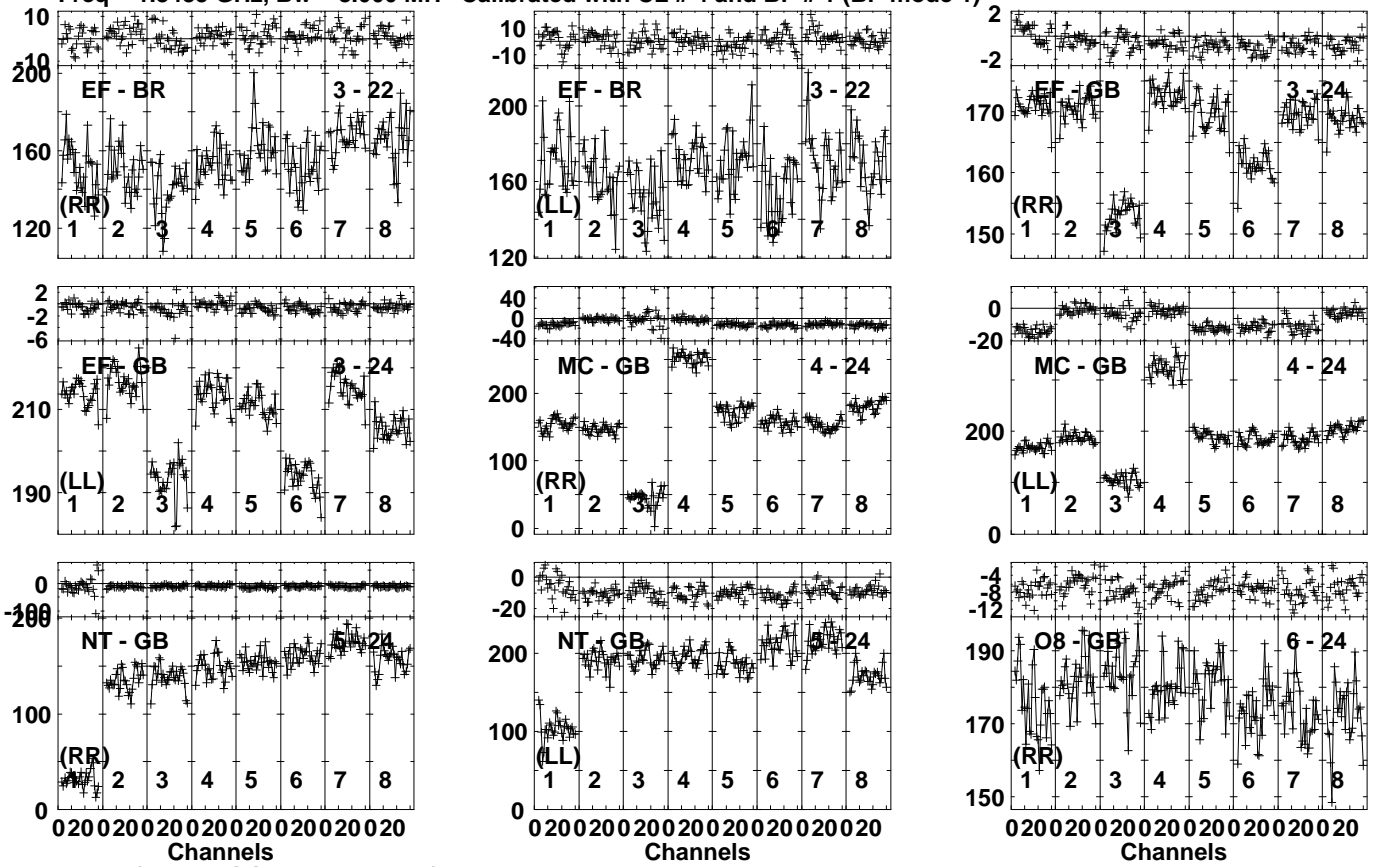


Lower frame: Milli Ampl Jy Top frame: Phas deg
 Vector averaged cross-power spectrum Several baselines displayed
 Timerange: 00/10:53:31 to 00/10:54:59

Plot file version 367 created 30-AUG-2023 08:43:49

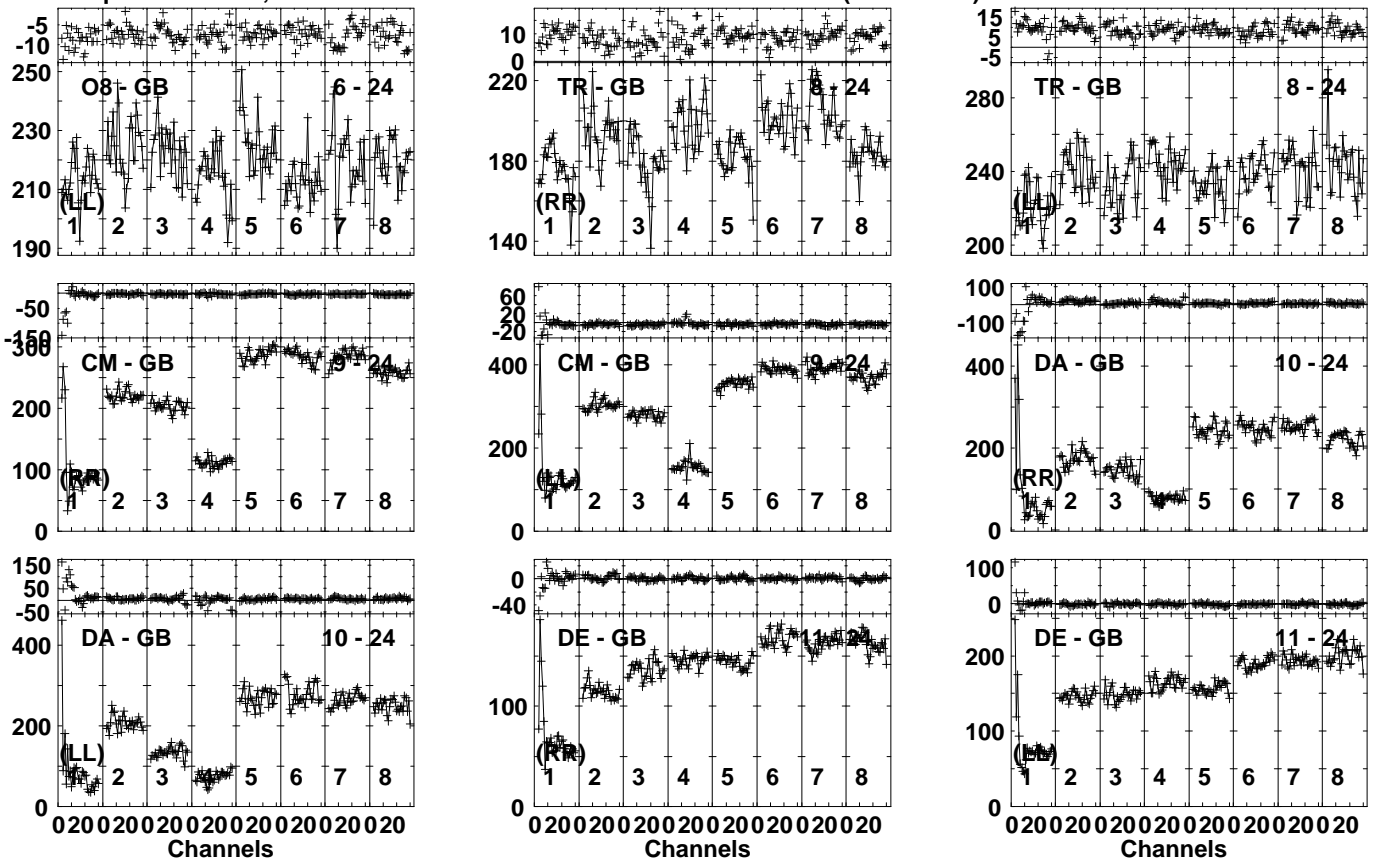
J1103+1158 GM081D 1.UVDATA.1

Freq = 1.3435 GHz, Bw = 8.000 MH Calibrated with CL # 4 and BP # 1 (BP mode 1)



Lower frame: Milli Ampl Jy Top frame: Phas deg
 Vector averaged cross-power spectrum Several baselines displayed
 Timerange: 00/10:53:31 to 00/10:54:59

Plot file version 368 created 30-AUG-2023 08:43:49
 J1103+1158 GM081D 1.UVDATA.1
 Freq = 1.3435 GHz, Bw = 8.000 MH Calibrated with CL # 4 and BP # 1 (BP mode 1)

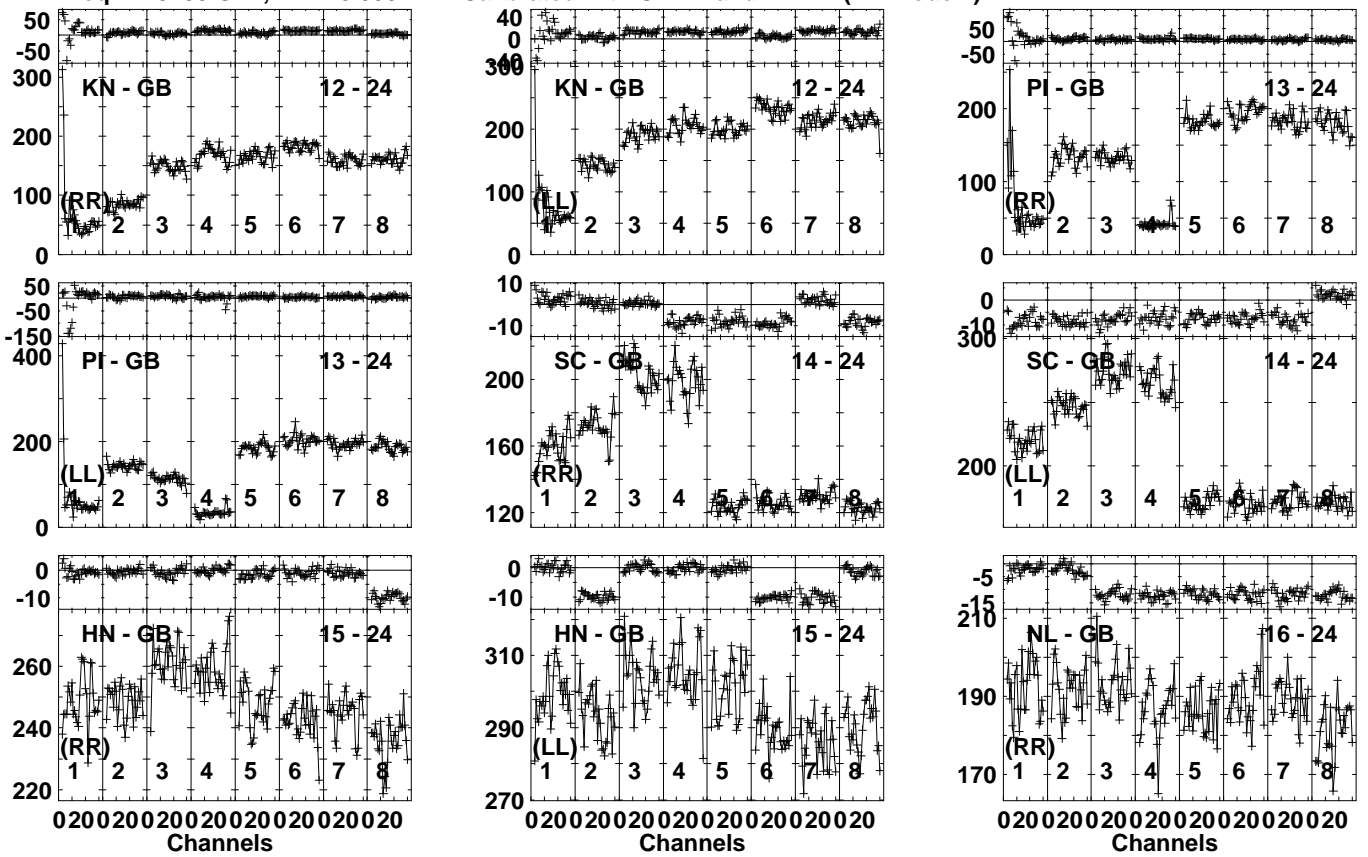


Lower frame: Milli Ampl Jy Top frame: Phas deg
 Vector averaged cross-power spectrum Several baselines displayed
 Timerange: 00/10:53:31 to 00/10:54:59

Plot file version 369 created 30-AUG-2023 08:43:50

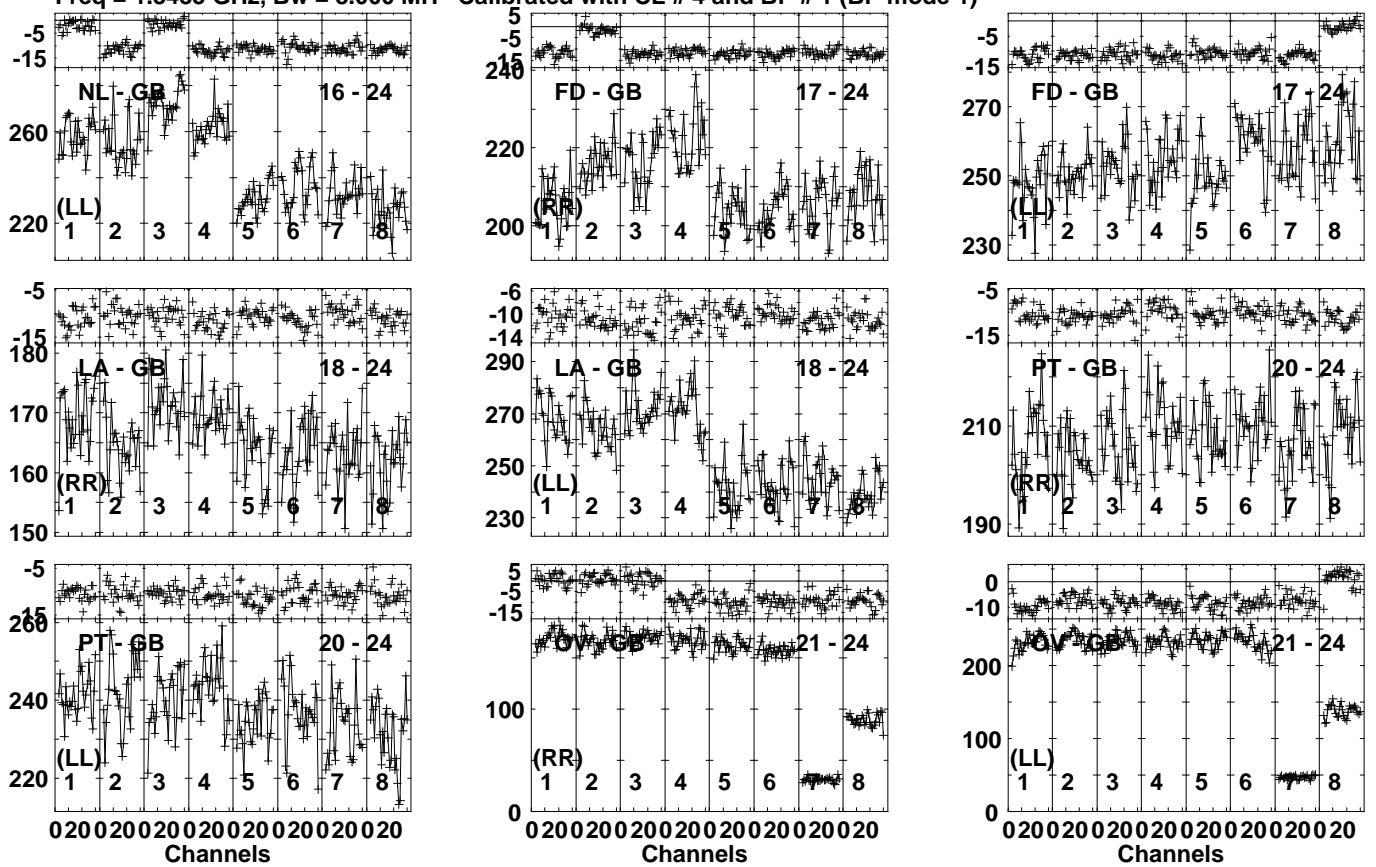
J1103+1158 GM081D 1.UVDATA.1

Freq = 1.3435 GHz, Bw = 8.000 MH Calibrated with CL # 4 and BP # 1 (BP mode 1)



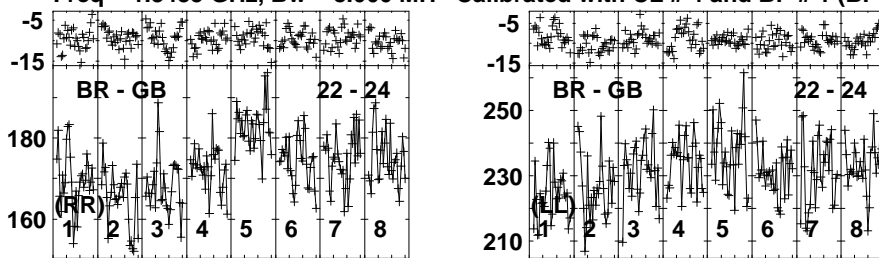
Lower frame: Milli Ampl Jy Top frame: Phas deg
Vector averaged cross-power spectrum Several baselines displayed
Timerange: 00/10:53:31 to 00/10:54:59

Plot file version 370 created 30-AUG-2023 08:43:51
 J1103+1158 GM081D 1.UVDATA.1
 Freq = 1.3435 GHz, Bw = 8.000 MH Calibrated with CL # 4 and BP # 1 (BP mode 1)



Lower frame: Milli Ampl Jy Top frame: Phas deg
 Vector averaged cross-power spectrum Several baselines displayed
 Timerange: 00/10:53:31 to 00/10:54:59

Plot file version 371 created 30-AUG-2023 08:43:51
J1103+1158 GM081D 1.UVDATA.1
Freq = 1.3435 GHz, Bw = 8.000 MH Calibrated with CL # 4 and BP # 1 (BP mode 1)

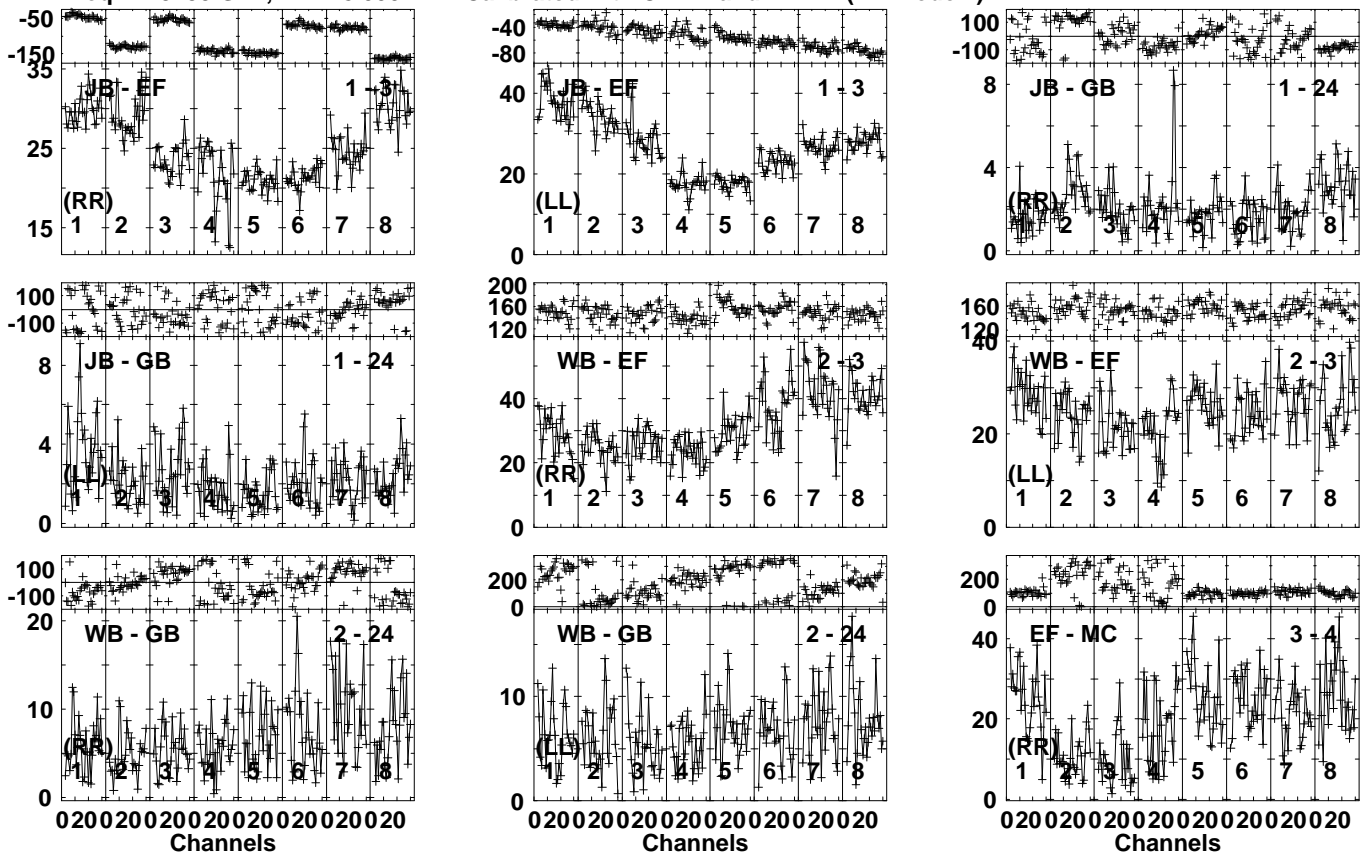


Lower frame: Milli Ampl Jy Top frame: Phas deg
Vector averaged cross-power spectrum Several baselines displayed
Timerange: 00/10:53:31 to 00/10:54:59

Plot file version 372 created 30-AUG-2023 08:43:52

J1100+1002 GM081D 1.UVDATA.1

Freq = 1.3435 GHz, Bw = 8.000 MH Calibrated with CL # 4 and BP # 1 (BP mode 1)

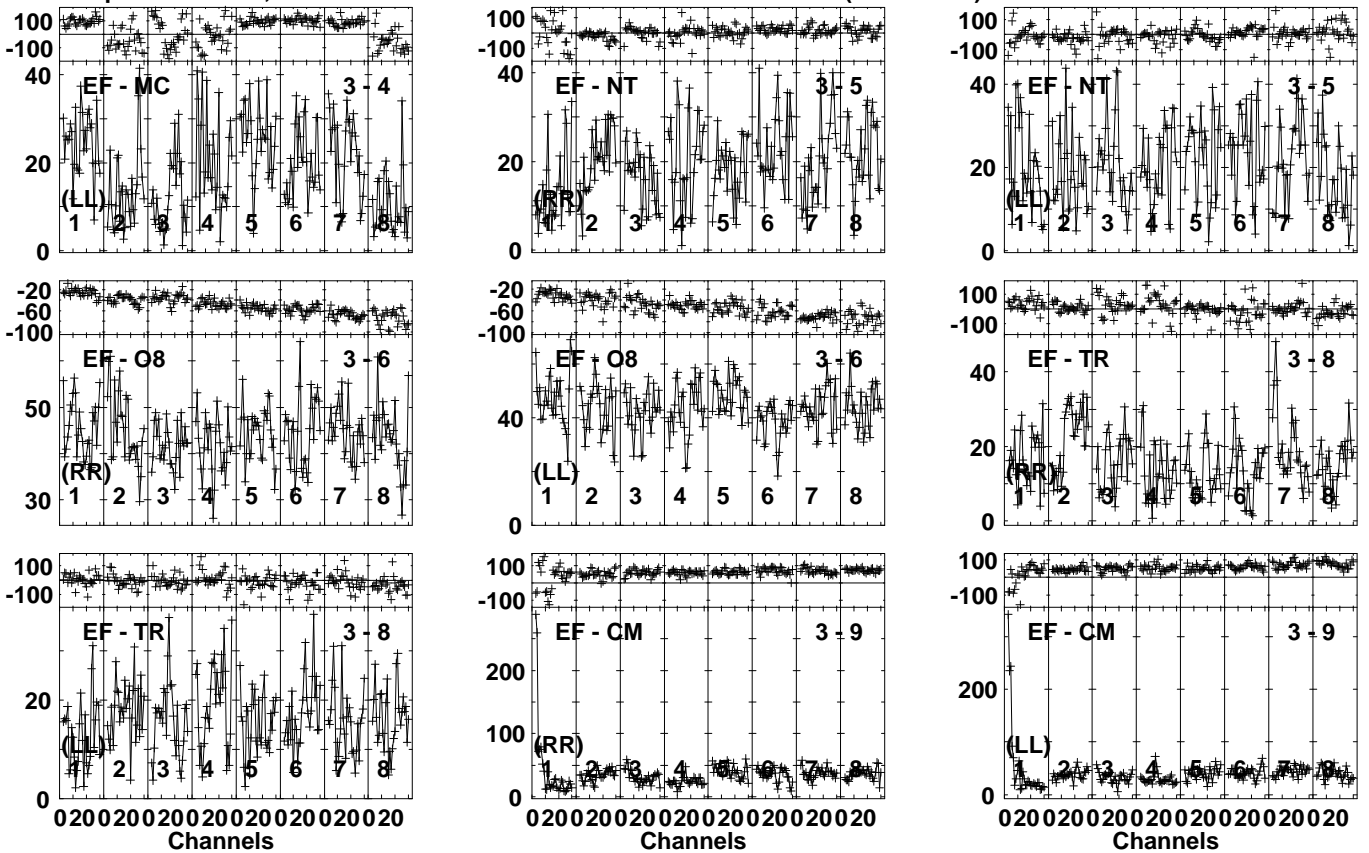


Lower frame: Milli Ampl Jy Top frame: Phas deg
Vector averaged cross-power spectrum Several baselines displayed
Timerange: 00/10:55:01 to 00/10:59:59

Plot file version 373 created 30-AUG-2023 08:43:52

J1100+1002 GM081D 1.UVDATA.1

Freq = 1.3435 GHz, Bw = 8.000 MH Calibrated with CL # 4 and BP # 1 (BP mode 1)

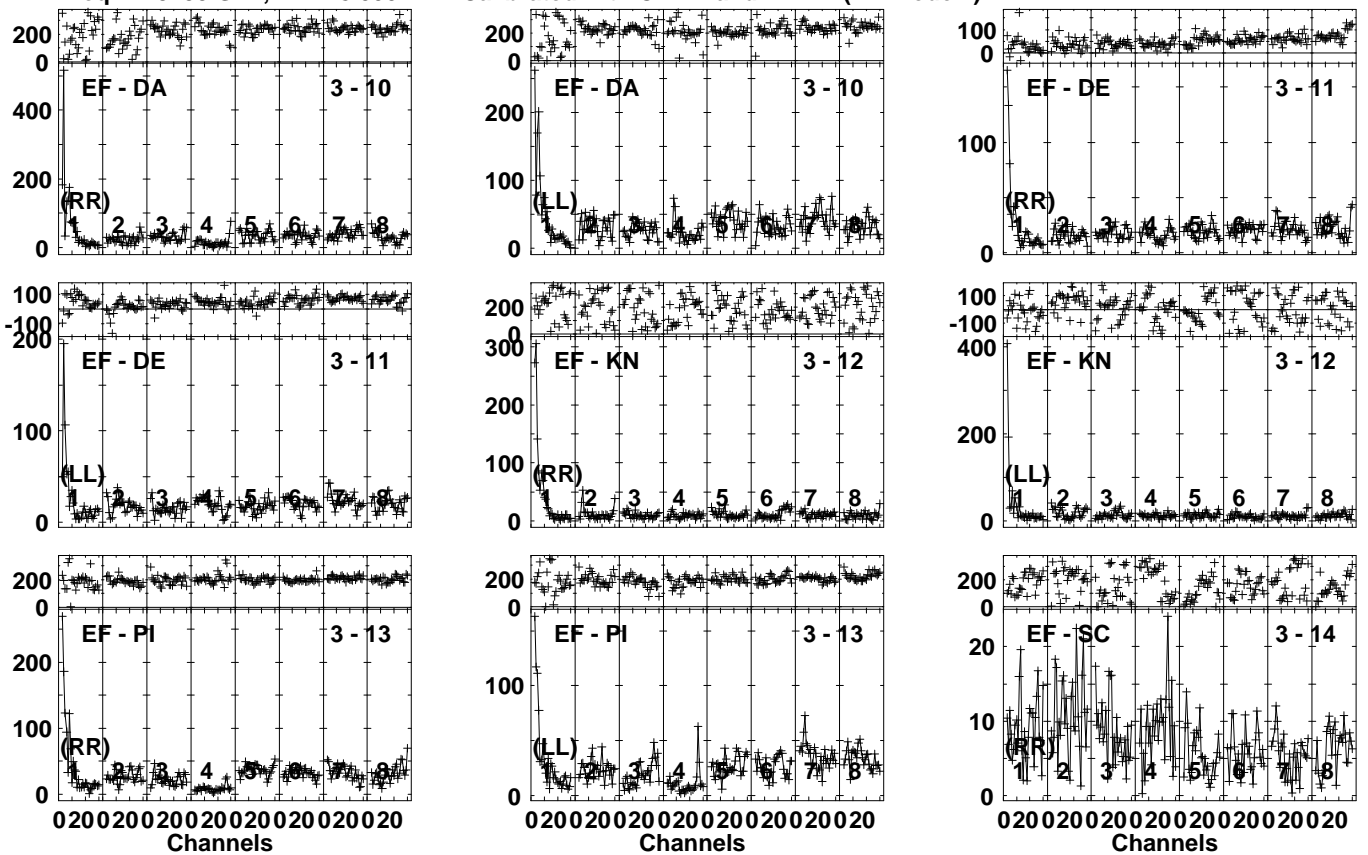


Lower frame: Milli Ampl Jy Top frame: Phas deg
Vector averaged cross-power spectrum Several baselines displayed
Timerange: 00/10:55:01 to 00/10:59:59

Plot file version 374 created 30-AUG-2023 08:43:53

J1100+1002 GM081D 1.UVDATA.1

Freq = 1.3435 GHz, Bw = 8.000 MH Calibrated with CL # 4 and BP # 1 (BP mode 1)

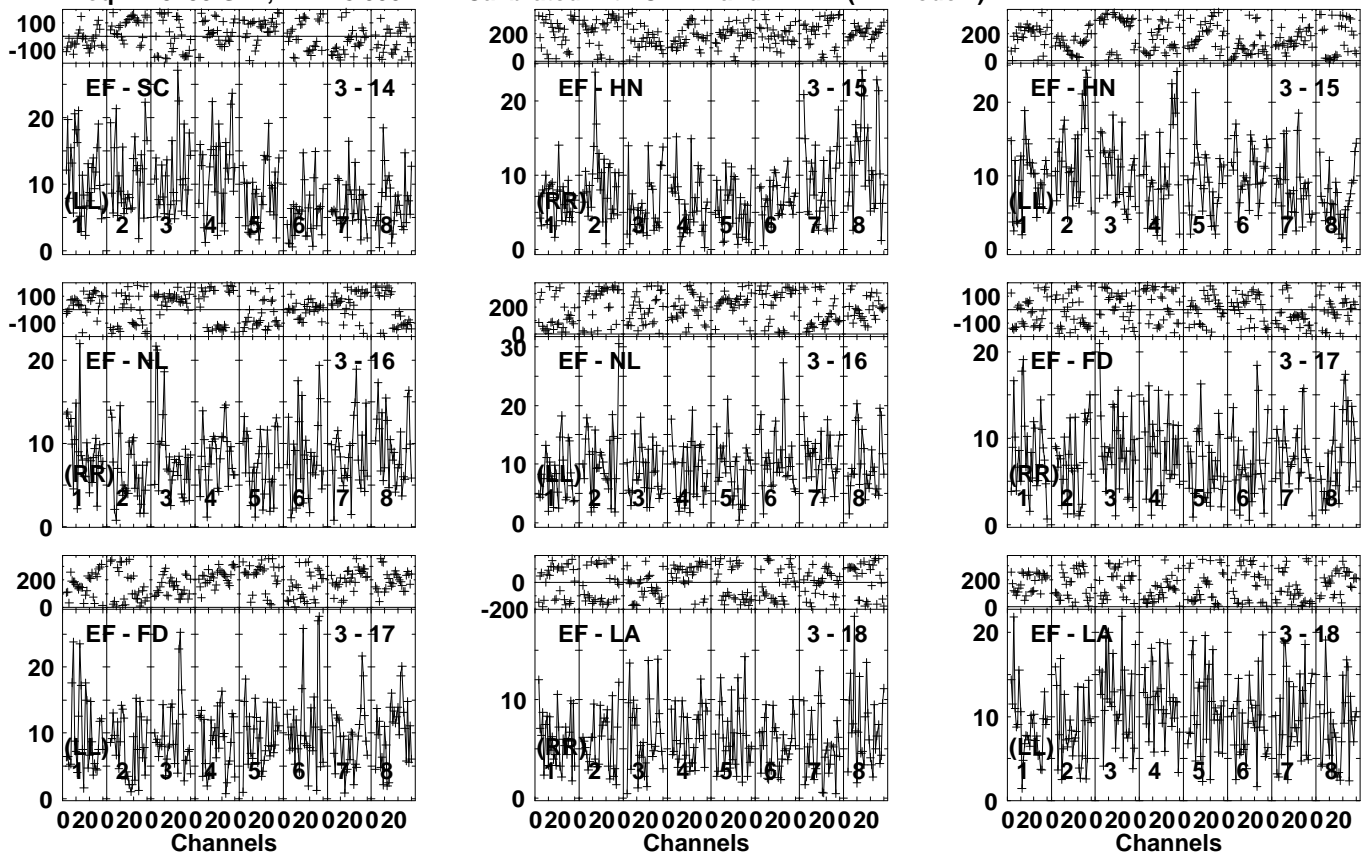


Lower frame: Milli Ampl Jy Top frame: Phas deg
Vector averaged cross-power spectrum Several baselines displayed
Timerange: 00/10:55:01 to 00/10:59:59

Plot file version 375 created 30-AUG-2023 08:43:54

J1100+1002 GM081D 1.UVDATA.1

Freq = 1.3435 GHz, Bw = 8.000 MH Calibrated with CL # 4 and BP # 1 (BP mode 1)

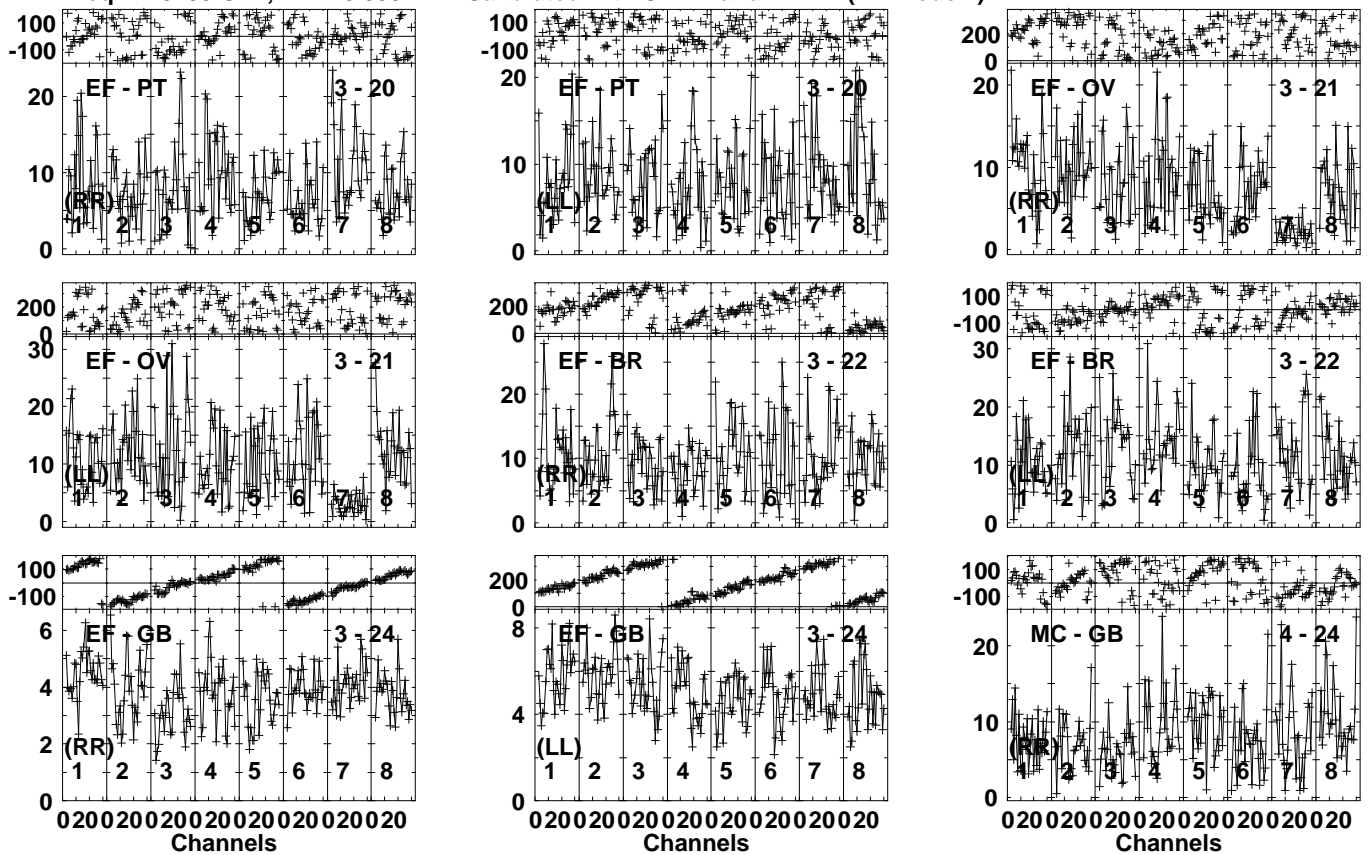


Lower frame: Milli Ampl Jy Top frame: Phas deg
Vector averaged cross-power spectrum Several baselines displayed
Timerange: 00/10:55:01 to 00/10:59:59

Plot file version 376 created 30-AUG-2023 08:43:55

J1100+1002 GM081D 1.UVDATA.1

Freq = 1.3435 GHz, Bw = 8.000 MH Calibrated with CL # 4 and BP # 1 (BP mode 1)

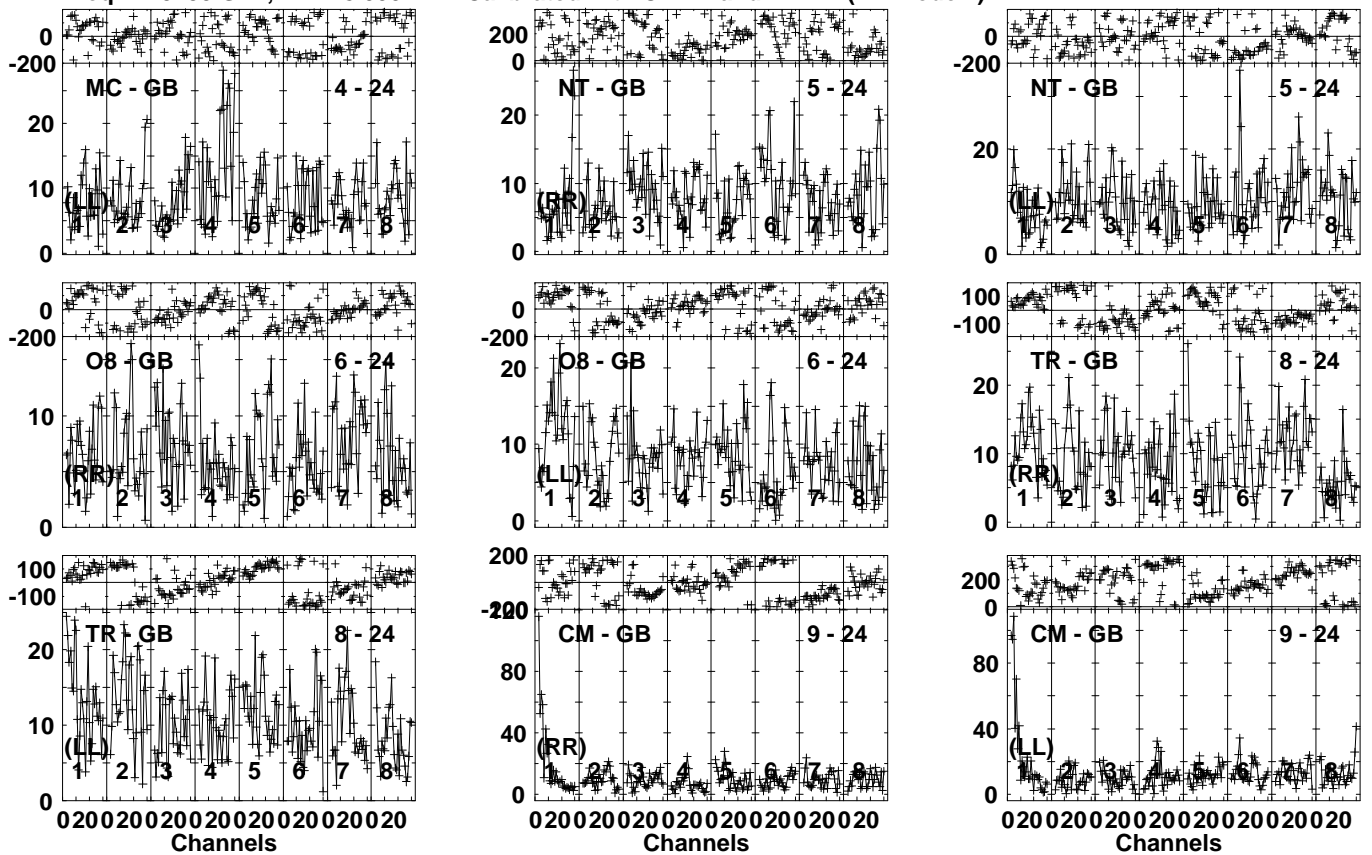


Lower frame: Milli Ampl Jy Top frame: Phas deg
Vector averaged cross-power spectrum Several baselines displayed
Timerange: 00/10:55:01 to 00/10:59:59

Plot file version 377 created 30-AUG-2023 08:43:55

J1100+1002 GM081D 1.UVDATA.1

Freq = 1.3435 GHz, Bw = 8.000 MH Calibrated with CL # 4 and BP # 1 (BP mode 1)

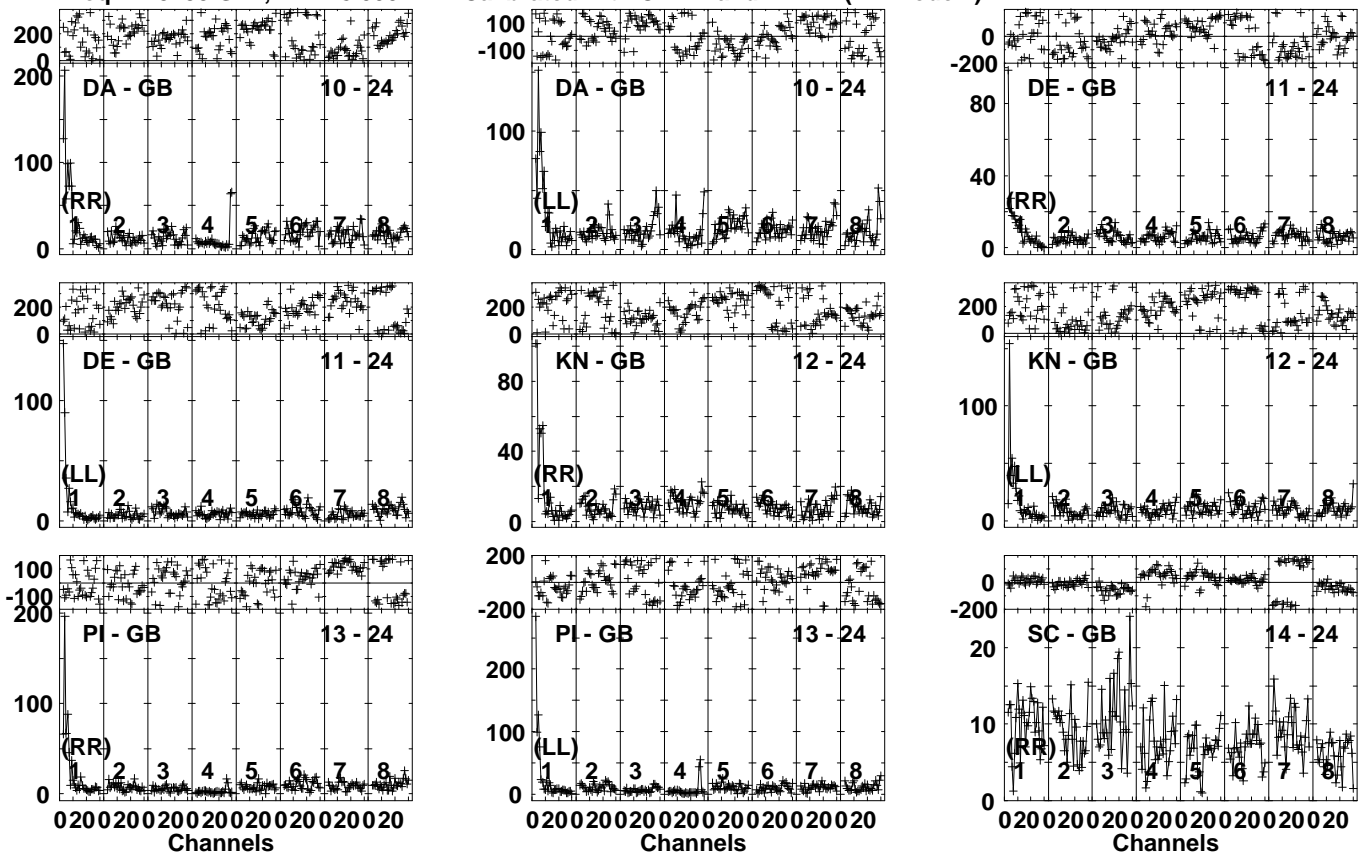


Lower frame: Milli Ampl Jy Top frame: Phas deg
Vector averaged cross-power spectrum Several baselines displayed
Timerange: 00/10:55:01 to 00/10:59:59

Plot file version 378 created 30-AUG-2023 08:43:56

J1100+1002 GM081D 1.UVDATA.1

Freq = 1.3435 GHz, Bw = 8.000 MH Calibrated with CL # 4 and BP # 1 (BP mode 1)

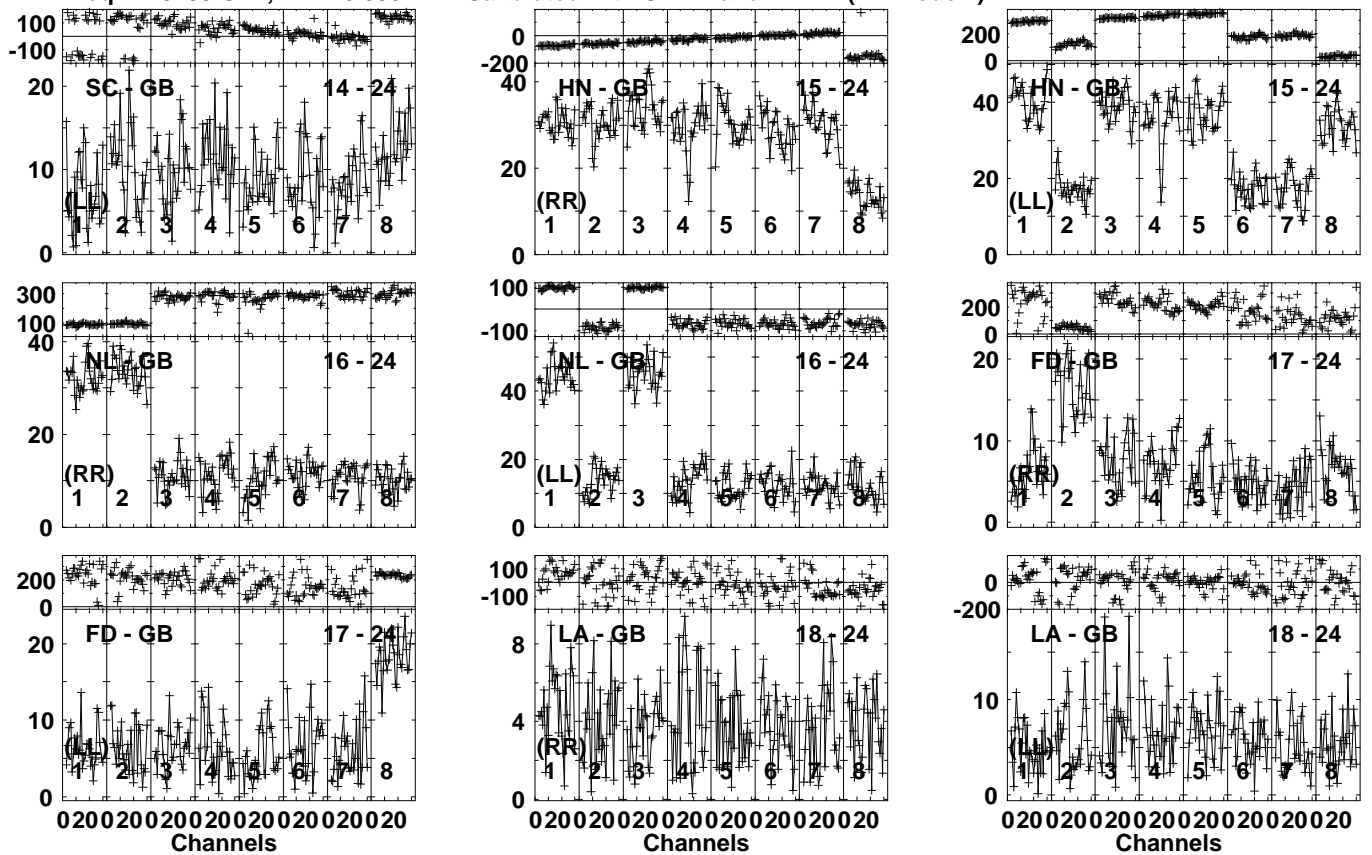


Lower frame: Milli Ampl Jy Top frame: Phas deg
Vector averaged cross-power spectrum Several baselines displayed
Timerange: 00/10:55:01 to 00/10:59:59

Plot file version 379 created 30-AUG-2023 08:43:57

J1100+1002 GM081D 1.UVDATA.1

Freq = 1.3435 GHz, Bw = 8.000 MH Calibrated with CL # 4 and BP # 1 (BP mode 1)

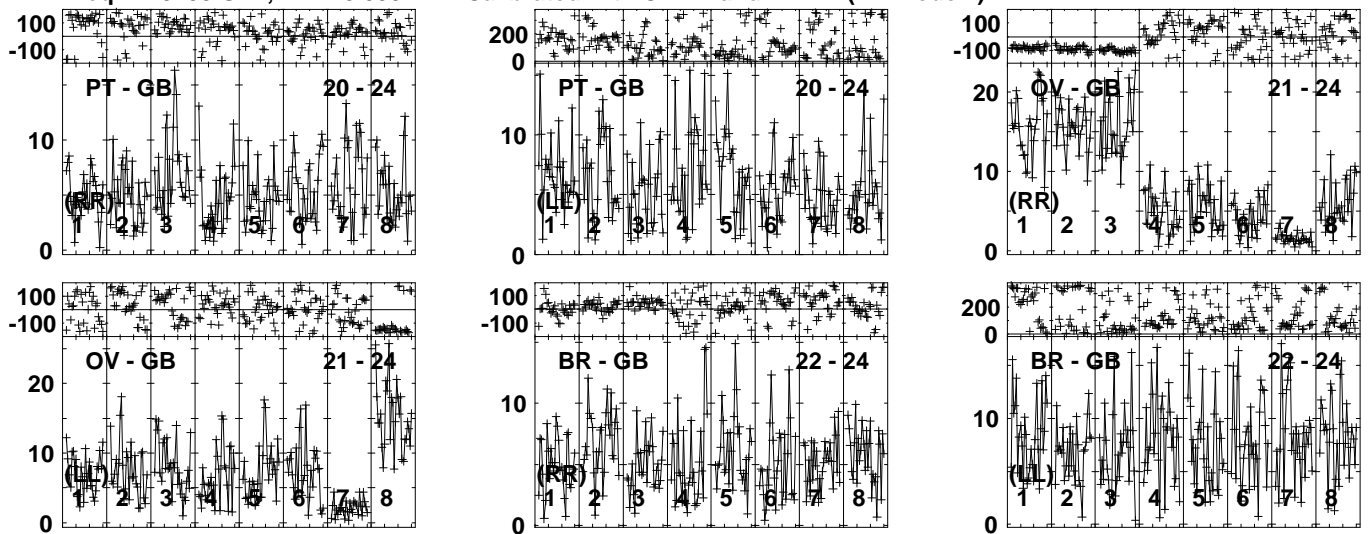


Lower frame: Milli Ampl Jy Top frame: Phas deg
Vector averaged cross-power spectrum Several baselines displayed
Timerange: 00/10:55:01 to 00/10:59:59

Plot file version 380 created 30-AUG-2023 08:43:58

J1100+1002 GM081D 1.UVDATA.1

Freq = 1.3435 GHz, Bw = 8.000 MH Calibrated with CL # 4 and BP # 1 (BP mode 1)



Lower frame: Milli Ampl Jy Top frame: Phas deg

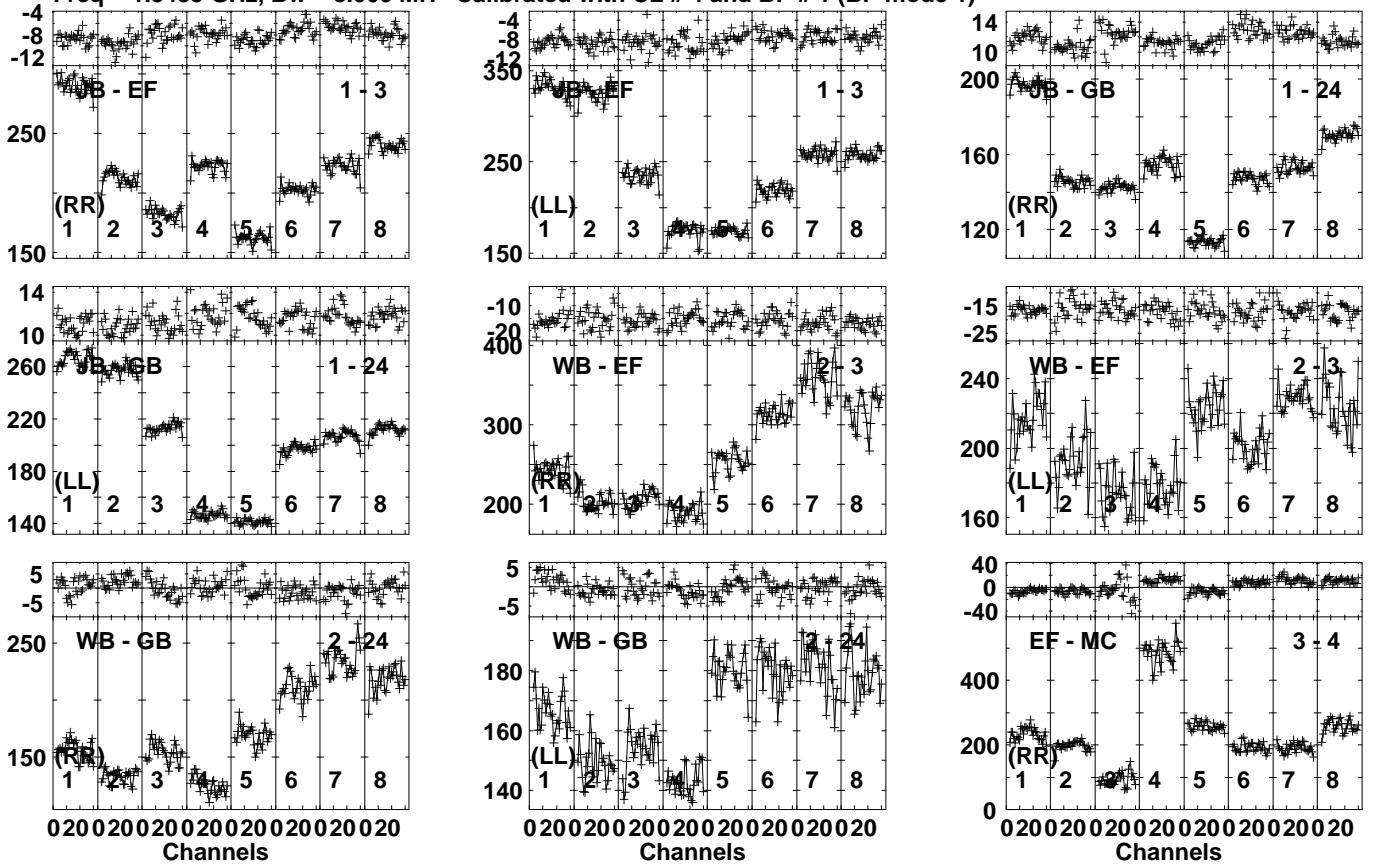
Vector averaged cross-power spectrum Several baselines displayed

Timerange: 00/10:55:01 to 00/10:59:59

Plot file version 381 created 30-AUG-2023 08:43:58

J1103+1158 GM081D 1.UVDATA.1

Freq = 1.3435 GHz, Bw = 8.000 MH Calibrated with CL # 4 and BP # 1 (BP mode 1)

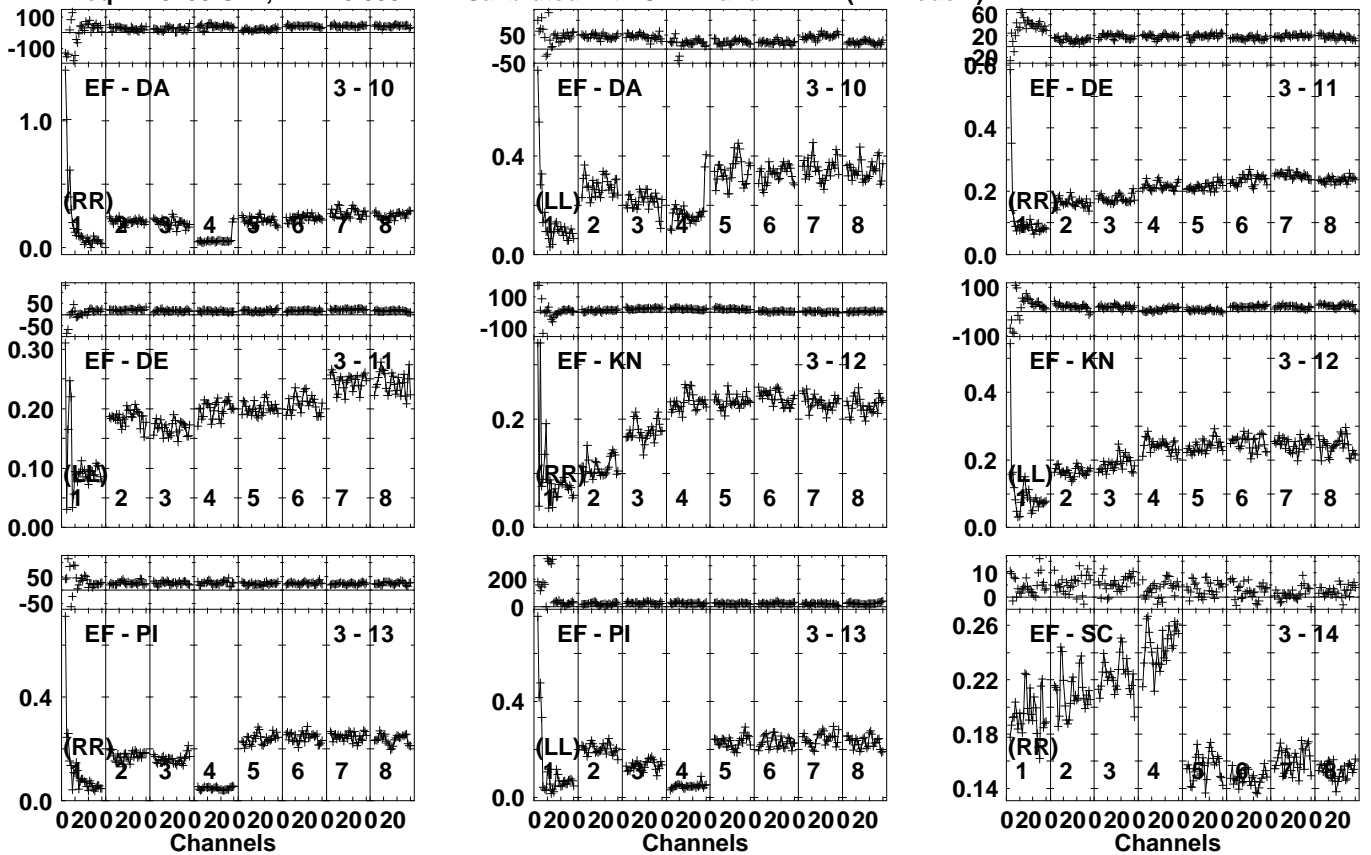


Lower frame: Milli Ampl Jy Top frame: Phas deg
 Vector averaged cross-power spectrum Several baselines displayed
 Timerange: 00/11:00:01 to 00/11:01:59

Plot file version 383 created 30-AUG-2023 08:44:00

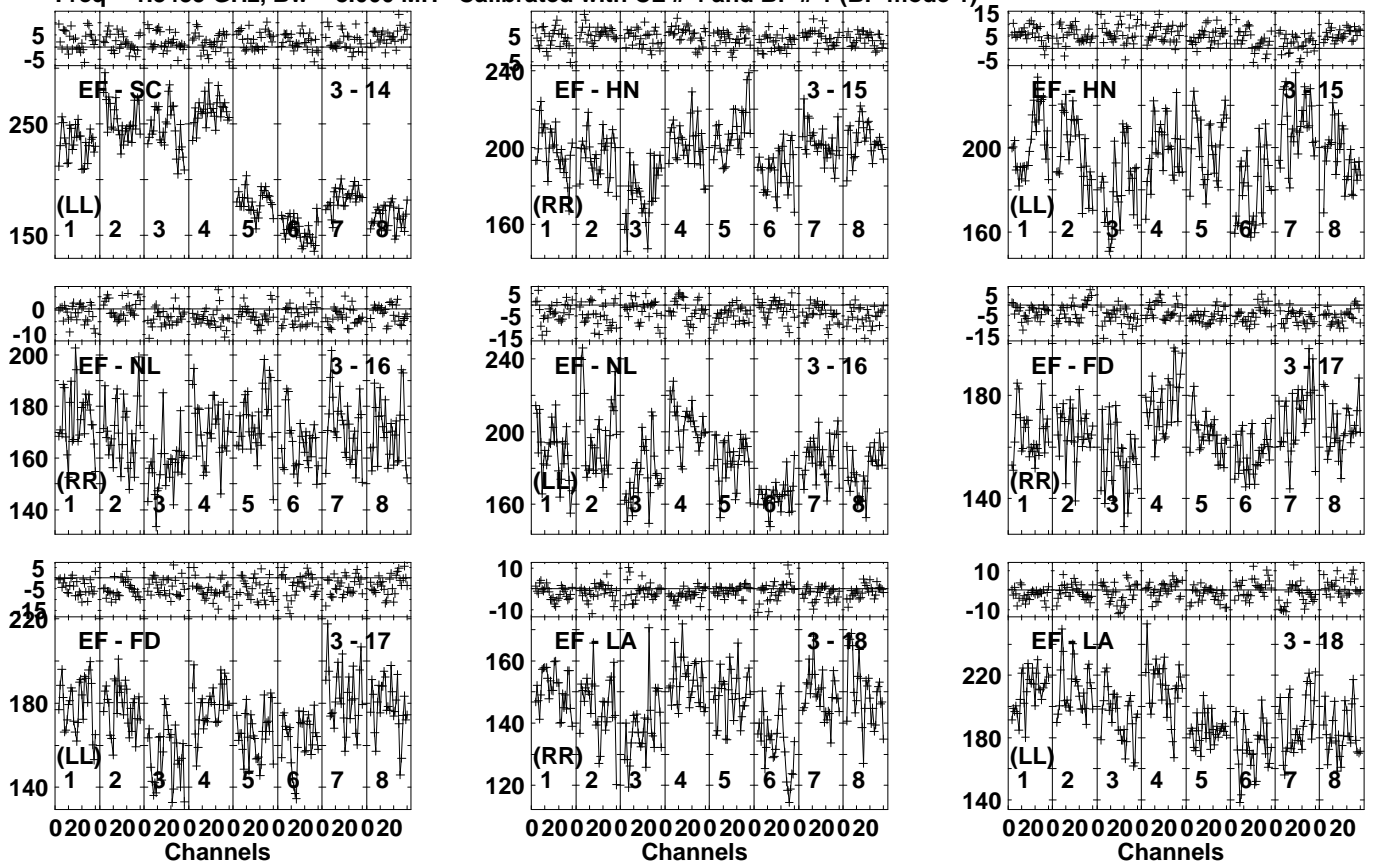
J1103+1158 GM081D 1.UVDATA.1

Freq = 1.3435 GHz, Bw = 8.000 MH Calibrated with CL # 4 and BP # 1 (BP mode 1)



Lower frame: Ampl Jy Top frame: Phas deg
Vector averaged cross-power spectrum Several baselines displayed
Timerange: 00/11:00:01 to 00/11:01:59

Plot file version 384 created 30-AUG-2023 08:44:00
 J1103+1158 GM081D 1.UVDATA.1
 Freq = 1.3435 GHz, Bw = 8.000 MH Calibrated with CL # 4 and BP # 1 (BP mode 1)

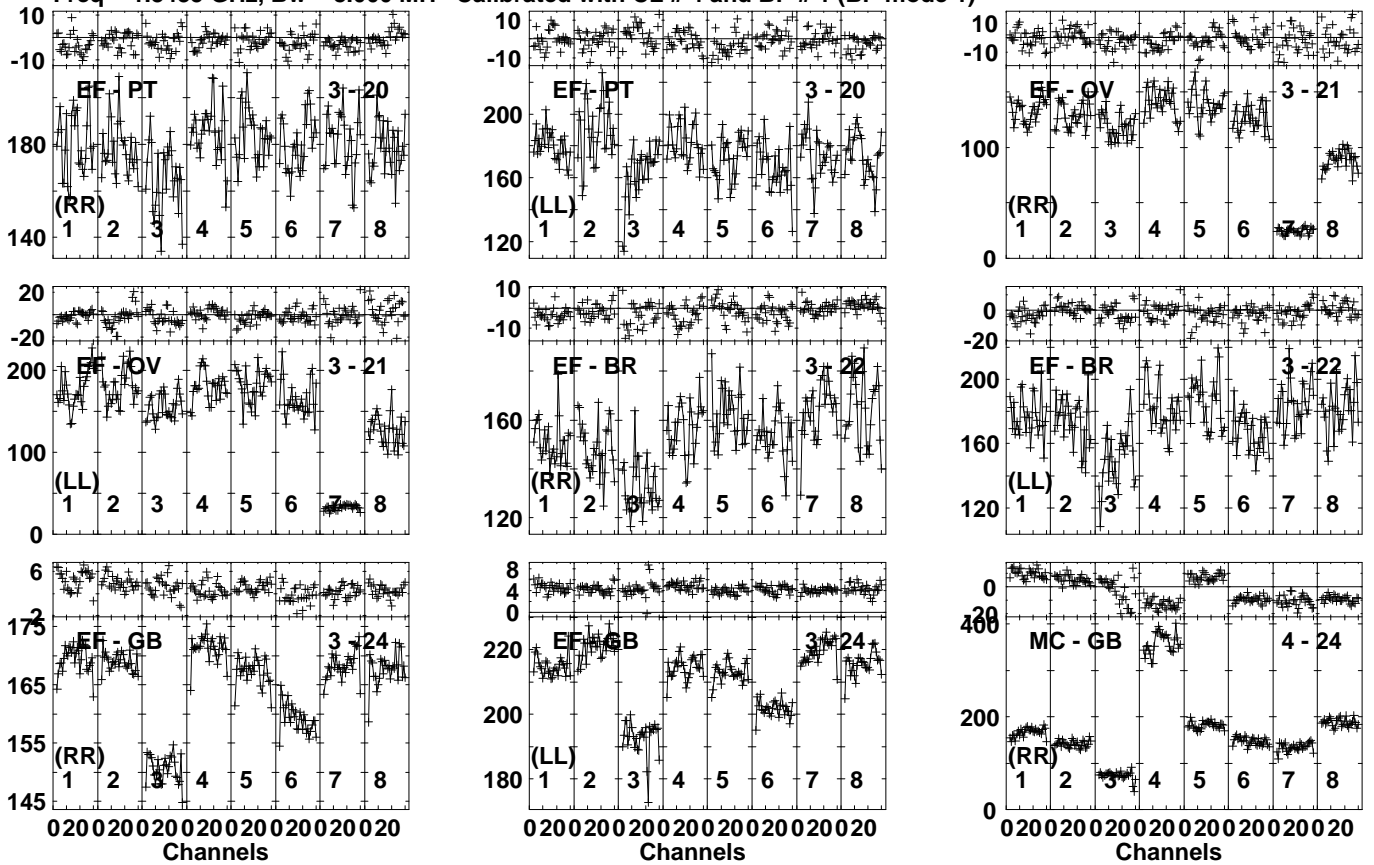


Lower frame: Milli Ampl Jy Top frame: Phas deg
 Vector averaged cross-power spectrum Several baselines displayed
 Timerange: 00/11:00:01 to 00/11:01:59

Plot file version 385 created 30-AUG-2023 08:44:01

J1103+1158 GM081D 1.UVDATA.1

Freq = 1.3435 GHz, Bw = 8.000 MH Calibrated with CL # 4 and BP # 1 (BP mode 1)

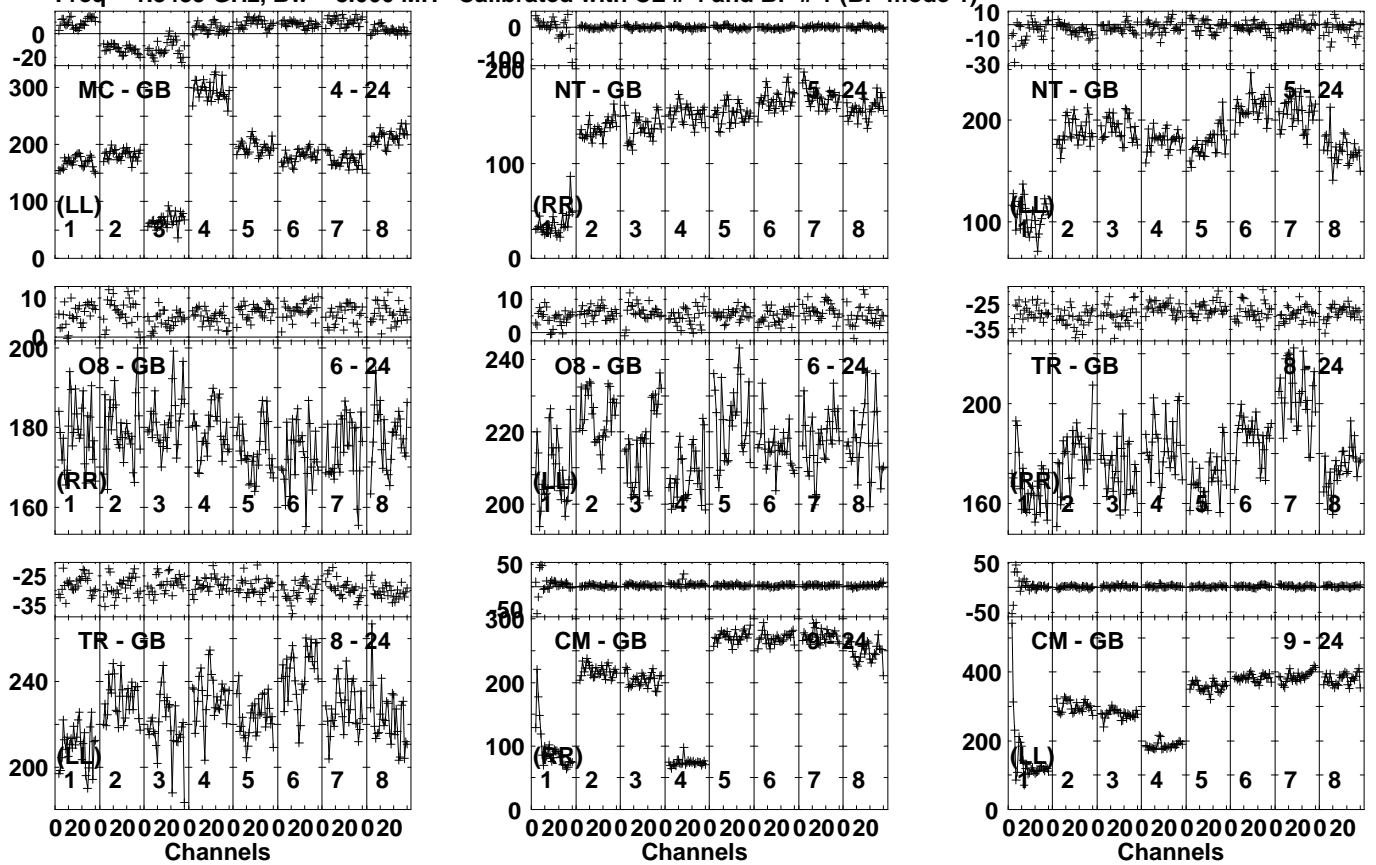


Lower frame: Milli Ampl Jy Top frame: Phas deg
 Vector averaged cross-power spectrum Several baselines displayed
 Timerange: 00/11:00:01 to 00/11:01:59

Plot file version 386 created 30-AUG-2023 08:44:02

J1103+1158 GM081D 1.UVDATA.1

Freq = 1.3435 GHz, Bw = 8.000 MH Calibrated with CL # 4 and BP # 1 (BP mode 1)

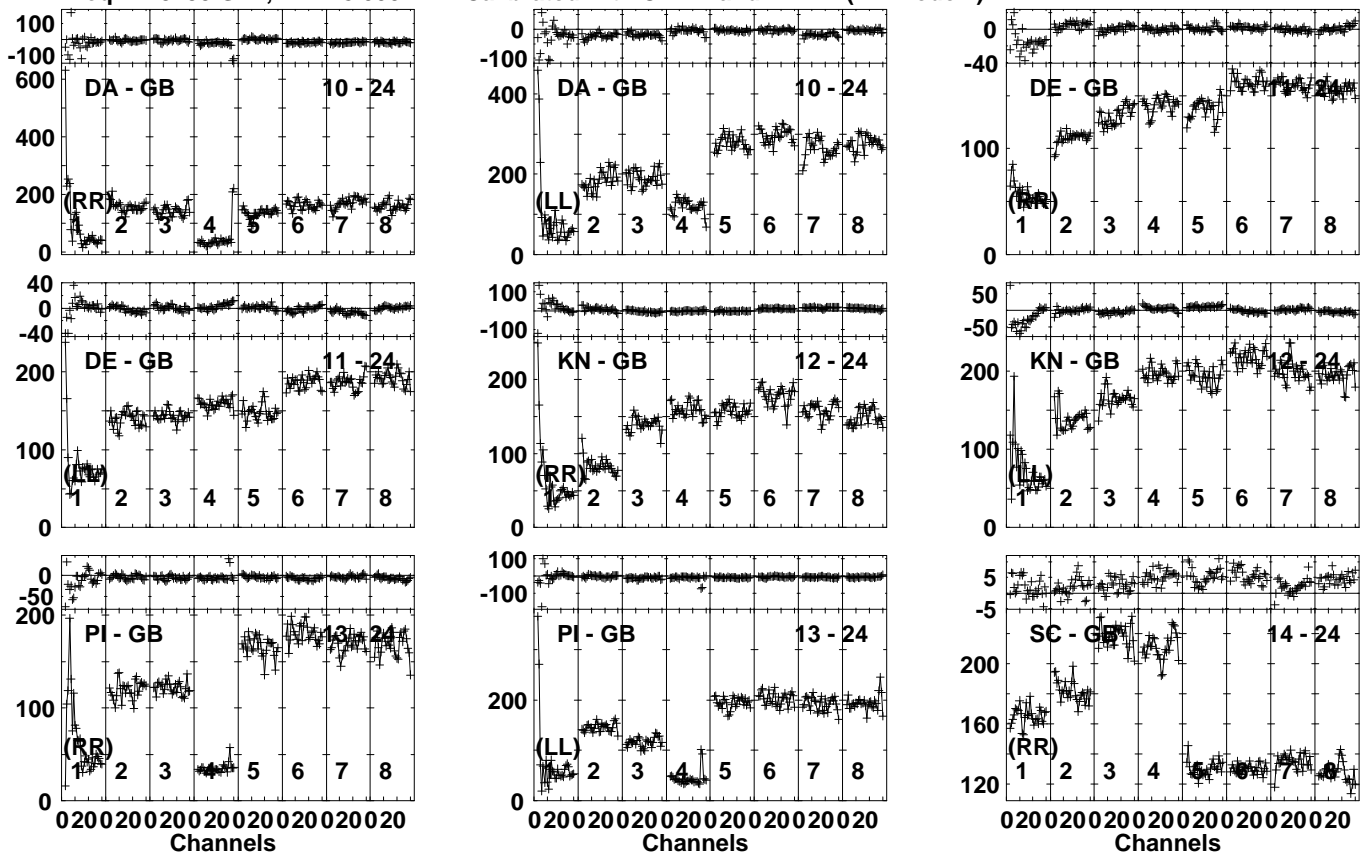


Lower frame: Milli Ampl Jy Top frame: Phas deg
 Vector averaged cross-power spectrum Several baselines displayed
 Timerange: 00/11:00:01 to 00/11:01:59

Plot file version 387 created 30-AUG-2023 08:44:03

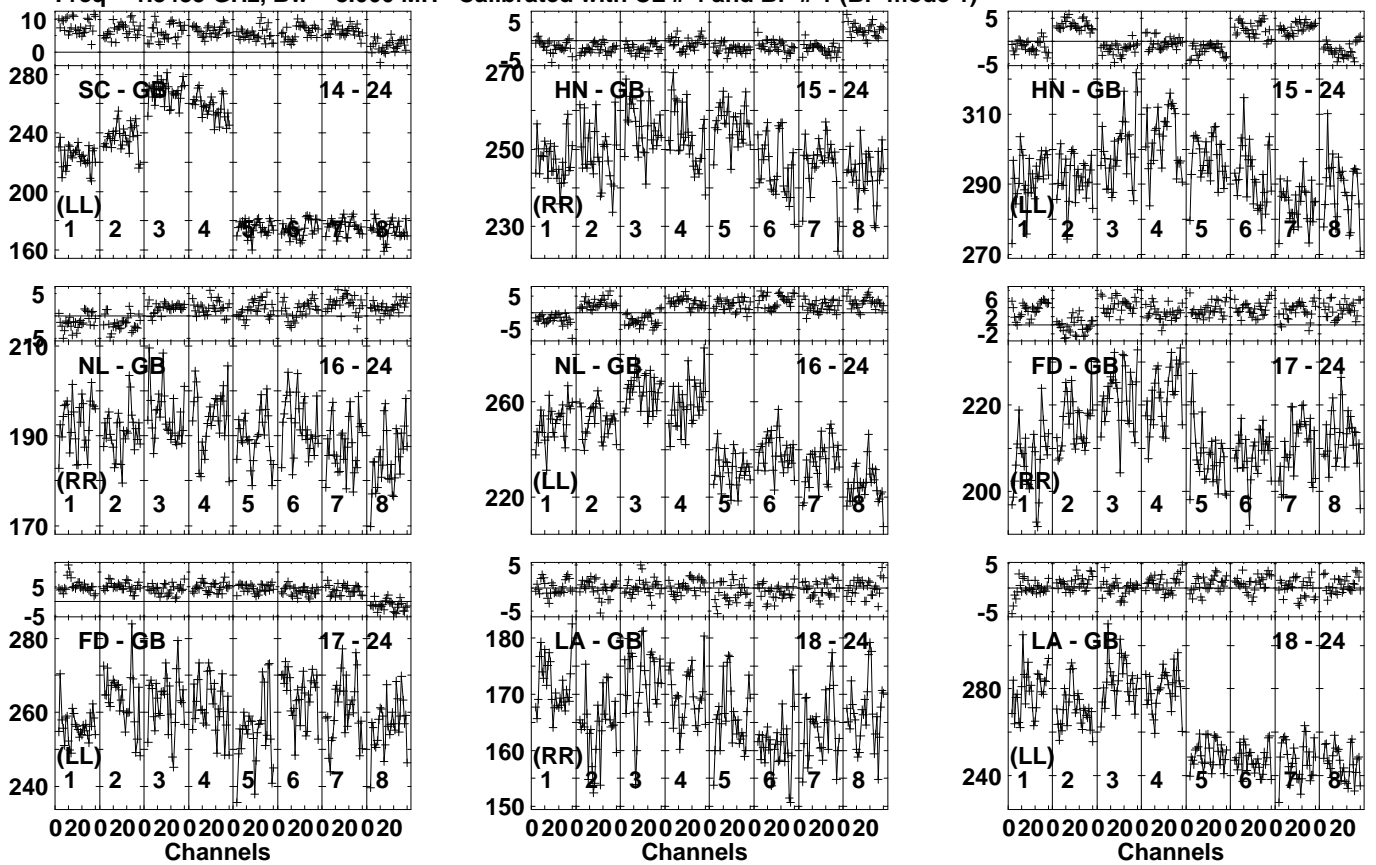
J1103+1158 GM081D 1.UVDATA.1

Freq = 1.3435 GHz, Bw = 8.000 MH Calibrated with CL # 4 and BP # 1 (BP mode 1)



Lower frame: Milli Ampl Jy Top frame: Phas deg
Vector averaged cross-power spectrum Several baselines displayed
Timerange: 00/11:00:01 to 00/11:01:59

Plot file version 388 created 30-AUG-2023 08:44:03
 J1103+1158 GM081D 1.UVDATA.1
 Freq = 1.3435 GHz, Bw = 8.000 MH Calibrated with CL # 4 and BP # 1 (BP mode 1)

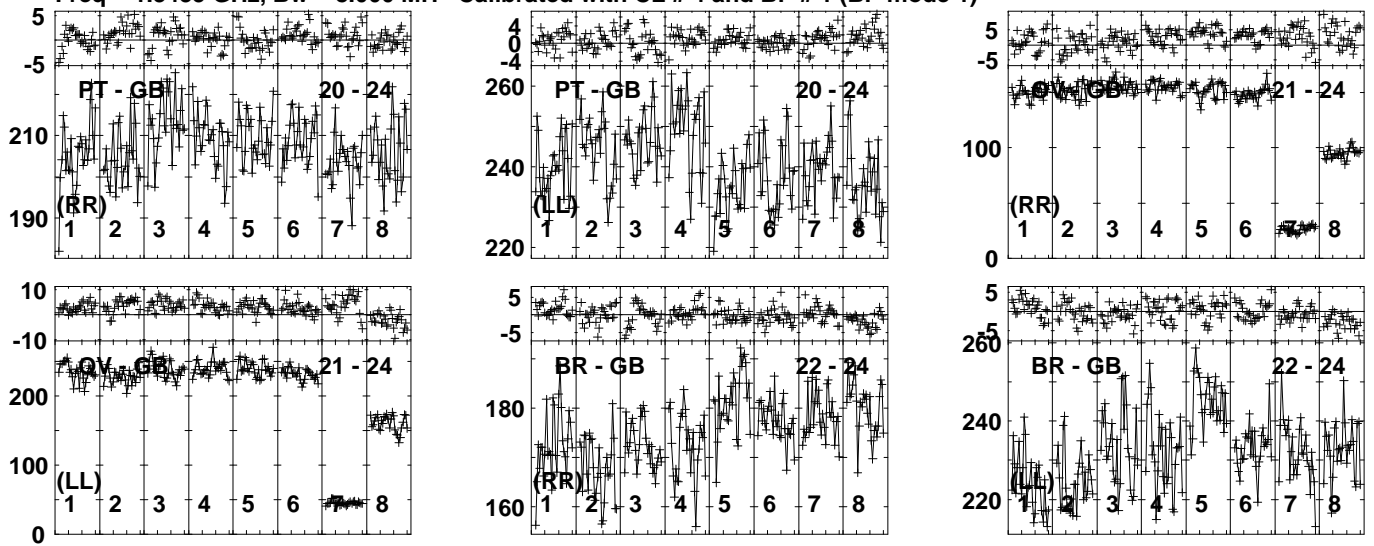


Lower frame: Milli Ampl Jy Top frame: Phas deg
 Vector averaged cross-power spectrum Several baselines displayed
 Timerange: 00/11:00:01 to 00/11:01:59

Plot file version 389 created 30-AUG-2023 08:44:04

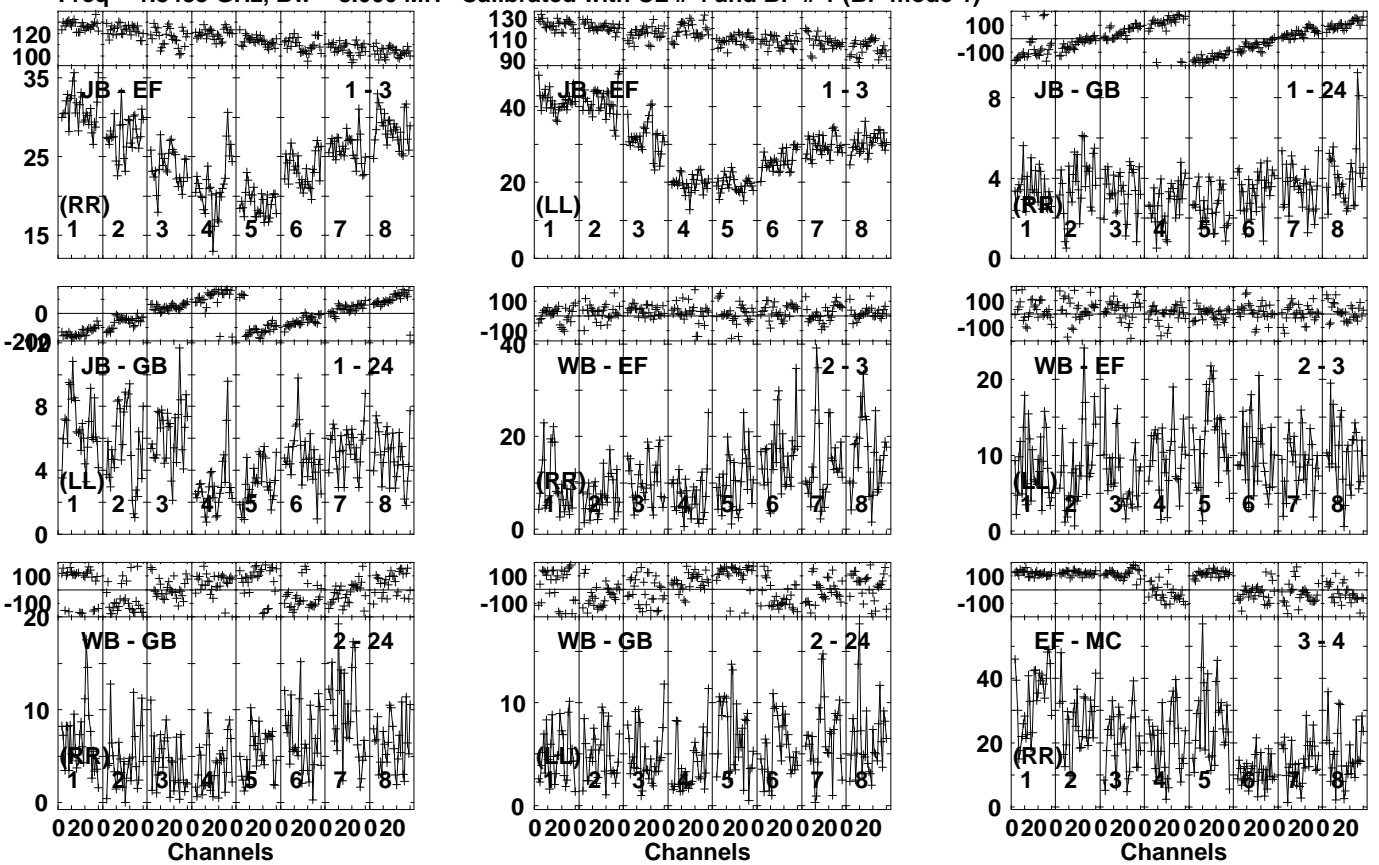
J1103+1158 GM081D 1.UVDATA.1

Freq = 1.3435 GHz, Bw = 8.000 MH Calibrated with CL # 4 and BP # 1 (BP mode 1)



Lower frame: Milli Ampl Jy Top frame: Phas deg
Vector averaged cross-power spectrum Several baselines displayed
Timerange: 00/11:00:01 to 00/11:01:59

Plot file version 390 created 30-AUG-2023 08:44:05
 J1100+1002 GM081D 1.UVDATA.1
 Freq = 1.3435 GHz, Bw = 8.000 MH Calibrated with CL # 4 and BP # 1 (BP mode 1)

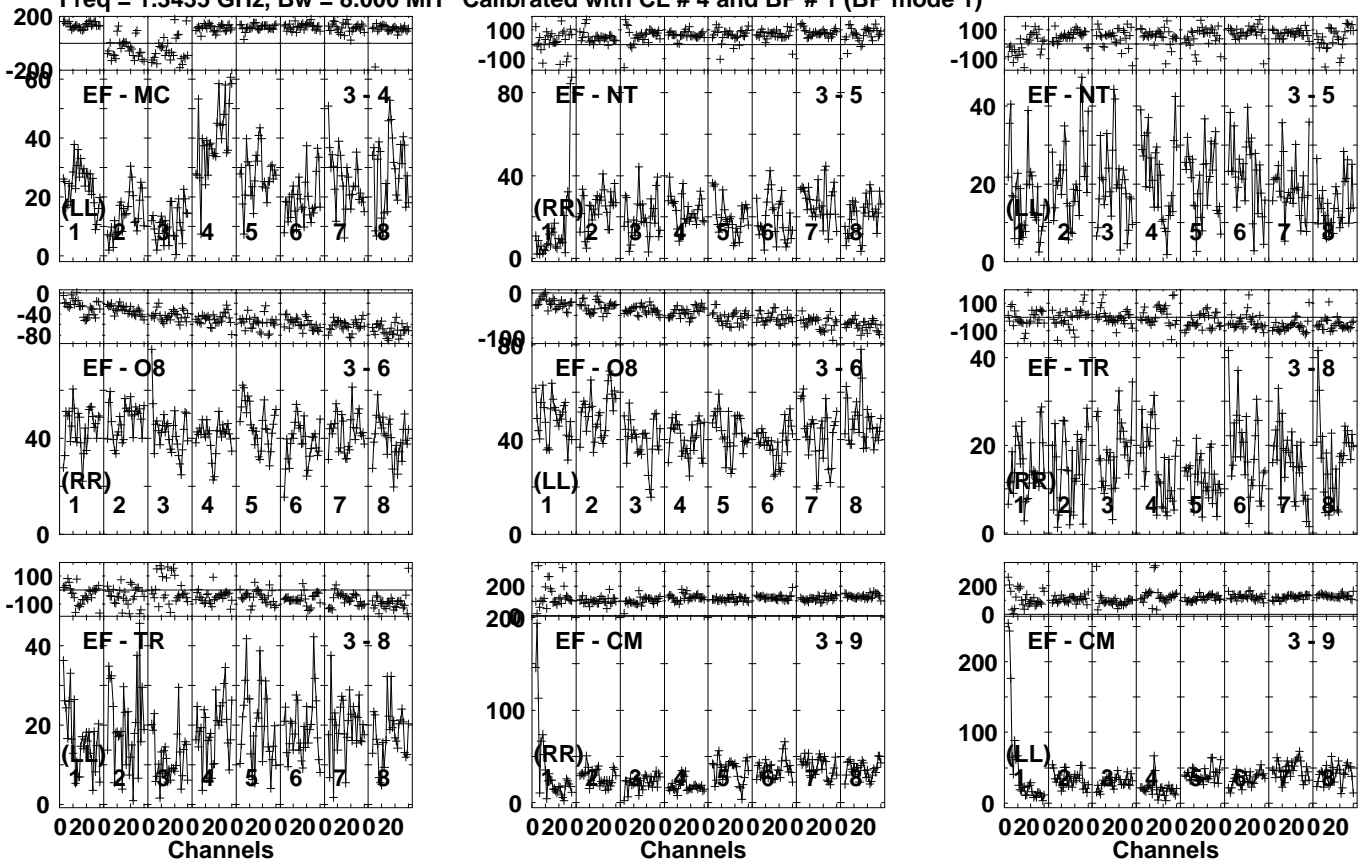


Lower frame: Milli Ampl Jy Top frame: Phas deg
 Vector averaged cross-power spectrum Several baselines displayed
 Timerange: 00/11:02:01 to 00/11:06:59

Plot file version 391 created 30-AUG-2023 08:44:05

J1100+1002 GM081D 1.UVDATA.1

Freq = 1.3435 GHz, Bw = 8.000 MH Calibrated with CL # 4 and BP # 1 (BP mode 1)

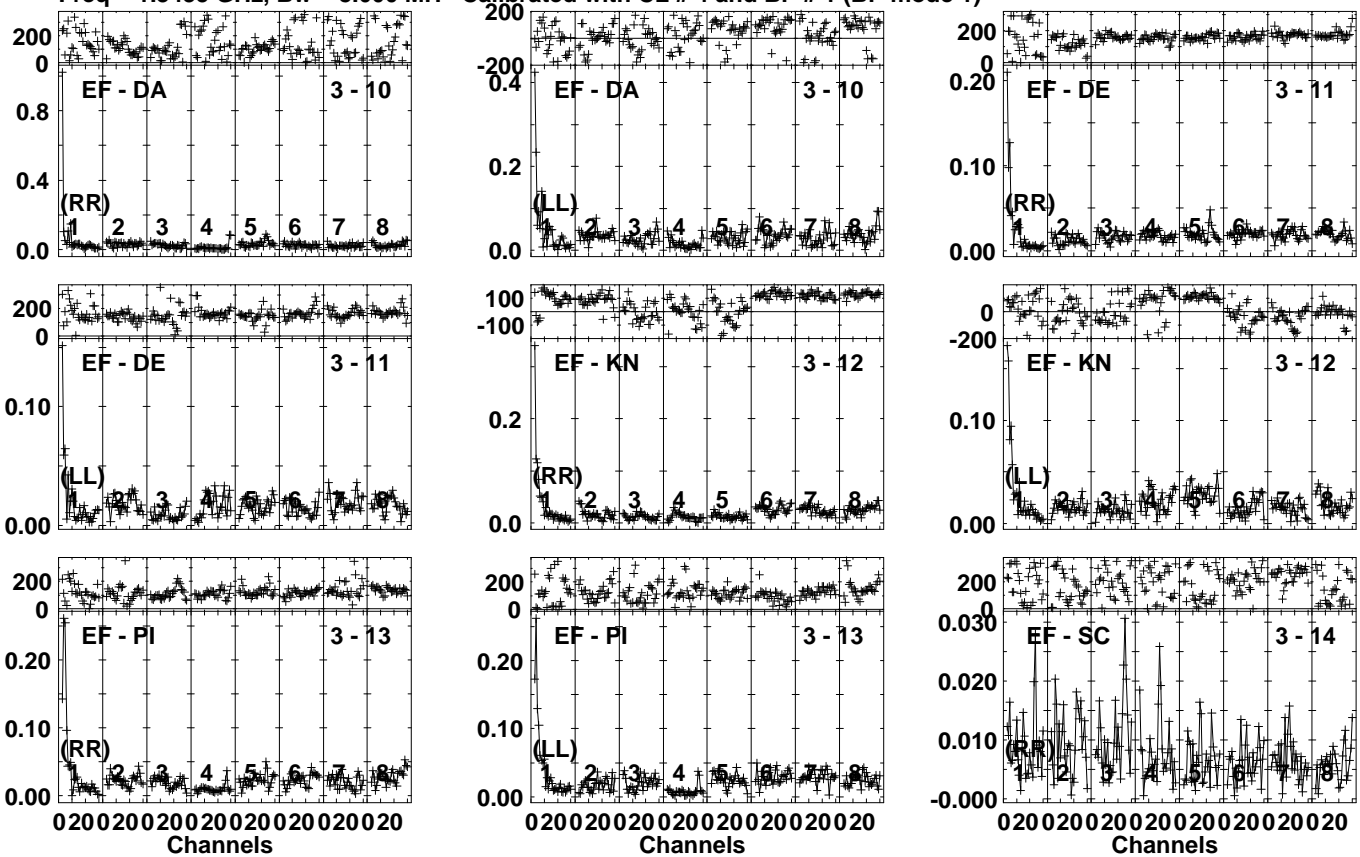


Lower frame: Milli Ampl Jy Top frame: Phas deg
Vector averaged cross-power spectrum Several baselines displayed
Timerange: 00/11:02:01 to 00/11:06:59

Plot file version 392 created 30-AUG-2023 08:44:06

J1100+1002 GM081D 1.UVDATA.1

Freq = 1.3435 GHz, Bw = 8.000 MHz Calibrated with CL # 4 and BP # 1 (BP mode 1)

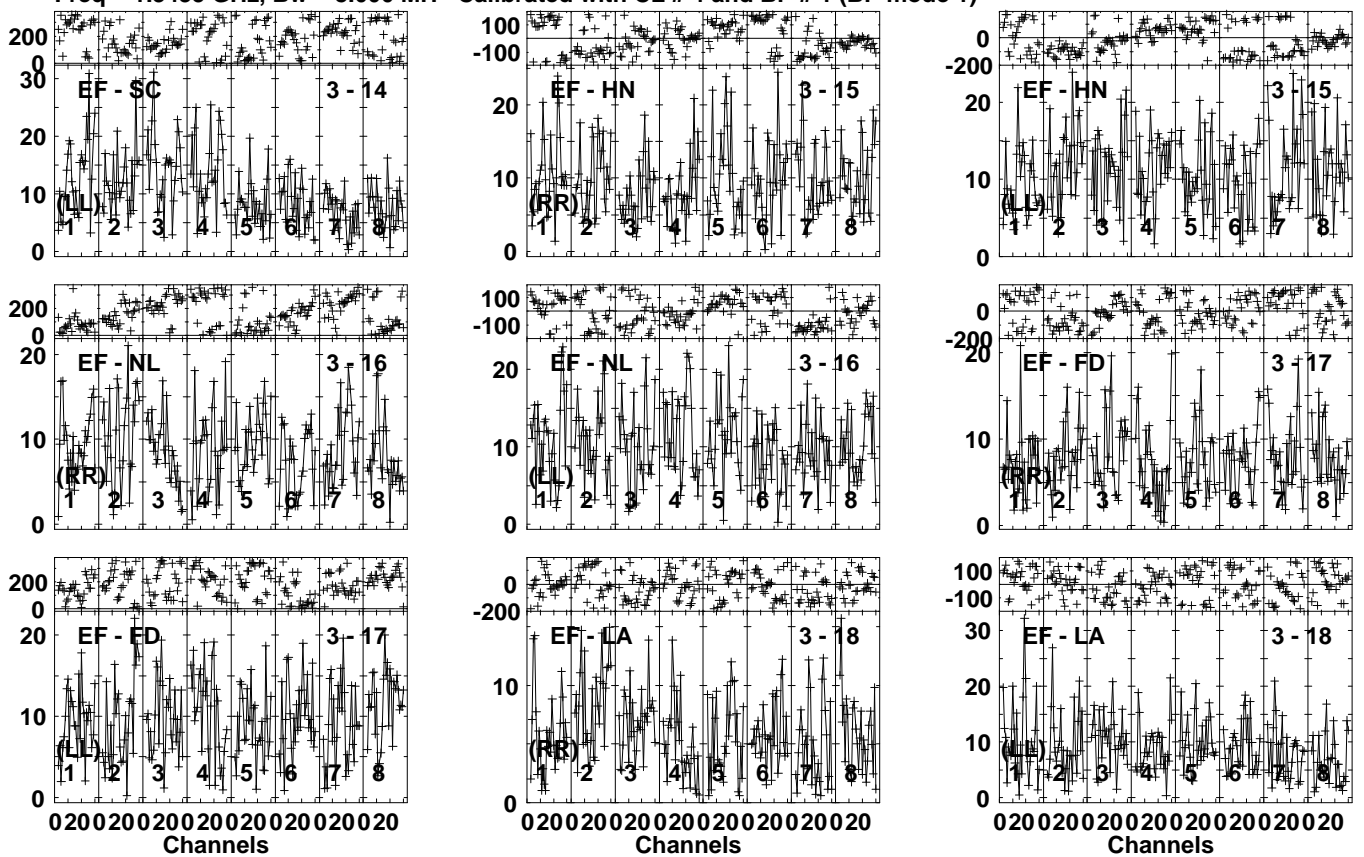


Lower frame: Ampl Jy Top frame: Phas deg
Vector averaged cross-power spectrum Several baselines displayed
Timerange: 00/11:02:01 to 00/11:06:59

Plot file version 393 created 30-AUG-2023 08:44:07

J1100+1002 GM081D 1.UVDATA.1

Freq = 1.3435 GHz, Bw = 8.000 MH Calibrated with CL # 4 and BP # 1 (BP mode 1)

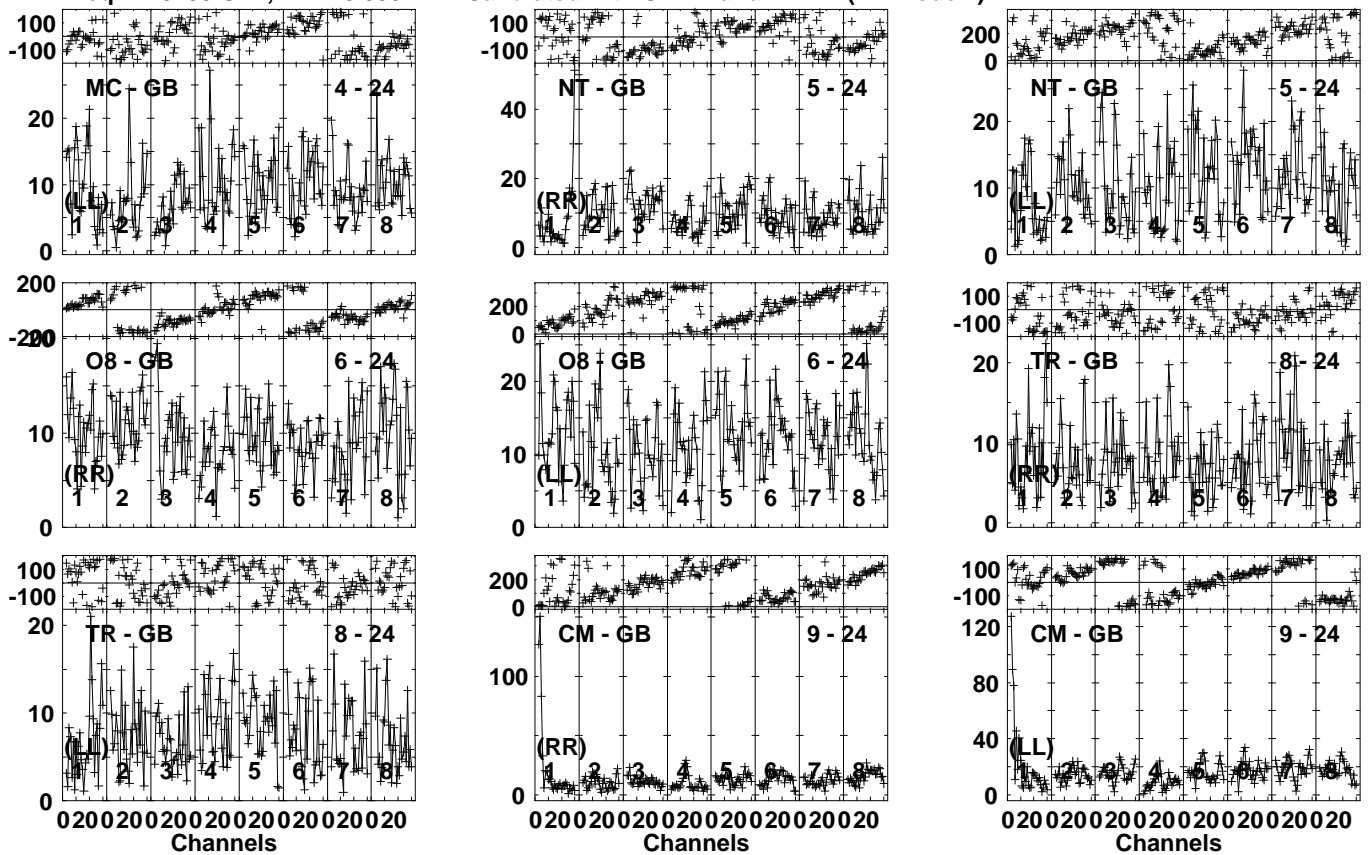


Lower frame: Milli Ampl Jy Top frame: Phas deg
Vector averaged cross-power spectrum Several baselines displayed
Timerange: 00/11:02:01 to 00/11:06:59

Plot file version 395 created 30-AUG-2023 08:44:08

J1100+1002 GM081D 1.UVDATA.1

Freq = 1.3435 GHz, Bw = 8.000 MH Calibrated with CL # 4 and BP # 1 (BP mode 1)

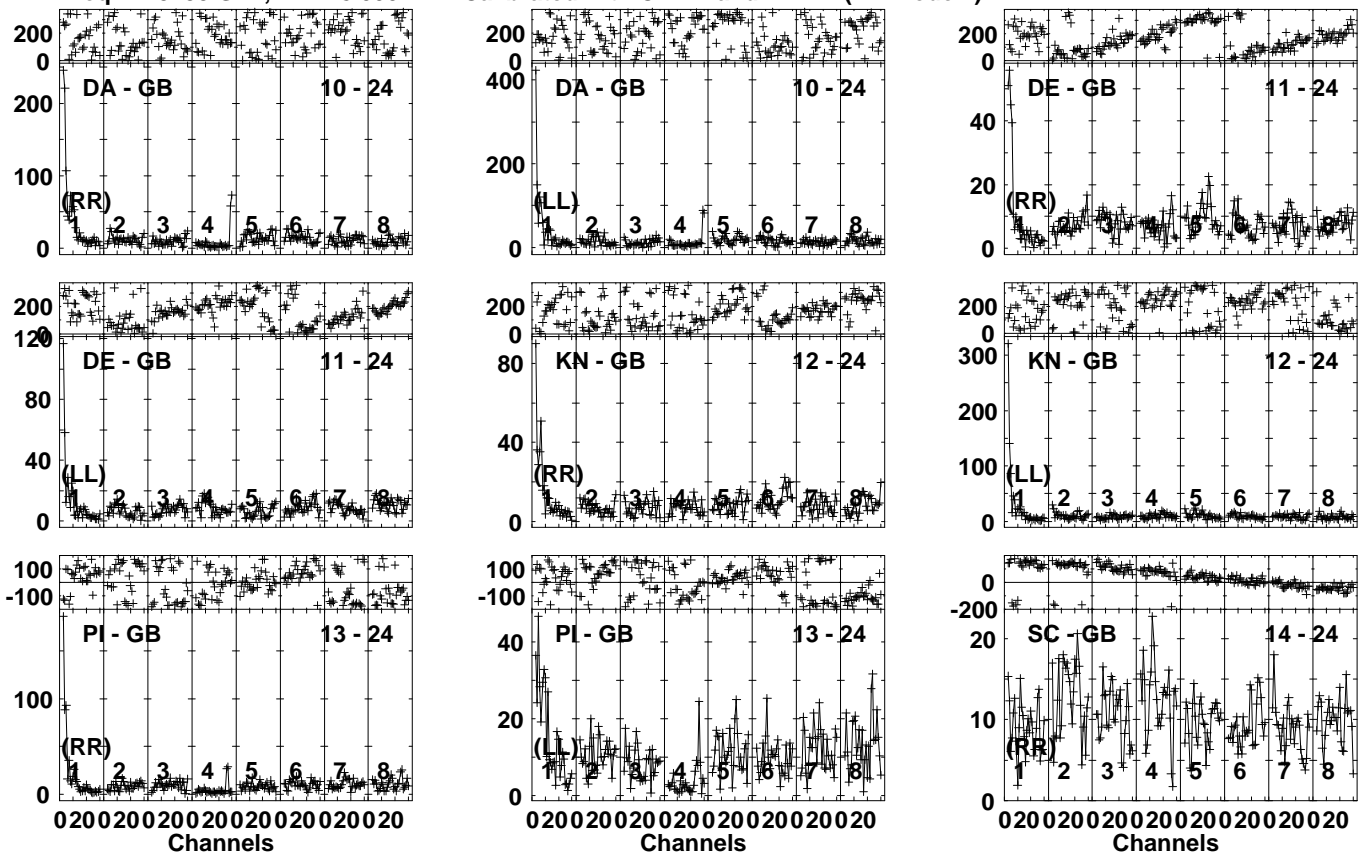


Lower frame: Milli Ampl Jy Top frame: Phas deg
Vector averaged cross-power spectrum Several baselines displayed
Timerange: 00/11:02:01 to 00/11:06:59

Plot file version 396 created 30-AUG-2023 08:44:09

J1100+1002 GM081D 1.UVDATA.1

Freq = 1.3435 GHz, Bw = 8.000 MH Calibrated with CL # 4 and BP # 1 (BP mode 1)

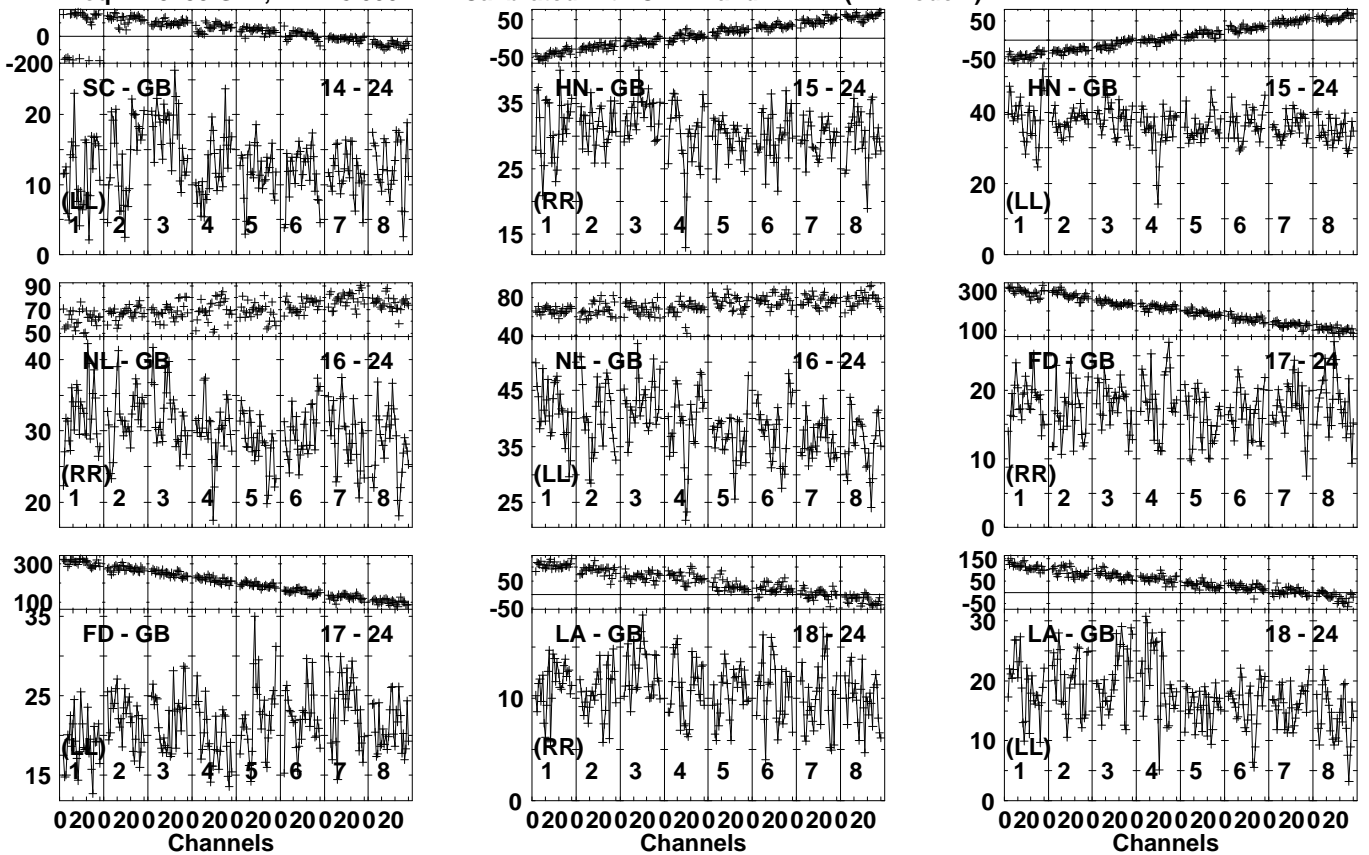


Lower frame: Milli Ampl Jy Top frame: Phas deg
Vector averaged cross-power spectrum Several baselines displayed
Timerange: 00/11:02:01 to 00/11:06:59

Plot file version 397 created 30-AUG-2023 08:44:10

J1100+1002 GM081D 1.UVDATA.1

Freq = 1.3435 GHz, Bw = 8.000 MH Calibrated with CL # 4 and BP # 1 (BP mode 1)

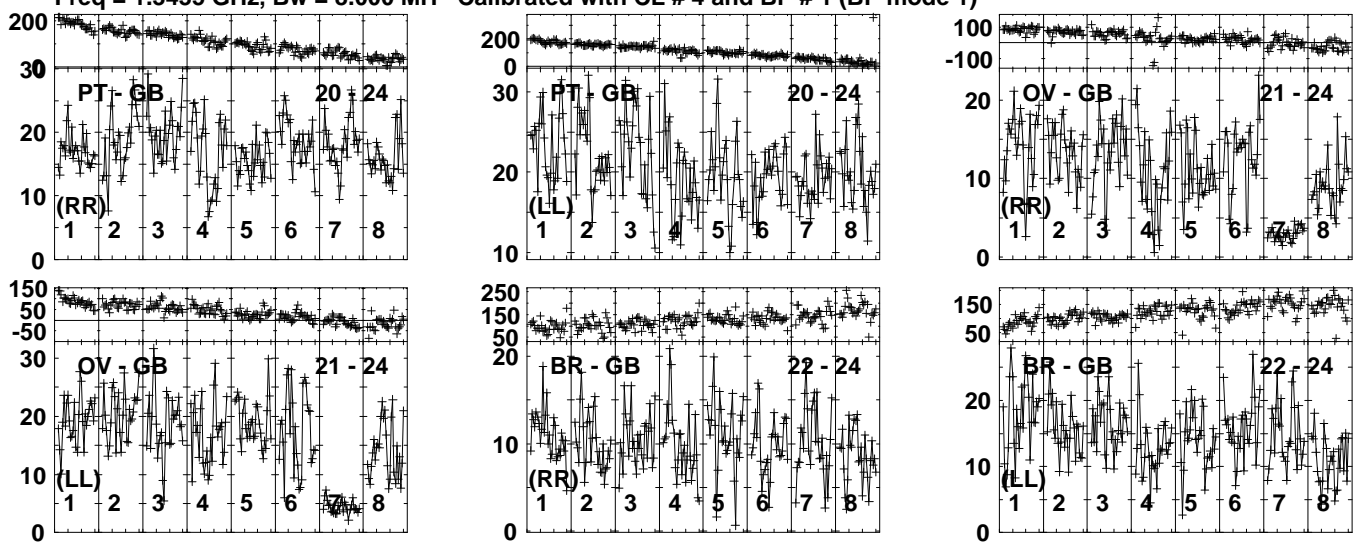


Lower frame: Milli Ampl Jy Top frame: Phas deg
Vector averaged cross-power spectrum Several baselines displayed
Timerange: 00/11:02:01 to 00/11:06:59

Plot file version 398 created 30-AUG-2023 08:44:10

J1100+1002 GM081D 1.UVDATA.1

Freq = 1.3435 GHz, Bw = 8.000 MH Calibrated with CL # 4 and BP # 1 (BP mode 1)

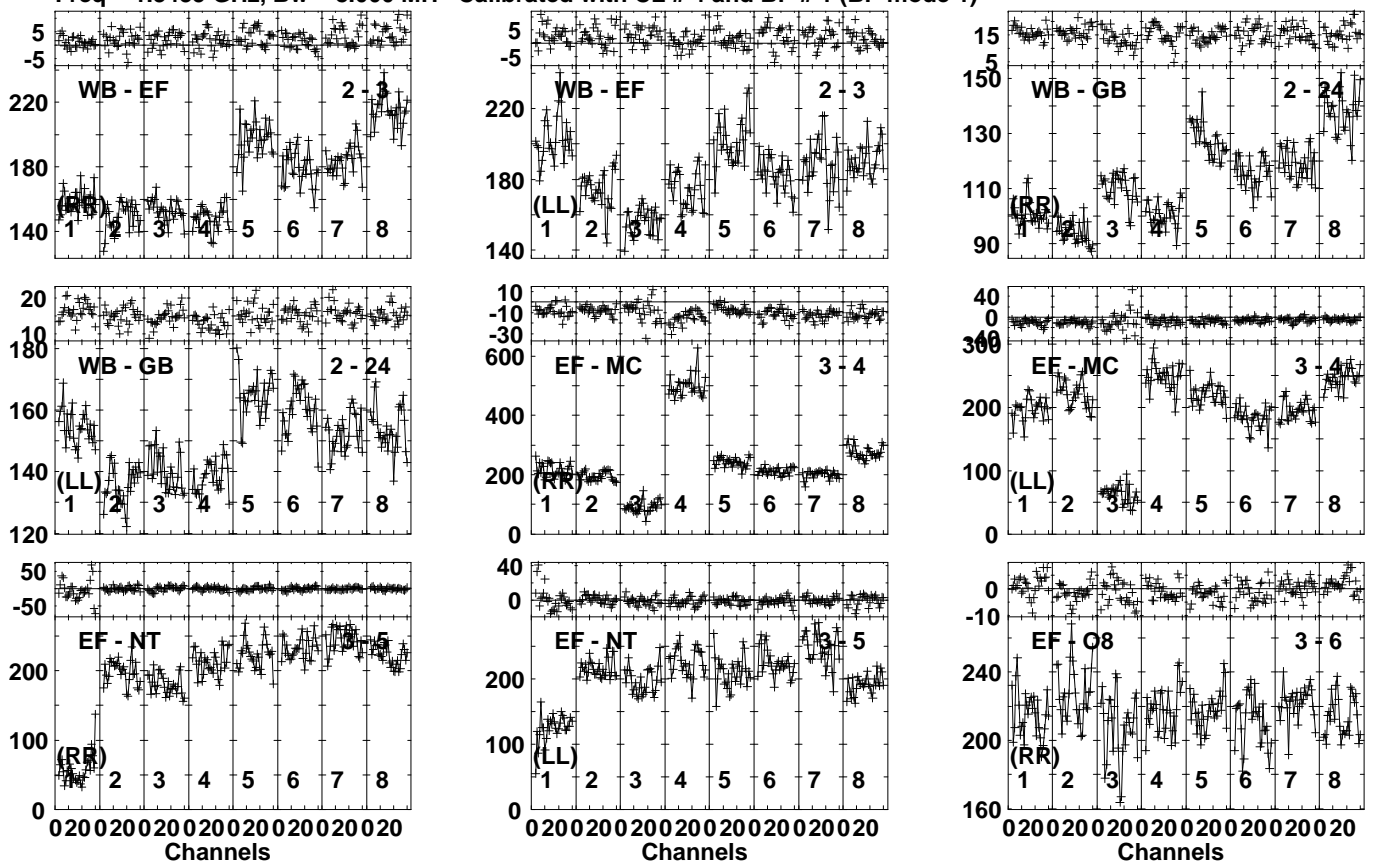


Lower frame: Milli Ampl Jy Top frame: Phas deg

Vector averaged cross-power spectrum Several baselines displayed

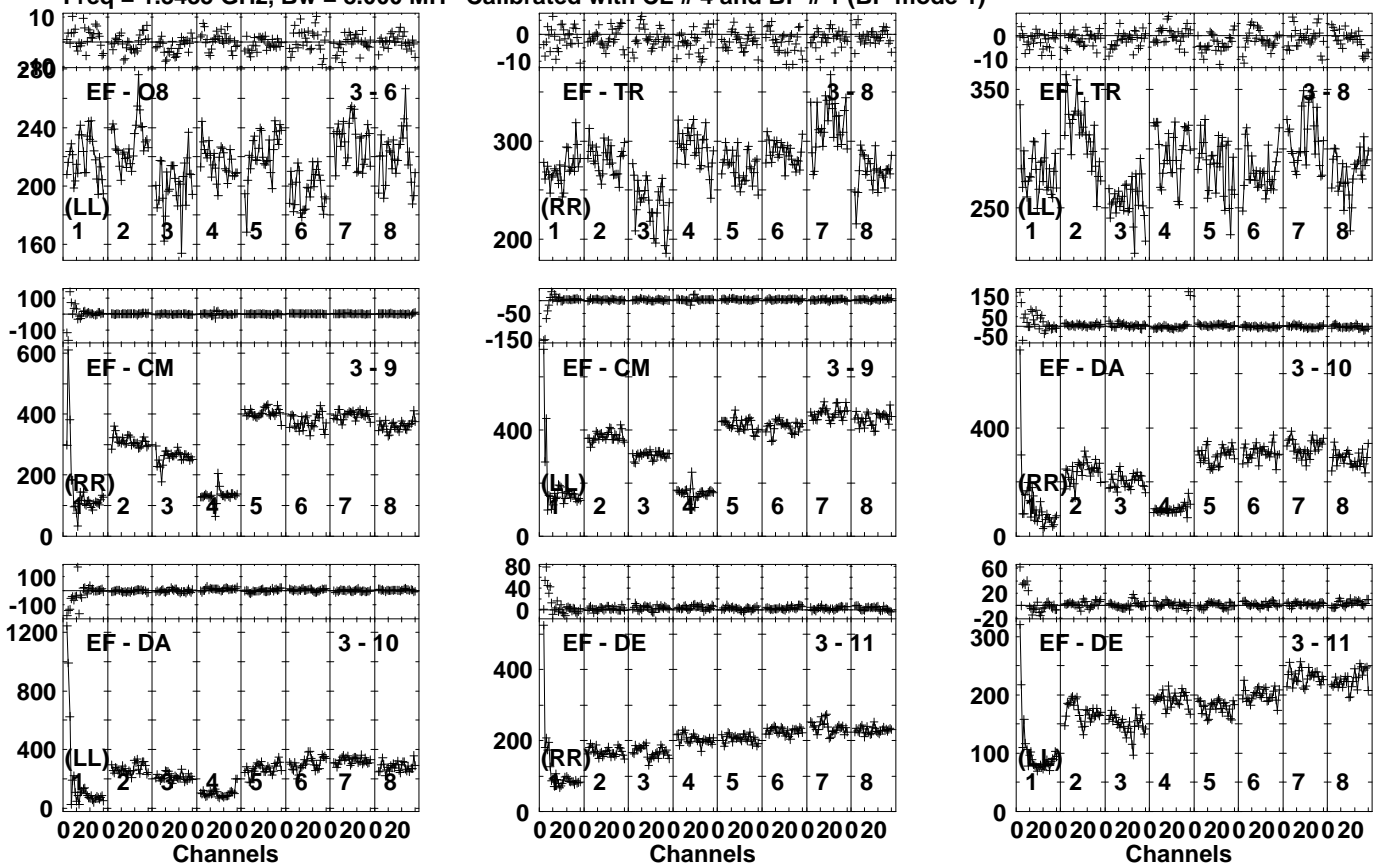
Timerange: 00/11:02:01 to 00/11:06:59

Plot file version 399 created 30-AUG-2023 08:44:12
 J1103+1158 GM081D 1.UVDATA.1
 Freq = 1.3435 GHz, Bw = 8.000 MH Calibrated with CL # 4 and BP # 1 (BP mode 1)



Lower frame: Milli Ampl Jy Top frame: Phas deg
 Vector averaged cross-power spectrum Several baselines displayed
 Timerange: 00/11:07:31 to 00/11:08:59

Plot file version 400 created 30-AUG-2023 08:44:12
 J1103+1158 GM081D 1.UVDATA.1
 Freq = 1.3435 GHz, Bw = 8.000 MH Calibrated with CL # 4 and BP # 1 (BP mode 1)

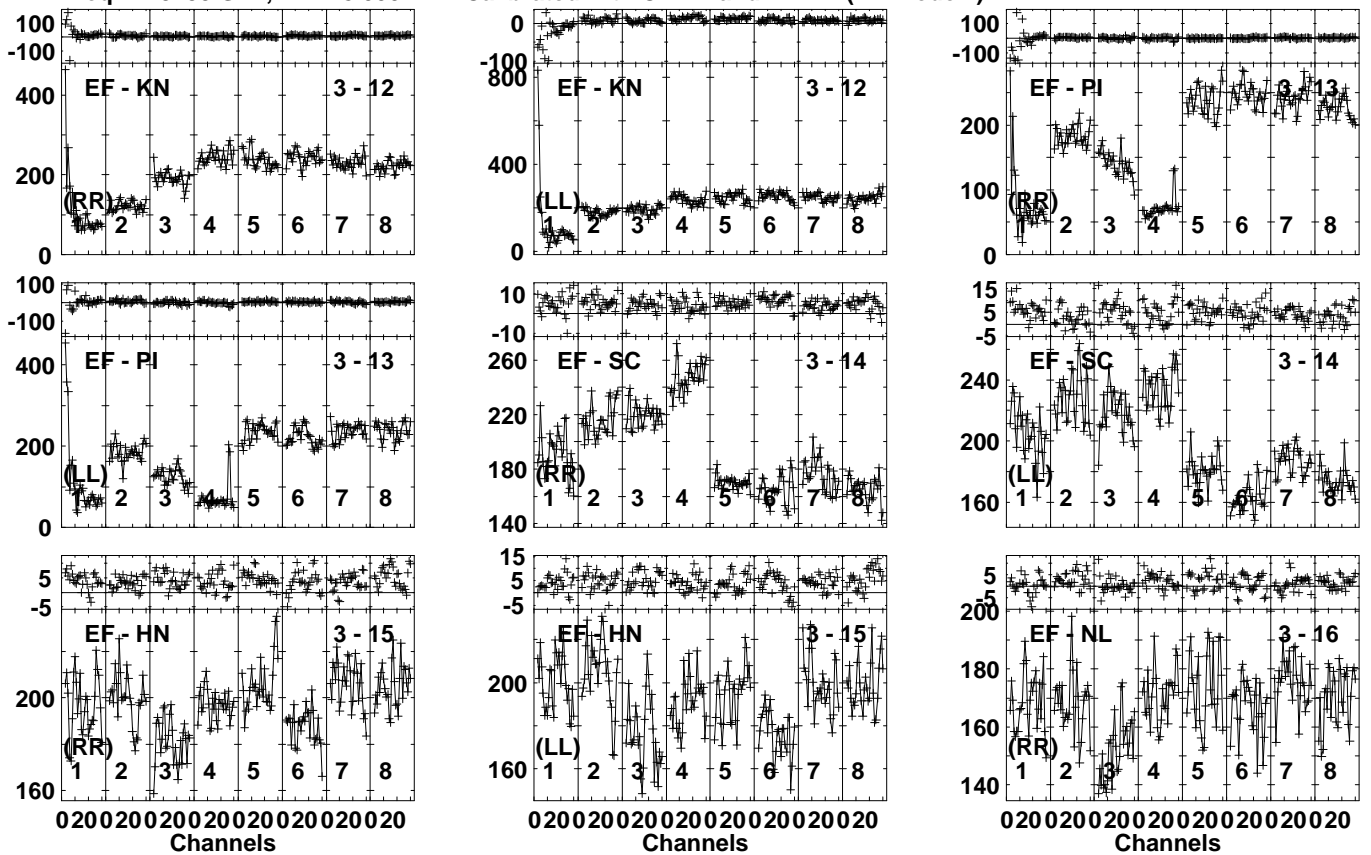


Lower frame: Milli Ampl Jy Top frame: Phas deg
 Vector averaged cross-power spectrum Several baselines displayed
 Timerange: 00/11:07:31 to 00/11:08:59

Plot file version 401 created 30-AUG-2023 08:44:13

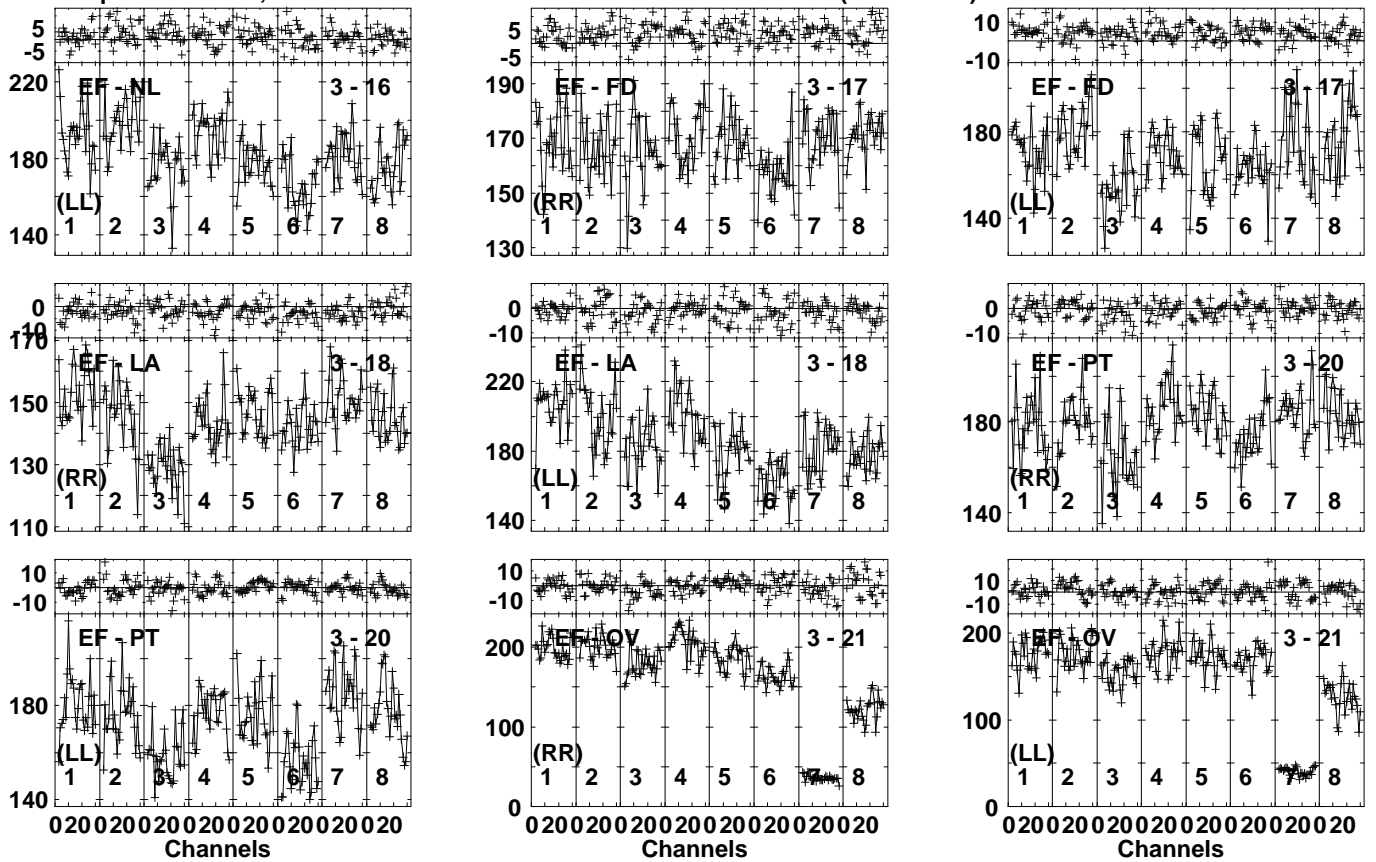
J1103+1158 GM081D 1.UVDATA.1

Freq = 1.3435 GHz, Bw = 8.000 MH Calibrated with CL # 4 and BP # 1 (BP mode 1)



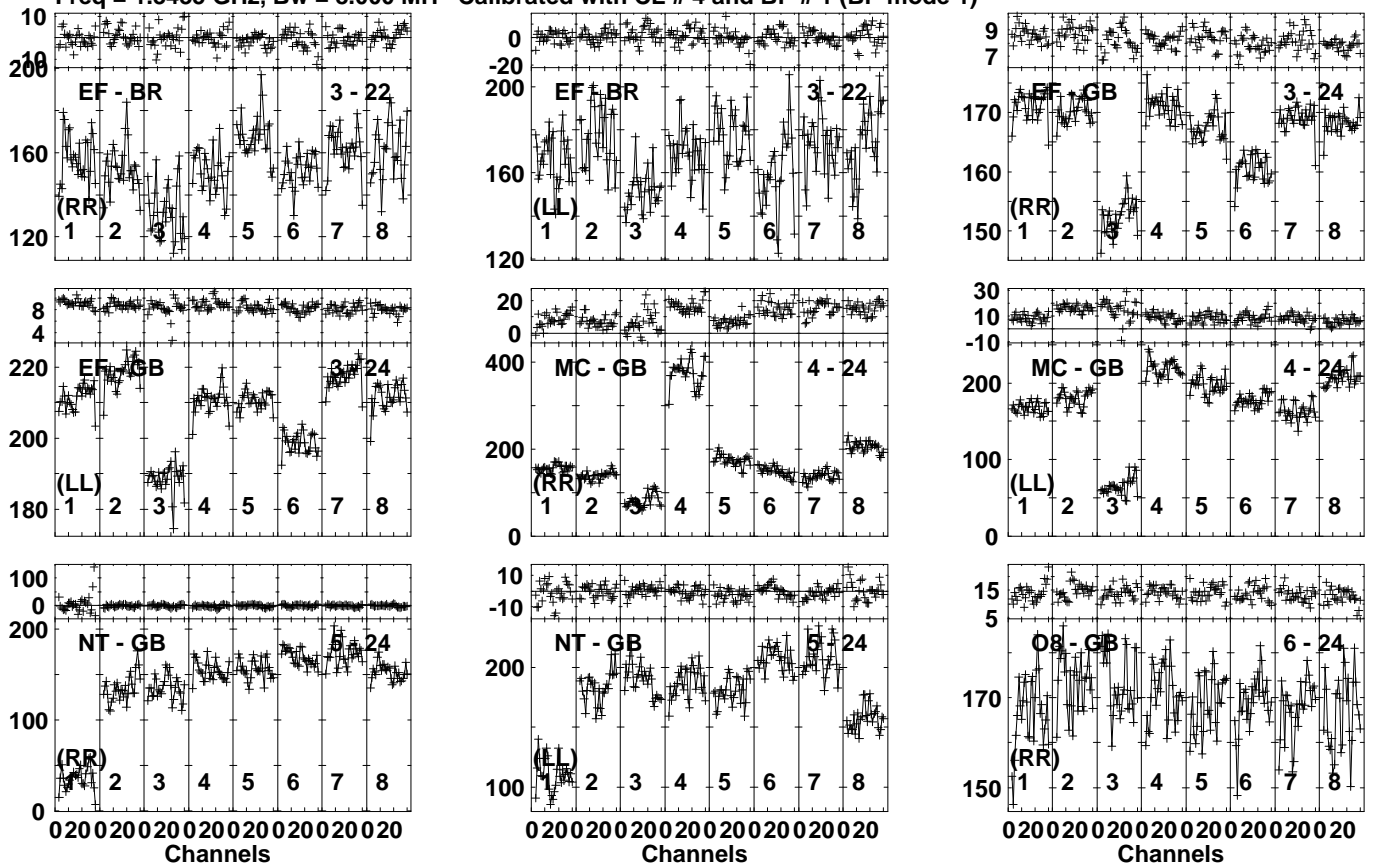
Lower frame: Milli Ampl Jy Top frame: Phas deg
Vector averaged cross-power spectrum Several baselines displayed
Timerange: 00/11:07:31 to 00/11:08:59

Plot file version 402 created 30-AUG-2023 08:44:13
 J1103+1158 GM081D 1.UVDATA.1
 Freq = 1.3435 GHz, Bw = 8.000 MH Calibrated with CL # 4 and BP # 1 (BP mode 1)



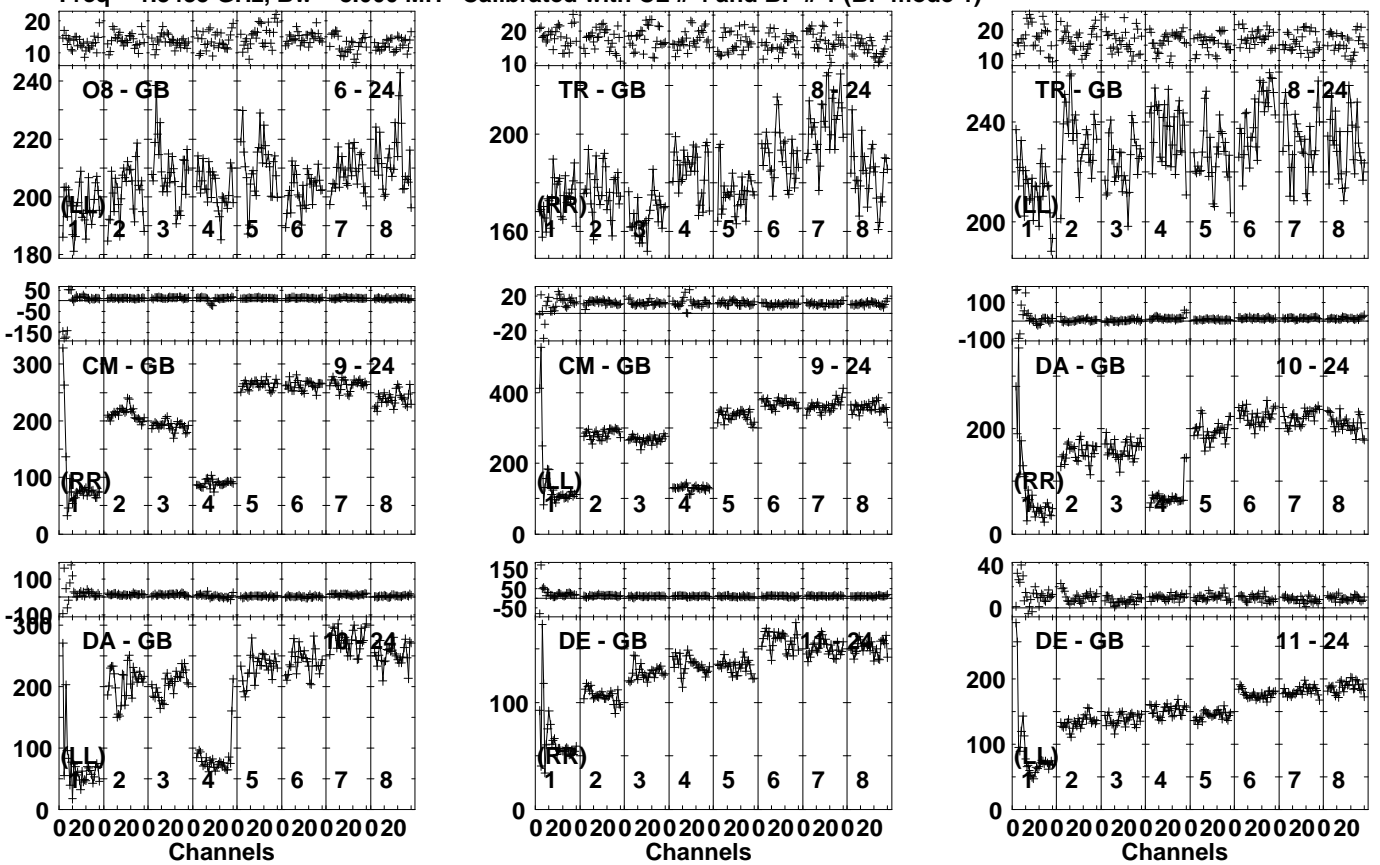
Lower frame: Milli Ampl Jy Top frame: Phas deg
 Vector averaged cross-power spectrum Several baselines displayed
 Timerange: 00/11:07:31 to 00/11:08:59

Plot file version 403 created 30-AUG-2023 08:44:14
 J1103+1158 GM081D 1.UVDATA.1
 Freq = 1.3435 GHz, Bw = 8.000 MH Calibrated with CL # 4 and BP # 1 (BP mode 1)



Lower frame: Milli Ampl Jy Top frame: Phas deg
 Vector averaged cross-power spectrum Several baselines displayed
 Timerange: 00/11:07:31 to 00/11:08:59

Plot file version 404 created 30-AUG-2023 08:44:15
 J1103+1158 GM081D 1.UVDATA.1
 Freq = 1.3435 GHz, Bw = 8.000 MH Calibrated with CL # 4 and BP # 1 (BP mode 1)

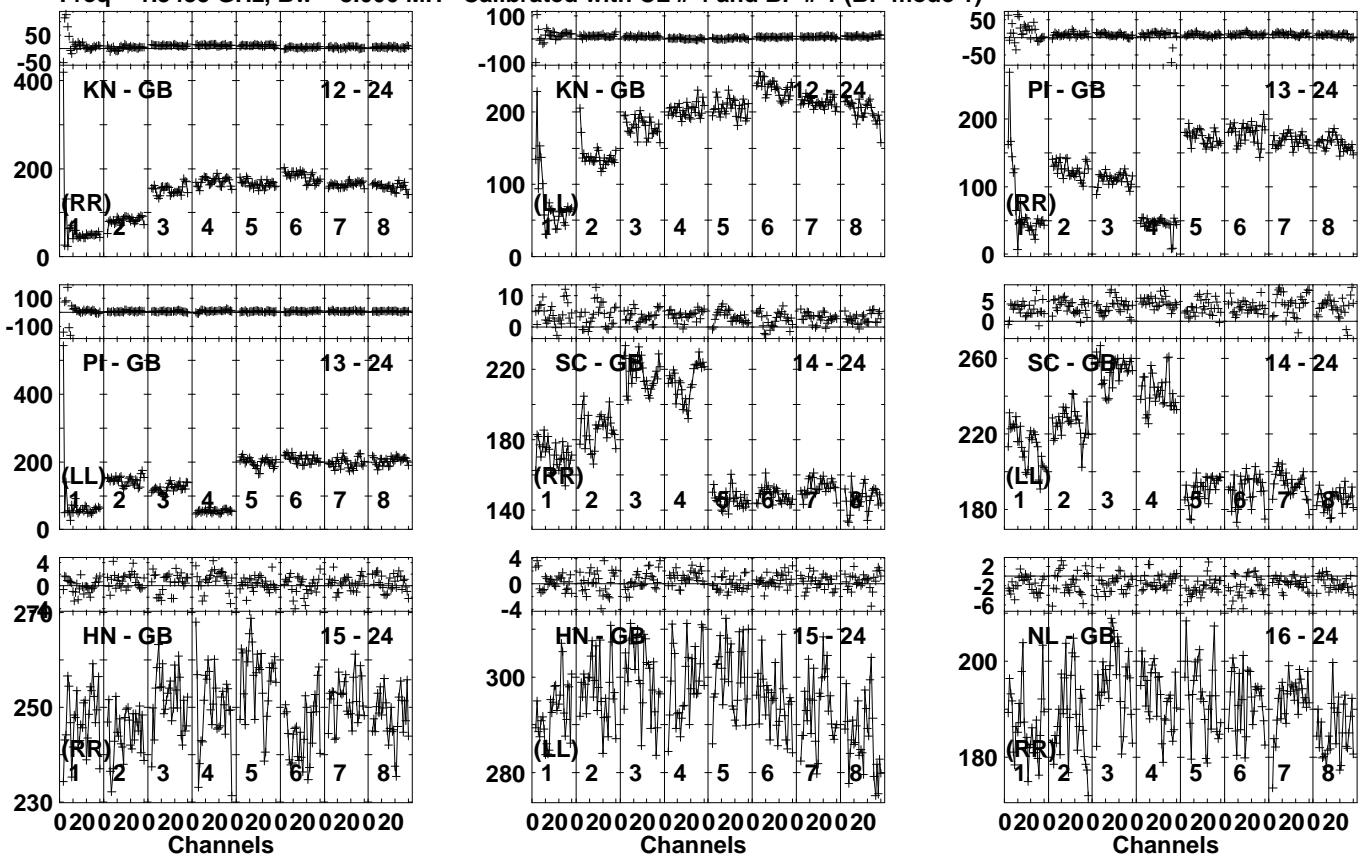


Lower frame: Milli Ampl Jy Top frame: Phas deg
 Vector averaged cross-power spectrum Several baselines displayed
 Timerange: 00/11:07:31 to 00/11:08:59

Plot file version 405 created 30-AUG-2023 08:44:16

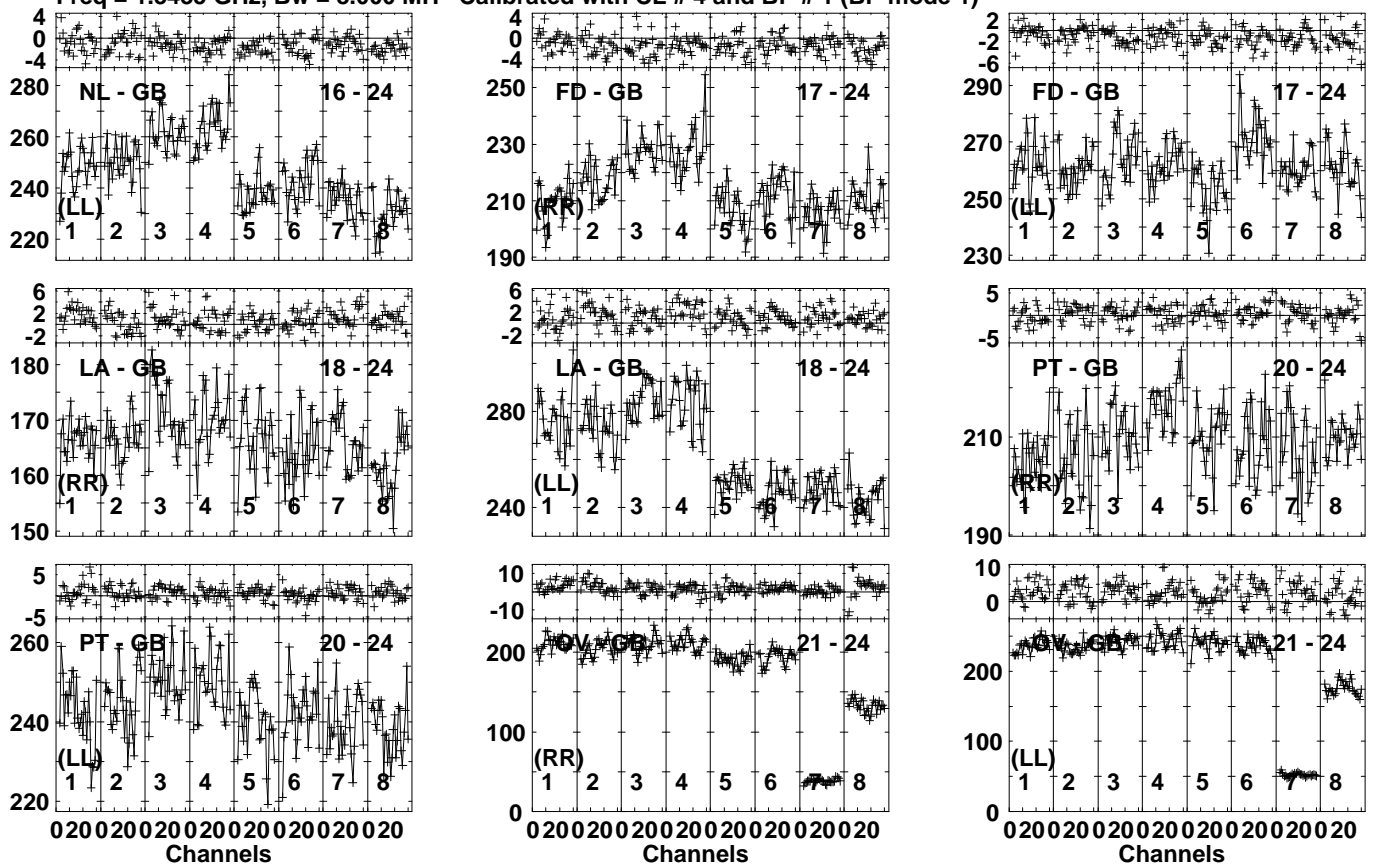
J1103+1158 GM081D 1.UVDATA.1

Freq = 1.3435 GHz, Bw = 8.000 MH Calibrated with CL # 4 and BP # 1 (BP mode 1)



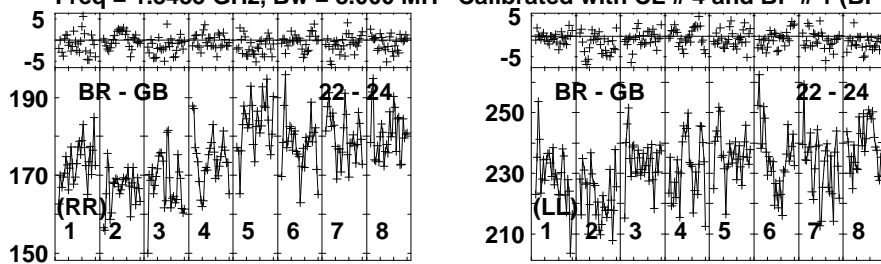
Lower frame: Milli Ampl Jy Top frame: Phas deg
Vector averaged cross-power spectrum Several baselines displayed
Timerange: 00/11:07:31 to 00/11:08:59

Plot file version 406 created 30-AUG-2023 08:44:16
 J1103+1158 GM081D 1.UVDATA.1
 Freq = 1.3435 GHz, Bw = 8.000 MH Calibrated with CL # 4 and BP # 1 (BP mode 1)



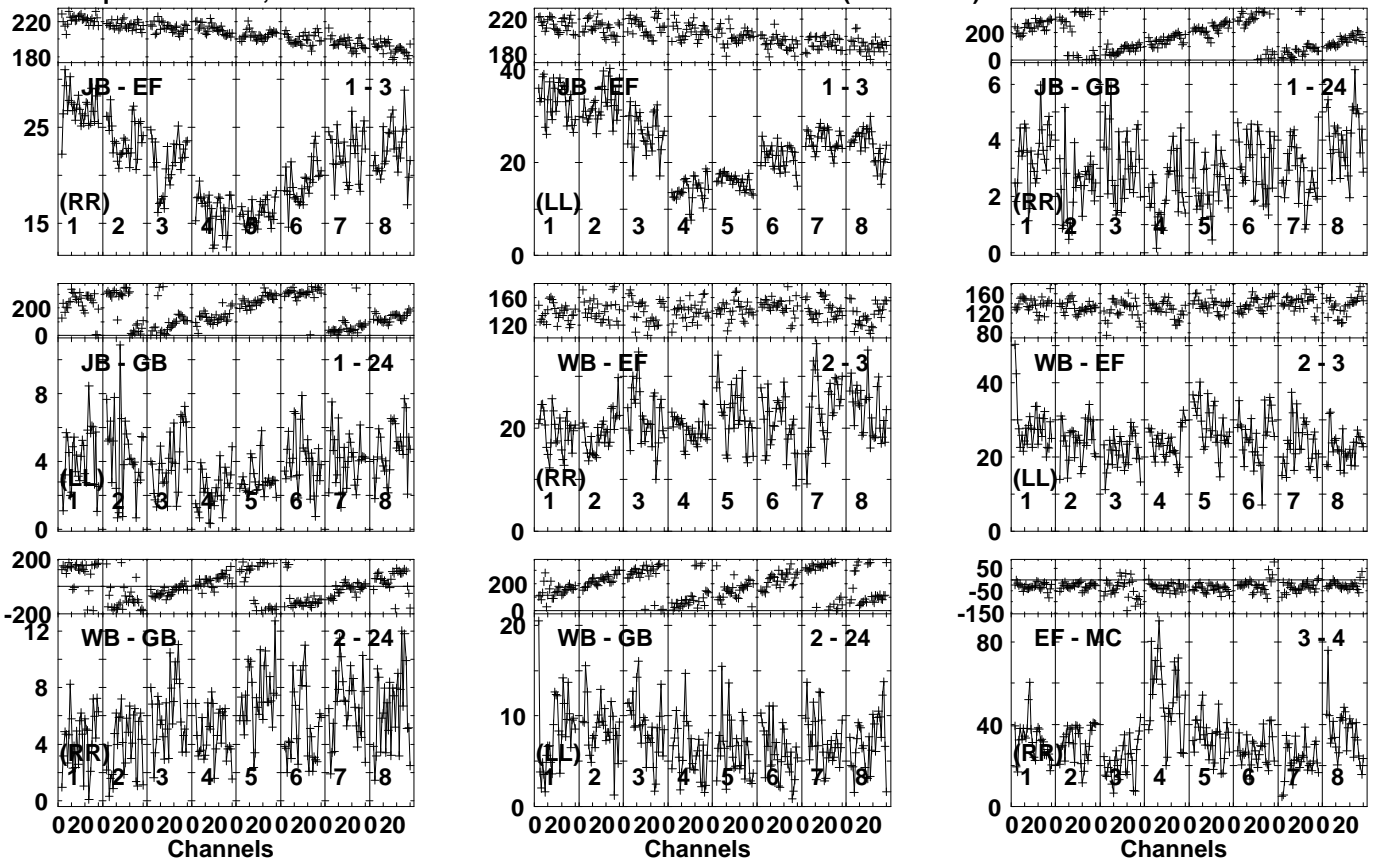
Lower frame: Milli Ampl Jy Top frame: Phas deg
 Vector averaged cross-power spectrum Several baselines displayed
 Timerange: 00/11:07:31 to 00/11:08:59

Plot file version 407 created 30-AUG-2023 08:44:17
J1103+1158 GM081D 1.UVDATA.1
Freq = 1.3435 GHz, Bw = 8.000 MH Calibrated with CL # 4 and BP # 1 (BP mode 1)



Lower frame: Milli Ampl Jy Top frame: Phas deg
Vector averaged cross-power spectrum Several baselines displayed
Timerange: 00/11:07:31 to 00/11:08:59

Plot file version 408 created 30-AUG-2023 08:44:17
 J1100+1002 GM081D 1.UVDATA.1
 Freq = 1.3435 GHz, Bw = 8.000 MH Calibrated with CL # 4 and BP # 1 (BP mode 1)

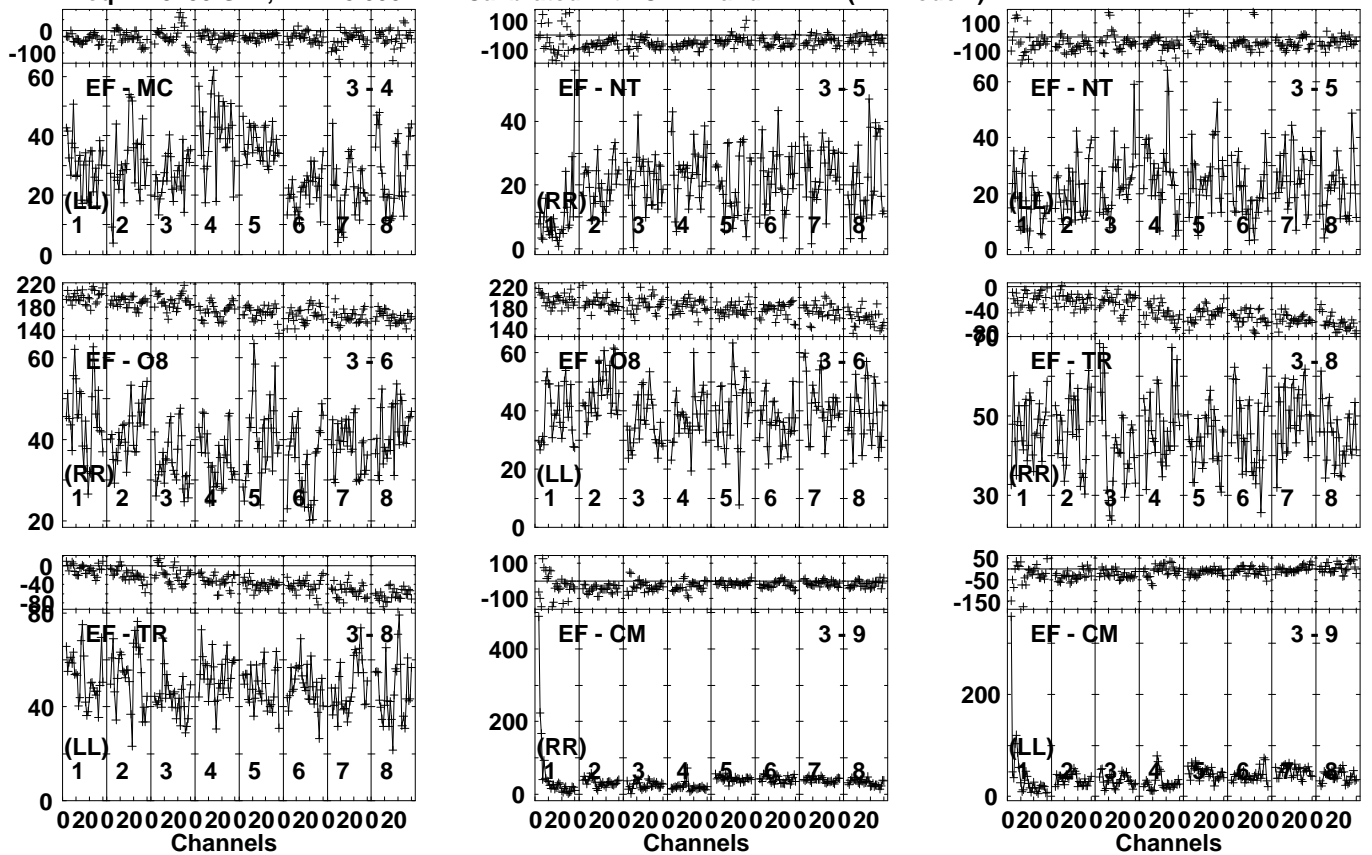


Lower frame: Milli Ampl Jy Top frame: Phas deg
 Vector averaged cross-power spectrum Several baselines displayed
 Timerange: 00/11:09:01 to 00/11:13:59

Plot file version 409 created 30-AUG-2023 08:44:18

J1100+1002 GM081D 1.UVDATA.1

Freq = 1.3435 GHz, Bw = 8.000 MH Calibrated with CL # 4 and BP # 1 (BP mode 1)

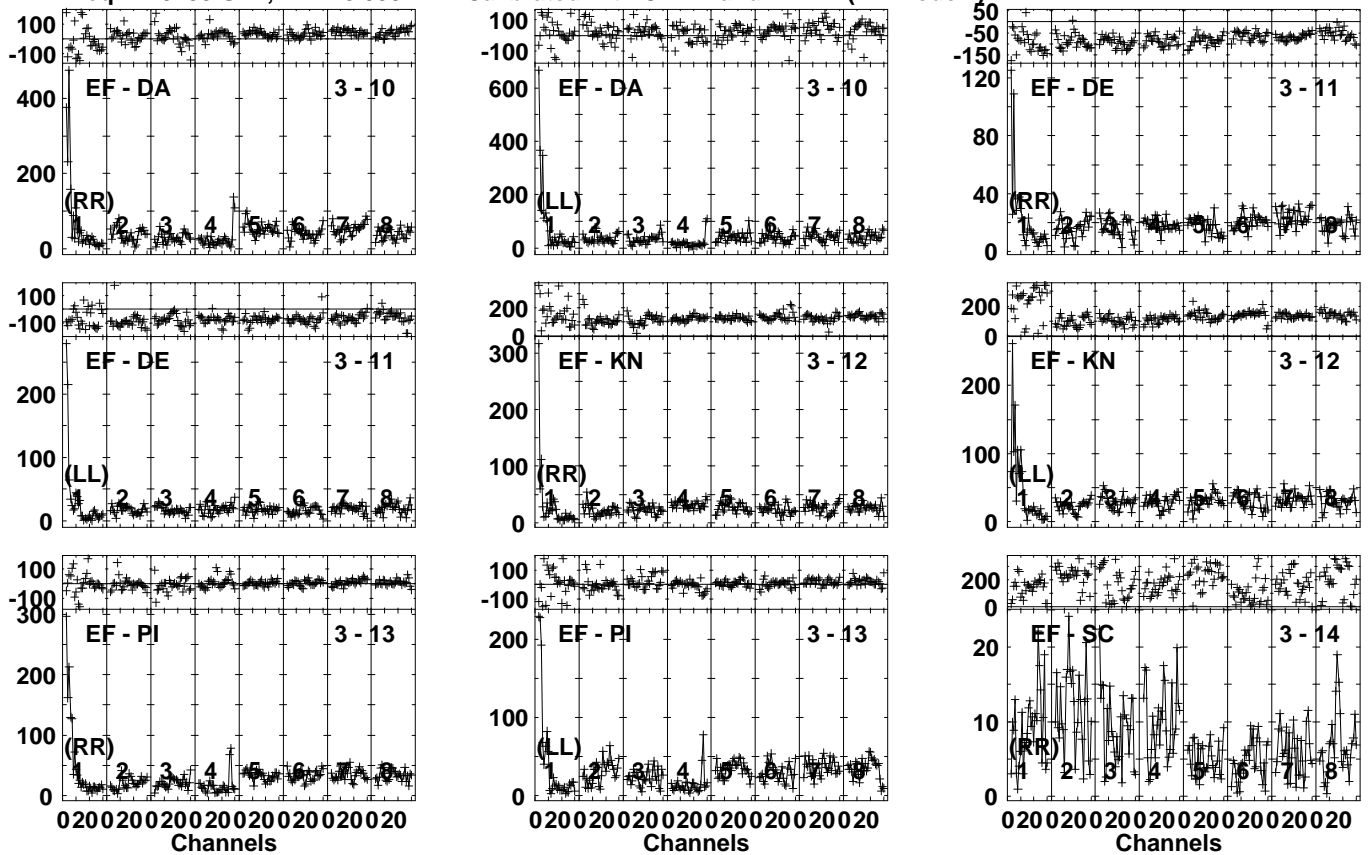


Lower frame: Milli Ampl Jy Top frame: Phas deg
Vector averaged cross-power spectrum Several baselines displayed
Timerange: 00/11:09:01 to 00/11:13:59

Plot file version 410 created 30-AUG-2023 08:44:19

J1100+1002 GM081D 1.UVDATA.1

Freq = 1.3435 GHz, Bw = 8.000 MH Calibrated with CL # 4 and BP # 1 (BP mode 1)

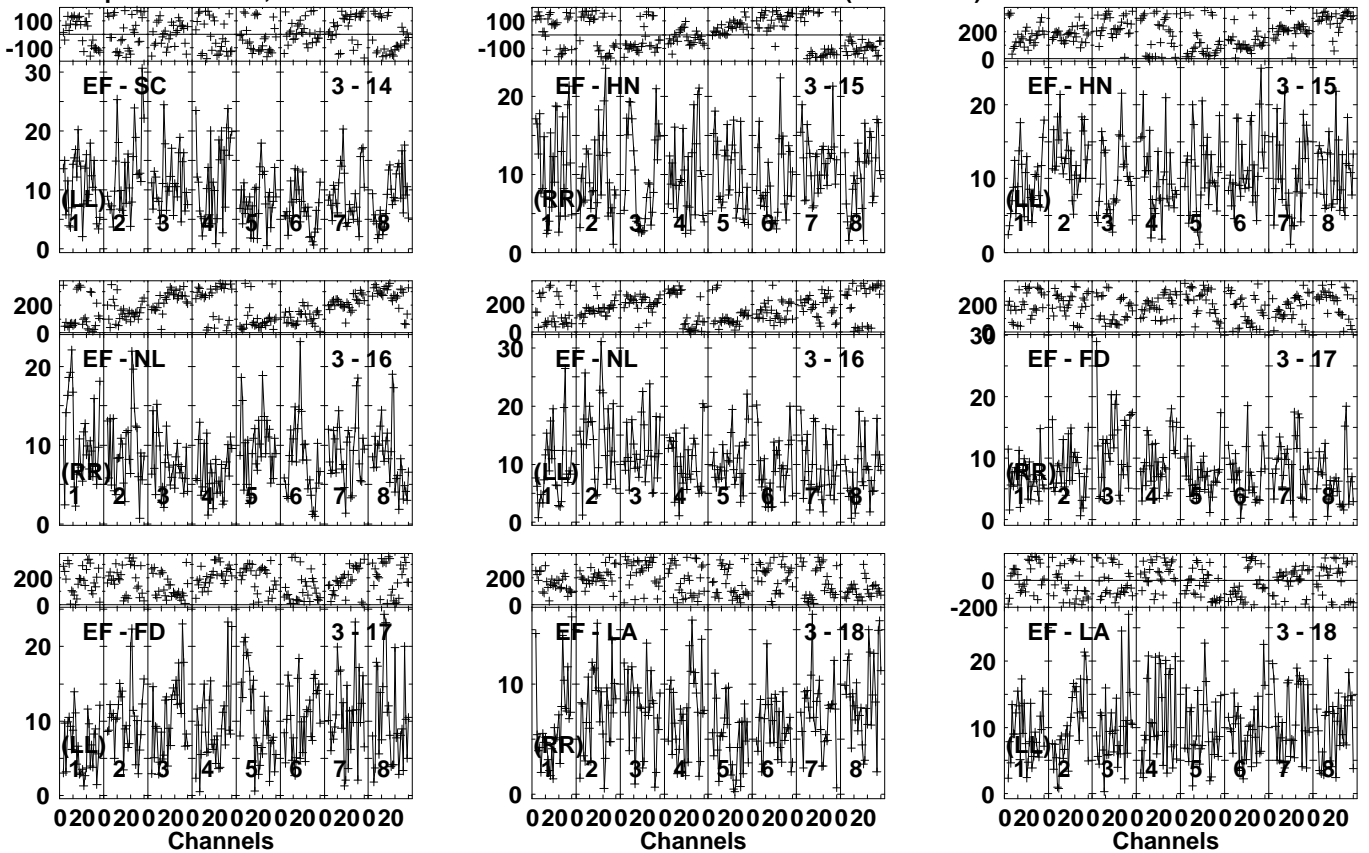


Lower frame: Milli Ampl Jy Top frame: Phas deg
Vector averaged cross-power spectrum Several baselines displayed
Timerange: 00/11:09:01 to 00/11:13:59

Plot file version 411 created 30-AUG-2023 08:44:19

J1100+1002 GM081D 1.UVDATA.1

Freq = 1.3435 GHz, Bw = 8.000 MH Calibrated with CL # 4 and BP # 1 (BP mode 1)

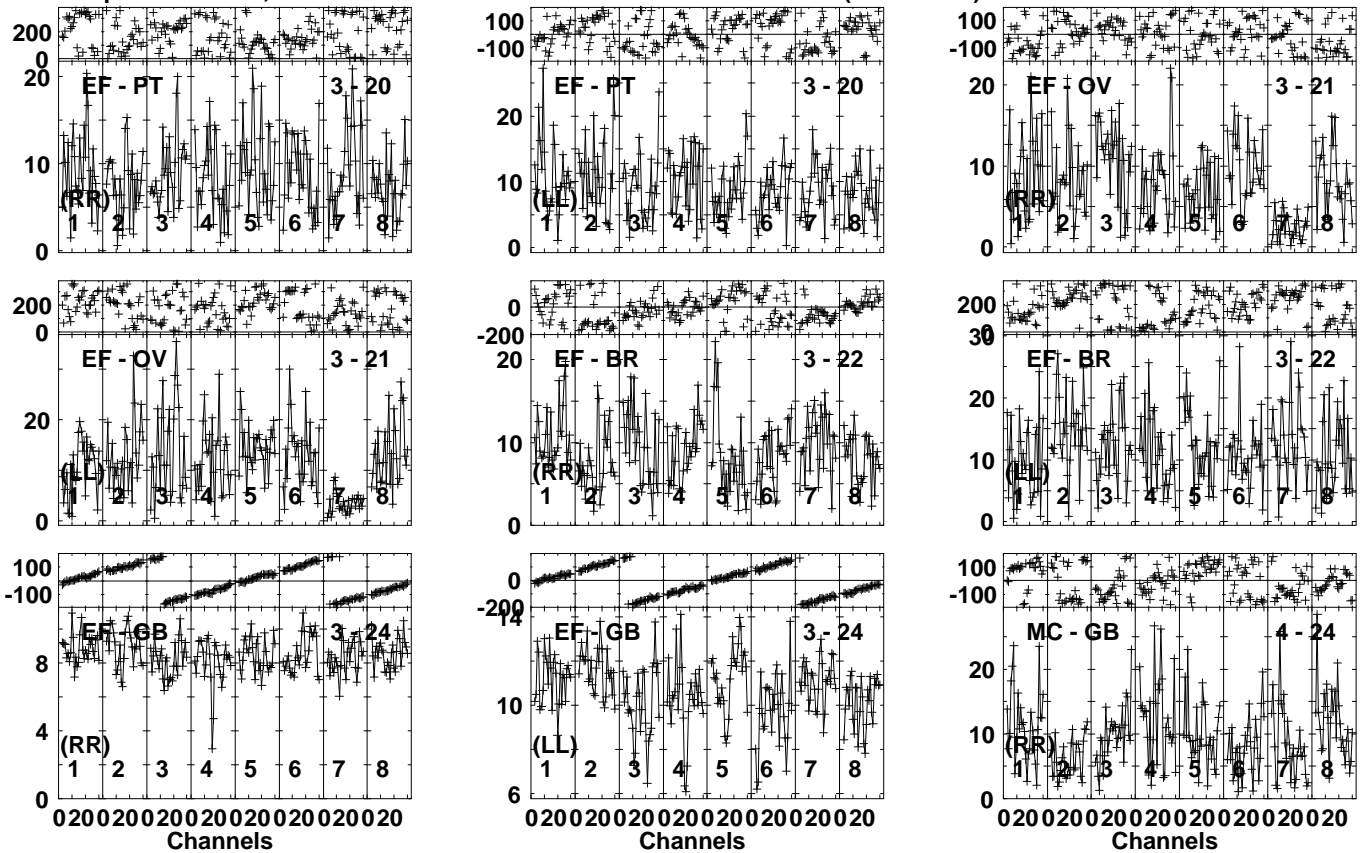


Lower frame: Milli Ampl Jy Top frame: Phas deg
Vector averaged cross-power spectrum Several baselines displayed
Timerange: 00/11:09:01 to 00/11:13:59

Plot file version 412 created 30-AUG-2023 08:44:20

J1100+1002 GM081D 1.UVDATA.1

Freq = 1.3435 GHz, Bw = 8.000 MH Calibrated with CL # 4 and BP # 1 (BP mode 1)

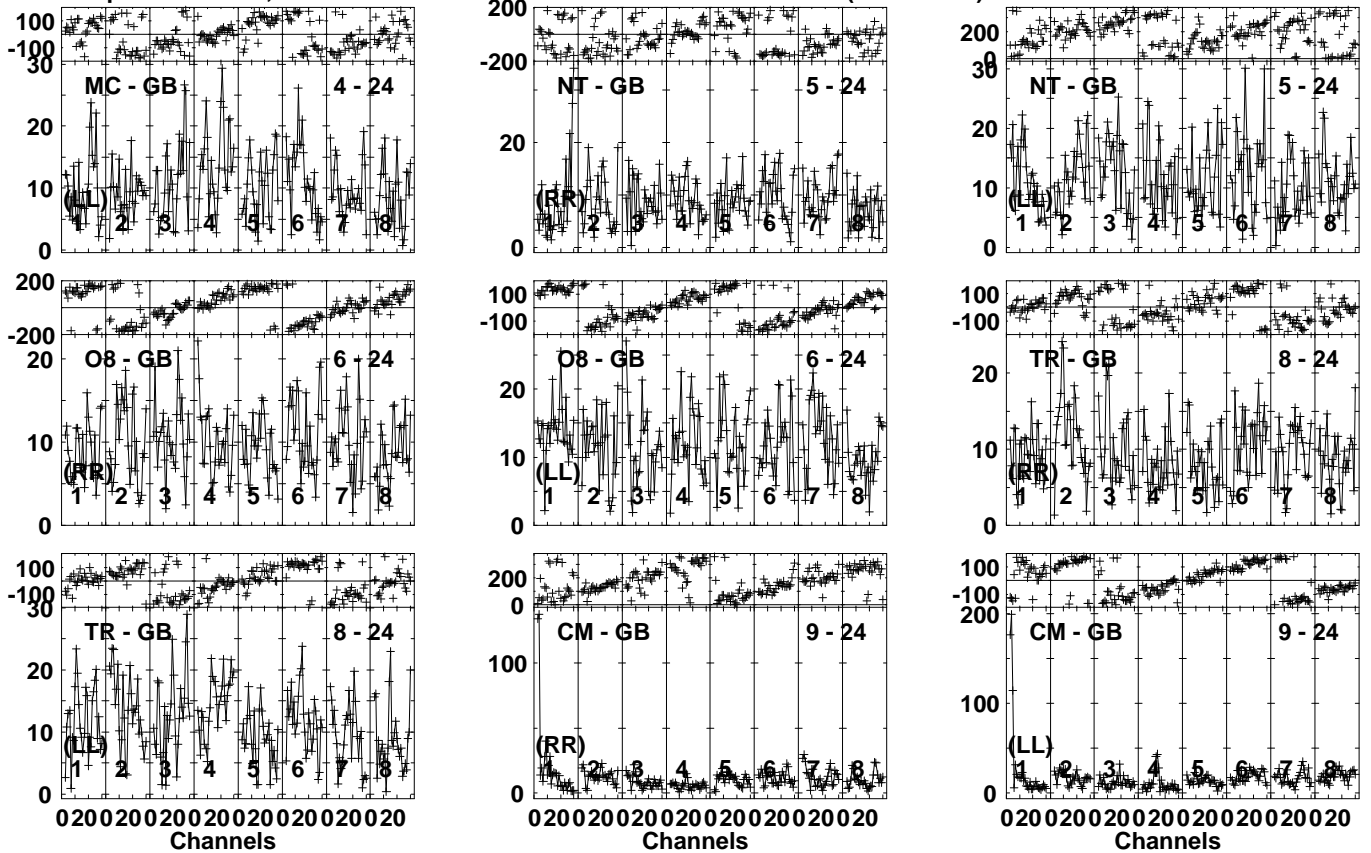


Lower frame: Milli Ampl Jy Top frame: Phas deg
Vector averaged cross-power spectrum Several baselines displayed
Timerange: 00/11:09:01 to 00/11:13:59

Plot file version 413 created 30-AUG-2023 08:44:21

J1100+1002 GM081D 1.UVDATA.1

Freq = 1.3435 GHz, Bw = 8.000 MH Calibrated with CL # 4 and BP # 1 (BP mode 1)

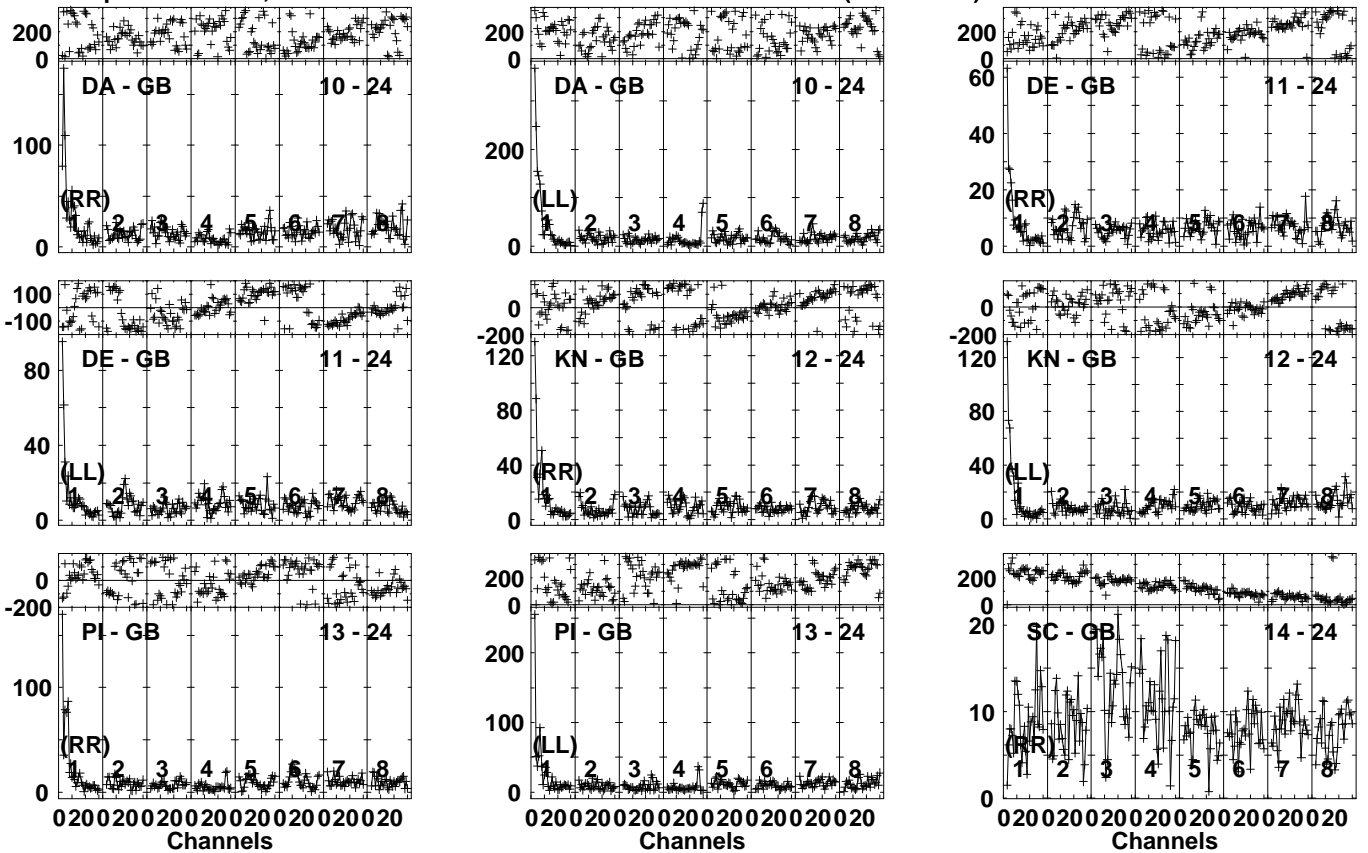


Lower frame: Milli Ampl Jy Top frame: Phas deg
Vector averaged cross-power spectrum Several baselines displayed
Timerange: 00/11:09:01 to 00/11:13:59

Plot file version 414 created 30-AUG-2023 08:44:22

J1100+1002 GM081D 1.UVDATA.1

Freq = 1.3435 GHz, Bw = 8.000 MH Calibrated with CL # 4 and BP # 1 (BP mode 1)

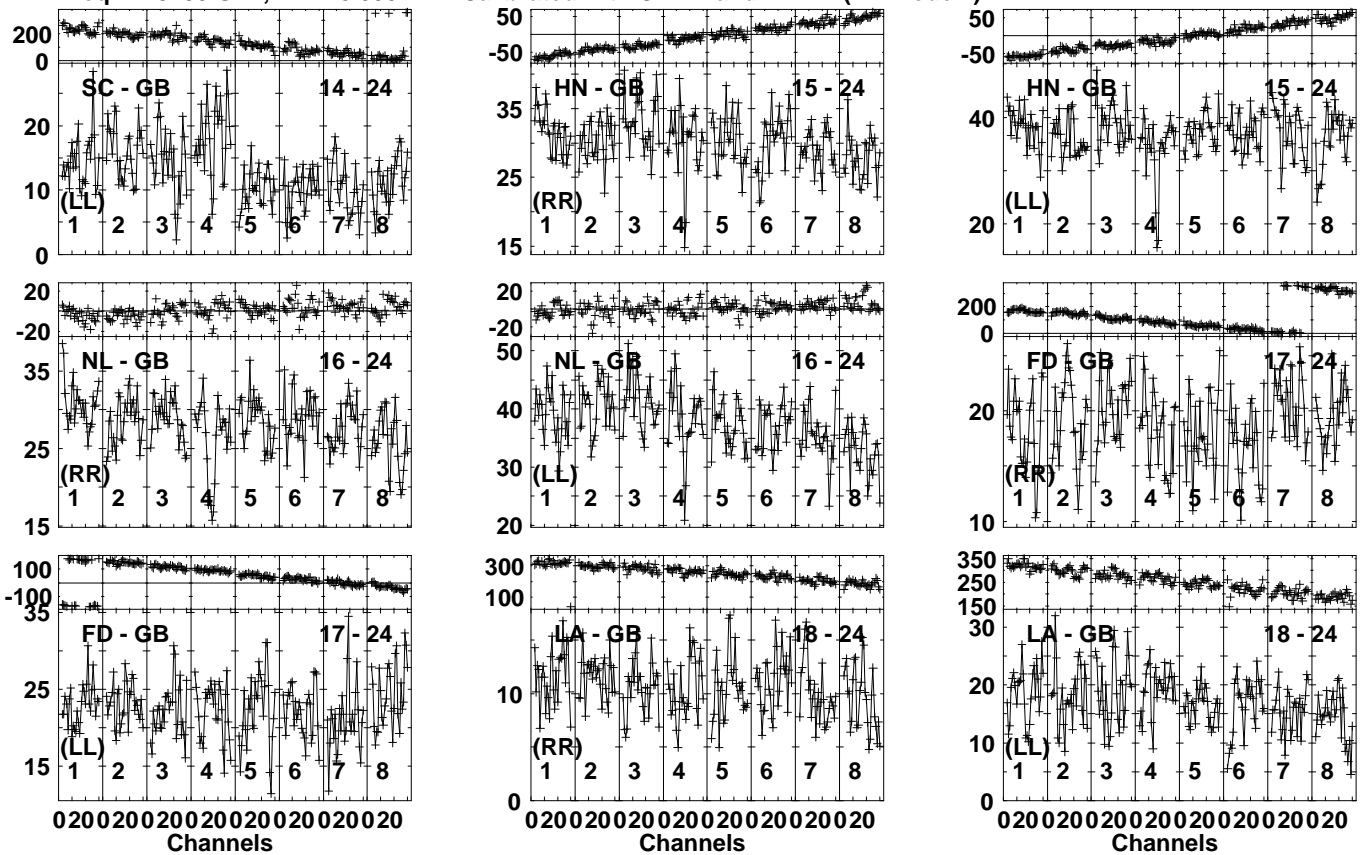


Lower frame: Milli Ampl Jy Top frame: Phas deg
Vector averaged cross-power spectrum Several baselines displayed
Timerange: 00/11:09:01 to 00/11:13:59

Plot file version 415 created 30-AUG-2023 08:44:22

J1100+1002 GM081D 1.UVDATA.1

Freq = 1.3435 GHz, Bw = 8.000 MH Calibrated with CL # 4 and BP # 1 (BP mode 1)

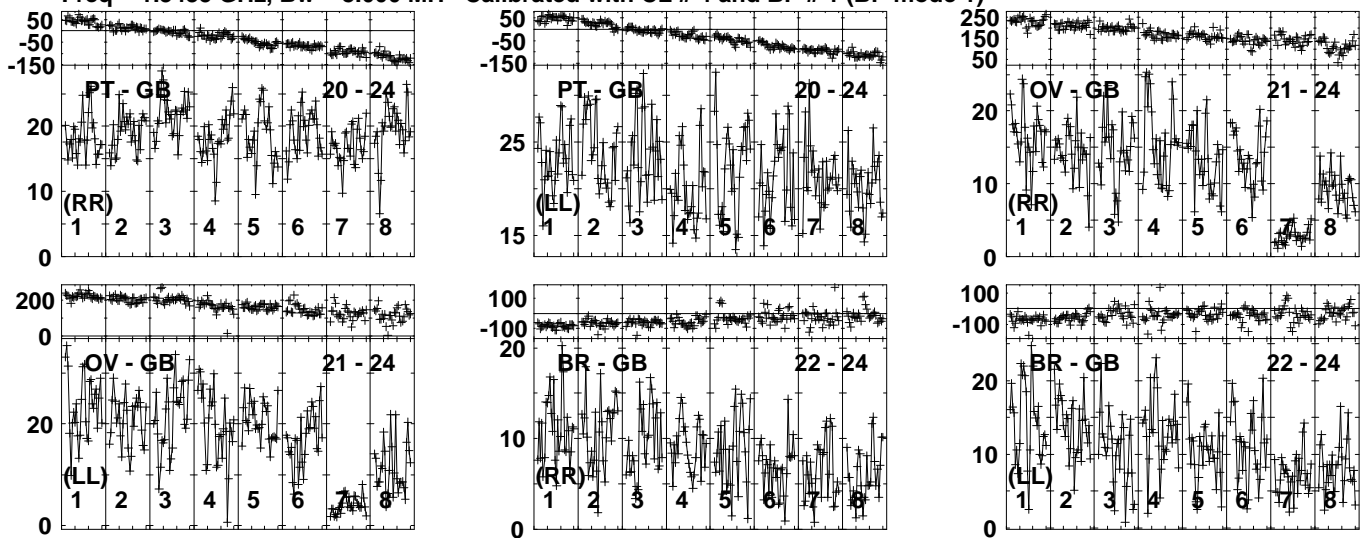


Lower frame: Milli Ampl Jy Top frame: Phas deg
Vector averaged cross-power spectrum Several baselines displayed
Timerange: 00/11:09:01 to 00/11:13:59

Plot file version 416 created 30-AUG-2023 08:44:23

J1100+1002 GM081D 1.UVDATA.1

Freq = 1.3435 GHz, Bw = 8.000 MH Calibrated with CL # 4 and BP # 1 (BP mode 1)

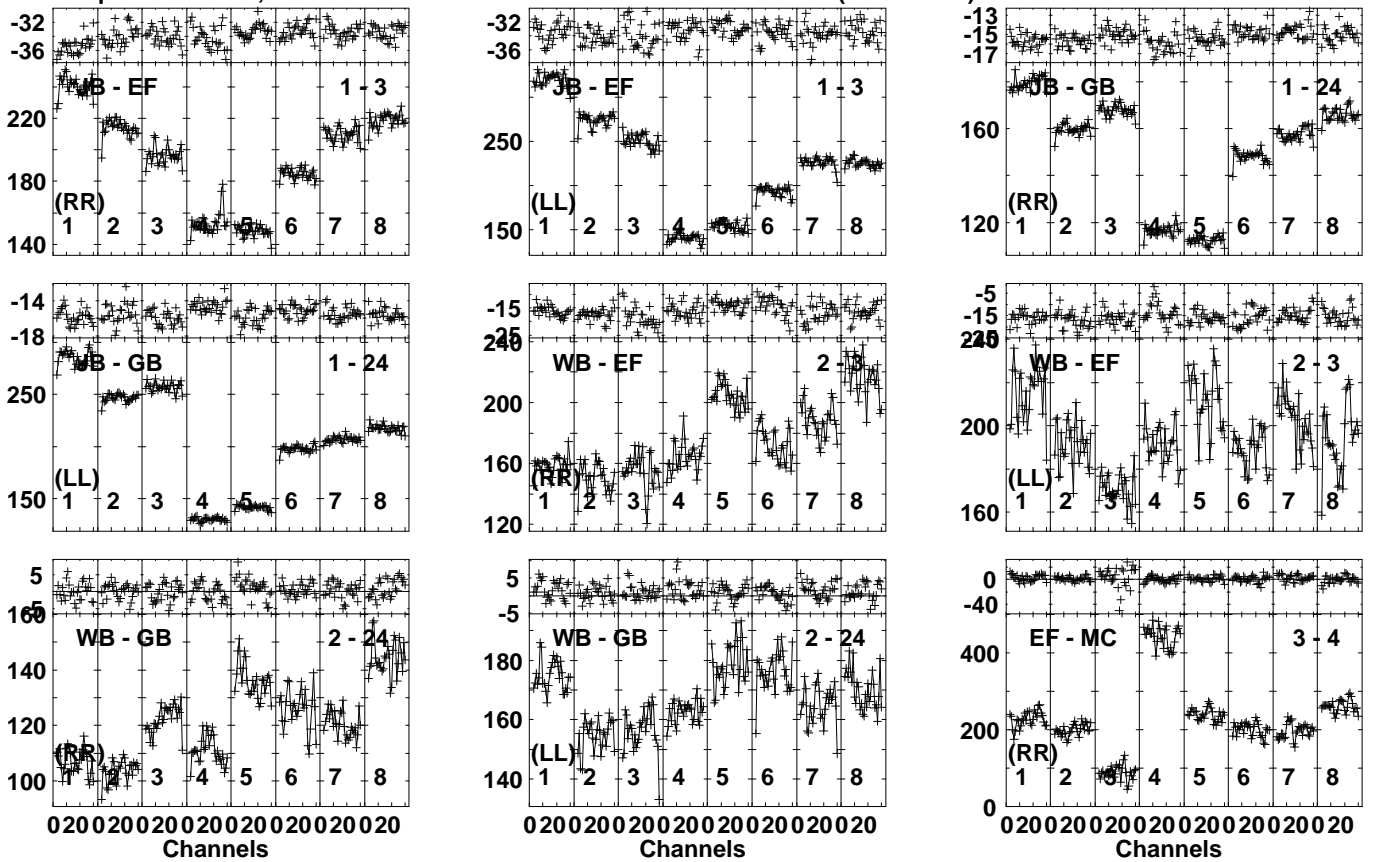


Lower frame: Milli Ampl Jy Top frame: Phas deg

Vector averaged cross-power spectrum Several baselines displayed

Timerange: 00/11:09:01 to 00/11:13:59

Plot file version 417 created 30-AUG-2023 08:44:24
 J1103+1158 GM081D 1.UVDATA.1
 Freq = 1.3435 GHz, Bw = 8.000 MH Calibrated with CL # 4 and BP # 1 (BP mode 1)

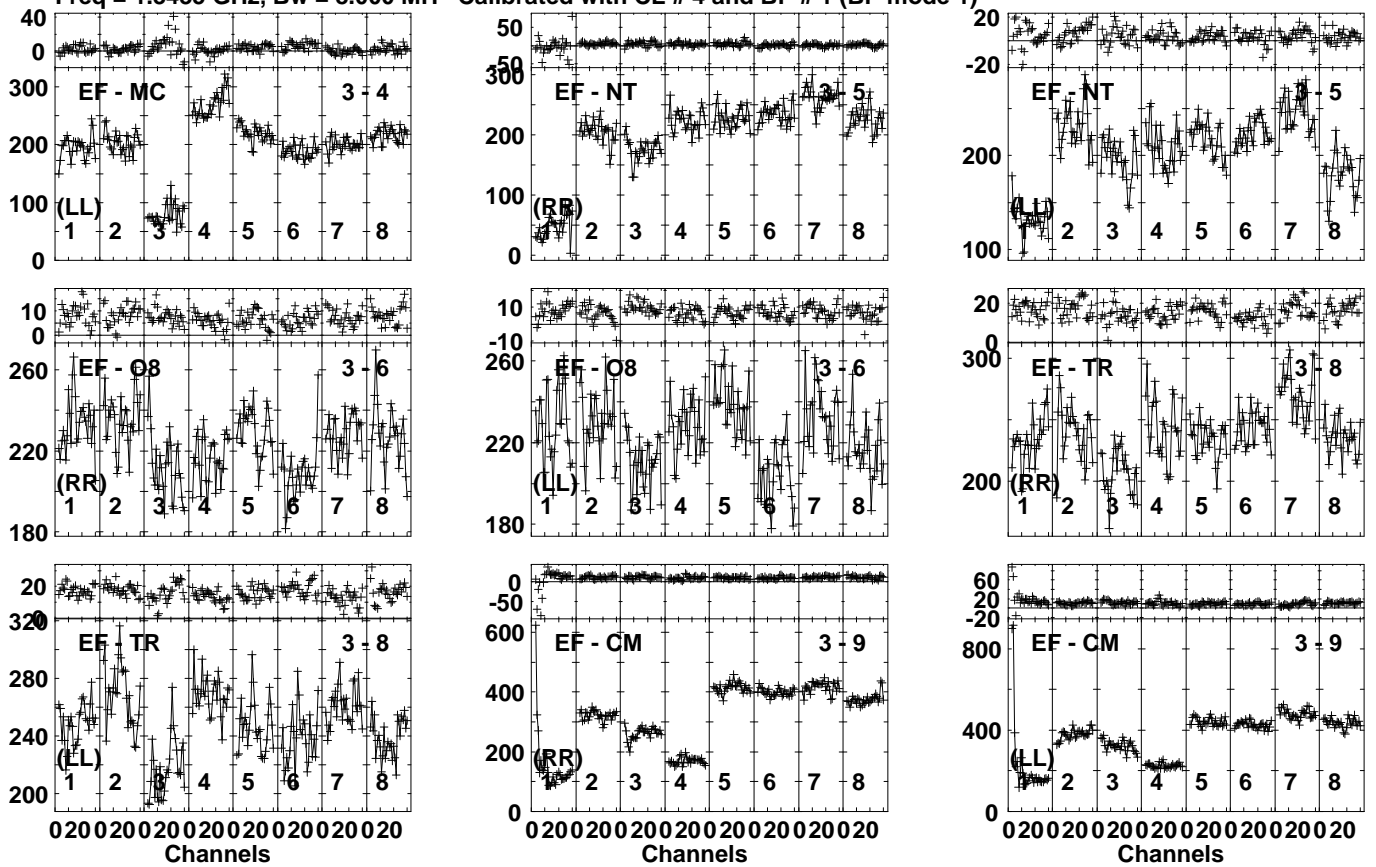


Lower frame: Milli Ampl Jy Top frame: Phas deg
 Vector averaged cross-power spectrum Several baselines displayed
 Timerange: 00/11:14:01 to 00/11:15:59

Plot file version 418 created 30-AUG-2023 08:44:25

J1103+1158 GM081D 1.UVDATA.1

Freq = 1.3435 GHz, Bw = 8.000 MH Calibrated with CL # 4 and BP # 1 (BP mode 1)

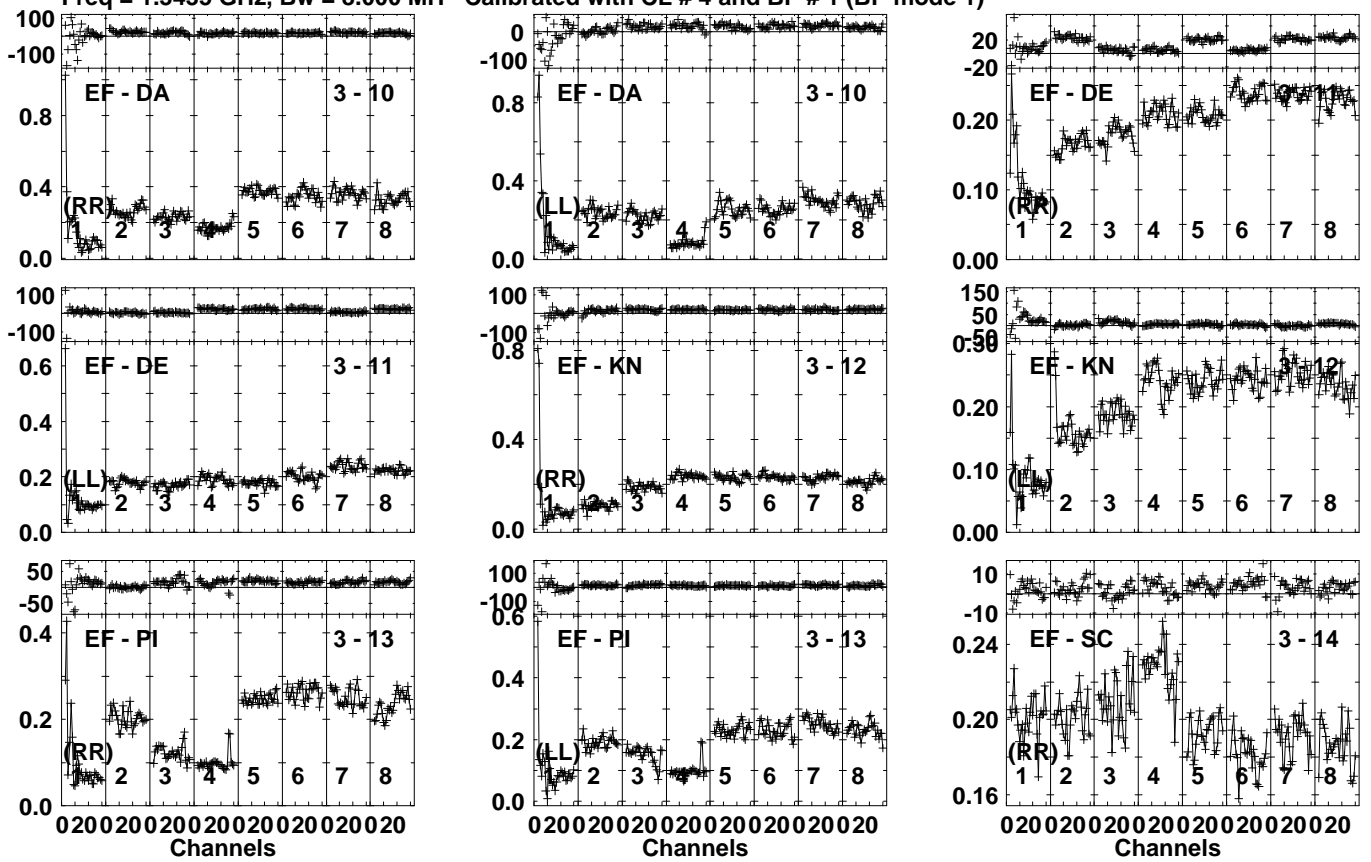


Lower frame: Milli Ampl Jy Top frame: Phas deg
Vector averaged cross-power spectrum Several baselines displayed
Timerange: 00/11:14:01 to 00/11:15:59

Plot file version 419 created 30-AUG-2023 08:44:26

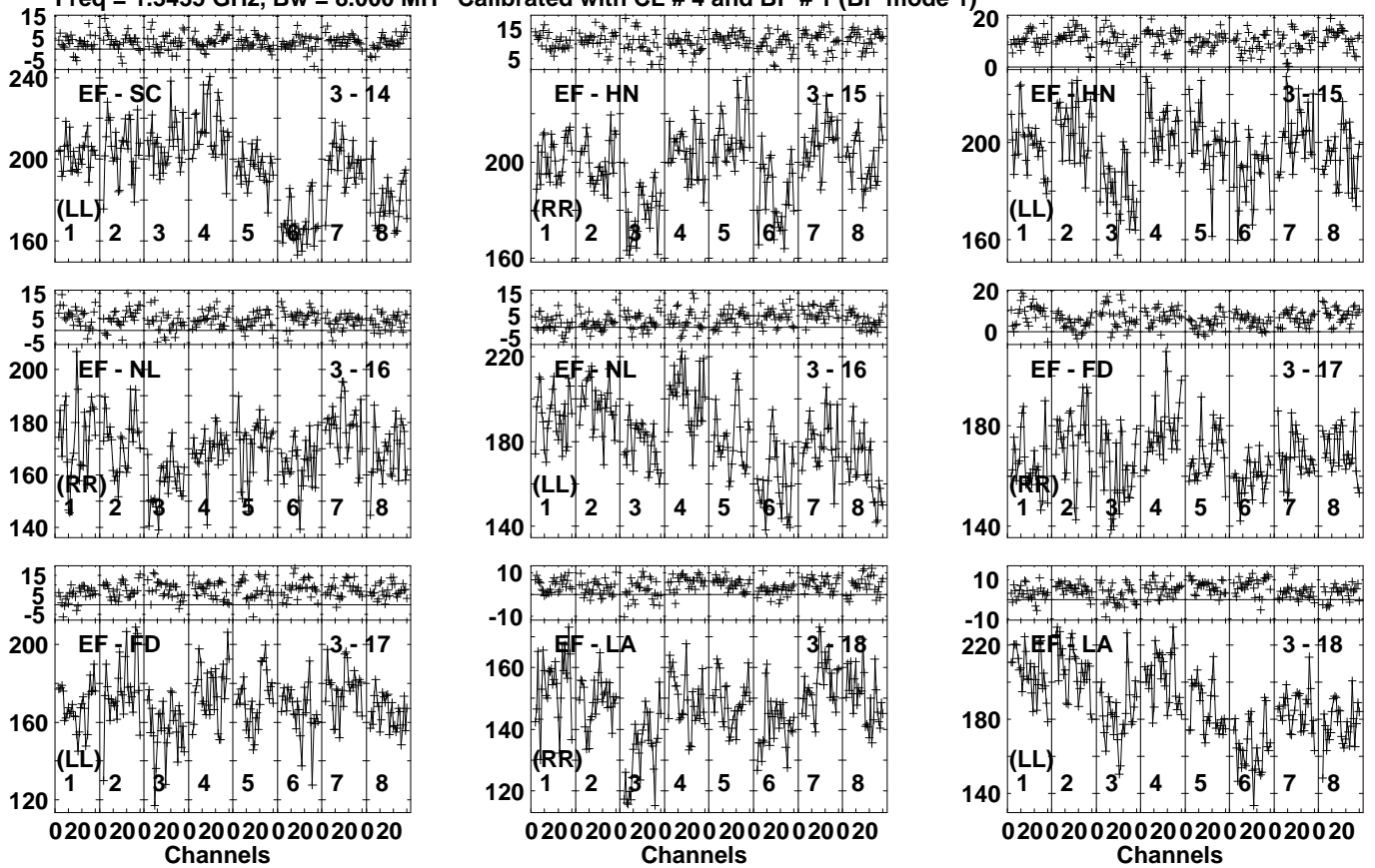
J1103+1158 GM081D 1.UVDATA.1

Freq = 1.3435 GHz, Bw = 8.000 MH Calibrated with CL # 4 and BP # 1 (BP mode 1)



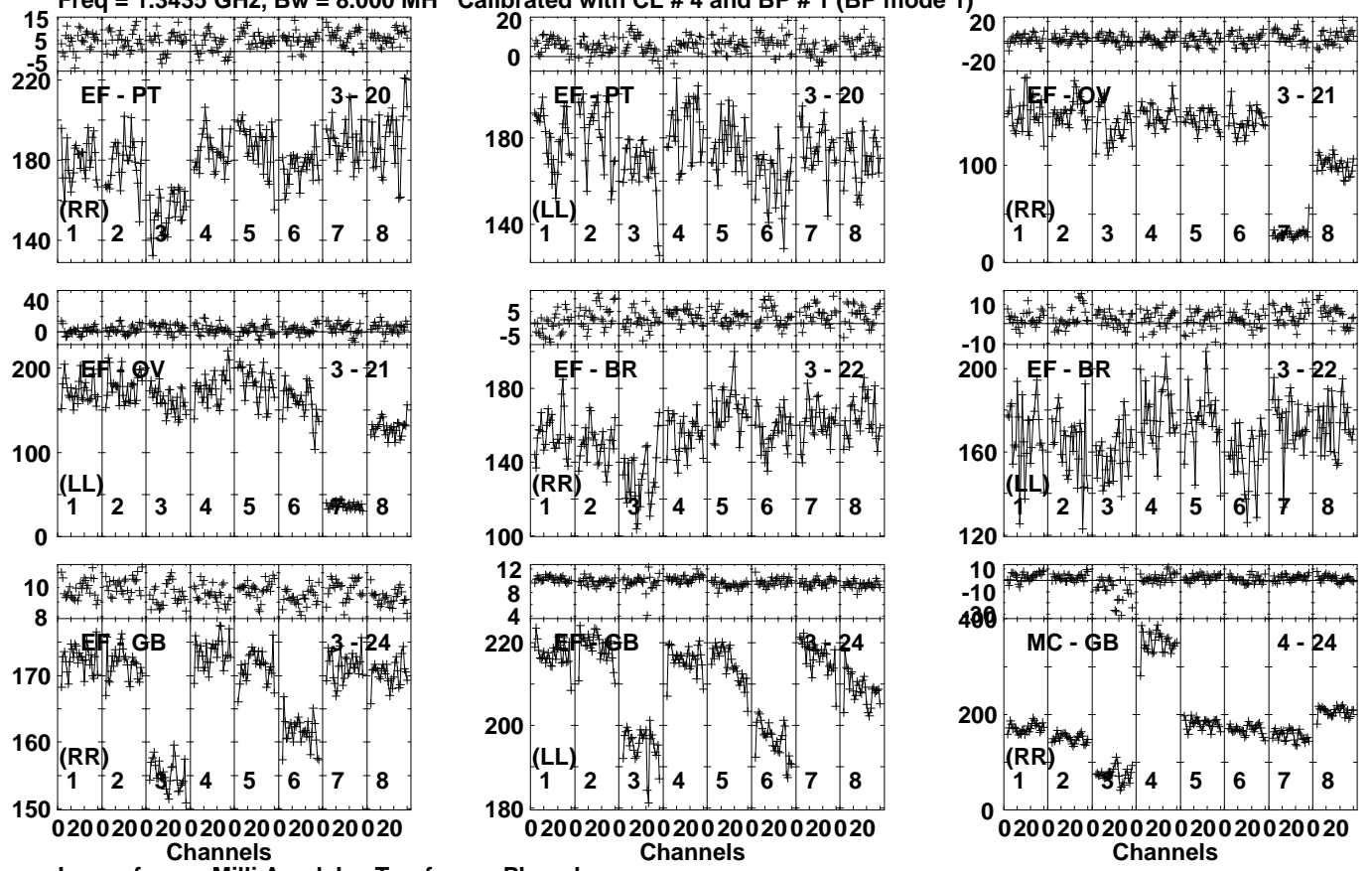
Lower frame: Ampl Jy Top frame: Phas deg
Vector averaged cross-power spectrum Several baselines displayed
Timerange: 00/11:14:01 to 00/11:15:59

Plot file version 420 created 30-AUG-2023 08:44:26
 J1103+1158 GM081D 1.UVDATA.1
 Freq = 1.3435 GHz, Bw = 8.000 MH Calibrated with CL # 4 and BP # 1 (BP mode 1)



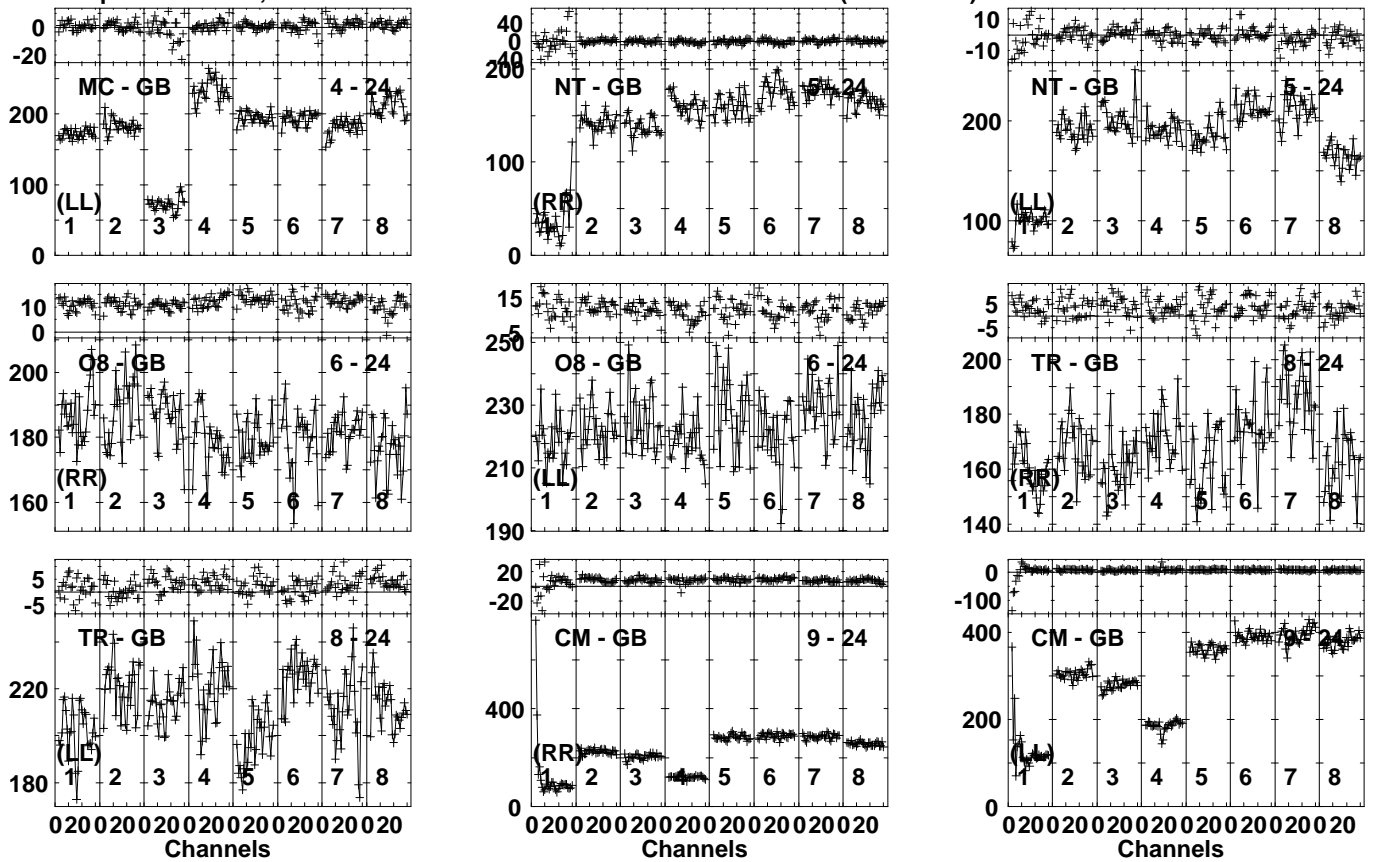
Lower frame: Milli Ampl Jy Top frame: Phas deg
 Vector averaged cross-power spectrum Several baselines displayed
 Timerange: 00/11:14:01 to 00/11:15:59

Plot file version 421 created 30-AUG-2023 08:44:27
 J1103+1158 GM081D 1.UVDATA.1
 Freq = 1.3435 GHz, Bw = 8.000 MH Calibrated with CL # 4 and BP # 1 (BP mode 1)



Lower frame: Milli Ampl Jy Top frame: Phas deg
 Vector averaged cross-power spectrum Several baselines displayed
 Timerange: 00/11:14:01 to 00/11:15:59

Plot file version 422 created 30-AUG-2023 08:44:27
 J1103+1158 GM081D 1.UVDATA.1
 Freq = 1.3435 GHz, Bw = 8.000 MH Calibrated with CL # 4 and BP # 1 (BP mode 1)

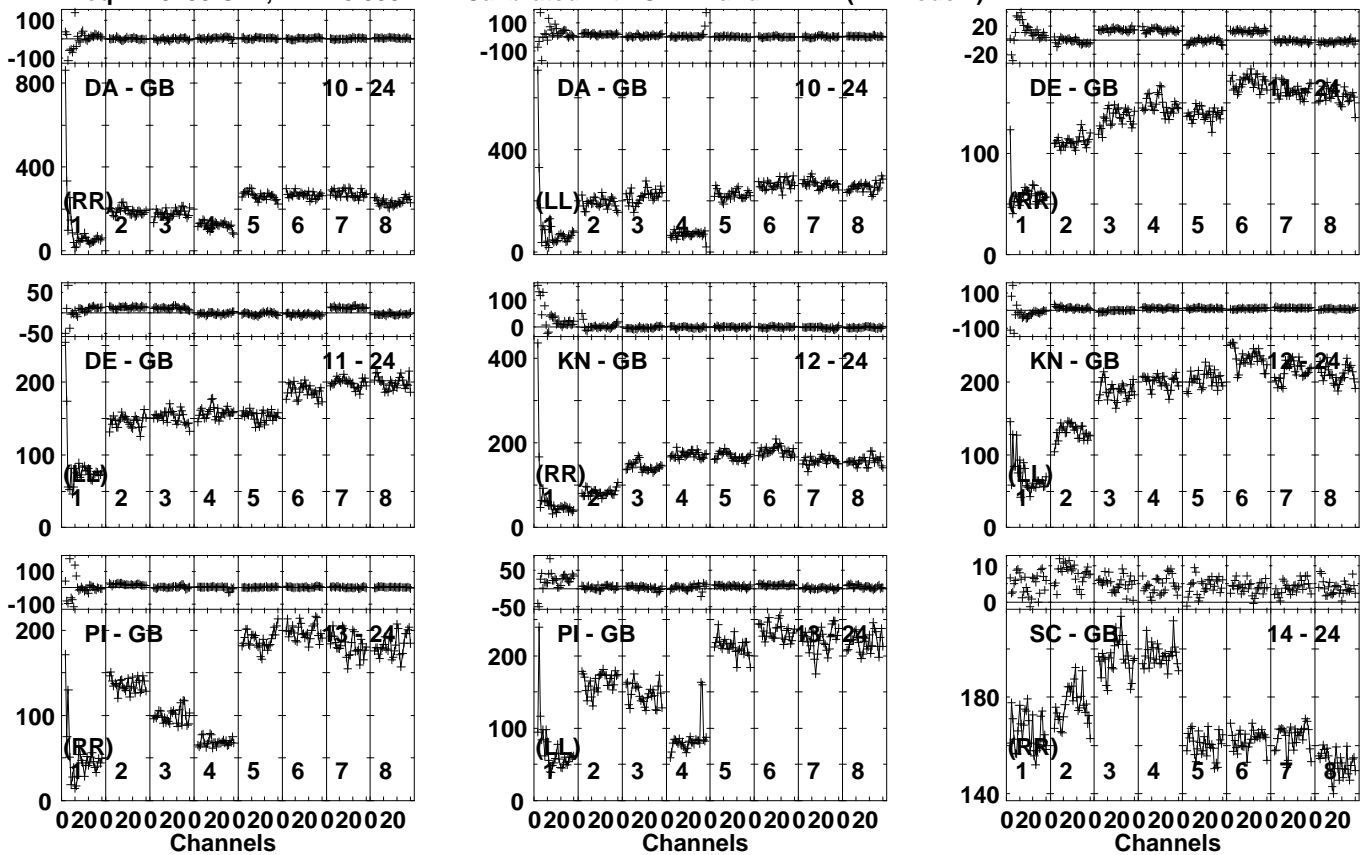


Lower frame: Milli Ampl Jy Top frame: Phas deg
 Vector averaged cross-power spectrum Several baselines displayed
 Timerange: 00/11:14:01 to 00/11:15:59

Plot file version 423 created 30-AUG-2023 08:44:28

J1103+1158 GM081D 1.UVDATA.1

Freq = 1.3435 GHz, Bw = 8.000 MH Calibrated with CL # 4 and BP # 1 (BP mode 1)

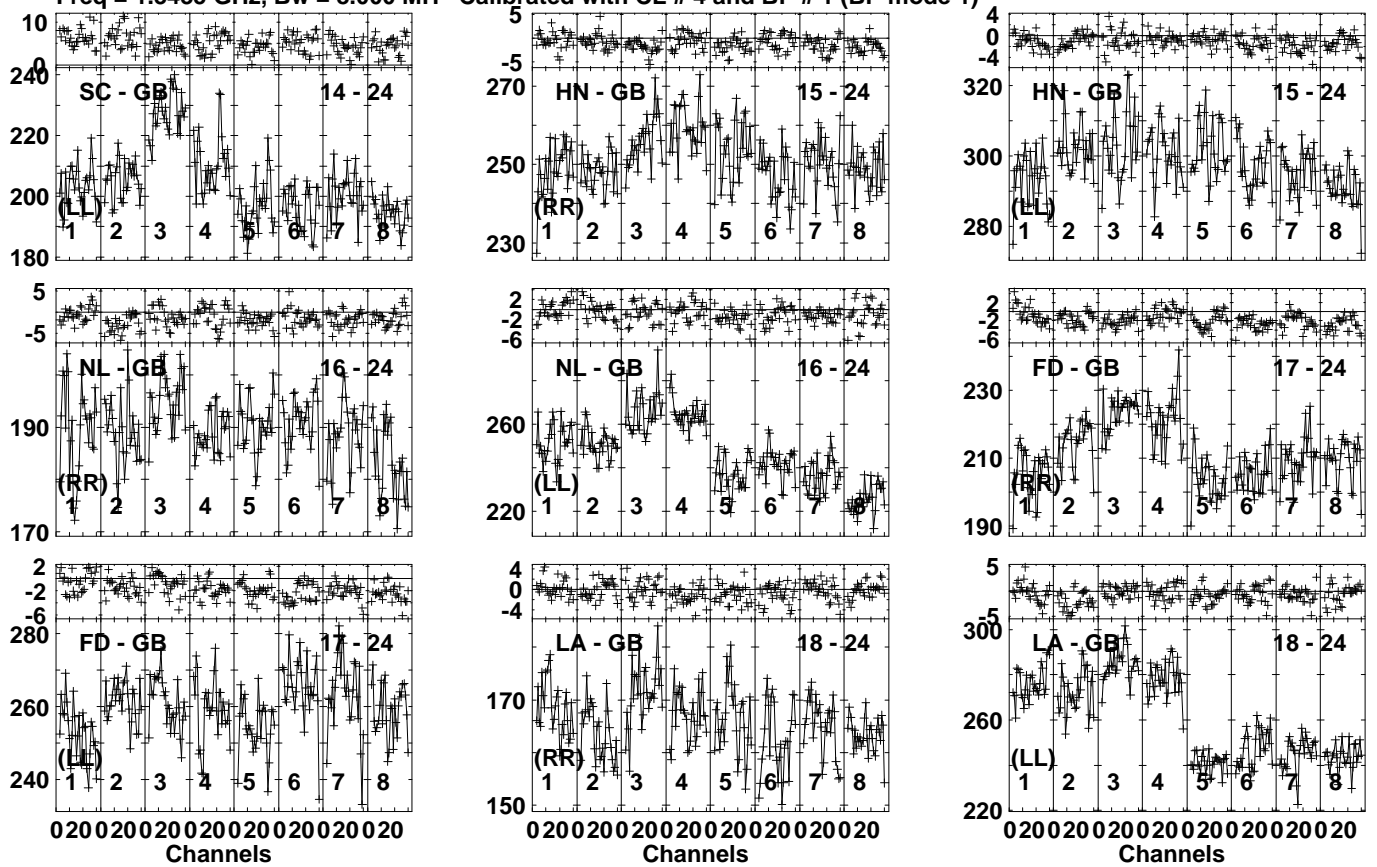


Lower frame: Milli Ampl Jy Top frame: Phas deg
Vector averaged cross-power spectrum Several baselines displayed
Timerange: 00/11:14:01 to 00/11:15:59

Plot file version 424 created 30-AUG-2023 08:44:29

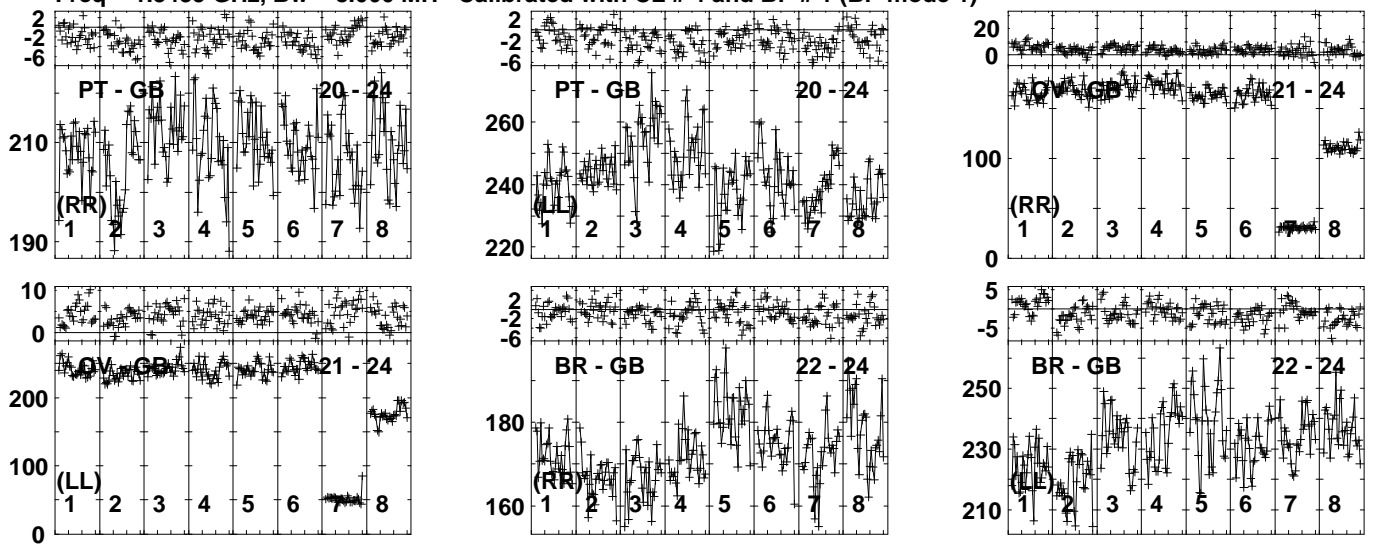
J1103+1158 GM081D 1.UVDATA.1

Freq = 1.3435 GHz, Bw = 8.000 MH Calibrated with CL # 4 and BP # 1 (BP mode 1)



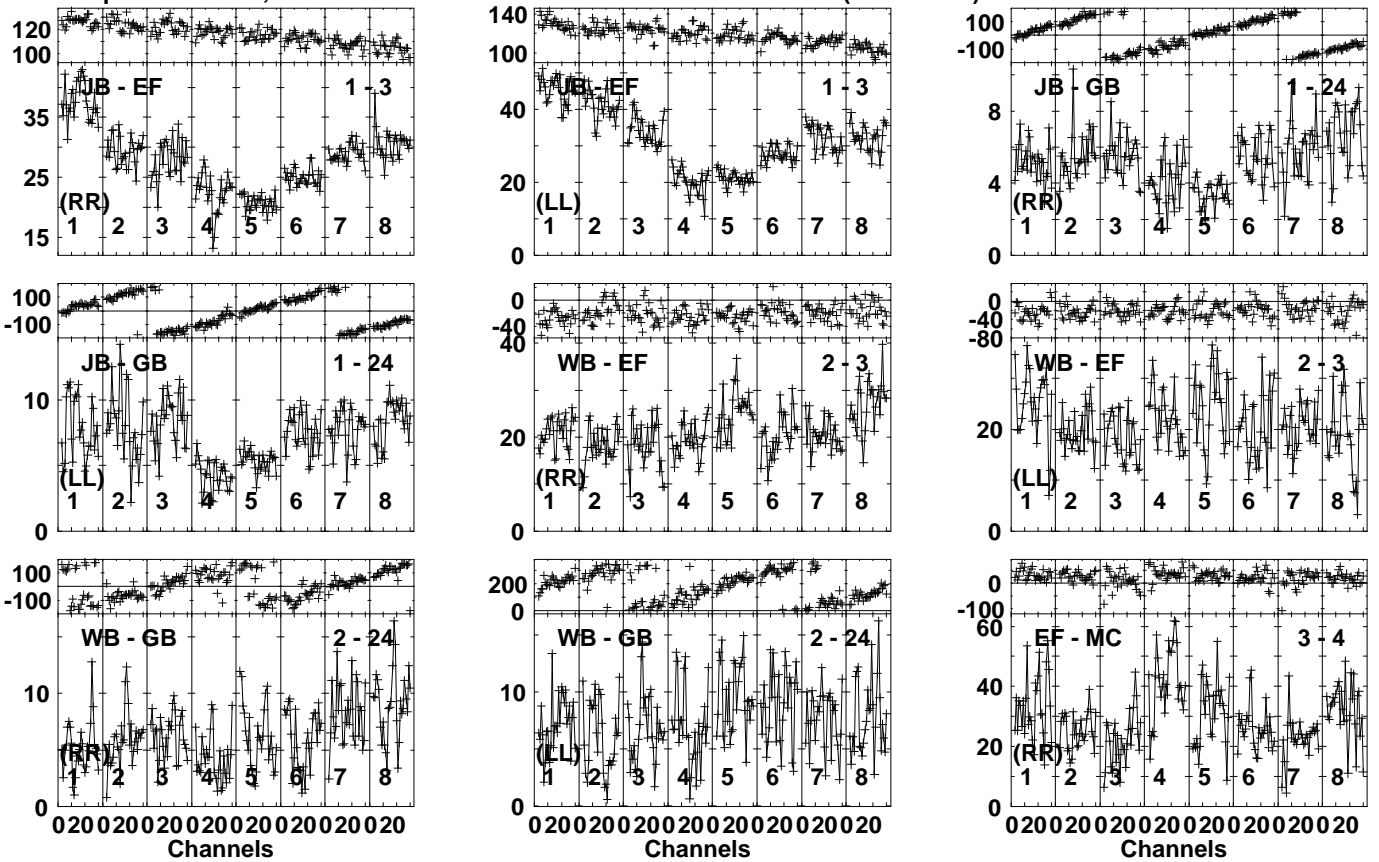
Lower frame: Milli Ampl Jy Top frame: Phas deg
Vector averaged cross-power spectrum Several baselines displayed
Timerange: 00/11:14:01 to 00/11:15:59

Plot file version 425 created 30-AUG-2023 08:44:30
 J1103+1158 GM081D 1.UVDATA.1
 Freq = 1.3435 GHz, Bw = 8.000 MH Calibrated with CL # 4 and BP # 1 (BP mode 1)



Lower frame: Milli Ampl Jy Top frame: Phas deg
 Vector averaged cross-power spectrum Several baselines displayed
 Timerange: 00/11:14:01 to 00/11:15:59

Plot file version 426 created 30-AUG-2023 08:44:30
 J1100+1002 GM081D 1.UVDATA.1
 Freq = 1.3435 GHz, Bw = 8.000 MH Calibrated with CL # 4 and BP # 1 (BP mode 1)

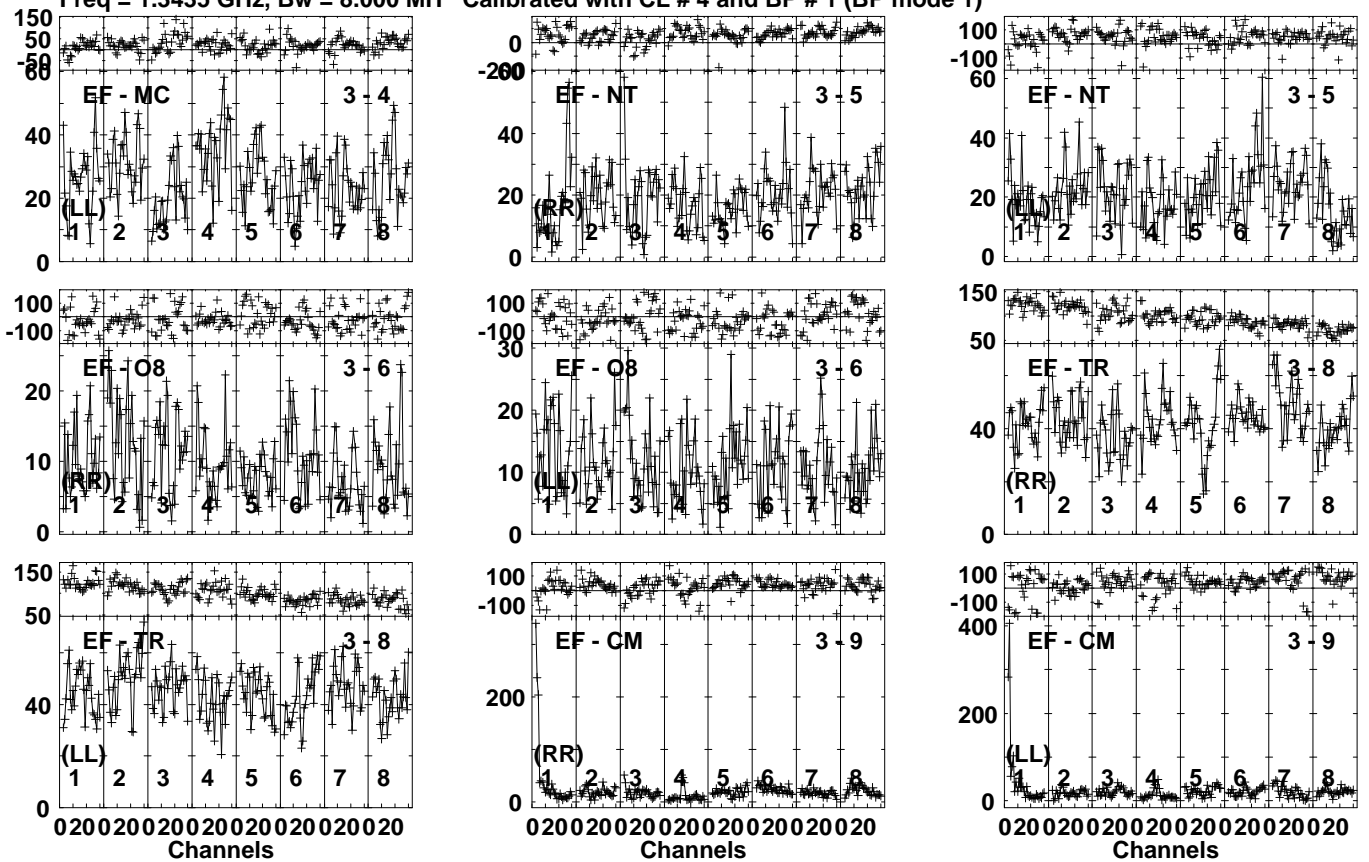


Lower frame: Milli Ampl Jy Top frame: Phas deg
 Vector averaged cross-power spectrum Several baselines displayed
 Timerange: 00/11:16:01 to 00/11:20:59

Plot file version 427 created 30-AUG-2023 08:44:31

J1100+1002 GM081D 1.UVDATA.1

Freq = 1.3435 GHz, Bw = 8.000 MH Calibrated with CL # 4 and BP # 1 (BP mode 1)

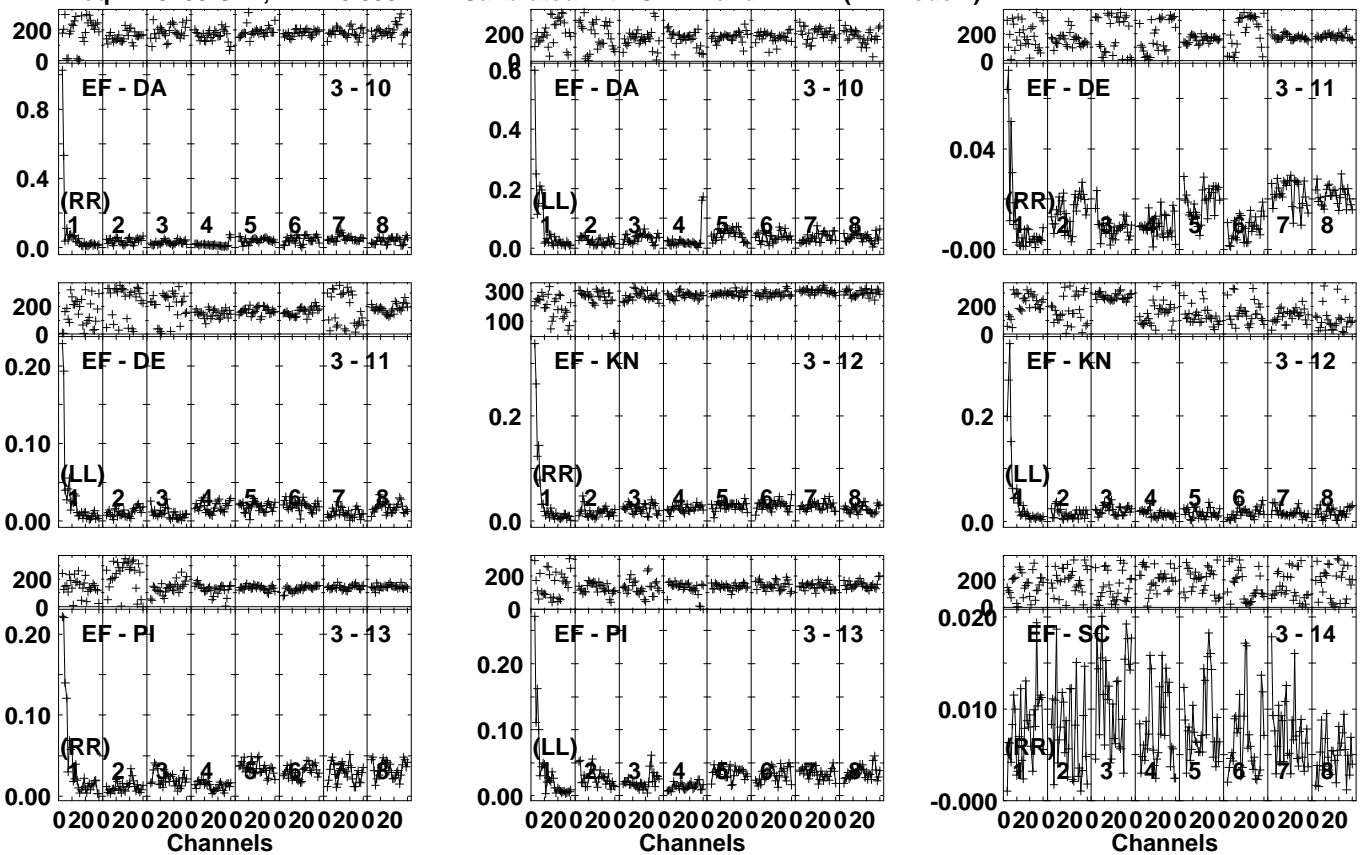


Lower frame: Milli Ampl Jy Top frame: Phas deg
Vector averaged cross-power spectrum Several baselines displayed
Timerange: 00/11:16:01 to 00/11:20:59

Plot file version 428 created 30-AUG-2023 08:44:32

J1100+1002 GM081D 1.UVDATA.1

Freq = 1.3435 GHz, Bw = 8.000 MH Calibrated with CL # 4 and BP # 1 (BP mode 1)

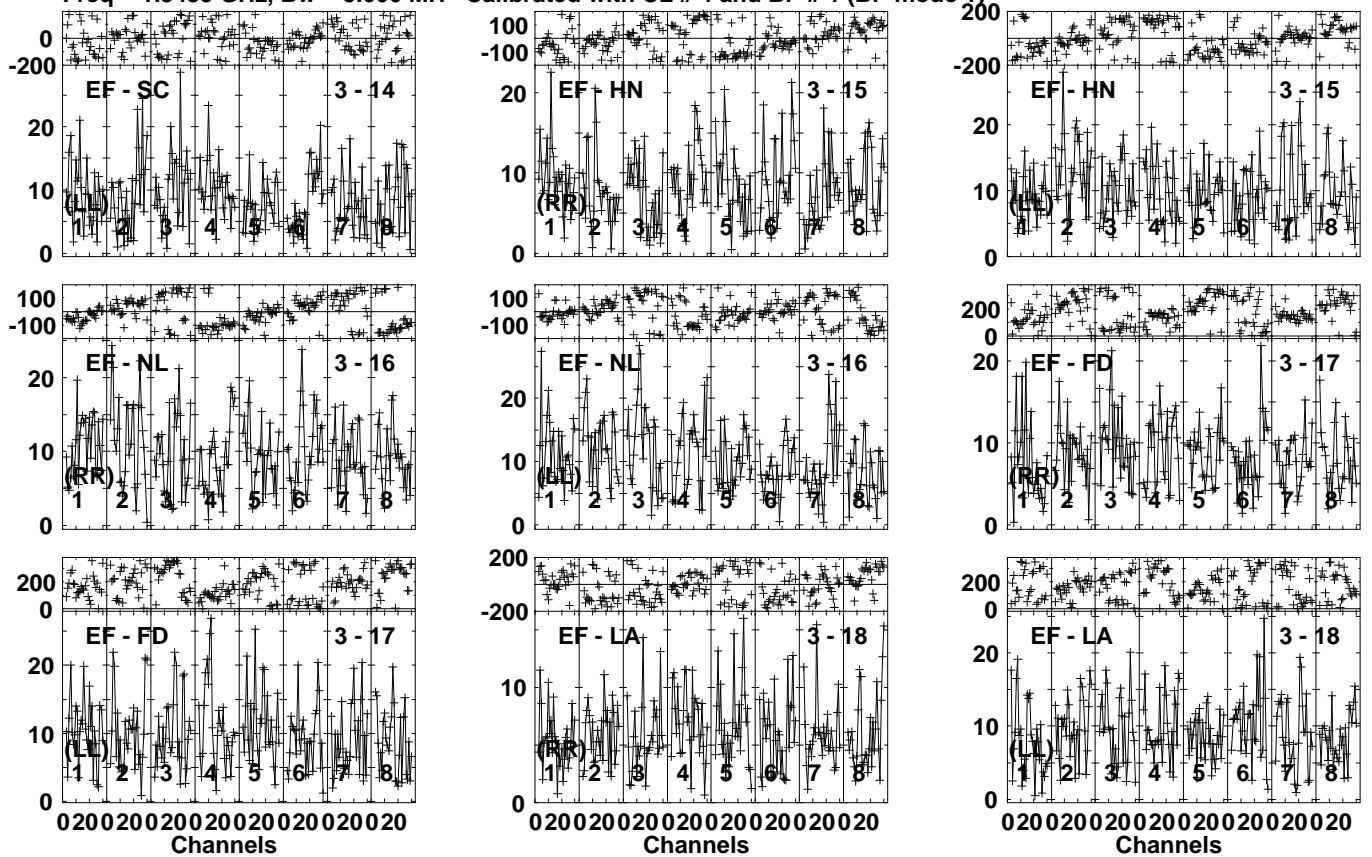


Lower frame: Ampl Jy Top frame: Phas deg
Vector averaged cross-power spectrum Several baselines displayed
Timerange: 00/11:16:01 to 00/11:20:59

Plot file version 429 created 30-AUG-2023 08:44:32

J1100+1002 GM081D 1.UVDATA.1

Freq = 1.3435 GHz, Bw = 8.000 MH Calibrated with CL # 4 and BP # 1 (BP mode 1)



Lower frame: Milli Ampl Jy Top frame: Phas deg

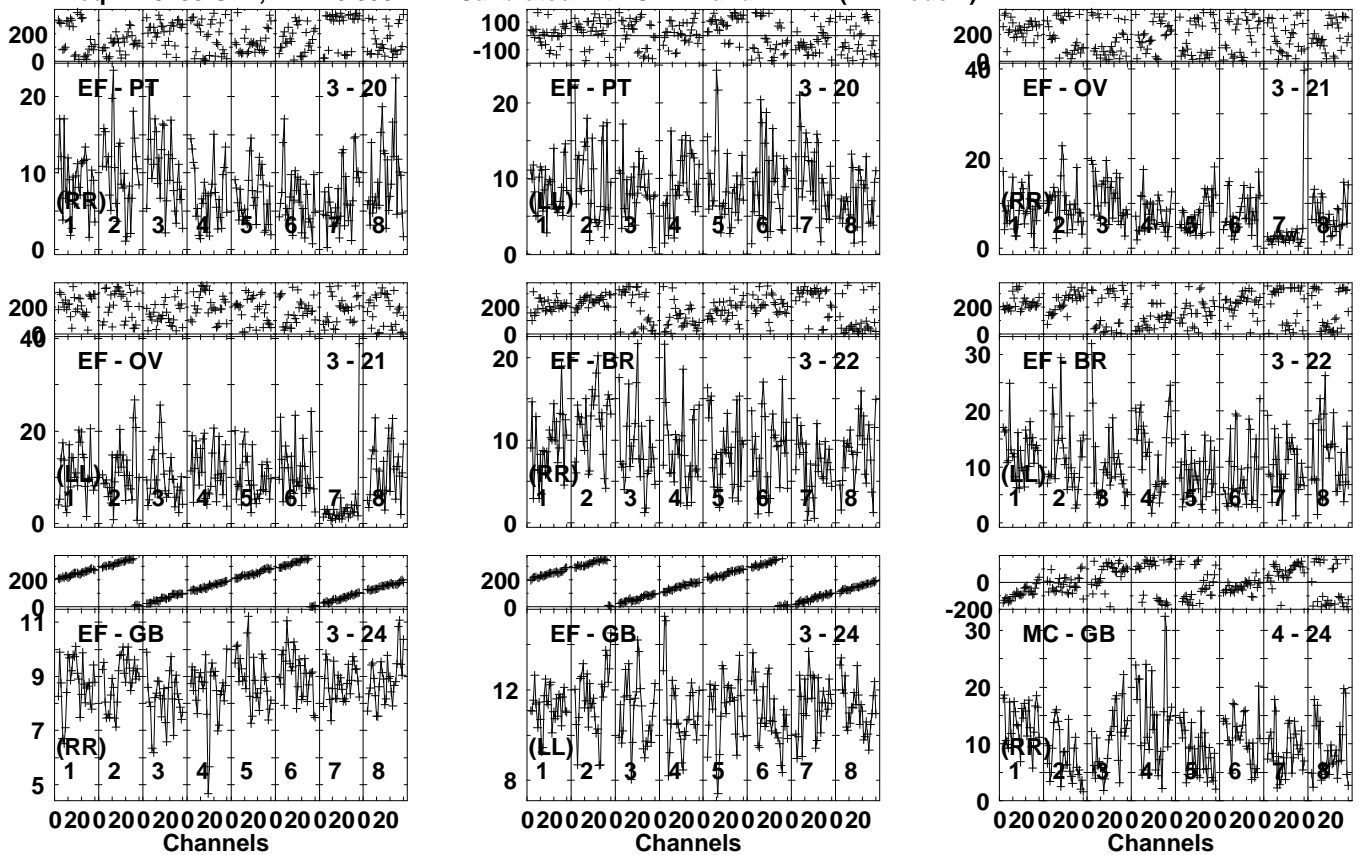
Vector averaged cross-power spectrum Several baselines displayed

Timerange: 00/11:16:01 to 00/11:20:59

Plot file version 430 created 30-AUG-2023 08:44:33

J1100+1002 GM081D 1.UVDATA.1

Freq = 1.3435 GHz, Bw = 8.000 MH Calibrated with CL # 4 and BP # 1 (BP mode 1)

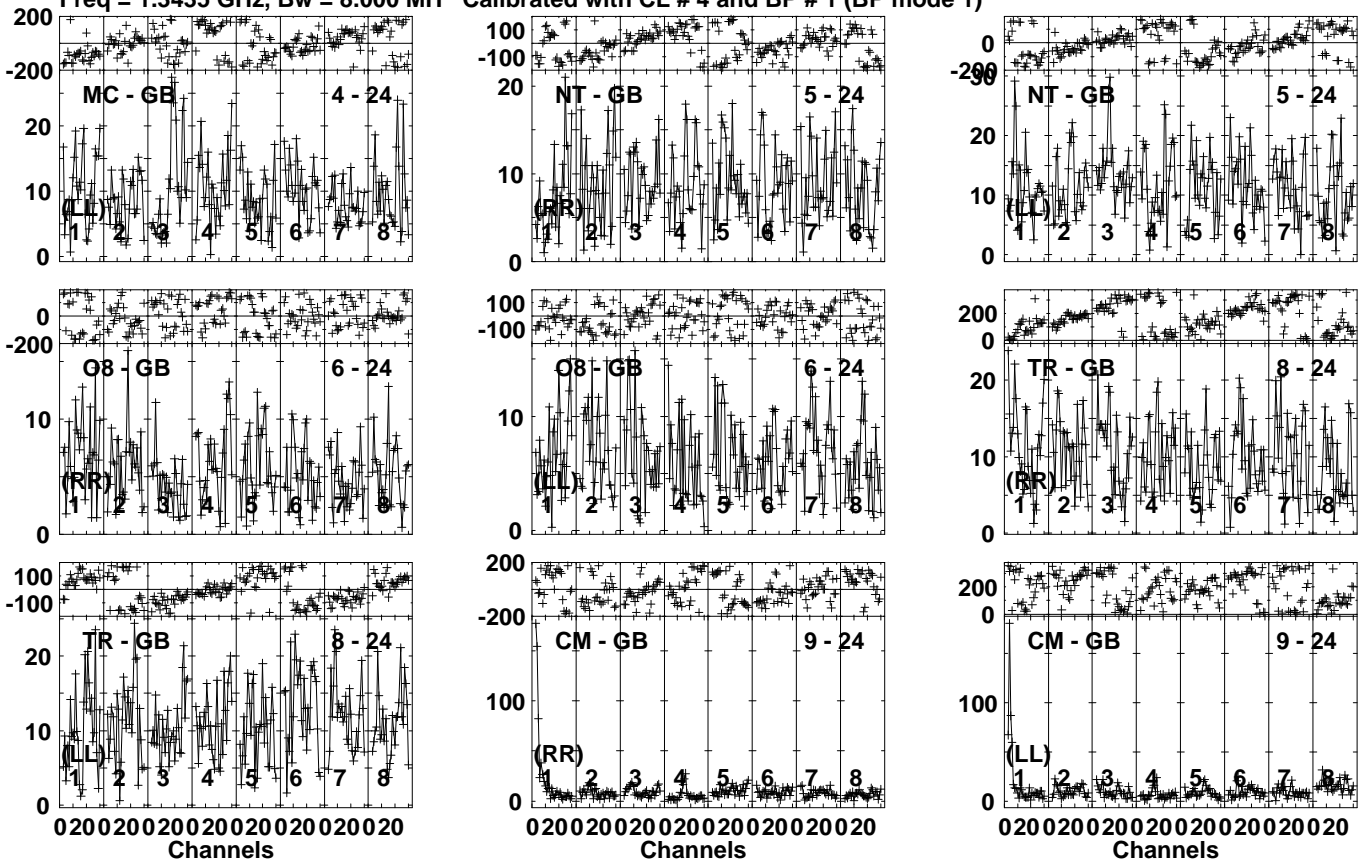


Lower frame: Milli Ampl Jy Top frame: Phas deg
Vector averaged cross-power spectrum Several baselines displayed
Timerange: 00/11:16:01 to 00/11:20:59

Plot file version 431 created 30-AUG-2023 08:44:34

J1100+1002 GM081D 1.UVDATA.1

Freq = 1.3435 GHz, Bw = 8.000 MH Calibrated with CL # 4 and BP # 1 (BP mode 1)

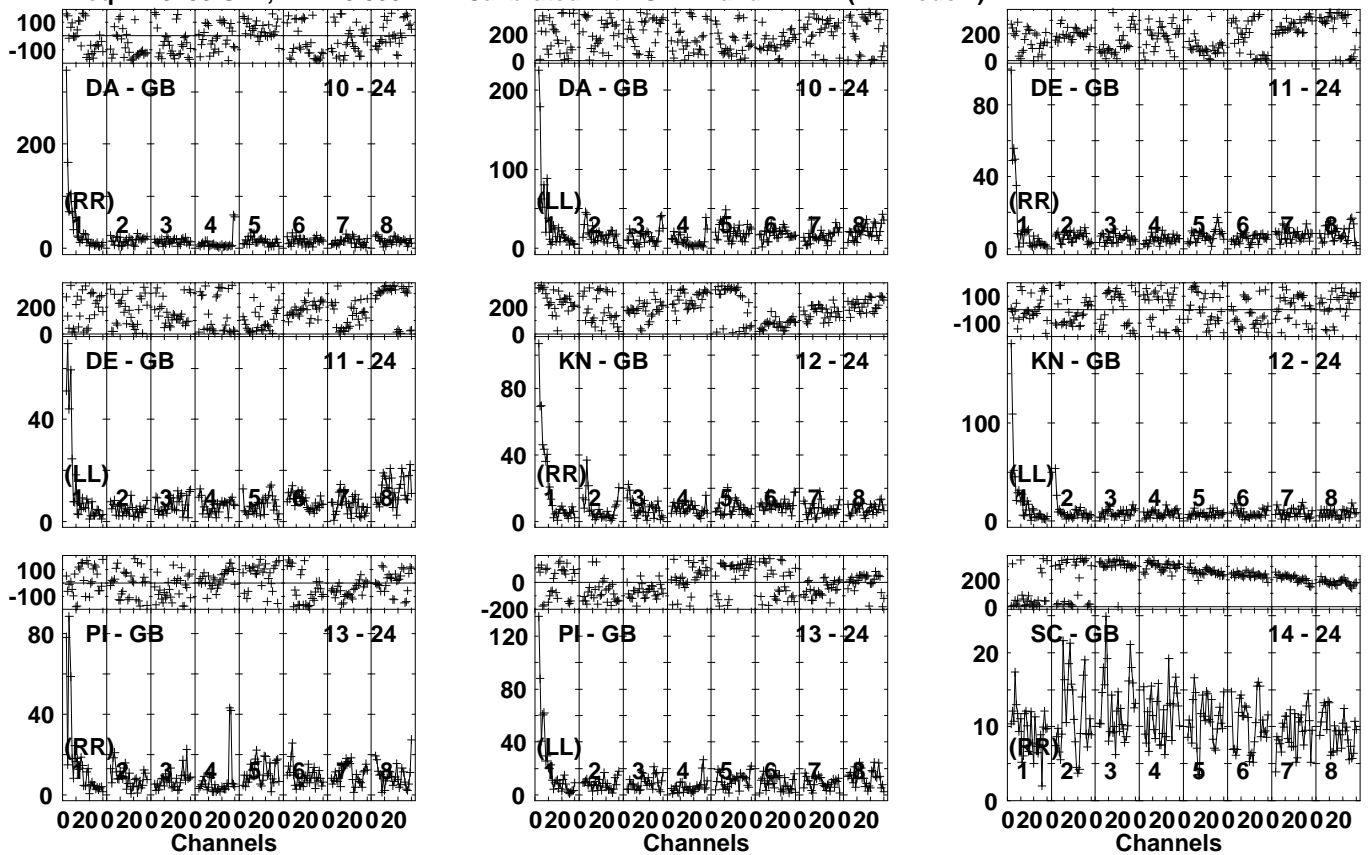


Lower frame: Milli Ampl Jy Top frame: Phas deg
Vector averaged cross-power spectrum Several baselines displayed
Timerange: 00/11:16:01 to 00/11:20:59

Plot file version 432 created 30-AUG-2023 08:44:35

J1100+1002 GM081D 1.UVDATA.1

Freq = 1.3435 GHz, Bw = 8.000 MH Calibrated with CL # 4 and BP # 1 (BP mode 1)

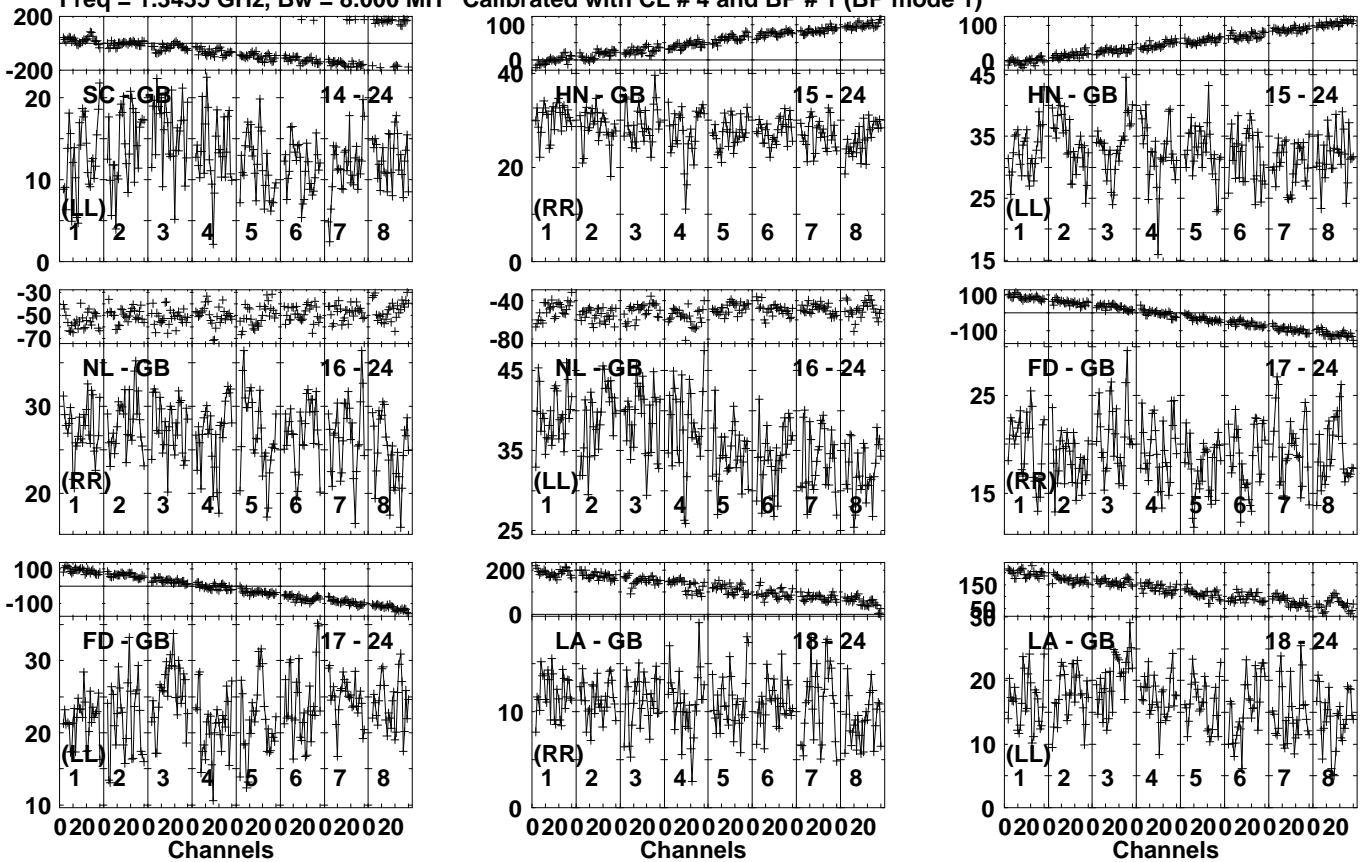


Lower frame: Milli Ampl Jy Top frame: Phas deg
Vector averaged cross-power spectrum Several baselines displayed
Timerange: 00/11:16:01 to 00/11:20:59

Plot file version 433 created 30-AUG-2023 08:44:35

J1100+1002 GM081D 1.UVDATA.1

Freq = 1.3435 GHz, Bw = 8.000 MH Calibrated with CL # 4 and BP # 1 (BP mode 1)

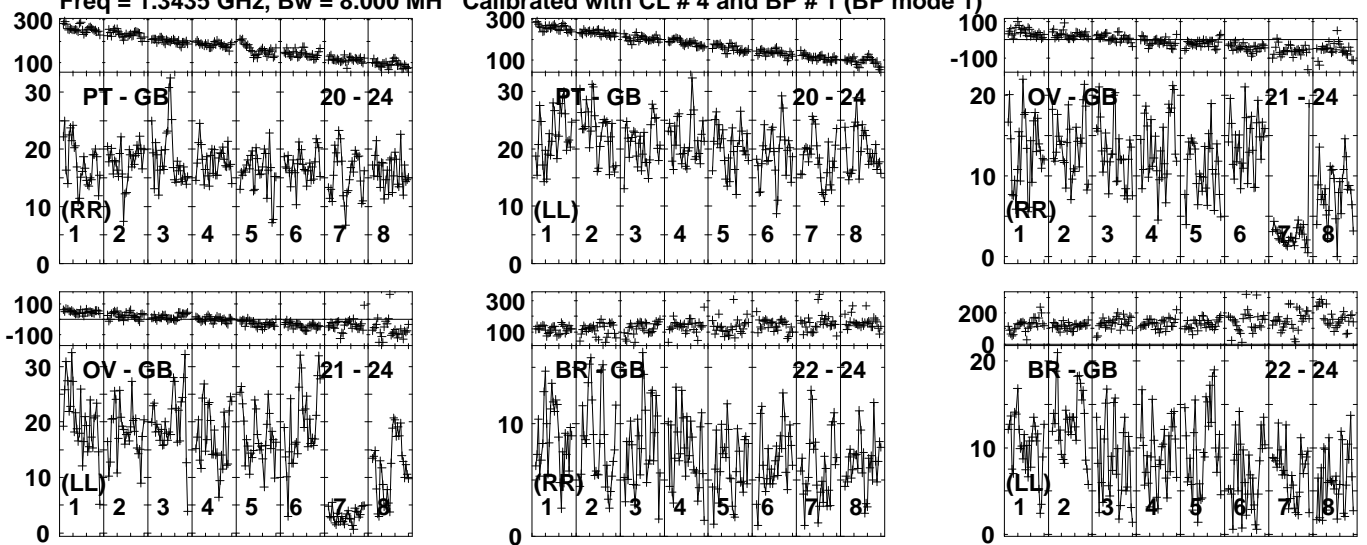


Lower frame: Milli Ampl Jy Top frame: Phas deg
Vector averaged cross-power spectrum Several baselines displayed
Timerange: 00/11:16:01 to 00/11:20:59

Plot file version 434 created 30-AUG-2023 08:44:36

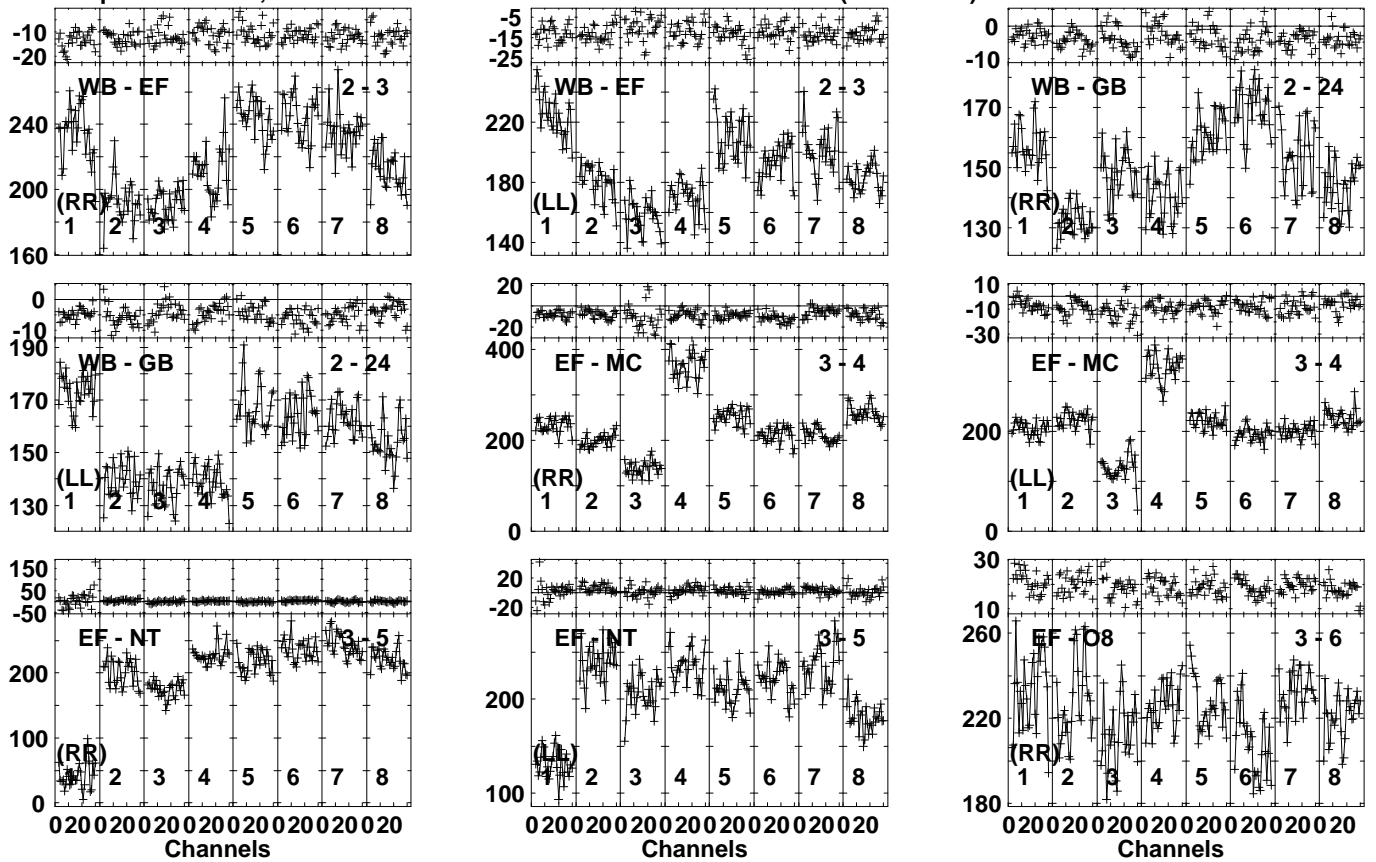
J1100+1002 GM081D 1.UVDATA.1

Freq = 1.3435 GHz, Bw = 8.000 MH Calibrated with CL # 4 and BP # 1 (BP mode 1)



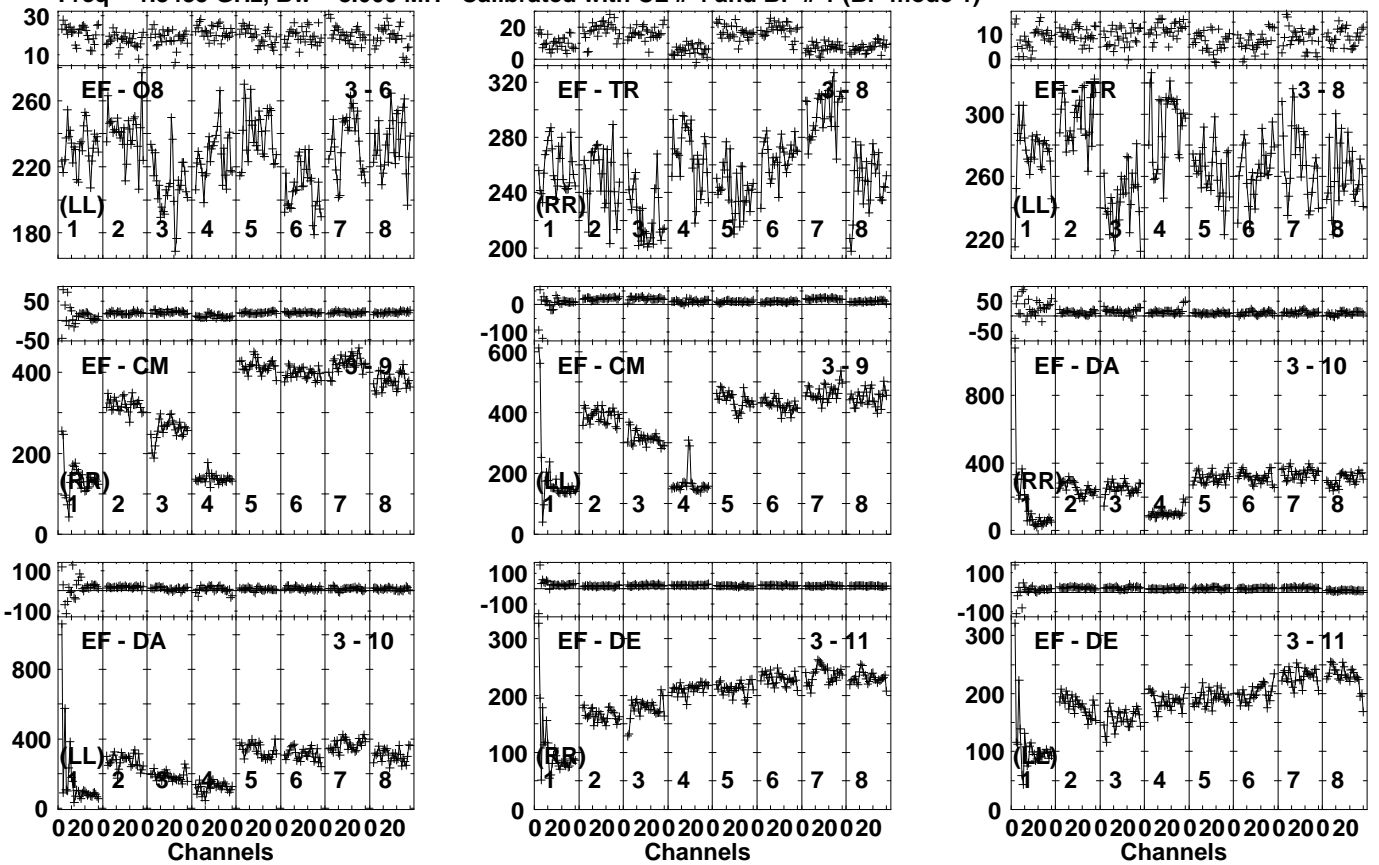
Lower frame: Milli Ampl Jy Top frame: Phas deg
Vector averaged cross-power spectrum Several baselines displayed
Timerange: 00/11:16:01 to 00/11:20:59

Plot file version 435 created 30-AUG-2023 08:44:37
 J1103+1158 GM081D 1.UVDATA.1
 Freq = 1.3435 GHz, Bw = 8.000 MH Calibrated with CL # 4 and BP # 1 (BP mode 1)



Lower frame: Milli Ampl Jy Top frame: Phas deg
 Vector averaged cross-power spectrum Several baselines displayed
 Timerange: 00/11:21:31 to 00/11:22:59

Plot file version 436 created 30-AUG-2023 08:44:38
 J1103+1158 GM081D 1.UVDATA.1
 Freq = 1.3435 GHz, Bw = 8.000 MH Calibrated with CL # 4 and BP # 1 (BP mode 1)

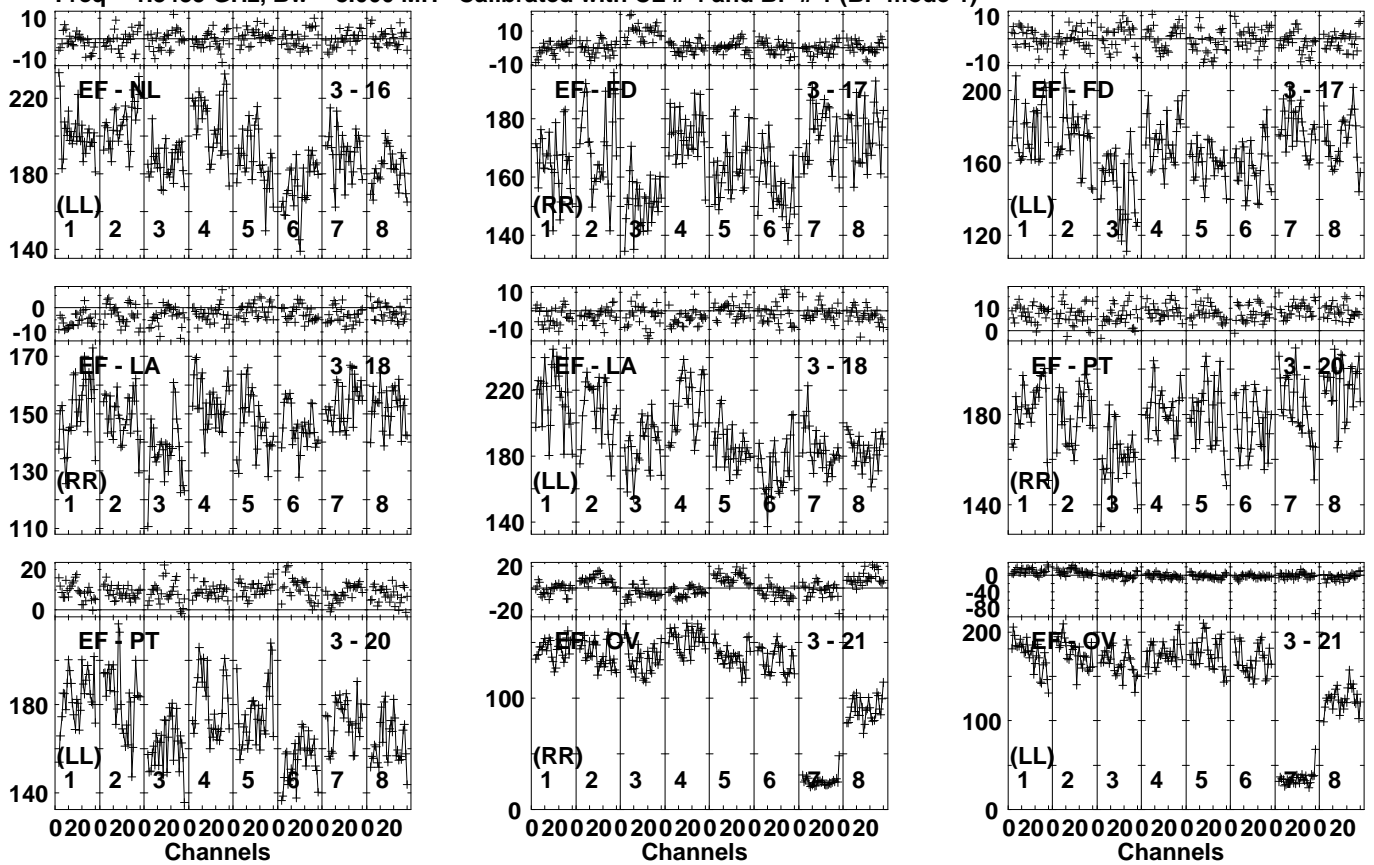


Lower frame: Milli Ampl Jy Top frame: Phas deg
 Vector averaged cross-power spectrum Several baselines displayed
 Timerange: 00/11:21:31 to 00/11:22:59

Plot file version 438 created 30-AUG-2023 08:44:39

J1103+1158 GM081D 1.UVDATA.1

Freq = 1.3435 GHz, Bw = 8.000 MH Calibrated with CL # 4 and BP # 1 (BP mode 1)

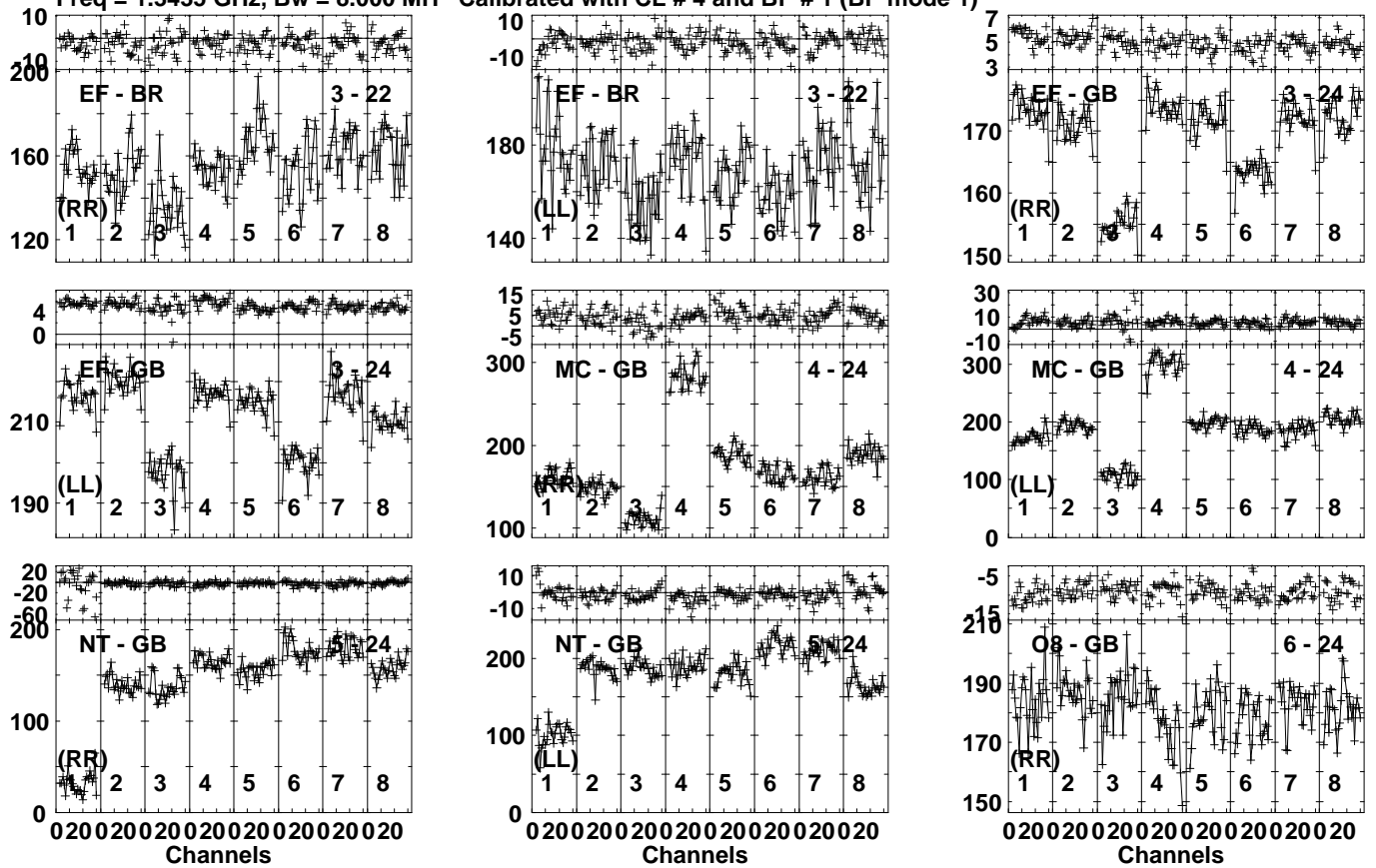


Lower frame: Milli Ampl Jy Top frame: Phas deg
Vector averaged cross-power spectrum Several baselines displayed
Timerange: 00/11:21:31 to 00/11:22:59

Plot file version 439 created 30-AUG-2023 08:44:40

J1103+1158 GM081D 1.UVDATA.1

Freq = 1.3435 GHz, Bw = 8.000 MH Calibrated with CL # 4 and BP # 1 (BP mode 1)

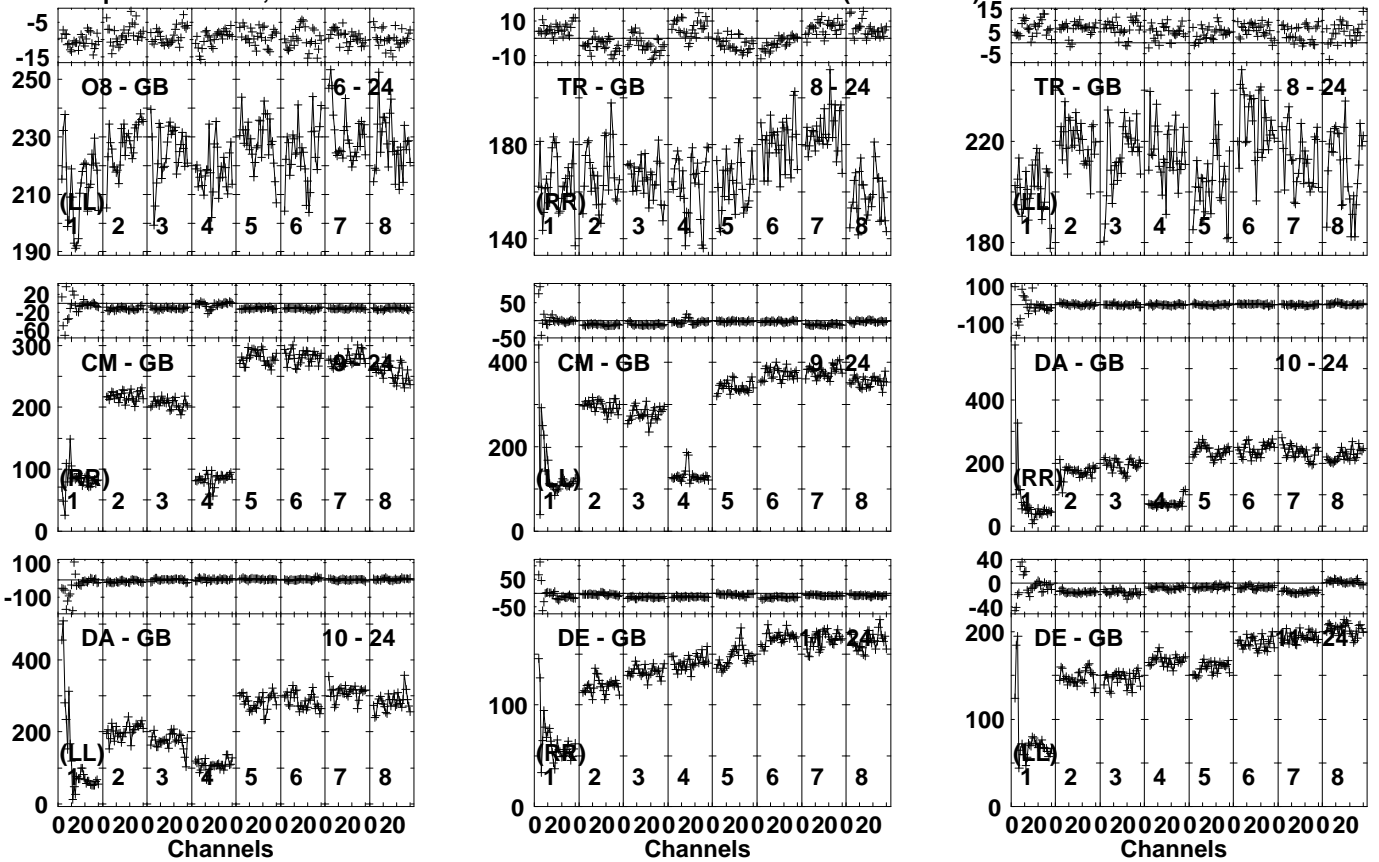


Lower frame: Milli Ampl Jy Top frame: Phas deg
 Vector averaged cross-power spectrum Several baselines displayed
 Timerange: 00/11:21:31 to 00/11:22:59

Plot file version 440 created 30-AUG-2023 08:44:40

J1103+1158 GM081D 1.UVDATA.1

Freq = 1.3435 GHz, Bw = 8.000 MH Calibrated with CL # 4 and BP # 1 (BP mode 1)

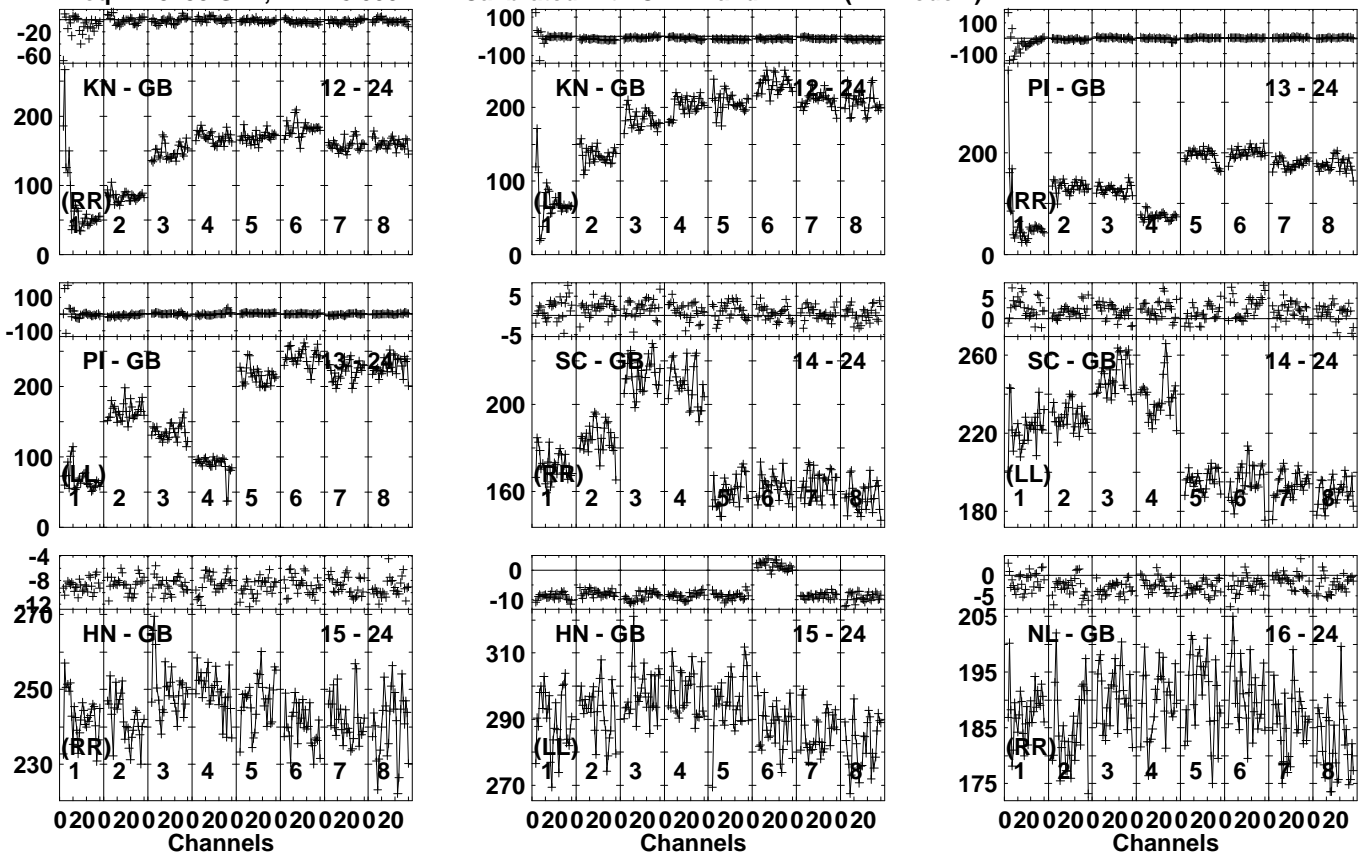


Lower frame: Milli Ampl Jy Top frame: Phas deg
Vector averaged cross-power spectrum Several baselines displayed
Timerange: 00/11:21:31 to 00/11:22:59

Plot file version 441 created 30-AUG-2023 08:44:41

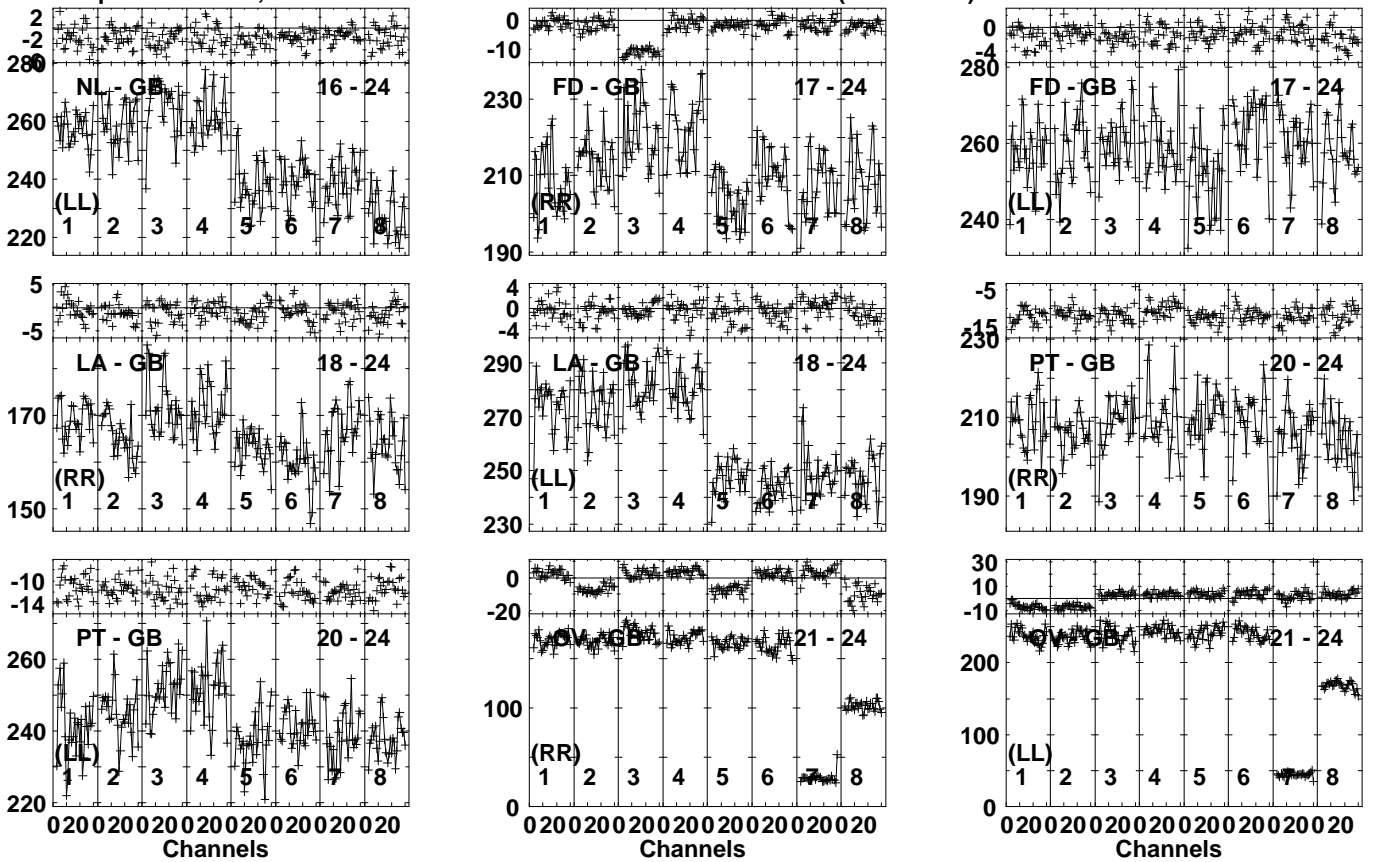
J1103+1158 GM081D 1.UVDATA.1

Freq = 1.3435 GHz, Bw = 8.000 MH Calibrated with CL # 4 and BP # 1 (BP mode 1)



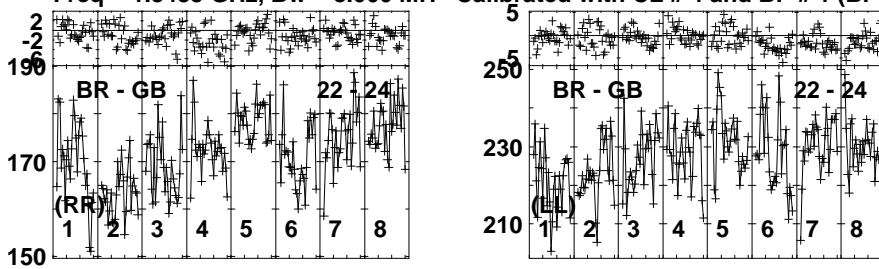
Lower frame: Milli Ampl Jy Top frame: Phas deg
Vector averaged cross-power spectrum Several baselines displayed
Timerange: 00/11:21:31 to 00/11:22:59

Plot file version 442 created 30-AUG-2023 08:44:42
 J1103+1158 GM081D 1.UVDATA.1
 Freq = 1.3435 GHz, Bw = 8.000 MH Calibrated with CL # 4 and BP # 1 (BP mode 1)



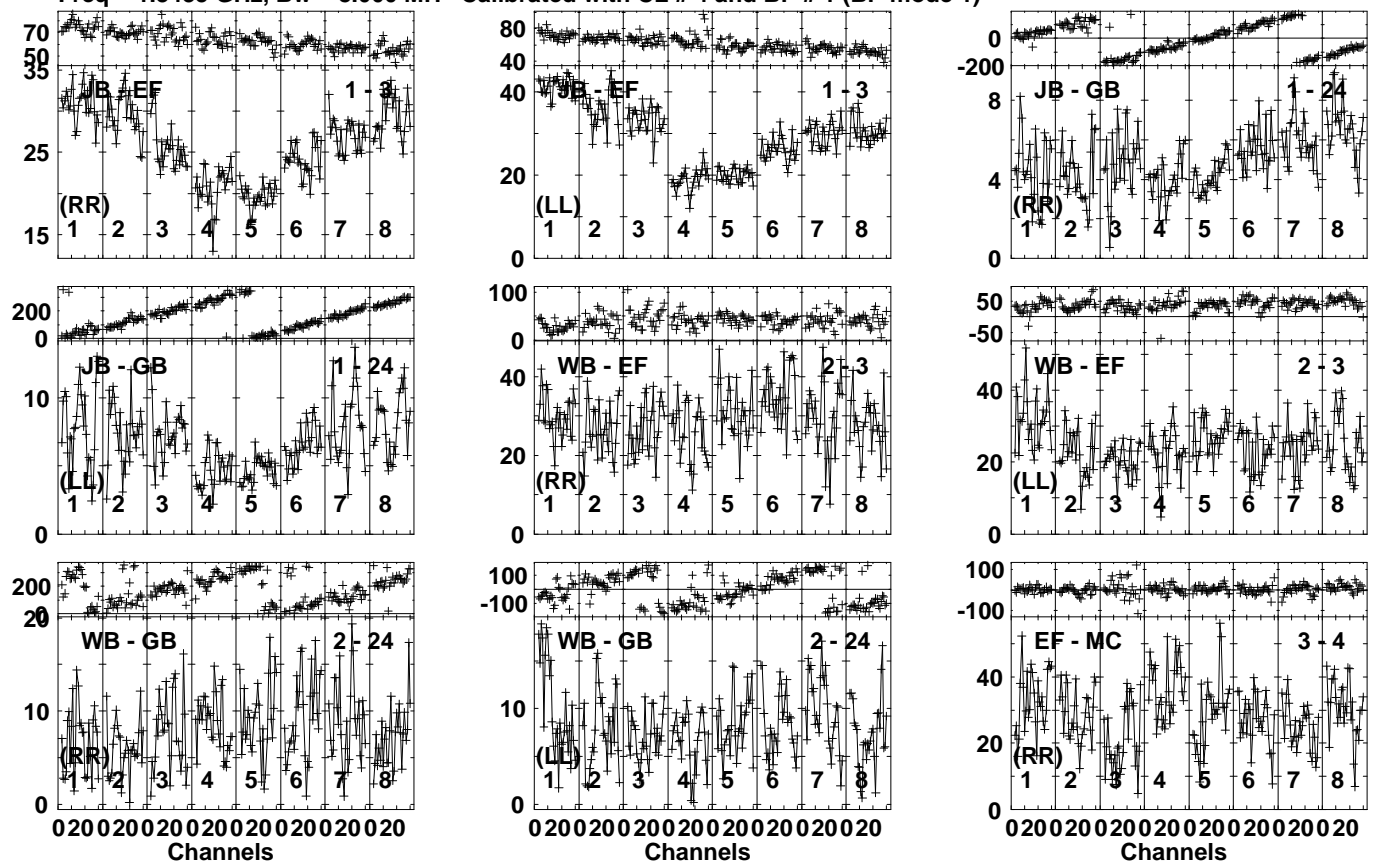
Lower frame: Milli Ampl Jy Top frame: Phas deg
 Vector averaged cross-power spectrum Several baselines displayed
 Timerange: 00/11:21:31 to 00/11:22:59

Plot file version 443 created 30-AUG-2023 08:44:42
J1103+1158 GM081D 1.UVDATA.1
Freq = 1.3435 GHz, Bw = 8.000 MH Calibrated with CL # 4 and BP # 1 (BP mode 1)



Lower frame: Milli Ampl Jy Top frame: Phas deg
Vector averaged cross-power spectrum Several baselines displayed
Timerange: 00/11:21:31 to 00/11:22:59

Plot file version 444 created 30-AUG-2023 08:44:43
 J1100+1002 GM081D 1.UVDATA.1
 Freq = 1.3435 GHz, Bw = 8.000 MH Calibrated with CL # 4 and BP # 1 (BP mode 1)

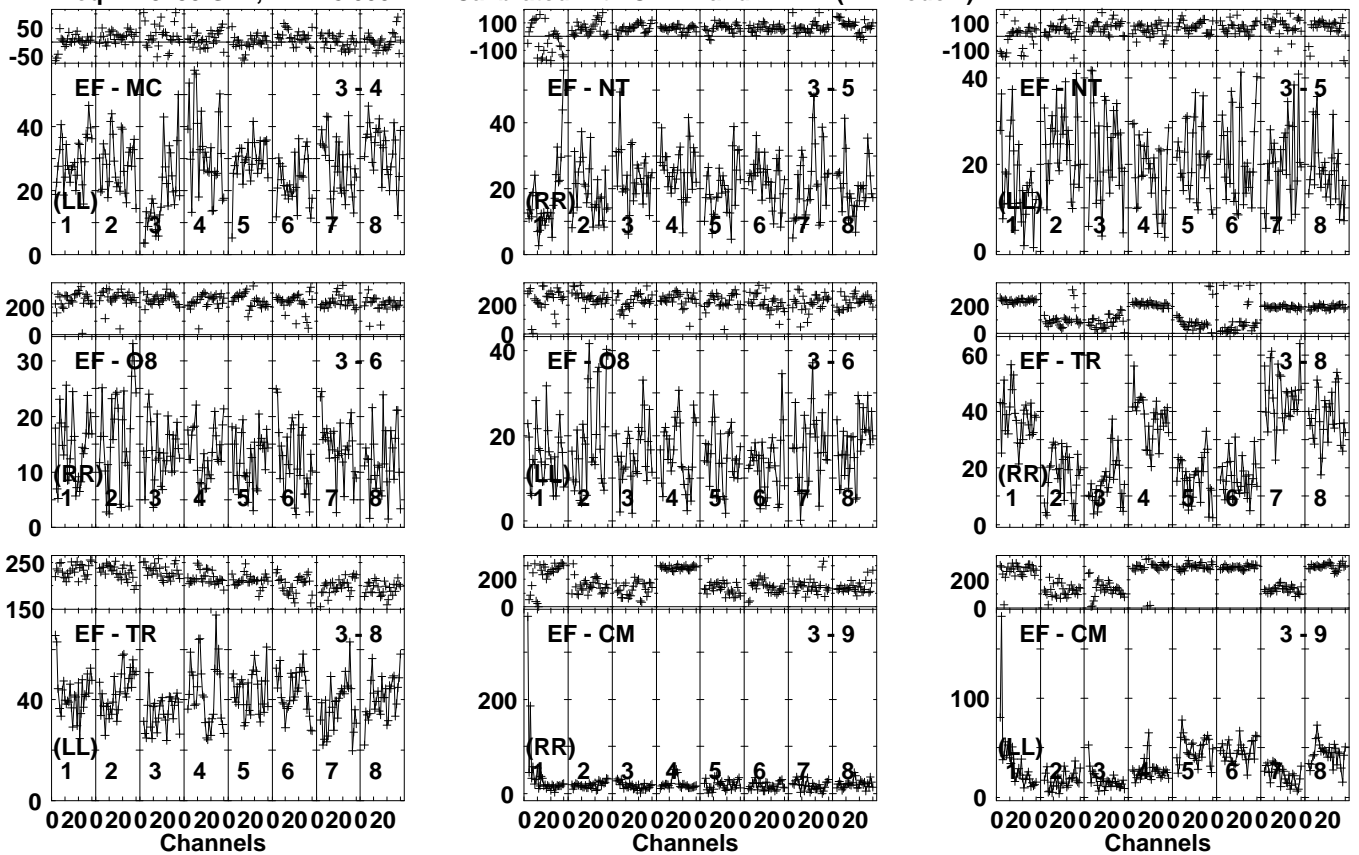


Lower frame: Milli Ampl Jy Top frame: Phas deg
 Vector averaged cross-power spectrum Several baselines displayed
 Timerange: 00/11:23:01 to 00/11:27:59

Plot file version 445 created 30-AUG-2023 08:44:44

J1100+1002 GM081D 1.UVDATA.1

Freq = 1.3435 GHz, Bw = 8.000 MH Calibrated with CL # 4 and BP # 1 (BP mode 1)

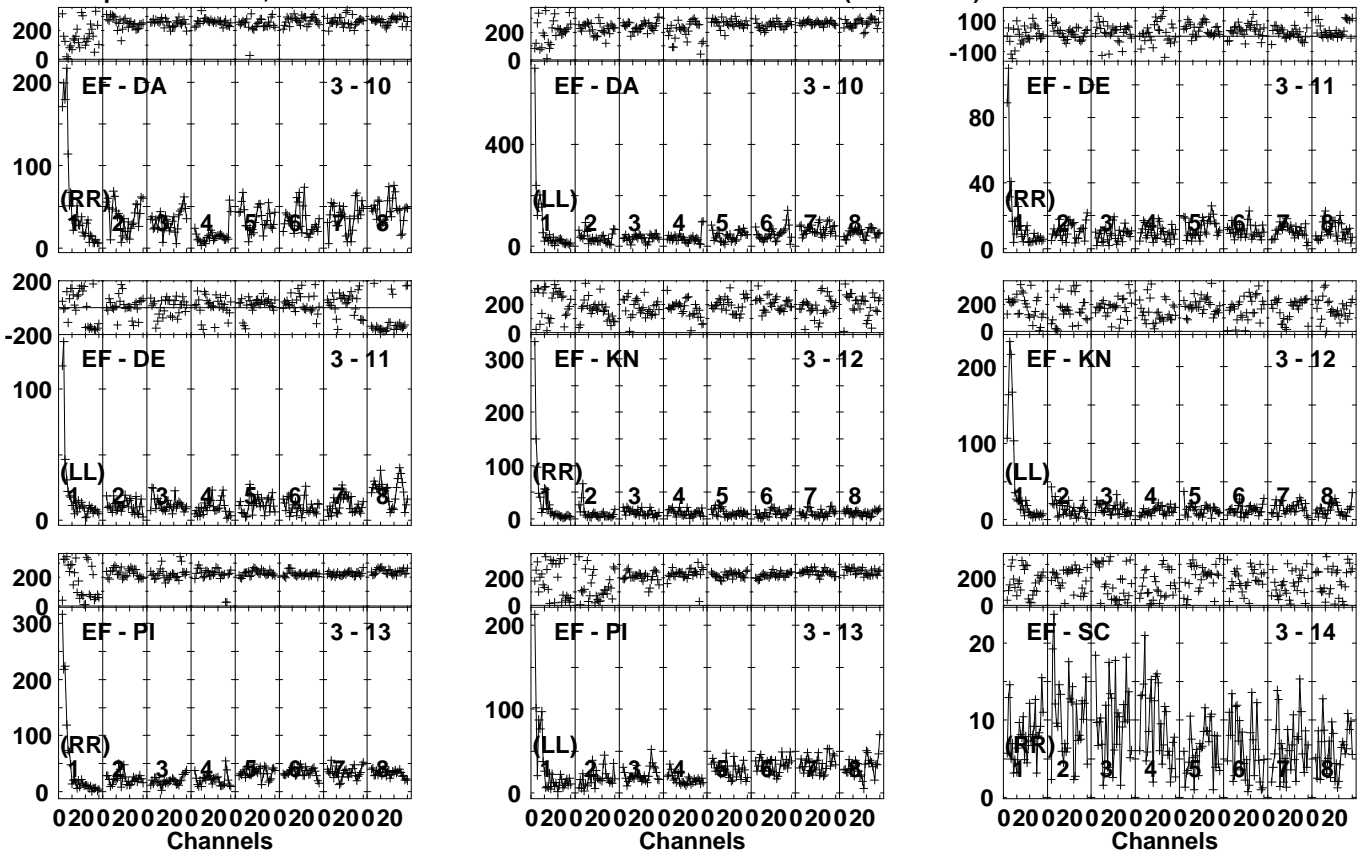


Lower frame: Milli Ampl Jy Top frame: Phas deg
Vector averaged cross-power spectrum Several baselines displayed
Timerange: 00/11:23:01 to 00/11:27:59

Plot file version 446 created 30-AUG-2023 08:44:44

J1100+1002 GM081D 1.UVDATA.1

Freq = 1.3435 GHz, Bw = 8.000 MH Calibrated with CL # 4 and BP # 1 (BP mode 1)

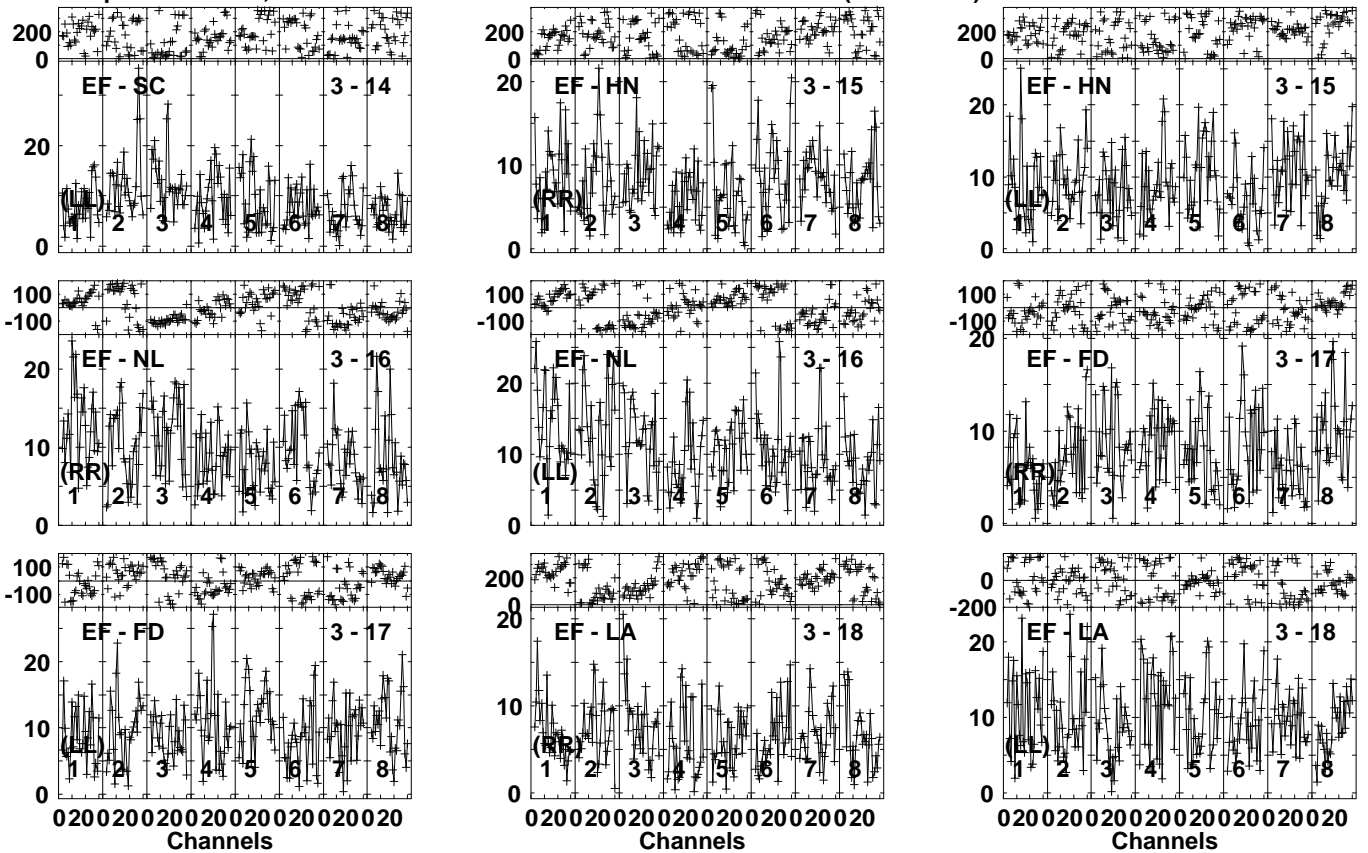


Lower frame: Milli Ampl Jy Top frame: Phas deg
Vector averaged cross-power spectrum Several baselines displayed
Timerange: 00/11:23:01 to 00/11:27:59

Plot file version 447 created 30-AUG-2023 08:44:45

J1100+1002 GM081D 1.UVDATA.1

Freq = 1.3435 GHz, Bw = 8.000 MH Calibrated with CL # 4 and BP # 1 (BP mode 1)

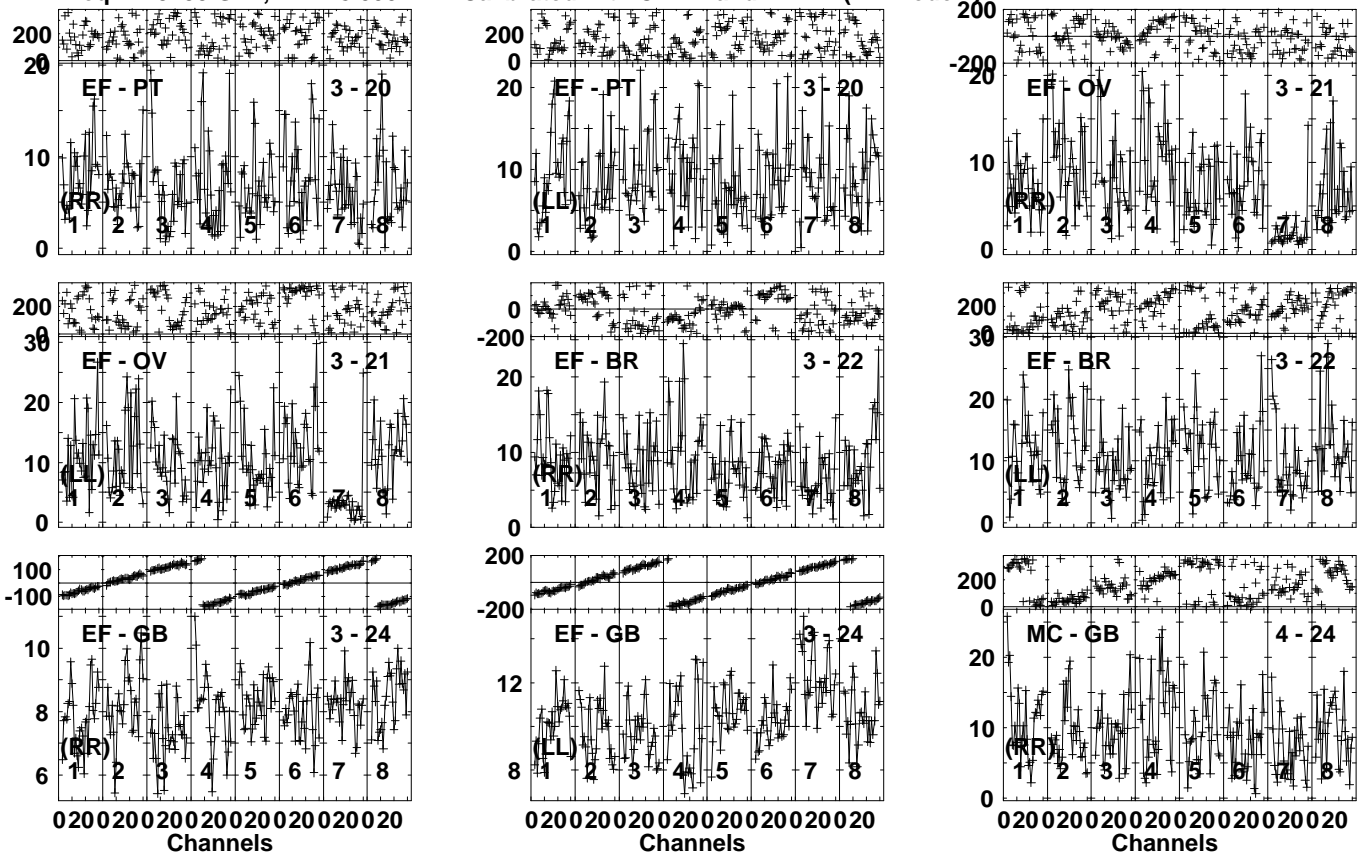


Lower frame: Milli Ampl Jy Top frame: Phas deg
Vector averaged cross-power spectrum Several baselines displayed
Timerange: 00/11:23:01 to 00/11:27:59

Plot file version 448 created 30-AUG-2023 08:44:46

J1100+1002 GM081D 1.UVDATA.1

Freq = 1.3435 GHz, Bw = 8.000 MH Calibrated with CL # 4 and BP # 1 (BP mode 1)

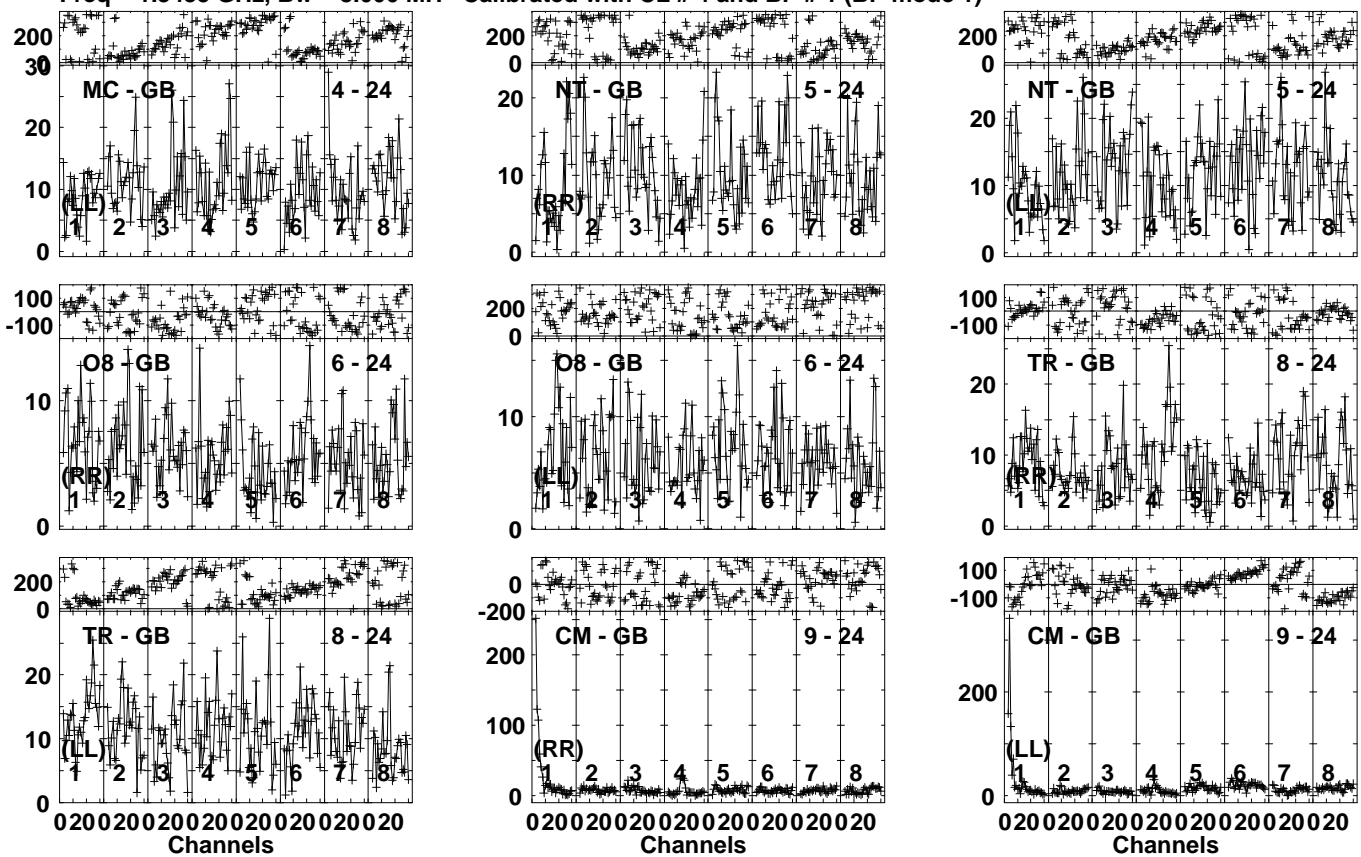


Lower frame: Milli Ampl Jy Top frame: Phas deg
Vector averaged cross-power spectrum Several baselines displayed
Timerange: 00/11:23:01 to 00/11:27:59

Plot file version 449 created 30-AUG-2023 08:44:47

J1100+1002 GM081D 1.UVDATA.1

Freq = 1.3435 GHz, Bw = 8.000 MH Calibrated with CL # 4 and BP # 1 (BP mode 1)

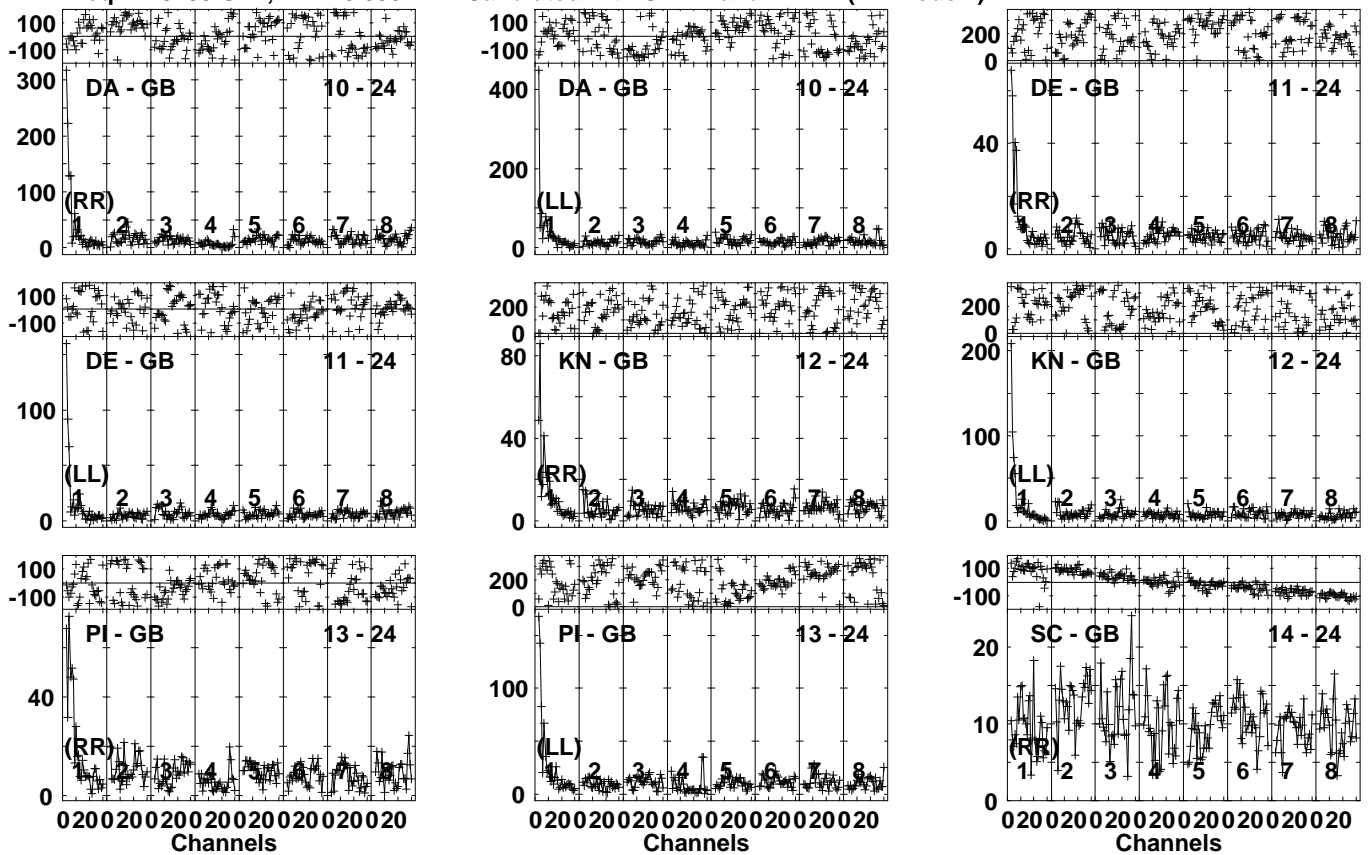


Lower frame: Milli Ampl Jy Top frame: Phas deg
Vector averaged cross-power spectrum Several baselines displayed
Timerange: 00/11:23:01 to 00/11:27:59

Plot file version 450 created 30-AUG-2023 08:44:48

J1100+1002 GM081D 1.UVDATA.1

Freq = 1.3435 GHz, Bw = 8.000 MH Calibrated with CL # 4 and BP # 1 (BP mode 1)

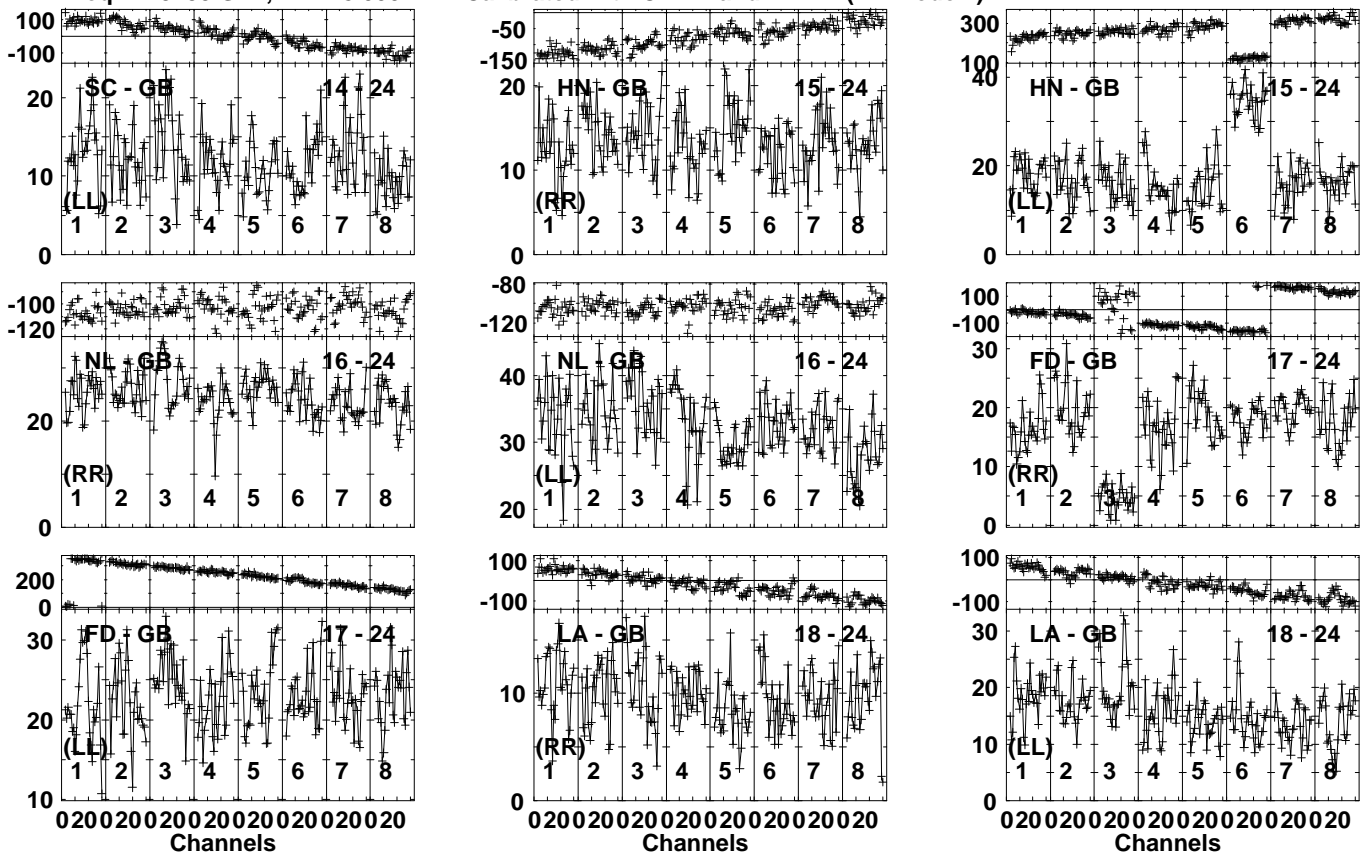


Lower frame: Milli Ampl Jy Top frame: Phas deg
Vector averaged cross-power spectrum Several baselines displayed
Timerange: 00/11:23:01 to 00/11:27:59

Plot file version 451 created 30-AUG-2023 08:44:48

J1100+1002 GM081D 1.UVDATA.1

Freq = 1.3435 GHz, Bw = 8.000 MH Calibrated with CL # 4 and BP # 1 (BP mode 1)

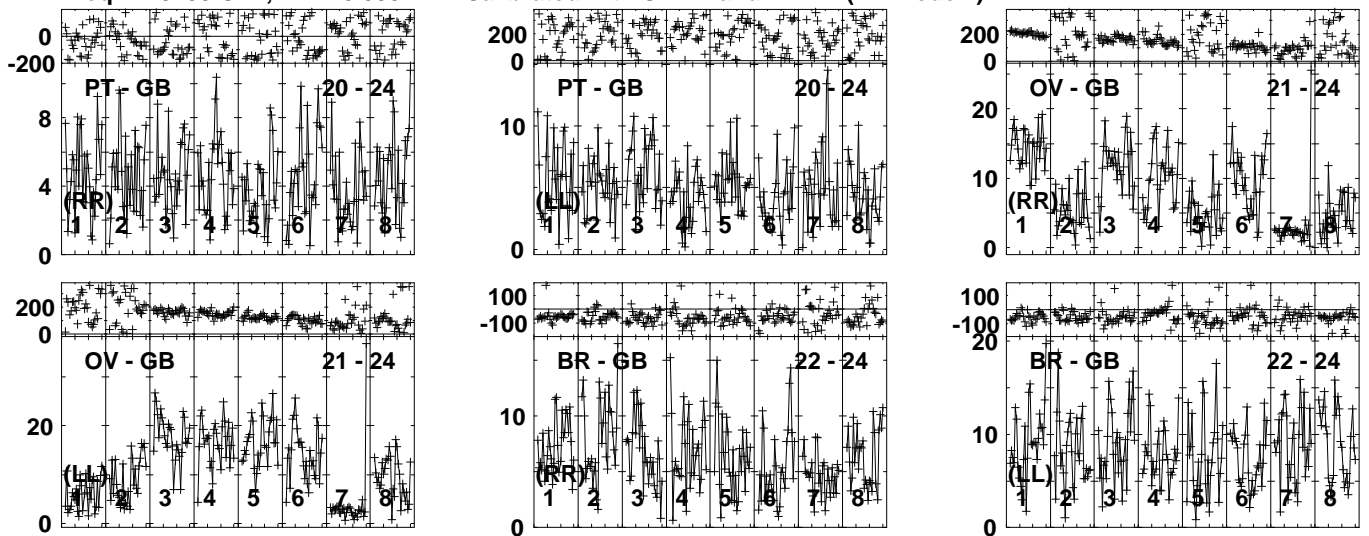


Lower frame: Milli Ampl Jy Top frame: Phas deg
Vector averaged cross-power spectrum Several baselines displayed
Timerange: 00/11:23:01 to 00/11:27:59

Plot file version 452 created 30-AUG-2023 08:44:49

J1100+1002 GM081D 1.UVDATA.1

Freq = 1.3435 GHz, Bw = 8.000 MH Calibrated with CL # 4 and BP # 1 (BP mode 1)

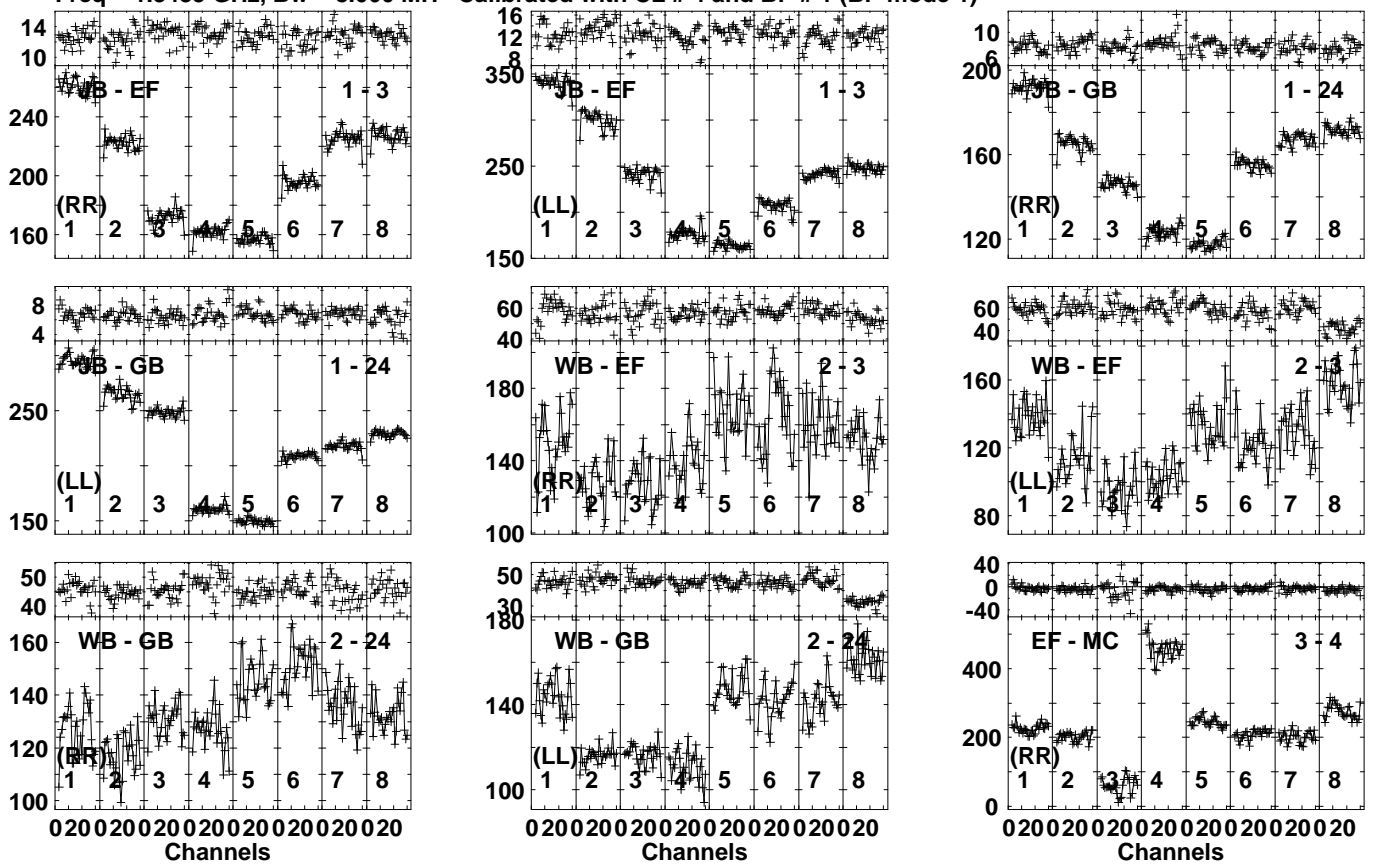


Lower frame: Milli Ampl Jy Top frame: Phas deg

Vector averaged cross-power spectrum Several baselines displayed

Timerange: 00/11:23:01 to 00/11:27:59

Plot file version 453 created 30-AUG-2023 08:44:50
 J1103+1158 GM081D 1.UVDATA.1
 Freq = 1.3435 GHz, Bw = 8.000 MH Calibrated with CL # 4 and BP # 1 (BP mode 1)

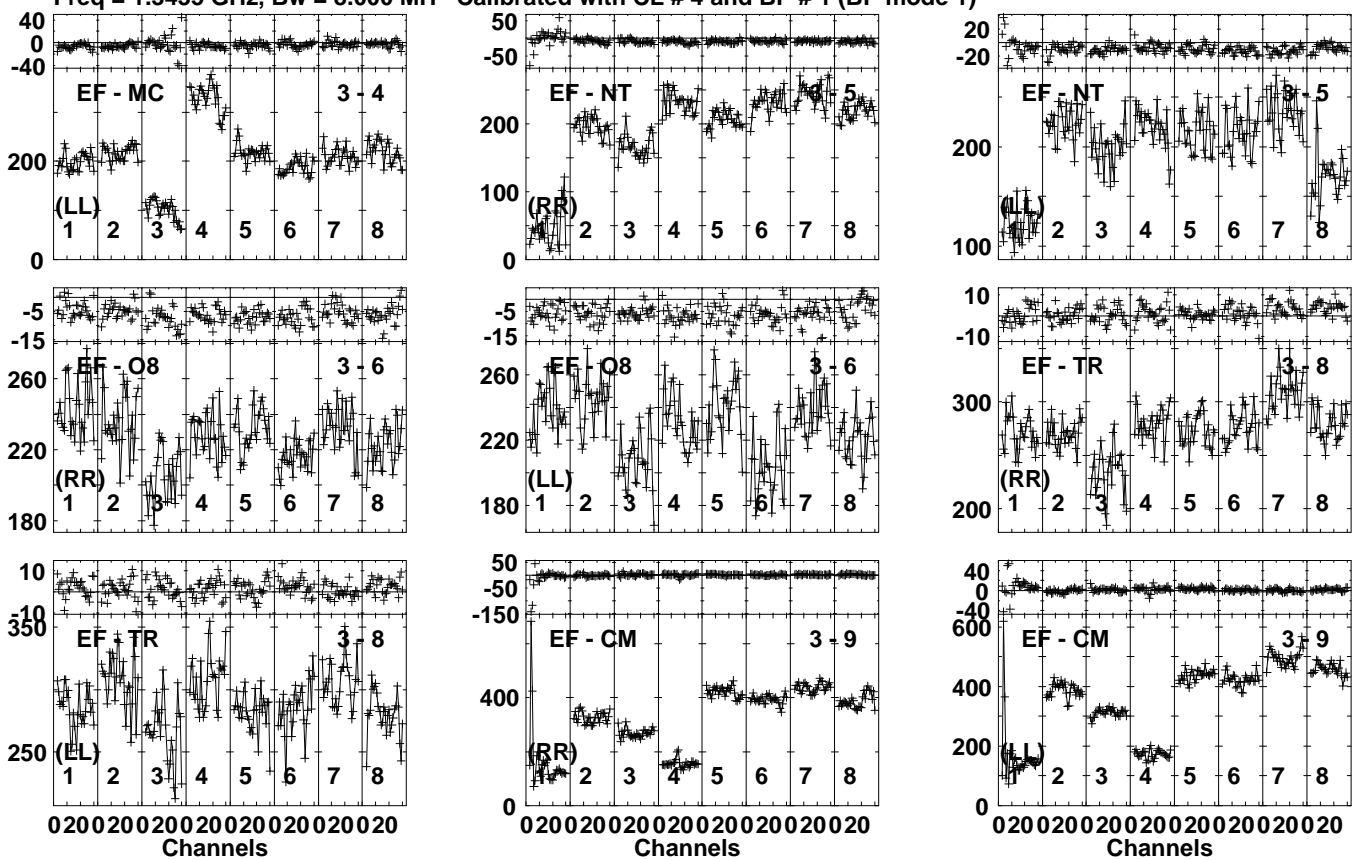


Lower frame: Milli Ampl Jy Top frame: Phas deg
 Vector averaged cross-power spectrum Several baselines displayed
 Timerange: 00/11:28:01 to 00/11:29:59

Plot file version 454 created 30-AUG-2023 08:44:50

J1103+1158 GM081D 1.UVDATA.1

Freq = 1.3435 GHz, Bw = 8.000 MH Calibrated with CL # 4 and BP # 1 (BP mode 1)

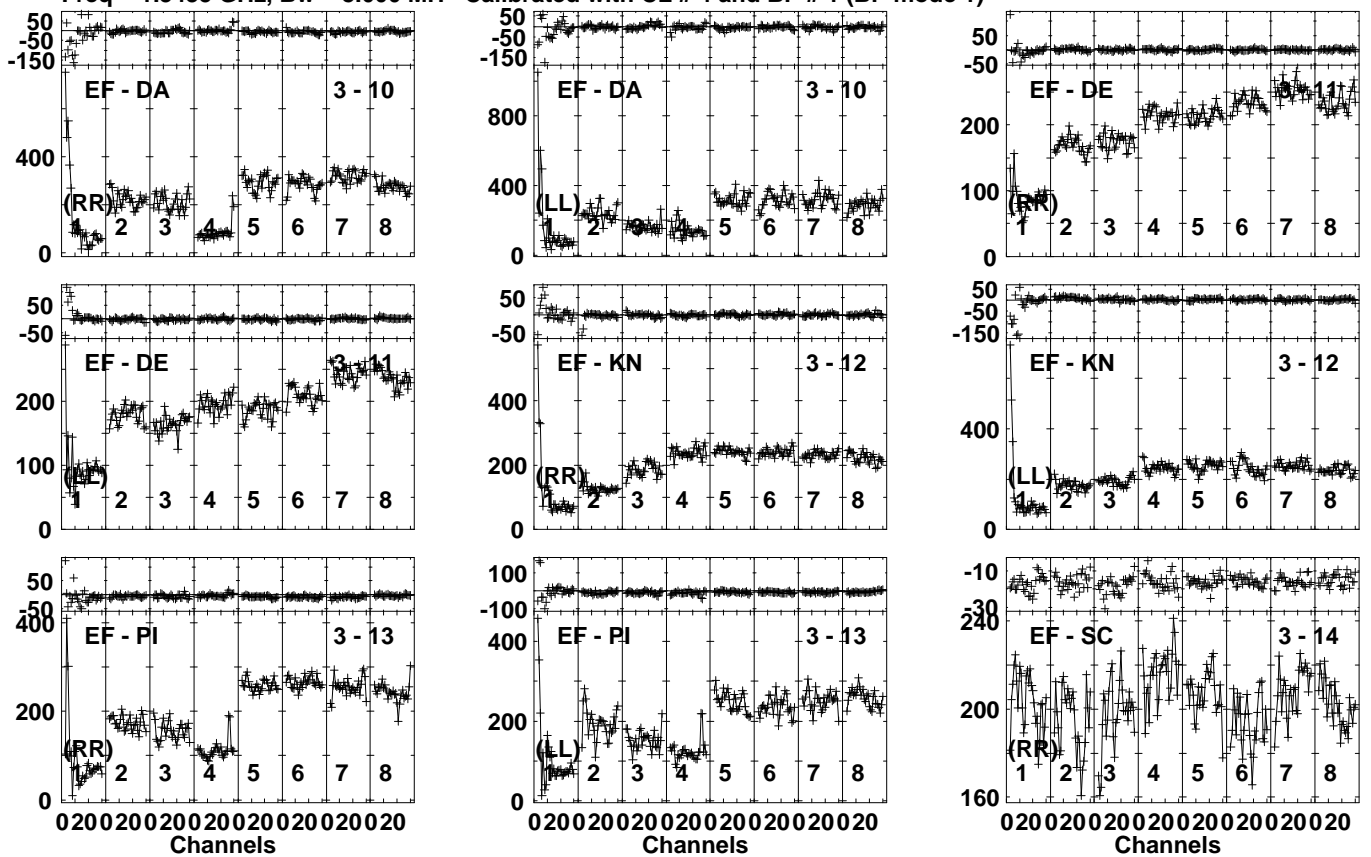


Lower frame: Milli Ampl Jy Top frame: Phas deg
Vector averaged cross-power spectrum Several baselines displayed
Timerange: 00/11:28:01 to 00/11:29:59

Plot file version 455 created 30-AUG-2023 08:44:51

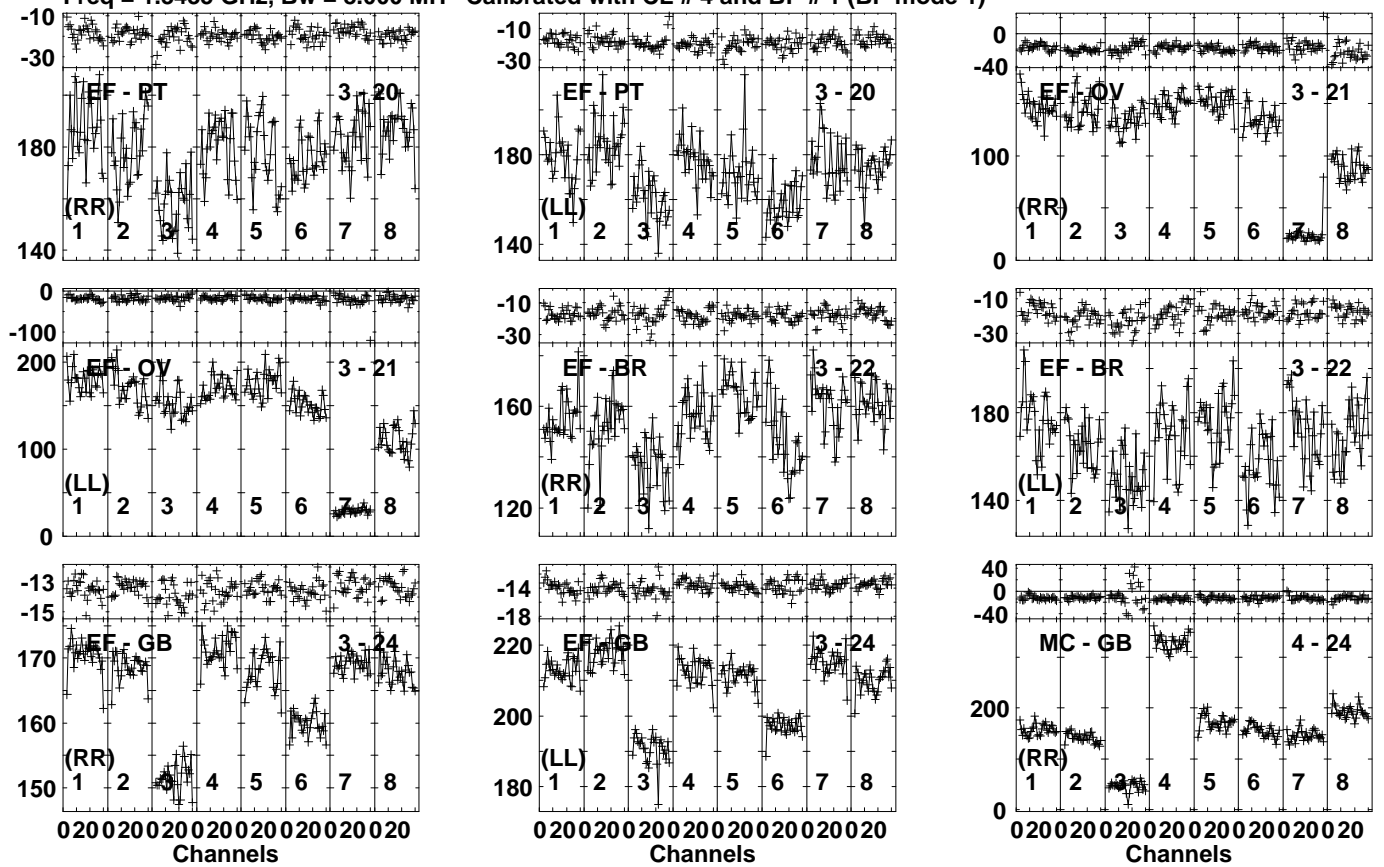
J1103+1158 GM081D 1.UVDATA.1

Freq = 1.3435 GHz, Bw = 8.000 MH Calibrated with CL # 4 and BP # 1 (BP mode 1)



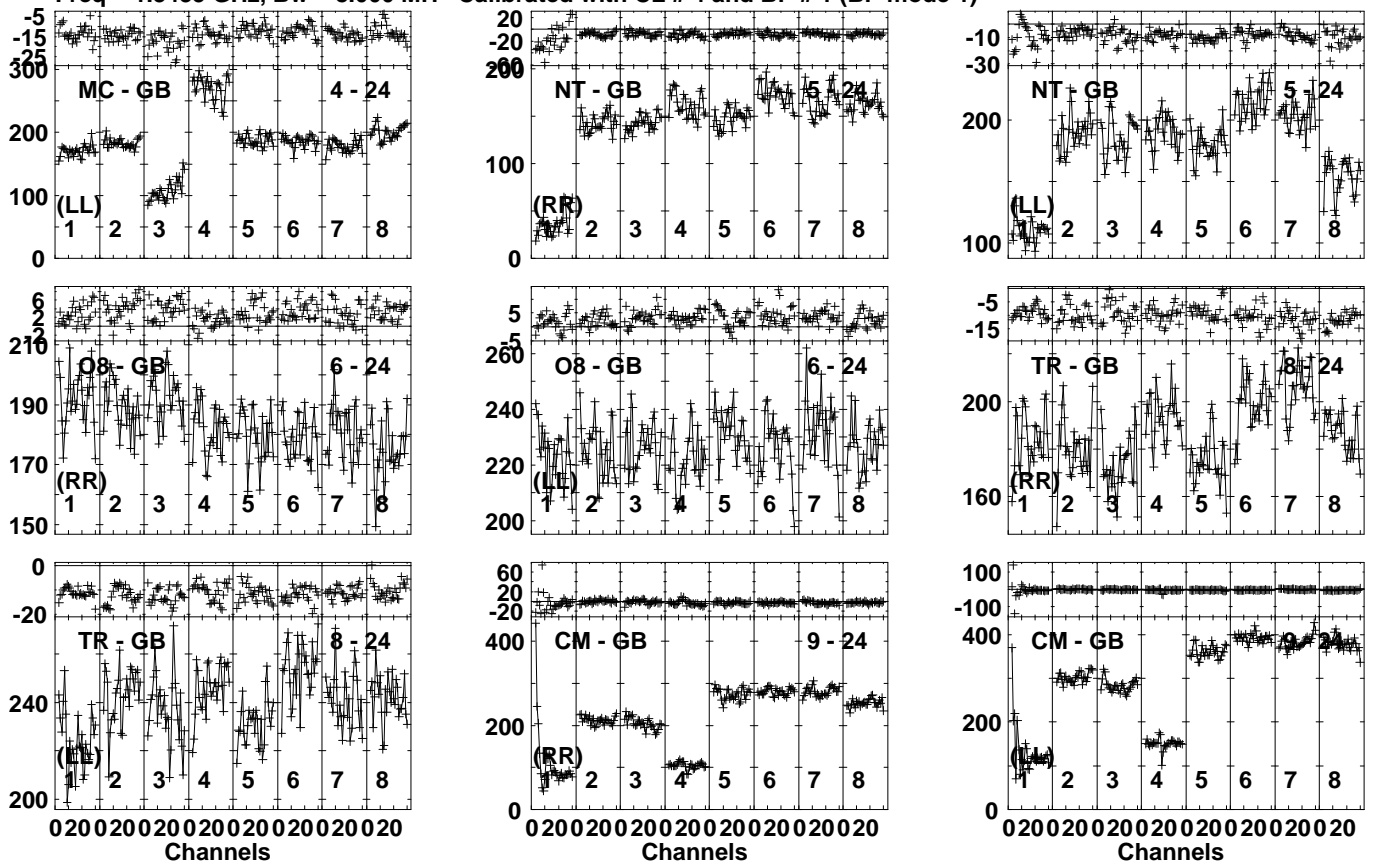
Lower frame: Milli Ampl Jy Top frame: Phas deg
Vector averaged cross-power spectrum Several baselines displayed
Timerange: 00/11:28:01 to 00/11:29:59

Plot file version 457 created 30-AUG-2023 08:44:53
 J1103+1158 GM081D 1.UVDATA.1
 Freq = 1.3435 GHz, Bw = 8.000 MH Calibrated with CL # 4 and BP # 1 (BP mode 1)



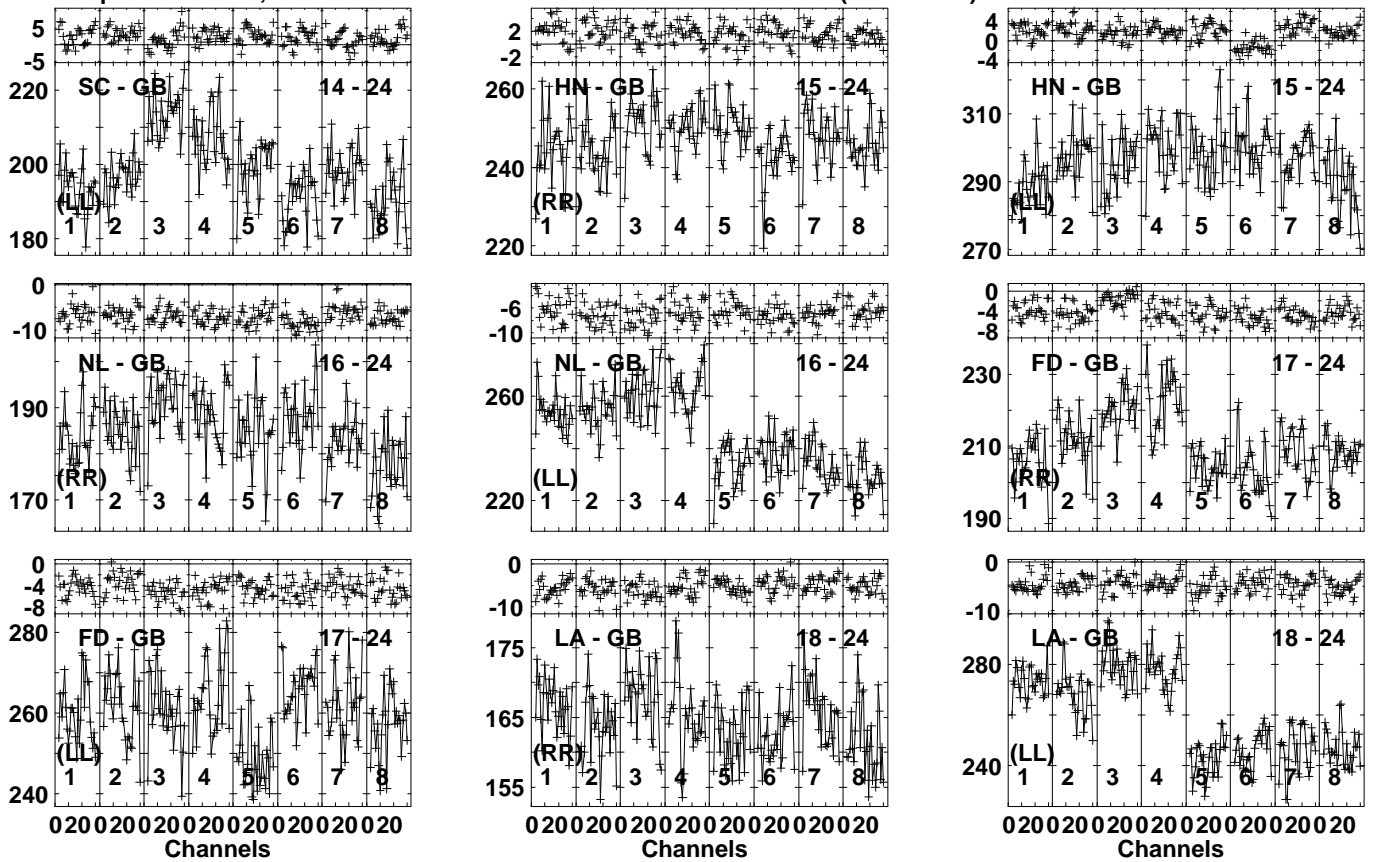
Lower frame: Milli Ampl Jy Top frame: Phas deg
 Vector averaged cross-power spectrum Several baselines displayed
 Timerange: 00/11:28:01 to 00/11:29:59

Plot file version 458 created 30-AUG-2023 08:44:53
 J1103+1158 GM081D 1.UVDATA.1
 Freq = 1.3435 GHz, Bw = 8.000 MH Calibrated with CL # 4 and BP # 1 (BP mode 1)



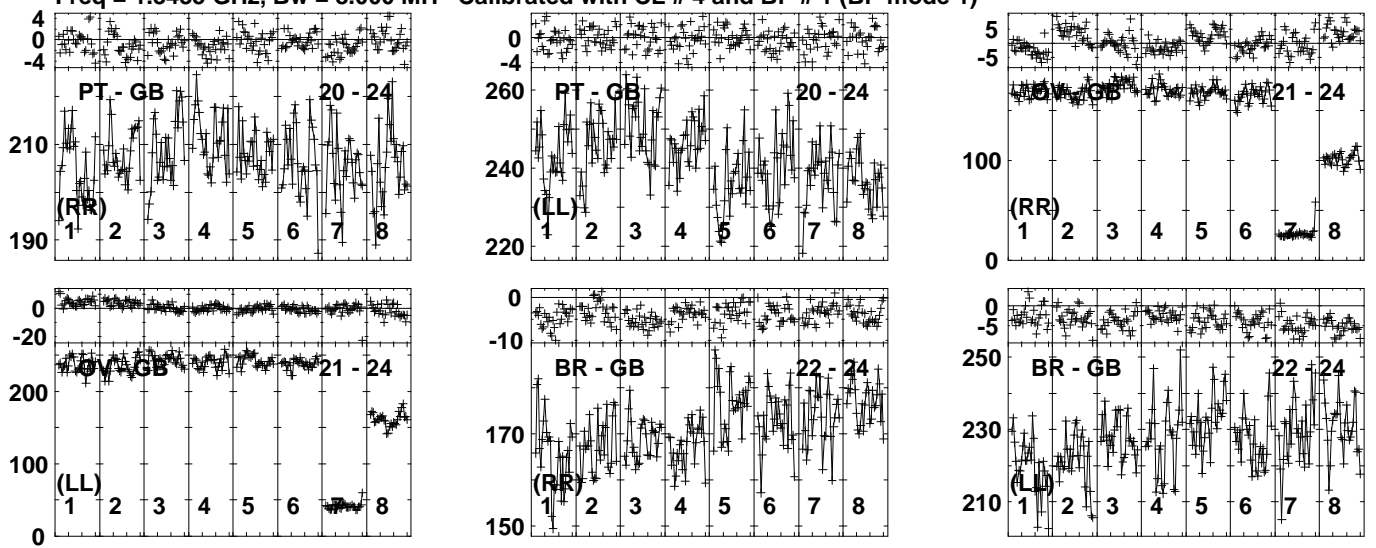
Lower frame: Milli Ampl Jy Top frame: Phas deg
 Vector averaged cross-power spectrum Several baselines displayed
 Timerange: 00/11:28:01 to 00/11:29:59

Plot file version 460 created 30-AUG-2023 08:44:55
 J1103+1158 GM081D 1.UVDATA.1
 Freq = 1.3435 GHz, Bw = 8.000 MH Calibrated with CL # 4 and BP # 1 (BP mode 1)



Lower frame: Milli Ampl Jy Top frame: Phas deg
 Vector averaged cross-power spectrum Several baselines displayed
 Timerange: 00/11:28:01 to 00/11:29:59

Plot file version 461 created 30-AUG-2023 08:44:55
 J1103+1158 GM081D 1.UVDATA.1
 Freq = 1.3435 GHz, Bw = 8.000 MH Calibrated with CL # 4 and BP # 1 (BP mode 1)

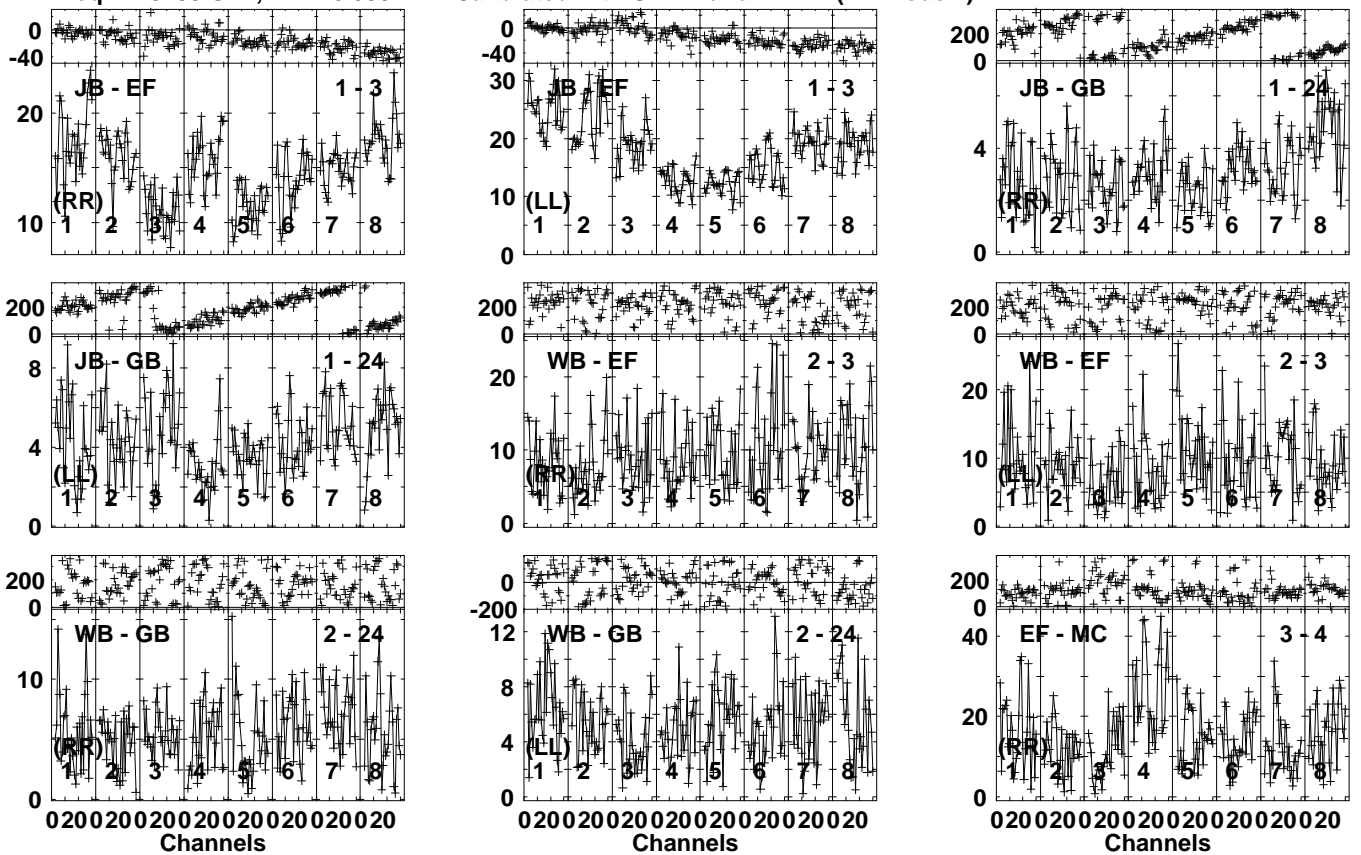


Lower frame: Milli Ampl Jy Top frame: Phas deg
 Vector averaged cross-power spectrum Several baselines displayed
 Timerange: 00/11:28:01 to 00/11:29:59

Plot file version 462 created 30-AUG-2023 08:44:56

J1100+1002 GM081D 1.UVDATA.1

Freq = 1.3435 GHz, Bw = 8.000 MH Calibrated with CL # 4 and BP # 1 (BP mode 1)

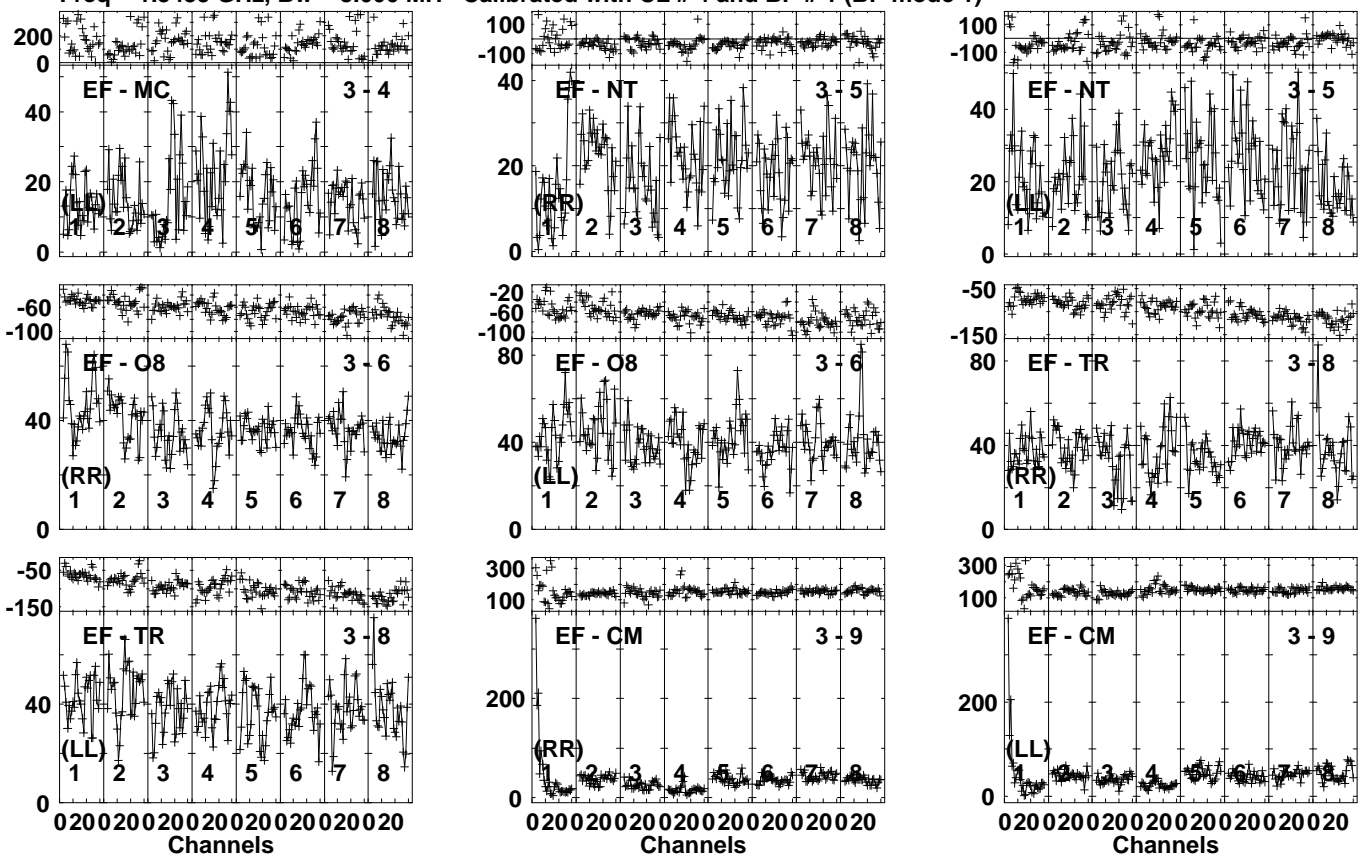


Lower frame: Milli Ampl Jy Top frame: Phas deg
Vector averaged cross-power spectrum Several baselines displayed
Timerange: 00/11:30:01 to 00/11:34:59

Plot file version 463 created 30-AUG-2023 08:44:57

J1100+1002 GM081D 1.UVDATA.1

Freq = 1.3435 GHz, Bw = 8.000 MH Calibrated with CL # 4 and BP # 1 (BP mode 1)

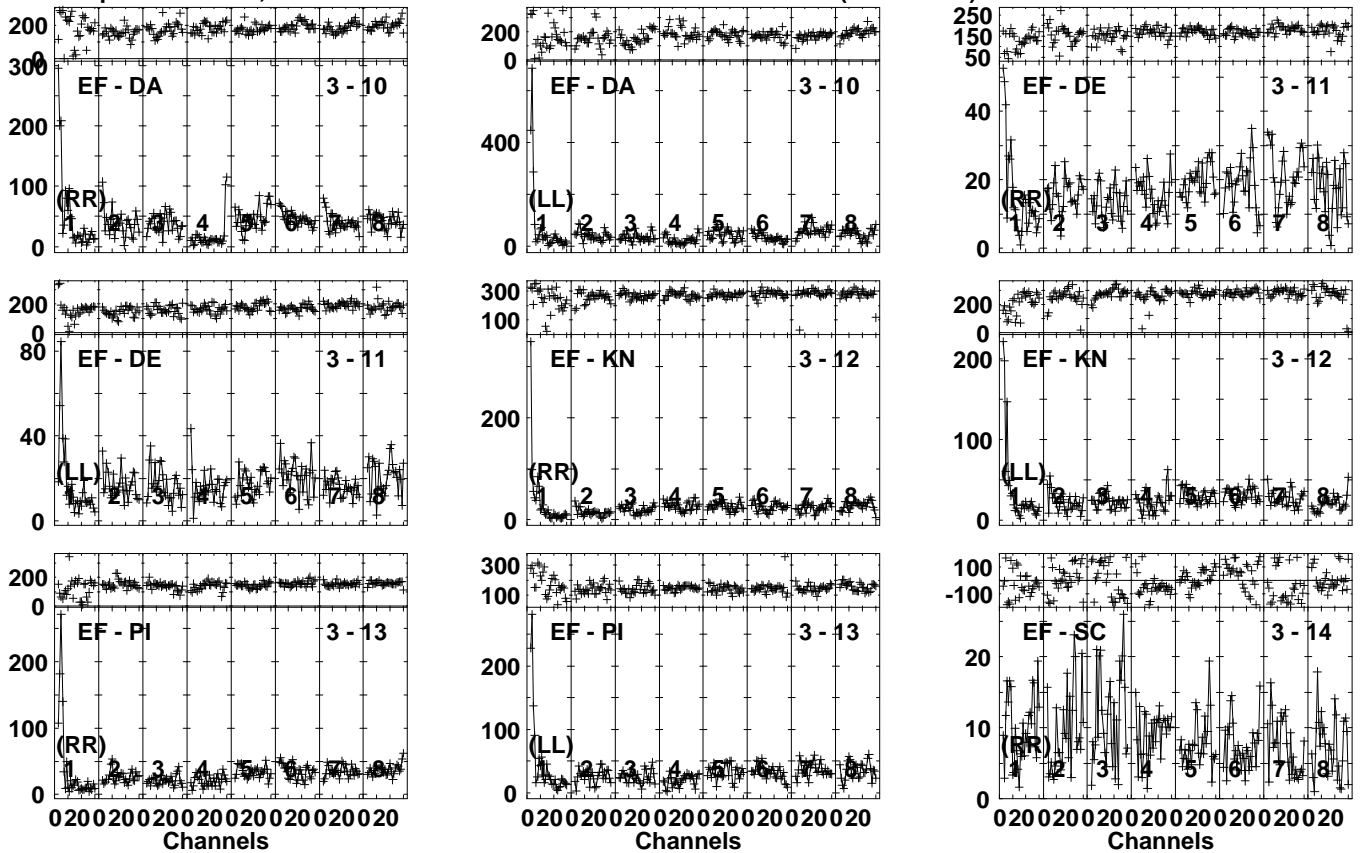


Lower frame: Milli Ampl Jy Top frame: Phas deg
Vector averaged cross-power spectrum Several baselines displayed
Timerange: 00/11:30:01 to 00/11:34:59

Plot file version 464 created 30-AUG-2023 08:44:57

J1100+1002 GM081D 1.UVDATA.1

Freq = 1.3435 GHz, Bw = 8.000 MH Calibrated with CL # 4 and BP # 1 (BP mode 1)

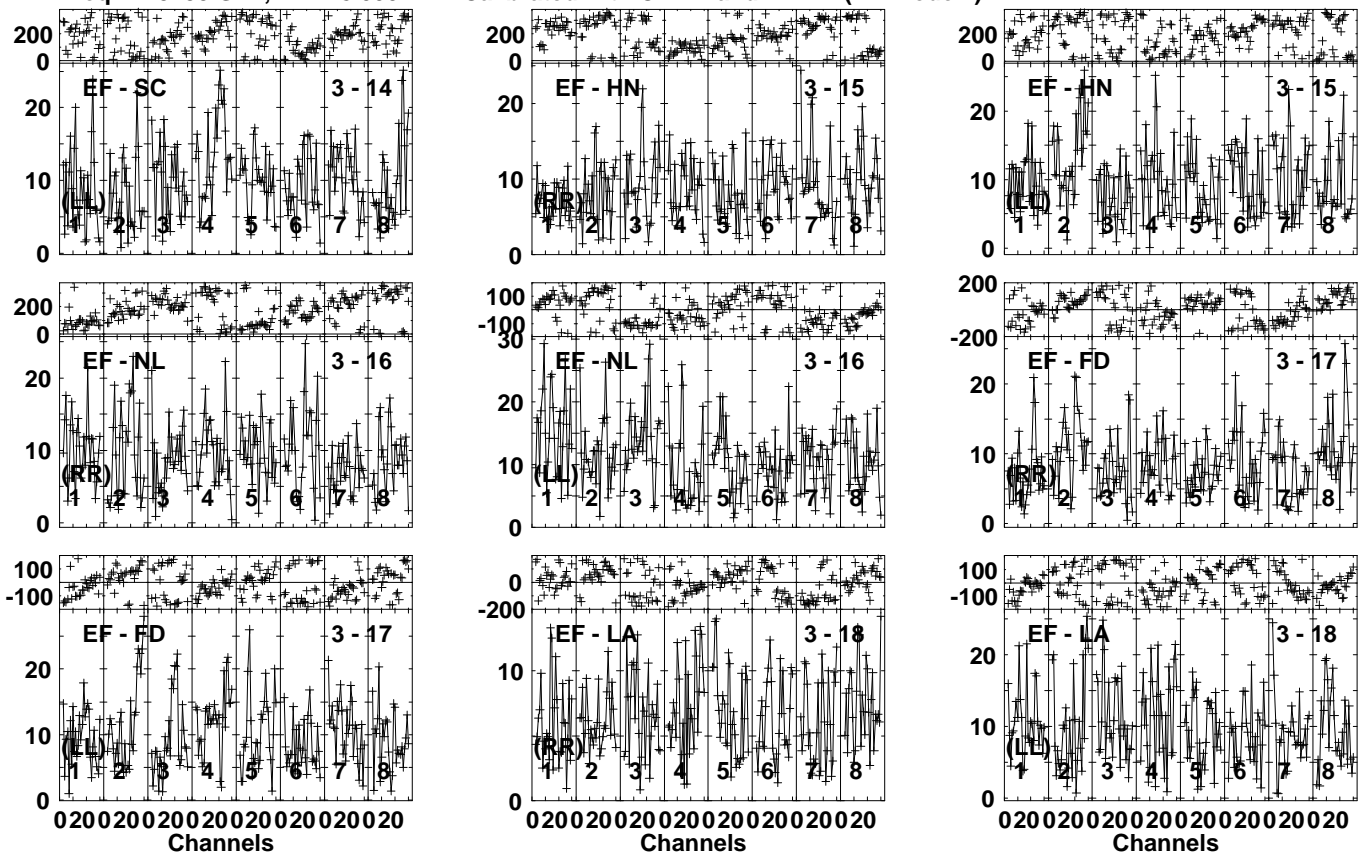


Lower frame: Milli Ampl Jy Top frame: Phas deg
Vector averaged cross-power spectrum Several baselines displayed
Timerange: 00/11:30:01 to 00/11:34:59

Plot file version 465 created 30-AUG-2023 08:44:58

J1100+1002 GM081D 1.UVDATA.1

Freq = 1.3435 GHz, Bw = 8.000 MH Calibrated with CL # 4 and BP # 1 (BP mode 1)

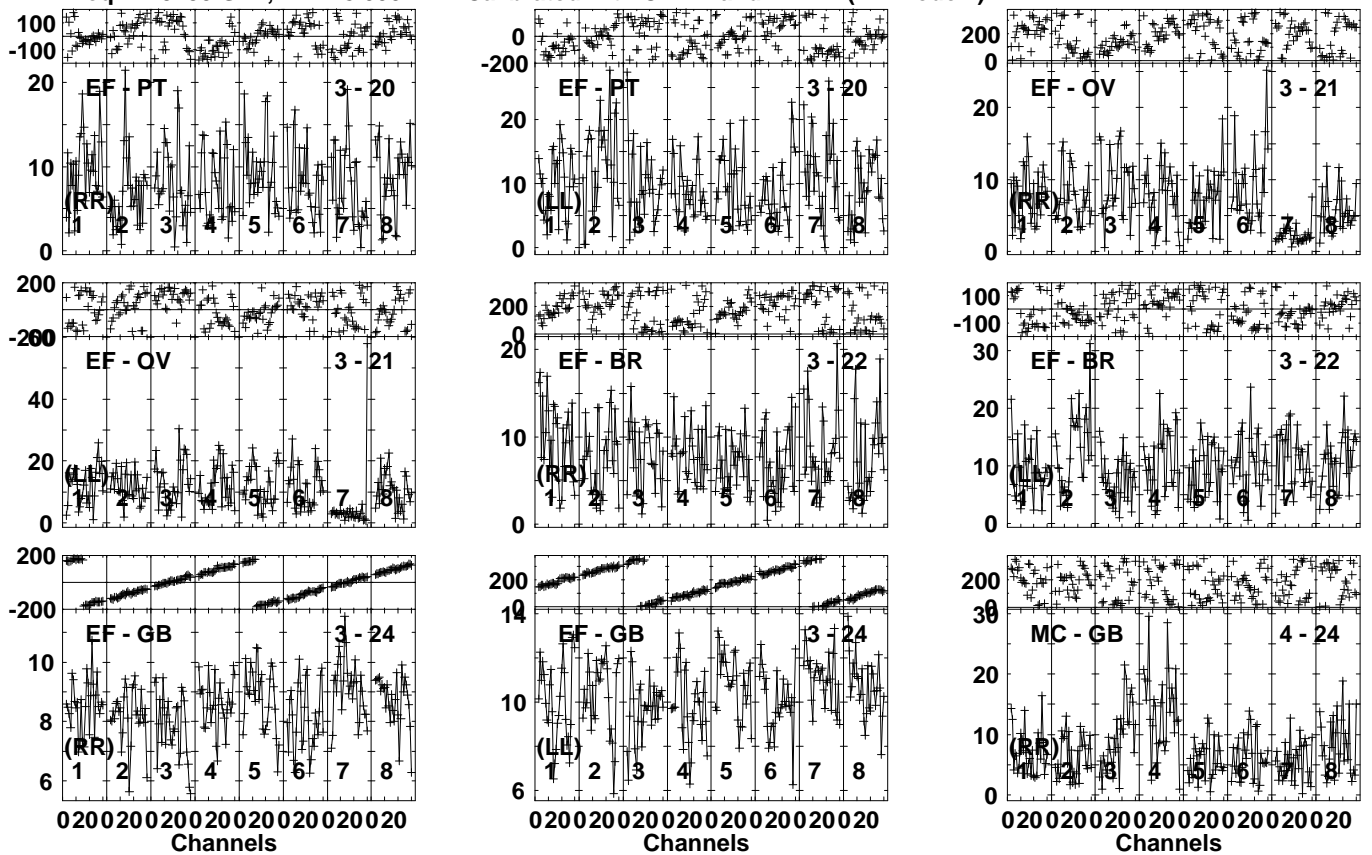


Lower frame: Milli Ampl Jy Top frame: Phas deg
Vector averaged cross-power spectrum Several baselines displayed
Timerange: 00/11:30:01 to 00/11:34:59

Plot file version 466 created 30-AUG-2023 08:44:59

J1100+1002 GM081D 1.UVDATA.1

Freq = 1.3435 GHz, Bw = 8.000 MH Calibrated with CL # 4 and BP # 1 (BP mode 1)

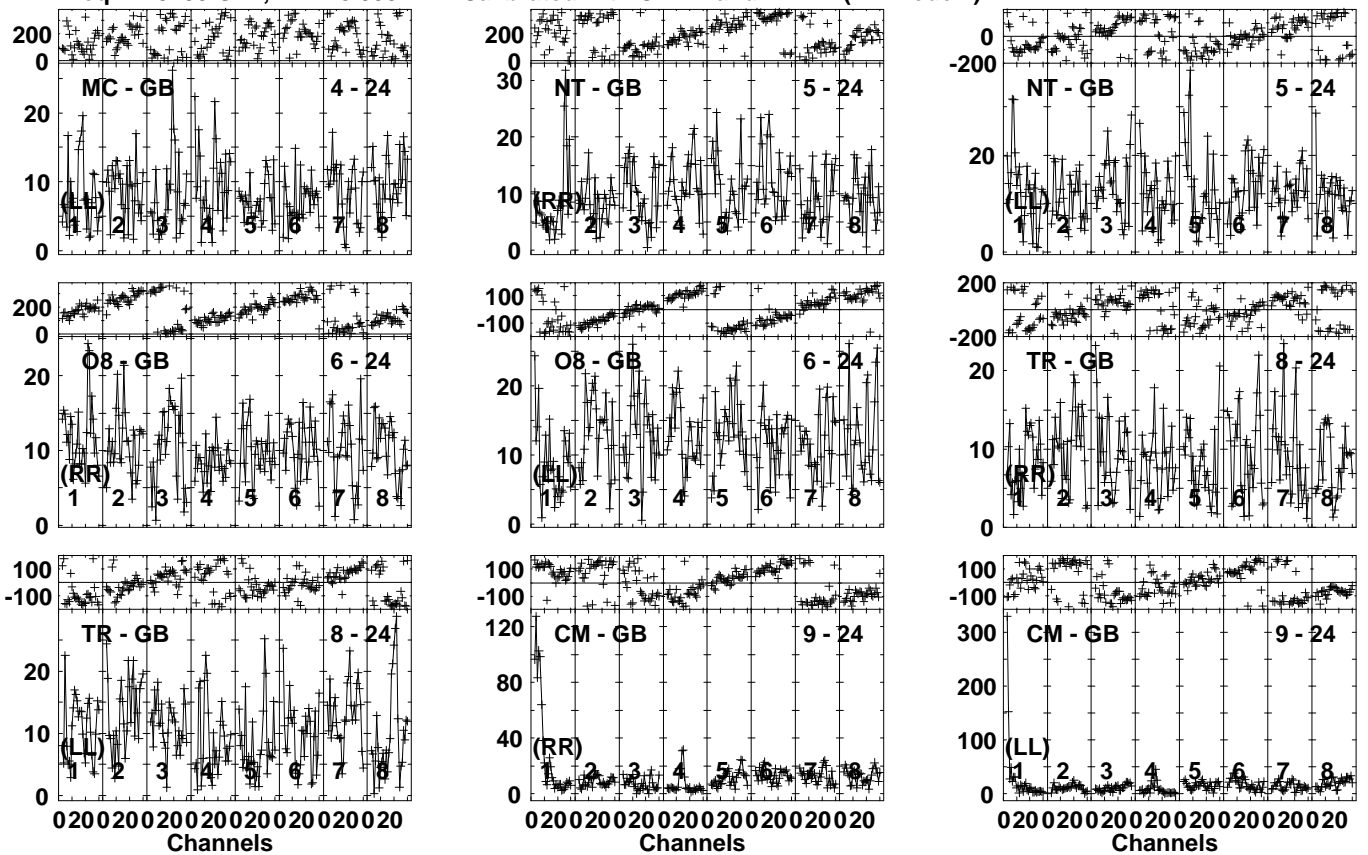


Lower frame: Milli Ampl Jy Top frame: Phas deg
Vector averaged cross-power spectrum Several baselines displayed
Timerange: 00/11:30:01 to 00/11:34:59

Plot file version 467 created 30-AUG-2023 08:45:00

J1100+1002 GM081D 1.UVDATA.1

Freq = 1.3435 GHz, Bw = 8.000 MH Calibrated with CL # 4 and BP # 1 (BP mode 1)

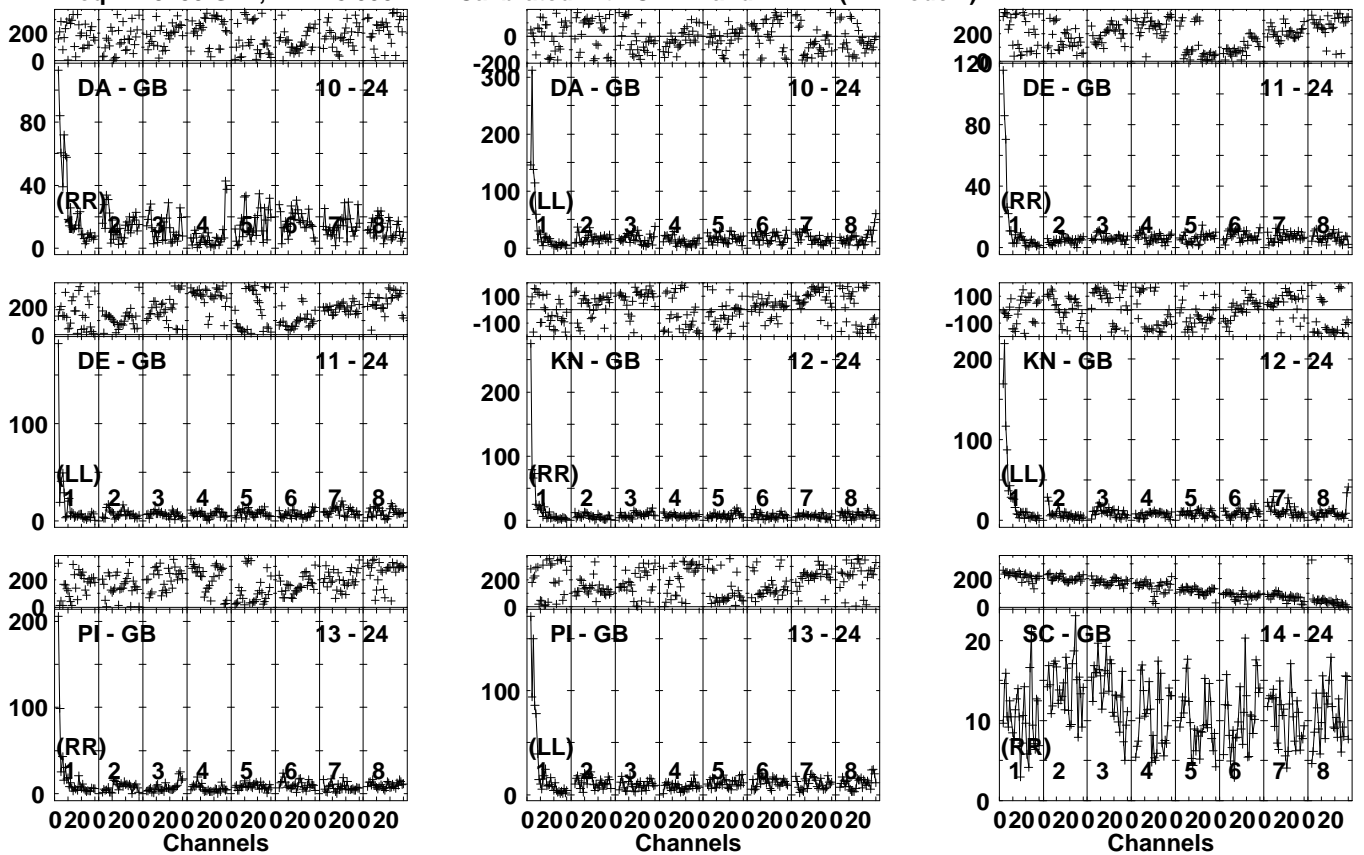


Lower frame: Milli Ampl Jy Top frame: Phas deg
Vector averaged cross-power spectrum Several baselines displayed
Timerange: 00/11:30:01 to 00/11:34:59

Plot file version 468 created 30-AUG-2023 08:45:00

J1100+1002 GM081D 1.UVDATA.1

Freq = 1.3435 GHz, Bw = 8.000 MH Calibrated with CL # 4 and BP # 1 (BP mode 1)

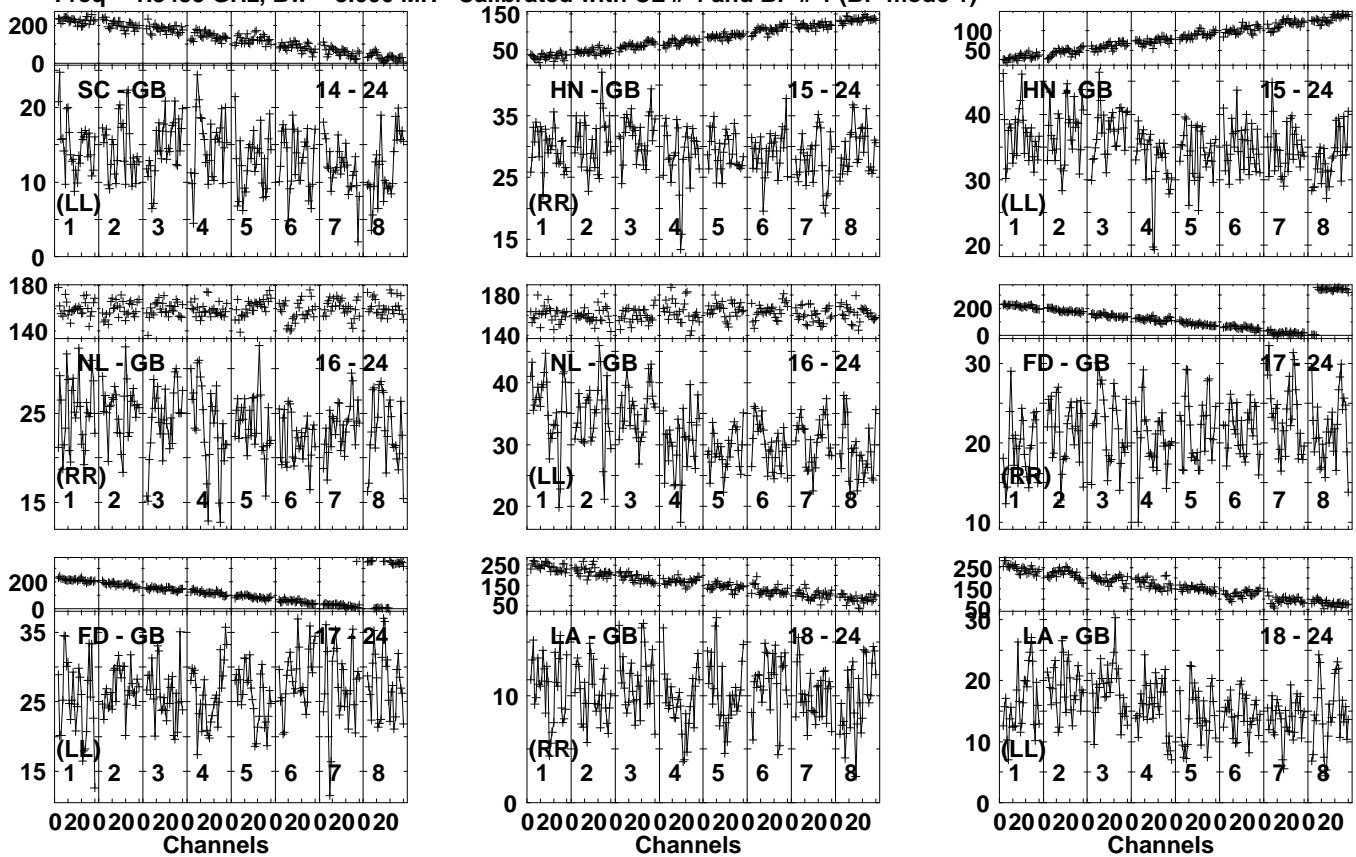


Lower frame: Milli Ampl Jy Top frame: Phas deg
Vector averaged cross-power spectrum Several baselines displayed
Timerange: 00/11:30:01 to 00/11:34:59

Plot file version 469 created 30-AUG-2023 08:45:01

J1100+1002 GM081D 1.UVDATA.1

Freq = 1.3435 GHz, Bw = 8.000 MH Calibrated with CL # 4 and BP # 1 (BP mode 1)

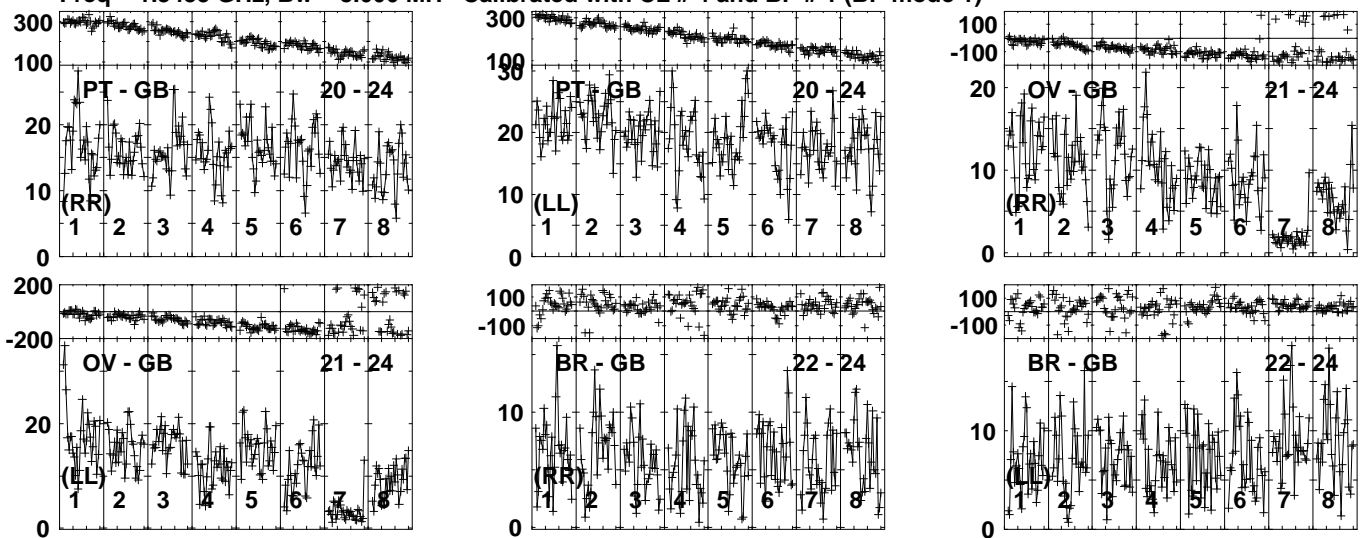


Lower frame: Milli Ampl Jy Top frame: Phas deg
Vector averaged cross-power spectrum Several baselines displayed
Timerange: 00/11:30:01 to 00/11:34:59

Plot file version 470 created 30-AUG-2023 08:45:02

J1100+1002 GM081D 1.UVDATA.1

Freq = 1.3435 GHz, Bw = 8.000 MH Calibrated with CL # 4 and BP # 1 (BP mode 1)

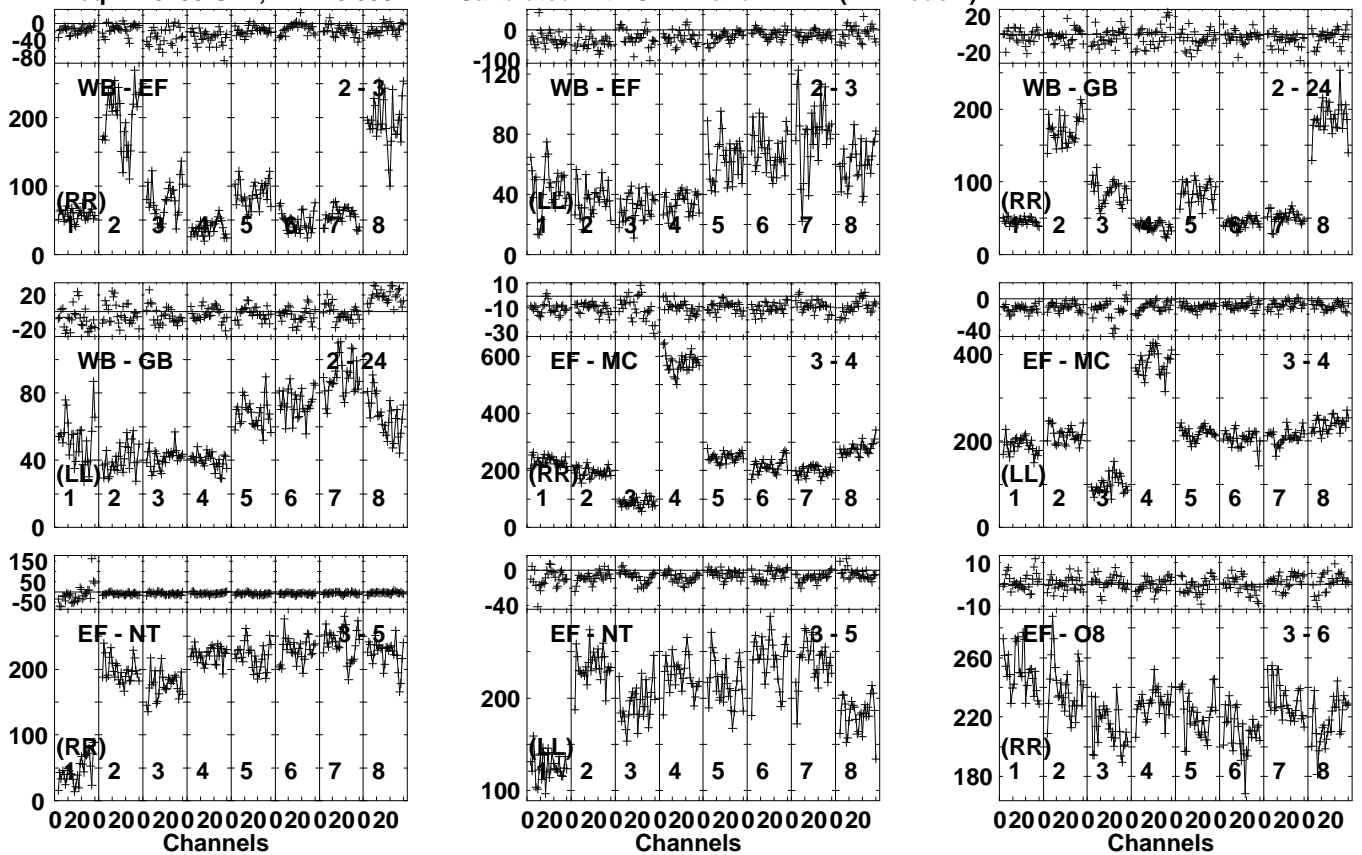


Lower frame: Milli Ampl Jy Top frame: Phas deg
Vector averaged cross-power spectrum Several baselines displayed
Timerange: 00/11:30:01 to 00/11:34:59

Plot file version 471 created 30-AUG-2023 08:45:03

J1103+1158 GM081D 1.UVDATA.1

Freq = 1.3435 GHz, Bw = 8.000 MH Calibrated with CL # 4 and BP # 1 (BP mode 1)

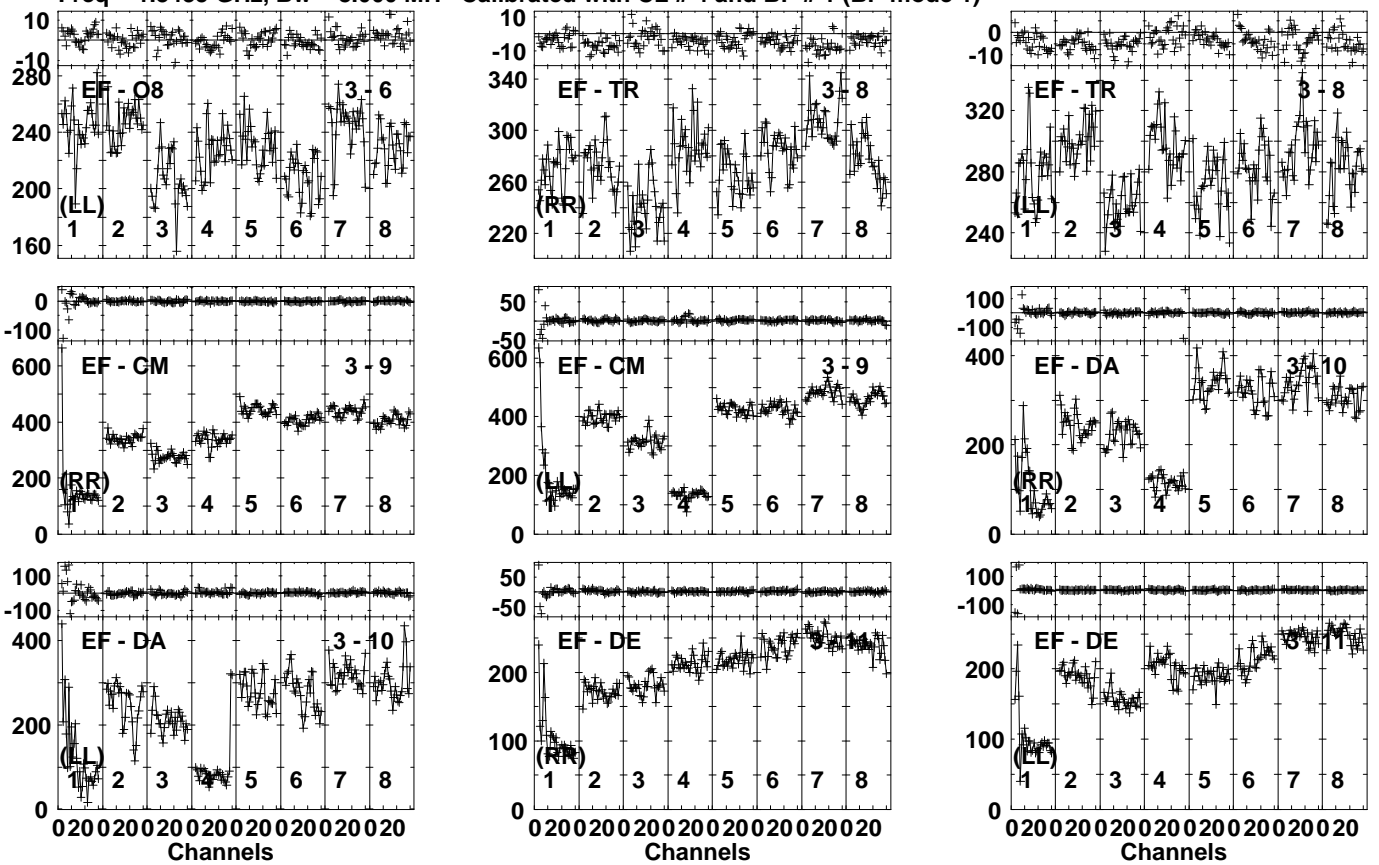


Lower frame: Milli Ampl Jy Top frame: Phas deg
Vector averaged cross-power spectrum Several baselines displayed
Timerange: 00/11:35:31 to 00/11:36:59

Plot file version 472 created 30-AUG-2023 08:45:04

J1103+1158 GM081D 1.UVDATA.1

Freq = 1.3435 GHz, Bw = 8.000 MH Calibrated with CL # 4 and BP # 1 (BP mode 1)

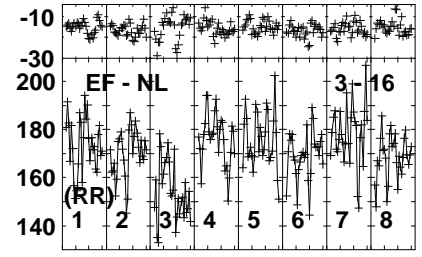
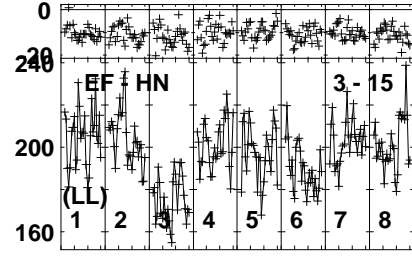
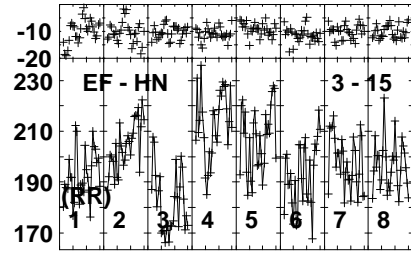
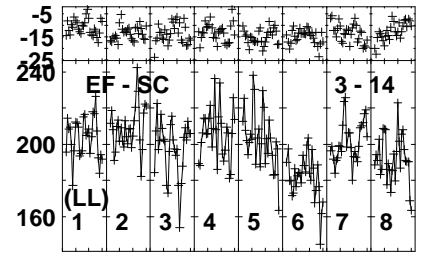
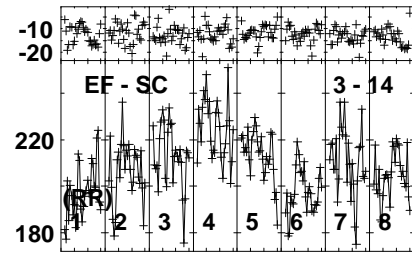
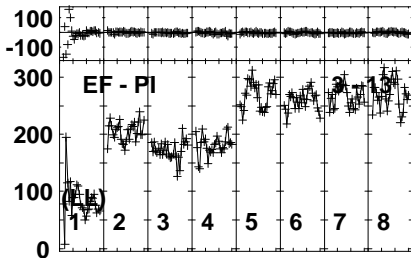
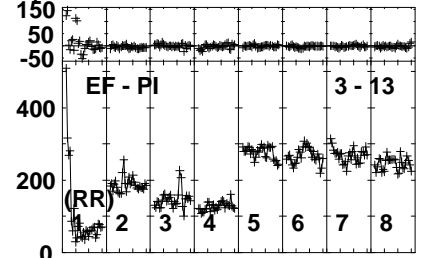
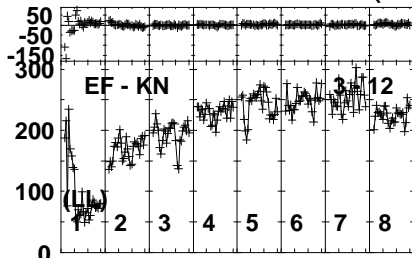
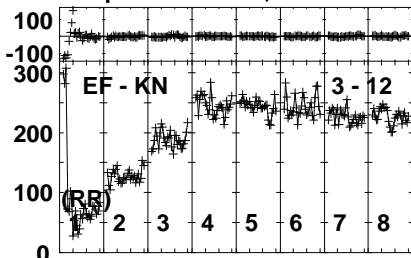


Lower frame: Milli Ampl Jy Top frame: Phas deg
Vector averaged cross-power spectrum Several baselines displayed
Timerange: 00/11:35:31 to 00/11:36:59

Plot file version 473 created 30-AUG-2023 08:45:04

J1103+1158 GM081D 1.UVDATA.1

Freq = 1.3435 GHz, Bw = 8.000 MH Calibrated with CL # 4 and BP # 1 (BP mode 1)

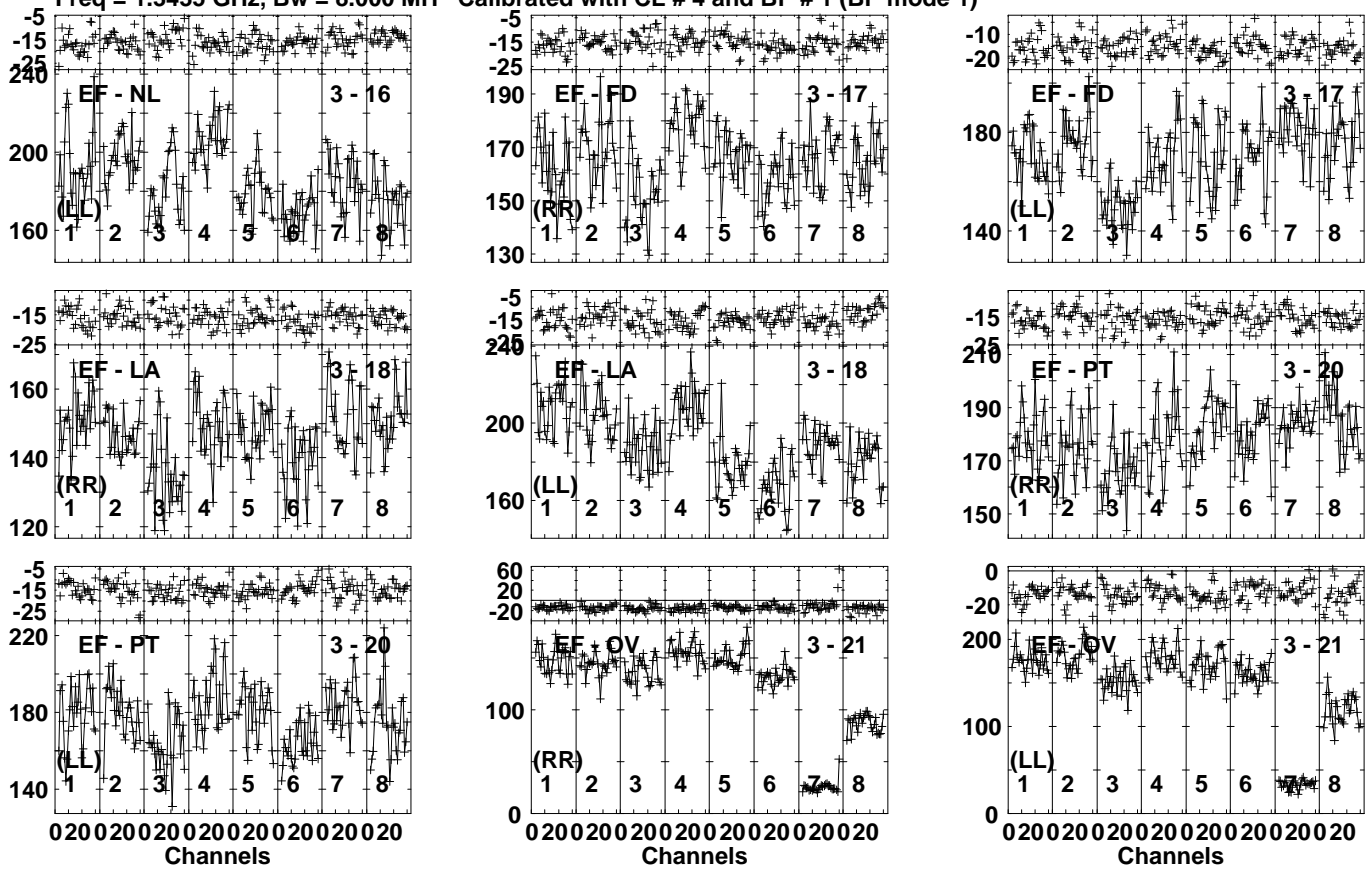


Lower frame: Milli Ampl Jy Top frame: Phas deg
Vector averaged cross-power spectrum Several baselines displayed
Timerange: 00/11:35:31 to 00/11:36:59

Plot file version 474 created 30-AUG-2023 08:45:05

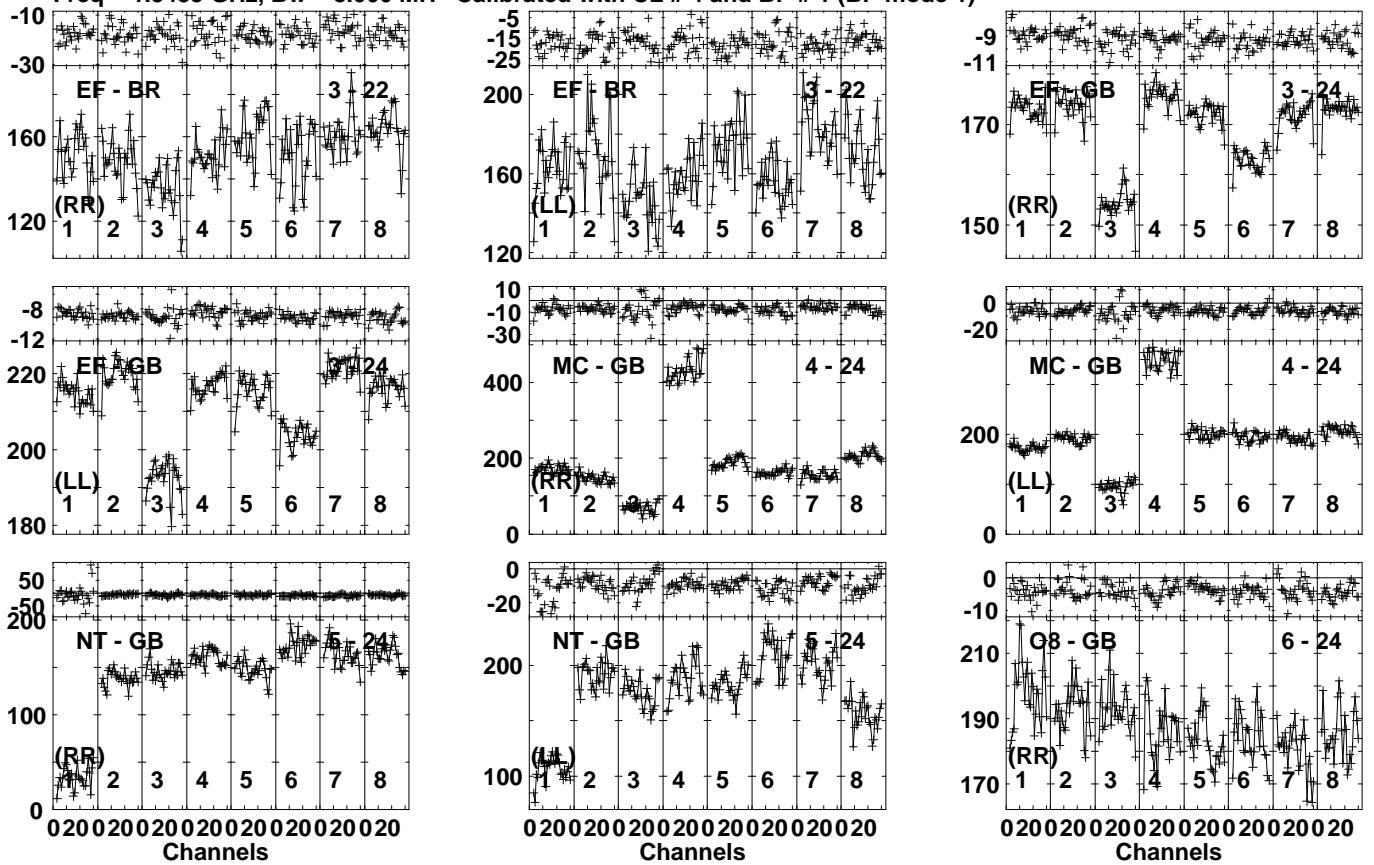
J1103+1158 GM081D 1.UVDATA.1

Freq = 1.3435 GHz, Bw = 8.000 MH Calibrated with CL # 4 and BP # 1 (BP mode 1)



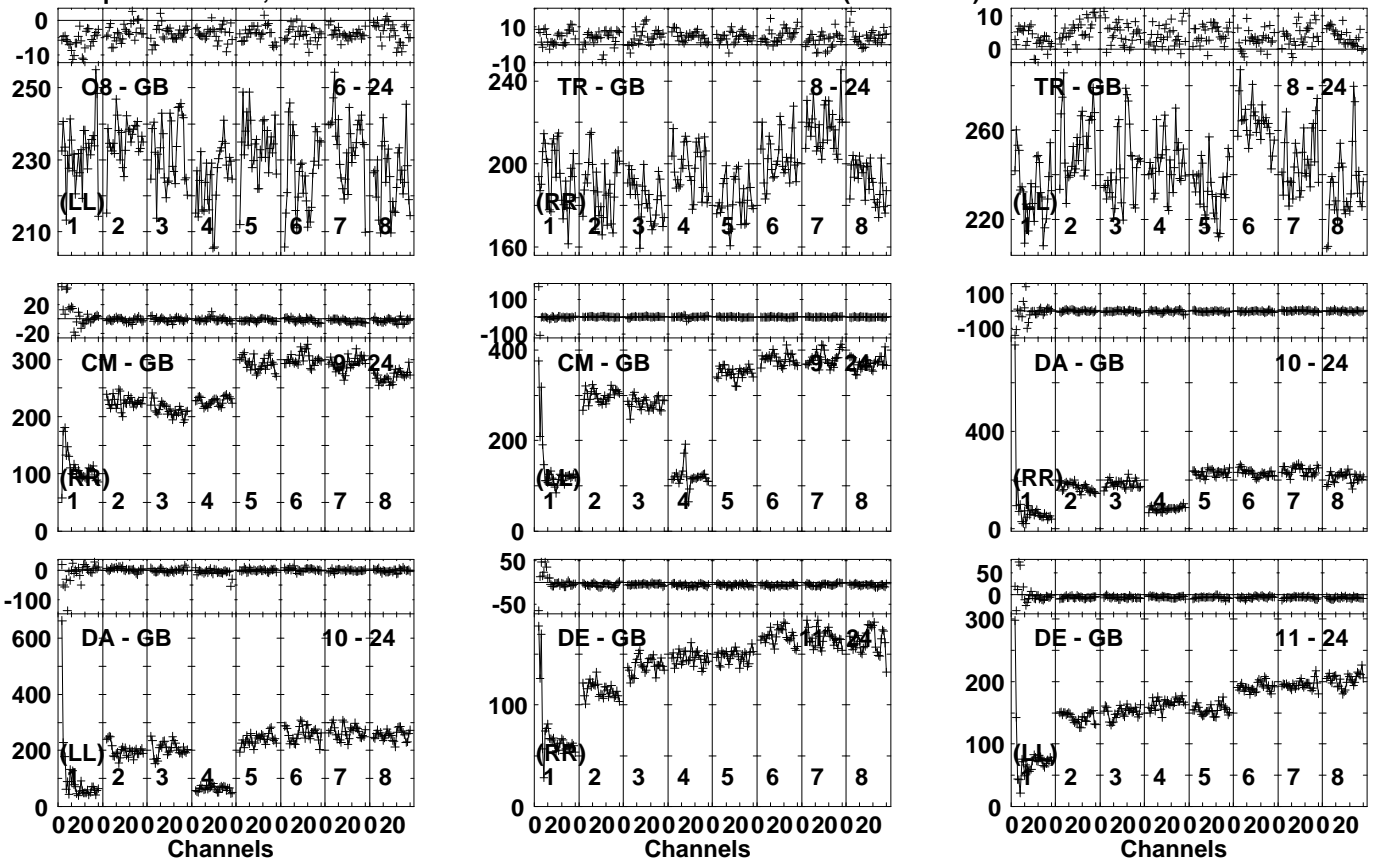
Lower frame: Milli Ampl Jy Top frame: Phas deg
Vector averaged cross-power spectrum Several baselines displayed
Timerange: 00/11:35:31 to 00/11:36:59

Plot file version 475 created 30-AUG-2023 08:45:06
 J1103+1158 GM081D 1.UVDATA.1
 Freq = 1.3435 GHz, Bw = 8.000 MH Calibrated with CL # 4 and BP # 1 (BP mode 1)



Lower frame: Milli Ampl Jy Top frame: Phas deg
 Vector averaged cross-power spectrum Several baselines displayed
 Timerange: 00/11:35:31 to 00/11:36:59

Plot file version 476 created 30-AUG-2023 08:45:06
 J1103+1158 GM081D 1.UVDATA.1
 Freq = 1.3435 GHz, Bw = 8.000 MH Calibrated with CL # 4 and BP # 1 (BP mode 1)

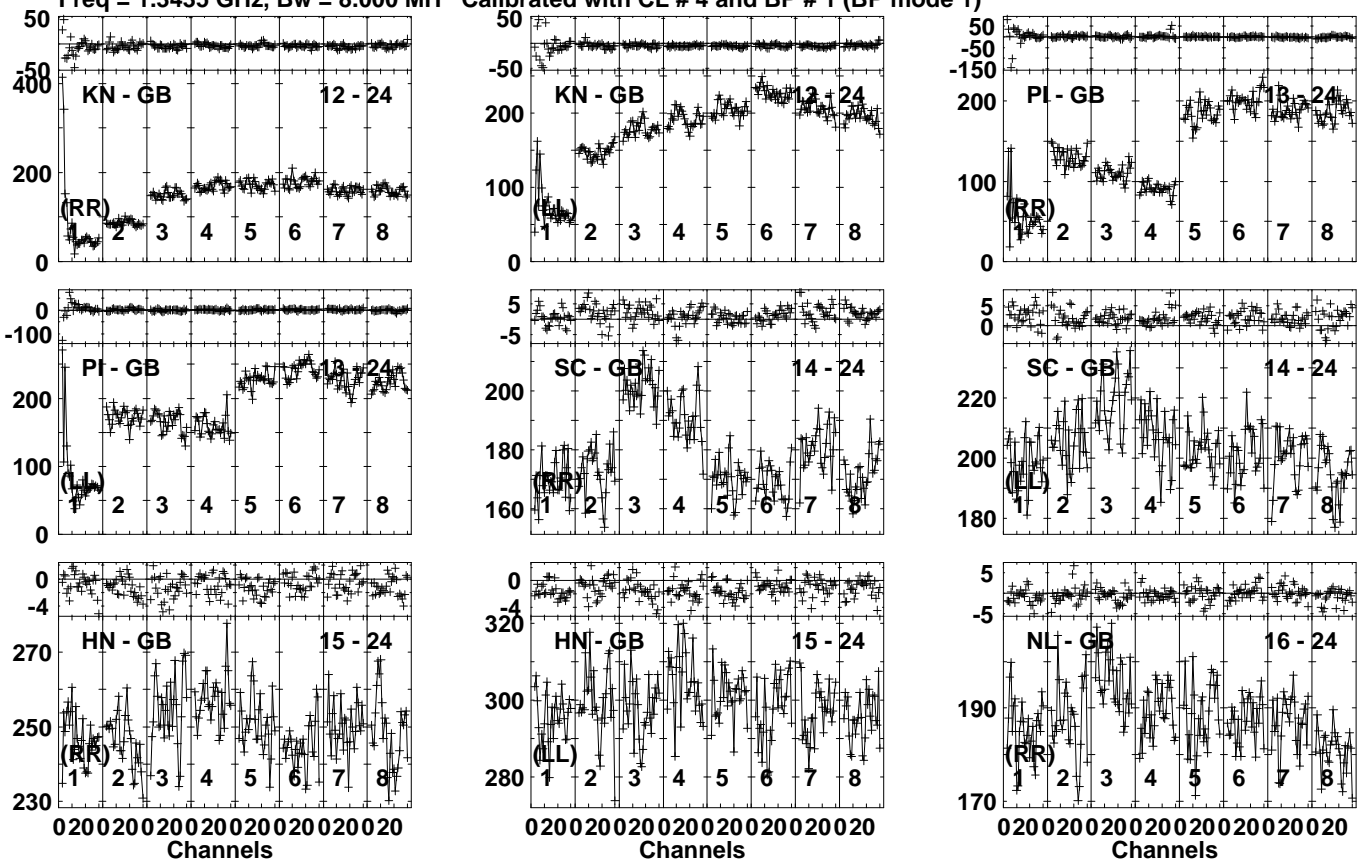


Lower frame: Milli Ampl Jy Top frame: Phas deg
 Vector averaged cross-power spectrum Several baselines displayed
 Timerange: 00/11:35:31 to 00/11:36:59

Plot file version 477 created 30-AUG-2023 08:45:07

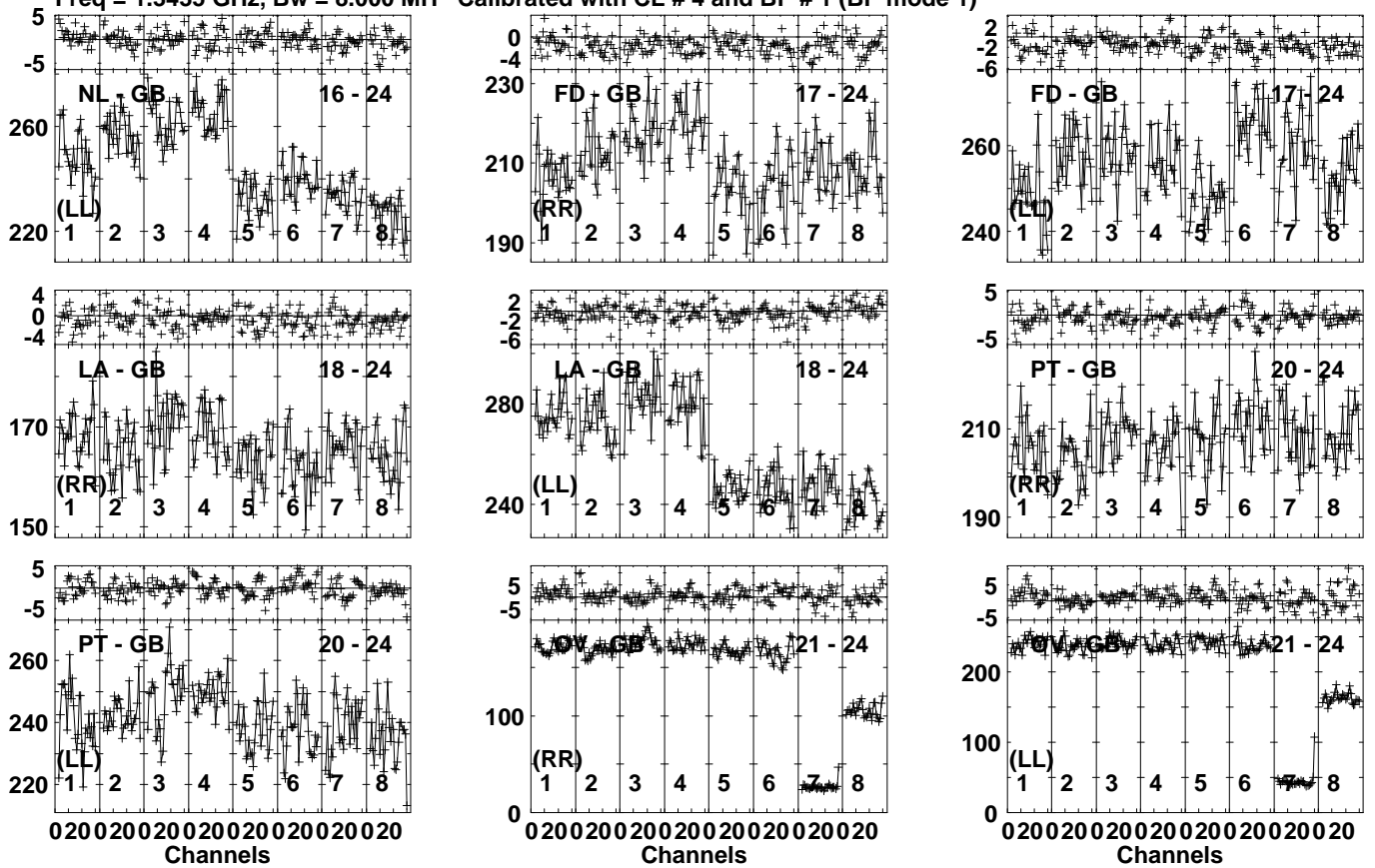
J1103+1158 GM081D 1.UVDATA.1

Freq = 1.3435 GHz, Bw = 8.000 MH Calibrated with CL # 4 and BP # 1 (BP mode 1)



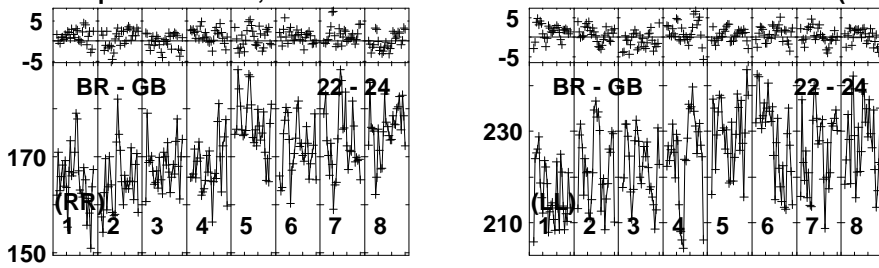
Lower frame: Milli Ampl Jy Top frame: Phas deg
Vector averaged cross-power spectrum Several baselines displayed
Timerange: 00/11:35:31 to 00/11:36:59

Plot file version 478 created 30-AUG-2023 08:45:08
 J1103+1158 GM081D 1.UVDATA.1
 Freq = 1.3435 GHz, Bw = 8.000 MH Calibrated with CL # 4 and BP # 1 (BP mode 1)



Lower frame: Milli Ampl Jy Top frame: Phas deg
 Vector averaged cross-power spectrum Several baselines displayed
 Timerange: 00/11:35:31 to 00/11:36:59

Plot file version 479 created 30-AUG-2023 08:45:08
J1103+1158 GM081D 1.UVDATA.1
Freq = 1.3435 GHz, Bw = 8.000 MH Calibrated with CL # 4 and BP # 1 (BP mode 1)

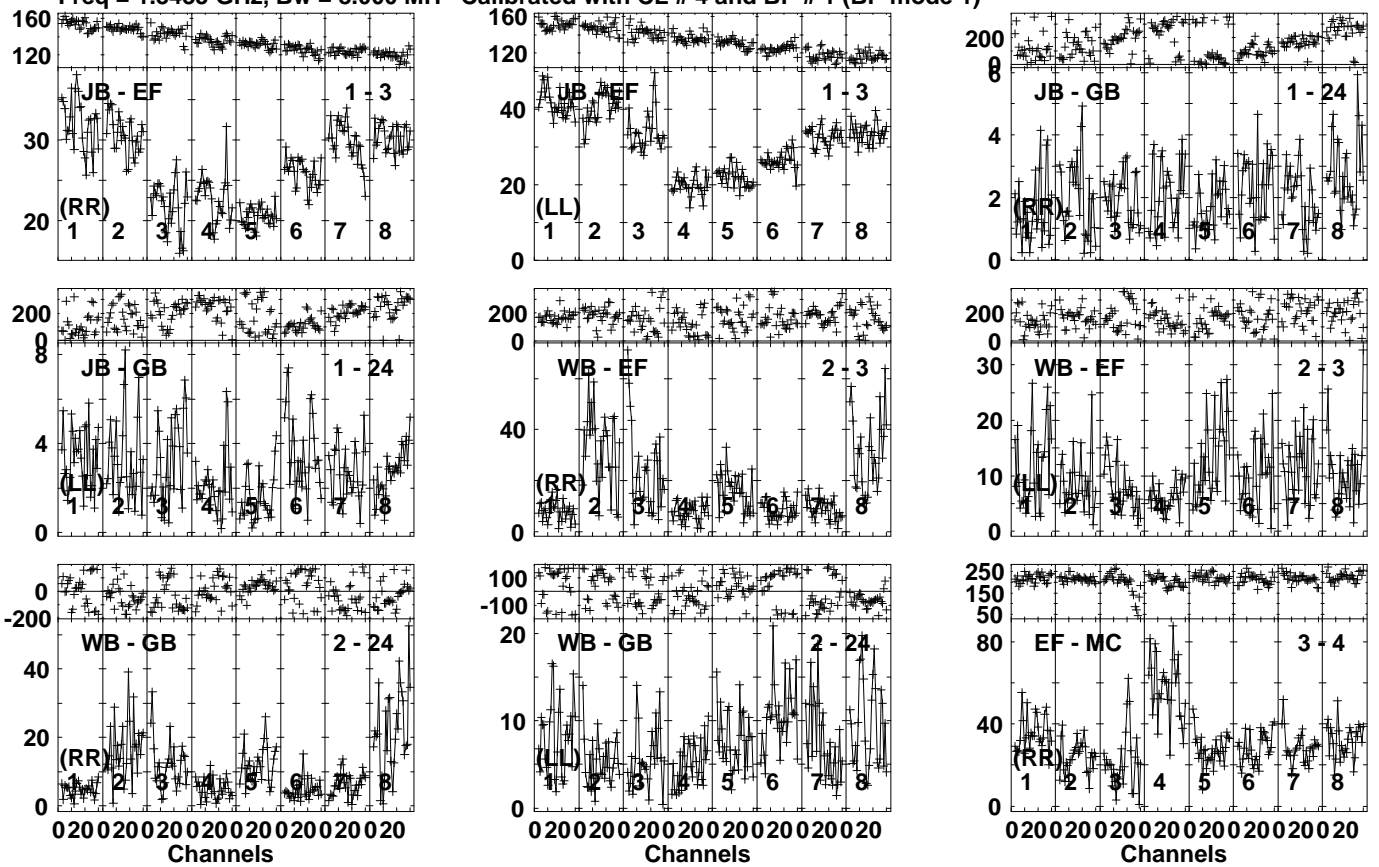


Lower frame: Milli Ampl Jy Top frame: Phas deg
Vector averaged cross-power spectrum Several baselines displayed
Timerange: 00/11:35:31 to 00/11:36:59

Plot file version 480 created 30-AUG-2023 08:45:09

J1100+1002 GM081D 1.UVDATA.1

Freq = 1.3435 GHz, Bw = 8.000 MH Calibrated with CL # 4 and BP # 1 (BP mode 1)

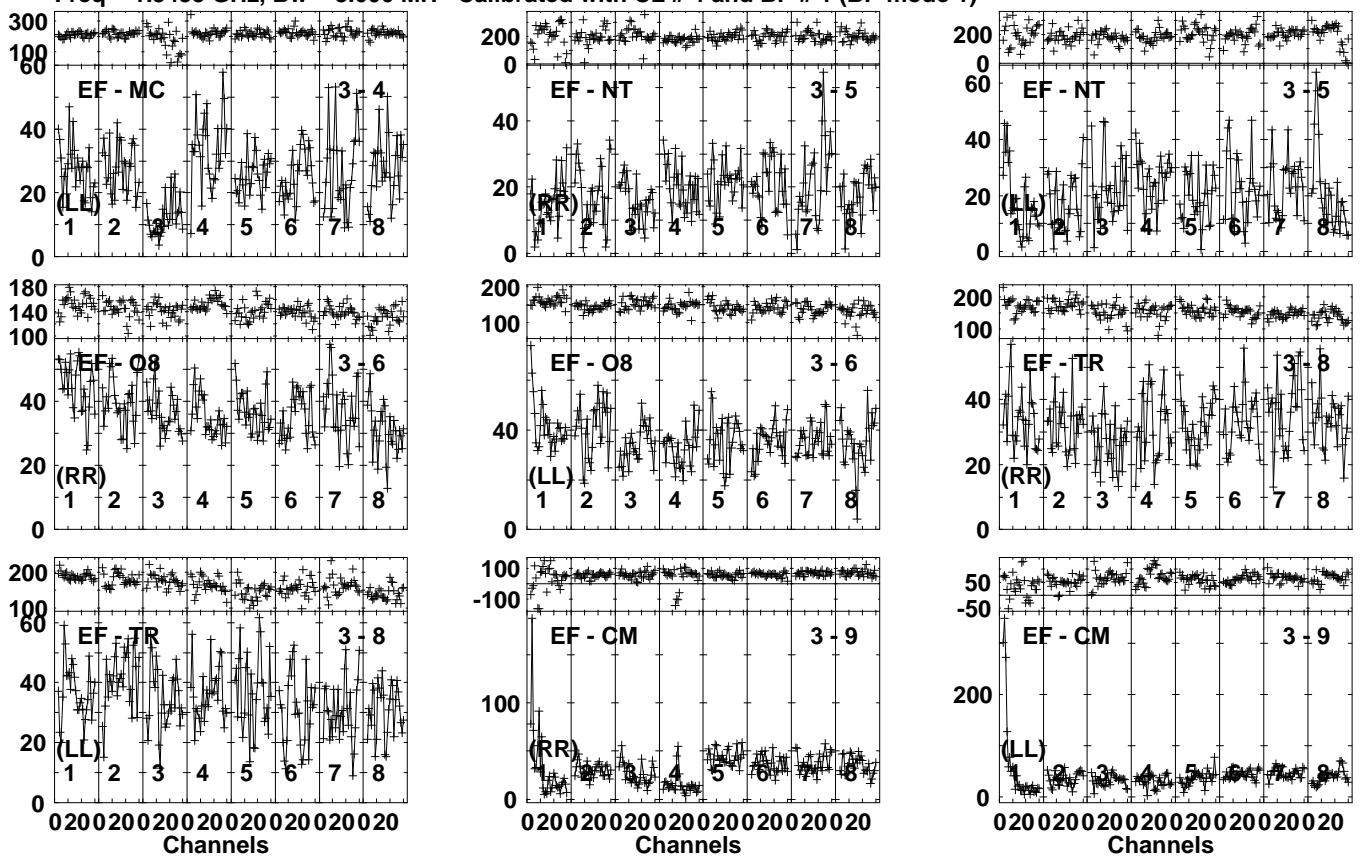


Lower frame: Milli Ampl Jy Top frame: Phas deg
Vector averaged cross-power spectrum Several baselines displayed
Timerange: 00/11:37:01 to 00/11:41:59

Plot file version 481 created 30-AUG-2023 08:45:09

J1100+1002 GM081D 1.UVDATA.1

Freq = 1.3435 GHz, Bw = 8.000 MH Calibrated with CL # 4 and BP # 1 (BP mode 1)

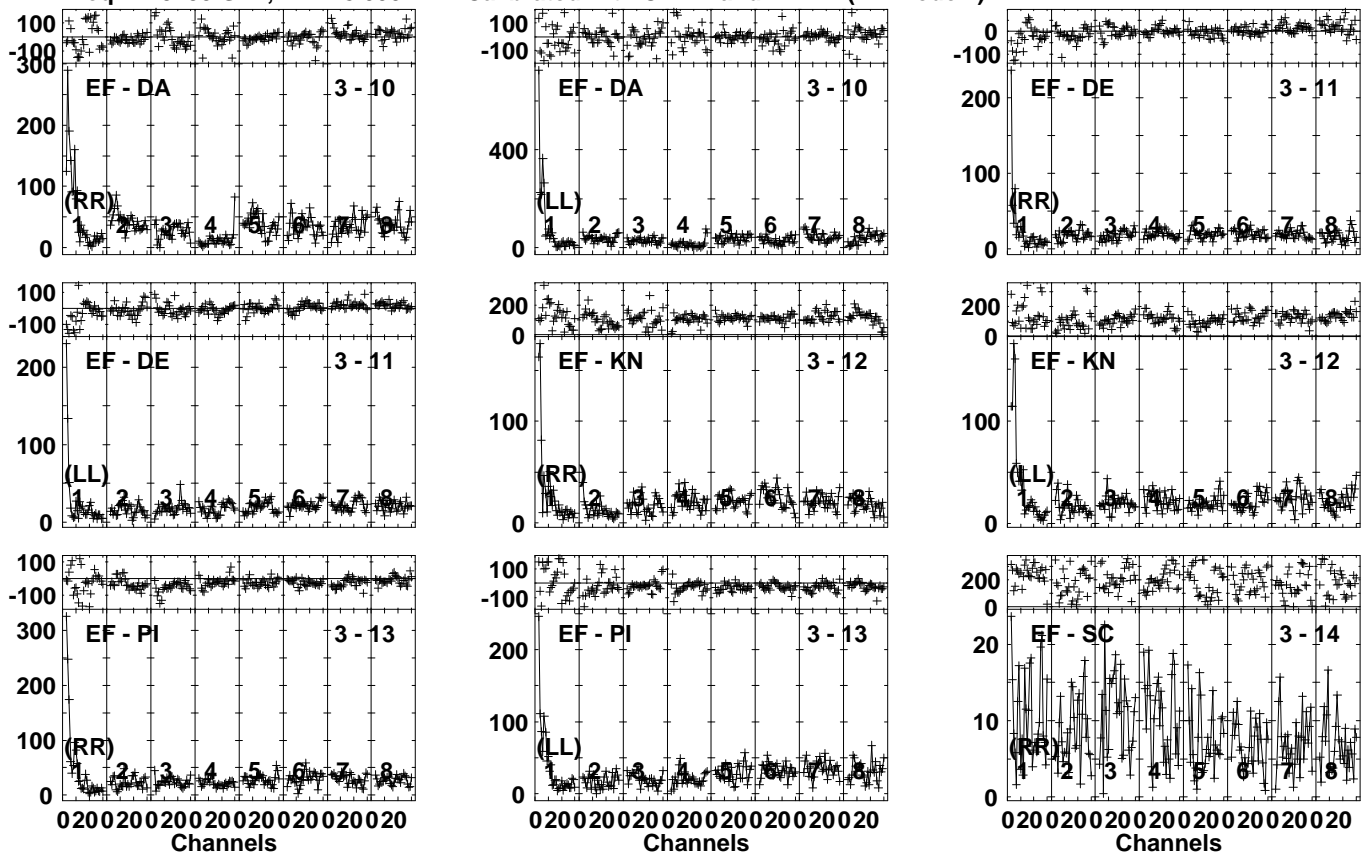


Lower frame: Milli Ampl Jy Top frame: Phas deg
Vector averaged cross-power spectrum Several baselines displayed
Timerange: 00/11:37:01 to 00/11:41:59

Plot file version 482 created 30-AUG-2023 08:45:10

J1100+1002 GM081D 1.UVDATA.1

Freq = 1.3435 GHz, Bw = 8.000 MH Calibrated with CL # 4 and BP # 1 (BP mode 1)

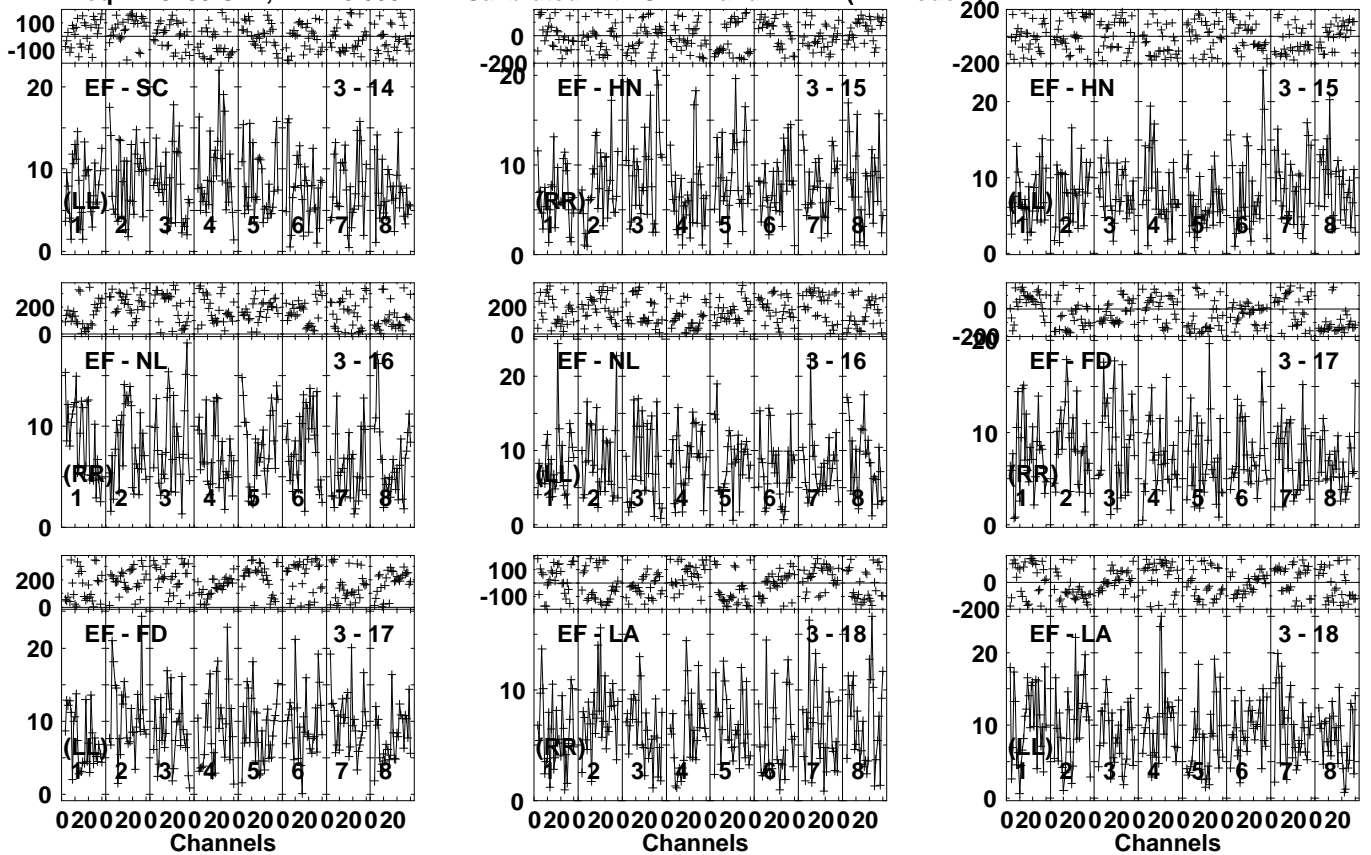


Lower frame: Milli Ampl Jy Top frame: Phas deg
Vector averaged cross-power spectrum Several baselines displayed
Timerange: 00/11:37:01 to 00/11:41:59

Plot file version 483 created 30-AUG-2023 08:45:11

J1100+1002 GM081D 1.UVDATA.1

Freq = 1.3435 GHz, Bw = 8.000 MH Calibrated with CL # 4 and BP # 1 (BP mode 1)

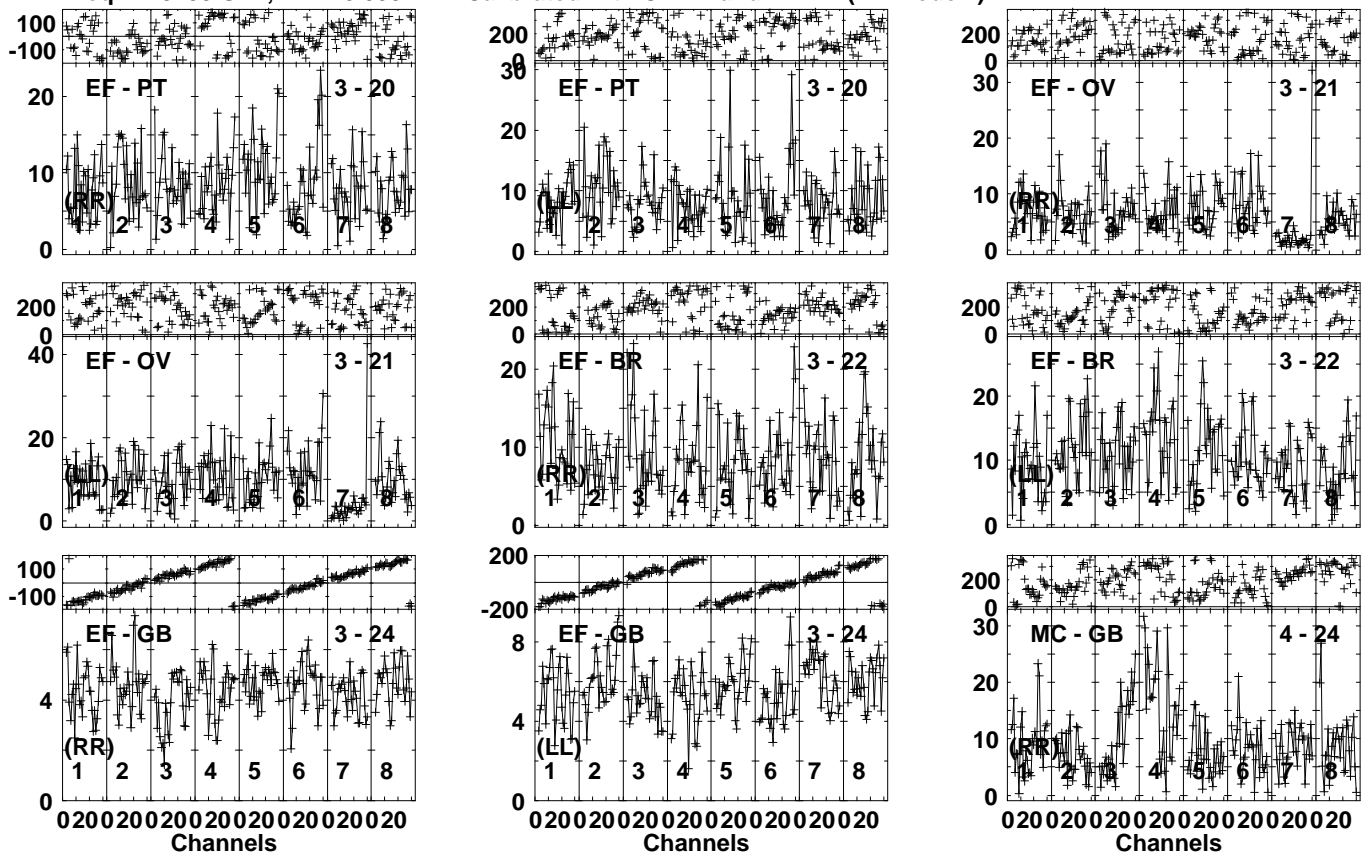


Lower frame: Milli Ampl Jy Top frame: Phas deg
Vector averaged cross-power spectrum Several baselines displayed
Timerange: 00/11:37:01 to 00/11:41:59

Plot file version 484 created 30-AUG-2023 08:45:12

J1100+1002 GM081D 1.UVDATA.1

Freq = 1.3435 GHz, Bw = 8.000 MH Calibrated with CL # 4 and BP # 1 (BP mode 1)



Lower frame: Milli Ampl Jy Top frame: Phas deg

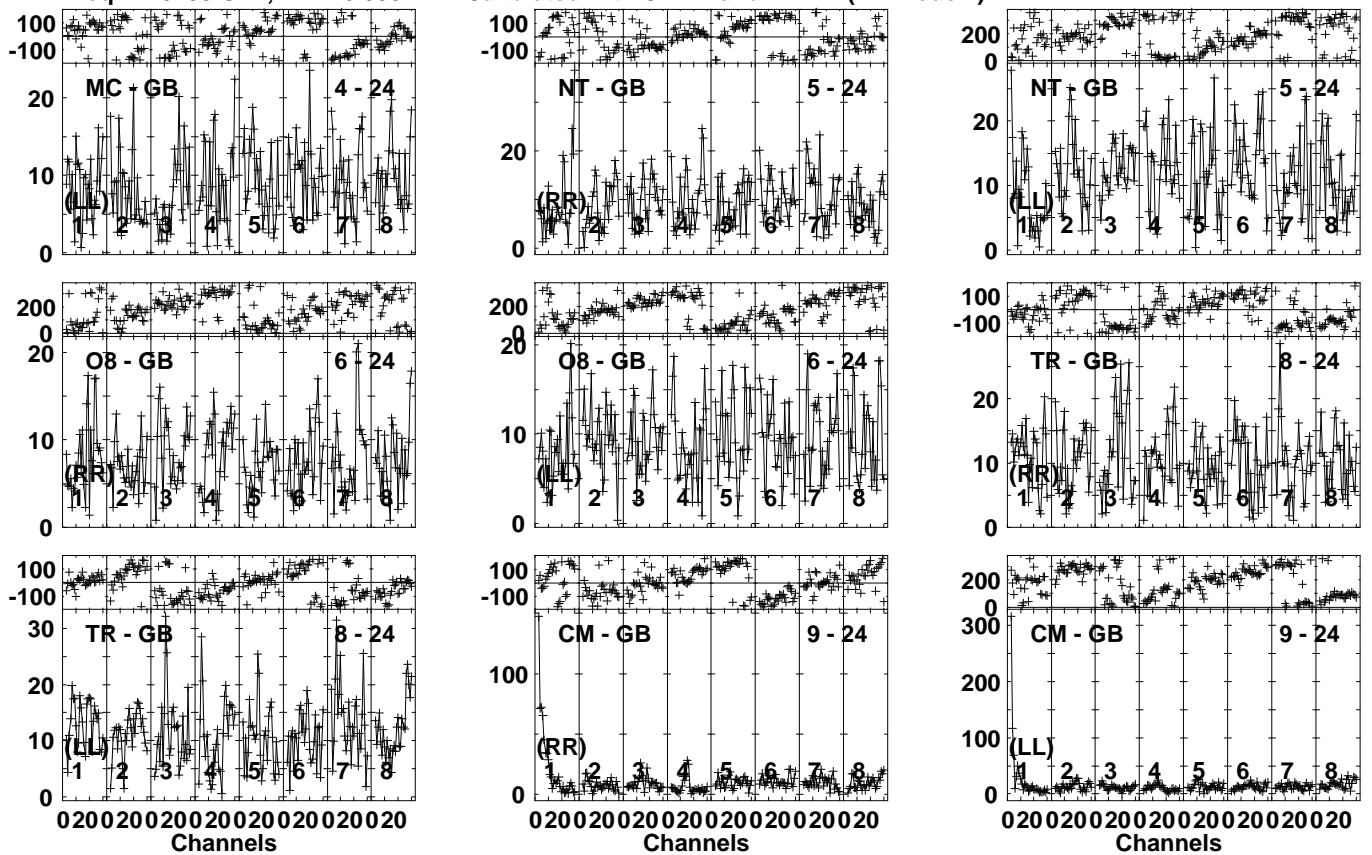
Vector averaged cross-power spectrum Several baselines displayed

Timerange: 00/11:37:01 to 00/11:41:59

Plot file version 485 created 30-AUG-2023 08:45:12

J1100+1002 GM081D 1.UVDATA.1

Freq = 1.3435 GHz, Bw = 8.000 MH Calibrated with CL # 4 and BP # 1 (BP mode 1)

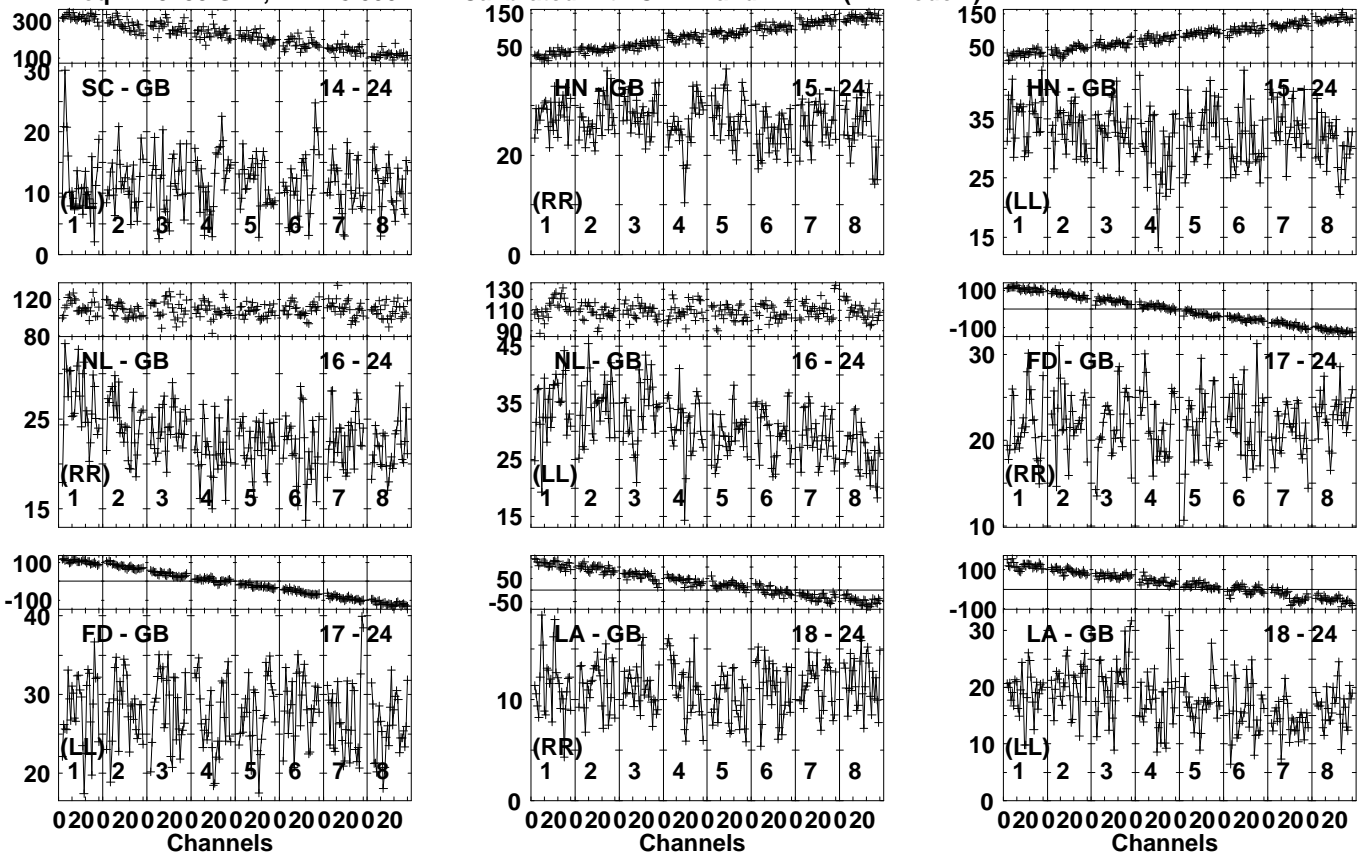


Lower frame: Milli Ampl Jy Top frame: Phas deg
Vector averaged cross-power spectrum Several baselines displayed
Timerange: 00/11:37:01 to 00/11:41:59

Plot file version 487 created 30-AUG-2023 08:45:14

J1100+1002 GM081D 1.UVDATA.1

Freq = 1.3435 GHz, Bw = 8.000 MH Calibrated with CL # 4 and BP # 1 (BP mode 1)

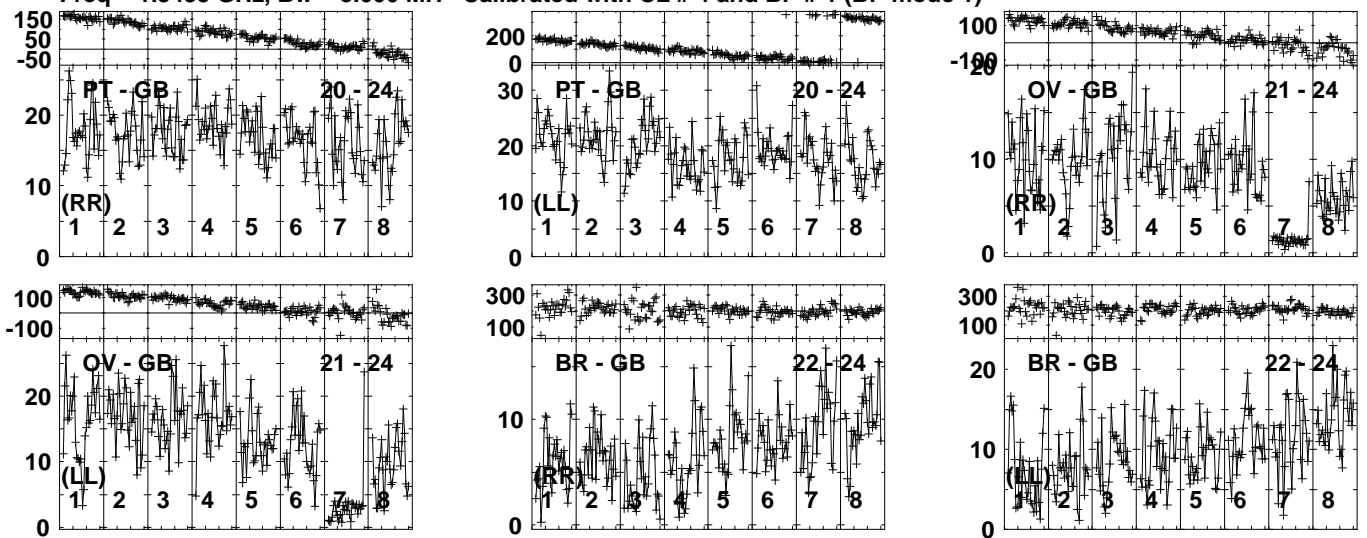


Lower frame: Milli Ampl Jy Top frame: Phas deg
Vector averaged cross-power spectrum Several baselines displayed
Timerange: 00/11:37:01 to 00/11:41:59

Plot file version 488 created 30-AUG-2023 08:45:15

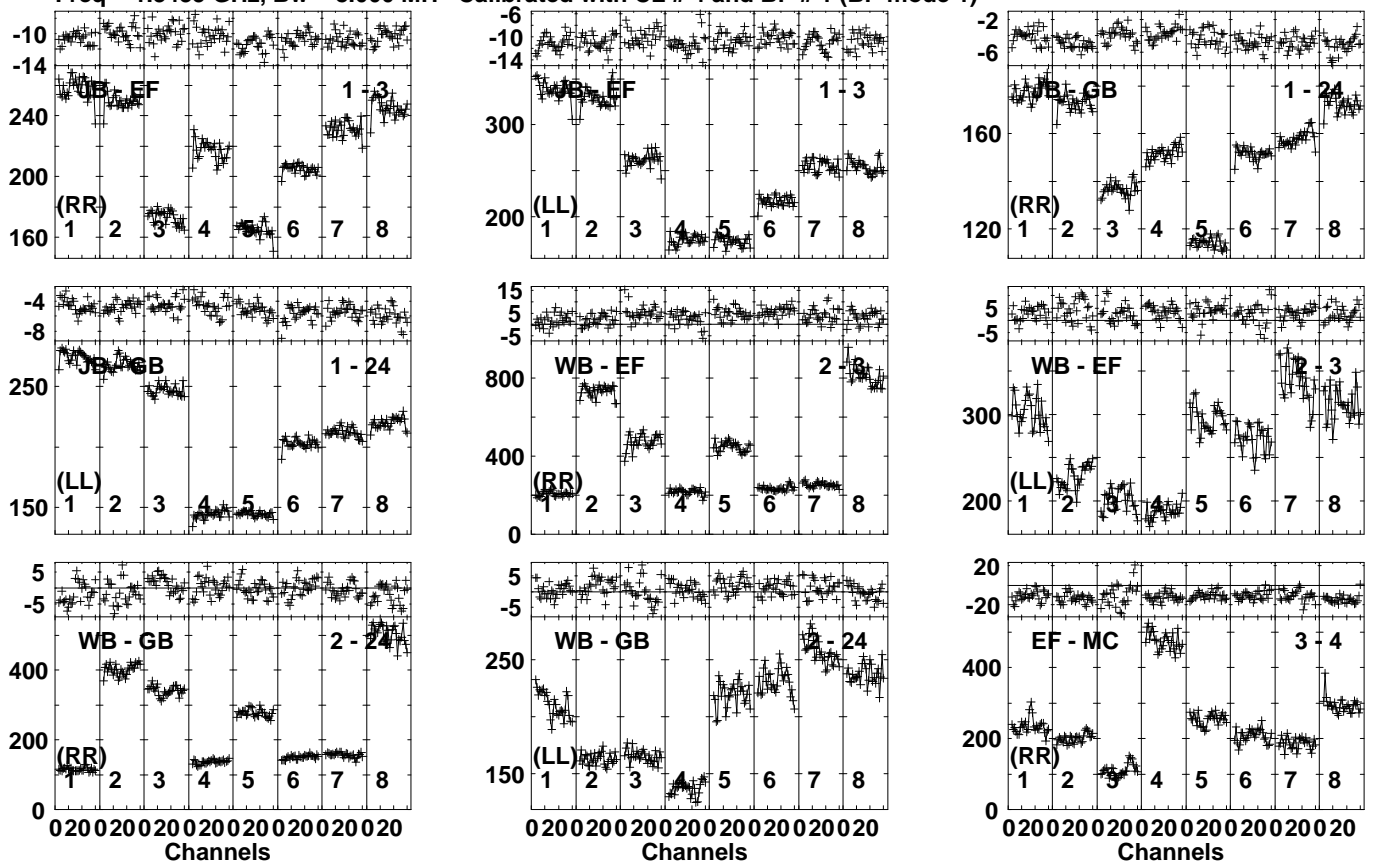
J1100+1002 GM081D 1.UVDATA.1

Freq = 1.3435 GHz, Bw = 8.000 MH Calibrated with CL # 4 and BP # 1 (BP mode 1)



Lower frame: Milli Ampl Jy Top frame: Phas deg
Vector averaged cross-power spectrum Several baselines displayed
Timerange: 00/11:37:01 to 00/11:41:59

Plot file version 489 created 30-AUG-2023 08:45:15
 J1103+1158 GM081D 1.UVDATA.1
 Freq = 1.3435 GHz, Bw = 8.000 MH Calibrated with CL # 4 and BP # 1 (BP mode 1)

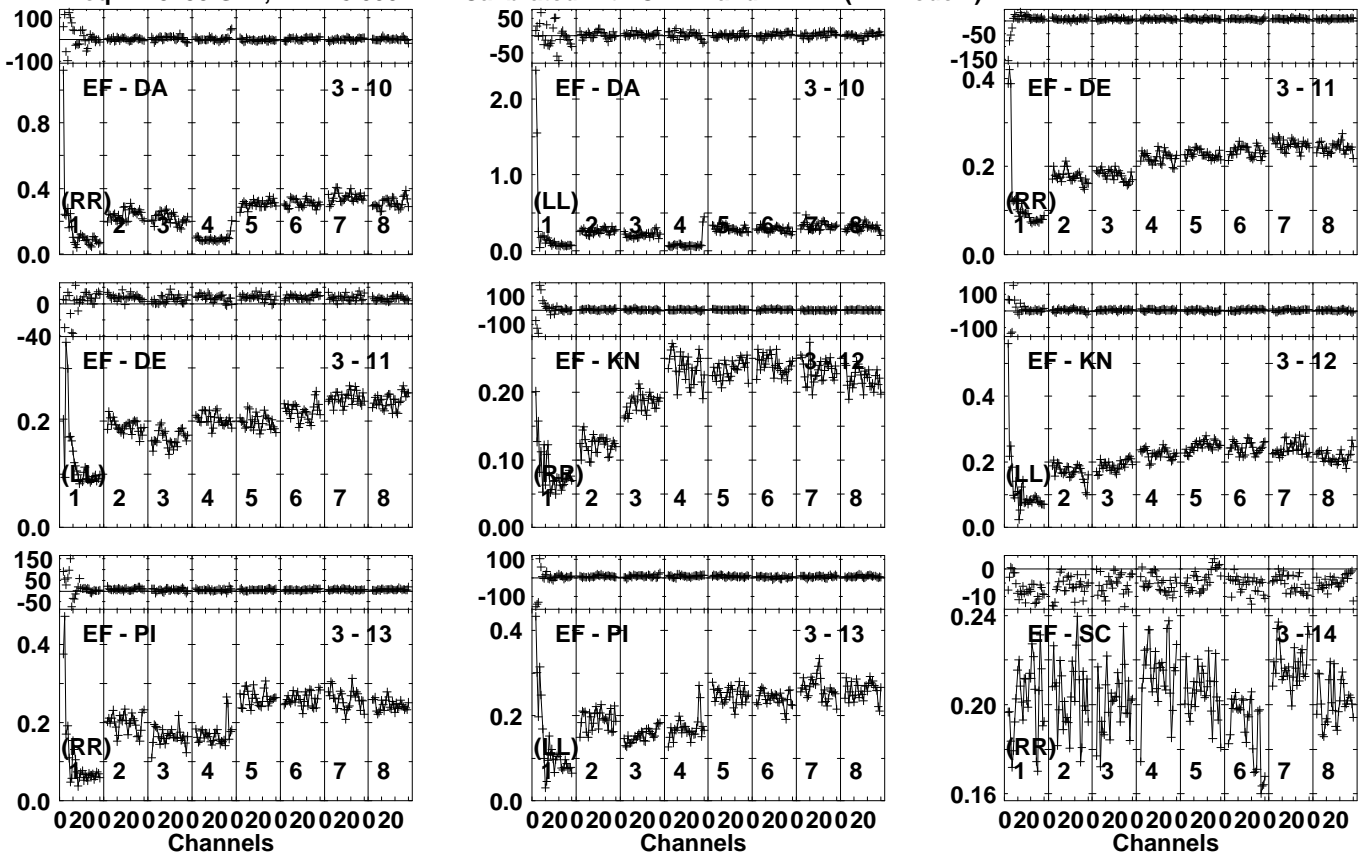


Lower frame: Milli Ampl Jy Top frame: Phas deg
 Vector averaged cross-power spectrum Several baselines displayed
 Timerange: 00/11:42:01 to 00/11:43:59

Plot file version 491 created 30-AUG-2023 08:45:17

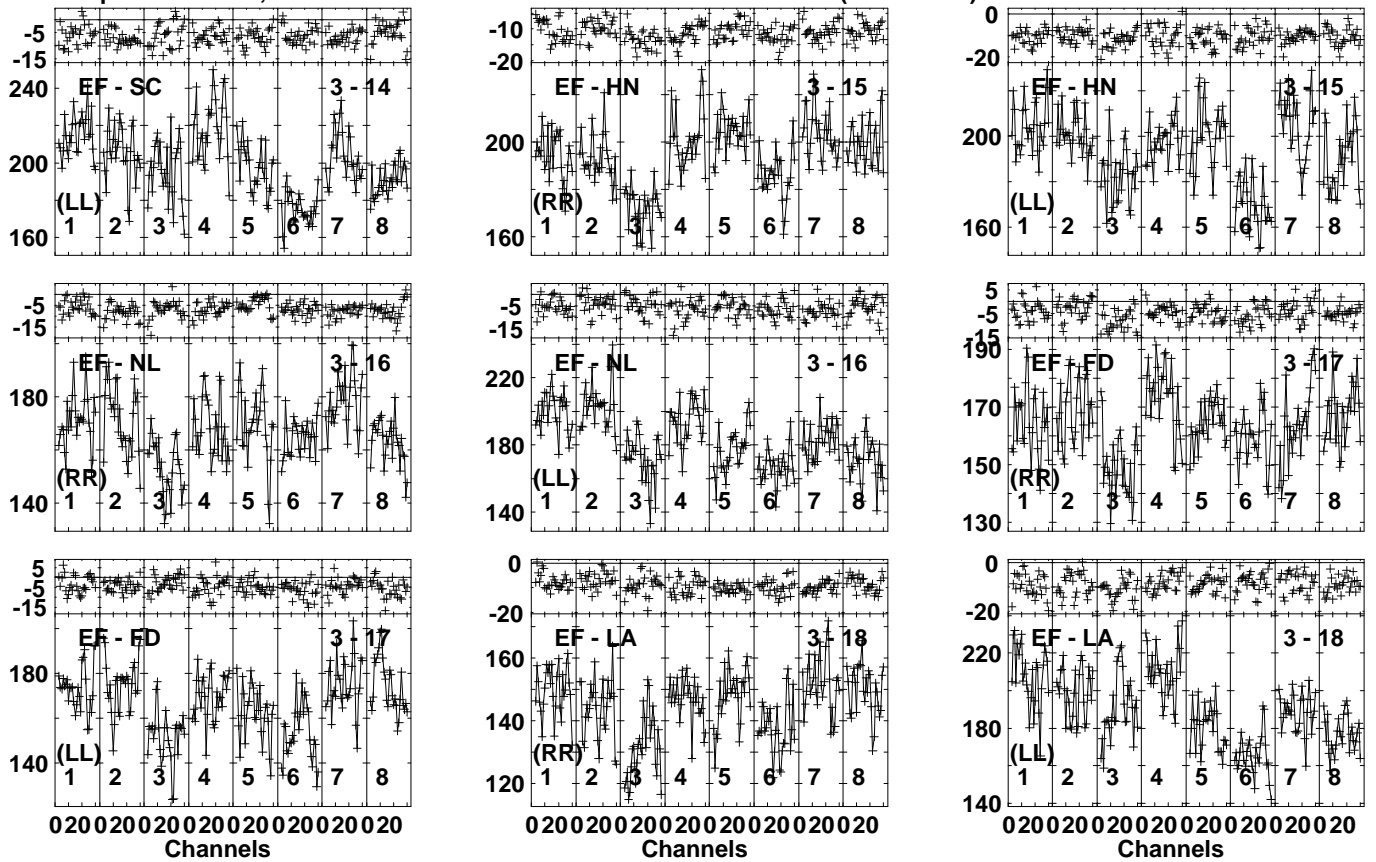
J1103+1158 GM081D 1.UVDATA.1

Freq = 1.3435 GHz, Bw = 8.000 MH Calibrated with CL # 4 and BP # 1 (BP mode 1)



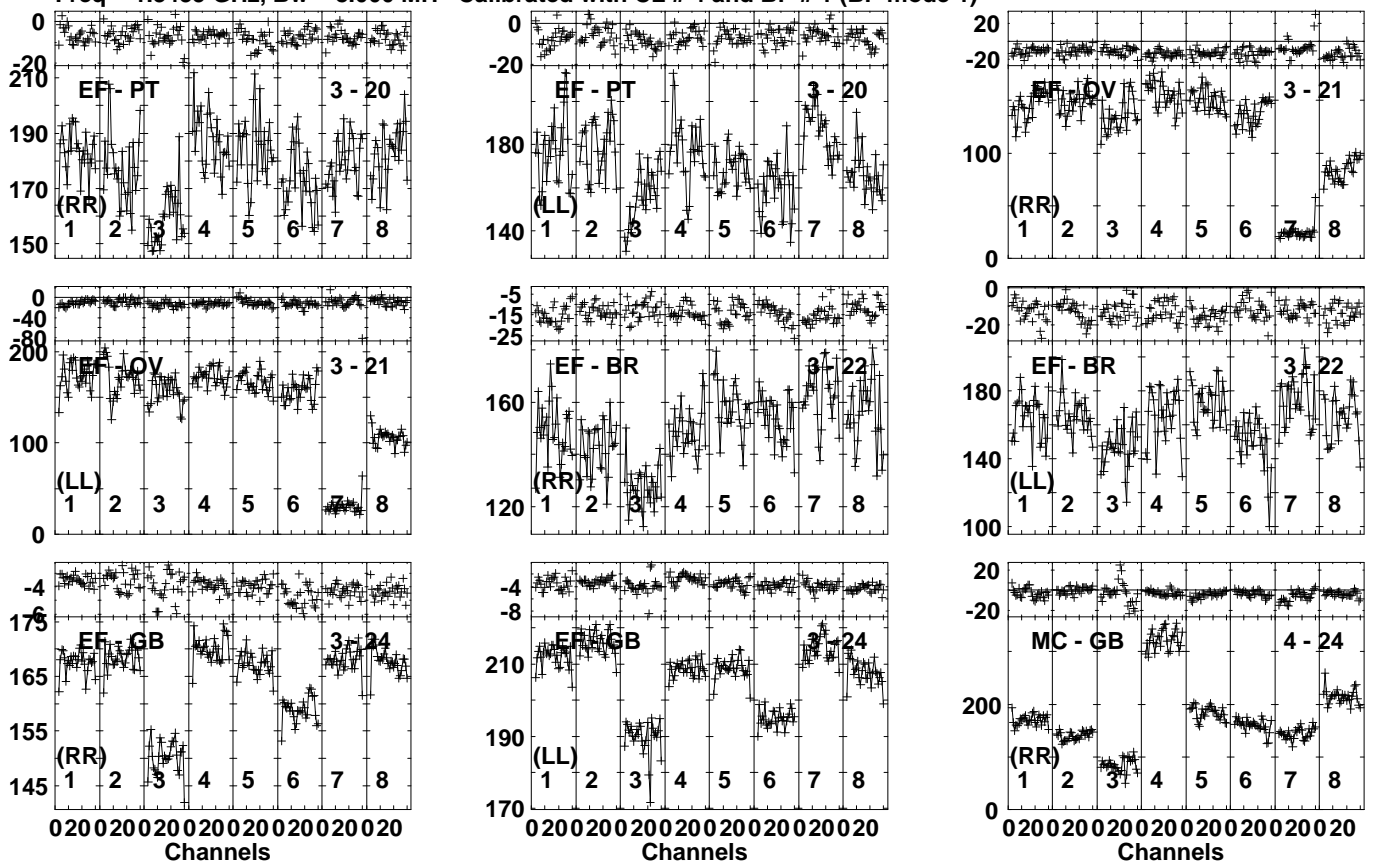
Lower frame: Ampl Jy Top frame: Phas deg
Vector averaged cross-power spectrum Several baselines displayed
Timerange: 00/11:42:01 to 00/11:43:59

Plot file version 492 created 30-AUG-2023 08:45:17
 J1103+1158 GM081D 1.UVDATA.1
 Freq = 1.3435 GHz, Bw = 8.000 MH Calibrated with CL # 4 and BP # 1 (BP mode 1)



Lower frame: Milli Ampl Jy Top frame: Phas deg
 Vector averaged cross-power spectrum Several baselines displayed
 Timerange: 00/11:42:01 to 00/11:43:59

Plot file version 493 created 30-AUG-2023 08:45:18
 J1103+1158 GM081D 1.UVDATA.1
 Freq = 1.3435 GHz, Bw = 8.000 MH Calibrated with CL # 4 and BP # 1 (BP mode 1)

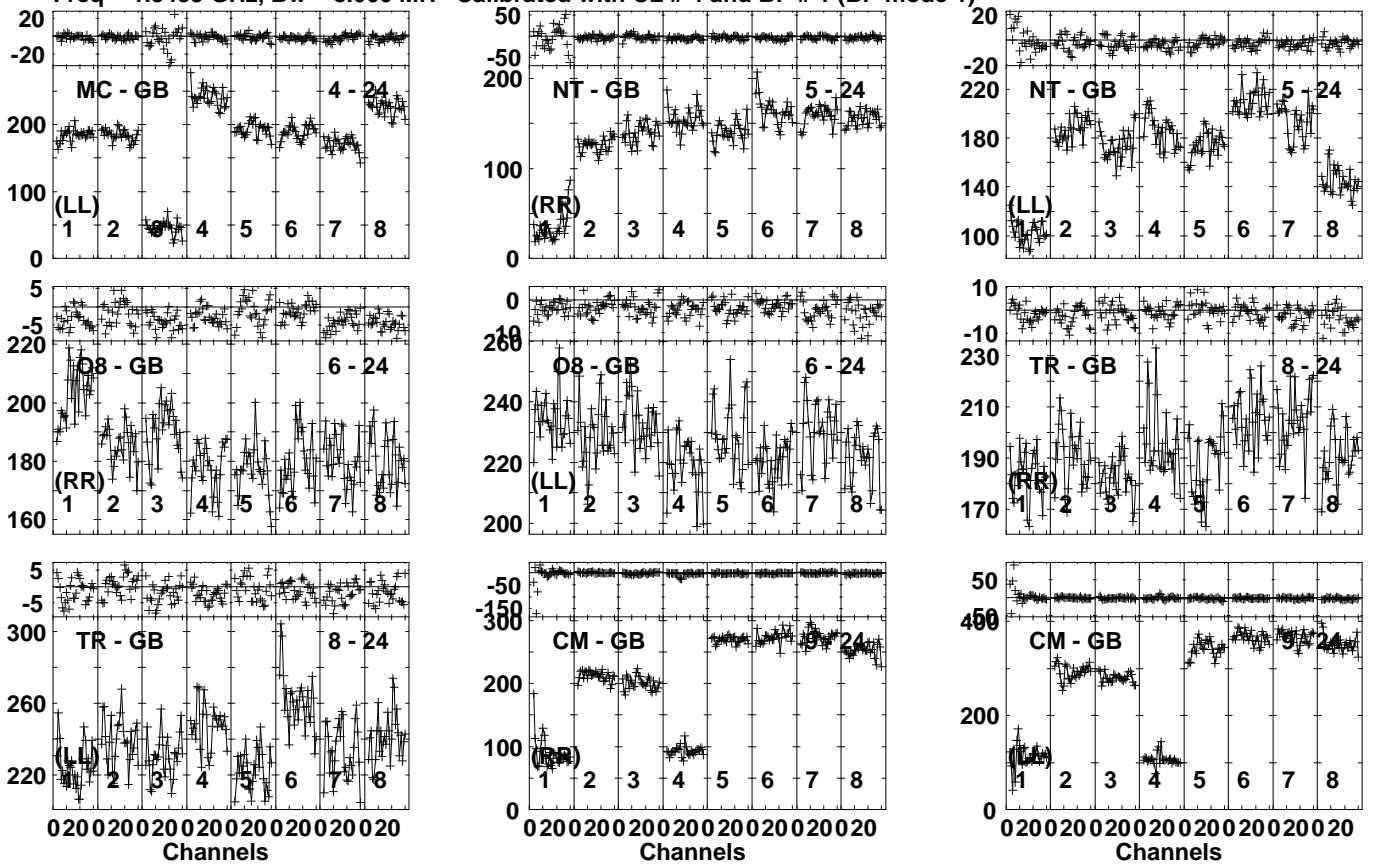


Lower frame: Milli Ampl Jy Top frame: Phas deg
 Vector averaged cross-power spectrum Several baselines displayed
 Timerange: 00/11:42:01 to 00/11:43:59

Plot file version 494 created 30-AUG-2023 08:45:19

J1103+1158 GM081D 1.UVDATA.1

Freq = 1.3435 GHz, Bw = 8.000 MH Calibrated with CL # 4 and BP # 1 (BP mode 1)

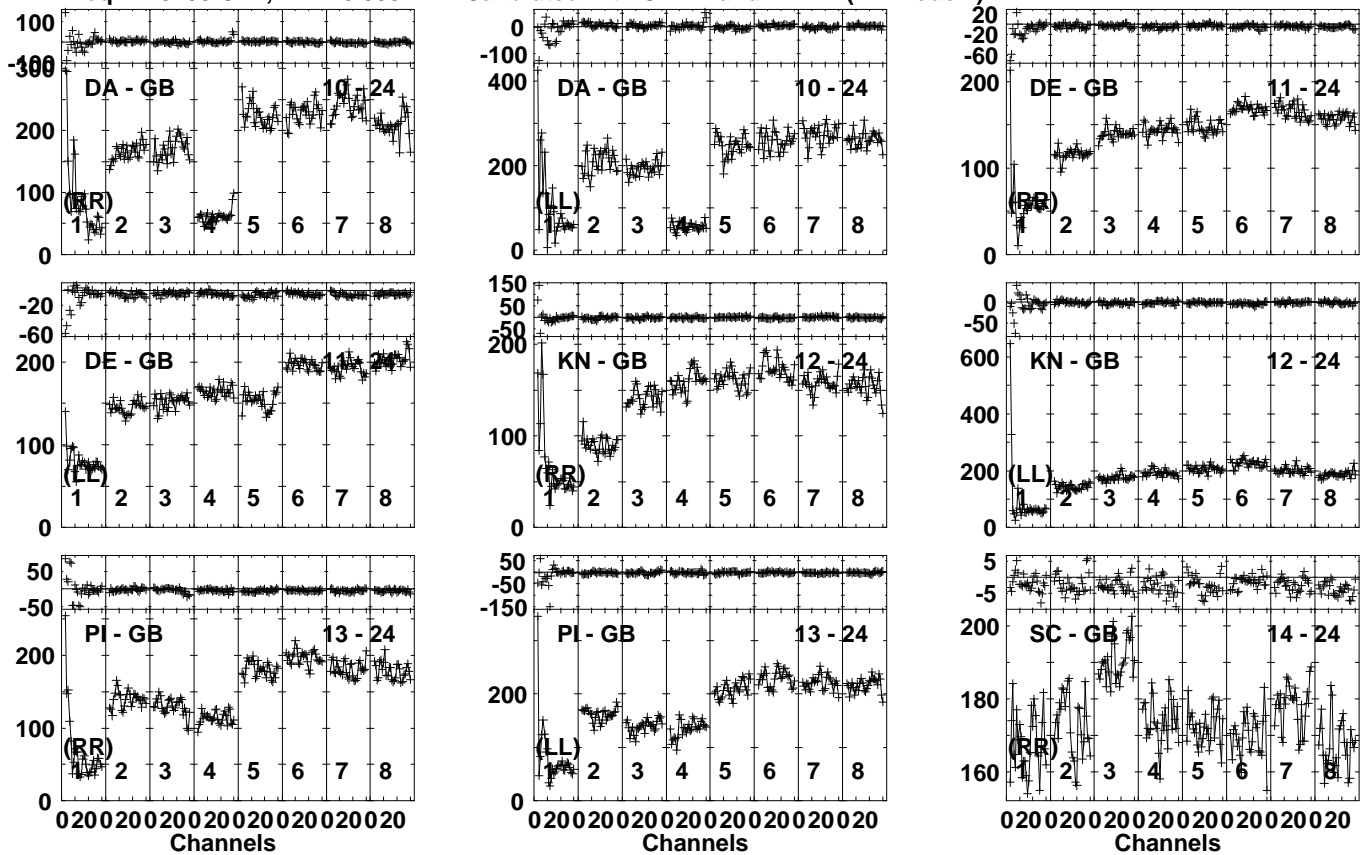


Lower frame: Milli Ampl Jy Top frame: Phas deg
Vector averaged cross-power spectrum Several baselines displayed
Timerange: 00/11:42:01 to 00/11:43:59

Plot file version 495 created 30-AUG-2023 08:45:19

J1103+1158 GM081D 1.UVDATA.1

Freq = 1.3435 GHz, Bw = 8.000 MH Calibrated with CL # 4 and BP # 1 (BP mode 1)

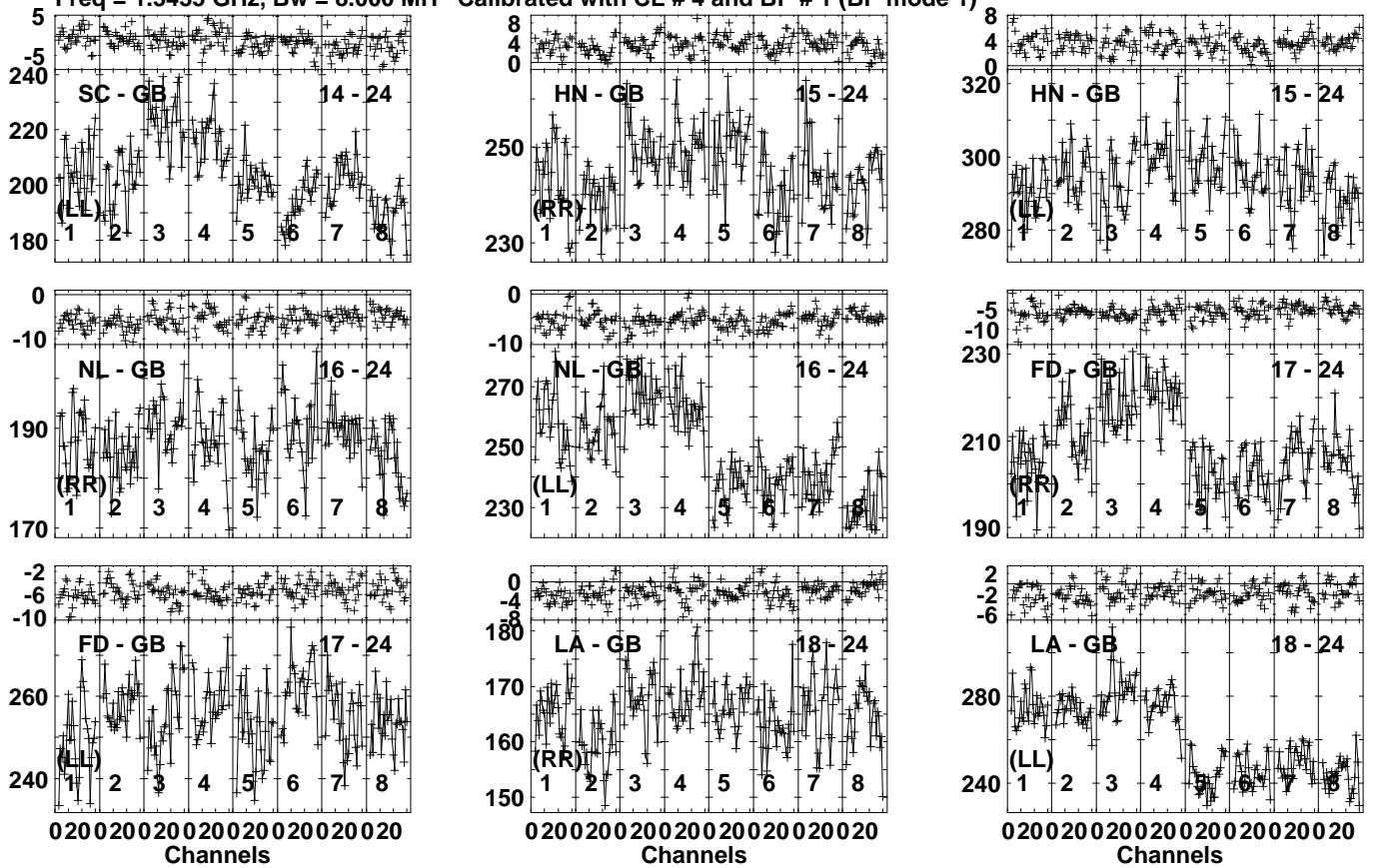


Lower frame: Milli Ampl Jy Top frame: Phas deg
Vector averaged cross-power spectrum Several baselines displayed
Timerange: 00/11:42:01 to 00/11:43:59

Plot file version 496 created 30-AUG-2023 08:45:20

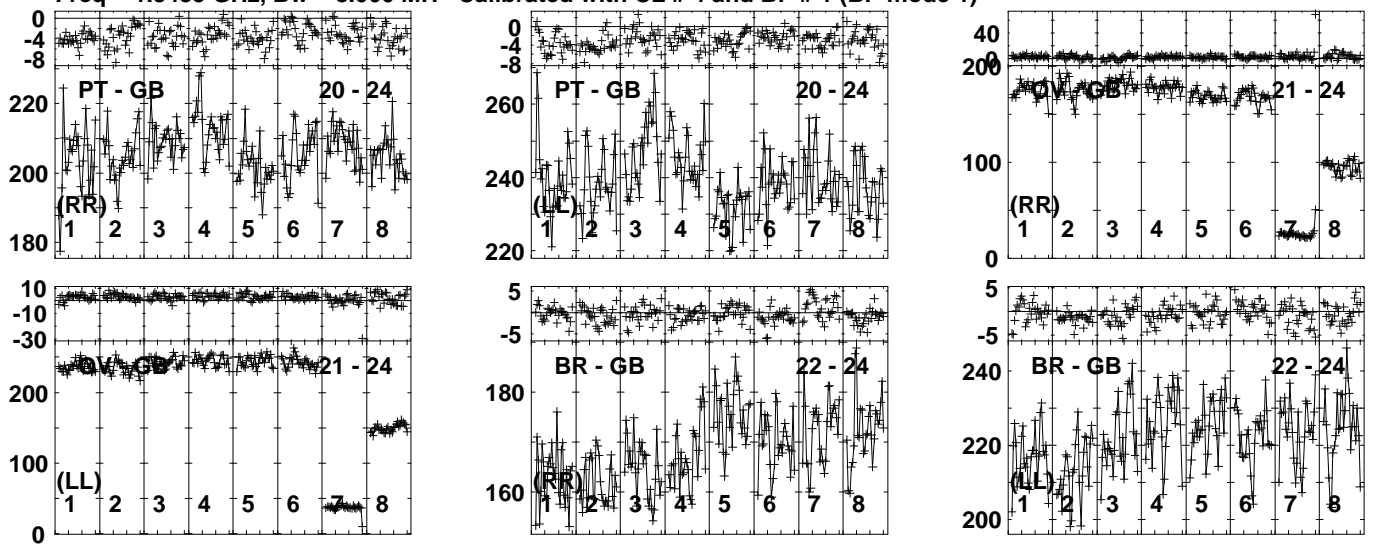
J1103+1158 GM081D 1.UVDATA.1

Freq = 1.3435 GHz, Bw = 8.000 MH Calibrated with CL # 4 and BP # 1 (BP mode 1)



Lower frame: Milli Ampl Jy Top frame: Phas deg
Vector averaged cross-power spectrum Several baselines displayed
Timerange: 00/11:42:01 to 00/11:43:59

Plot file version 497 created 30-AUG-2023 08:45:21
 J1103+1158 GM081D 1.UVDATA.1
 Freq = 1.3435 GHz, Bw = 8.000 MH Calibrated with CL # 4 and BP # 1 (BP mode 1)

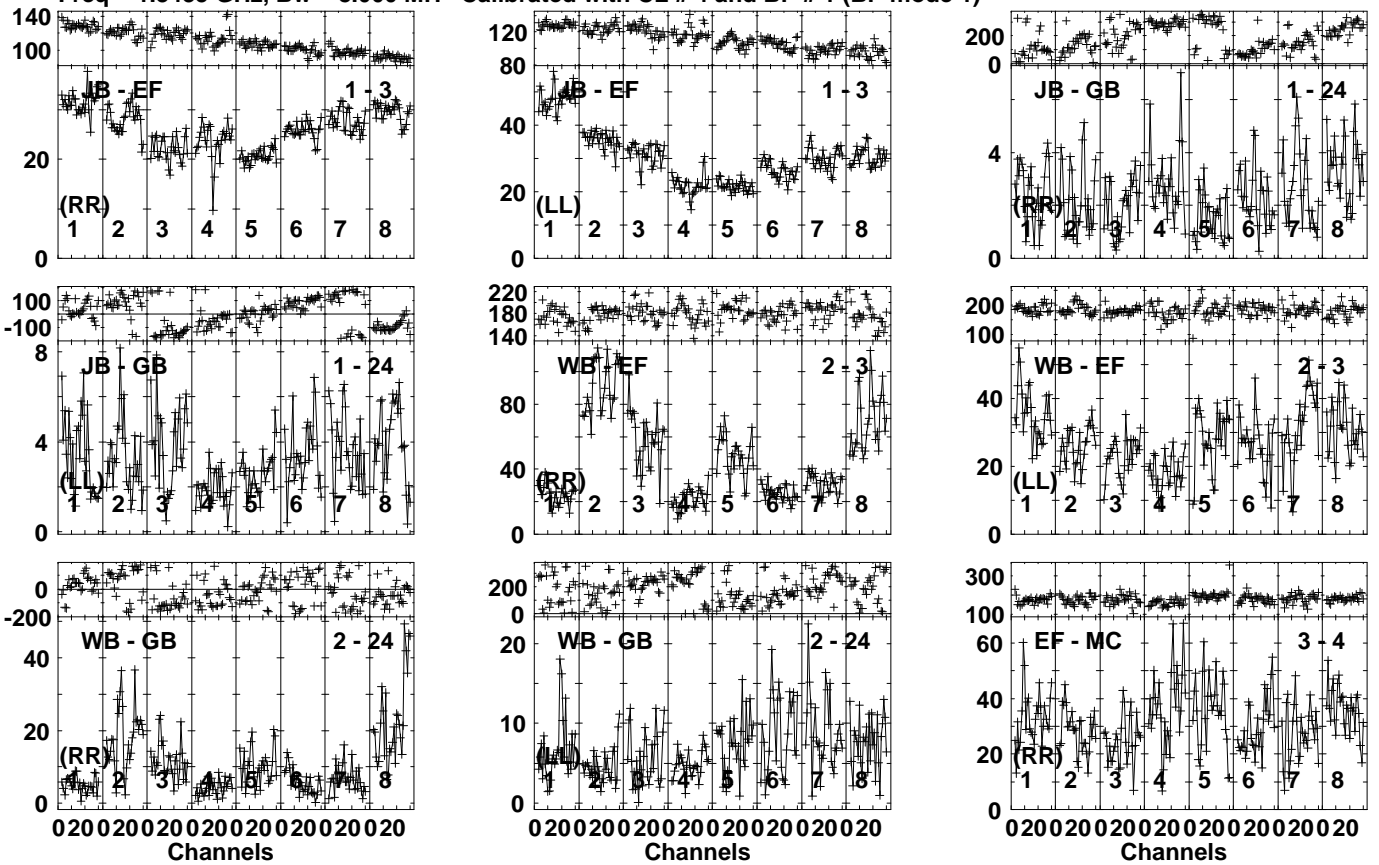


Lower frame: Milli Ampl Jy Top frame: Phas deg
 Vector averaged cross-power spectrum Several baselines displayed
 Timerange: 00/11:42:01 to 00/11:43:59

Plot file version 498 created 30-AUG-2023 08:45:21

J1100+1002 GM081D 1.UVDATA.1

Freq = 1.3435 GHz, Bw = 8.000 MH Calibrated with CL # 4 and BP # 1 (BP mode 1)

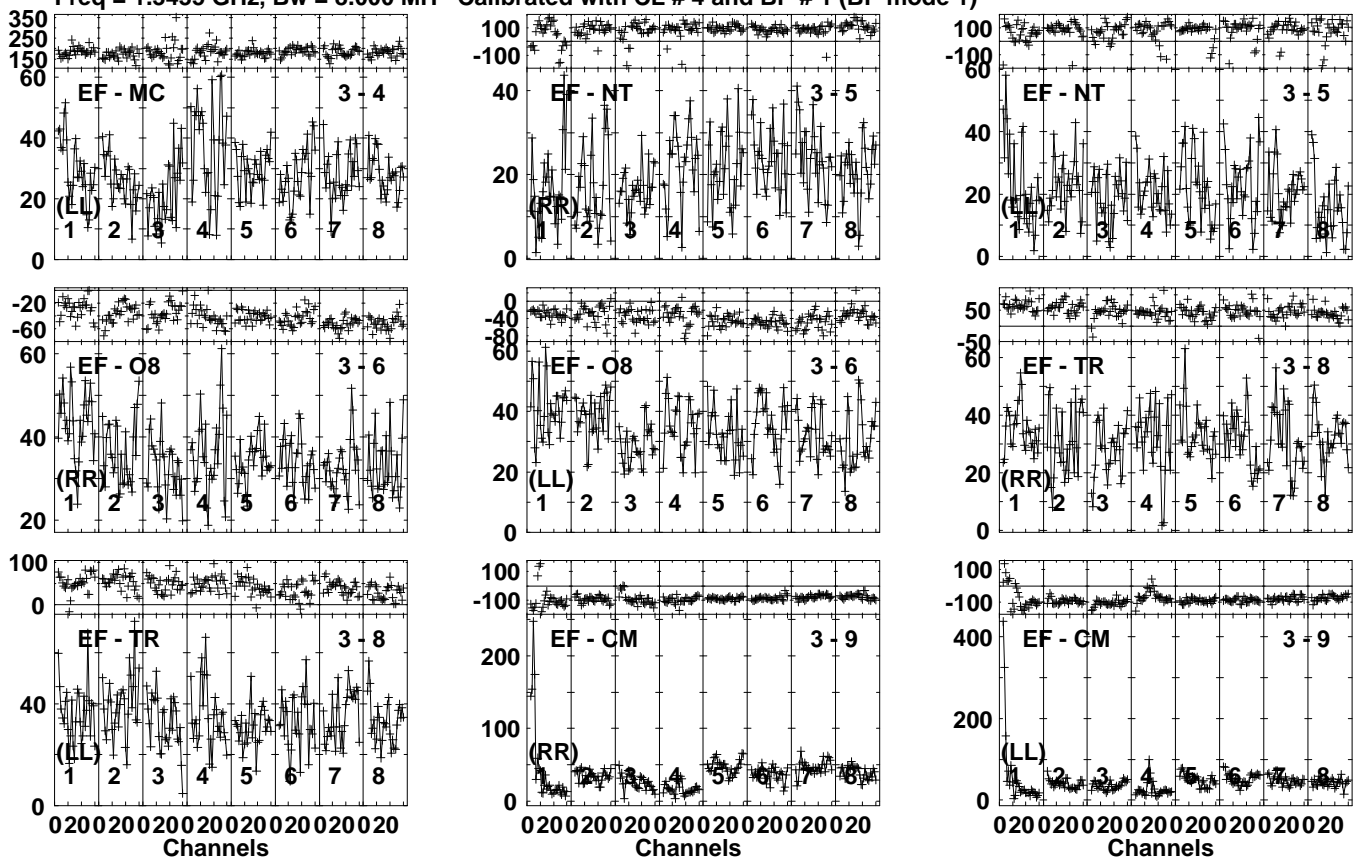


Lower frame: Milli Ampl Jy Top frame: Phas deg
Vector averaged cross-power spectrum Several baselines displayed
Timerange: 00/11:44:01 to 00/11:48:59

Plot file version 499 created 30-AUG-2023 08:45:22

J1100+1002 GM081D 1.UVDATA.1

Freq = 1.3435 GHz, Bw = 8.000 MH Calibrated with CL # 4 and BP # 1 (BP mode 1)

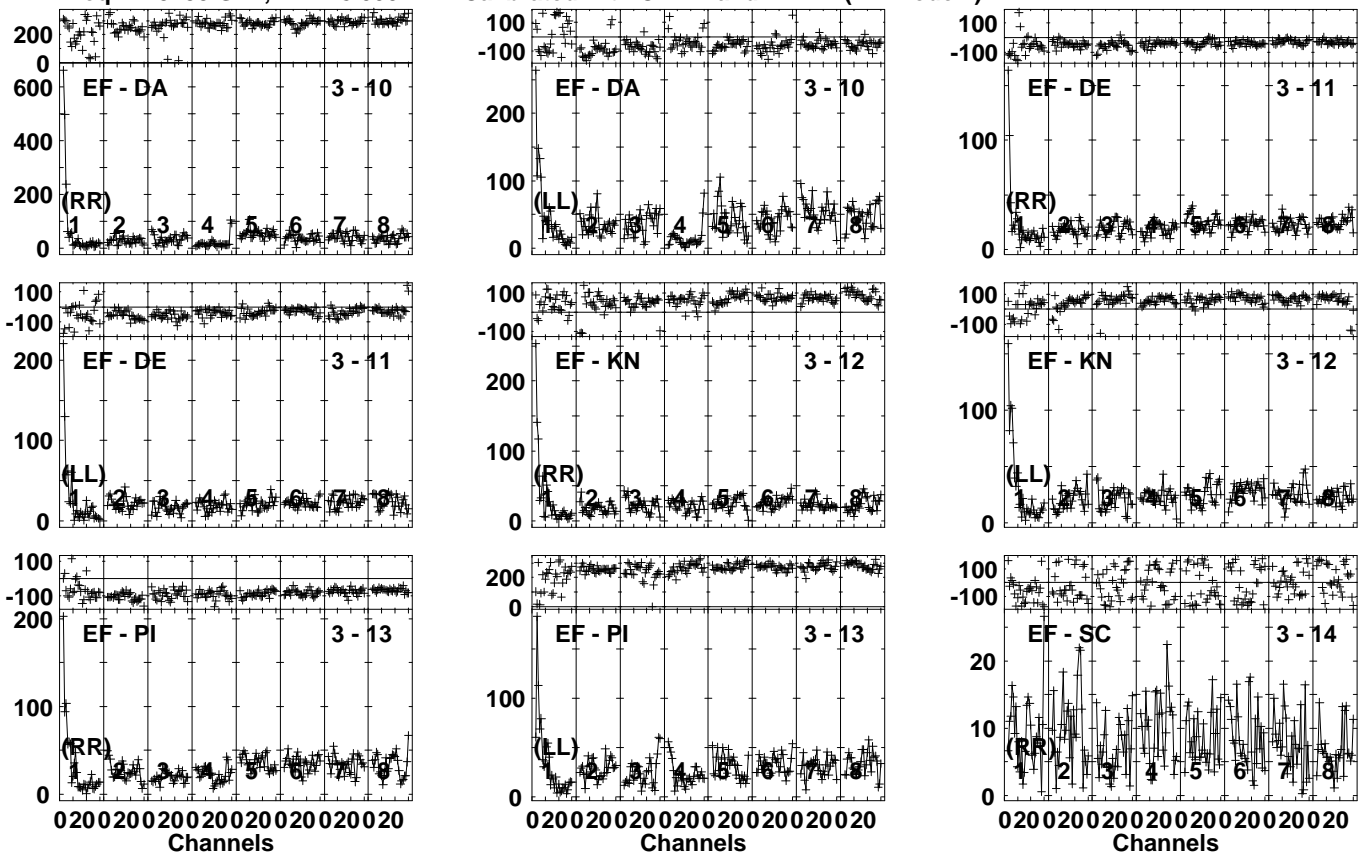


Lower frame: Milli Ampl Jy Top frame: Phas deg
Vector averaged cross-power spectrum Several baselines displayed
Timerange: 00/11:44:01 to 00/11:48:59

Plot file version 500 created 30-AUG-2023 08:45:23

J1100+1002 GM081D 1.UVDATA.1

Freq = 1.3435 GHz, Bw = 8.000 MH Calibrated with CL # 4 and BP # 1 (BP mode 1)

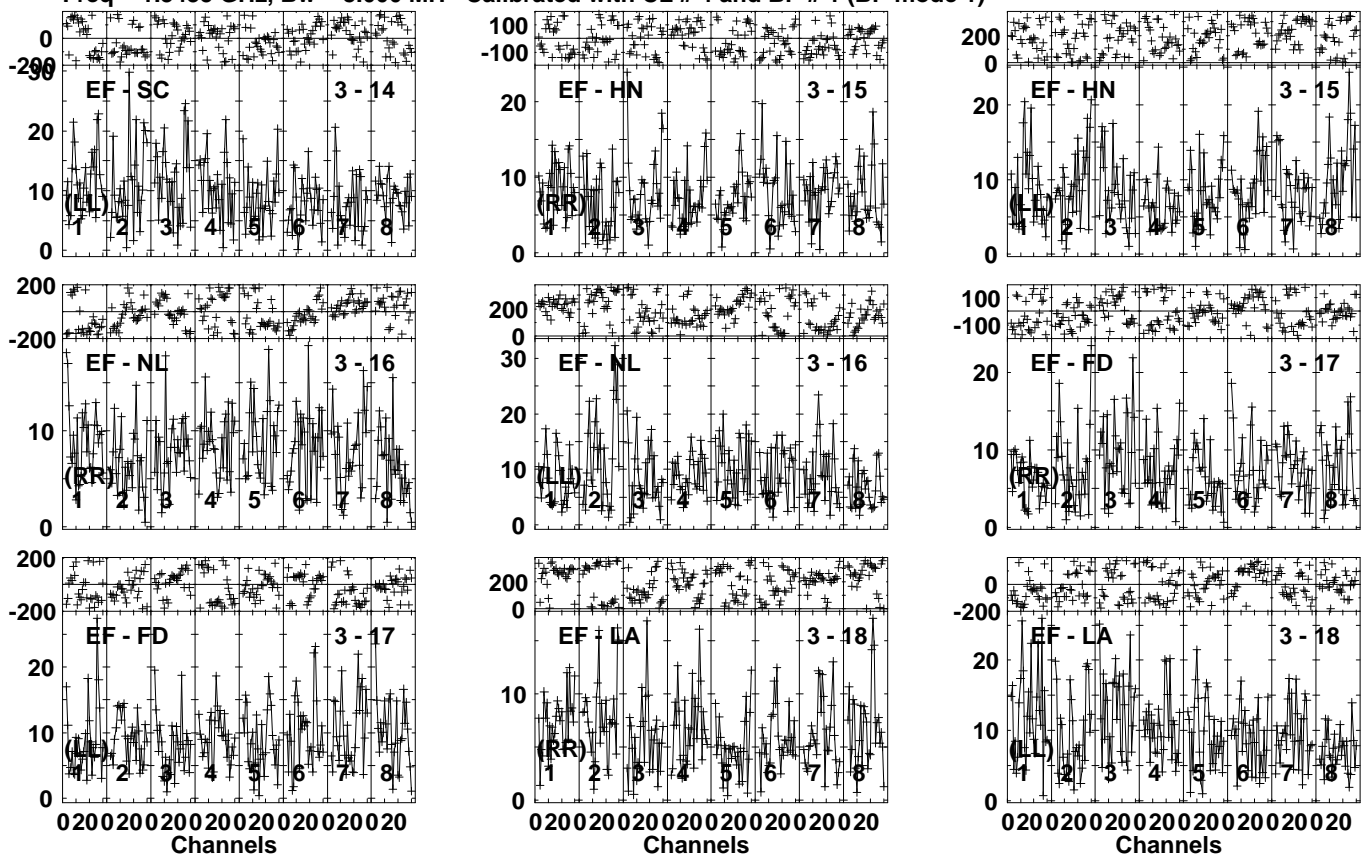


Lower frame: Milli Ampl Jy Top frame: Phas deg
Vector averaged cross-power spectrum Several baselines displayed
Timerange: 00/11:44:01 to 00/11:48:59

Plot file version 501 created 30-AUG-2023 08:45:23

J1100+1002 GM081D 1.UVDATA.1

Freq = 1.3435 GHz, Bw = 8.000 MH Calibrated with CL # 4 and BP # 1 (BP mode 1)

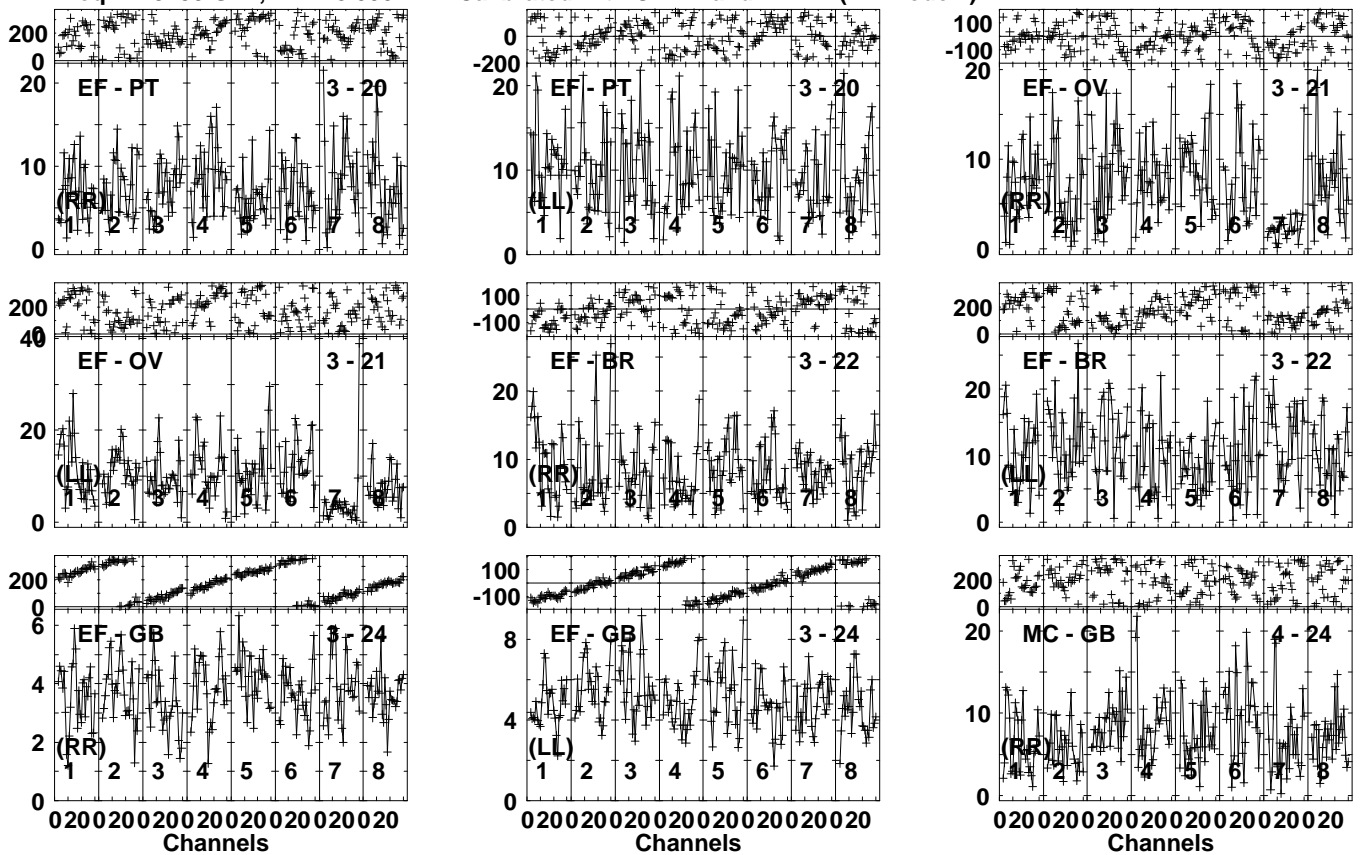


Lower frame: Milli Ampl Jy Top frame: Phas deg
Vector averaged cross-power spectrum Several baselines displayed
Timerange: 00/11:44:01 to 00/11:48:59

Plot file version 502 created 30-AUG-2023 08:45:24

J1100+1002 GM081D 1.UVDATA.1

Freq = 1.3435 GHz, Bw = 8.000 MH Calibrated with CL # 4 and BP # 1 (BP mode 1)

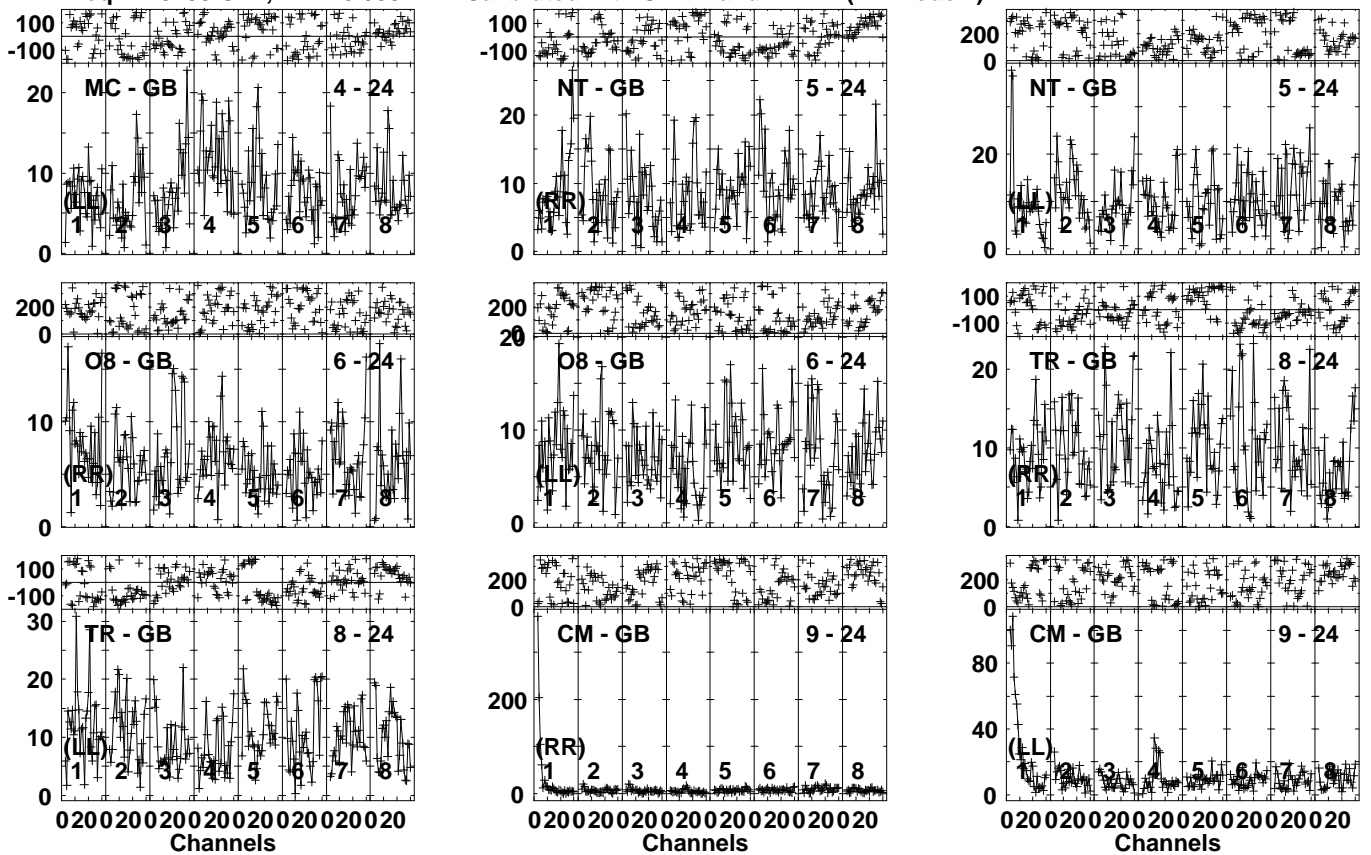


Lower frame: Milli Ampl Jy Top frame: Phas deg
Vector averaged cross-power spectrum Several baselines displayed
Timerange: 00/11:44:01 to 00/11:48:59

Plot file version 503 created 30-AUG-2023 08:45:25

J1100+1002 GM081D 1.UVDATA.1

Freq = 1.3435 GHz, Bw = 8.000 MH Calibrated with CL # 4 and BP # 1 (BP mode 1)

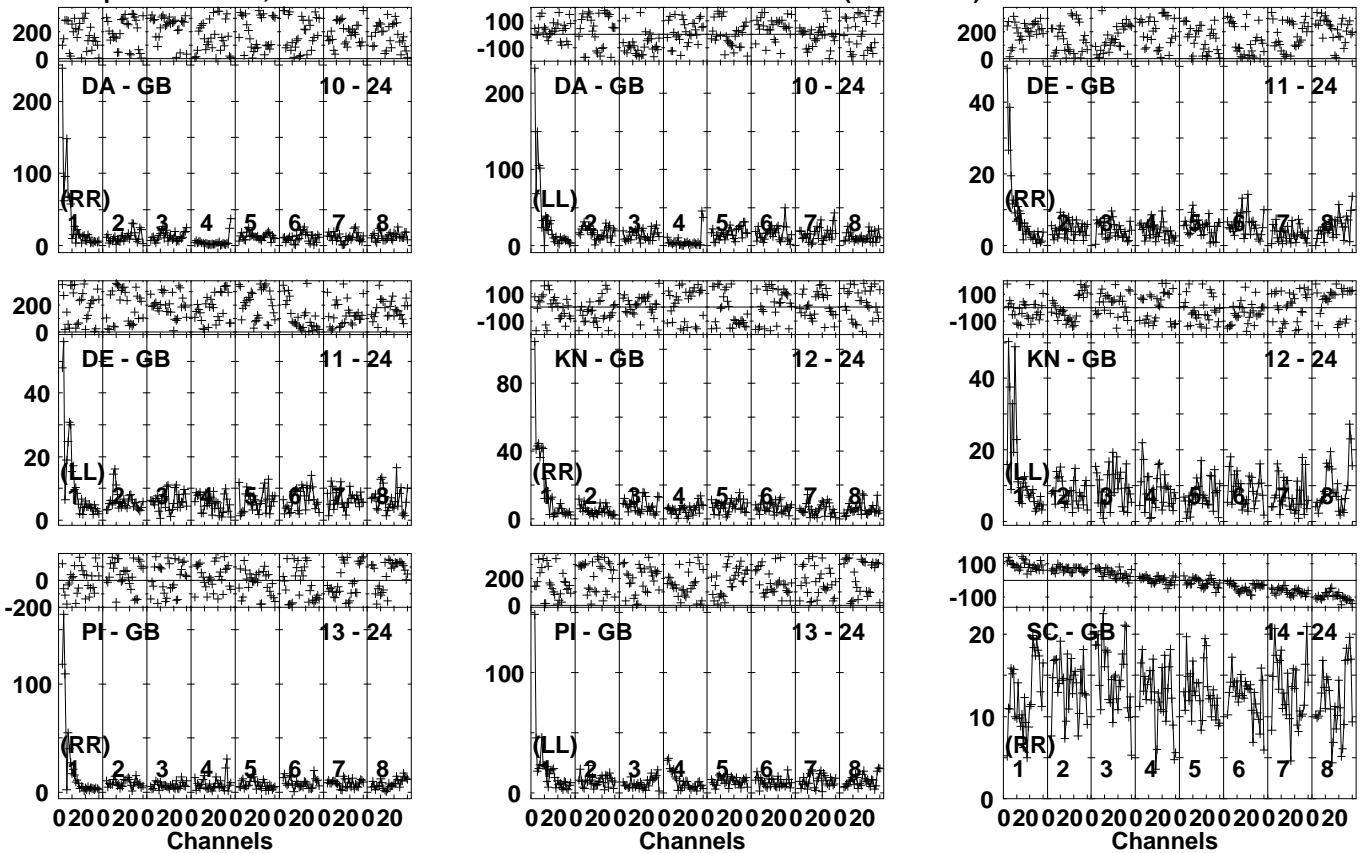


Lower frame: Milli Ampl Jy Top frame: Phas deg
Vector averaged cross-power spectrum Several baselines displayed
Timerange: 00/11:44:01 to 00/11:48:59

Plot file version 504 created 30-AUG-2023 08:45:26

J1100+1002 GM081D 1.UVDATA.1

Freq = 1.3435 GHz, Bw = 8.000 MH Calibrated with CL # 4 and BP # 1 (BP mode 1)

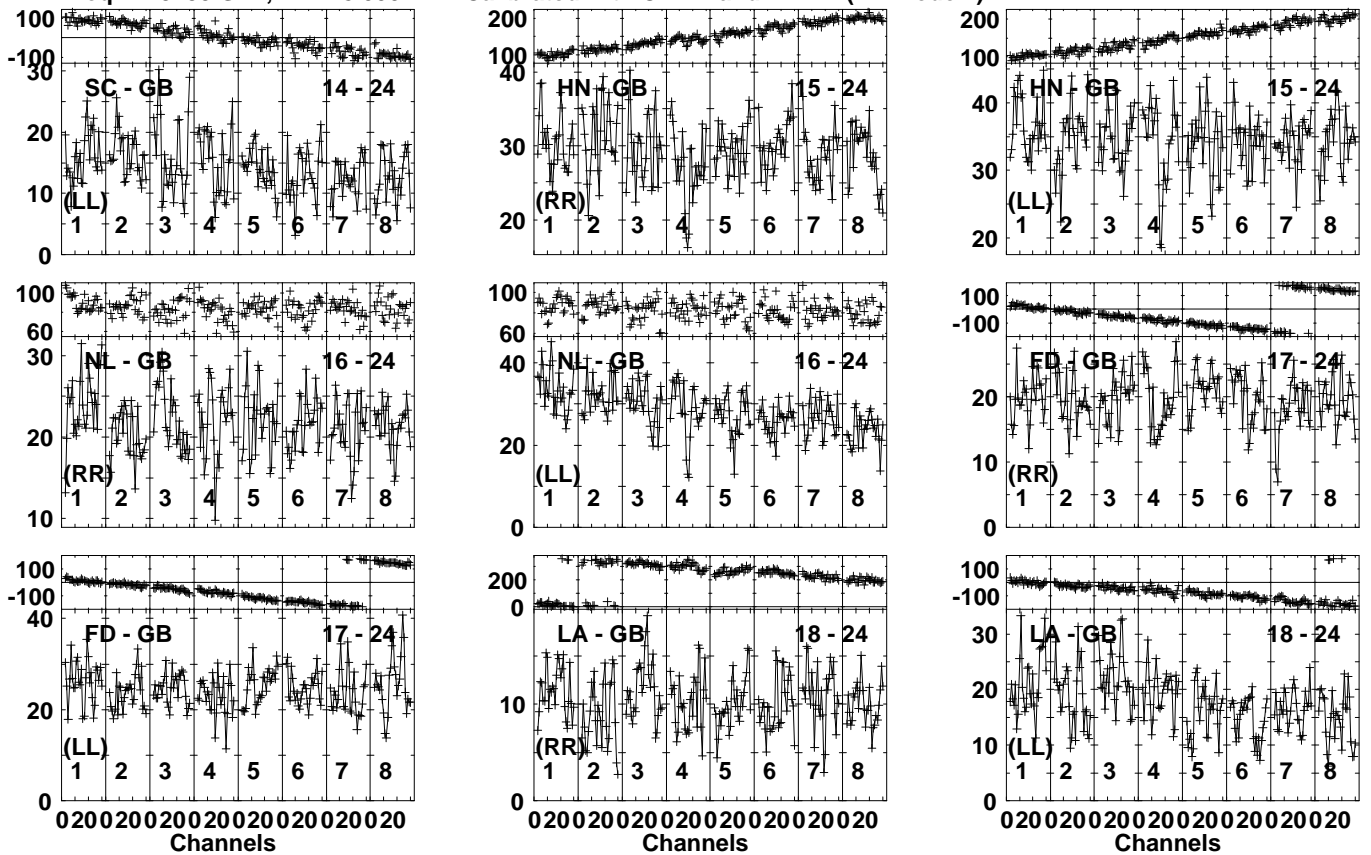


Lower frame: Milli Ampl Jy Top frame: Phas deg
Vector averaged cross-power spectrum Several baselines displayed
Timerange: 00/11:44:01 to 00/11:48:59

Plot file version 505 created 30-AUG-2023 08:45:26

J1100+1002 GM081D 1.UVDATA.1

Freq = 1.3435 GHz, Bw = 8.000 MH Calibrated with CL # 4 and BP # 1 (BP mode 1)

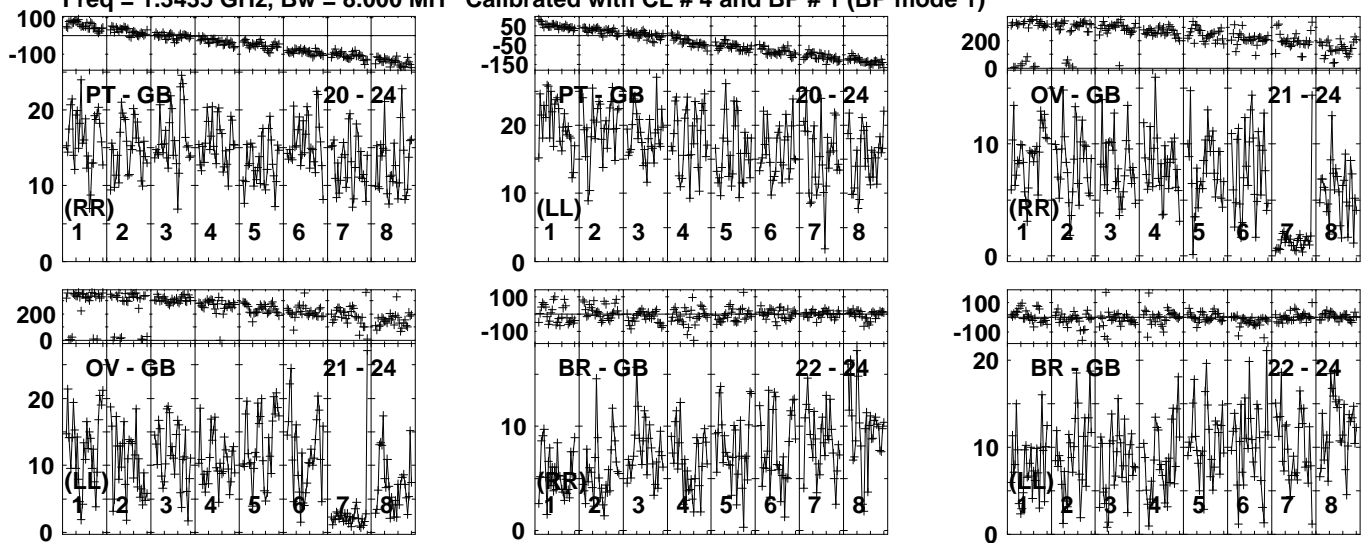


Lower frame: Milli Ampl Jy Top frame: Phas deg
Vector averaged cross-power spectrum Several baselines displayed
Timerange: 00/11:44:01 to 00/11:48:59

Plot file version 506 created 30-AUG-2023 08:45:27

J1100+1002 GM081D 1.UVDATA.1

Freq = 1.3435 GHz, Bw = 8.000 MH Calibrated with CL # 4 and BP # 1 (BP mode 1)



Lower frame: Milli Ampl Jy Top frame: Phas deg

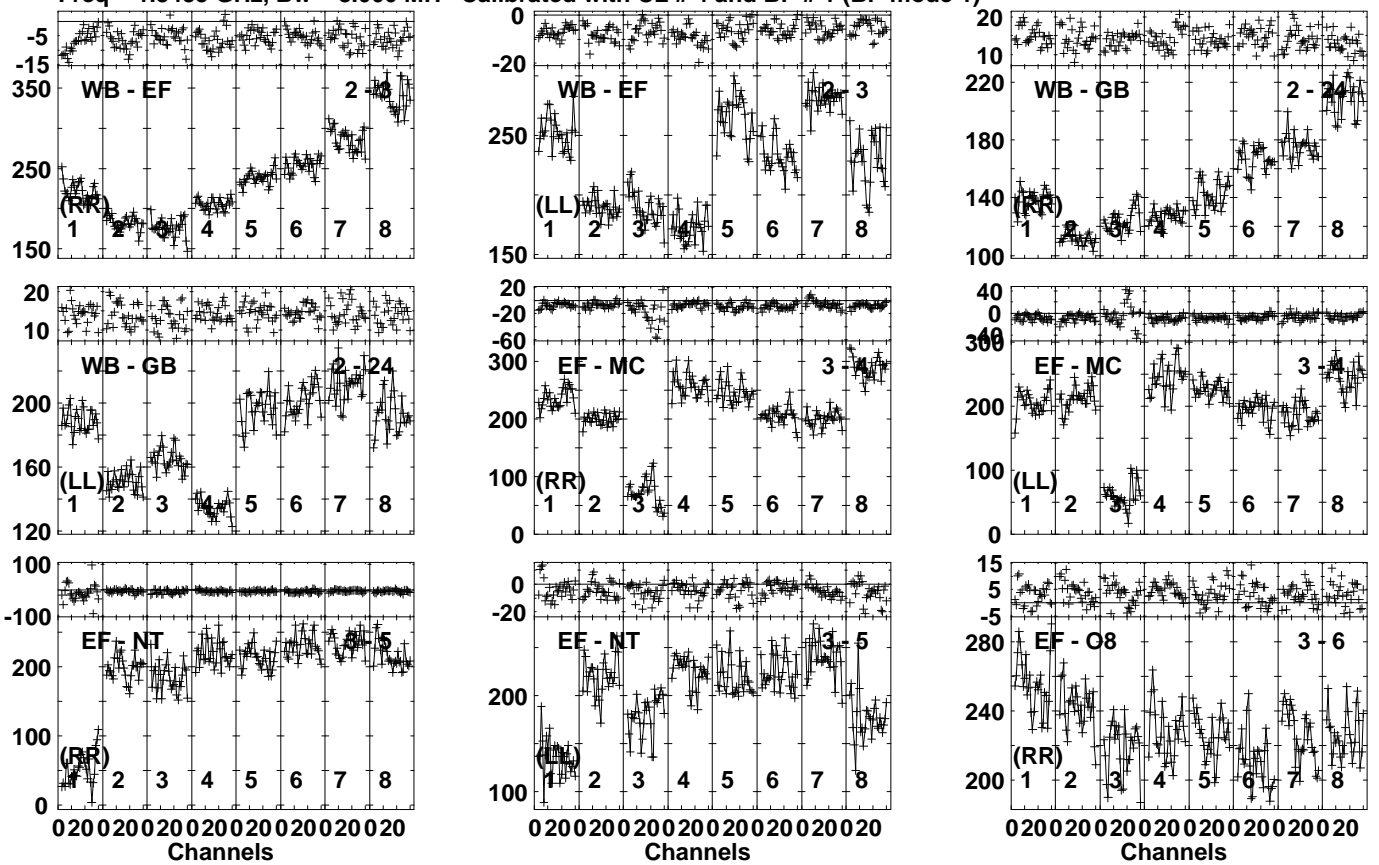
Vector averaged cross-power spectrum Several baselines displayed

Timerange: 00/11:44:01 to 00/11:48:59

Plot file version 507 created 30-AUG-2023 08:45:28

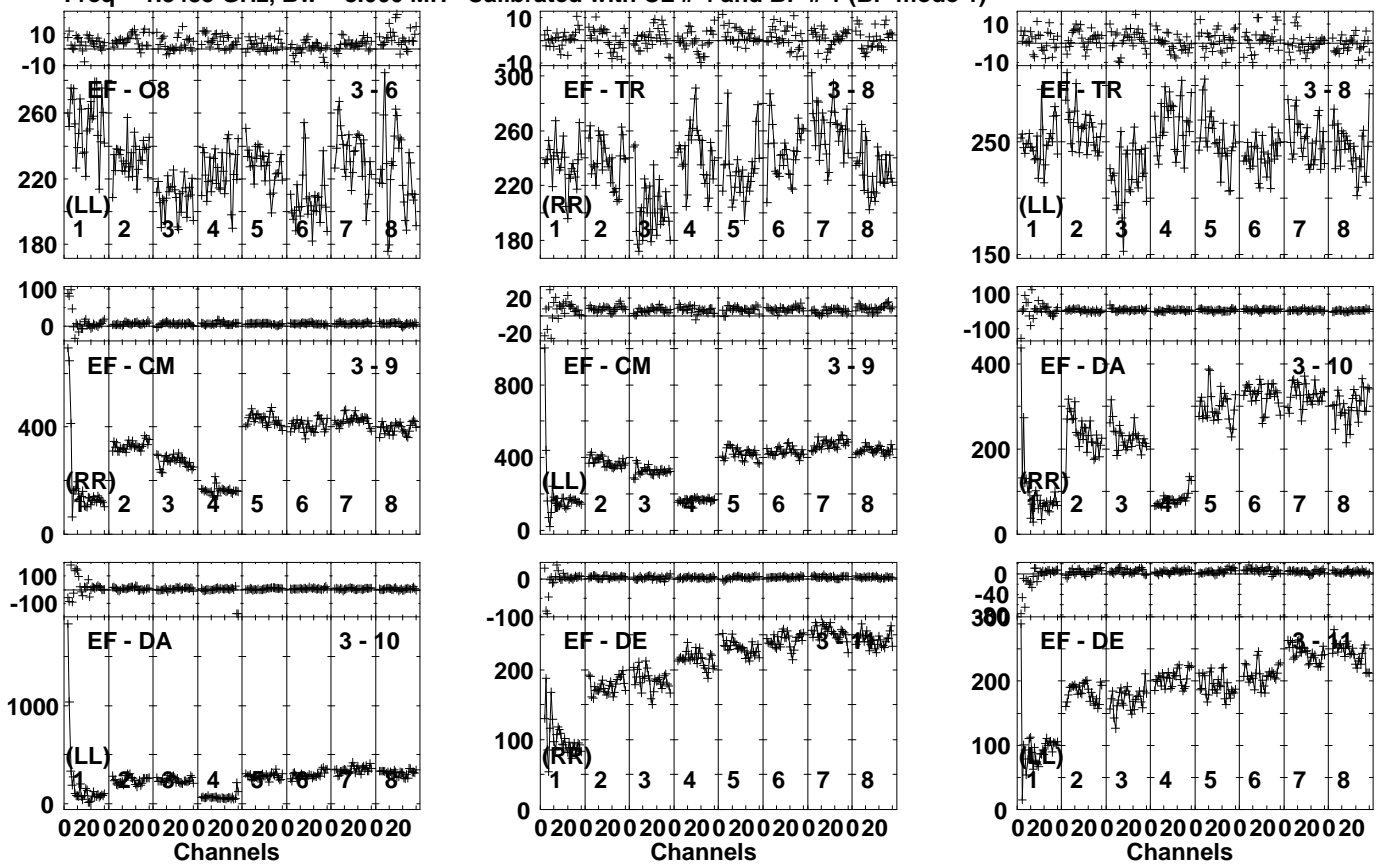
J1103+1158 GM081D 1.UVDATA.1

Freq = 1.3435 GHz, Bw = 8.000 MH Calibrated with CL # 4 and BP # 1 (BP mode 1)



Lower frame: Milli Ampl Jy Top frame: Phas deg
Vector averaged cross-power spectrum Several baselines displayed
Timerange: 00/11:49:31 to 00/11:50:59

Plot file version 508 created 30-AUG-2023 08:45:29
 J1103+1158 GM081D 1.UVDATA.1
 Freq = 1.3435 GHz, Bw = 8.000 MH Calibrated with CL # 4 and BP # 1 (BP mode 1)

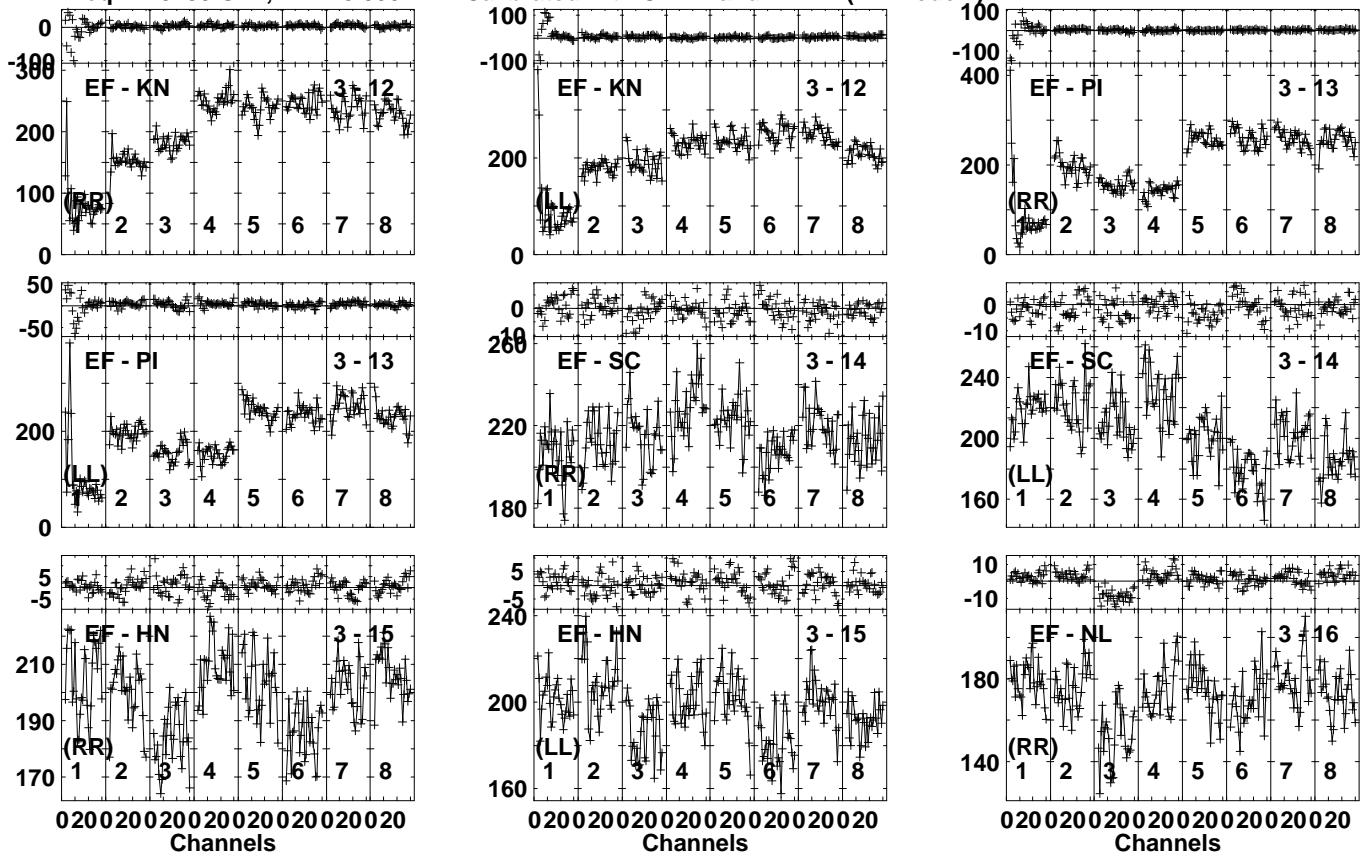


Lower frame: Milli Ampl Jy Top frame: Phas deg
 Vector averaged cross-power spectrum Several baselines displayed
 Timerange: 00/11:49:31 to 00/11:50:59

Plot file version 509 created 30-AUG-2023 08:45:29

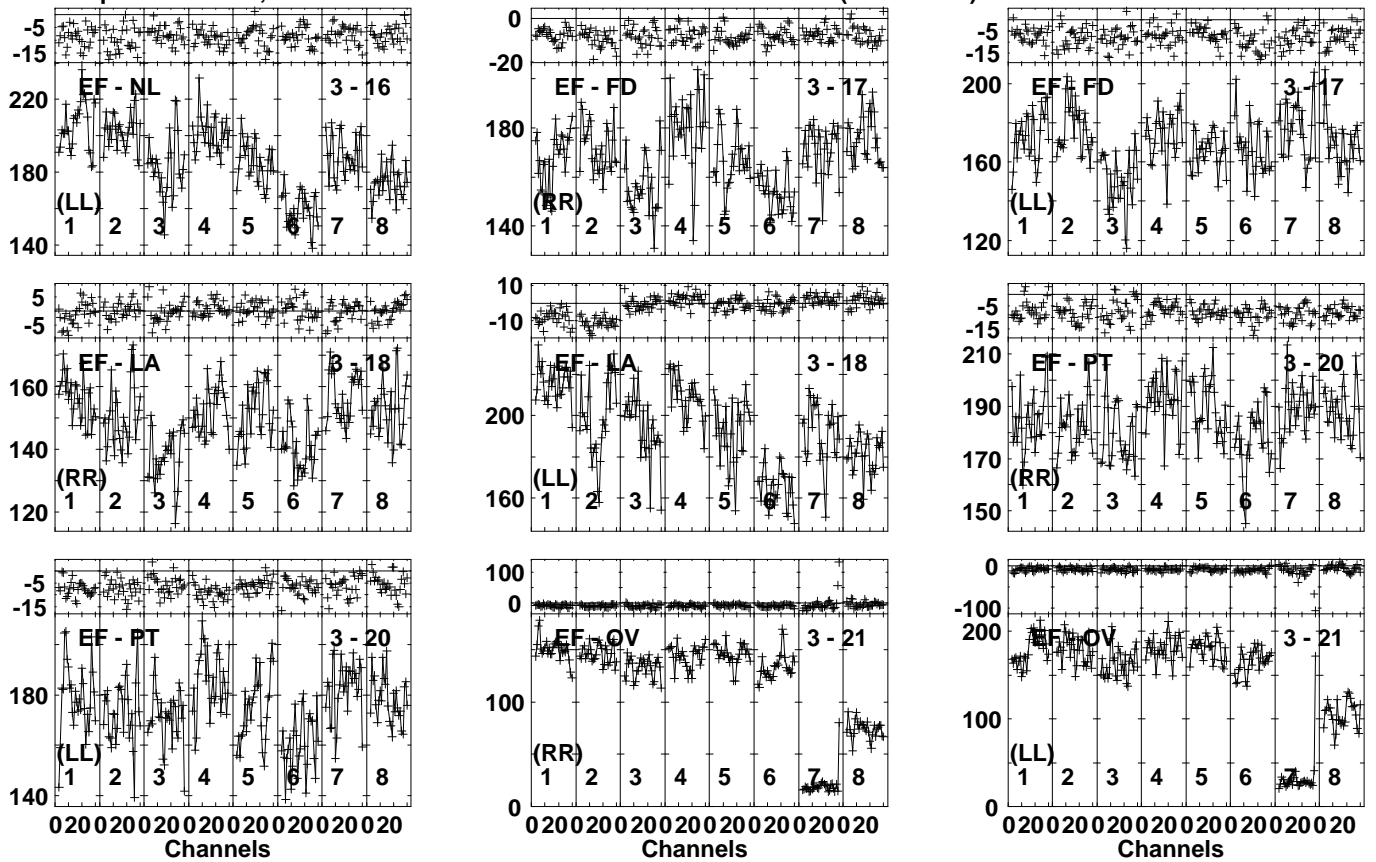
J1103+1158 GM081D 1.UVDATA.1

Freq = 1.3435 GHz, Bw = 8.000 MH Calibrated with CL # 4 and BP # 1 (BP mode 1)



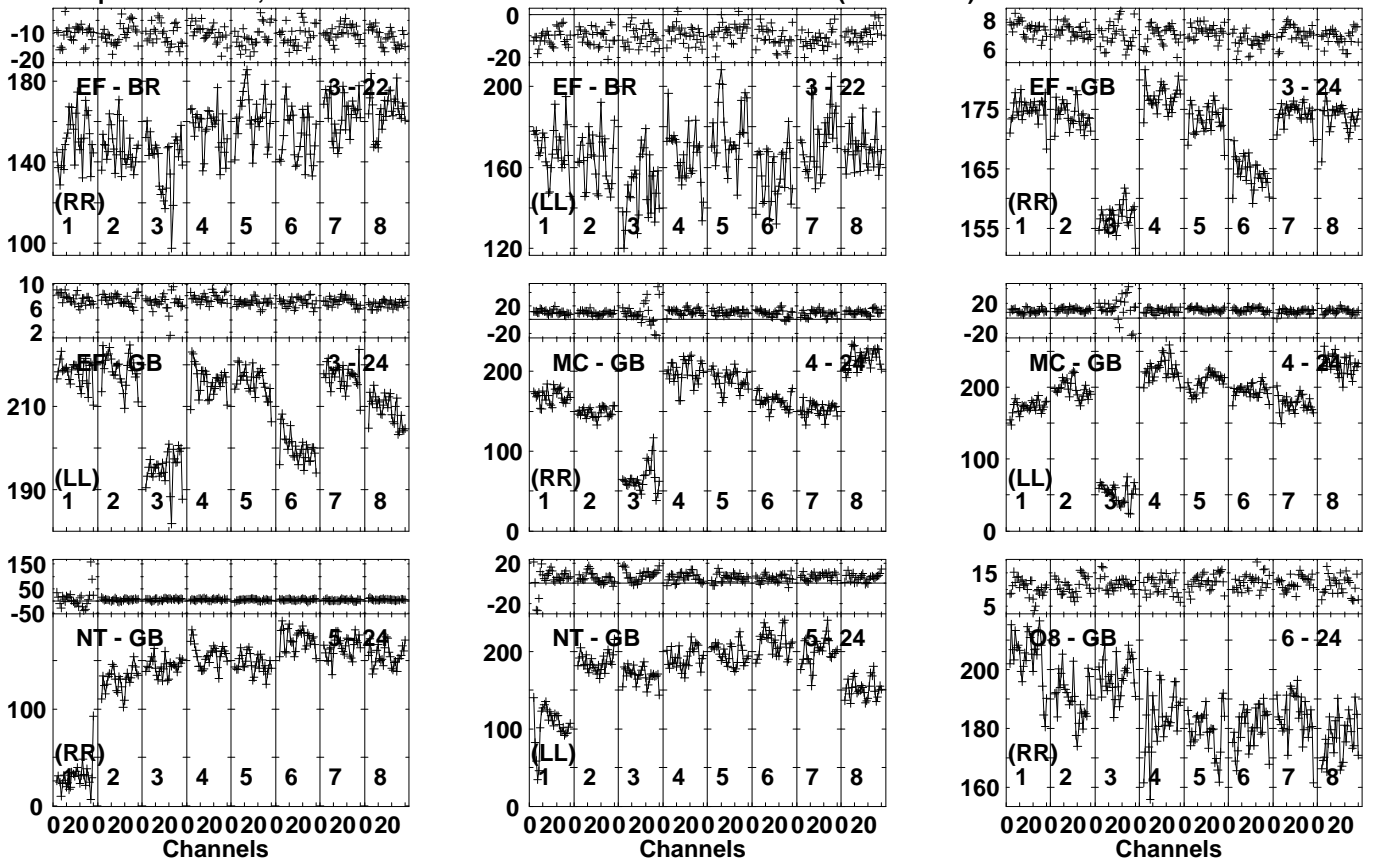
Lower frame: Milli Ampl Jy Top frame: Phas deg
Vector averaged cross-power spectrum Several baselines displayed
Timerange: 00/11:49:31 to 00/11:50:59

Plot file version 510 created 30-AUG-2023 08:45:30
 J1103+1158 GM081D 1.UVDATA.1
 Freq = 1.3435 GHz, Bw = 8.000 MH Calibrated with CL # 4 and BP # 1 (BP mode 1)



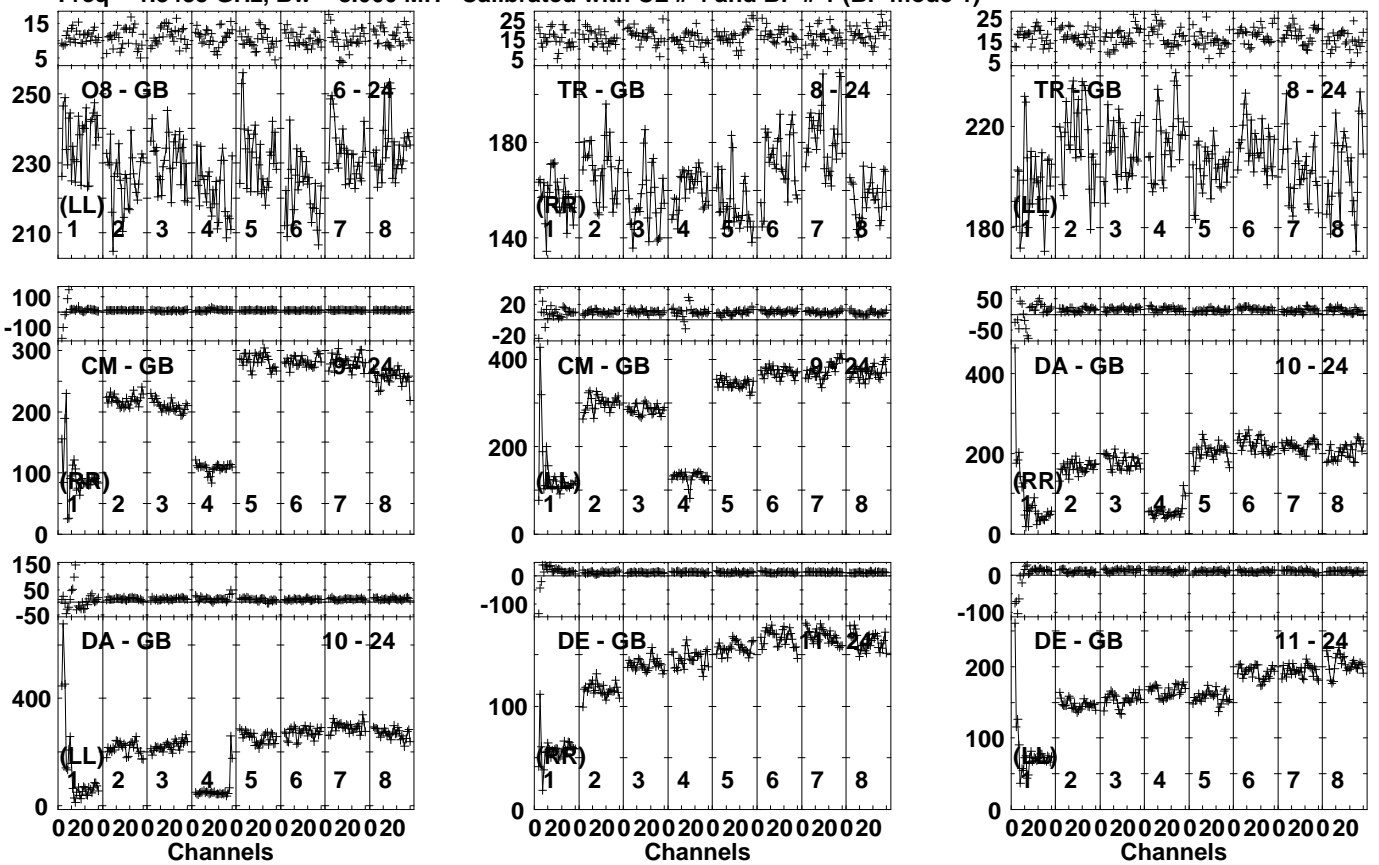
Lower frame: Milli Ampl Jy Top frame: Phas deg
 Vector averaged cross-power spectrum Several baselines displayed
 Timerange: 00/11:49:31 to 00/11:50:59

Plot file version 511 created 30-AUG-2023 08:45:31
 J1103+1158 GM081D 1.UVDATA.1
 Freq = 1.3435 GHz, Bw = 8.000 MH Calibrated with CL # 4 and BP # 1 (BP mode 1)



Lower frame: Milli Ampl Jy Top frame: Phas deg
 Vector averaged cross-power spectrum Several baselines displayed
 Timerange: 00/11:49:31 to 00/11:50:59

Plot file version 512 created 30-AUG-2023 08:45:31
 J1103+1158 GM081D 1.UVDATA.1
 Freq = 1.3435 GHz, Bw = 8.000 MH Calibrated with CL # 4 and BP # 1 (BP mode 1)

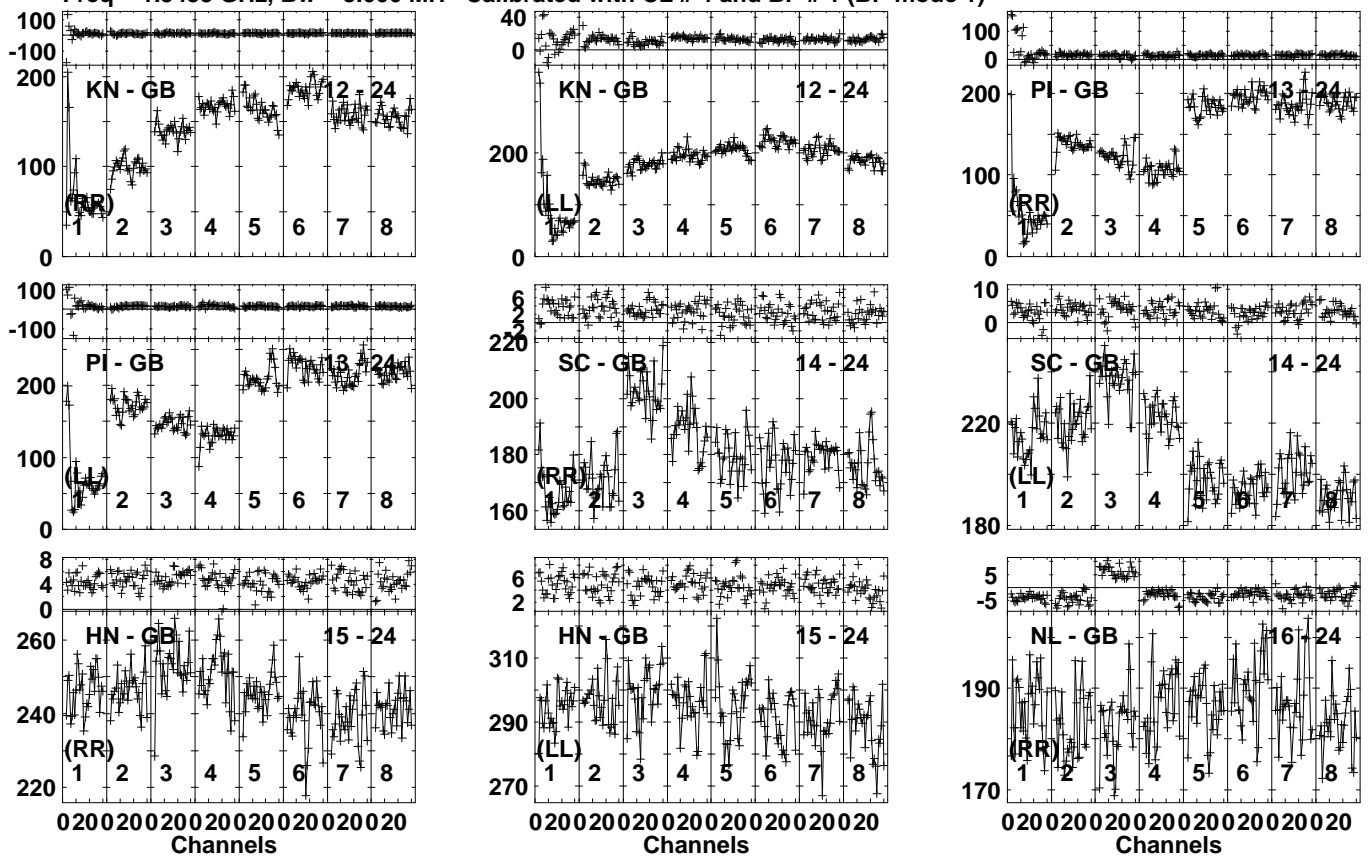


Lower frame: Milli Ampl Jy Top frame: Phas deg
 Vector averaged cross-power spectrum Several baselines displayed
 Timerange: 00/11:49:31 to 00/11:50:59

Plot file version 513 created 30-AUG-2023 08:45:32

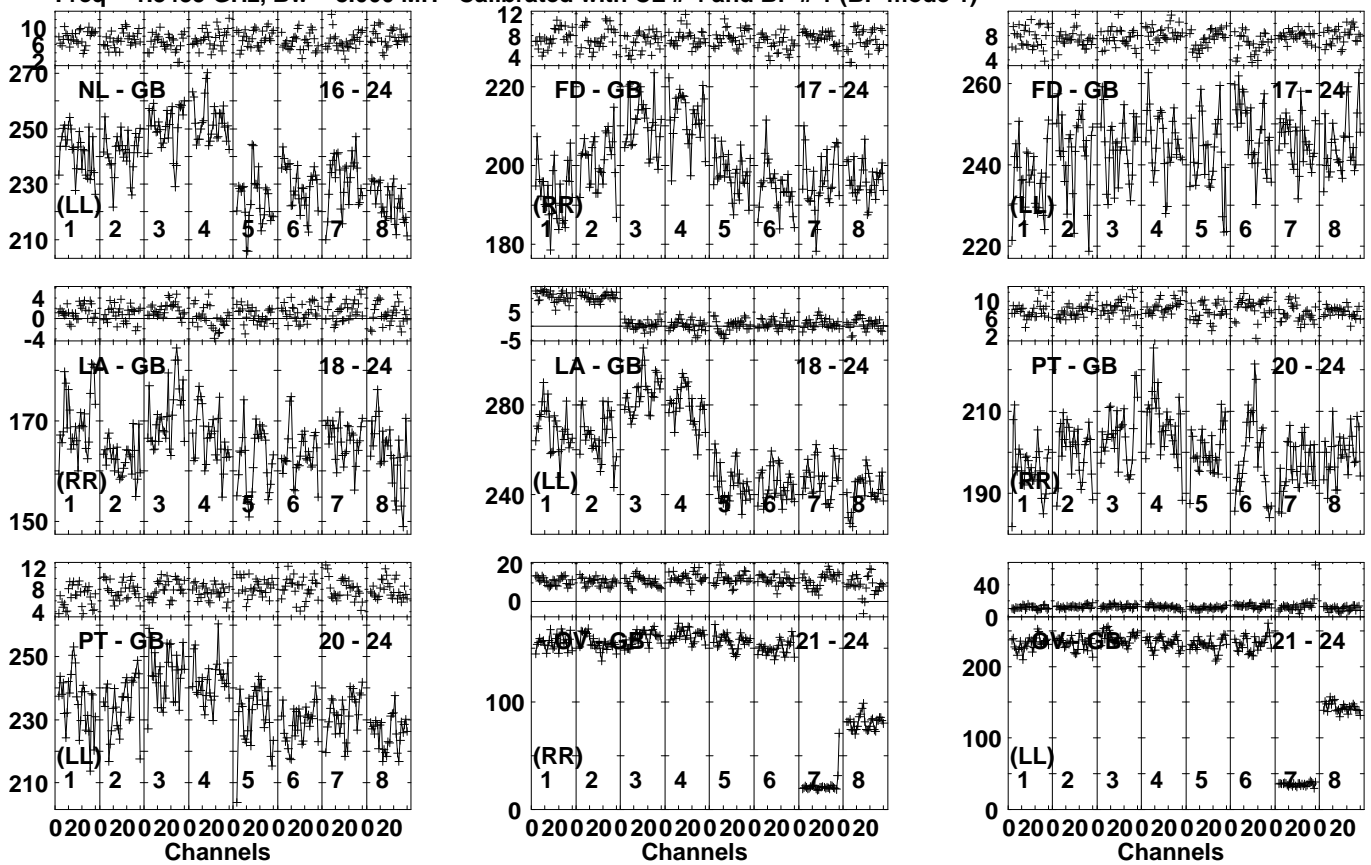
J1103+1158 GM081D 1.UVDATA.1

Freq = 1.3435 GHz, Bw = 8.000 MH Calibrated with CL # 4 and BP # 1 (BP mode 1)



Lower frame: Milli Ampl Jy Top frame: Phas deg
Vector averaged cross-power spectrum Several baselines displayed
Timerange: 00/11:49:31 to 00/11:50:59

Plot file version 514 created 30-AUG-2023 08:45:32
 J1103+1158 GM081D 1.UVDATA.1
 Freq = 1.3435 GHz, Bw = 8.000 MH Calibrated with CL # 4 and BP # 1 (BP mode 1)

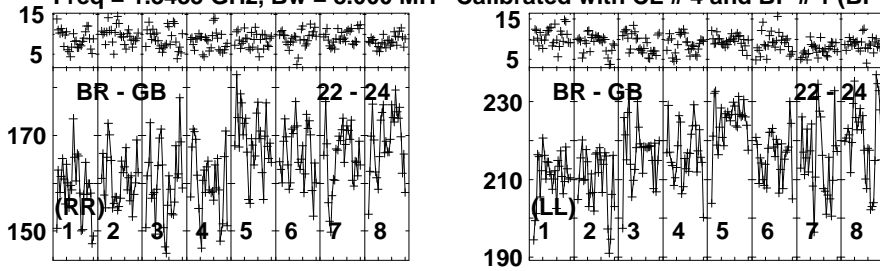


Lower frame: Milli Ampl Jy Top frame: Phas deg
 Vector averaged cross-power spectrum Several baselines displayed
 Timerange: 00/11:49:31 to 00/11:50:59

Plot file version 515 created 30-AUG-2023 08:45:33

J1103+1158 GM081D 1.UVDATA.1

Freq = 1.3435 GHz, Bw = 8.000 MH Calibrated with CL # 4 and BP # 1 (BP mode 1)

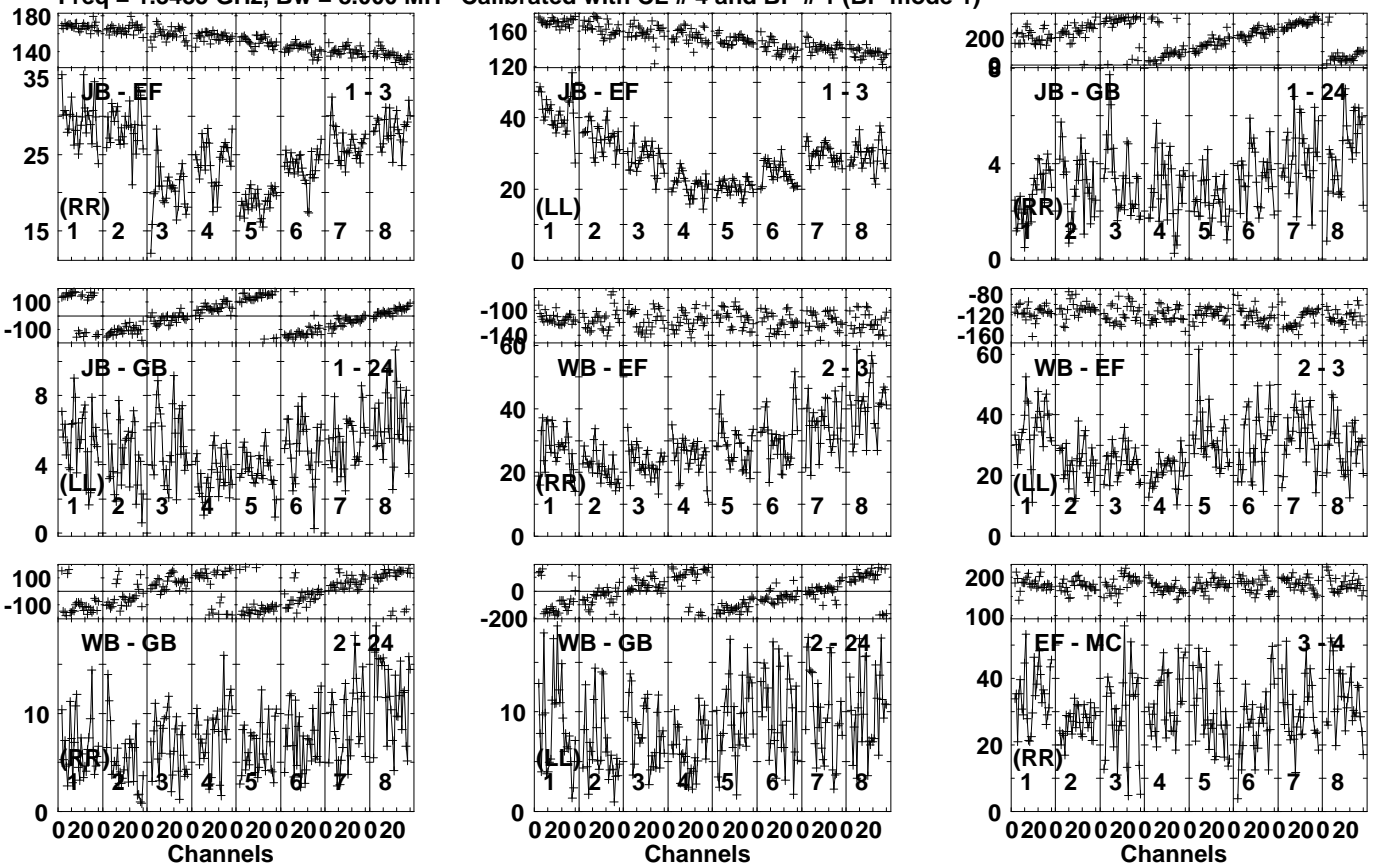


Lower frame: Milli Ampl Jy Top frame: Phas deg
Vector averaged cross-power spectrum Several baselines displayed
Timerange: 00/11:49:31 to 00/11:50:59

Plot file version 516 created 30-AUG-2023 08:45:34

J1100+1002 GM081D 1.UVDATA.1

Freq = 1.3435 GHz, Bw = 8.000 MH Calibrated with CL # 4 and BP # 1 (BP mode 1)

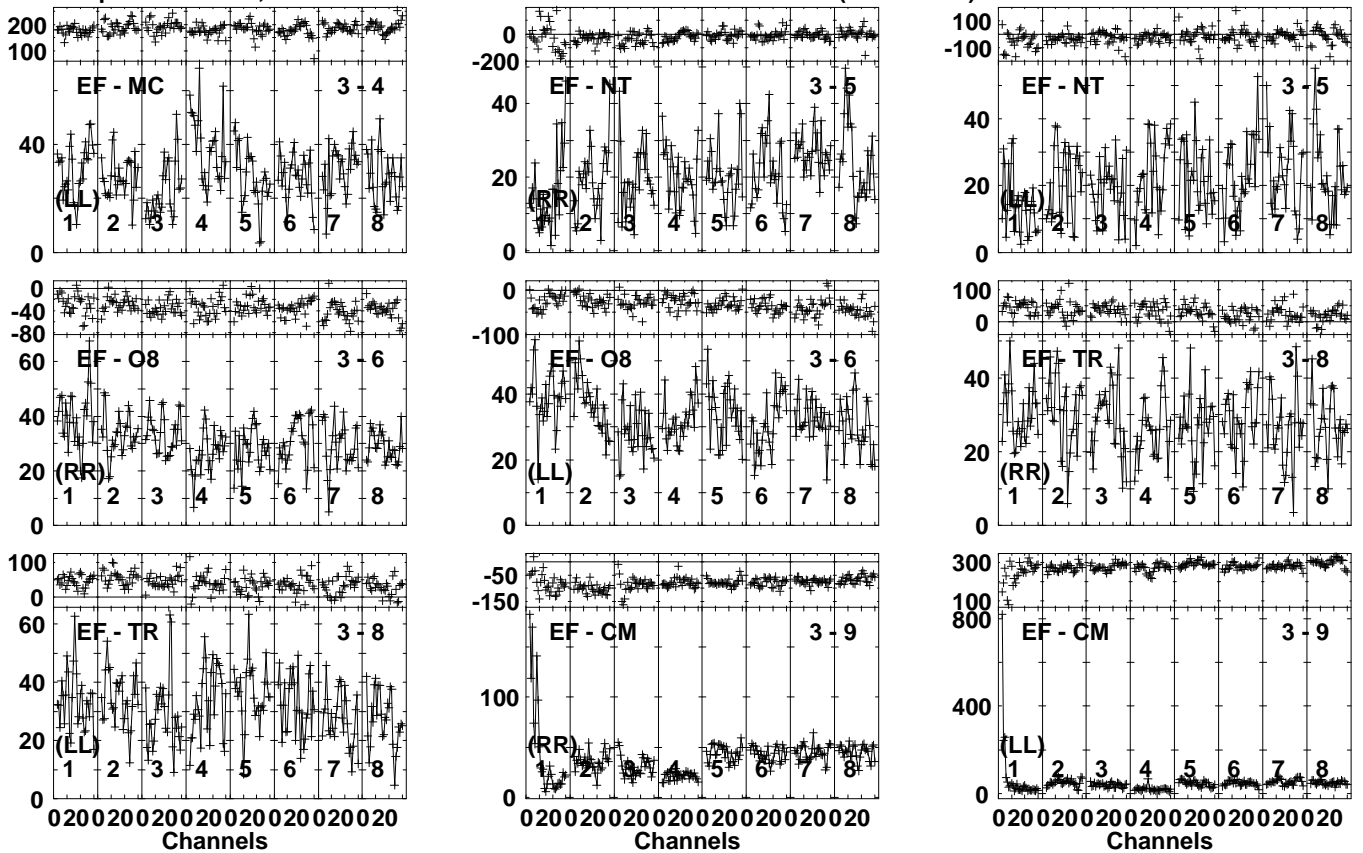


Lower frame: Milli Ampl Jy Top frame: Phas deg
 Vector averaged cross-power spectrum Several baselines displayed
 Timerange: 00/11:51:01 to 00/11:55:59

Plot file version 517 created 30-AUG-2023 08:45:34

J1100+1002 GM081D 1.UVDATA.1

Freq = 1.3435 GHz, Bw = 8.000 MH Calibrated with CL # 4 and BP # 1 (BP mode 1)

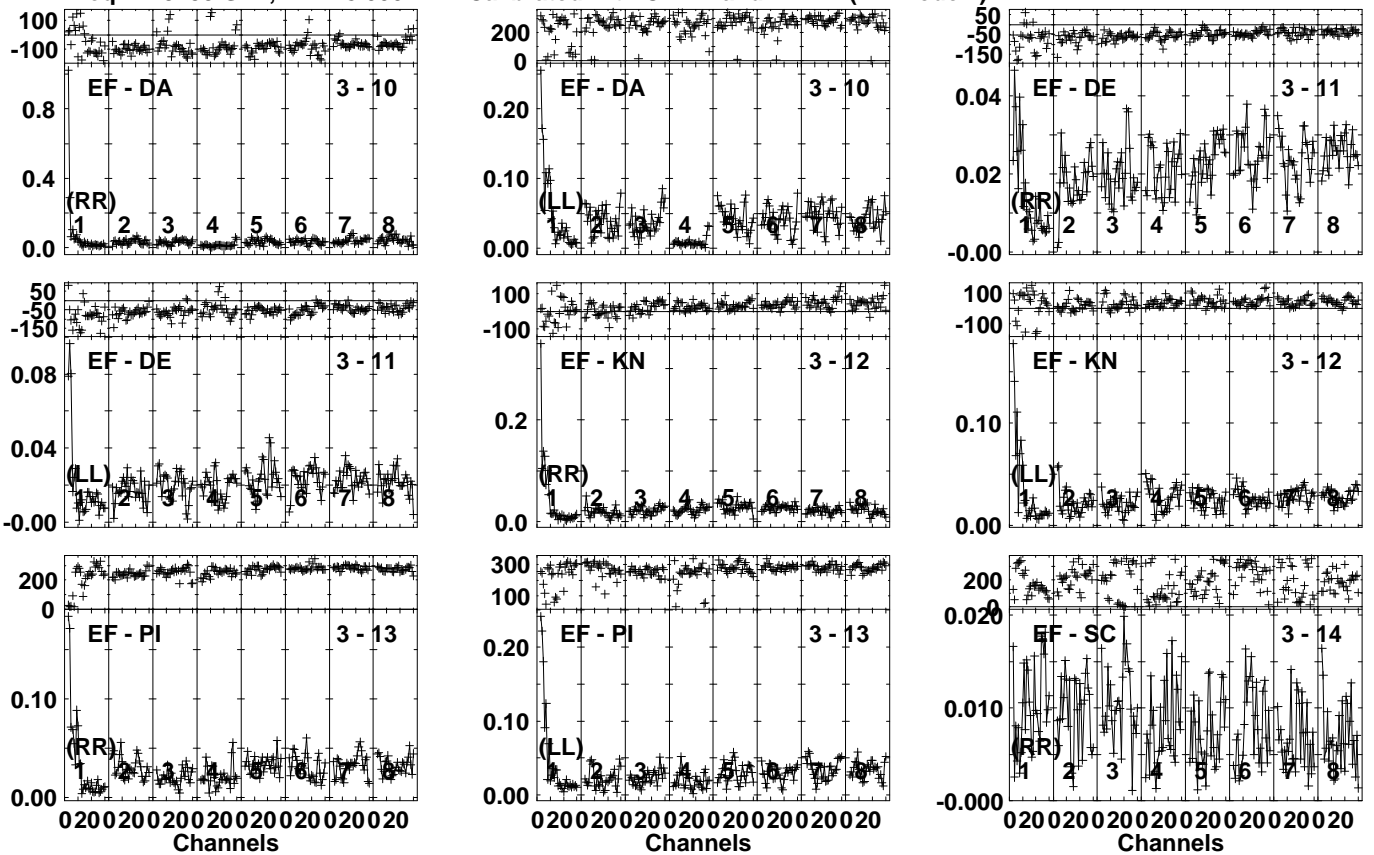


Lower frame: Milli Ampl Jy Top frame: Phas deg
Vector averaged cross-power spectrum Several baselines displayed
Timerange: 00/11:51:01 to 00/11:55:59

Plot file version 518 created 30-AUG-2023 08:45:35

J1100+1002 GM081D 1.UVDATA.1

Freq = 1.3435 GHz, Bw = 8.000 MH Calibrated with CL # 4 and BP # 1 (BP mode 1)

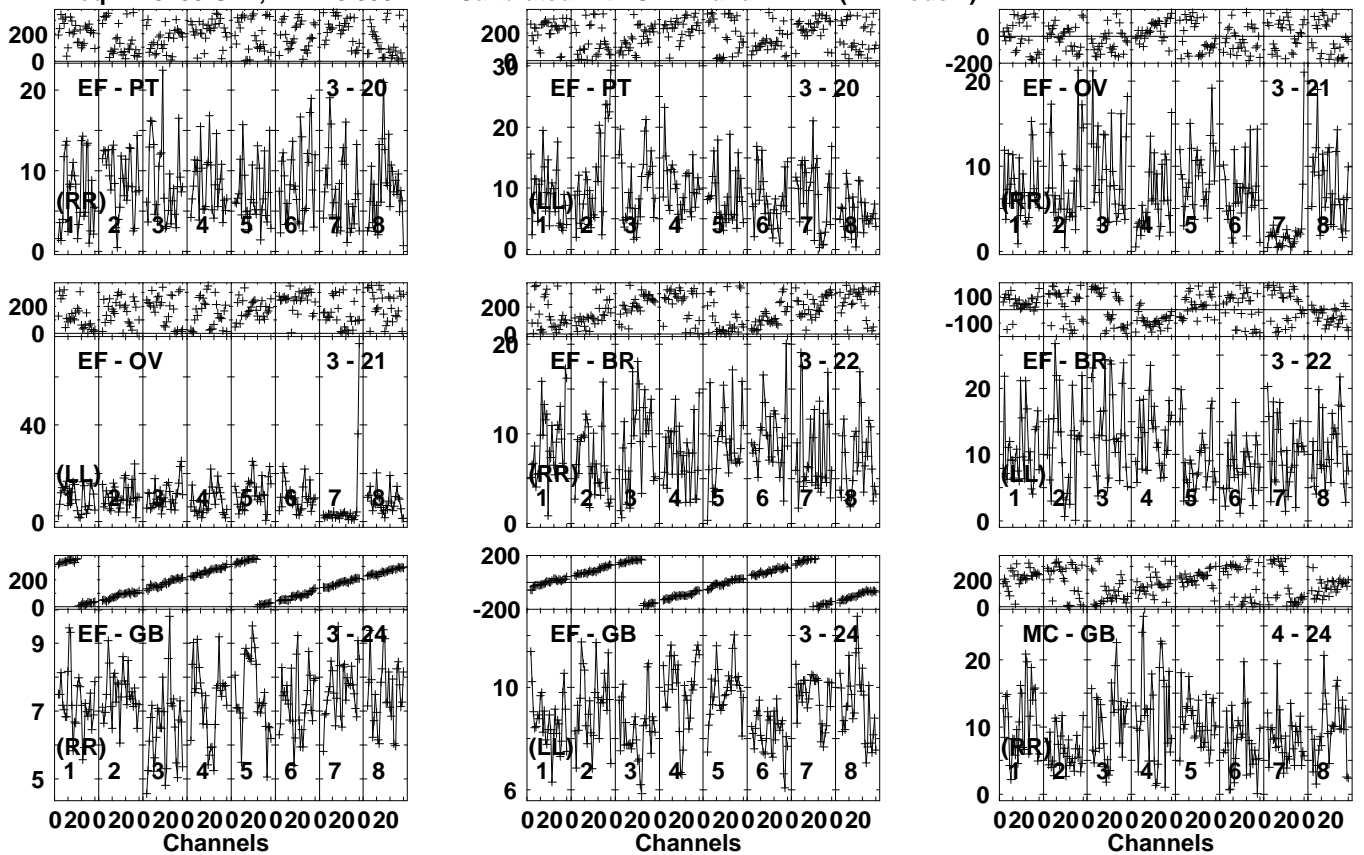


Lower frame: Ampl Jy Top frame: Phas deg
Vector averaged cross-power spectrum Several baselines displayed
Timerange: 00/11:51:01 to 00/11:55:59

Plot file version 520 created 30-AUG-2023 08:45:36

J1100+1002 GM081D 1.UVDATA.1

Freq = 1.3435 GHz, Bw = 8.000 MH Calibrated with CL # 4 and BP # 1 (BP mode 1)

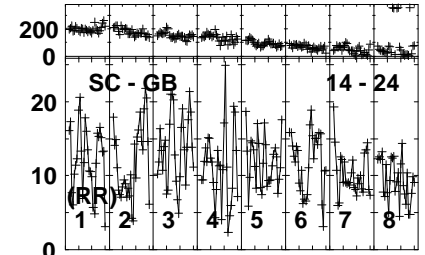
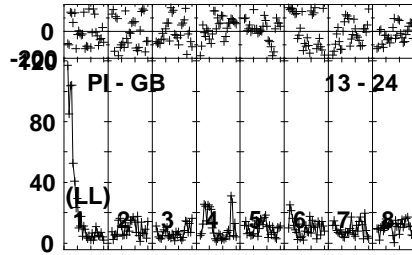
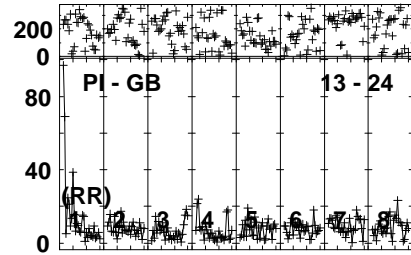
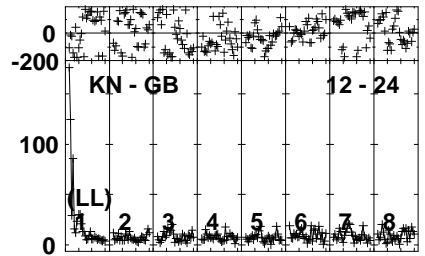
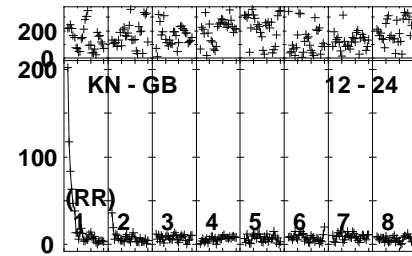
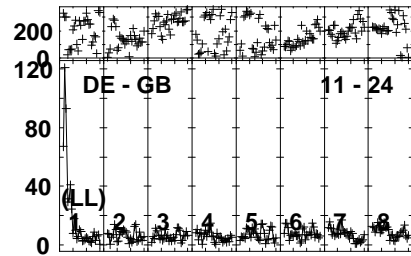
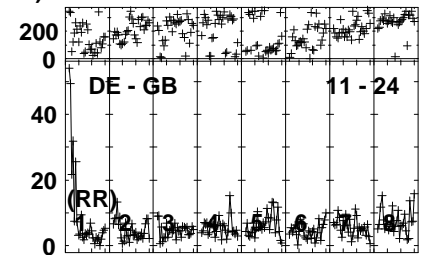
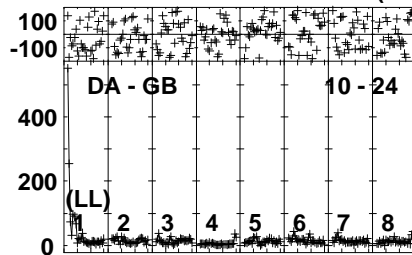
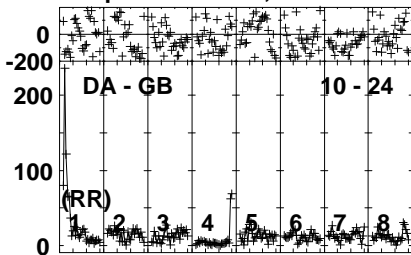


Lower frame: Milli Ampl Jy Top frame: Phas deg
Vector averaged cross-power spectrum Several baselines displayed
Timerange: 00/11:51:01 to 00/11:55:59

Plot file version 522 created 30-AUG-2023 08:45:38

J1100+1002 GM081D 1.UVDATA.1

Freq = 1.3435 GHz, Bw = 8.000 MH Calibrated with CL # 4 and BP # 1 (BP mode 1)

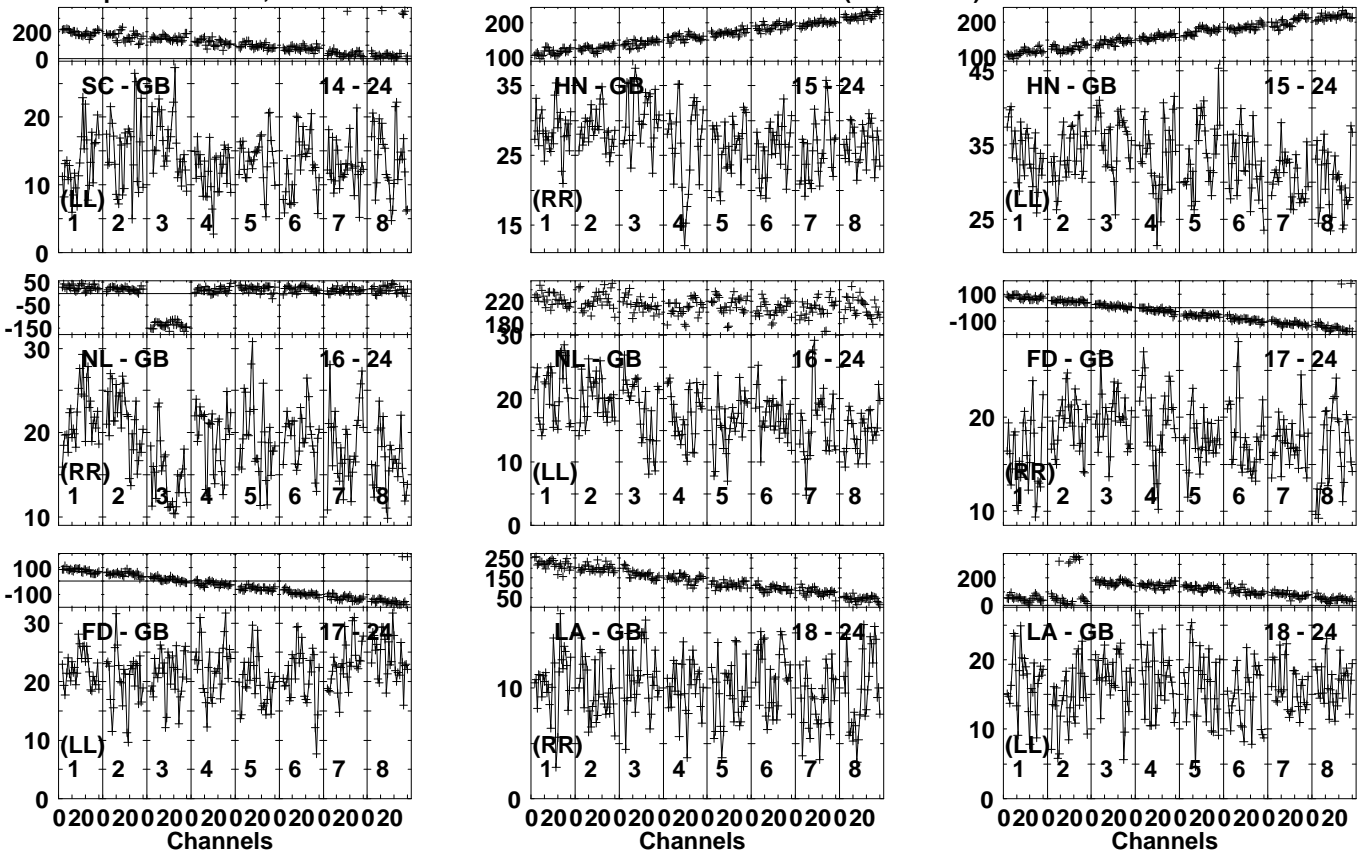


Lower frame: Milli Ampl Jy Top frame: Phas deg
Vector averaged cross-power spectrum Several baselines displayed
Timerange: 00/11:51:01 to 00/11:55:59

Plot file version 523 created 30-AUG-2023 08:45:39

J1100+1002 GM081D 1.UVDATA.1

Freq = 1.3435 GHz, Bw = 8.000 MH Calibrated with CL # 4 and BP # 1 (BP mode 1)

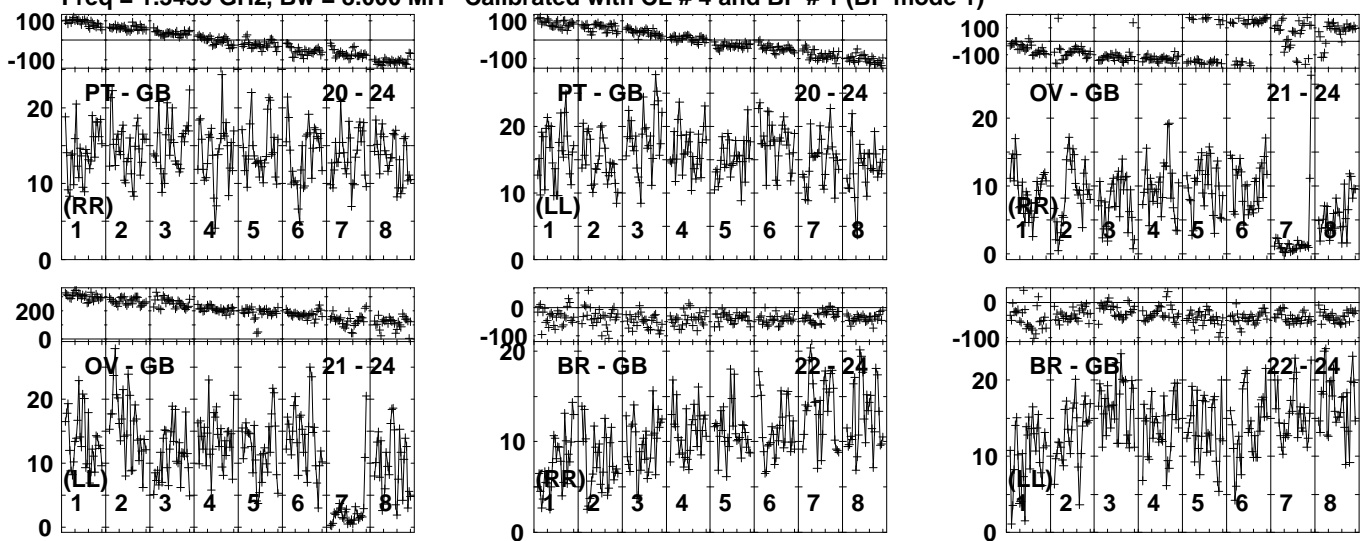


Lower frame: Milli Ampl Jy Top frame: Phas deg
Vector averaged cross-power spectrum Several baselines displayed
Timerange: 00/11:51:01 to 00/11:55:59

Plot file version 524 created 30-AUG-2023 08:45:39

J1100+1002 GM081D 1.UVDATA.1

Freq = 1.3435 GHz, Bw = 8.000 MH Calibrated with CL # 4 and BP # 1 (BP mode 1)

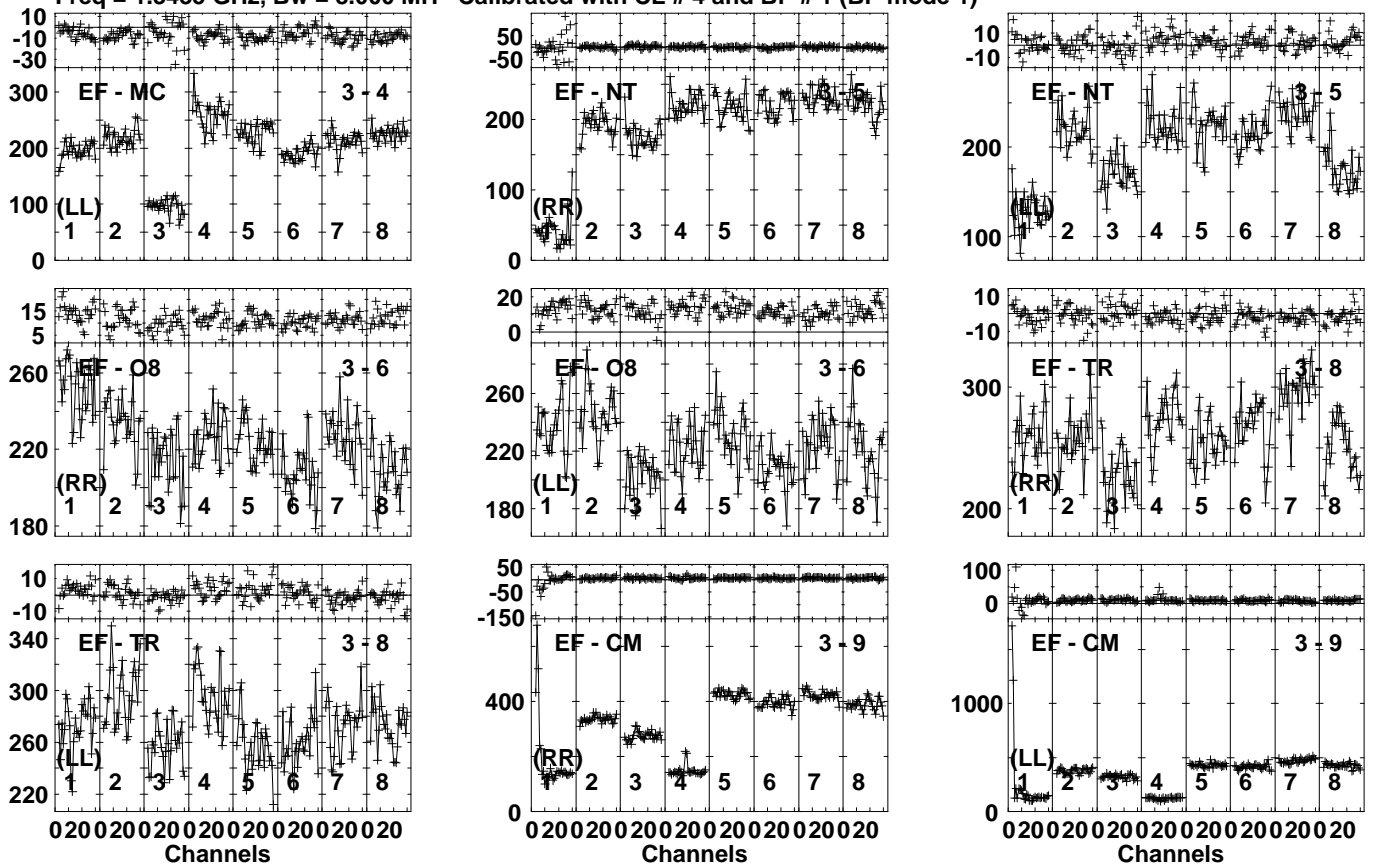


Lower frame: Milli Ampl Jy Top frame: Phas deg
Vector averaged cross-power spectrum Several baselines displayed
Timerange: 00/11:51:01 to 00/11:55:59

Plot file version 526 created 30-AUG-2023 08:45:41

J1103+1158 GM081D 1.UVDATA.1

Freq = 1.3435 GHz, Bw = 8.000 MH Calibrated with CL # 4 and BP # 1 (BP mode 1)

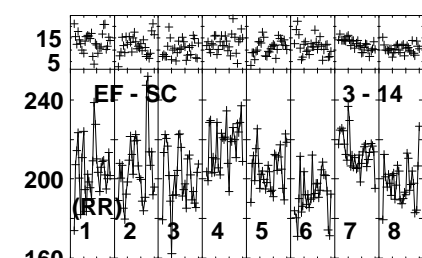
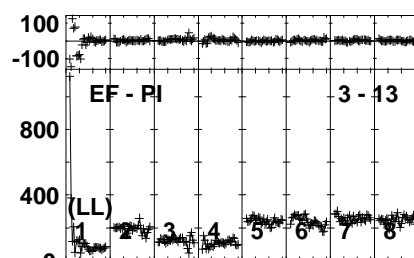
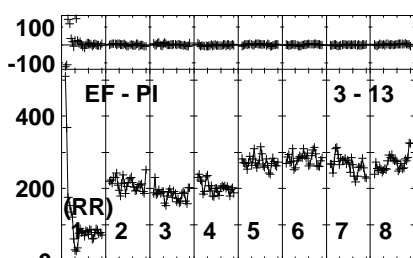
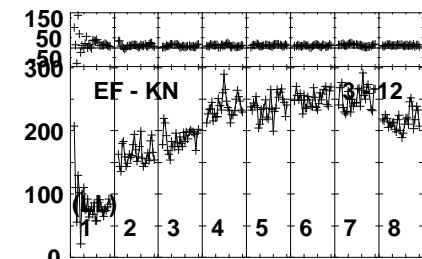
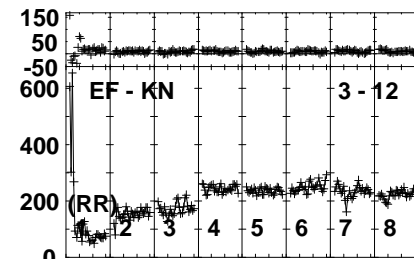
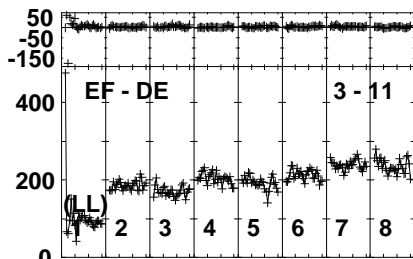
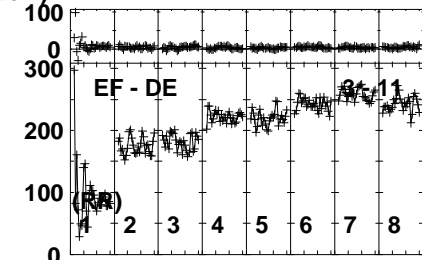
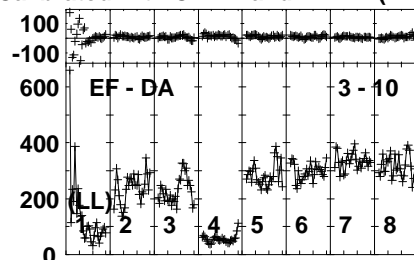
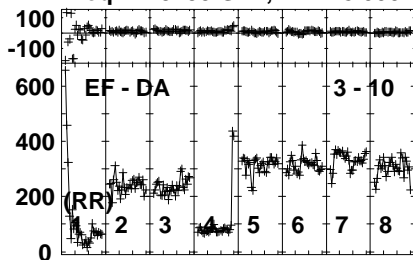


Lower frame: Milli Ampl Jy Top frame: Phas deg
Vector averaged cross-power spectrum Several baselines displayed
Timerange: 00/11:56:01 to 00/11:57:59

Plot file version 527 created 30-AUG-2023 08:45:42

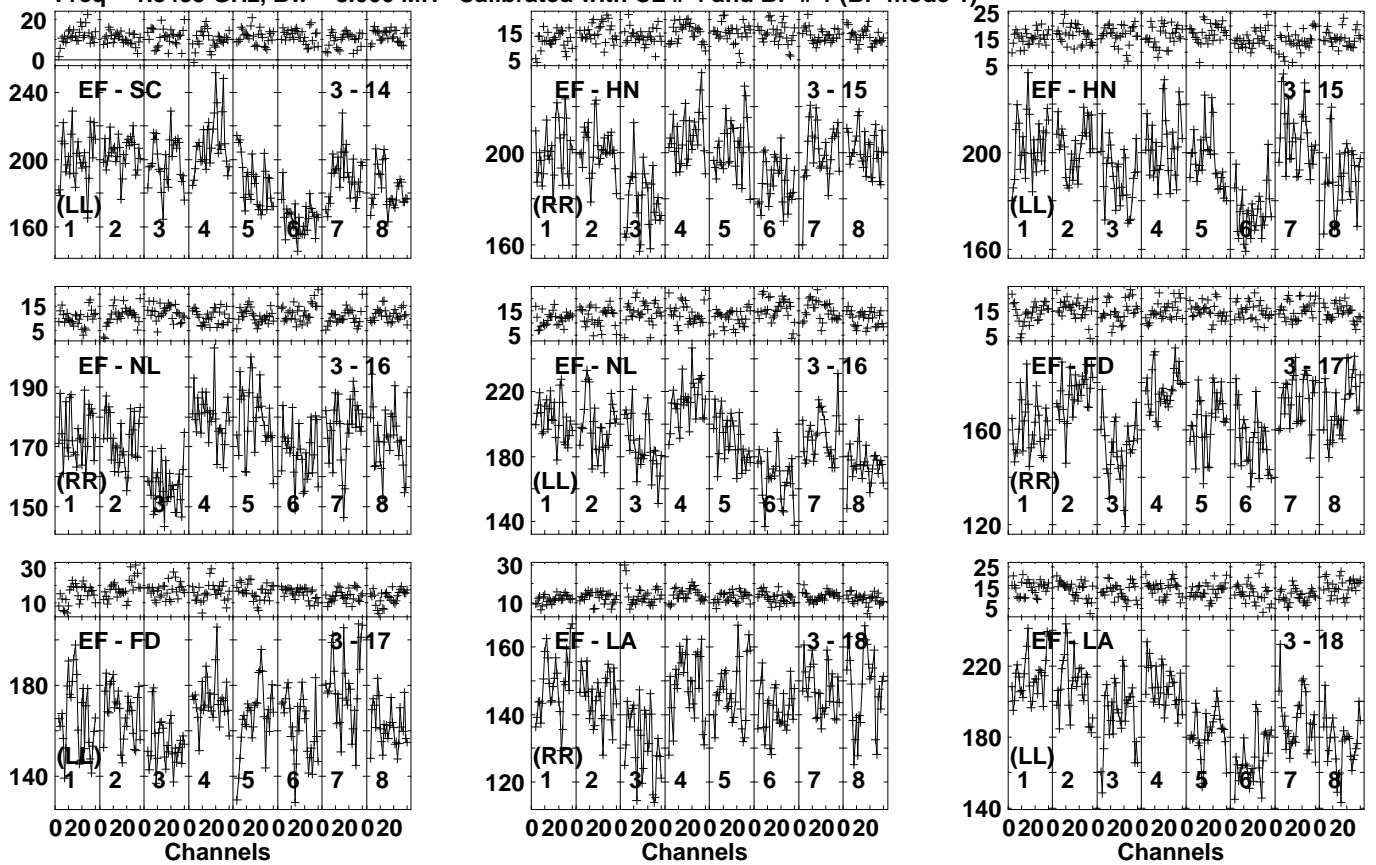
J1103+1158 GM081D 1.UVDATA.1

Freq = 1.3435 GHz, Bw = 8.000 MH Calibrated with CL # 4 and BP # 1 (BP mode 1)



Lower frame: Milli Ampl Jy Top frame: Phas deg
Vector averaged cross-power spectrum Several baselines displayed
Timerange: 00/11:56:01 to 00/11:57:59

Plot file version 528 created 30-AUG-2023 08:45:42
 J1103+1158 GM081D 1.UVDATA.1
 Freq = 1.3435 GHz, Bw = 8.000 MH Calibrated with CL # 4 and BP # 1 (BP mode 1)

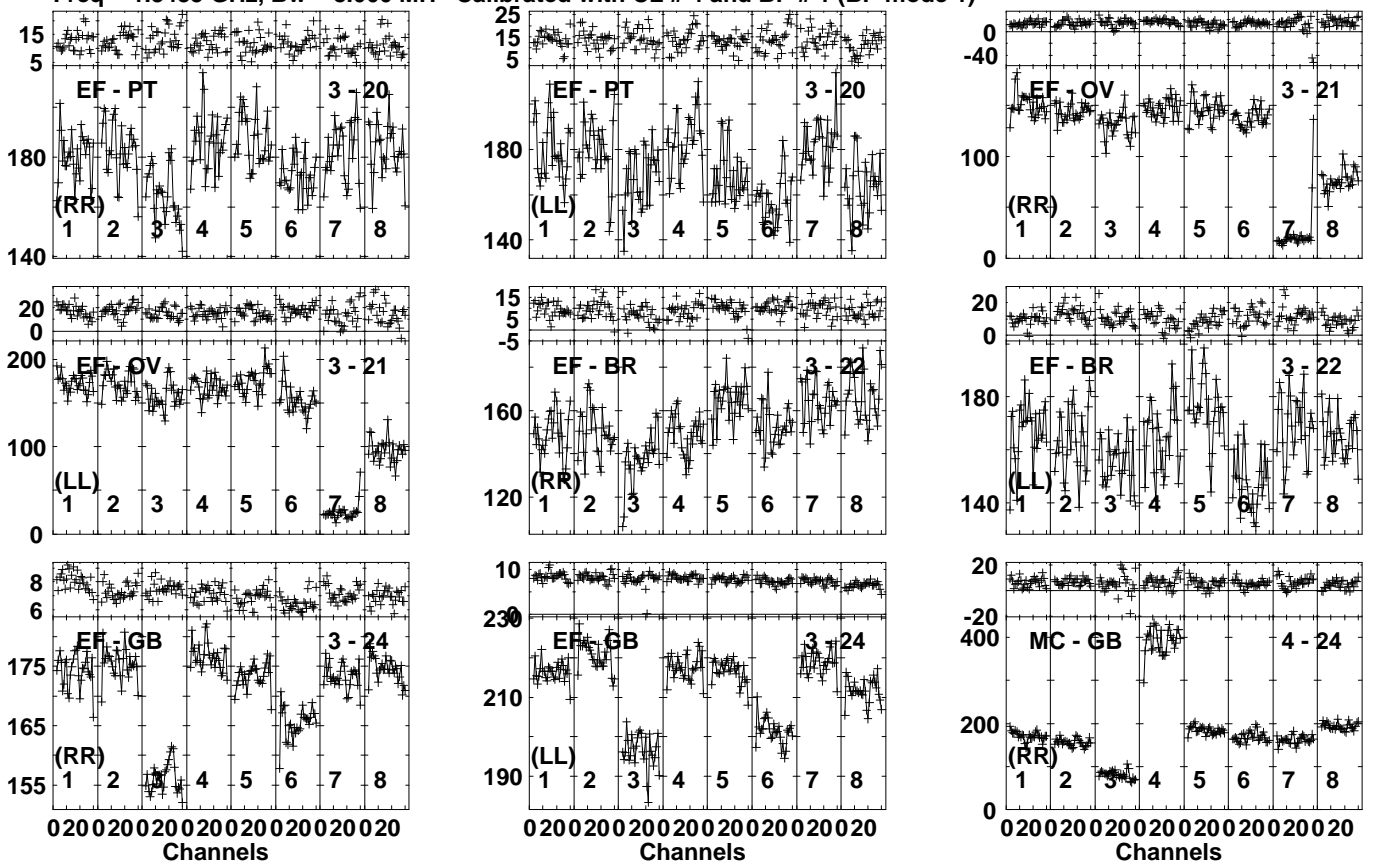


Lower frame: Milli Ampl Jy Top frame: Phas deg
 Vector averaged cross-power spectrum Several baselines displayed
 Timerange: 00/11:56:01 to 00/11:57:59

Plot file version 529 created 30-AUG-2023 08:45:43

J1103+1158 GM081D 1.UVDATA.1

Freq = 1.3435 GHz, Bw = 8.000 MH Calibrated with CL # 4 and BP # 1 (BP mode 1)

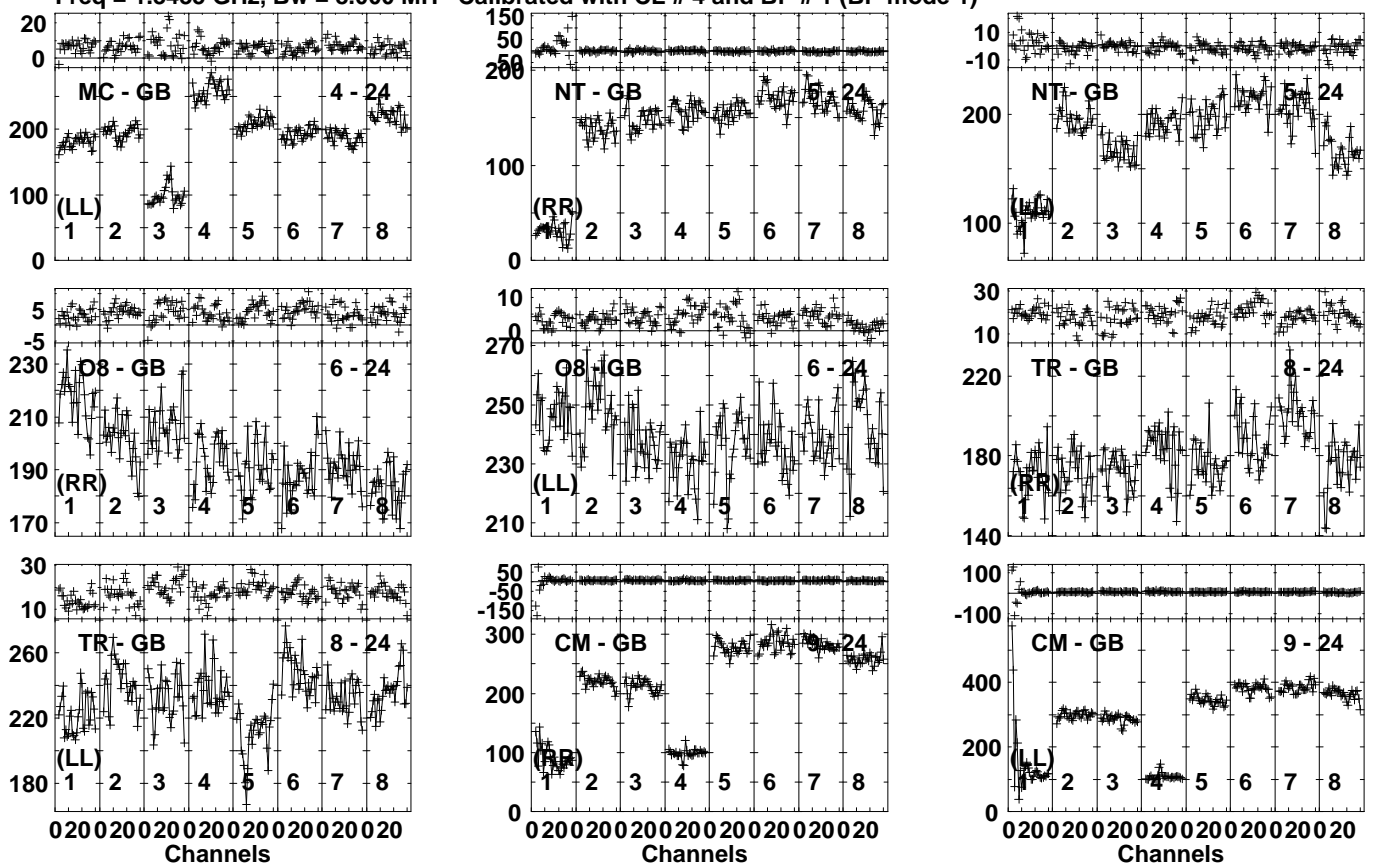


Lower frame: Milli Ampl Jy Top frame: Phas deg
 Vector averaged cross-power spectrum Several baselines displayed
 Timerange: 00/11:56:01 to 00/11:57:59

Plot file version 530 created 30-AUG-2023 08:45:44

J1103+1158 GM081D 1.UVDATA.1

Freq = 1.3435 GHz, Bw = 8.000 MH Calibrated with CL # 4 and BP # 1 (BP mode 1)

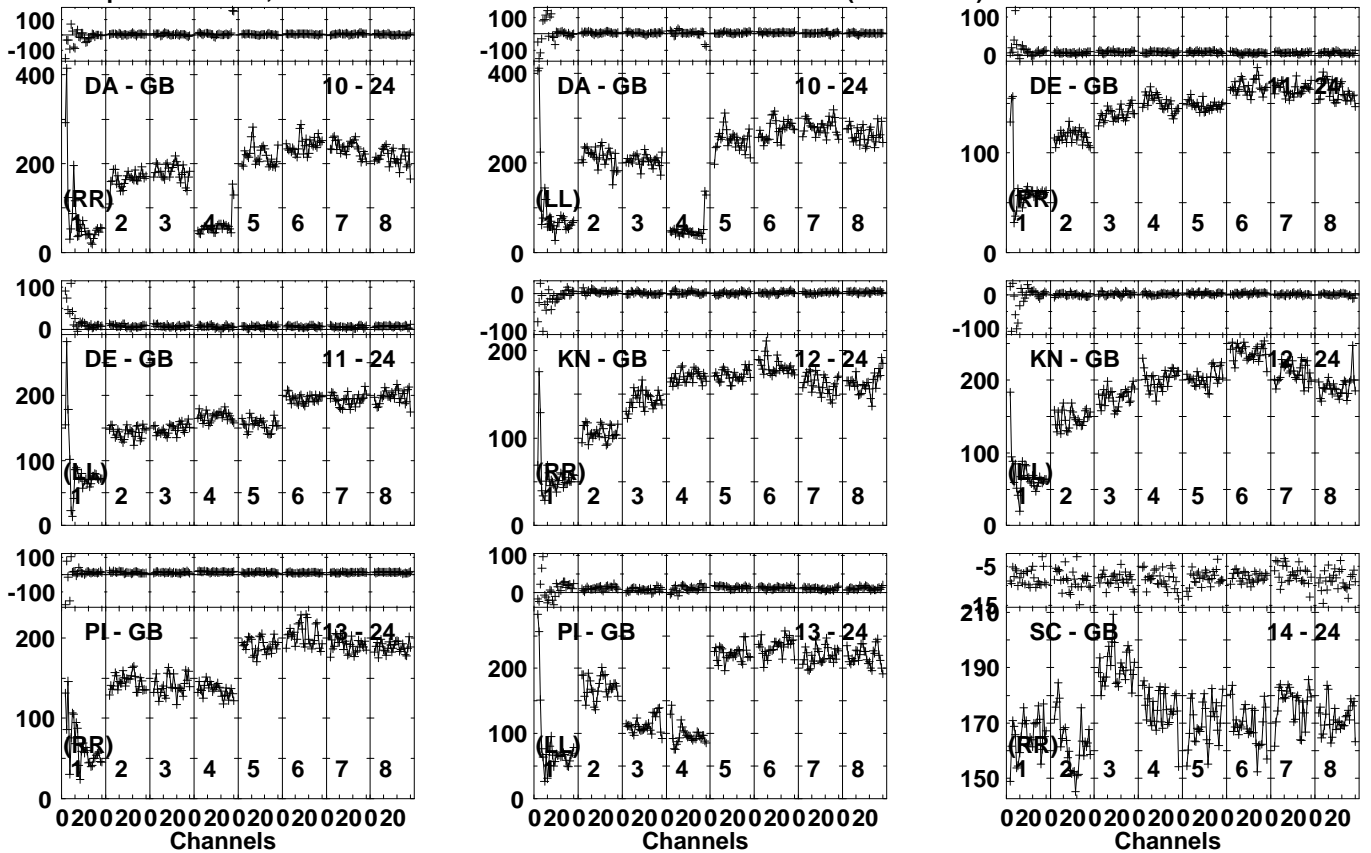


Lower frame: Milli Ampl Jy Top frame: Phas deg
 Vector averaged cross-power spectrum Several baselines displayed
 Timerange: 00/11:56:01 to 00/11:57:59

Plot file version 531 created 30-AUG-2023 08:45:44

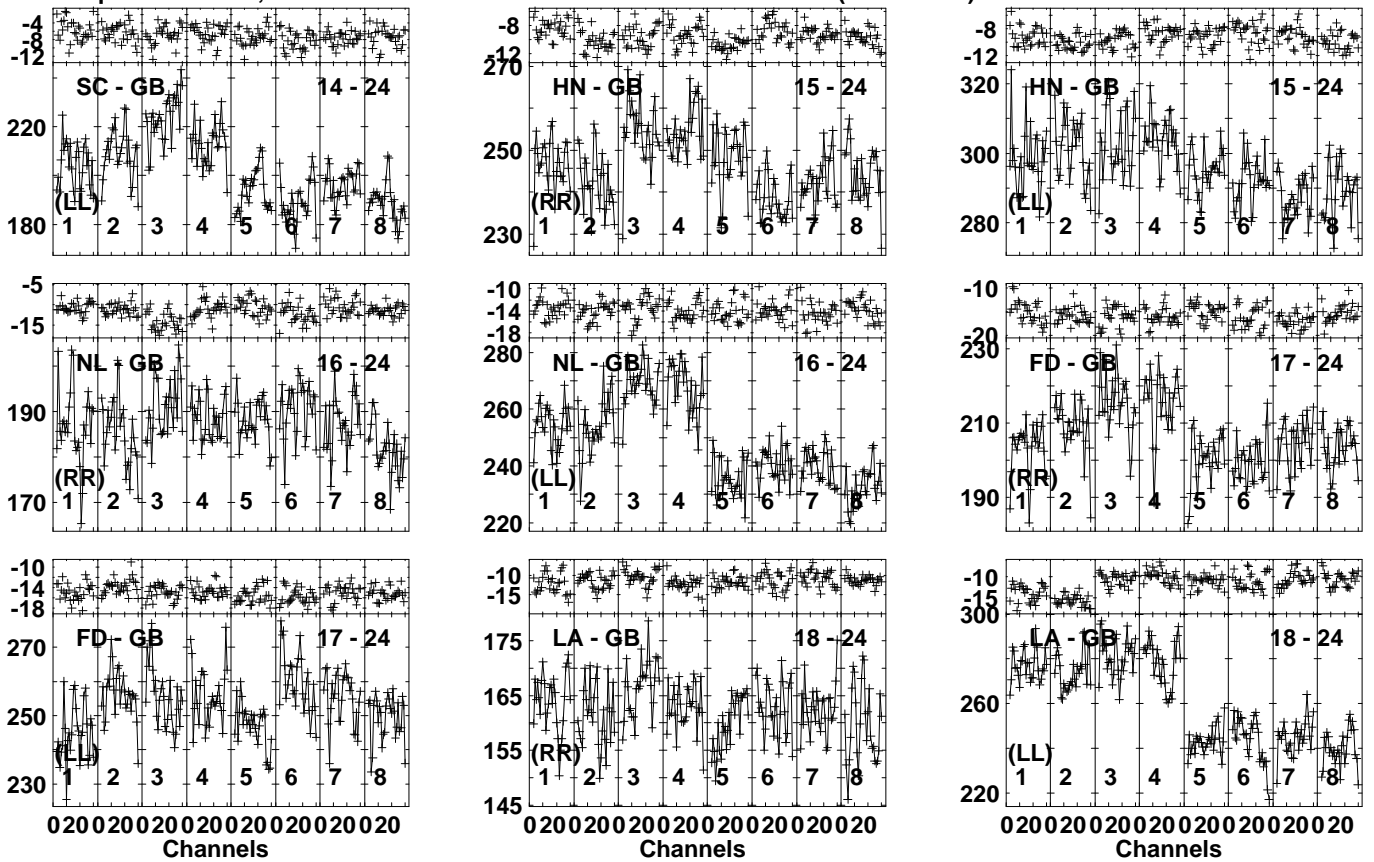
J1103+1158 GM081D 1.UVDATA.1

Freq = 1.3435 GHz, Bw = 8.000 MH Calibrated with CL # 4 and BP # 1 (BP mode 1)



Lower frame: Milli Ampl Jy Top frame: Phas deg
Vector averaged cross-power spectrum Several baselines displayed
Timerange: 00/11:56:01 to 00/11:57:59

Plot file version 532 created 30-AUG-2023 08:45:45
 J1103+1158 GM081D 1.UVDATA.1
 Freq = 1.3435 GHz, Bw = 8.000 MH Calibrated with CL # 4 and BP # 1 (BP mode 1)

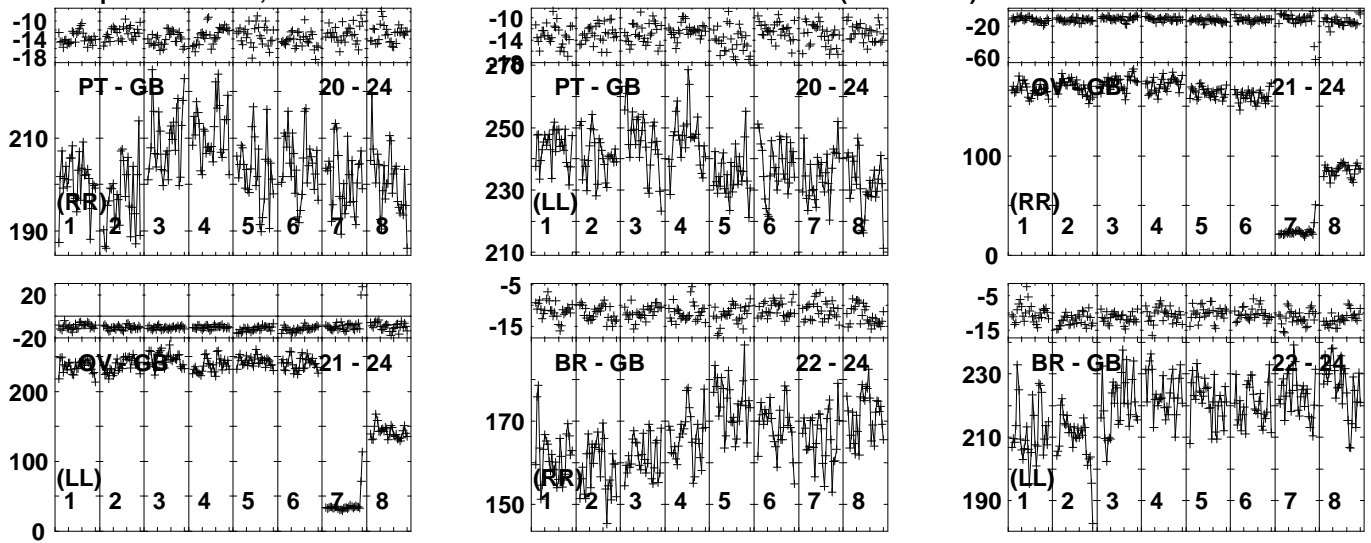


Lower frame: Milli Ampl Jy Top frame: Phas deg
 Vector averaged cross-power spectrum Several baselines displayed
 Timerange: 00/11:56:01 to 00/11:57:59

Plot file version 533 created 30-AUG-2023 08:45:46

J1103+1158 GM081D 1.UVDATA.1

Freq = 1.3435 GHz, Bw = 8.000 MH Calibrated with CL # 4 and BP # 1 (BP mode 1)

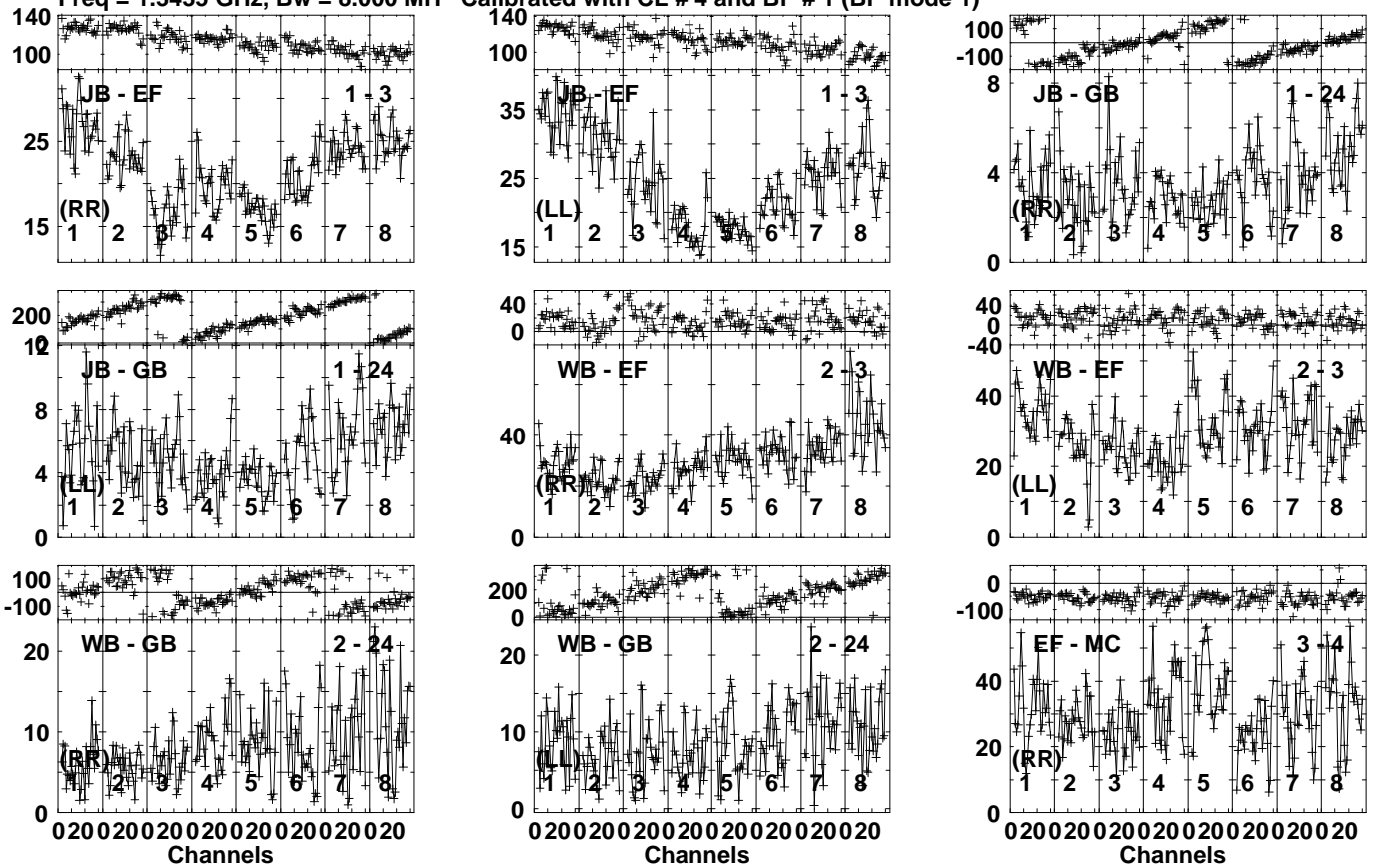


Lower frame: Milli Ampl Jy Top frame: Phas deg
Vector averaged cross-power spectrum Several baselines displayed
Timerange: 00/11:56:01 to 00/11:57:59

Plot file version 534 created 30-AUG-2023 08:45:46

J1100+1002 GM081D 1.UVDATA.1

Freq = 1.3435 GHz, Bw = 8.000 MH Calibrated with CL # 4 and BP # 1 (BP mode 1)

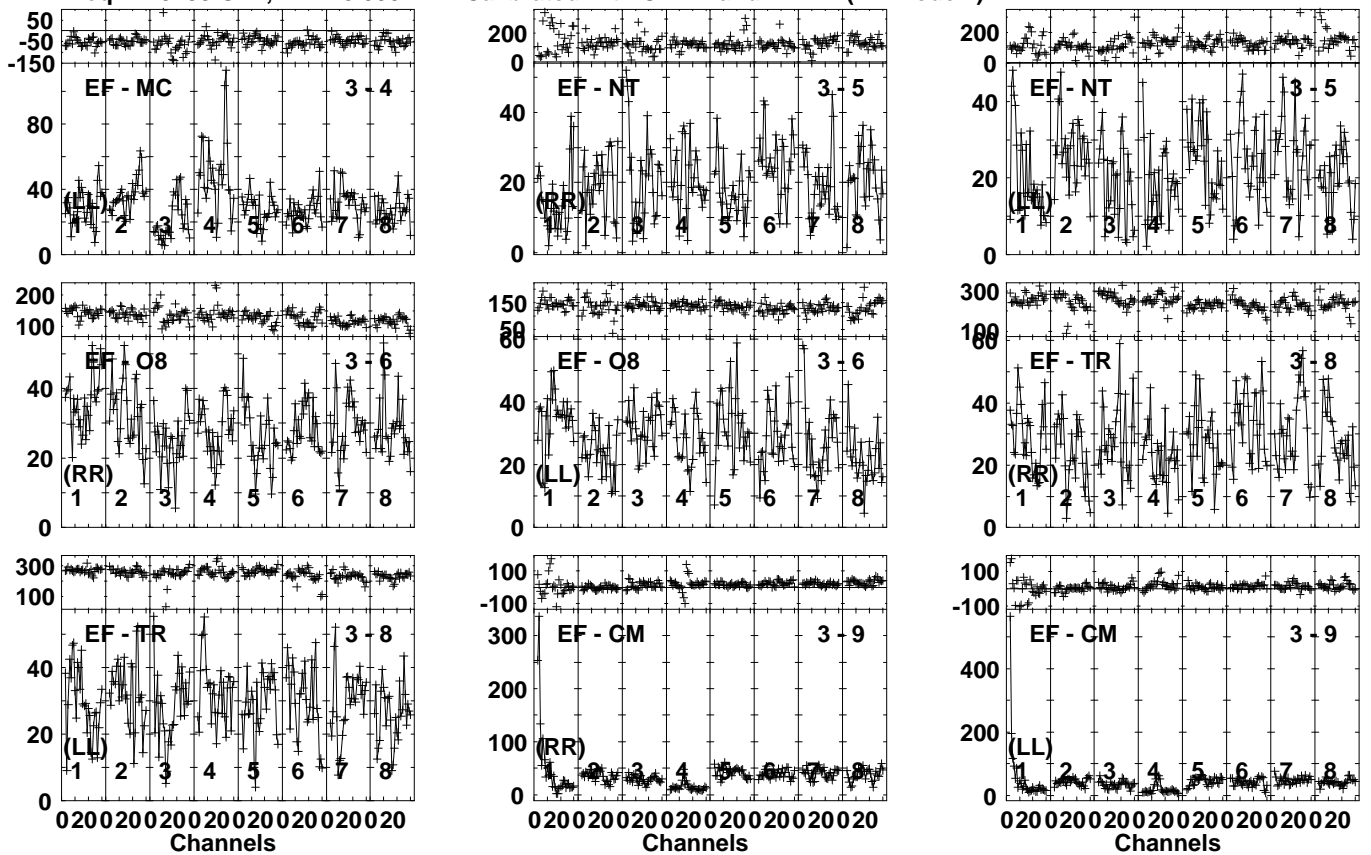


Lower frame: Milli Ampl Jy Top frame: Phas deg
Vector averaged cross-power spectrum Several baselines displayed
Timerange: 00/11:58:01 to 00/12:02:59

Plot file version 535 created 30-AUG-2023 08:45:47

J1100+1002 GM081D 1.UVDATA.1

Freq = 1.3435 GHz, Bw = 8.000 MH Calibrated with CL # 4 and BP # 1 (BP mode 1)

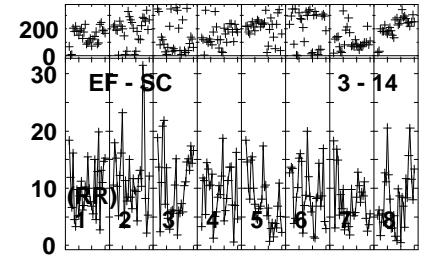
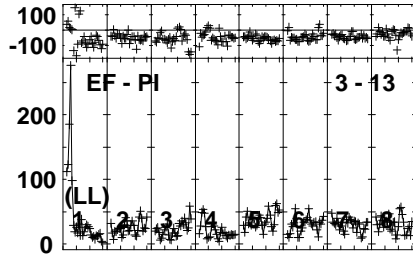
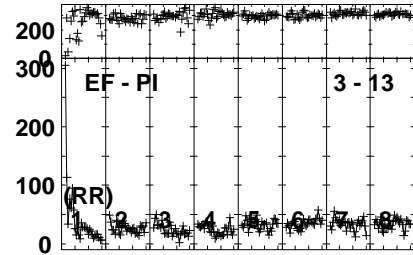
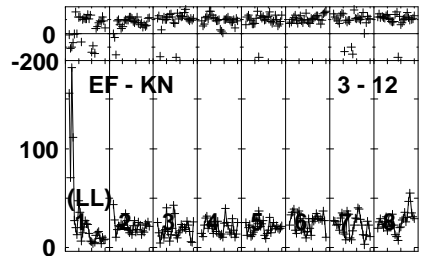
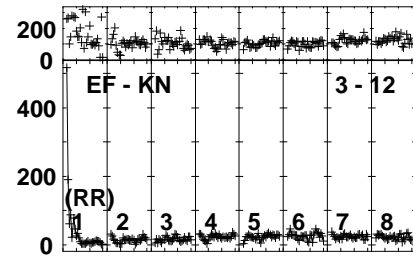
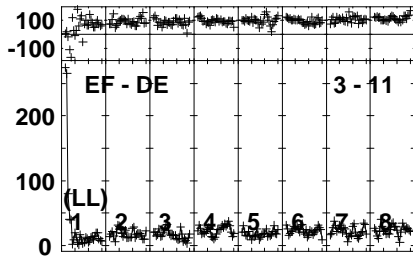
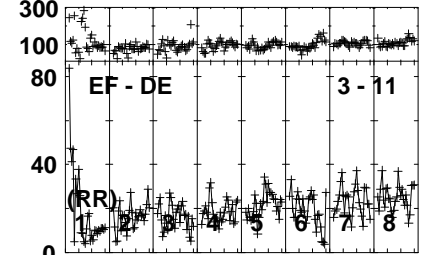
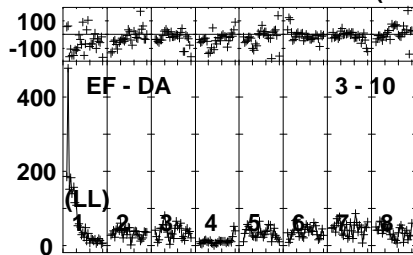
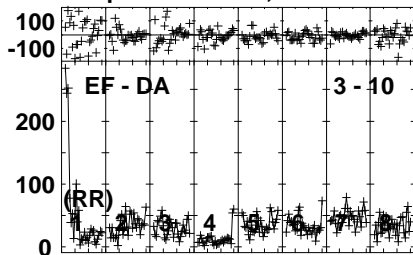


Lower frame: Milli Ampl Jy Top frame: Phas deg
Vector averaged cross-power spectrum Several baselines displayed
Timerange: 00/11:58:01 to 00/12:02:59

Plot file version 536 created 30-AUG-2023 08:45:48

J1100+1002 GM081D 1.UVDATA.1

Freq = 1.3435 GHz, Bw = 8.000 MH Calibrated with CL # 4 and BP # 1 (BP mode 1)

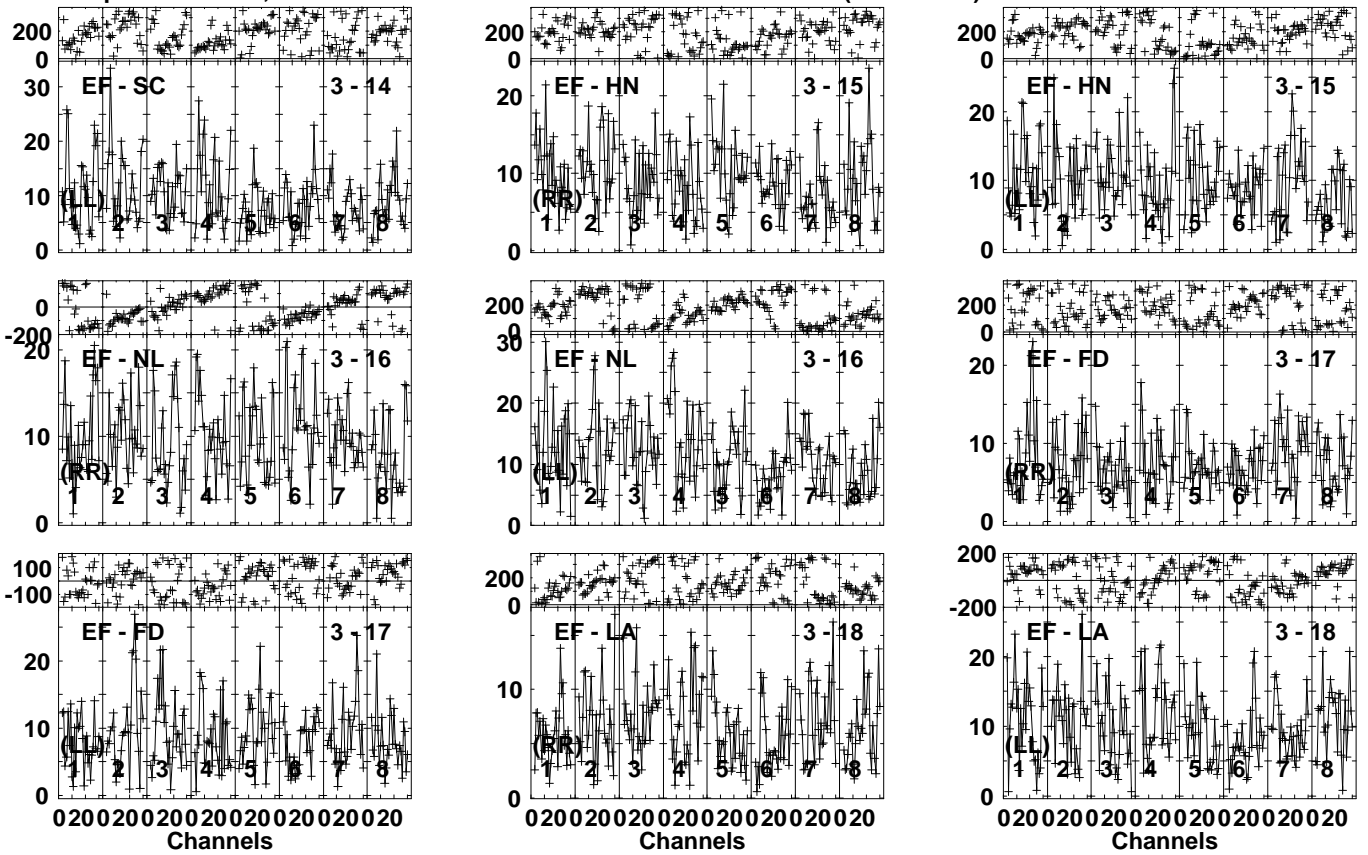


Lower frame: Milli Ampl Jy Top frame: Phas deg
Vector averaged cross-power spectrum Several baselines displayed
Timerange: 00/11:58:01 to 00/12:02:59

Plot file version 537 created 30-AUG-2023 08:45:48

J1100+1002 GM081D 1.UVDATA.1

Freq = 1.3435 GHz, Bw = 8.000 MH Calibrated with CL # 4 and BP # 1 (BP mode 1)

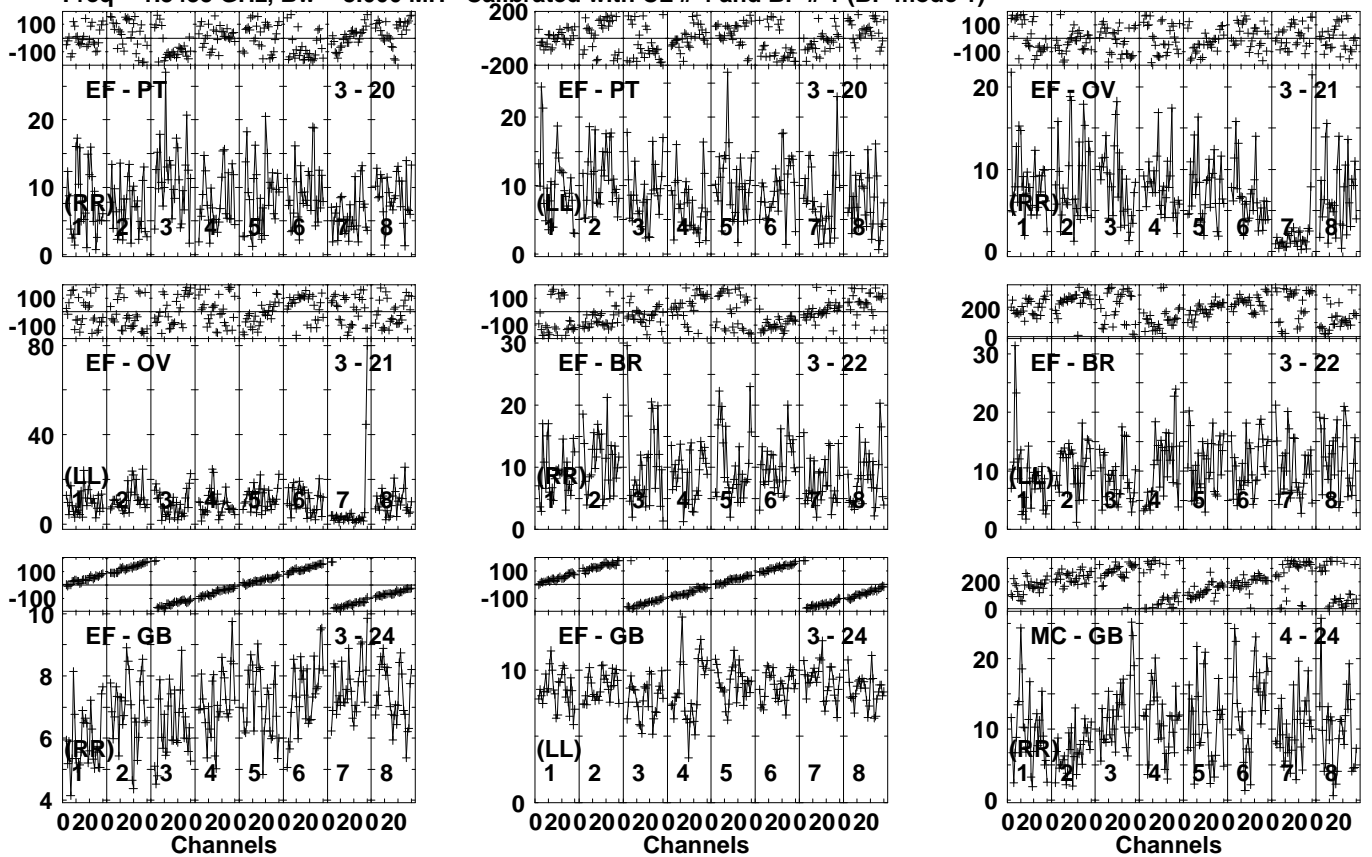


Lower frame: Milli Ampl Jy Top frame: Phas deg
Vector averaged cross-power spectrum Several baselines displayed
Timerange: 00/11:58:01 to 00/12:02:59

Plot file version 538 created 30-AUG-2023 08:45:49

J1100+1002 GM081D 1.UVDATA.1

Freq = 1.3435 GHz, Bw = 8.000 MH Calibrated with CL # 4 and BP # 1 (BP mode 1)

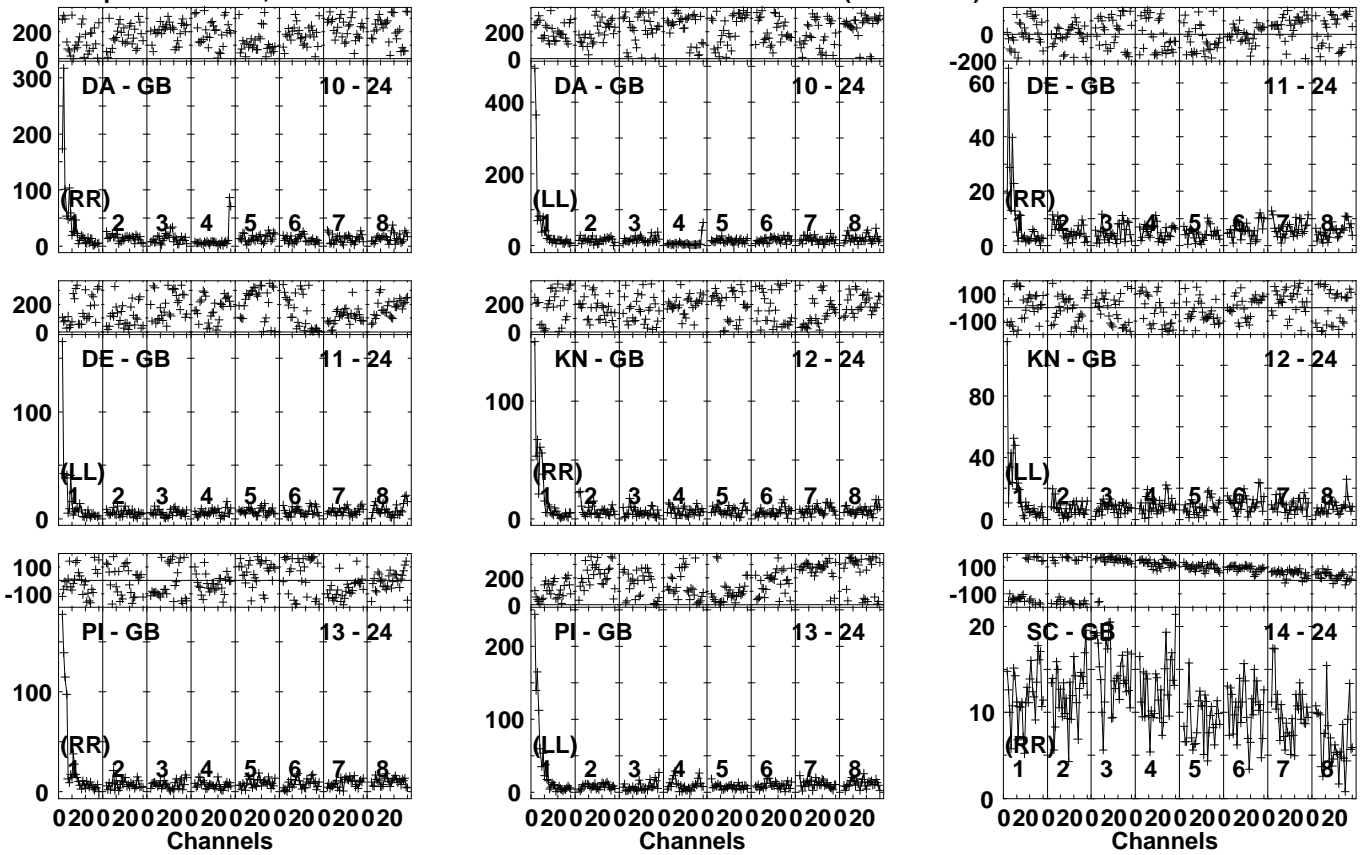


Lower frame: Milli Ampl Jy Top frame: Phas deg
Vector averaged cross-power spectrum Several baselines displayed
Timerange: 00/11:58:01 to 00/12:02:59

Plot file version 540 created 30-AUG-2023 08:45:51

J1100+1002 GM081D 1.UVDATA.1

Freq = 1.3435 GHz, Bw = 8.000 MH Calibrated with CL # 4 and BP # 1 (BP mode 1)

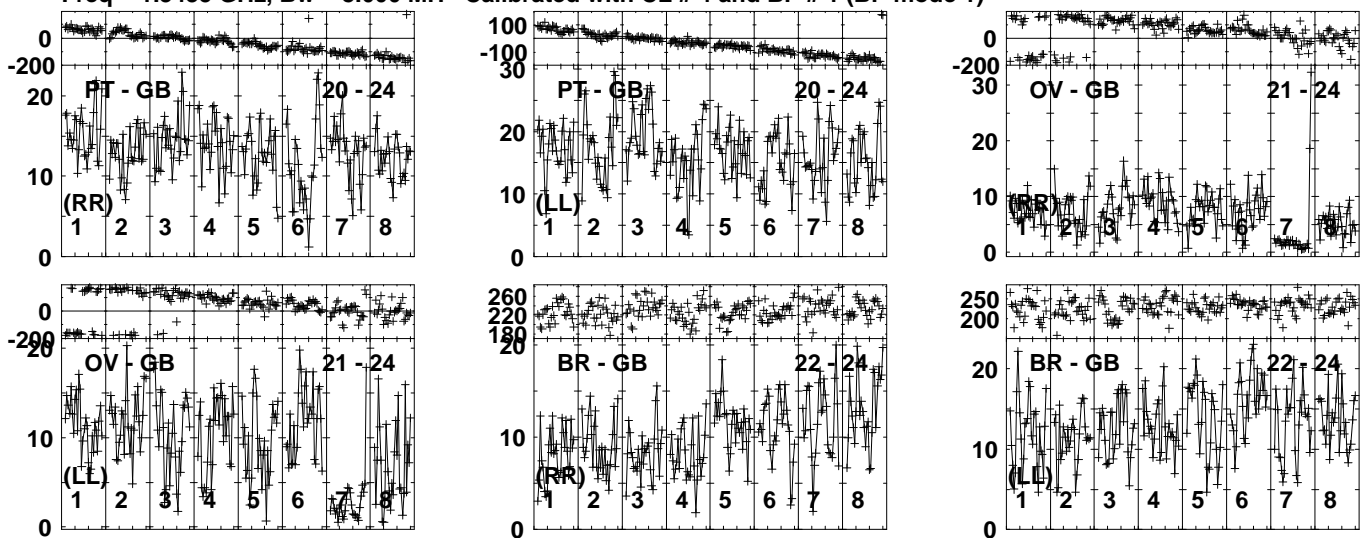


Lower frame: Milli Ampl Jy Top frame: Phas deg
Vector averaged cross-power spectrum Several baselines displayed
Timerange: 00/11:58:01 to 00/12:02:59

Plot file version 542 created 30-AUG-2023 08:45:52

J1100+1002 GM081D 1.UVDATA.1

Freq = 1.3435 GHz, Bw = 8.000 MH Calibrated with CL # 4 and BP # 1 (BP mode 1)

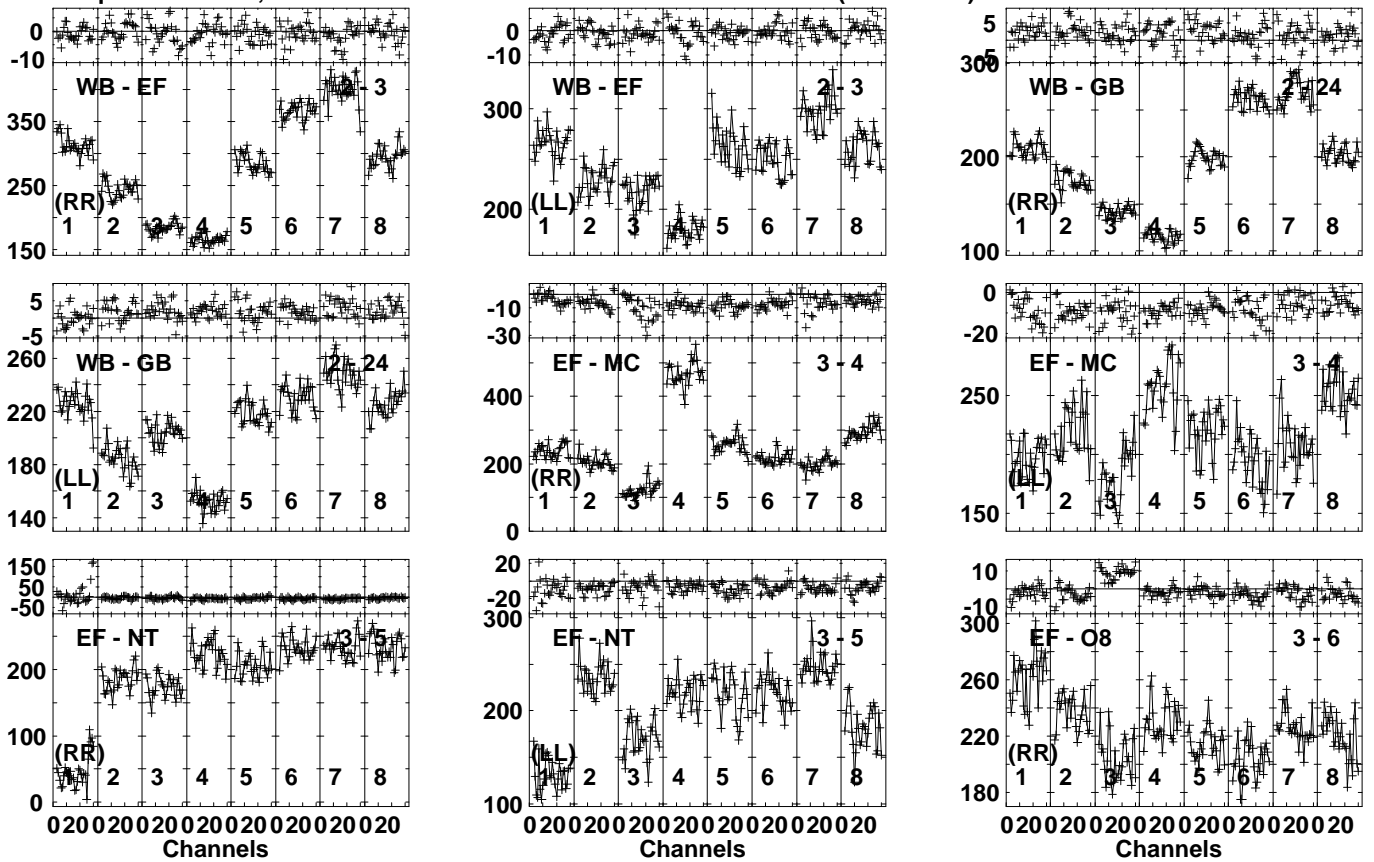


Lower frame: Milli Ampl Jy Top frame: Phas deg

Vector averaged cross-power spectrum Several baselines displayed

Timerange: 00/11:58:01 to 00/12:02:59

Plot file version 543 created 30-AUG-2023 08:45:53
 J1103+1158 GM081D 1.UVDATA.1
 Freq = 1.3435 GHz, Bw = 8.000 MH Calibrated with CL # 4 and BP # 1 (BP mode 1)

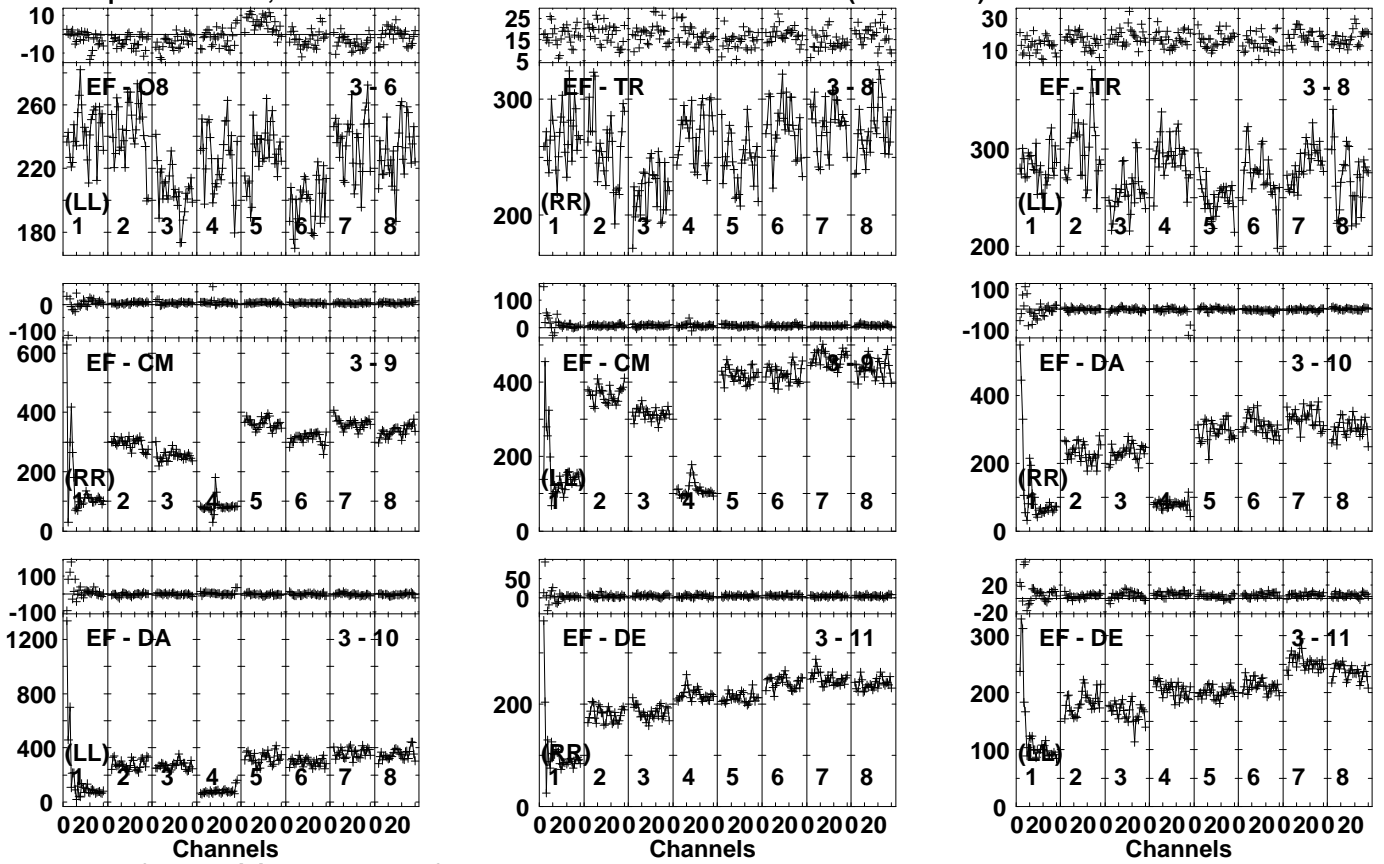


Lower frame: Milli Ampl Jy Top frame: Phas deg
 Vector averaged cross-power spectrum Several baselines displayed
 Timerange: 00:12:03:31 to 00:12:04:59

Plot file version 544 created 30-AUG-2023 08:45:54

J1103+1158 GM081D 1.UVDATA.1

Freq = 1.3435 GHz, Bw = 8.000 MH Calibrated with CL # 4 and BP # 1 (BP mode 1)

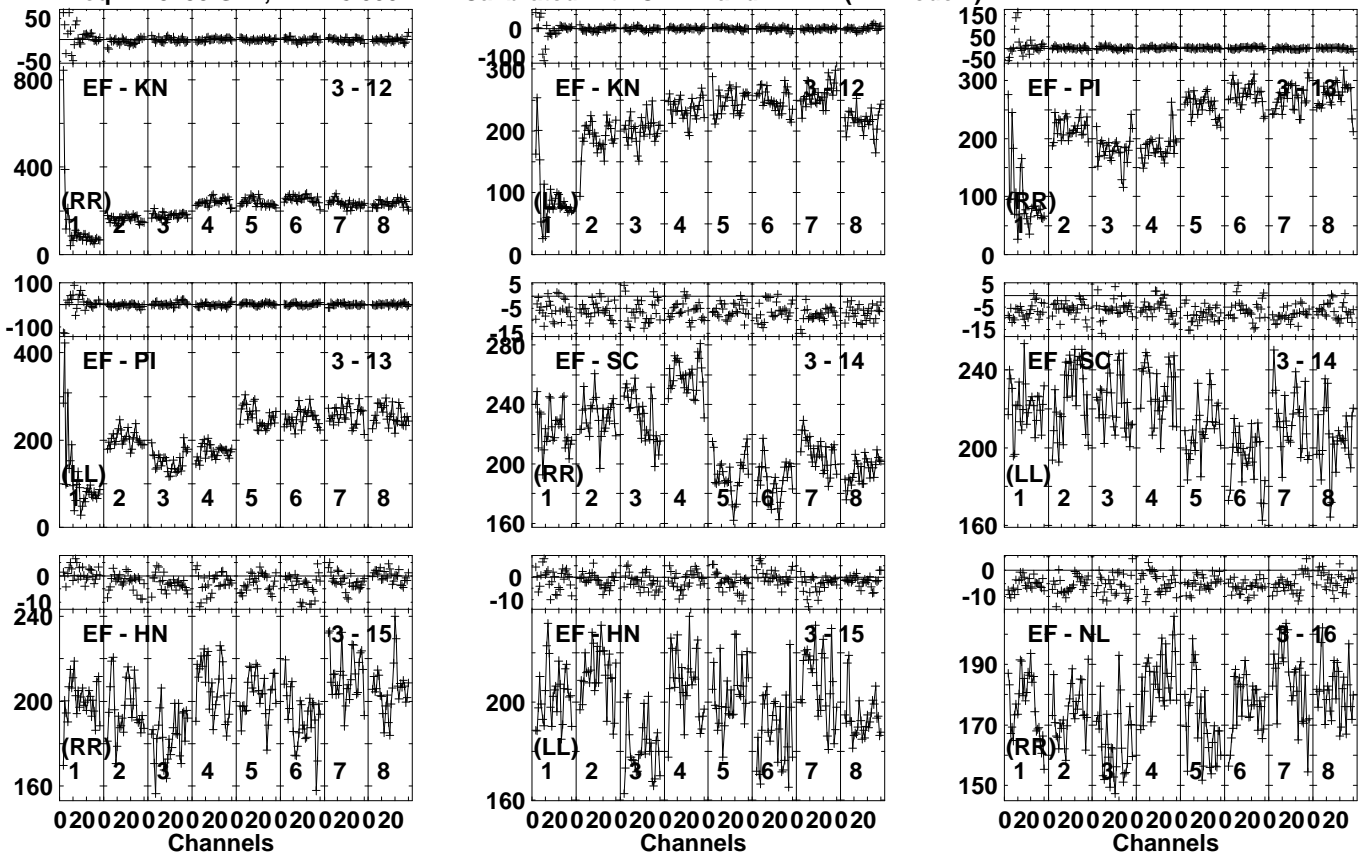


Lower frame: Milli Ampl Jy Top frame: Phas deg
 Vector averaged cross-power spectrum Several baselines displayed
 Timerange: 00/12:03:31 to 00/12:04:59

Plot file version 545 created 30-AUG-2023 08:45:54

J1103+1158 GM081D 1.UVDATA.1

Freq = 1.3435 GHz, Bw = 8.000 MH Calibrated with CL # 4 and BP # 1 (BP mode 1)

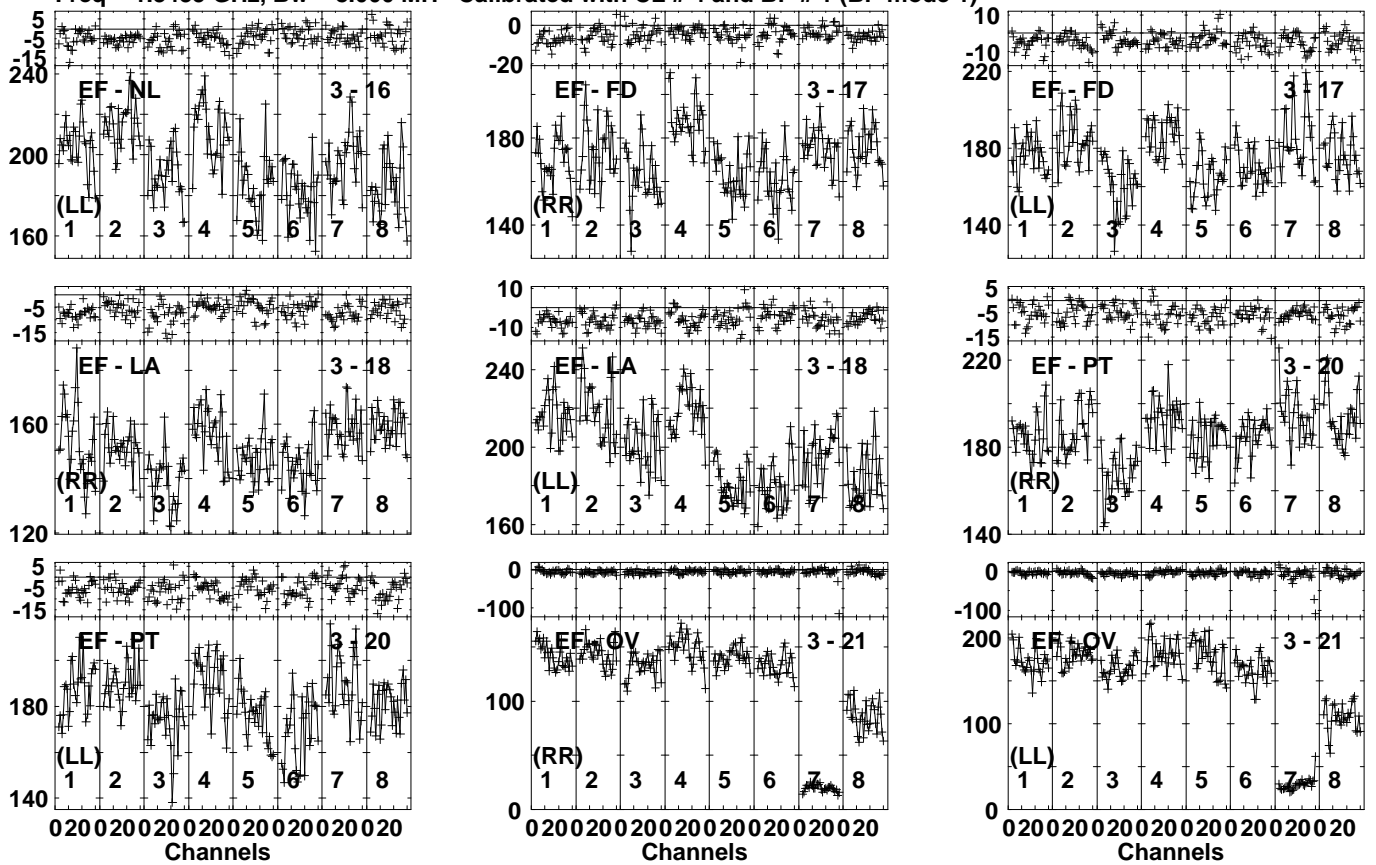


Lower frame: Milli Ampl Jy Top frame: Phas deg
Vector averaged cross-power spectrum Several baselines displayed
Timerange: 00/12:03:31 to 00/12:04:59

Plot file version 546 created 30-AUG-2023 08:45:55

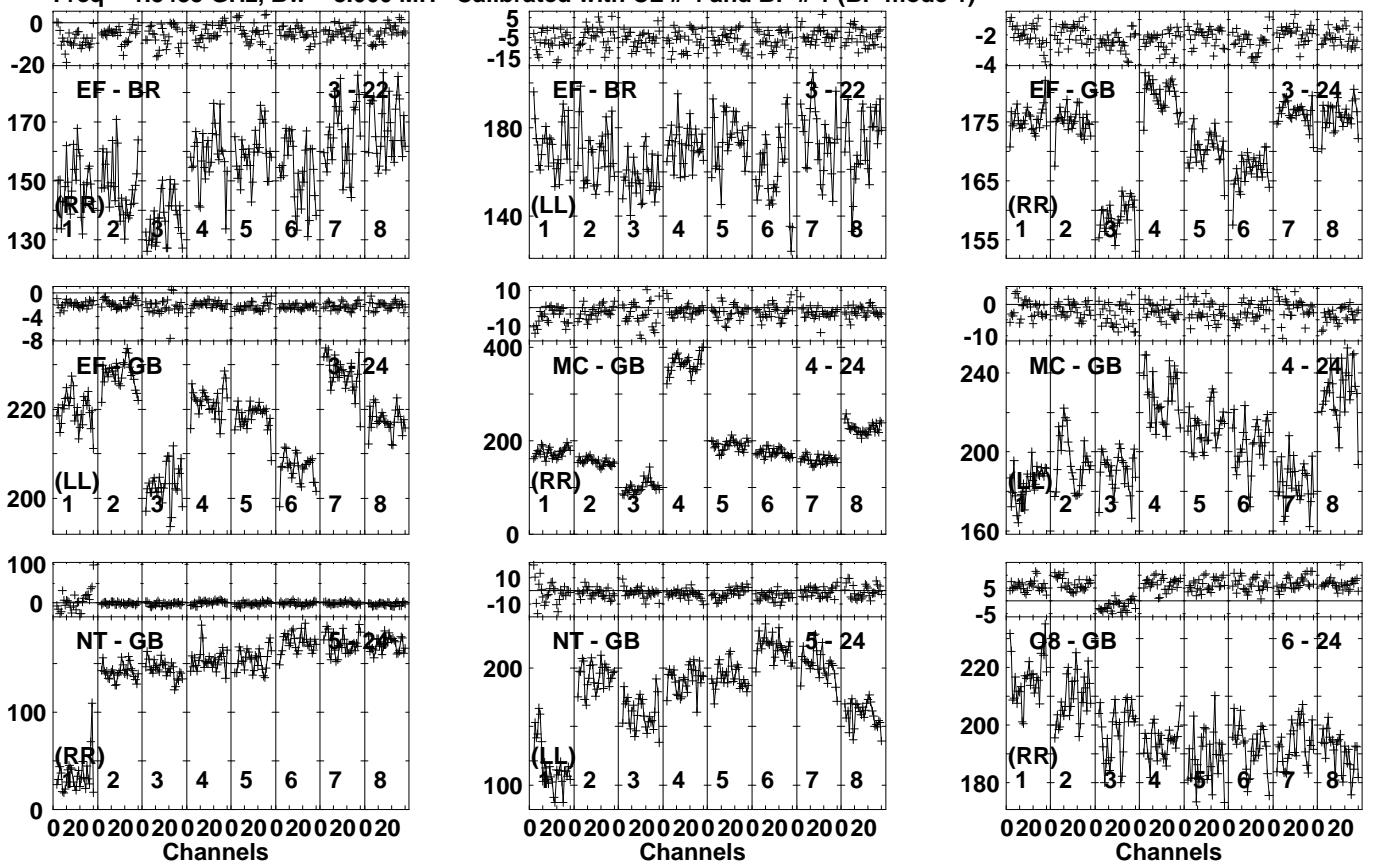
J1103+1158 GM081D 1.UVDATA.1

Freq = 1.3435 GHz, Bw = 8.000 MH Calibrated with CL # 4 and BP # 1 (BP mode 1)



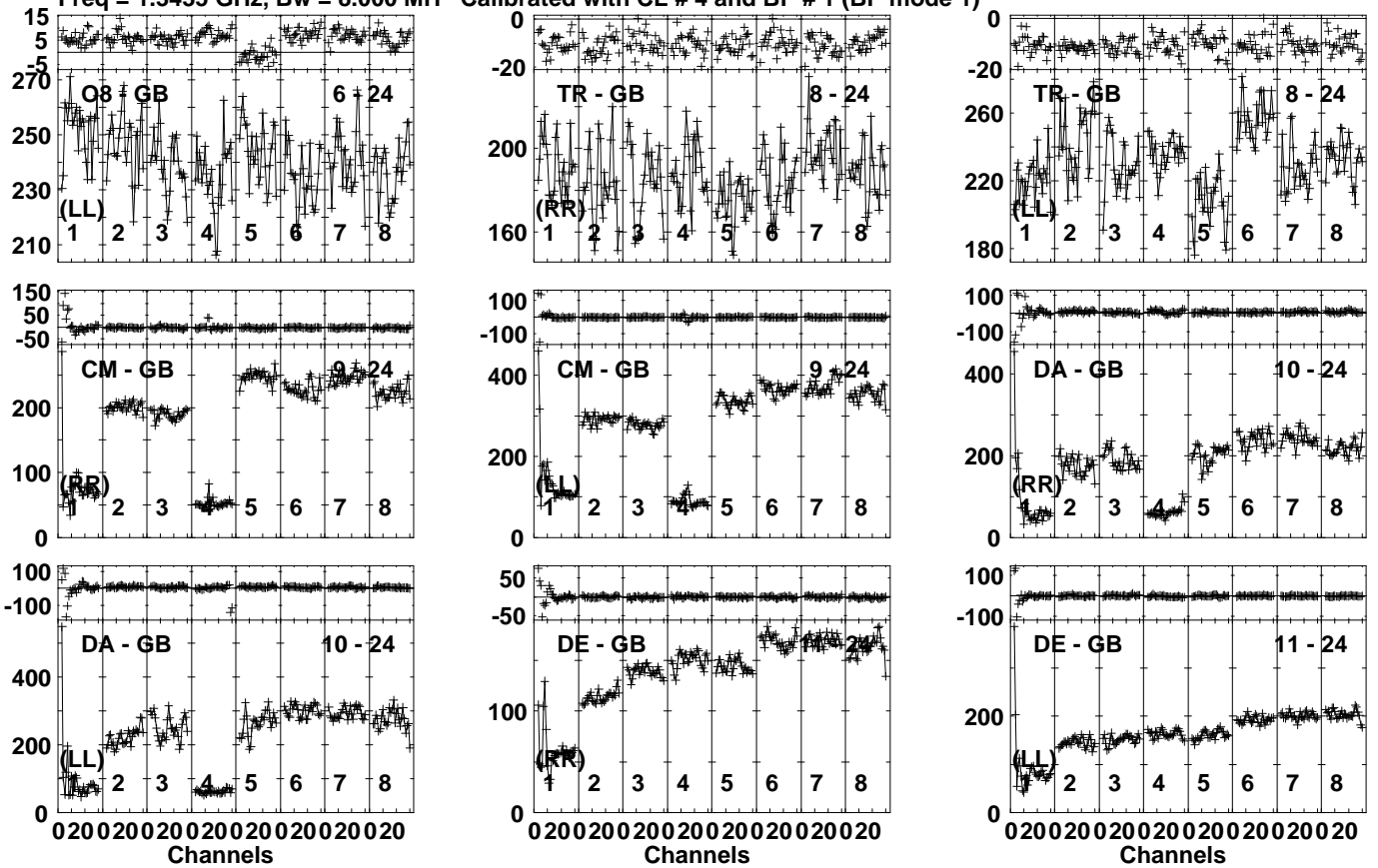
Lower frame: Milli Ampl Jy Top frame: Phas deg
Vector averaged cross-power spectrum Several baselines displayed
Timerange: 00/12:03:31 to 00/12:04:59

Plot file version 547 created 30-AUG-2023 08:45:56
 J1103+1158 GM081D 1.UVDATA.1
 Freq = 1.3435 GHz, Bw = 8.000 MH Calibrated with CL # 4 and BP # 1 (BP mode 1)



Lower frame: Milli Ampl Jy Top frame: Phas deg
 Vector averaged cross-power spectrum Several baselines displayed
 Timerange: 00/12:03:31 to 00/12:04:59

Plot file version 548 created 30-AUG-2023 08:45:56
 J1103+1158 GM081D 1.UVDATA.1
 Freq = 1.3435 GHz, Bw = 8.000 MH Calibrated with CL # 4 and BP # 1 (BP mode 1)

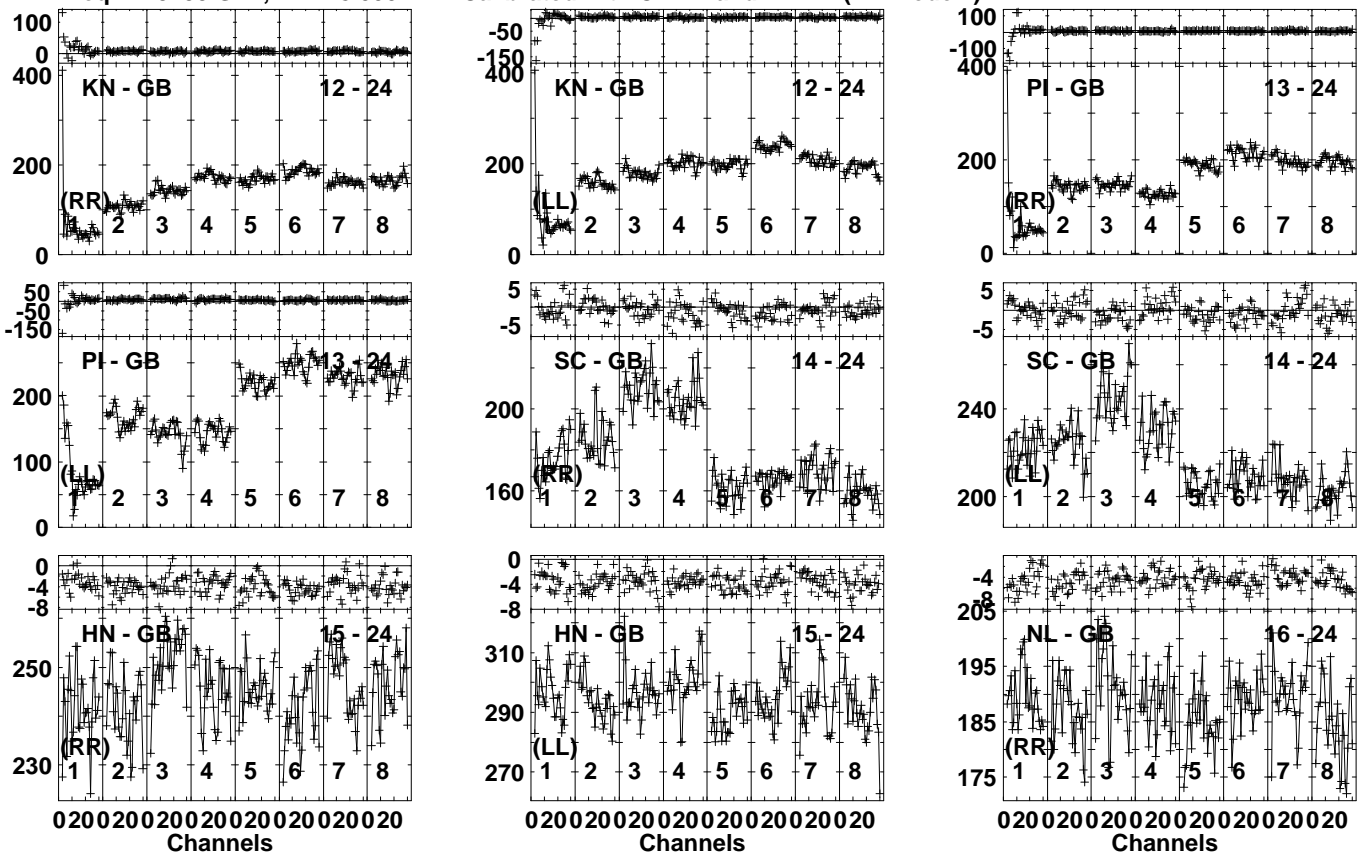


Lower frame: Milli Ampl Jy Top frame: Phas deg
 Vector averaged cross-power spectrum Several baselines displayed
 Timerange: 00/12:03:31 to 00/12:04:59

Plot file version 549 created 30-AUG-2023 08:45:57

J1103+1158 GM081D 1.UVDATA.1

Freq = 1.3435 GHz, Bw = 8.000 MH Calibrated with CL # 4 and BP # 1 (BP mode 1)

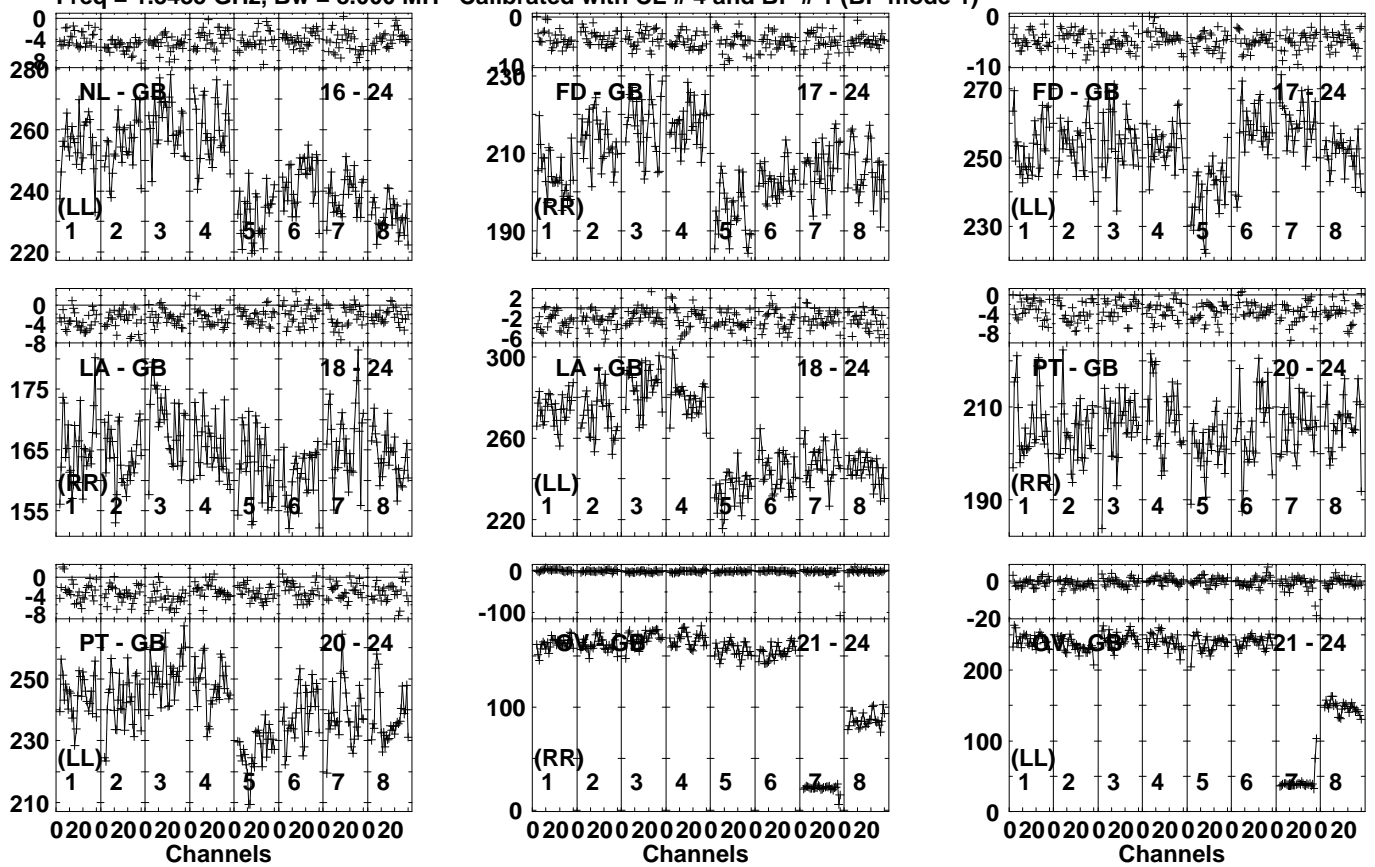


Lower frame: Milli Ampl Jy Top frame: Phas deg
Vector averaged cross-power spectrum Several baselines displayed
Timerange: 00/12:03:31 to 00/12:04:59

Plot file version 550 created 30-AUG-2023 08:45:58

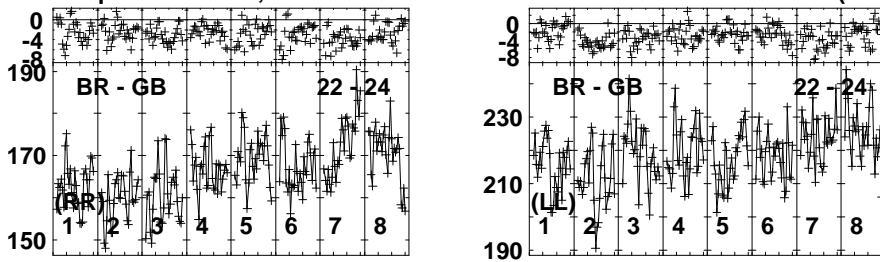
J1103+1158 GM081D 1.UVDATA.1

Freq = 1.3435 GHz, Bw = 8.000 MH Calibrated with CL # 4 and BP # 1 (BP mode 1)



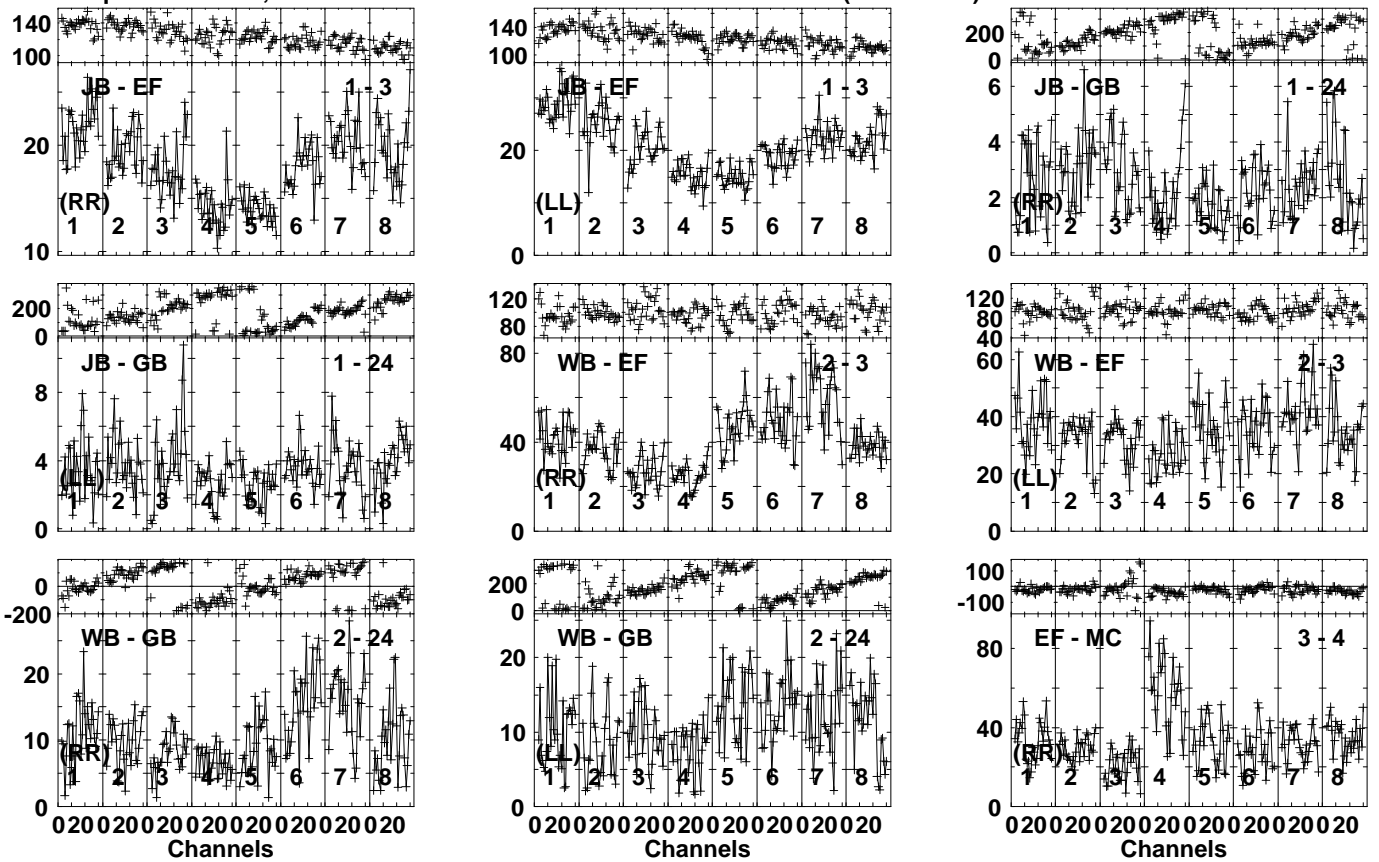
Lower frame: Milli Ampl Jy Top frame: Phas deg
Vector averaged cross-power spectrum Several baselines displayed
Timerange: 00/12:03:31 to 00/12:04:59

Plot file version 551 created 30-AUG-2023 08:45:58
 J1103+1158 GM081D 1.UVDATA.1
 Freq = 1.3435 GHz, Bw = 8.000 MH Calibrated with CL # 4 and BP # 1 (BP mode 1)



Lower frame: Milli Ampl Jy Top frame: Phas deg
 Vector averaged cross-power spectrum Several baselines displayed
 Timerange: 00/12:03:31 to 00/12:04:59

Plot file version 552 created 30-AUG-2023 08:45:59
 J1100+1002 GM081D 1.UVDATA.1
 Freq = 1.3435 GHz, Bw = 8.000 MH Calibrated with CL # 4 and BP # 1 (BP mode 1)



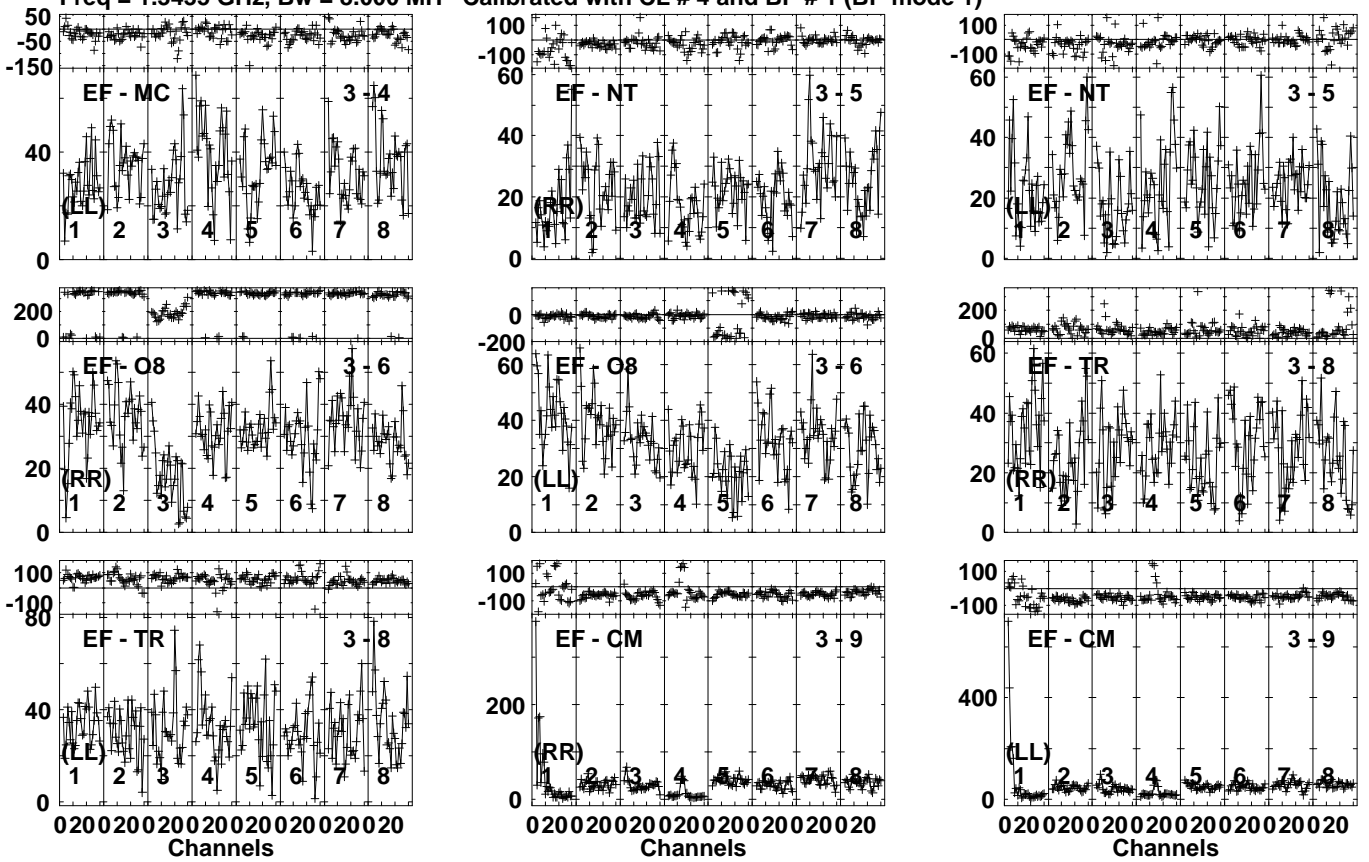
Lower frame: Milli Ampl Jy Top frame: Phas deg
 Vector averaged cross-power spectrum Several baselines displayed
 Timerange: 00/12:05:01 to 00/12:09:59

Plot file version 553 created 30-AUG-2023 08:45:59

J1100+1002 GM081D 1.UVDATA.1

Freq = 1.3435 GHz, Bw = 8.000 MH

Calibrated with CL # 4 and BP # 1 (BP mode 1)

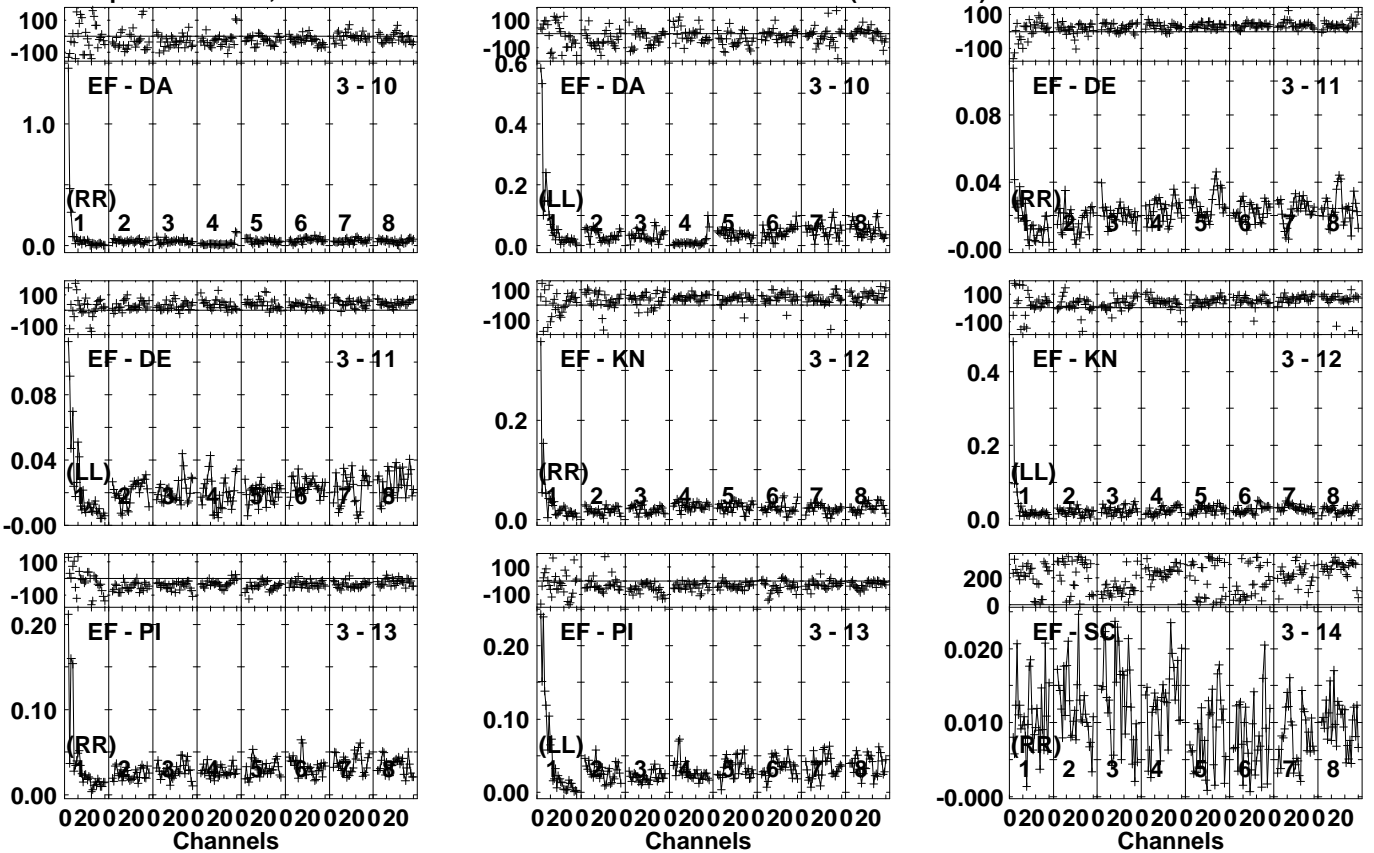


Lower frame: Milli Ampl Jy Top frame: Phas deg
Vector averaged cross-power spectrum Several baselines displayed
Timerange: 00/12:05:01 to 00/12:09:59

Plot file version 554 created 30-AUG-2023 08:46:00

J1100+1002 GM081D 1.UVDATA.1

Freq = 1.3435 GHz, Bw = 8.000 MH Calibrated with CL # 4 and BP # 1 (BP mode 1)

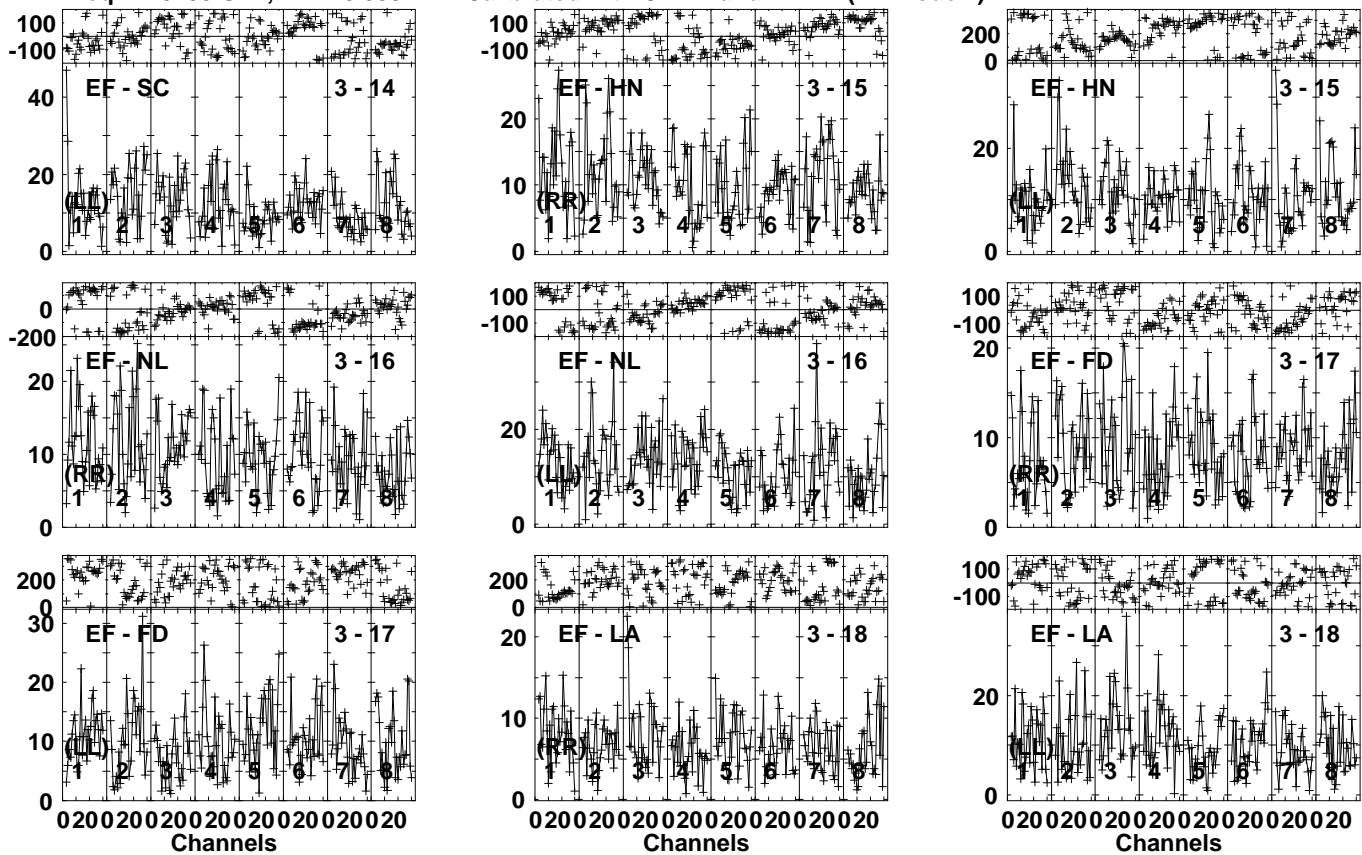


Lower frame: Ampl Jy Top frame: Phas deg
Vector averaged cross-power spectrum Several baselines displayed
Timerange: 00/12:05:01 to 00/12:09:59

Plot file version 555 created 30-AUG-2023 08:46:01

J1100+1002 GM081D 1.UVDATA.1

Freq = 1.3435 GHz, Bw = 8.000 MH Calibrated with CL # 4 and BP # 1 (BP mode 1)

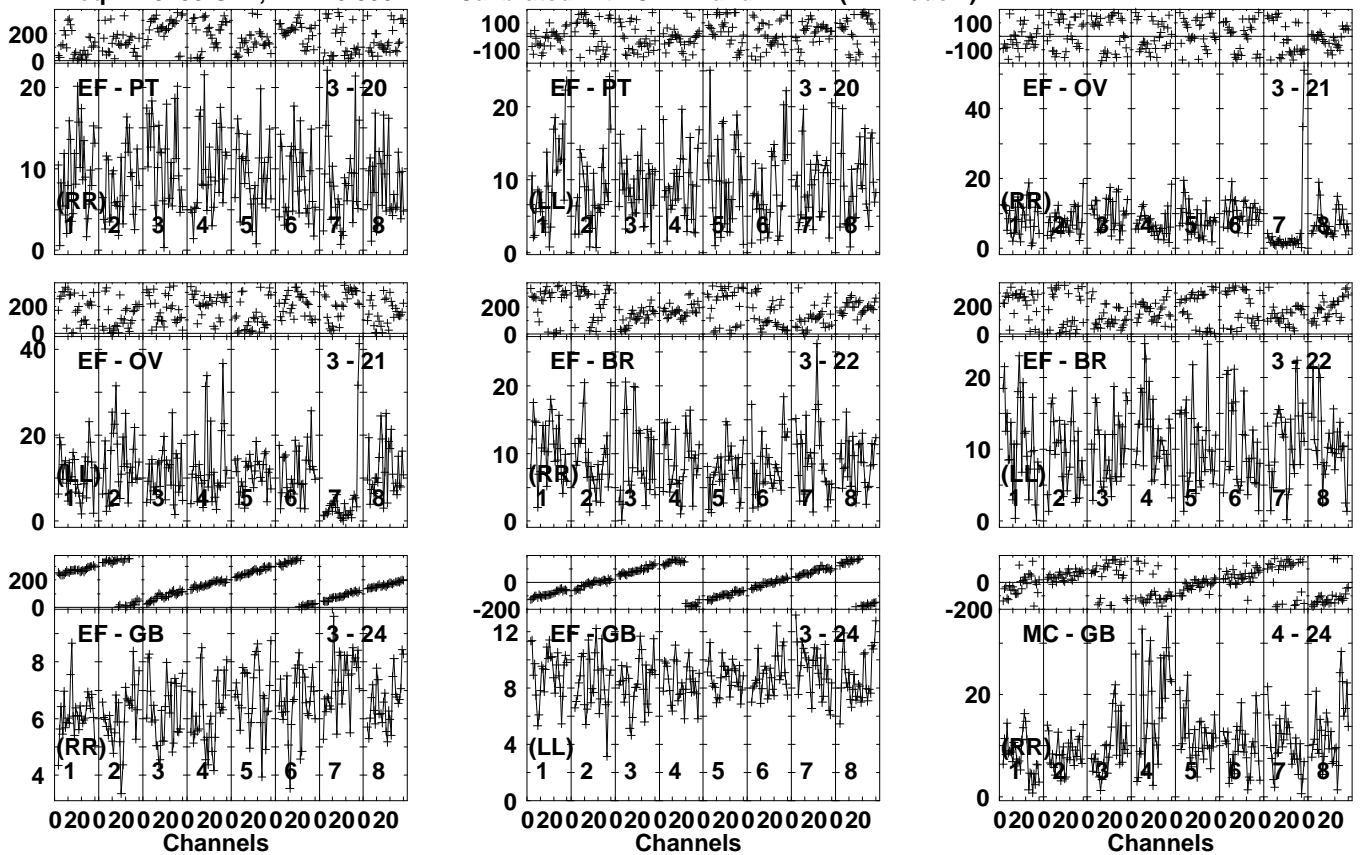


Lower frame: Milli Ampl Jy Top frame: Phas deg
Vector averaged cross-power spectrum Several baselines displayed
Timerange: 00/12:05:01 to 00/12:09:59

Plot file version 556 created 30-AUG-2023 08:46:01

J1100+1002 GM081D 1.UVDATA.1

Freq = 1.3435 GHz, Bw = 8.000 MH Calibrated with CL # 4 and BP # 1 (BP mode 1)

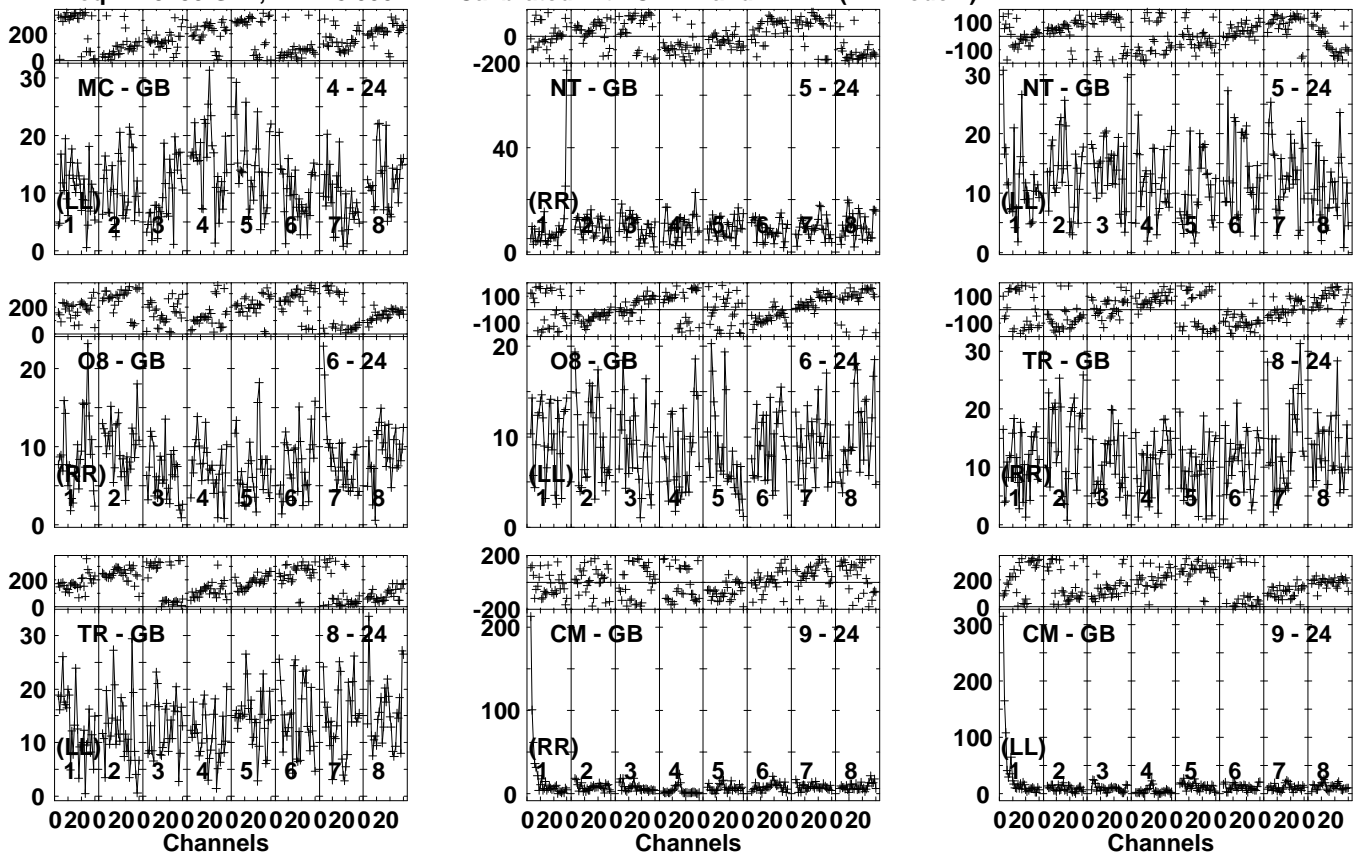


Lower frame: Milli Ampl Jy Top frame: Phas deg
Vector averaged cross-power spectrum Several baselines displayed
Timerange: 00/12:05:01 to 00/12:09:59

Plot file version 557 created 30-AUG-2023 08:46:02

J1100+1002 GM081D 1.UVDATA.1

Freq = 1.3435 GHz, Bw = 8.000 MH Calibrated with CL # 4 and BP # 1 (BP mode 1)

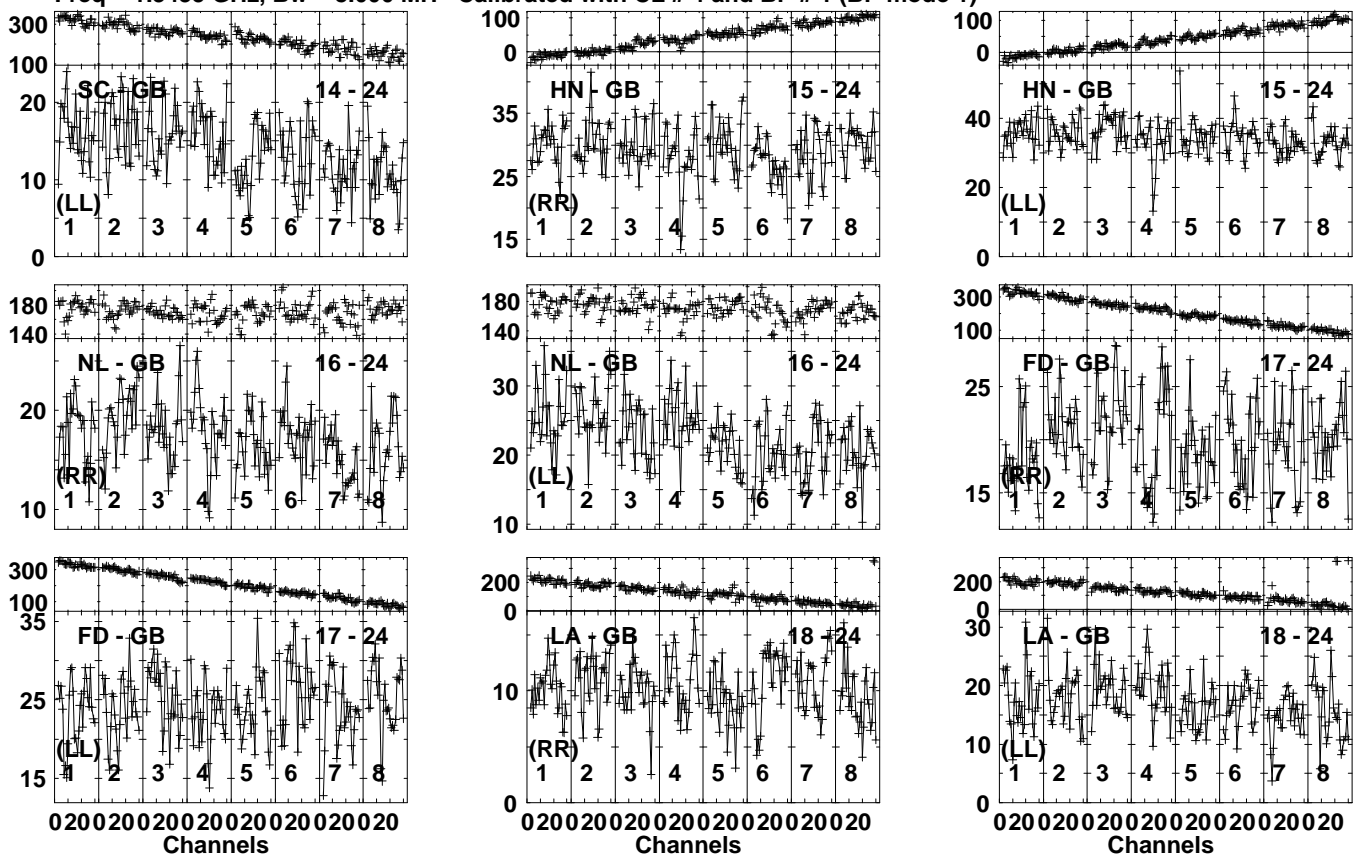


Lower frame: Milli Ampl Jy Top frame: Phas deg
Vector averaged cross-power spectrum Several baselines displayed
Timerange: 00/12:05:01 to 00/12:09:59

Plot file version 559 created 30-AUG-2023 08:46:03

J1100+1002 GM081D 1.UVDATA.1

Freq = 1.3435 GHz, Bw = 8.000 MH Calibrated with CL # 4 and BP # 1 (BP mode 1)

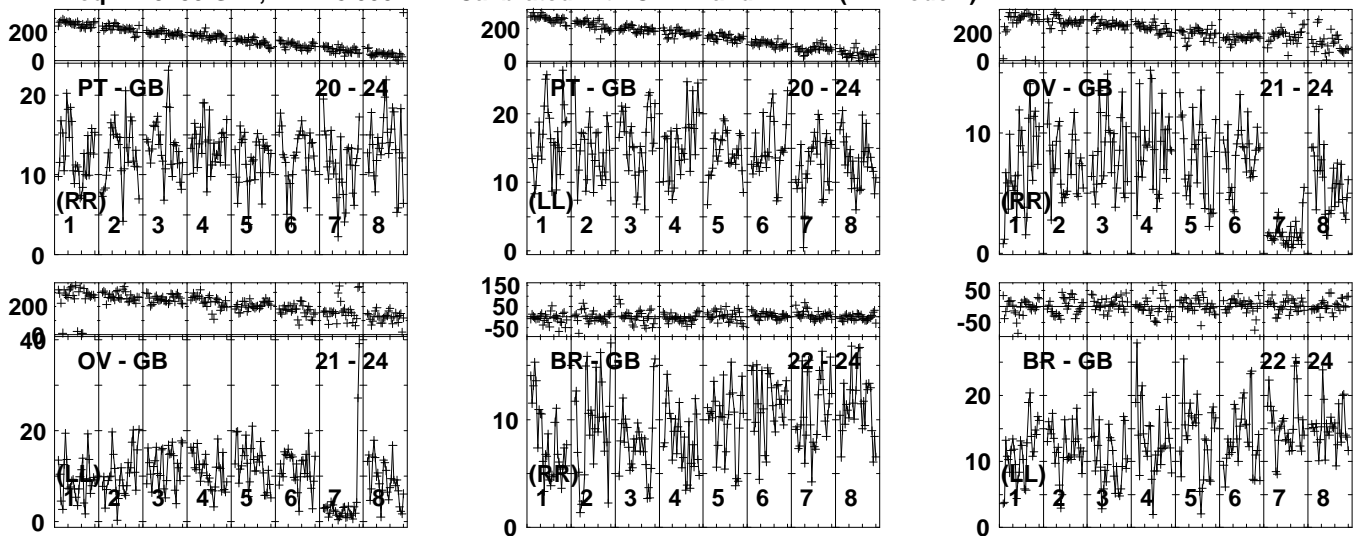


Lower frame: Milli Ampl Jy Top frame: Phas deg
Vector averaged cross-power spectrum Several baselines displayed
Timerange: 00:12:05:01 to 00:12:09:59

Plot file version 560 created 30-AUG-2023 08:46:04

J1100+1002 GM081D 1.UVDATA.1

Freq = 1.3435 GHz, Bw = 8.000 MH Calibrated with CL # 4 and BP # 1 (BP mode 1)

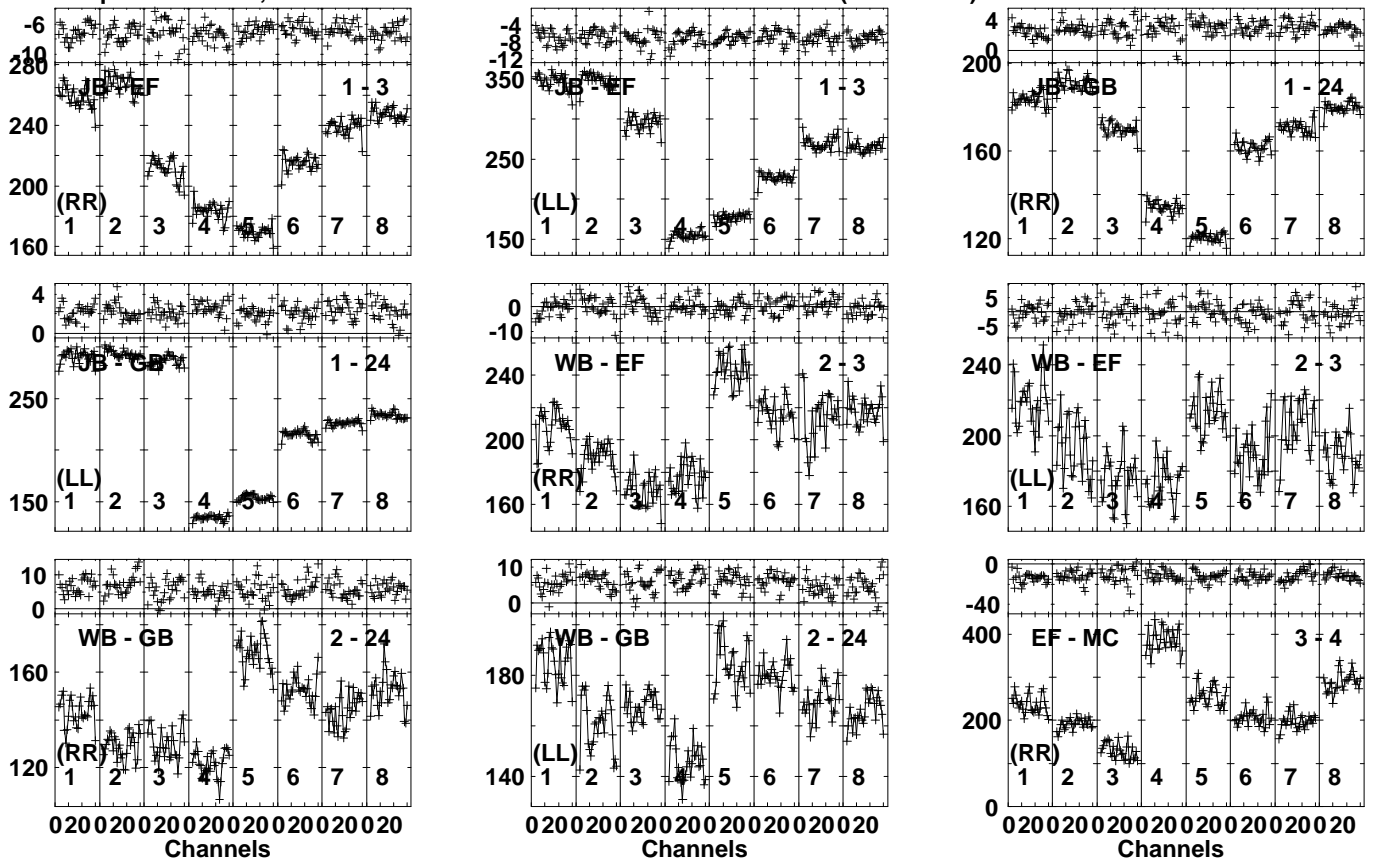


Lower frame: Milli Ampl Jy Top frame: Phas deg

Vector averaged cross-power spectrum Several baselines displayed

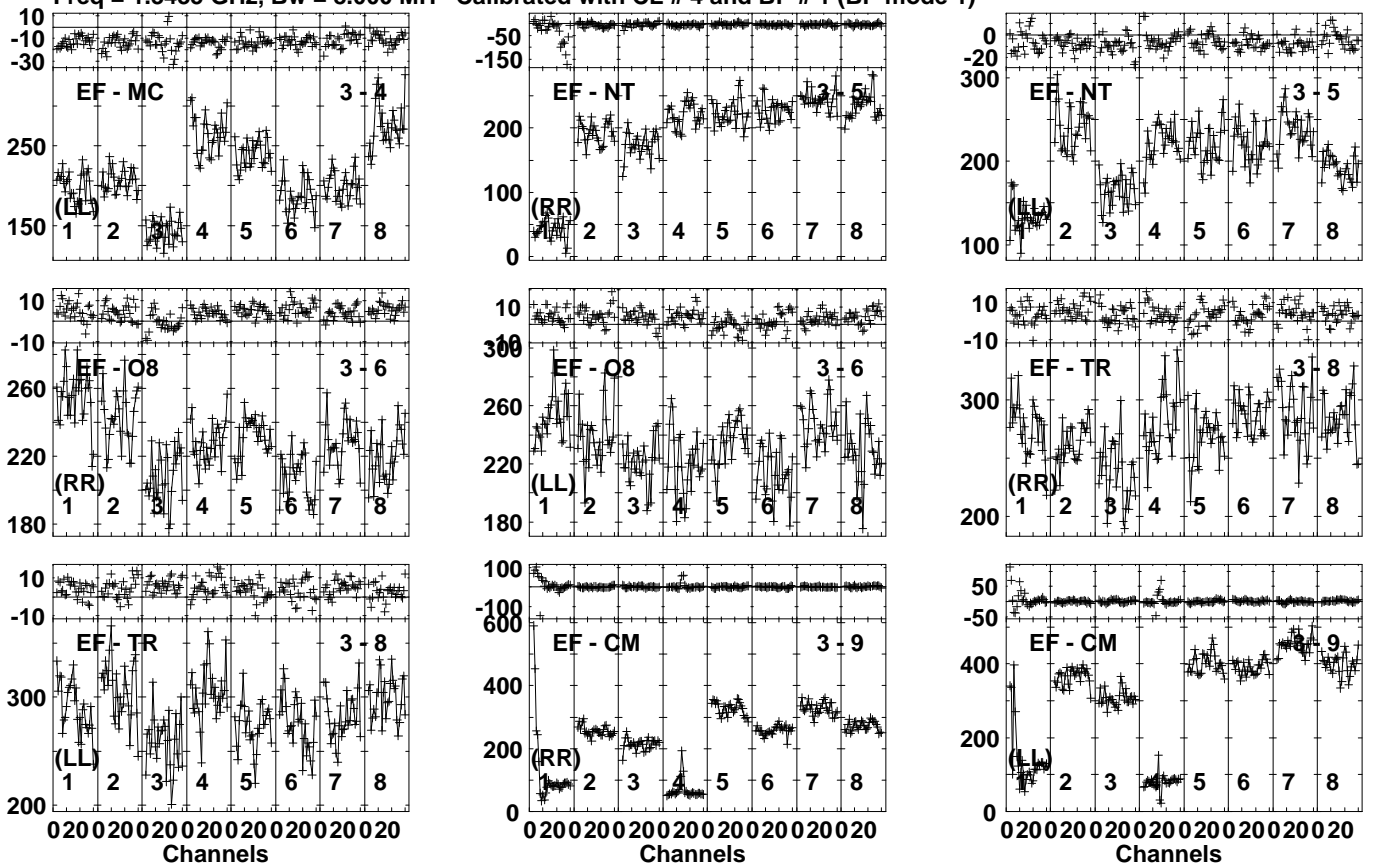
Timerange: 00/12:05:01 to 00/12:09:59

Plot file version 561 created 30-AUG-2023 08:46:05
 J1103+1158 GM081D 1.UVDATA.1
 Freq = 1.3435 GHz, Bw = 8.000 MH Calibrated with CL # 4 and BP # 1 (BP mode 1)



Lower frame: Milli Ampl Jy Top frame: Phas deg
 Vector averaged cross-power spectrum Several baselines displayed
 Timerange: 00:12:10:31 to 00:12:11:59

Plot file version 562 created 30-AUG-2023 08:46:05
 J1103+1158 GM081D 1.UVDATA.1
 Freq = 1.3435 GHz, Bw = 8.000 MH Calibrated with CL # 4 and BP # 1 (BP mode 1)

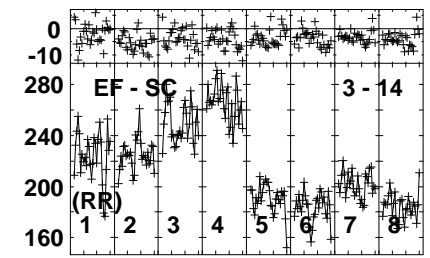
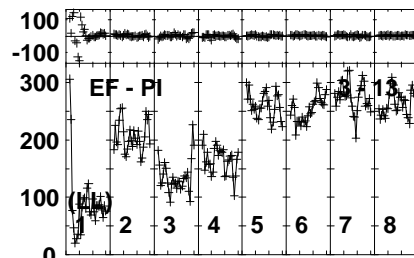
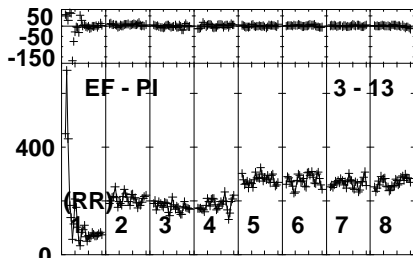
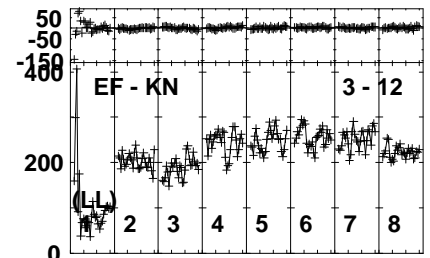
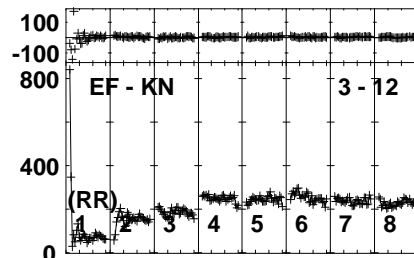
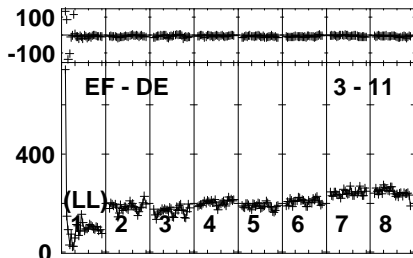
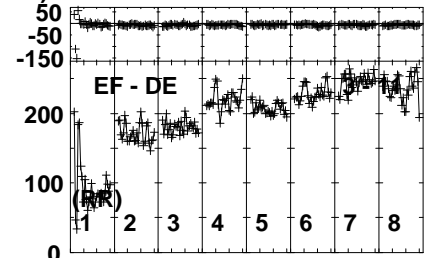
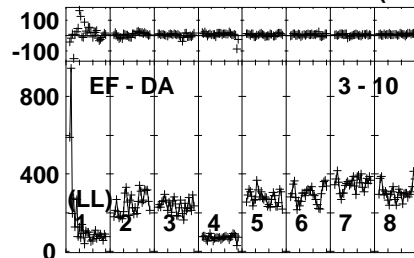
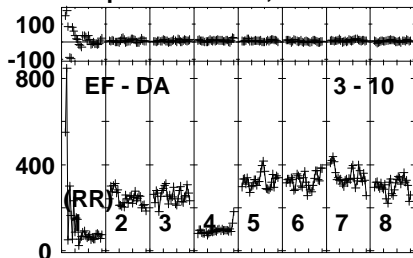


Lower frame: Milli Ampl Jy Top frame: Phas deg
 Vector averaged cross-power spectrum Several baselines displayed
 Timerange: 00/12:10:31 to 00/12:11:59

Plot file version 563 created 30-AUG-2023 08:46:06

J1103+1158 GM081D 1.UVDATA.1

Freq = 1.3435 GHz, Bw = 8.000 MH Calibrated with CL # 4 and BP # 1 (BP mode 1)

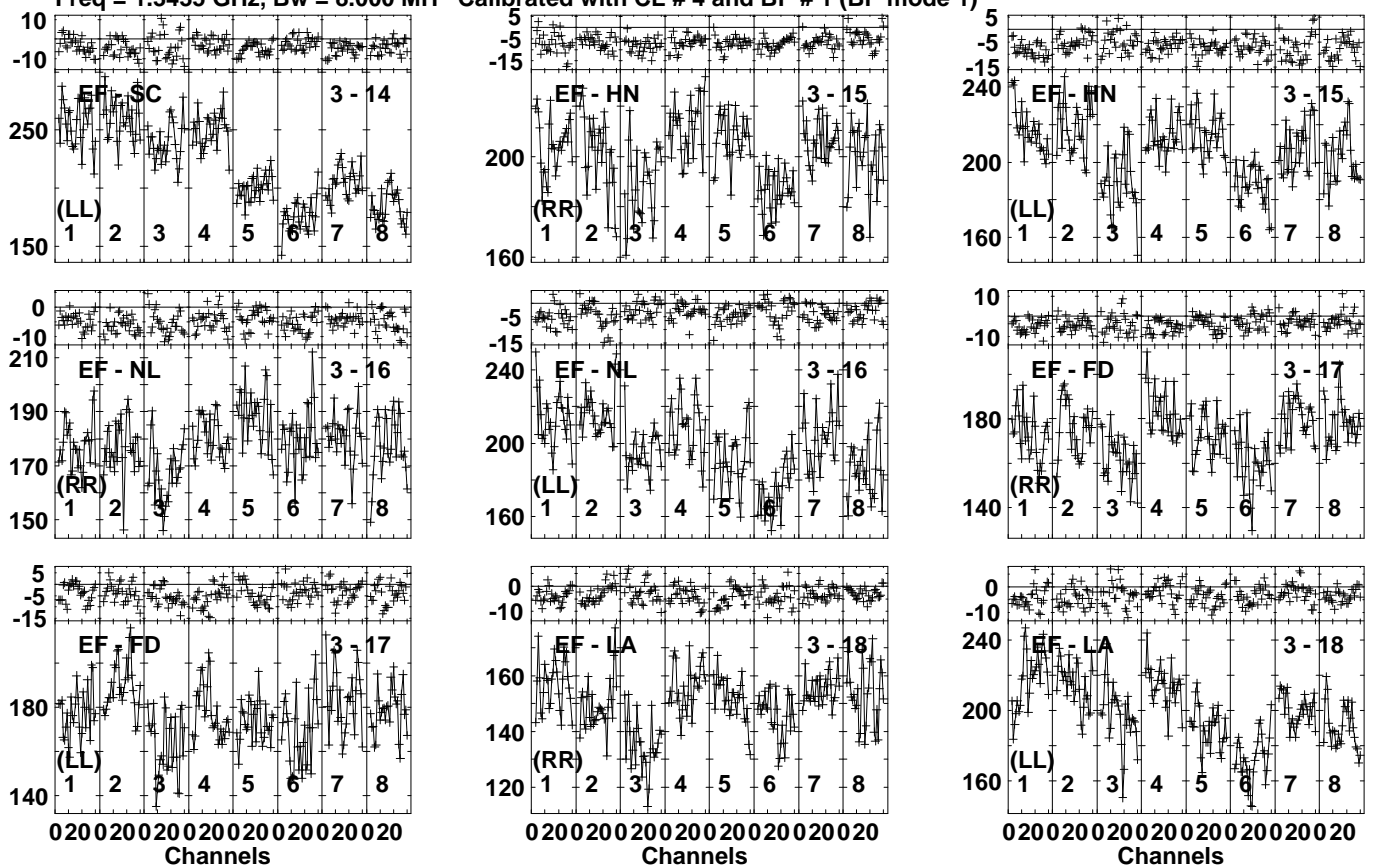


Lower frame: Milli Ampl Jy Top frame: Phas deg
Vector averaged cross-power spectrum Several baselines displayed
Timerange: 00:12:10:31 to 00:12:11:59

Plot file version 564 created 30-AUG-2023 08:46:07

J1103+1158 GM081D 1.UVDATA.1

Freq = 1.3435 GHz, Bw = 8.000 MH Calibrated with CL # 4 and BP # 1 (BP mode 1)

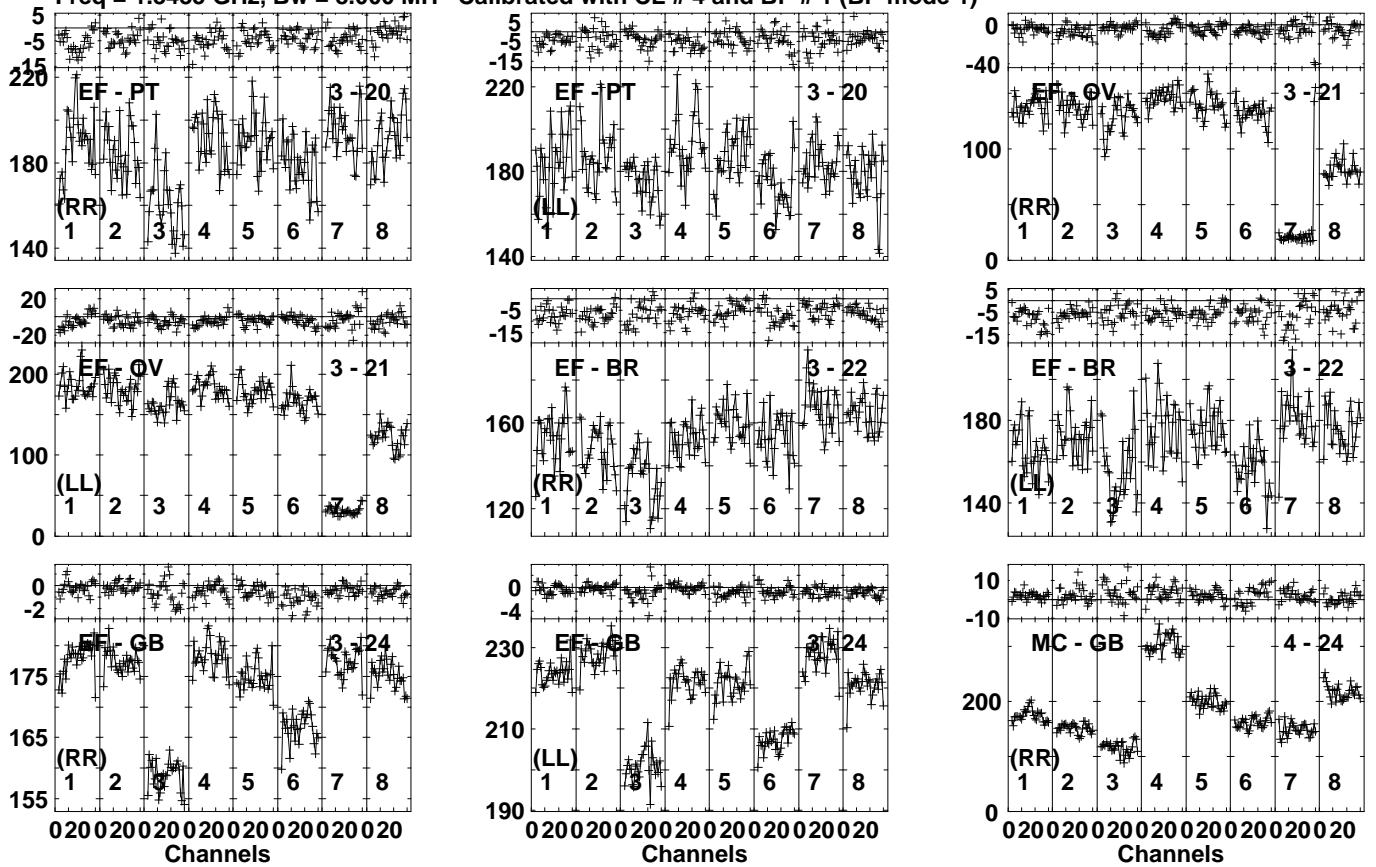


Lower frame: Milli Ampl Jy Top frame: Phas deg
Vector averaged cross-power spectrum Several baselines displayed
Timerange: 00/12:10:31 to 00/12:11:59

Plot file version 565 created 30-AUG-2023 08:46:07

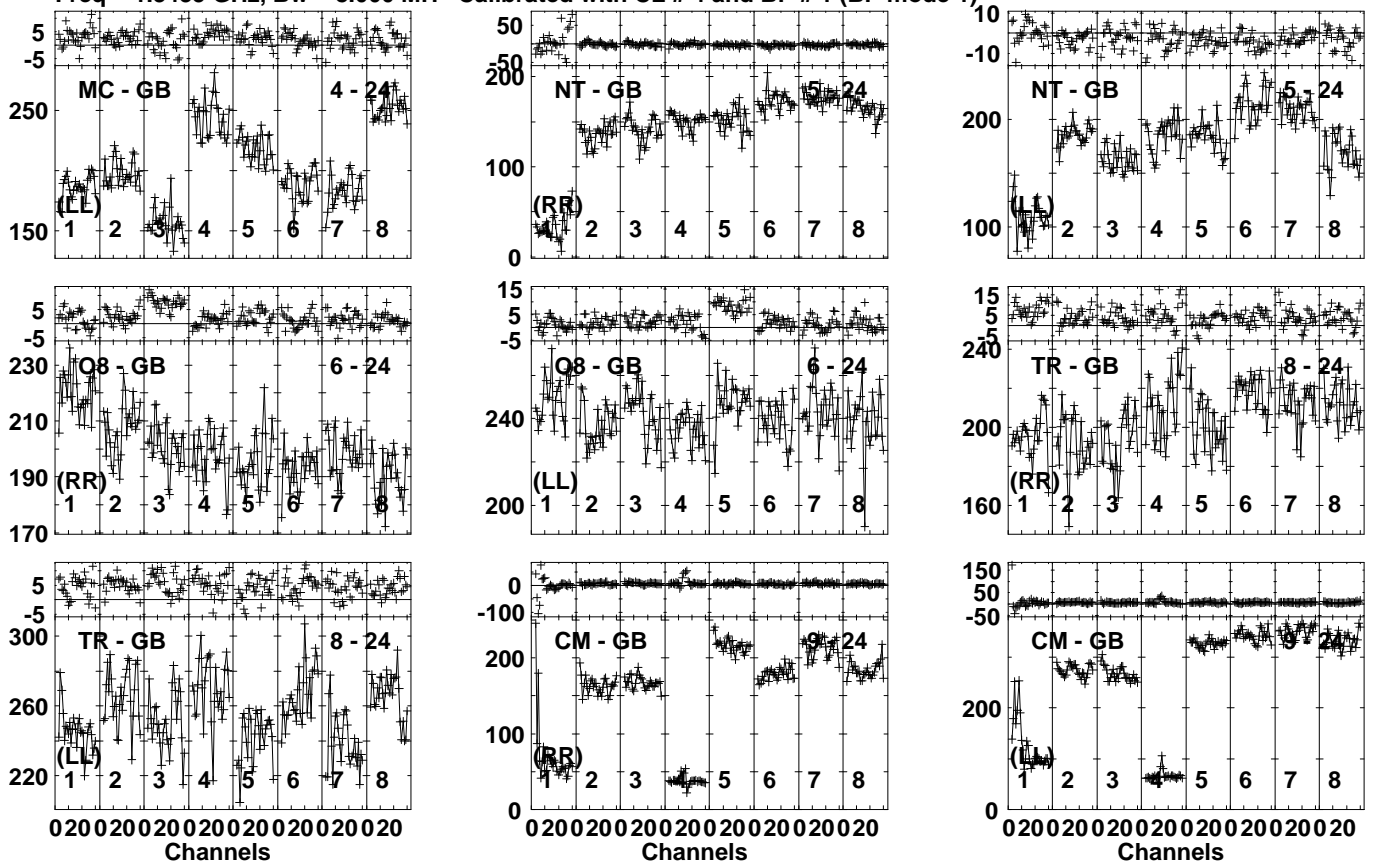
J1103+1158 GM081D 1.UVDATA.1

Freq = 1.3435 GHz, Bw = 8.000 MH Calibrated with CL # 4 and BP # 1 (BP mode 1)



Lower frame: Milli Ampl Jy Top frame: Phas deg
Vector averaged cross-power spectrum Several baselines displayed
Timerange: 00/12:10:31 to 00/12:11:59

Plot file version 566 created 30-AUG-2023 08:46:08
 J1103+1158 GM081D 1.UVDATA.1
 Freq = 1.3435 GHz, Bw = 8.000 MH Calibrated with CL # 4 and BP # 1 (BP mode 1)

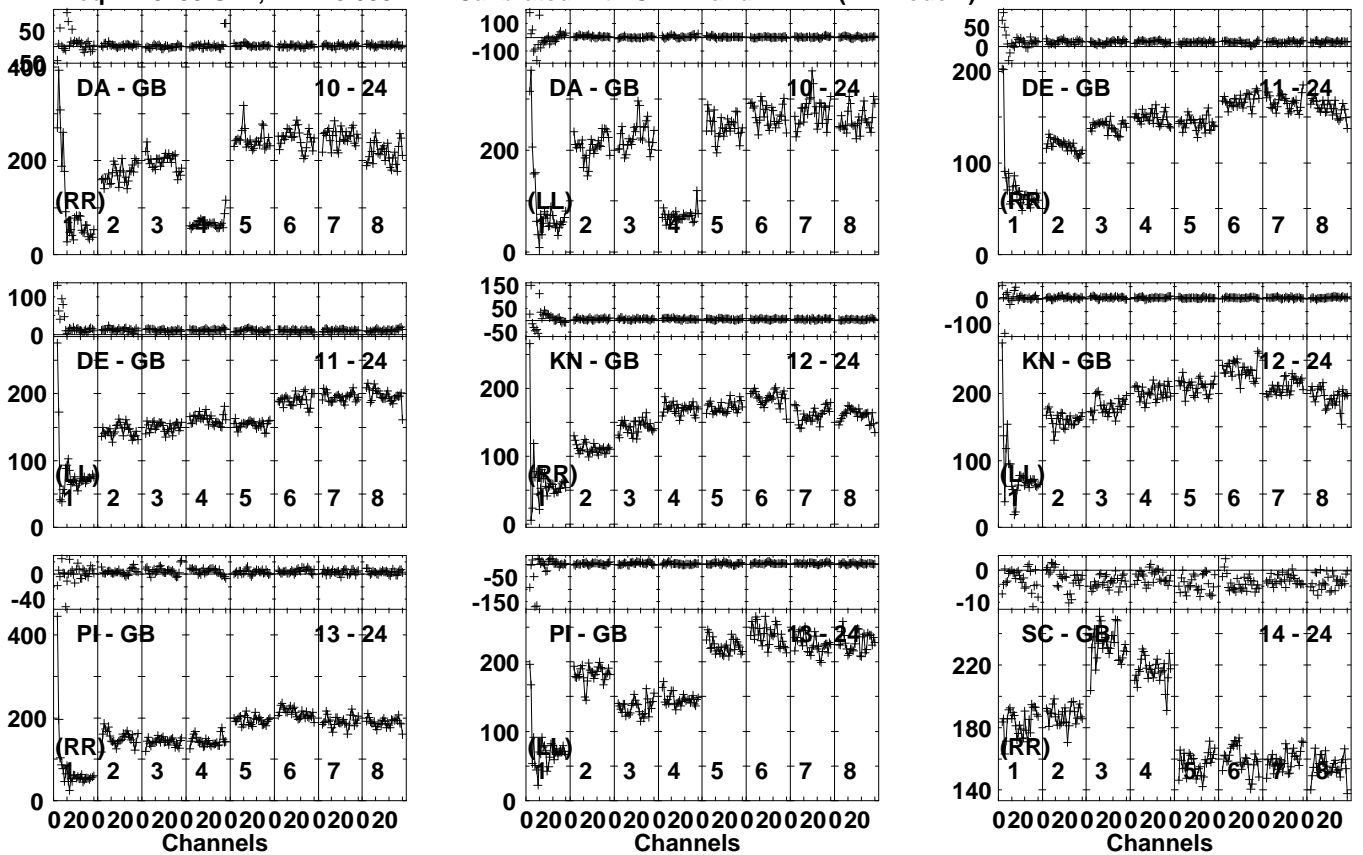


Lower frame: Milli Ampl Jy Top frame: Phas deg
 Vector averaged cross-power spectrum Several baselines displayed
 Timerange: 00/12:10:31 to 00/12:11:59

Plot file version 567 created 30-AUG-2023 08:46:09

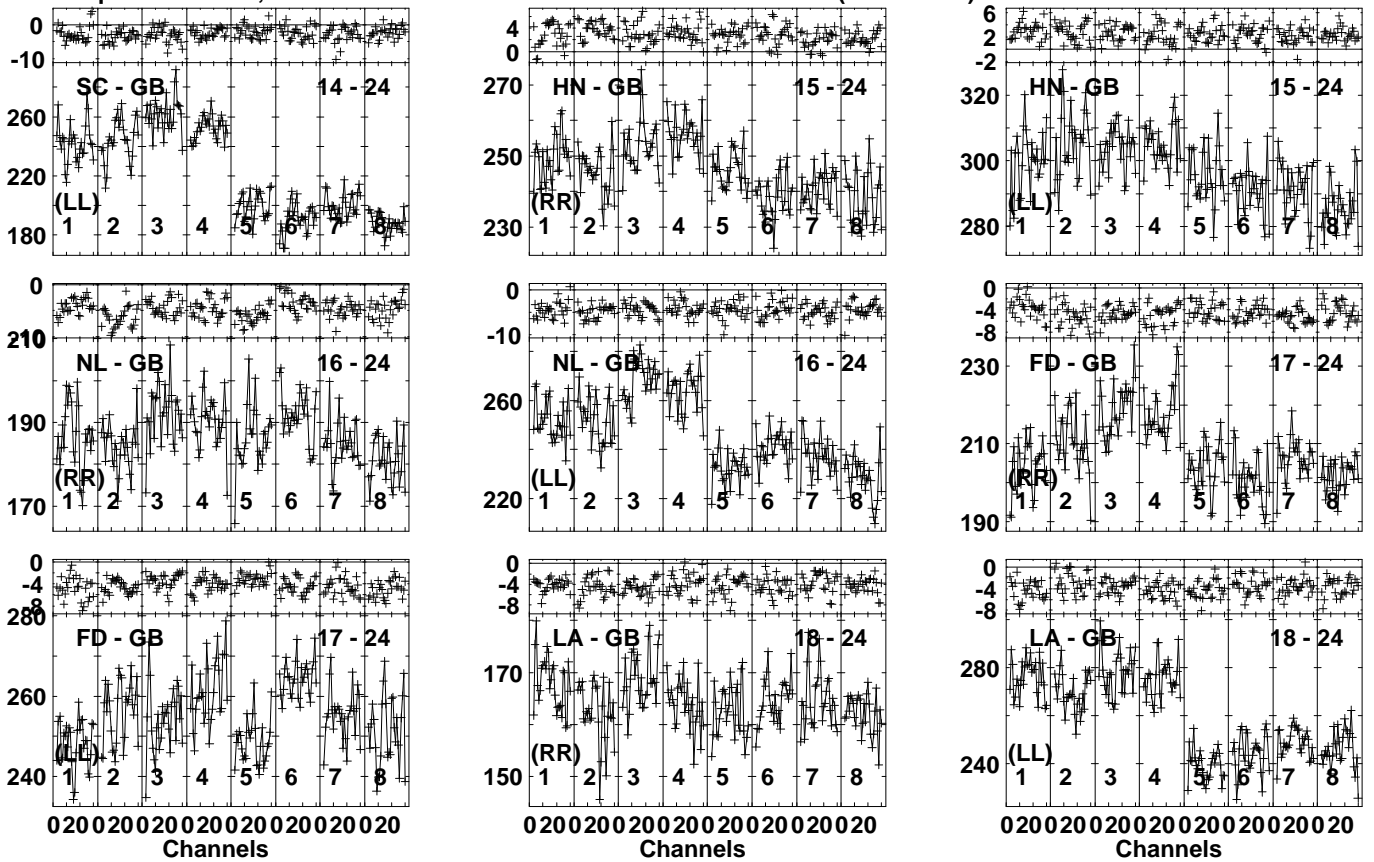
J1103+1158 GM081D 1.UVDATA.1

Freq = 1.3435 GHz, Bw = 8.000 MH Calibrated with CL # 4 and BP # 1 (BP mode 1)



Lower frame: Milli Ampl Jy Top frame: Phas deg
Vector averaged cross-power spectrum Several baselines displayed
Timerange: 00/12:10:31 to 00/12:11:59

Plot file version 568 created 30-AUG-2023 08:46:09
 J1103+1158 GM081D 1.UVDATA.1
 Freq = 1.3435 GHz, Bw = 8.000 MH Calibrated with CL # 4 and BP # 1 (BP mode 1)

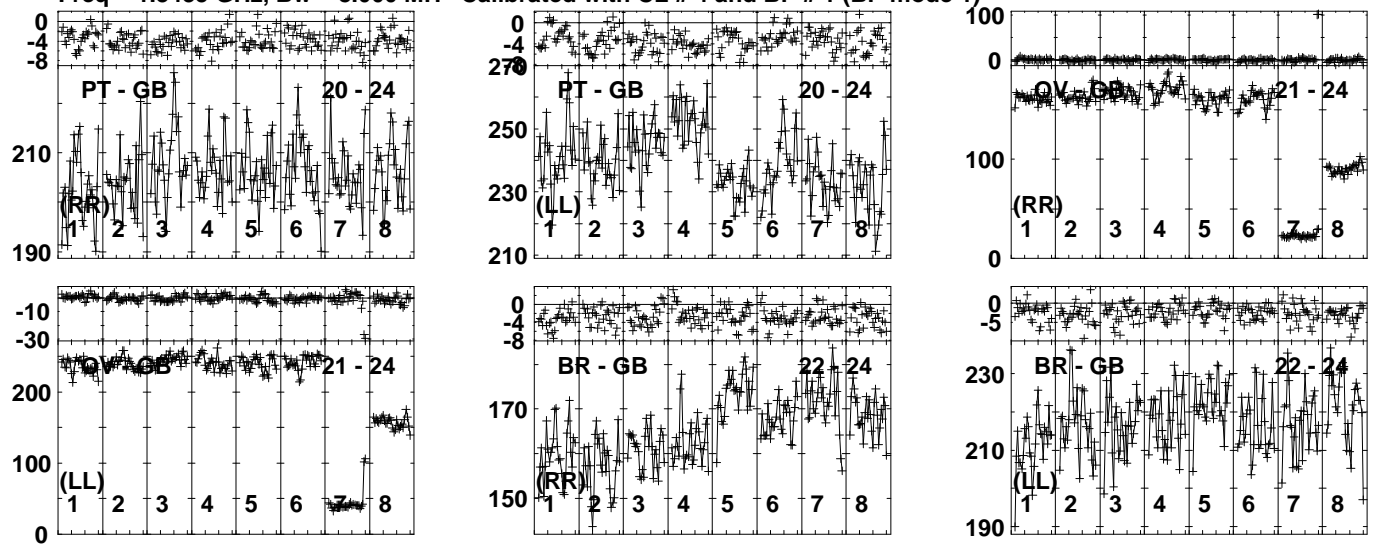


Lower frame: Milli Ampl Jy Top frame: Phas deg
 Vector averaged cross-power spectrum Several baselines displayed
 Timerange: 00/12:10:31 to 00/12:11:59

Plot file version 569 created 30-AUG-2023 08:46:10

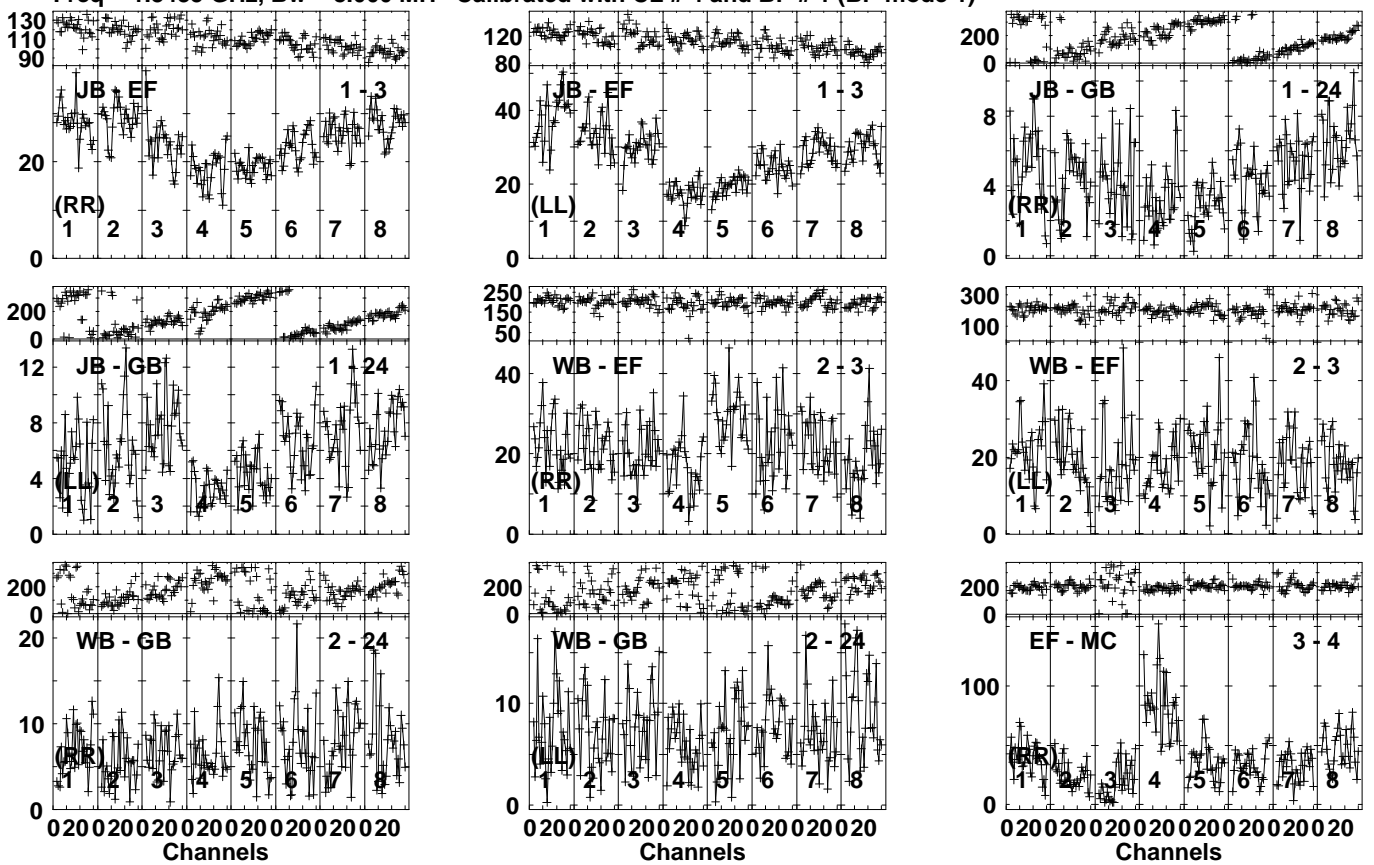
J1103+1158 GM081D 1.UVDATA.1

Freq = 1.3435 GHz, Bw = 8.000 MH Calibrated with CL # 4 and BP # 1 (BP mode 1)



Lower frame: Milli Ampl Jy Top frame: Phas deg
Vector averaged cross-power spectrum Several baselines displayed
Timerange: 00/12:10:31 to 00/12:11:59

Plot file version 570 created 30-AUG-2023 08:46:10
 J1100+1002 GM081D 1.UVDATA.1
 Freq = 1.3435 GHz, Bw = 8.000 MH Calibrated with CL # 4 and BP # 1 (BP mode 1)

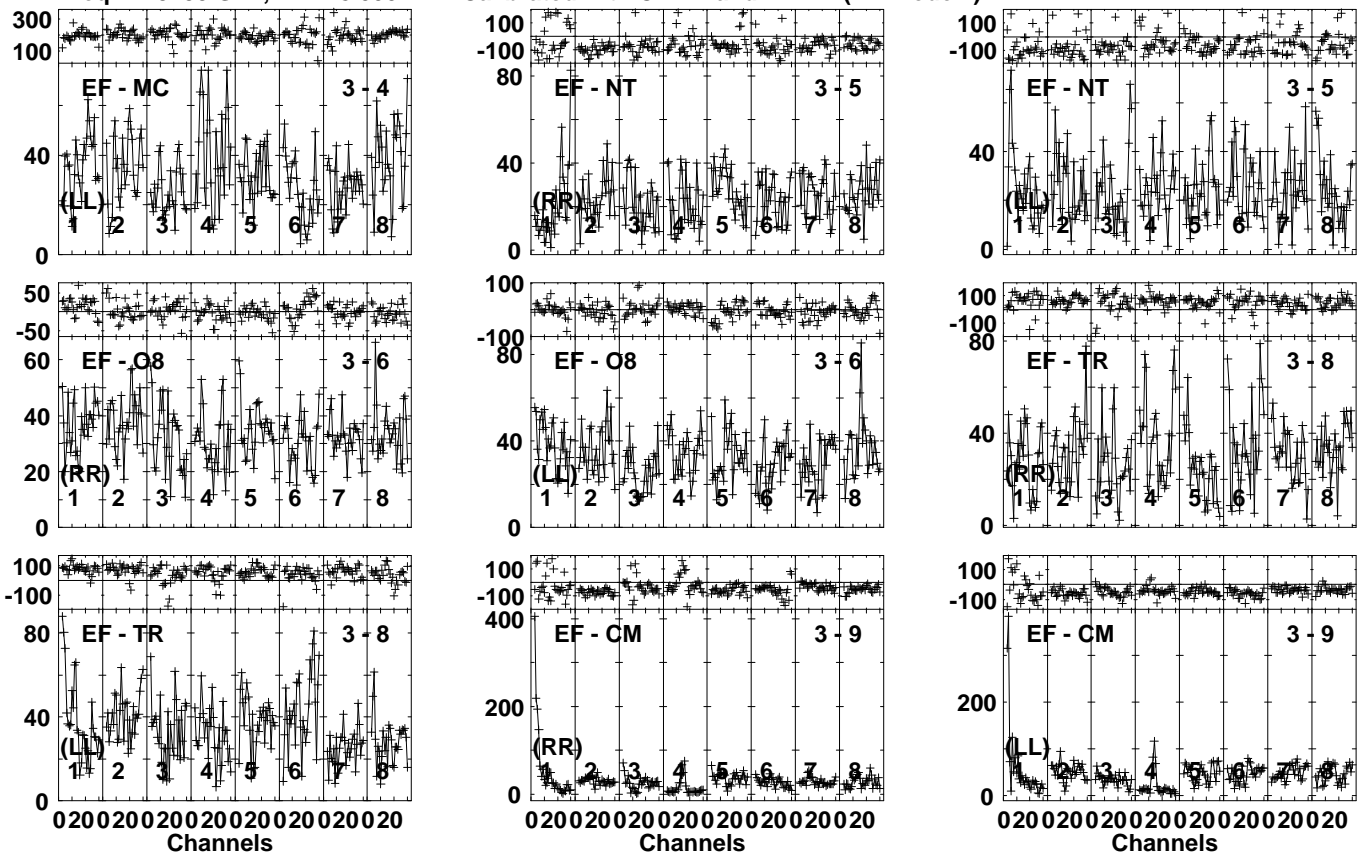


Lower frame: Milli Ampl Jy Top frame: Phas deg
 Vector averaged cross-power spectrum Several baselines displayed
 Timerange: 00/12:12:01 to 00/12:14:59

Plot file version 571 created 30-AUG-2023 08:46:11

J1100+1002 GM081D 1.UVDATA.1

Freq = 1.3435 GHz, Bw = 8.000 MH Calibrated with CL # 4 and BP # 1 (BP mode 1)

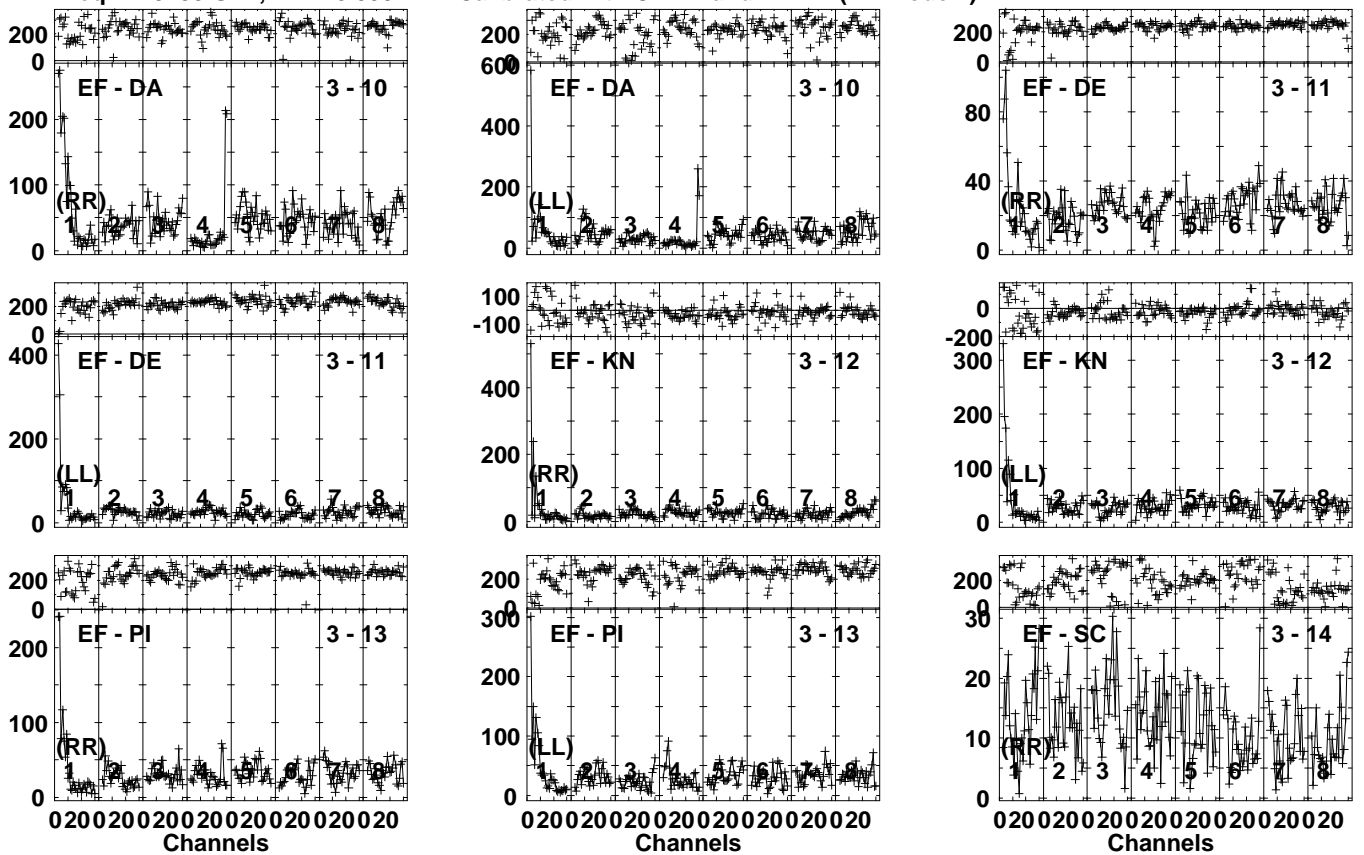


Lower frame: Milli Ampl Jy Top frame: Phas deg
Vector averaged cross-power spectrum Several baselines displayed
Timerange: 00/12:12:01 to 00/12:14:59

Plot file version 572 created 30-AUG-2023 08:46:12

J1100+1002 GM081D 1.UVDATA.1

Freq = 1.3435 GHz, Bw = 8.000 MH Calibrated with CL # 4 and BP # 1 (BP mode 1)

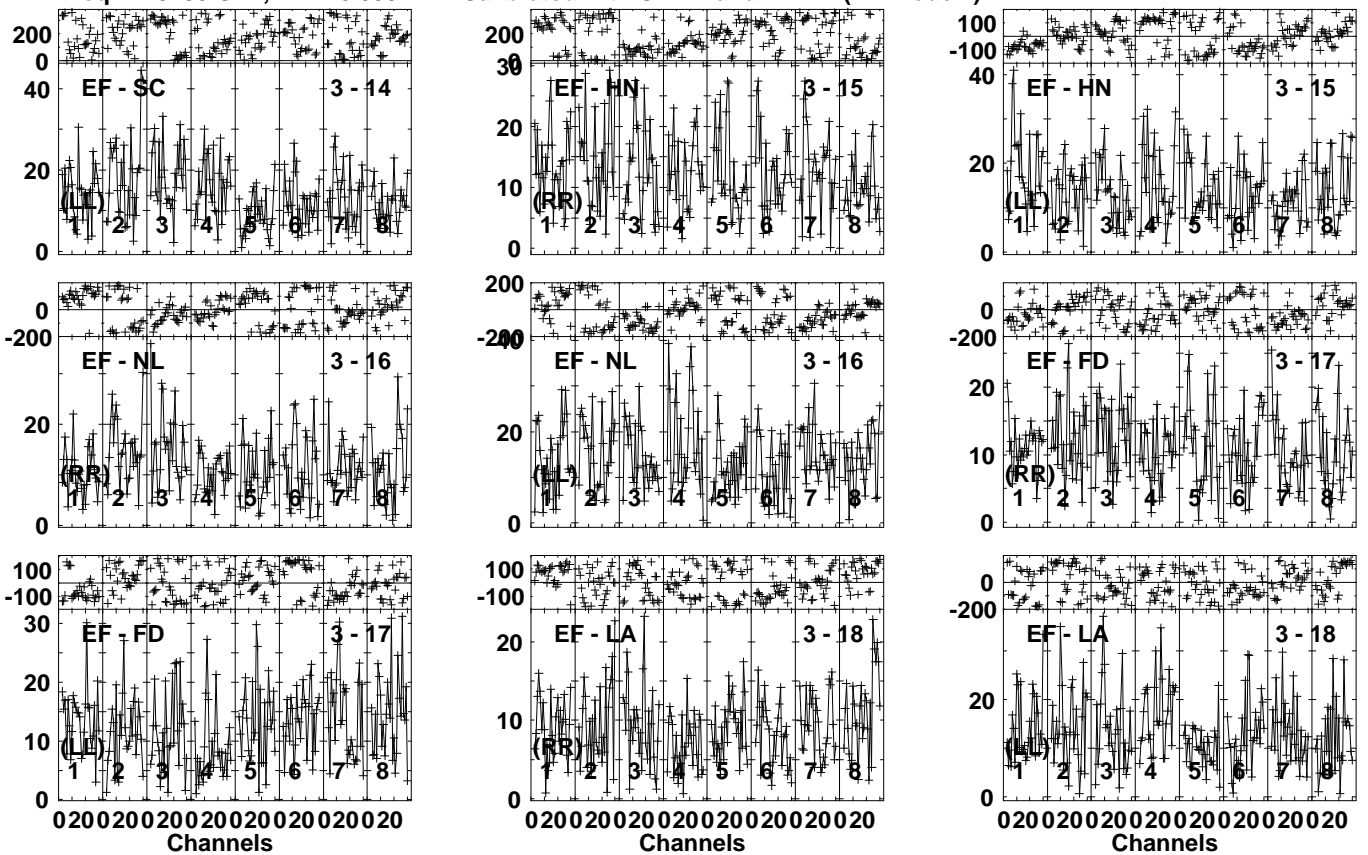


Lower frame: Milli Ampl Jy Top frame: Phas deg
Vector averaged cross-power spectrum Several baselines displayed
Timerange: 00/12:12:01 to 00/12:14:59

Plot file version 573 created 30-AUG-2023 08:46:12

J1100+1002 GM081D 1.UVDATA.1

Freq = 1.3435 GHz, Bw = 8.000 MH Calibrated with CL # 4 and BP # 1 (BP mode 1)

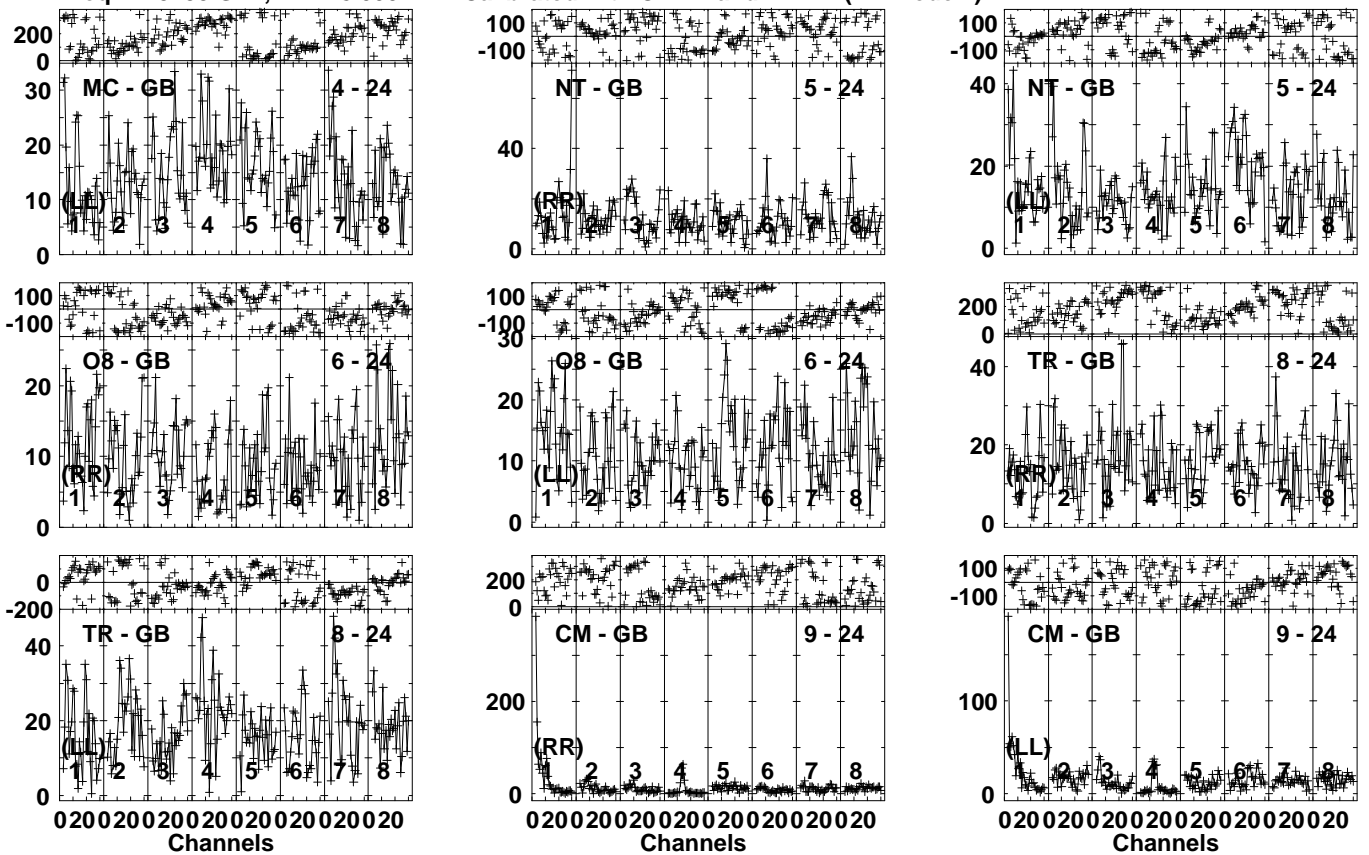


Lower frame: Milli Ampl Jy Top frame: Phas deg
Vector averaged cross-power spectrum Several baselines displayed
Timerange: 00/12:12:01 to 00/12:14:59

Plot file version 575 created 30-AUG-2023 08:46:13

J1100+1002 GM081D 1.UVDATA.1

Freq = 1.3435 GHz, Bw = 8.000 MH Calibrated with CL # 4 and BP # 1 (BP mode 1)

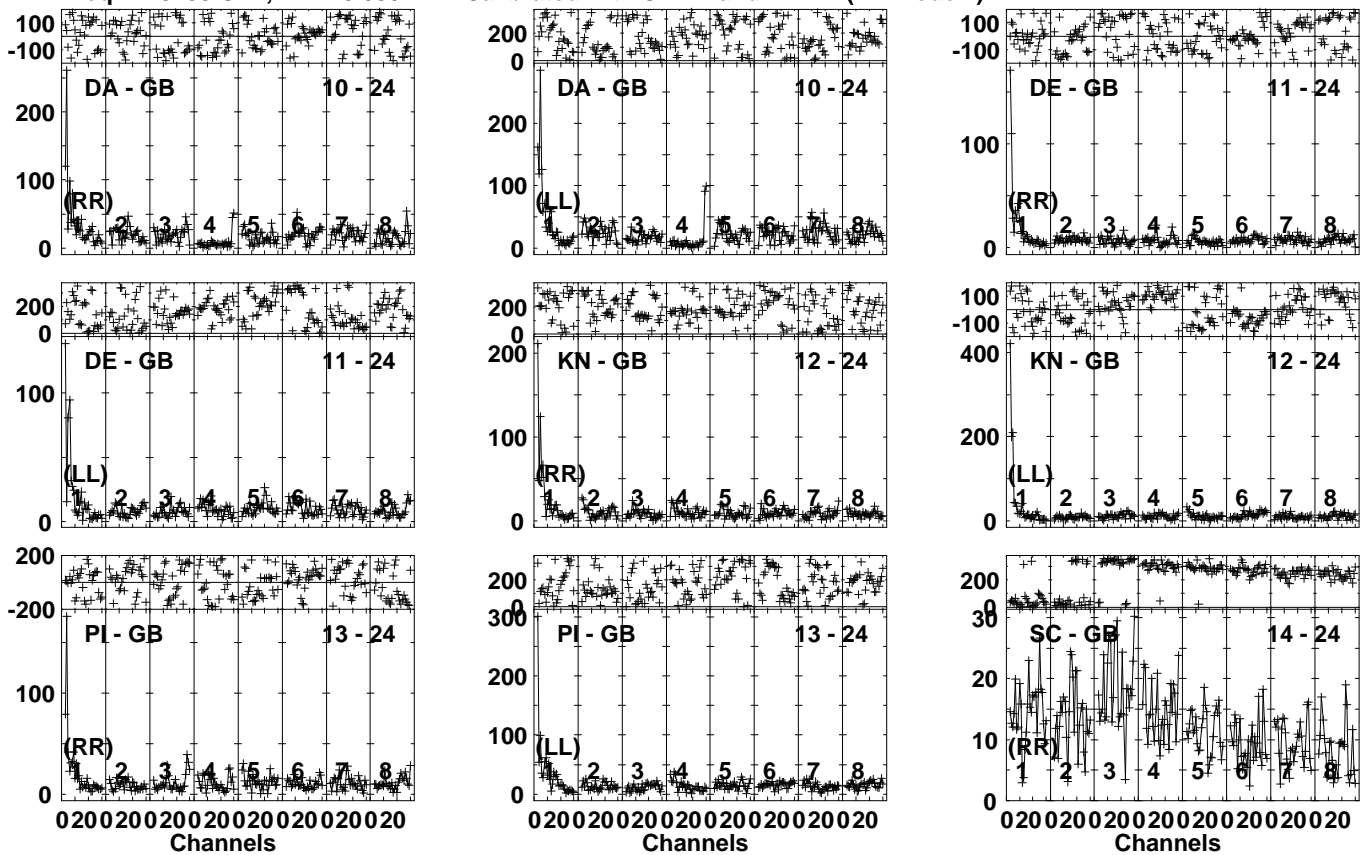


Lower frame: Milli Ampl Jy Top frame: Phas deg
Vector averaged cross-power spectrum Several baselines displayed
Timerange: 00/12:12:01 to 00/12:14:59

Plot file version 576 created 30-AUG-2023 08:46:14

J1100+1002 GM081D 1.UVDATA.1

Freq = 1.3435 GHz, Bw = 8.000 MH Calibrated with CL # 4 and BP # 1 (BP mode 1)

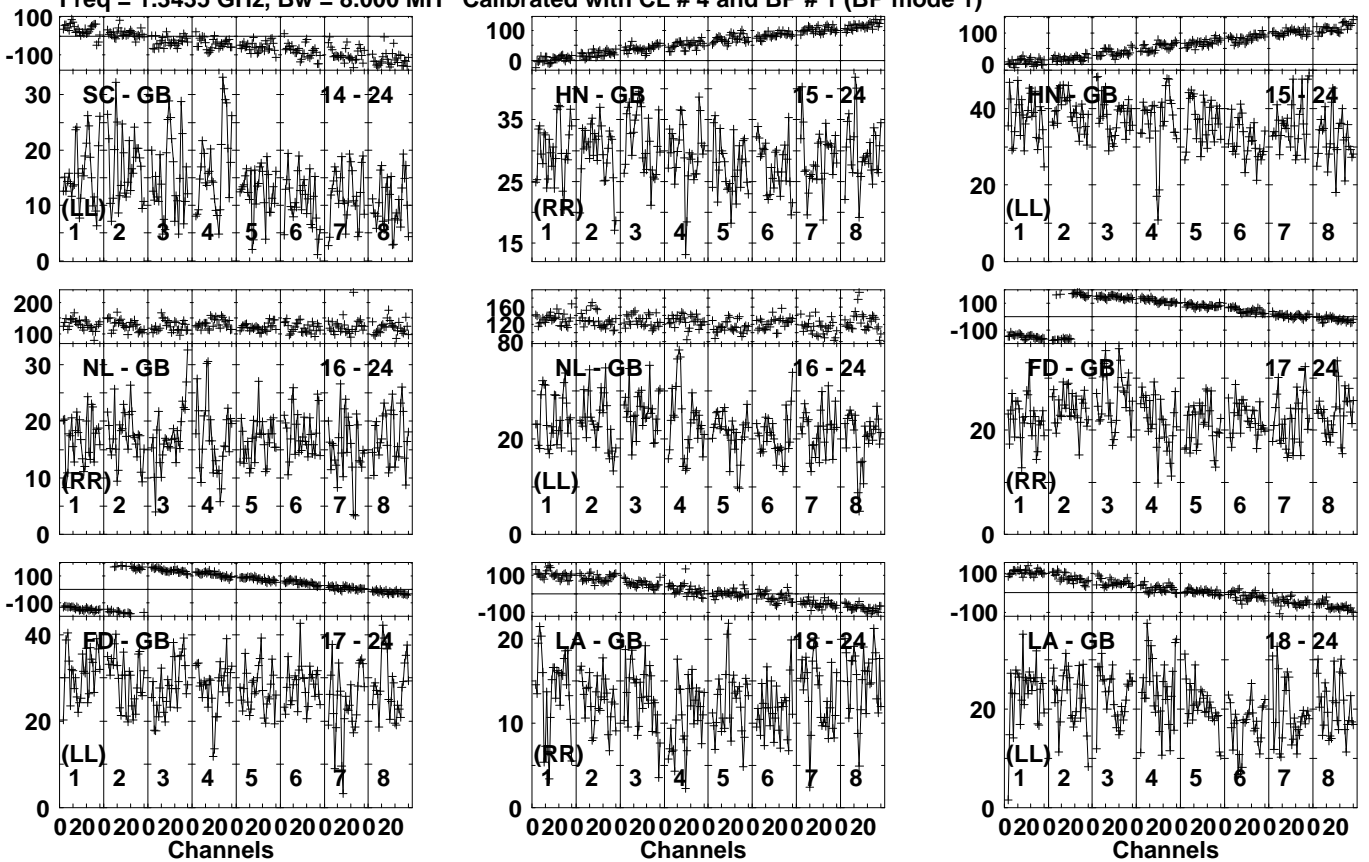


Lower frame: Milli Ampl Jy Top frame: Phas deg
Vector averaged cross-power spectrum Several baselines displayed
Timerange: 00/12:12:01 to 00/12:14:59

Plot file version 577 created 30-AUG-2023 08:46:15

J1100+1002 GM081D 1.UVDATA.1

Freq = 1.3435 GHz, Bw = 8.000 MH Calibrated with CL # 4 and BP # 1 (BP mode 1)

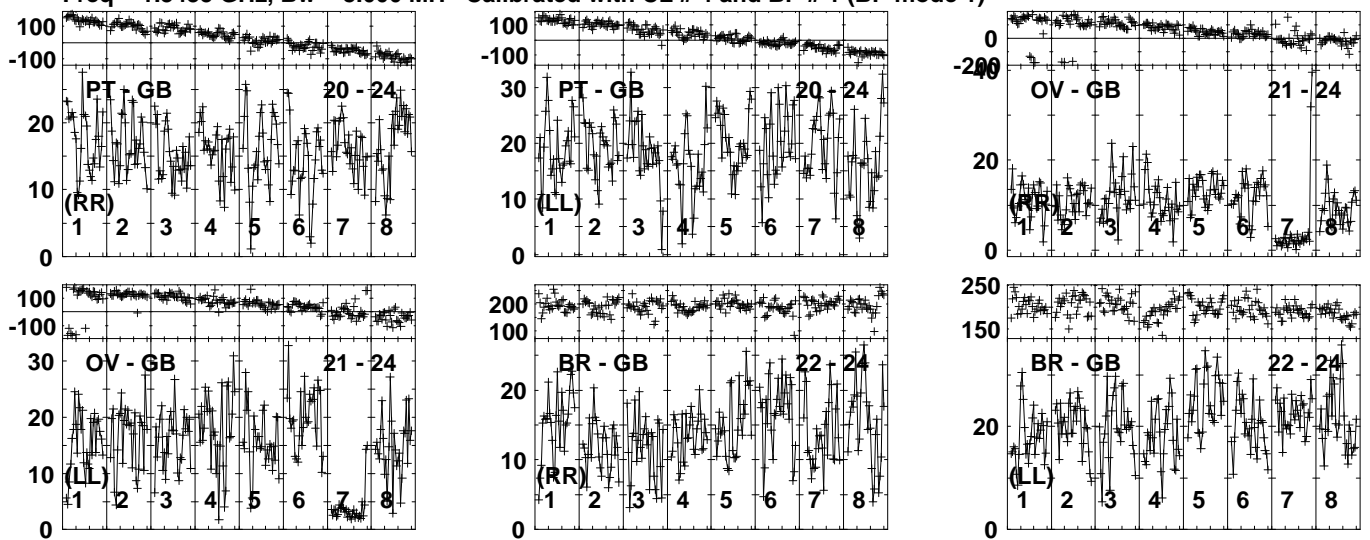


Lower frame: Milli Ampl Jy Top frame: Phas deg
Vector averaged cross-power spectrum Several baselines displayed
Timerange: 00/12:12:01 to 00/12:14:59

Plot file version 578 created 30-AUG-2023 08:46:15

J1100+1002 GM081D 1.UVDATA.1

Freq = 1.3435 GHz, Bw = 8.000 MH Calibrated with CL # 4 and BP # 1 (BP mode 1)

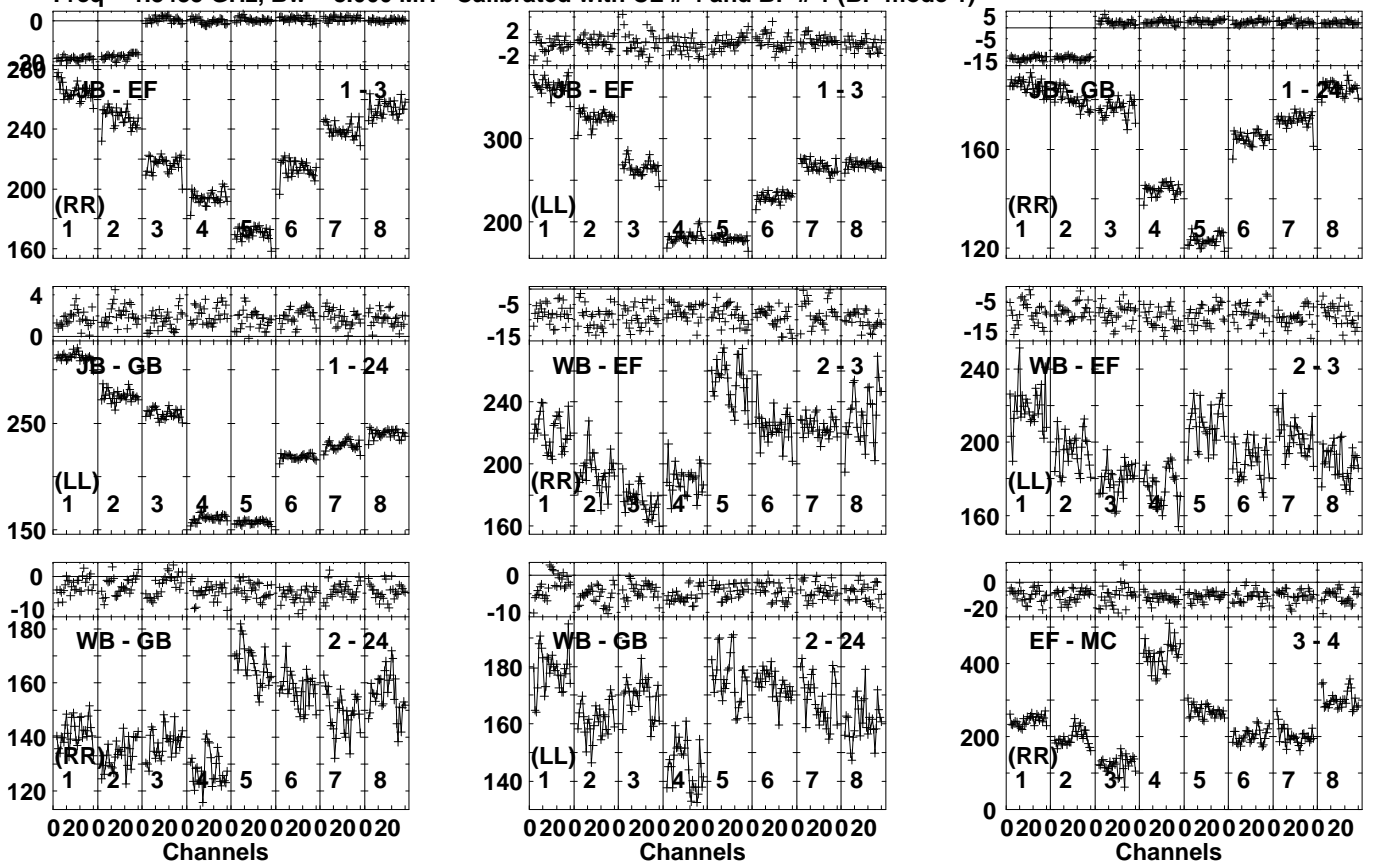


Lower frame: Milli Ampl Jy Top frame: Phas deg

Vector averaged cross-power spectrum Several baselines displayed

Timerange: 00/12:12:01 to 00/12:14:59

Plot file version 579 created 30-AUG-2023 08:46:16
 J1103+1158 GM081D 1.UVDATA.1
 Freq = 1.3435 GHz, Bw = 8.000 MH Calibrated with CL # 4 and BP # 1 (BP mode 1)

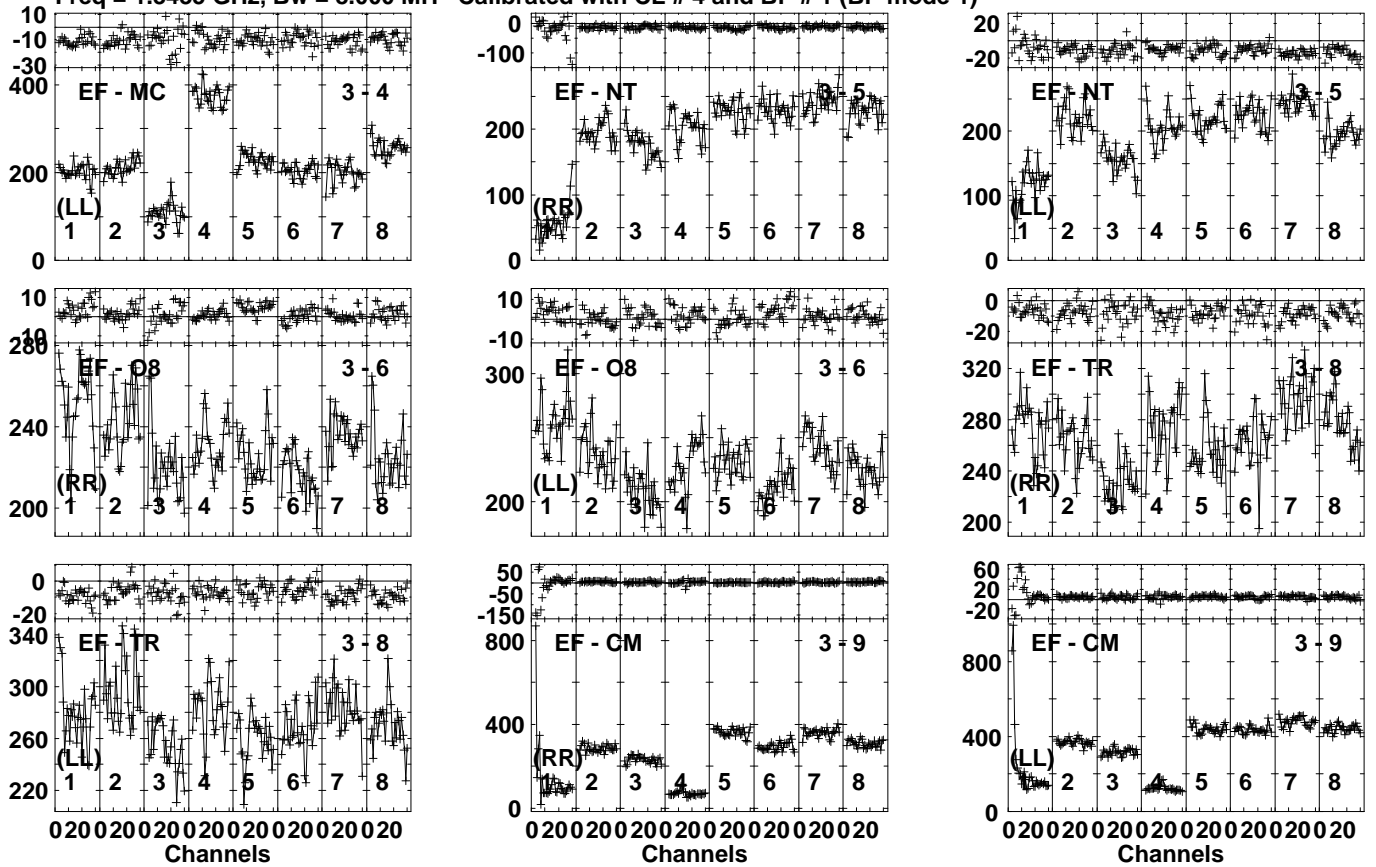


Lower frame: Milli Ampl Jy Top frame: Phas deg
 Vector averaged cross-power spectrum Several baselines displayed
 Timerange: 00/12:15:01 to 00/12:16:59

Plot file version 580 created 30-AUG-2023 08:46:17

J1103+1158 GM081D 1.UVDATA.1

Freq = 1.3435 GHz, Bw = 8.000 MH Calibrated with CL # 4 and BP # 1 (BP mode 1)

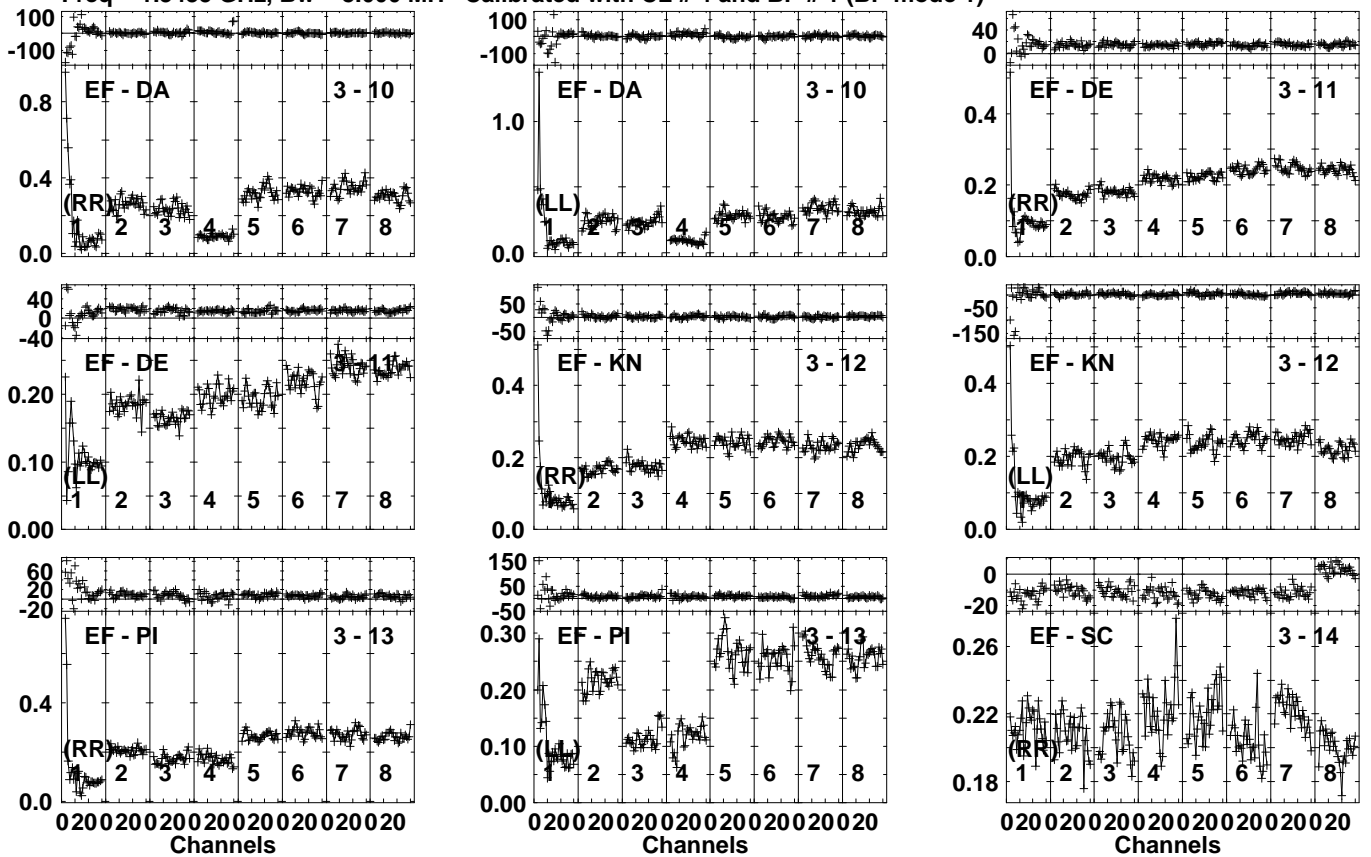


Lower frame: Milli Ampl Jy Top frame: Phas deg
Vector averaged cross-power spectrum Several baselines displayed
Timerange: 00/12:15:01 to 00/12:16:59

Plot file version 581 created 30-AUG-2023 08:46:17

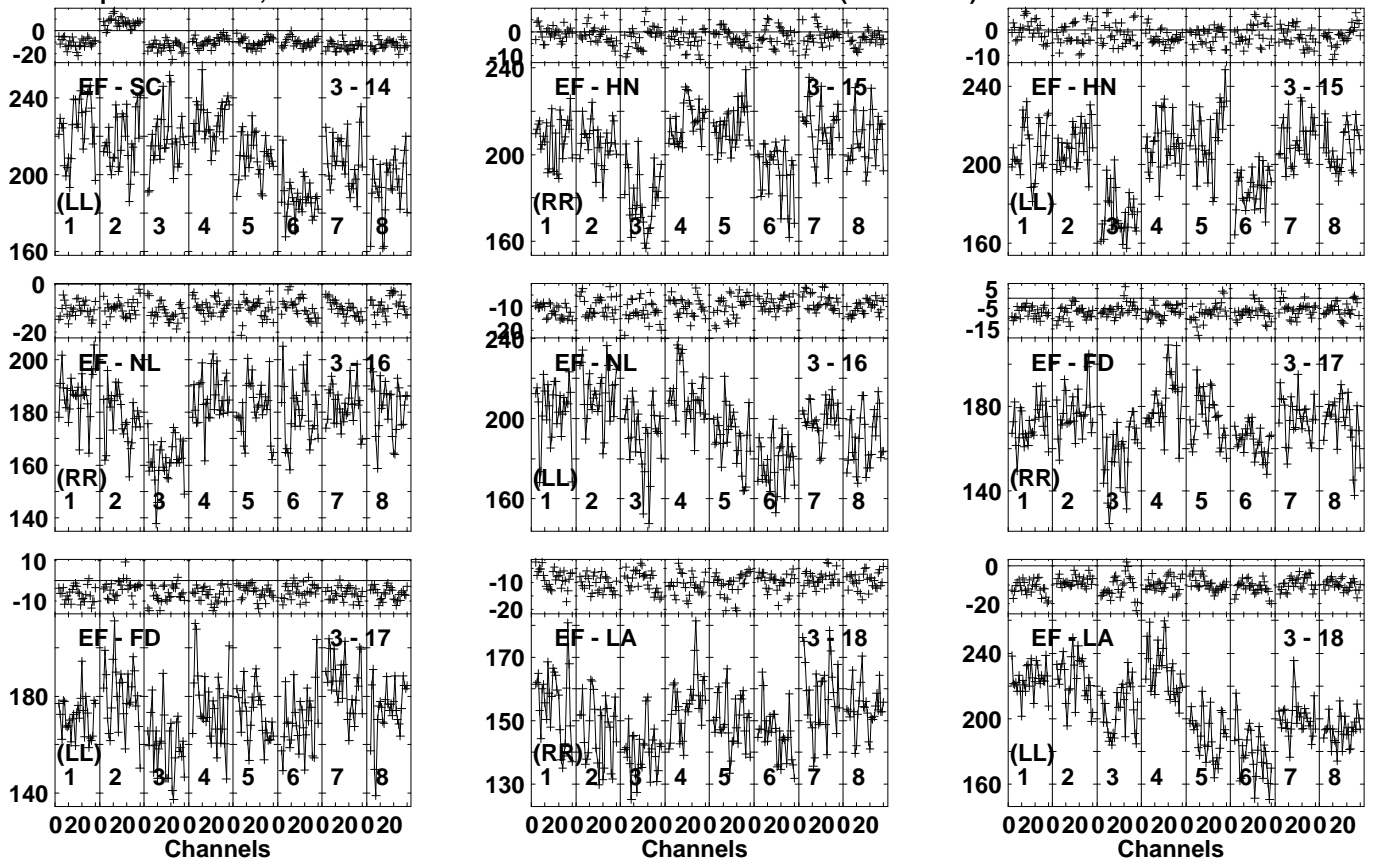
J1103+1158 GM081D 1.UVDATA.1

Freq = 1.3435 GHz, Bw = 8.000 MH Calibrated with CL # 4 and BP # 1 (BP mode 1)



Lower frame: Ampl Jy Top frame: Phas deg
Vector averaged cross-power spectrum Several baselines displayed
Timerange: 00/12:15:01 to 00/12:16:59

Plot file version 582 created 30-AUG-2023 08:46:18
 J1103+1158 GM081D 1.UVDATA.1
 Freq = 1.3435 GHz, Bw = 8.000 MH Calibrated with CL # 4 and BP # 1 (BP mode 1)

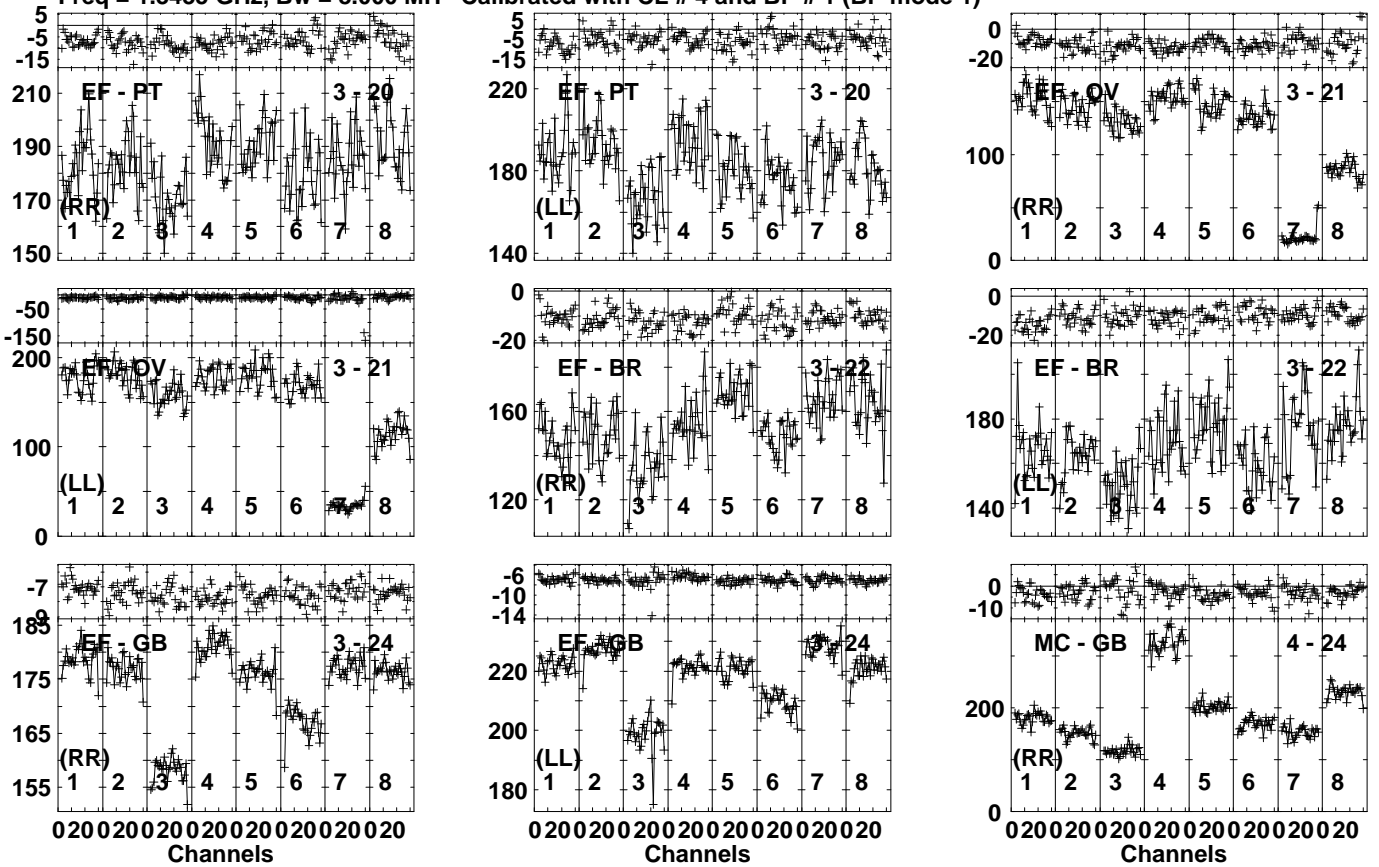


Lower frame: Milli Ampl Jy Top frame: Phas deg
 Vector averaged cross-power spectrum Several baselines displayed
 Timerange: 00/12:15:01 to 00/12:16:59

Plot file version 583 created 30-AUG-2023 08:46:19

J1103+1158 GM081D 1.UVDATA.1

Freq = 1.3435 GHz, Bw = 8.000 MH Calibrated with CL # 4 and BP # 1 (BP mode 1)

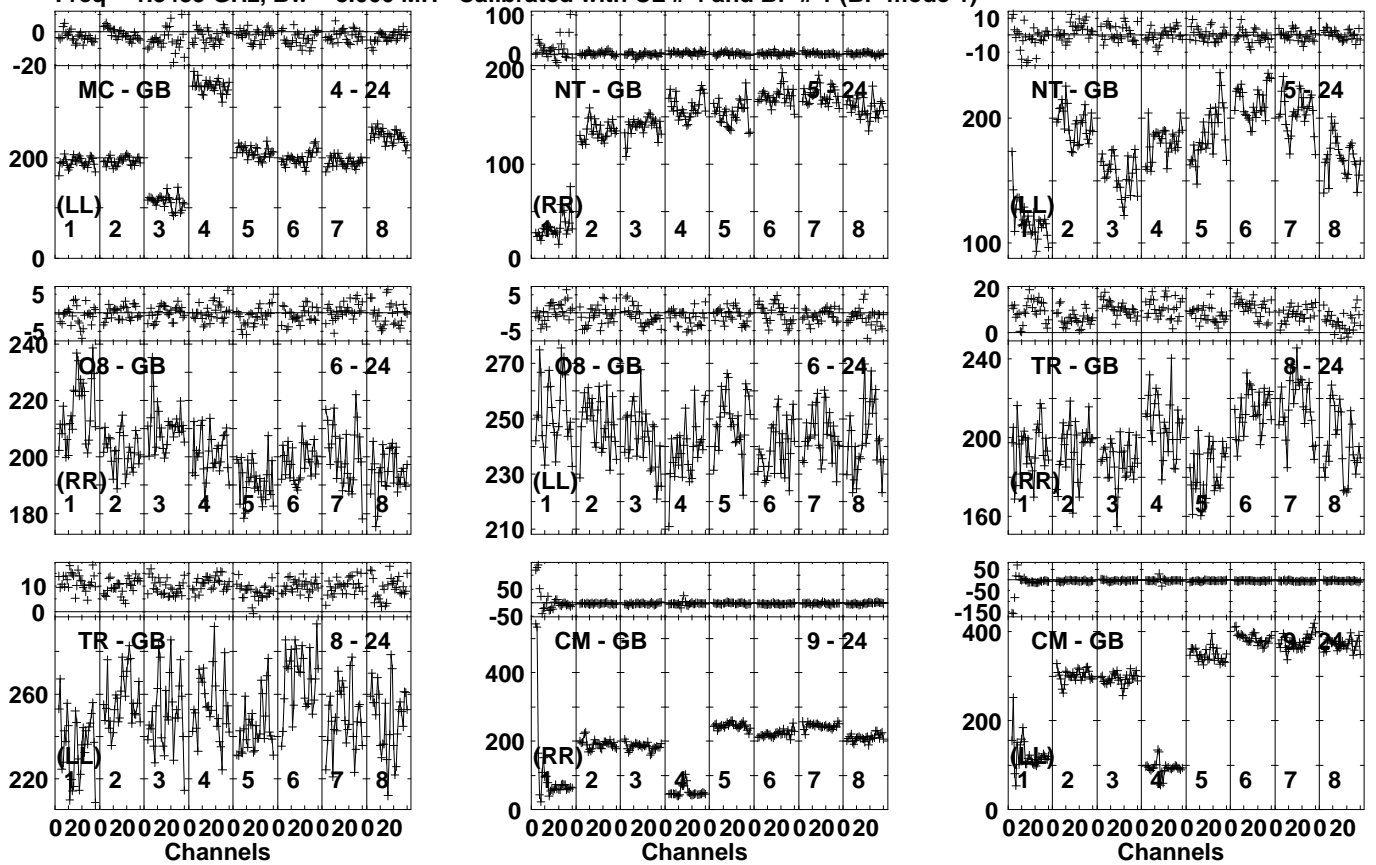


Lower frame: Milli Ampl Jy Top frame: Phas deg
 Vector averaged cross-power spectrum Several baselines displayed
 Timerange: 00/12:15:01 to 00/12:16:59

Plot file version 584 created 30-AUG-2023 08:46:19

J1103+1158 GM081D 1.UVDATA.1

Freq = 1.3435 GHz, Bw = 8.000 MH Calibrated with CL # 4 and BP # 1 (BP mode 1)

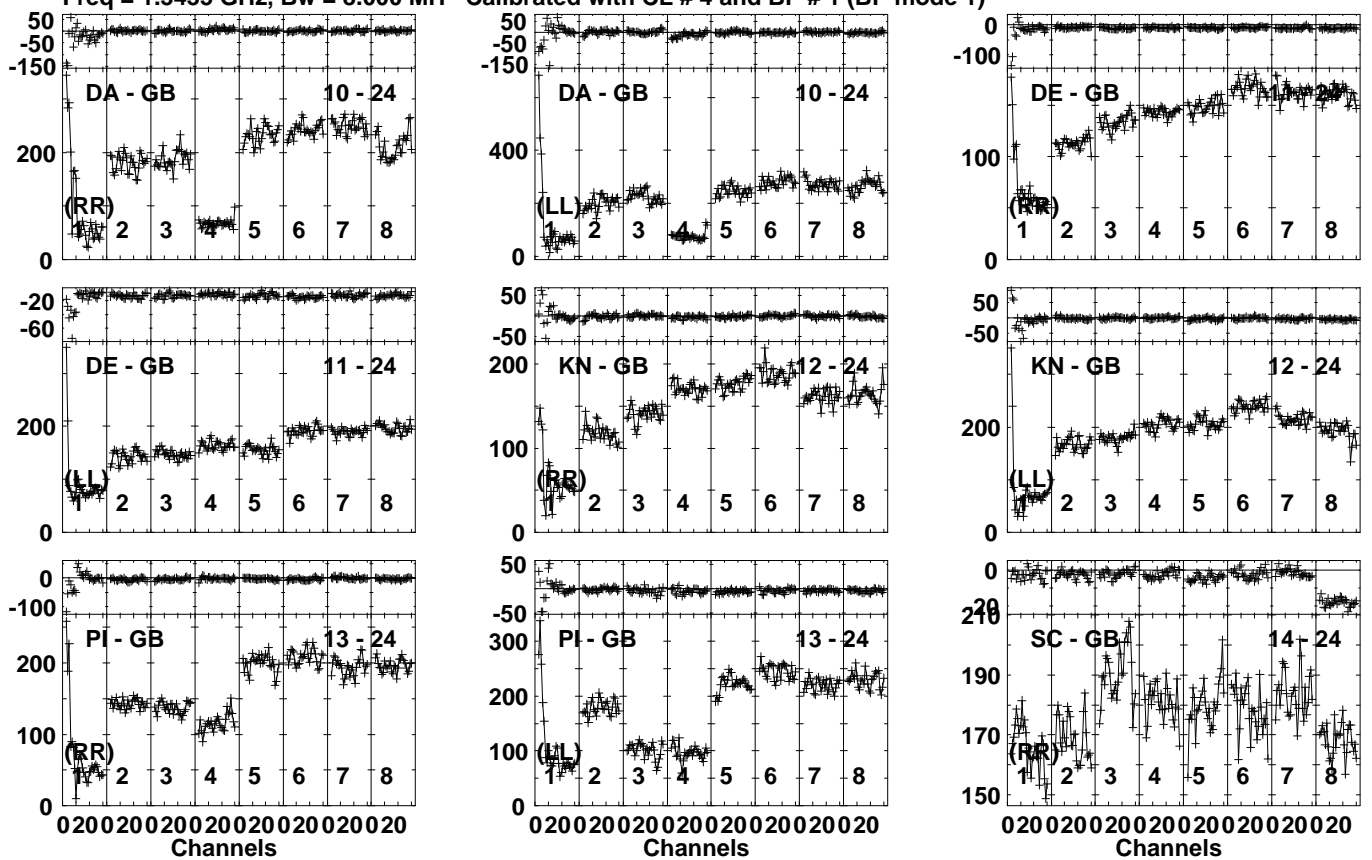


Lower frame: Milli Ampl Jy Top frame: Phas deg
Vector averaged cross-power spectrum Several baselines displayed
Timerange: 00/12:15:01 to 00/12:16:59

Plot file version 585 created 30-AUG-2023 08:46:20

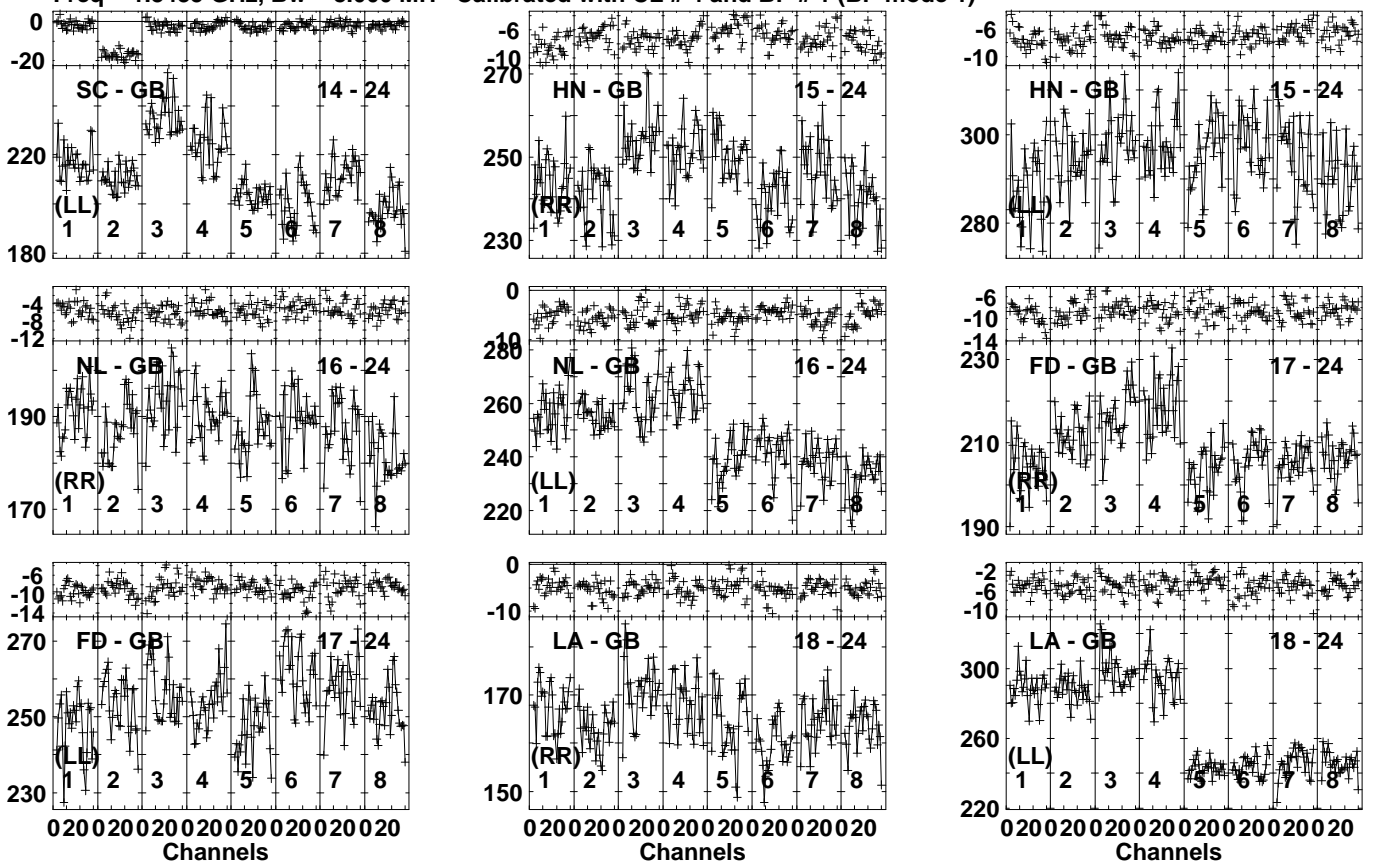
J1103+1158 GM081D 1.UVDATA.1

Freq = 1.3435 GHz, Bw = 8.000 MH Calibrated with CL # 4 and BP # 1 (BP mode 1)



Lower frame: Milli Ampl Jy Top frame: Phas deg
Vector averaged cross-power spectrum Several baselines displayed
Timerange: 00/12:15:01 to 00/12:16:59

Plot file version 586 created 30-AUG-2023 08:46:21
 J1103+1158 GM081D 1.UVDATA.1
 Freq = 1.3435 GHz, Bw = 8.000 MH Calibrated with CL # 4 and BP # 1 (BP mode 1)

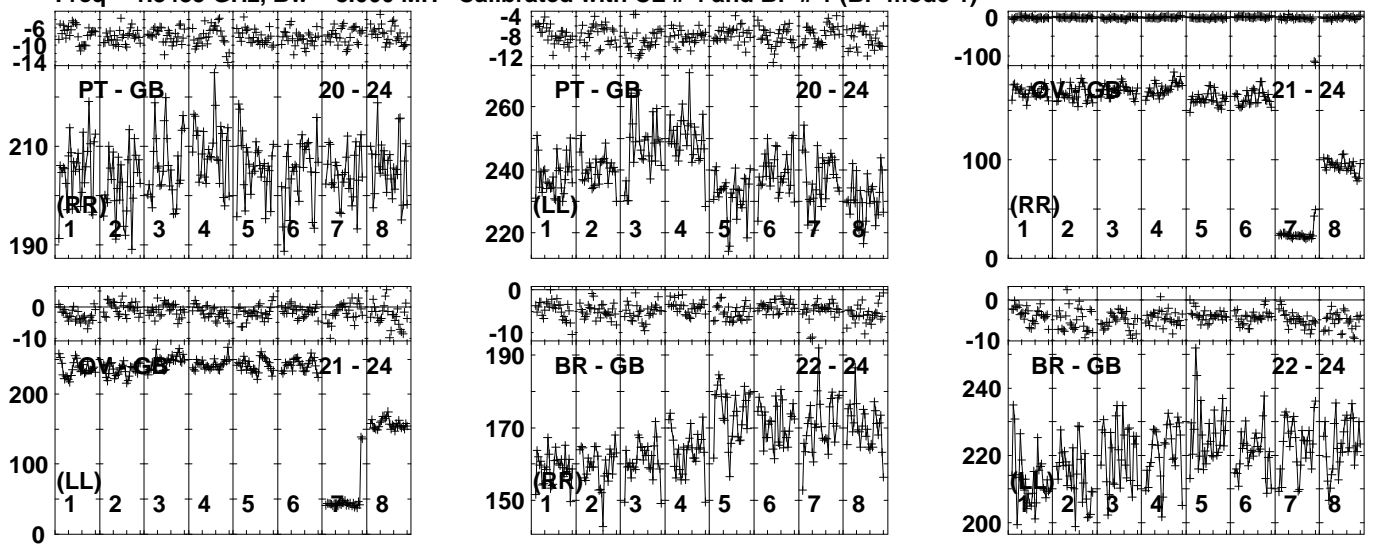


Lower frame: Milli Ampl Jy Top frame: Phas deg
 Vector averaged cross-power spectrum Several baselines displayed
 Timerange: 00/12:15:01 to 00/12:16:59

Plot file version 587 created 30-AUG-2023 08:46:21

J1103+1158 GM081D 1.UVDATA.1

Freq = 1.3435 GHz, Bw = 8.000 MH Calibrated with CL # 4 and BP # 1 (BP mode 1)

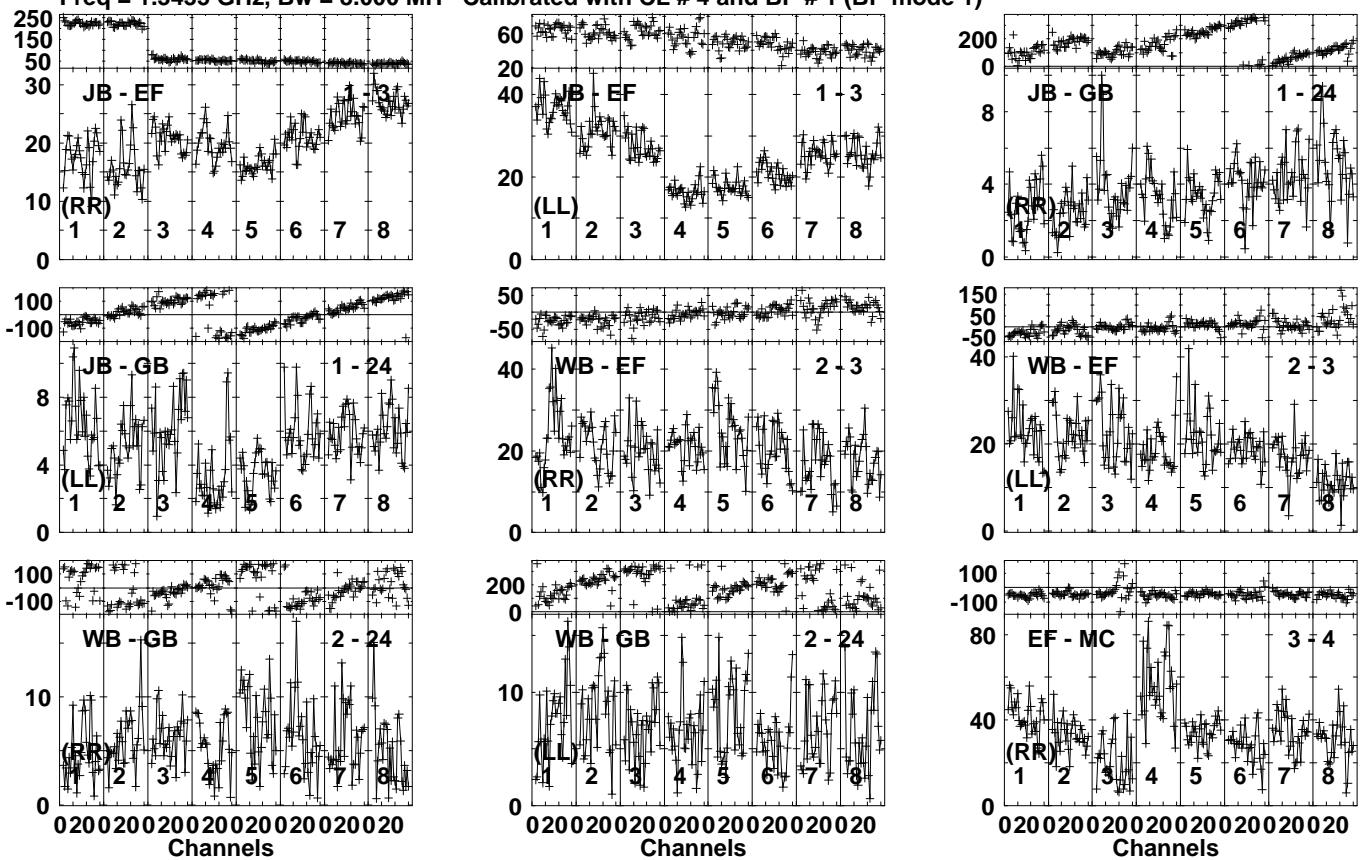


Lower frame: Milli Ampl Jy Top frame: Phas deg
Vector averaged cross-power spectrum Several baselines displayed
Timerange: 00/12:15:01 to 00/12:16:59

Plot file version 588 created 30-AUG-2023 08:46:22

J1100+1002 GM081D 1.UVDATA.1

Freq = 1.3435 GHz, Bw = 8.000 MH Calibrated with CL # 4 and BP # 1 (BP mode 1)

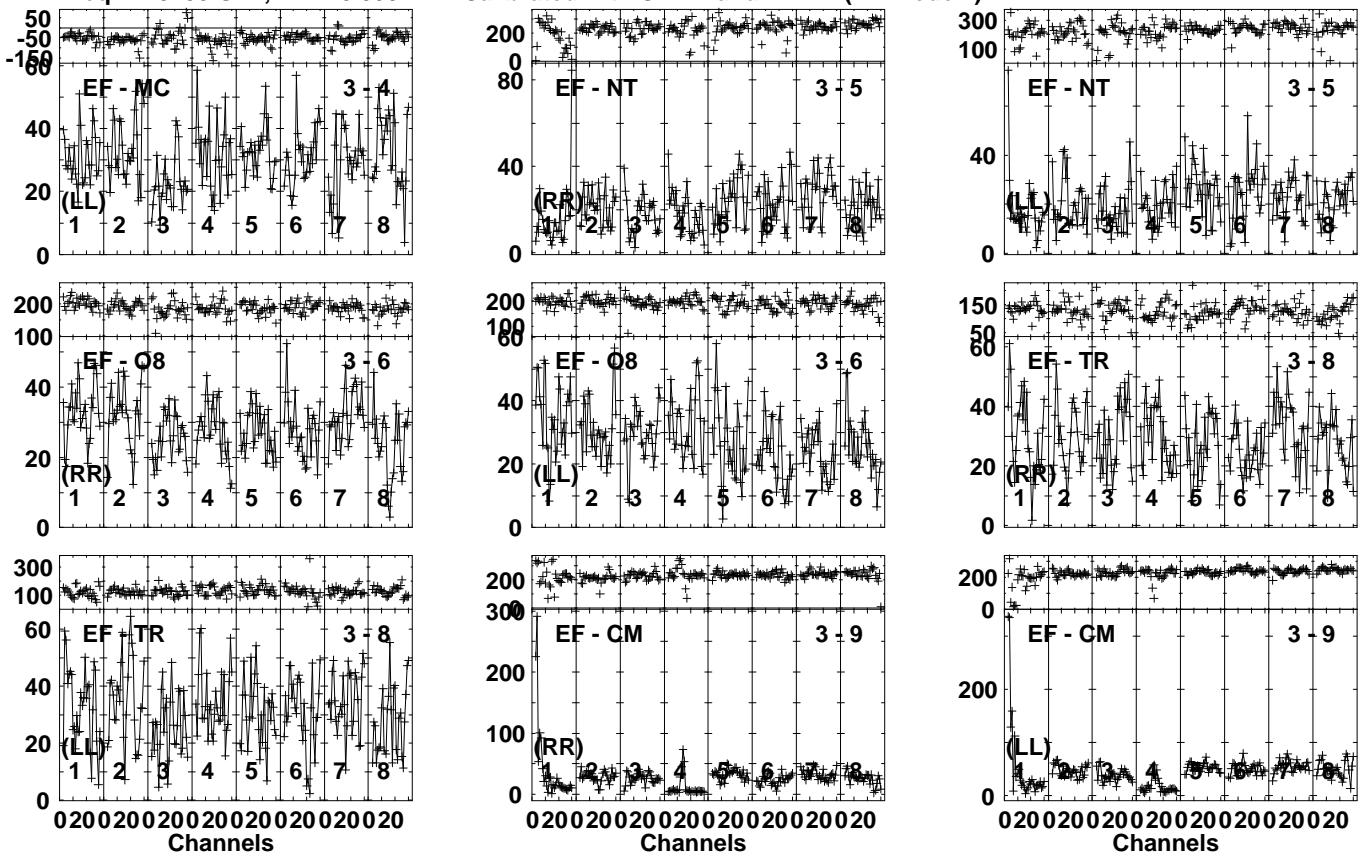


Lower frame: Milli Ampl Jy Top frame: Phas deg
Vector averaged cross-power spectrum Several baselines displayed
Timerange: 00:12:17:01 to 00:12:21:59

Plot file version 589 created 30-AUG-2023 08:46:23

J1100+1002 GM081D 1.UVDATA.1

Freq = 1.3435 GHz, Bw = 8.000 MH Calibrated with CL # 4 and BP # 1 (BP mode 1)

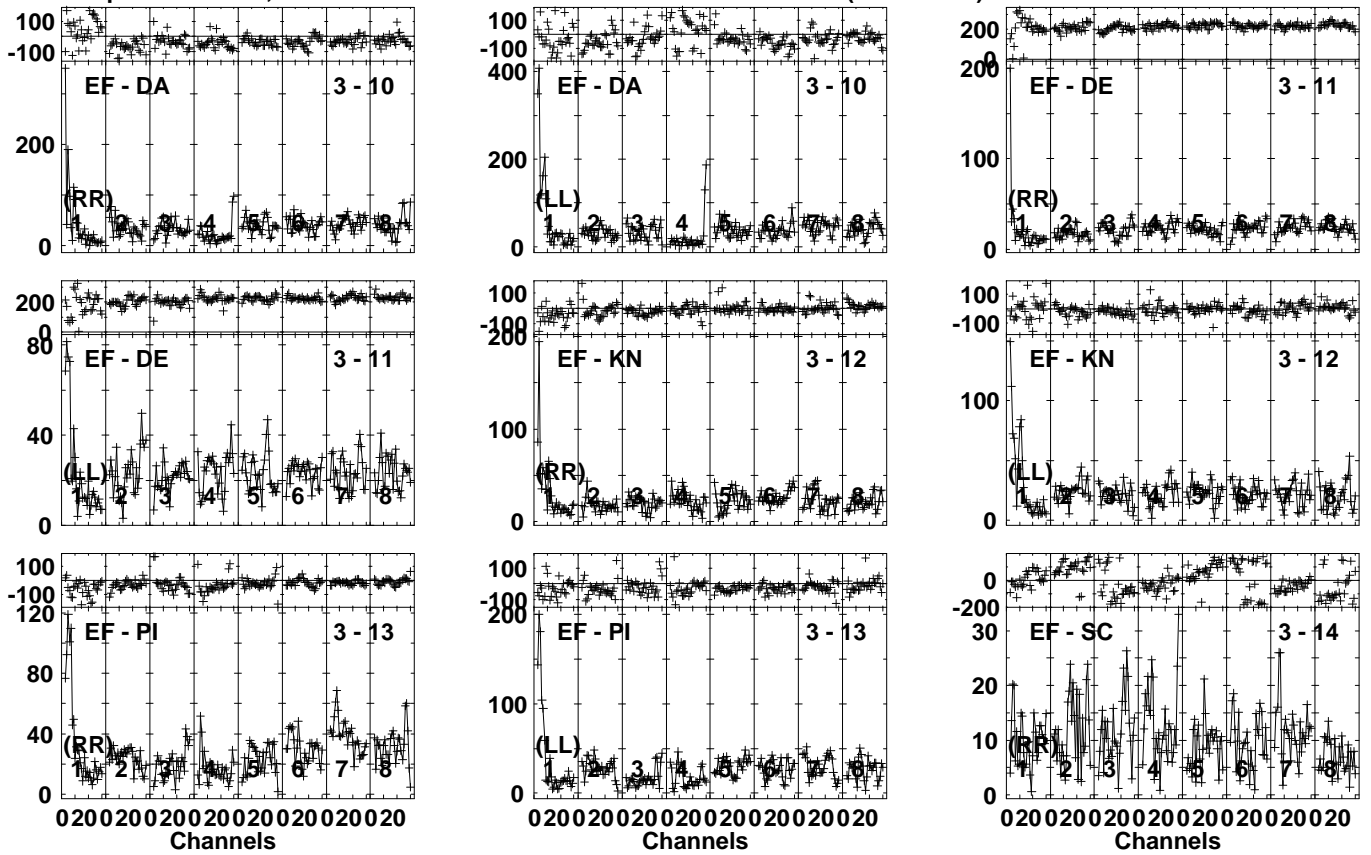


Lower frame: Milli Ampl Jy Top frame: Phas deg
Vector averaged cross-power spectrum Several baselines displayed
Timerange: 00:12:17:01 to 00:12:21:59

Plot file version 590 created 30-AUG-2023 08:46:24

J1100+1002 GM081D 1.UVDATA.1

Freq = 1.3435 GHz, Bw = 8.000 MH Calibrated with CL # 4 and BP # 1 (BP mode 1)

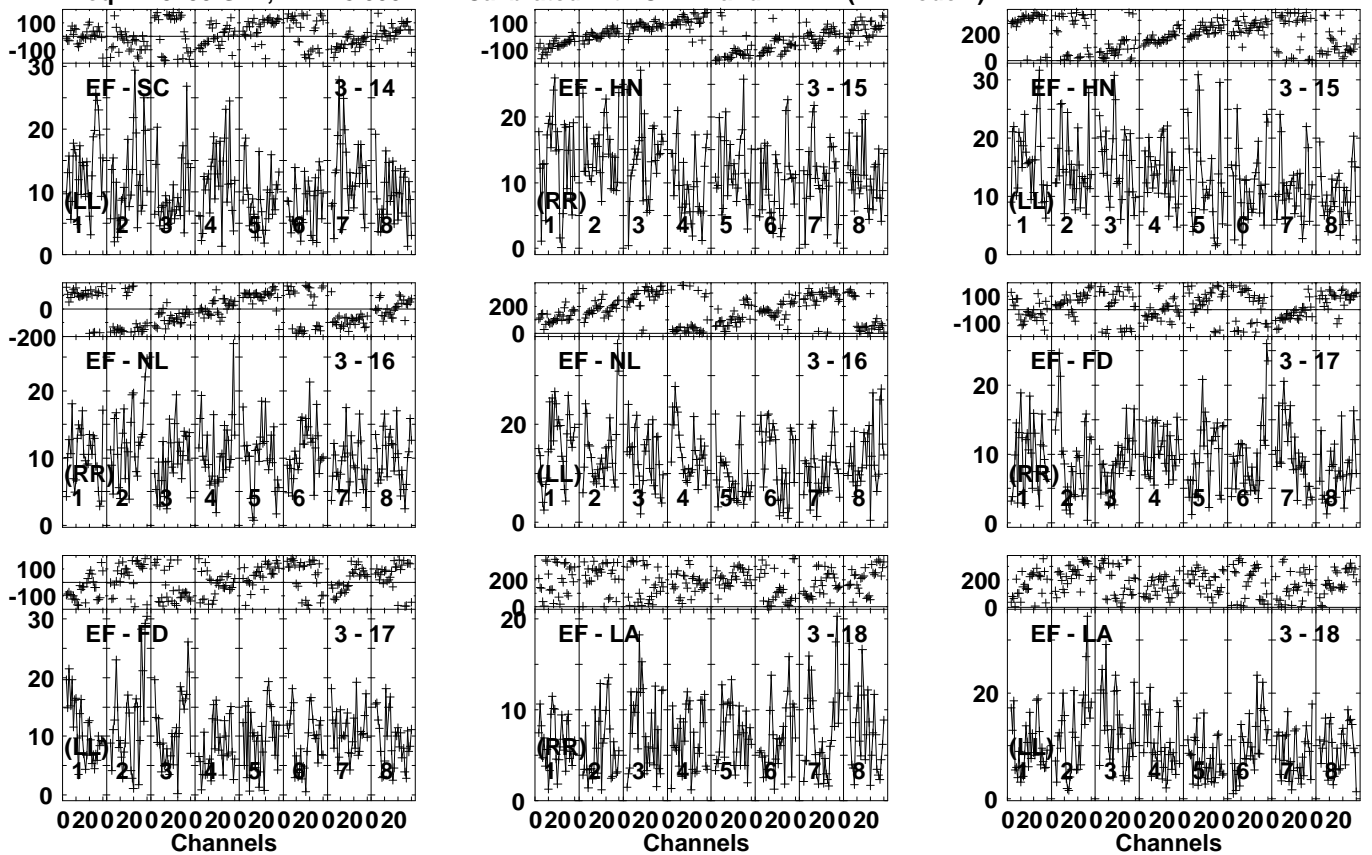


Lower frame: Milli Ampl Jy Top frame: Phas deg
Vector averaged cross-power spectrum Several baselines displayed
Timerange: 00/12:17:01 to 00/12:21:59

Plot file version 591 created 30-AUG-2023 08:46:24

J1100+1002 GM081D 1.UVDATA.1

Freq = 1.3435 GHz, Bw = 8.000 MH Calibrated with CL # 4 and BP # 1 (BP mode 1)

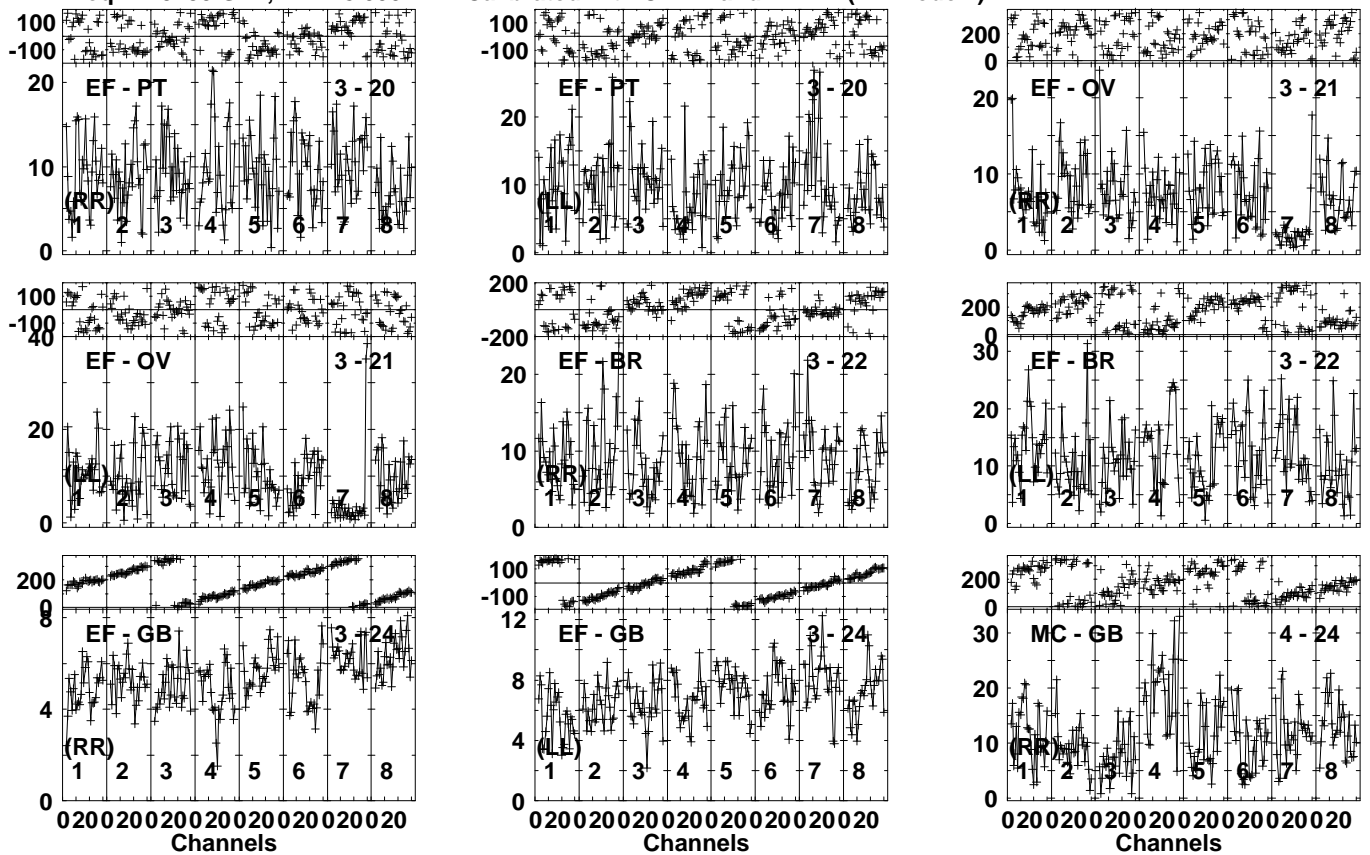


Lower frame: Milli Ampl Jy Top frame: Phas deg
Vector averaged cross-power spectrum Several baselines displayed
Timerange: 00/12:17:01 to 00/12:21:59

Plot file version 592 created 30-AUG-2023 08:46:25

J1100+1002 GM081D 1.UVDATA.1

Freq = 1.3435 GHz, Bw = 8.000 MH Calibrated with CL # 4 and BP # 1 (BP mode 1)

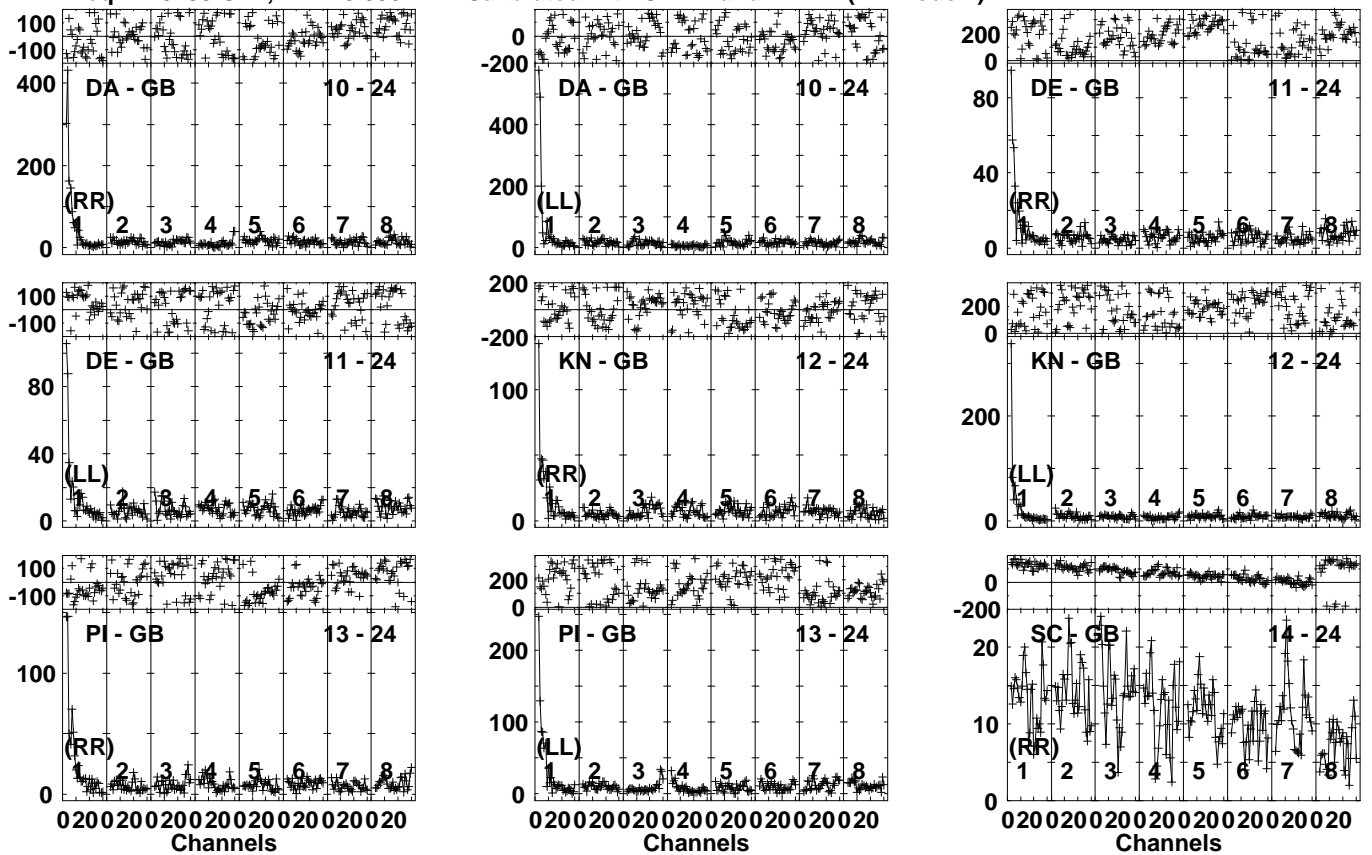


Lower frame: Milli Ampl Jy Top frame: Phas deg
Vector averaged cross-power spectrum Several baselines displayed
Timerange: 00/12:17:01 to 00/12:21:59

Plot file version 594 created 30-AUG-2023 08:46:26

J1100+1002 GM081D 1.UVDATA.1

Freq = 1.3435 GHz, Bw = 8.000 MH Calibrated with CL # 4 and BP # 1 (BP mode 1)

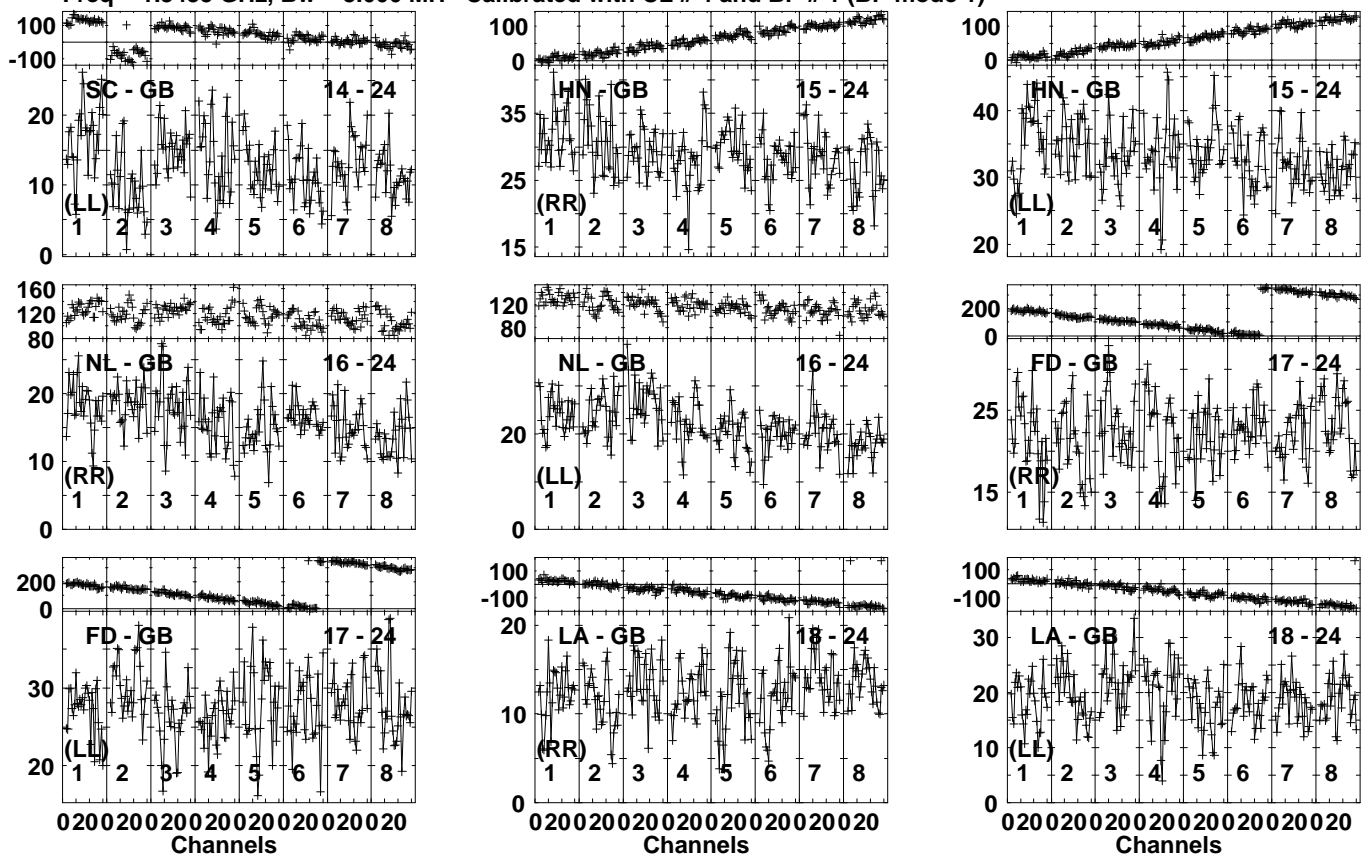


Lower frame: Milli Ampl Jy Top frame: Phas deg
Vector averaged cross-power spectrum Several baselines displayed
Timerange: 00/12:17:01 to 00/12:21:59

Plot file version 595 created 30-AUG-2023 08:46:27

J1100+1002 GM081D 1.UVDATA.1

Freq = 1.3435 GHz, Bw = 8.000 MH Calibrated with CL # 4 and BP # 1 (BP mode 1)

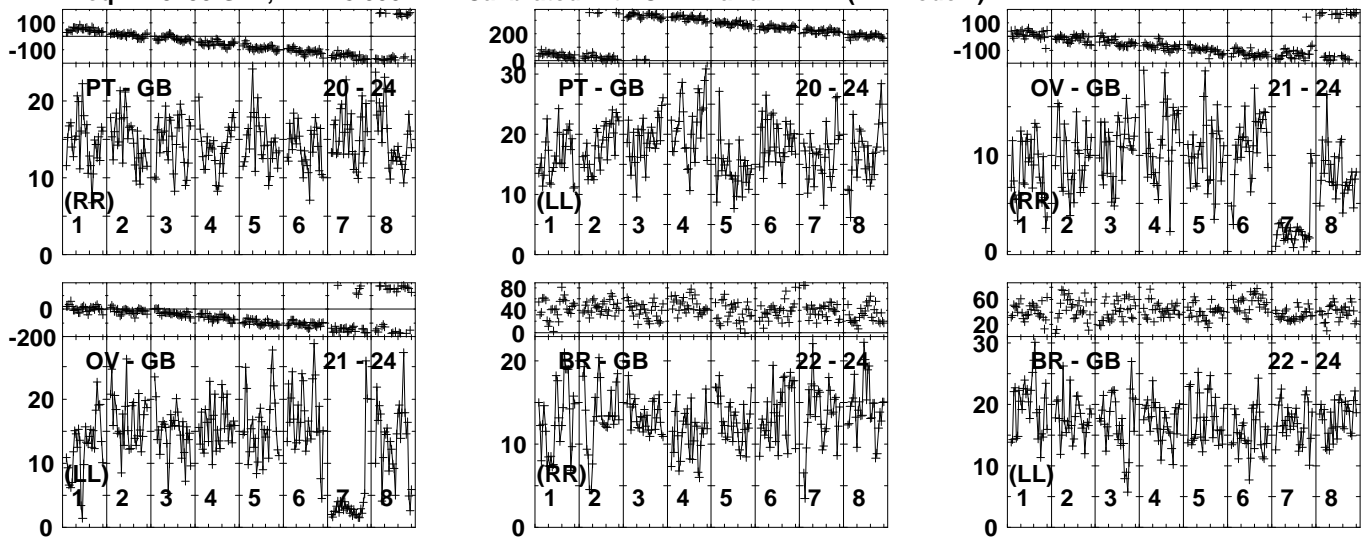


Lower frame: Milli Ampl Jy Top frame: Phas deg
Vector averaged cross-power spectrum Several baselines displayed
Timerange: 00/12:17:01 to 00/12:21:59

Plot file version 596 created 30-AUG-2023 08:46:28

J1100+1002 GM081D 1.UVDATA.1

Freq = 1.3435 GHz, Bw = 8.000 MH Calibrated with CL # 4 and BP # 1 (BP mode 1)

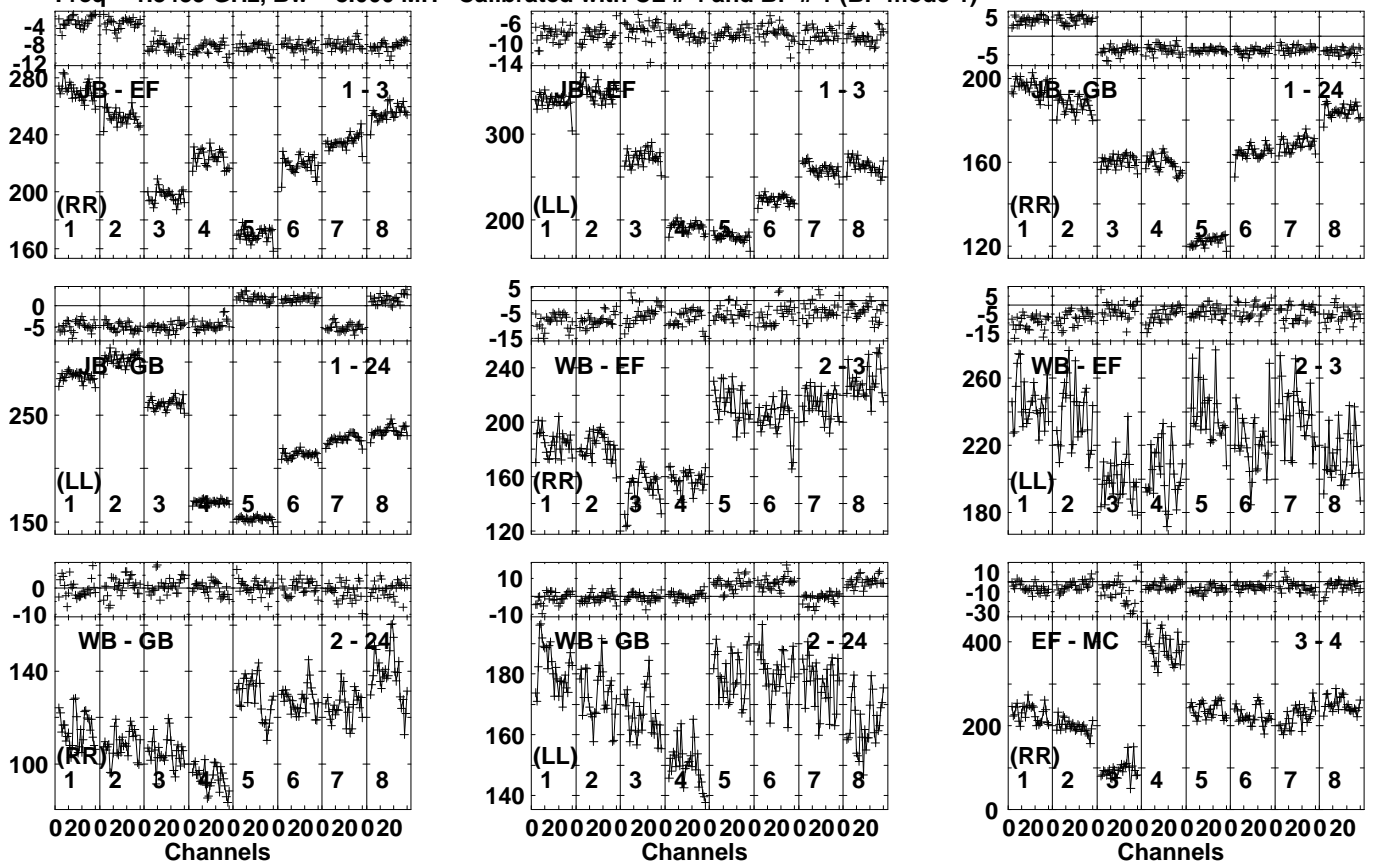


Lower frame: Milli Ampl Jy Top frame: Phas deg

Vector averaged cross-power spectrum Several baselines displayed

Timerange: 00/12:17:01 to 00/12:21:59

Plot file version 597 created 30-AUG-2023 08:46:29
 J1103+1158 GM081D 1.UVDATA.1
 Freq = 1.3435 GHz, Bw = 8.000 MH Calibrated with CL # 4 and BP # 1 (BP mode 1)

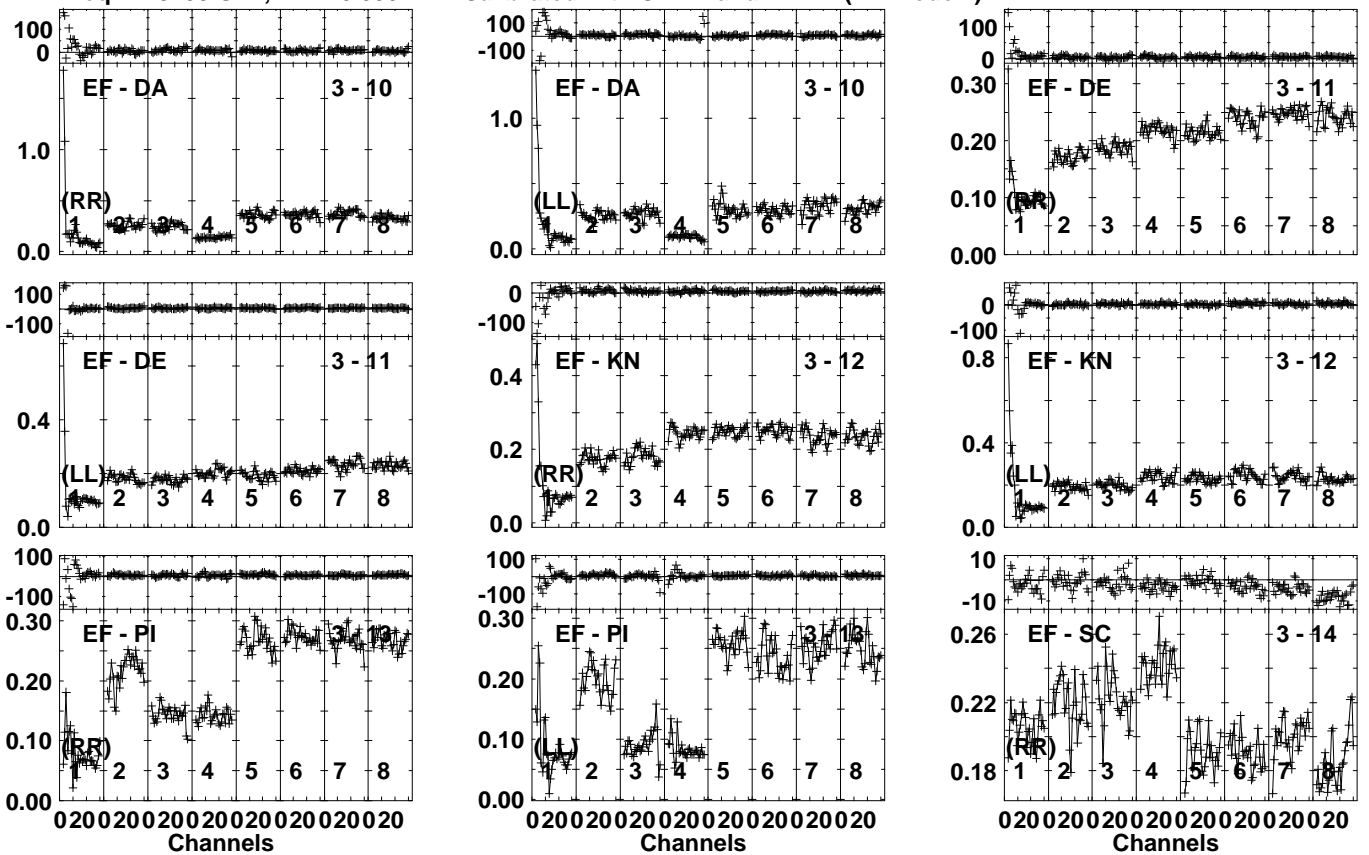


Lower frame: Milli Ampl Jy Top frame: Phas deg
 Vector averaged cross-power spectrum Several baselines displayed
 Timerange: 00/12:22:31 to 00/12:23:59

Plot file version 599 created 30-AUG-2023 08:46:30

J1103+1158 GM081D 1.UVDATA.1

Freq = 1.3435 GHz, Bw = 8.000 MH Calibrated with CL # 4 and BP # 1 (BP mode 1)

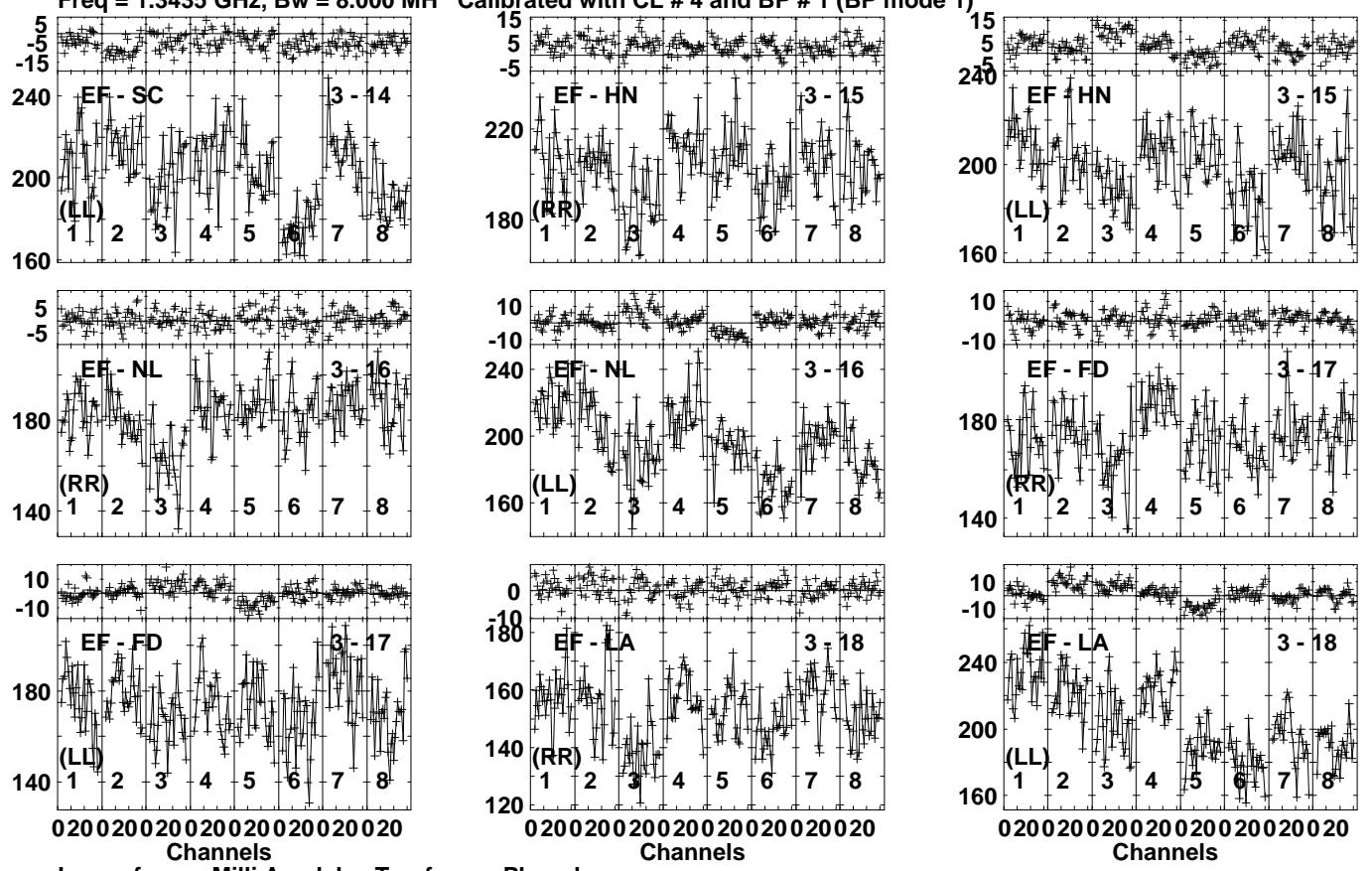


Lower frame: Ampl Jy Top frame: Phas deg
Vector averaged cross-power spectrum Several baselines displayed
Timerange: 00/12:22:31 to 00/12:23:59

Plot file version 600 created 30-AUG-2023 08:46:30

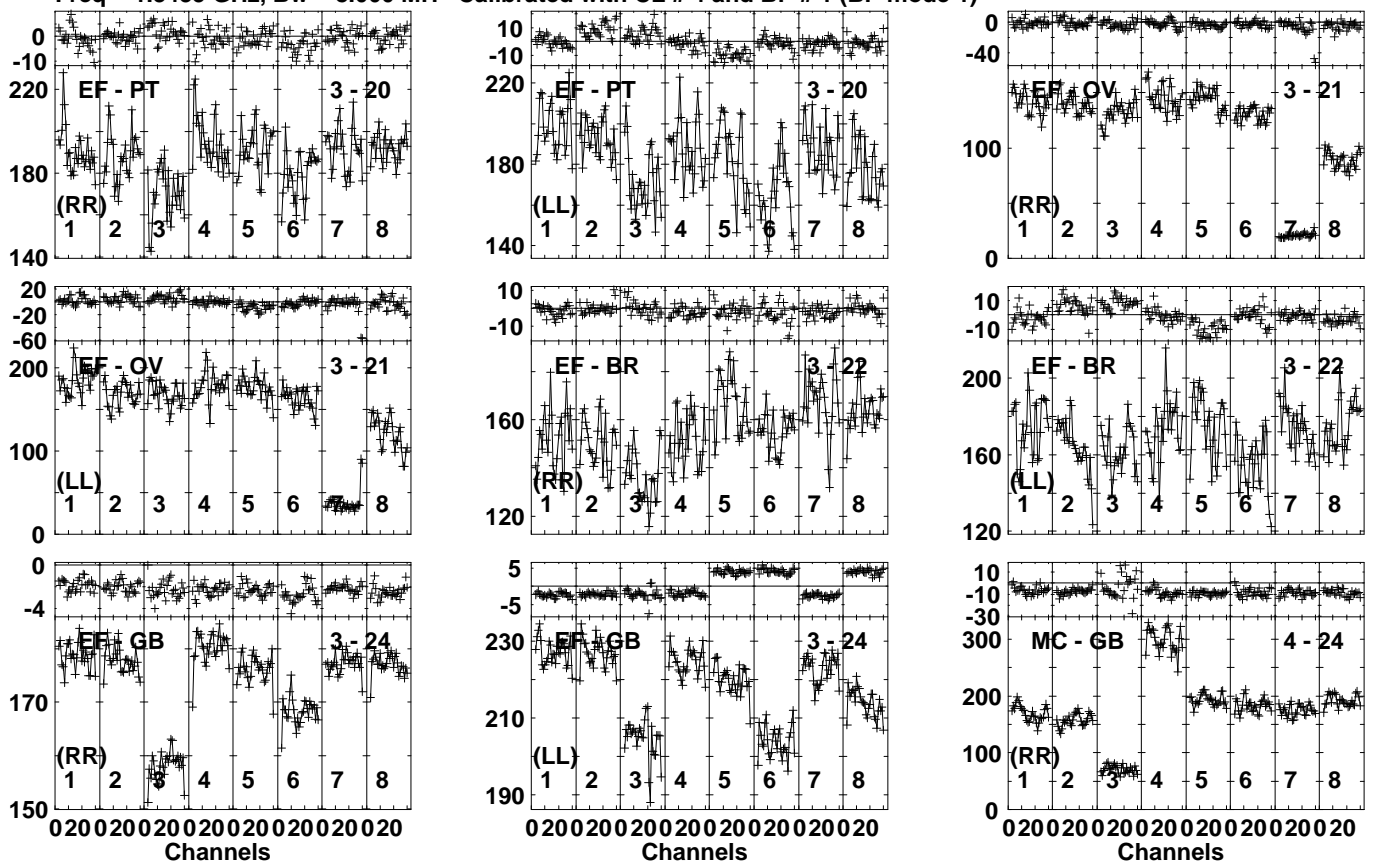
J1103+1158 GM081D 1.UVDATA.1

Freq = 1.3435 GHz, Bw = 8.000 MH Calibrated with CL # 4 and BP # 1 (BP mode 1)



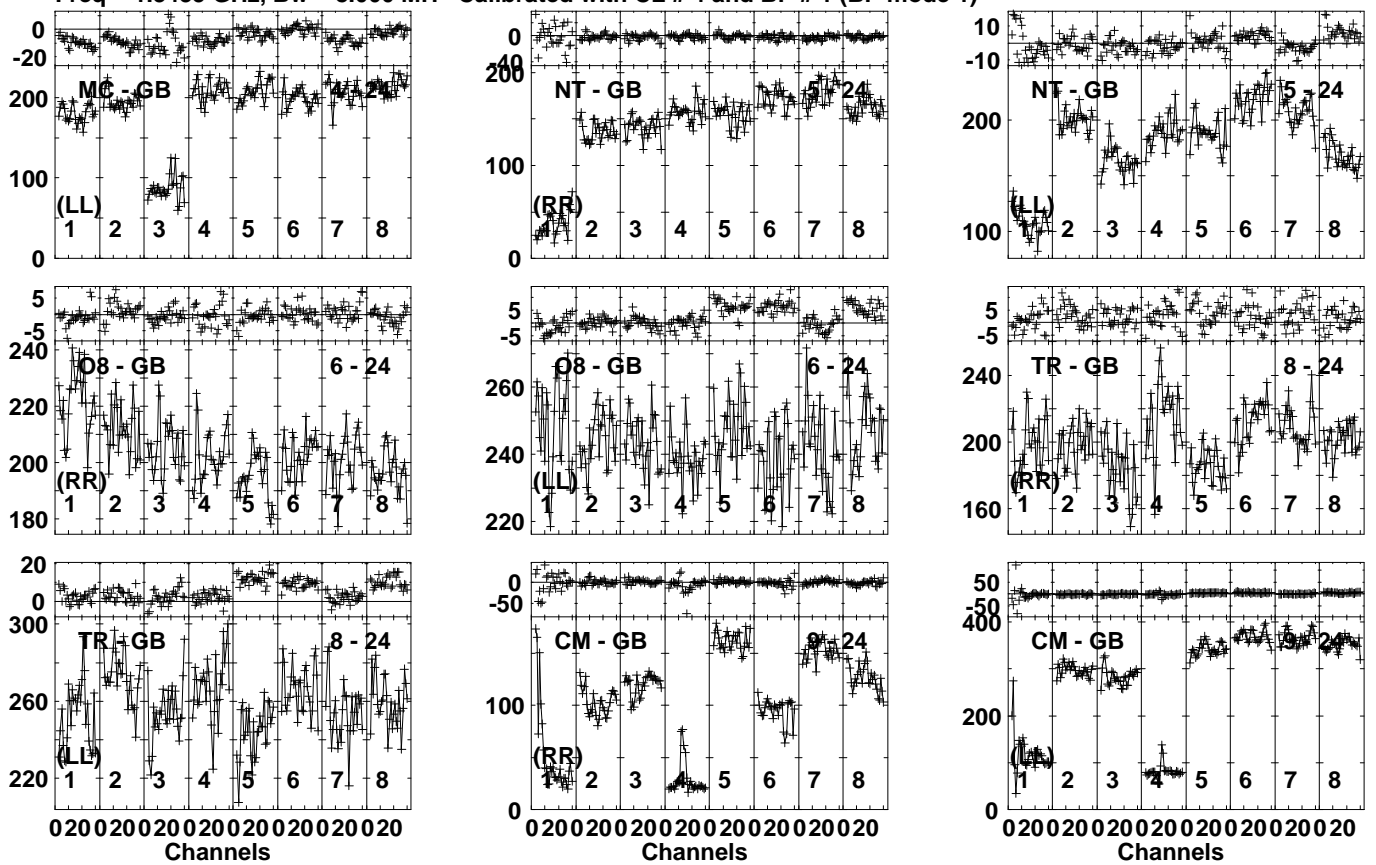
Lower frame: Milli Ampl Jy Top frame: Phas deg
Vector averaged cross-power spectrum Several baselines displayed
Timerange: 00/12:22:31 to 00/12:23:59

Plot file version 601 created 30-AUG-2023 08:46:31
 J1103+1158 GM081D 1.UVDATA.1
 Freq = 1.3435 GHz, Bw = 8.000 MH Calibrated with CL # 4 and BP # 1 (BP mode 1)



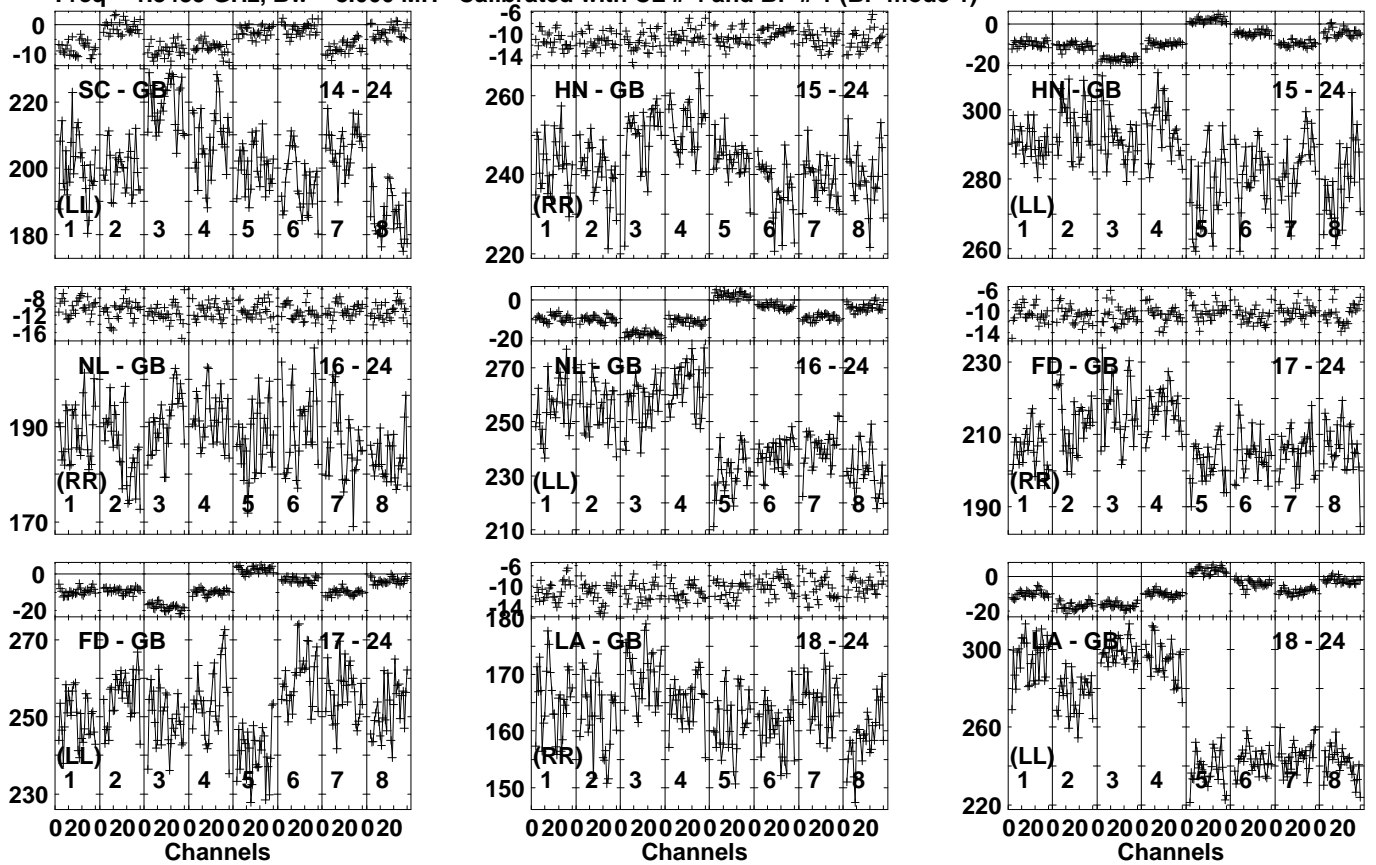
Lower frame: Milli Ampl Jy Top frame: Phas deg
 Vector averaged cross-power spectrum Several baselines displayed
 Timerange: 00/12:22:31 to 00/12:23:59

Plot file version 602 created 30-AUG-2023 08:46:32
 J1103+1158 GM081D 1.UVDATA.1
 Freq = 1.3435 GHz, Bw = 8.000 MH Calibrated with CL # 4 and BP # 1 (BP mode 1)



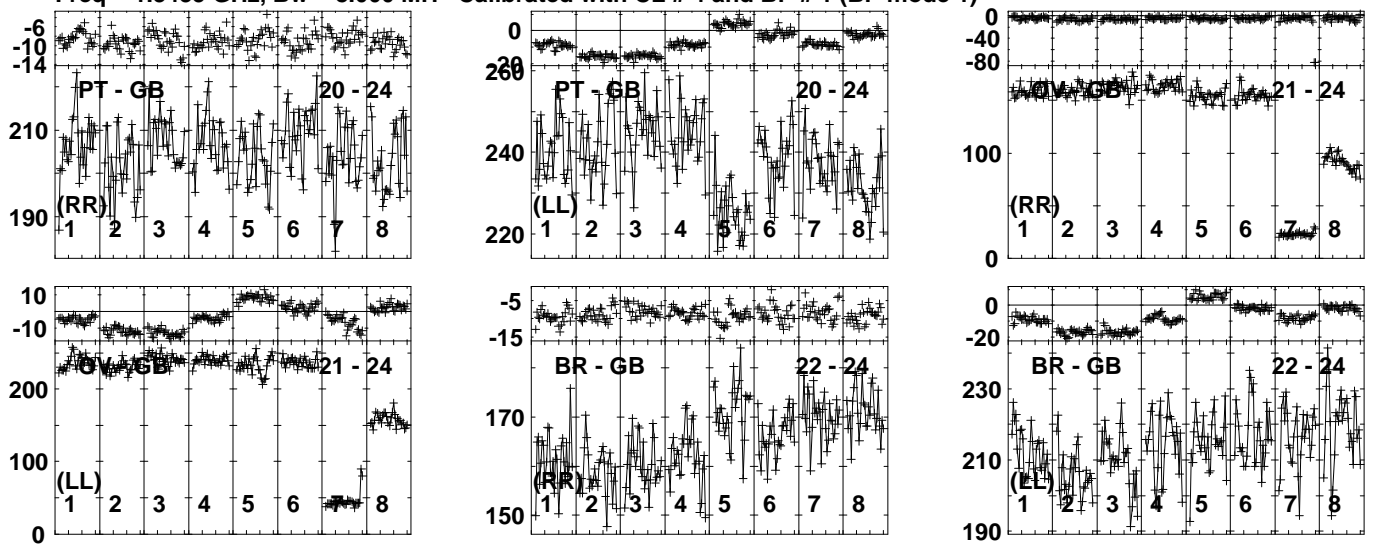
Lower frame: Milli Ampl Jy Top frame: Phas deg
 Vector averaged cross-power spectrum Several baselines displayed
 Timerange: 00/12:22:31 to 00/12:23:59

Plot file version 604 created 30-AUG-2023 08:46:33
 J1103+1158 GM081D 1.UVDATA.1
 Freq = 1.3435 GHz, Bw = 8.000 MH Calibrated with CL # 4 and BP # 1 (BP mode 1)



Lower frame: Milli Ampl Jy Top frame: Phas deg
 Vector averaged cross-power spectrum Several baselines displayed
 Timerange: 00/12:22:31 to 00/12:23:59

Plot file version 605 created 30-AUG-2023 08:46:34
 J1103+1158 GM081D 1.UVDATA.1
 Freq = 1.3435 GHz, Bw = 8.000 MH Calibrated with CL # 4 and BP # 1 (BP mode 1)

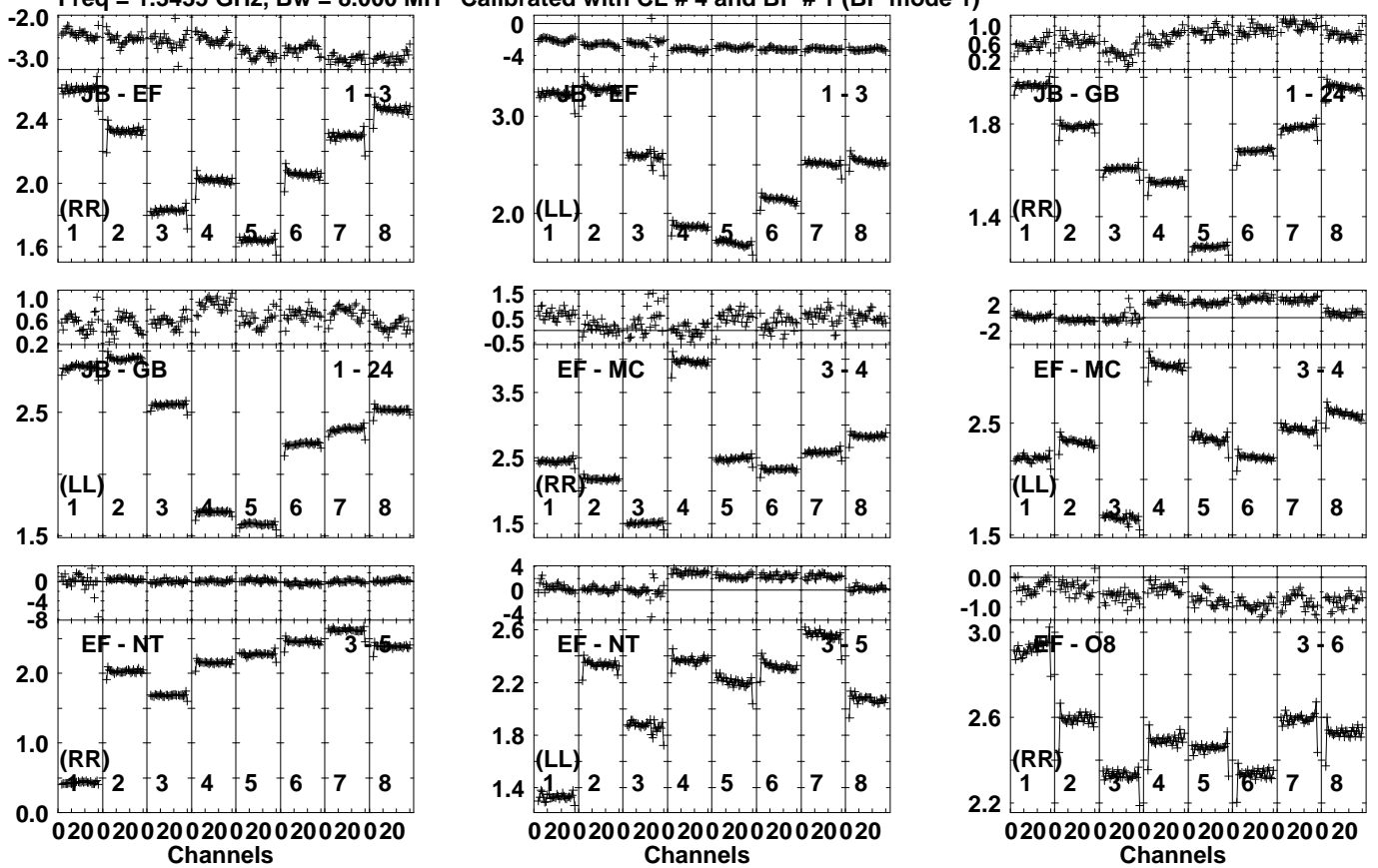


Lower frame: Milli Ampl Jy Top frame: Phas deg
 Vector averaged cross-power spectrum Several baselines displayed
 Timerange: 00/12:22:31 to 00/12:23:59

Plot file version 606 created 30-AUG-2023 08:46:34

4C39.25 GM081D 1.UVDATA.1

Freq = 1.3435 GHz, Bw = 8.000 MH Calibrated with CL # 4 and BP # 1 (BP mode 1)

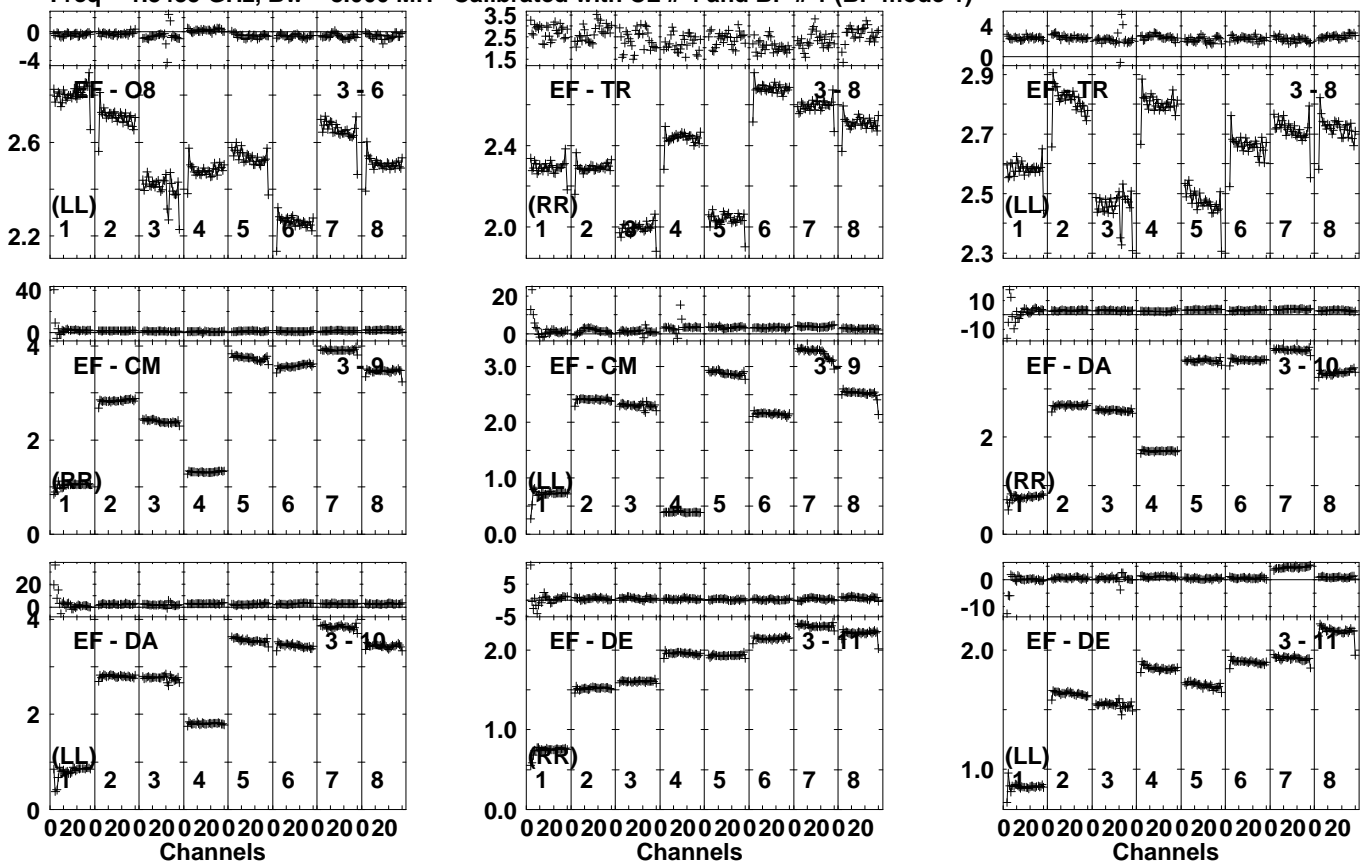


Lower frame: Ampl Jy Top frame: Phas deg
Vector averaged cross-power spectrum Several baselines displayed
Timerange: 00/12:24:01 to 00/12:29:59

Plot file version 607 created 30-AUG-2023 08:46:35

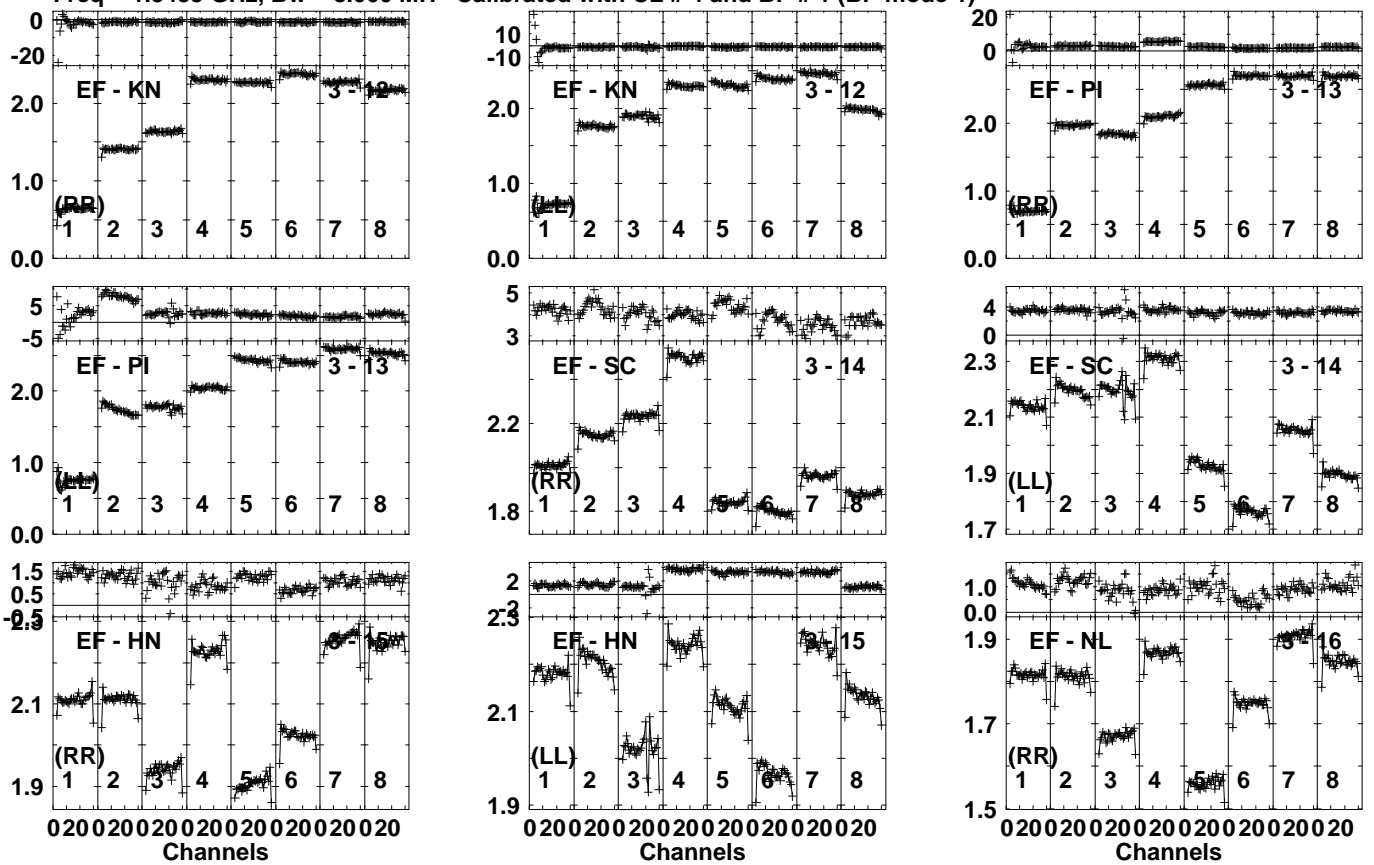
4C39.25 GM081D 1.UV DATA.1

Freq = 1.3435 GHz, Bw = 8.000 MH Calibrated with CL # 4 and BP # 1 (BP mode 1)



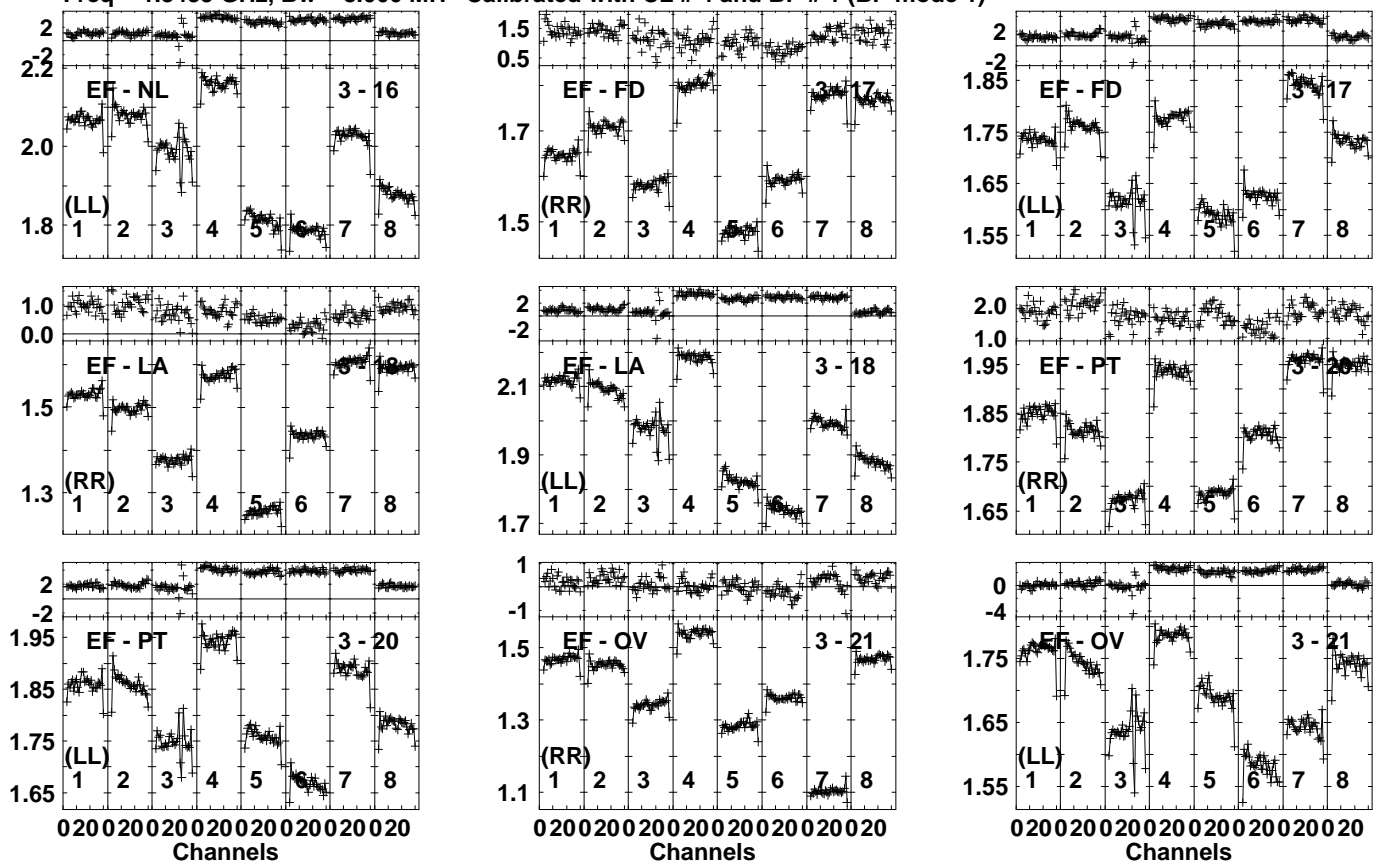
Lower frame: Ampl Jy Top frame: Phas deg
 Vector averaged cross-power spectrum Several baselines displayed
 Timerange: 00/12:24:01 to 00/12:29:59

Plot file version 608 created 30-AUG-2023 08:46:36
 4C39.25 GM081D 1.UVDATA.1
 Freq = 1.3435 GHz, Bw = 8.000 MH Calibrated with CL # 4 and BP # 1 (BP mode 1)



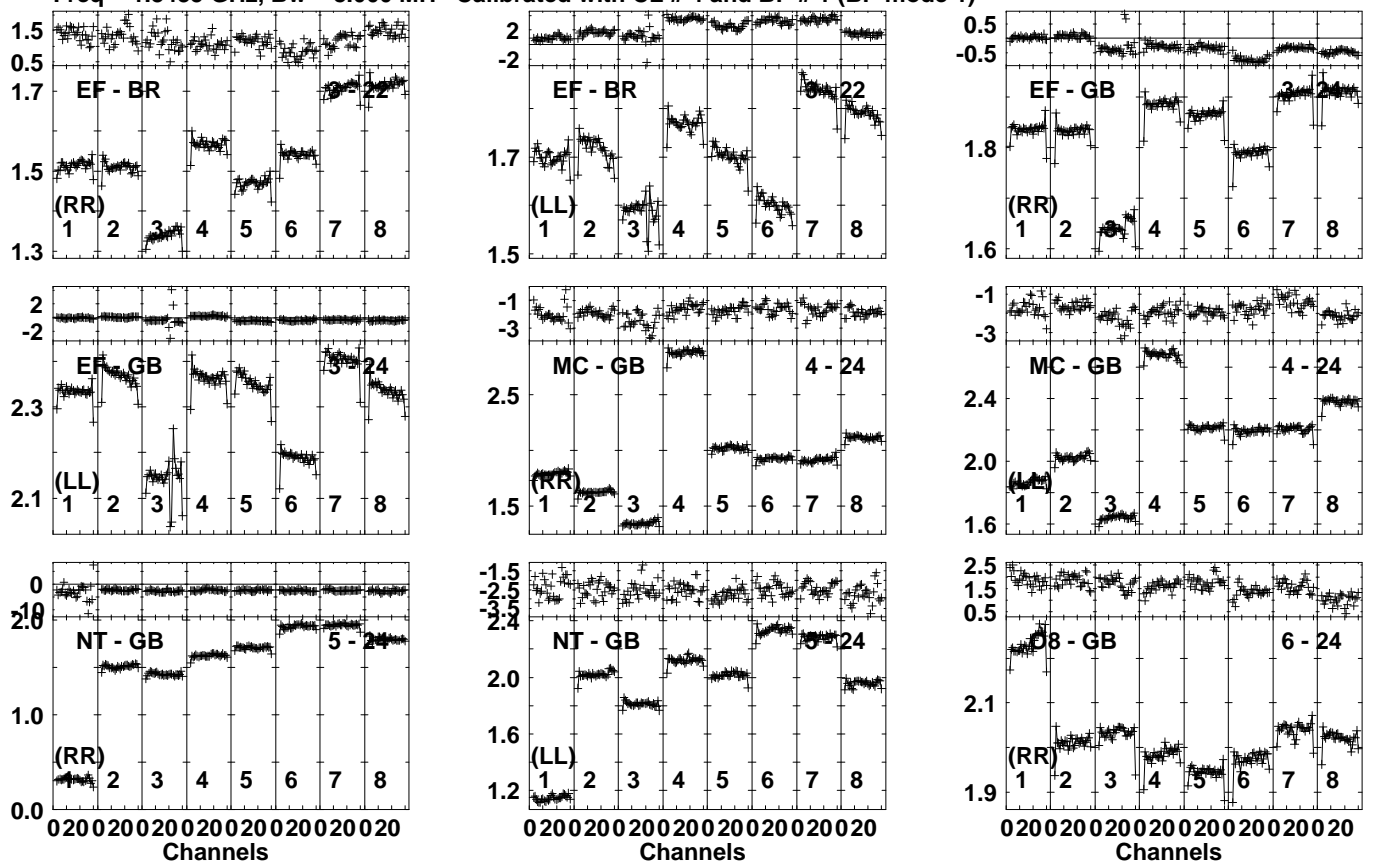
Lower frame: Ampl Jy Top frame: Phas deg
 Vector averaged cross-power spectrum Several baselines displayed
 Timerange: 00/12:24:01 to 00/12:29:59

Plot file version 609 created 30-AUG-2023 08:46:36
 4C39.25 GM081D 1.UVDATA.1
 Freq = 1.3435 GHz, Bw = 8.000 MH Calibrated with CL # 4 and BP # 1 (BP mode 1)



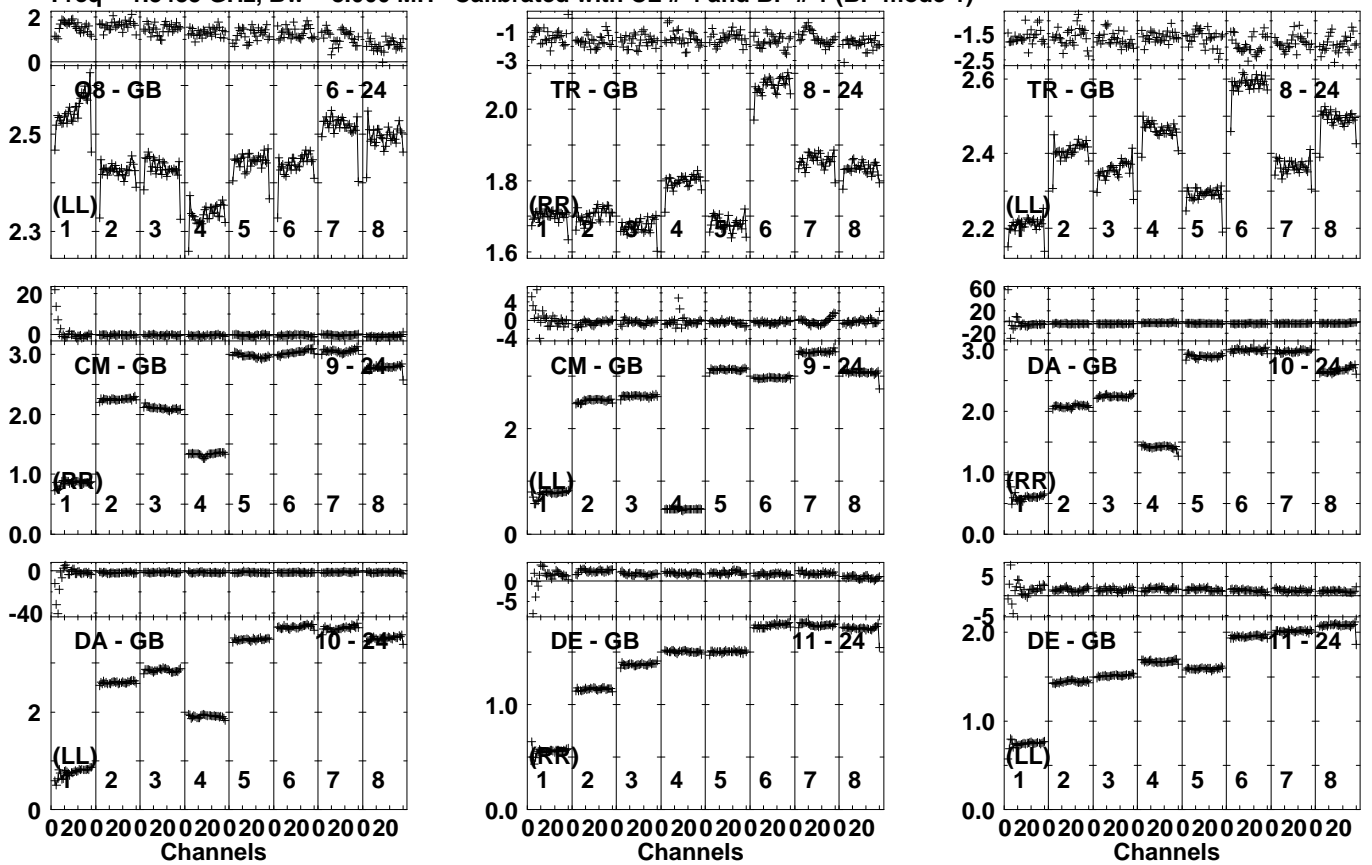
Lower frame: Ampl Jy Top frame: Phas deg
 Vector averaged cross-power spectrum Several baselines displayed
 Timerange: 00/12:24:01 to 00/12:29:59

Plot file version 610 created 30-AUG-2023 08:46:37
 4C39.25 GM081D 1.UVDATA.1
 Freq = 1.3435 GHz, Bw = 8.000 MH Calibrated with CL # 4 and BP # 1 (BP mode 1)



Lower frame: Ampl Jy Top frame: Phas deg
 Vector averaged cross-power spectrum Several baselines displayed
 Timerange: 00/12:24:01 to 00/12:29:59

Plot file version 611 created 30-AUG-2023 08:46:37
 4C39.25 GM081D 1.UVDATA.1
 Freq = 1.3435 GHz, Bw = 8.000 MH Calibrated with CL # 4 and BP # 1 (BP mode 1)

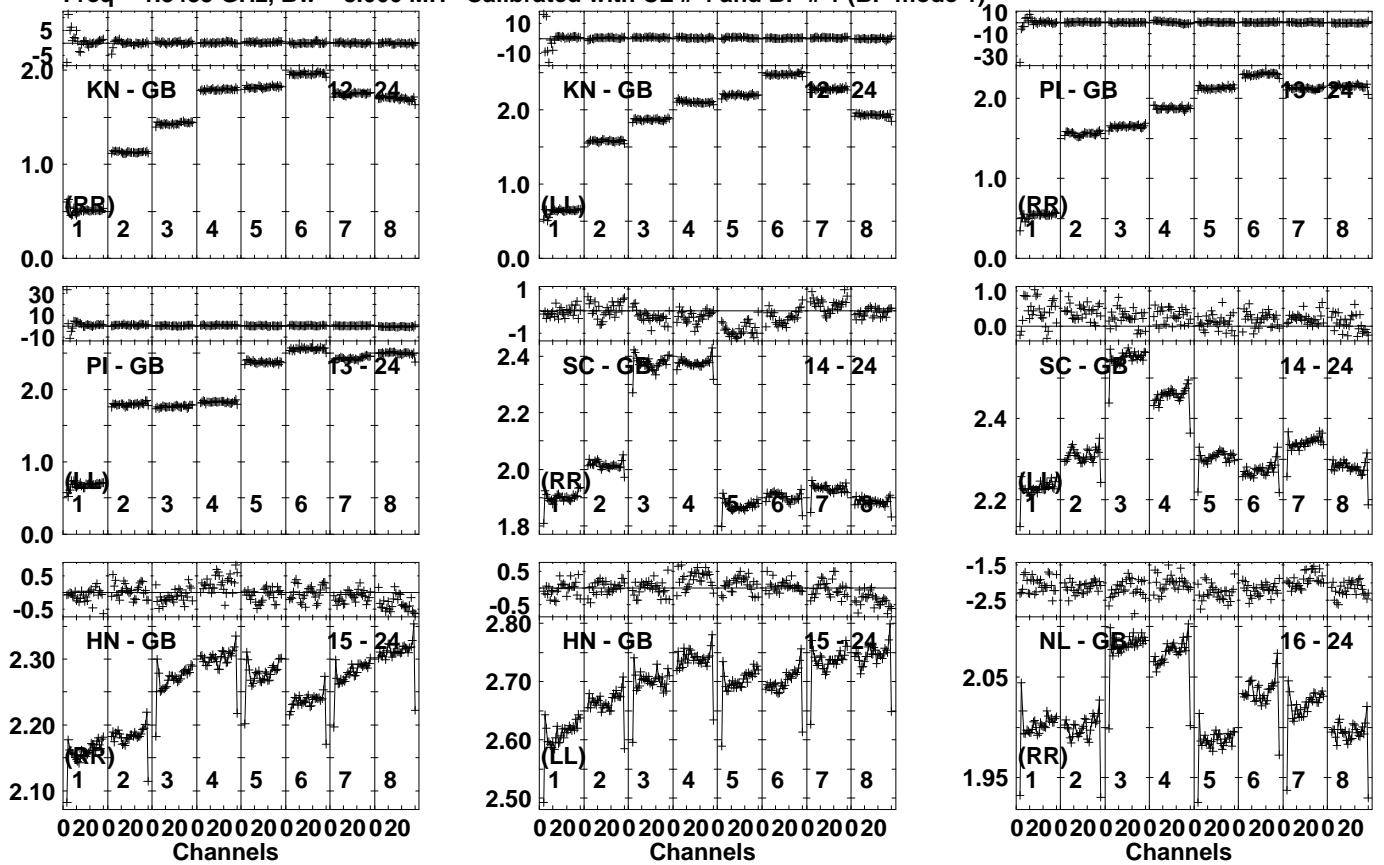


Lower frame: Ampl Jy Top frame: Phas deg
 Vector averaged cross-power spectrum Several baselines displayed
 Timerange: 00/12:24:01 to 00/12:29:59

Plot file version 612 created 30-AUG-2023 08:46:38

4C39.25 GM081D 1.UVDATA.1

Freq = 1.3435 GHz, Bw = 8.000 MH Calibrated with CL # 4 and BP # 1 (BP mode 1)

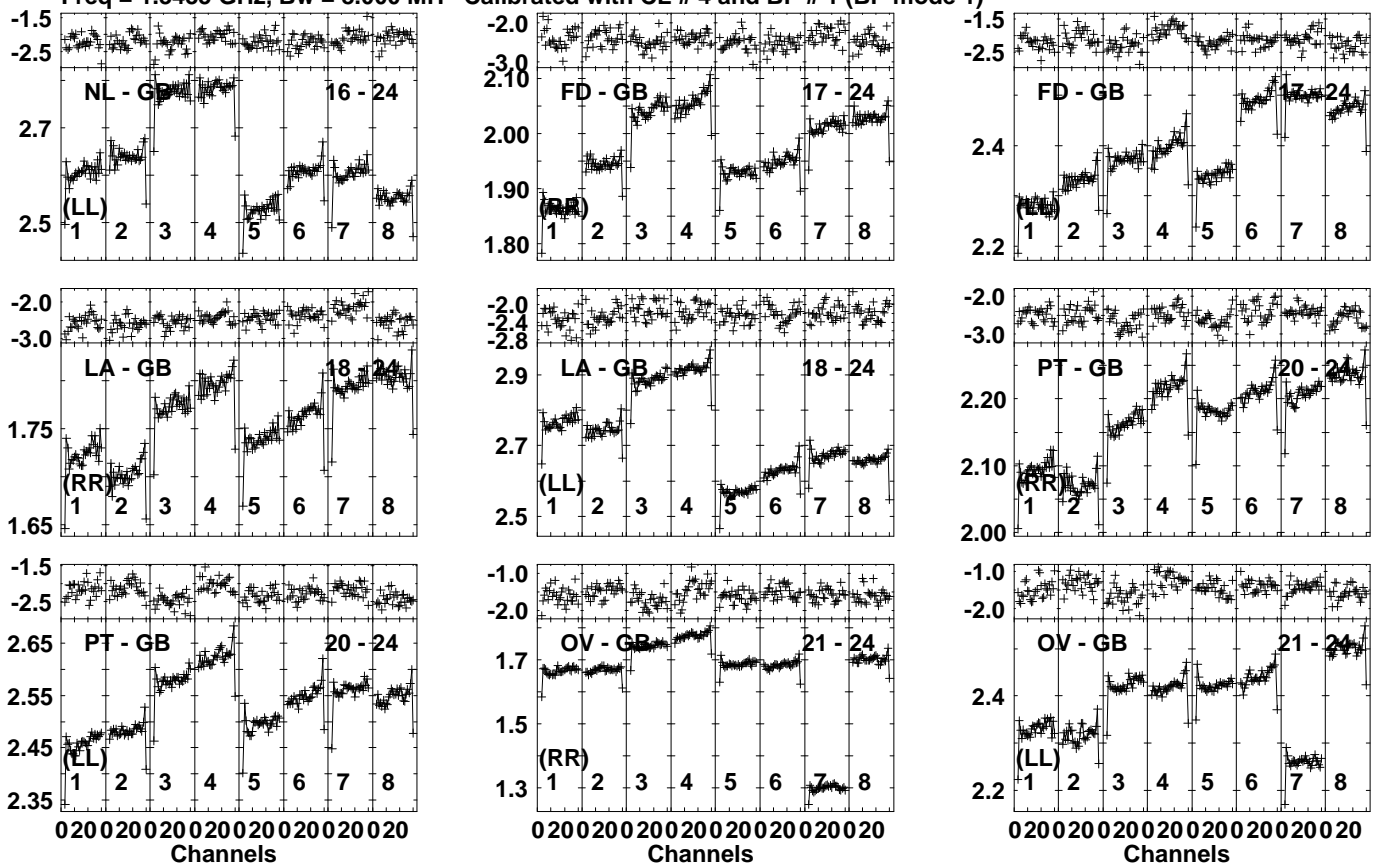


Lower frame: Ampl Jy Top frame: Phas deg
Vector averaged cross-power spectrum Several baselines displayed
Timerange: 00/12:24:01 to 00/12:29:59

Plot file version 613 created 30-AUG-2023 08:46:39

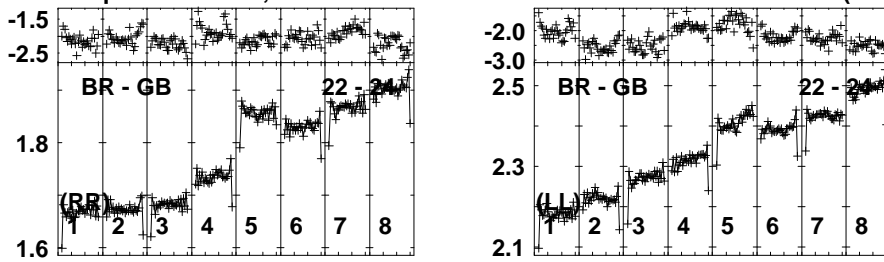
4C39.25 GM081D 1.UVDATA.1

Freq = 1.3435 GHz, Bw = 8.000 MH Calibrated with CL # 4 and BP # 1 (BP mode 1)



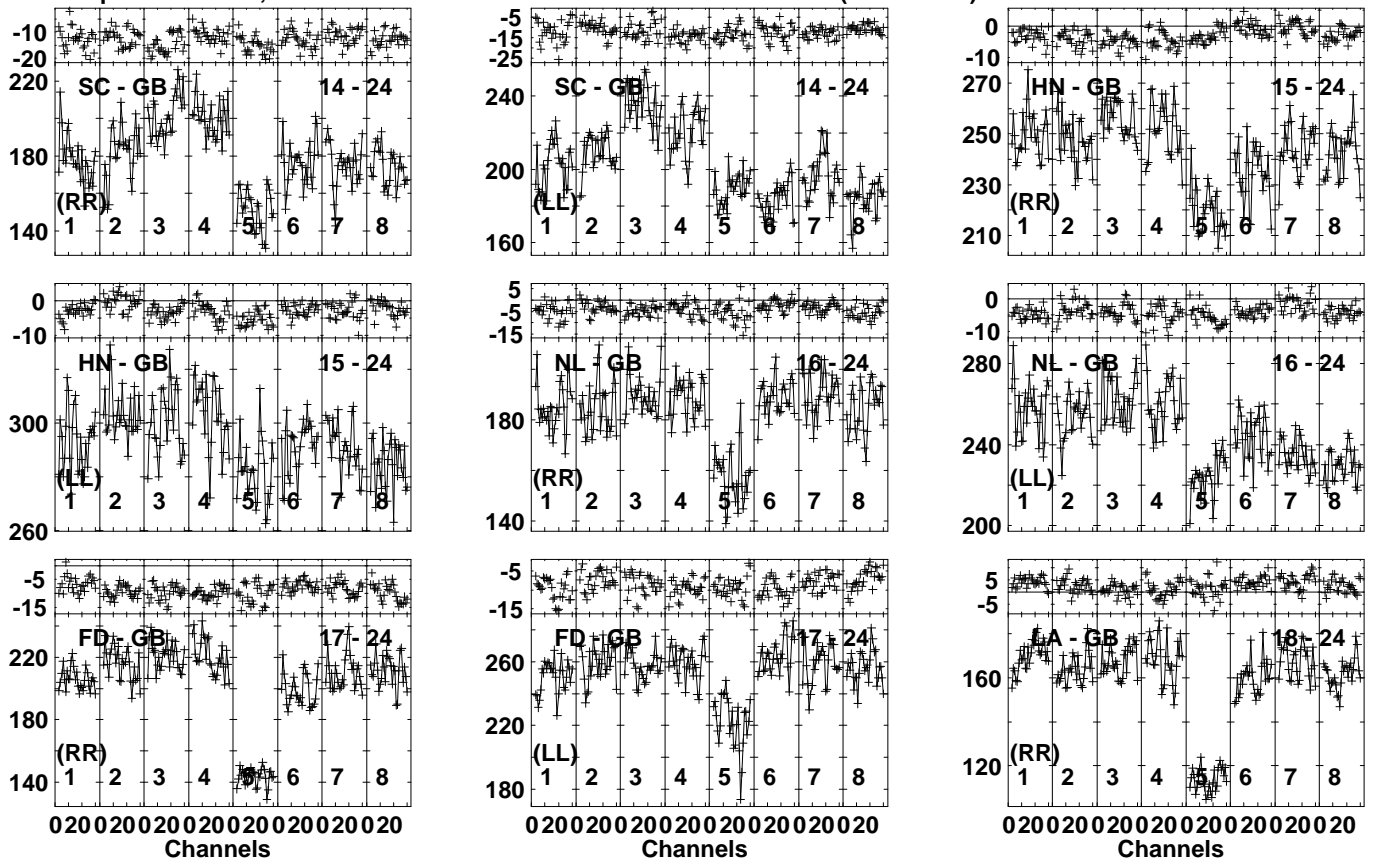
Lower frame: Ampl Jy Top frame: Phas deg
Vector averaged cross-power spectrum Several baselines displayed
Timerange: 00/12:24:01 to 00/12:29:59

Plot file version 614 created 30-AUG-2023 08:46:39
4C39.25 GM081D 1.UVDATA.1
Freq = 1.3435 GHz, Bw = 8.000 MH Calibrated with CL # 4 and BP # 1 (BP mode 1)



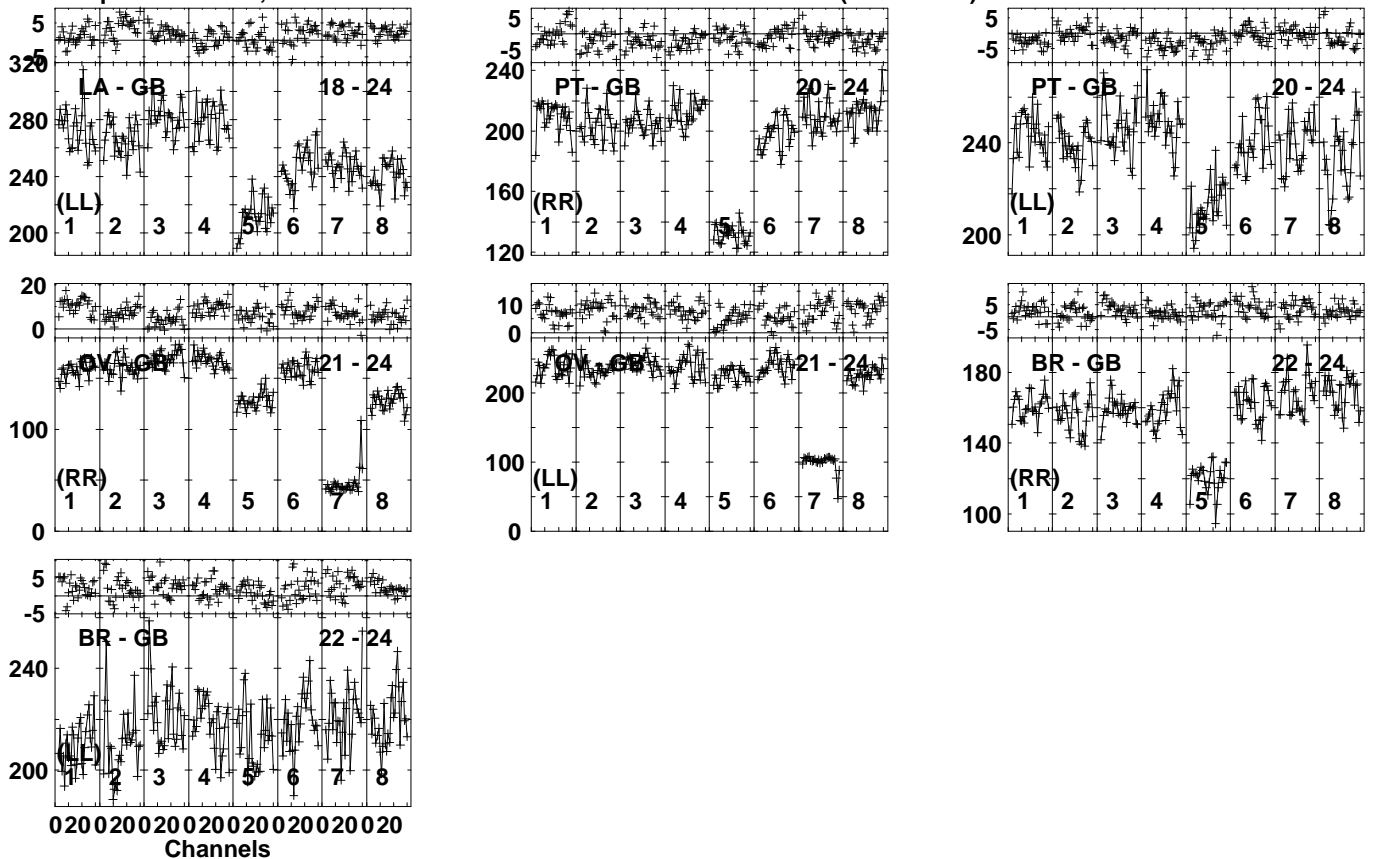
Lower frame: Ampl Jy Top frame: Phas deg
Vector averaged cross-power spectrum Several baselines displayed
Timerange: 00/12:24:01 to 00/12:29:59

Plot file version 615 created 30-AUG-2023 08:46:42
 J1103+1158 GM081D 1.UVDATA.1
 Freq = 1.3435 GHz, Bw = 8.000 MH Calibrated with CL # 4 and BP # 1 (BP mode 1)



Lower frame: Milli Ampl Jy Top frame: Phas deg
 Vector averaged cross-power spectrum Several baselines displayed
 Timerange: 00/12:31:01 to 00/12:34:59

Plot file version 616 created 30-AUG-2023 08:46:43
 J1103+1158 GM081D 1.UVDATA.1
 Freq = 1.3435 GHz, Bw = 8.000 MH Calibrated with CL # 4 and BP # 1 (BP mode 1)

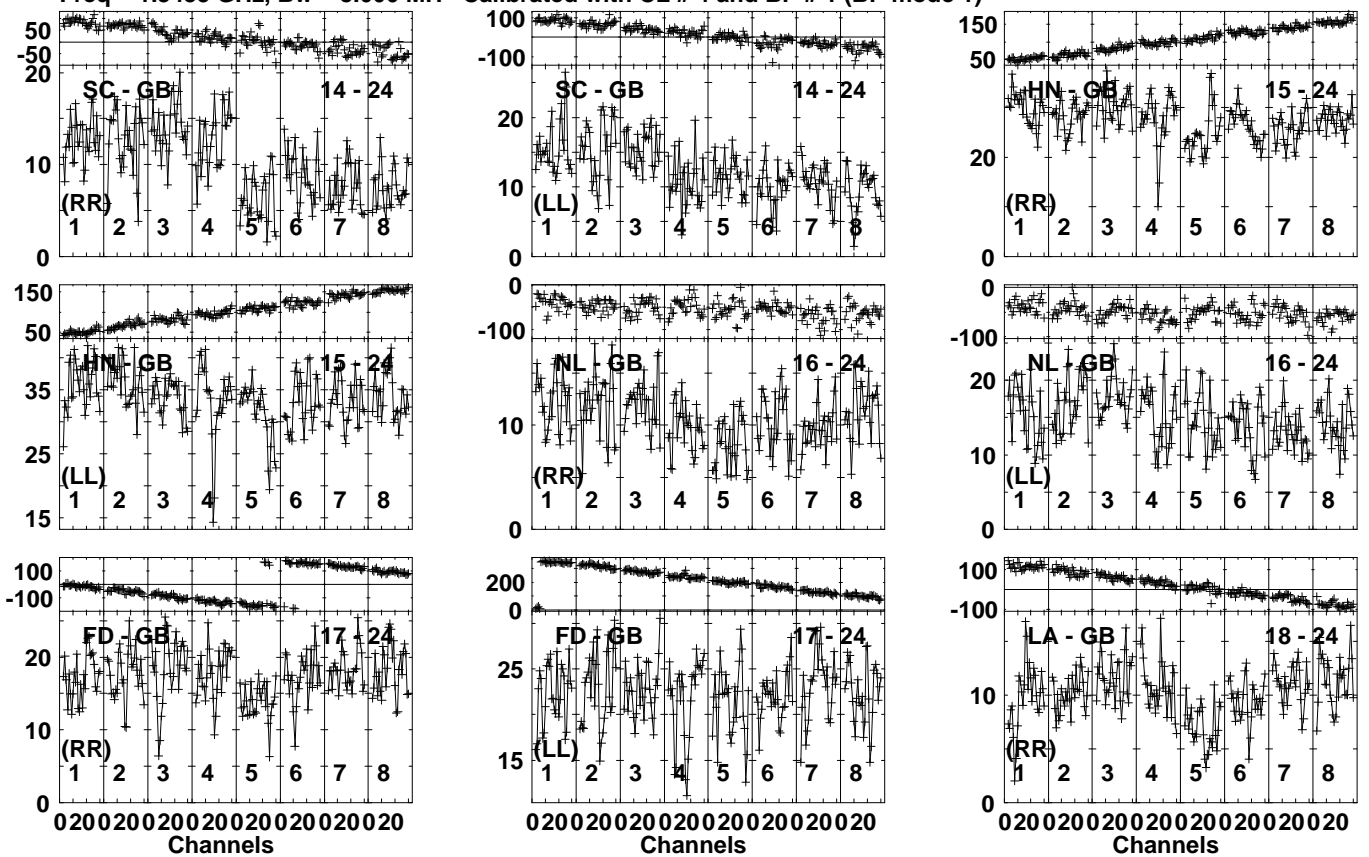


Lower frame: Milli Ampl Jy Top frame: Phas deg
 Vector averaged cross-power spectrum Several baselines displayed
 Timerange: 00/12:31:01 to 00/12:34:59

Plot file version 617 created 30-AUG-2023 08:46:46

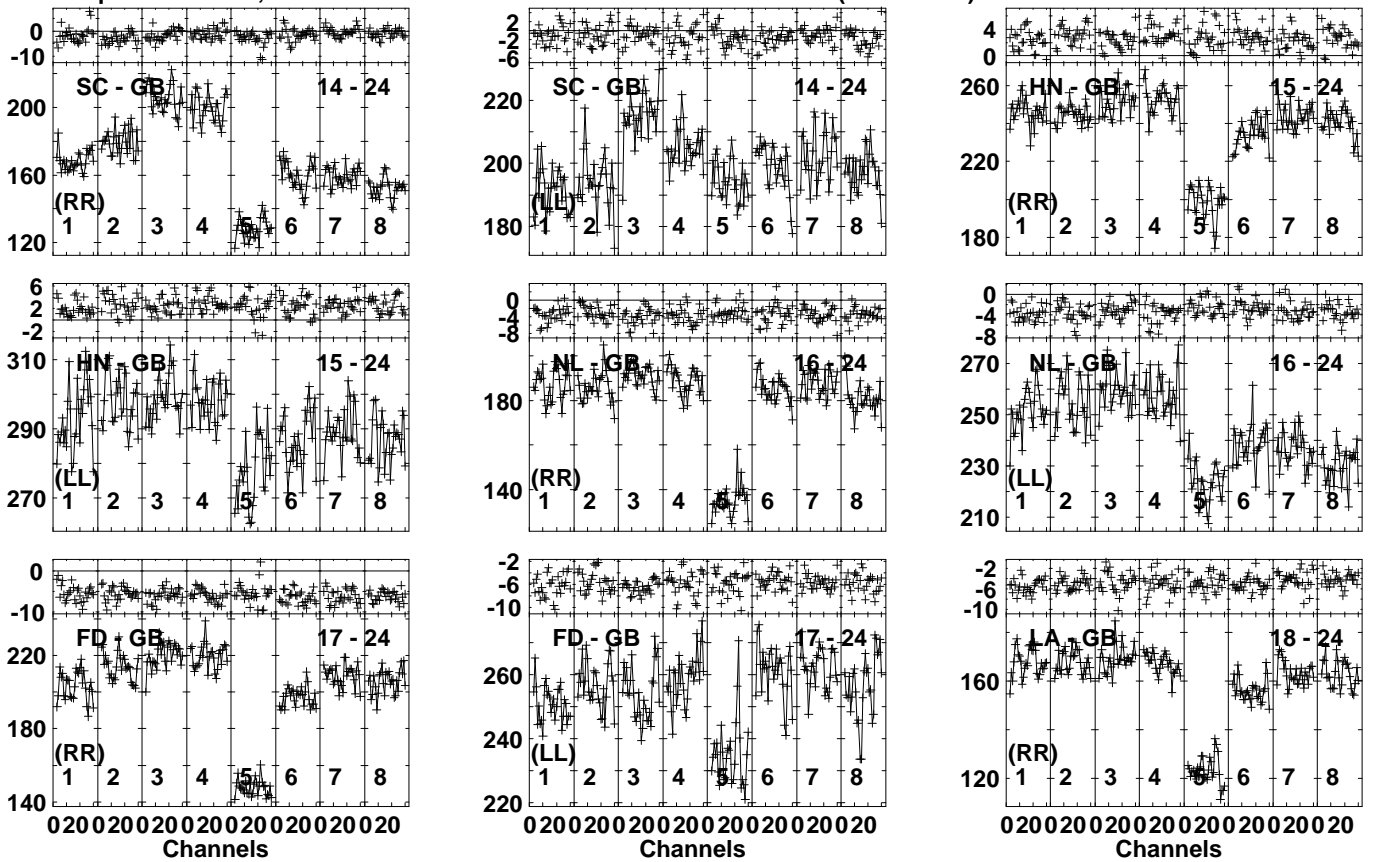
J1100+1002 GM081D 1.UVDATA.1

Freq = 1.3435 GHz, Bw = 8.000 MH Calibrated with CL # 4 and BP # 1 (BP mode 1)



Lower frame: Milli Ampl Jy Top frame: Phas deg
Vector averaged cross-power spectrum Several baselines displayed
Timerange: 00/12:35:11 to 00/12:41:59

Plot file version 619 created 30-AUG-2023 08:46:50
 J1103+1158 GM081D 1.UVDATA.1
 Freq = 1.3435 GHz, Bw = 8.000 MH Calibrated with CL # 4 and BP # 1 (BP mode 1)

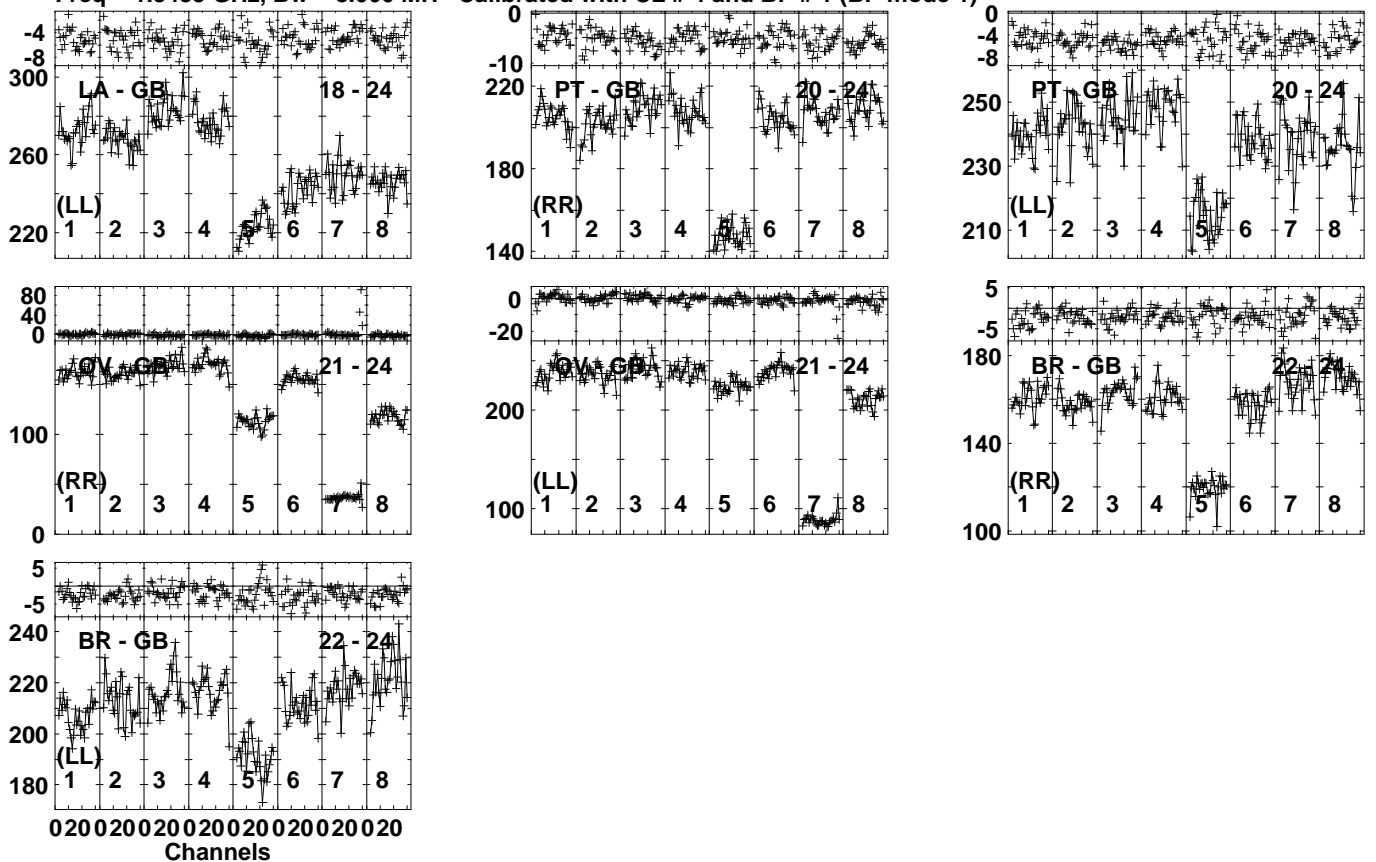


Lower frame: Milli Ampl Jy Top frame: Phas deg
 Vector averaged cross-power spectrum Several baselines displayed
 Timerange: 00/12:42:31 to 00/12:43:59

Plot file version 620 created 30-AUG-2023 08:46:50

J1103+1158 GM081D 1.UVDATA.1

Freq = 1.3435 GHz, Bw = 8.000 MH Calibrated with CL # 4 and BP # 1 (BP mode 1)

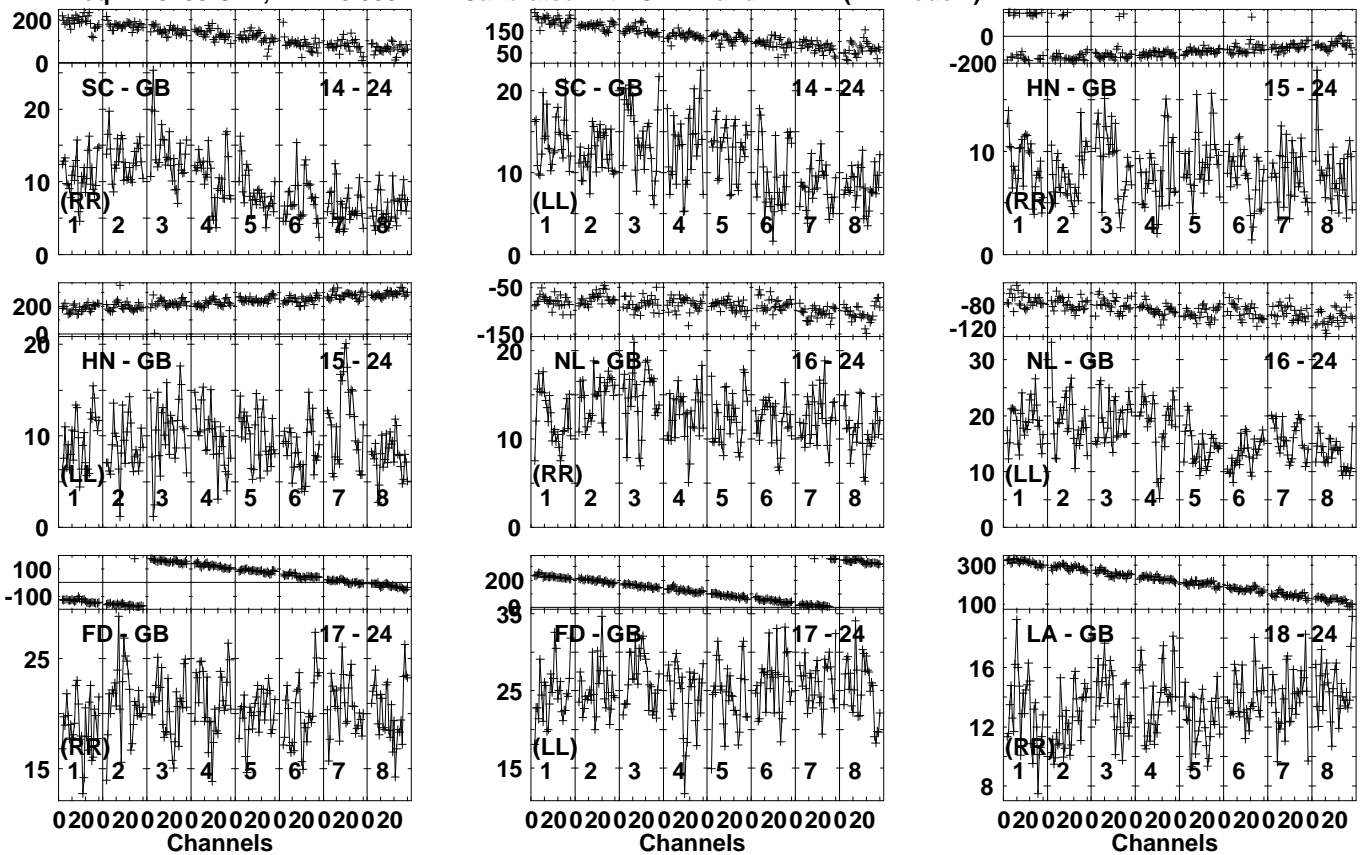


Lower frame: Milli Ampl Jy Top frame: Phas deg
Vector averaged cross-power spectrum Several baselines displayed
Timerange: 00/12:42:31 to 00/12:43:59

Plot file version 621 created 30-AUG-2023 08:46:54

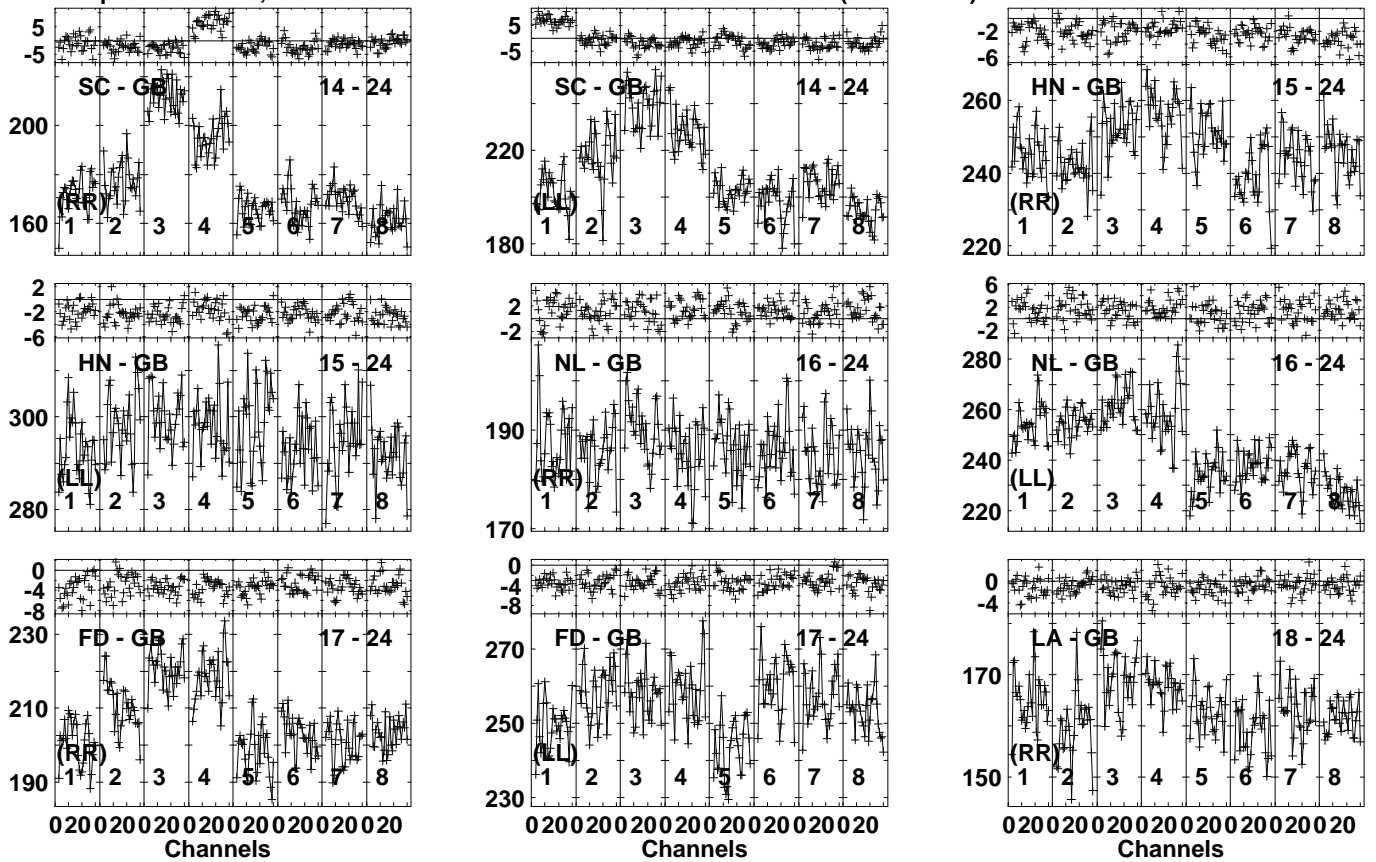
J1100+1002 GM081D 1.UVDATA.1

Freq = 1.3435 GHz, Bw = 8.000 MH Calibrated with CL # 4 and BP # 1 (BP mode 1)



Lower frame: Milli Ampl Jy Top frame: Phas deg
Vector averaged cross-power spectrum Several baselines displayed
Timerange: 00/12:44:11 to 00/12:50:59

Plot file version 623 created 30-AUG-2023 08:46:57
 J1103+1158 GM081D 1.UVDATA.1
 Freq = 1.3435 GHz, Bw = 8.000 MH Calibrated with CL # 4 and BP # 1 (BP mode 1)

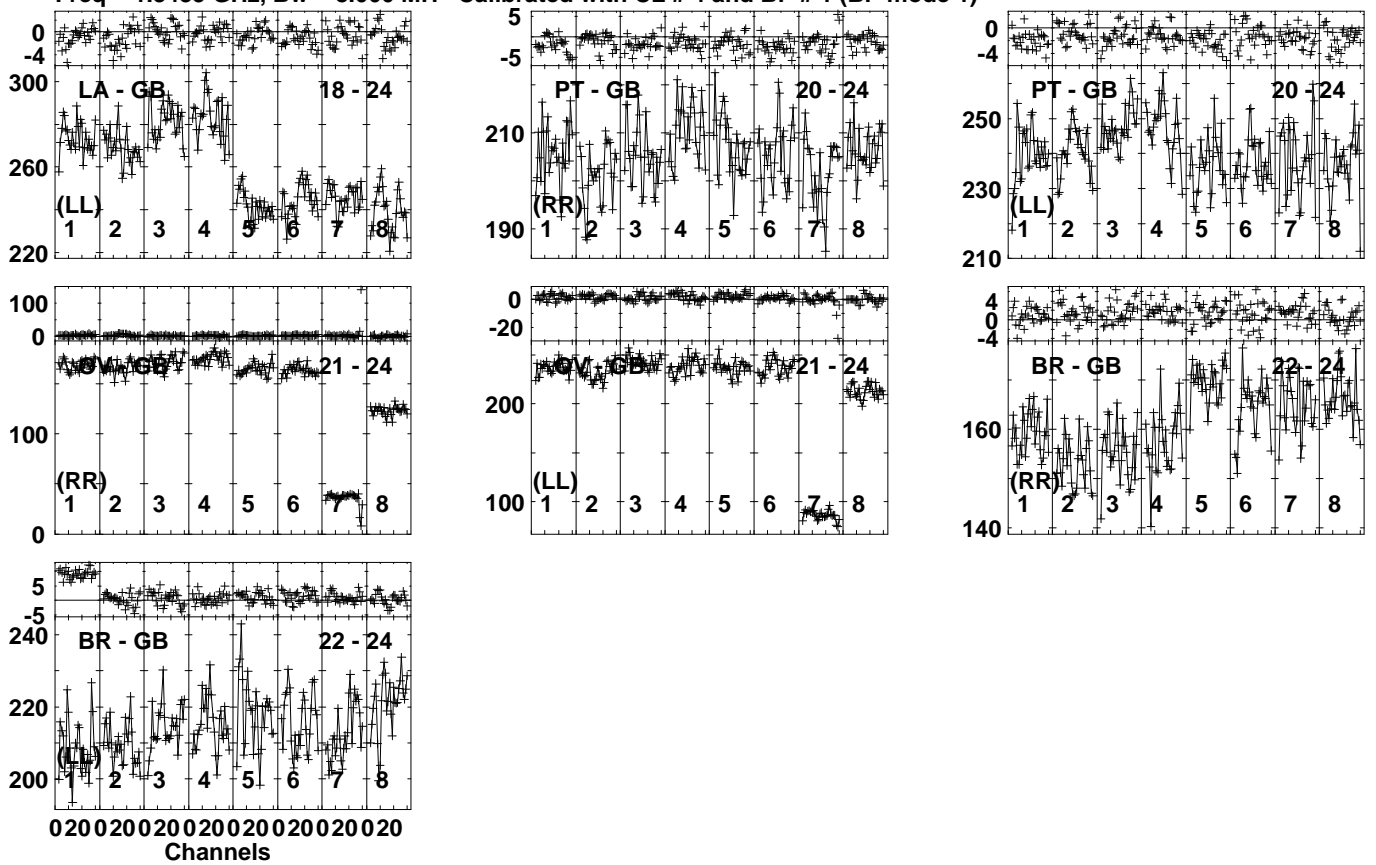


Lower frame: Milli Ampl Jy Top frame: Phas deg
 Vector averaged cross-power spectrum Several baselines displayed
 Timerange: 00/12:51:31 to 00/12:52:59

Plot file version 624 created 30-AUG-2023 08:46:58

J1103+1158 GM081D 1.UVDATA.1

Freq = 1.3435 GHz, Bw = 8.000 MH Calibrated with CL # 4 and BP # 1 (BP mode 1)

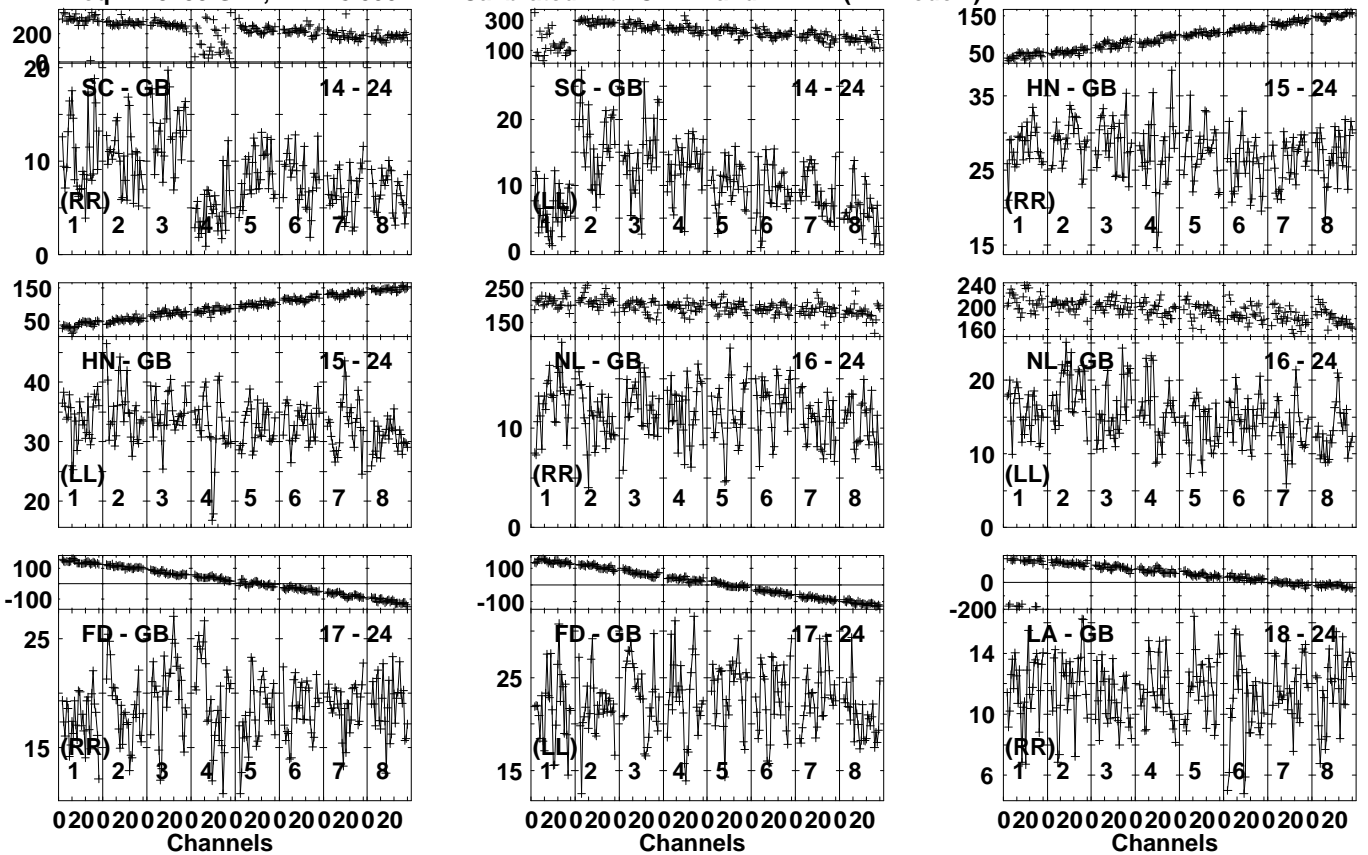


Lower frame: Milli Ampl Jy Top frame: Phas deg
Vector averaged cross-power spectrum Several baselines displayed
Timerange: 00/12:51:31 to 00/12:52:59

Plot file version 625 created 30-AUG-2023 08:47:01

J1100+1002 GM081D 1.UVDATA.1

Freq = 1.3435 GHz, Bw = 8.000 MH Calibrated with CL # 4 and BP # 1 (BP mode 1)




Lower frame: Milli Ampl Jy Top frame: Phas deg
Vector averaged cross-power spectrum Several baselines displayed
Timerange: 00/12:53:11 to 00/12:59:59

Plot file version 626 created 30-AUG-2023 08:47:02

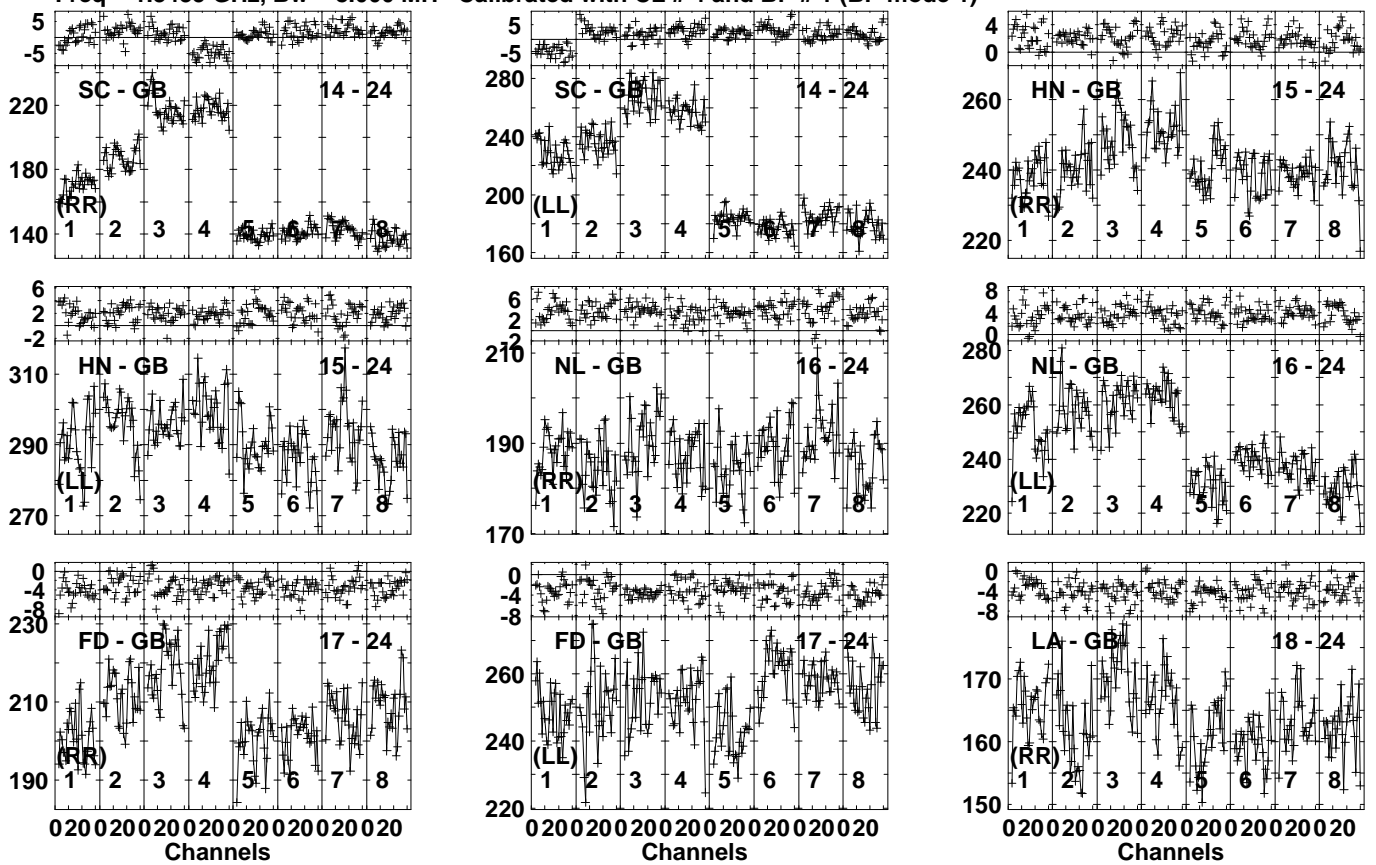
J1100+1002 GM081D 1.UVDATA.1

Freq = 1.3435 GHz, Bw = 8.000 MH Calibrated with CL # 4 and BP # 1 (BP mode 1)



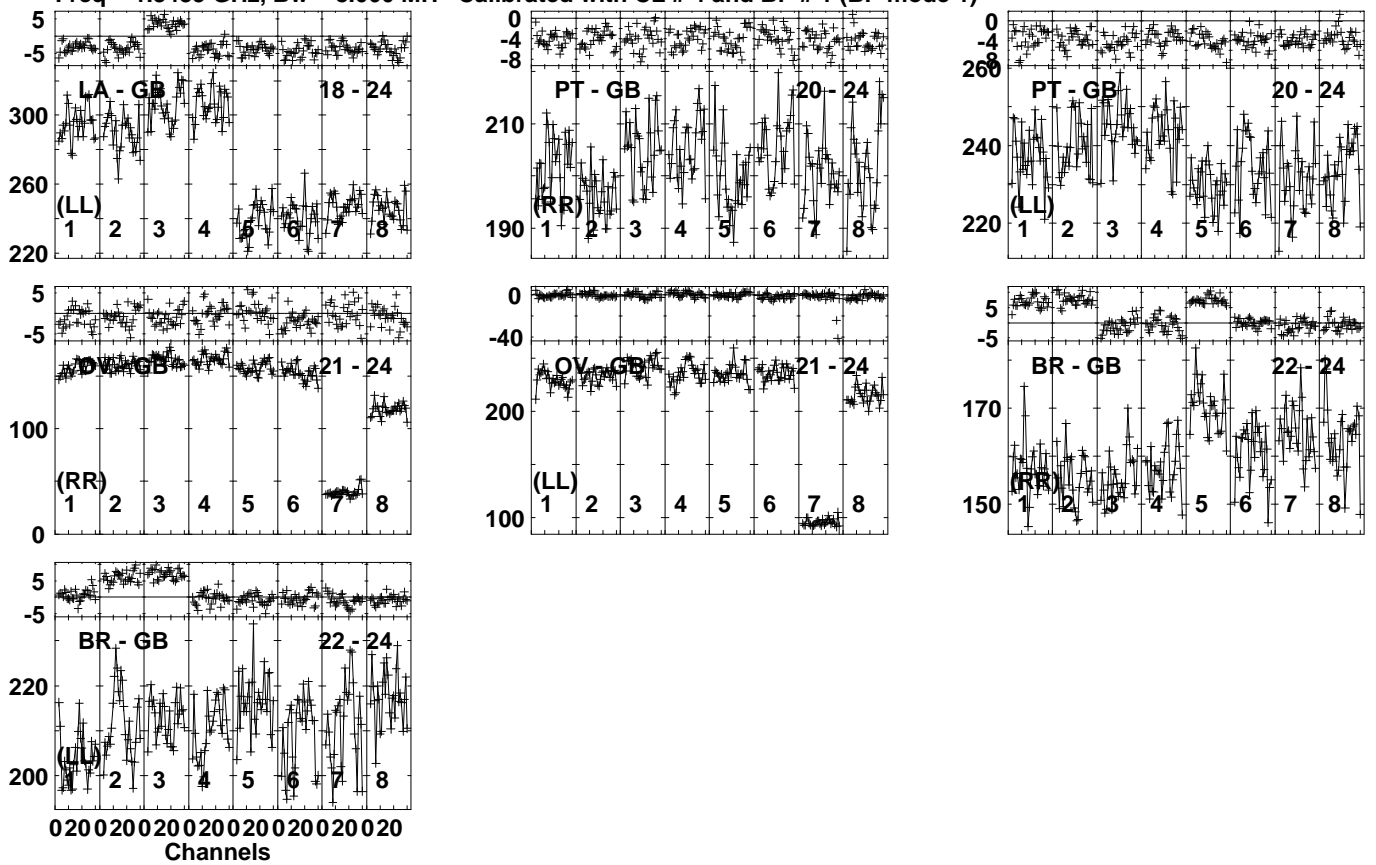
Lower frame: Milli Ampl Jy Top frame: Phas deg
Vector averaged cross-power spectrum Several baselines displayed
Timerange: 00:12:53:11 to 00:12:59:59

Plot file version 627 created 30-AUG-2023 08:47:08
 J1103+1158 GM081D 1.UVDATA.1
 Freq = 1.3435 GHz, Bw = 8.000 MH Calibrated with CL # 4 and BP # 1 (BP mode 1)



Lower frame: Milli Ampl Jy Top frame: Phas deg
 Vector averaged cross-power spectrum Several baselines displayed
 Timerange: 00/13:00:31 to 00/13:01:59

Plot file version 628 created 30-AUG-2023 08:47:08
 J1103+1158 GM081D 1.UVDATA.1
 Freq = 1.3435 GHz, Bw = 8.000 MH Calibrated with CL # 4 and BP # 1 (BP mode 1)

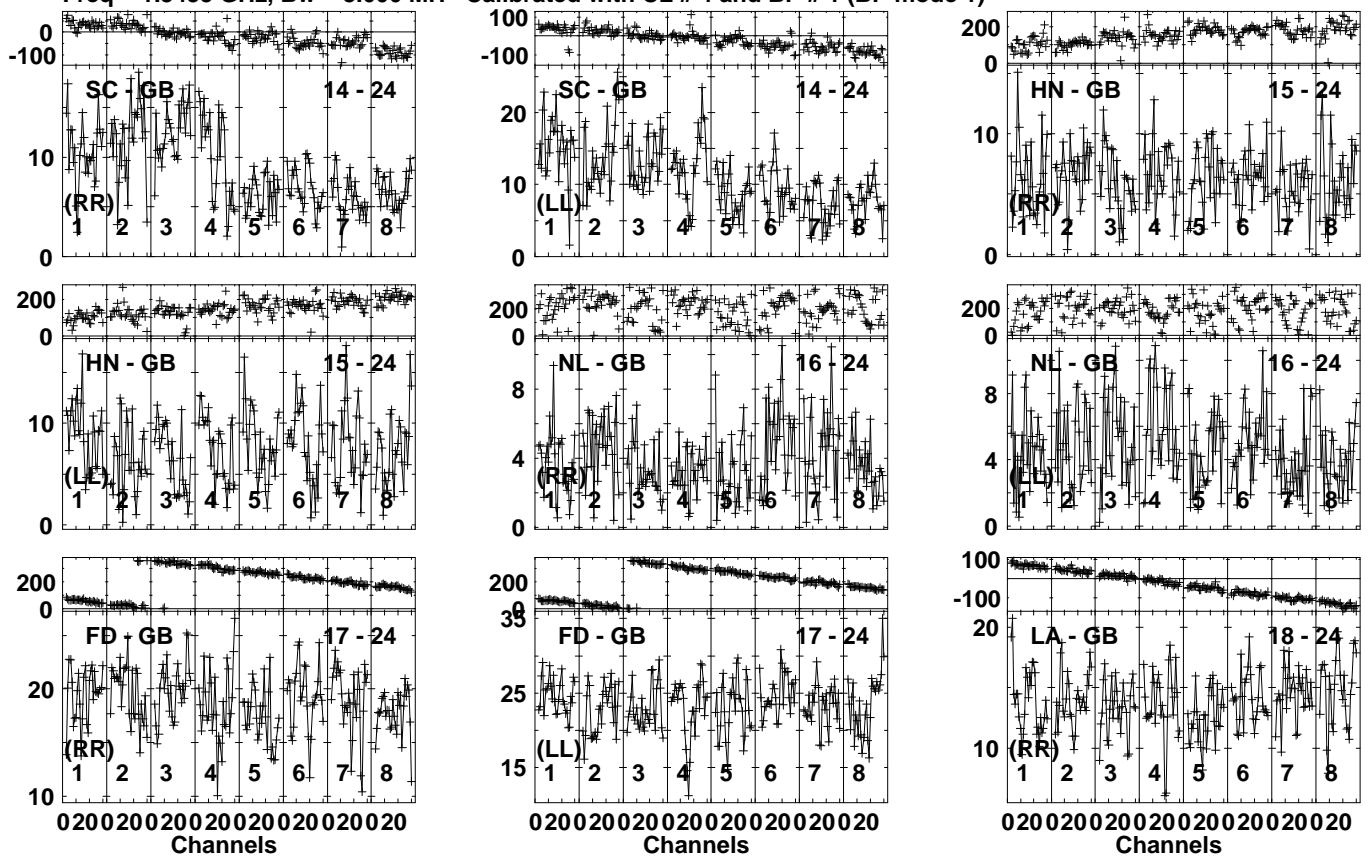


Lower frame: Milli Ampl Jy Top frame: Phas deg
 Vector averaged cross-power spectrum Several baselines displayed
 Timerange: 00/13:00:31 to 00/13:01:59

Plot file version 629 created 30-AUG-2023 08:47:12

J1100+1002 GM081D 1.UVDATA.1

Freq = 1.3435 GHz, Bw = 8.000 MH Calibrated with CL # 4 and BP # 1 (BP mode 1)

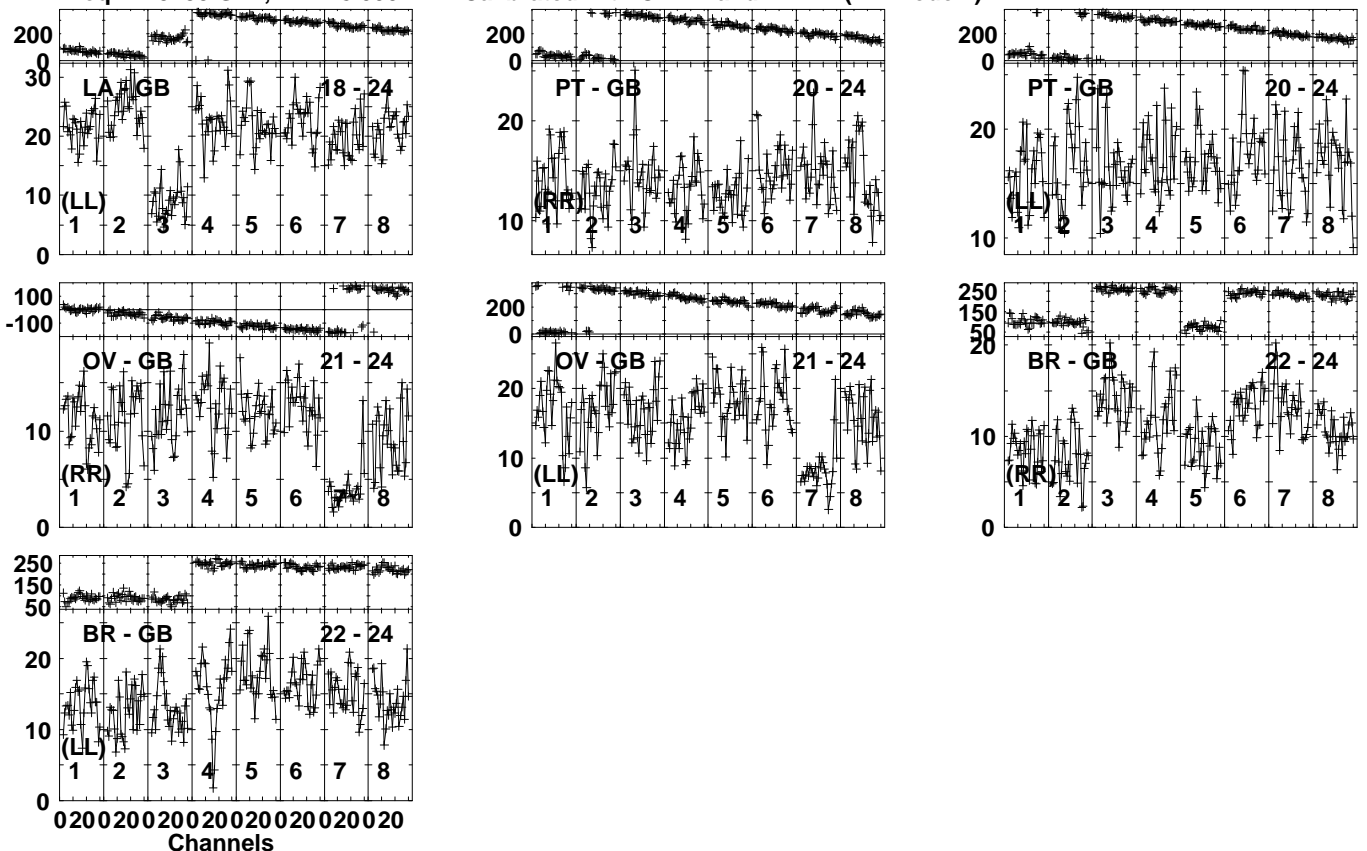


Lower frame: Milli Ampl Jy Top frame: Phas deg
Vector averaged cross-power spectrum Several baselines displayed
Timerange: 00/13:02:11 to 00/13:08:59

Plot file version 630 created 30-AUG-2023 08:47:13

J1100+1002 GM081D 1.UVDATA.1

Freq = 1.3435 GHz, Bw = 8.000 MH Calibrated with CL # 4 and BP # 1 (BP mode 1)

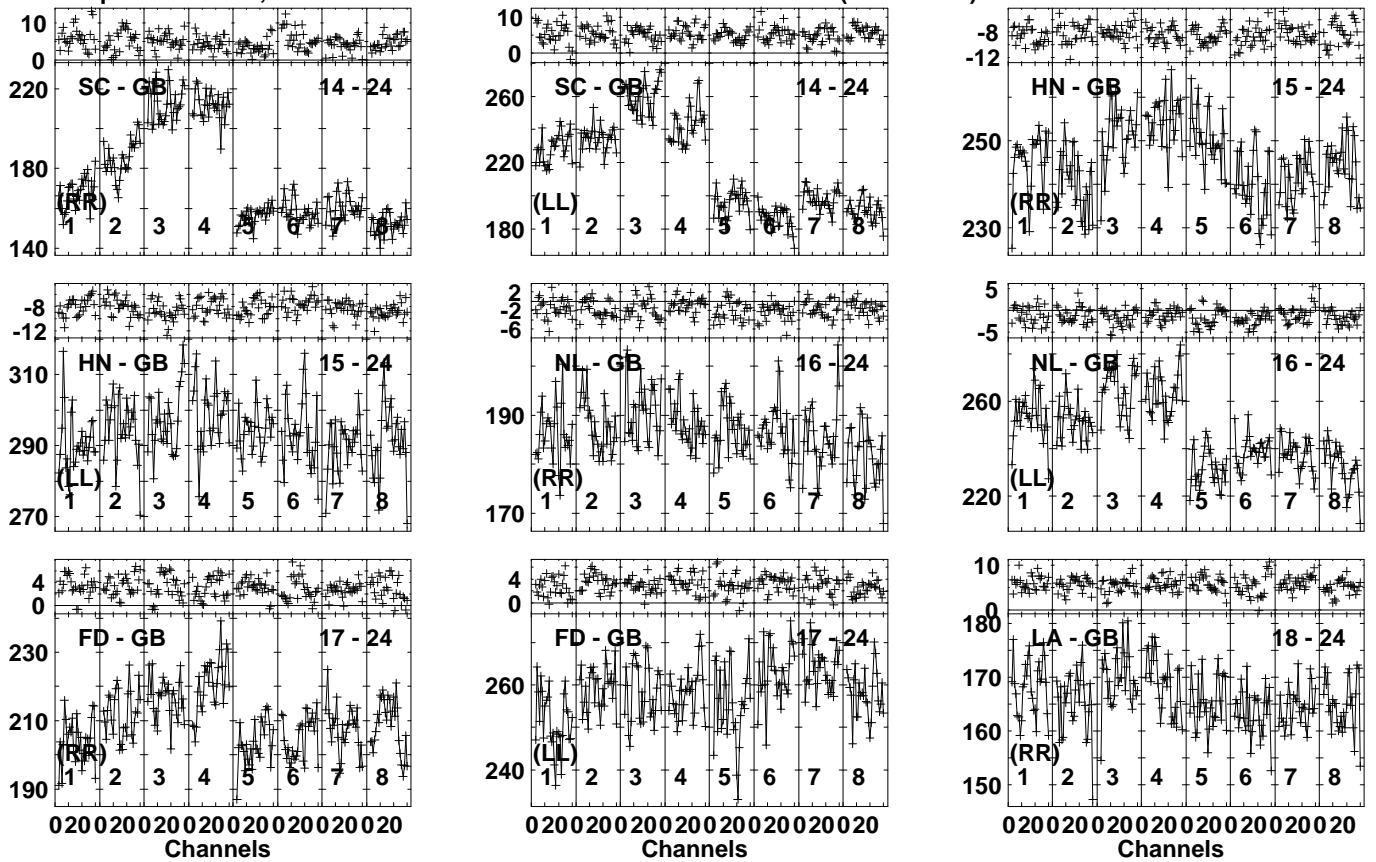


Lower frame: Milli Ampl Jy Top frame: Phas deg

Vector averaged cross-power spectrum Several baselines displayed

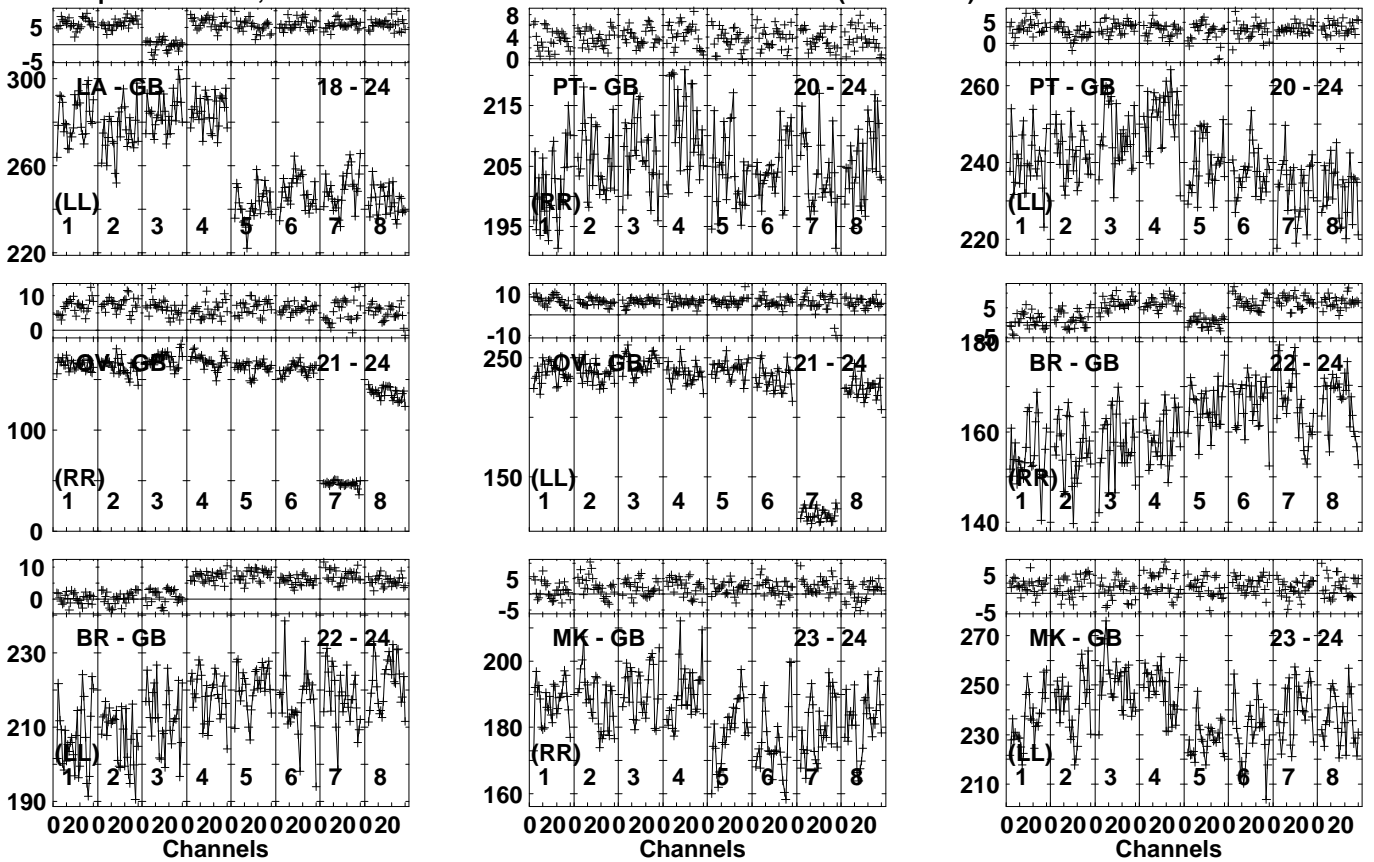
Timerange: 00/13:02:11 to 00/13:08:59

Plot file version 631 created 30-AUG-2023 08:47:16
 J1103+1158 GM081D 1.UVDATA.1
 Freq = 1.3435 GHz, Bw = 8.000 MH Calibrated with CL # 4 and BP # 1 (BP mode 1)



Lower frame: Milli Ampl Jy Top frame: Phas deg
 Vector averaged cross-power spectrum Several baselines displayed
 Timerange: 00/13:09:31 to 00/13:10:59

Plot file version 632 created 30-AUG-2023 08:47:16
 J1103+1158 GM081D 1.UVDATA.1
 Freq = 1.3435 GHz, Bw = 8.000 MH Calibrated with CL # 4 and BP # 1 (BP mode 1)

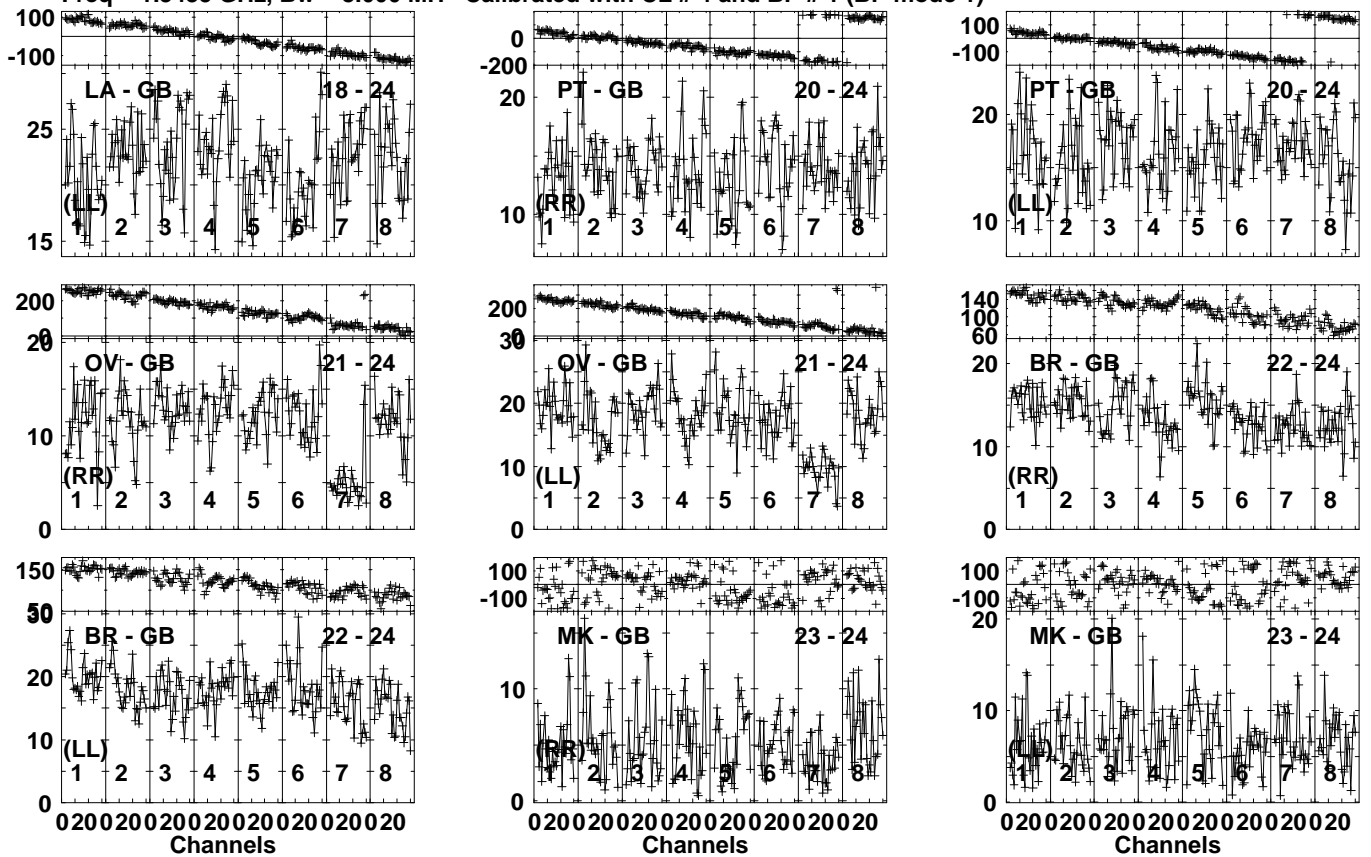


Lower frame: Milli Ampl Jy Top frame: Phas deg
 Vector averaged cross-power spectrum Several baselines displayed
 Timerange: 00/13:09:31 to 00/13:10:59

Plot file version 634 created 30-AUG-2023 08:47:20

J1100+1002 GM081D 1.UVDATA.1

Freq = 1.3435 GHz, Bw = 8.000 MH Calibrated with CL # 4 and BP # 1 (BP mode 1)

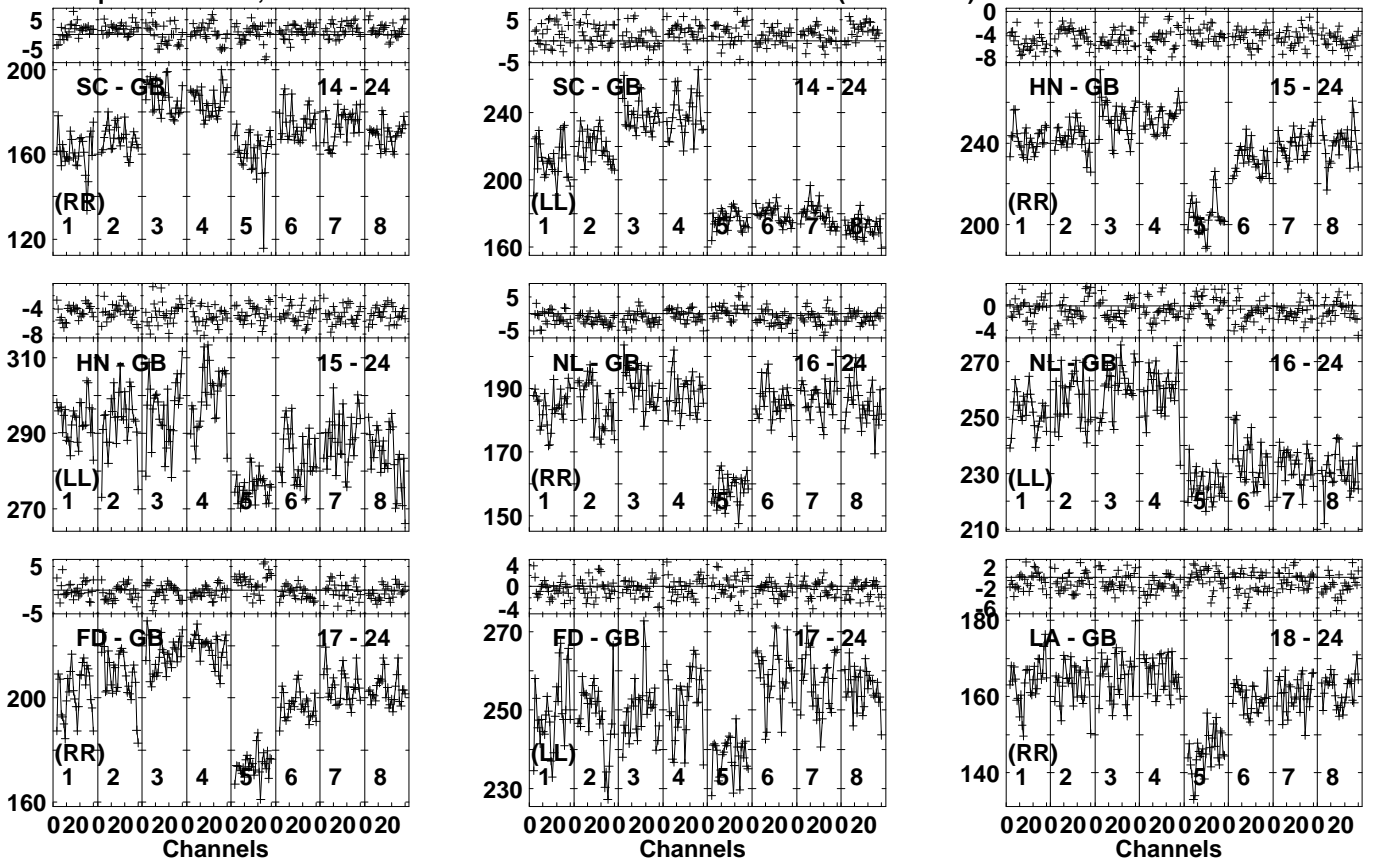


Lower frame: Milli Ampl Jy Top frame: Phas deg
Vector averaged cross-power spectrum Several baselines displayed
Timerange: 00/13:11:11 to 00/13:17:59

Plot file version 635 created 30-AUG-2023 08:47:24

J1103+1158 GM081D 1.UVDATA.1

Freq = 1.3435 GHz, Bw = 8.000 MH Calibrated with CL # 4 and BP # 1 (BP mode 1)

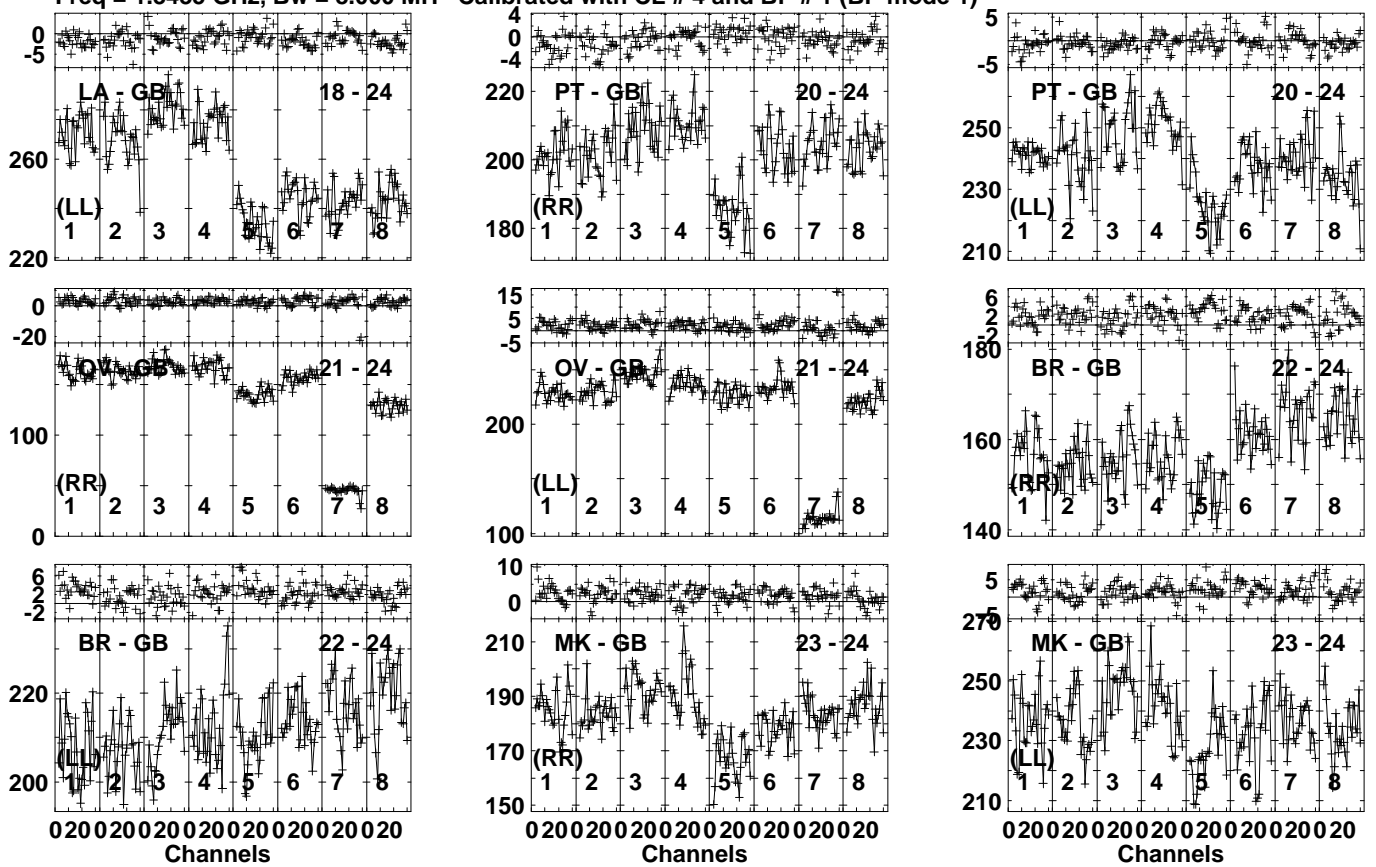


Lower frame: Milli Ampl Jy Top frame: Phas deg
Vector averaged cross-power spectrum Several baselines displayed
Timerange: 00/13:18:31 to 00/13:19:59

Plot file version 636 created 30-AUG-2023 08:47:24

J1103+1158 GM081D 1.UVDATA.1

Freq = 1.3435 GHz, Bw = 8.000 MH Calibrated with CL # 4 and BP # 1 (BP mode 1)

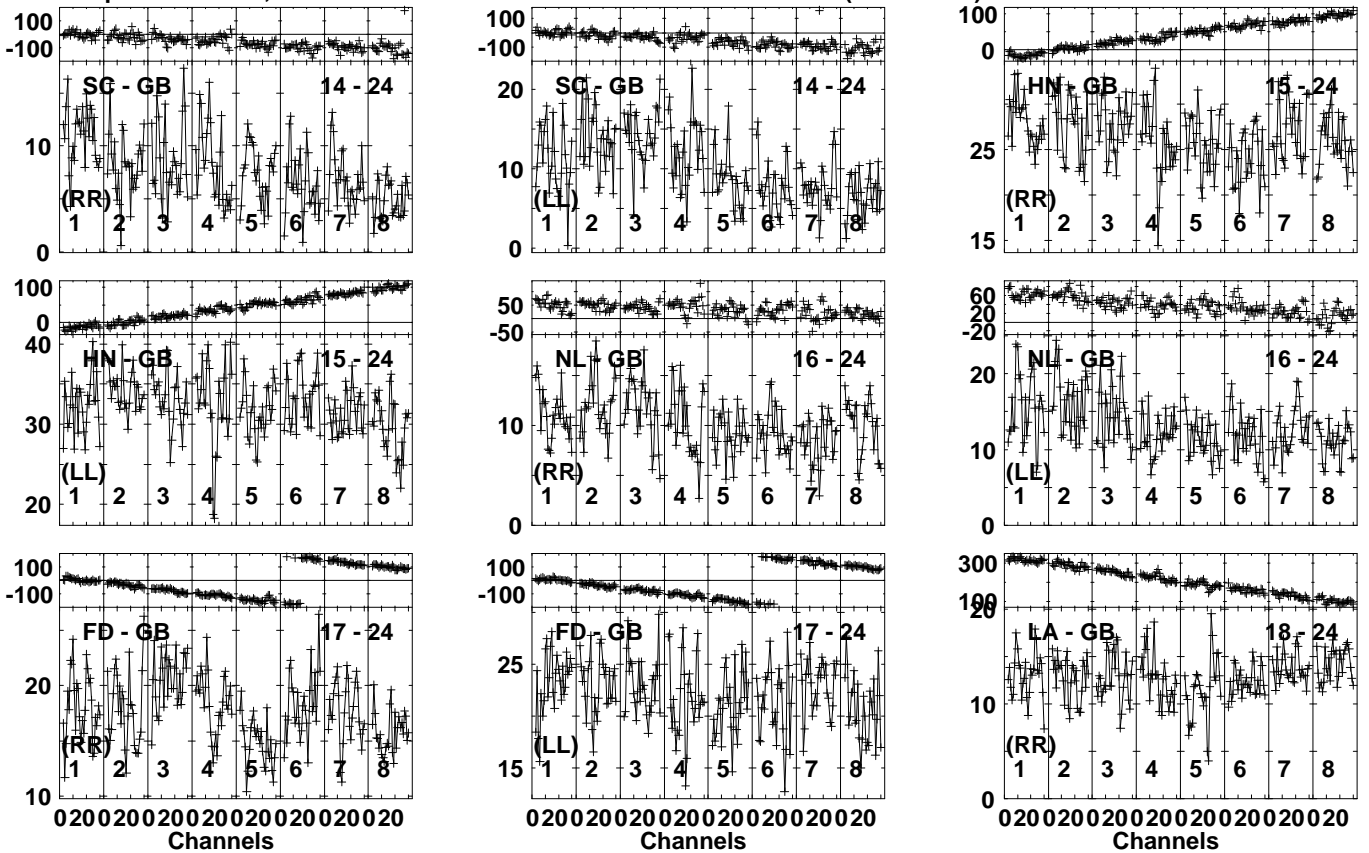


Lower frame: Milli Ampl Jy Top frame: Phas deg
 Vector averaged cross-power spectrum Several baselines displayed
 Timerange: 00/13:18:31 to 00/13:19:59

Plot file version 637 created 30-AUG-2023 08:47:28

J1100+1002 GM081D 1.UVDATA.1

Freq = 1.3435 GHz, Bw = 8.000 MH Calibrated with CL # 4 and BP # 1 (BP mode 1)

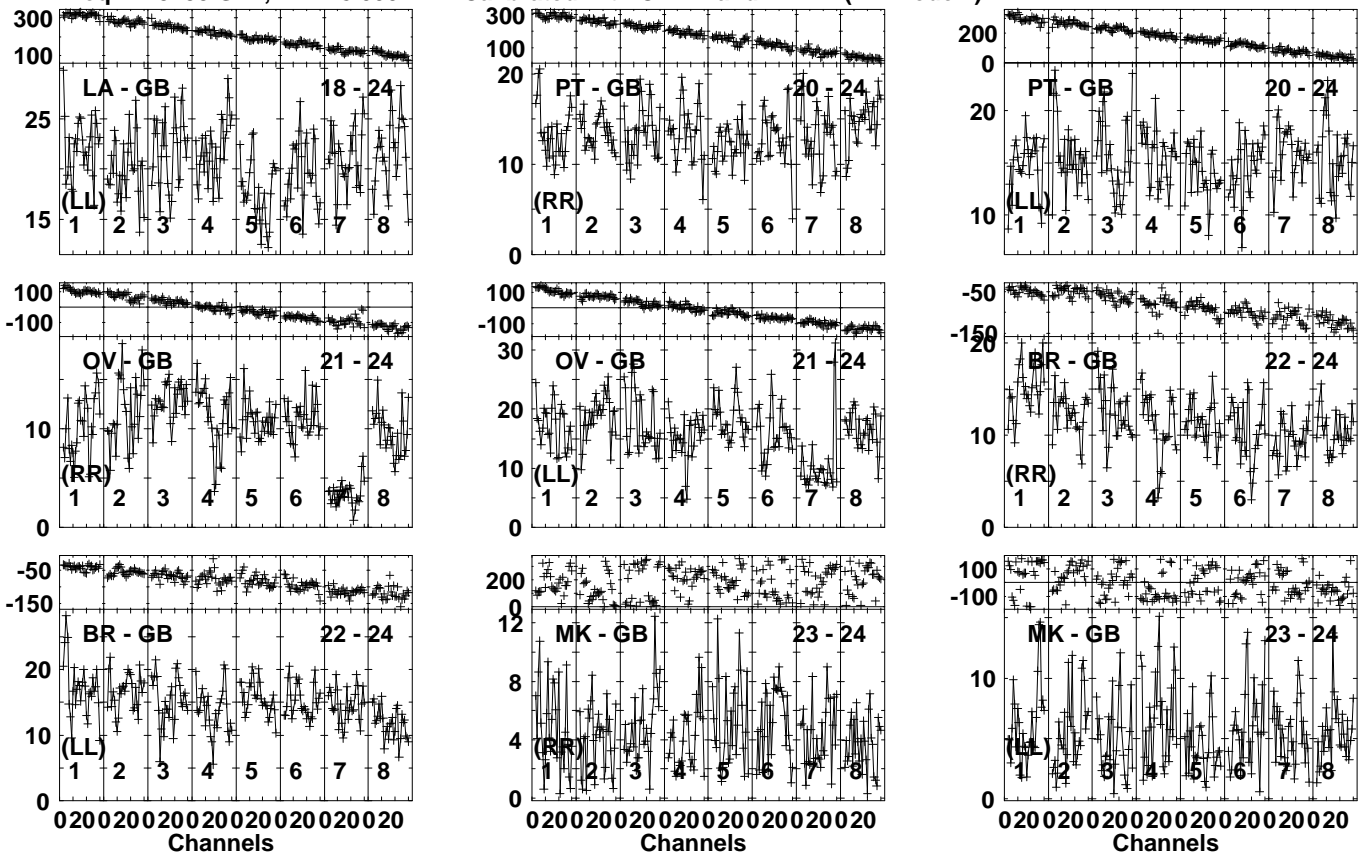


Lower frame: Milli Ampl Jy Top frame: Phas deg
Vector averaged cross-power spectrum Several baselines displayed
Timerange: 00/13:20:11 to 00/13:26:59

Plot file version 638 created 30-AUG-2023 08:47:28

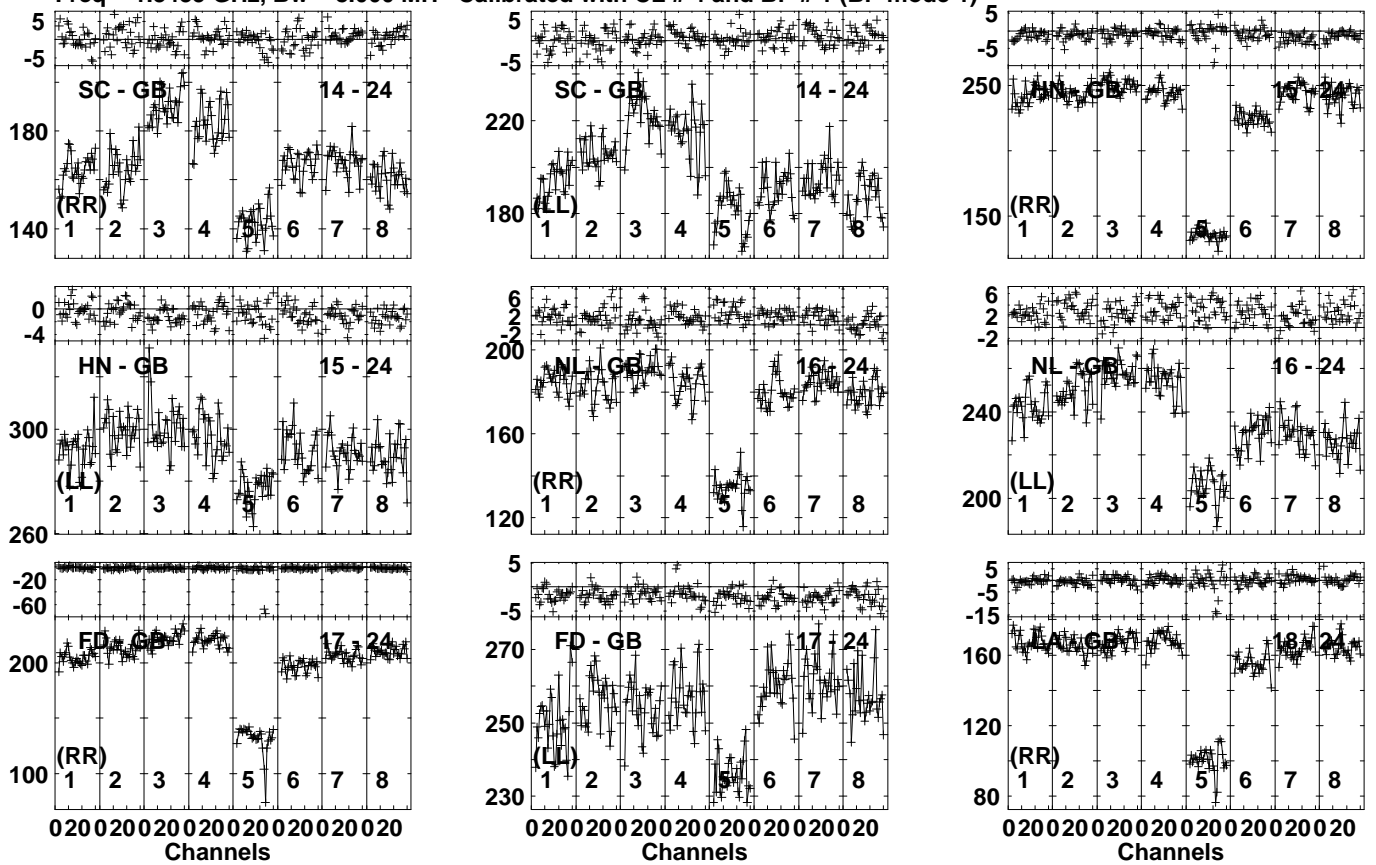
J1100+1002 GM081D 1.UVDATA.1

Freq = 1.3435 GHz, Bw = 8.000 MH Calibrated with CL # 4 and BP # 1 (BP mode 1)



Lower frame: Milli Ampl Jy Top frame: Phas deg
Vector averaged cross-power spectrum Several baselines displayed
Timerange: 00/13:20:11 to 00/13:26:59

Plot file version 639 created 30-AUG-2023 08:47:32
 J1103+1158 GM081D 1.UVDATA.1
 Freq = 1.3435 GHz, Bw = 8.000 MH Calibrated with CL # 4 and BP # 1 (BP mode 1)

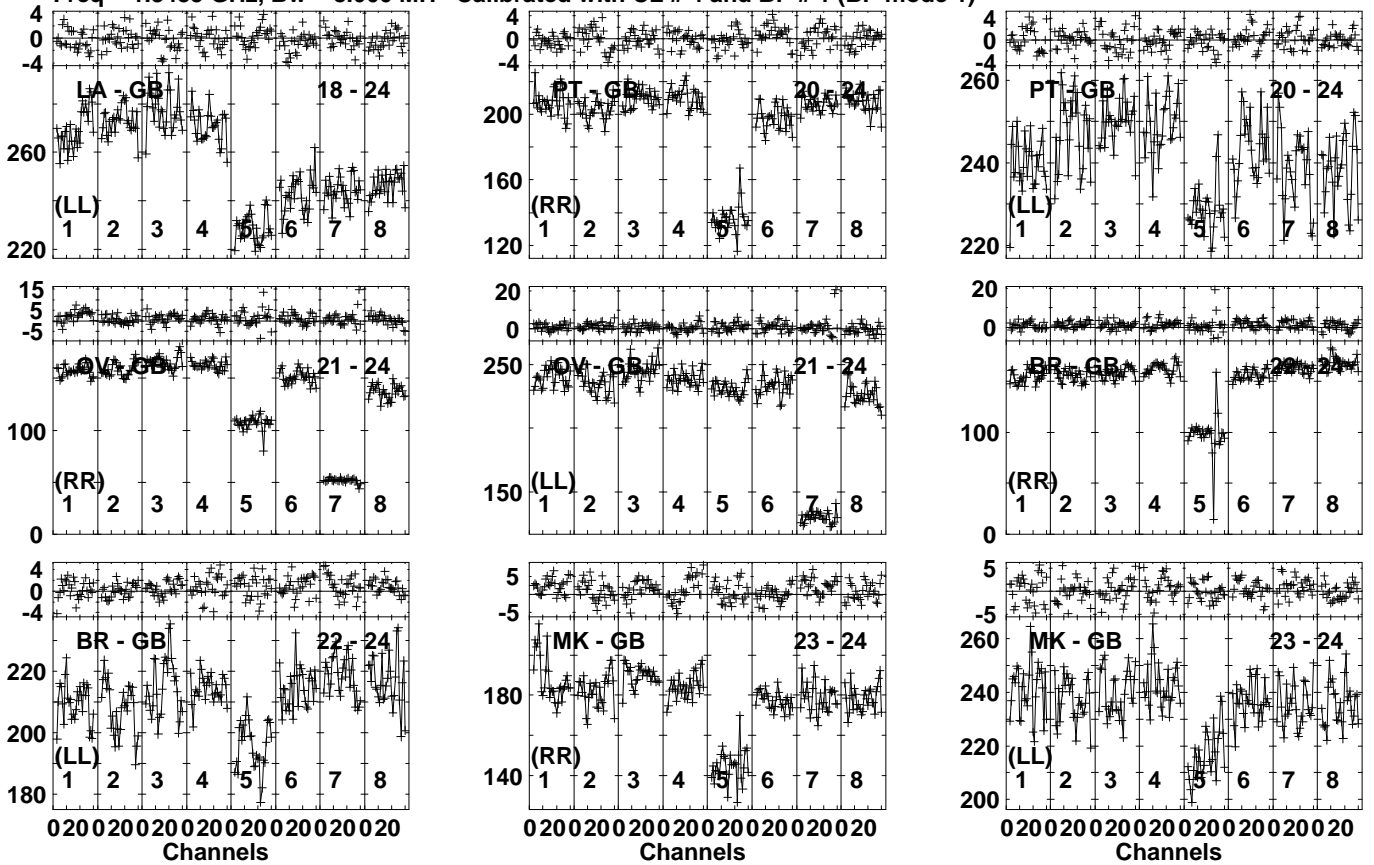


Lower frame: Milli Ampl Jy Top frame: Phas deg
 Vector averaged cross-power spectrum Several baselines displayed
 Timerange: 00/13:27:31 to 00/13:28:59

Plot file version 640 created 30-AUG-2023 08:47:32

J1103+1158 GM081D 1.UVDATA.1

Freq = 1.3435 GHz, Bw = 8.000 MH Calibrated with CL # 4 and BP # 1 (BP mode 1)

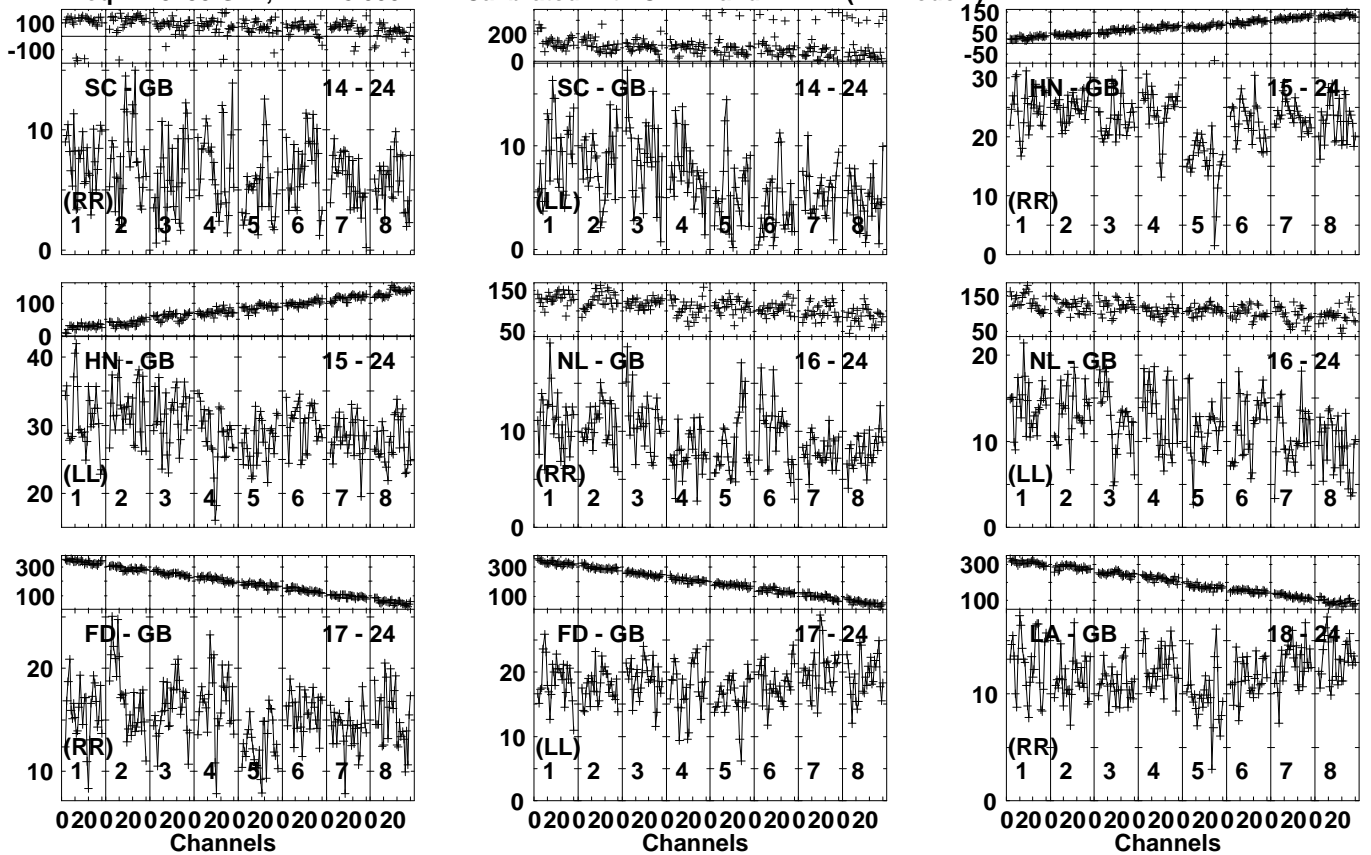


Lower frame: Milli Ampl Jy Top frame: Phas deg
Vector averaged cross-power spectrum Several baselines displayed
Timerange: 00/13:27:31 to 00/13:28:59

Plot file version 641 created 30-AUG-2023 08:47:35

J1100+1002 GM081D 1.UVDATA.1

Freq = 1.3435 GHz, Bw = 8.000 MH Calibrated with CL # 4 and BP # 1 (BP mode 1)

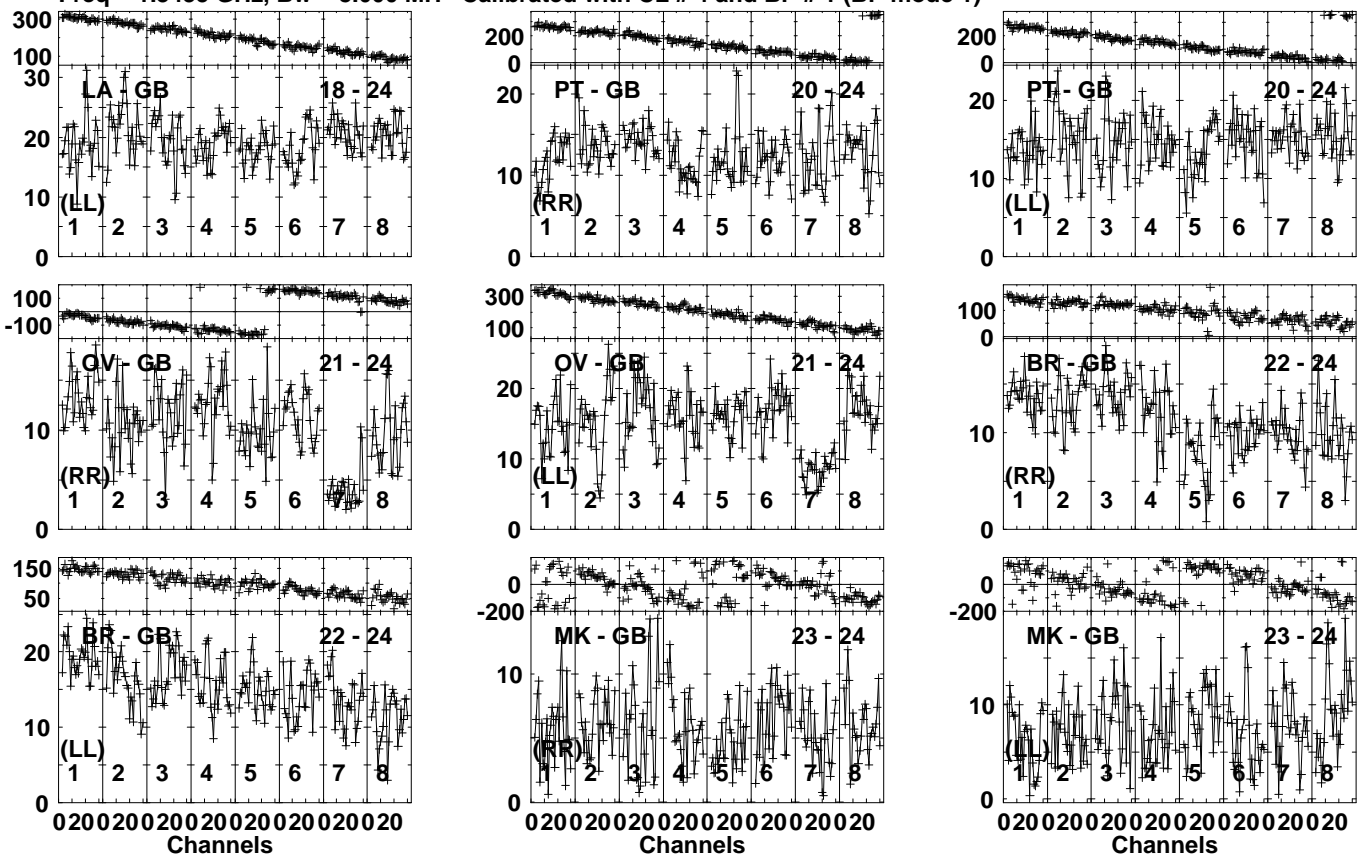


Lower frame: Milli Ampl Jy Top frame: Phas deg
Vector averaged cross-power spectrum Several baselines displayed
Timerange: 00/13:29:11 to 00/13:35:59

Plot file version 642 created 30-AUG-2023 08:47:36

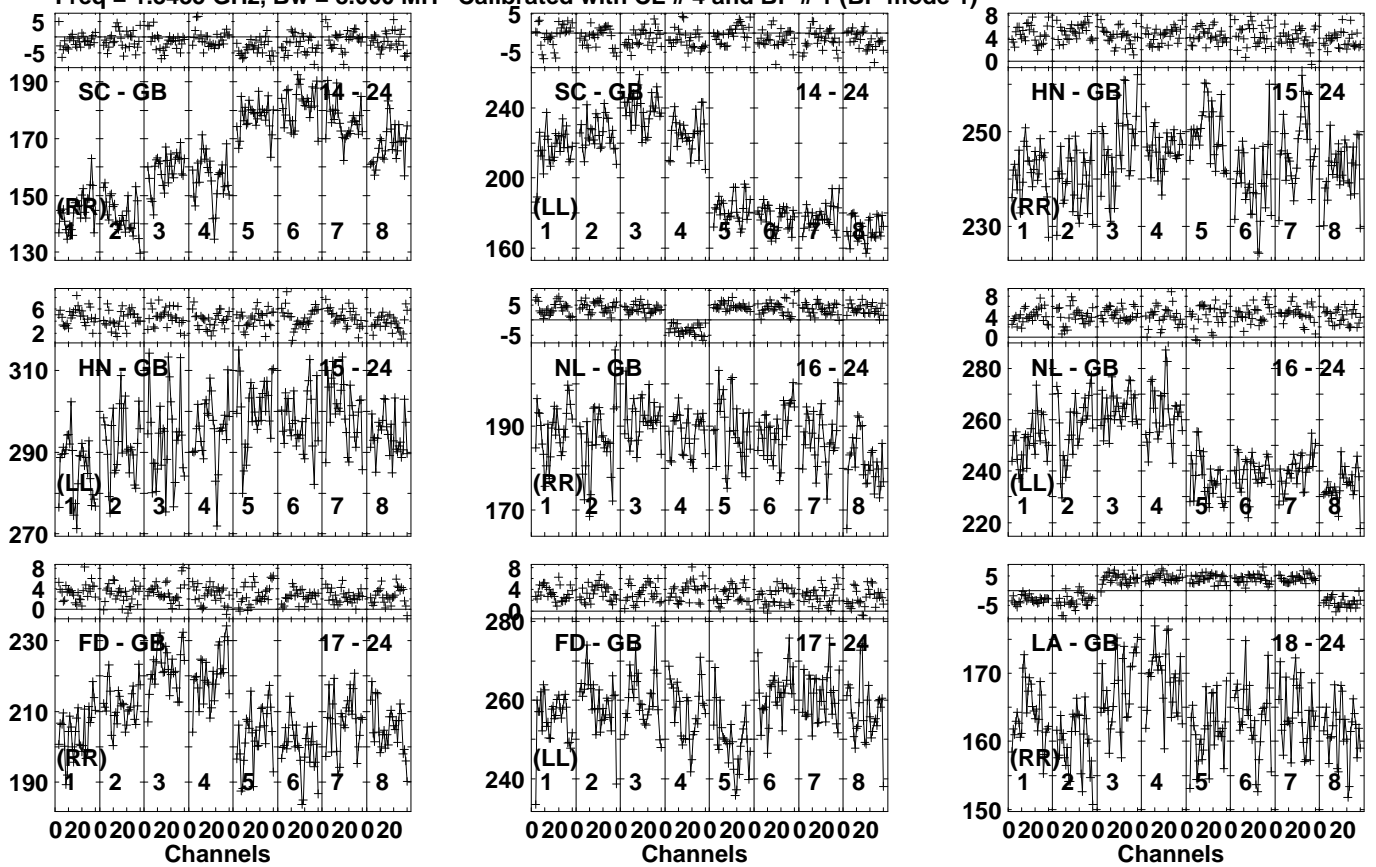
J1100+1002 GM081D 1.UVDATA.1

Freq = 1.3435 GHz, Bw = 8.000 MH Calibrated with CL # 4 and BP # 1 (BP mode 1)



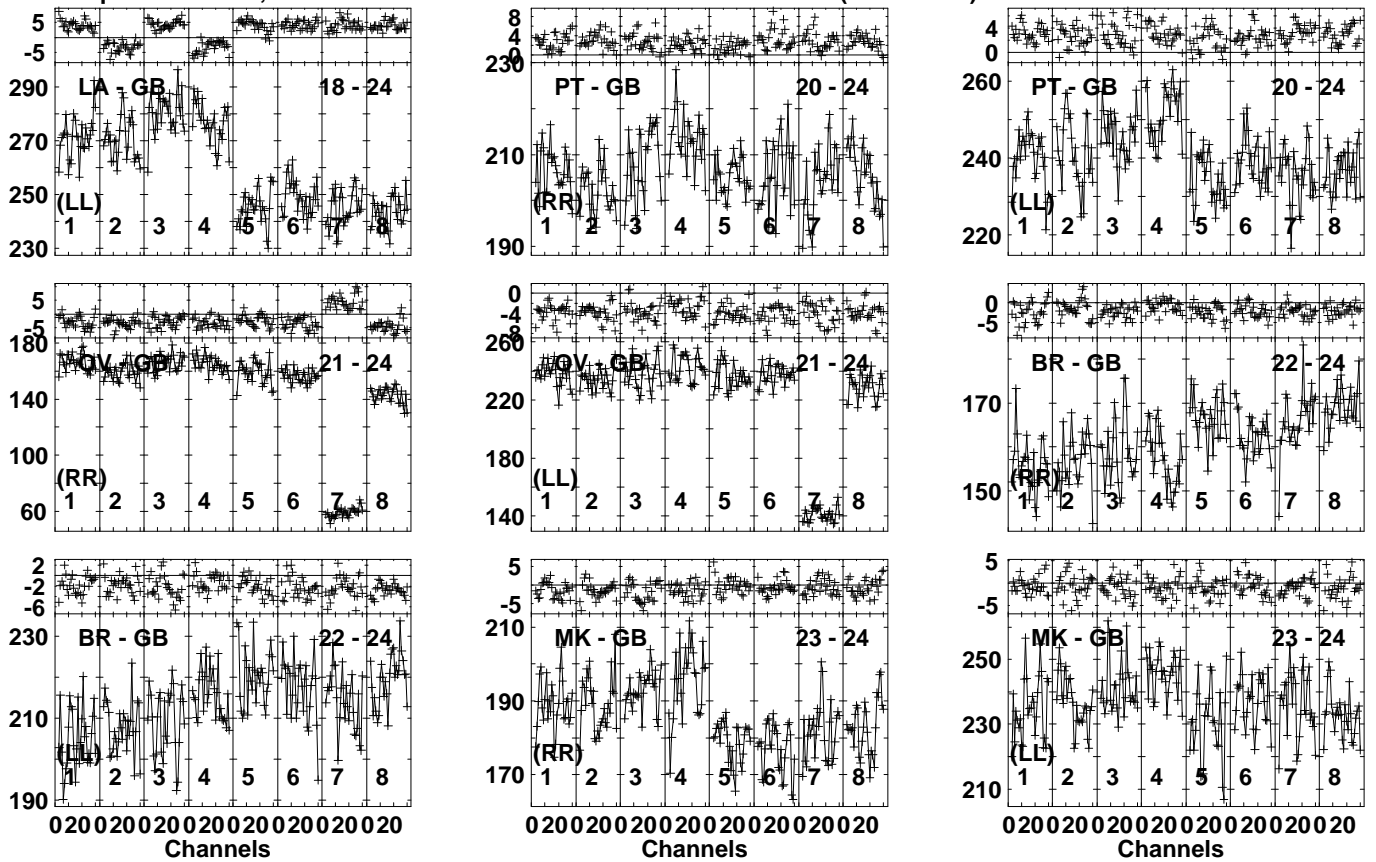
Lower frame: Milli Ampl Jy Top frame: Phas deg
Vector averaged cross-power spectrum Several baselines displayed
Timerange: 00/13:29:11 to 00/13:35:59

Plot file version 643 created 30-AUG-2023 08:47:39
 J1103+1158 GM081D 1.UVDATA.1
 Freq = 1.3435 GHz, Bw = 8.000 MH Calibrated with CL # 4 and BP # 1 (BP mode 1)



Lower frame: Milli Ampl Jy Top frame: Phas deg
 Vector averaged cross-power spectrum Several baselines displayed
 Timerange: 00/13:36:31 to 00/13:37:59

Plot file version 644 created 30-AUG-2023 08:47:40
 J1103+1158 GM081D 1.UVDATA.1
 Freq = 1.3435 GHz, Bw = 8.000 MH Calibrated with CL # 4 and BP # 1 (BP mode 1)

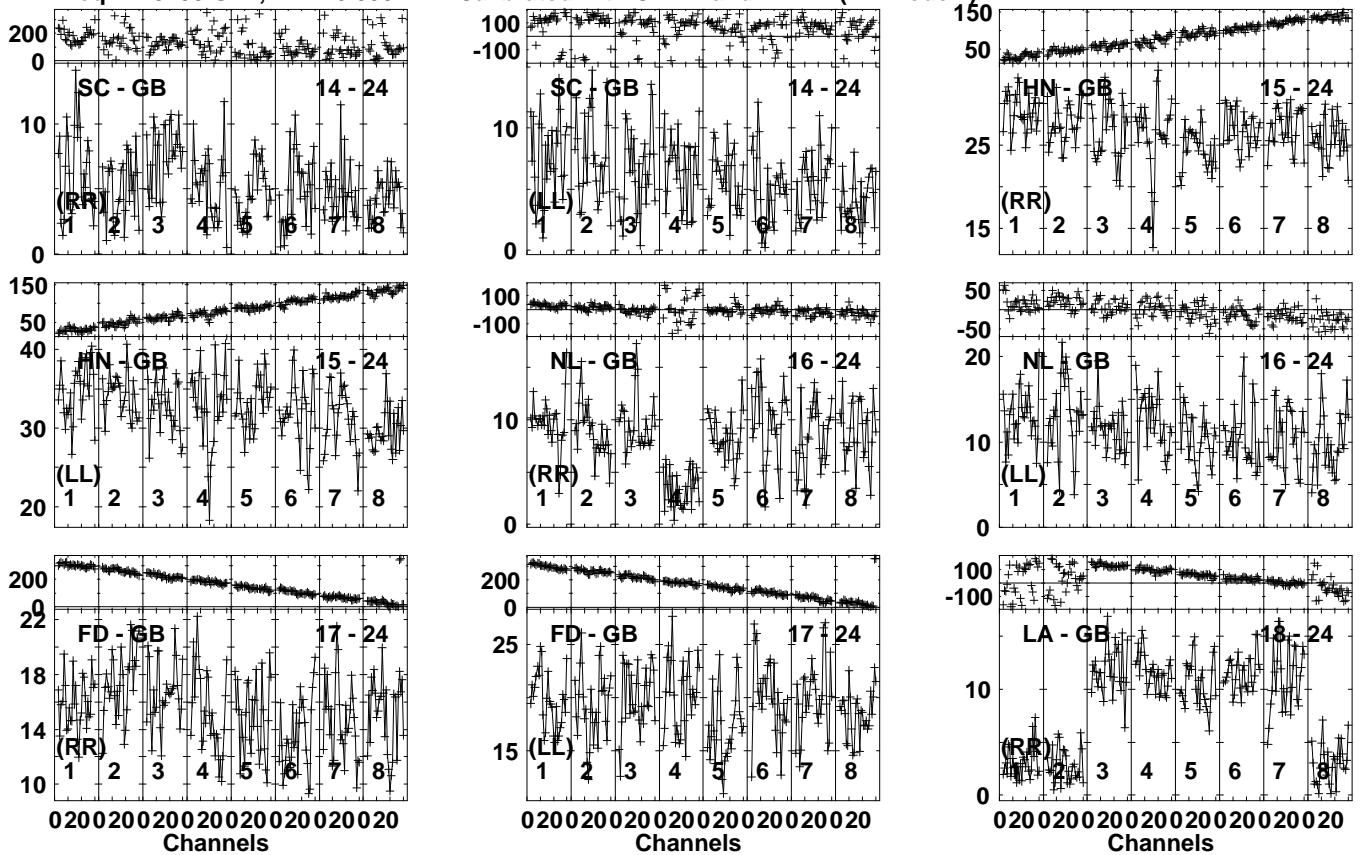


Lower frame: Milli Ampl Jy Top frame: Phas deg
 Vector averaged cross-power spectrum Several baselines displayed
 Timerange: 00/13:36:31 to 00/13:37:59

Plot file version 645 created 30-AUG-2023 08:47:43

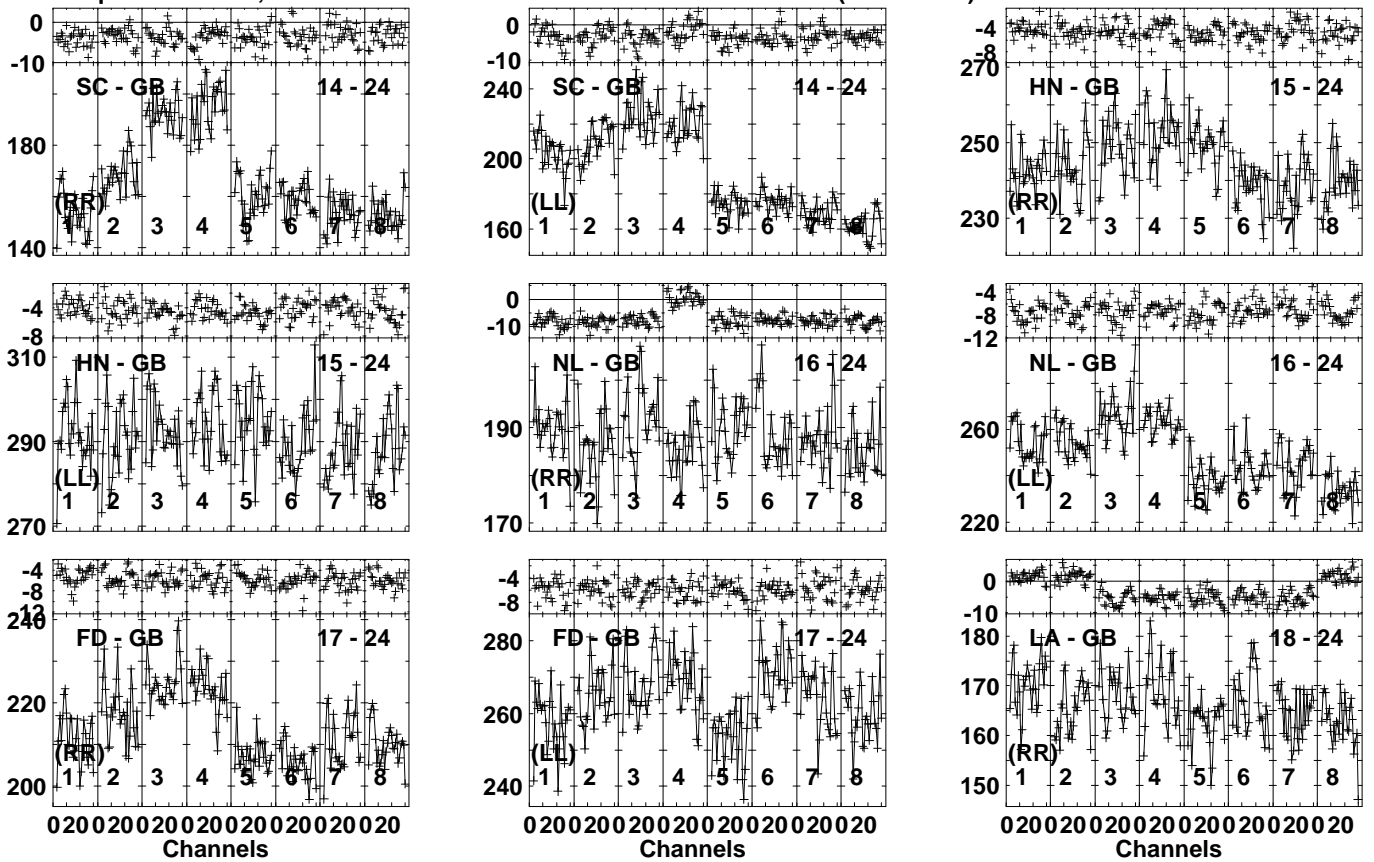
J1100+1002 GM081D 1.UVDATA.1

Freq = 1.3435 GHz, Bw = 8.000 MH Calibrated with CL # 4 and BP # 1 (BP mode 1)



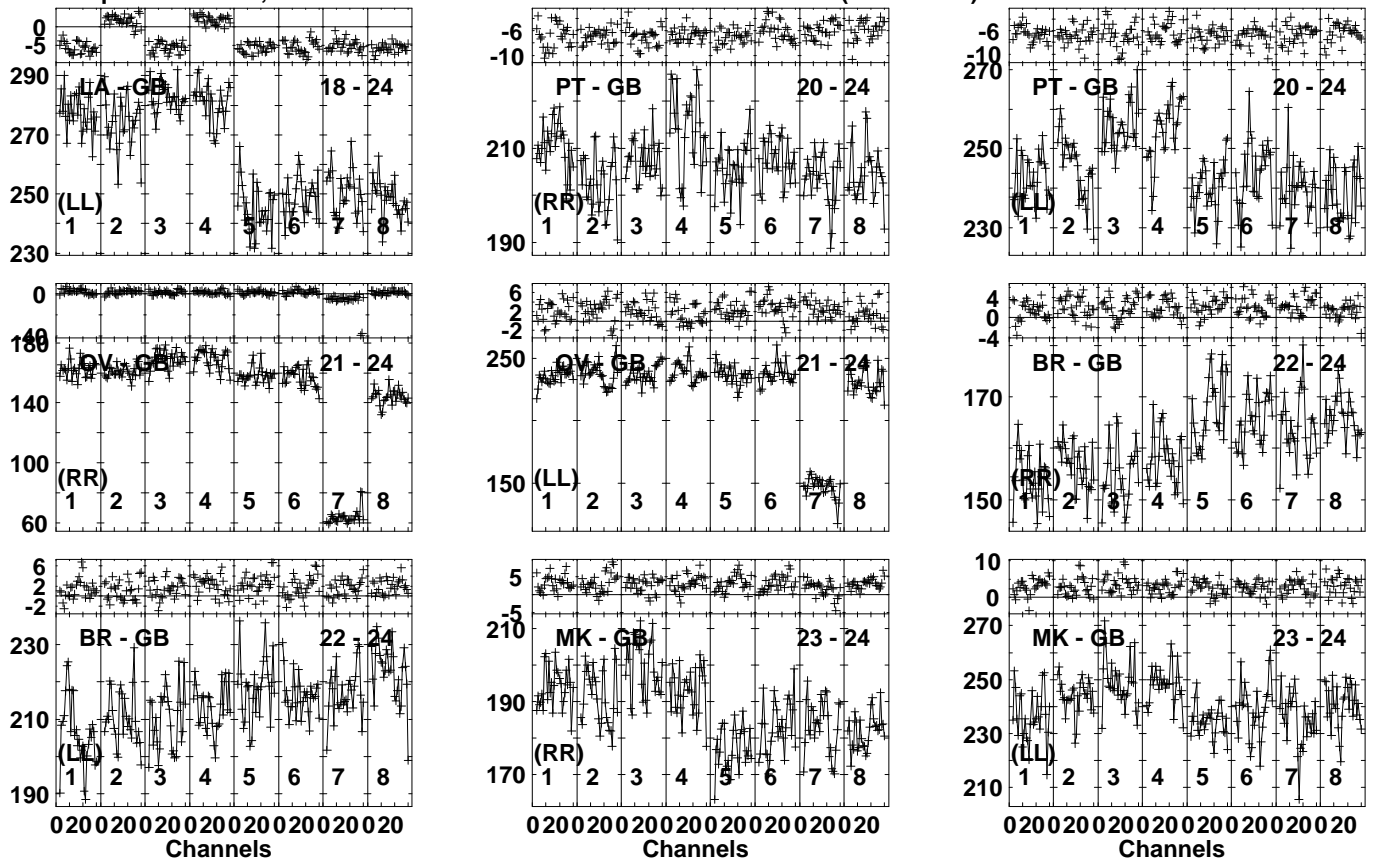
Lower frame: Milli Ampl Jy Top frame: Phas deg
Vector averaged cross-power spectrum Several baselines displayed
Timerange: 00/13:38:11 to 00/13:44:59

Plot file version 647 created 30-AUG-2023 08:47:47
 J1103+1158 GM081D 1.UVDATA.1
 Freq = 1.3435 GHz, Bw = 8.000 MH Calibrated with CL # 4 and BP # 1 (BP mode 1)



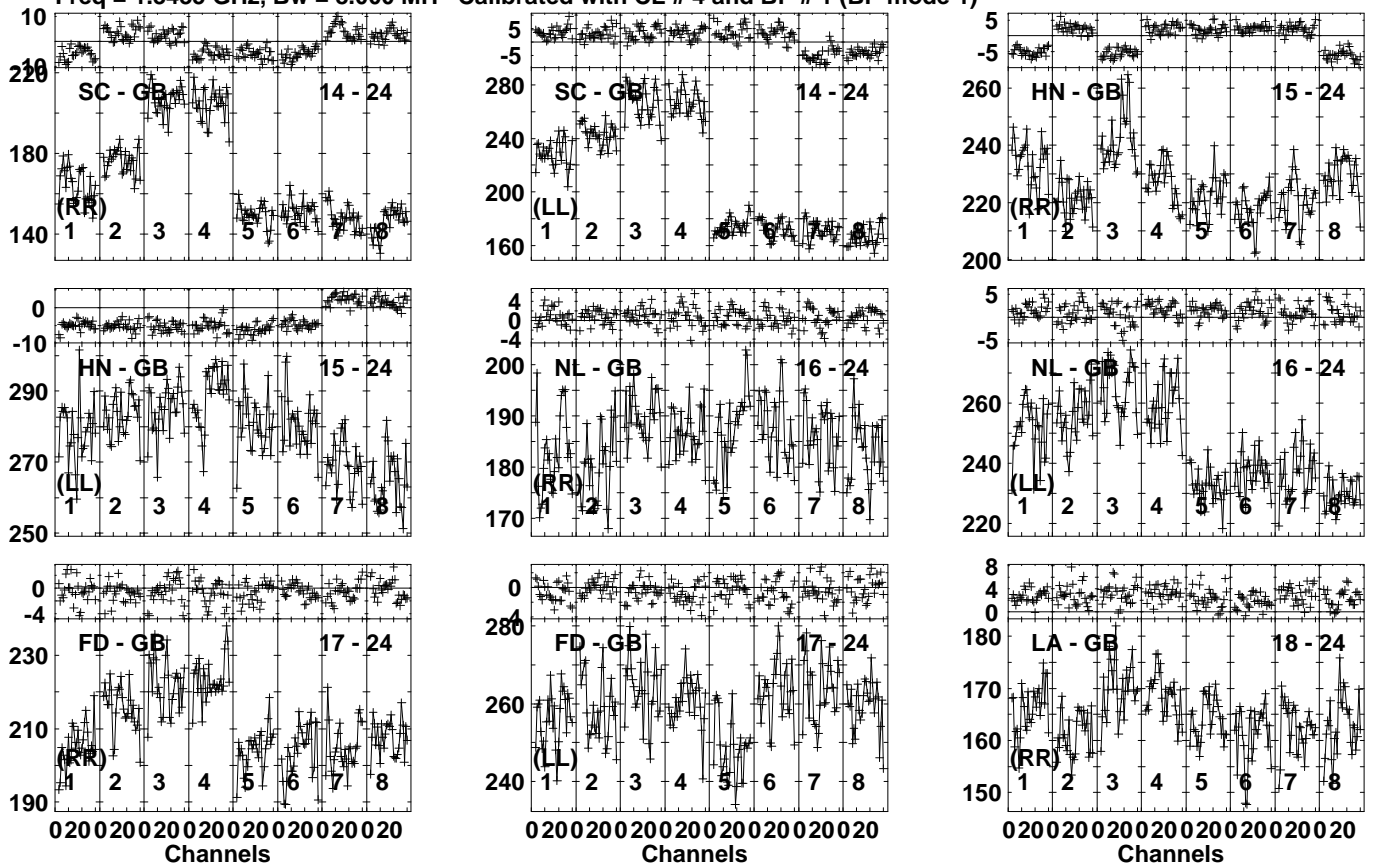
Lower frame: Milli Ampl Jy Top frame: Phas deg
 Vector averaged cross-power spectrum Several baselines displayed
 Timerange: 00/13:45:31 to 00/13:46:59

Plot file version 648 created 30-AUG-2023 08:47:48
 J1103+1158 GM081D 1.UVDATA.1
 Freq = 1.3435 GHz, Bw = 8.000 MH Calibrated with CL # 4 and BP # 1 (BP mode 1)



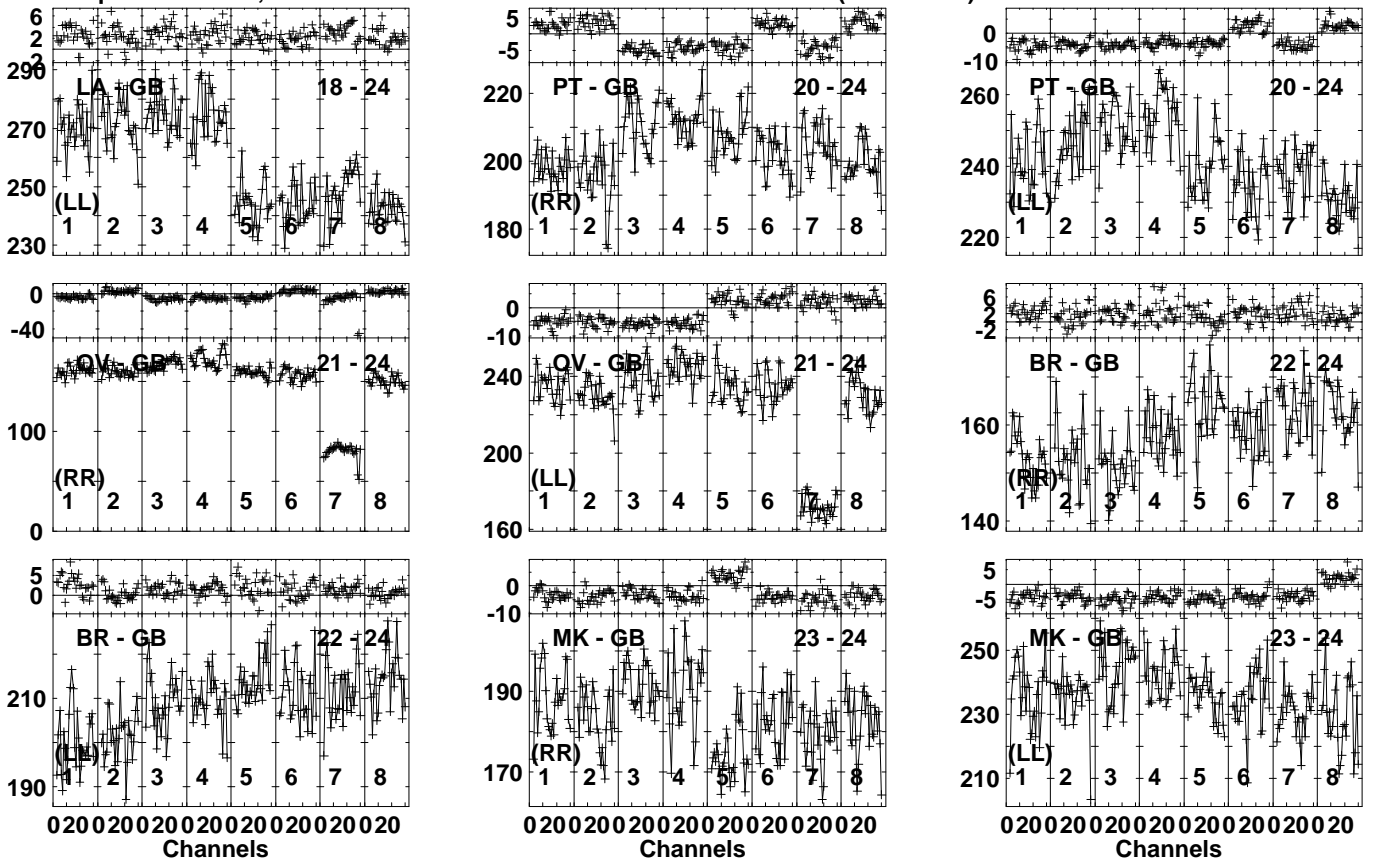
Lower frame: Milli Ampl Jy Top frame: Phas deg
 Vector averaged cross-power spectrum Several baselines displayed
 Timerange: 00/13:45:31 to 00/13:46:59

Plot file version 651 created 30-AUG-2023 08:47:55
 J1103+1158 GM081D 1.UVDATA.1
 Freq = 1.3435 GHz, Bw = 8.000 MH Calibrated with CL # 4 and BP # 1 (BP mode 1)



Lower frame: Milli Ampl Jy Top frame: Phas deg
 Vector averaged cross-power spectrum Several baselines displayed
 Timerange: 00/13:54:31 to 00/13:55:59

Plot file version 652 created 30-AUG-2023 08:47:56
 J1103+1158 GM081D 1.UVDATA.1
 Freq = 1.3435 GHz, Bw = 8.000 MH Calibrated with CL # 4 and BP # 1 (BP mode 1)

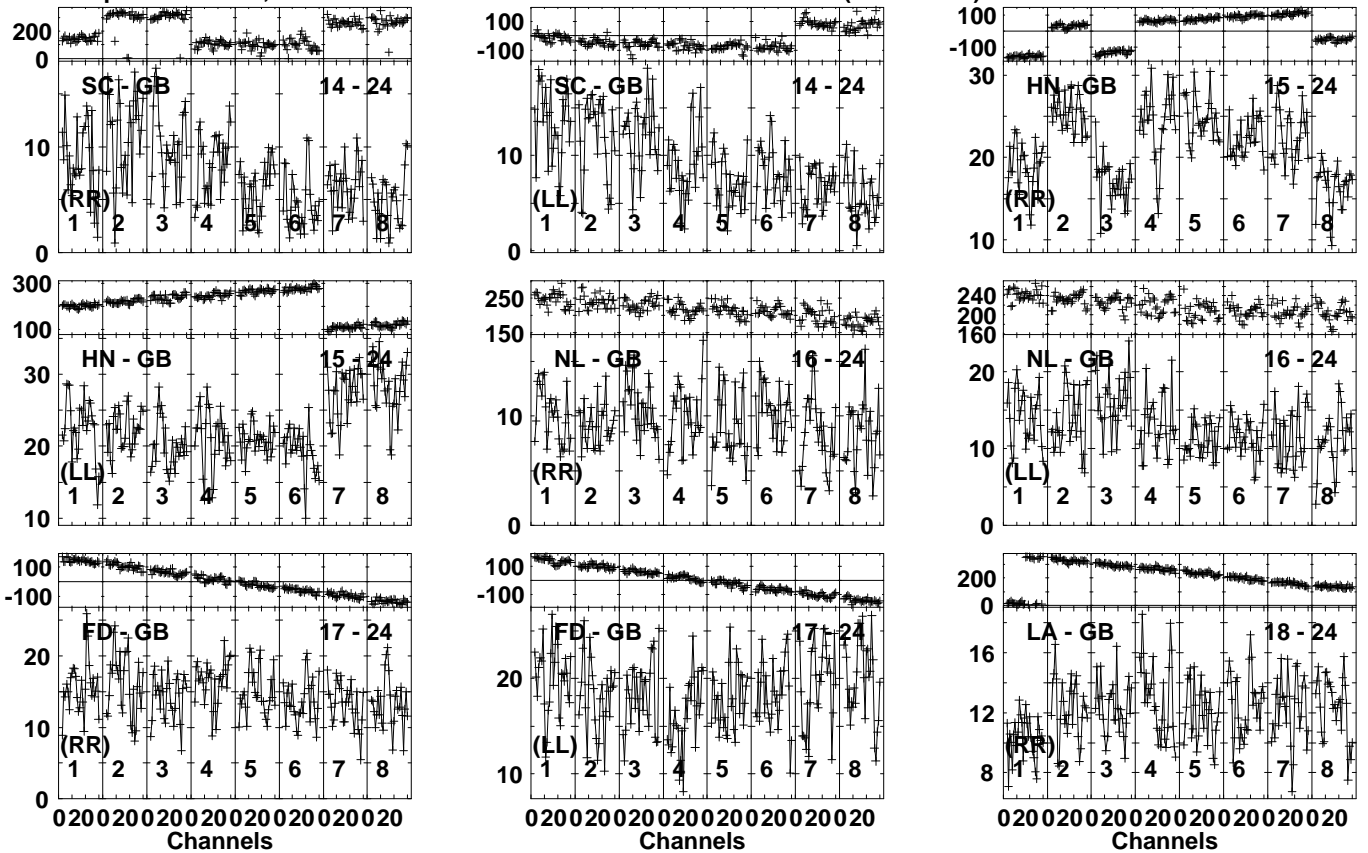


Lower frame: Milli Ampl Jy Top frame: Phas deg
 Vector averaged cross-power spectrum Several baselines displayed
 Timerange: 00/13:54:31 to 00/13:55:59

Plot file version 653 created 30-AUG-2023 08:47:59

J1100+1002 GM081D 1.UVDATA.1

Freq = 1.3435 GHz, Bw = 8.000 MH Calibrated with CL # 4 and BP # 1 (BP mode 1)

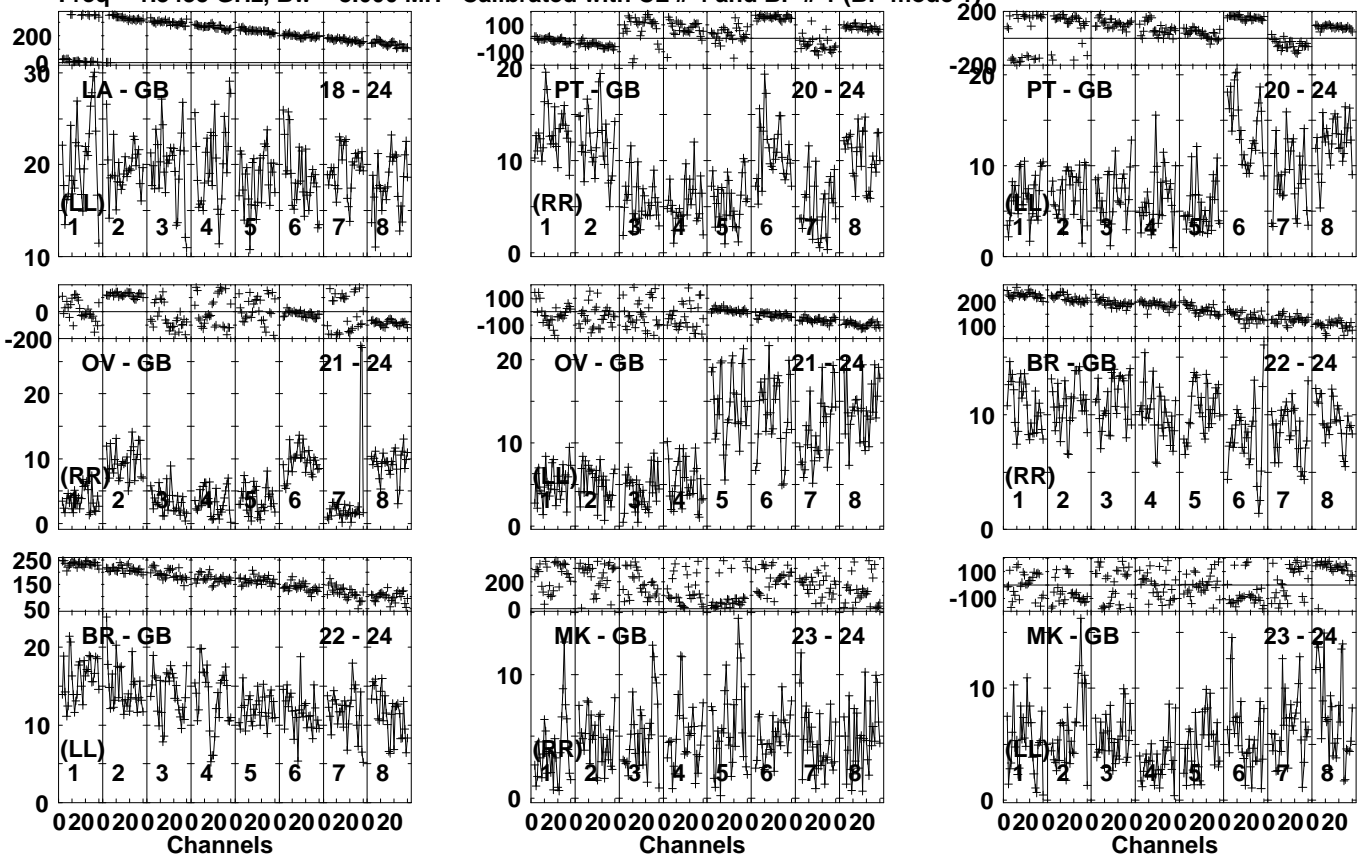


Lower frame: Milli Ampl Jy Top frame: Phas deg
Vector averaged cross-power spectrum Several baselines displayed
Timerange: 00/13:56:11 to 00/14:02:59

Plot file version 654 created 30-AUG-2023 08:47:59

J1100+1002 GM081D 1.UVDATA.1

Freq = 1.3435 GHz, Bw = 8.000 MH Calibrated with CL # 4 and BP # 1 (BP mode 1)

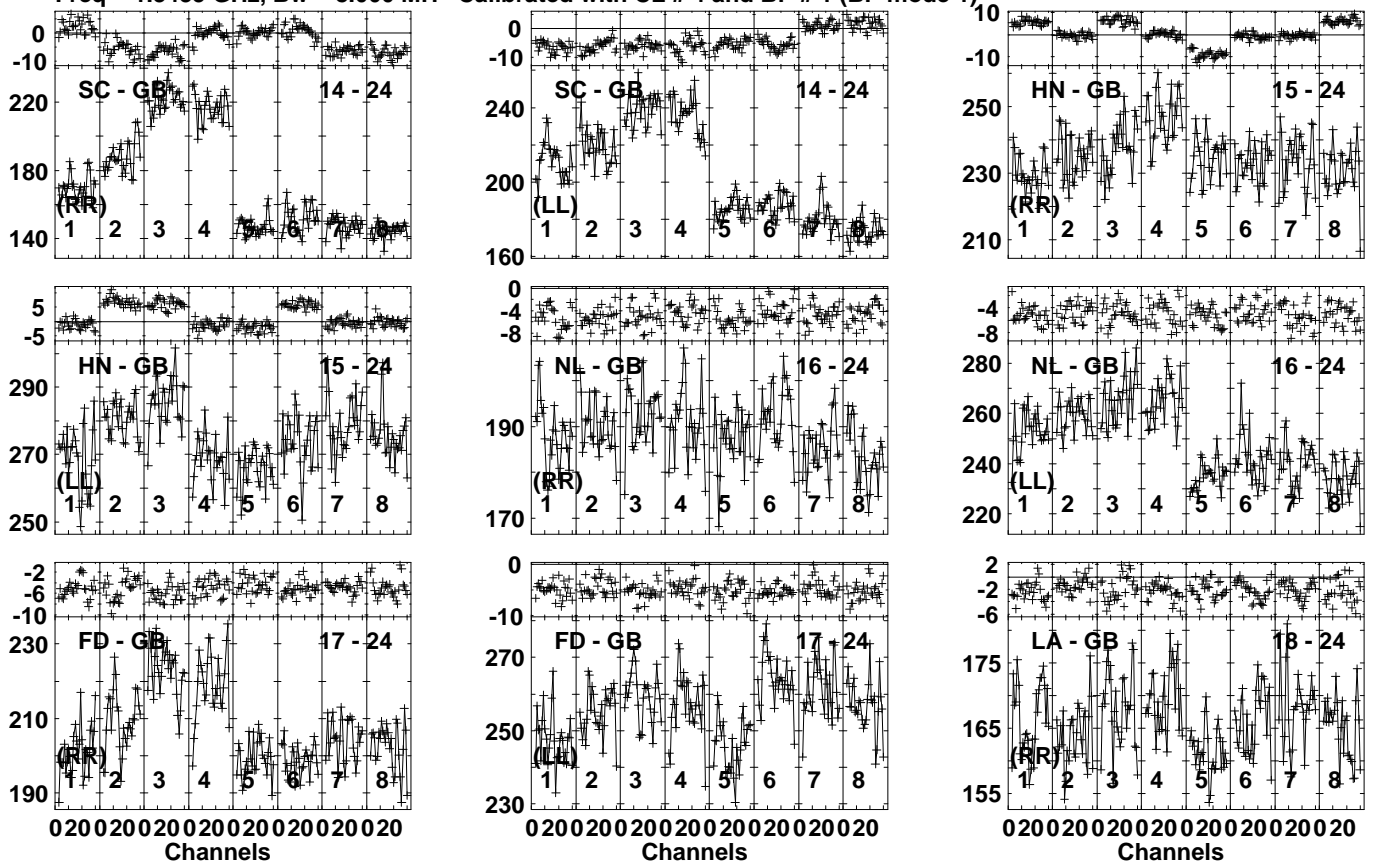


Lower frame: Milli Ampl Jy Top frame: Phas deg
Vector averaged cross-power spectrum Several baselines displayed
Timerange: 00/13:56:11 to 00/14:02:59

Plot file version 655 created 30-AUG-2023 08:48:03

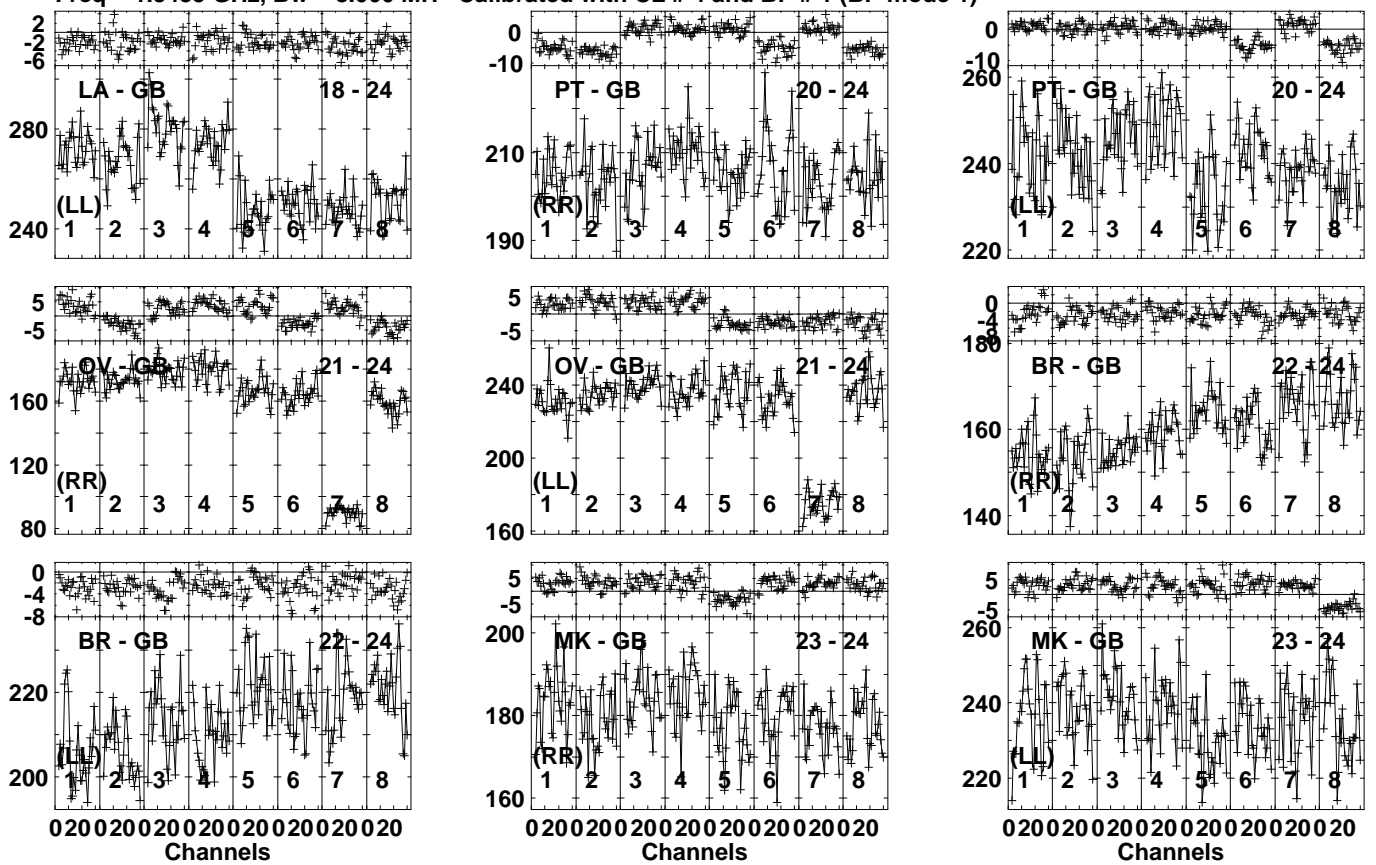
J1103+1158 GM081D 1.UVDATA.1

Freq = 1.3435 GHz, Bw = 8.000 MH Calibrated with CL # 4 and BP # 1 (BP mode 1)



Lower frame: Milli Ampl Jy Top frame: Phas deg
Vector averaged cross-power spectrum Several baselines displayed
Timerange: 00/14:03:31 to 00/14:04:59

Plot file version 656 created 30-AUG-2023 08:48:03
 J1103+1158 GM081D 1.UVDATA.1
 Freq = 1.3435 GHz, Bw = 8.000 MH Calibrated with CL # 4 and BP # 1 (BP mode 1)

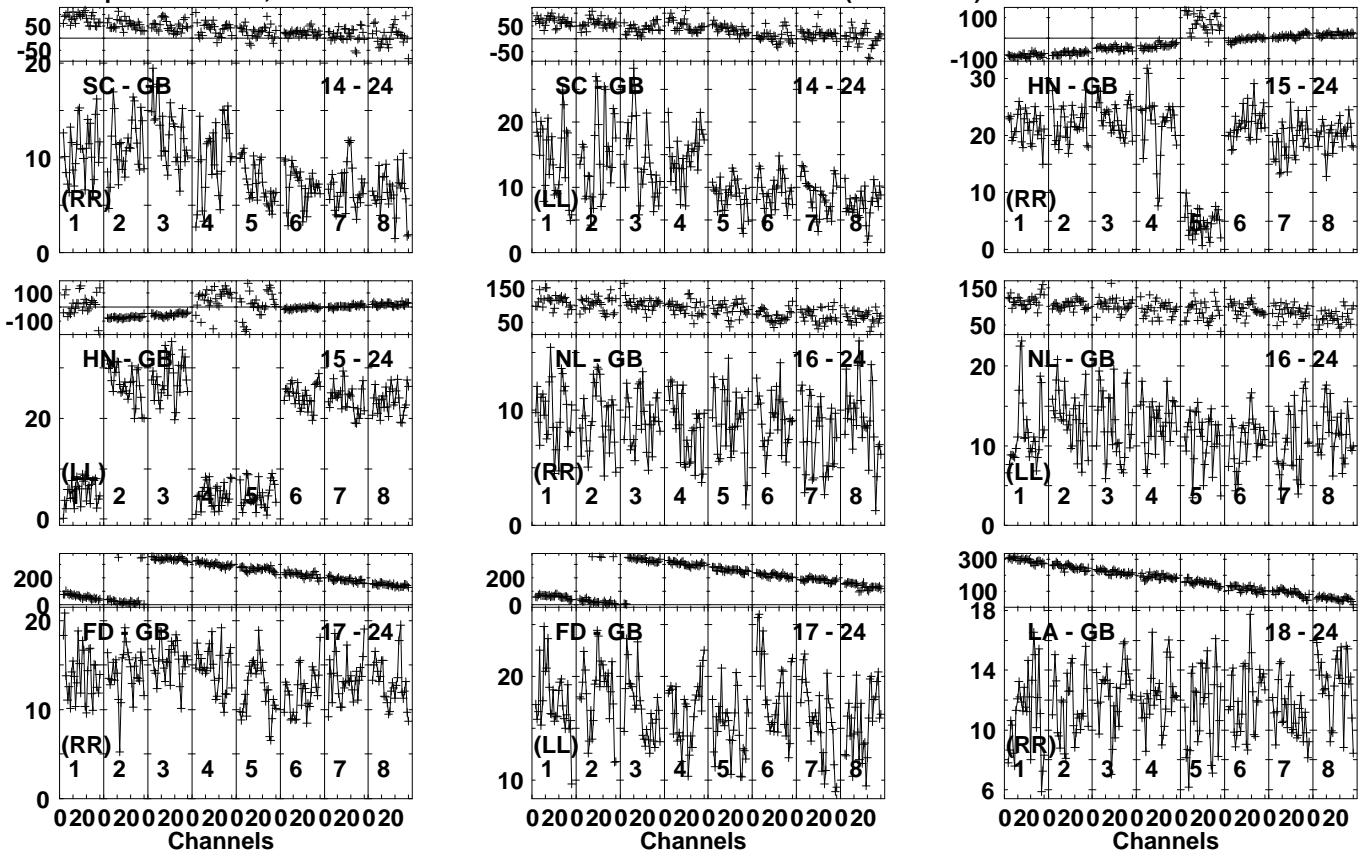


Lower frame: Milli Ampl Jy Top frame: Phas deg
 Vector averaged cross-power spectrum Several baselines displayed
 Timerange: 00/14:03:31 to 00/14:04:59

Plot file version 657 created 30-AUG-2023 08:48:07

J1100+1002 GM081D 1.UVDATA.1

Freq = 1.3435 GHz, Bw = 8.000 MH Calibrated with CL # 4 and BP # 1 (BP mode 1)

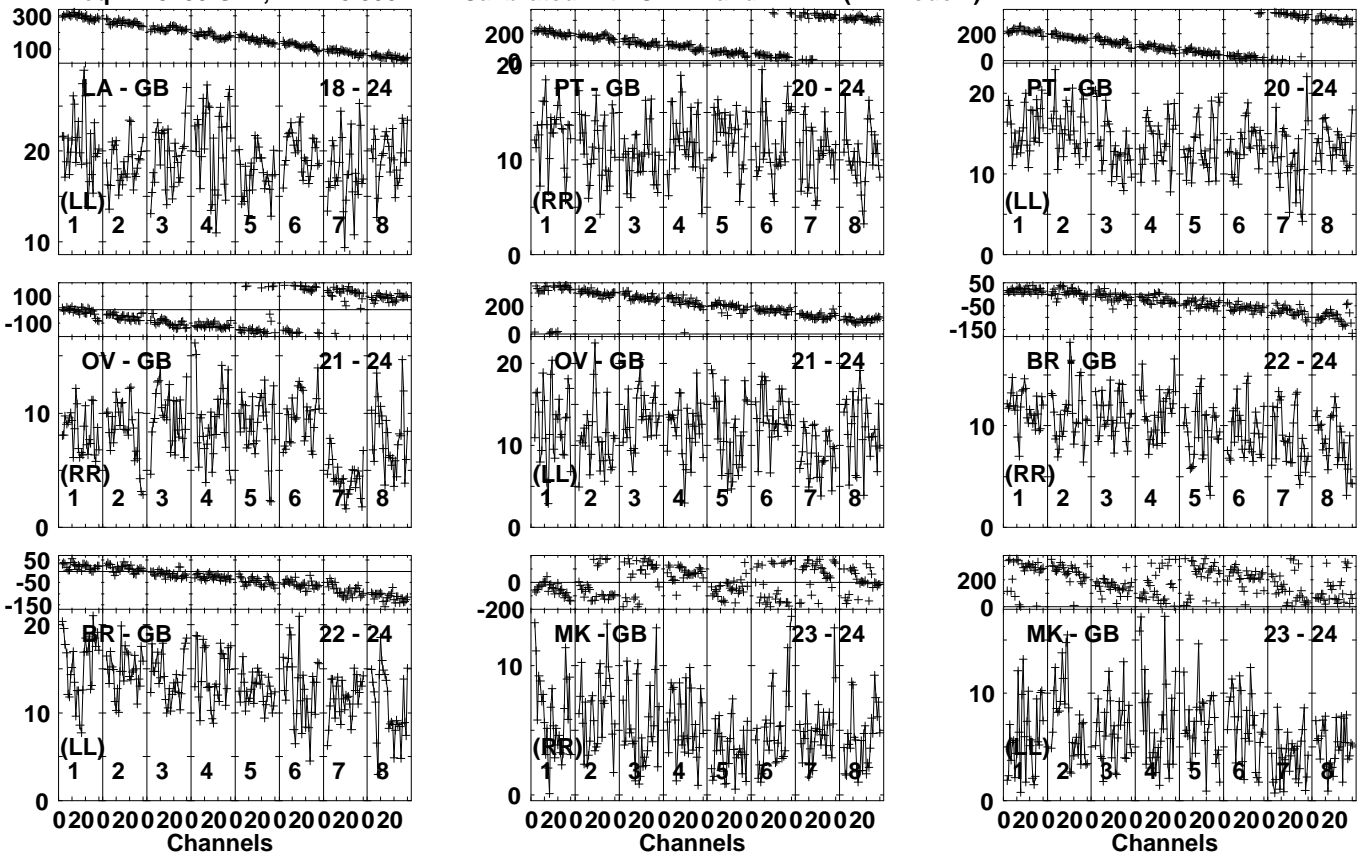


Lower frame: Milli Ampl Jy Top frame: Phas deg
Vector averaged cross-power spectrum Several baselines displayed
Timerange: 00/14:05:11 to 00/14:11:59

Plot file version 658 created 30-AUG-2023 08:48:07

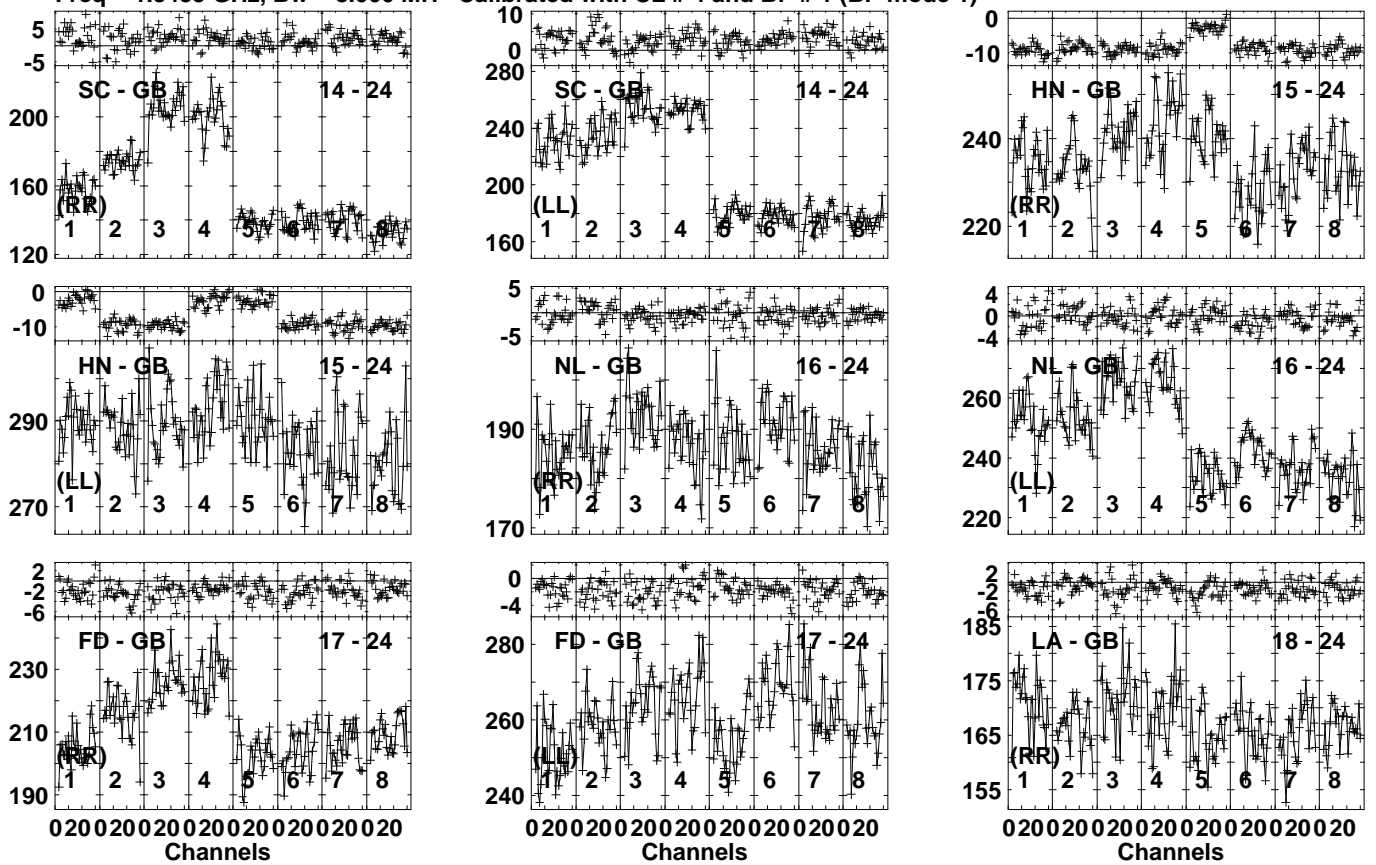
J1100+1002 GM081D 1.UVDATA.1

Freq = 1.3435 GHz, Bw = 8.000 MH Calibrated with CL # 4 and BP # 1 (BP mode 1)



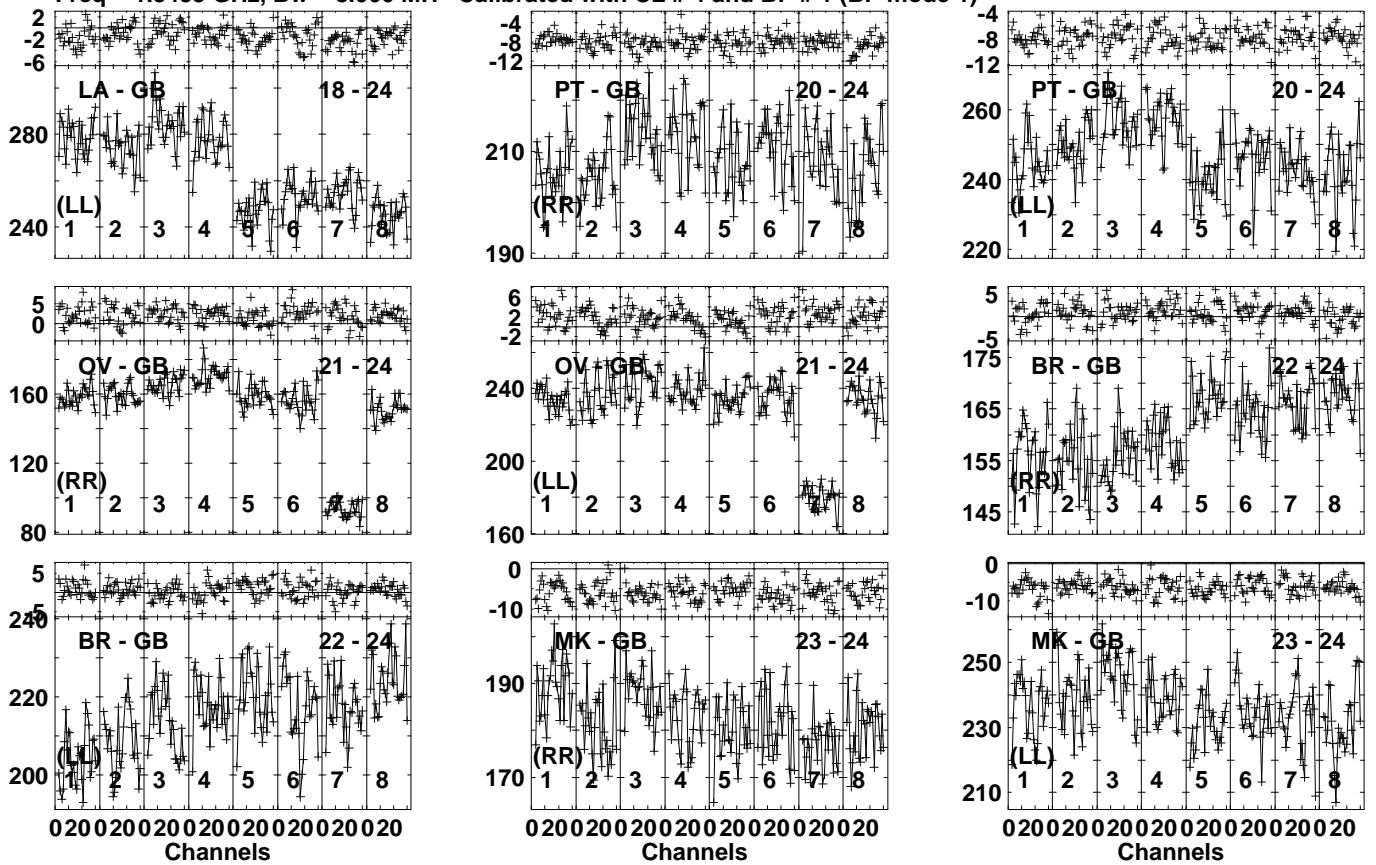
Lower frame: Milli Ampl Jy Top frame: Phas deg
Vector averaged cross-power spectrum Several baselines displayed
Timerange: 00/14:05:11 to 00/14:11:59

Plot file version 659 created 30-AUG-2023 08:48:11
 J1103+1158 GM081D 1.UVDATA.1
 Freq = 1.3435 GHz, Bw = 8.000 MH Calibrated with CL # 4 and BP # 1 (BP mode 1)



Lower frame: Milli Ampl Jy Top frame: Phas deg
 Vector averaged cross-power spectrum Several baselines displayed
 Timerange: 00/14:12:31 to 00/14:13:59

Plot file version 660 created 30-AUG-2023 08:48:11
 J1103+1158 GM081D 1.UVDATA.1
 Freq = 1.3435 GHz, Bw = 8.000 MH Calibrated with CL # 4 and BP # 1 (BP mode 1)

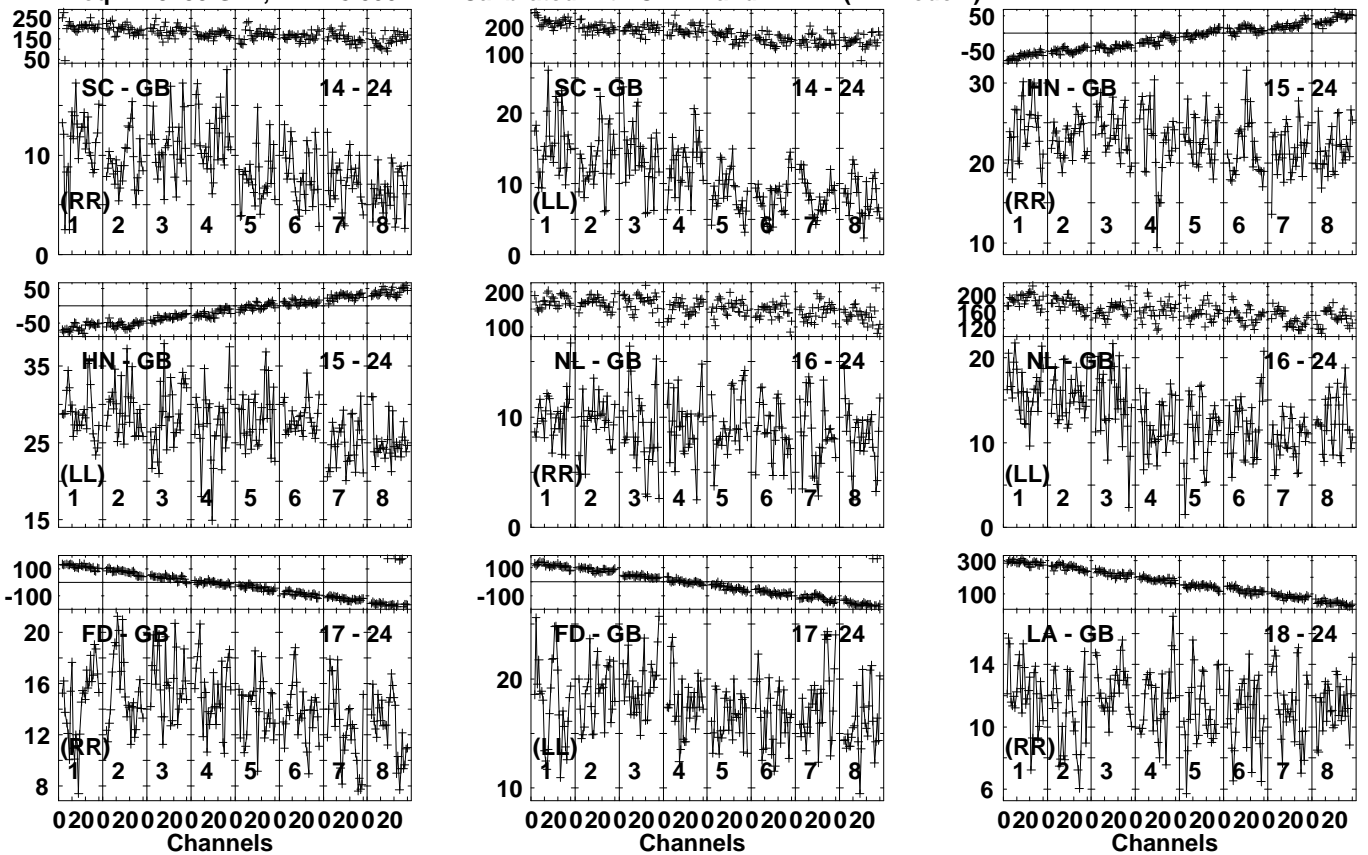


Lower frame: Milli Ampl Jy Top frame: Phas deg
 Vector averaged cross-power spectrum Several baselines displayed
 Timerange: 00/14:12:31 to 00/14:13:59

Plot file version 661 created 30-AUG-2023 08:48:15

J1100+1002 GM081D 1.UVDATA.1

Freq = 1.3435 GHz, Bw = 8.000 MH Calibrated with CL # 4 and BP # 1 (BP mode 1)

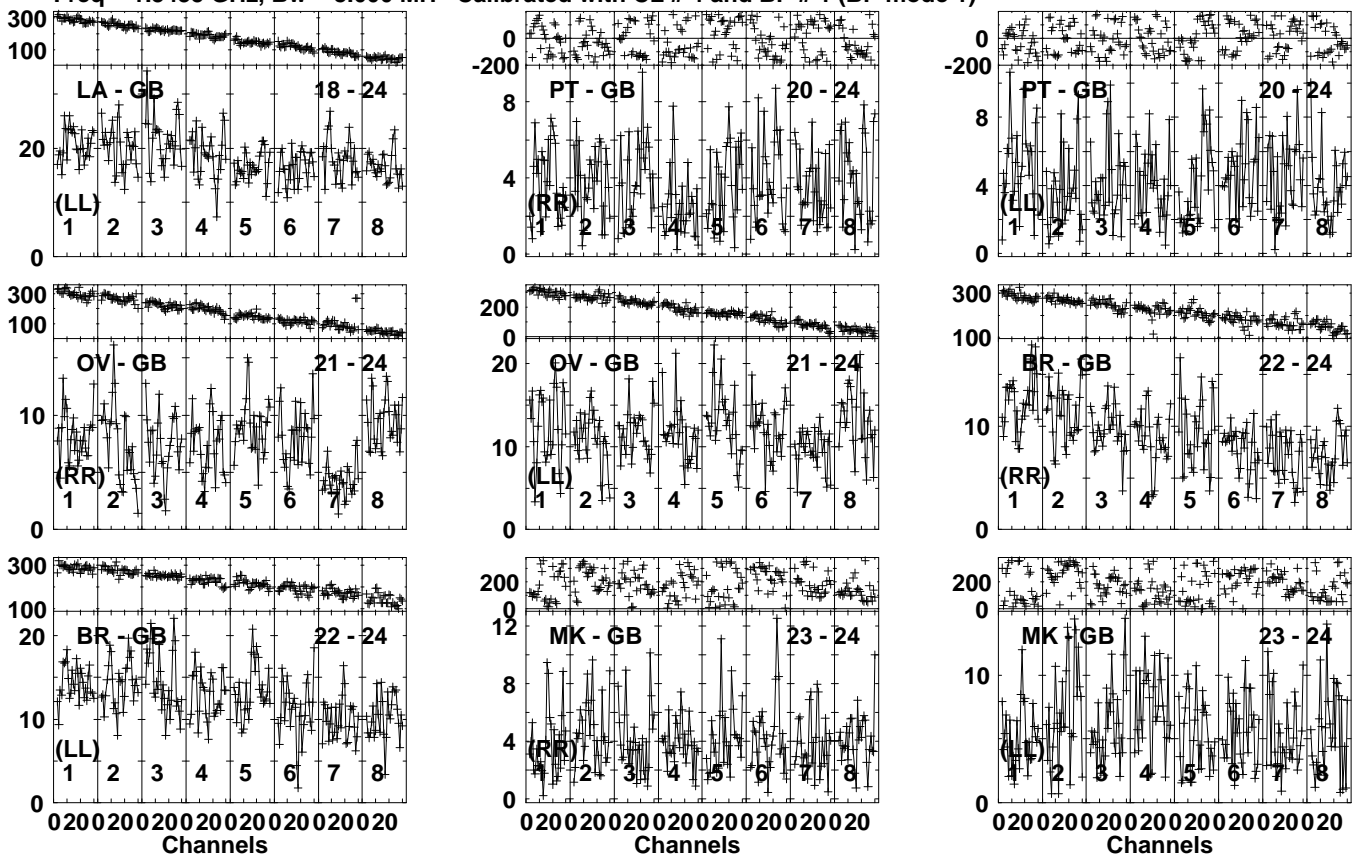


Lower frame: Milli Ampl Jy Top frame: Phas deg
Vector averaged cross-power spectrum Several baselines displayed
Timerange: 00/14:14:11 to 00/14:20:59

Plot file version 662 created 30-AUG-2023 08:48:15

J1100+1002 GM081D 1.UVDATA.1

Freq = 1.3435 GHz, Bw = 8.000 MH Calibrated with CL # 4 and BP # 1 (BP mode 1)

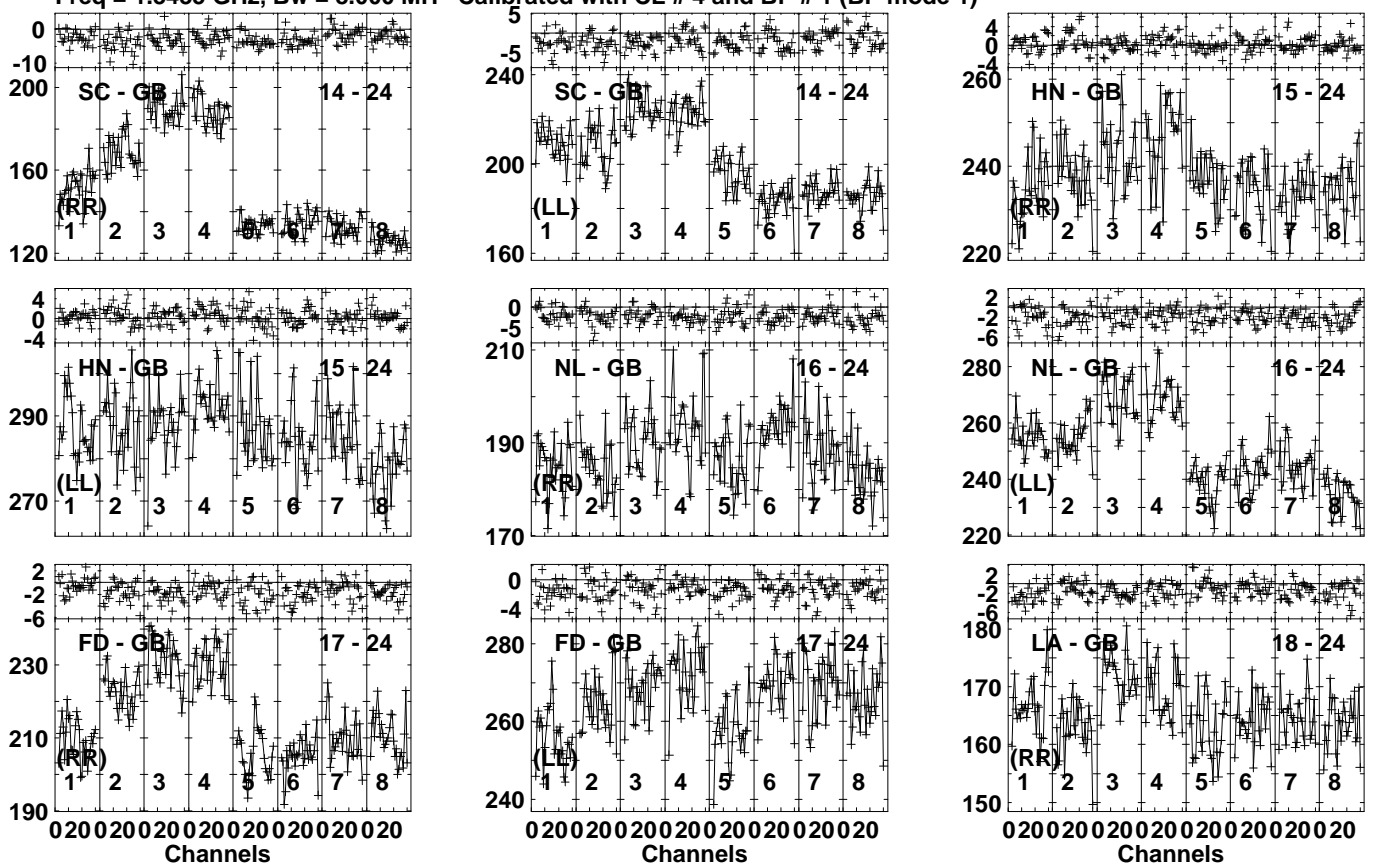


Lower frame: Milli Ampl Jy Top frame: Phas deg
Vector averaged cross-power spectrum Several baselines displayed
Timerange: 00/14:14:11 to 00/14:20:59

Plot file version 663 created 30-AUG-2023 08:48:19

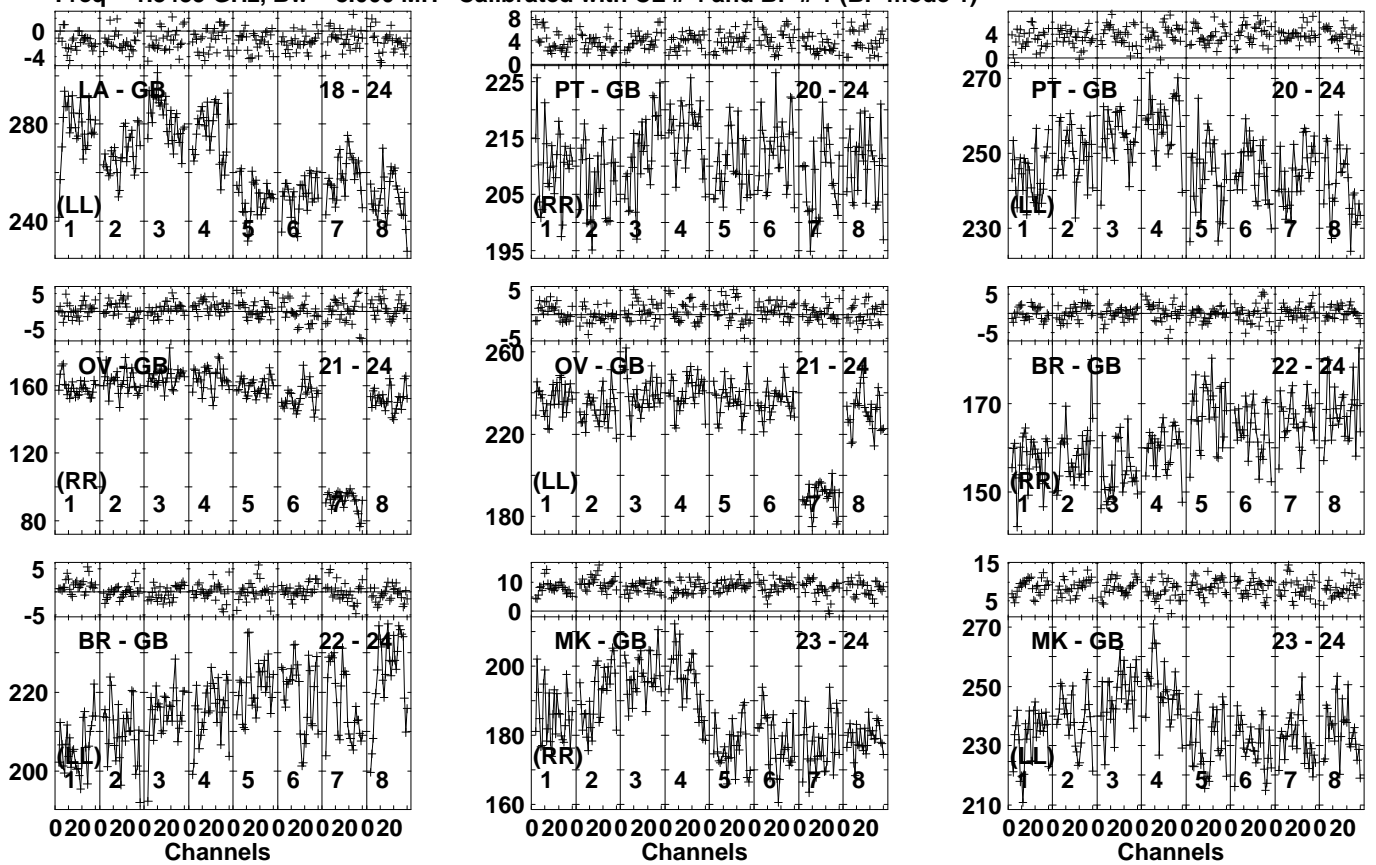
J1103+1158 GM081D 1.UVDATA.1

Freq = 1.3435 GHz, Bw = 8.000 MH Calibrated with CL # 4 and BP # 1 (BP mode 1)



Lower frame: Milli Ampl Jy Top frame: Phas deg
Vector averaged cross-power spectrum Several baselines displayed
Timerange: 00/14:21:31 to 00/14:22:59

Plot file version 664 created 30-AUG-2023 08:48:19
 J1103+1158 GM081D 1.UVDATA.1
 Freq = 1.3435 GHz, Bw = 8.000 MH Calibrated with CL # 4 and BP # 1 (BP mode 1)

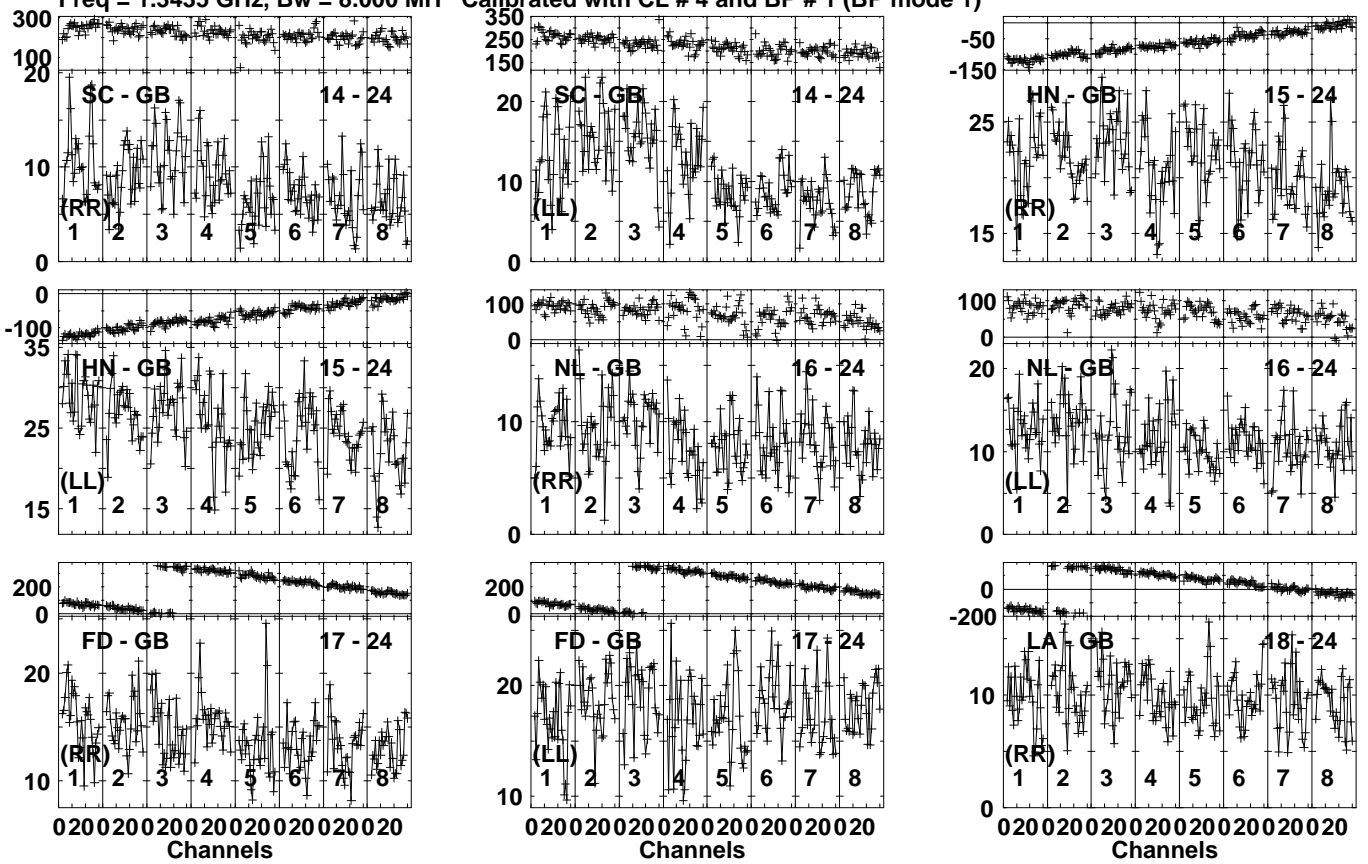


Lower frame: Milli Ampl Jy Top frame: Phas deg
 Vector averaged cross-power spectrum Several baselines displayed
 Timerange: 00/14:21:31 to 00/14:22:59

Plot file version 665 created 30-AUG-2023 08:48:23

J1100+1002 GM081D 1.UVDATA.1

Freq = 1.3435 GHz, Bw = 8.000 MH Calibrated with CL # 4 and BP # 1 (BP mode 1)

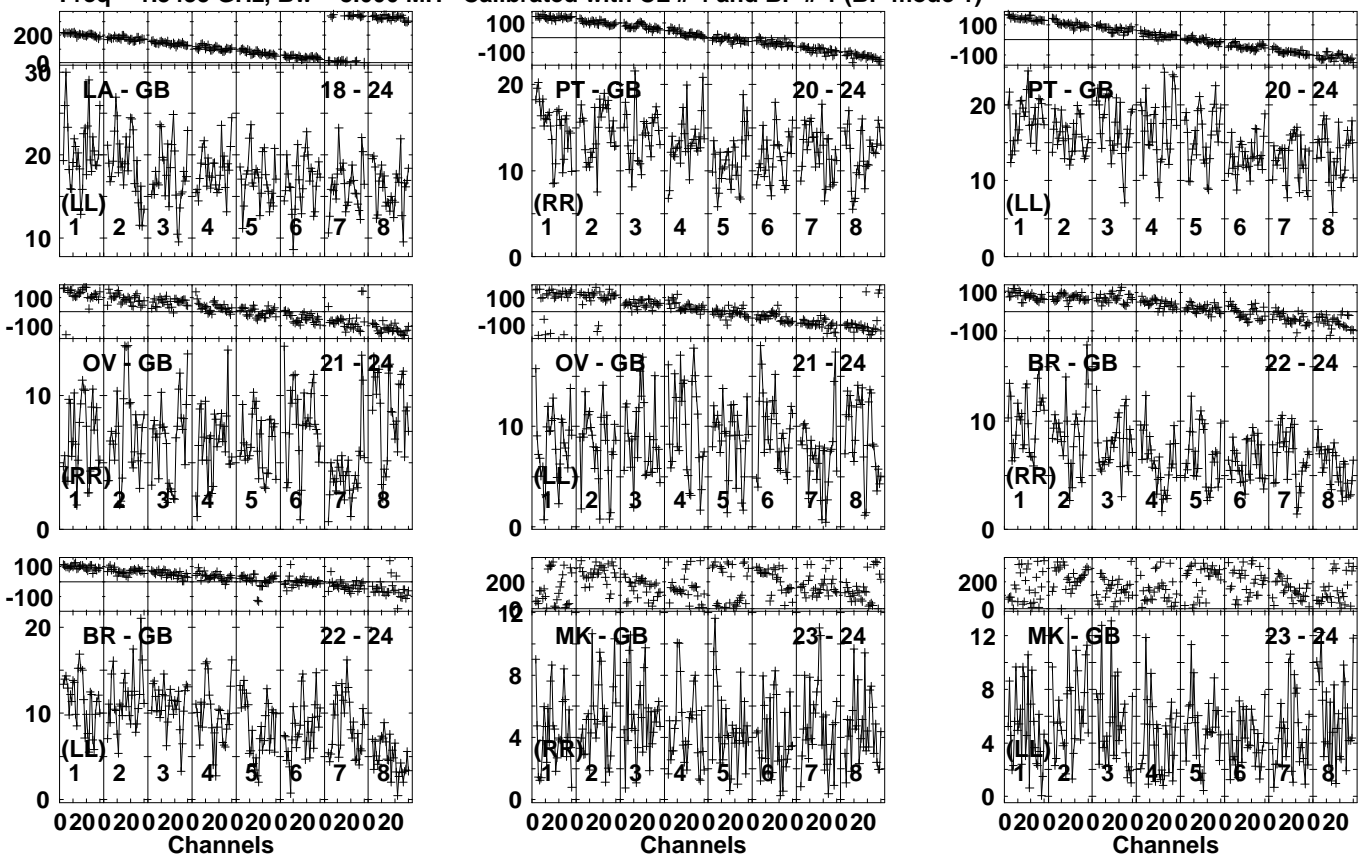


Lower frame: Milli Ampl Jy Top frame: Phas deg
Vector averaged cross-power spectrum Several baselines displayed
Timerange: 00/14:23:11 to 00/14:29:59

Plot file version 666 created 30-AUG-2023 08:48:23

J1100+1002 GM081D 1.UVDATA.1

Freq = 1.3435 GHz, Bw = 8.000 MH Calibrated with CL # 4 and BP # 1 (BP mode 1)

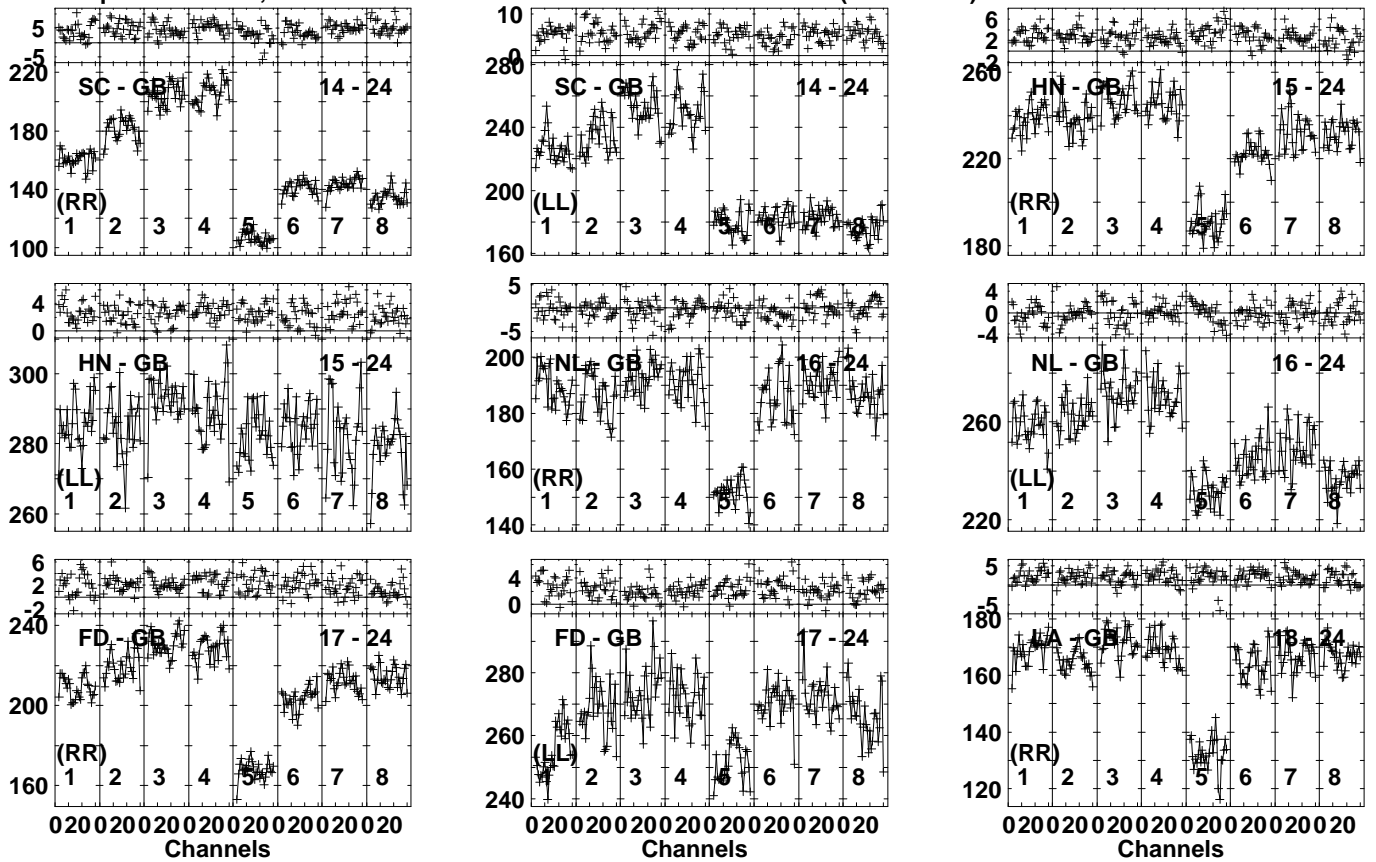


Lower frame: Milli Ampl Jy Top frame: Phas deg
Vector averaged cross-power spectrum Several baselines displayed
Timerange: 00/14:23:11 to 00/14:29:59

Plot file version 667 created 30-AUG-2023 08:48:27

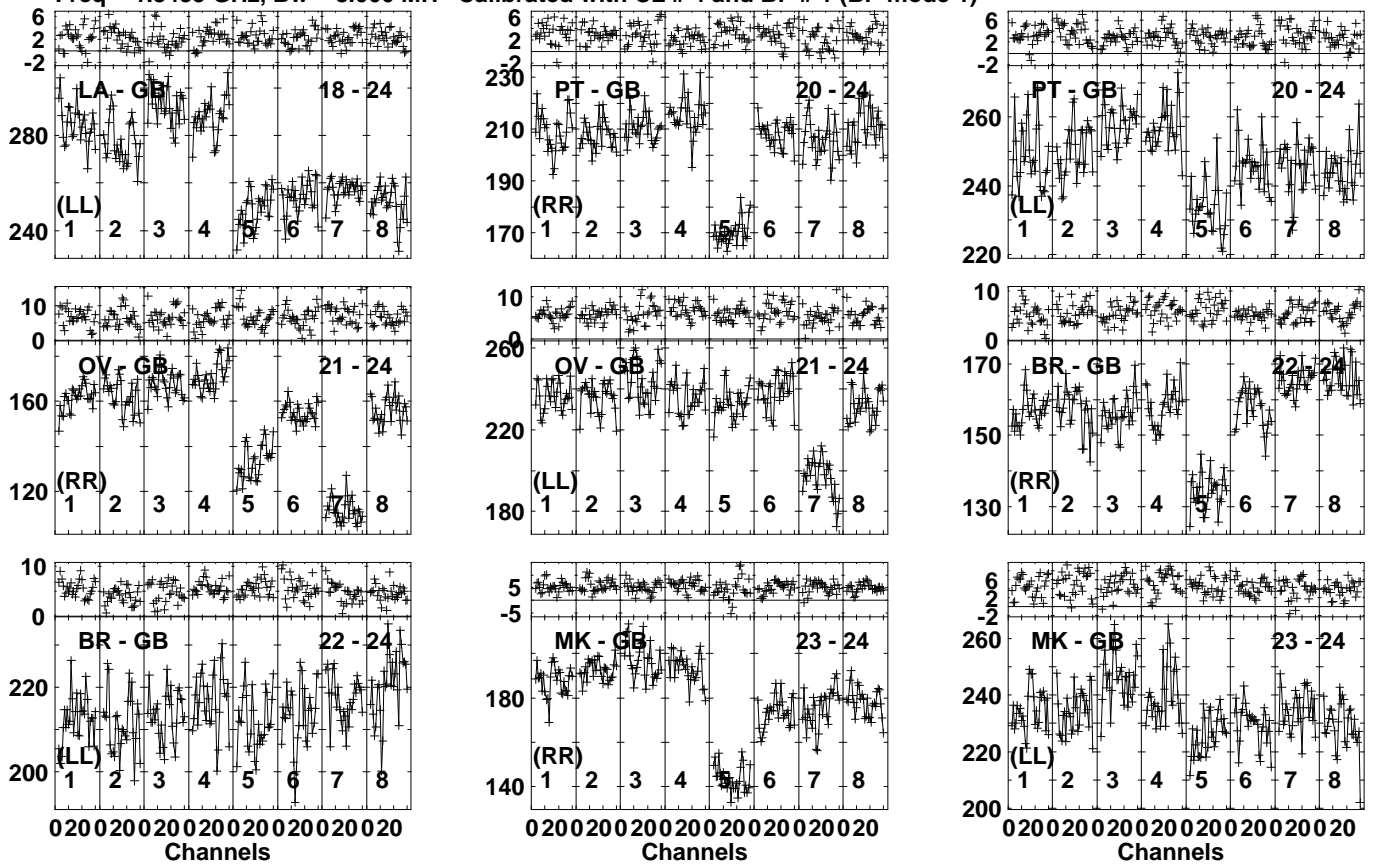
J1103+1158 GM081D 1.UVDATA.1

Freq = 1.3435 GHz, Bw = 8.000 MH Calibrated with CL # 4 and BP # 1 (BP mode 1)



Lower frame: Milli Ampl Jy Top frame: Phas deg
Vector averaged cross-power spectrum Several baselines displayed
Timerange: 00:14:30:31 to 00:14:31:59

Plot file version 668 created 30-AUG-2023 08:48:27
 J1103+1158 GM081D 1.UVDATA.1
 Freq = 1.3435 GHz, Bw = 8.000 MH Calibrated with CL # 4 and BP # 1 (BP mode 1)

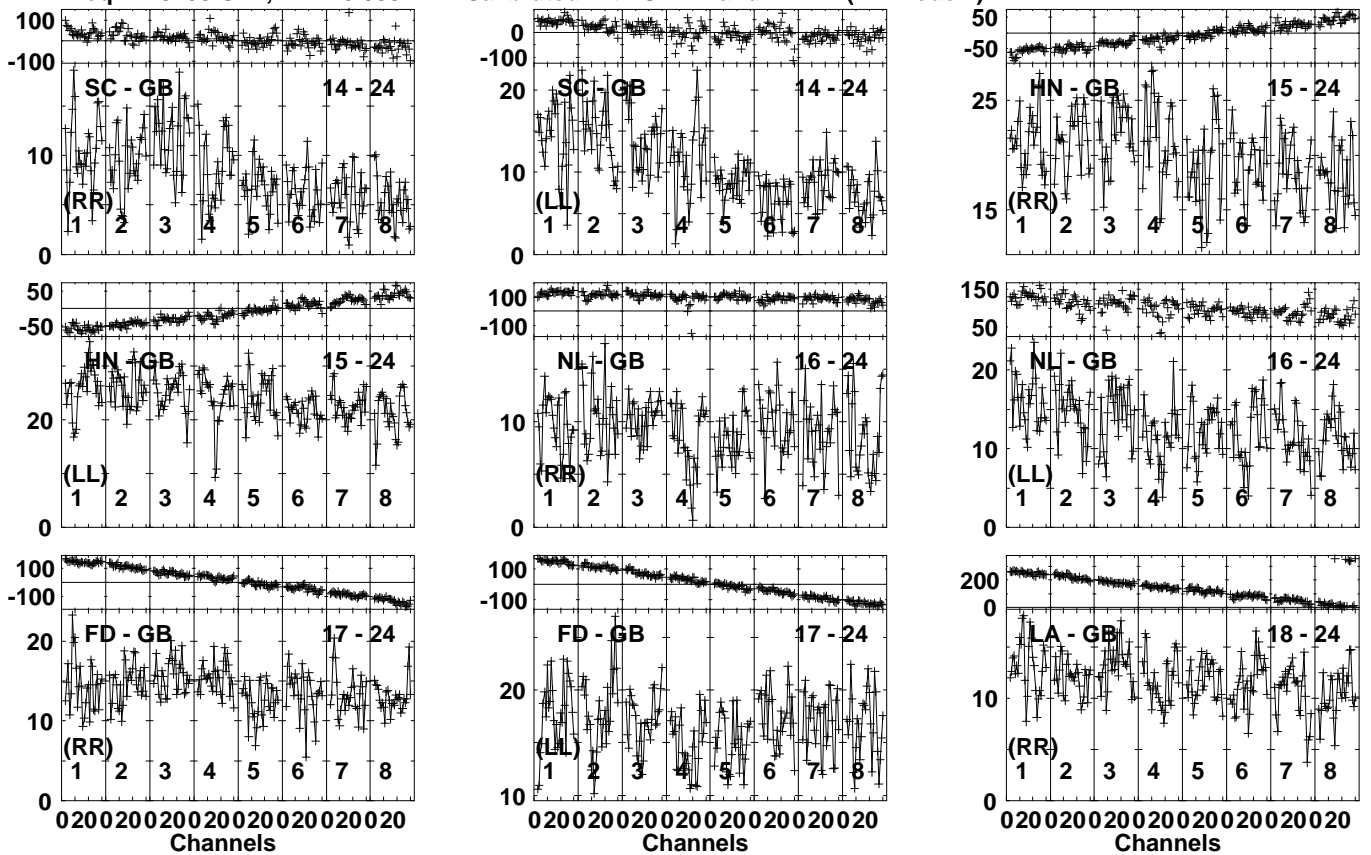


Lower frame: Milli Ampl Jy Top frame: Phas deg
 Vector averaged cross-power spectrum Several baselines displayed
 Timerange: 00/14:30:31 to 00/14:31:59

Plot file version 669 created 30-AUG-2023 08:48:31

J1100+1002 GM081D 1.UVDATA.1

Freq = 1.3435 GHz, Bw = 8.000 MH Calibrated with CL # 4 and BP # 1 (BP mode 1)

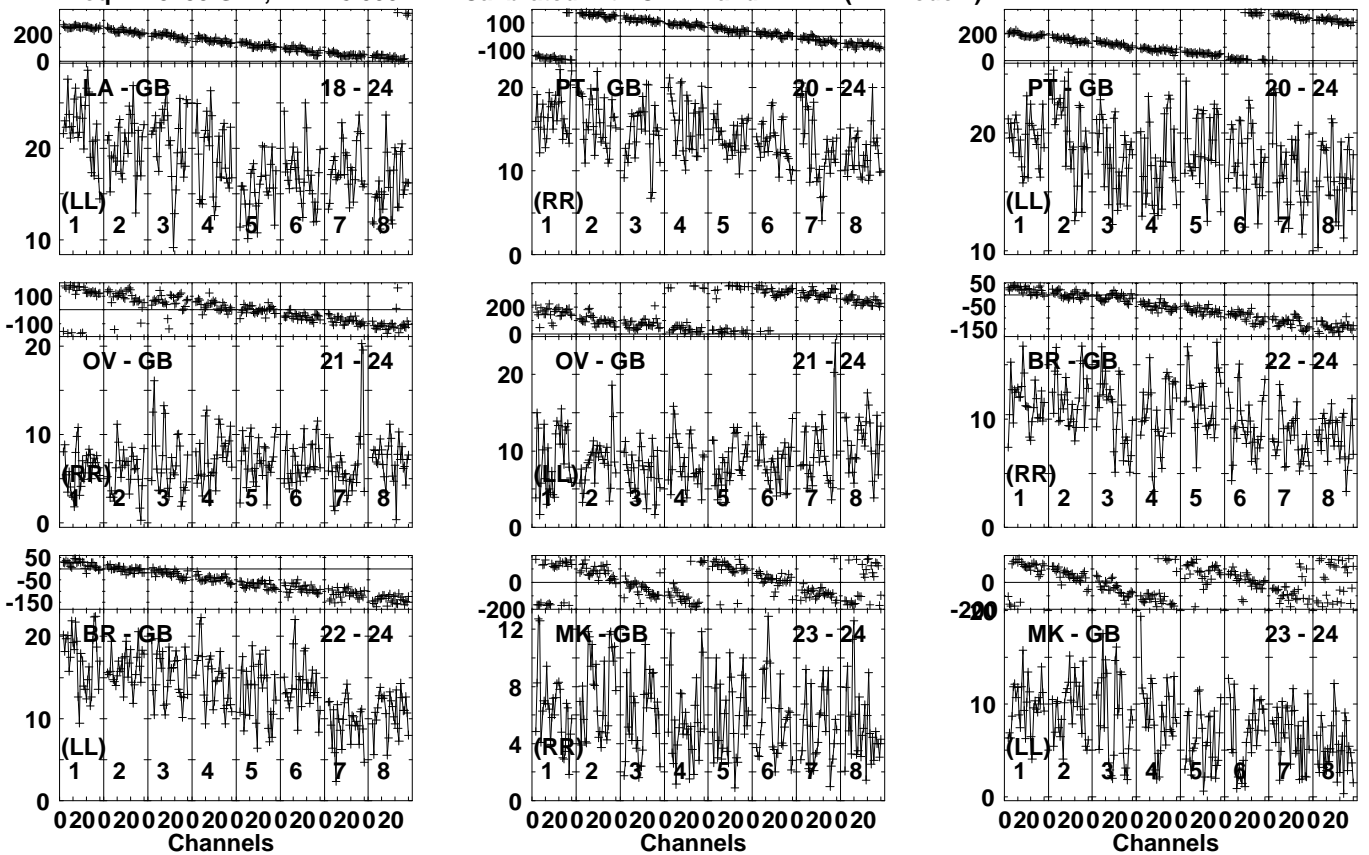


Lower frame: Milli Ampl Jy Top frame: Phas deg
Vector averaged cross-power spectrum Several baselines displayed
Timerange: 00/14:32:11 to 00/14:38:59

Plot file version 670 created 30-AUG-2023 08:48:31

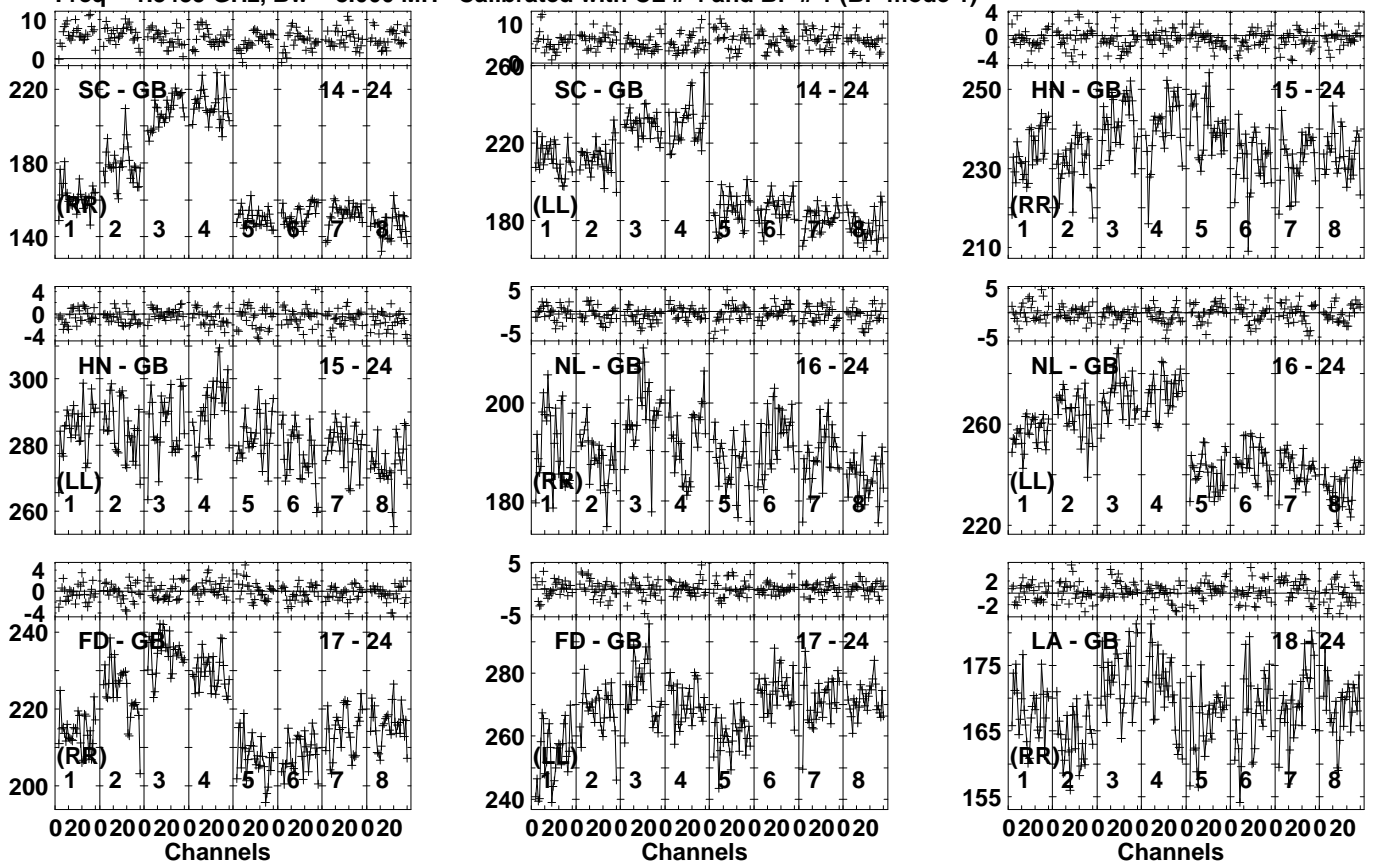
J1100+1002 GM081D 1.UVDATA.1

Freq = 1.3435 GHz, Bw = 8.000 MH Calibrated with CL # 4 and BP # 1 (BP mode 1)



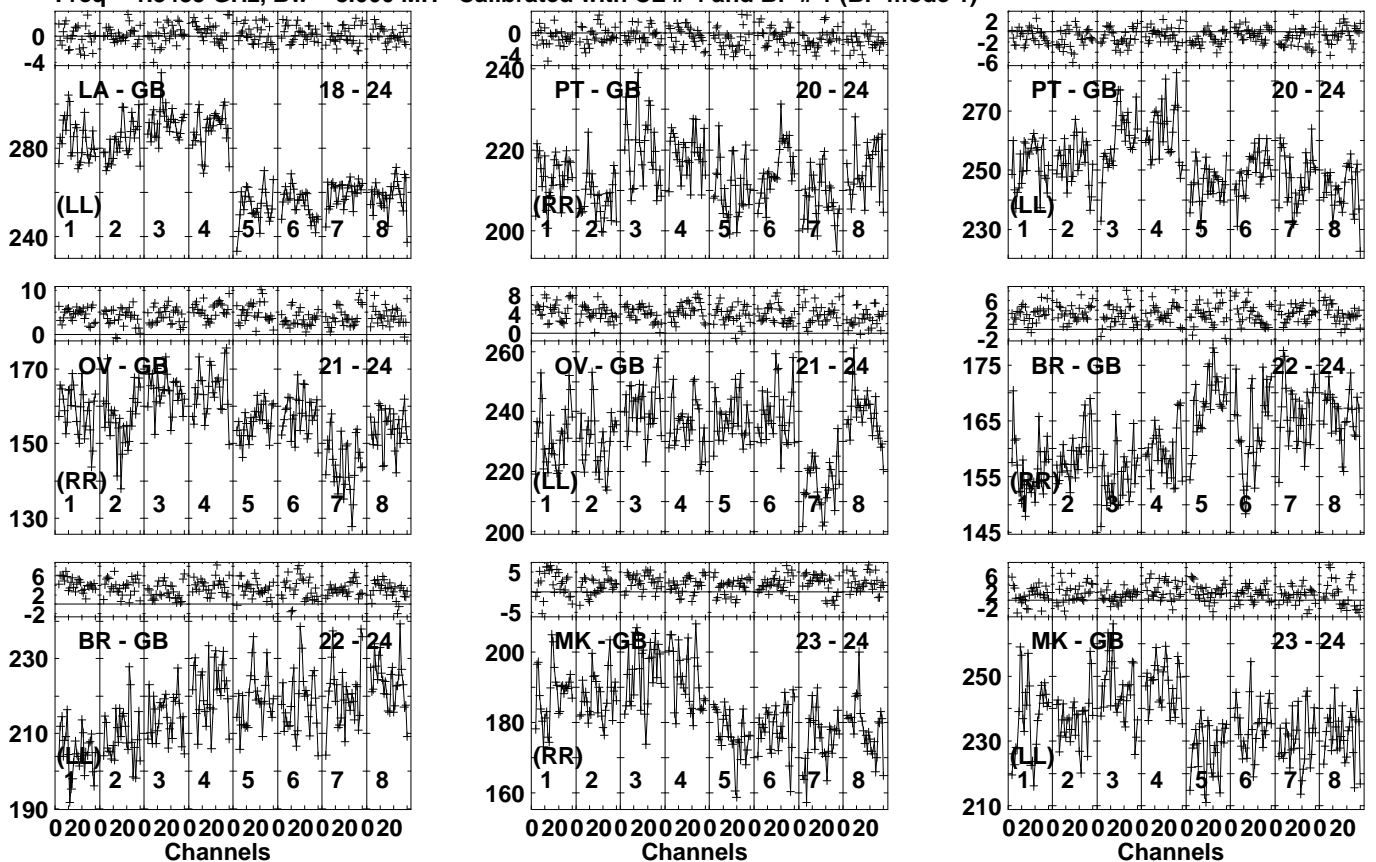
Lower frame: Milli Ampl Jy Top frame: Phas deg
Vector averaged cross-power spectrum Several baselines displayed
Timerange: 00/14:32:11 to 00/14:38:59

Plot file version 671 created 30-AUG-2023 08:48:35
 J1103+1158 GM081D 1.UVDATA.1
 Freq = 1.3435 GHz, Bw = 8.000 MH Calibrated with CL # 4 and BP # 1 (BP mode 1)



Lower frame: Milli Ampl Jy Top frame: Phas deg
 Vector averaged cross-power spectrum Several baselines displayed
 Timerange: 00/14:39:31 to 00/14:40:59

Plot file version 672 created 30-AUG-2023 08:48:35
 J1103+1158 GM081D 1.UVDATA.1
 Freq = 1.3435 GHz, Bw = 8.000 MH Calibrated with CL # 4 and BP # 1 (BP mode 1)

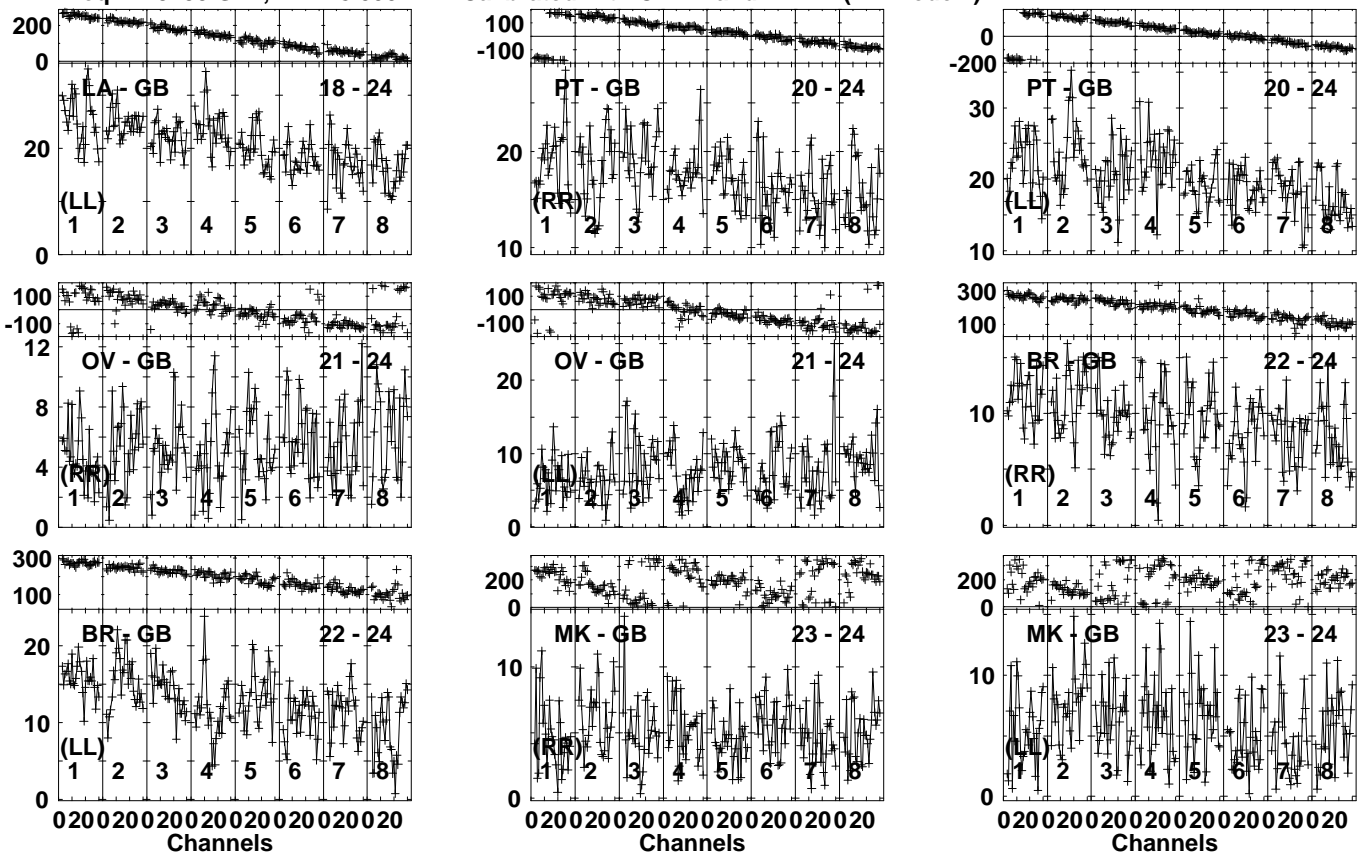


Lower frame: Milli Ampl Jy Top frame: Phas deg
 Vector averaged cross-power spectrum Several baselines displayed
 Timerange: 00/14:39:31 to 00/14:40:59

Plot file version 674 created 30-AUG-2023 08:48:39

J1100+1002 GM081D 1.UVDATA.1

Freq = 1.3435 GHz, Bw = 8.000 MH Calibrated with CL # 4 and BP # 1 (BP mode 1)

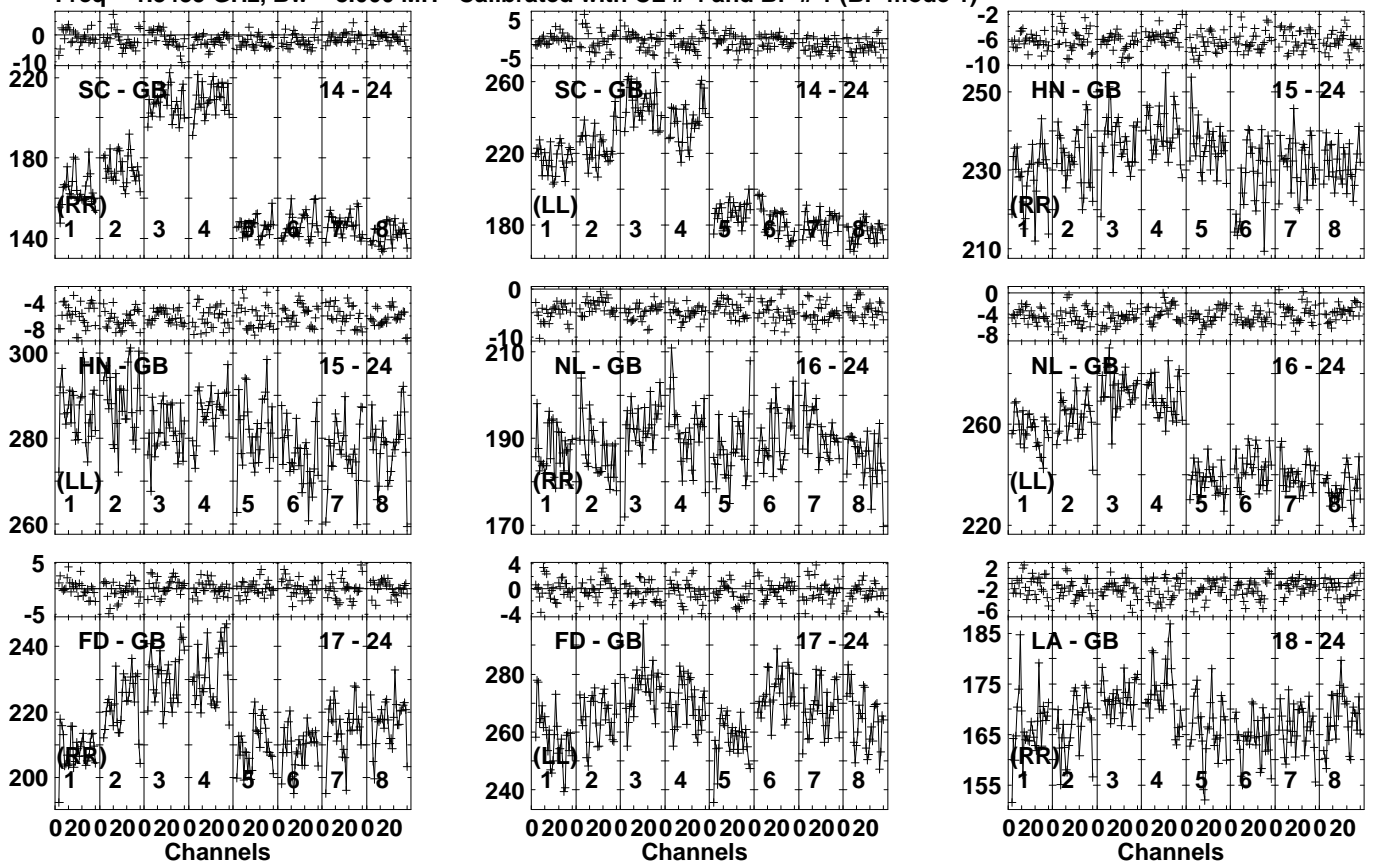


Lower frame: Milli Ampl Jy Top frame: Phas deg
Vector averaged cross-power spectrum Several baselines displayed
Timerange: 00/14:41:11 to 00/14:47:59

Plot file version 675 created 30-AUG-2023 08:48:43

J1103+1158 GM081D 1.UVDATA.1

Freq = 1.3435 GHz, Bw = 8.000 MH Calibrated with CL # 4 and BP # 1 (BP mode 1)

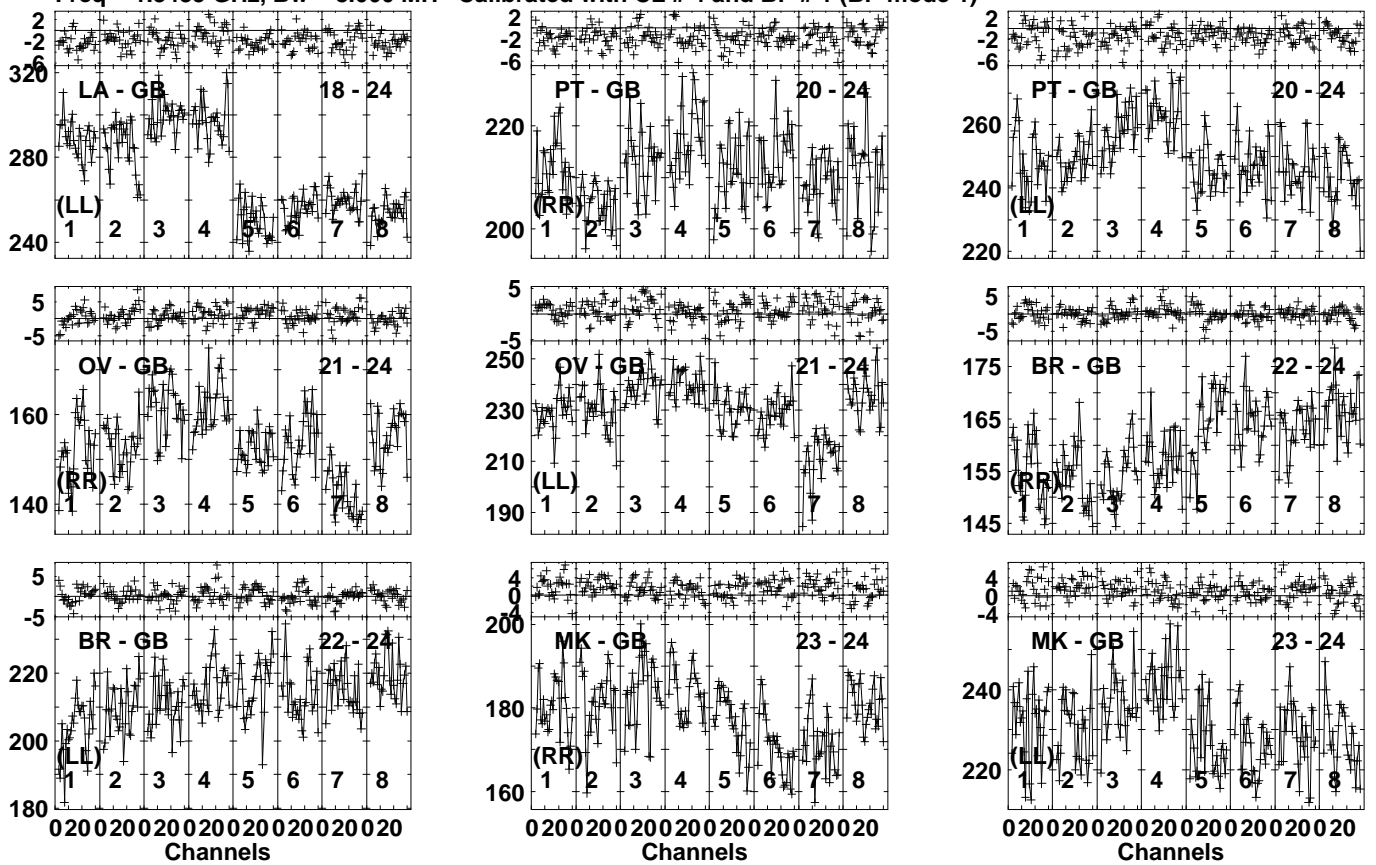


Lower frame: Milli Ampl Jy Top frame: Phas deg
Vector averaged cross-power spectrum Several baselines displayed
Timerange: 00/14:48:31 to 00/14:49:59

Plot file version 676 created 30-AUG-2023 08:48:43

J1103+1158 GM081D 1.UVDATA.1

Freq = 1.3435 GHz, Bw = 8.000 MH Calibrated with CL # 4 and BP # 1 (BP mode 1)

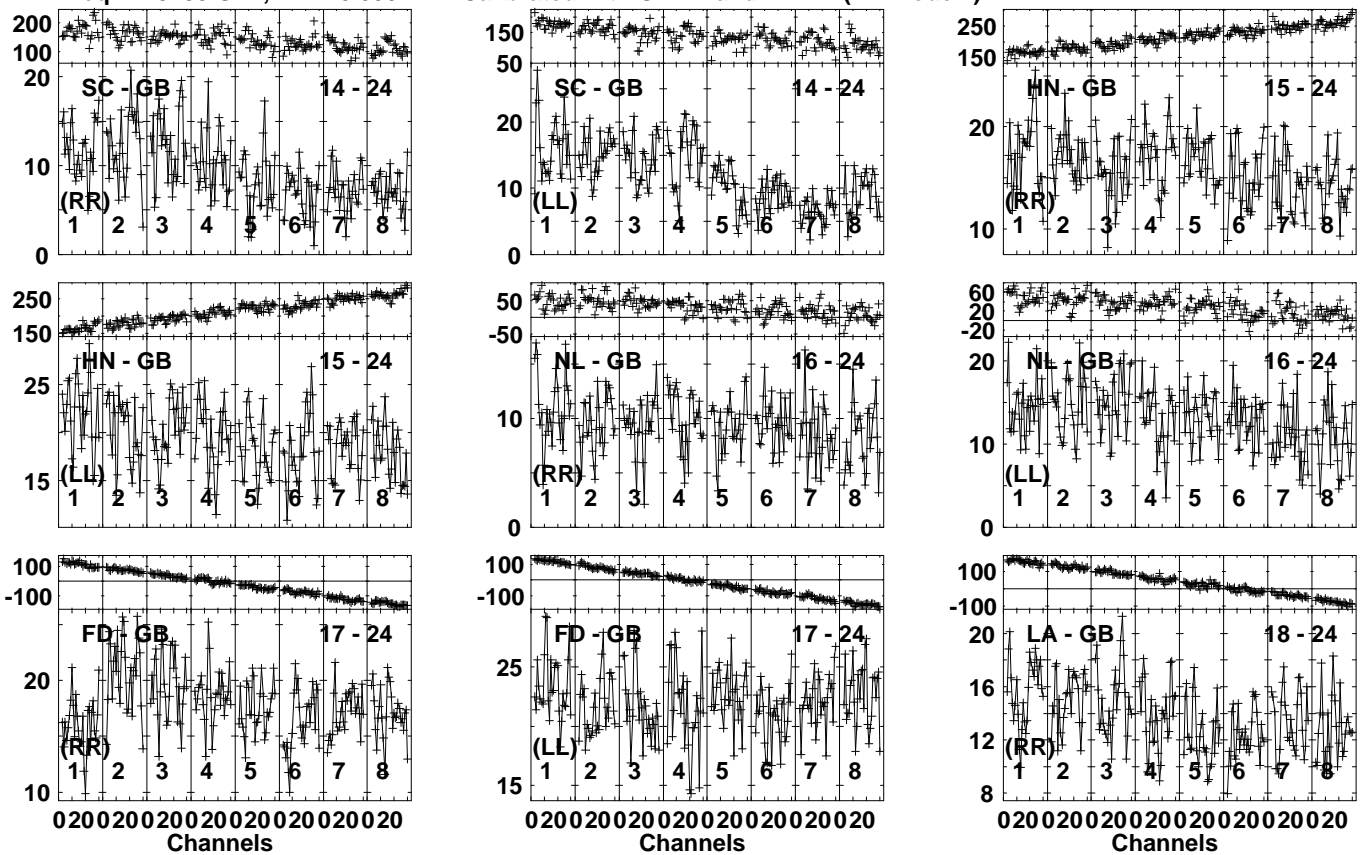


Lower frame: Milli Ampl Jy Top frame: Phas deg
Vector averaged cross-power spectrum Several baselines displayed
Timerange: 00/14:48:31 to 00/14:49:59

Plot file version 677 created 30-AUG-2023 08:48:46

J1100+1002 GM081D 1.UVDATA.1

Freq = 1.3435 GHz, Bw = 8.000 MH Calibrated with CL # 4 and BP # 1 (BP mode 1)

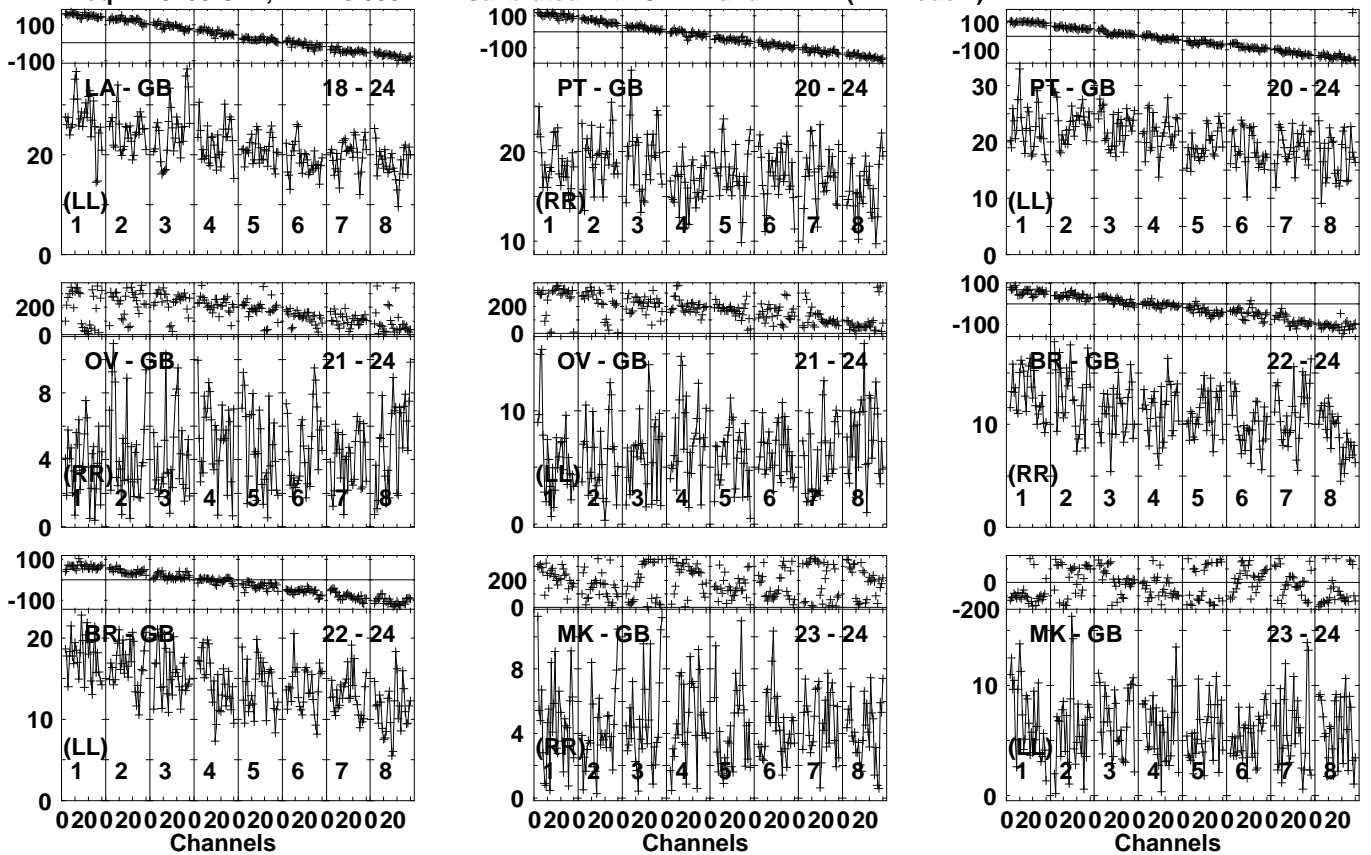


Lower frame: Milli Ampl Jy Top frame: Phas deg
Vector averaged cross-power spectrum Several baselines displayed
Timerange: 00/14:50:11 to 00/14:56:59

Plot file version 678 created 30-AUG-2023 08:48:47

J1100+1002 GM081D 1.UVDATA.1

Freq = 1.3435 GHz, Bw = 8.000 MH Calibrated with CL # 4 and BP # 1 (BP mode 1)

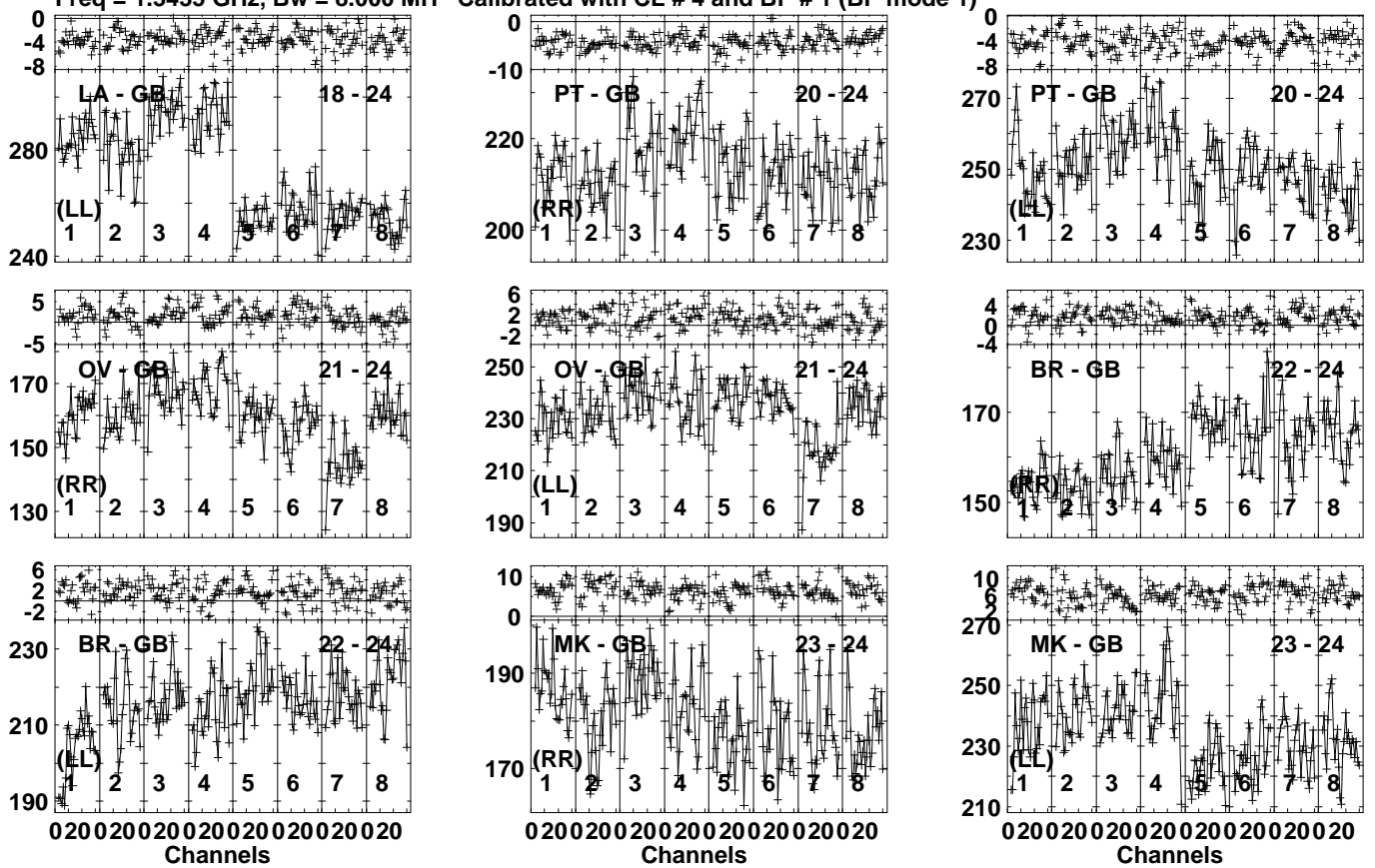


Lower frame: Milli Ampl Jy Top frame: Phas deg
Vector averaged cross-power spectrum Several baselines displayed
Timerange: 00/14:50:11 to 00/14:56:59

Plot file version 680 created 30-AUG-2023 08:48:51

J1103+1158 GM081D 1.UVDATA.1

Freq = 1.3435 GHz, Bw = 8.000 MH Calibrated with CL # 4 and BP # 1 (BP mode 1)

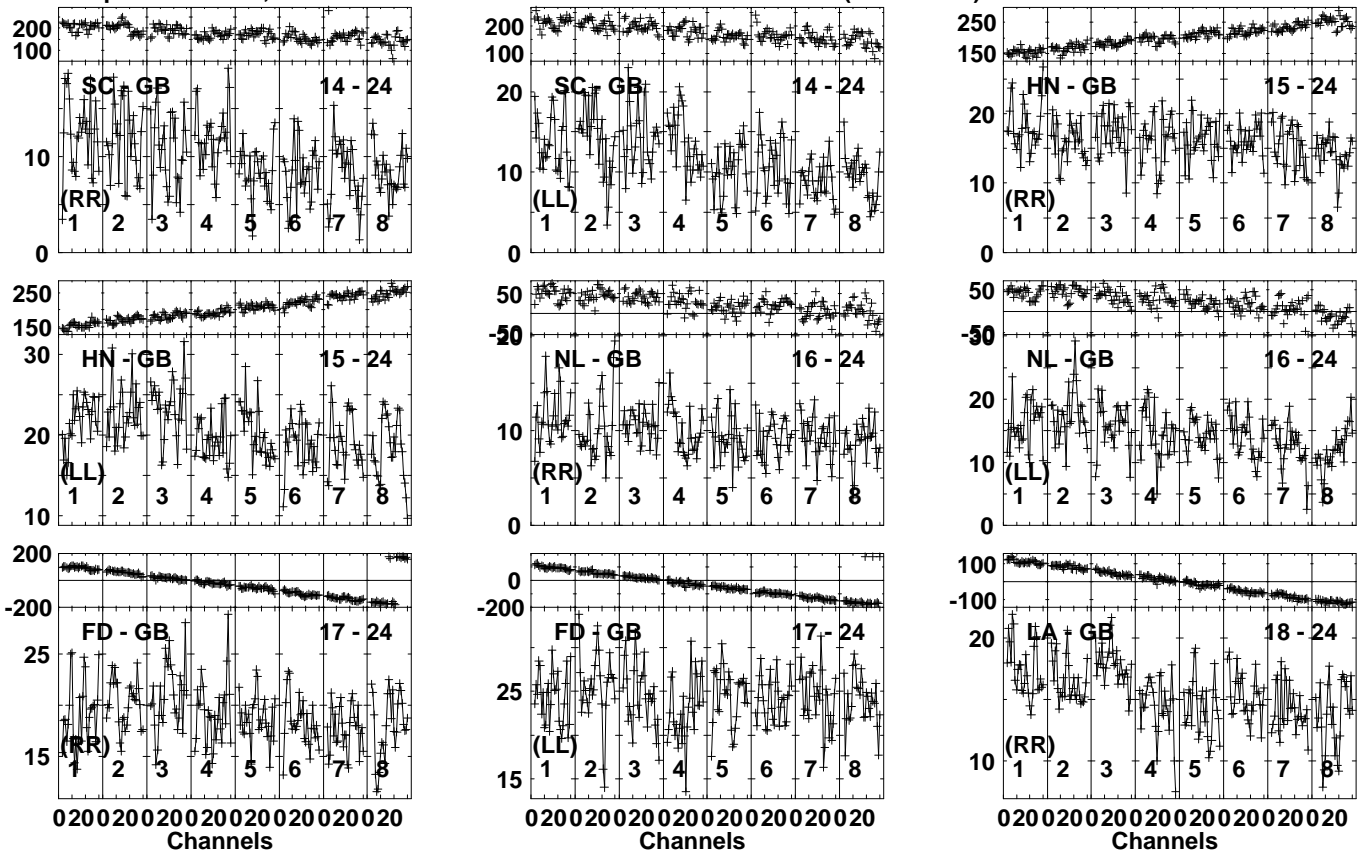


Lower frame: Milli Ampl Jy Top frame: Phas deg
Vector averaged cross-power spectrum Several baselines displayed
Timerange: 00/14:57:31 to 00/14:58:59

Plot file version 681 created 30-AUG-2023 08:48:54

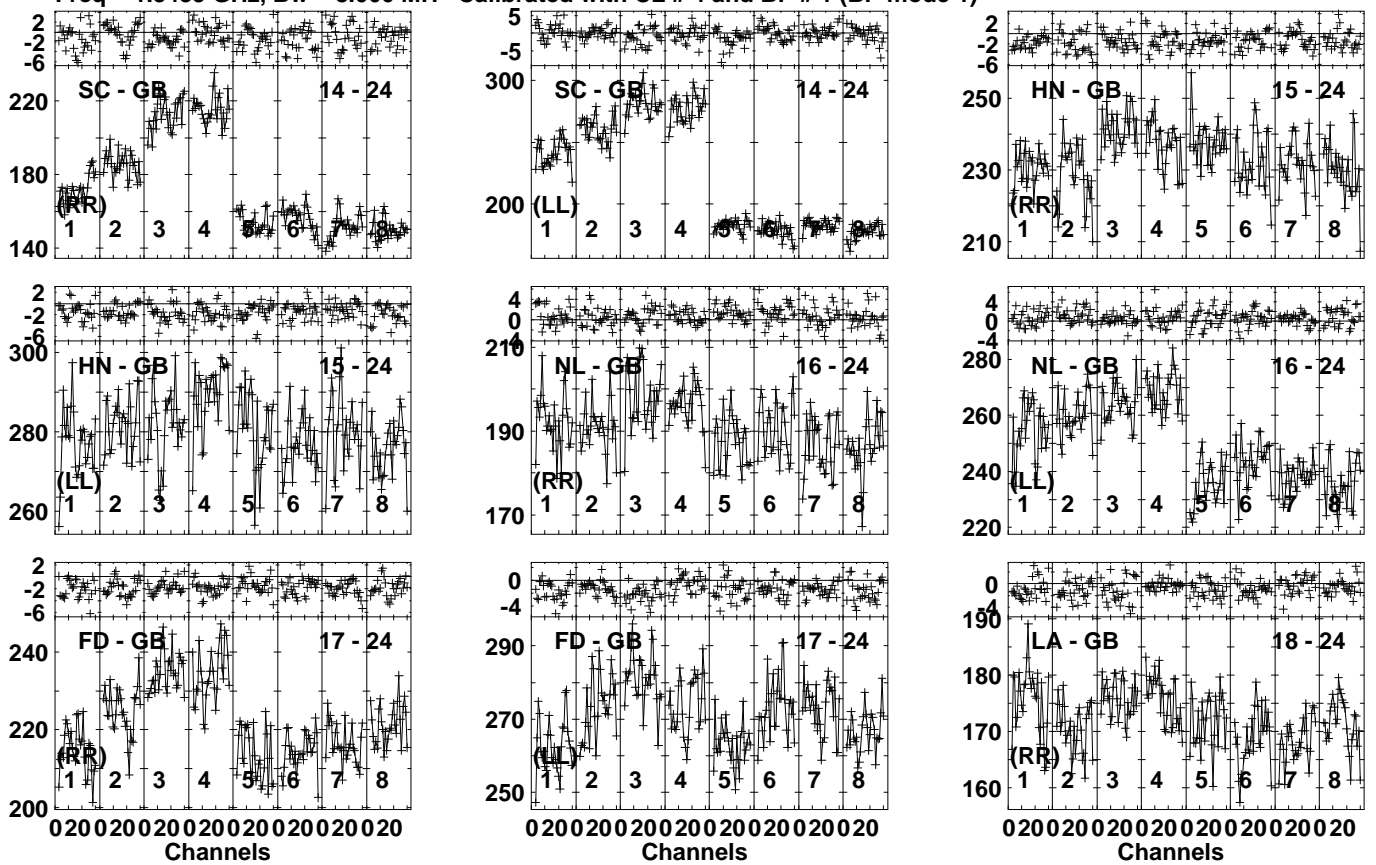
J1100+1002 GM081D 1.UVDATA.1

Freq = 1.3435 GHz, Bw = 8.000 MH Calibrated with CL # 4 and BP # 1 (BP mode 1)



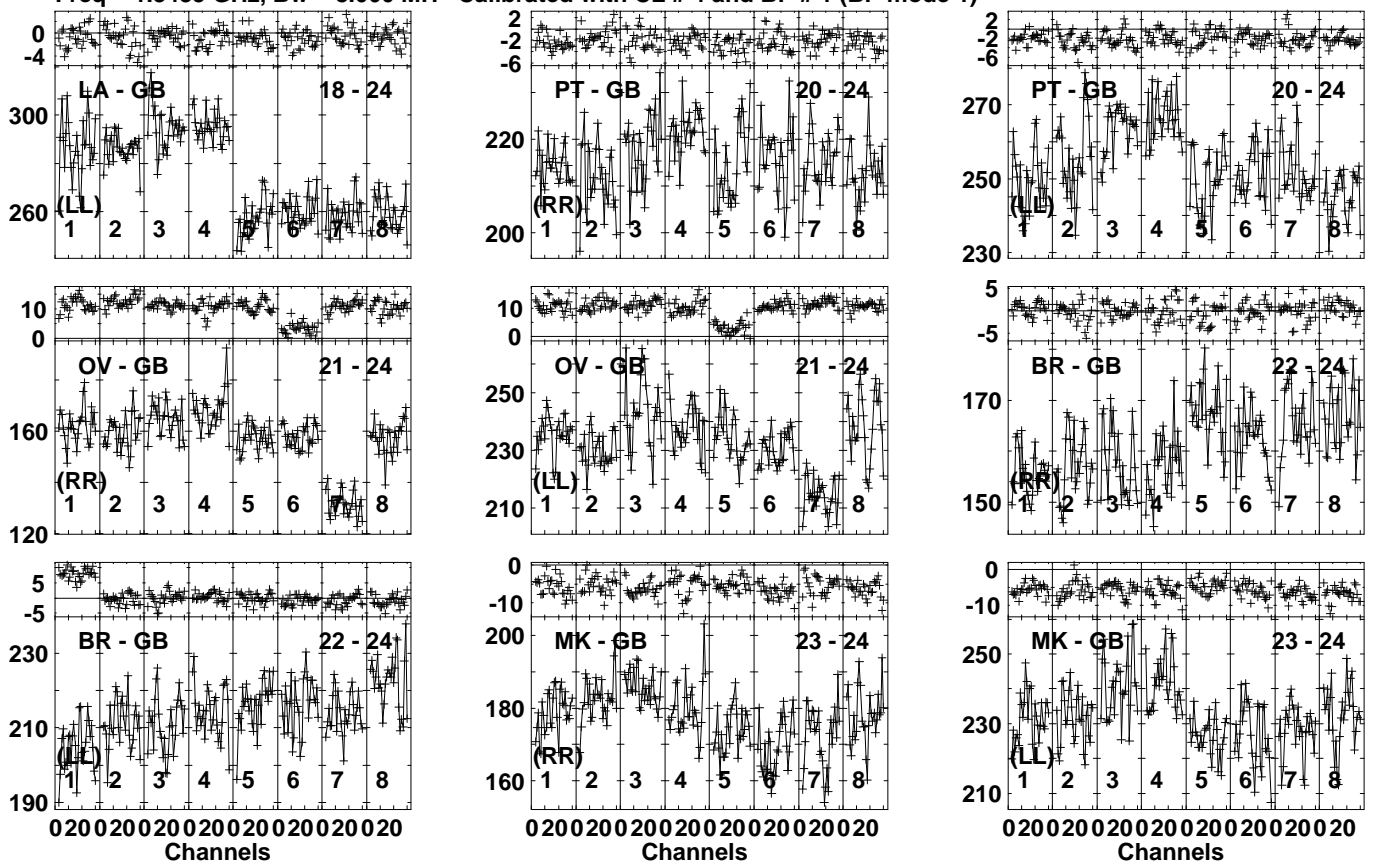
Lower frame: Milli Ampl Jy Top frame: Phas deg
Vector averaged cross-power spectrum Several baselines displayed
Timerange: 00/14:59:11 to 00/15:05:59

Plot file version 683 created 30-AUG-2023 08:48:59
 J1103+1158 GM081D 1.UVDATA.1
 Freq = 1.3435 GHz, Bw = 8.000 MH Calibrated with CL # 4 and BP # 1 (BP mode 1)



Lower frame: Milli Ampl Jy Top frame: Phas deg
 Vector averaged cross-power spectrum Several baselines displayed
 Timerange: 00/15:06:31 to 00/15:07:59

Plot file version 684 created 30-AUG-2023 08:48:59
 J1103+1158 GM081D 1.UVDATA.1
 Freq = 1.3435 GHz, Bw = 8.000 MH Calibrated with CL # 4 and BP # 1 (BP mode 1)

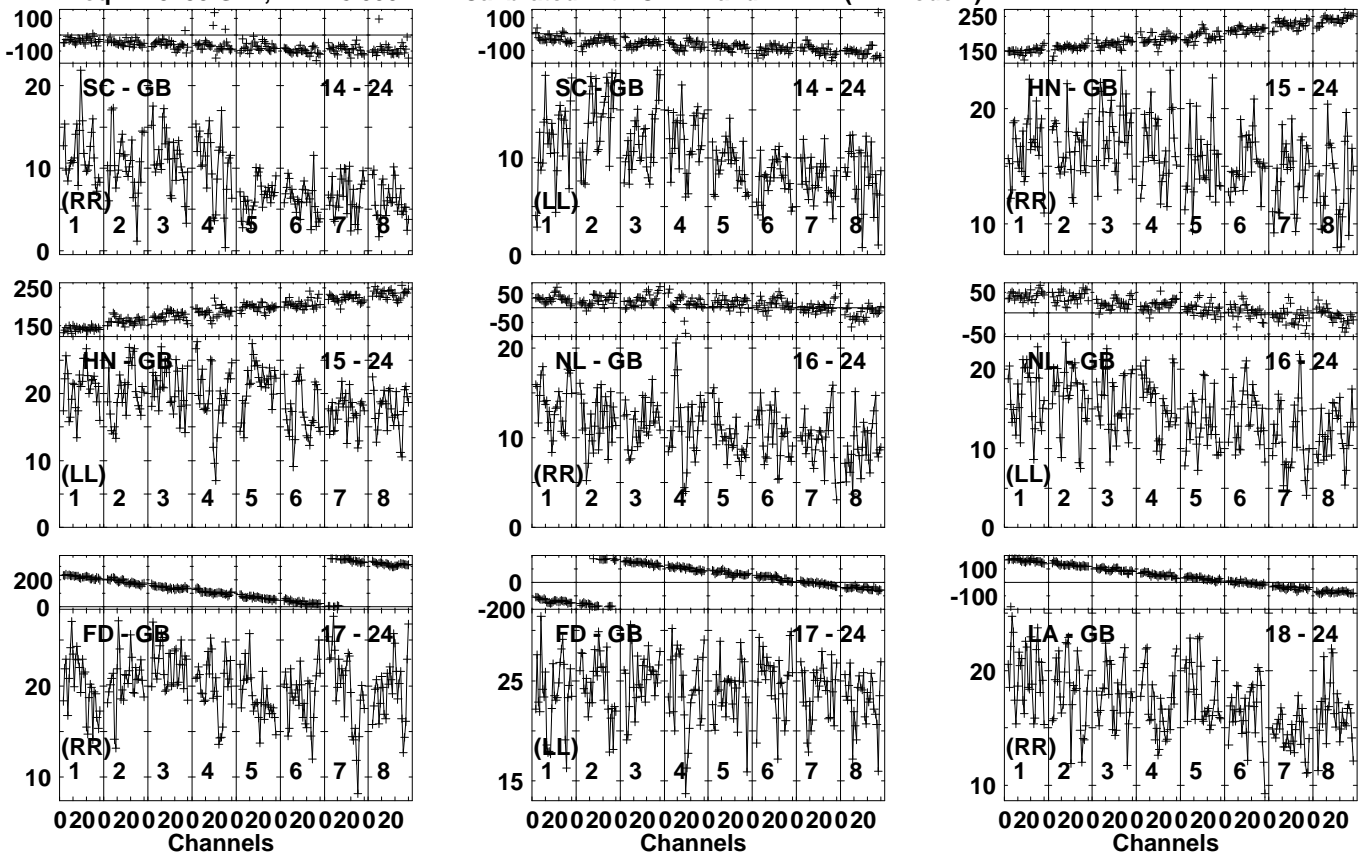


Lower frame: Milli Ampl Jy Top frame: Phas deg
 Vector averaged cross-power spectrum Several baselines displayed
 Timerange: 00/15:06:31 to 00/15:07:59

Plot file version 685 created 30-AUG-2023 08:49:03

J1100+1002 GM081D 1.UVDATA.1

Freq = 1.3435 GHz, Bw = 8.000 MH Calibrated with CL # 4 and BP # 1 (BP mode 1)

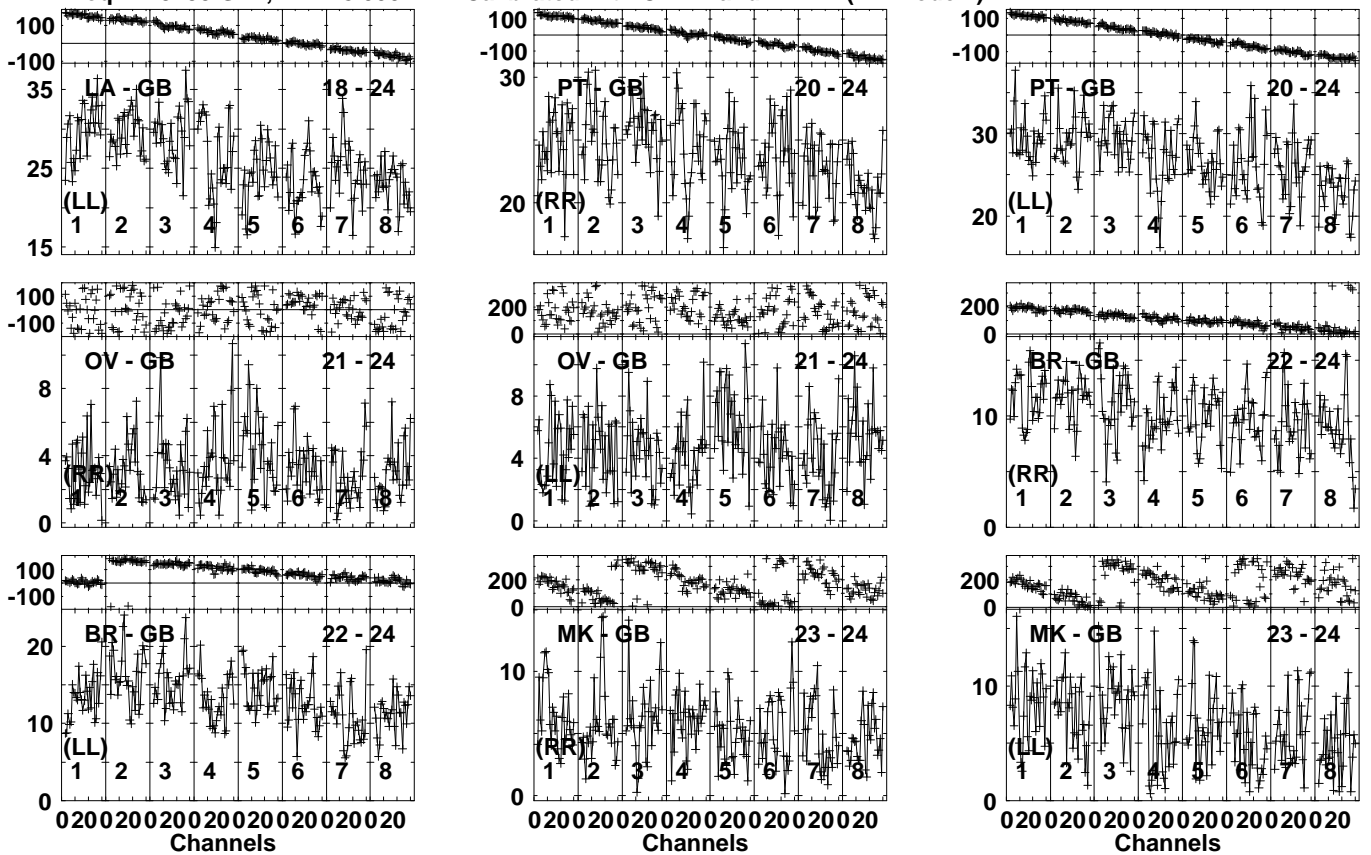


Lower frame: Milli Ampl Jy Top frame: Phas deg
Vector averaged cross-power spectrum Several baselines displayed
Timerange: 00/15:08:11 to 00/15:14:59

Plot file version 686 created 30-AUG-2023 08:49:03

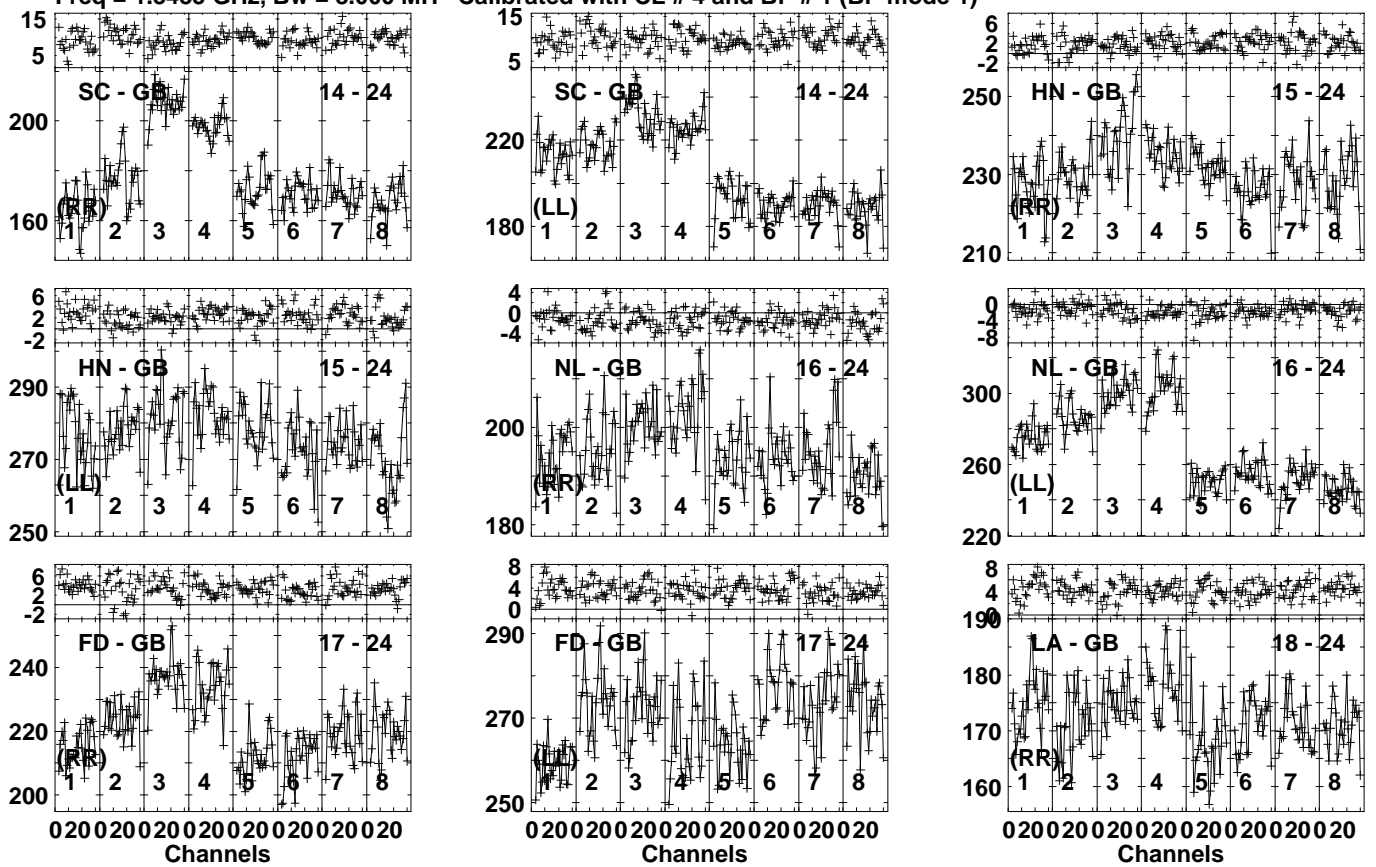
J1100+1002 GM081D 1.UVDATA.1

Freq = 1.3435 GHz, Bw = 8.000 MH Calibrated with CL # 4 and BP # 1 (BP mode 1)



Lower frame: Milli Ampl Jy Top frame: Phas deg
Vector averaged cross-power spectrum Several baselines displayed
Timerange: 00/15:08:11 to 00/15:14:59

Plot file version 687 created 30-AUG-2023 08:49:07
 J1103+1158 GM081D 1.UVDATA.1
 Freq = 1.3435 GHz, Bw = 8.000 MH Calibrated with CL # 4 and BP # 1 (BP mode 1)

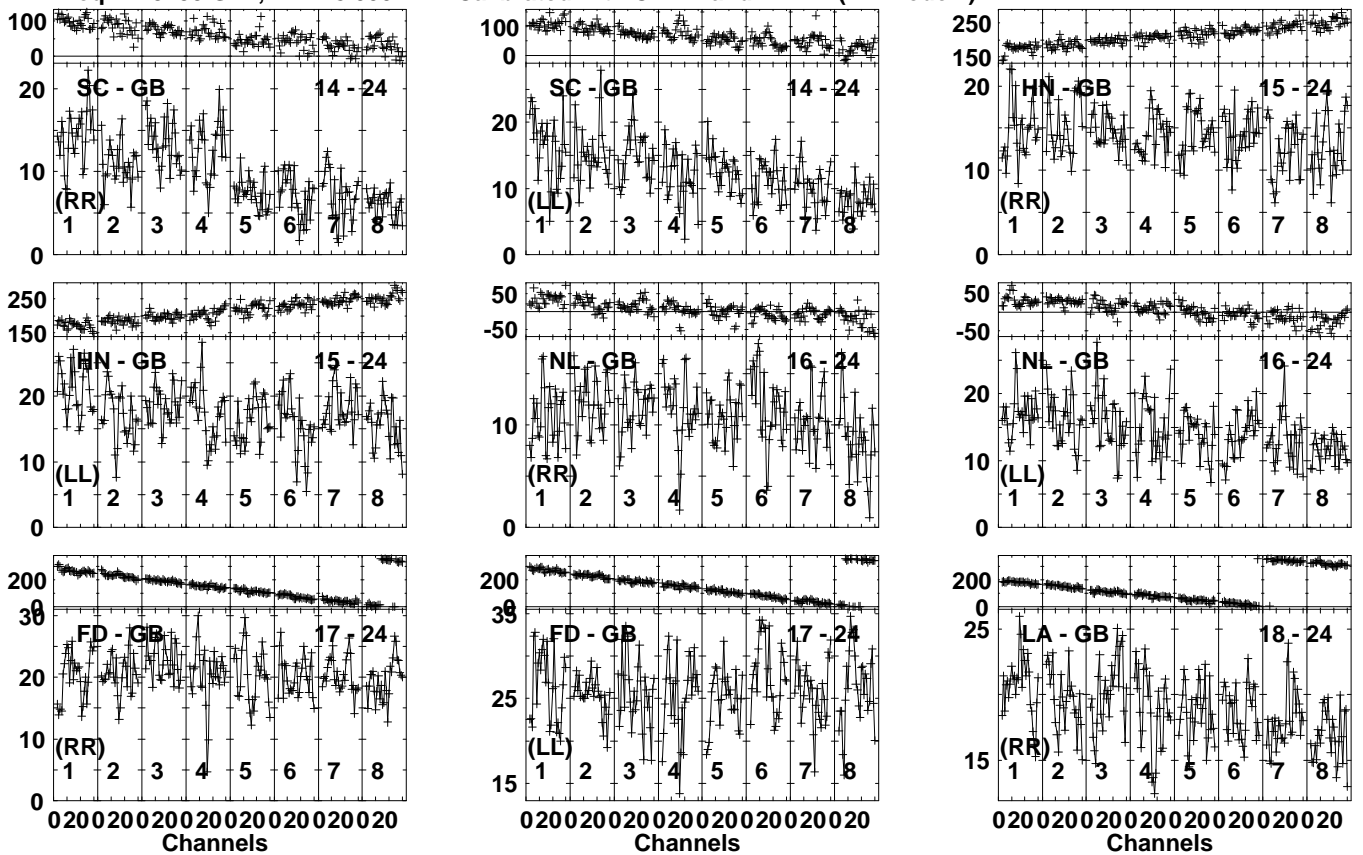


Lower frame: Milli Ampl Jy Top frame: Phas deg
 Vector averaged cross-power spectrum Several baselines displayed
 Timerange: 00/15:15:31 to 00/15:16:59

Plot file version 689 created 30-AUG-2023 08:49:11

J1100+1002 GM081D 1.UVDATA.1

Freq = 1.3435 GHz, Bw = 8.000 MH Calibrated with CL # 4 and BP # 1 (BP mode 1)

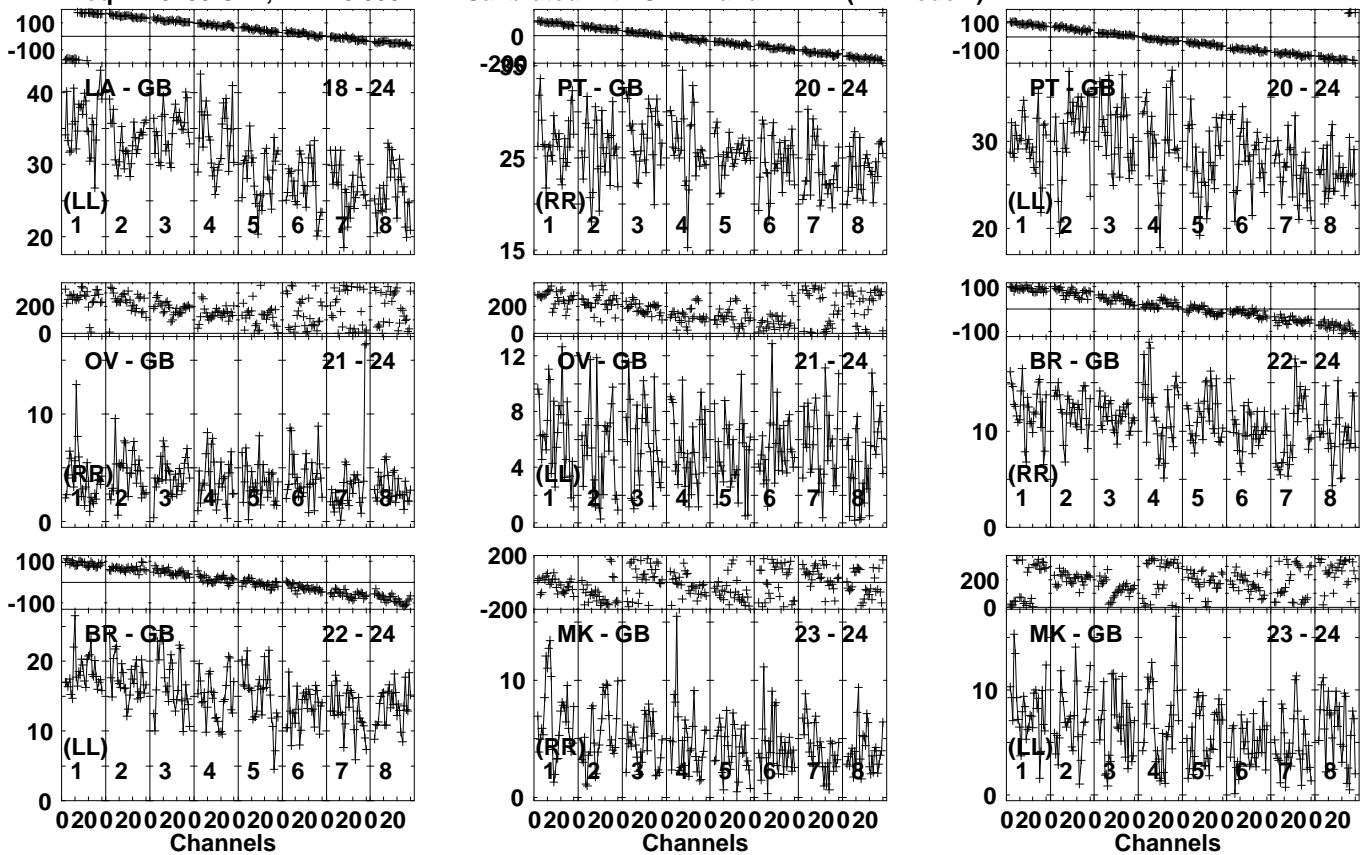


Lower frame: Milli Ampl Jy Top frame: Phas deg
Vector averaged cross-power spectrum Several baselines displayed
Timerange: 00/15:17:11 to 00/15:23:59

Plot file version 690 created 30-AUG-2023 08:49:11

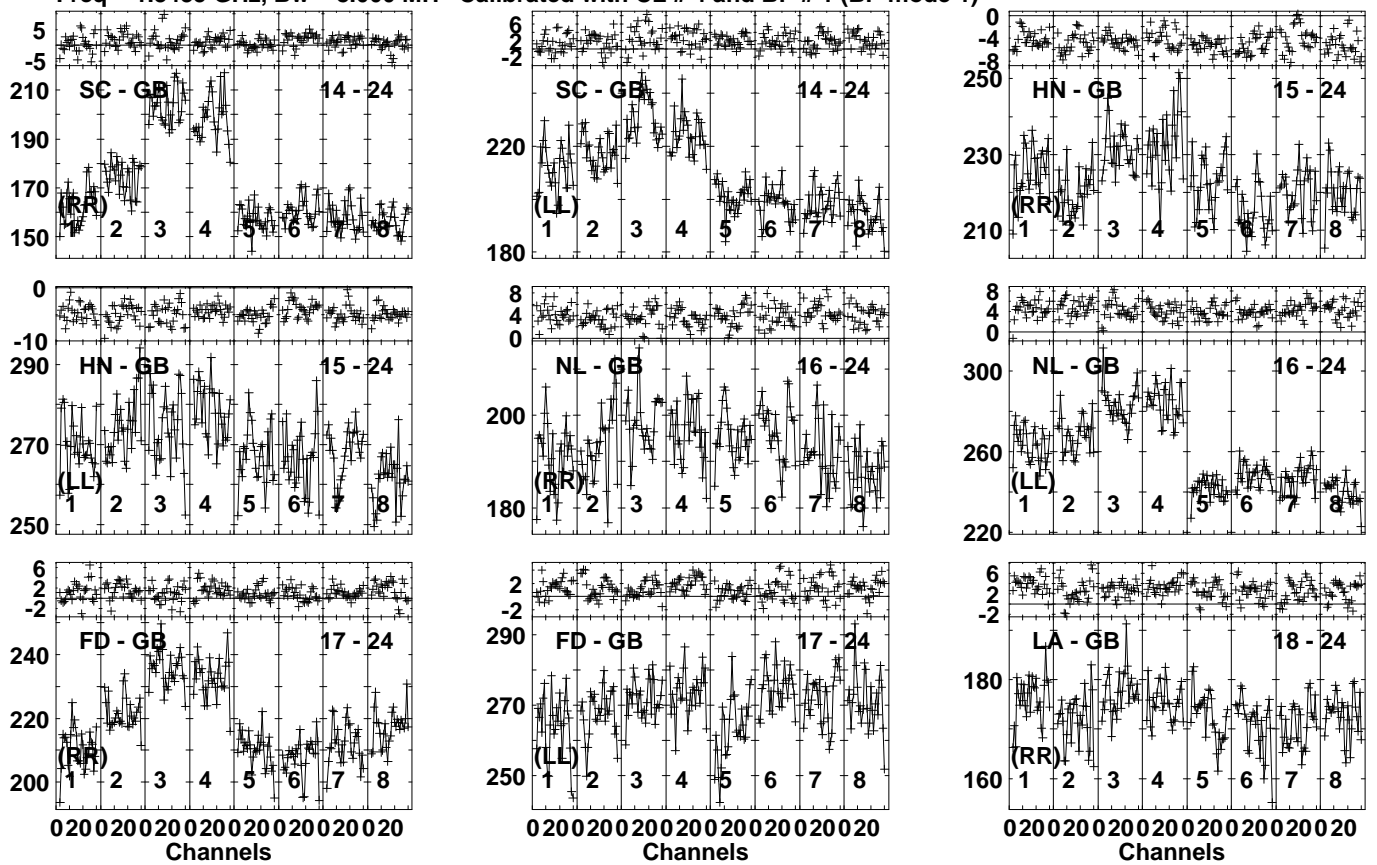
J1100+1002 GM081D 1.UVDATA.1

Freq = 1.3435 GHz, Bw = 8.000 MH Calibrated with CL # 4 and BP # 1 (BP mode 1)



Lower frame: Milli Ampl Jy Top frame: Phas deg
Vector averaged cross-power spectrum Several baselines displayed
Timerange: 00/15:17:11 to 00/15:23:59

Plot file version 691 created 30-AUG-2023 08:49:15
 J1103+1158 GM081D 1.UVDATA.1
 Freq = 1.3435 GHz, Bw = 8.000 MH Calibrated with CL # 4 and BP # 1 (BP mode 1)

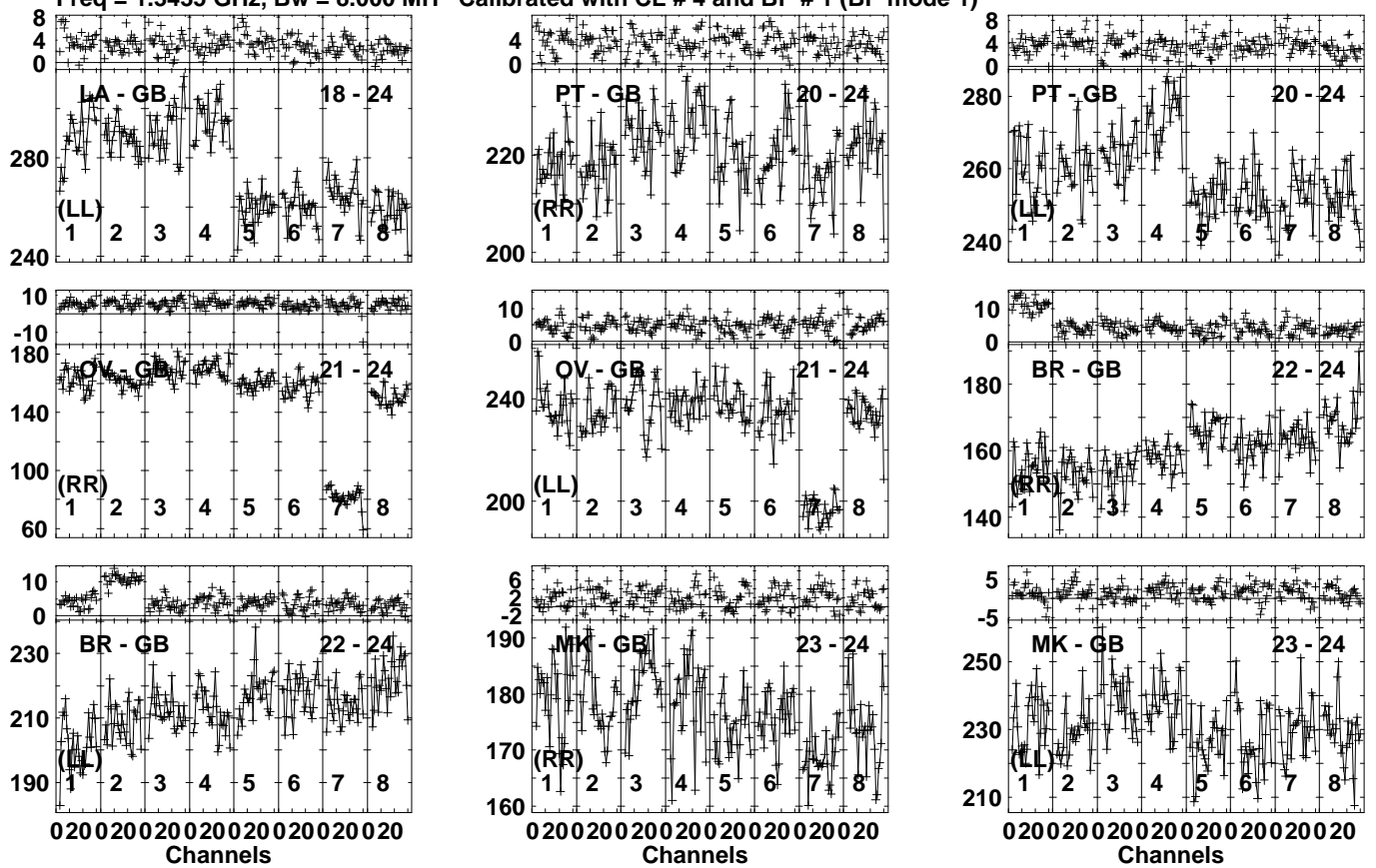


Lower frame: Milli Ampl Jy Top frame: Phas deg
 Vector averaged cross-power spectrum Several baselines displayed
 Timerange: 00/15:24:31 to 00/15:25:59

Plot file version 692 created 30-AUG-2023 08:49:15

J1103+1158 GM081D 1.UVDATA.1

Freq = 1.3435 GHz, Bw = 8.000 MH Calibrated with CL # 4 and BP # 1 (BP mode 1)

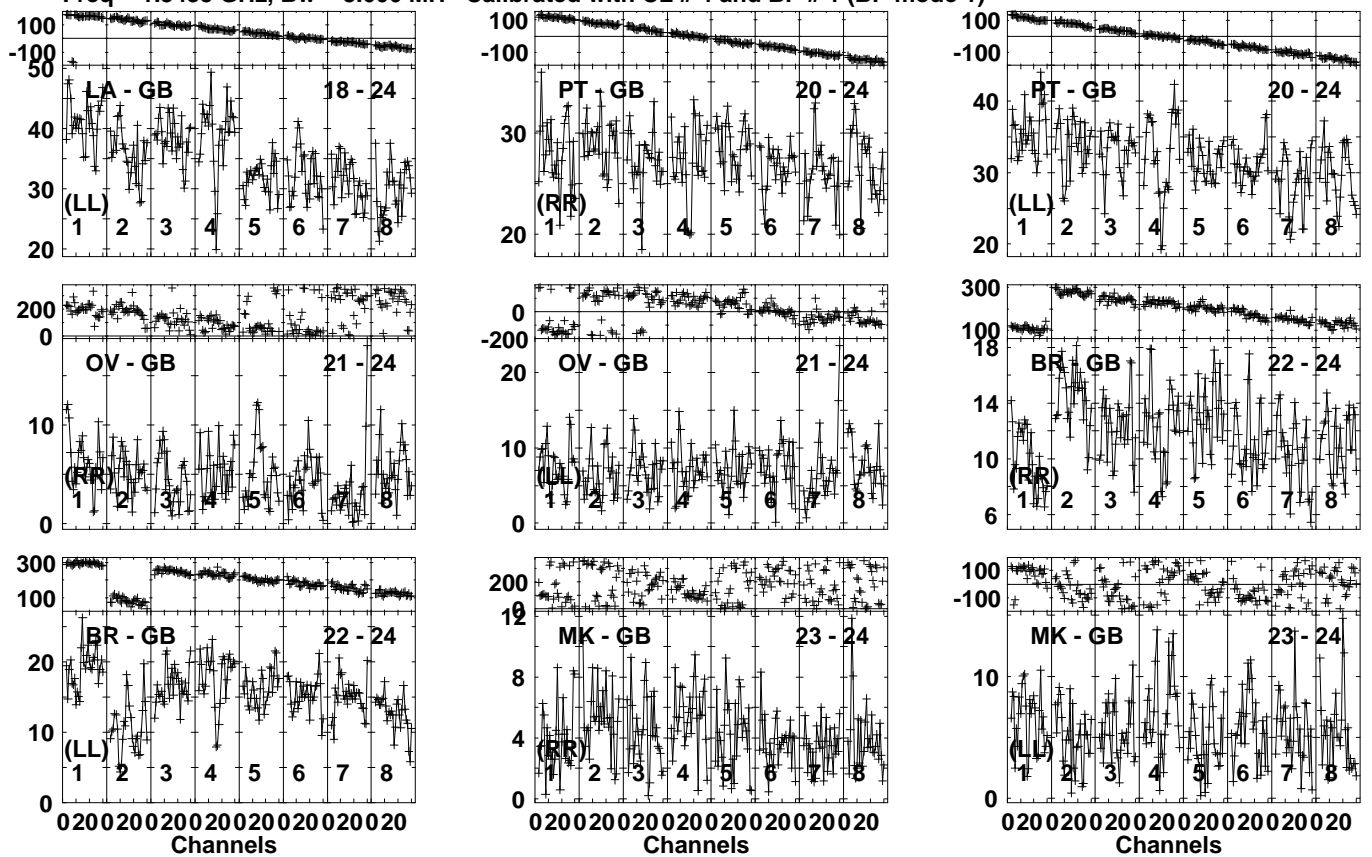


Lower frame: Milli Ampl Jy Top frame: Phas deg
 Vector averaged cross-power spectrum Several baselines displayed
 Timerange: 00/15:24:31 to 00/15:25:59

Plot file version 694 created 30-AUG-2023 08:49:19

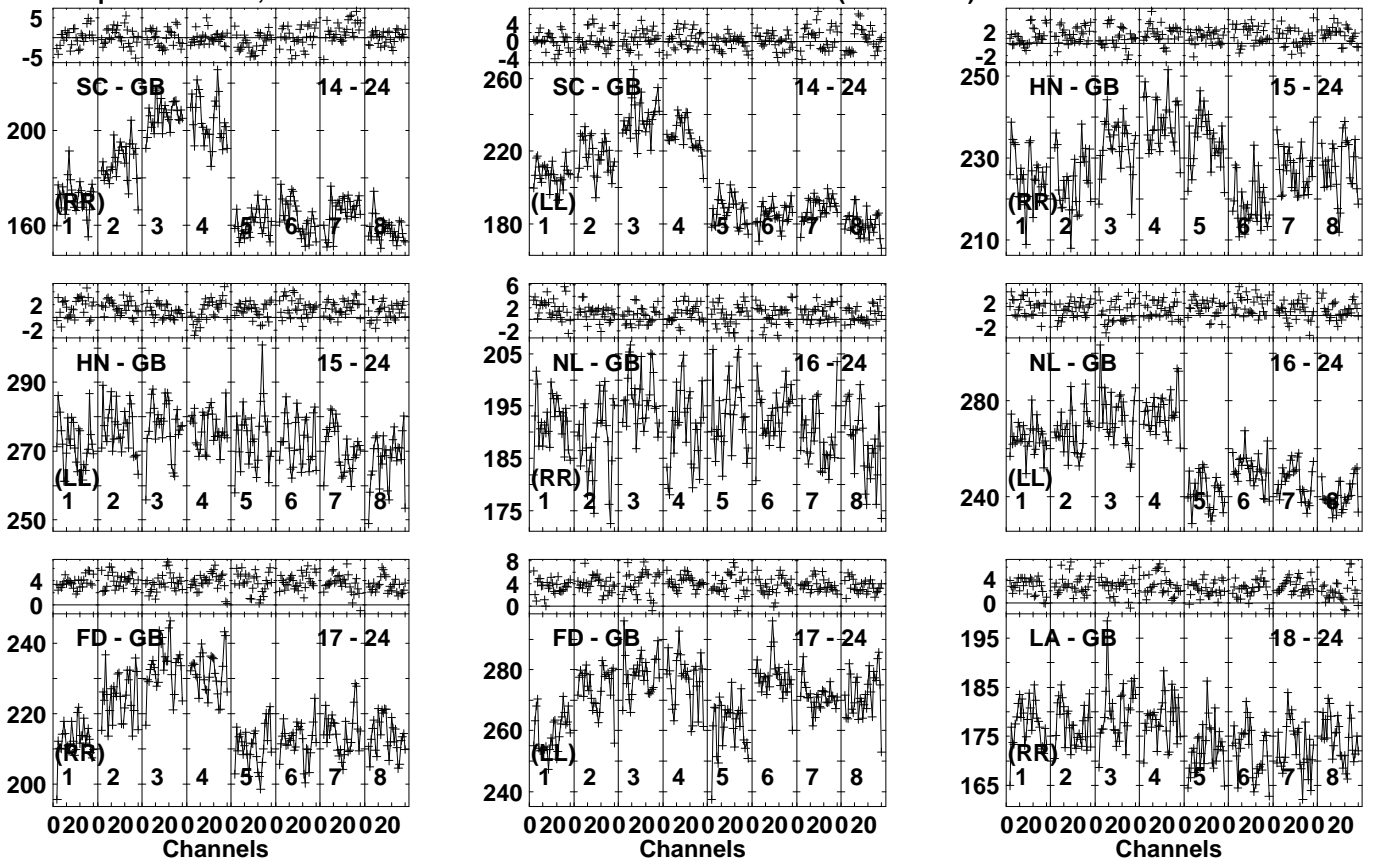
J1100+1002 GM081D 1.UVDATA.1

Freq = 1.3435 GHz, Bw = 8.000 MH Calibrated with CL # 4 and BP # 1 (BP mode 1)



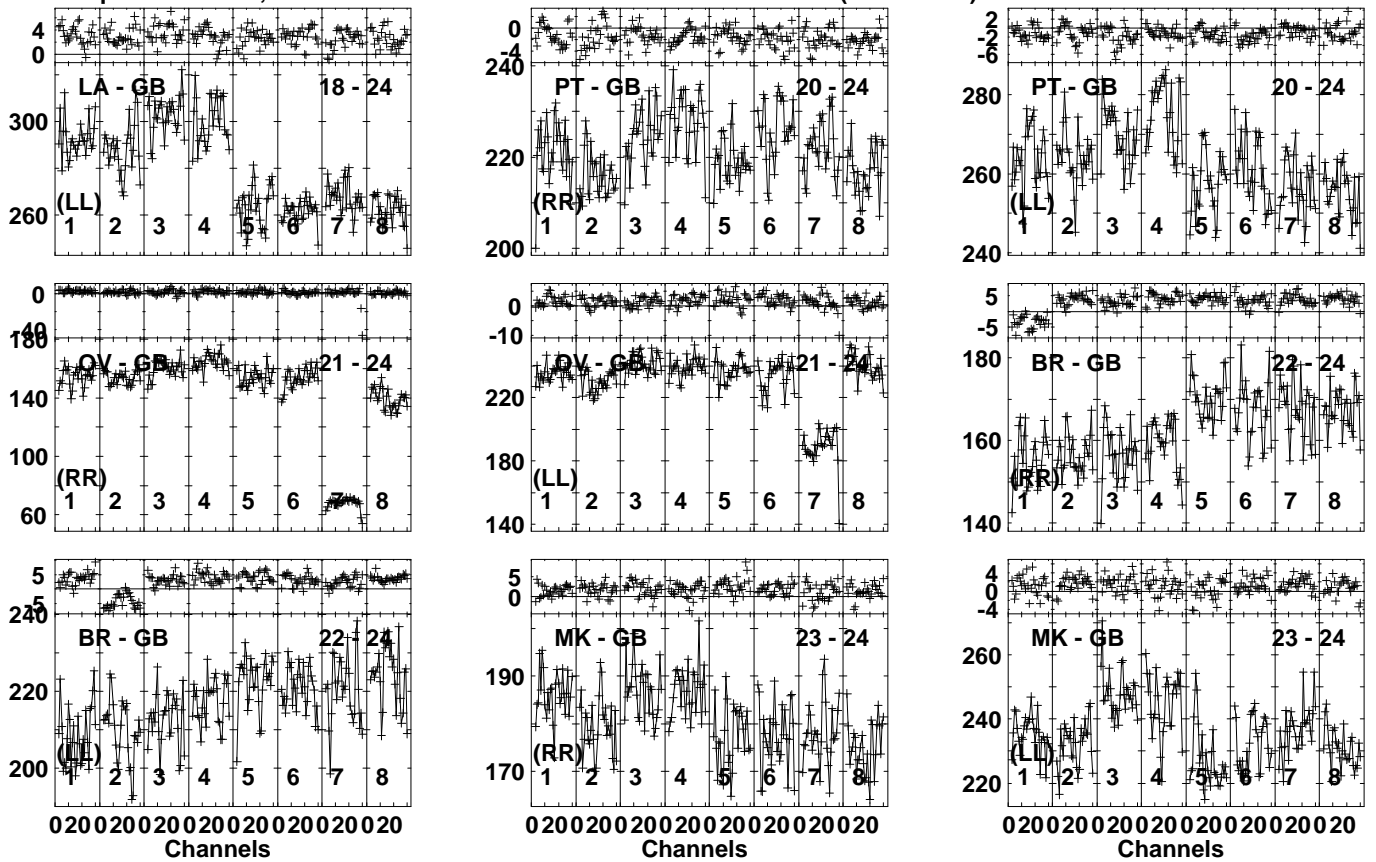
Lower frame: Milli Ampl Jy Top frame: Phas deg
Vector averaged cross-power spectrum Several baselines displayed
Timerange: 00/15:26:11 to 00/15:32:59

Plot file version 695 created 30-AUG-2023 08:49:23
 J1103+1158 GM081D 1.UVDATA.1
 Freq = 1.3435 GHz, Bw = 8.000 MH Calibrated with CL # 4 and BP # 1 (BP mode 1)



Lower frame: Milli Ampl Jy Top frame: Phas deg
 Vector averaged cross-power spectrum Several baselines displayed
 Timerange: 00/15:33:31 to 00/15:34:59

Plot file version 696 created 30-AUG-2023 08:49:23
 J1103+1158 GM081D 1.UVDATA.1
 Freq = 1.3435 GHz, Bw = 8.000 MH Calibrated with CL # 4 and BP # 1 (BP mode 1)

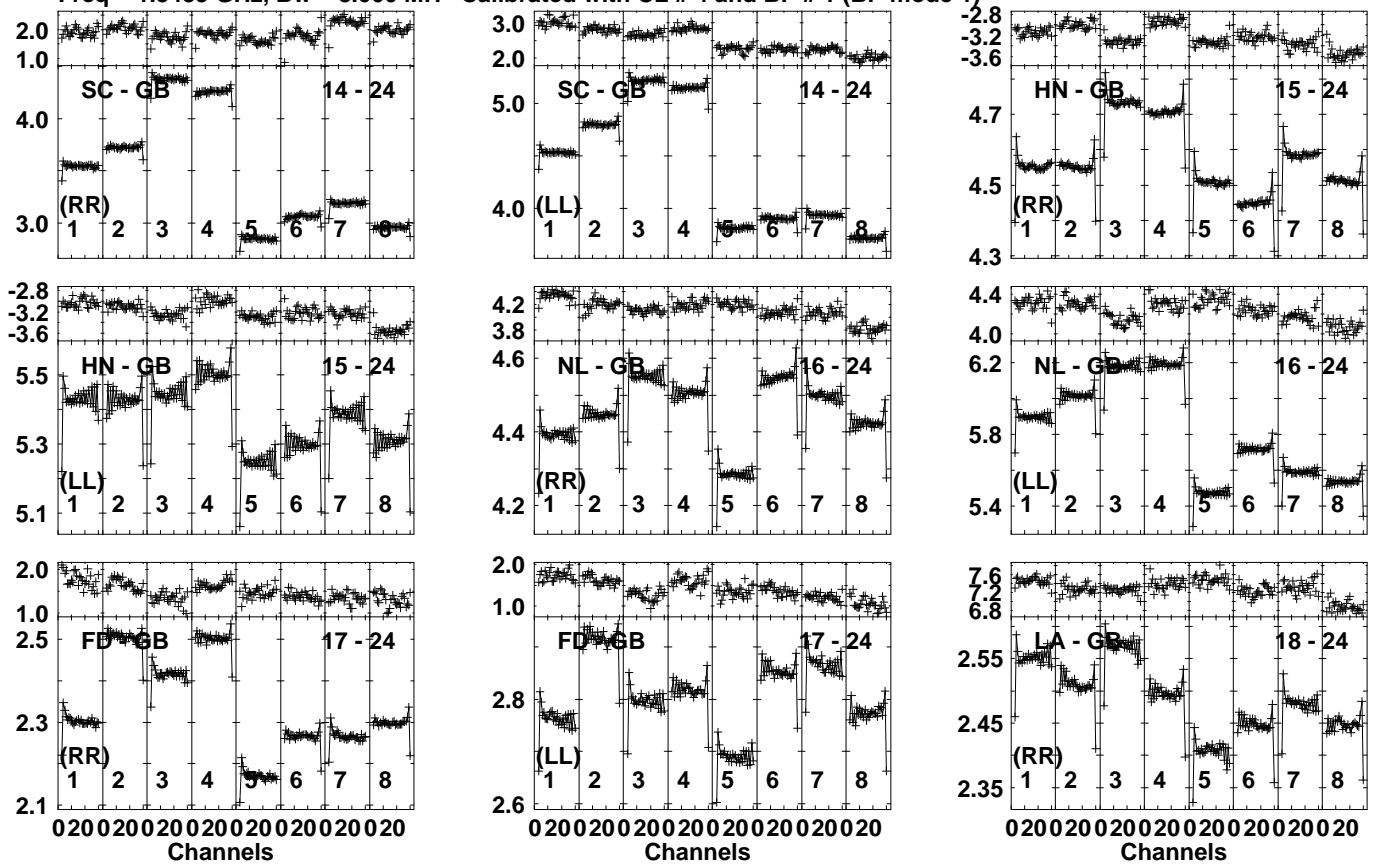


Lower frame: Milli Ampl Jy Top frame: Phas deg
 Vector averaged cross-power spectrum Several baselines displayed
 Timerange: 00/15:33:31 to 00/15:34:59

Plot file version 697 created 30-AUG-2023 08:49:27

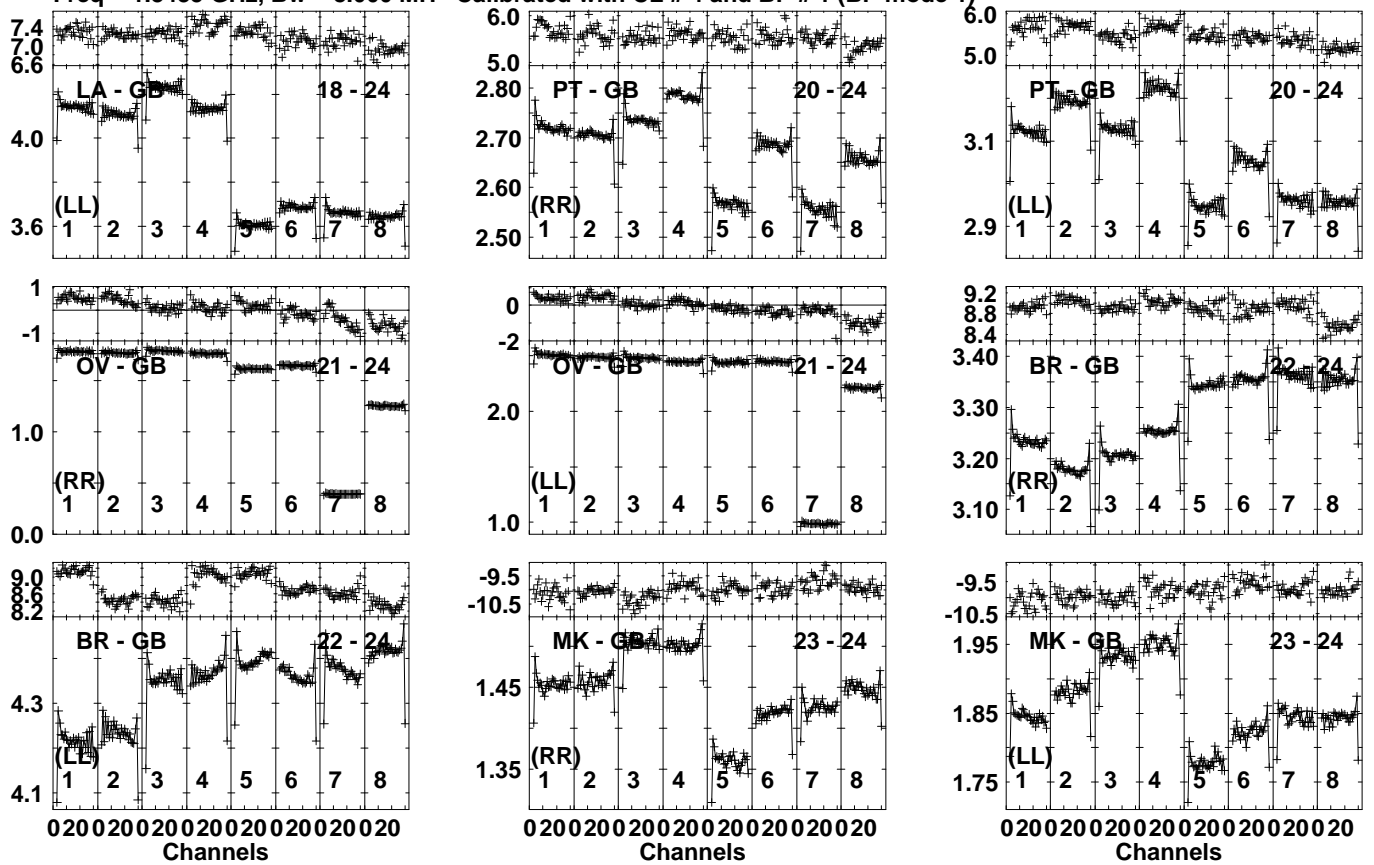
3C279 GM081D 1.UVDATA.1

Freq = 1.3435 GHz, Bw = 8.000 MH Calibrated with CL # 4 and BP # 1 (BP mode 1)



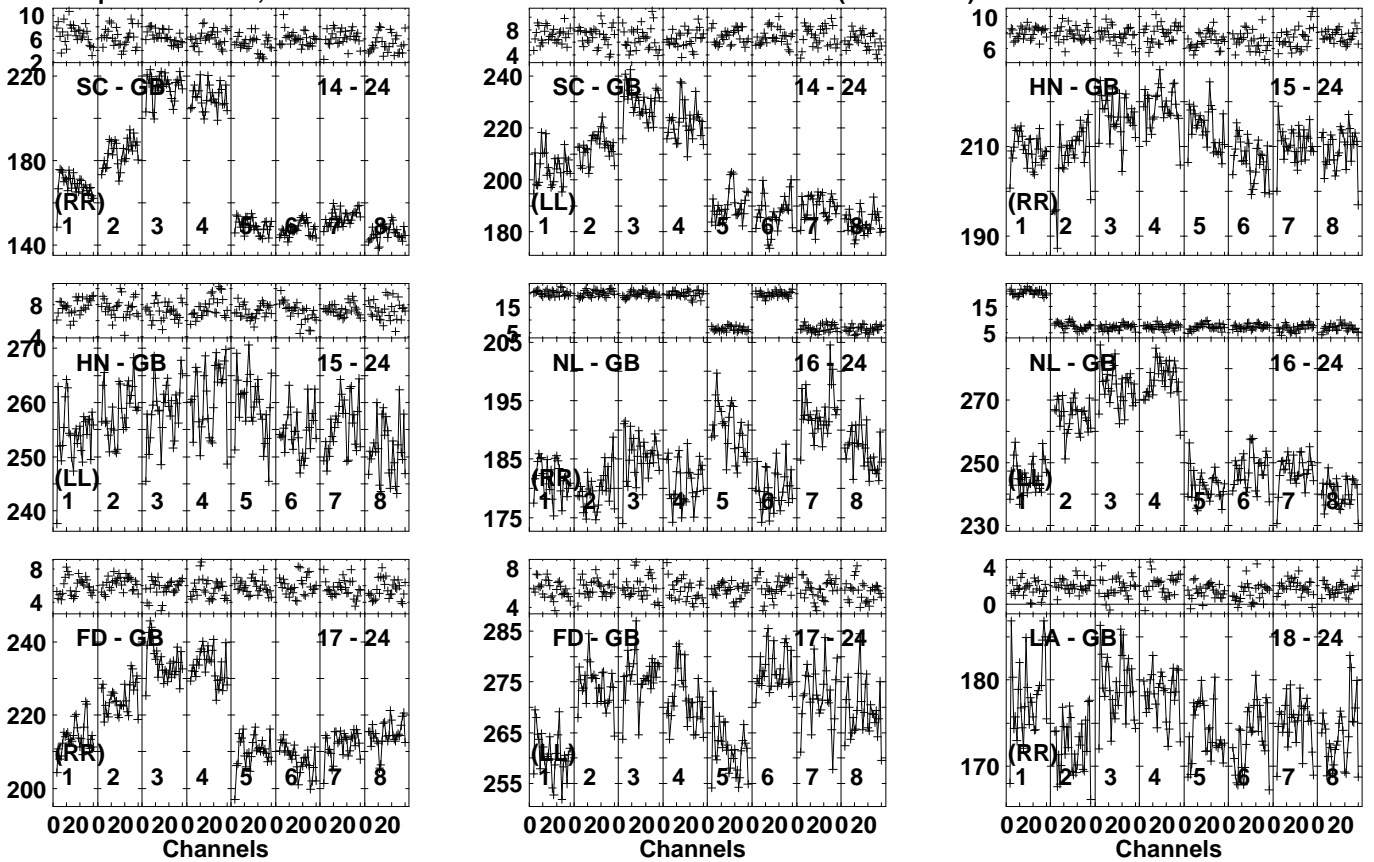
Lower frame: Ampl Jy Top frame: Phas deg
Vector averaged cross-power spectrum Several baselines displayed
Timerange: 00/15:36:01 to 00/15:40:59

Plot file version 698 created 30-AUG-2023 08:49:27
 3C279 GM081D 1.UVDATA.1
 Freq = 1.3435 GHz, Bw = 8.000 MH Calibrated with CL # 4 and BP # 1 (BP mode 1)



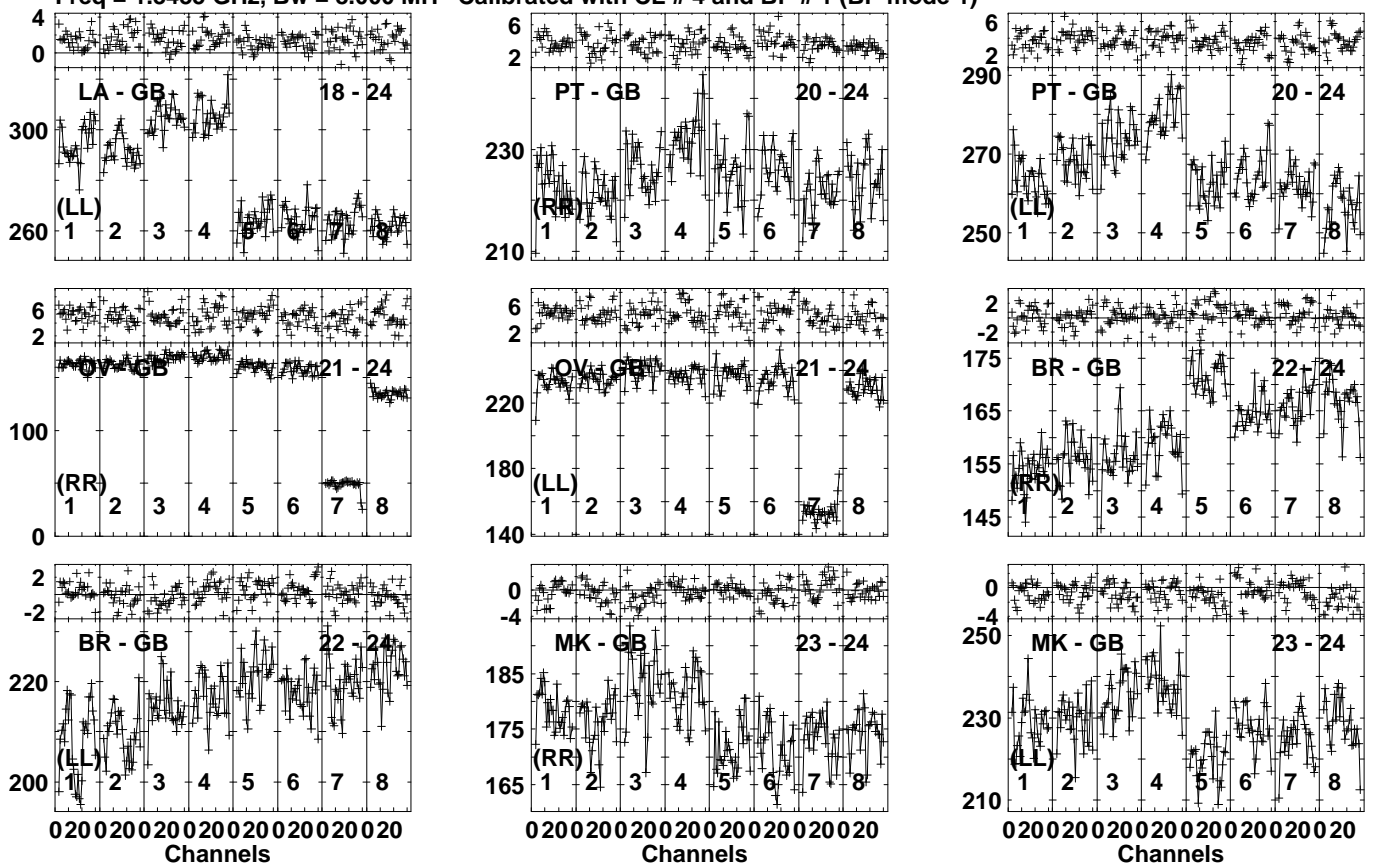
Lower frame: Ampl Jy Top frame: Phas deg
 Vector averaged cross-power spectrum Several baselines displayed
 Timerange: 00/15:36:01 to 00/15:40:59

Plot file version 699 created 30-AUG-2023 08:49:30
 J1103+1158 GM081D 1.UVDATA.1
 Freq = 1.3435 GHz, Bw = 8.000 MH Calibrated with CL # 4 and BP # 1 (BP mode 1)



Lower frame: Milli Ampl Jy Top frame: Phas deg
 Vector averaged cross-power spectrum Several baselines displayed
 Timerange: 00/15:43:01 to 00/15:45:59

Plot file version 700 created 30-AUG-2023 08:49:31
 J1103+1158 GM081D 1.UVDATA.1
 Freq = 1.3435 GHz, Bw = 8.000 MH Calibrated with CL # 4 and BP # 1 (BP mode 1)

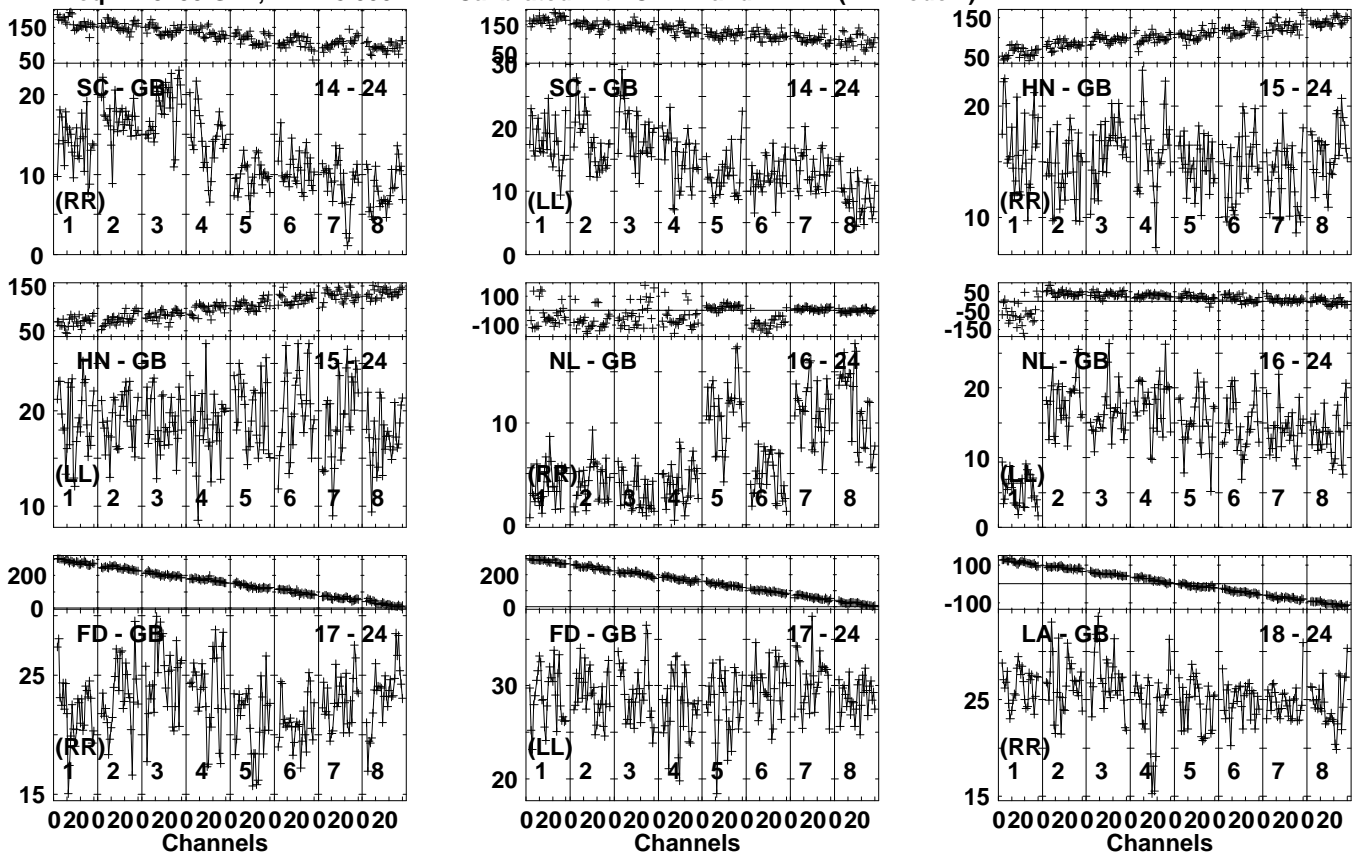


Lower frame: Milli Ampl Jy Top frame: Phas deg
 Vector averaged cross-power spectrum Several baselines displayed
 Timerange: 00/15:43:01 to 00/15:45:59

Plot file version 701 created 30-AUG-2023 08:49:34

J1100+1002 GM081D 1.UVDATA.1

Freq = 1.3435 GHz, Bw = 8.000 MH Calibrated with CL # 4 and BP # 1 (BP mode 1)

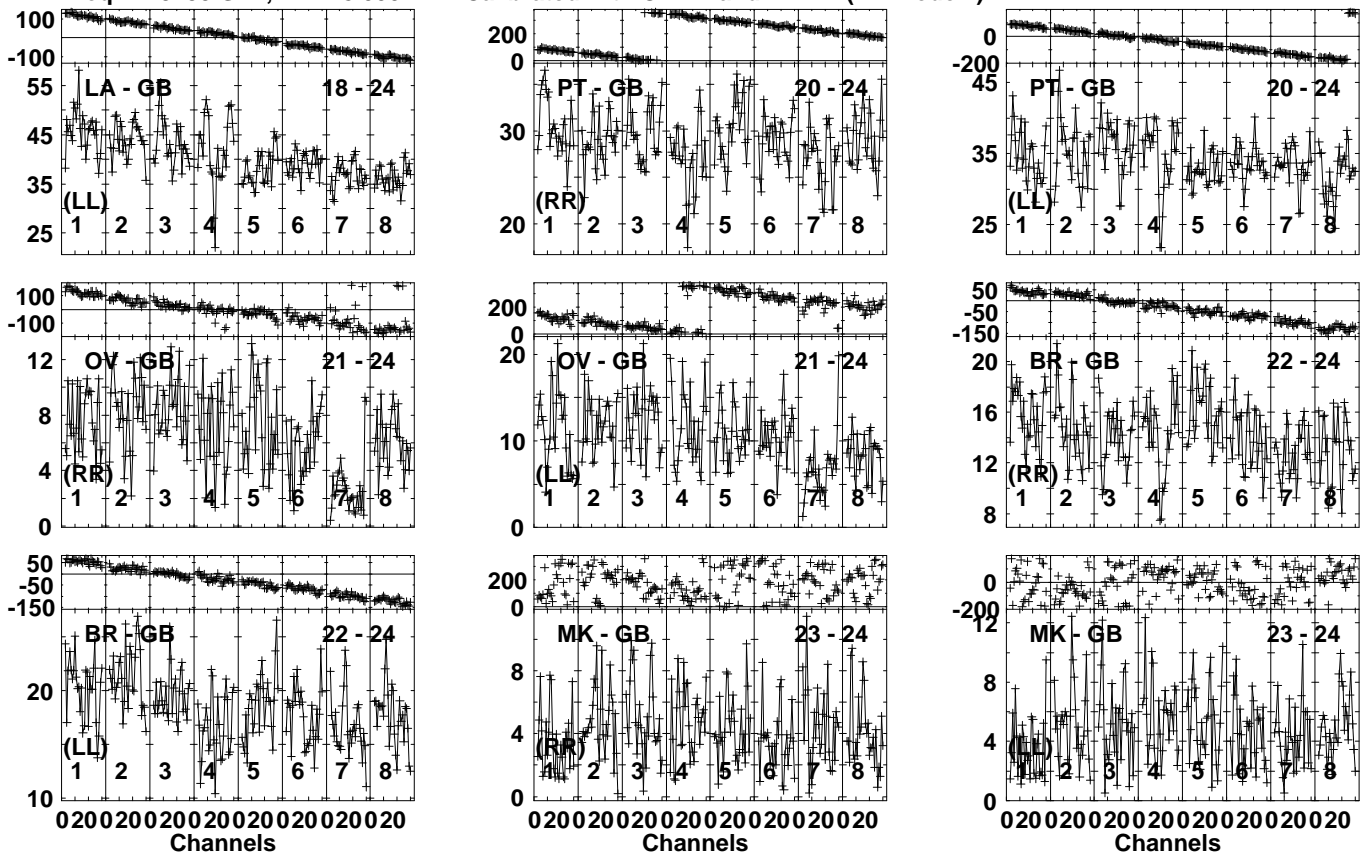


Lower frame: Milli Ampl Jy Top frame: Phas deg
Vector averaged cross-power spectrum Several baselines displayed
Timerange: 00/15:46:11 to 00/15:52:59

Plot file version 702 created 30-AUG-2023 08:49:35

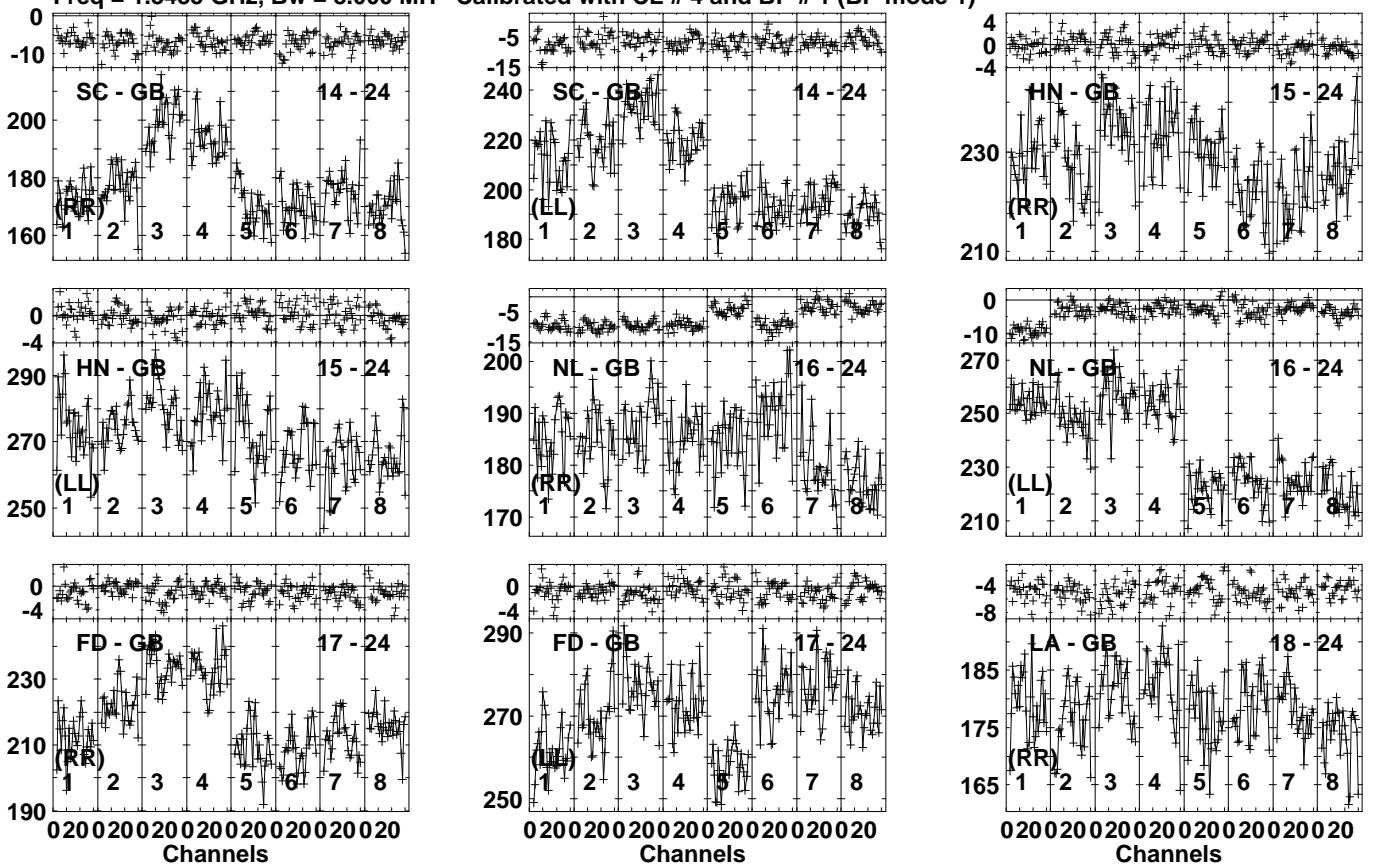
J1100+1002 GM081D 1.UVDATA.1

Freq = 1.3435 GHz, Bw = 8.000 MH Calibrated with CL # 4 and BP # 1 (BP mode 1)



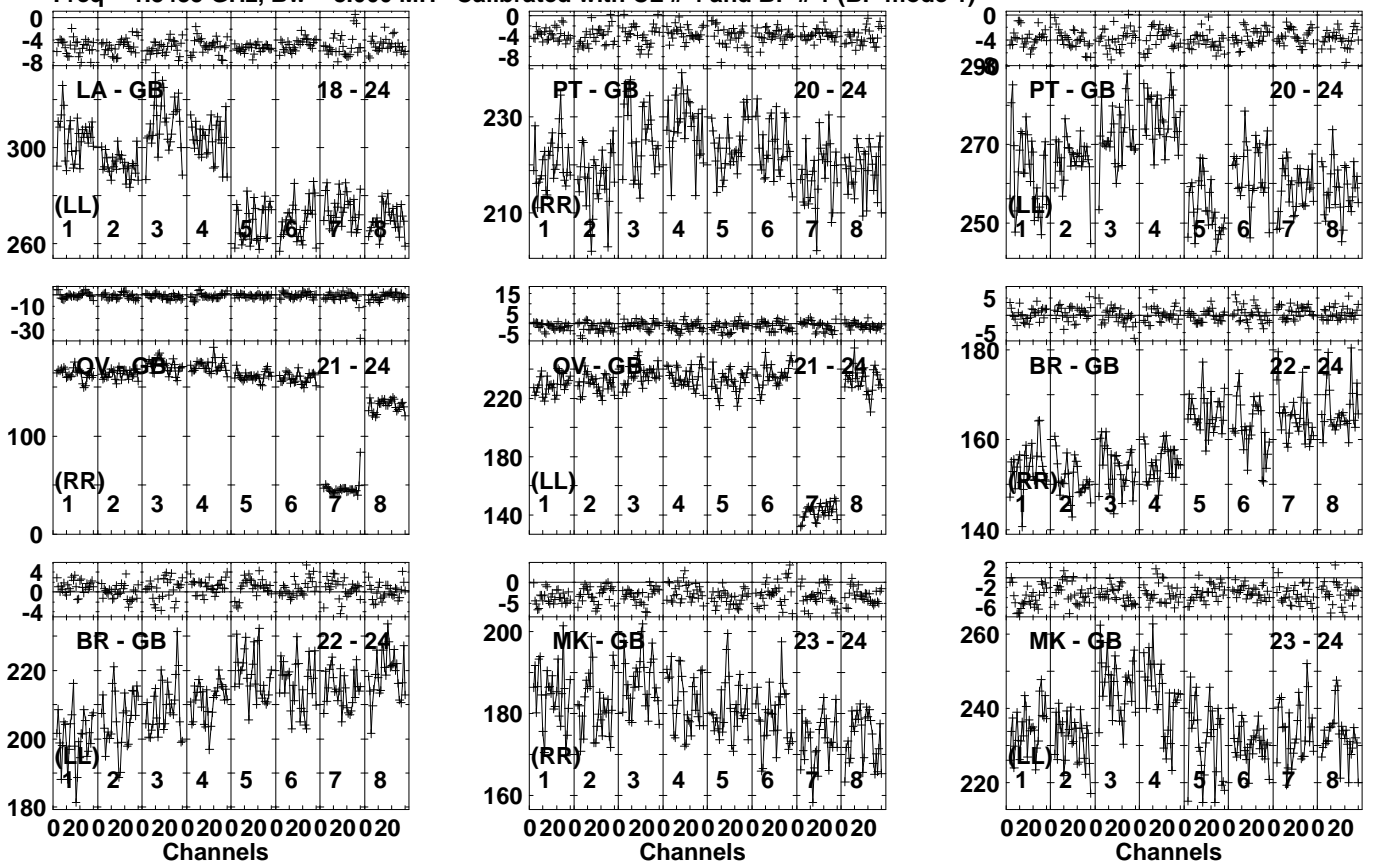
Lower frame: Milli Ampl Jy Top frame: Phas deg
Vector averaged cross-power spectrum Several baselines displayed
Timerange: 00/15:46:11 to 00/15:52:59

Plot file version 703 created 30-AUG-2023 08:49:38
 J1103+1158 GM081D 1.UVDATA.1
 Freq = 1.3435 GHz, Bw = 8.000 MH Calibrated with CL # 4 and BP # 1 (BP mode 1)



Lower frame: Milli Ampl Jy Top frame: Phas deg
 Vector averaged cross-power spectrum Several baselines displayed
 Timerange: 00:15:53:31 to 00:15:54:59

Plot file version 704 created 30-AUG-2023 08:49:39
 J1103+1158 GM081D 1.UVDATA.1
 Freq = 1.3435 GHz, Bw = 8.000 MH Calibrated with CL # 4 and BP # 1 (BP mode 1)

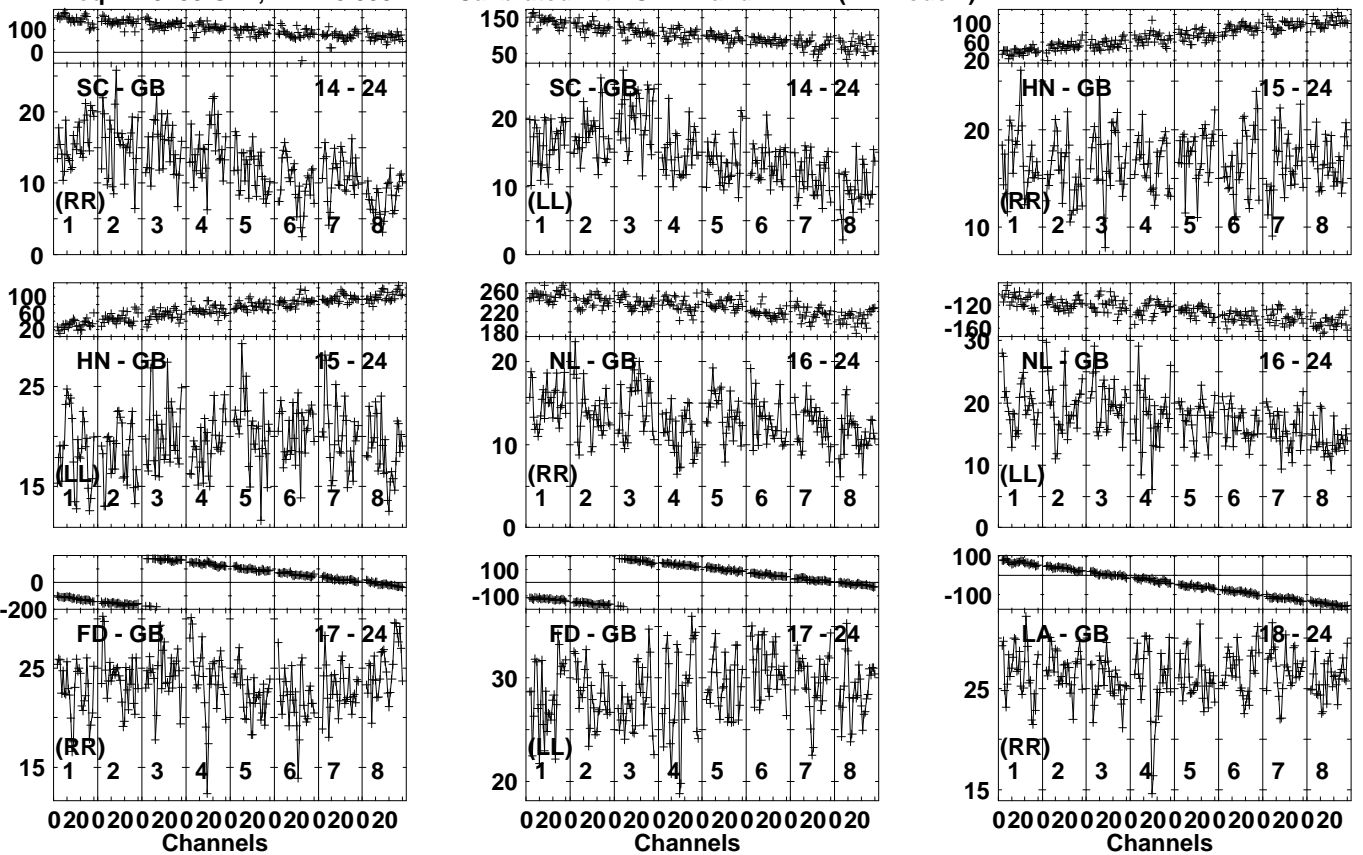


Lower frame: Milli Ampl Jy Top frame: Phas deg
 Vector averaged cross-power spectrum Several baselines displayed
 Timerange: 00/15:53:31 to 00/15:54:59

Plot file version 705 created 30-AUG-2023 08:49:42

J1100+1002 GM081D 1.UVDATA.1

Freq = 1.3435 GHz, Bw = 8.000 MH Calibrated with CL # 4 and BP # 1 (BP mode 1)

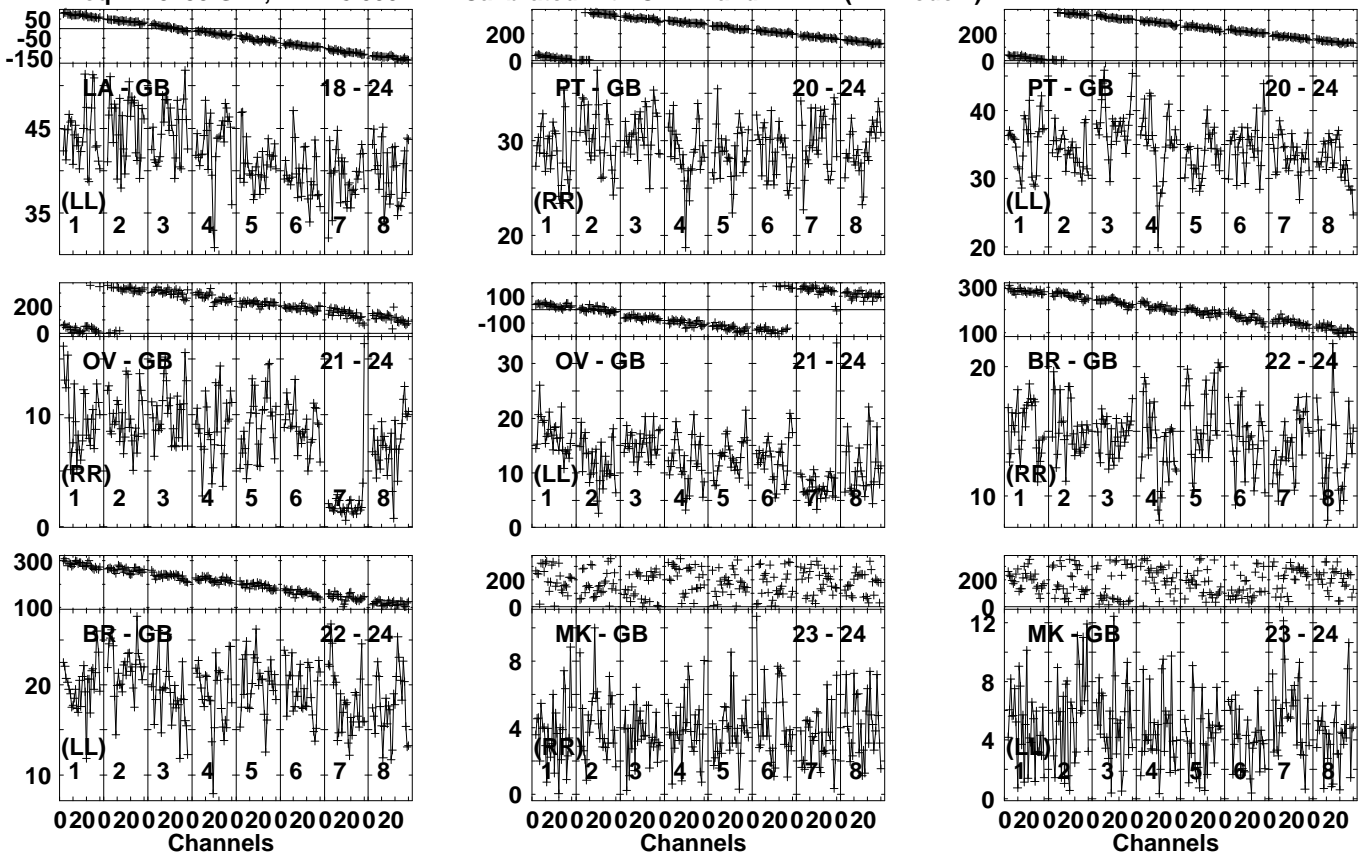


Lower frame: Milli Ampl Jy Top frame: Phas deg
Vector averaged cross-power spectrum Several baselines displayed
Timerange: 00/15:55:11 to 00/16:01:59

Plot file version 706 created 30-AUG-2023 08:49:43

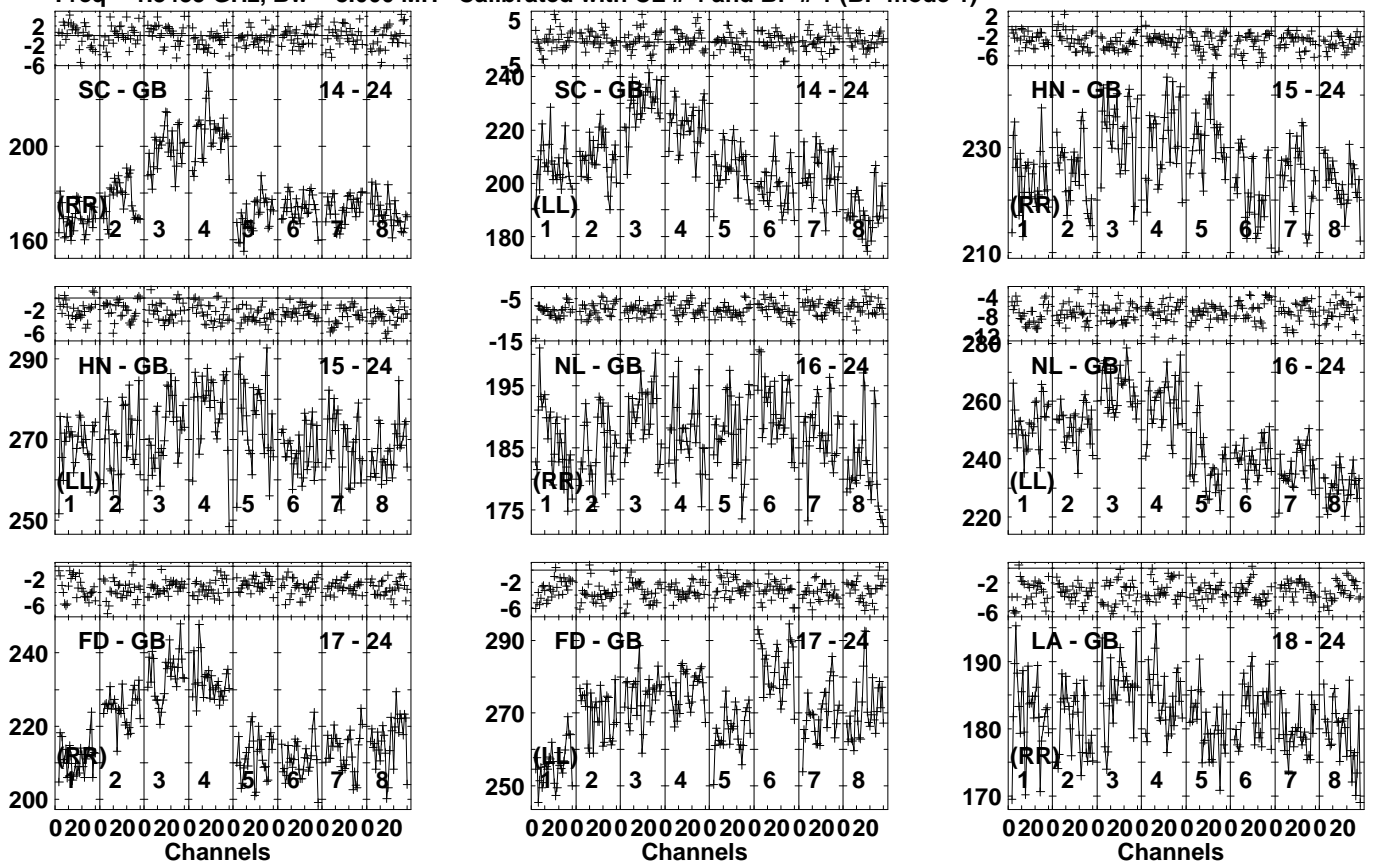
J1100+1002 GM081D 1.UVDATA.1

Freq = 1.3435 GHz, Bw = 8.000 MH Calibrated with CL # 4 and BP # 1 (BP mode 1)



Lower frame: Milli Ampl Jy Top frame: Phas deg
Vector averaged cross-power spectrum Several baselines displayed
Timerange: 00/15:55:11 to 00/16:01:59

Plot file version 707 created 30-AUG-2023 08:49:47
 J1103+1158 GM081D 1.UVDATA.1
 Freq = 1.3435 GHz, Bw = 8.000 MH Calibrated with CL # 4 and BP # 1 (BP mode 1)

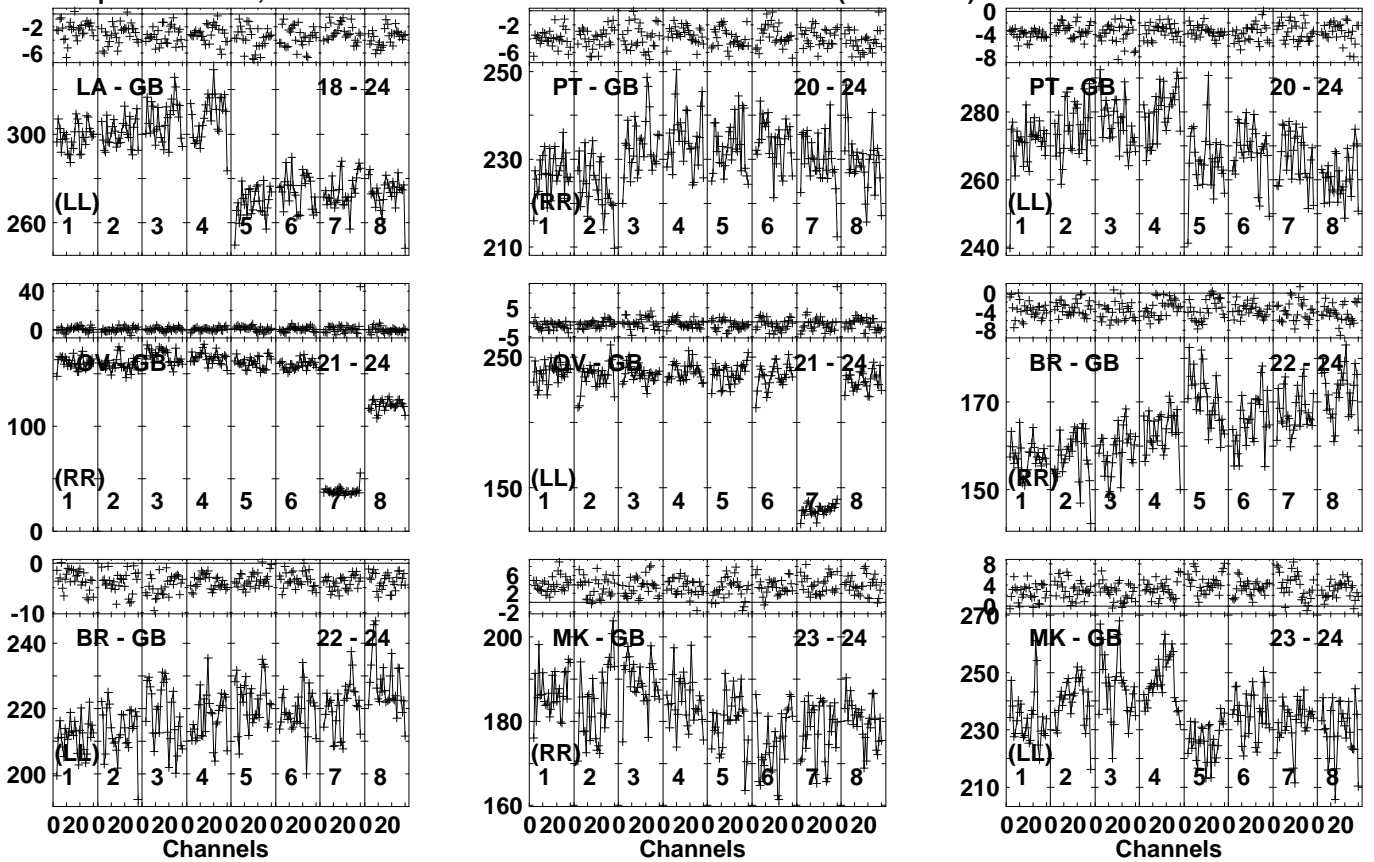


Lower frame: Milli Ampl Jy Top frame: Phas deg
 Vector averaged cross-power spectrum Several baselines displayed
 Timerange: 00/16:02:31 to 00/16:03:59

Plot file version 708 created 30-AUG-2023 08:49:47

J1103+1158 GM081D 1.UVDATA.1

Freq = 1.3435 GHz, Bw = 8.000 MH Calibrated with CL # 4 and BP # 1 (BP mode 1)

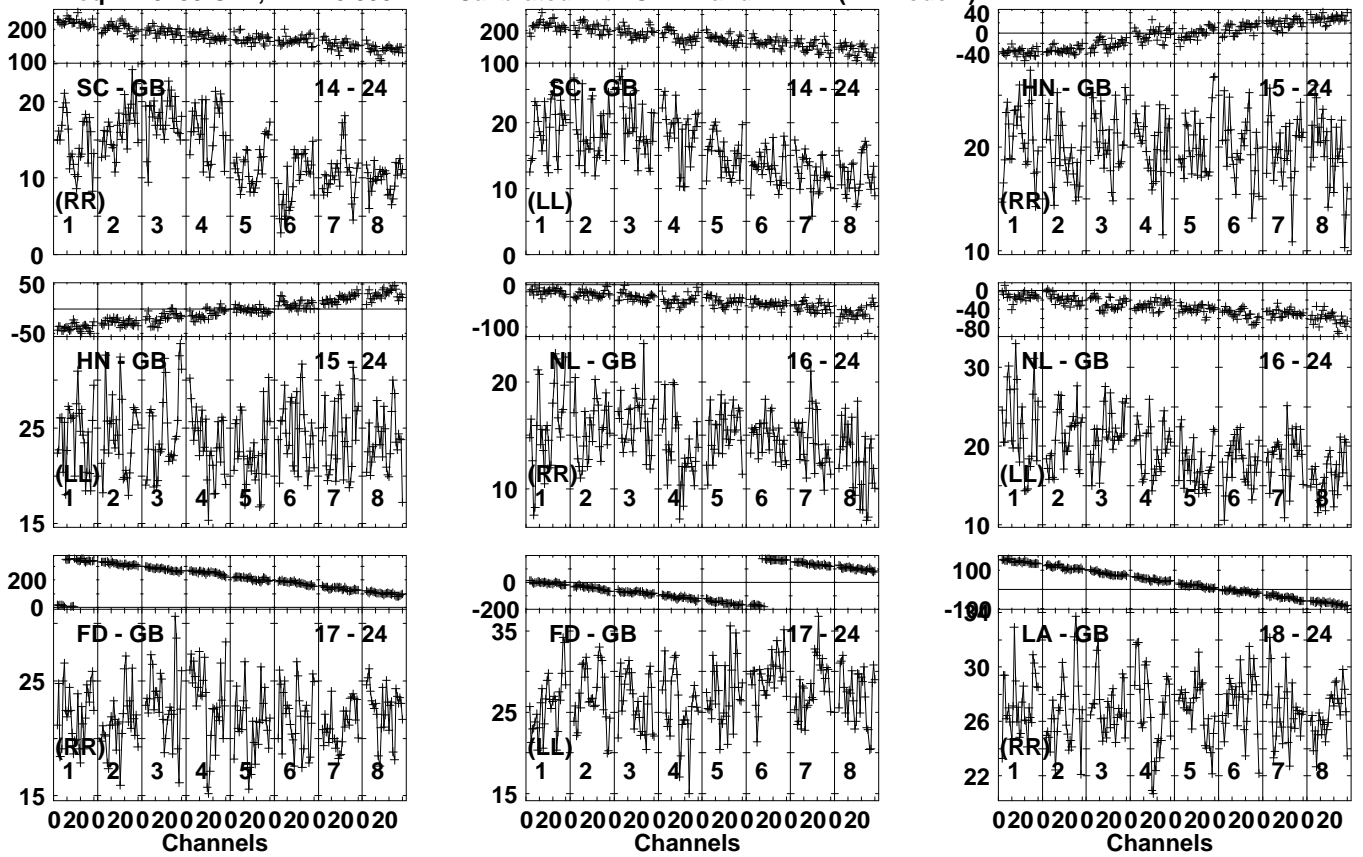


Lower frame: Milli Ampl Jy Top frame: Phas deg
Vector averaged cross-power spectrum Several baselines displayed
Timerange: 00/16:02:31 to 00/16:03:59

Plot file version 709 created 30-AUG-2023 08:49:51

J1100+1002 GM081D 1.UVDATA.1

Freq = 1.3435 GHz, Bw = 8.000 MH Calibrated with CL # 4 and BP # 1 (BP mode 1)

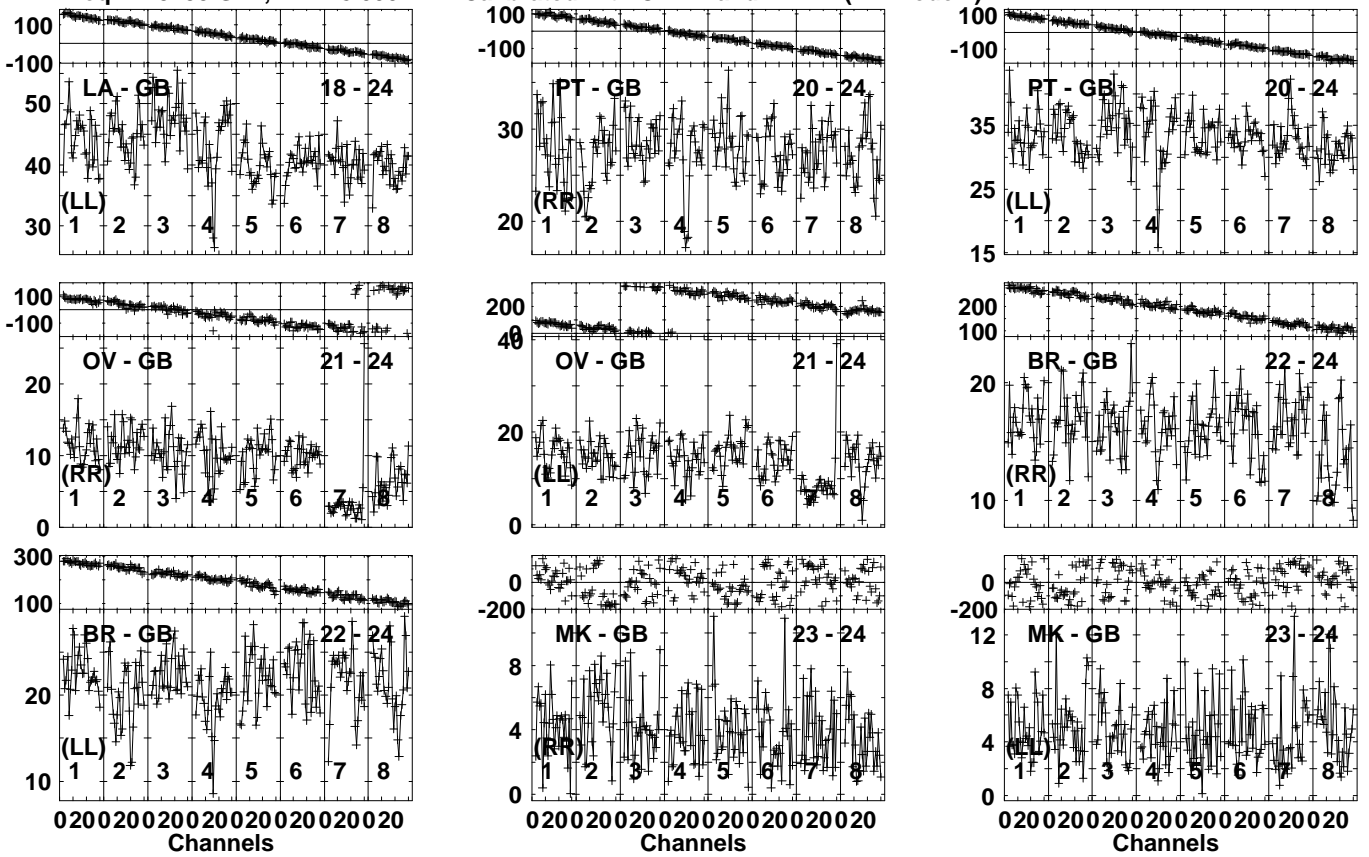


Lower frame: Milli Ampl Jy Top frame: Phas deg
Vector averaged cross-power spectrum Several baselines displayed
Timerange: 00/16:04:11 to 00/16:10:59

Plot file version 710 created 30-AUG-2023 08:49:51

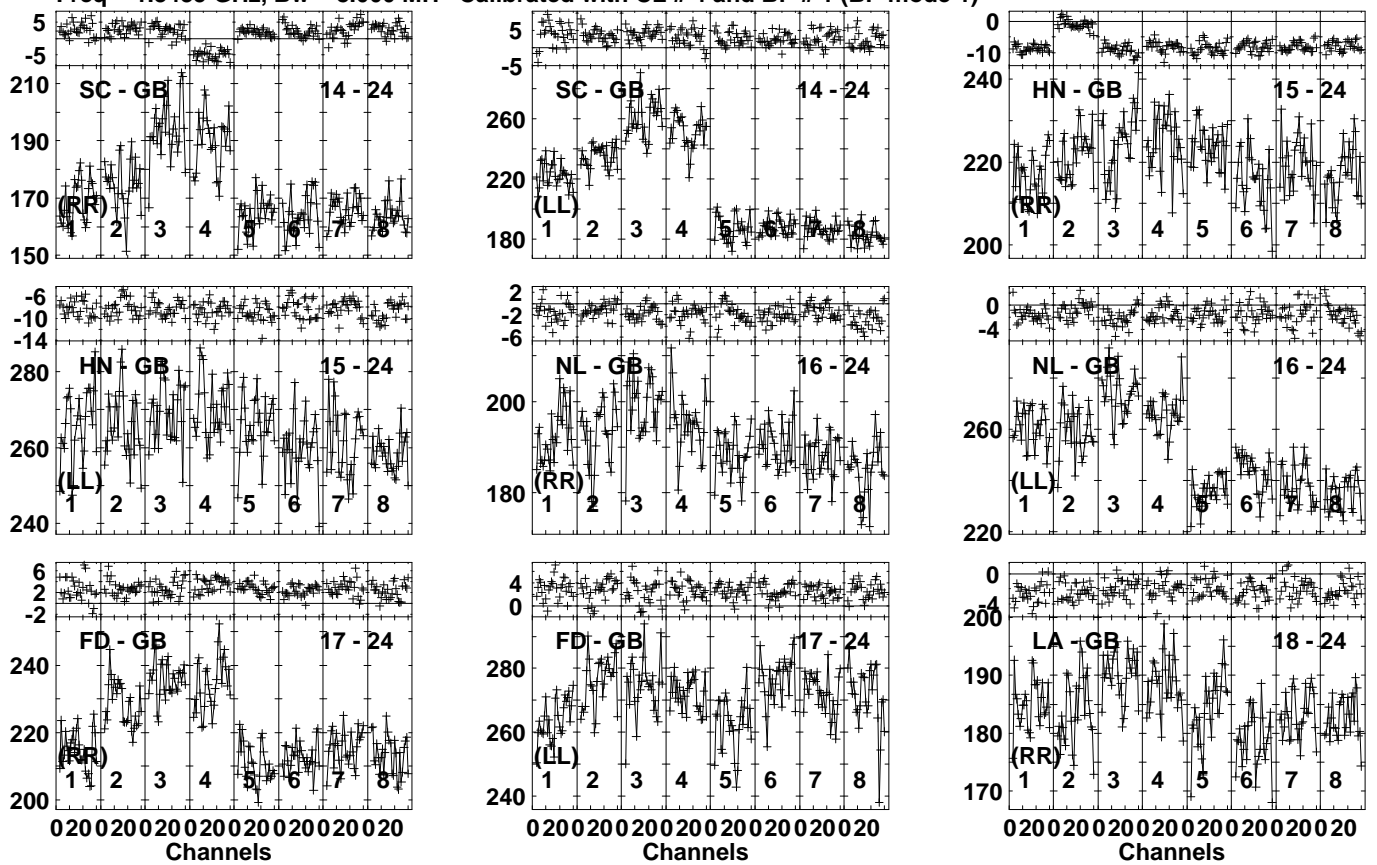
J1100+1002 GM081D 1.UVDATA.1

Freq = 1.3435 GHz, Bw = 8.000 MH Calibrated with CL # 4 and BP # 1 (BP mode 1)



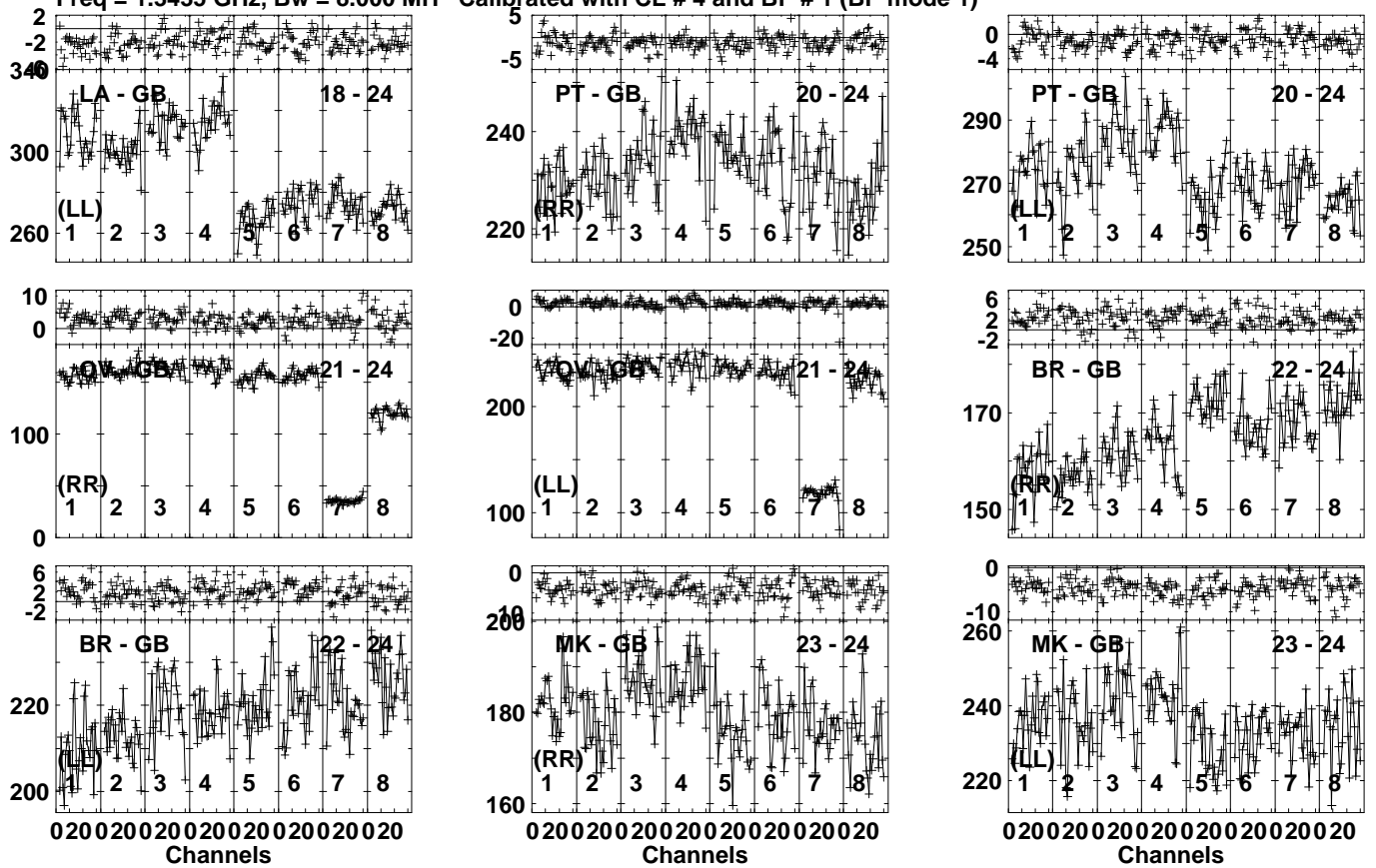
Lower frame: Milli Ampl Jy Top frame: Phas deg
Vector averaged cross-power spectrum Several baselines displayed
Timerange: 00/16:04:11 to 00/16:10:59

Plot file version 711 created 30-AUG-2023 08:49:55
 J1103+1158 GM081D 1.UVDATA.1
 Freq = 1.3435 GHz, Bw = 8.000 MH Calibrated with CL # 4 and BP # 1 (BP mode 1)



Lower frame: Milli Ampl Jy Top frame: Phas deg
 Vector averaged cross-power spectrum Several baselines displayed
 Timerange: 00/16:11:31 to 00/16:12:59

Plot file version 712 created 30-AUG-2023 08:49:55
 J1103+1158 GM081D 1.UVDATA.1
 Freq = 1.3435 GHz, Bw = 8.000 MH Calibrated with CL # 4 and BP # 1 (BP mode 1)

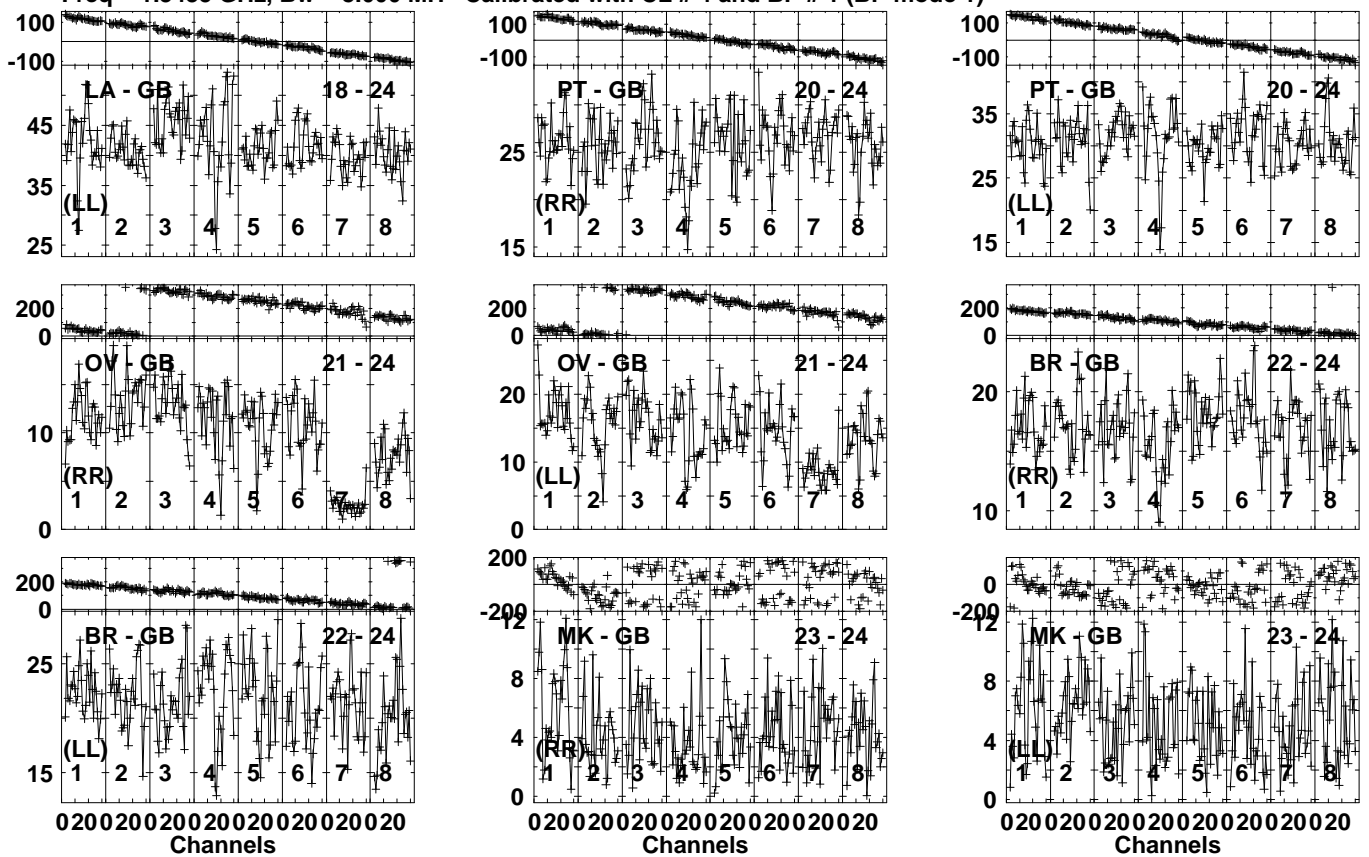


Lower frame: Milli Ampl Jy Top frame: Phas deg
 Vector averaged cross-power spectrum Several baselines displayed
 Timerange: 00:16:11:31 to 00:16:12:59

Plot file version 714 created 30-AUG-2023 08:49:59

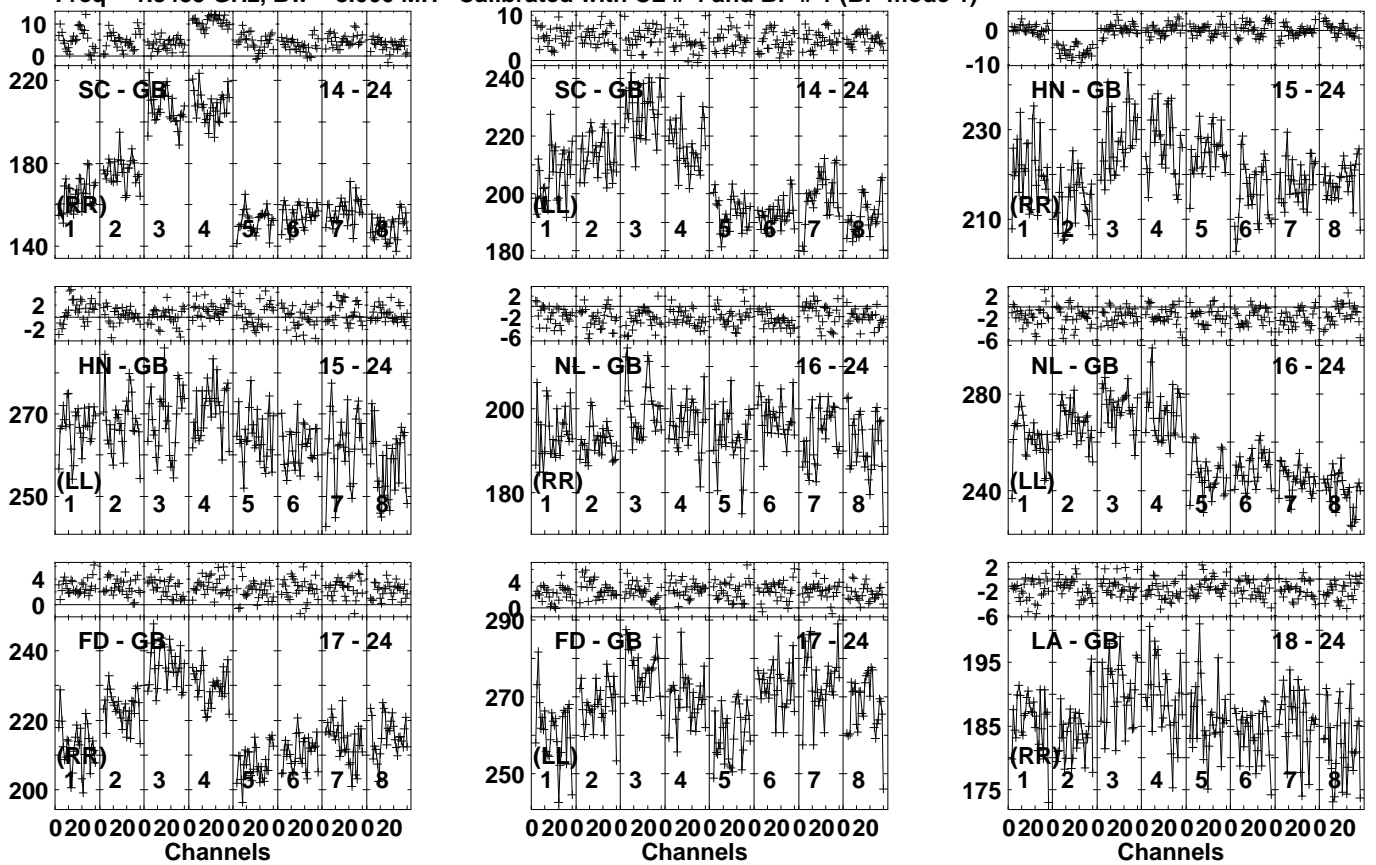
J1100+1002 GM081D 1.UVDATA.1

Freq = 1.3435 GHz, Bw = 8.000 MH Calibrated with CL # 4 and BP # 1 (BP mode 1)



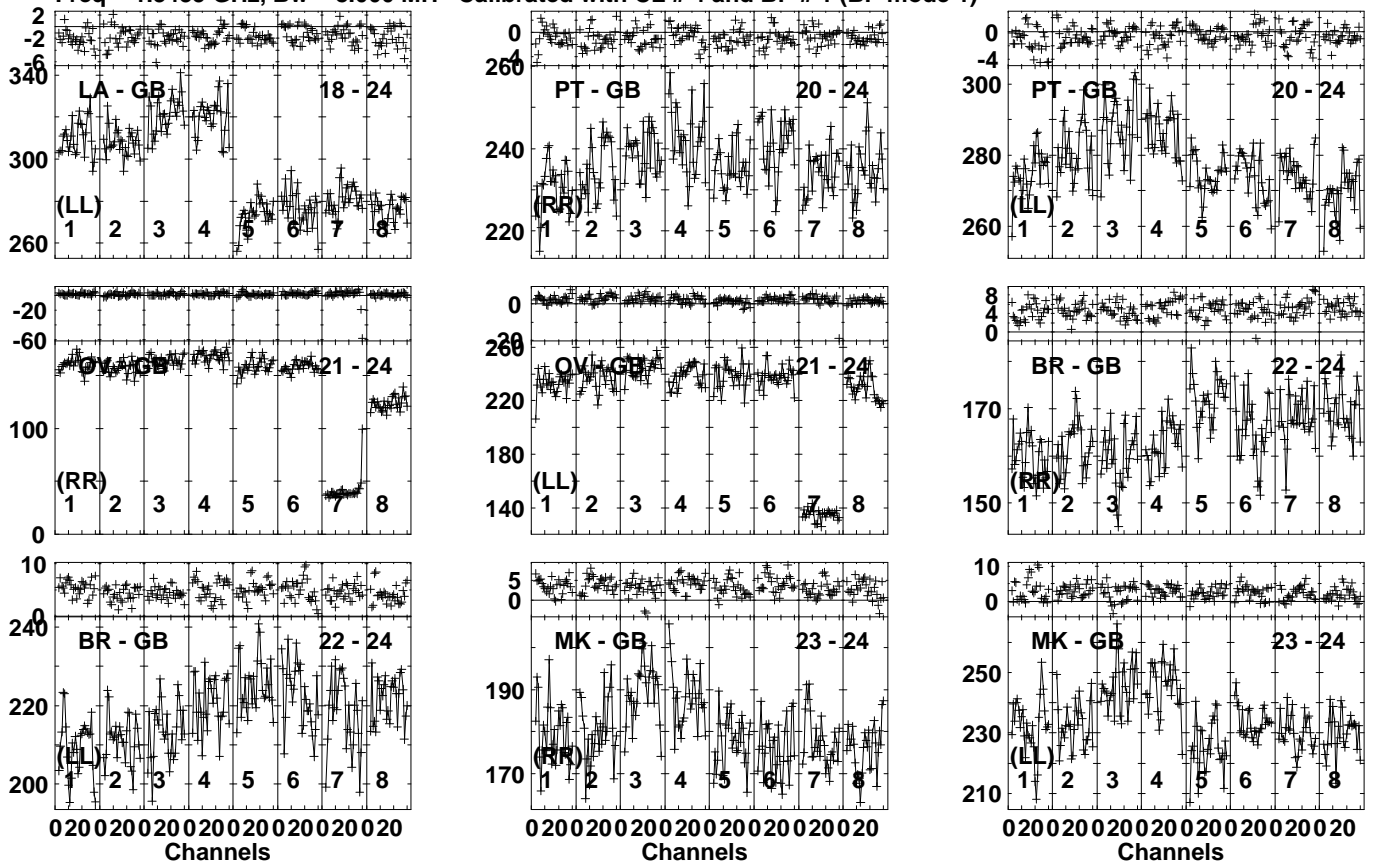
Lower frame: Milli Ampl Jy Top frame: Phas deg
Vector averaged cross-power spectrum Several baselines displayed
Timerange: 00/16:13:11 to 00/16:19:59

Plot file version 715 created 30-AUG-2023 08:50:03
 J1103+1158 GM081D 1.UVDATA.1
 Freq = 1.3435 GHz, Bw = 8.000 MH Calibrated with CL # 4 and BP # 1 (BP mode 1)



Lower frame: Milli Ampl Jy Top frame: Phas deg
 Vector averaged cross-power spectrum Several baselines displayed
 Timerange: 00:16:20:31 to 00:16:21:59

Plot file version 716 created 30-AUG-2023 08:50:03
 J1103+1158 GM081D 1.UVDATA.1
 Freq = 1.3435 GHz, Bw = 8.000 MH Calibrated with CL # 4 and BP # 1 (BP mode 1)

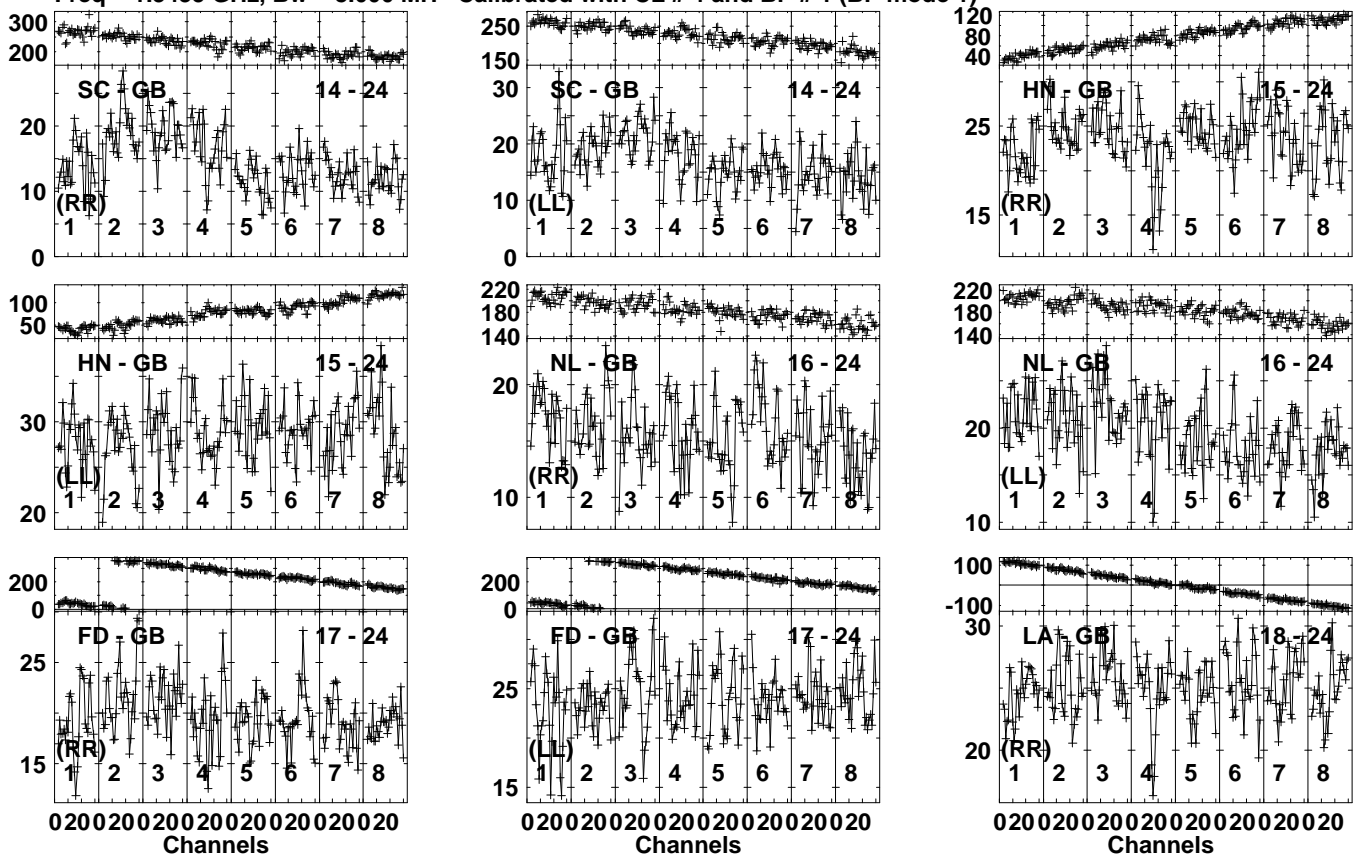


Lower frame: Milli Ampl Jy Top frame: Phas deg
 Vector averaged cross-power spectrum Several baselines displayed
 Timerange: 00:16:20:31 to 00:16:21:59

Plot file version 717 created 30-AUG-2023 08:50:07

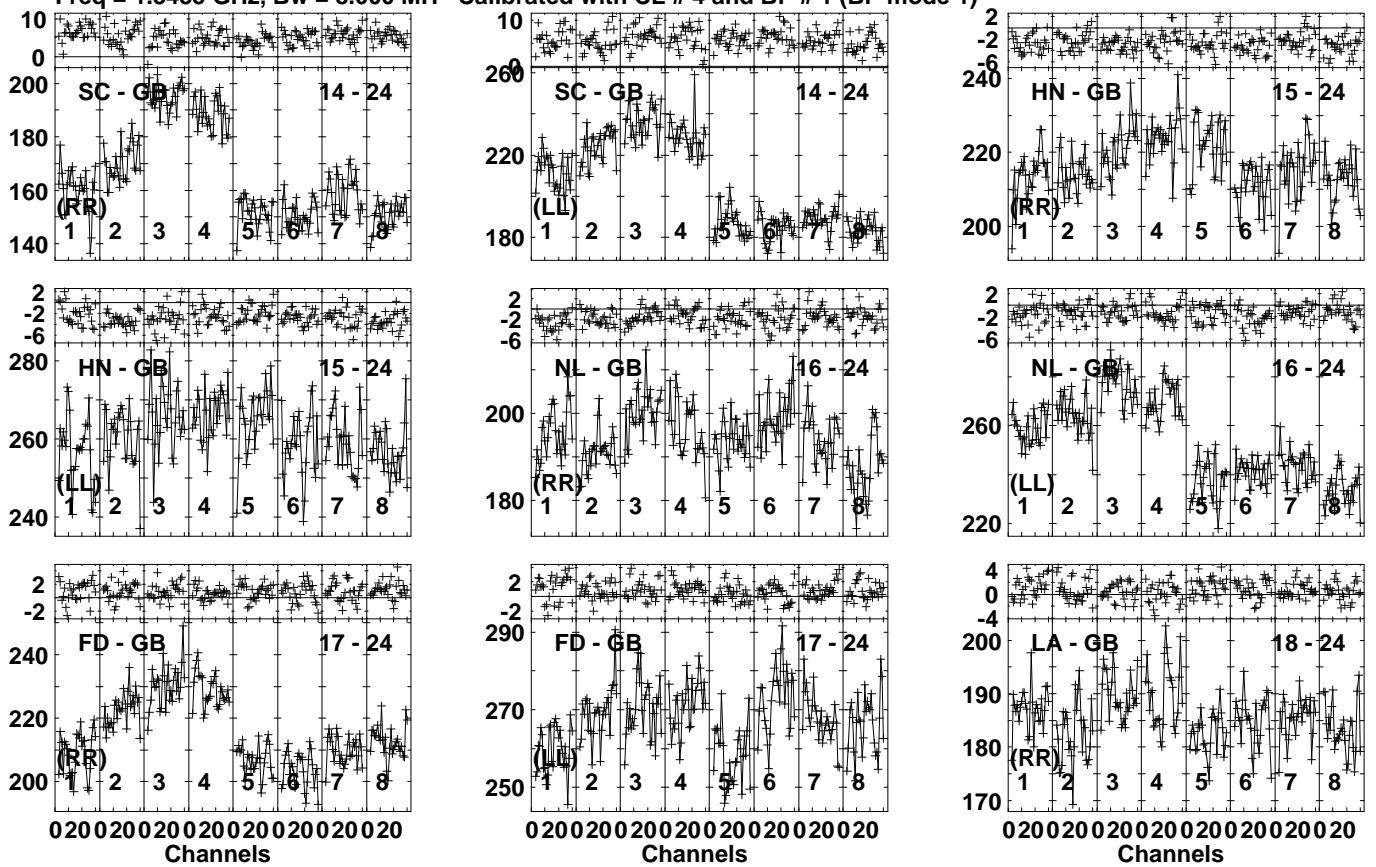
J1100+1002 GM081D 1.UVDATA.1

Freq = 1.3435 GHz, Bw = 8.000 MH Calibrated with CL # 4 and BP # 1 (BP mode 1)



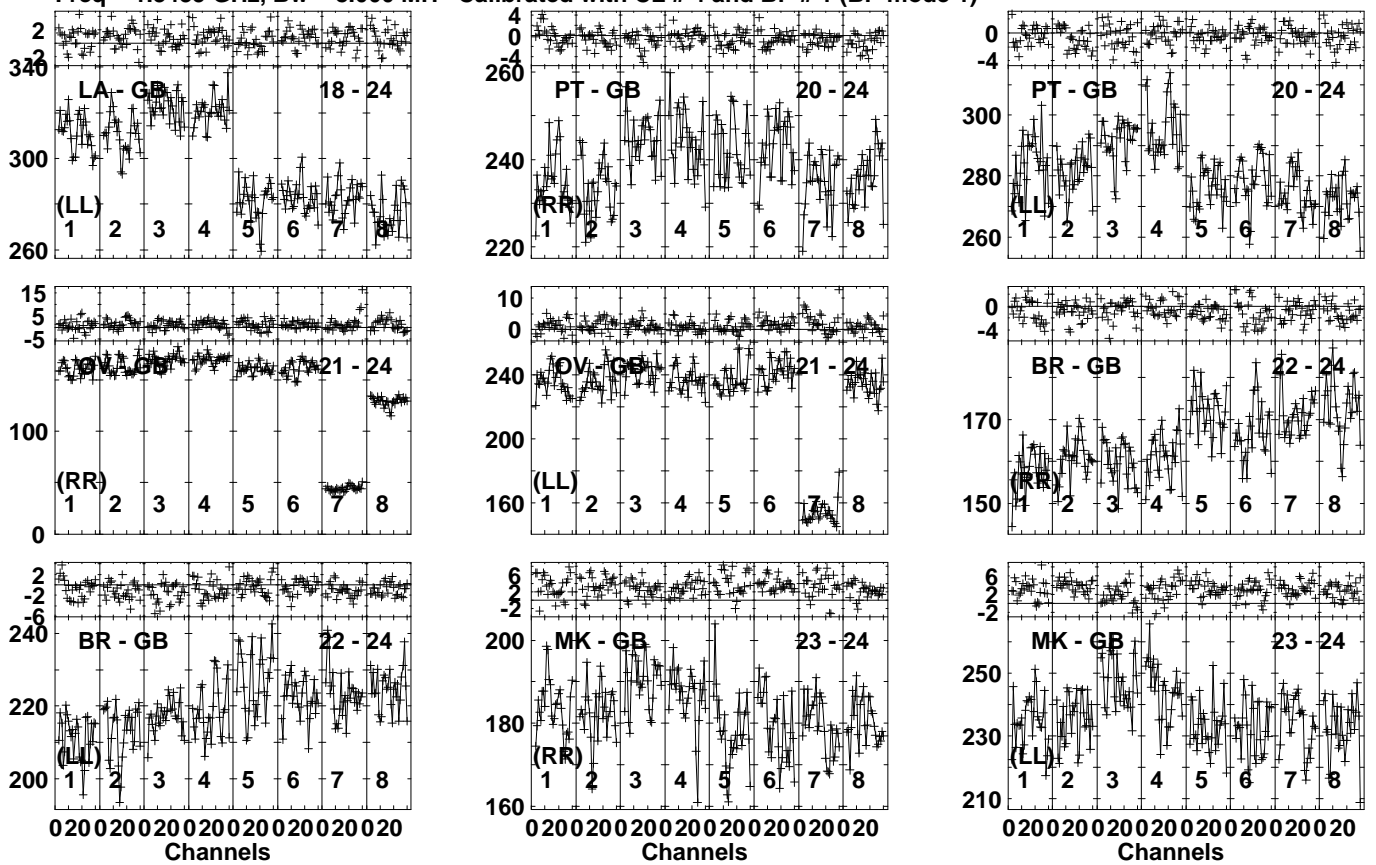
Lower frame: Milli Ampl Jy Top frame: Phas deg
Vector averaged cross-power spectrum Several baselines displayed
Timerange: 00/16:22:11 to 00/16:28:59

Plot file version 719 created 30-AUG-2023 08:50:11
 J1103+1158 GM081D 1.UVDATA.1
 Freq = 1.3435 GHz, Bw = 8.000 MH Calibrated with CL # 4 and BP # 1 (BP mode 1)



Lower frame: Milli Ampl Jy Top frame: Phas deg
 Vector averaged cross-power spectrum Several baselines displayed
 Timerange: 00/16:29:31 to 00/16:30:59

Plot file version 720 created 30-AUG-2023 08:50:11
 J1103+1158 GM081D 1.UVDATA.1
 Freq = 1.3435 GHz, Bw = 8.000 MH Calibrated with CL # 4 and BP # 1 (BP mode 1)

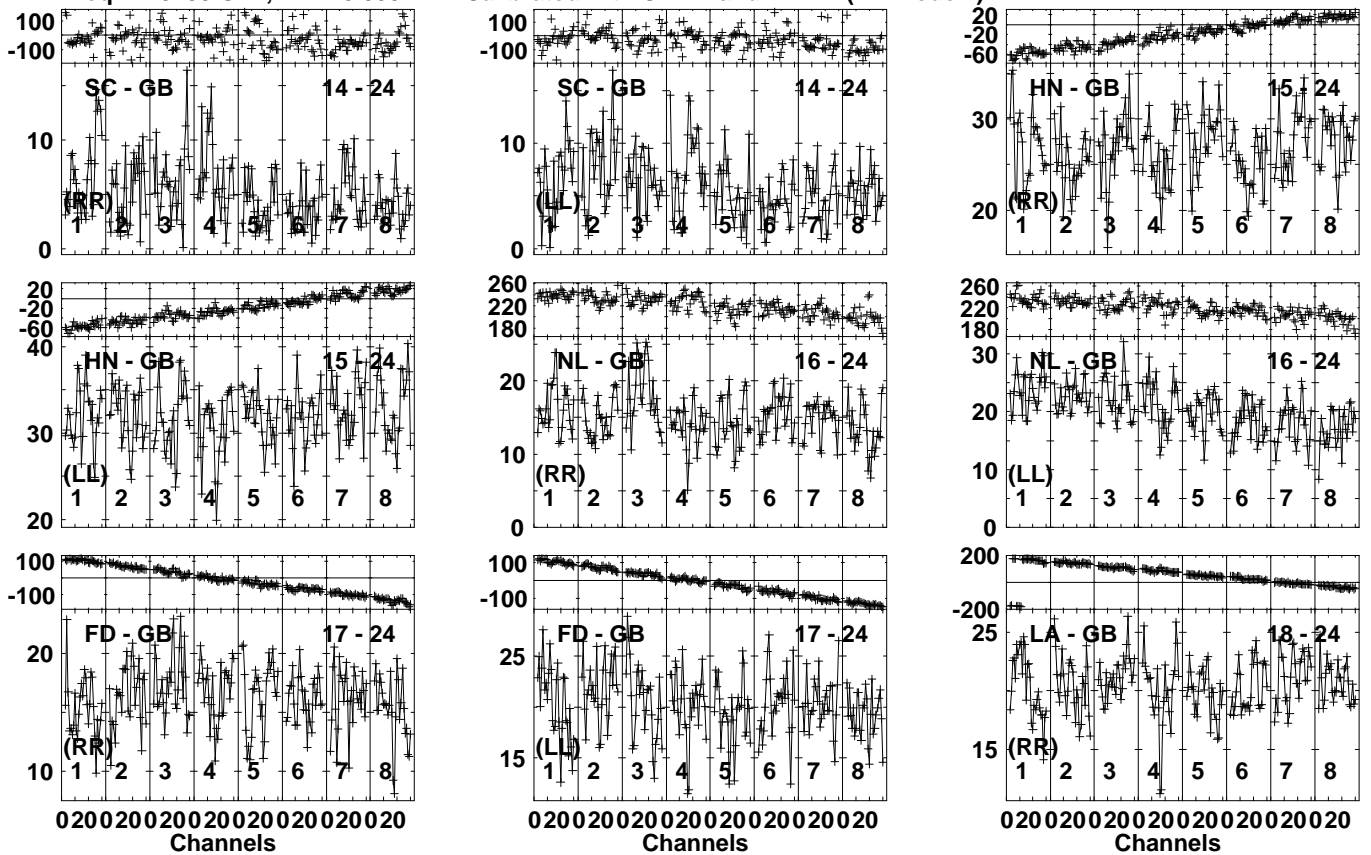


Lower frame: Milli Ampl Jy Top frame: Phas deg
 Vector averaged cross-power spectrum Several baselines displayed
 Timerange: 00:16:29:31 to 00:16:30:59

Plot file version 721 created 30-AUG-2023 08:50:15

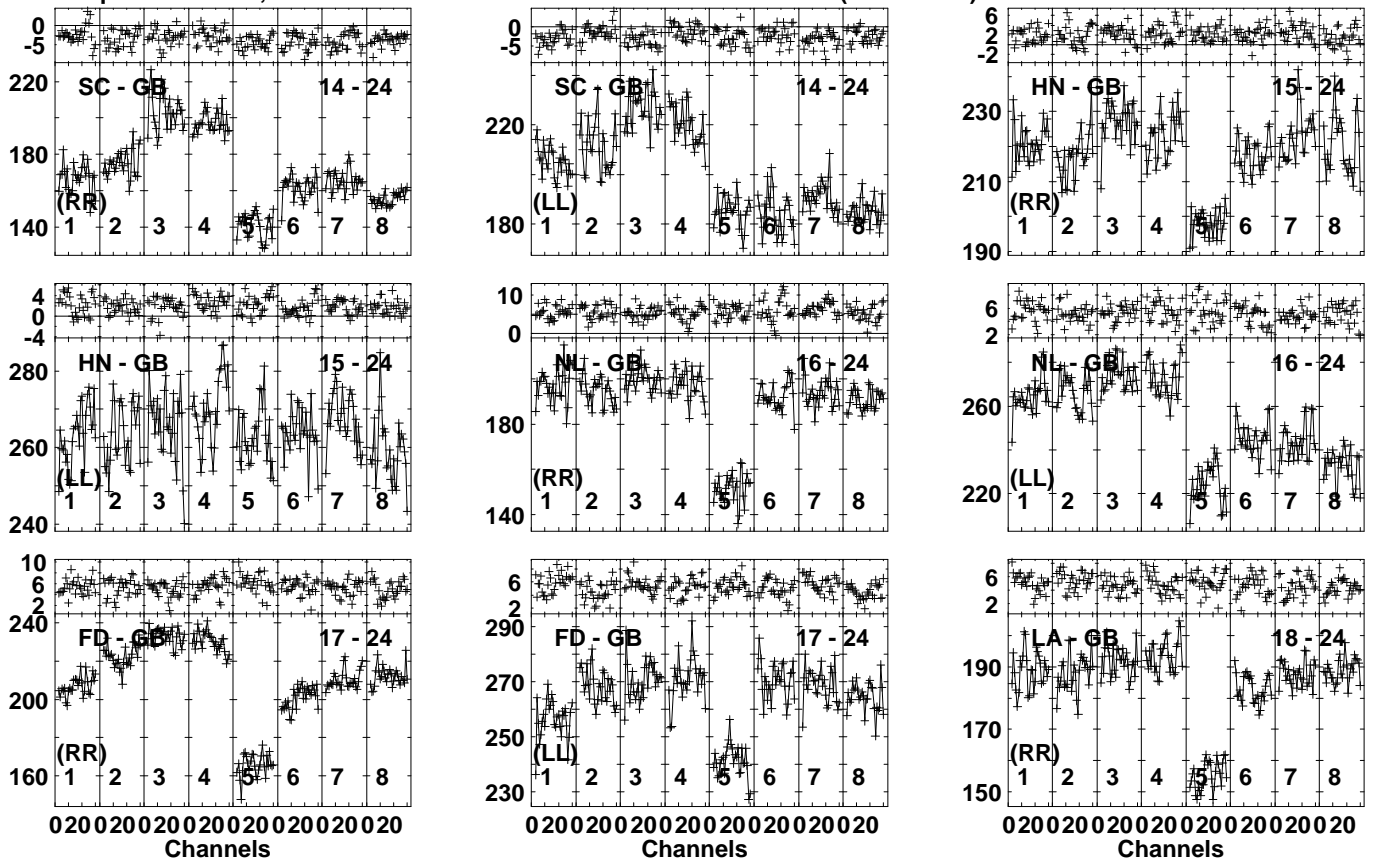
J1100+1002 GM081D 1.UVDATA.1

Freq = 1.3435 GHz, Bw = 8.000 MH Calibrated with CL # 4 and BP # 1 (BP mode 1)



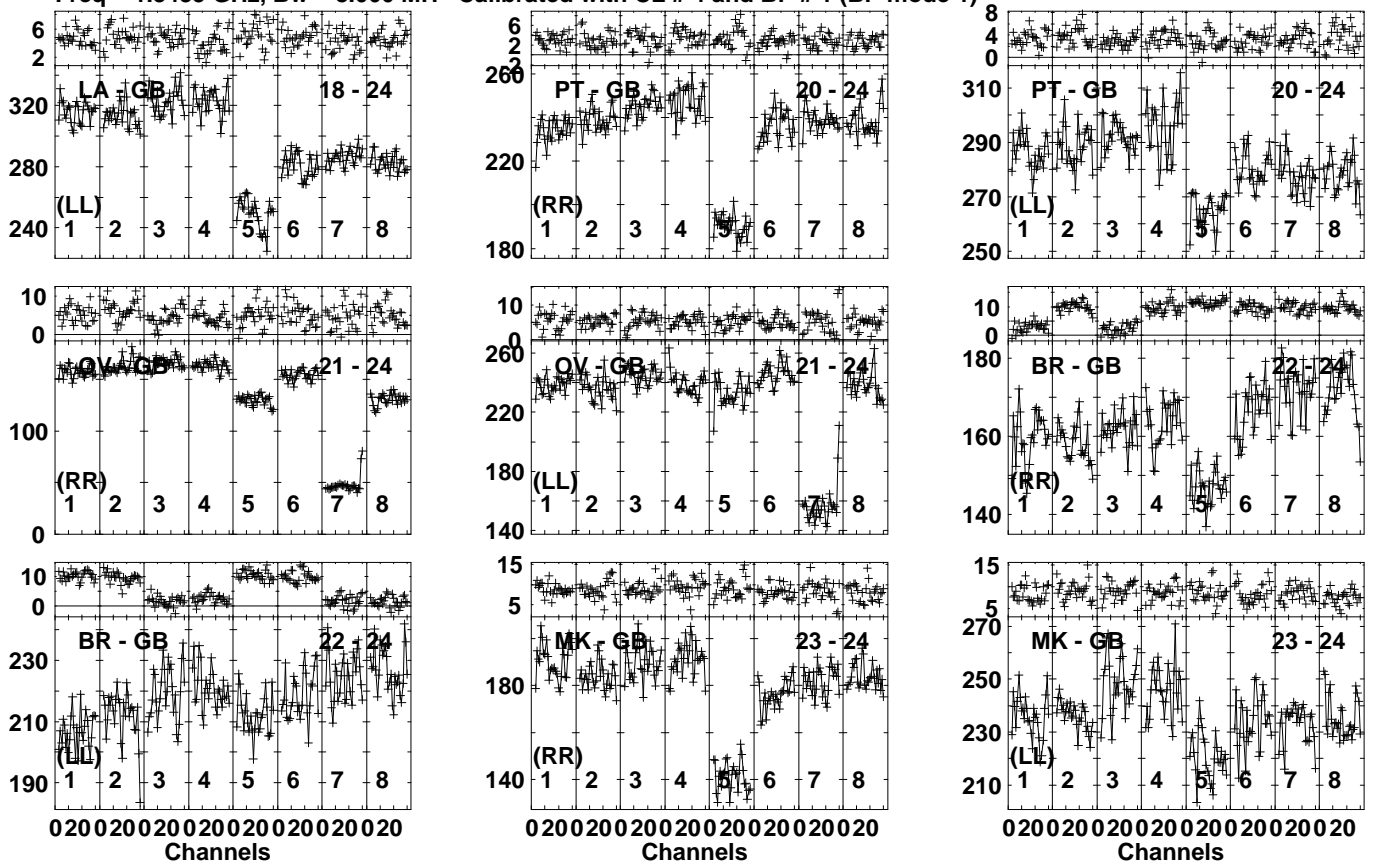
Lower frame: Milli Ampl Jy Top frame: Phas deg
Vector averaged cross-power spectrum Several baselines displayed
Timerange: 00/16:31:11 to 00/16:37:59

Plot file version 723 created 30-AUG-2023 08:50:19
 J1103+1158 GM081D 1.UVDATA.1
 Freq = 1.3435 GHz, Bw = 8.000 MH Calibrated with CL # 4 and BP # 1 (BP mode 1)



Lower frame: Milli Ampl Jy Top frame: Phas deg
 Vector averaged cross-power spectrum Several baselines displayed
 Timerange: 00/16:38:31 to 00/16:39:59

Plot file version 724 created 30-AUG-2023 08:50:19
 J1103+1158 GM081D 1.UVDATA.1
 Freq = 1.3435 GHz, Bw = 8.000 MH Calibrated with CL # 4 and BP # 1 (BP mode 1)

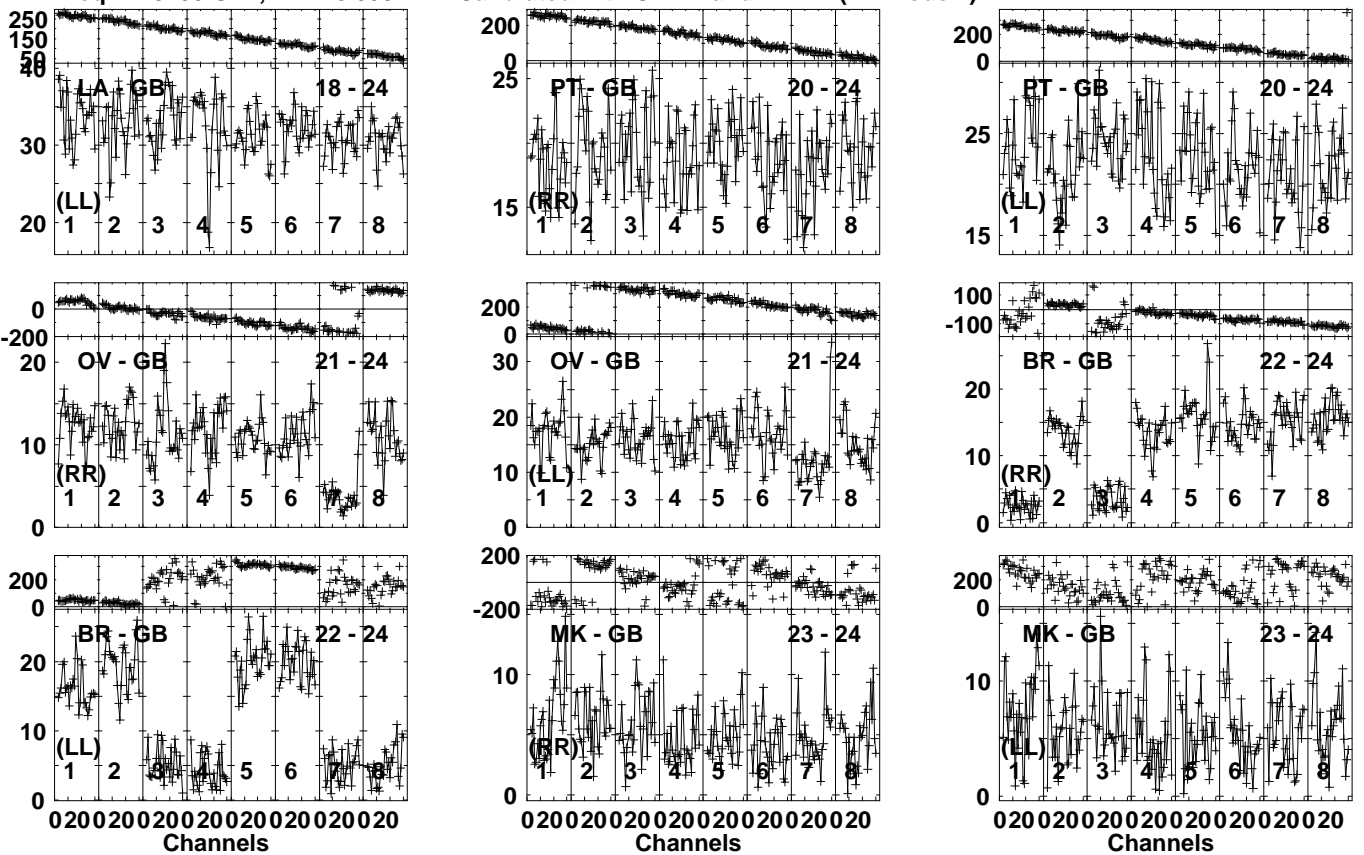


Lower frame: Milli Ampl Jy Top frame: Phas deg
 Vector averaged cross-power spectrum Several baselines displayed
 Timerange: 00/16:38:31 to 00/16:39:59

Plot file version 726 created 30-AUG-2023 08:50:23

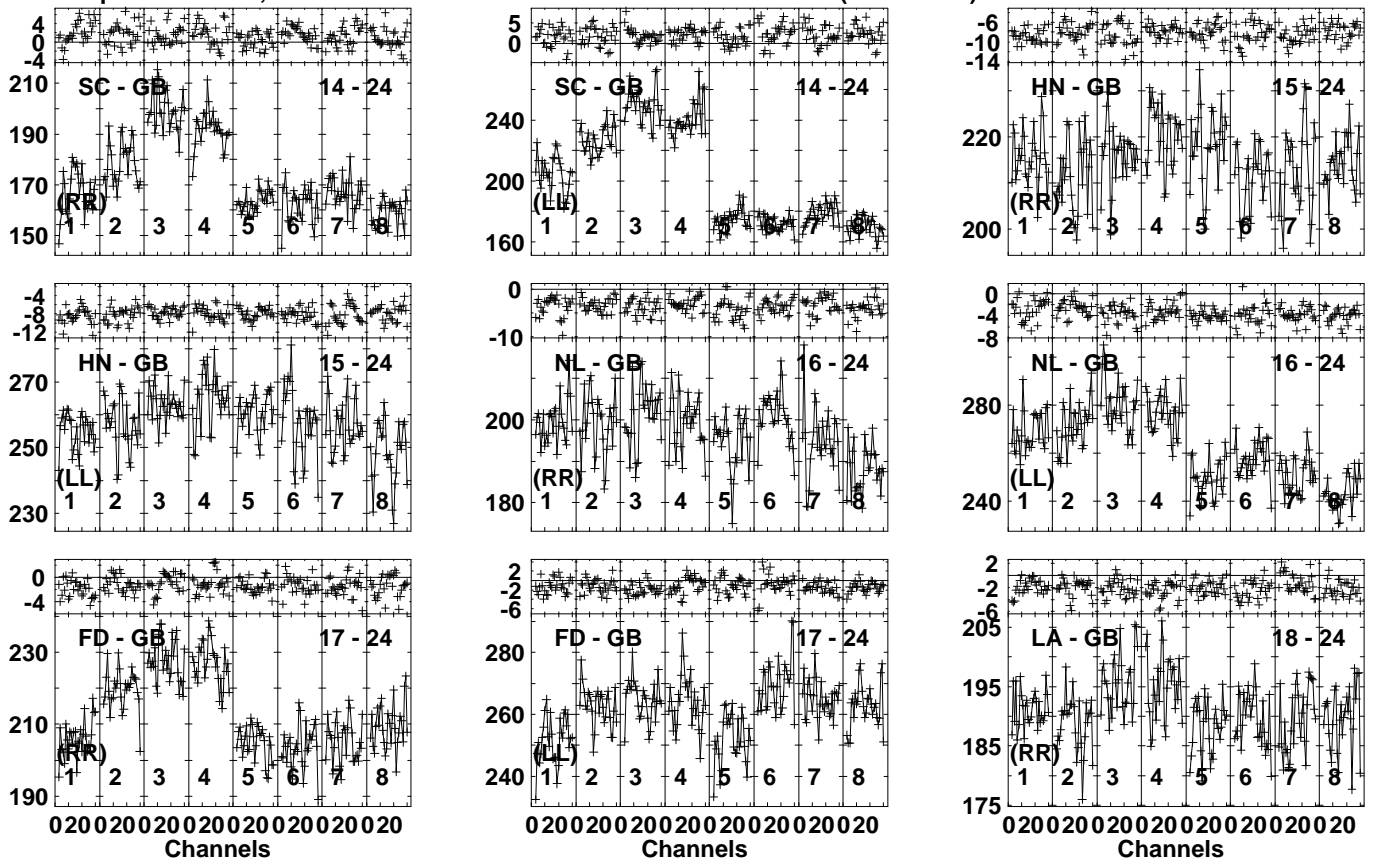
J1100+1002 GM081D 1.UVDATA.1

Freq = 1.3435 GHz, Bw = 8.000 MH Calibrated with CL # 4 and BP # 1 (BP mode 1)



Lower frame: Milli Ampl Jy Top frame: Phas deg
Vector averaged cross-power spectrum Several baselines displayed
Timerange: 00/16:40:11 to 00/16:46:59

Plot file version 727 created 30-AUG-2023 08:50:27
 J1103+1158 GM081D 1.UVDATA.1
 Freq = 1.3435 GHz, Bw = 8.000 MH Calibrated with CL # 4 and BP # 1 (BP mode 1)

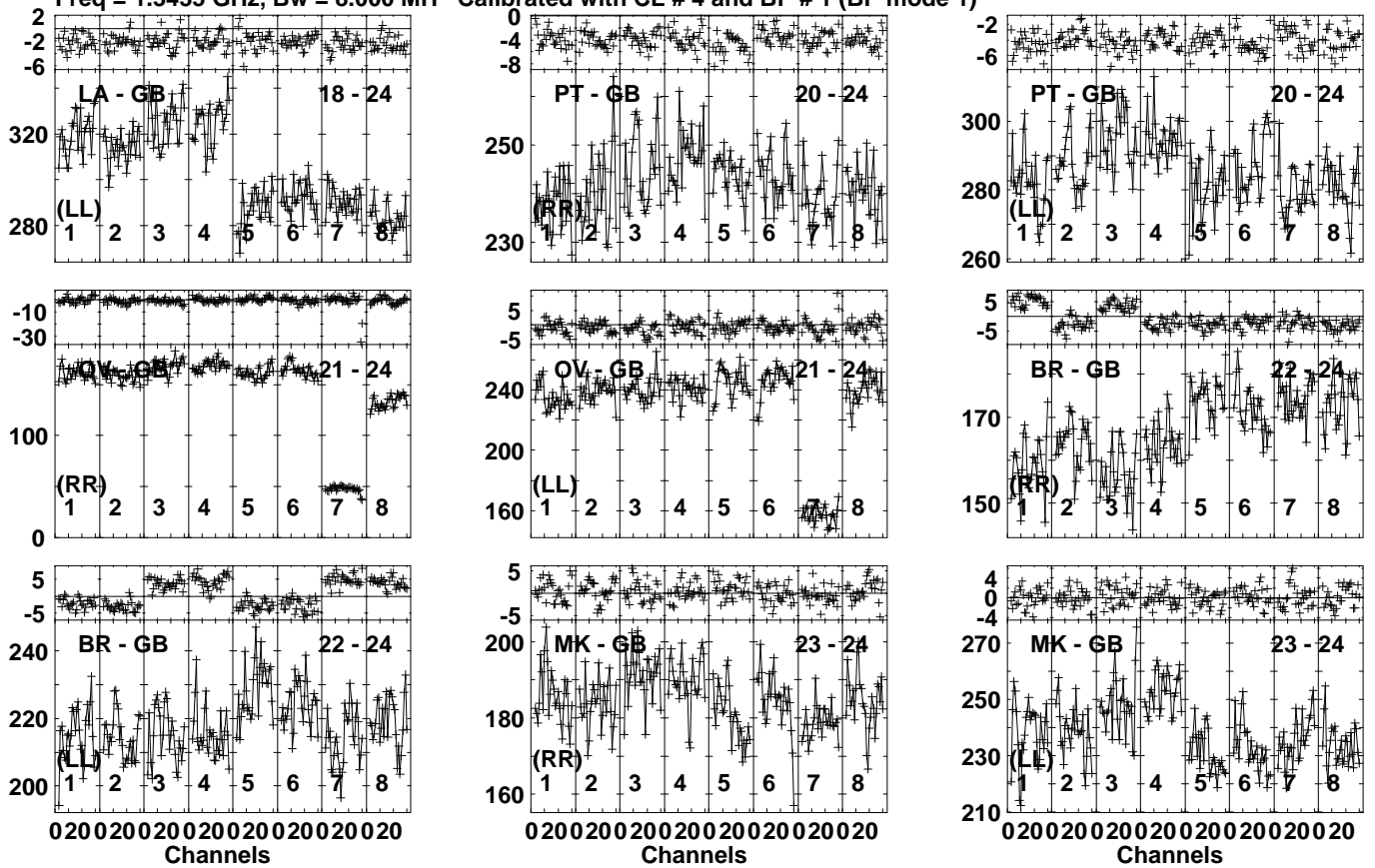


Lower frame: Milli Ampl Jy Top frame: Phas deg
 Vector averaged cross-power spectrum Several baselines displayed
 Timerange: 00/16:47:31 to 00/16:48:59

Plot file version 728 created 30-AUG-2023 08:50:27

J1103+1158 GM081D 1.UVDATA.1

Freq = 1.3435 GHz, Bw = 8.000 MH Calibrated with CL # 4 and BP # 1 (BP mode 1)

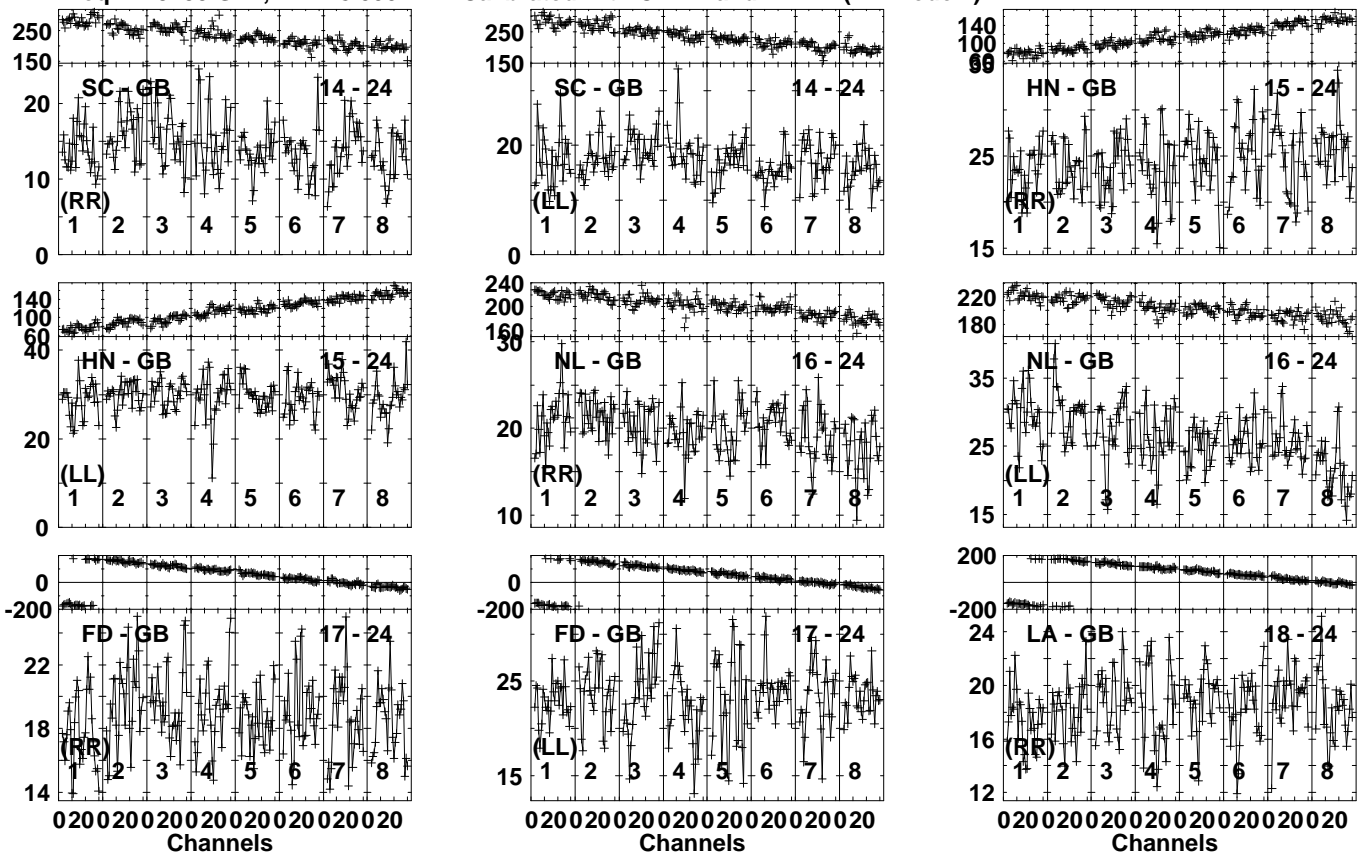


Lower frame: Milli Ampl Jy Top frame: Phas deg
Vector averaged cross-power spectrum Several baselines displayed
Timerange: 00/16:47:31 to 00/16:48:59

Plot file version 729 created 30-AUG-2023 08:50:31

J1100+1002 GM081D 1.UVDATA.1

Freq = 1.3435 GHz, Bw = 8.000 MH Calibrated with CL # 4 and BP # 1 (BP mode 1)

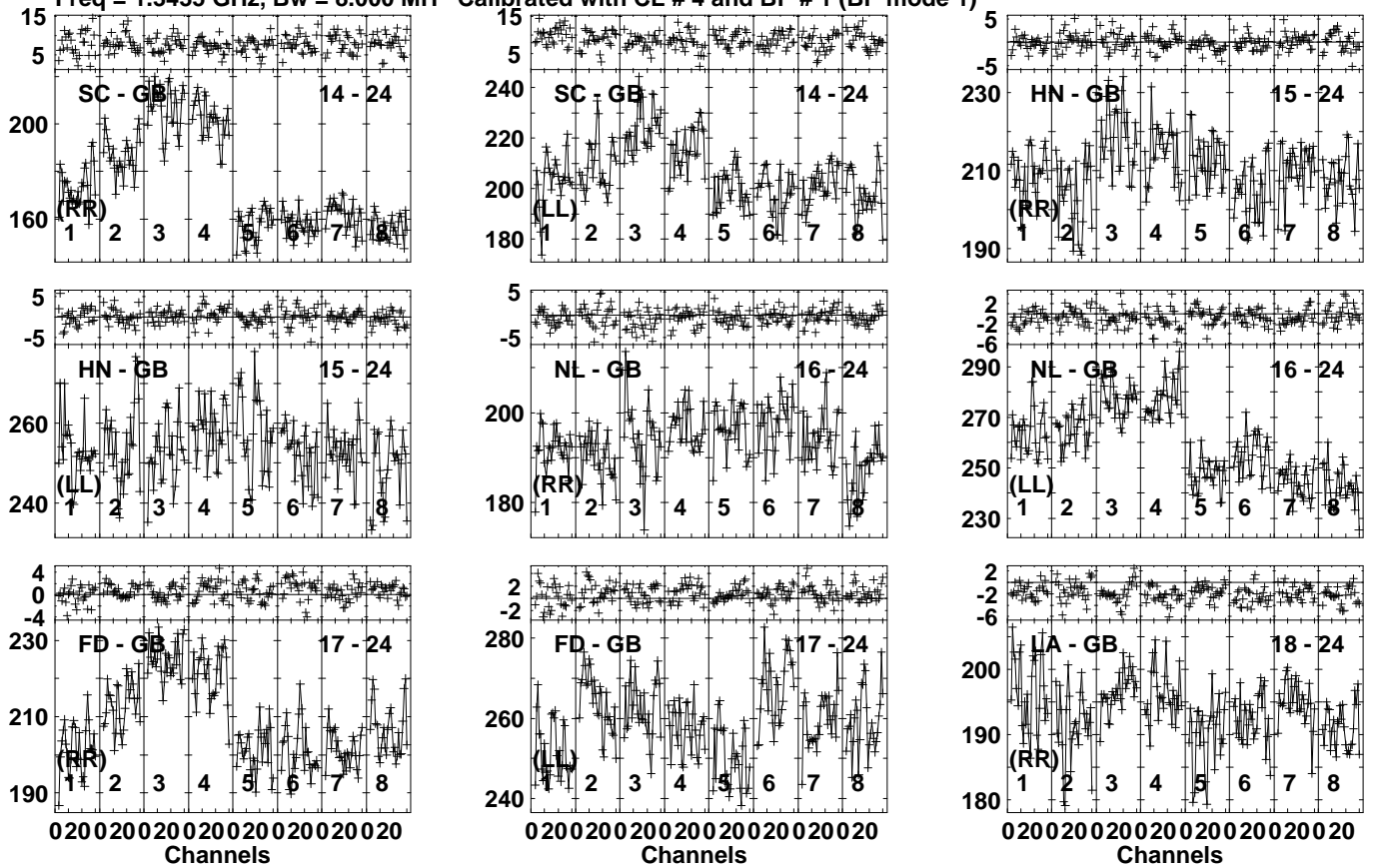


Lower frame: Milli Ampl Jy Top frame: Phas deg
Vector averaged cross-power spectrum Several baselines displayed
Timerange: 00/16:49:11 to 00/16:55:59

Plot file version 731 created 30-AUG-2023 08:50:35

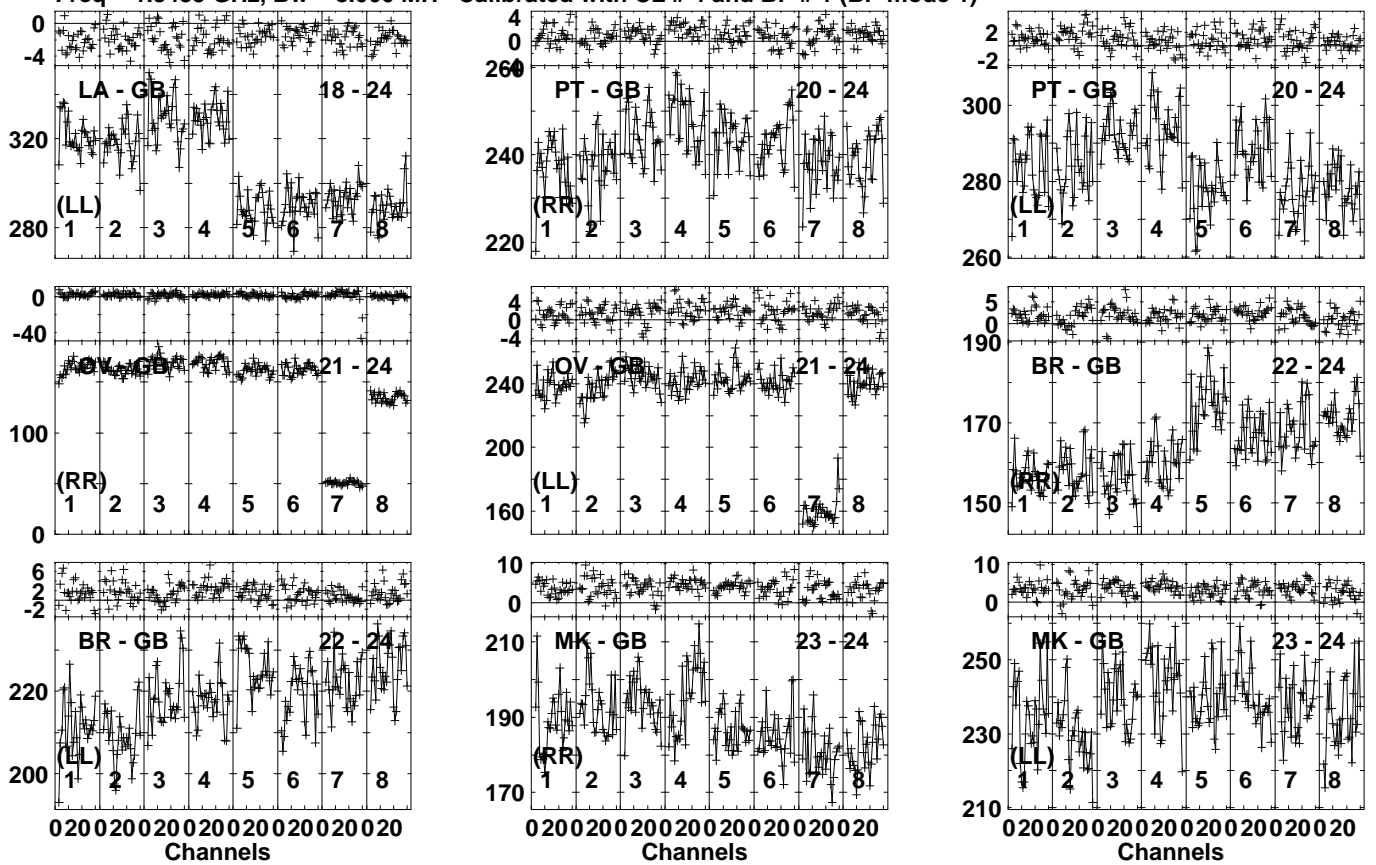
J1103+1158 GM081D 1.UVDATA.1

Freq = 1.3435 GHz, Bw = 8.000 MH Calibrated with CL # 4 and BP # 1 (BP mode 1)



Lower frame: Milli Ampl Jy Top frame: Phas deg
Vector averaged cross-power spectrum Several baselines displayed
Timerange: 00/16:56:31 to 00/16:57:59

Plot file version 732 created 30-AUG-2023 08:50:35
 J1103+1158 GM081D 1.UVDATA.1
 Freq = 1.3435 GHz, Bw = 8.000 MH Calibrated with CL # 4 and BP # 1 (BP mode 1)

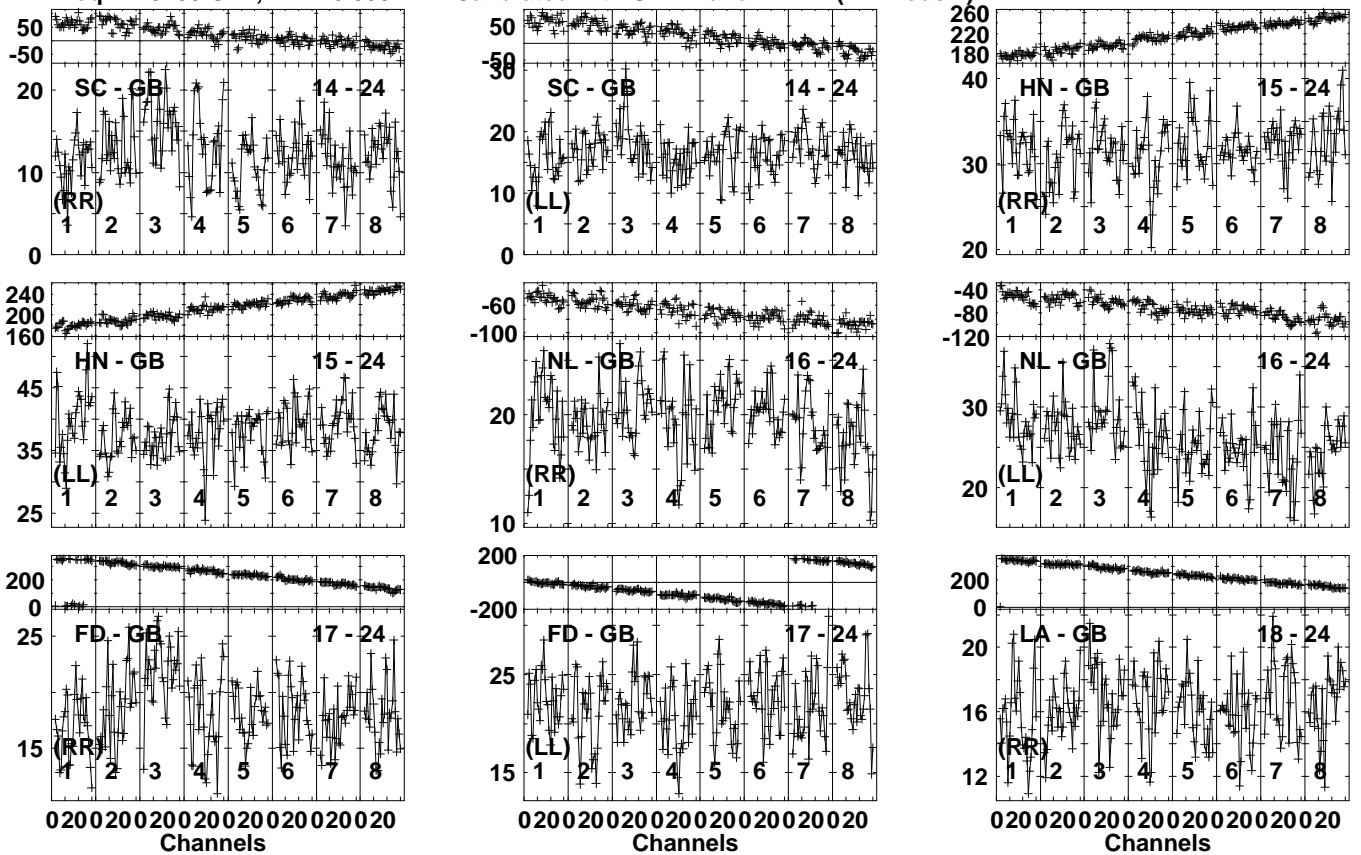


Lower frame: Milli Ampl Jy Top frame: Phas deg
 Vector averaged cross-power spectrum Several baselines displayed
 Timerange: 00:16:56:31 to 00:16:57:59

Plot file version 733 created 30-AUG-2023 08:50:39

J1100+1002 GM081D 1.UVDATA.1

Freq = 1.3435 GHz, Bw = 8.000 MH Calibrated with CL # 4 and BP # 1 (BP mode 1)

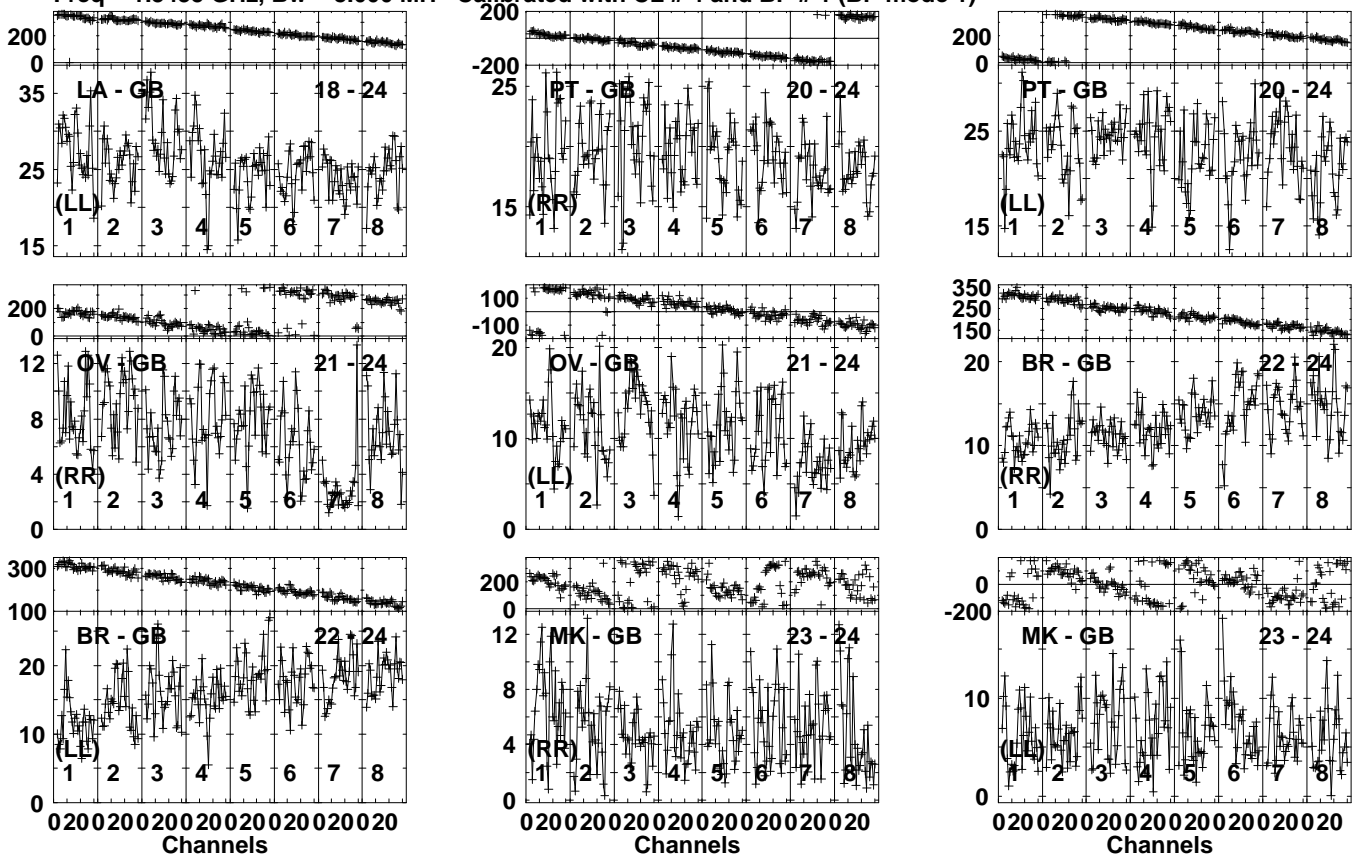


Lower frame: Milli Ampl Jy Top frame: Phas deg
Vector averaged cross-power spectrum Several baselines displayed
Timerange: 00/16:58:11 to 00/17:04:59

Plot file version 734 created 30-AUG-2023 08:50:39

J1100+1002 GM081D 1.UVDATA.1

Freq = 1.3435 GHz, Bw = 8.000 MH Calibrated with CL # 4 and BP # 1 (BP mode 1)

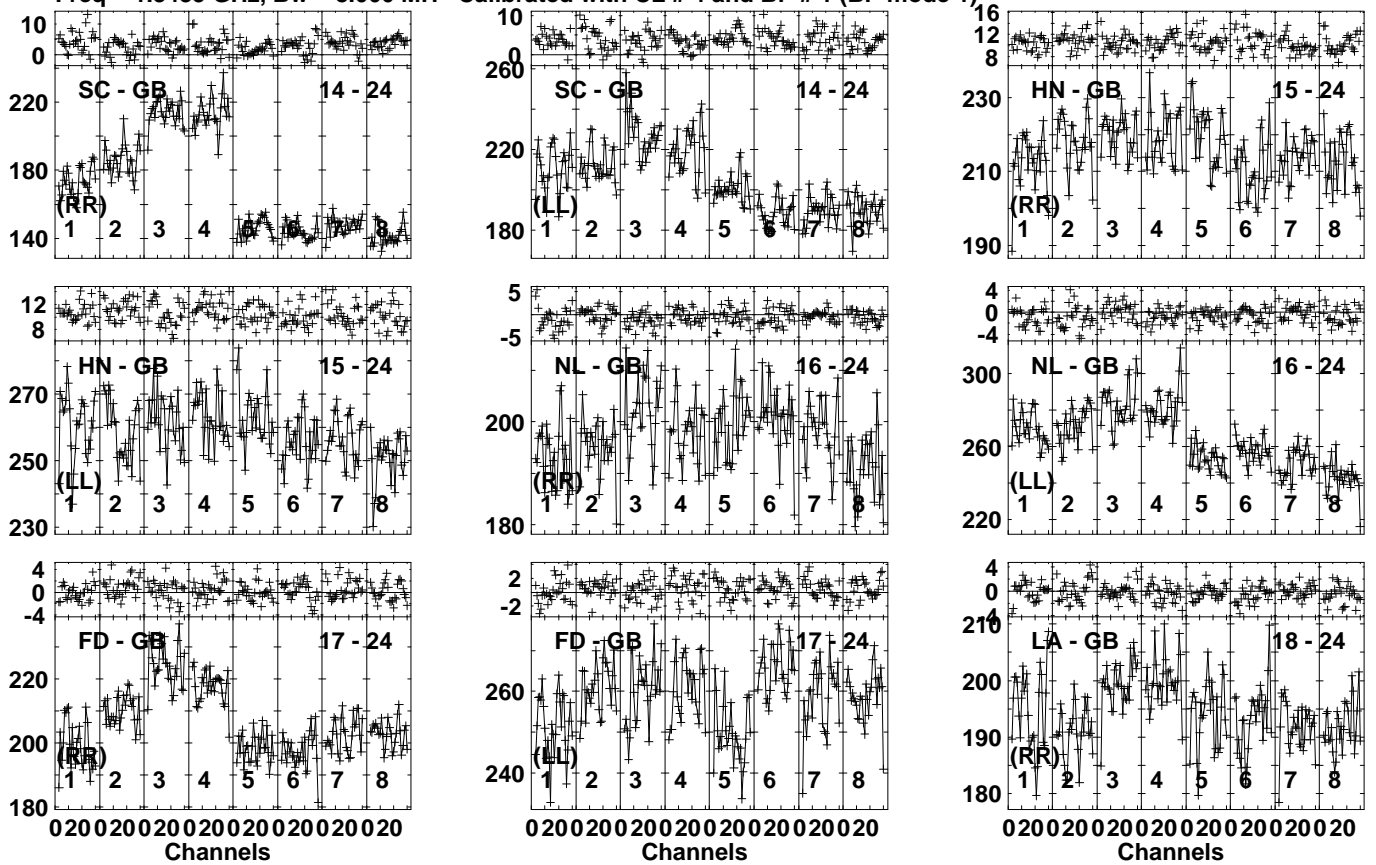


Lower frame: Milli Ampl Jy Top frame: Phas deg
Vector averaged cross-power spectrum Several baselines displayed
Timerange: 00/16:58:11 to 00/17:04:59

Plot file version 735 created 30-AUG-2023 08:50:43

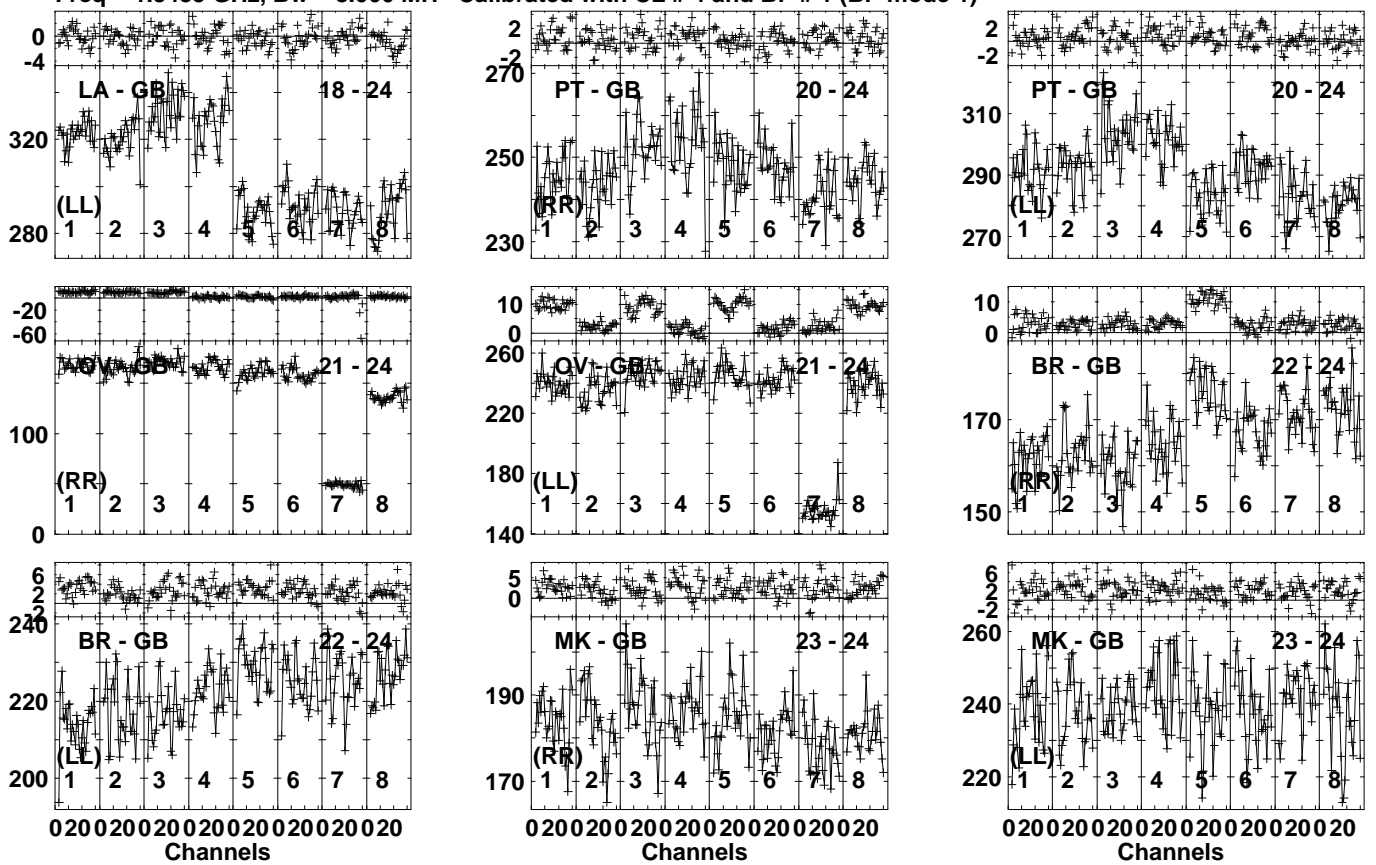
J1103+1158 GM081D 1.UVDATA.1

Freq = 1.3435 GHz, Bw = 8.000 MH Calibrated with CL # 4 and BP # 1 (BP mode 1)



Lower frame: Milli Ampl Jy Top frame: Phas deg
Vector averaged cross-power spectrum Several baselines displayed
Timerange: 00/17:05:31 to 00/17:06:59

Plot file version 736 created 30-AUG-2023 08:50:43
 J1103+1158 GM081D 1.UVDATA.1
 Freq = 1.3435 GHz, Bw = 8.000 MH Calibrated with CL # 4 and BP # 1 (BP mode 1)

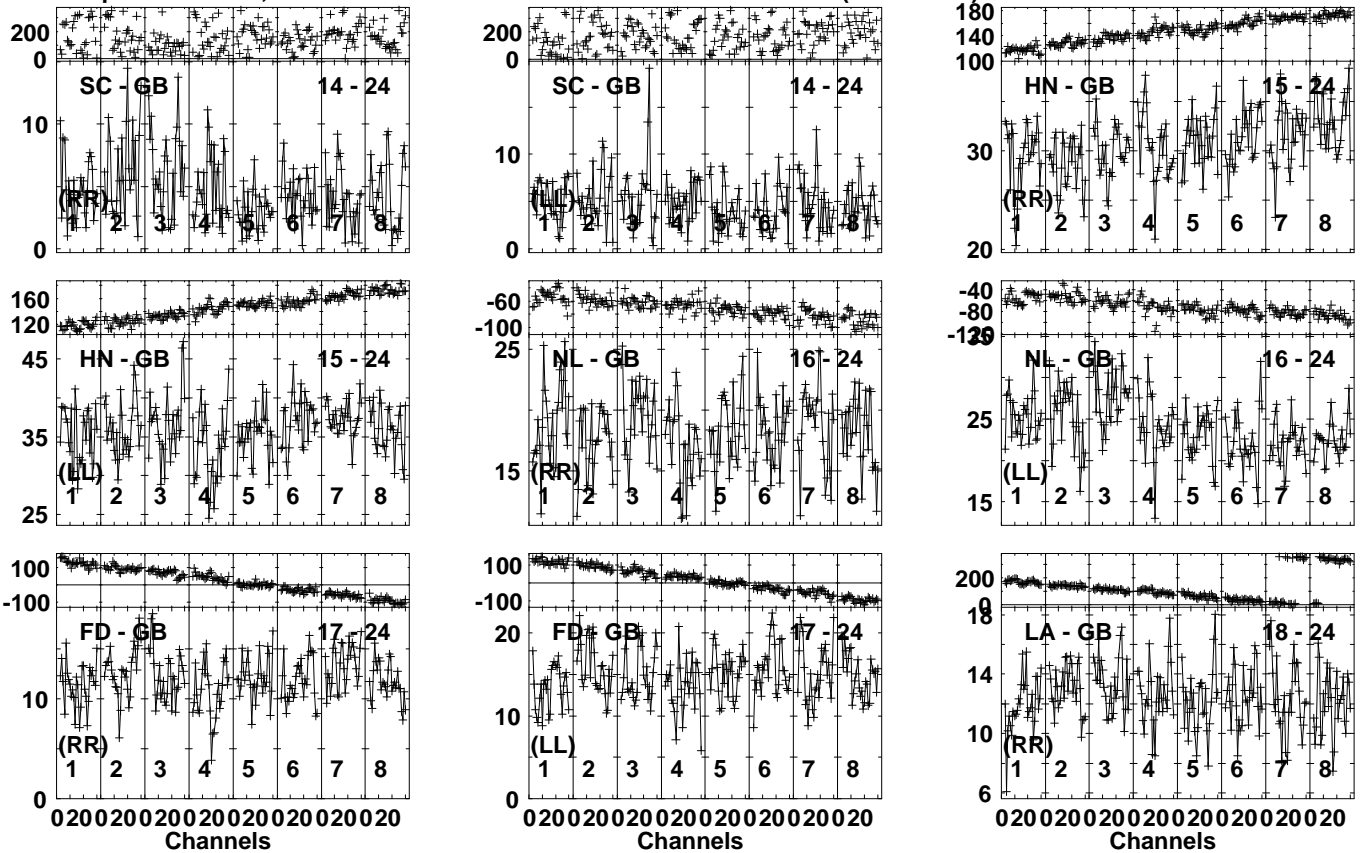


Lower frame: Milli Ampl Jy Top frame: Phas deg
 Vector averaged cross-power spectrum Several baselines displayed
 Timerange: 00/17:05:31 to 00/17:06:59

Plot file version 737 created 30-AUG-2023 08:50:47

J1100+1002 GM081D 1.UVDATA.1

Freq = 1.3435 GHz, Bw = 8.000 MH Calibrated with CL # 4 and BP # 1 (BP mode 1)

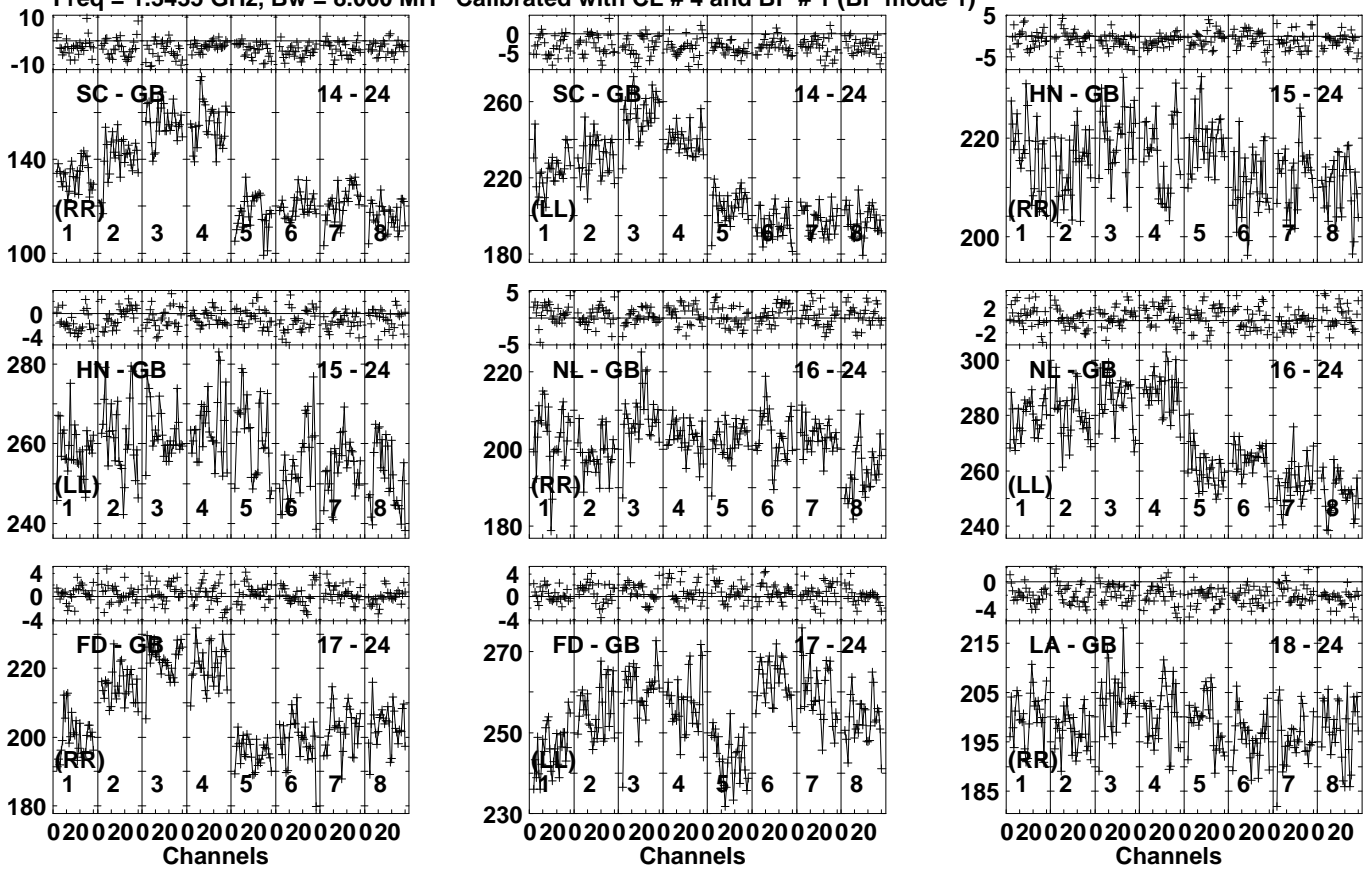


Lower frame: Milli Ampl Jy Top frame: Phas deg
Vector averaged cross-power spectrum Several baselines displayed
Timerange: 00/17:07:11 to 00/17:13:59

Plot file version 739 created 30-AUG-2023 08:50:51

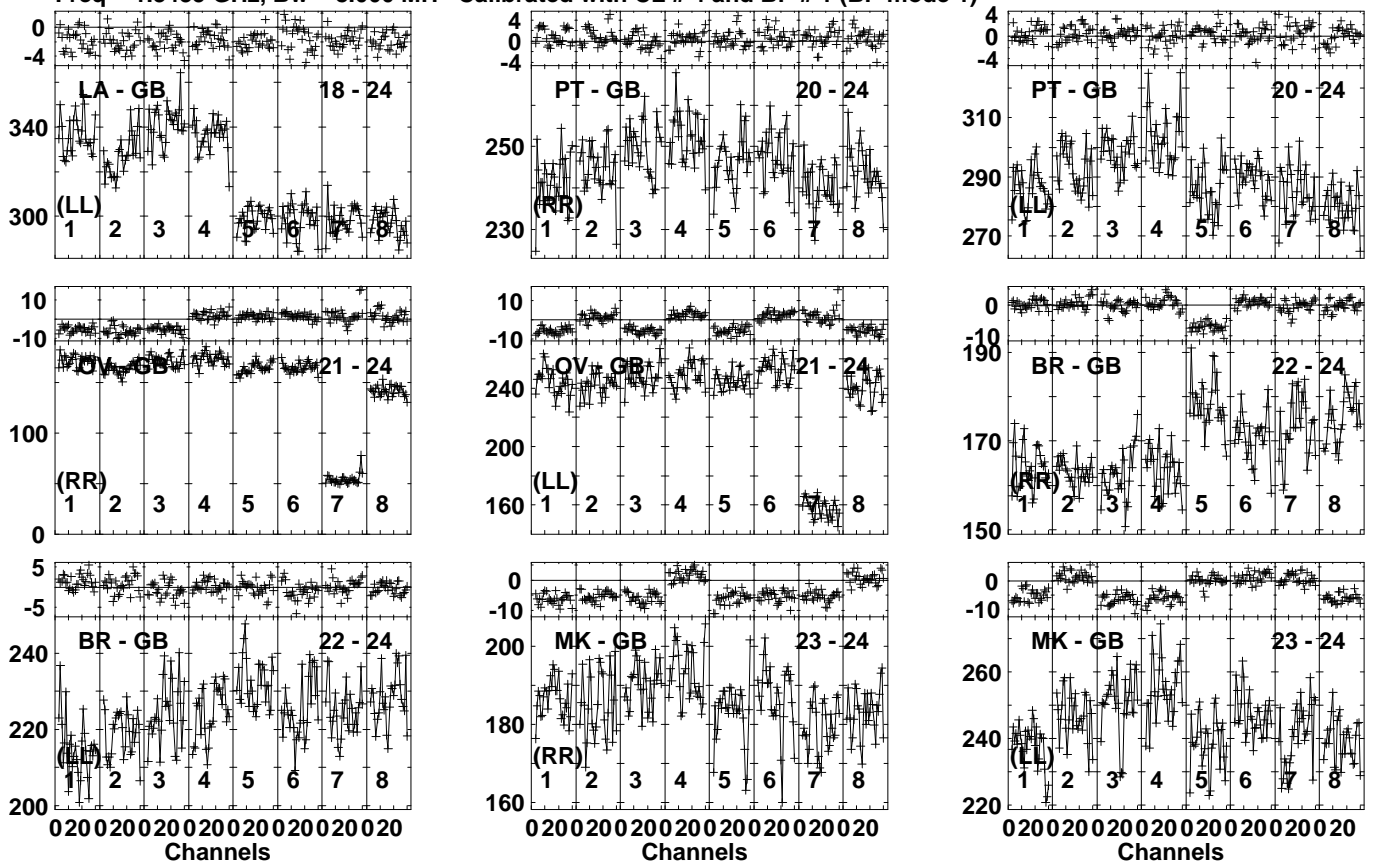
J1103+1158 GM081D 1.UVDATA.1

Freq = 1.3435 GHz, Bw = 8.000 MH Calibrated with CL # 4 and BP # 1 (BP mode 1)



Lower frame: Milli Ampl Jy Top frame: Phas deg
Vector averaged cross-power spectrum Several baselines displayed
Timerange: 00/17:14:31 to 00/17:15:59

Plot file version 740 created 30-AUG-2023 08:50:51
 J1103+1158 GM081D 1.UVDATA.1
 Freq = 1.3435 GHz, Bw = 8.000 MH Calibrated with CL # 4 and BP # 1 (BP mode 1)

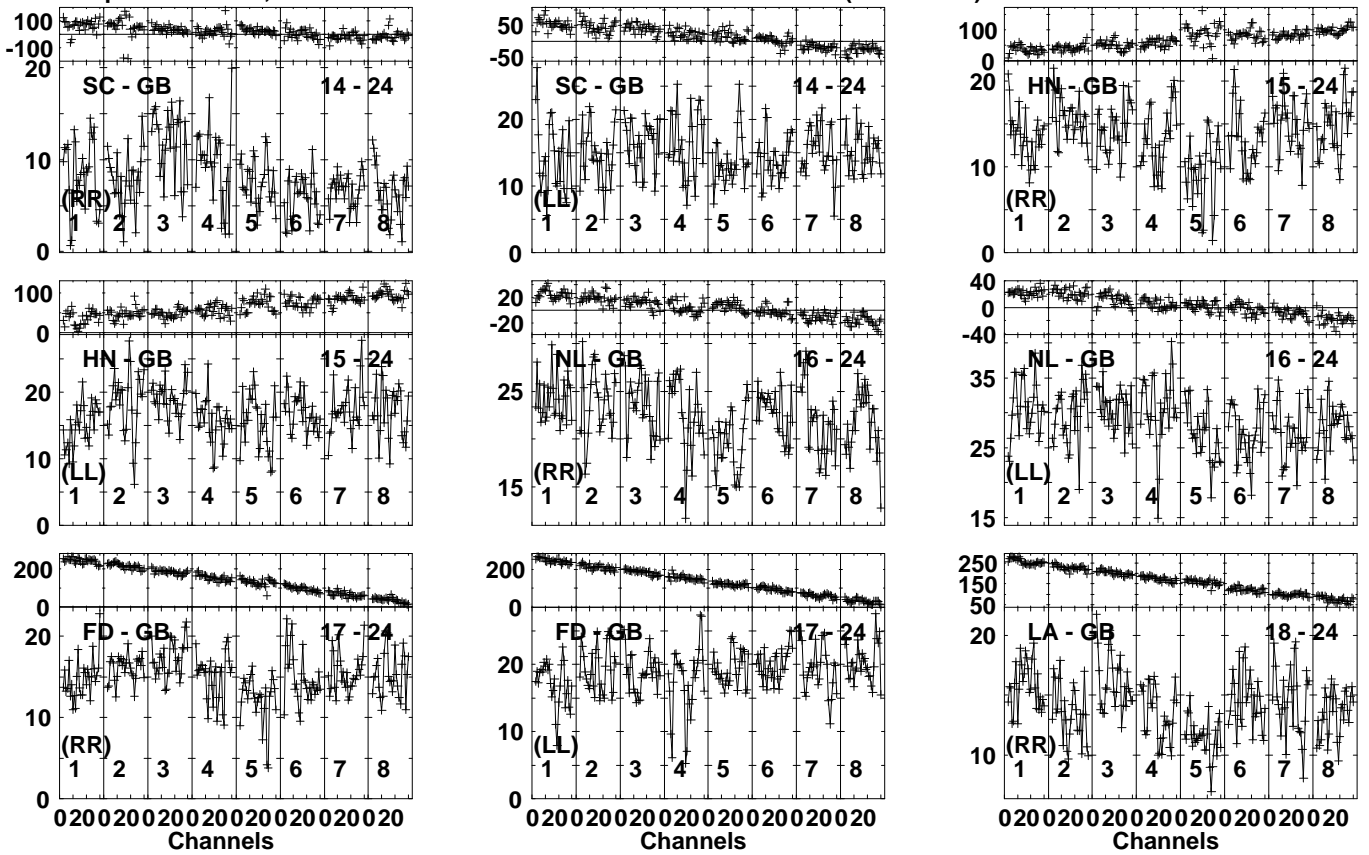


Lower frame: Milli Ampl Jy Top frame: Phas deg
 Vector averaged cross-power spectrum Several baselines displayed
 Timerange: 00/17:14:31 to 00/17:15:59

Plot file version 741 created 30-AUG-2023 08:50:55

J1100+1002 GM081D 1.UVDATA.1

Freq = 1.3435 GHz, Bw = 8.000 MH Calibrated with CL # 4 and BP # 1 (BP mode 1)

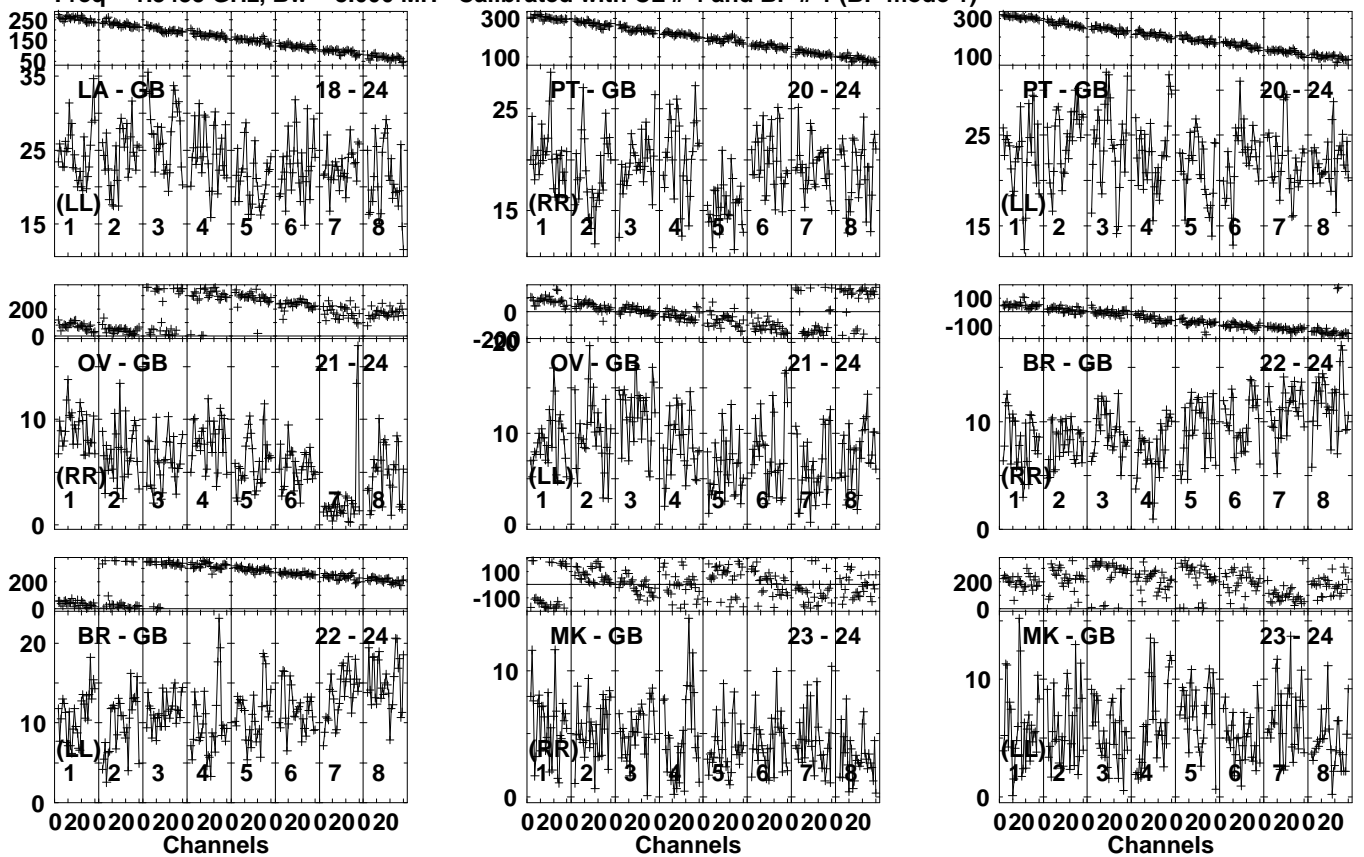


Lower frame: Milli Ampl Jy Top frame: Phas deg
Vector averaged cross-power spectrum Several baselines displayed
Timerange: 00/17:16:11 to 00/17:22:59

Plot file version 742 created 30-AUG-2023 08:50:56

J1100+1002 GM081D 1.UVDATA.1

Freq = 1.3435 GHz, Bw = 8.000 MH Calibrated with CL # 4 and BP # 1 (BP mode 1)

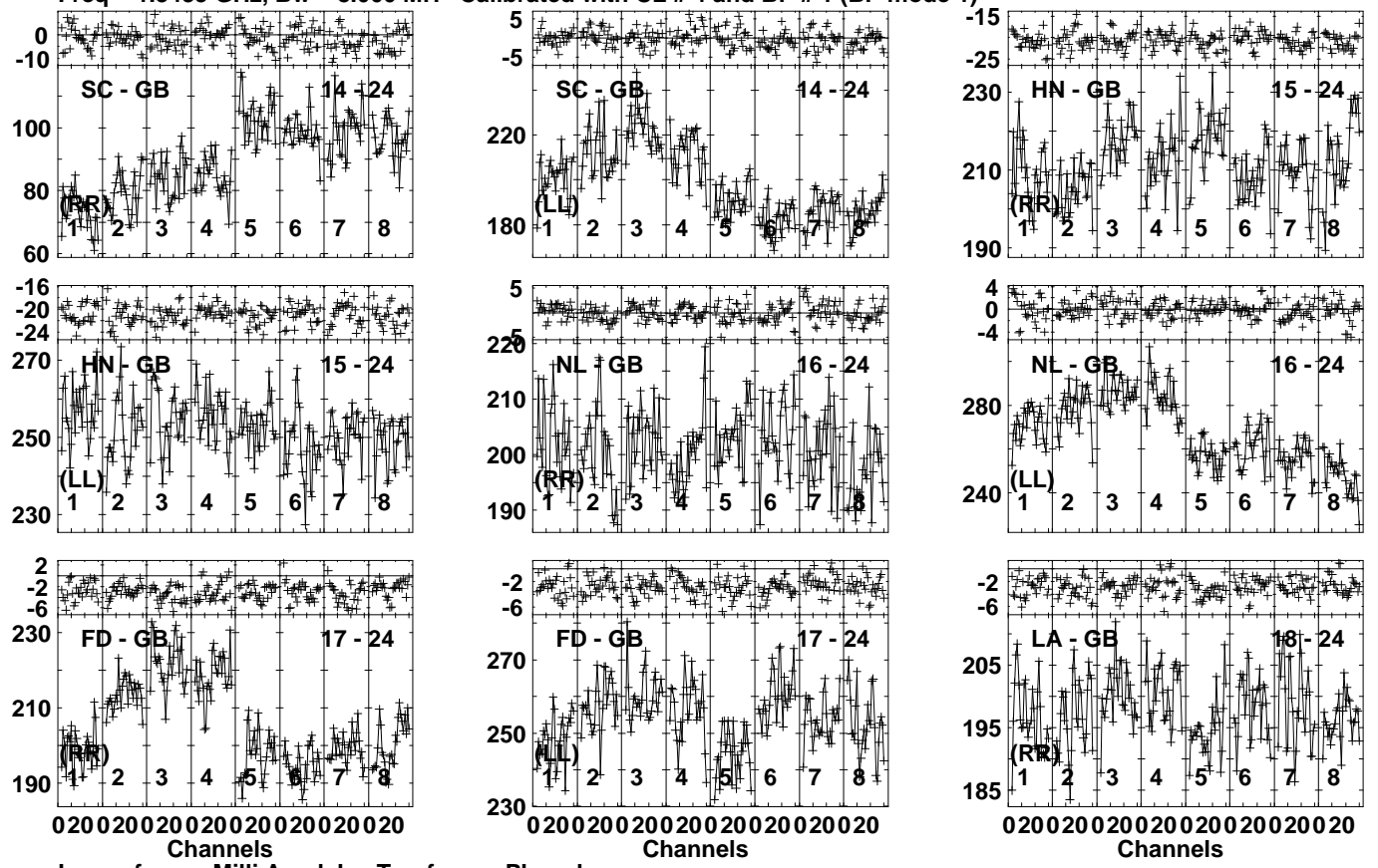


Lower frame: Milli Ampl Jy Top frame: Phas deg
Vector averaged cross-power spectrum Several baselines displayed
Timerange: 00/17:16:11 to 00/17:22:59

Plot file version 743 created 30-AUG-2023 08:50:59

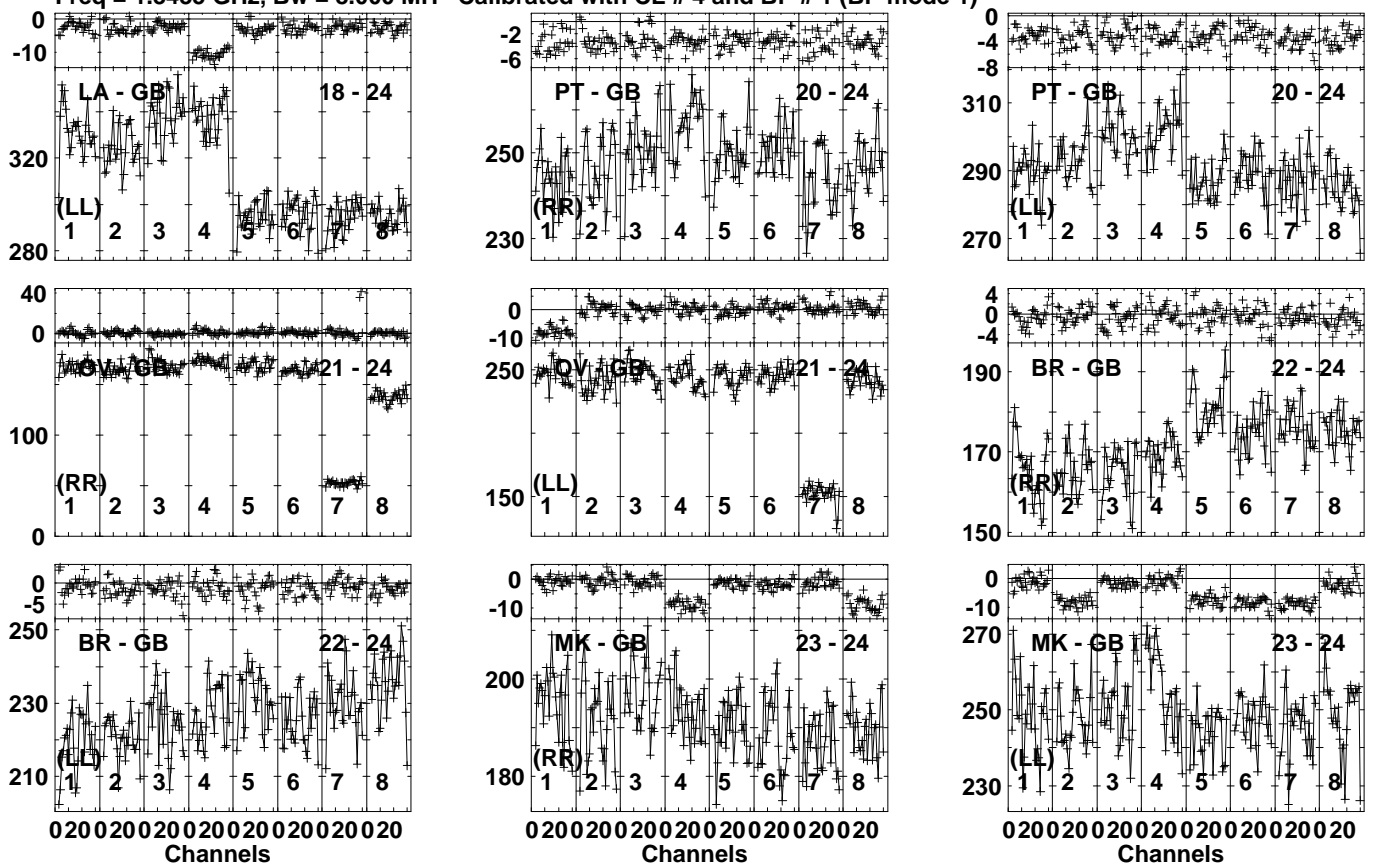
J1103+1158 GM081D 1.UVDATA.1

Freq = 1.3435 GHz, Bw = 8.000 MH Calibrated with CL # 4 and BP # 1 (BP mode 1)



Lower frame: Milli Ampl Jy Top frame: Phas deg
Vector averaged cross-power spectrum Several baselines displayed
Timerange: 00/17:23:31 to 00/17:24:59

Plot file version 744 created 30-AUG-2023 08:51:00
 J1103+1158 GM081D 1.UVDATA.1
 Freq = 1.3435 GHz, Bw = 8.000 MH Calibrated with CL # 4 and BP # 1 (BP mode 1)

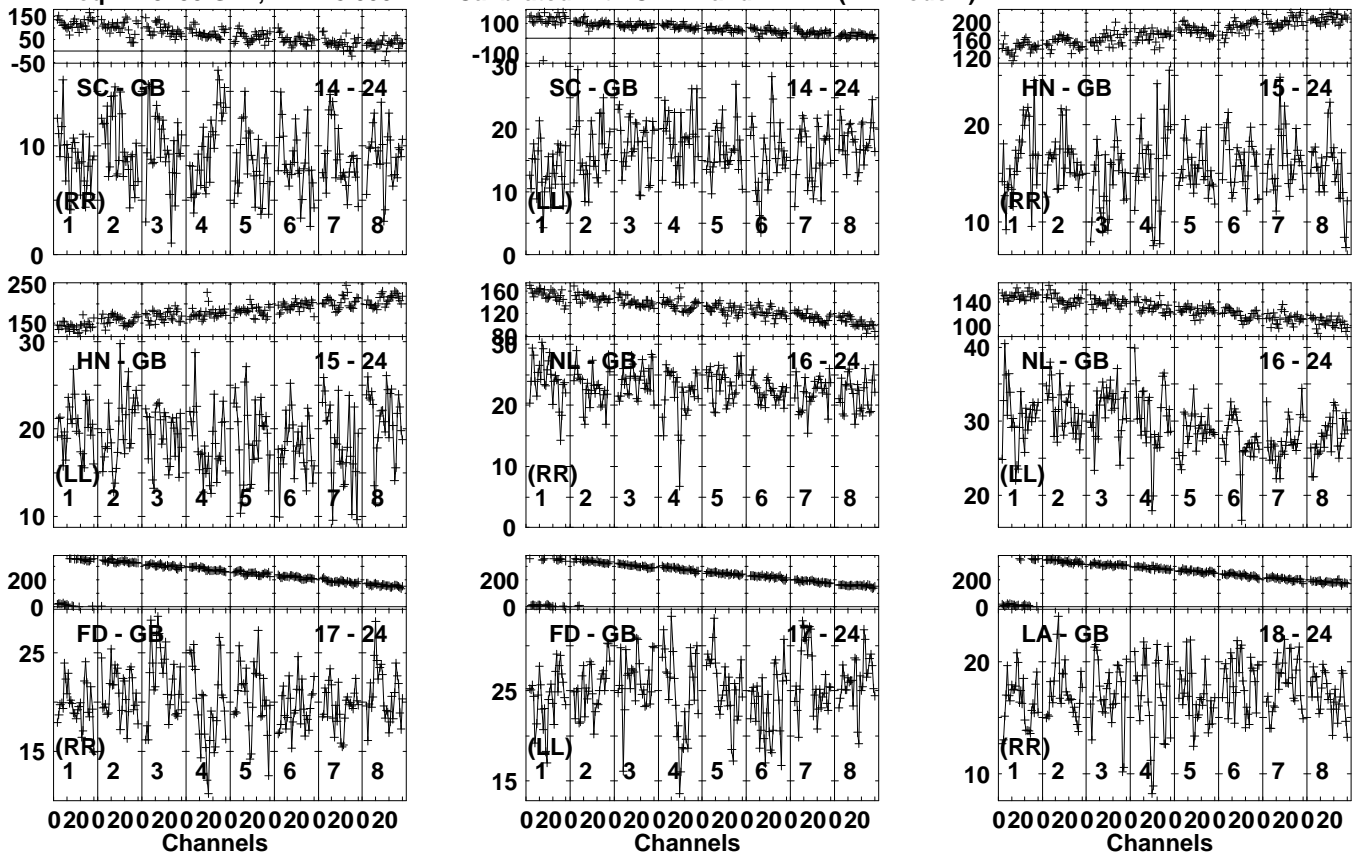


Lower frame: Milli Ampl Jy Top frame: Phas deg
 Vector averaged cross-power spectrum Several baselines displayed
 Timerange: 00/17:23:31 to 00/17:24:59

Plot file version 745 created 30-AUG-2023 08:51:03

J1100+1002 GM081D 1.UVDATA.1

Freq = 1.3435 GHz, Bw = 8.000 MH Calibrated with CL # 4 and BP # 1 (BP mode 1)

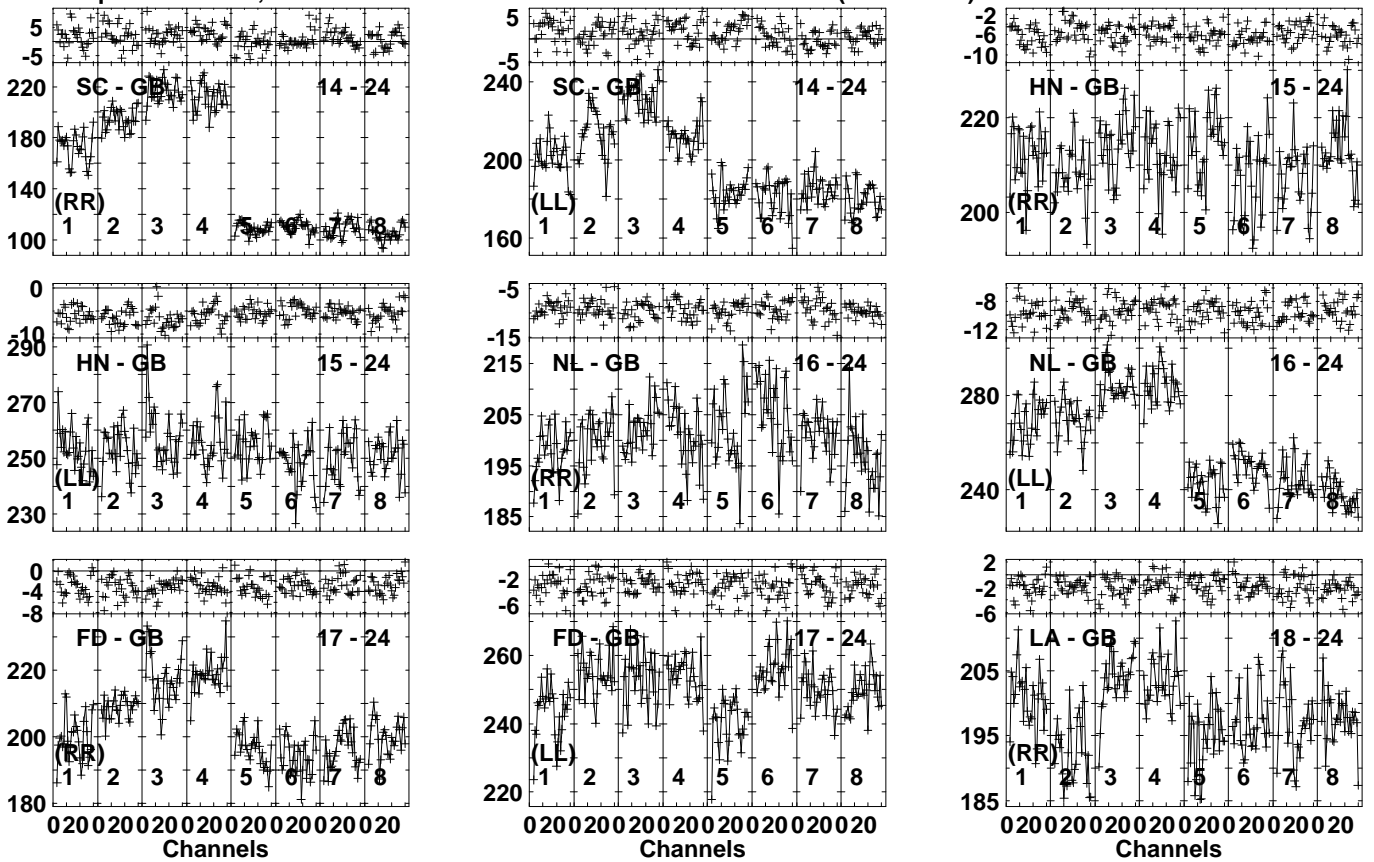


Lower frame: Milli Ampl Jy Top frame: Phas deg
Vector averaged cross-power spectrum Several baselines displayed
Timerange: 00/17:25:11 to 00/17:31:59

Plot file version 747 created 30-AUG-2023 08:51:08

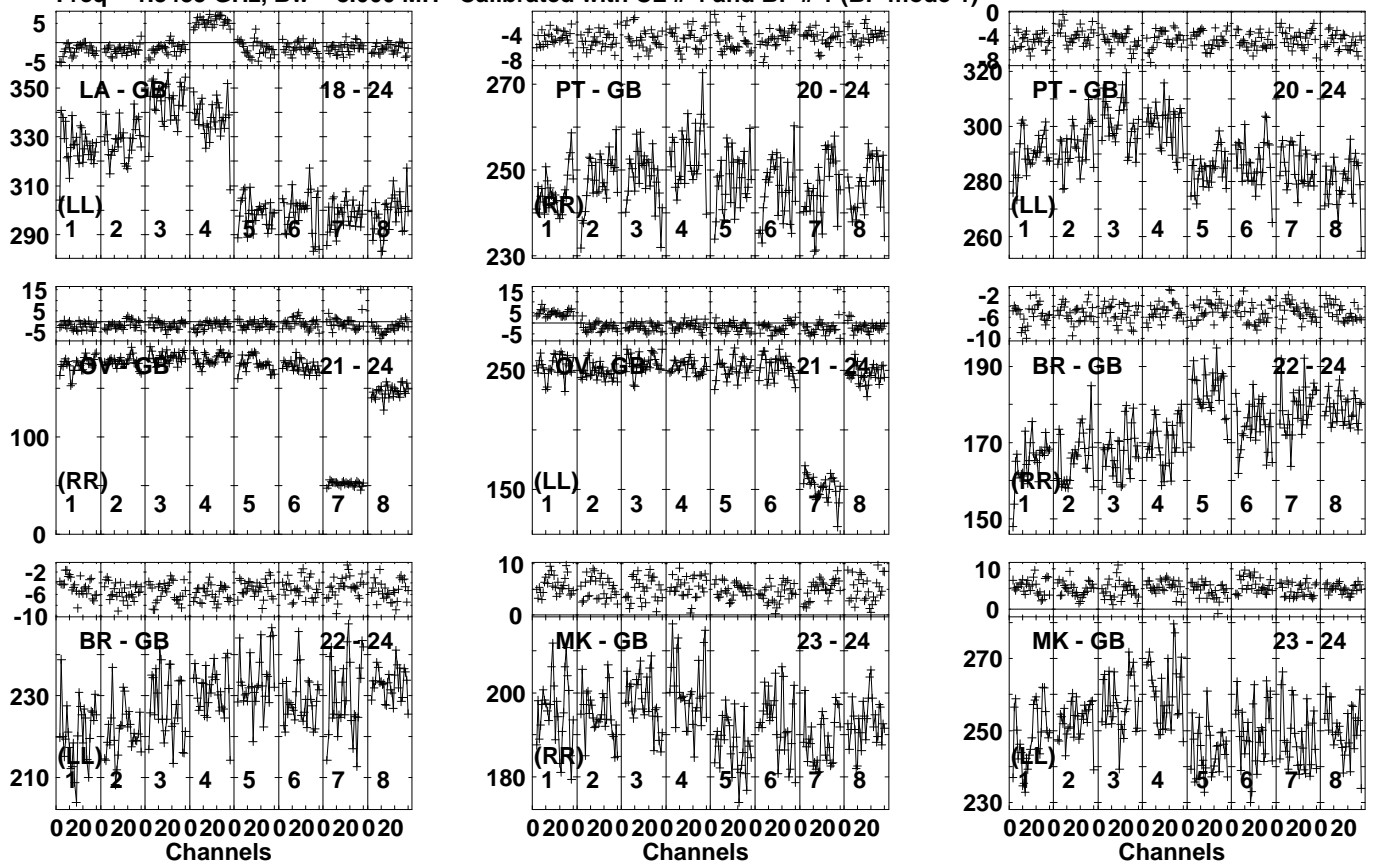
J1103+1158 GM081D 1.UVDATA.1

Freq = 1.3435 GHz, Bw = 8.000 MH Calibrated with CL # 4 and BP # 1 (BP mode 1)



Lower frame: Milli Ampl Jy Top frame: Phas deg
Vector averaged cross-power spectrum Several baselines displayed
Timerange: 00/17:32:31 to 00/17:33:59

Plot file version 748 created 30-AUG-2023 08:51:08
 J1103+1158 GM081D 1.UVDATA.1
 Freq = 1.3435 GHz, Bw = 8.000 MH Calibrated with CL # 4 and BP # 1 (BP mode 1)

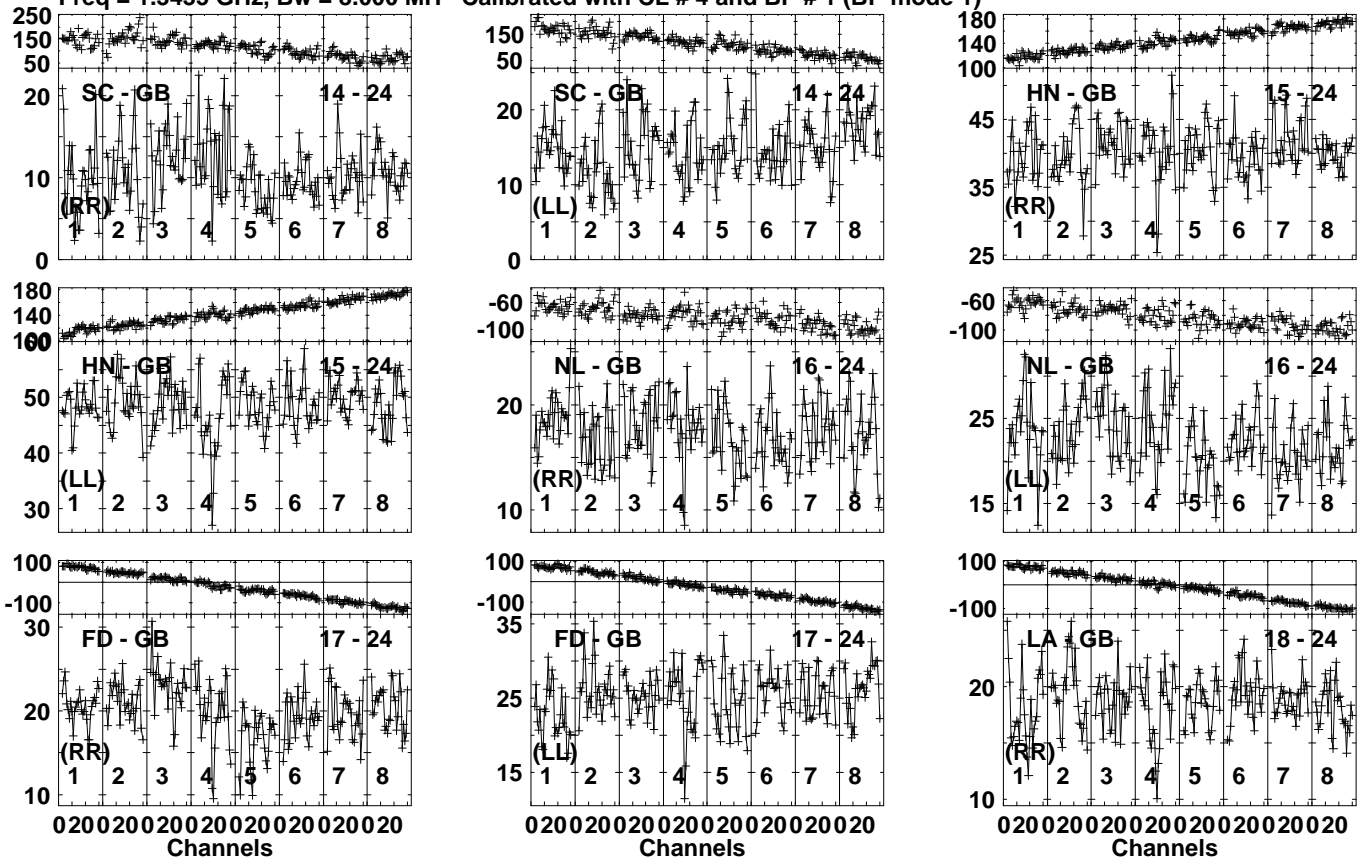


Lower frame: Milli Ampl Jy Top frame: Phas deg
 Vector averaged cross-power spectrum Several baselines displayed
 Timerange: 00:17:32:31 to 00:17:33:59

Plot file version 749 created 30-AUG-2023 08:51:11

J1100+1002 GM081D 1.UVDATA.1

Freq = 1.3435 GHz, Bw = 8.000 MH Calibrated with CL # 4 and BP # 1 (BP mode 1)

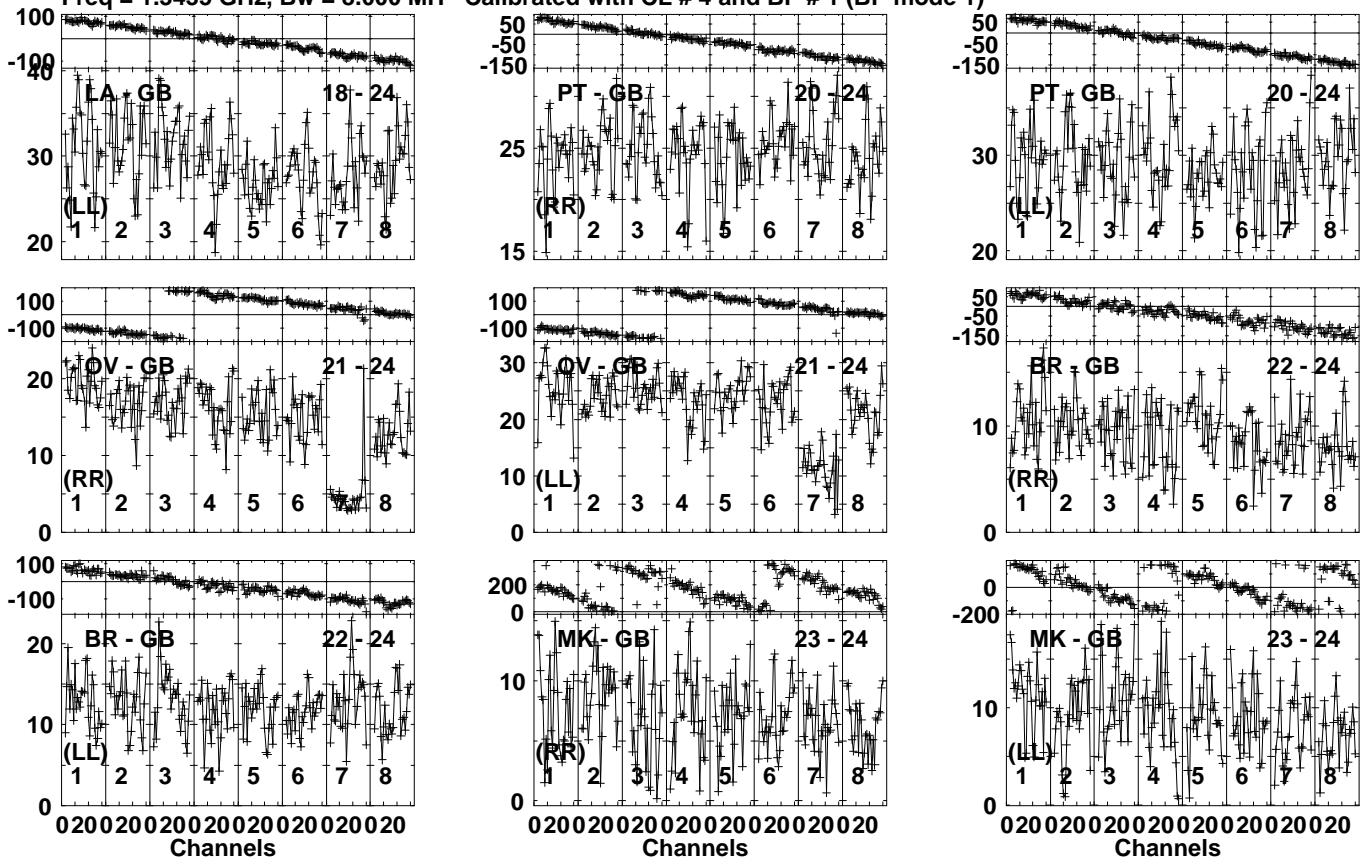


Lower frame: Milli Ampl Jy Top frame: Phas deg
Vector averaged cross-power spectrum Several baselines displayed
Timerange: 00/17:34:11 to 00/17:40:59

Plot file version 750 created 30-AUG-2023 08:51:12

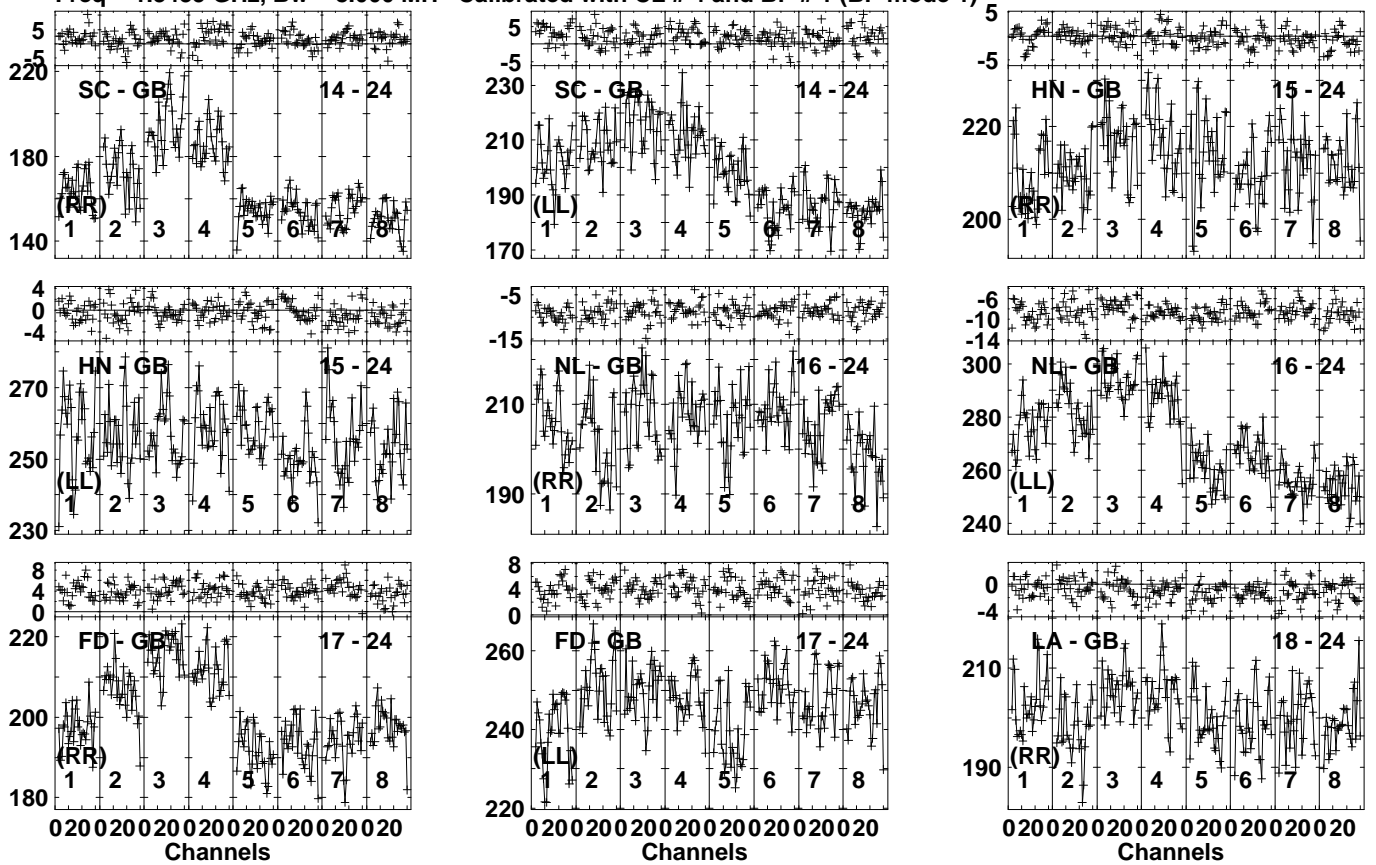
J1100+1002 GM081D 1.UVDATA.1

Freq = 1.3435 GHz, Bw = 8.000 MH Calibrated with CL # 4 and BP # 1 (BP mode 1)



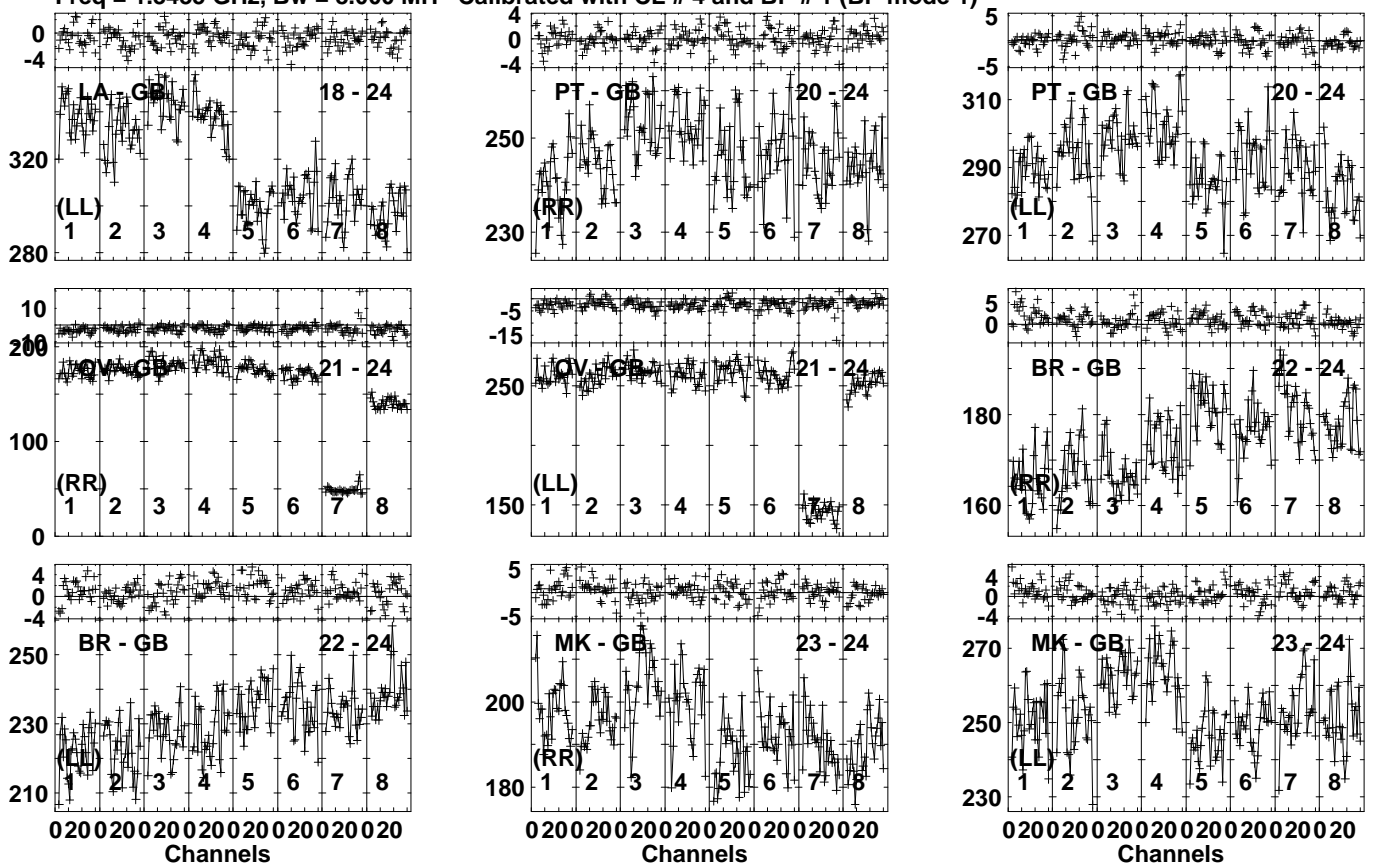
Lower frame: Milli Ampl Jy Top frame: Phas deg
Vector averaged cross-power spectrum Several baselines displayed
Timerange: 00/17:34:11 to 00/17:40:59

Plot file version 751 created 30-AUG-2023 08:51:16
 J1103+1158 GM081D 1.UVDATA.1
 Freq = 1.3435 GHz, Bw = 8.000 MH Calibrated with CL # 4 and BP # 1 (BP mode 1)



Lower frame: Milli Ampl Jy Top frame: Phas deg
 Vector averaged cross-power spectrum Several baselines displayed
 Timerange: 00:17:41:31 to 00:17:42:59

Plot file version 752 created 30-AUG-2023 08:51:16
 J1103+1158 GM081D 1.UVDATA.1
 Freq = 1.3435 GHz, Bw = 8.000 MH Calibrated with CL # 4 and BP # 1 (BP mode 1)

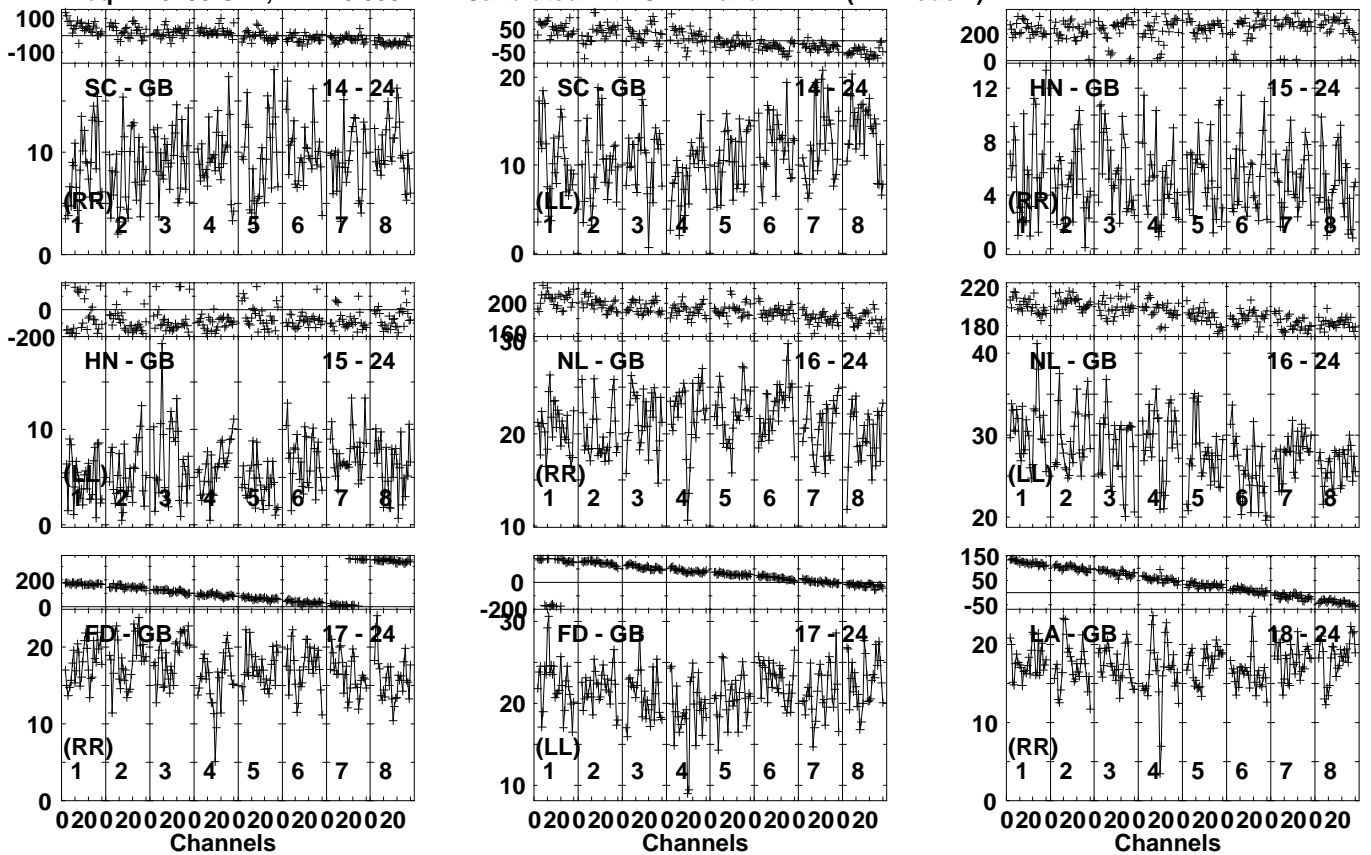


Lower frame: Milli Ampl Jy Top frame: Phas deg
 Vector averaged cross-power spectrum Several baselines displayed
 Timerange: 00:17:41:31 to 00:17:42:59

Plot file version 753 created 30-AUG-2023 08:51:19

J1100+1002 GM081D 1.UVDATA.1

Freq = 1.3435 GHz, Bw = 8.000 MH Calibrated with CL # 4 and BP # 1 (BP mode 1)

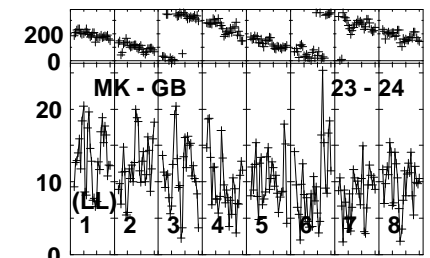
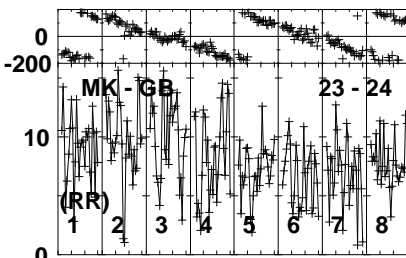
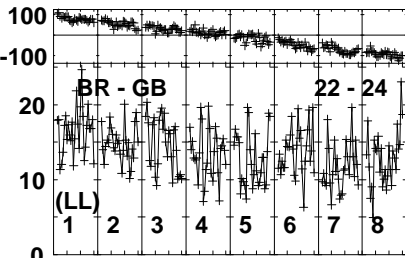
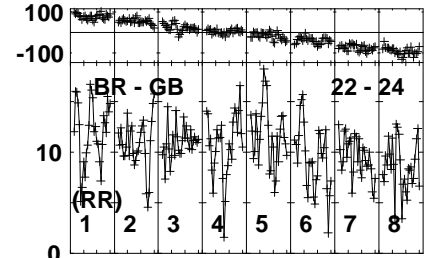
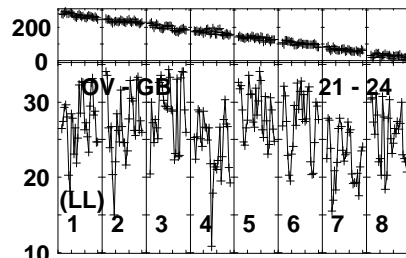
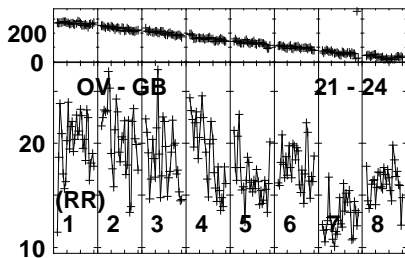
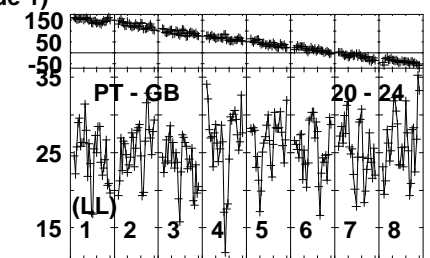
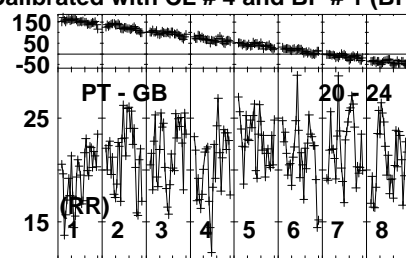
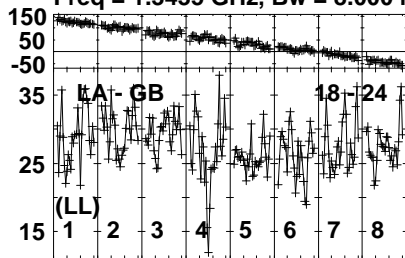


Lower frame: Milli Ampl Jy Top frame: Phas deg
Vector averaged cross-power spectrum Several baselines displayed
Timerange: 00/17:43:11 to 00/17:49:59

Plot file version 754 created 30-AUG-2023 08:51:20

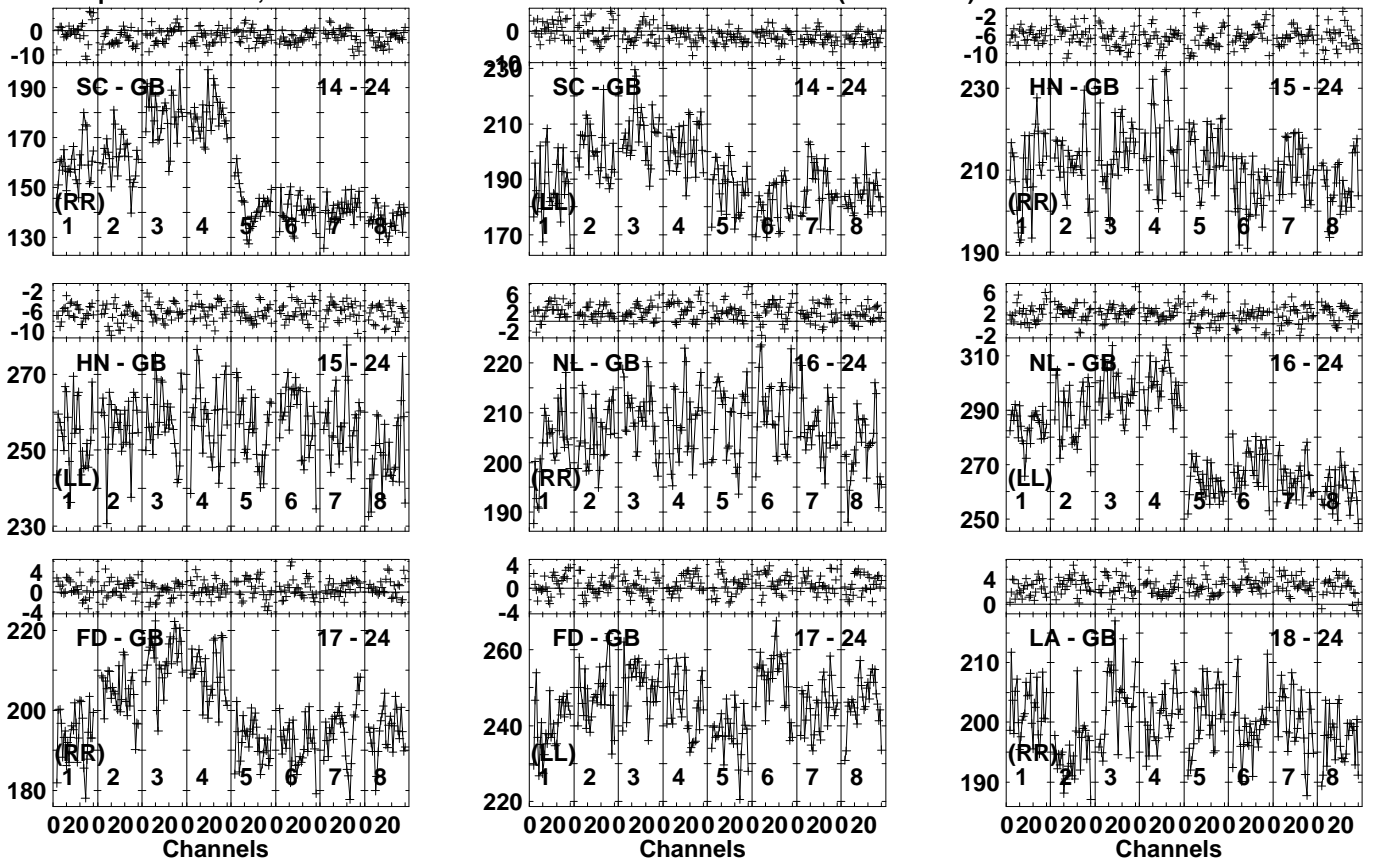
J1100+1002 GM081D 1.UVDATA.1

Freq = 1.3435 GHz, Bw = 8.000 MH Calibrated with CL # 4 and BP # 1 (BP mode 1)



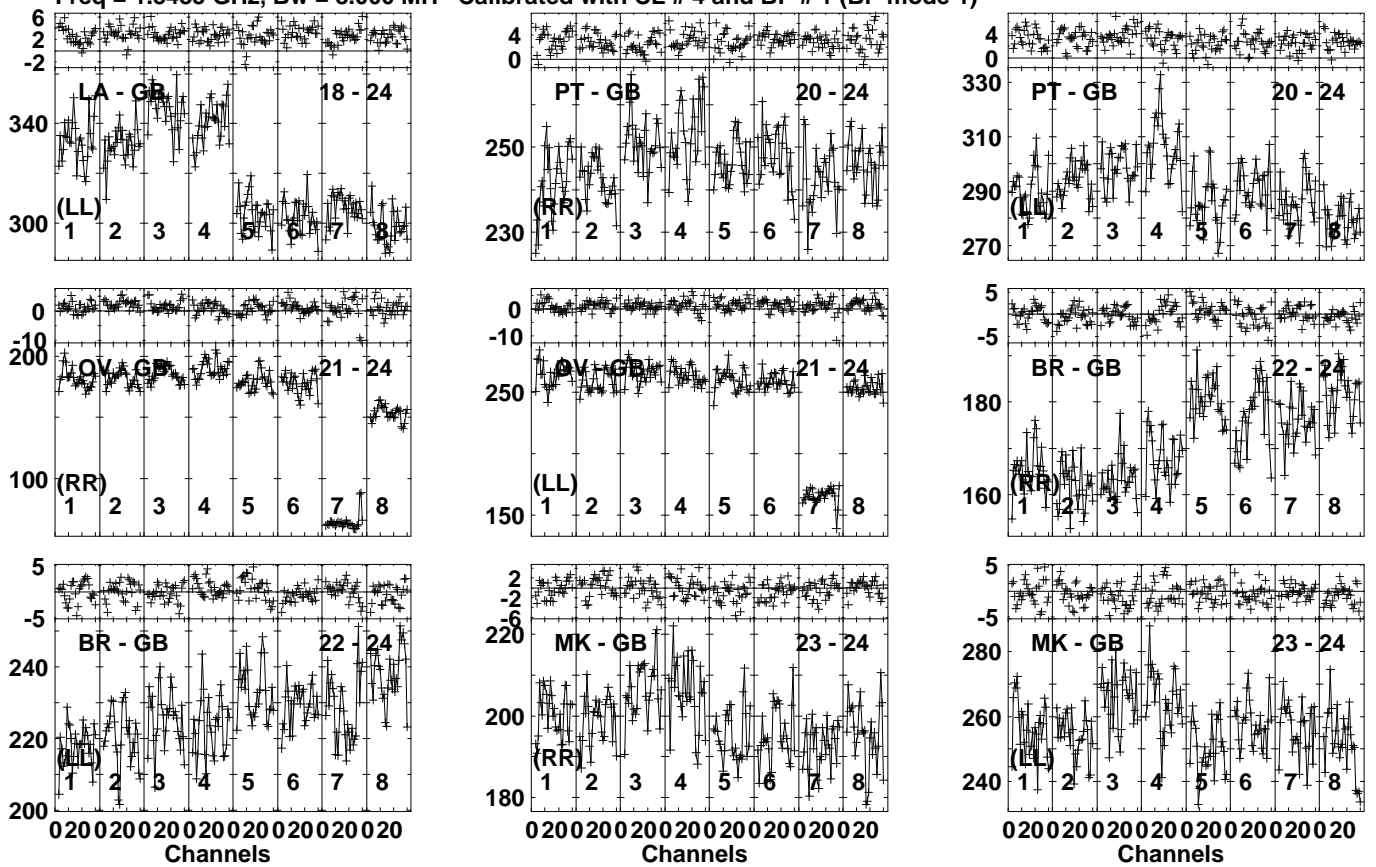
Lower frame: Milli Ampl Jy Top frame: Phas deg
Vector averaged cross-power spectrum Several baselines displayed
Timerange: 00/17:43:11 to 00/17:49:59

Plot file version 755 created 30-AUG-2023 08:51:24
 J1103+1158 GM081D 1.UVDATA.1
 Freq = 1.3435 GHz, Bw = 8.000 MH Calibrated with CL # 4 and BP # 1 (BP mode 1)



Lower frame: Milli Ampl Jy Top frame: Phas deg
 Vector averaged cross-power spectrum Several baselines displayed
 Timerange: 00:17:50:31 to 00:17:51:59

Plot file version 756 created 30-AUG-2023 08:51:24
 J1103+1158 GM081D 1.UVDATA.1
 Freq = 1.3435 GHz, Bw = 8.000 MH Calibrated with CL # 4 and BP # 1 (BP mode 1)

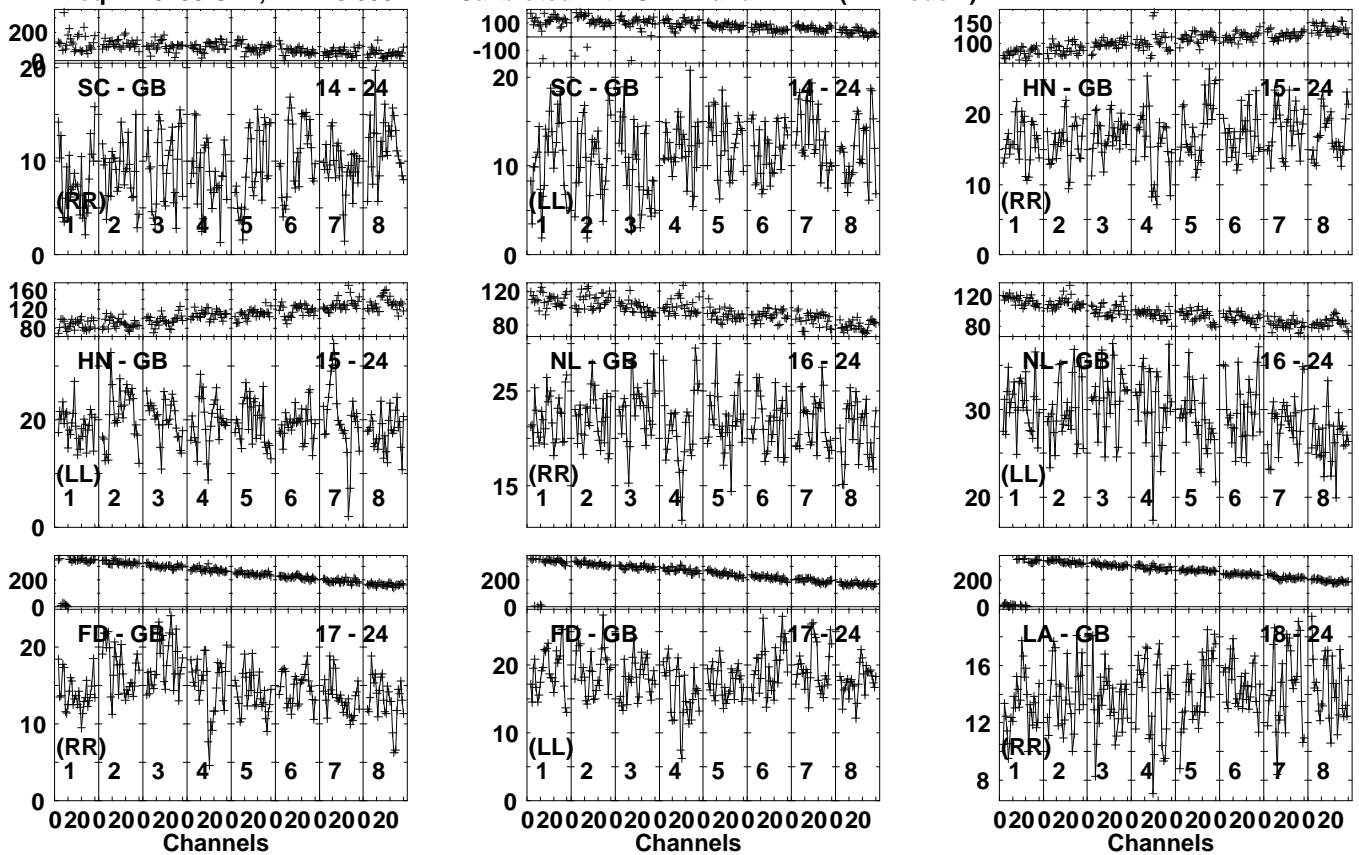


Lower frame: Milli Ampl Jy Top frame: Phas deg
 Vector averaged cross-power spectrum Several baselines displayed
 Timerange: 00/17:50:31 to 00/17:51:59

Plot file version 757 created 30-AUG-2023 08:51:28

J1100+1002 GM081D 1.UVDATA.1

Freq = 1.3435 GHz, Bw = 8.000 MH Calibrated with CL # 4 and BP # 1 (BP mode 1)

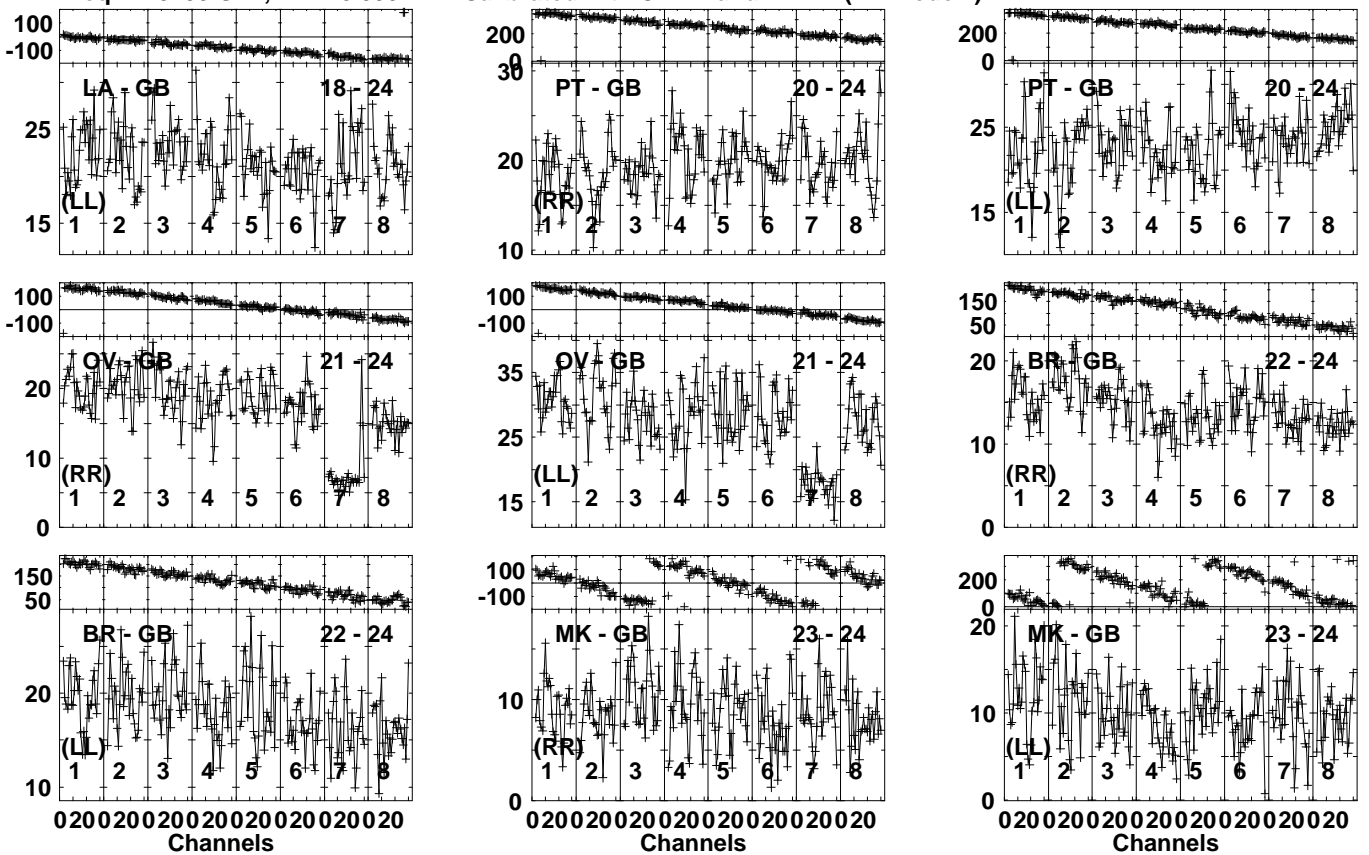


Lower frame: Milli Ampl Jy Top frame: Phas deg
Vector averaged cross-power spectrum Several baselines displayed
Timerange: 00:17:52:11 to 00:17:58:59

Plot file version 758 created 30-AUG-2023 08:51:28

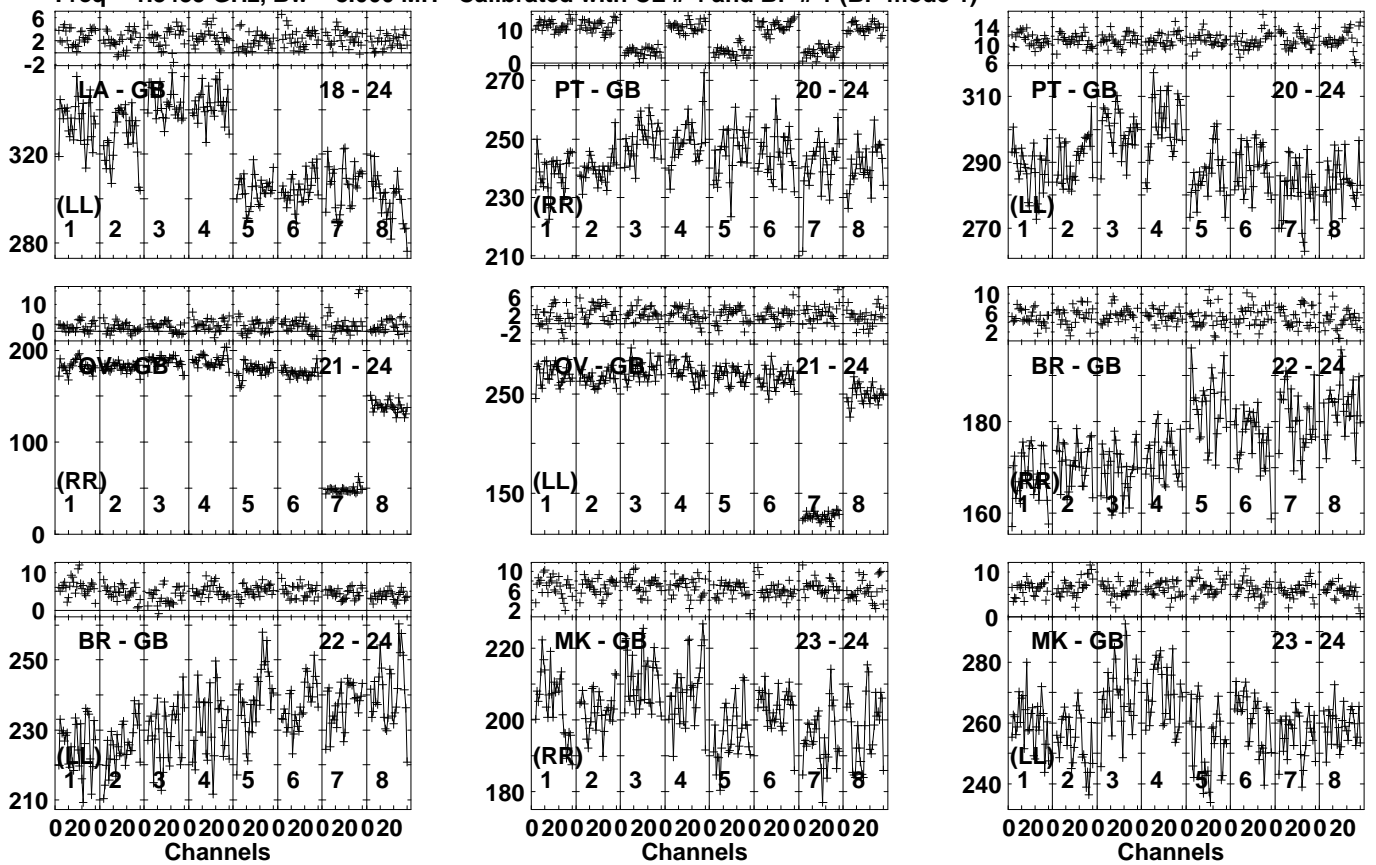
J1100+1002 GM081D 1.UVDATA.1

Freq = 1.3435 GHz, Bw = 8.000 MH Calibrated with CL # 4 and BP # 1 (BP mode 1)



Lower frame: Milli Ampl Jy Top frame: Phas deg
Vector averaged cross-power spectrum Several baselines displayed
Timerange: 00/17:52:11 to 00/17:58:59

Plot file version 760 created 30-AUG-2023 08:51:32
 J1103+1158 GM081D 1.UVDATA.1
 Freq = 1.3435 GHz, Bw = 8.000 MH Calibrated with CL # 4 and BP # 1 (BP mode 1)

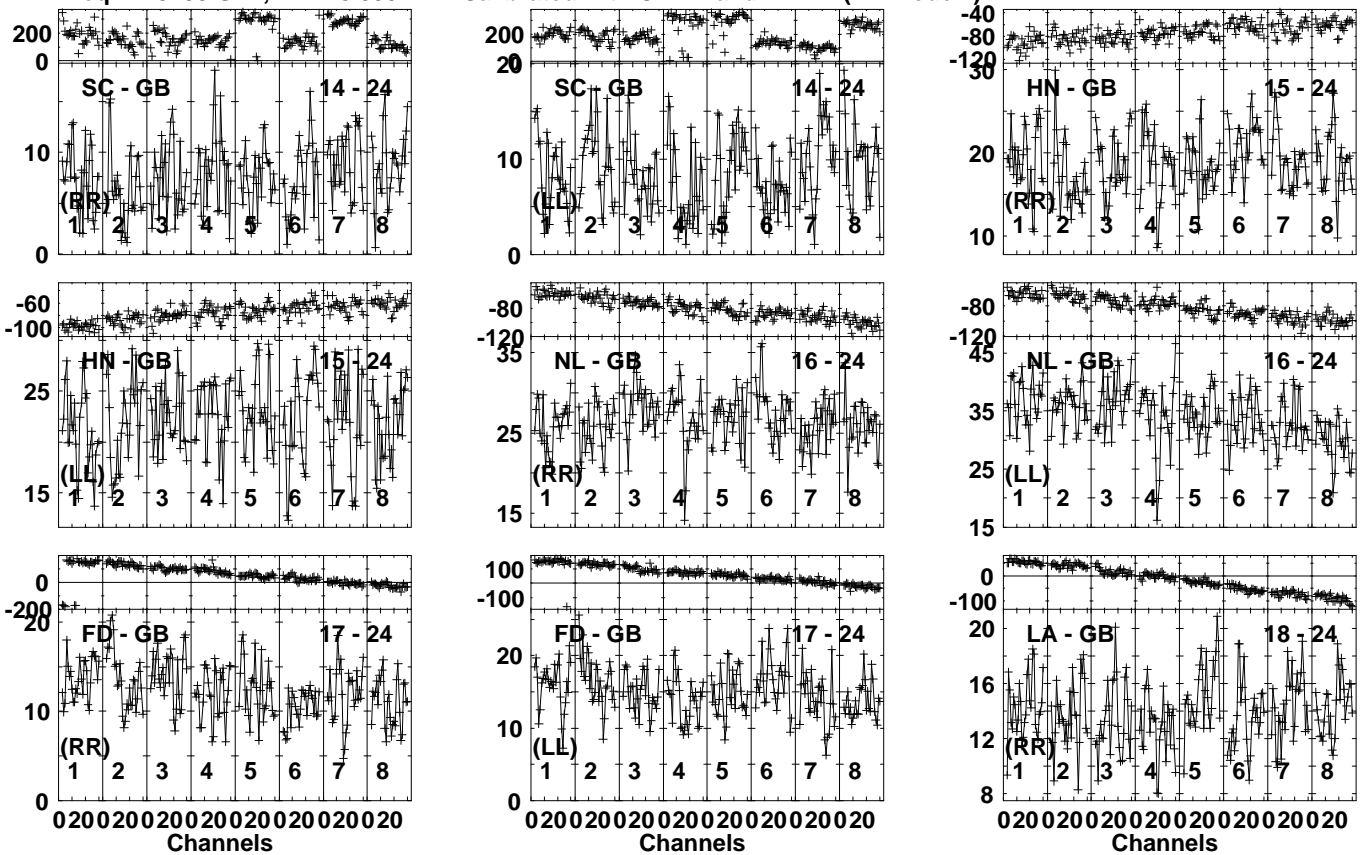


Lower frame: Milli Ampl Jy Top frame: Phas deg
 Vector averaged cross-power spectrum Several baselines displayed
 Timerange: 00:17:59:31 to 00:18:00:59

Plot file version 761 created 30-AUG-2023 08:51:35

J1100+1002 GM081D 1.UVDATA.1

Freq = 1.3435 GHz, Bw = 8.000 MH Calibrated with CL # 4 and BP # 1 (BP mode 1)

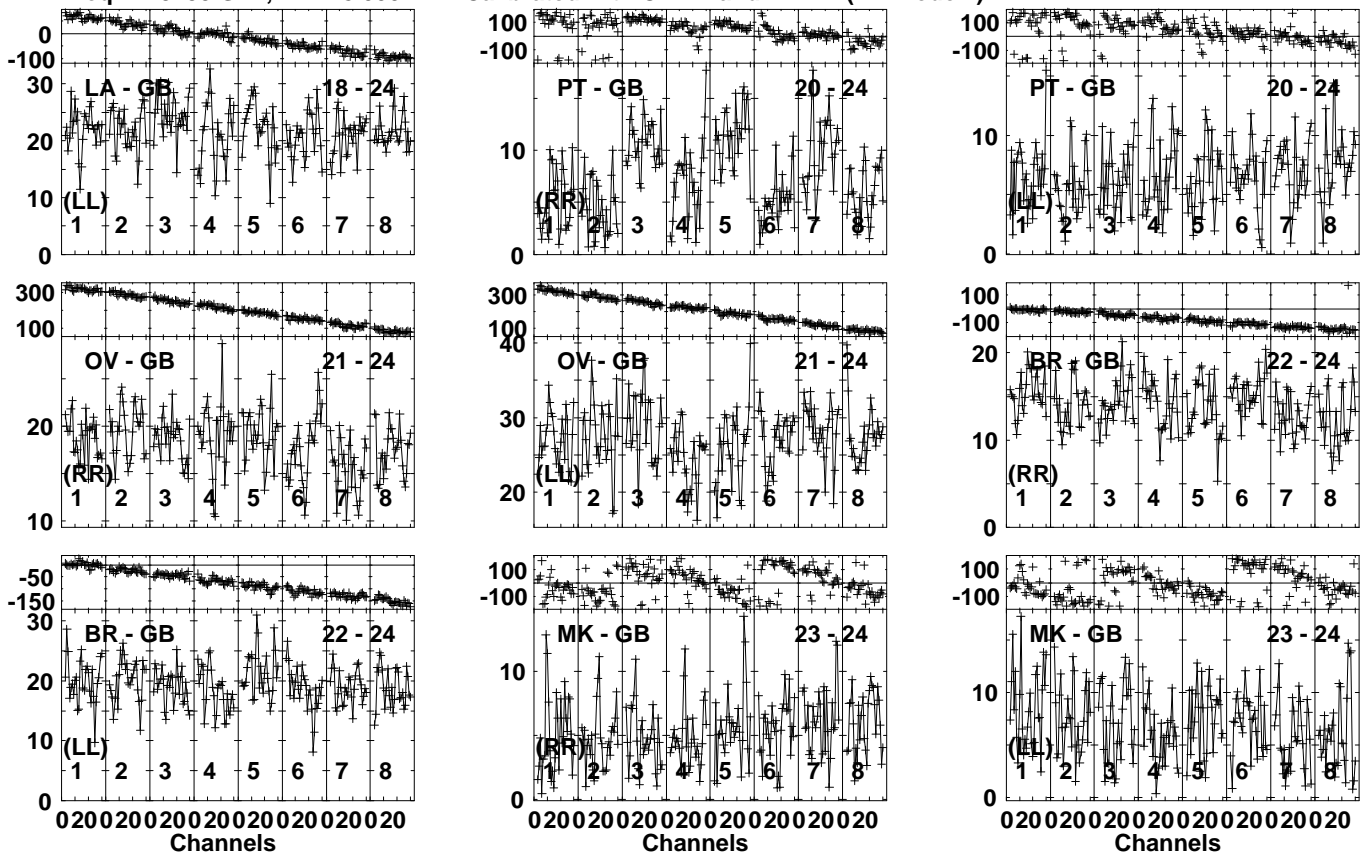


Lower frame: Milli Ampl Jy Top frame: Phas deg
Vector averaged cross-power spectrum Several baselines displayed
Timerange: 00/18:01:11 to 00/18:07:59

Plot file version 762 created 30-AUG-2023 08:51:36

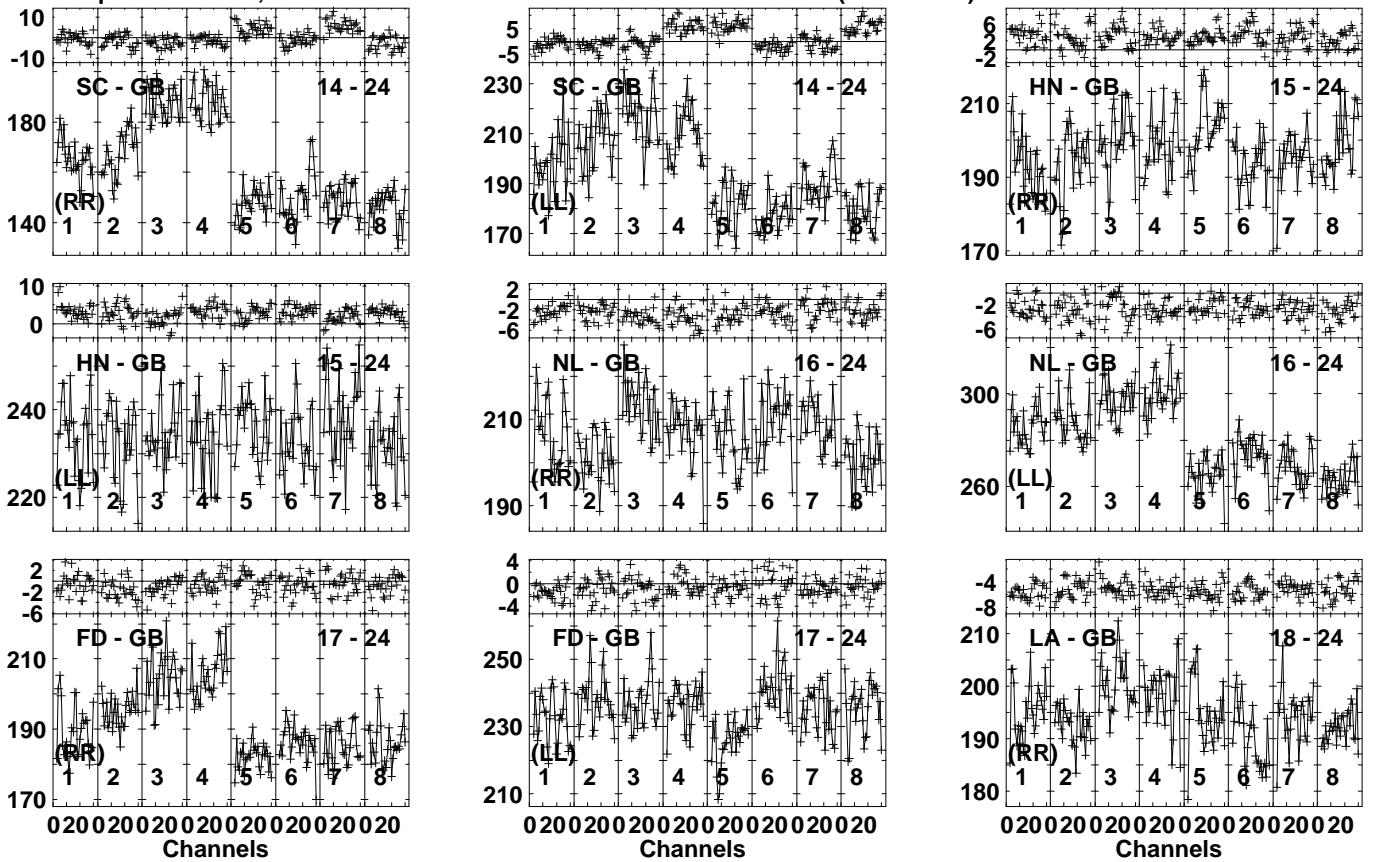
J1100+1002 GM081D 1.UVDATA.1

Freq = 1.3435 GHz, Bw = 8.000 MH Calibrated with CL # 4 and BP # 1 (BP mode 1)



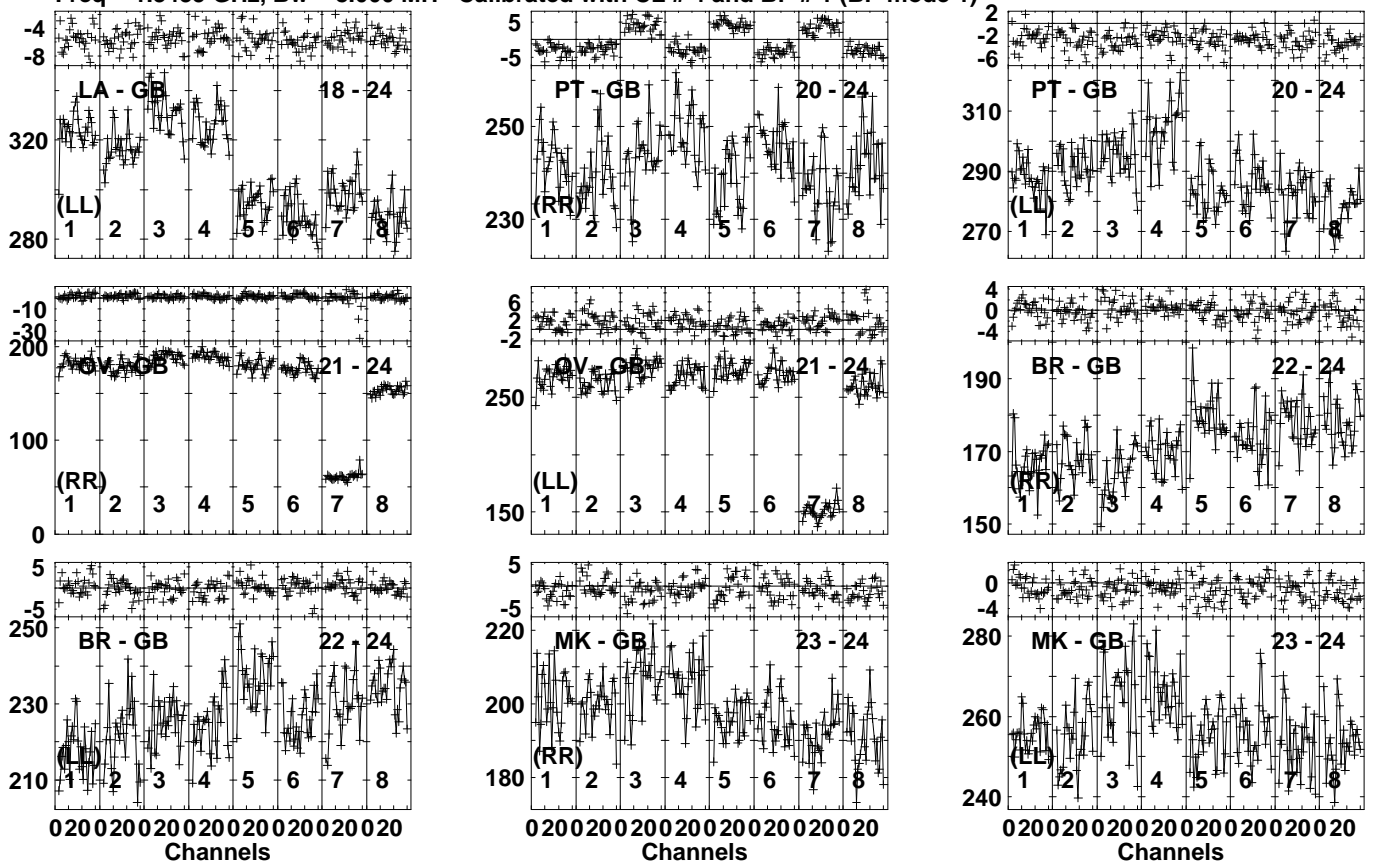
Lower frame: Milli Ampl Jy Top frame: Phas deg
Vector averaged cross-power spectrum Several baselines displayed
Timerange: 00/18:01:11 to 00/18:07:59

Plot file version 763 created 30-AUG-2023 08:51:40
 J1103+1158 GM081D 1.UVDATA.1
 Freq = 1.3435 GHz, Bw = 8.000 MH Calibrated with CL # 4 and BP # 1 (BP mode 1)



Lower frame: Milli Ampl Jy Top frame: Phas deg
 Vector averaged cross-power spectrum Several baselines displayed
 Timerange: 00/18:08:31 to 00/18:09:59

Plot file version 764 created 30-AUG-2023 08:51:40
 J1103+1158 GM081D 1.UVDATA.1
 Freq = 1.3435 GHz, Bw = 8.000 MH Calibrated with CL # 4 and BP # 1 (BP mode 1)

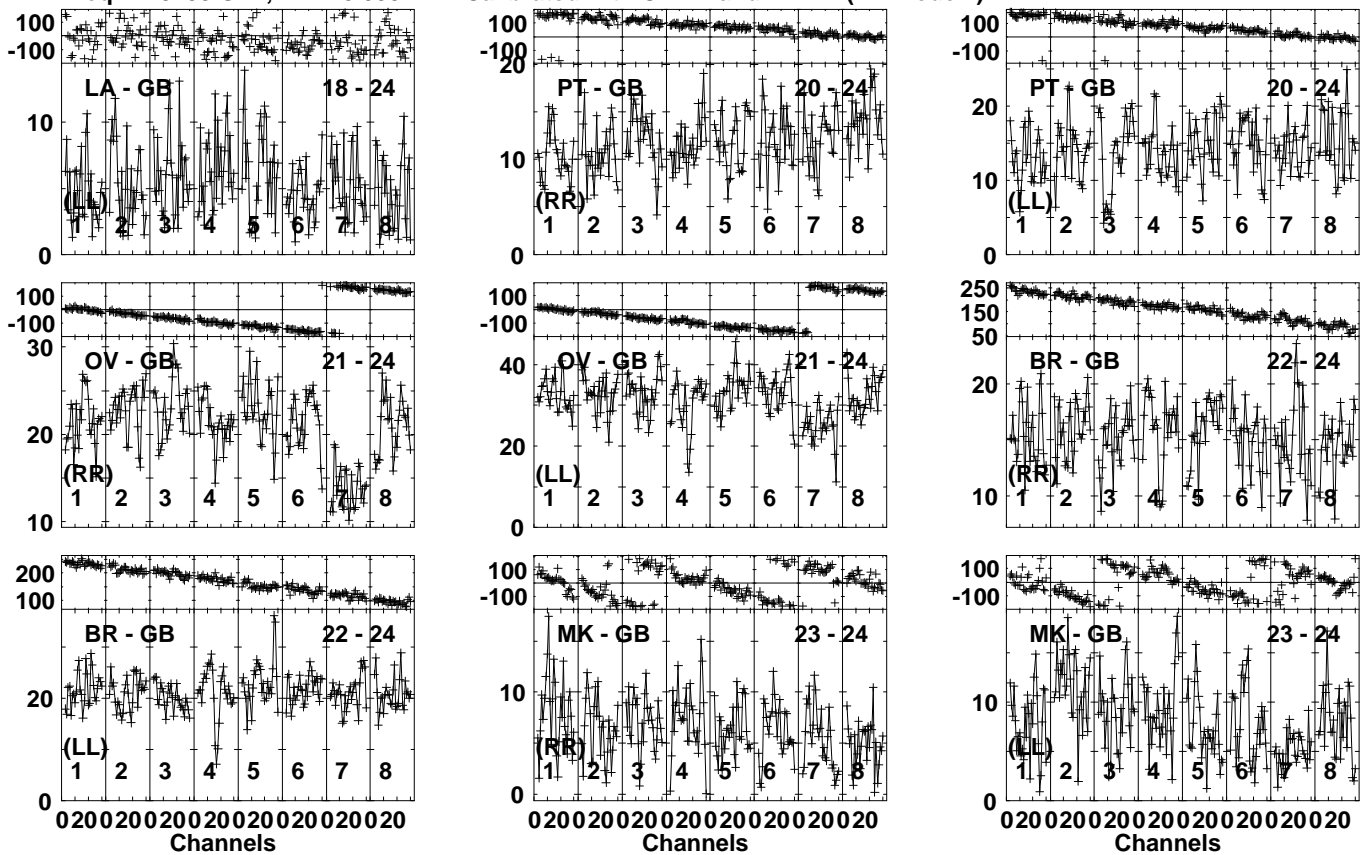


Lower frame: Milli Ampl Jy Top frame: Phas deg
 Vector averaged cross-power spectrum Several baselines displayed
 Timerange: 00/18:08:31 to 00/18:09:59

Plot file version 766 created 30-AUG-2023 08:51:44

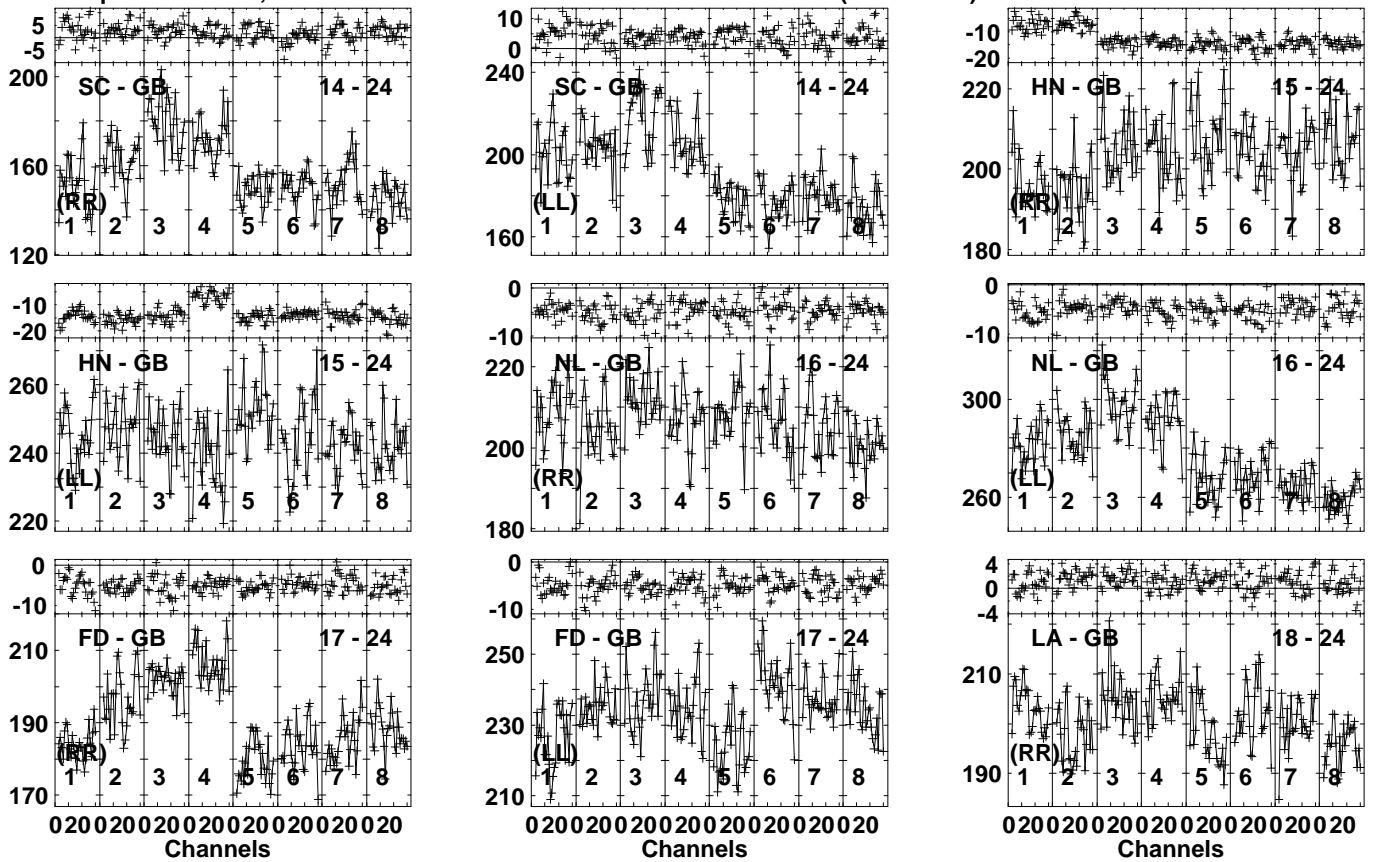
J1100+1002 GM081D 1.UVDATA.1

Freq = 1.3435 GHz, Bw = 8.000 MH Calibrated with CL # 4 and BP # 1 (BP mode 1)



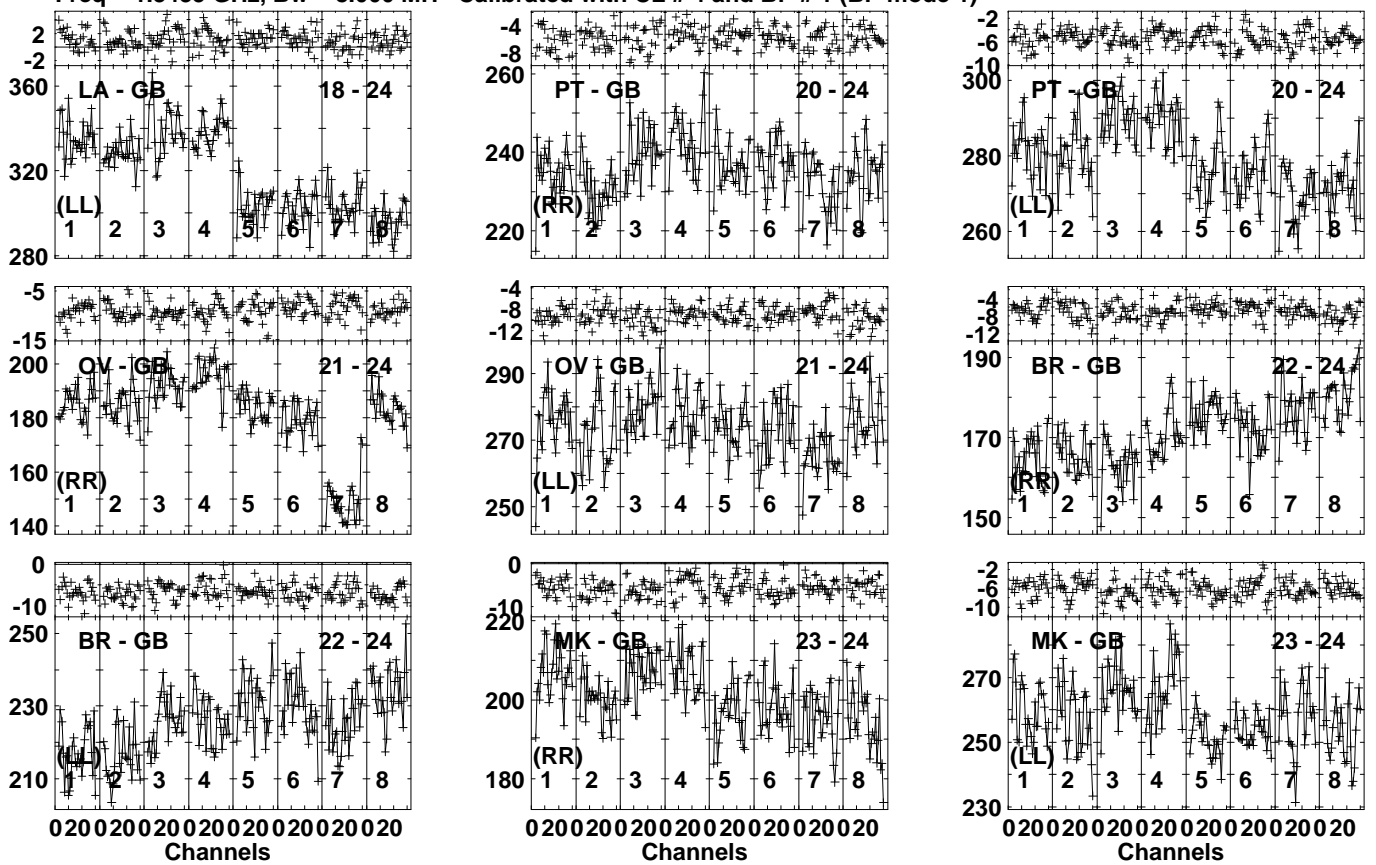
Lower frame: Milli Ampl Jy Top frame: Phas deg
Vector averaged cross-power spectrum Several baselines displayed
Timerange: 00/18:10:11 to 00/18:16:59

Plot file version 767 created 30-AUG-2023 08:51:48
 J1103+1158 GM081D 1.UVDATA.1
 Freq = 1.3435 GHz, Bw = 8.000 MH Calibrated with CL # 4 and BP # 1 (BP mode 1)



Lower frame: Milli Ampl Jy Top frame: Phas deg
 Vector averaged cross-power spectrum Several baselines displayed
 Timerange: 00/18:17:31 to 00/18:18:59

Plot file version 768 created 30-AUG-2023 08:51:48
 J1103+1158 GM081D 1.UVDATA.1
 Freq = 1.3435 GHz, Bw = 8.000 MH Calibrated with CL # 4 and BP # 1 (BP mode 1)

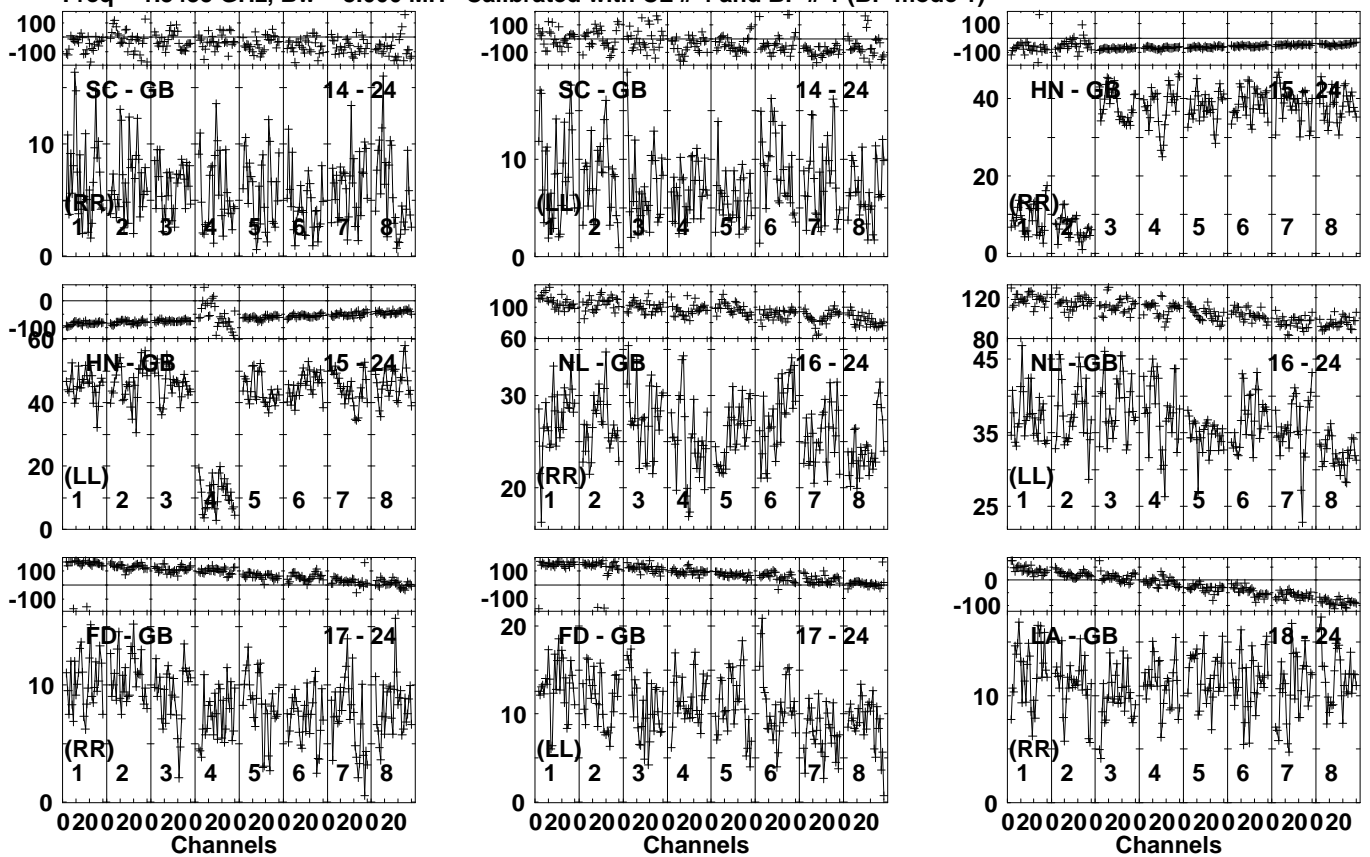


Lower frame: Milli Ampl Jy Top frame: Phas deg
 Vector averaged cross-power spectrum Several baselines displayed
 Timerange: 00/18:17:31 to 00/18:18:59

Plot file version 769 created 30-AUG-2023 08:51:52

J1100+1002 GM081D 1.UVDATA.1

Freq = 1.3435 GHz, Bw = 8.000 MH Calibrated with CL # 4 and BP # 1 (BP mode 1)

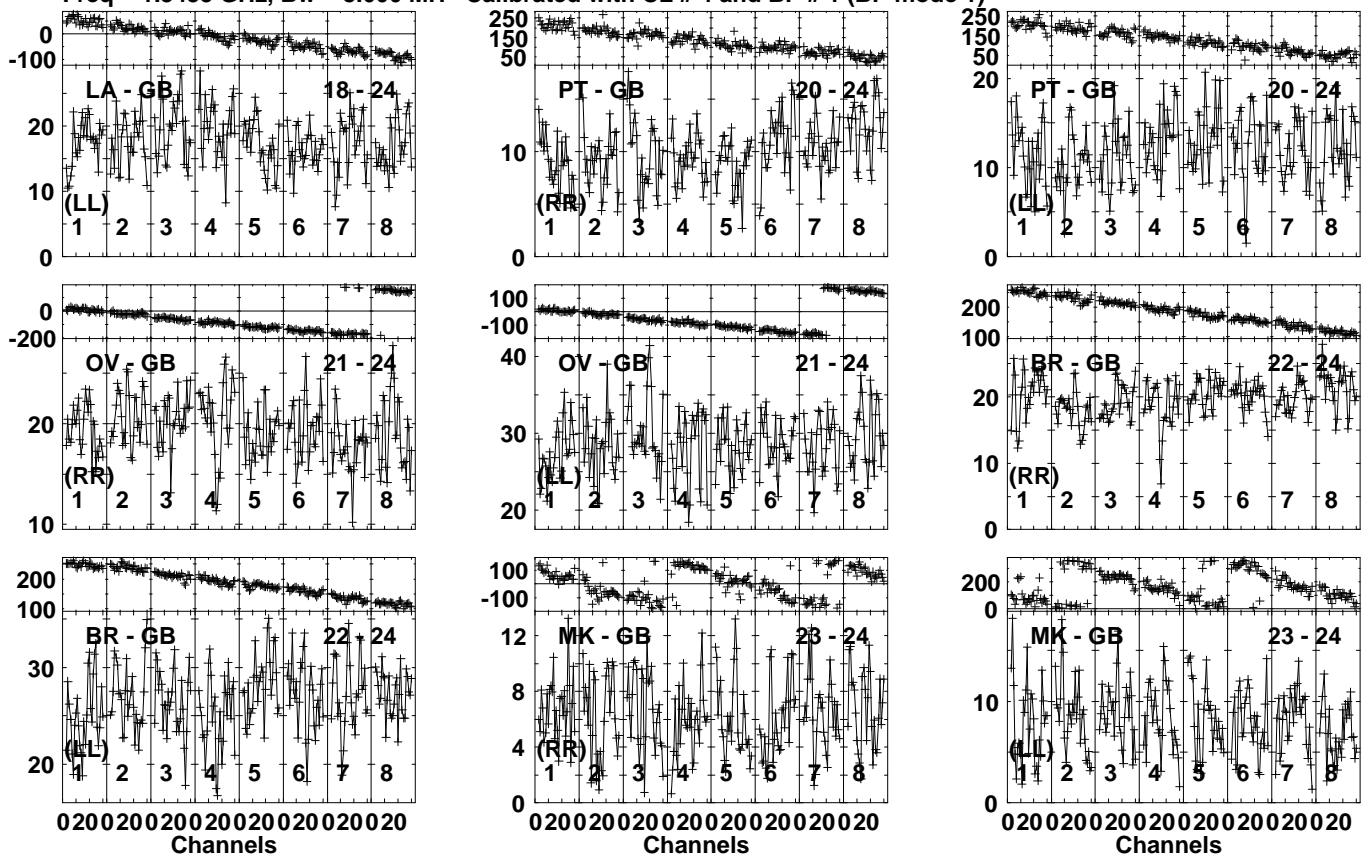


Lower frame: Milli Ampl Jy Top frame: Phas deg
Vector averaged cross-power spectrum Several baselines displayed
Timerange: 00/18:19:11 to 00/18:25:59

Plot file version 770 created 30-AUG-2023 08:51:52

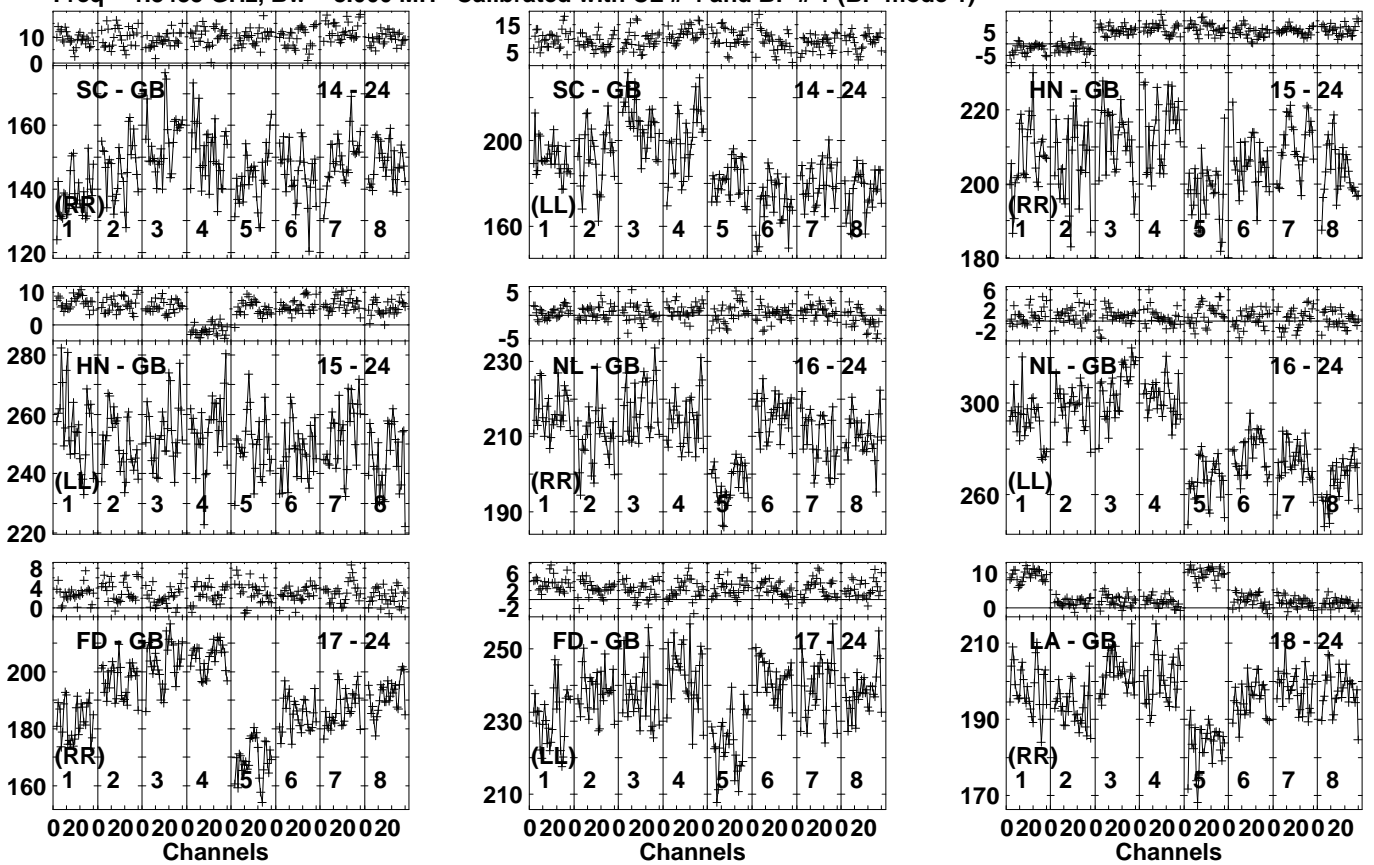
J1100+1002 GM081D 1.UVDATA.1

Freq = 1.3435 GHz, Bw = 8.000 MH Calibrated with CL # 4 and BP # 1 (BP mode 1)



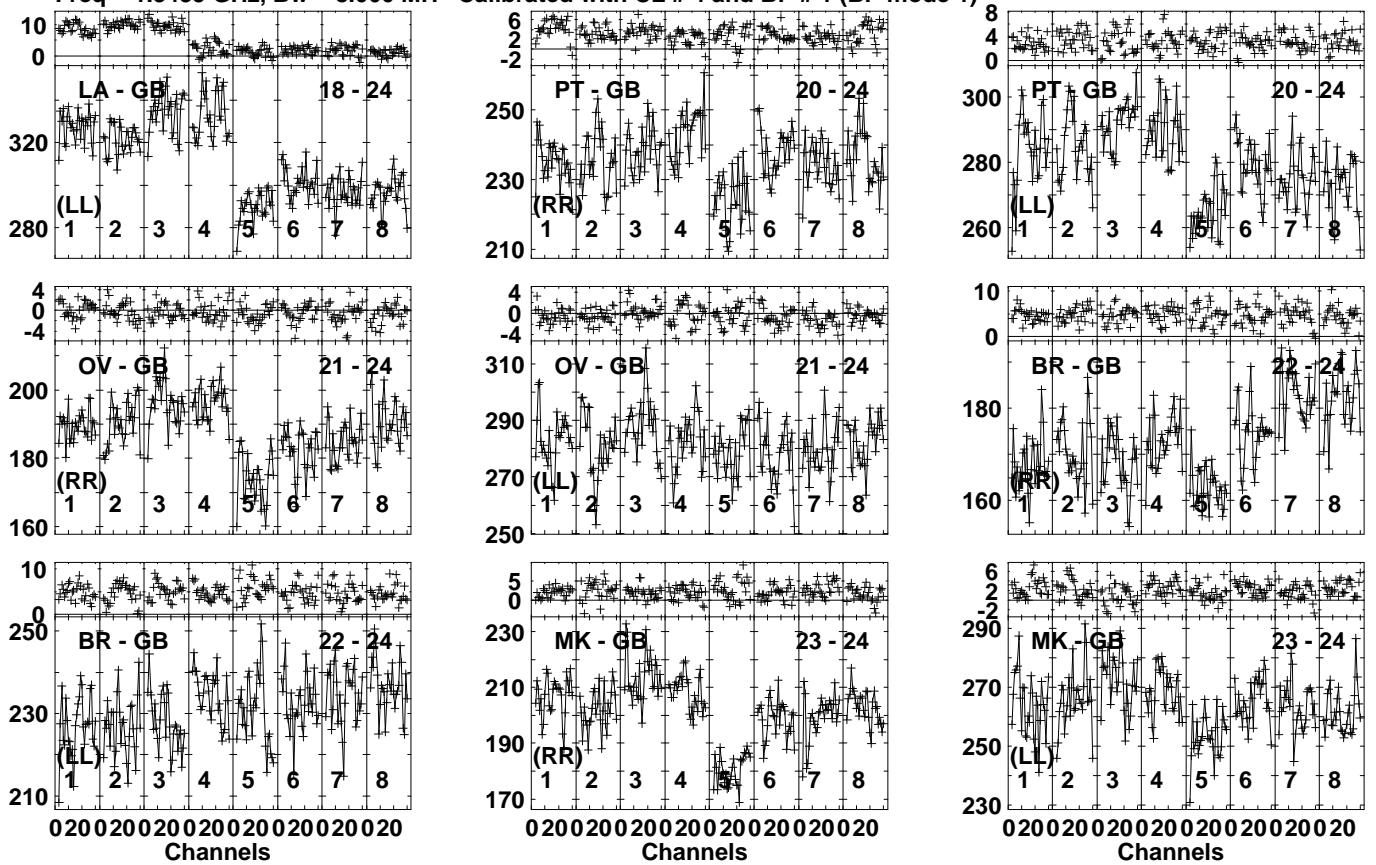
Lower frame: Milli Ampl Jy Top frame: Phas deg
Vector averaged cross-power spectrum Several baselines displayed
Timerange: 00/18:19:11 to 00/18:25:59

Plot file version 771 created 30-AUG-2023 08:51:56
 J1103+1158 GM081D 1.UVDATA.1
 Freq = 1.3435 GHz, Bw = 8.000 MH Calibrated with CL # 4 and BP # 1 (BP mode 1)



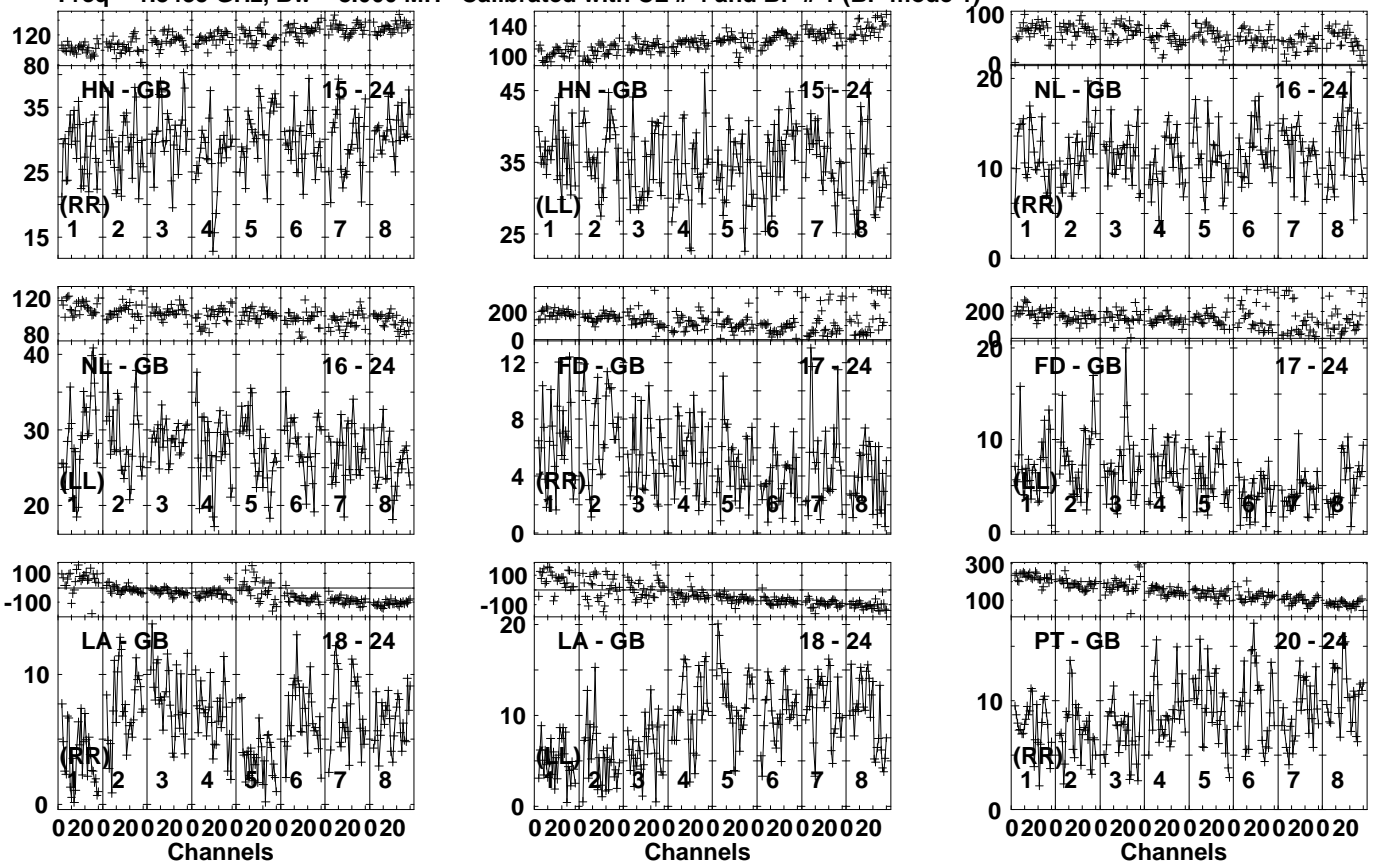
Lower frame: Milli Ampl Jy Top frame: Phas deg
 Vector averaged cross-power spectrum Several baselines displayed
 Timerange: 00:18:26:31 to 00:18:27:59

Plot file version 772 created 30-AUG-2023 08:51:56
 J1103+1158 GM081D 1.UVDATA.1
 Freq = 1.3435 GHz, Bw = 8.000 MH Calibrated with CL # 4 and BP # 1 (BP mode 1)



Lower frame: Milli Ampl Jy Top frame: Phas deg
 Vector averaged cross-power spectrum Several baselines displayed
 Timerange: 00:18:26:31 to 00:18:27:59

Plot file version 773 created 30-AUG-2023 08:51:59
 J1100+1002 GM081D 1.UVDATA.1
 Freq = 1.3435 GHz, Bw = 8.000 MH Calibrated with CL # 4 and BP # 1 (BP mode 1)

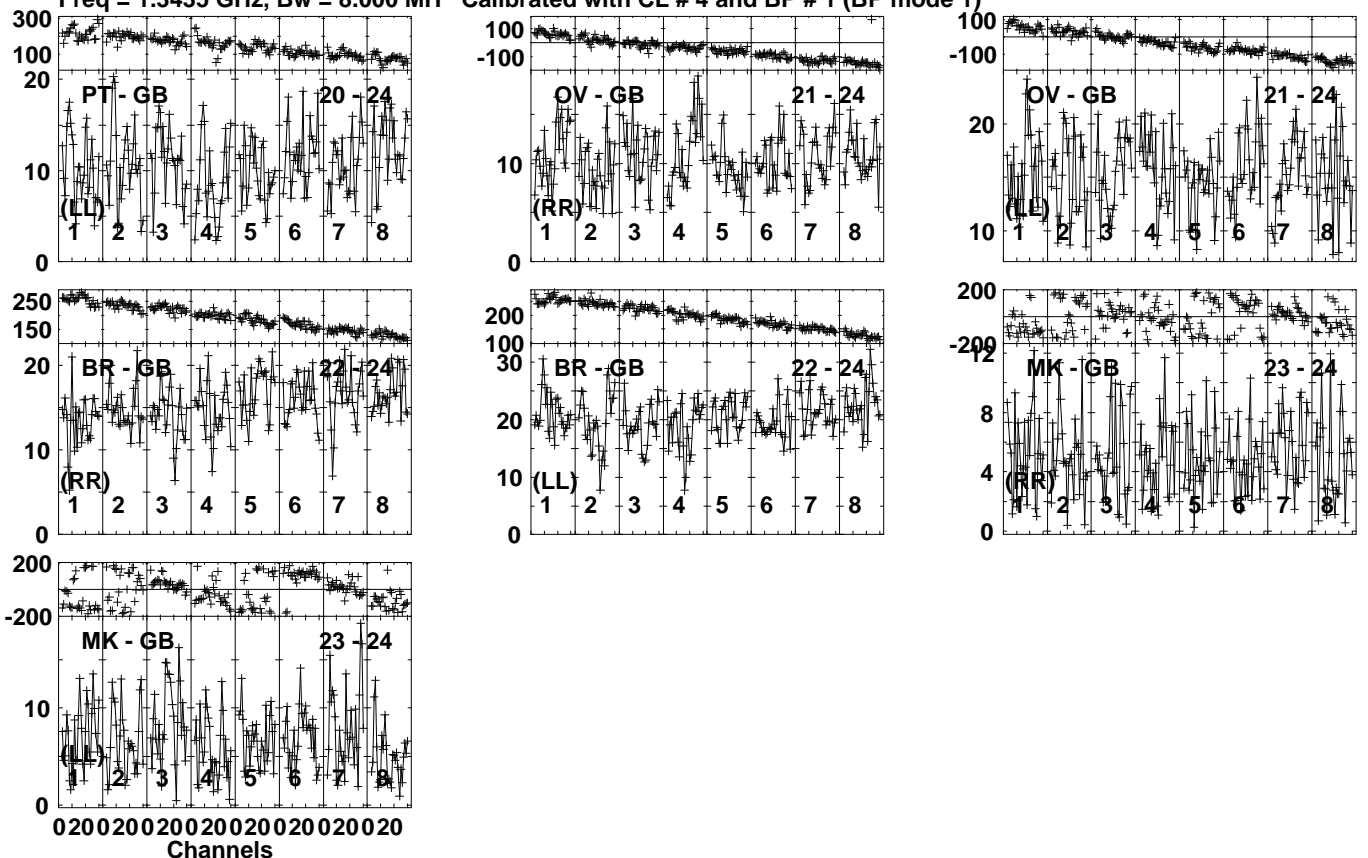


Lower frame: Milli Ampl Jy Top frame: Phas deg
 Vector averaged cross-power spectrum Several baselines displayed
 Timerange: 00/18:28:13 to 00/18:34:59

Plot file version 774 created 30-AUG-2023 08:52:00

J1100+1002 GM081D 1.UVDATA.1

Freq = 1.3435 GHz, Bw = 8.000 MH Calibrated with CL # 4 and BP # 1 (BP mode 1)

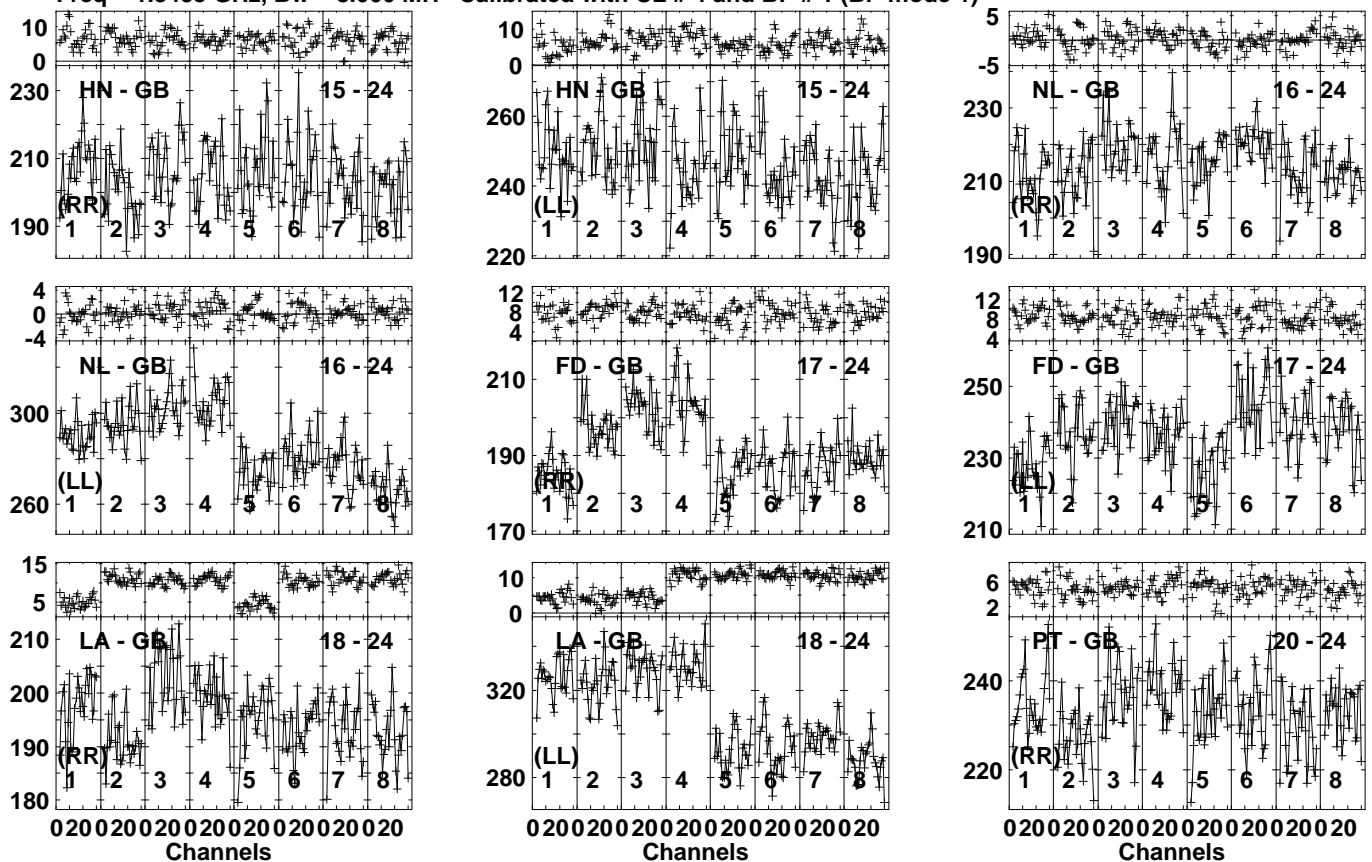


Lower frame: Milli Ampl Jy Top frame: Phas deg

Vector averaged cross-power spectrum Several baselines displayed

Timerange: 00/18:28:13 to 00/18:34:59

Plot file version 775 created 30-AUG-2023 08:52:03
 J1103+1158 GM081D 1.UVDATA.1
 Freq = 1.3435 GHz, Bw = 8.000 MH Calibrated with CL # 4 and BP # 1 (BP mode 1)

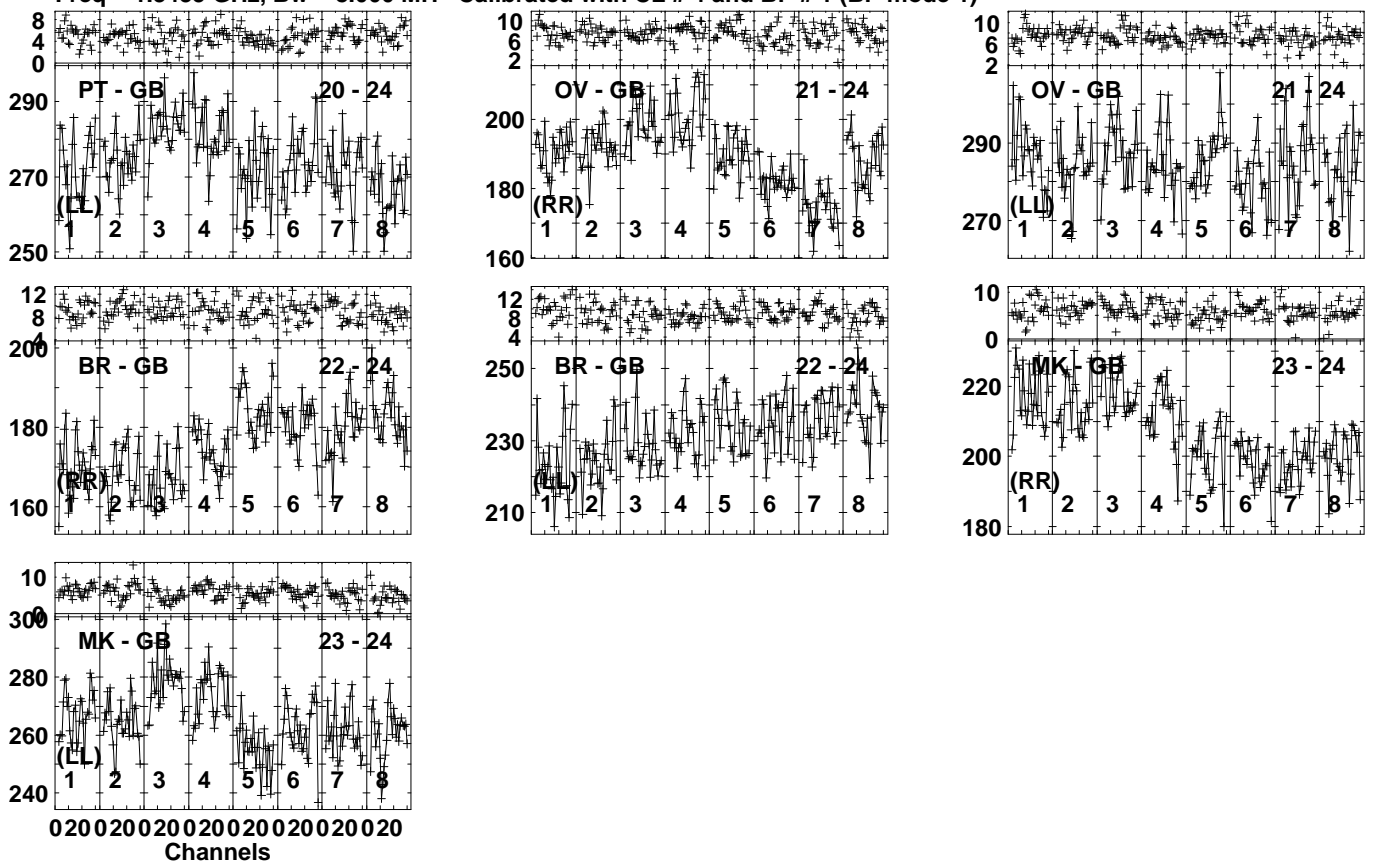


Lower frame: Milli Ampl Jy Top frame: Phas deg
 Vector averaged cross-power spectrum Several baselines displayed
 Timerange: 00/18:35:31 to 00/18:36:59

Plot file version 776 created 30-AUG-2023 08:52:04

J1103+1158 GM081D 1.UVDATA.1

Freq = 1.3435 GHz, Bw = 8.000 MH Calibrated with CL # 4 and BP # 1 (BP mode 1)

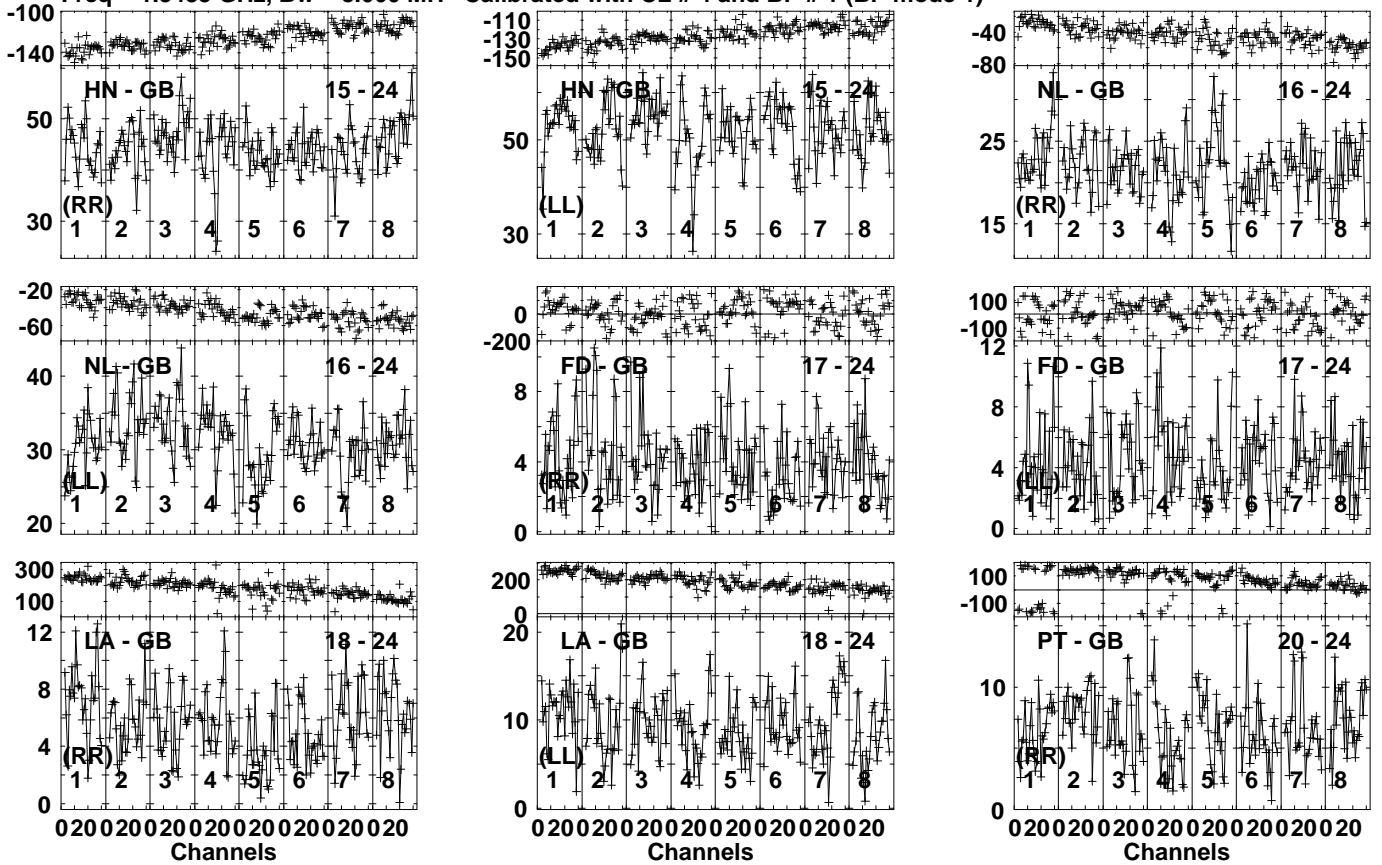


Lower frame: Milli Ampl Jy Top frame: Phas deg
Vector averaged cross-power spectrum Several baselines displayed
Timerange: 00/18:35:31 to 00/18:36:59

Plot file version 777 created 30-AUG-2023 08:52:07

J1100+1002 GM081D 1.UVDATA.1

Freq = 1.3435 GHz, Bw = 8.000 MH Calibrated with CL # 4 and BP # 1 (BP mode 1)

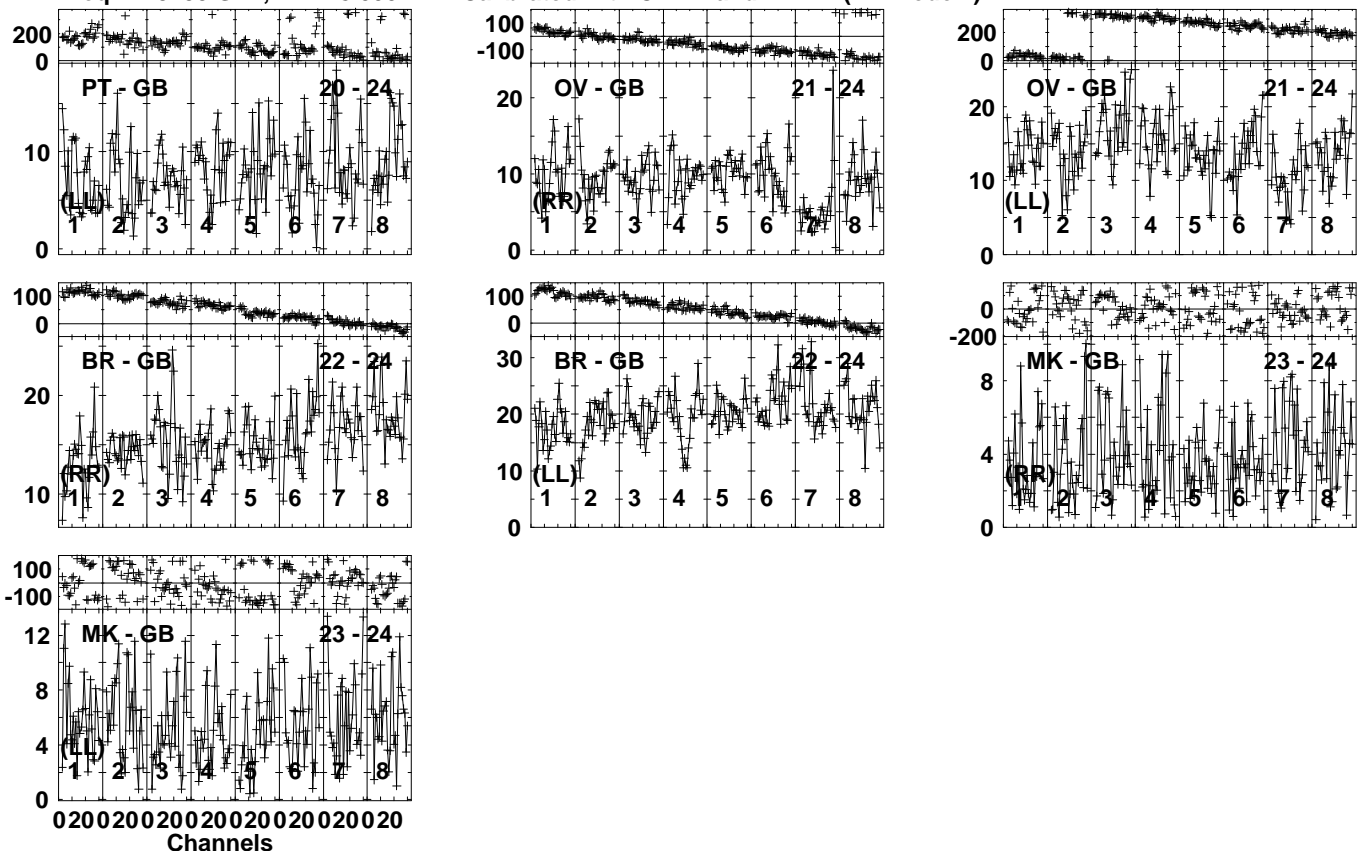


Lower frame: Milli Ampl Jy Top frame: Phas deg
Vector averaged cross-power spectrum Several baselines displayed
Timerange: 00/18:37:13 to 00/18:43:59

Plot file version 778 created 30-AUG-2023 08:52:08

J1100+1002 GM081D 1.UVDATA.1

Freq = 1.3435 GHz, Bw = 8.000 MH Calibrated with CL # 4 and BP # 1 (BP mode 1)

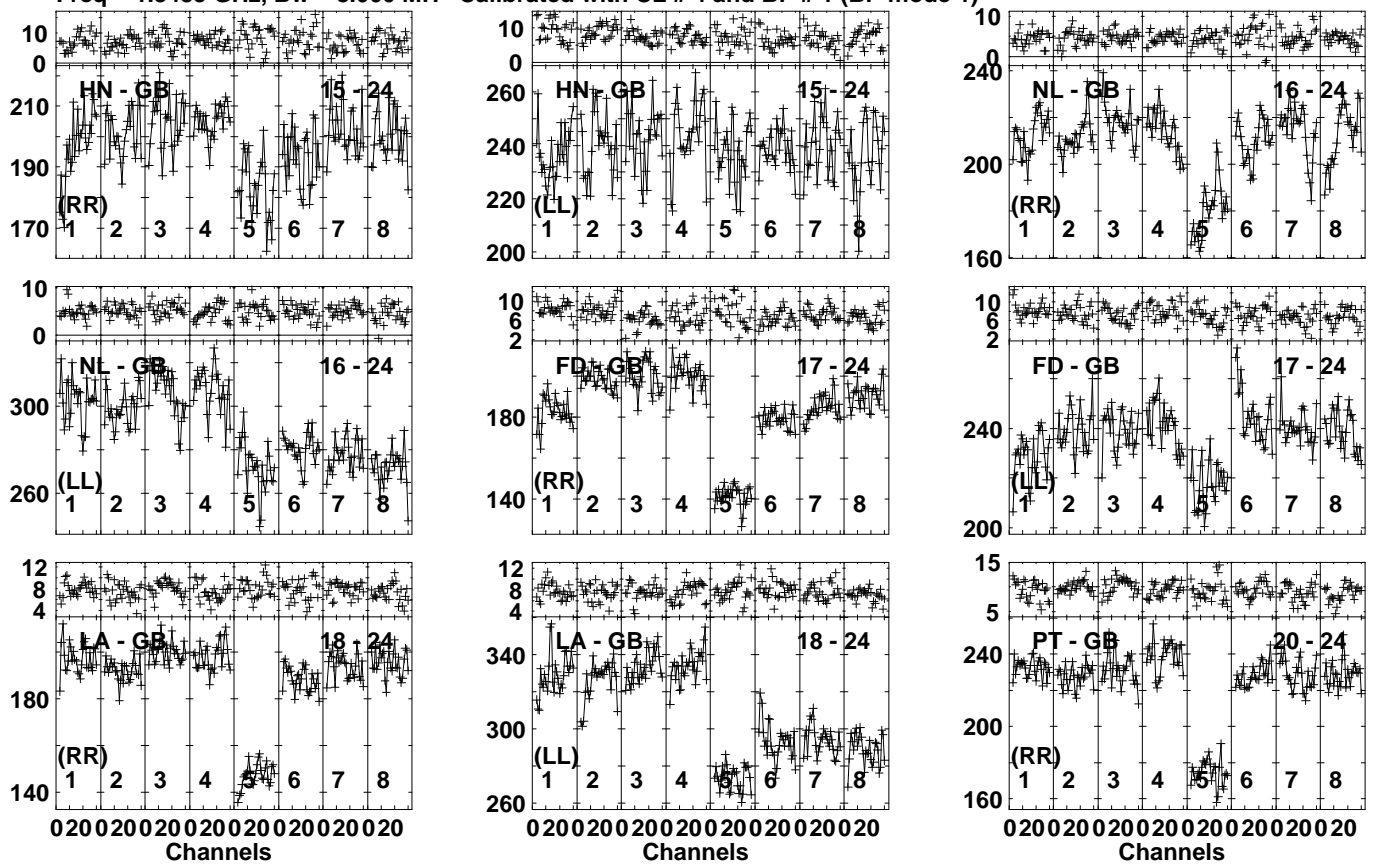


Lower frame: Milli Ampl Jy Top frame: Phas deg

Vector averaged cross-power spectrum Several baselines displayed

Timerange: 00/18:37:13 to 00/18:43:59

Plot file version 779 created 30-AUG-2023 08:52:11
 J1103+1158 GM081D 1.UVDATA.1
 Freq = 1.3435 GHz, Bw = 8.000 MH Calibrated with CL # 4 and BP # 1 (BP mode 1)

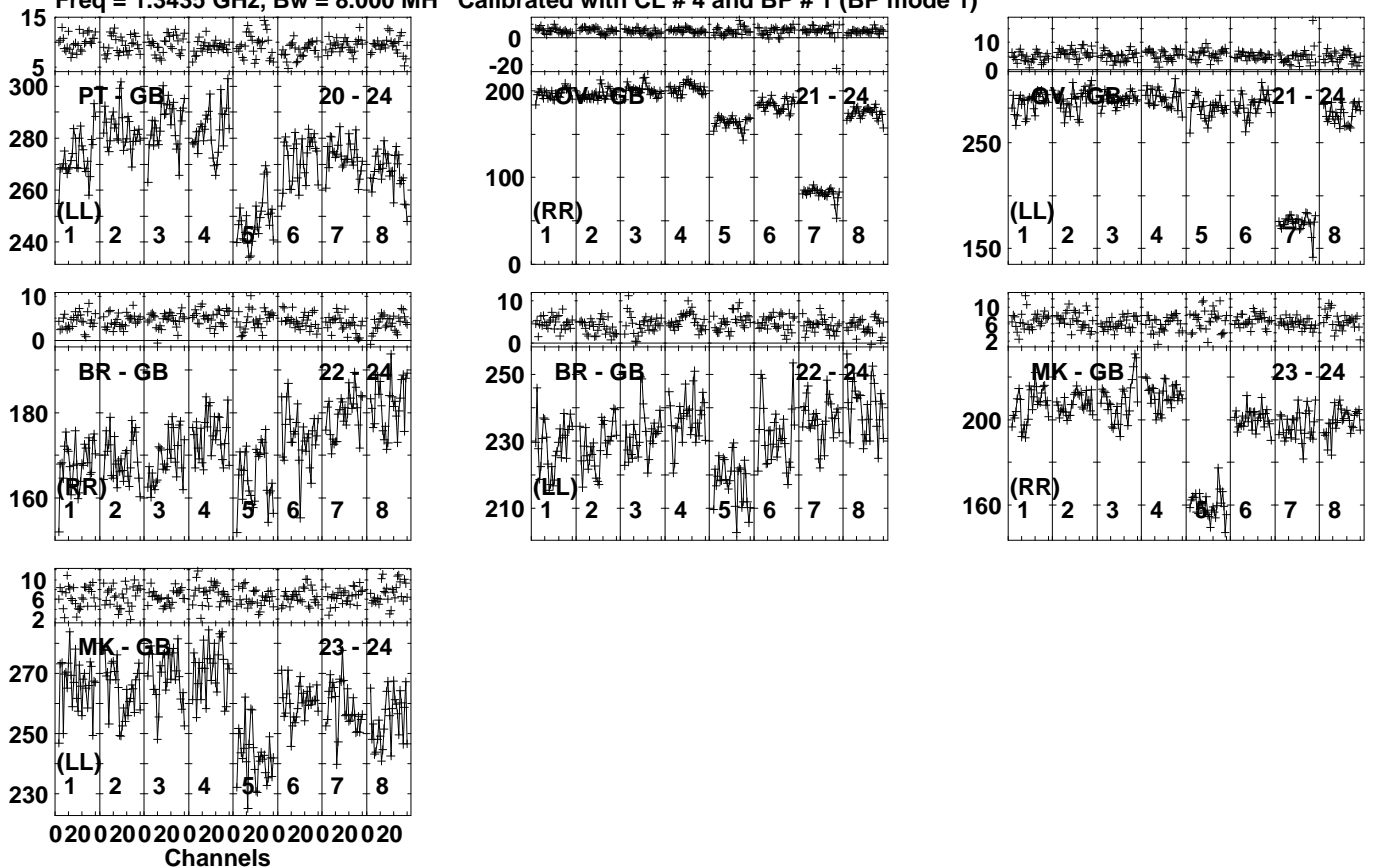


Lower frame: Milli Ampl Jy Top frame: Phas deg
 Vector averaged cross-power spectrum Several baselines displayed
 Timerange: 00/18:44:31 to 00/18:45:59

Plot file version 780 created 30-AUG-2023 08:52:12

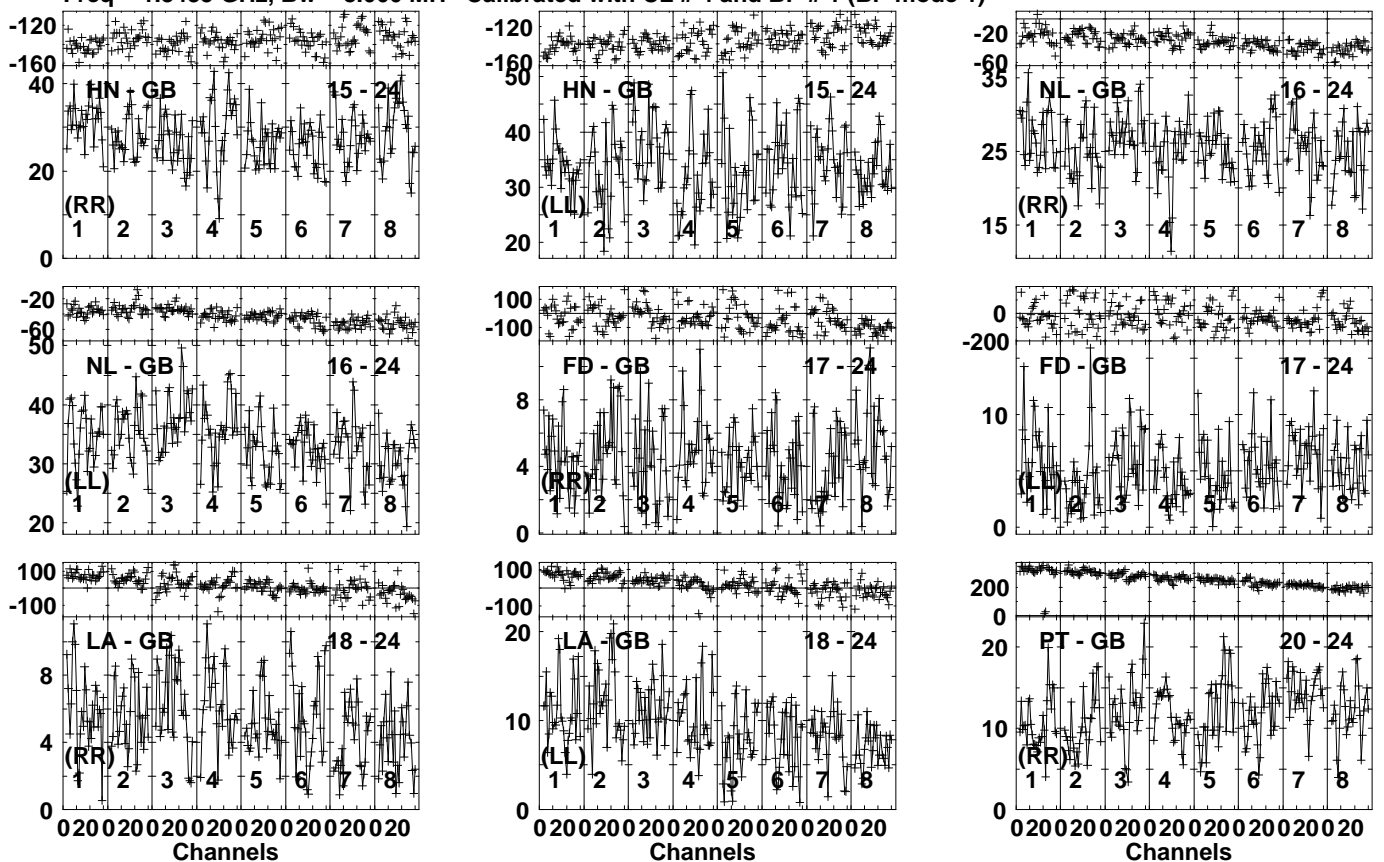
J1103+1158 GM081D 1.UVDATA.1

Freq = 1.3435 GHz, Bw = 8.000 MH Calibrated with CL # 4 and BP # 1 (BP mode 1)



Lower frame: Milli Ampl Jy Top frame: Phas deg
Vector averaged cross-power spectrum Several baselines displayed
Timerange: 00/18:44:31 to 00/18:45:59

Plot file version 781 created 30-AUG-2023 08:52:15
 J1100+1002 GM081D 1.UVDATA.1
 Freq = 1.3435 GHz, Bw = 8.000 MH Calibrated with CL # 4 and BP # 1 (BP mode 1)

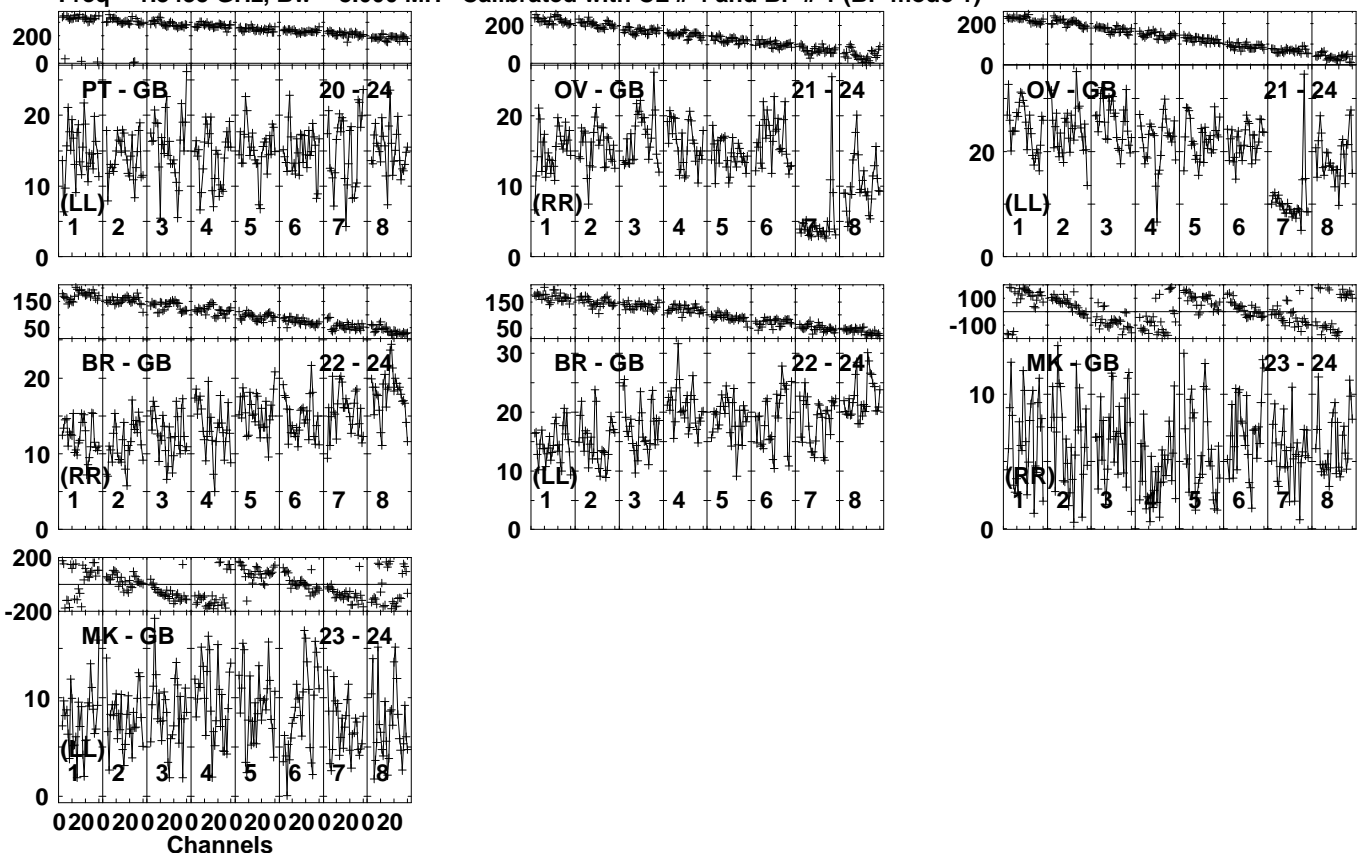


Lower frame: Milli Ampl Jy Top frame: Phas deg
 Vector averaged cross-power spectrum Several baselines displayed
 Timerange: 00/18:46:13 to 00/18:52:29

Plot file version 782 created 30-AUG-2023 08:52:15

J1100+1002 GM081D 1.UVDATA.1

Freq = 1.3435 GHz, Bw = 8.000 MH Calibrated with CL # 4 and BP # 1 (BP mode 1)

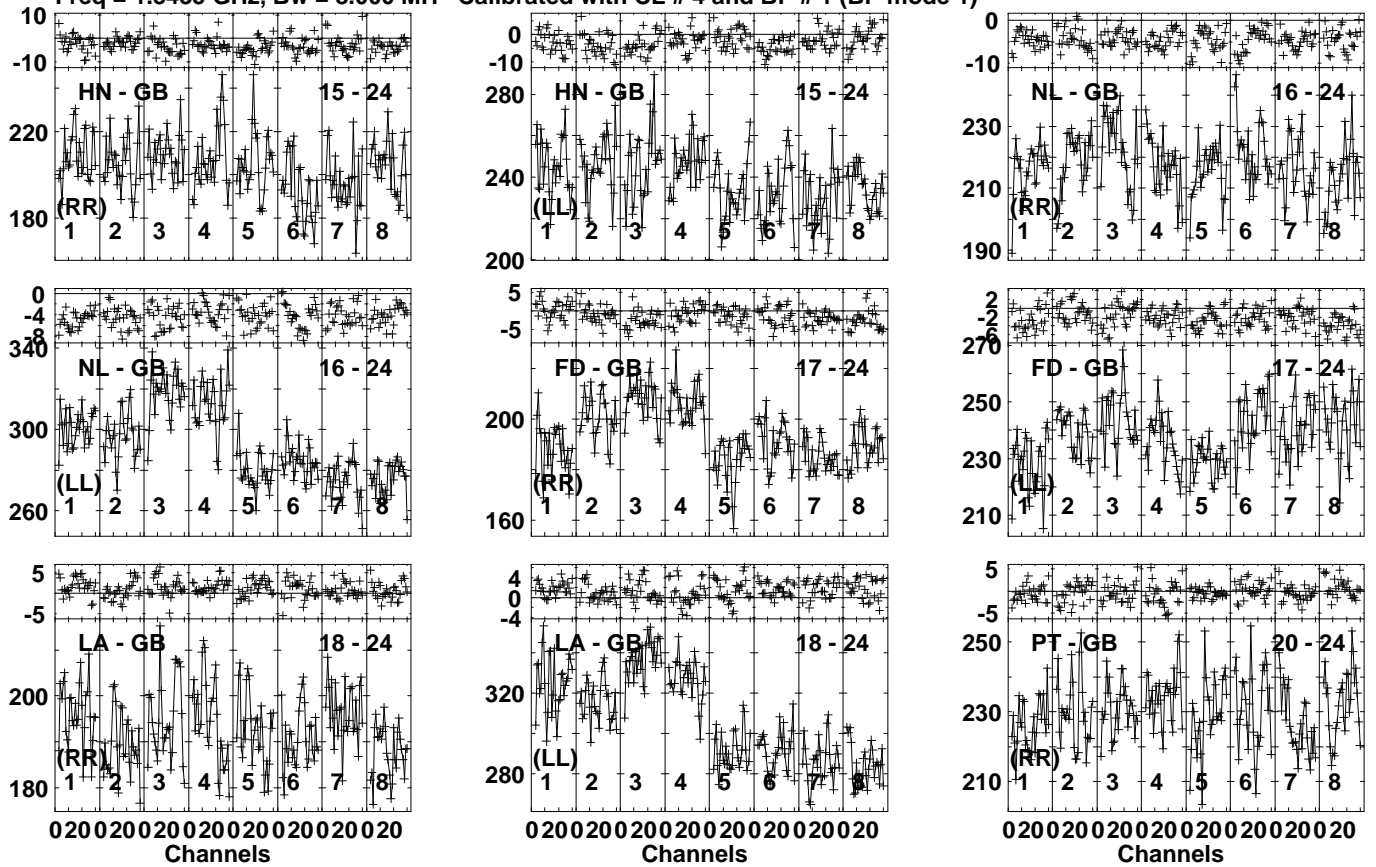


Lower frame: Milli Ampl Jy Top frame: Phas deg

Vector averaged cross-power spectrum Several baselines displayed

Timerange: 00/18:46:13 to 00/18:52:29

Plot file version 783 created 30-AUG-2023 08:52:19
 J1103+1158 GM081D 1.UVDATA.1
 Freq = 1.3435 GHz, Bw = 8.000 MH Calibrated with CL # 4 and BP # 1 (BP mode 1)

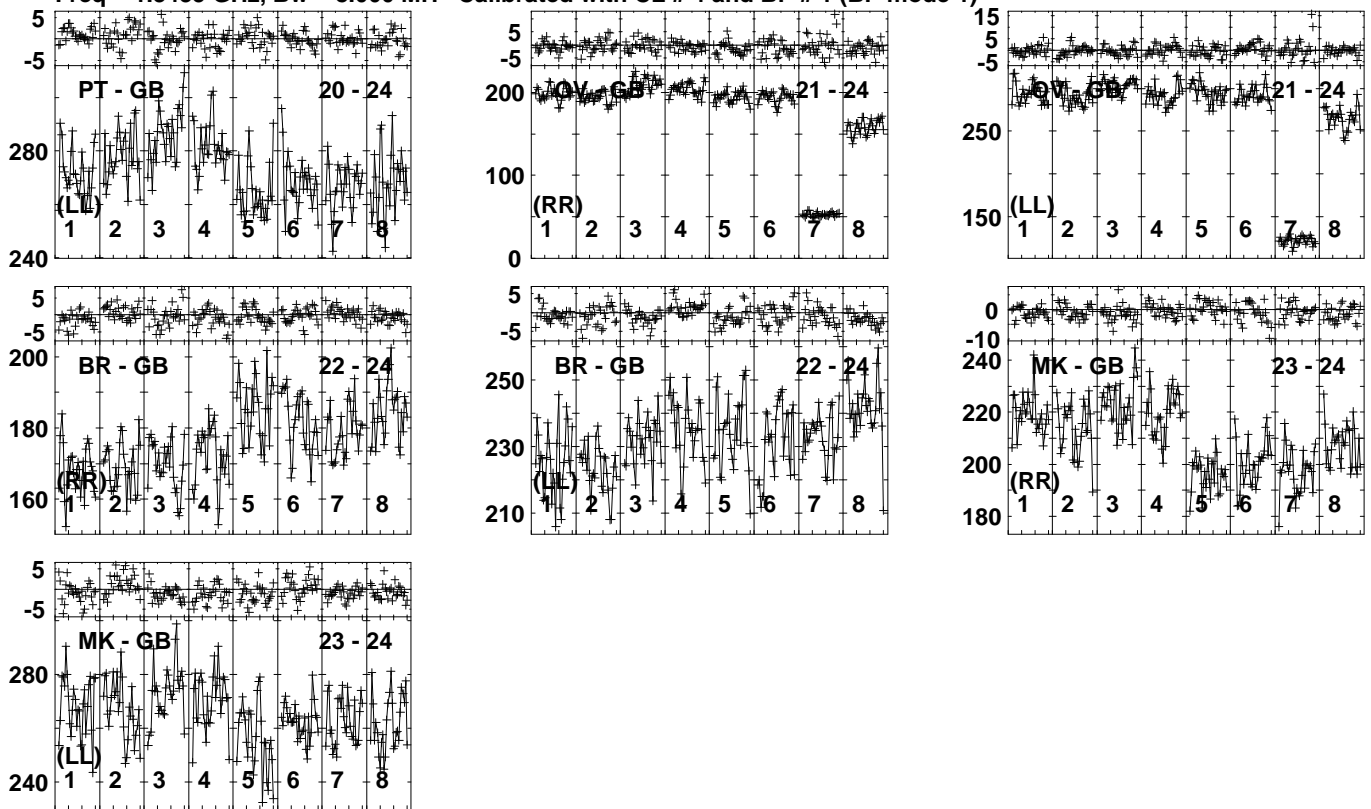


Lower frame: Milli Ampl Jy Top frame: Phas deg
 Vector averaged cross-power spectrum Several baselines displayed
 Timerange: 00/18:52:43 to 00/18:53:59

Plot file version 784 created 30-AUG-2023 08:52:19

J1103+1158 GM081D 1.UVDATA.1

Freq = 1.3435 GHz, Bw = 8.000 MH Calibrated with CL # 4 and BP # 1 (BP mode 1)



020020020020020020020020

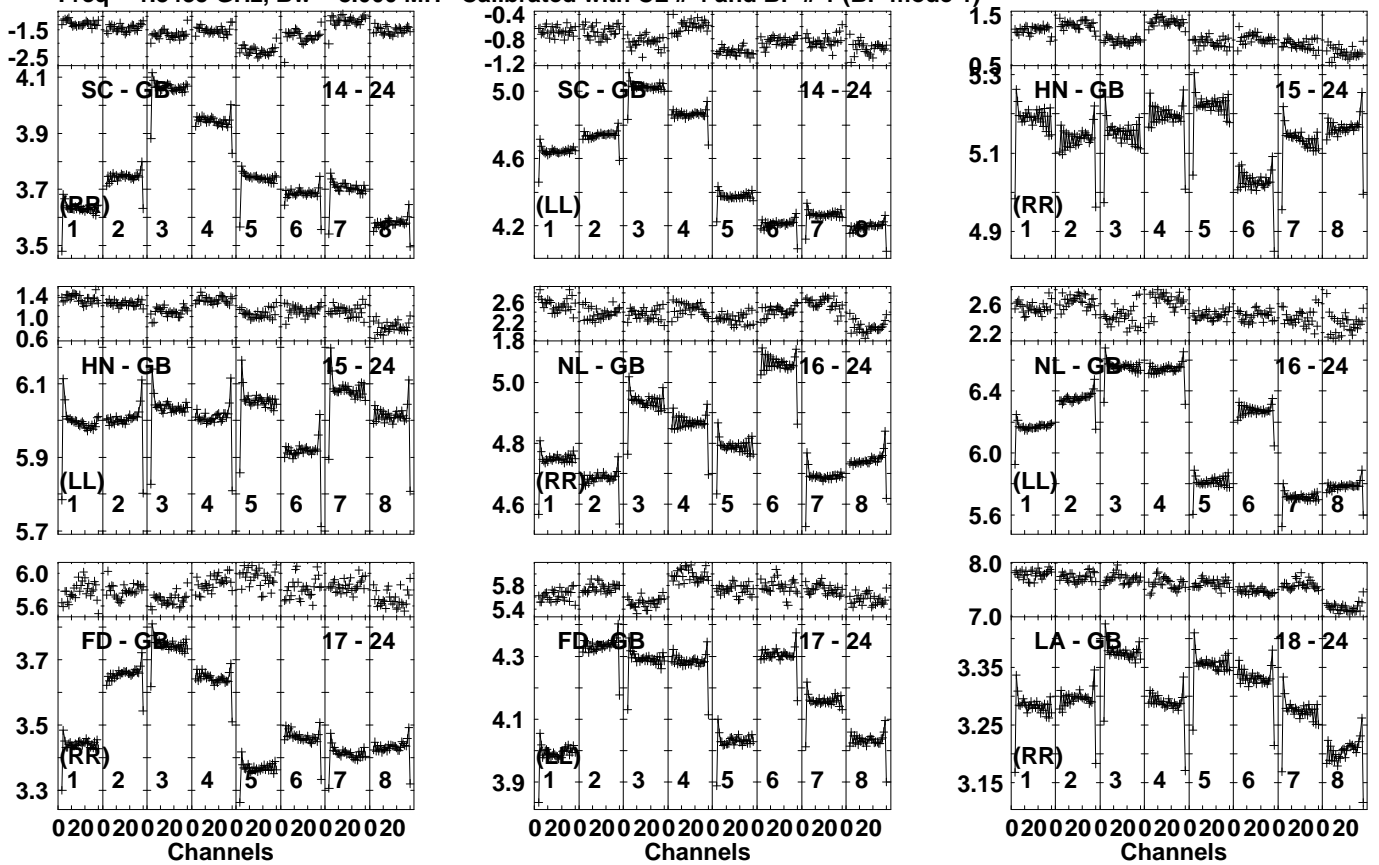
Channels

Lower frame: Milli Ampl Jy Top frame: Phas deg

Vector averaged cross-power spectrum Several baselines displayed

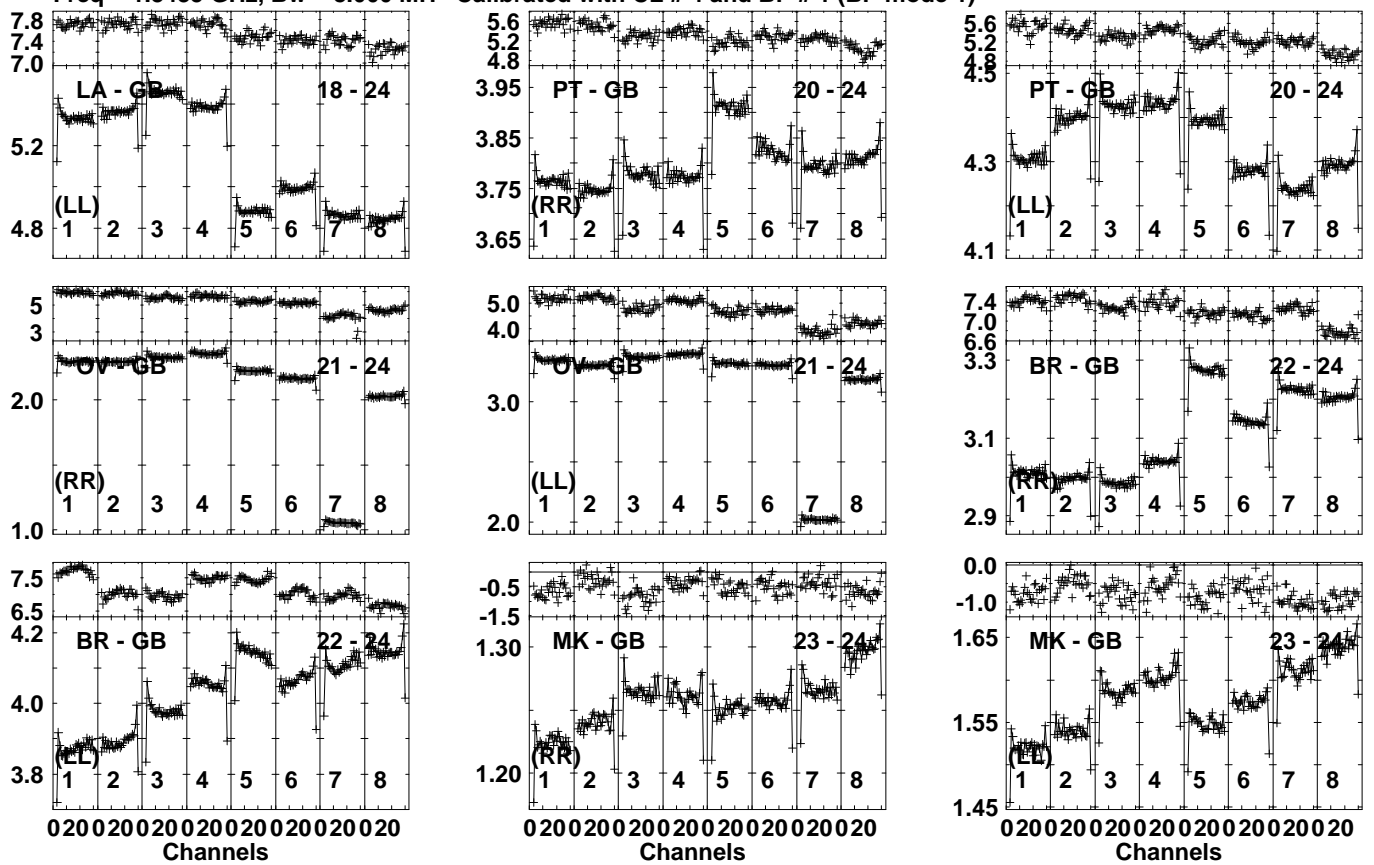
Timerange: 00/18:52:43 to 00/18:53:59

Plot file version 785 created 30-AUG-2023 08:52:22
 3C279 GM081D 1.UVDATA.1
 Freq = 1.3435 GHz, Bw = 8.000 MH Calibrated with CL # 4 and BP # 1 (BP mode 1)



Lower frame: Ampl Jy Top frame: Phas deg
 Vector averaged cross-power spectrum Several baselines displayed
 Timerange: 00/18:55:01 to 00/18:59:59

Plot file version 786 created 30-AUG-2023 08:52:22
 3C279 GM081D 1.UVDATA.1
 Freq = 1.3435 GHz, Bw = 8.000 MH Calibrated with CL # 4 and BP # 1 (BP mode 1)



Lower frame: Ampl Jy Top frame: Phas deg
 Vector averaged cross-power spectrum Several baselines displayed
 Timerange: 00/18:55:01 to 00/18:59:59