Plot file version 1 created 08-APR-2015 14:10:51
Gain amp vs UTC time for J1932+1059.MULTI.1
SN 2 Rpol & Lpol IF 1 - 4

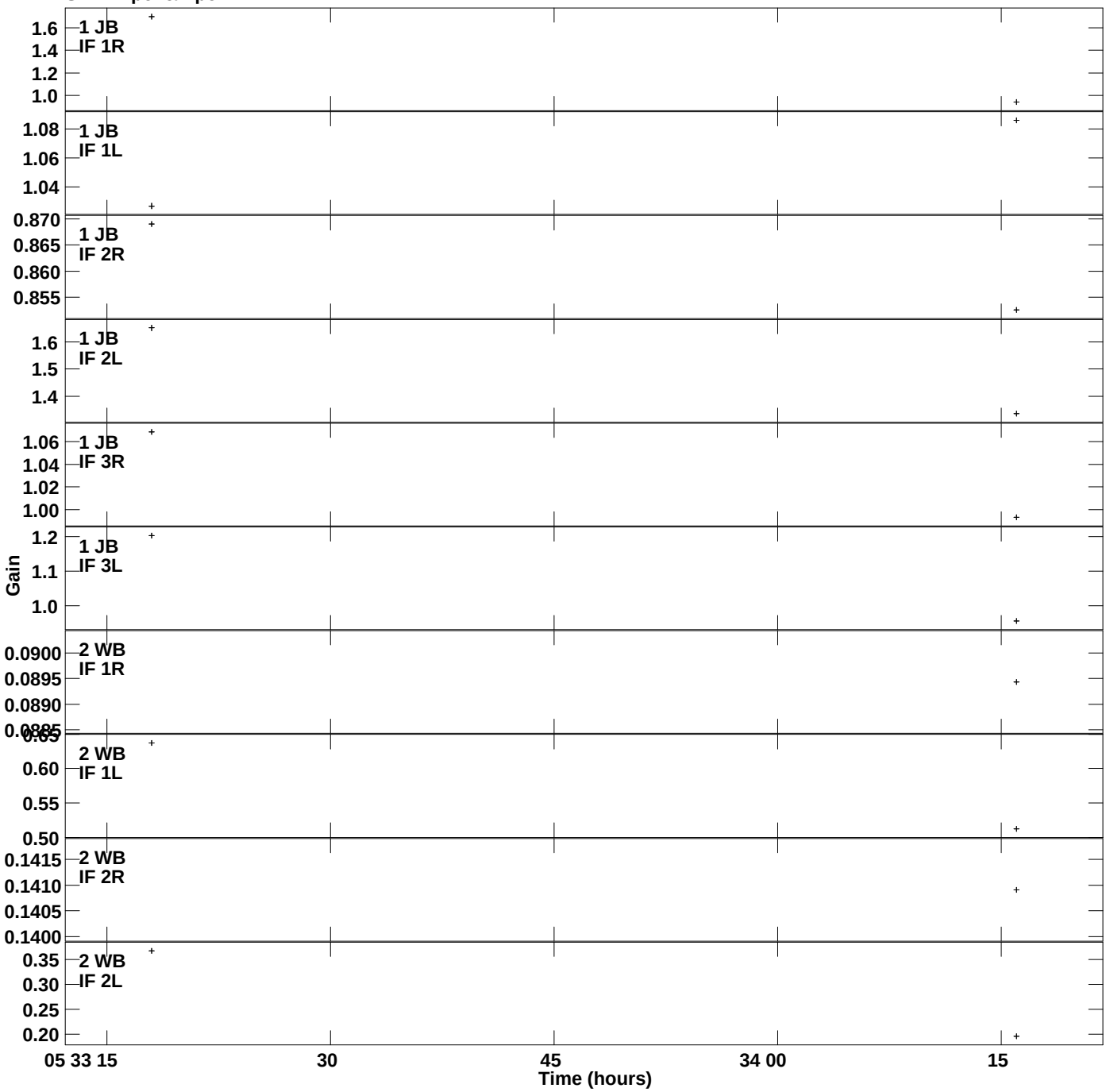


Plot file version 2 created 08-APR-2015 14:10:51
Gain amp vs UTC time for J1932+1059.MULTI.1
SN 2 Rpol & Lpol IF 1 - 4
2 WB
IF 3L
3 AR
IF 1R
3 AR
IF 1L
3 AR
IF 2R
3 AR
IF 2L
3 AR
IF 3R
3 AR
IF 3L
5 FD
IF 1L
5 FD
IF 3L
6 HN
IF 1L
Gain
05 33 15
30
45
34 00
15
Time (hours)

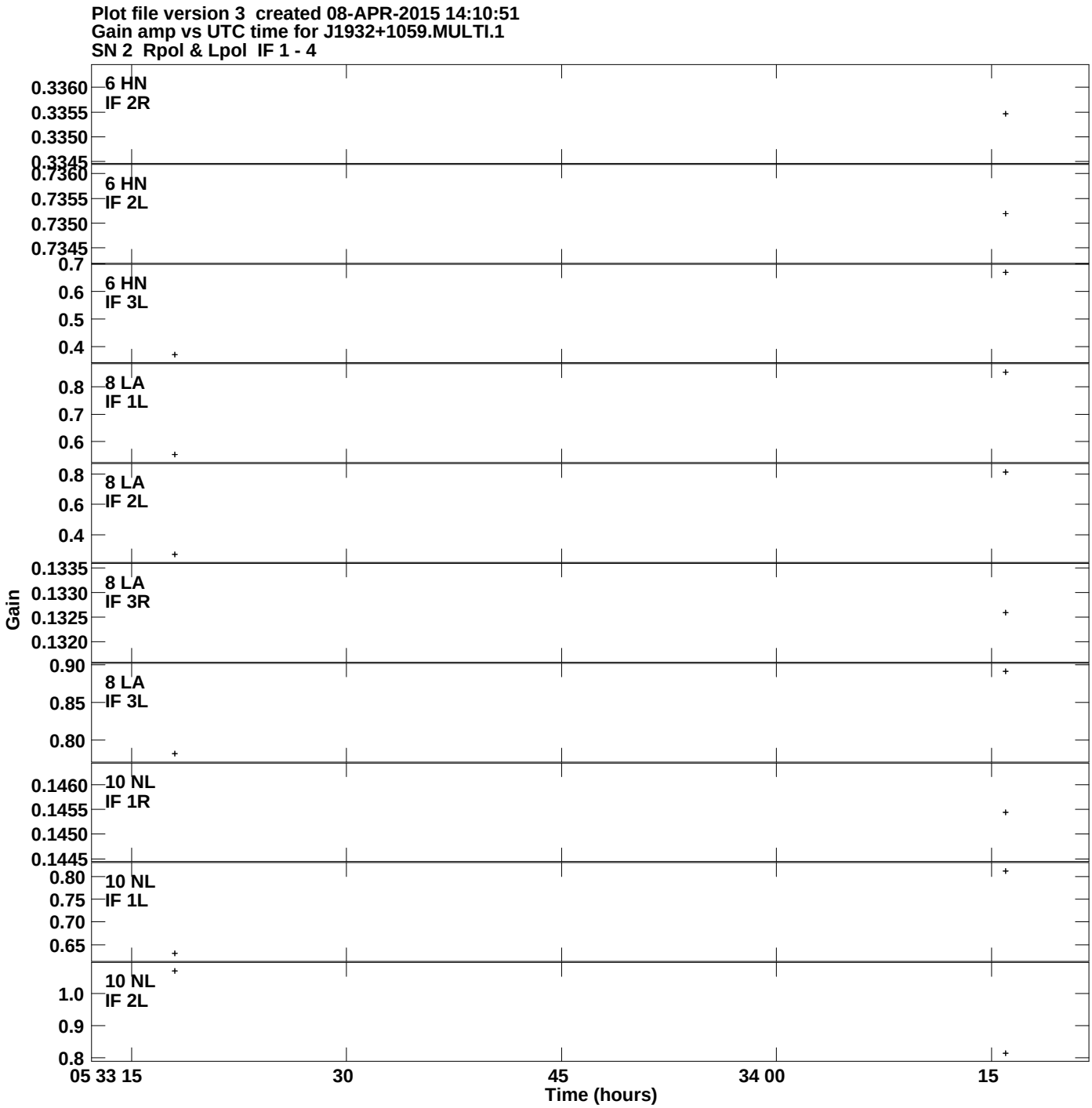
Plot file version 3 created 08-APR-2015 14:10:51
Gain amp vs UTC time for J1932+1059.MULTI.1
SN 2 Rpol & Lpol IF 1 - 4
6 HN
IF 2R
6 HN
IF 2L
6 HN
IF 3L
8 LA
IF 1L
8 LA
IF 2L
8 LA
IF 3R
8 LA
IF 3L
10 NL
IF 1R
10 NL
IF 1L
10 NL
IF 2L
Gain
05 33 15
30
45
34 00
15
Time (hours)

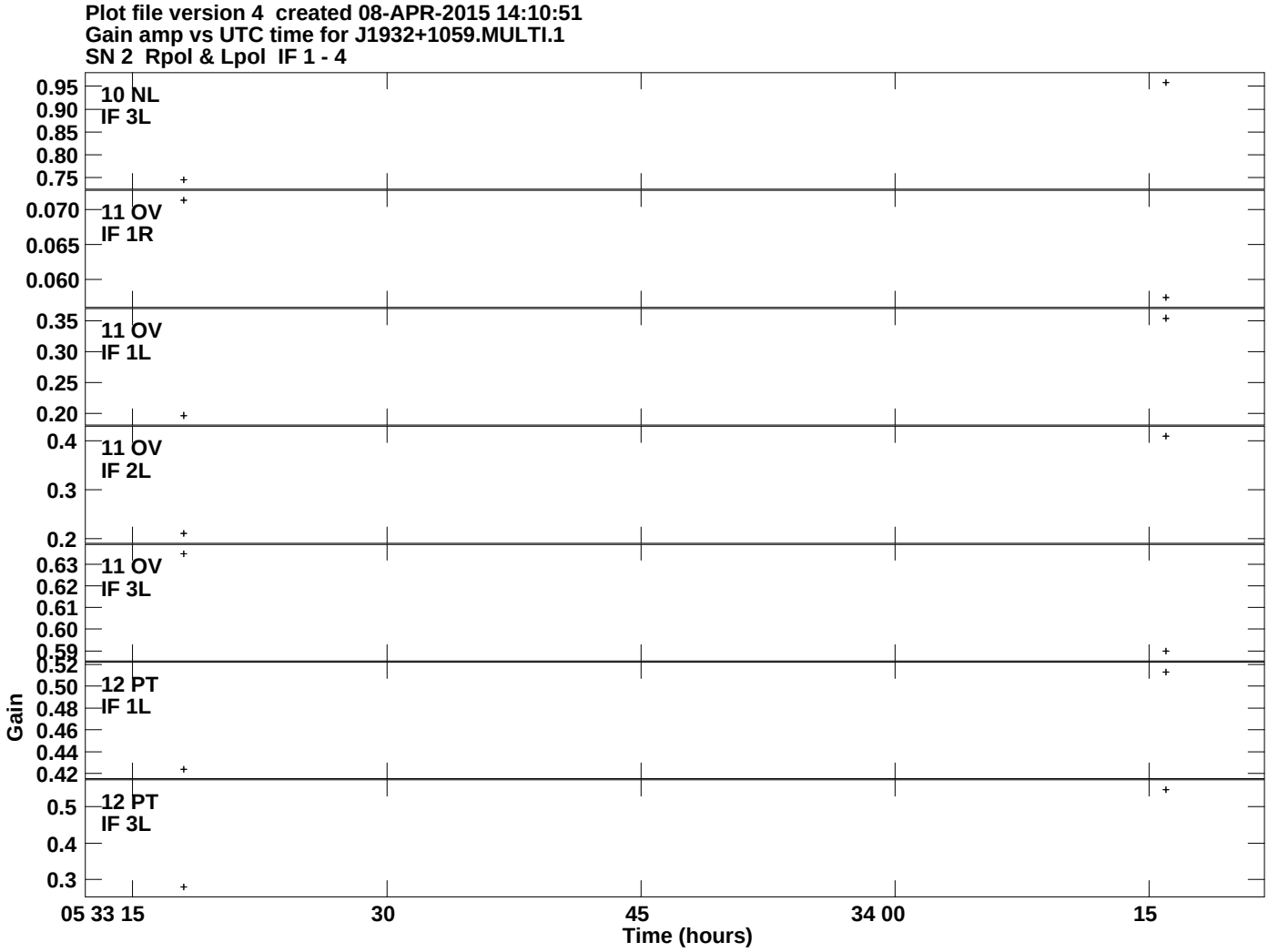
Plot file version 4 created 08-APR-2015 14:10:51
Gain amp vs UTC time for J1932+1059.MULTI.1
SN 2 Rpol & Lpol IF 1 - 4
10 NL
IF 3L
11 OV
IF 1R
11 OV
IF 1L
11 OV
IF 2L
11 OV
IF 3L
12 PT
IF 1L
12 PT
IF 3L
Gain
05 33 15
30
45
34 00
15
Time (hours)