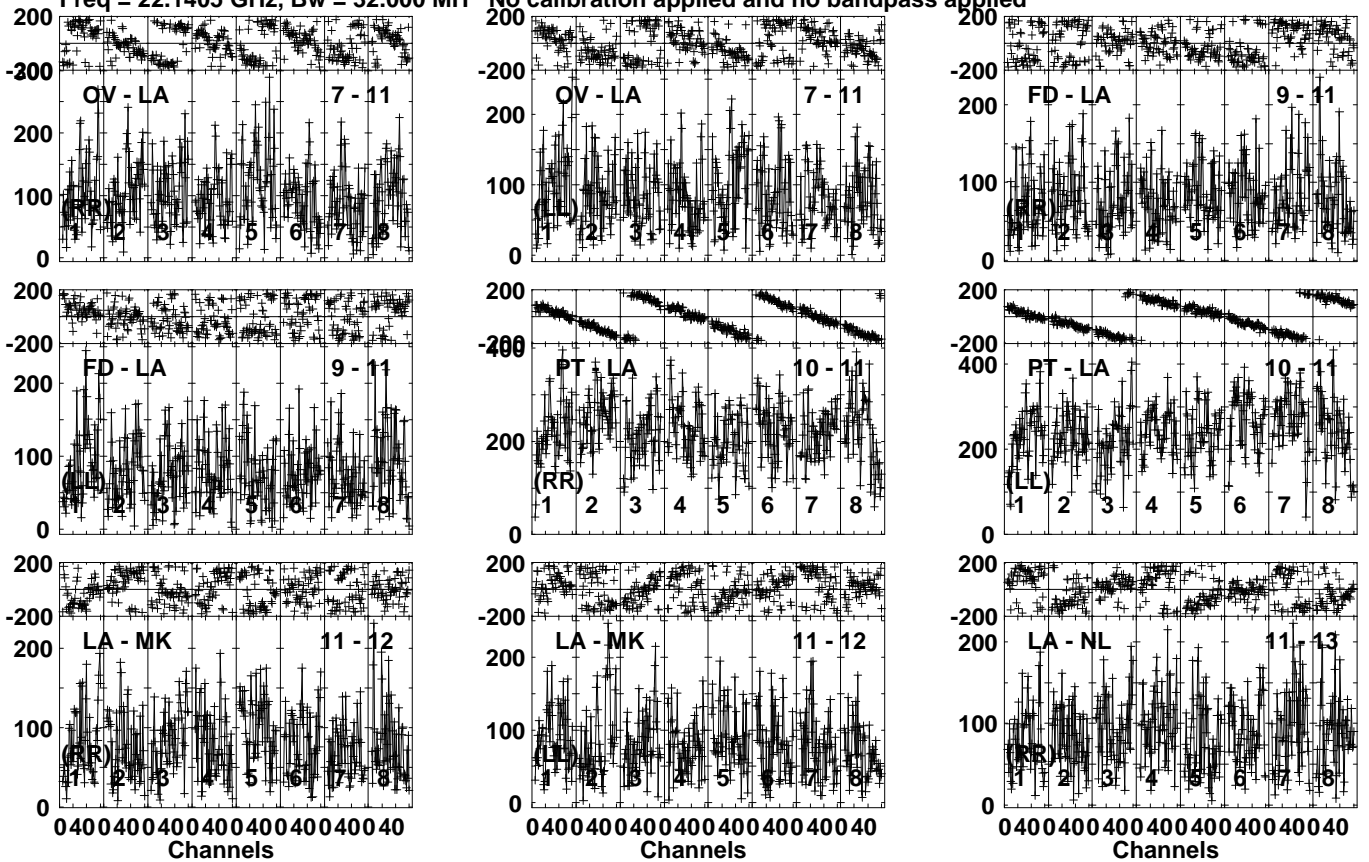


Plot file version 1 created 14-APR-2023 12:08:52

NGC0315 GP060.UVDATA.1

Freq = 22.1405 GHz, Bw = 32.000 MH

No calibration applied and no bandpass applied



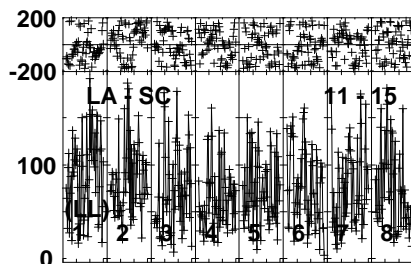
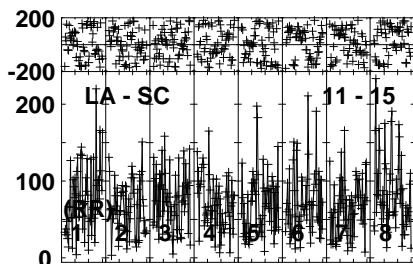
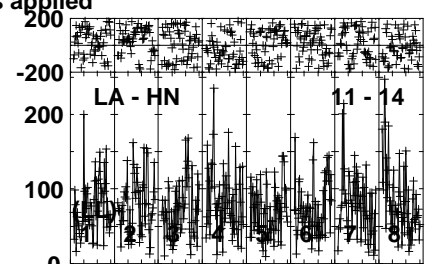
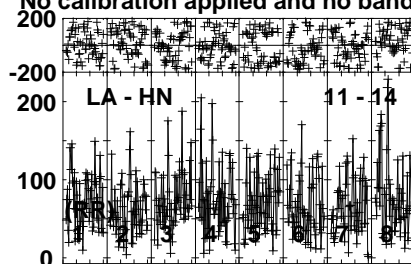
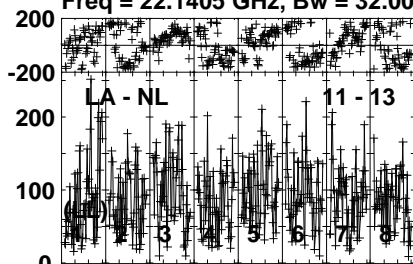
Lower frame: Micro Ampl Jy Top frame: Phas deg
Vector averaged cross-power spectrum Several baselines displayed
Timerange: 00/03:00:01 to 00/03:06:39

Plot file version 2 created 14-APR-2023 12:08:53

NGC0315 GP060.UVDATA.1

Freq = 22.1405 GHz, Bw = 32.000 MH

No calibration applied and no bandpass applied



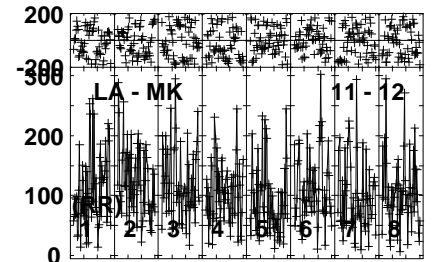
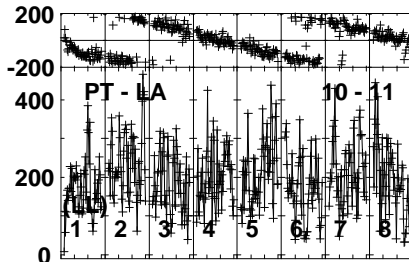
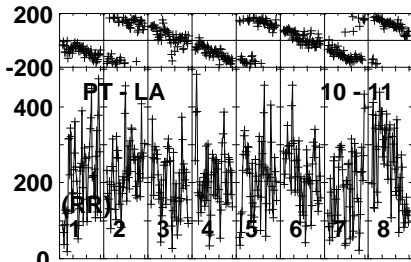
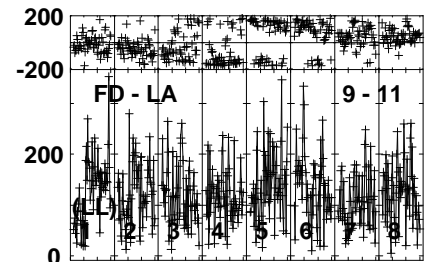
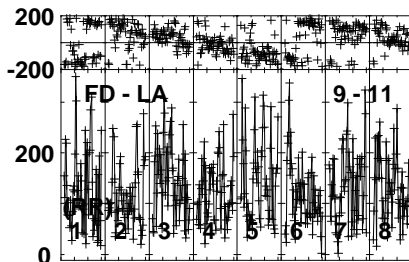
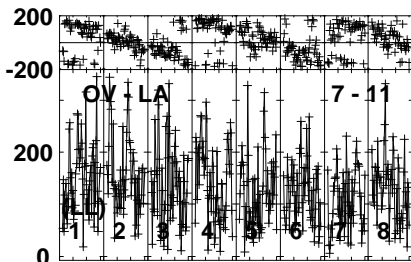
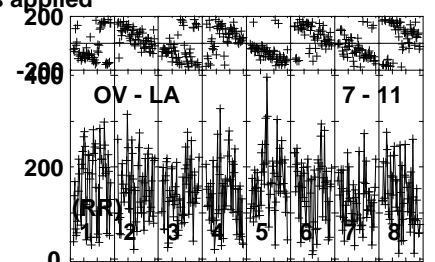
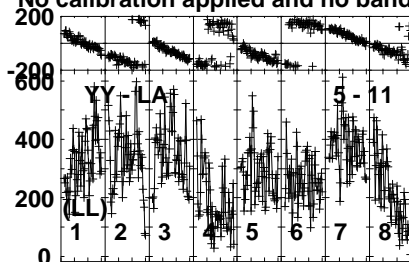
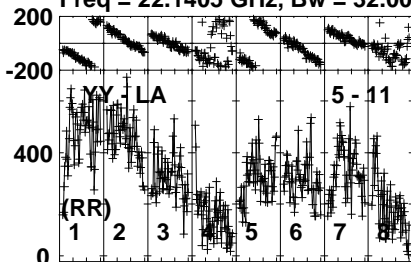
Lower frame: Micro Ampl Jy Top frame: Phas deg
Vector averaged cross-power spectrum Several baselines displayed
Timerange: 00/03:00:01 to 00/03:06:39

Plot file version 3 created 14-APR-2023 12:08:54

J0029+3456 GP060.UVDATA.1

Freq = 22.1405 GHz, Bw = 32.000 MH

No calibration applied and no bandpass applied



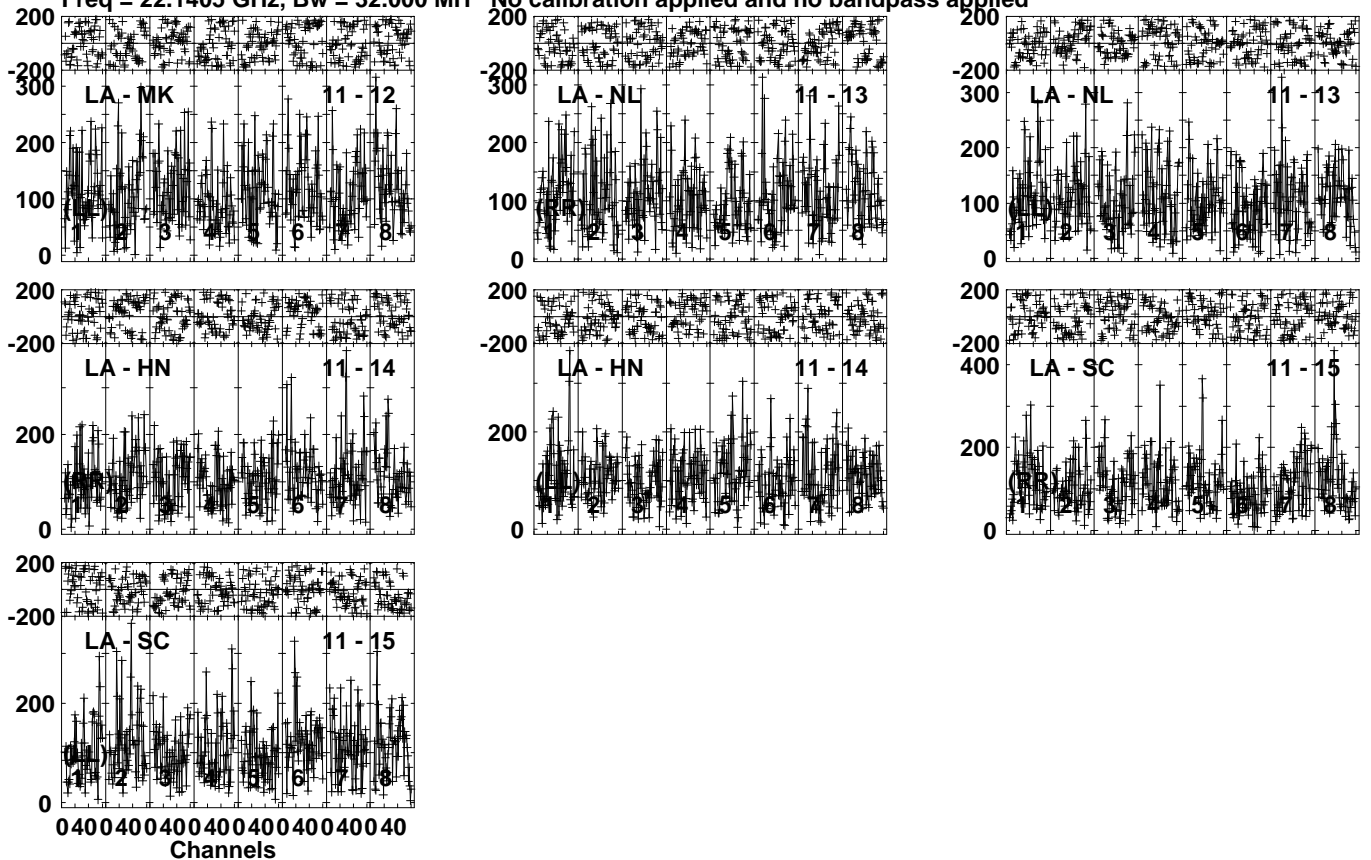
Lower frame: Micro Ampl Jy Top frame: Phas deg
Vector averaged cross-power spectrum Several baselines displayed
Timerange: 00/03:07:11 to 00/03:09:49

Plot file version 4 created 14-APR-2023 12:08:54

J0029+3456 GP060.UVDATA.1

Freq = 22.1405 GHz, Bw = 32.000 MH

No calibration applied and no bandpass applied



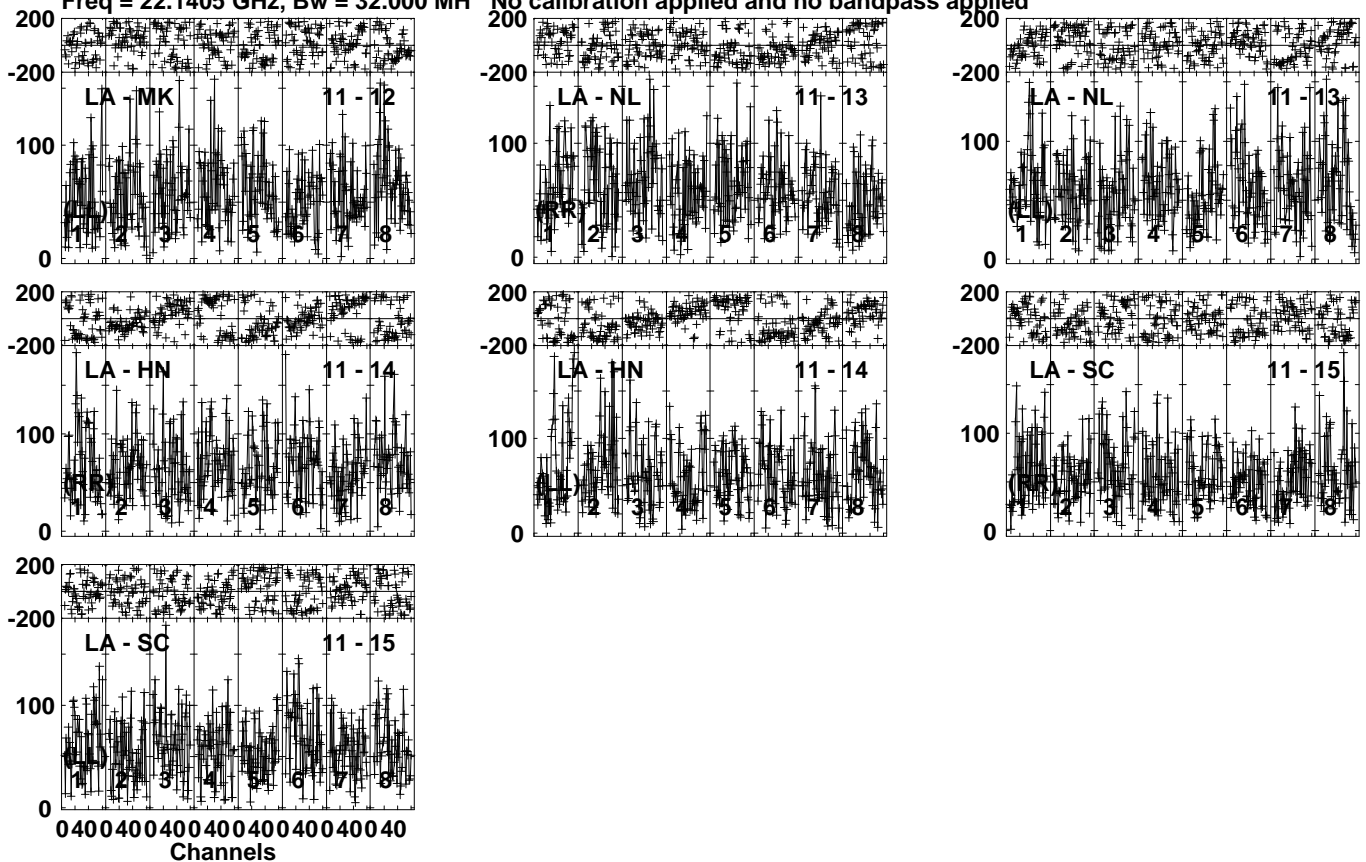
Lower frame: Micro Ampl Jy Top frame: Phas deg
Vector averaged cross-power spectrum Several baselines displayed
Timerange: 00/03:07:11 to 00/03:09:49

Plot file version 6 created 14-APR-2023 12:08:58

NGC0315 GP060.UVDATA.1

Freq = 22.1405 GHz, Bw = 32.000 MH

No calibration applied and no bandpass applied



Lower frame: Micro Ampl Jy Top frame: Phas deg

Vector averaged cross-power spectrum Several baselines displayed

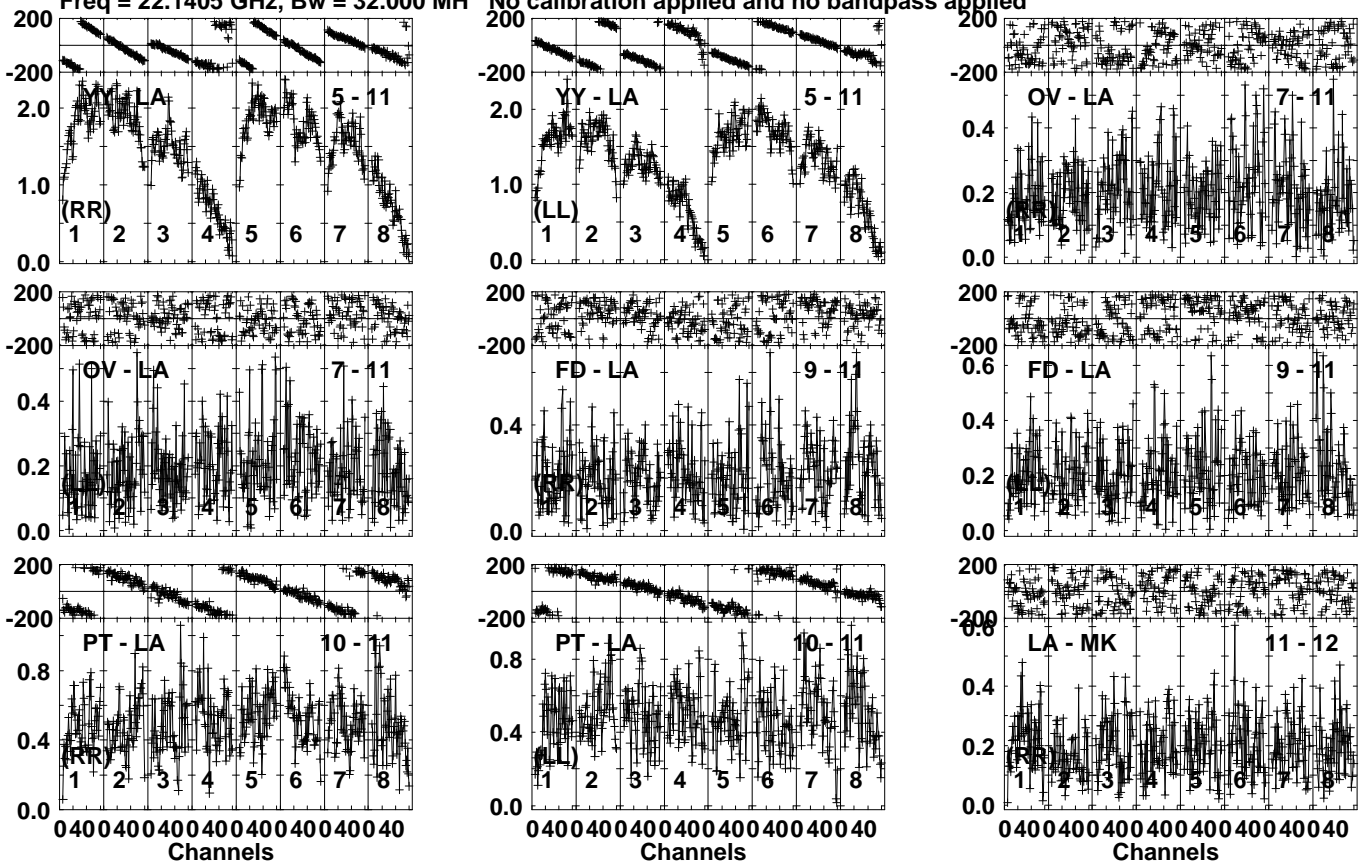
Timerange: 00/03:10:15 to 00/03:22:23

Plot file version 7 created 14-APR-2023 12:09:00

J0029+3456 GP060.UVDATA.1

Freq = 22.1405 GHz, Bw = 32.000 MH

No calibration applied and no bandpass applied



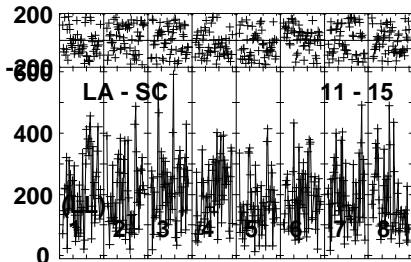
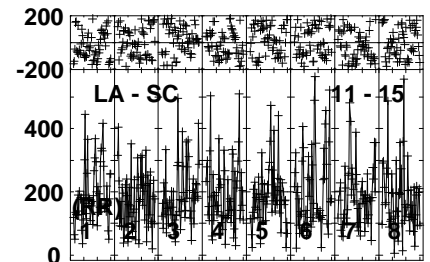
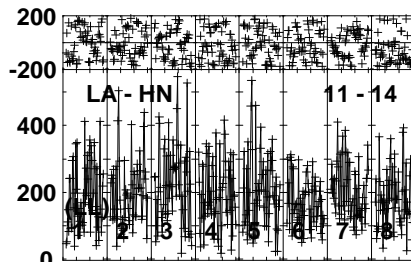
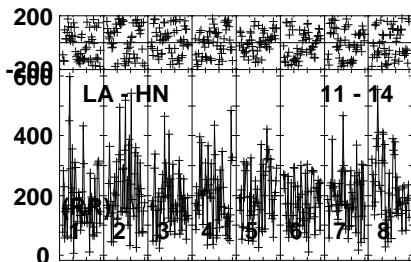
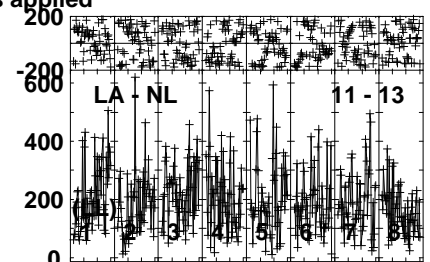
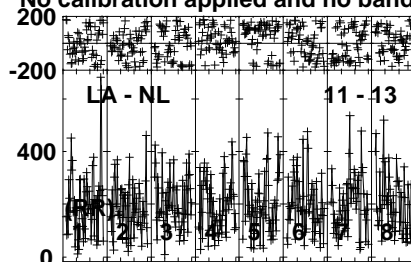
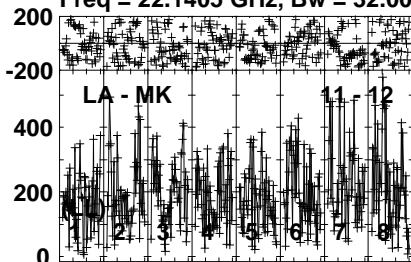
Lower frame: Milli Ampl Jy Top frame: Phas deg
Vector averaged cross-power spectrum Several baselines displayed
Timerange: 00/03:22:51 to 00/03:25:29

Plot file version 8 created 14-APR-2023 12:09:00

J0029+3456 GP060.UVDATA.1

Freq = 22.1405 GHz, Bw = 32.000 MH

No calibration applied and no bandpass applied



040040040040040040040040
Channels

Lower frame: Micro Ampl Jy Top frame: Phas deg

Vector averaged cross-power spectrum Several baselines displayed

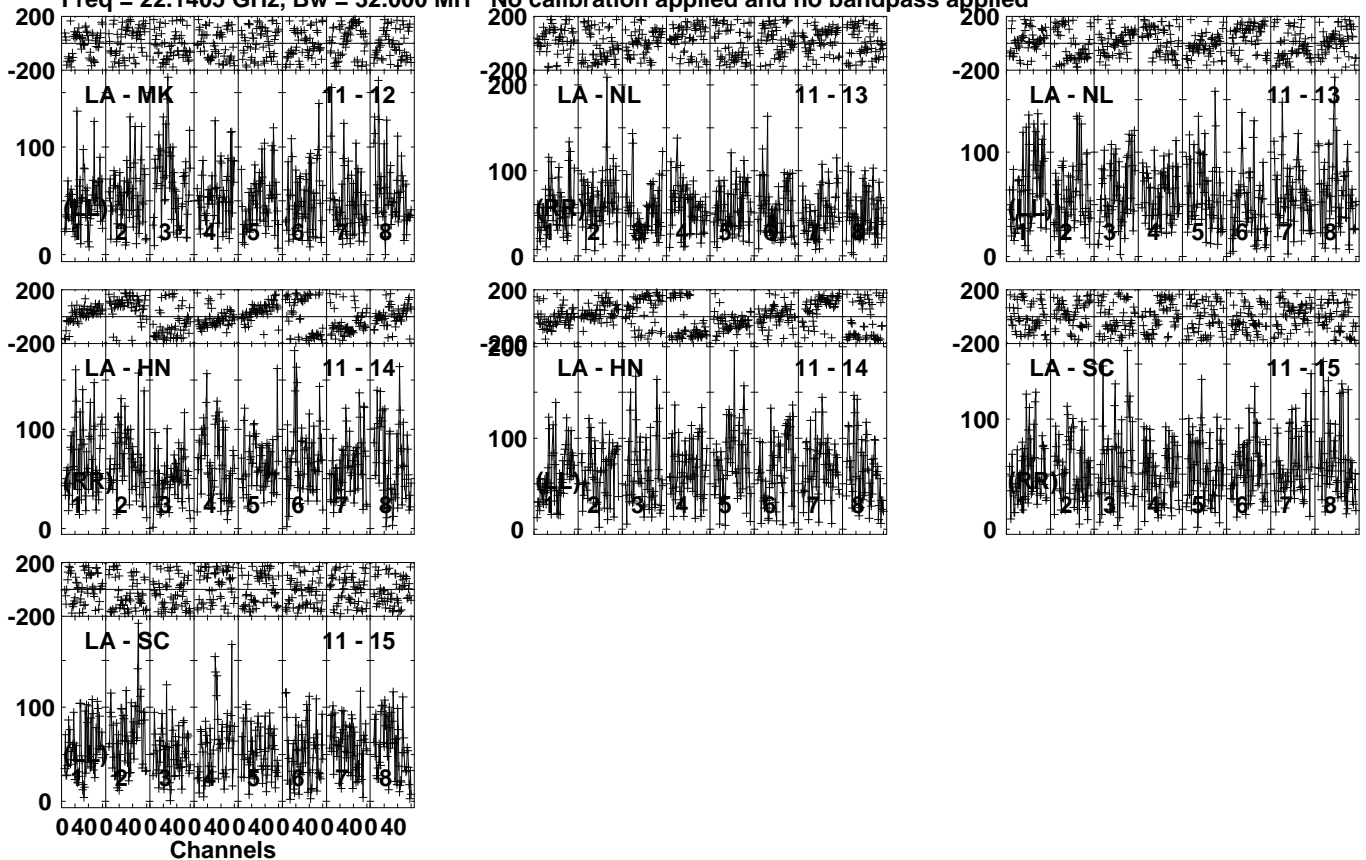
Timerange: 00/03:22:51 to 00/03:25:29

Plot file version 10 created 14-APR-2023 12:09:03

NGC0315 GP060.UVDATA.1

Freq = 22.1405 GHz, Bw = 32.000 MH

No calibration applied and no bandpass applied



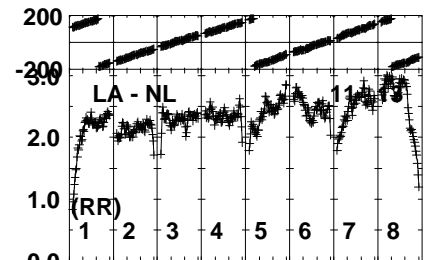
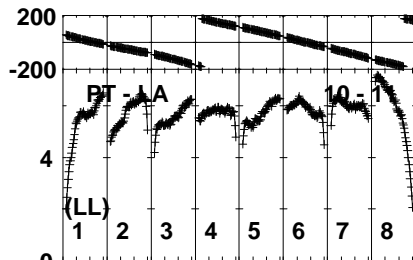
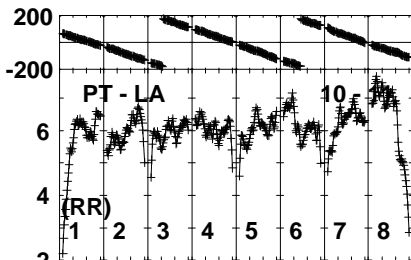
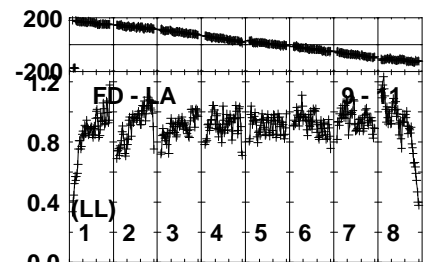
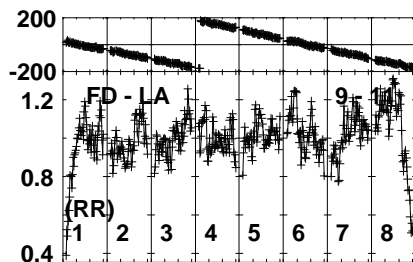
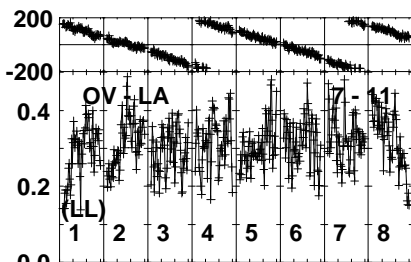
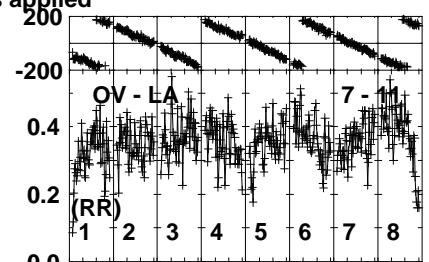
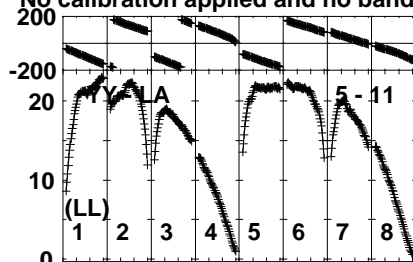
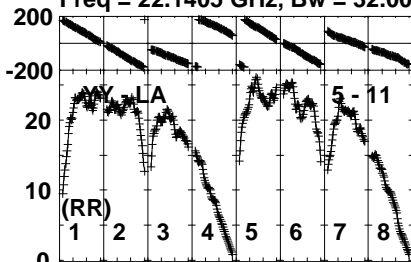
Lower frame: Micro Ampl Jy Top frame: Phas deg
Vector averaged cross-power spectrum Several baselines displayed
Timerange: 00/03:25:57 to 00/03:38:05

Plot file version 11 created 14-APR-2023 12:09:05

3C84 GP060.UVDATA.1

Freq = 22.1405 GHz, Bw = 32.000 MH

No calibration applied and no bandpass applied



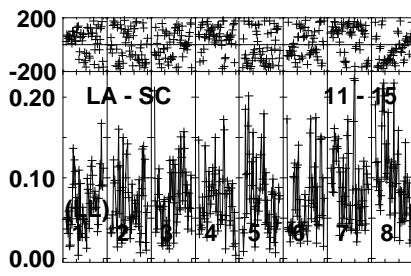
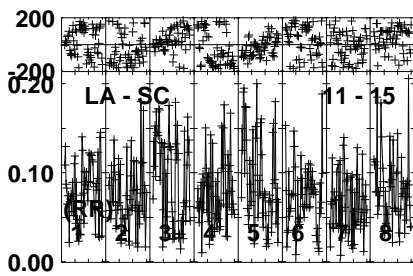
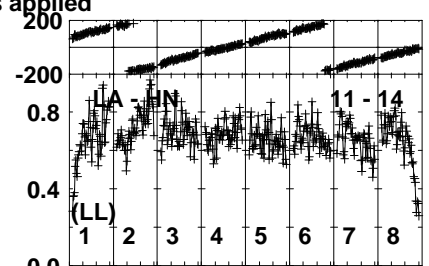
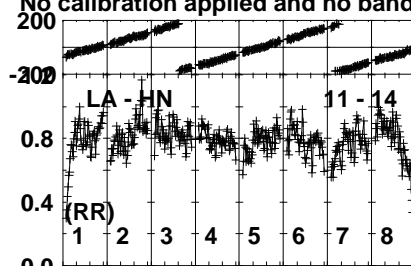
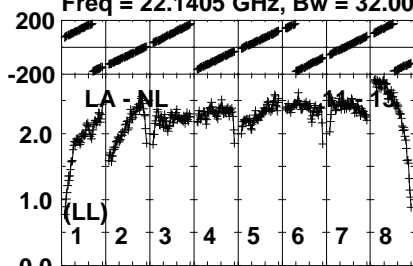
Lower frame: Milli Ampl Jy Top frame: Phas deg
Vector averaged cross-power spectrum Several baselines displayed
Timerange: 00/03:39:11 to 00/03:45:50

Plot file version 12 created 14-APR-2023 12:09:06

3C84 GP060.UVDATA.1

Freq = 22.1405 GHz, Bw = 32.000 MH

No calibration applied and no bandpass applied



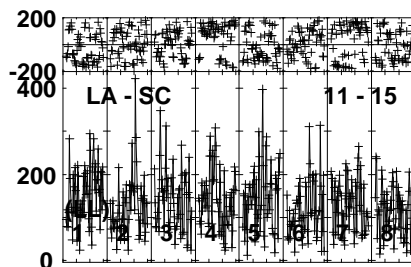
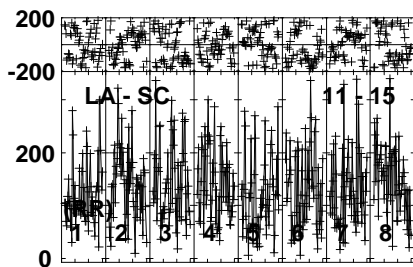
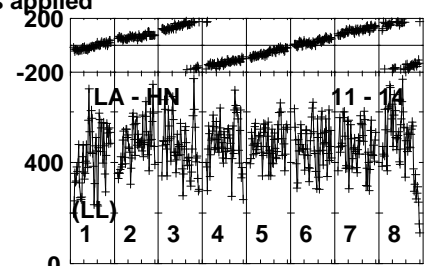
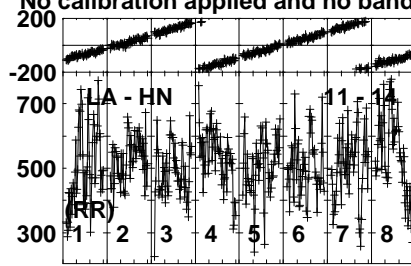
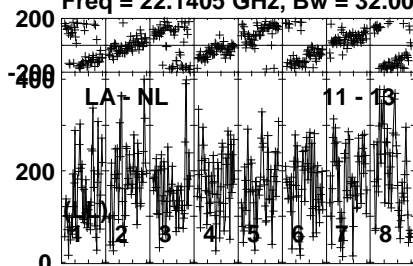
Lower frame: Milli Ampl Jy Top frame: Phas deg
Vector averaged cross-power spectrum Several baselines displayed
Timerange: 00/03:39:11 to 00/03:45:50

Plot file version 14 created 14-APR-2023 12:09:08

0235+164 GP060.UVDATA.1

Freq = 22.1405 GHz, Bw = 32.000 MH

No calibration applied and no bandpass applied



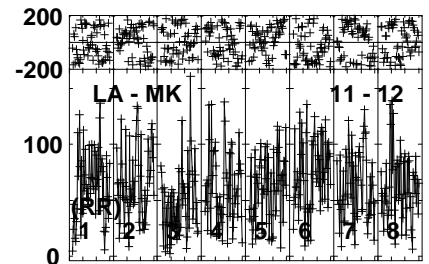
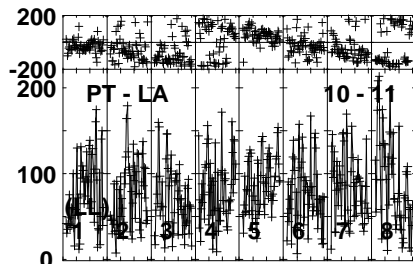
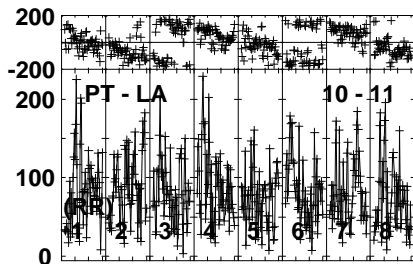
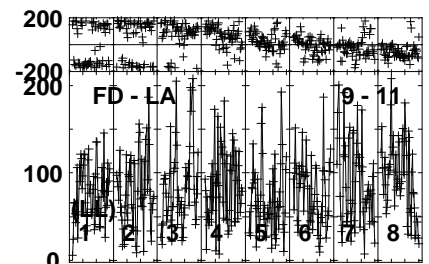
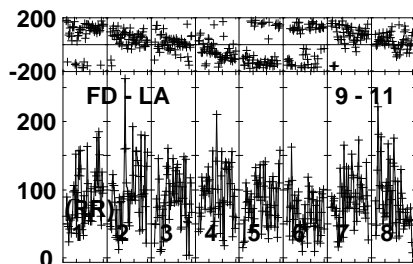
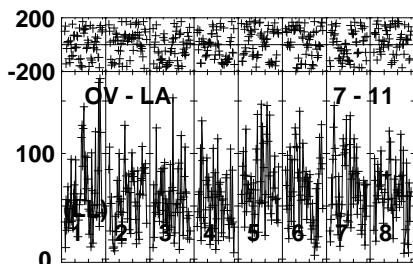
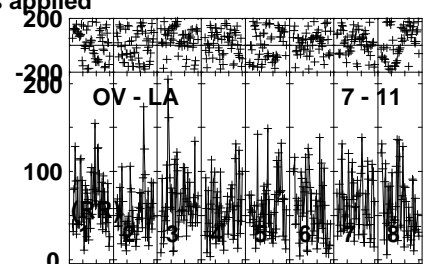
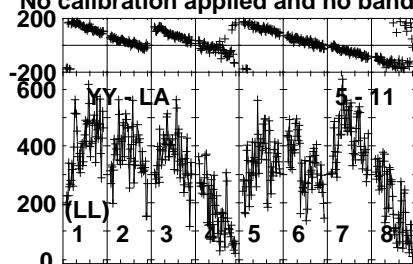
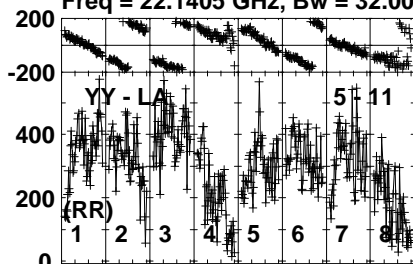
Lower frame: Micro Ampl Jy Top frame: Phas deg
Vector averaged cross-power spectrum Several baselines displayed
Timerange: 00/03:46:38 to 00/03:53:17

Plot file version 15 created 14-APR-2023 12:09:09

J0029+3456 GP060.UVDATA.1

Freq = 22.1405 GHz, Bw = 32.000 MH

No calibration applied and no bandpass applied



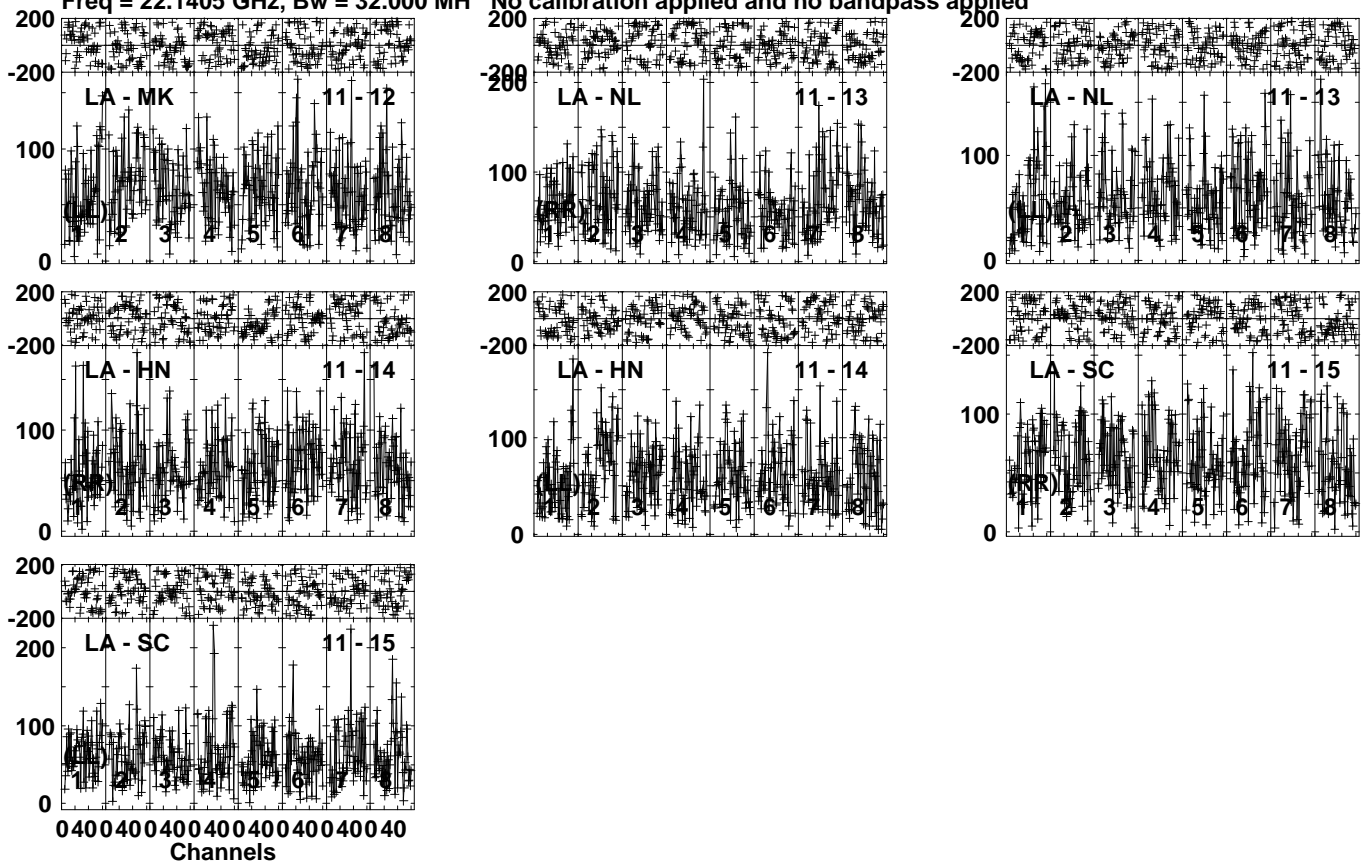
Lower frame: Micro Ampl Jy Top frame: Phas deg
Vector averaged cross-power spectrum Several baselines displayed
Timerange: 00/03:54:36 to 00/04:00:24

Plot file version 16 created 14-APR-2023 12:09:10

J0029+3456 GP060.UVDATA.1

Freq = 22.1405 GHz, Bw = 32.000 MH

No calibration applied and no bandpass applied



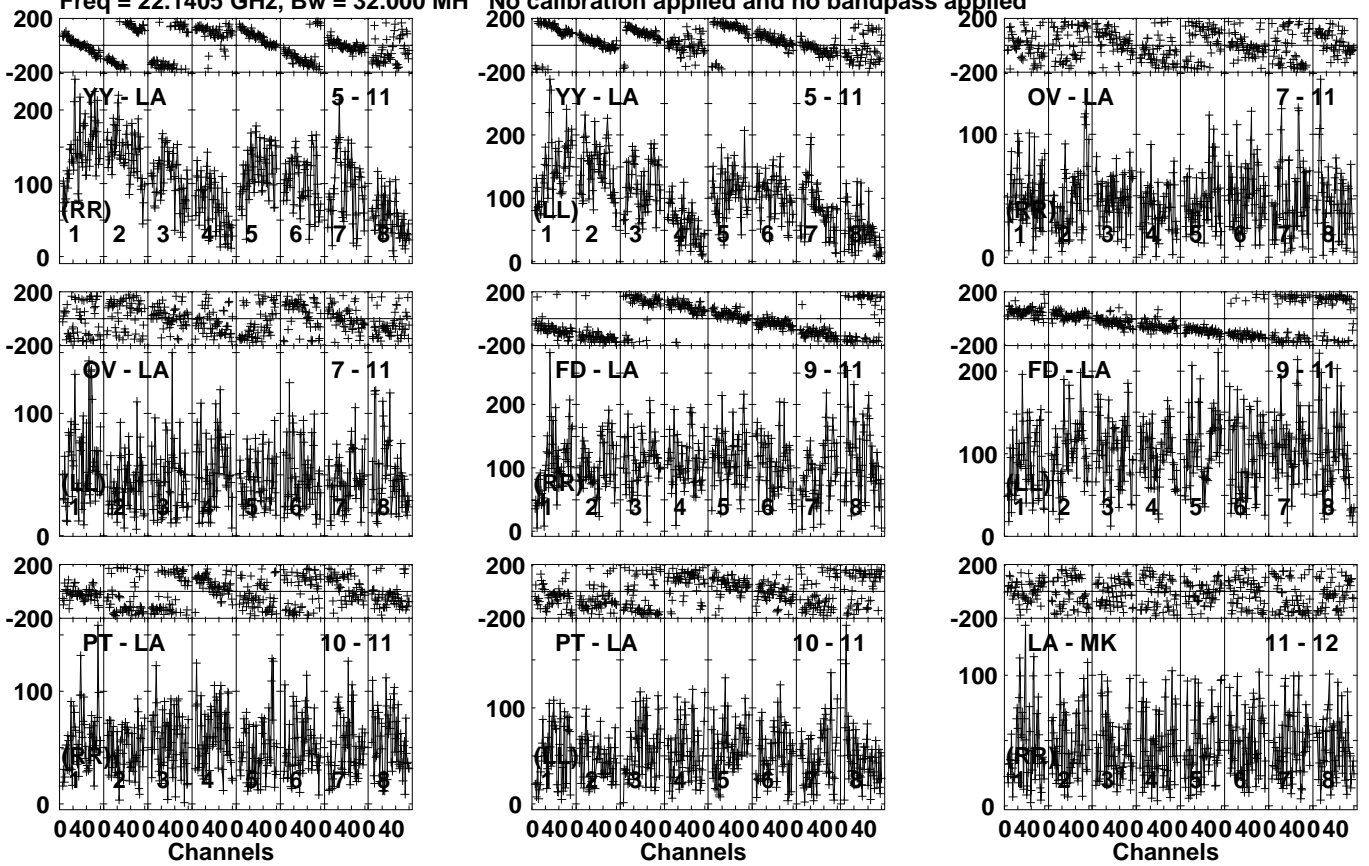
Lower frame: Micro Ampl Jy Top frame: Phas deg
Vector averaged cross-power spectrum Several baselines displayed
Timerange: 00/03:54:36 to 00/04:00:24

Plot file version 17 created 14-APR-2023 12:09:13

NGC0315 GP060.UVDATA.1

Freq = 22.1405 GHz, Bw = 32.000 MH

No calibration applied and no bandpass applied



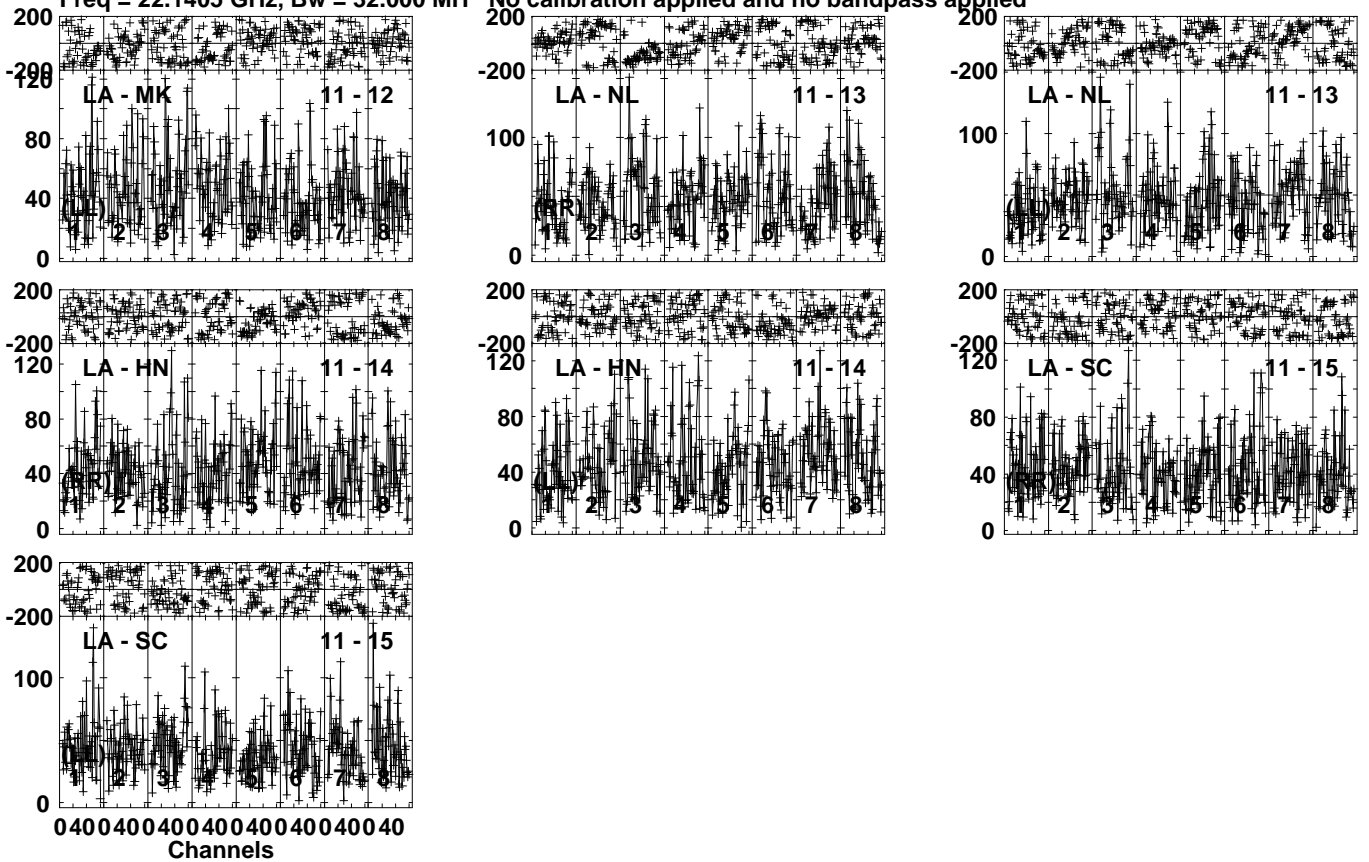
Lower frame: Micro Ampl Jy Top frame: Phas deg
Vector averaged cross-power spectrum Several baselines displayed
Timerange: 00/04:01:04 to 00/04:13:12

Plot file version 18 created 14-APR-2023 12:09:13

NGC0315 GP060.UVDATA.1

Freq = 22.1405 GHz, Bw = 32.000 MH

No calibration applied and no bandpass applied



Lower frame: Micro Ampl Jy Top frame: Phas deg

Vector averaged cross-power spectrum Several baselines displayed

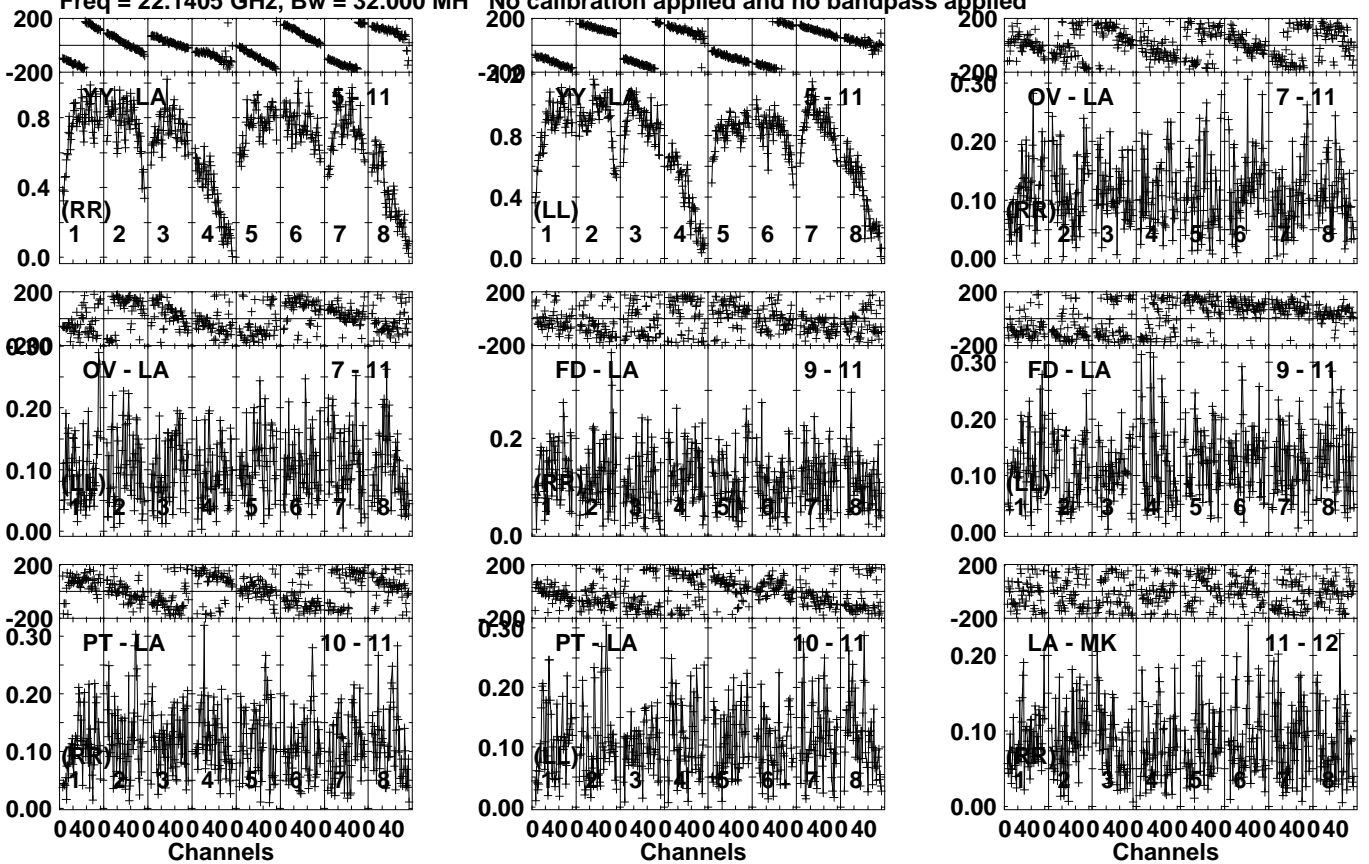
Timerange: 00/04:01:04 to 00/04:13:12

Plot file version 19 created 14-APR-2023 12:09:16

J0029+3456 GP060.UVDATA.1

Freq = 22.1405 GHz, Bw = 32.000 MH

No calibration applied and no bandpass applied



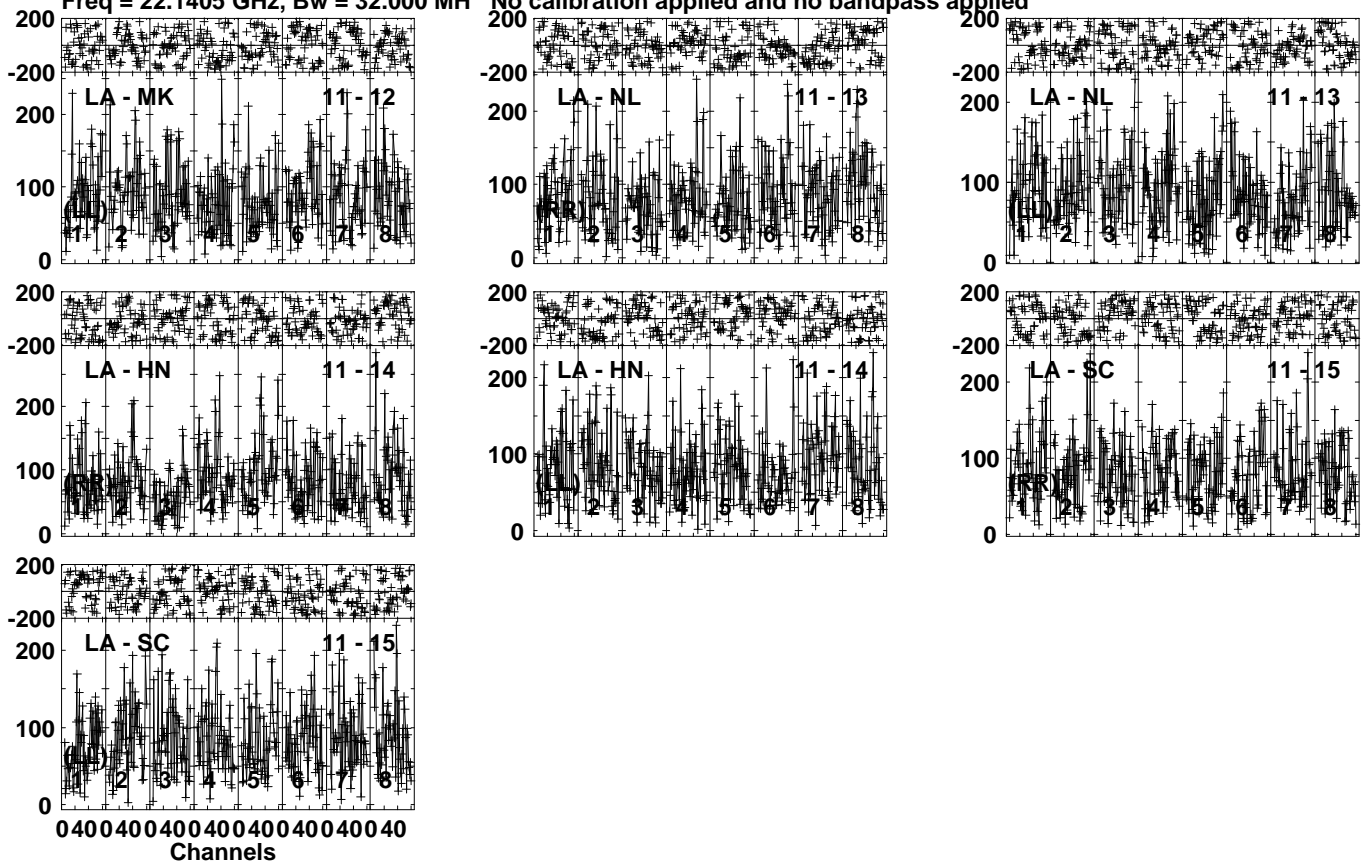
Lower frame: Milli Ampl Jy Top frame: Phas deg
Vector averaged cross-power spectrum Several baselines displayed
Timerange: 00/04:13:49 to 00/04:16:46

Plot file version 20 created 14-APR-2023 12:09:16

J0029+3456 GP060.UVDATA.1

Freq = 22.1405 GHz, Bw = 32.000 MH

No calibration applied and no bandpass applied



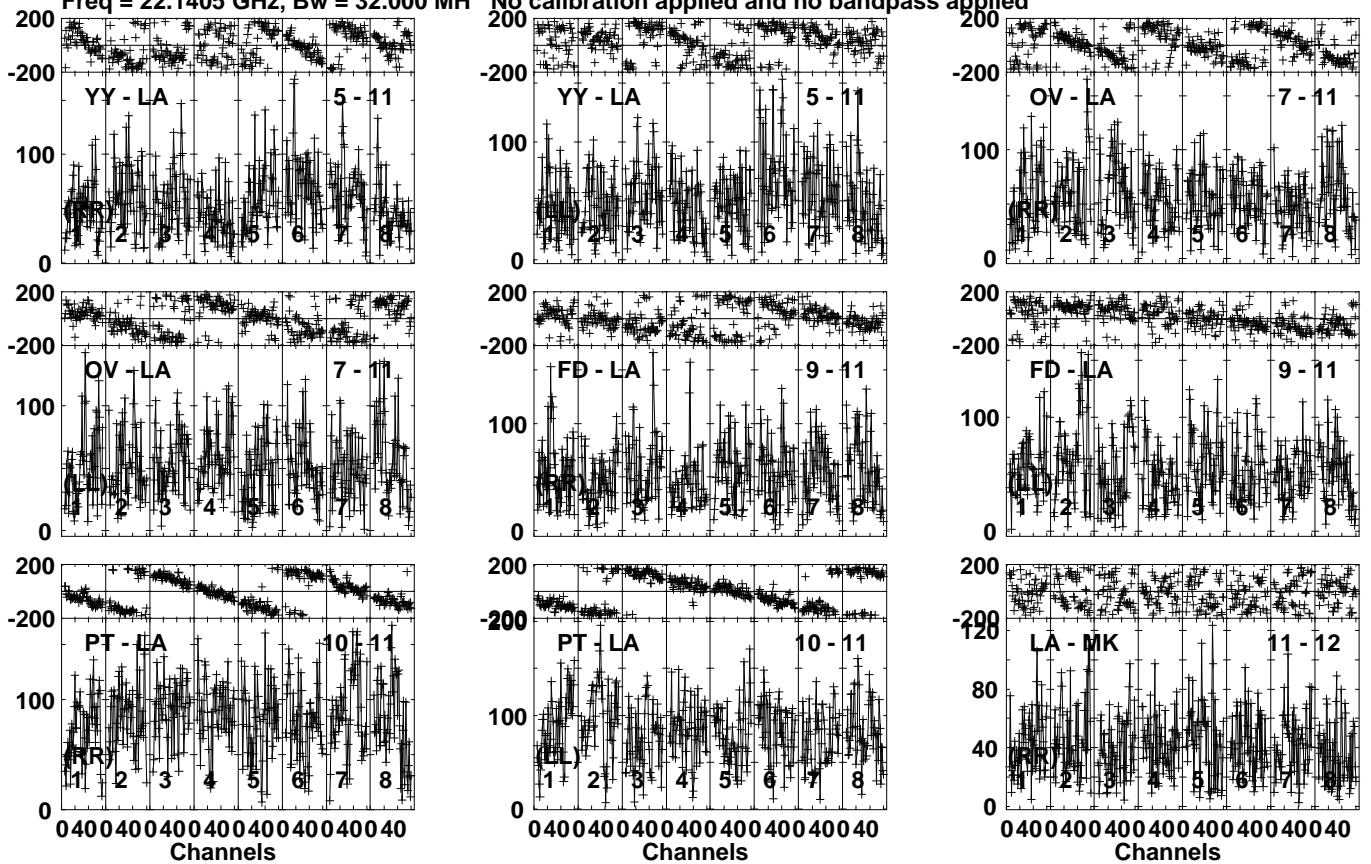
Lower frame: Micro Ampl Jy Top frame: Phas deg
Vector averaged cross-power spectrum Several baselines displayed
Timerange: 00/04:13:49 to 00/04:16:46

Plot file version 21 created 14-APR-2023 12:09:19

NGC0315 GP060.UVDATA.1

Freq = 22.1405 GHz, Bw = 32.000 MH

No calibration applied and no bandpass applied



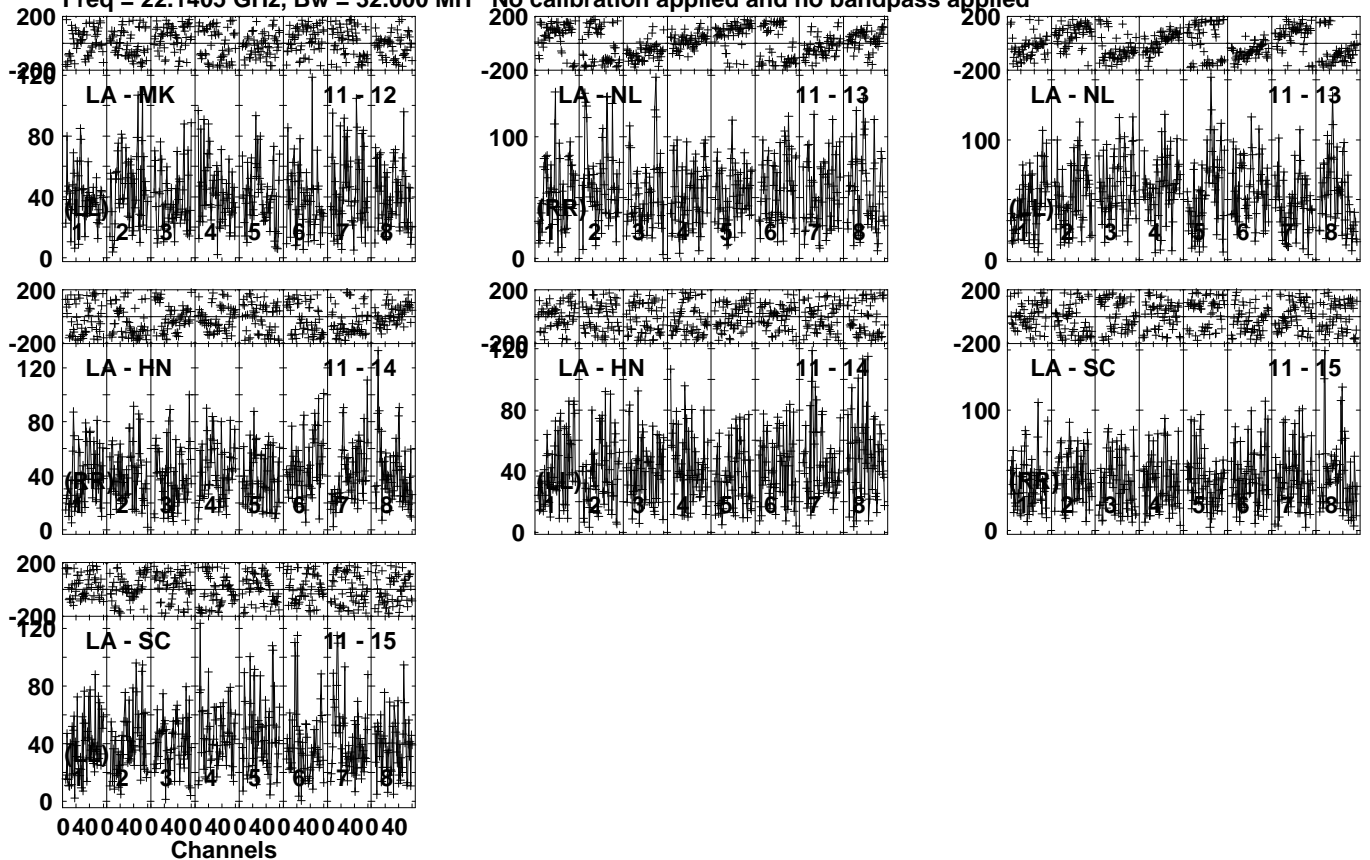
Lower frame: Micro Ampl Jy Top frame: Phas deg
Vector averaged cross-power spectrum Several baselines displayed
Timerange: 00/04:17:24 to 00/04:29:32

Plot file version 22 created 14-APR-2023 12:09:20

NGC0315 GP060.UVDATA.1

Freq = 22.1405 GHz, Bw = 32.000 MH

No calibration applied and no bandpass applied



Lower frame: Micro Ampl Jy Top frame: Phas deg

Vector averaged cross-power spectrum Several baselines displayed

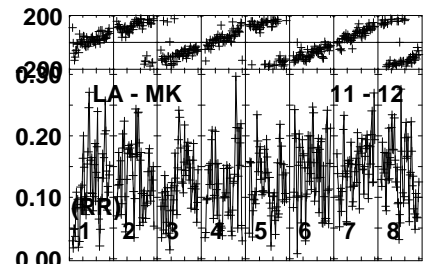
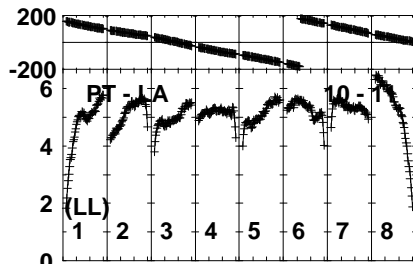
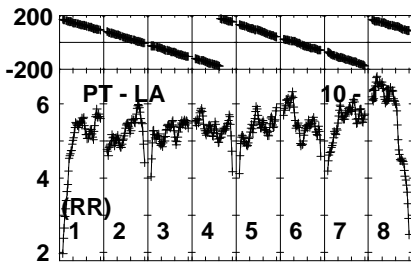
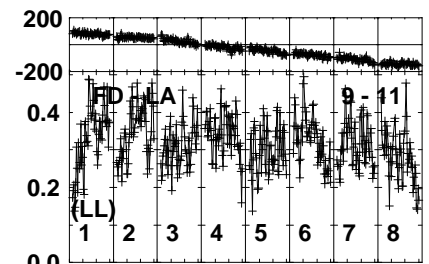
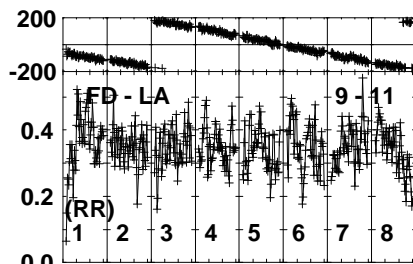
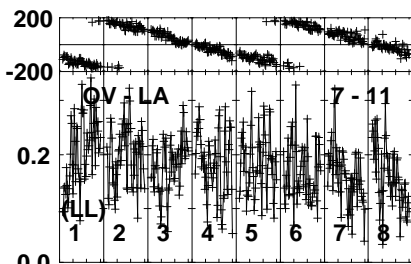
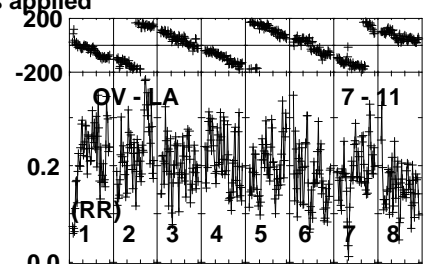
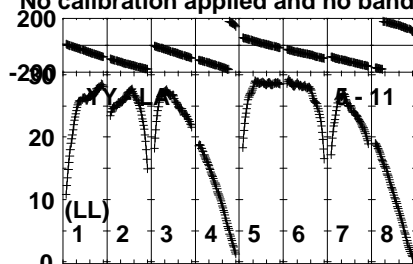
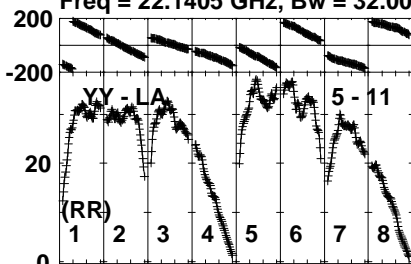
Timerange: 00/04:17:24 to 00/04:29:32

Plot file version 23 created 14-APR-2023 12:09:22

3C84 GP060.UVDATA.1

Freq = 22.1405 GHz, Bw = 32.000 MH

No calibration applied and no bandpass applied



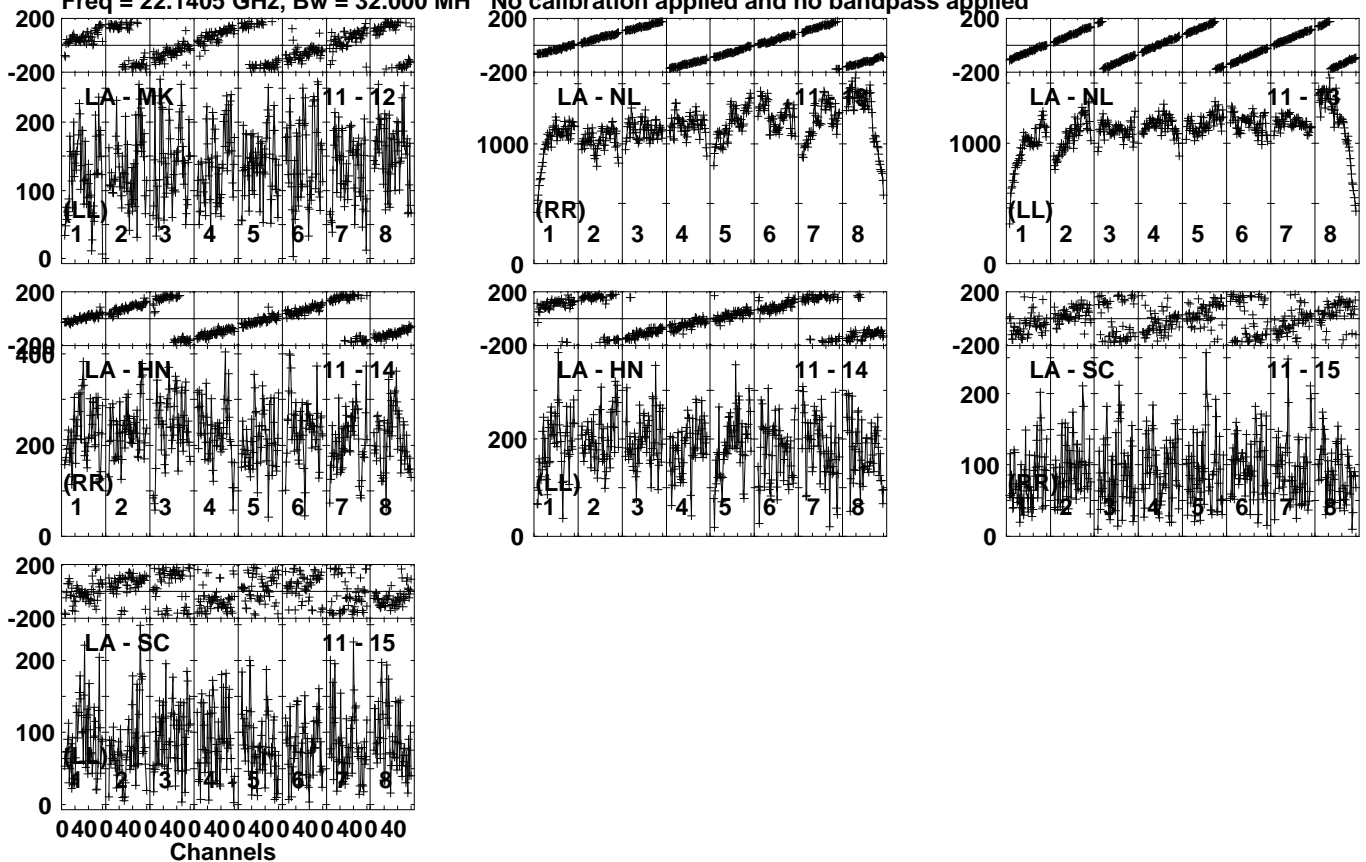
Lower frame: Milli Ampl Jy Top frame: Phas deg
Vector averaged cross-power spectrum Several baselines displayed
Timerange: 00/04:30:41 to 00/04:37:29

Plot file version 24 created 14-APR-2023 12:09:23

3C84 GP060.UVDATA.1

Freq = 22.1405 GHz, Bw = 32.000 MH

No calibration applied and no bandpass applied



Lower frame: Micro Ampl Jy Top frame: Phas deg

Vector averaged cross-power spectrum Several baselines displayed

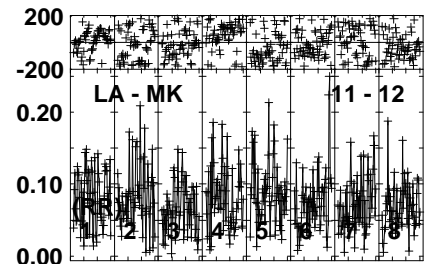
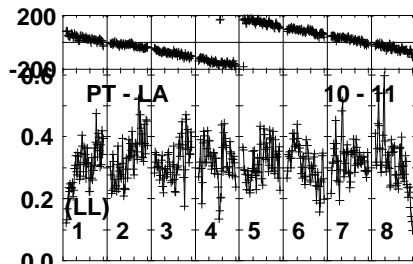
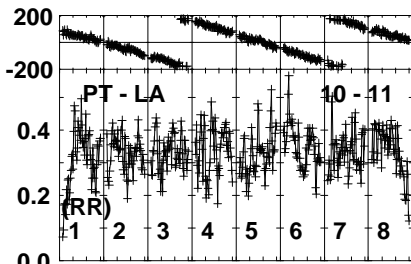
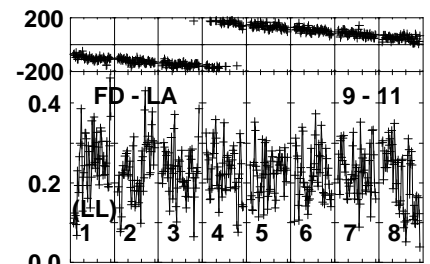
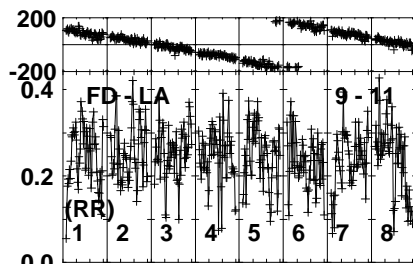
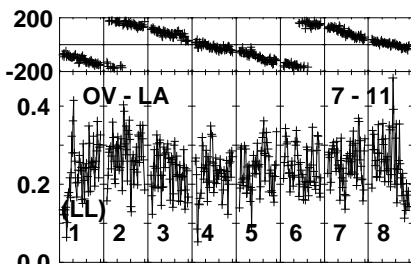
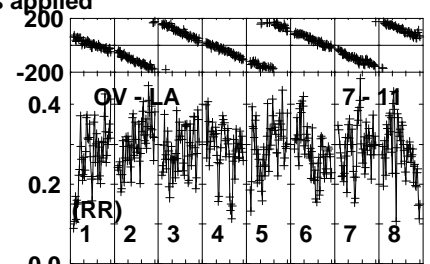
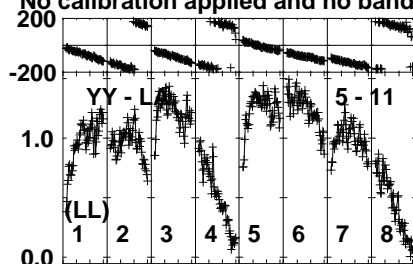
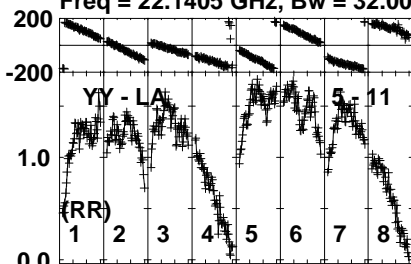
Timerange: 00/04:30:41 to 00/04:37:29

Plot file version 25 created 14-APR-2023 12:09:25

0235+164 GP060.UVDATA.1

Freq = 22.1405 GHz, Bw = 32.000 MH

No calibration applied and no bandpass applied



0400400400400400400400400400400400
Channels

0400400400400400400400400400400400
Channels

0400400400400400400400400400400400
Channels

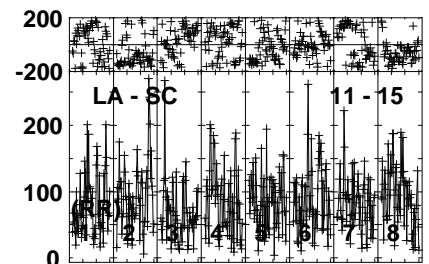
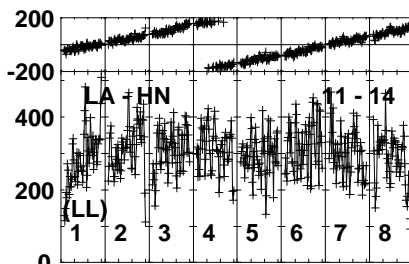
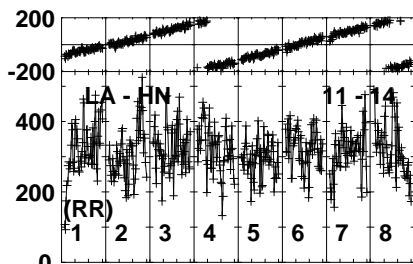
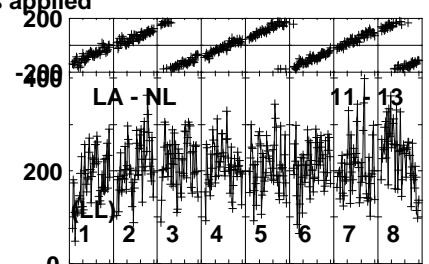
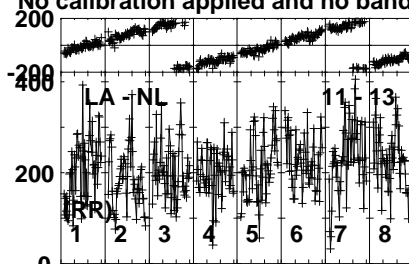
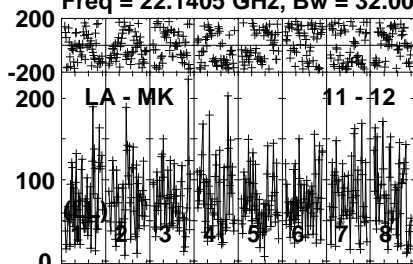
Lower frame: Milli Ampl Jy Top frame: Phas deg
Vector averaged cross-power spectrum Several baselines displayed
Timerange: 00/04:38:28 to 00/04:45:16

Plot file version 26 created 14-APR-2023 12:09:25

0235+164 GP060.UVDATA.1

Freq = 22.1405 GHz, Bw = 32.000 MH

No calibration applied and no bandpass applied



040040040040040040040040040

Channels

Lower frame: Micro Ampl Jy Top frame: Phas deg

Vector averaged cross-power spectrum Several baselines displayed

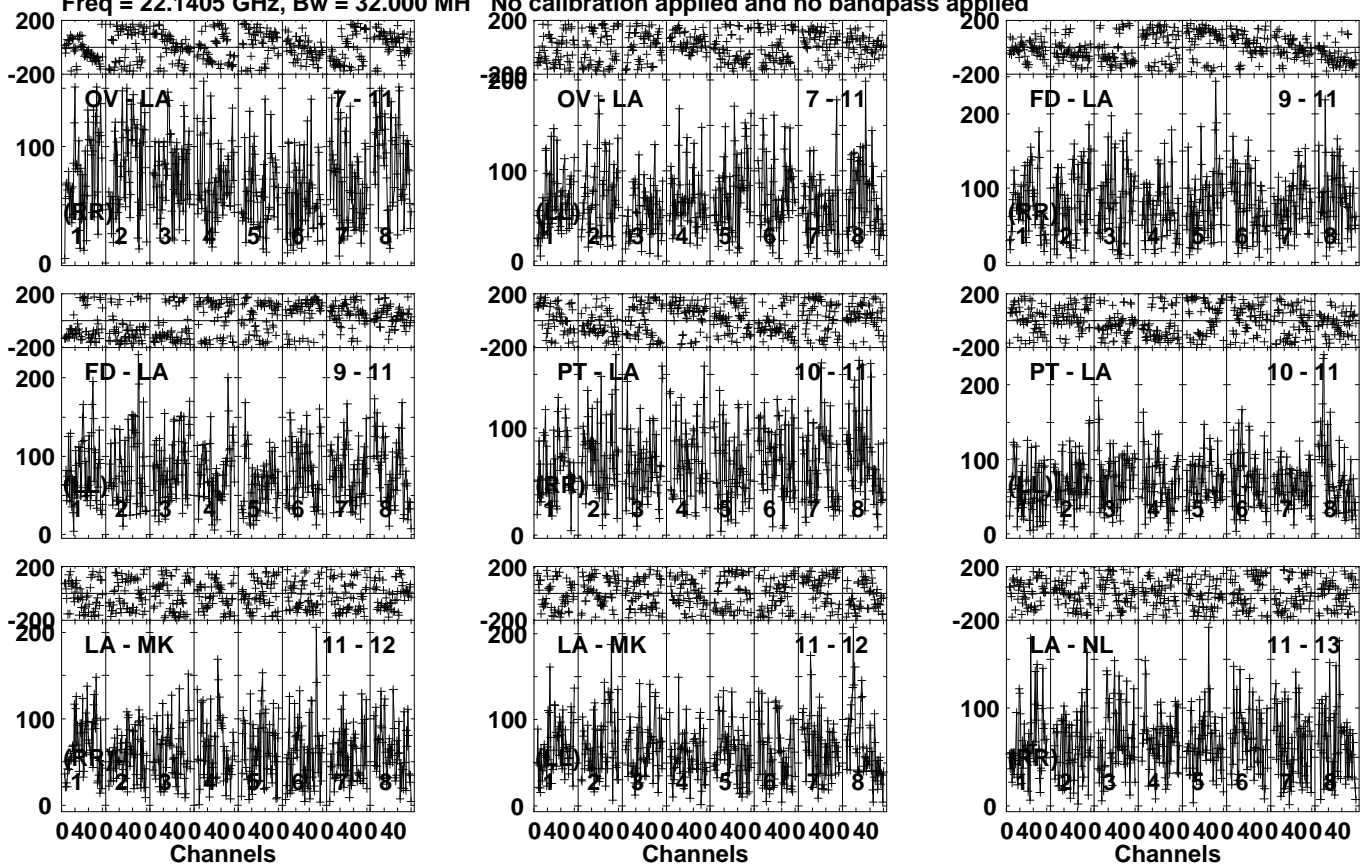
Timerange: 00/04:38:28 to 00/04:45:16

Plot file version 27 created 14-APR-2023 12:09:27

J0029+3456 GP060.UVDATA.1

Freq = 22.1405 GHz, Bw = 32.000 MH

No calibration applied and no bandpass applied



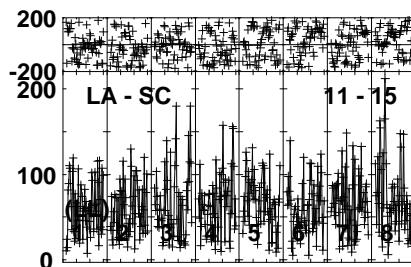
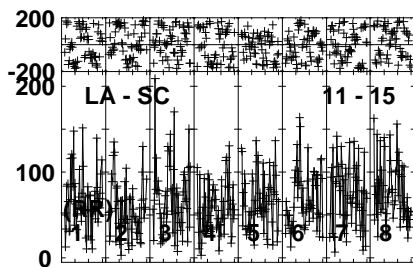
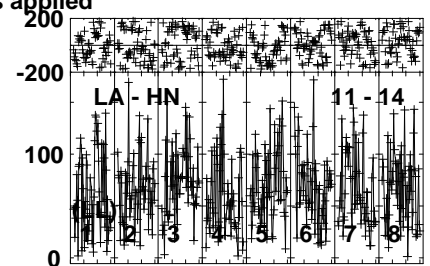
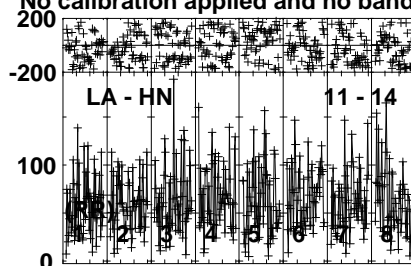
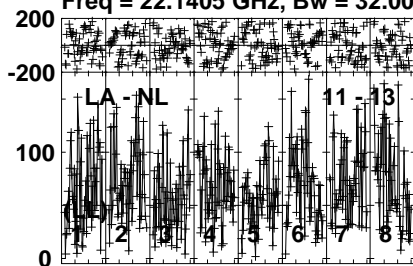
Lower frame: Micro Ampl Jy Top frame: Phas deg
Vector averaged cross-power spectrum Several baselines displayed
Timerange: 00/04:47:10 to 00/04:51:48

Plot file version 28 created 14-APR-2023 12:09:27

J0029+3456 GP060.UVDATA.1

Freq = 22.1405 GHz, Bw = 32.000 MH

No calibration applied and no bandpass applied



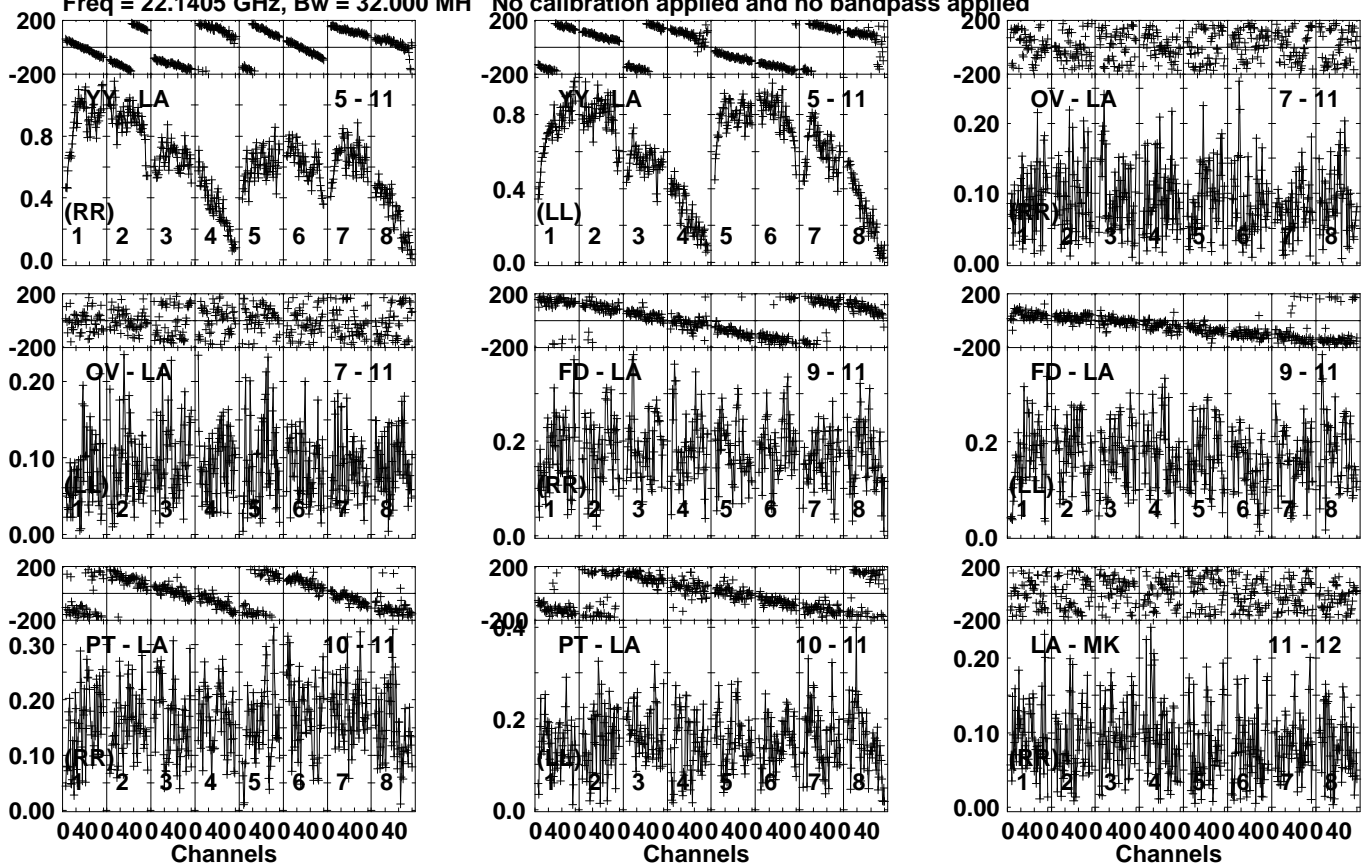
Lower frame: Micro Ampl Jy Top frame: Phas deg
Vector averaged cross-power spectrum Several baselines displayed
Timerange: 00/04:47:10 to 00/04:51:48

Plot file version 29 created 14-APR-2023 12:09:28

J0029+3456 GP060.UVDATA.1

Freq = 22.1405 GHz, Bw = 32.000 MH

No calibration applied and no bandpass applied



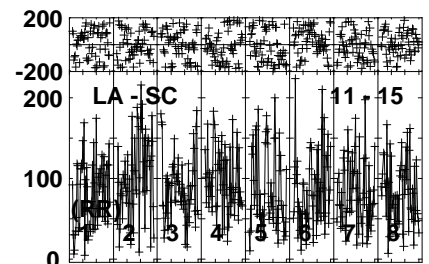
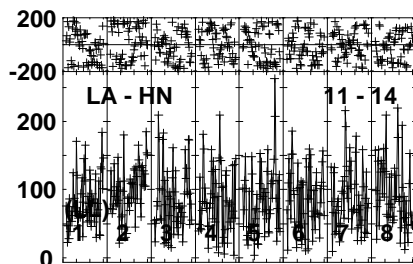
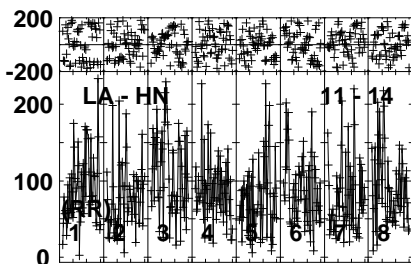
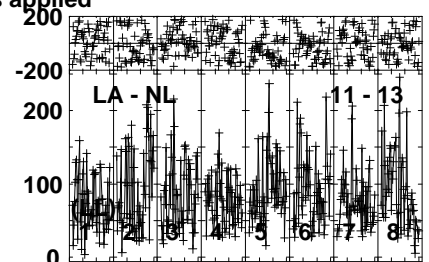
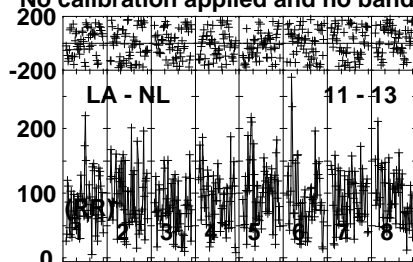
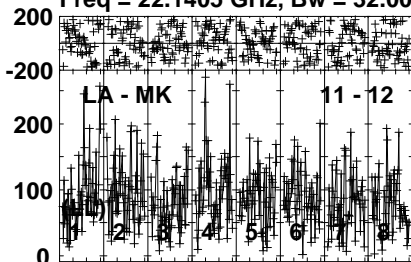
Lower frame: Milli Ampl Jy Top frame: Phas deg
Vector averaged cross-power spectrum Several baselines displayed
Timerange: 00/04:52:14 to 00/04:54:52

Plot file version 30 created 14-APR-2023 12:09:29

J0029+3456 GP060.UVDATA.1

Freq = 22.1405 GHz, Bw = 32.000 MH

No calibration applied and no bandpass applied



040040040040040040040040

Channels

Lower frame: Micro Ampl Jy Top frame: Phas deg

Vector averaged cross-power spectrum Several baselines displayed

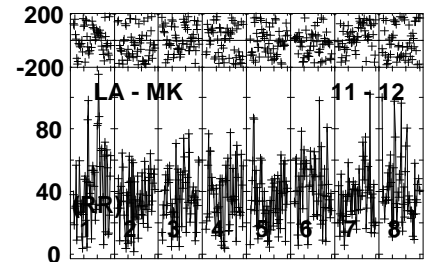
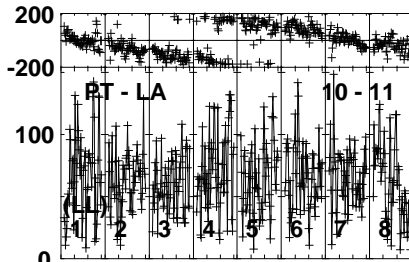
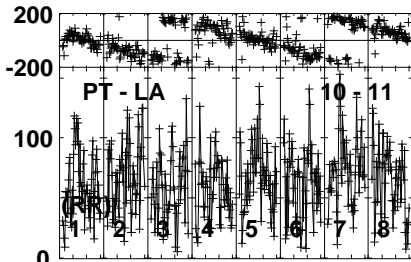
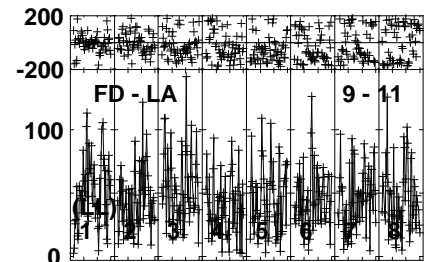
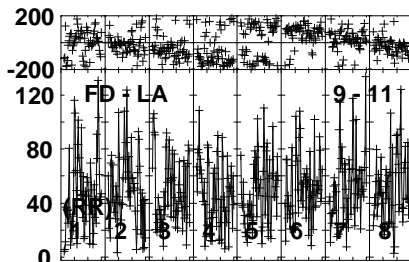
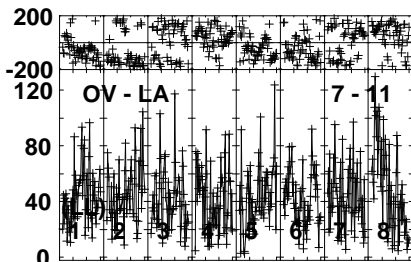
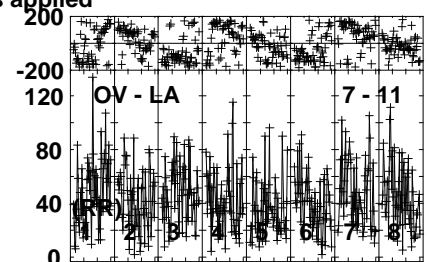
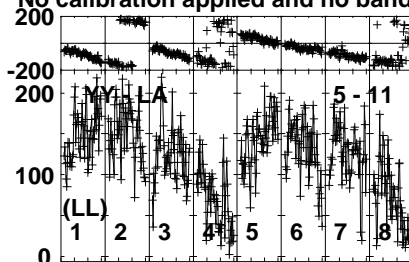
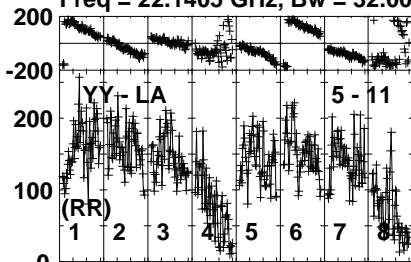
Timerange: 00/04:52:14 to 00/04:54:52

Plot file version 31 created 14-APR-2023 12:09:31

NGC0315 GP060.UVDATA.1

Freq = 22.1405 GHz, Bw = 32.000 MH

No calibration applied and no bandpass applied



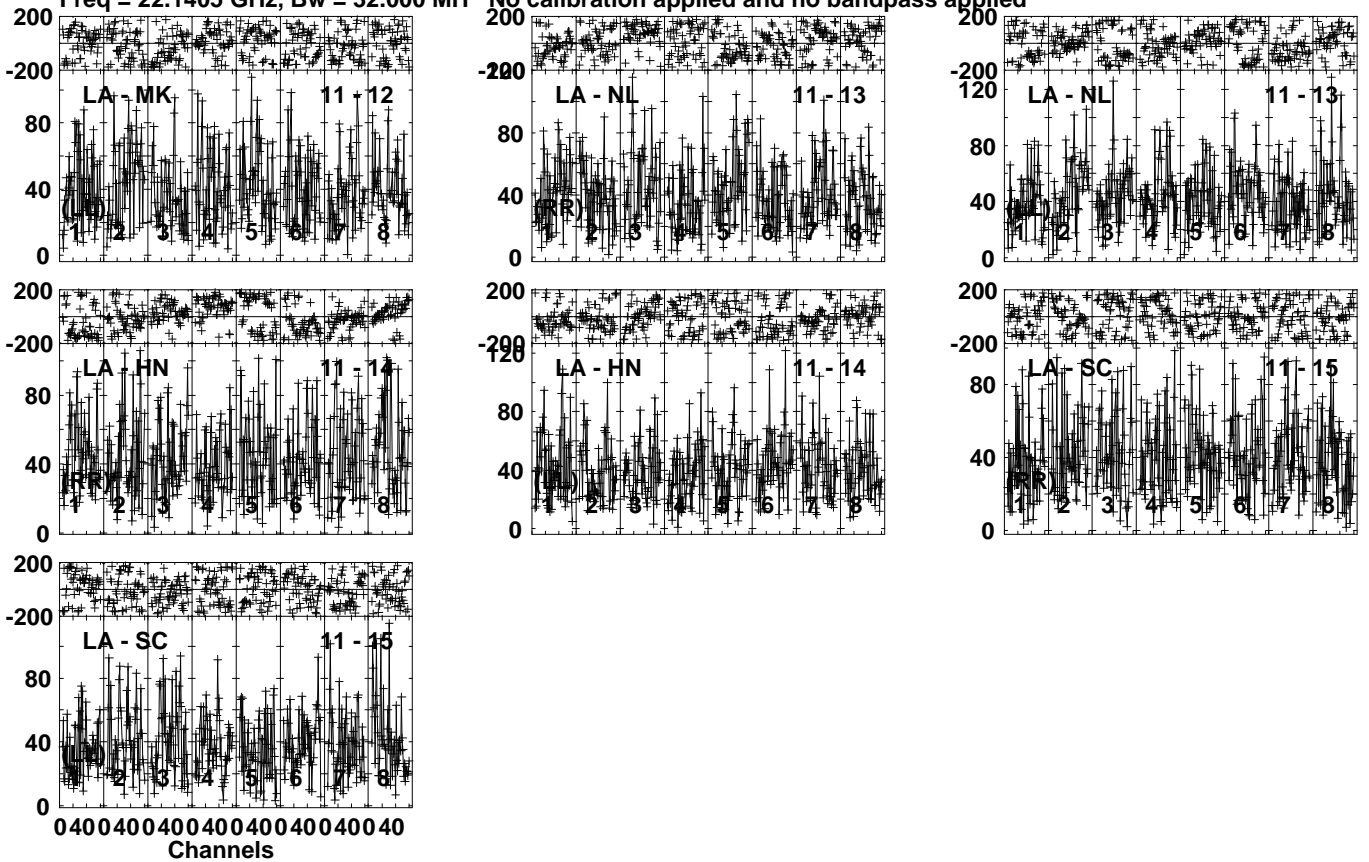
Lower frame: Micro Ampl Jy Top frame: Phas deg
Vector averaged cross-power spectrum Several baselines displayed
Timerange: 00/04:56:53 to 00/05:09:04

Plot file version 32 created 14-APR-2023 12:09:31

NGC0315 GP060.UVDATA.1

Freq = 22.1405 GHz, Bw = 32.000 MH

No calibration applied and no bandpass applied



Lower frame: Micro Ampl Jy Top frame: Phas deg

Vector averaged cross-power spectrum Several baselines displayed

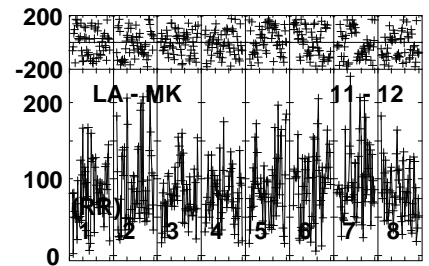
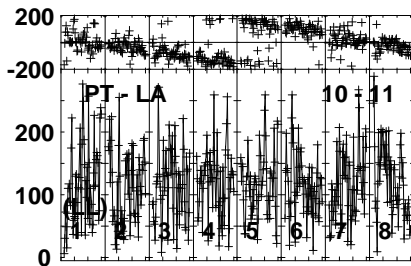
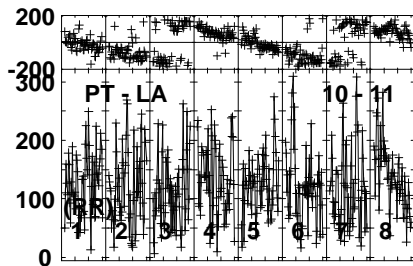
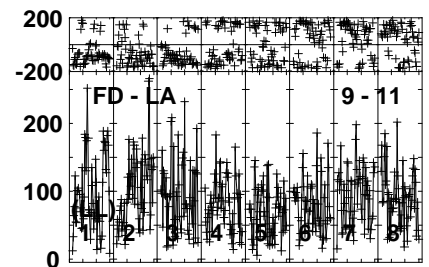
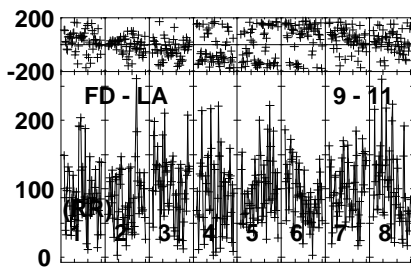
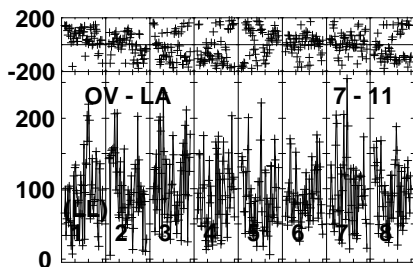
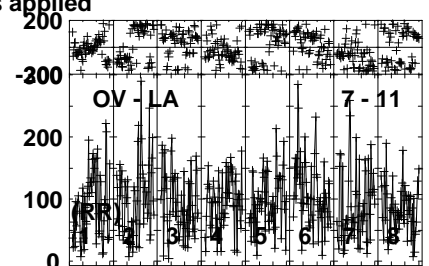
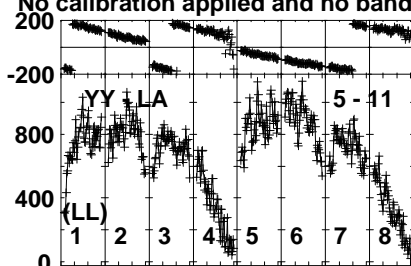
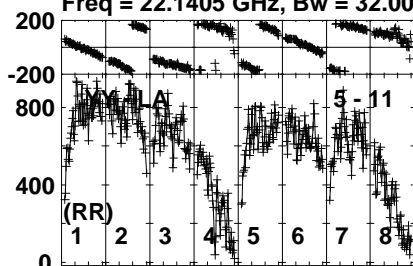
Timerange: 00/04:56:53 to 00/05:09:04

Plot file version 33 created 14-APR-2023 12:09:33

J0029+3456 GP060.UVDATA.1

Freq = 22.1405 GHz, Bw = 32.000 MH

No calibration applied and no bandpass applied



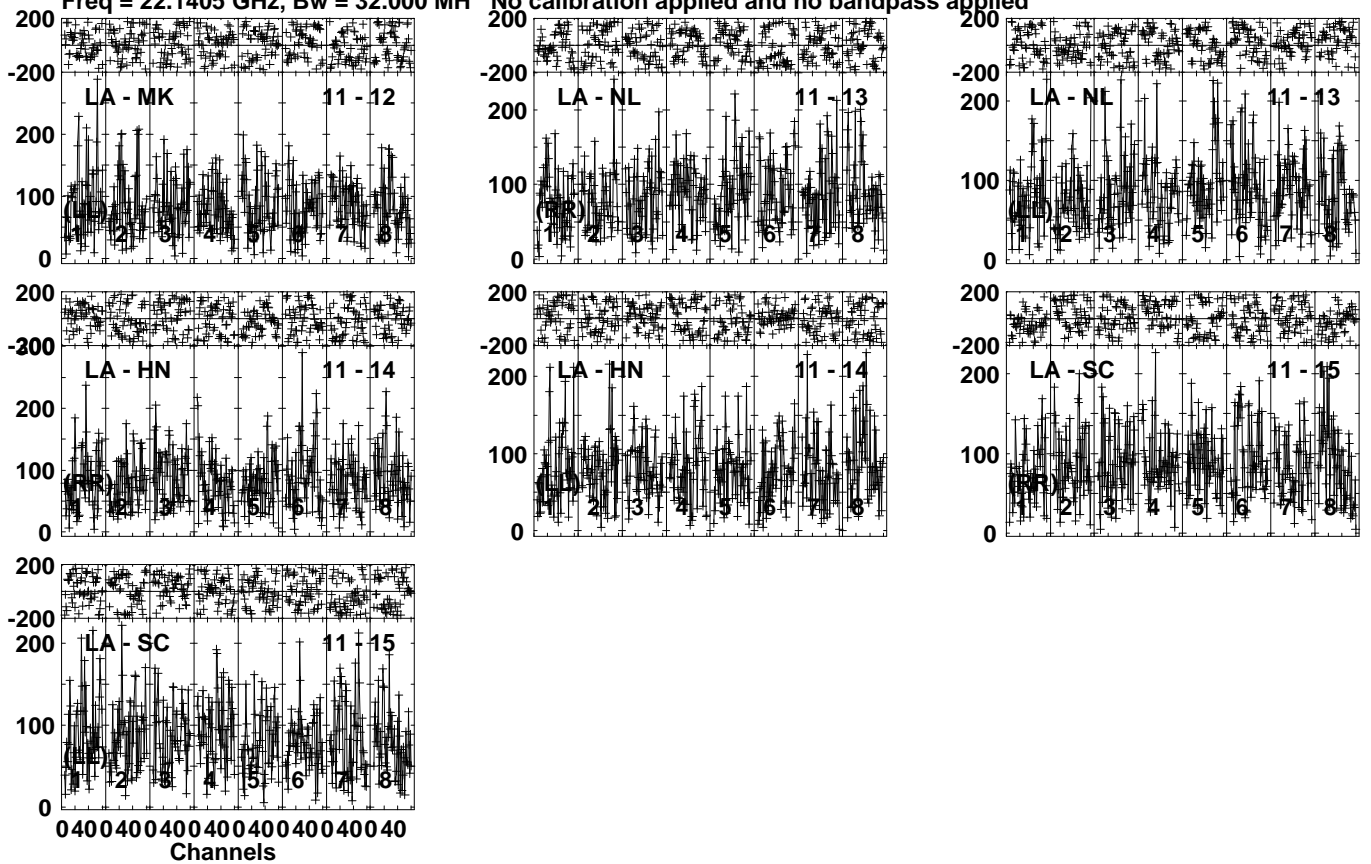
Lower frame: Micro Ampl Jy Top frame: Phas deg
Vector averaged cross-power spectrum Several baselines displayed
Timerange: 00/05:10:02 to 00/05:13:19

Plot file version 34 created 14-APR-2023 12:09:34

J0029+3456 GP060.UVDATA.1

Freq = 22.1405 GHz, Bw = 32.000 MH

No calibration applied and no bandpass applied



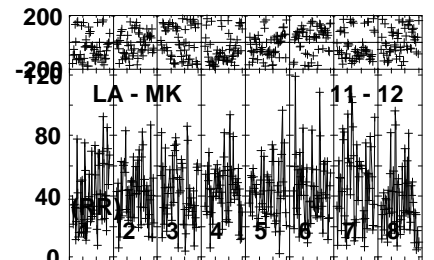
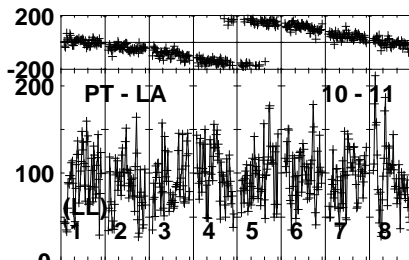
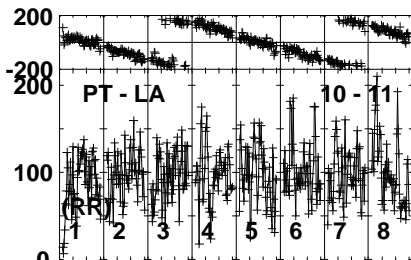
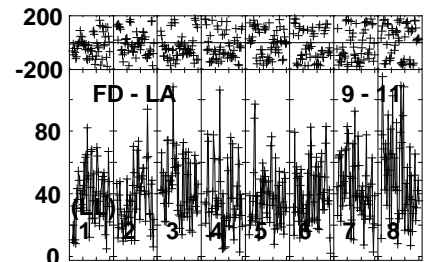
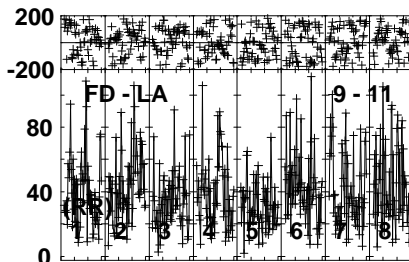
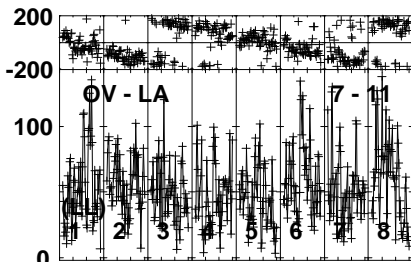
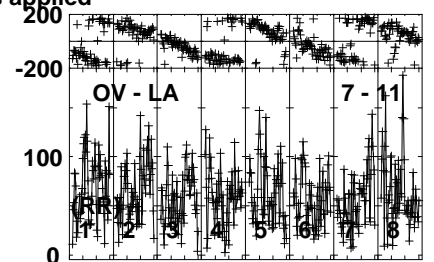
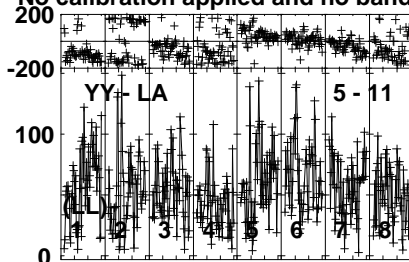
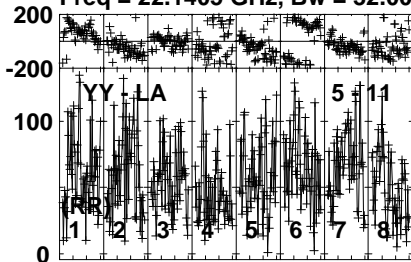
Lower frame: Micro Ampl Jy Top frame: Phas deg
Vector averaged cross-power spectrum Several baselines displayed
Timerange: 00/05:10:02 to 00/05:13:19

Plot file version 35 created 14-APR-2023 12:09:37

NGC0315 GP060.UVDATA.1

Freq = 22.1405 GHz, Bw = 32.000 MH

No calibration applied and no bandpass applied



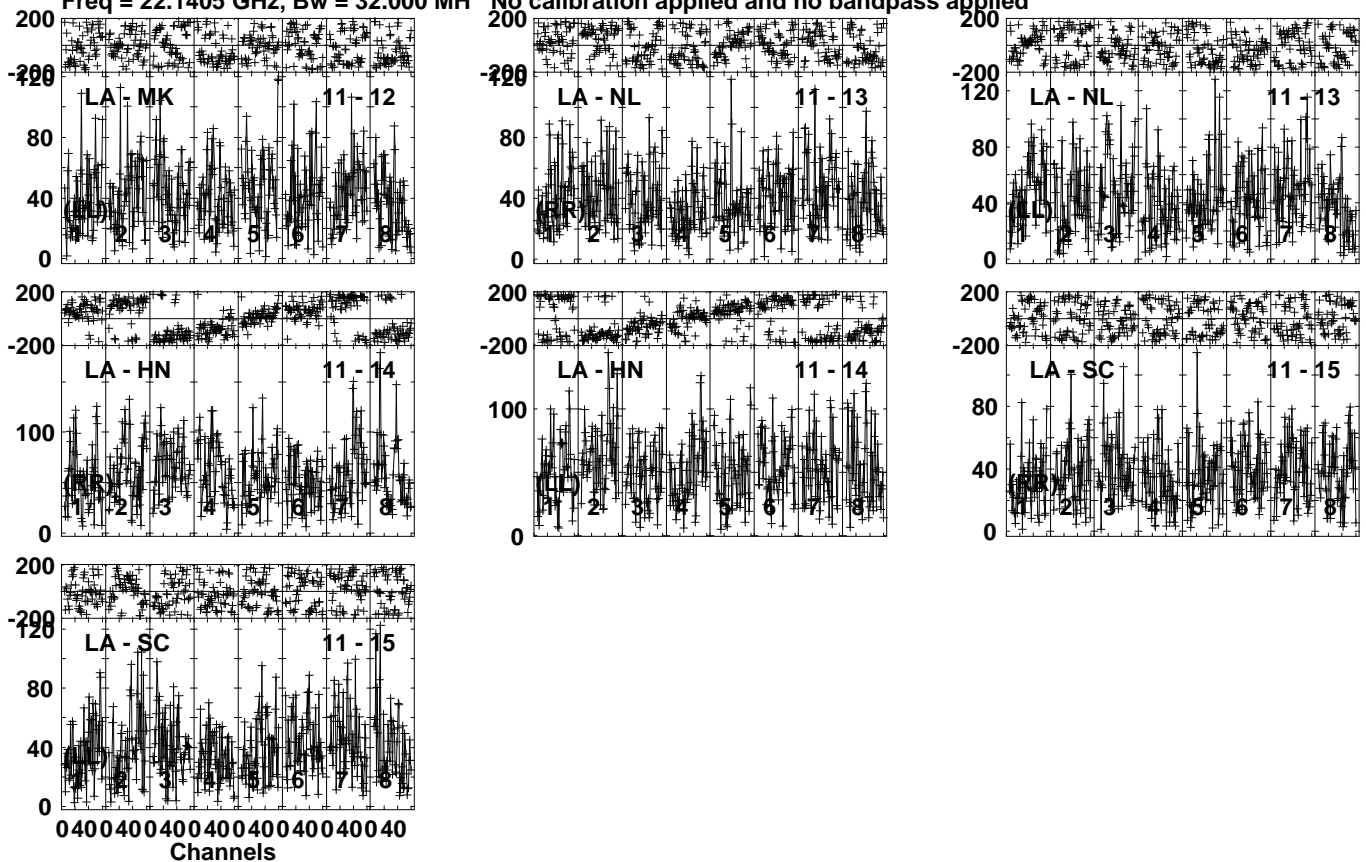
Lower frame: Micro Ampl Jy Top frame: Phas deg
Vector averaged cross-power spectrum Several baselines displayed
Timerange: 00/05:14:09 to 00/05:26:17

Plot file version 36 created 14-APR-2023 12:09:38

NGC0315 GP060.UVDATA.1

Freq = 22.1405 GHz, Bw = 32.000 MH

No calibration applied and no bandpass applied



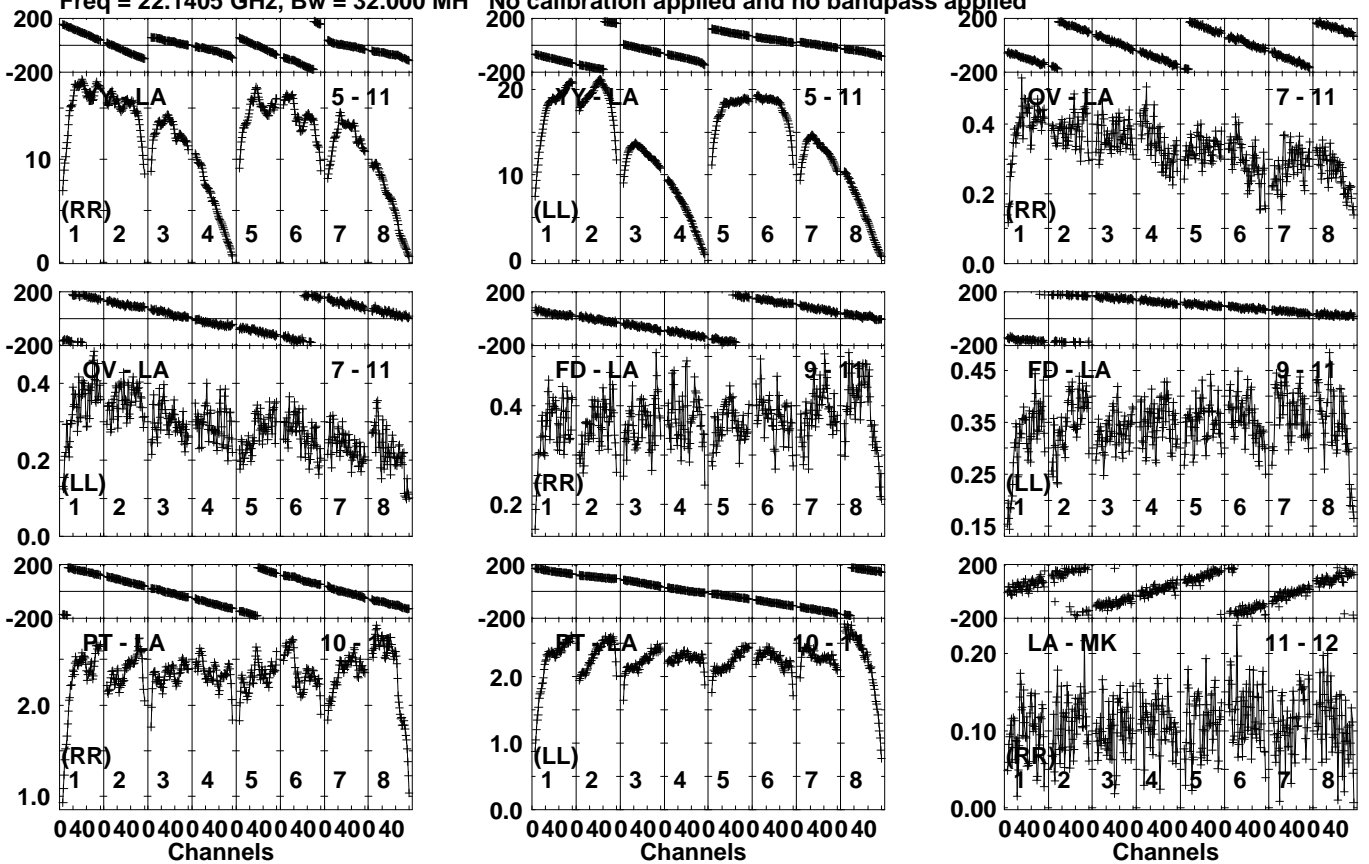
Lower frame: Micro Ampl Jy Top frame: Phas deg
Vector averaged cross-power spectrum Several baselines displayed
Timerange: 00/05:14:09 to 00/05:26:17

Plot file version 37 created 14-APR-2023 12:09:40

3C84 GP060.UVDATA.1

Freq = 22.1405 GHz, Bw = 32.000 MH

No calibration applied and no bandpass applied



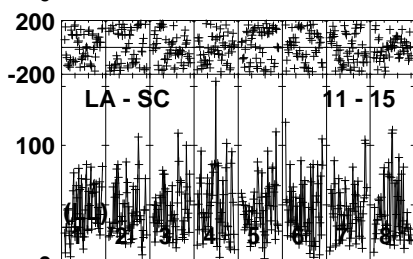
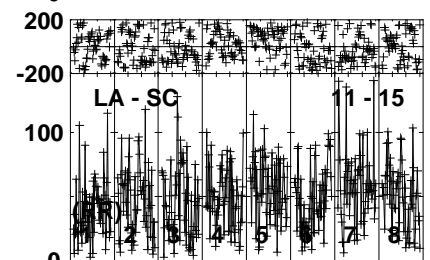
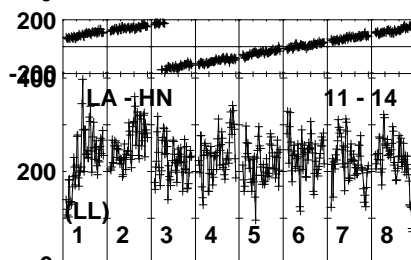
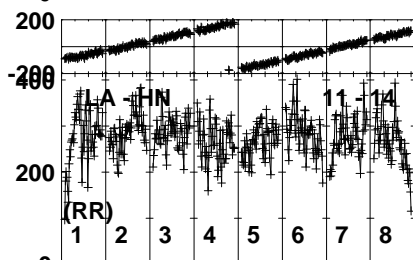
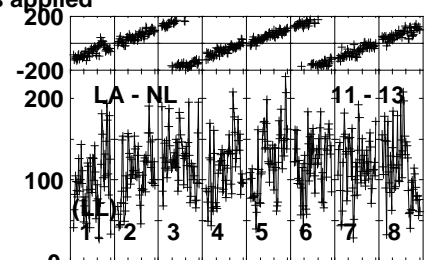
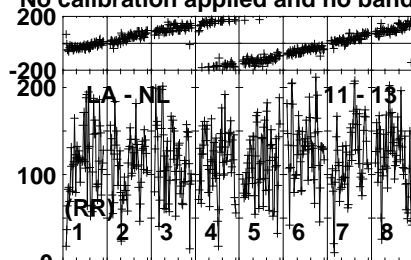
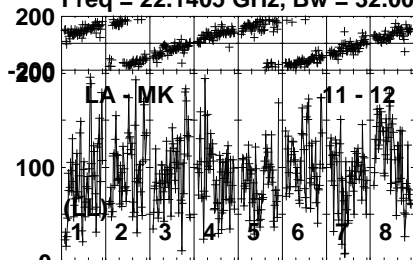
Lower frame: Milli Ampl Jy Top frame: Phas deg
Vector averaged cross-power spectrum Several baselines displayed
Timerange: 00/05:28:33 to 00/05:37:14

Plot file version 38 created 14-APR-2023 12:09:41

3C84 GP060.UVDATA.1

Freq = 22.1405 GHz, Bw = 32.000 MH

No calibration applied and no bandpass applied



040040040040040040040040040

Channels

Lower frame: Micro Ampl Jy Top frame: Phas deg

Vector averaged cross-power spectrum Several baselines displayed

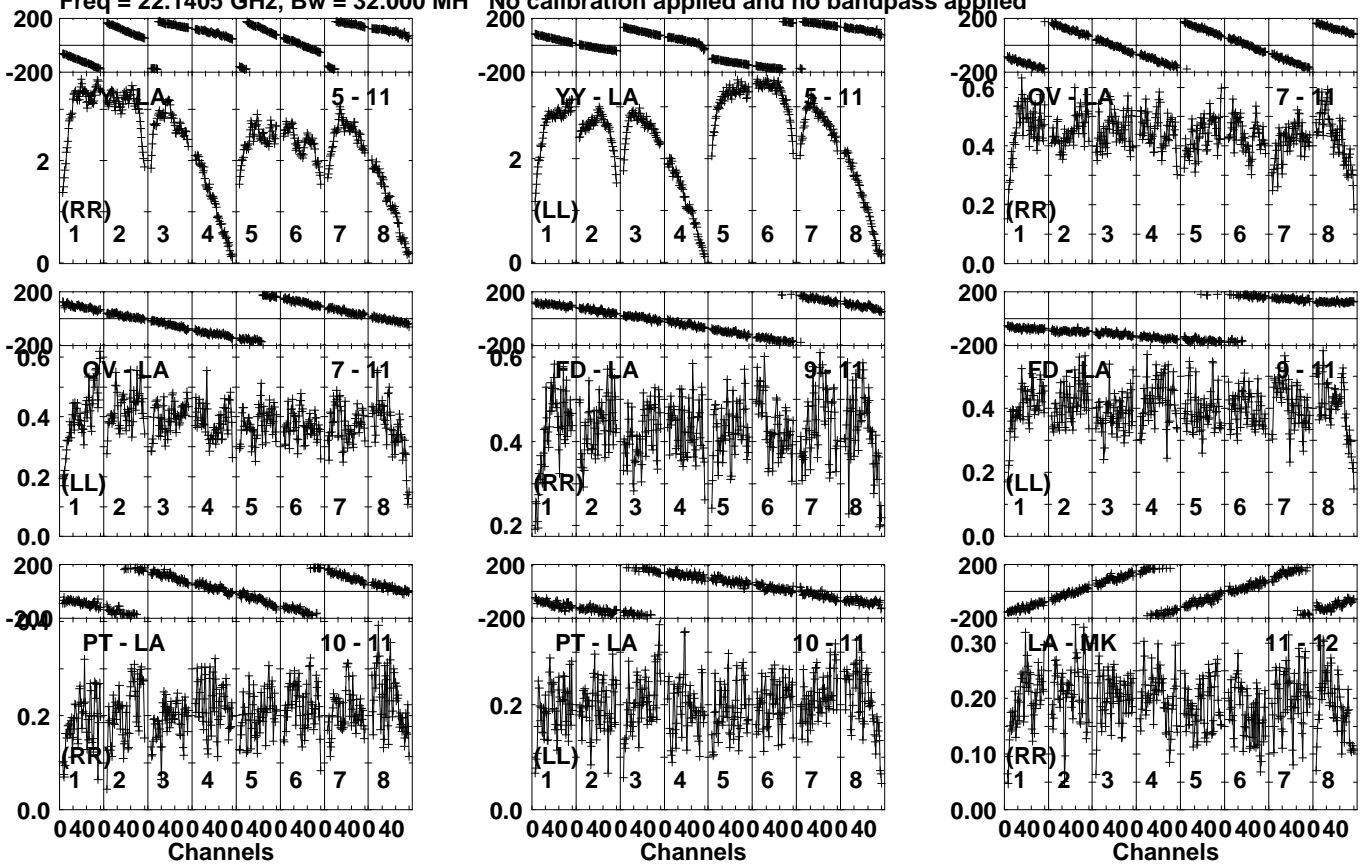
Timerange: 00/05:28:33 to 00/05:37:14

Plot file version 39 created 14-APR-2023 12:09:43

0235+164 GP060.UVDATA.1

Freq = 22.1405 GHz, Bw = 32.000 MH

No calibration applied and no bandpass applied



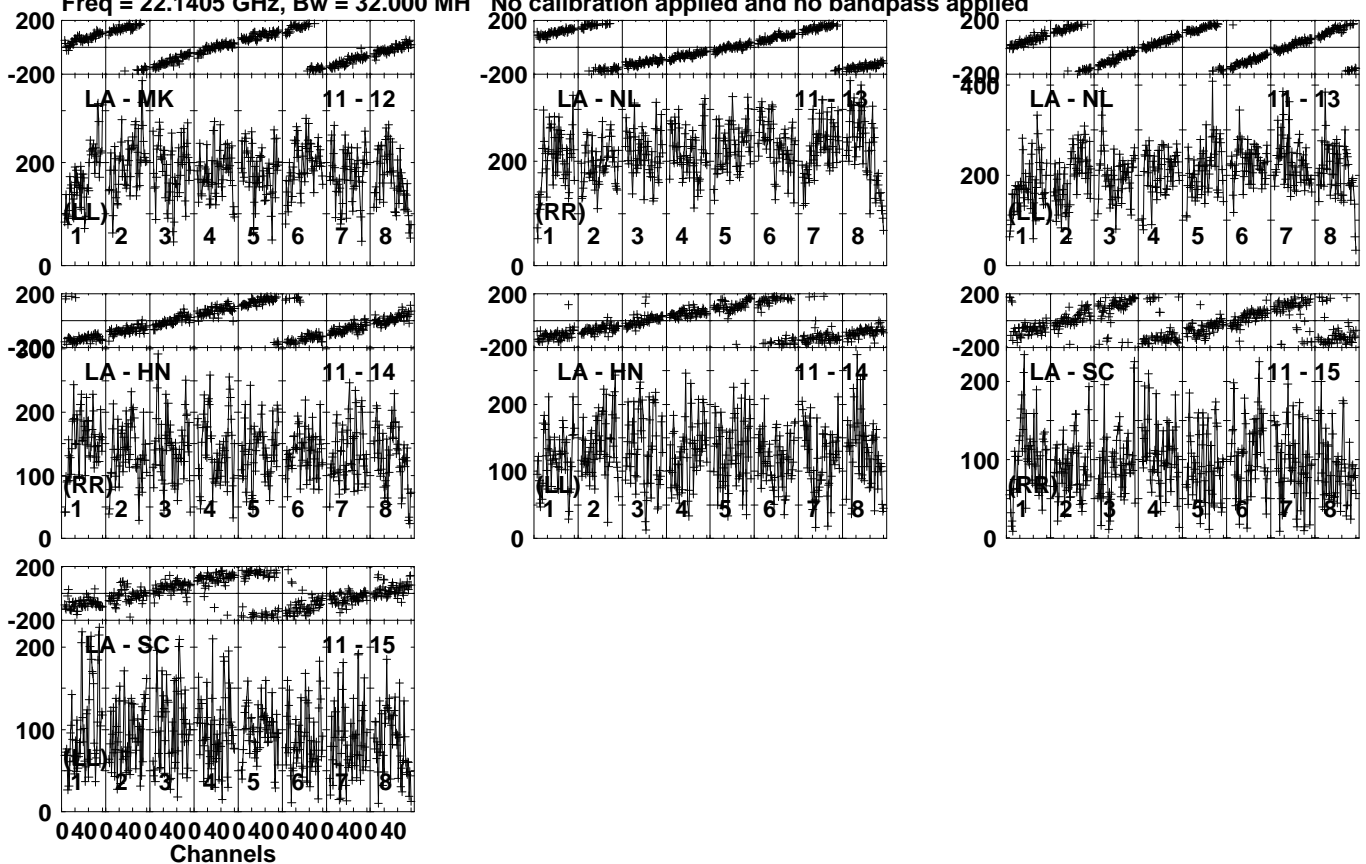
Lower frame: Milli Ampl Jy Top frame: Phas deg
Vector averaged cross-power spectrum Several baselines displayed
Timerange: 00/05:38:33 to 00/05:45:37

Plot file version 40 created 14-APR-2023 12:09:43

0235+164 GP060.UVDATA.1

Freq = 22.1405 GHz, Bw = 32.000 MH

No calibration applied and no bandpass applied



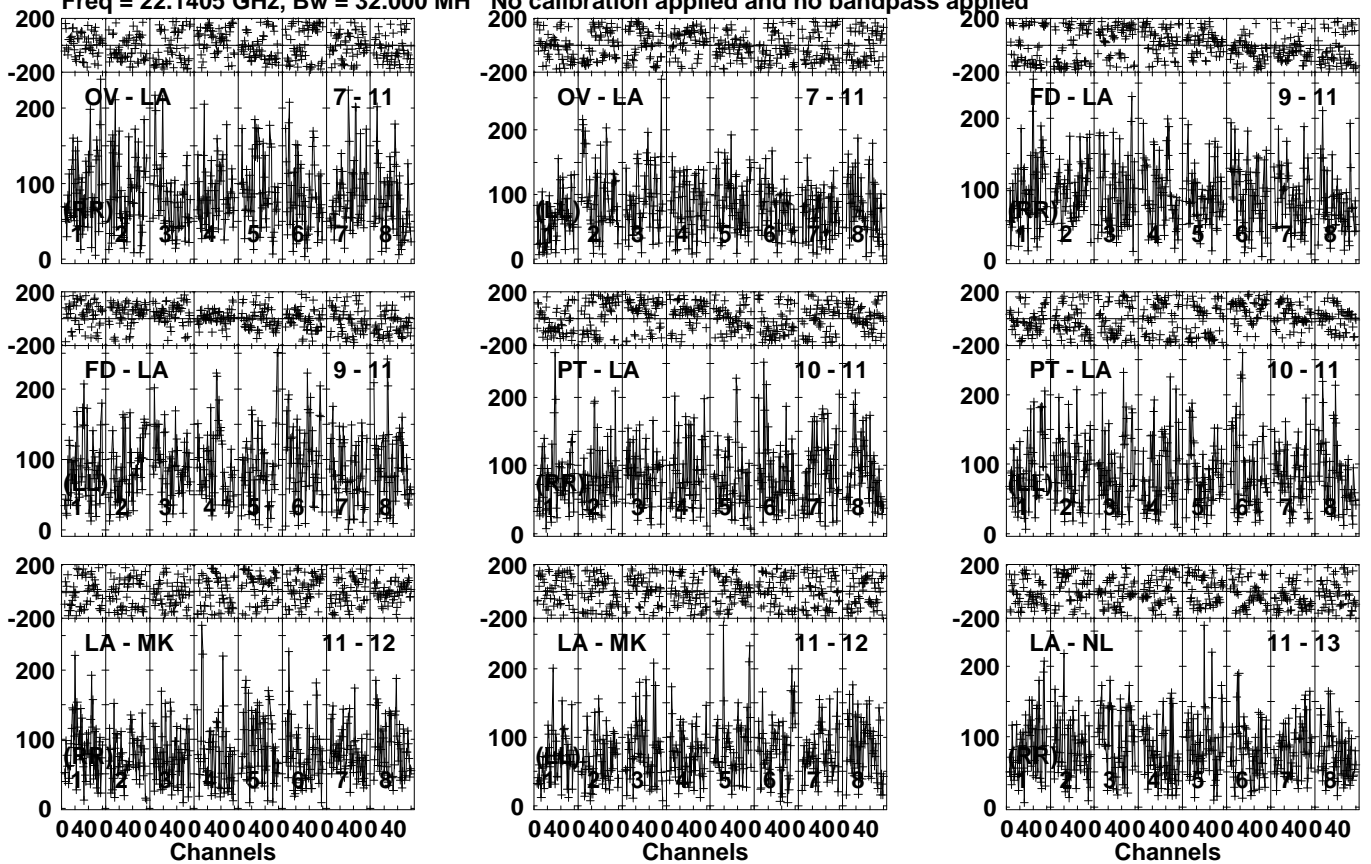
Lower frame: Micro Ampl Jy Top frame: Phas deg
Vector averaged cross-power spectrum Several baselines displayed
Timerange: 00/05:38:33 to 00/05:45:37

Plot file version 41 created 14-APR-2023 12:09:45

J0029+3456 GP060.UVDATA.1

Freq = 22.1405 GHz, Bw = 32.000 MH

No calibration applied and no bandpass applied



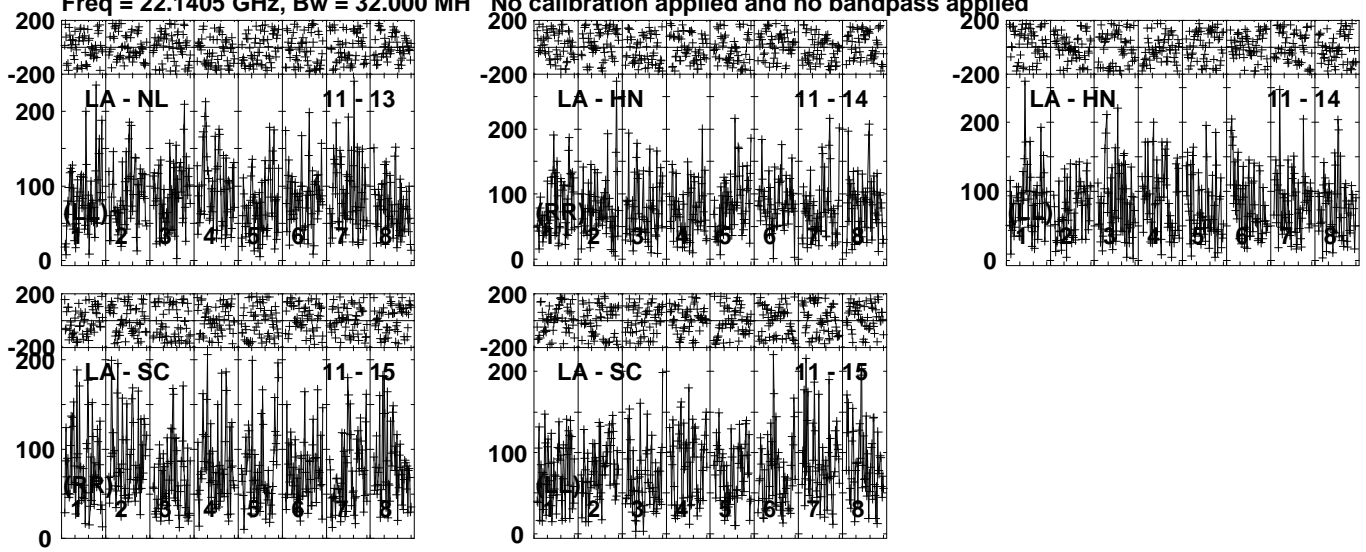
Lower frame: Micro Ampl Jy Top frame: Phas deg
Vector averaged cross-power spectrum Several baselines displayed
Timerange: 00/05:47:26 to 00/05:51:24

Plot file version 42 created 14-APR-2023 12:09:45

J0029+3456 GP060.UVDATA.1

Freq = 22.1405 GHz, Bw = 32.000 MH

No calibration applied and no bandpass applied



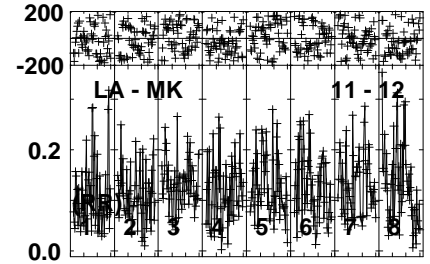
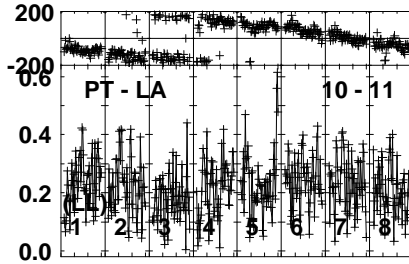
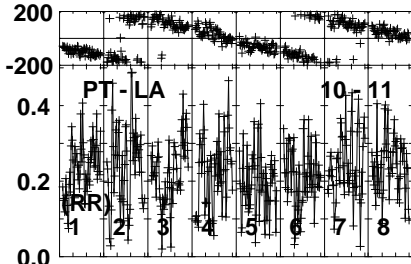
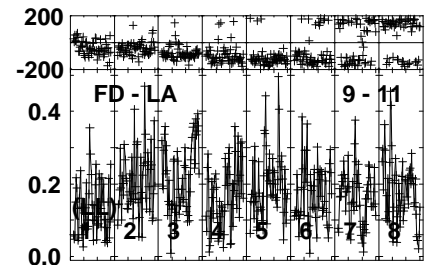
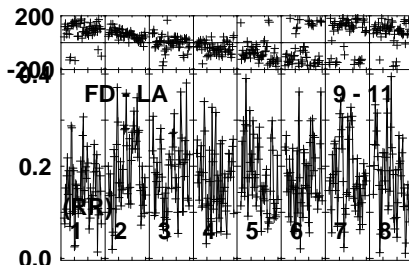
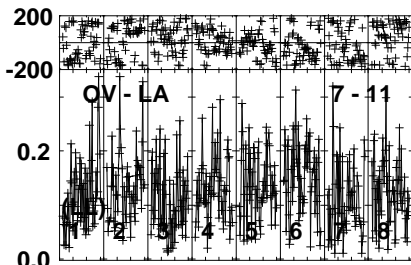
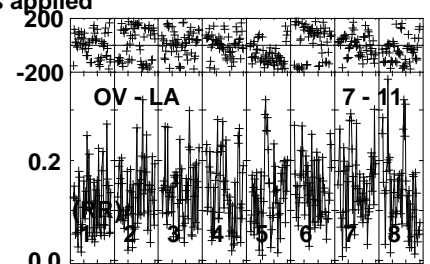
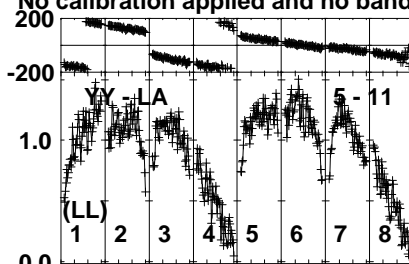
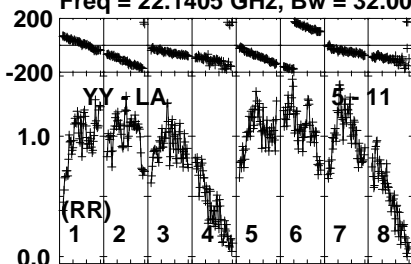
Lower frame: Micro Ampl Jy Top frame: Phas deg
Vector averaged cross-power spectrum Several baselines displayed
Timerange: 00/05:47:26 to 00/05:51:24

Plot file version 43 created 14-APR-2023 12:09:46

J0029+3456 GP060.UVDATA.1

Freq = 22.1405 GHz, Bw = 32.000 MH

No calibration applied and no bandpass applied



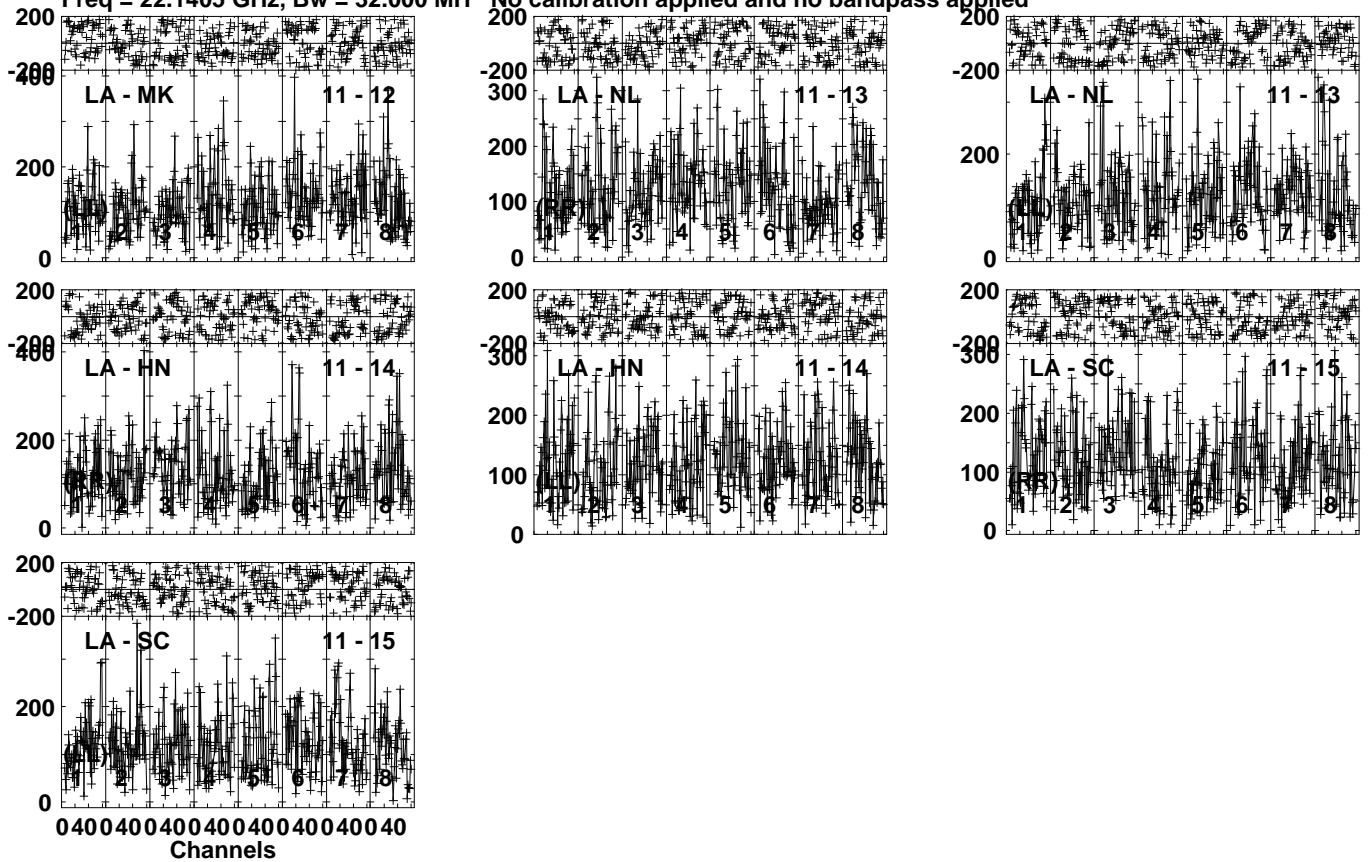
Lower frame: Milli Ampl Jy Top frame: Phas deg
Vector averaged cross-power spectrum Several baselines displayed
Timerange: 00/05:51:49 to 00/05:54:27

Plot file version 44 created 14-APR-2023 12:09:47

J0029+3456 GP060.UVDATA.1

Freq = 22.1405 GHz, Bw = 32.000 MH

No calibration applied and no bandpass applied



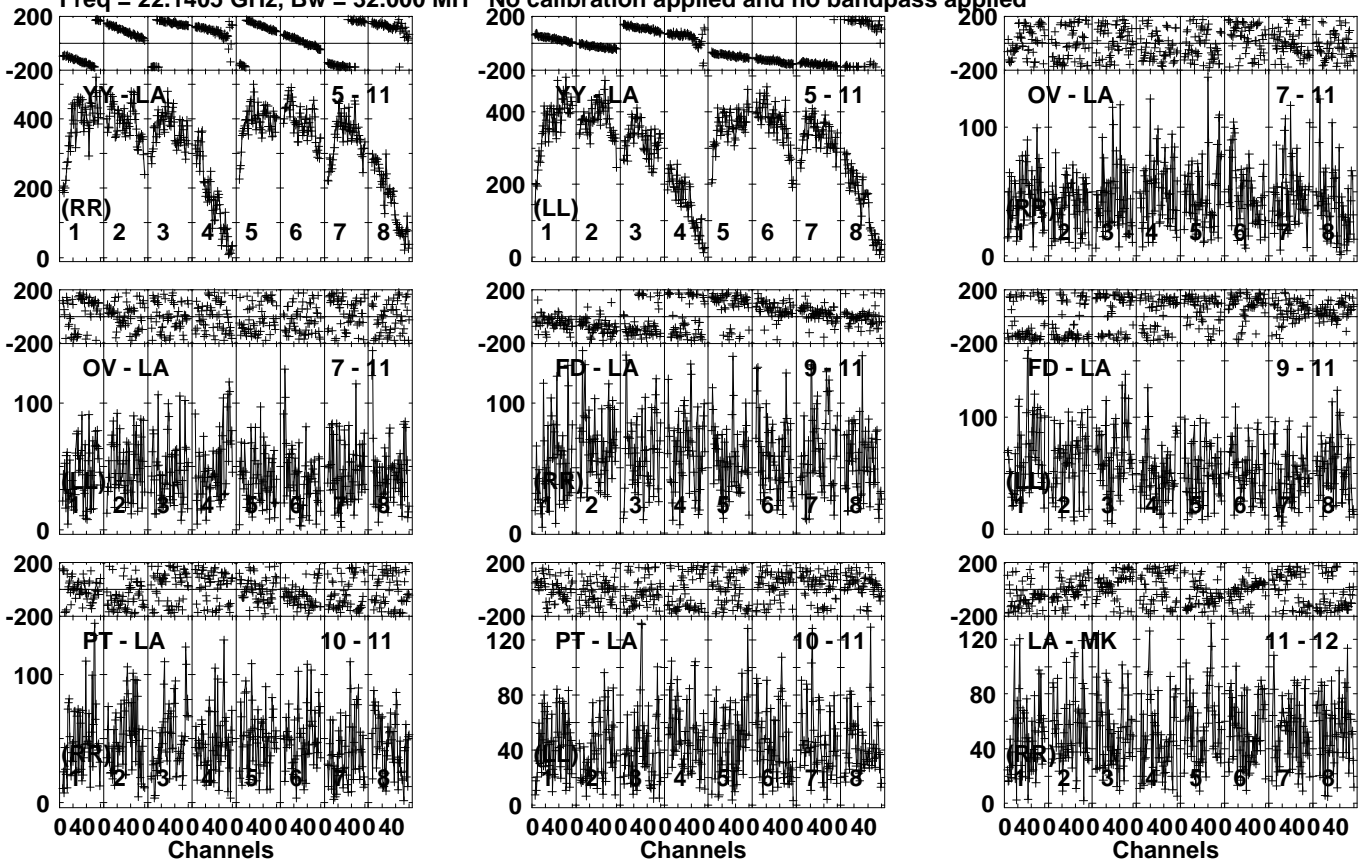
Lower frame: Micro Ampl Jy Top frame: Phas deg
Vector averaged cross-power spectrum Several baselines displayed
Timerange: 00/05:51:49 to 00/05:54:27

Plot file version 45 created 14-APR-2023 12:09:49

NGC0315 GP060.UVDATA.1

Freq = 22.1405 GHz, Bw = 32.000 MH

No calibration applied and no bandpass applied



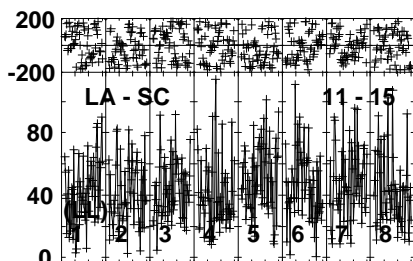
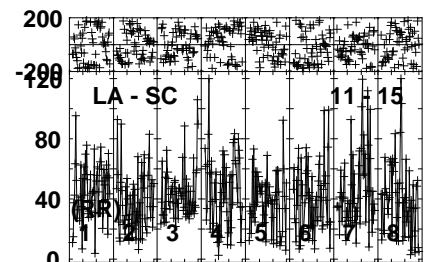
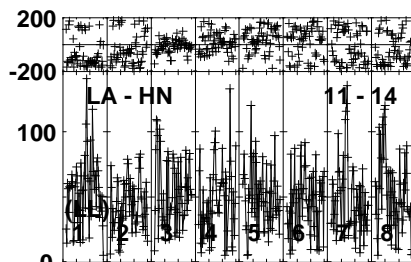
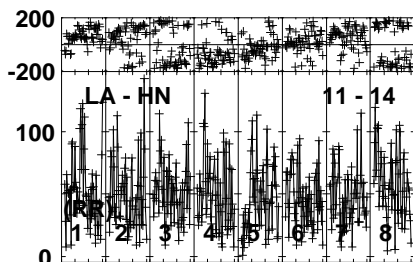
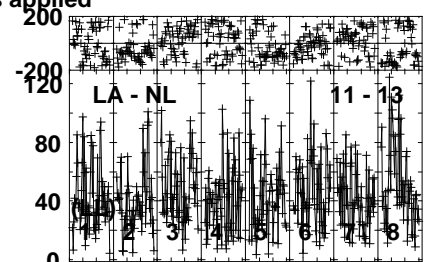
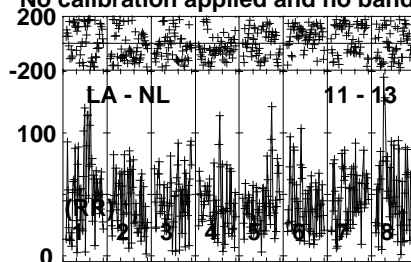
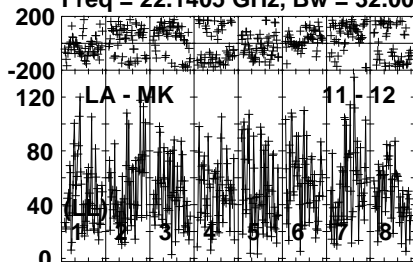
Lower frame: Micro Ampl Jy Top frame: Phas deg
Vector averaged cross-power spectrum Several baselines displayed
Timerange: 00/05:54:55 to 00/06:07:03

Plot file version 46 created 14-APR-2023 12:09:50

NGC0315 GP060.UVDATA.1

Freq = 22.1405 GHz, Bw = 32.000 MH

No calibration applied and no bandpass applied



040040040040040040040040

Channels

Lower frame: Micro Ampl Jy Top frame: Phas deg

Vector averaged cross-power spectrum Several baselines displayed

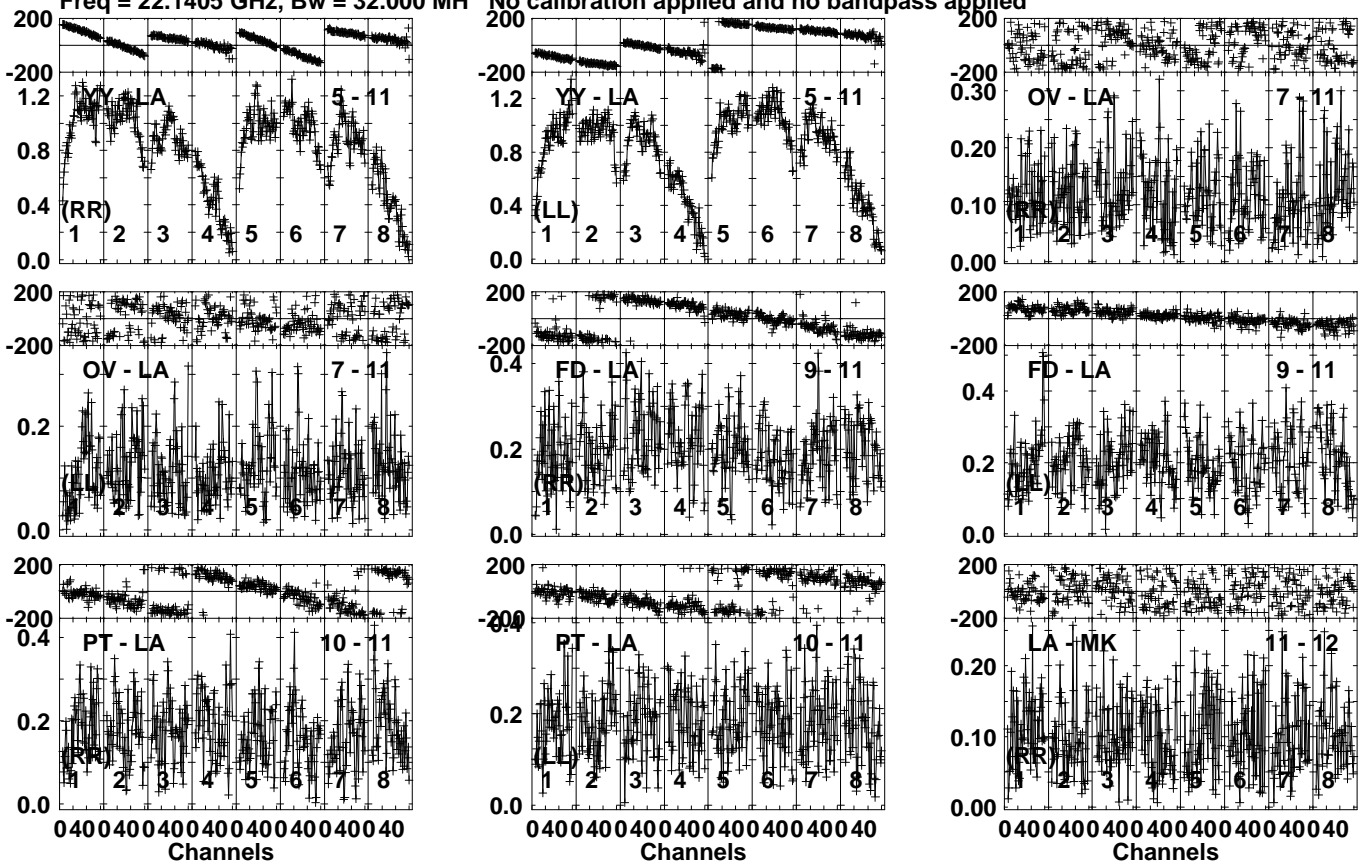
Timerange: 00/05:54:55 to 00/06:07:03

Plot file version 47 created 14-APR-2023 12:09:52

J0029+3456 GP060.UVDATA.1

Freq = 22.1405 GHz, Bw = 32.000 MH

No calibration applied and no bandpass applied



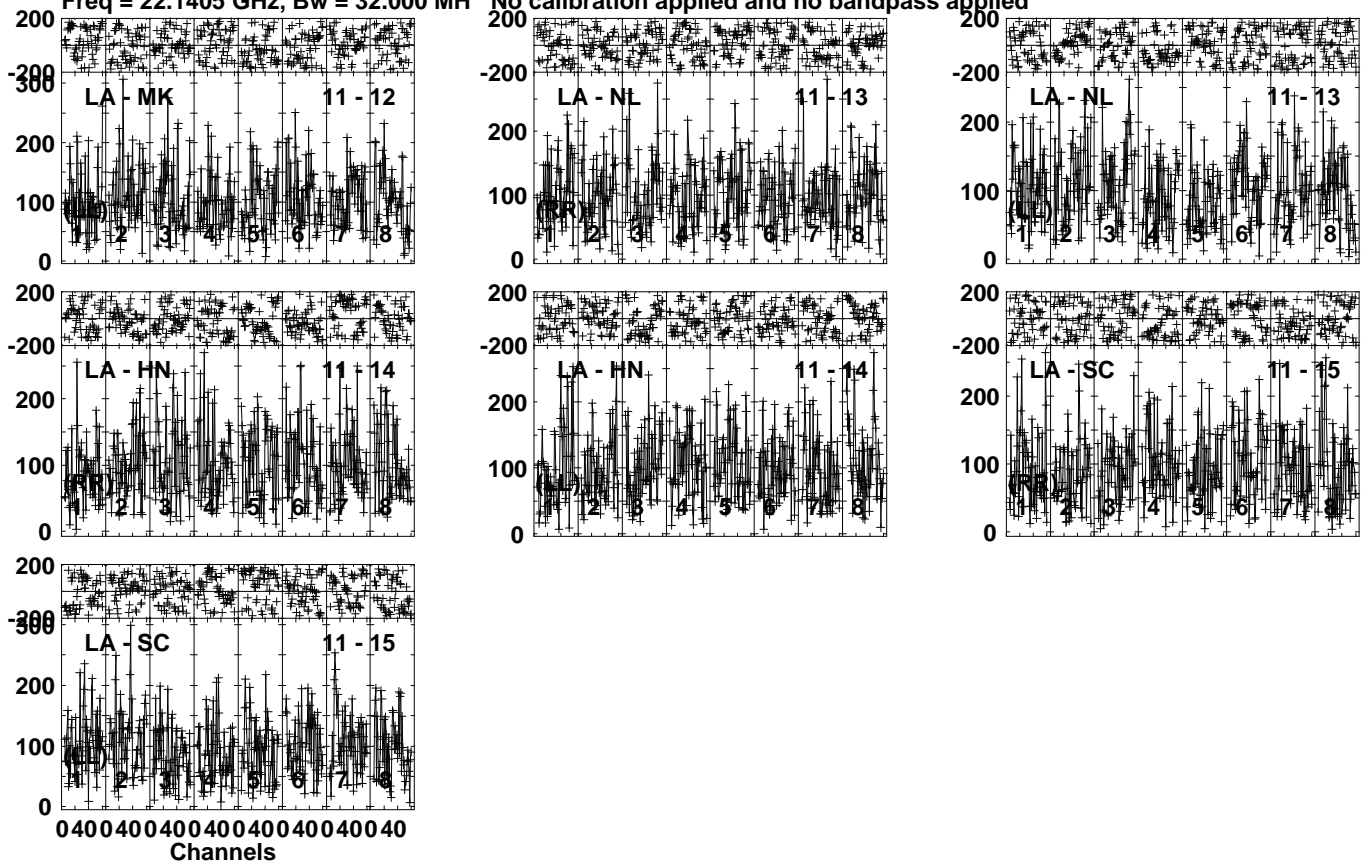
Lower frame: Milli Ampl Jy Top frame: Phas deg
Vector averaged cross-power spectrum Several baselines displayed
Timerange: 00/06:07:31 to 00/06:10:09

Plot file version 48 created 14-APR-2023 12:09:53

J0029+3456 GP060.UVDATA.1

Freq = 22.1405 GHz, Bw = 32.000 MH

No calibration applied and no bandpass applied



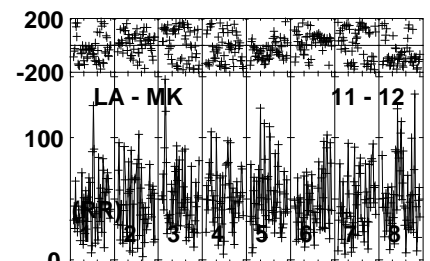
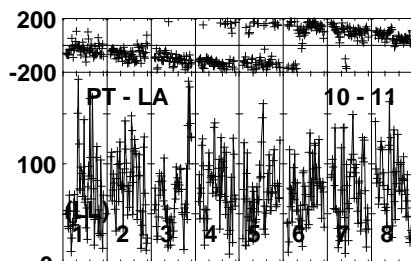
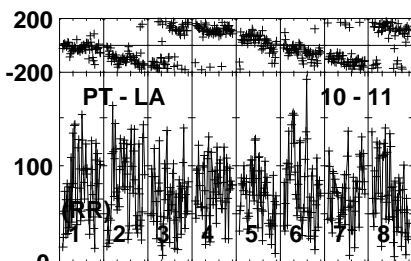
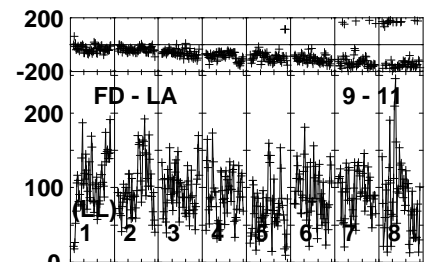
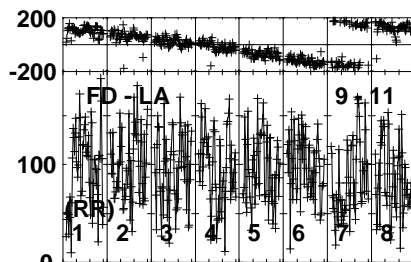
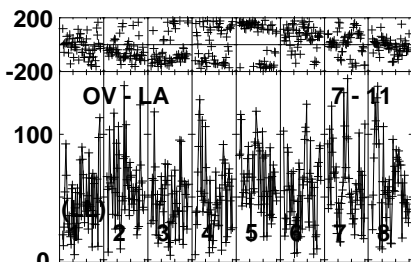
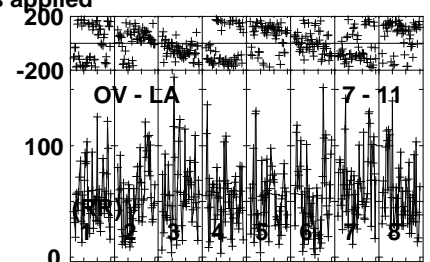
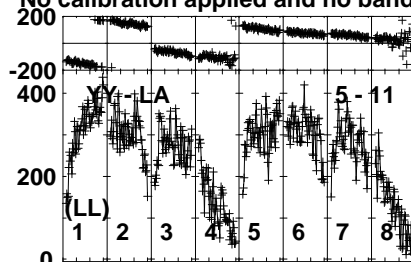
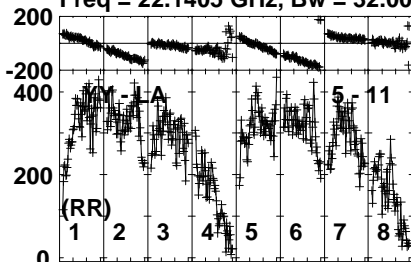
Lower frame: Micro Ampl Jy Top frame: Phas deg
Vector averaged cross-power spectrum Several baselines displayed
Timerange: 00/06:07:31 to 00/06:10:09

Plot file version 49 created 14-APR-2023 12:09:55

NGC0315 GP060.UVDATA.1

Freq = 22.1405 GHz, Bw = 32.000 MH

No calibration applied and no bandpass applied



040040040040040040040040
Channels

040040040040040040040040
Channels

040040040040040040040040
Channels

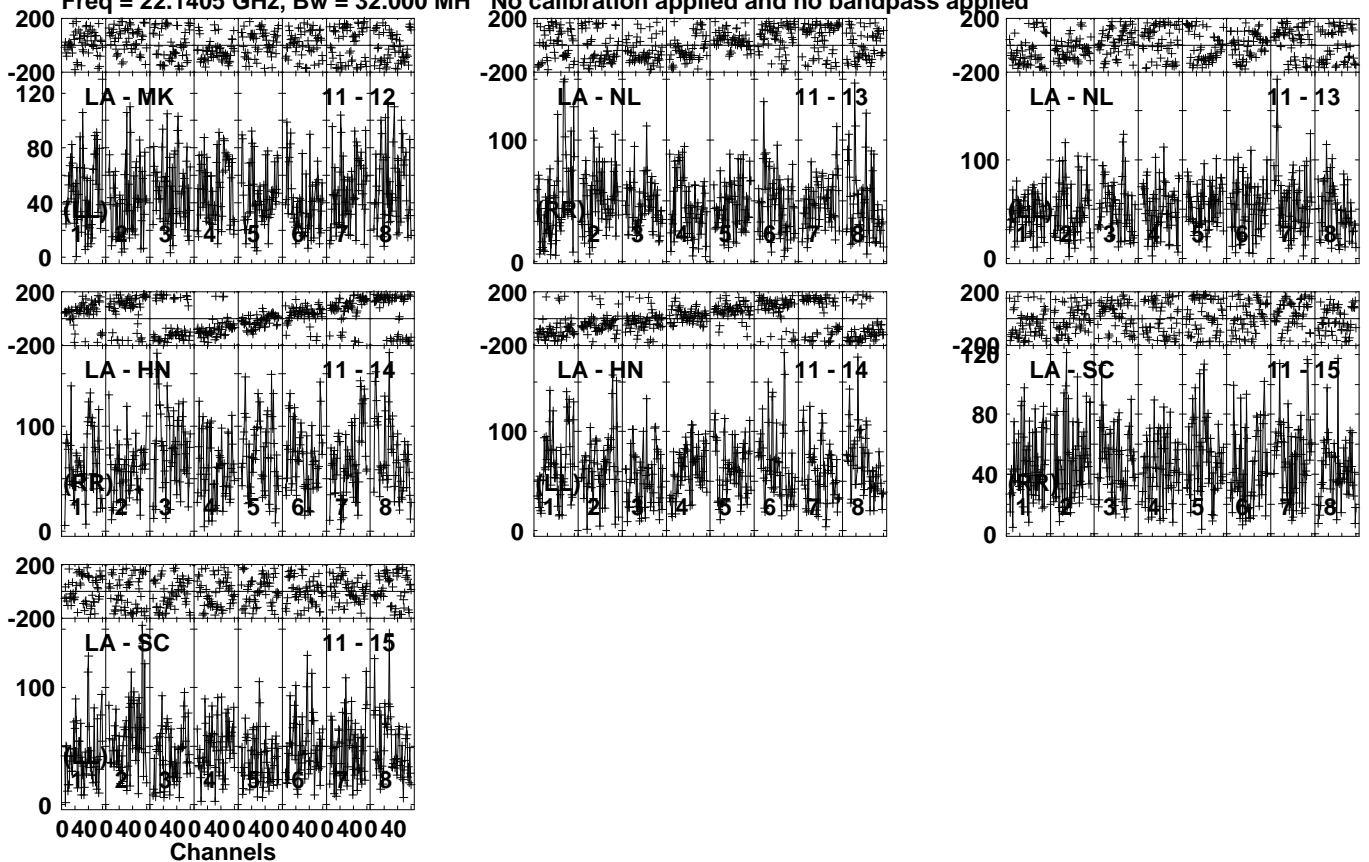
Lower frame: Micro Ampl Jy Top frame: Phas deg
Vector averaged cross-power spectrum Several baselines displayed
Timerange: 00/06:10:36 to 00/06:22:44

Plot file version 50 created 14-APR-2023 12:09:56

NGC0315 GP060.UVDATA.1

Freq = 22.1405 GHz, Bw = 32.000 MH

No calibration applied and no bandpass applied



Lower frame: Micro Ampl Jy Top frame: Phas deg

Vector averaged cross-power spectrum Several baselines displayed

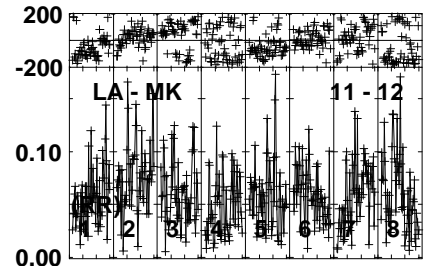
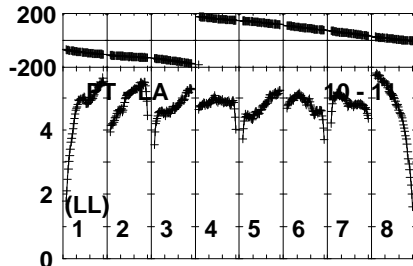
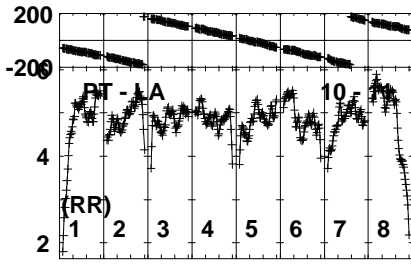
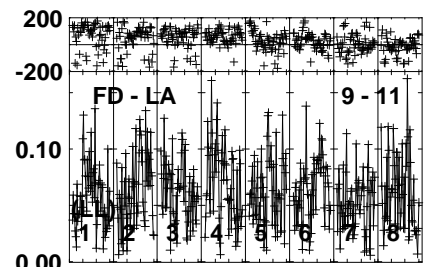
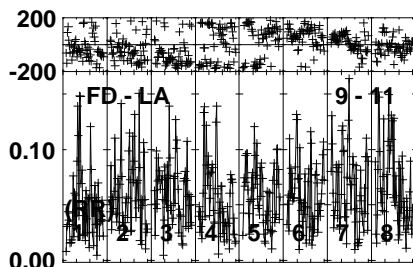
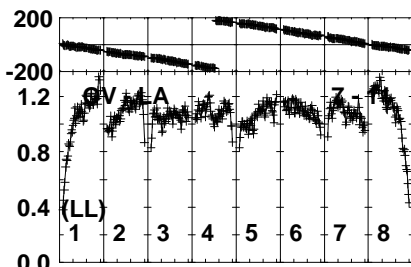
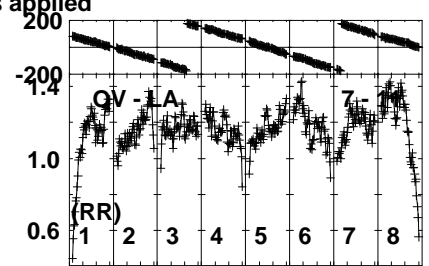
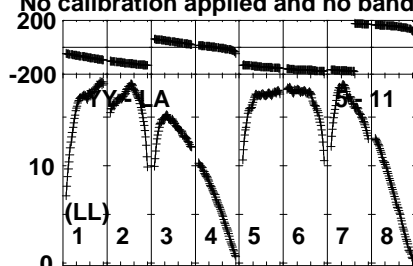
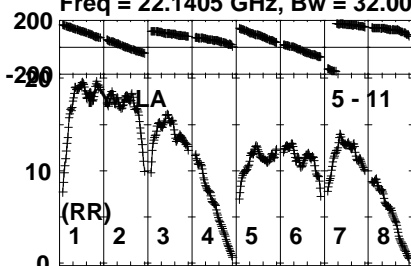
Timerange: 00/06:10:36 to 00/06:22:44

Plot file version 51 created 14-APR-2023 12:09:58

3C84 GP060.UVDATA.1

Freq = 22.1405 GHz, Bw = 32.000 MH

No calibration applied and no bandpass applied



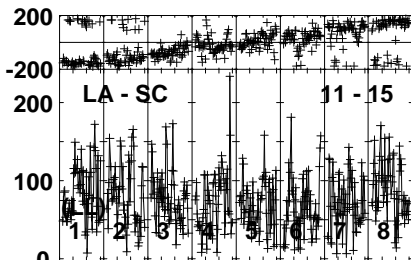
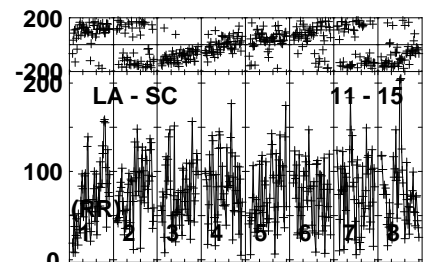
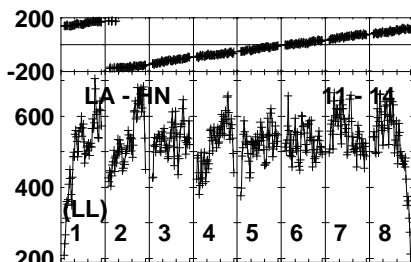
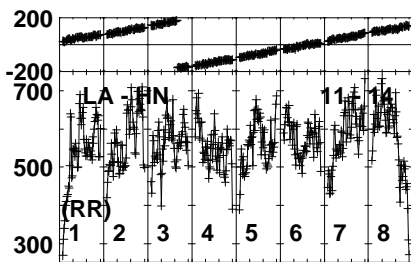
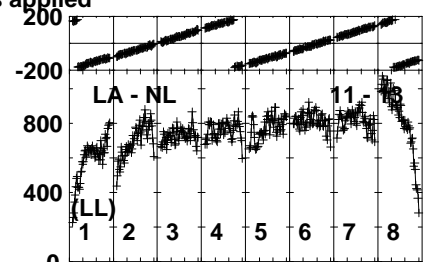
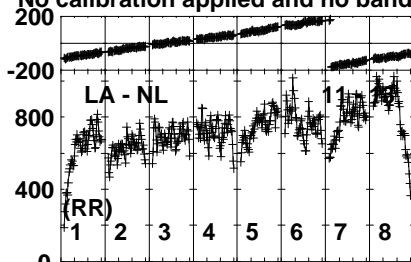
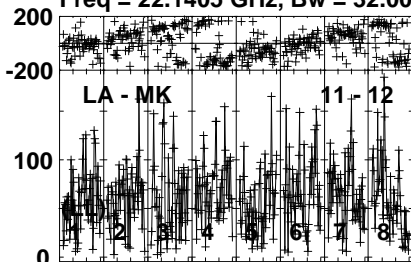
Lower frame: Milli Ampl Jy Top frame: Phas deg
Vector averaged cross-power spectrum Several baselines displayed
Timerange: 00/06:24:42 to 00/06:32:48

Plot file version 52 created 14-APR-2023 12:09:59

3C84 GP060.UVDATA.1

Freq = 22.1405 GHz, Bw = 32.000 MH

No calibration applied and no bandpass applied



040040040040040040040040040

Channels

Lower frame: Micro Ampl Jy Top frame: Phas deg

Vector averaged cross-power spectrum Several baselines displayed

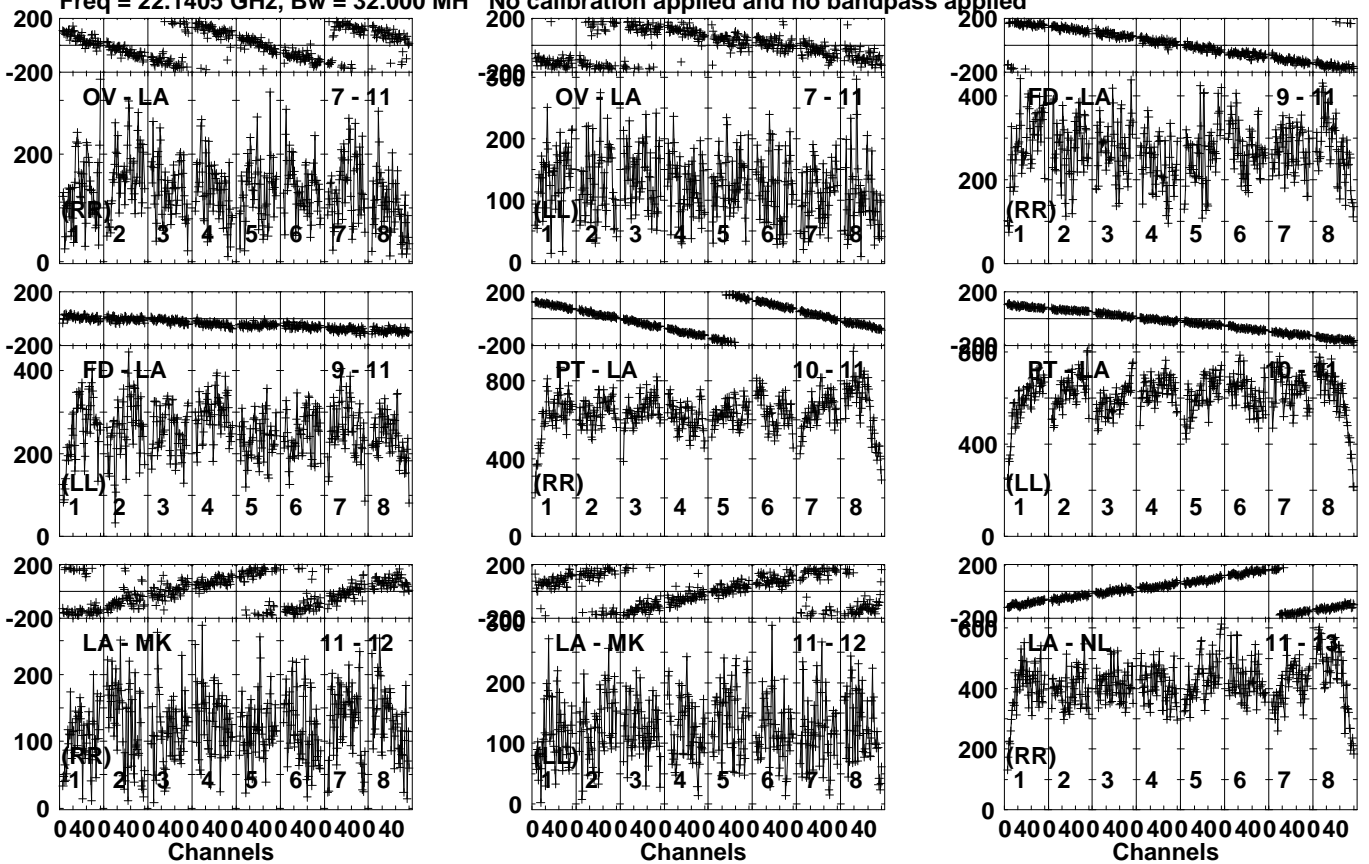
Timerange: 00/06:24:42 to 00/06:32:48

Plot file version 53 created 14-APR-2023 12:10:01

0235+164 GP060.UVDATA.1

Freq = 22.1405 GHz, Bw = 32.000 MH

No calibration applied and no bandpass applied



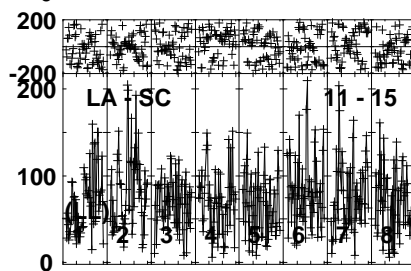
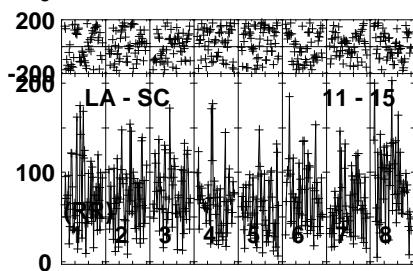
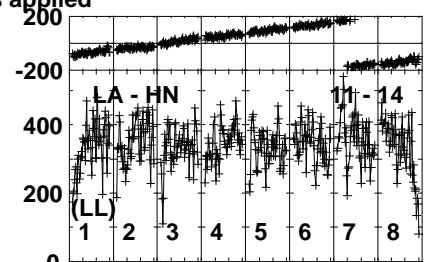
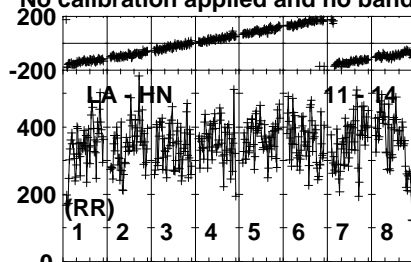
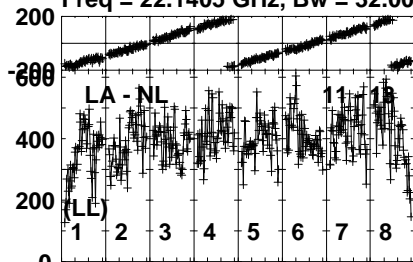
Lower frame: Micro Ampl Jy Top frame: Phas deg
Vector averaged cross-power spectrum Several baselines displayed
Timerange: 00/06:35:44 to 00/06:40:52

Plot file version 54 created 14-APR-2023 12:10:01

0235+164 GP060.UVDATA.1

Freq = 22.1405 GHz, Bw = 32.000 MH

No calibration applied and no bandpass applied



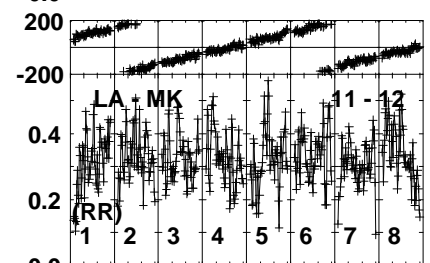
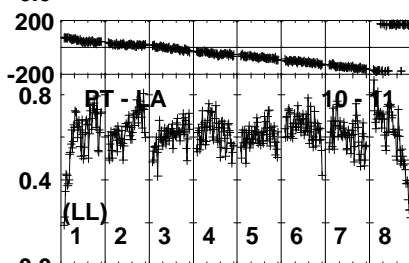
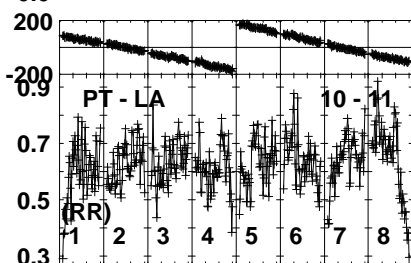
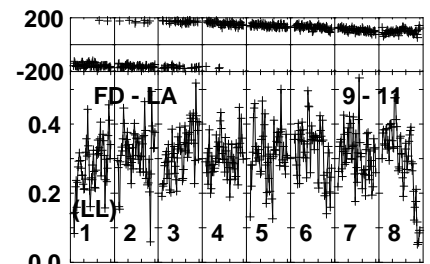
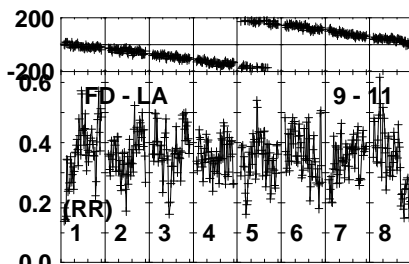
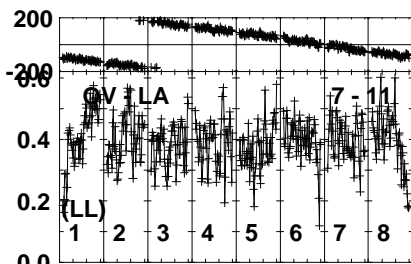
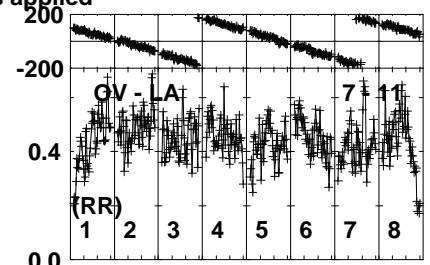
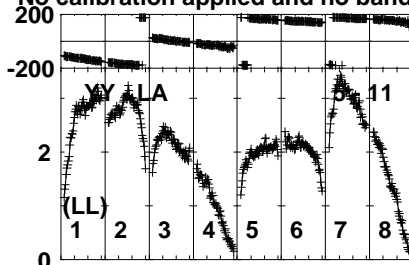
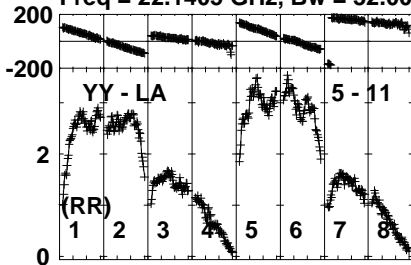
Lower frame: Micro Ampl Jy Top frame: Phas deg
Vector averaged cross-power spectrum Several baselines displayed
Timerange: 00/06:35:44 to 00/06:40:52

Plot file version 55 created 14-APR-2023 12:10:02

0235+164 GP060.UVDATA.1

Freq = 22.1405 GHz, Bw = 32.000 MH

No calibration applied and no bandpass applied



Lower frame: Milli Ampl Jy Top frame: Phas deg

Vector averaged cross-power spectrum Several baselines displayed

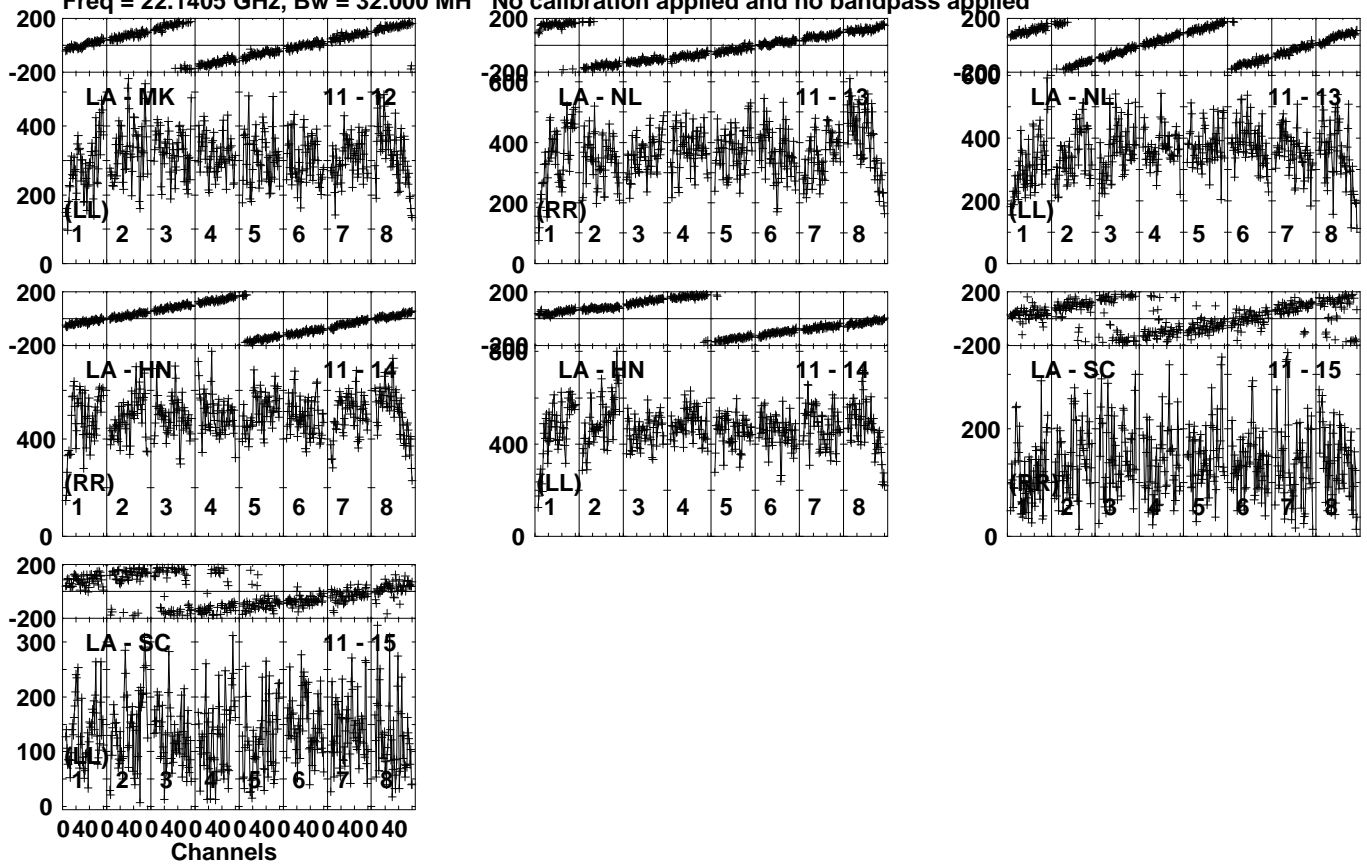
Timerange: 00/06:41:14 to 00/06:44:52

Plot file version 56 created 14-APR-2023 12:10:03

0235+164 GP060.UVDATA.1

Freq = 22.1405 GHz, Bw = 32.000 MH

No calibration applied and no bandpass applied



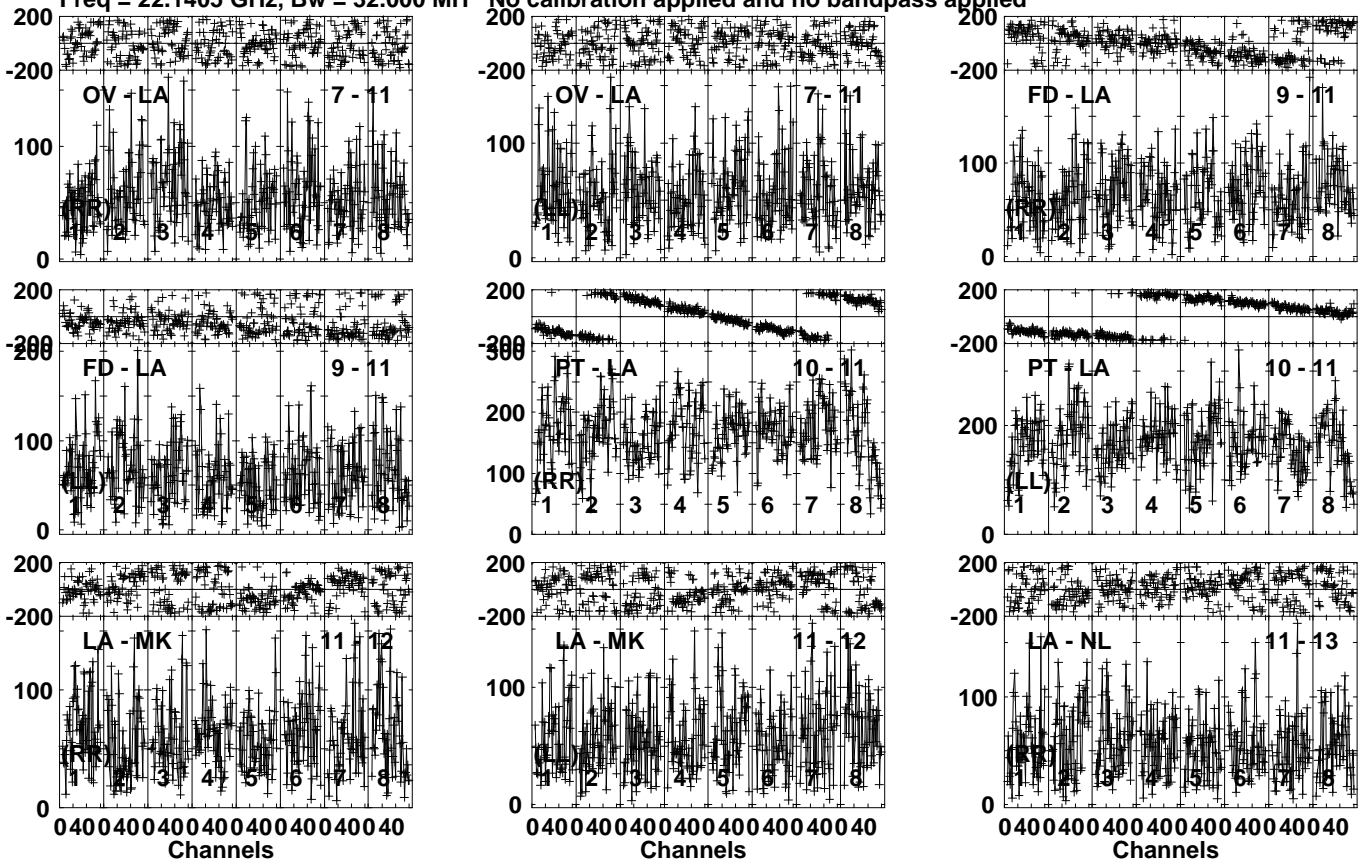
Lower frame: Micro Ampl Jy Top frame: Phas deg
Vector averaged cross-power spectrum Several baselines displayed
Timerange: 00/06:41:14 to 00/06:44:52

Plot file version 57 created 14-APR-2023 12:10:05

NGC0315 GP060.UVDATA.1

Freq = 22.1405 GHz, Bw = 32.000 MH

No calibration applied and no bandpass applied



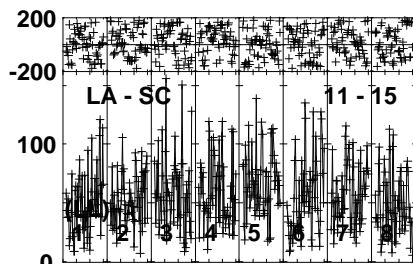
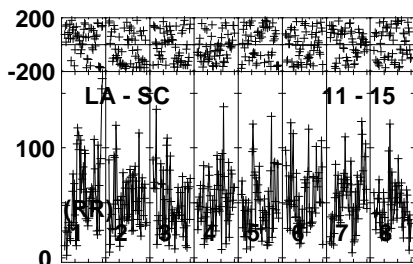
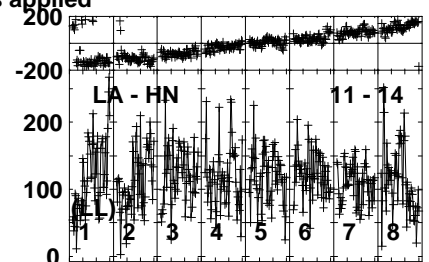
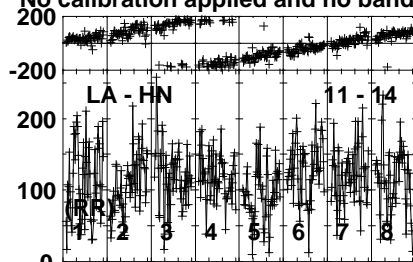
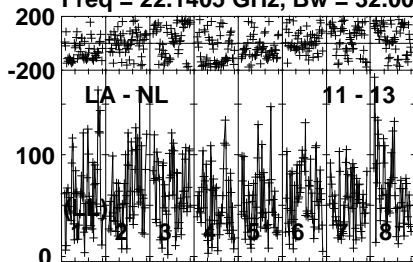
Lower frame: Micro Ampl Jy Top frame: Phas deg
Vector averaged cross-power spectrum Several baselines displayed
Timerange: 00/06:46:02 to 00/06:59:10

Plot file version 58 created 14-APR-2023 12:10:06

NGC0315 GP060.UVDATA.1

Freq = 22.1405 GHz, Bw = 32.000 MH

No calibration applied and no bandpass applied



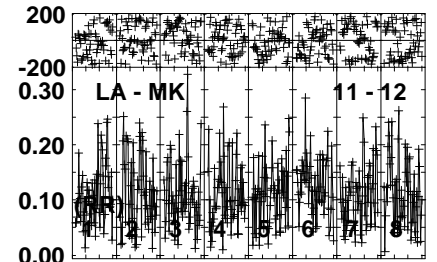
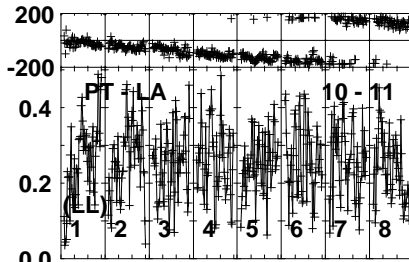
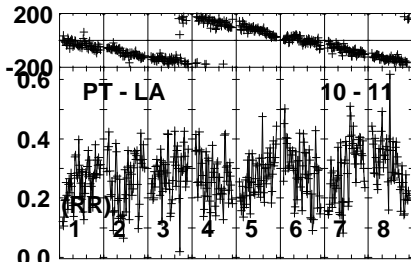
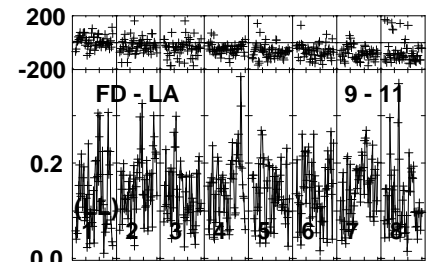
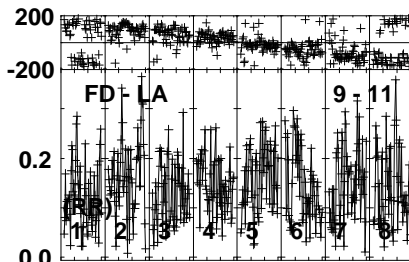
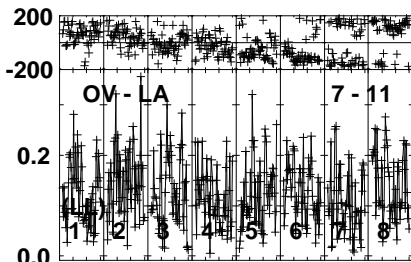
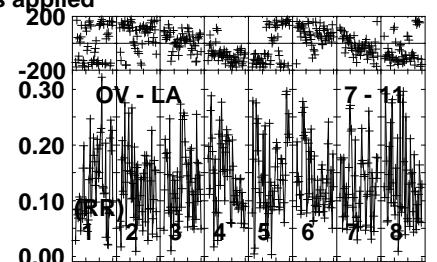
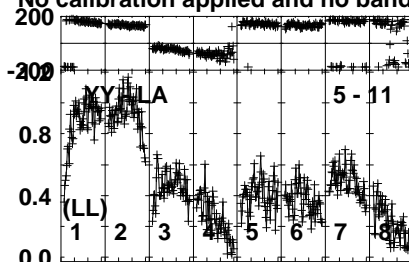
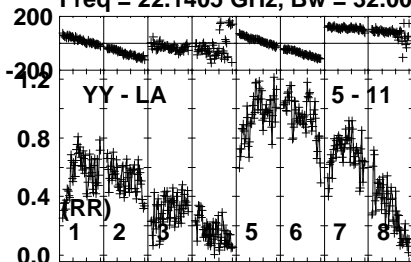
Lower frame: Micro Ampl Jy Top frame: Phas deg
Vector averaged cross-power spectrum Several baselines displayed
Timerange: 00/06:46:02 to 00/06:59:10

Plot file version 59 created 14-APR-2023 12:10:07

J0029+3456 GP060.UVDATA.1

Freq = 22.1405 GHz, Bw = 32.000 MH

No calibration applied and no bandpass applied



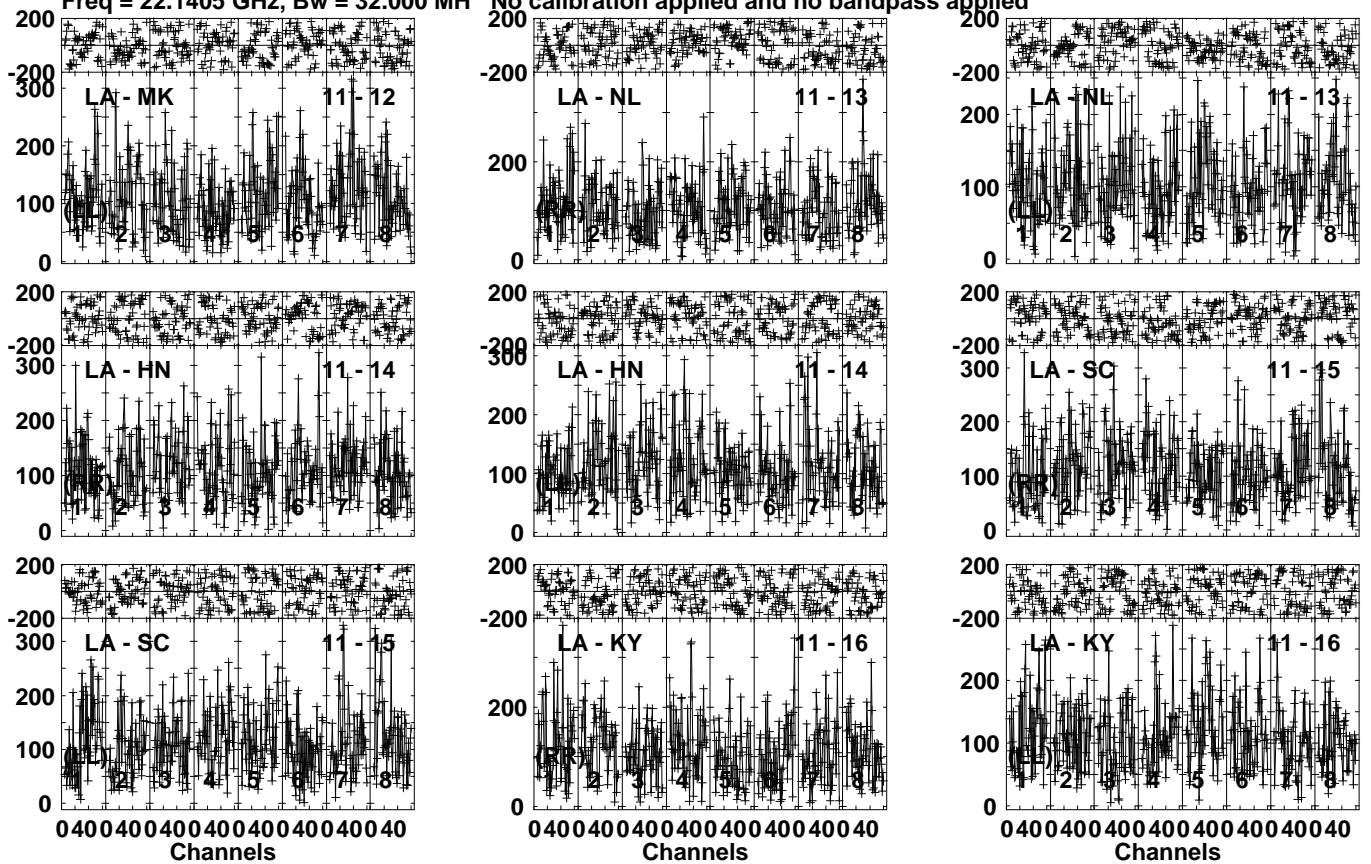
Lower frame: Milli Ampl Jy Top frame: Phas deg
Vector averaged cross-power spectrum Several baselines displayed
Timerange: 00/06:59:46 to 00/07:02:24

Plot file version 60 created 14-APR-2023 12:10:08

J0029+3456 GP060.UVDATA.1

Freq = 22.1405 GHz, Bw = 32.000 MH

No calibration applied and no bandpass applied



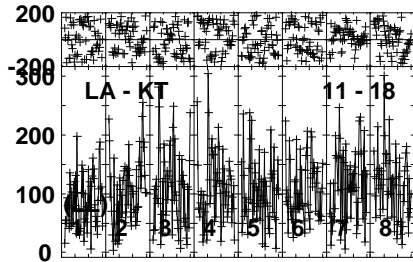
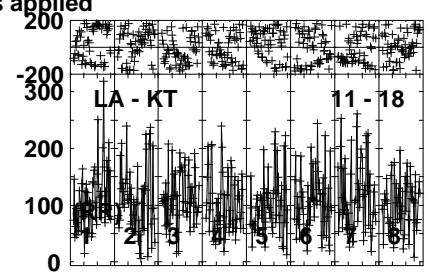
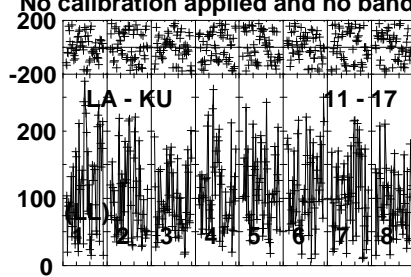
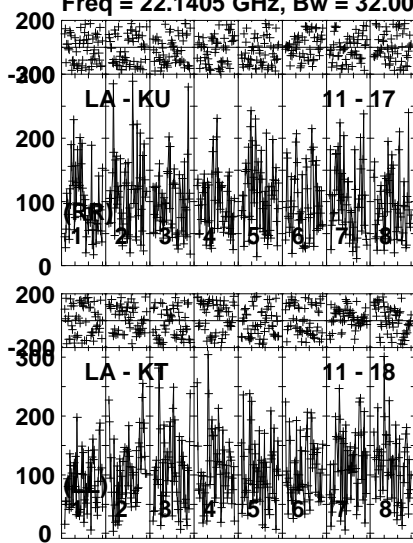
Lower frame: Micro Ampl Jy Top frame: Phas deg
Vector averaged cross-power spectrum Several baselines displayed
Timerange: 00/06:59:46 to 00/07:02:24

Plot file version 61 created 14-APR-2023 12:10:08

J0029+3456 GP060.UVDATA.1

Freq = 22.1405 GHz, Bw = 32.000 MH

No calibration applied and no bandpass applied



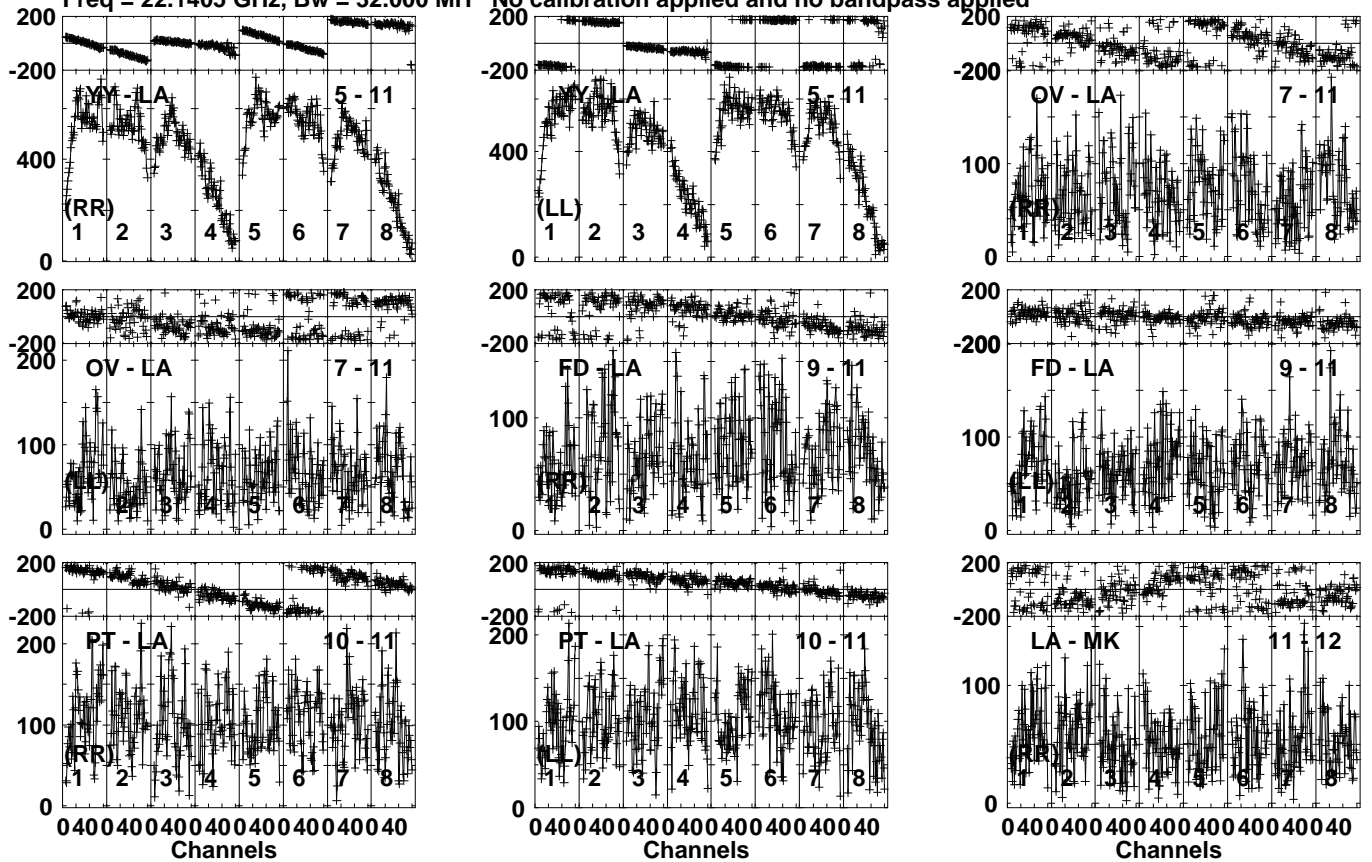
Lower frame: Micro Ampl Jy Top frame: Phas deg
Vector averaged cross-power spectrum Several baselines displayed
Timerange: 00/06:59:46 to 00/07:02:24

Plot file version 62 created 14-APR-2023 12:10:09

NGC0315 GP060.UVDATA.1

Freq = 22.1405 GHz, Bw = 32.000 MH

No calibration applied and no bandpass applied



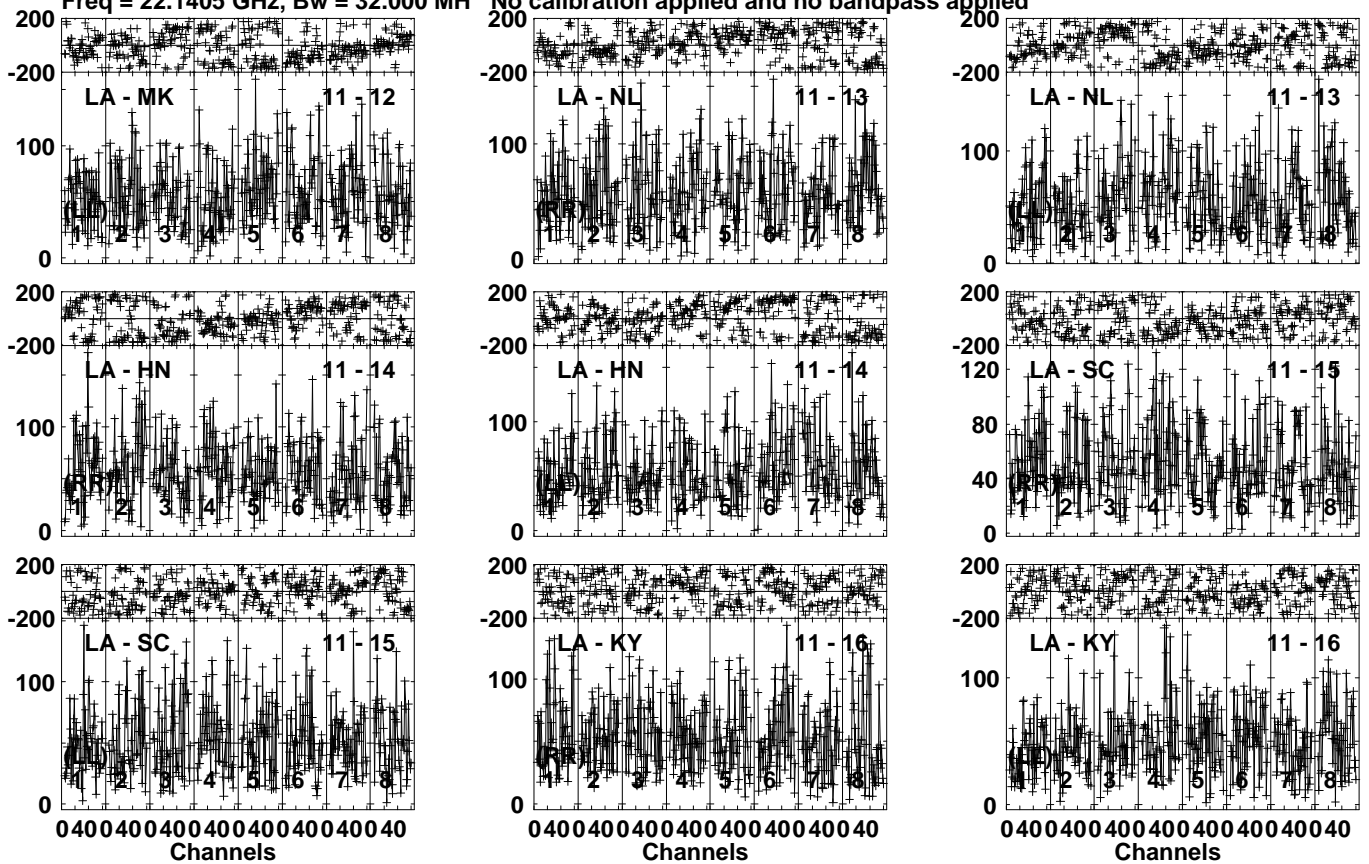
Lower frame: Micro Ampl Jy Top frame: Phas deg
Vector averaged cross-power spectrum Several baselines displayed
Timerange: 00/07:02:48 to 00/07:14:56

Plot file version 63 created 14-APR-2023 12:10:11

NGC0315 GP060.UVDATA.1

Freq = 22.1405 GHz, Bw = 32.000 MH

No calibration applied and no bandpass applied



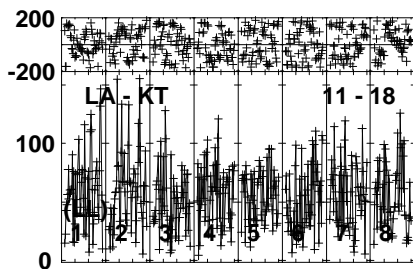
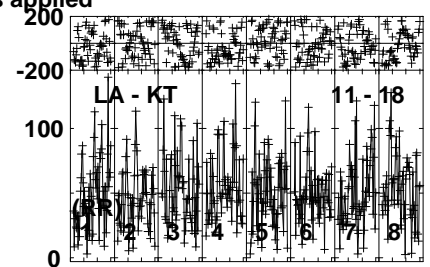
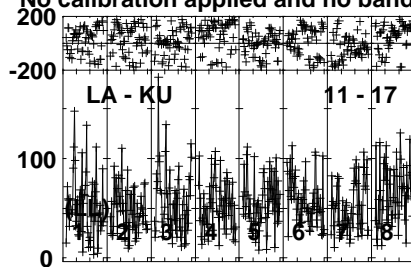
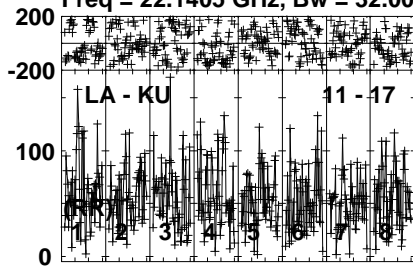
Lower frame: Micro Ampl Jy Top frame: Phas deg
Vector averaged cross-power spectrum Several baselines displayed
Timerange: 00/07:02:48 to 00/07:14:56

Plot file version 64 created 14-APR-2023 12:10:11

NGC0315 GP060.UVDATA.1

Freq = 22.1405 GHz, Bw = 32.000 MH

No calibration applied and no bandpass applied



Lower frame: Micro Ampl Jy Top frame: Phas deg

Vector averaged cross-power spectrum Several baselines displayed

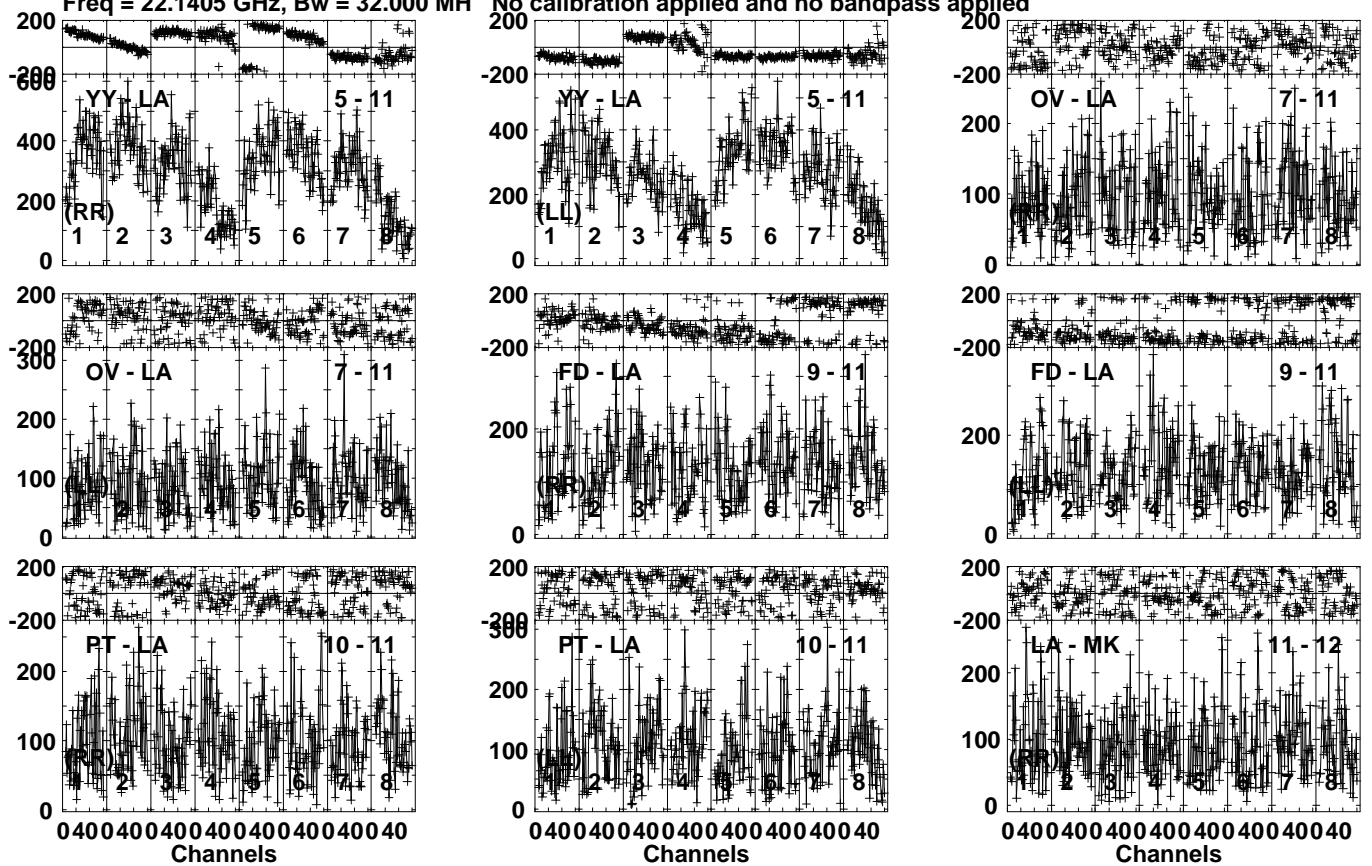
Timerange: 00/07:02:48 to 00/07:14:56

Plot file version 65 created 14-APR-2023 12:10:14

J0029+3456 GP060.UVDATA.1

Freq = 22.1405 GHz, Bw = 32.000 MH

No calibration applied and no bandpass applied



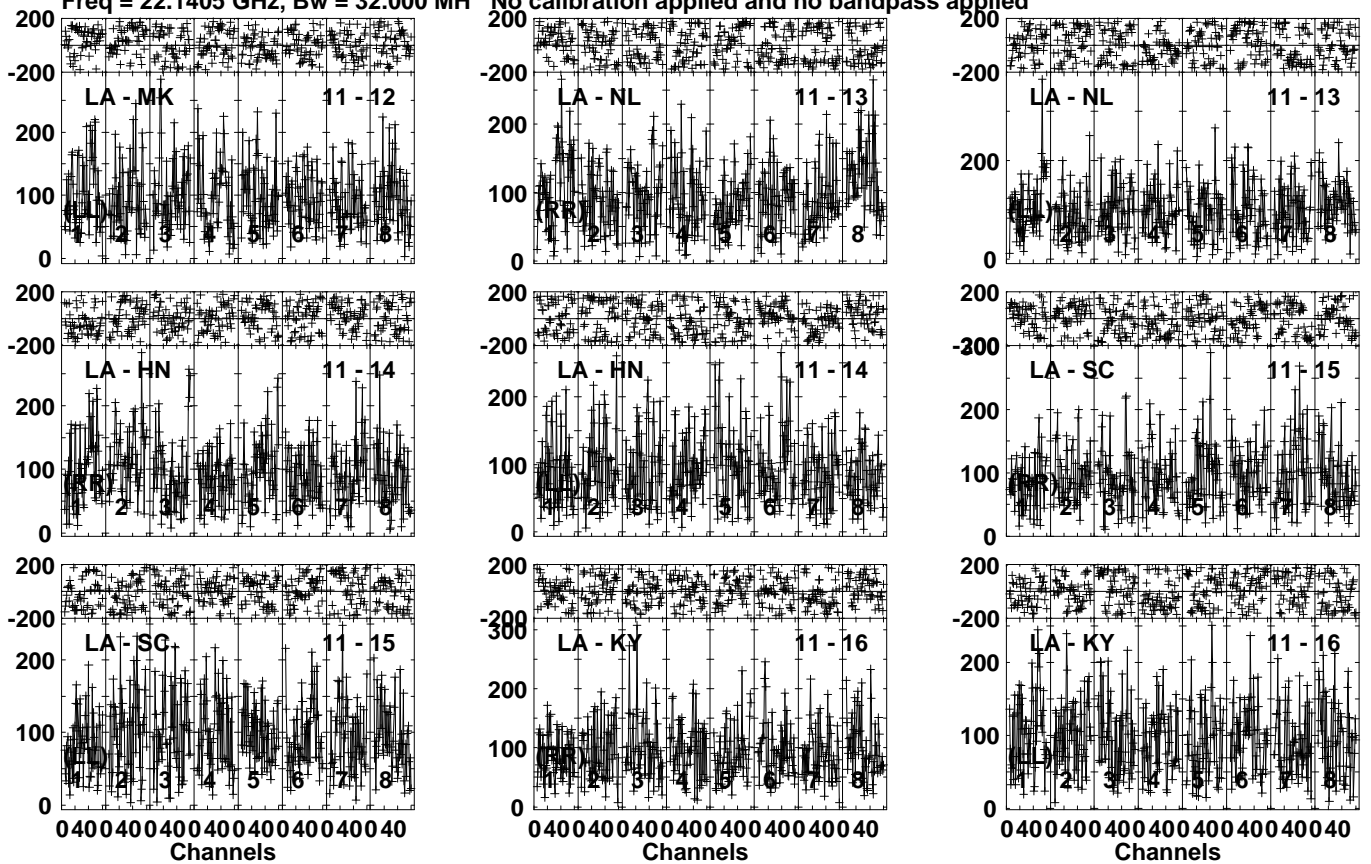
Lower frame: Micro Ampl Jy Top frame: Phas deg
Vector averaged cross-power spectrum Several baselines displayed
Timerange: 00/07:15:21 to 00/07:17:59

Plot file version 66 created 14-APR-2023 12:10:14

J0029+3456 GP060.UVDATA.1

Freq = 22.1405 GHz, Bw = 32.000 MH

No calibration applied and no bandpass applied



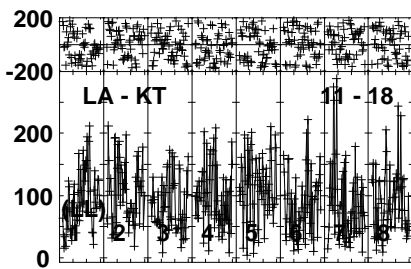
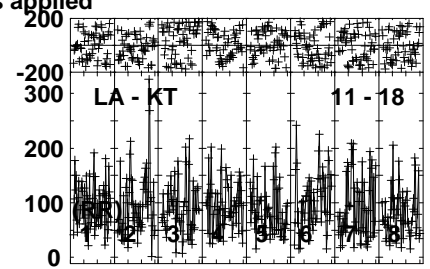
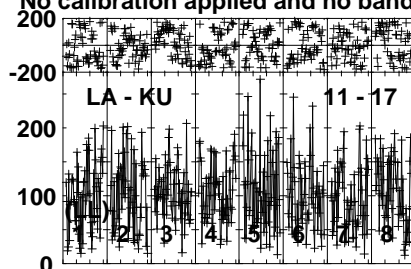
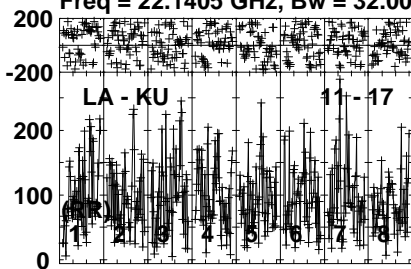
Lower frame: Micro Ampl Jy Top frame: Phas deg
Vector averaged cross-power spectrum Several baselines displayed
Timerange: 00/07:15:21 to 00/07:17:59

Plot file version 67 created 14-APR-2023 12:10:15

J0029+3456 GP060.UVDATA.1

Freq = 22.1405 GHz, Bw = 32.000 MH

No calibration applied and no bandpass applied



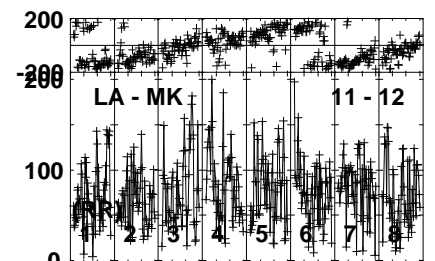
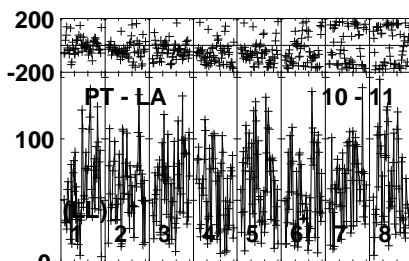
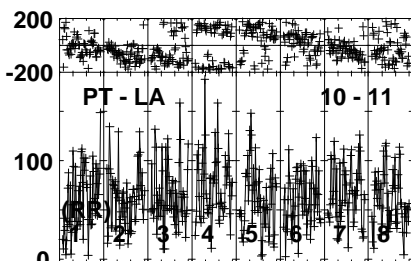
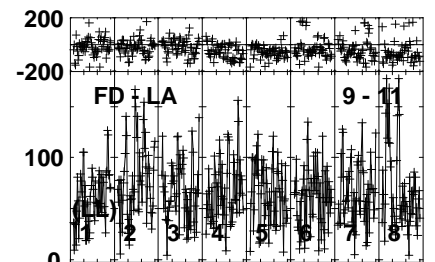
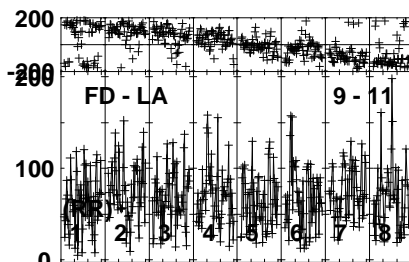
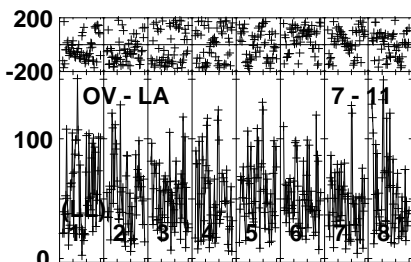
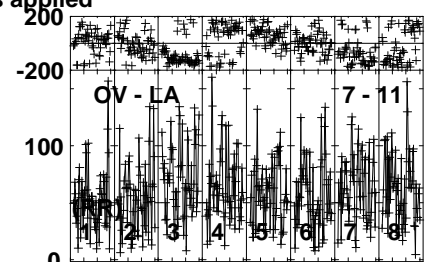
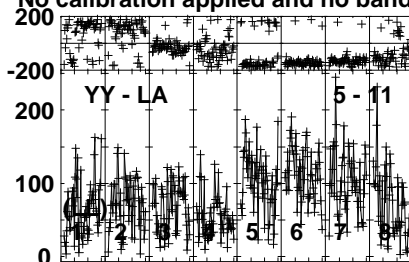
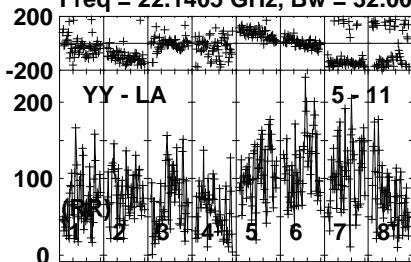
Lower frame: Micro Ampl Jy Top frame: Phas deg
Vector averaged cross-power spectrum Several baselines displayed
Timerange: 00/07:15:21 to 00/07:17:59

Plot file version 68 created 14-APR-2023 12:10:16

NGC0315 GP060.UVDATA.1

Freq = 22.1405 GHz, Bw = 32.000 MH

No calibration applied and no bandpass applied



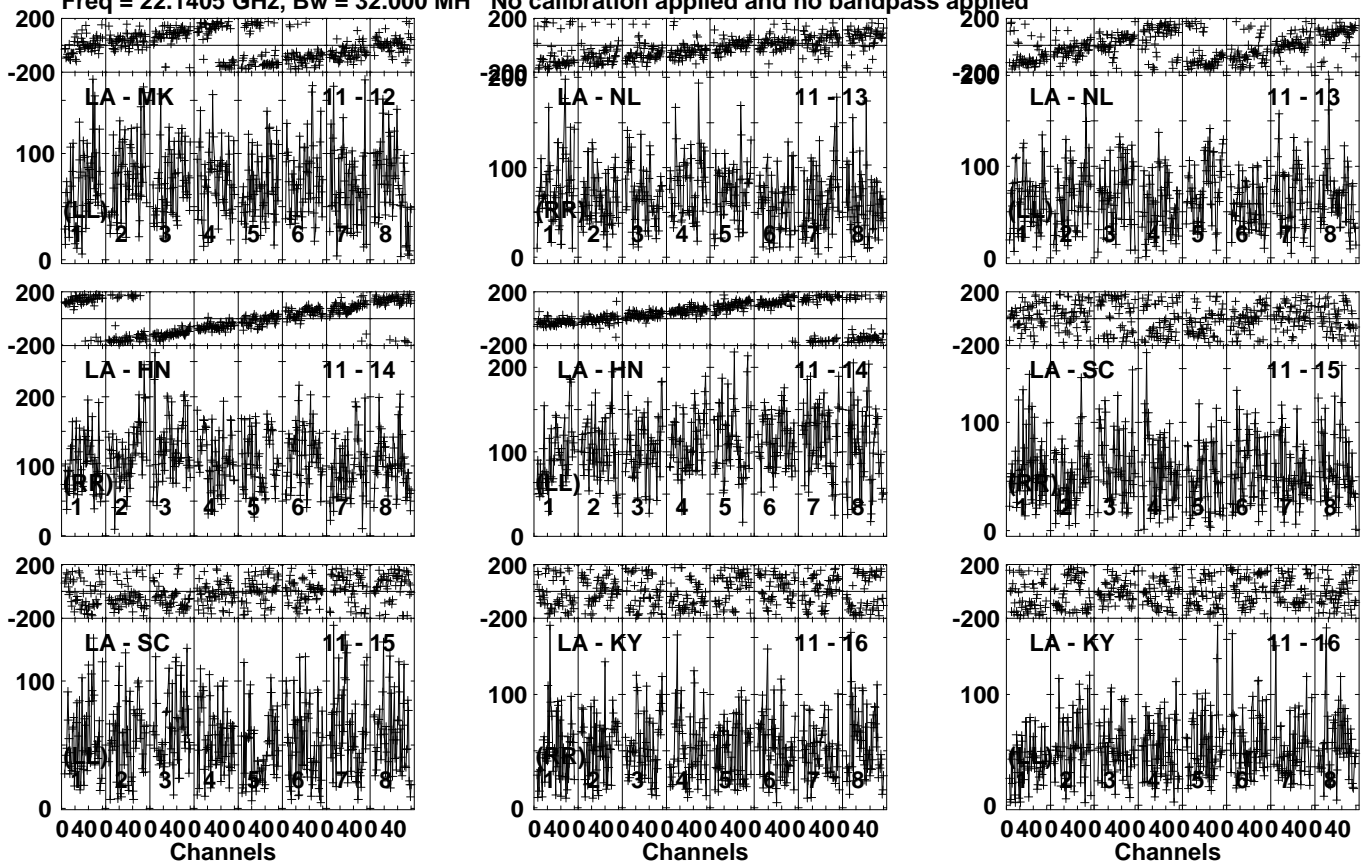
Lower frame: Micro Ampl Jy Top frame: Phas deg
Vector averaged cross-power spectrum Several baselines displayed
Timerange: 00/07:18:23 to 00/07:30:31

Plot file version 69 created 14-APR-2023 12:10:18

NGC0315 GP060.UVDATA.1

Freq = 22.1405 GHz, Bw = 32.000 MH

No calibration applied and no bandpass applied



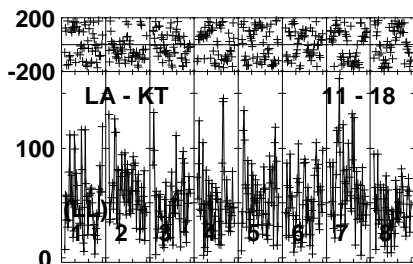
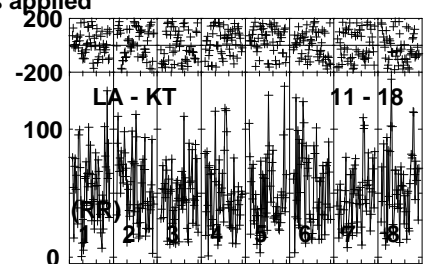
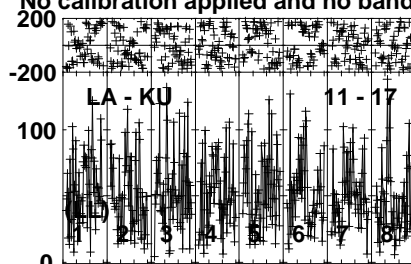
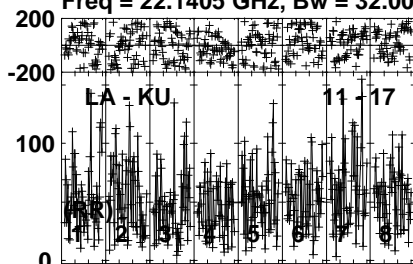
Lower frame: Micro Ampl Jy Top frame: Phas deg
Vector averaged cross-power spectrum Several baselines displayed
Timerange: 00/07:18:23 to 00/07:30:31

Plot file version 70 created 14-APR-2023 12:10:18

NGC0315 GP060.UVDATA.1

Freq = 22.1405 GHz, Bw = 32.000 MH

No calibration applied and no bandpass applied



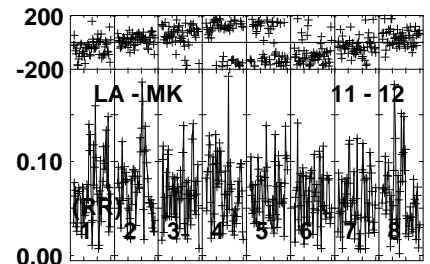
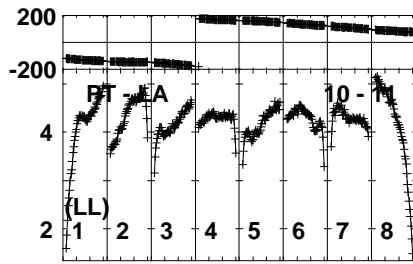
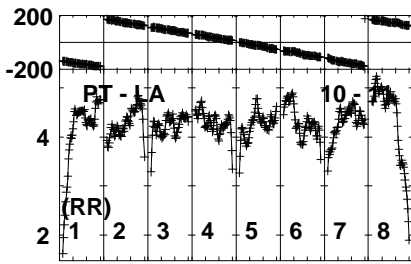
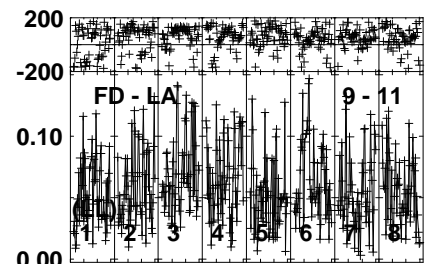
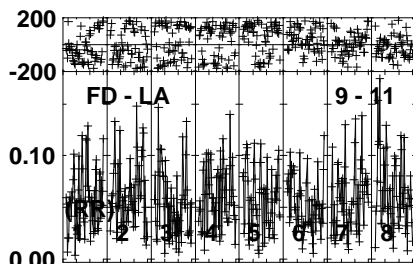
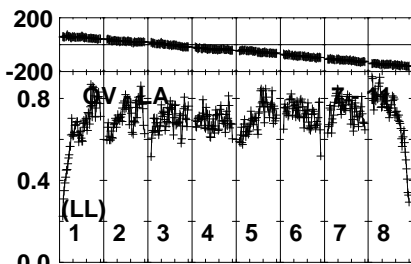
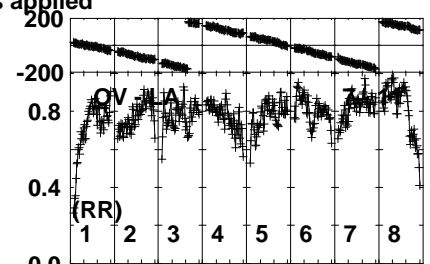
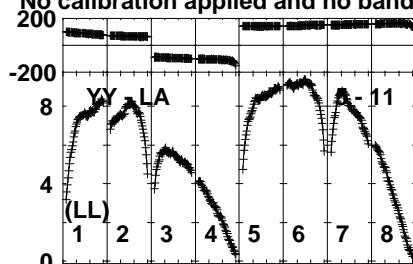
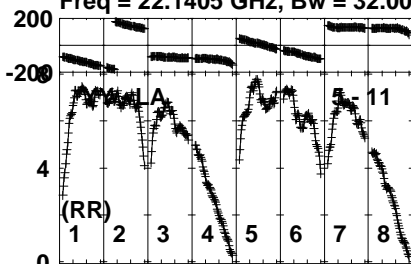
Lower frame: Micro Ampl Jy Top frame: Phas deg
Vector averaged cross-power spectrum Several baselines displayed
Timerange: 00/07:18:23 to 00/07:30:31

Plot file version 71 created 14-APR-2023 12:10:22

3C84 GP060.UVDATA.1

Freq = 22.1405 GHz, Bw = 32.000 MH

No calibration applied and no bandpass applied



0400400400400400400400400400
Channels

0400400400400400400400400400
Channels

0400400400400400400400400400
Channels

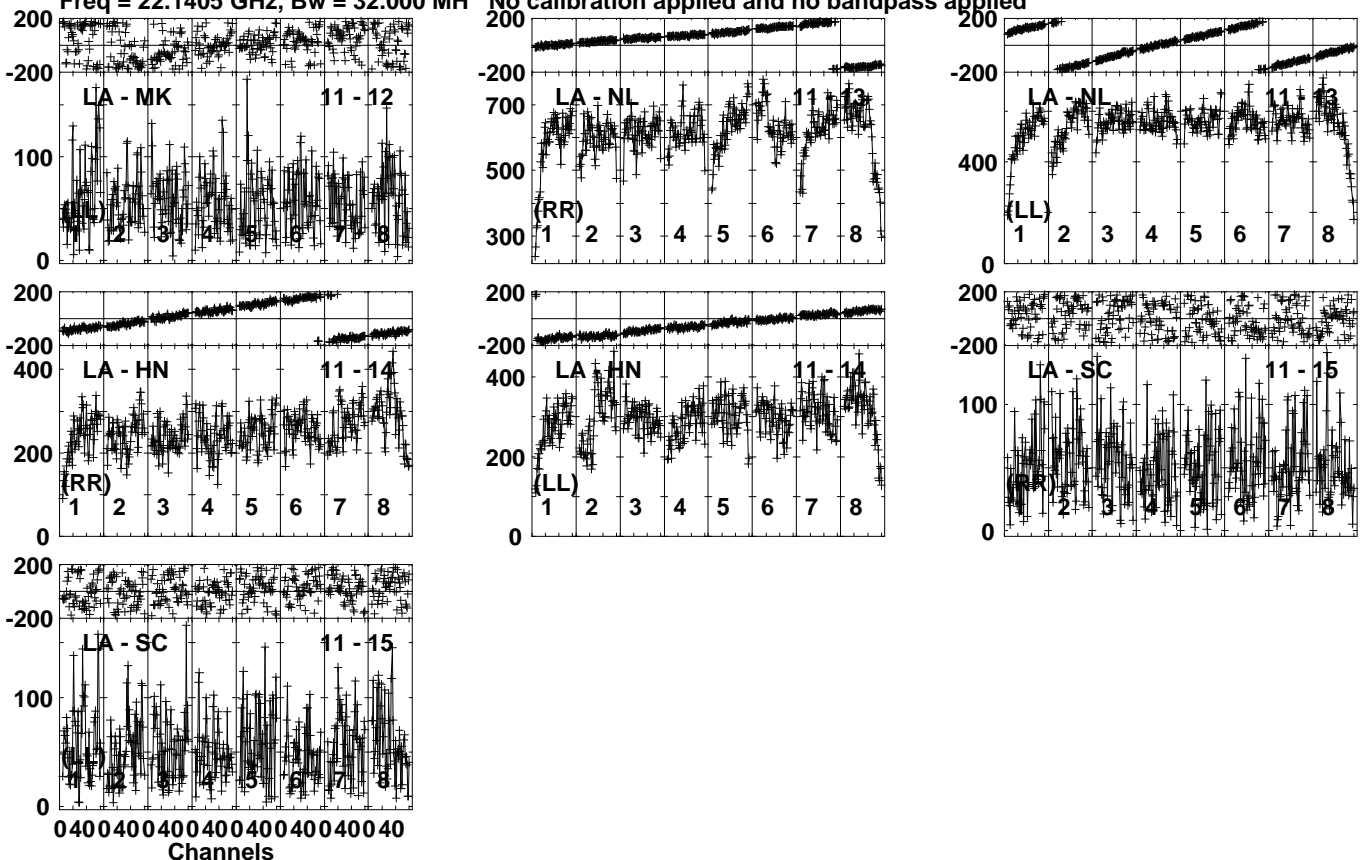
Lower frame: Milli Ampl Jy Top frame: Phas deg
Vector averaged cross-power spectrum Several baselines displayed
Timerange: 00/07:31:49 to 00/07:38:47

Plot file version 72 created 14-APR-2023 12:10:22

3C84 GP060.UVDATA.1

Freq = 22.1405 GHz, Bw = 32.000 MH

No calibration applied and no bandpass applied



Lower frame: Micro Ampl Jy Top frame: Phas deg

Vector averaged cross-power spectrum Several baselines displayed

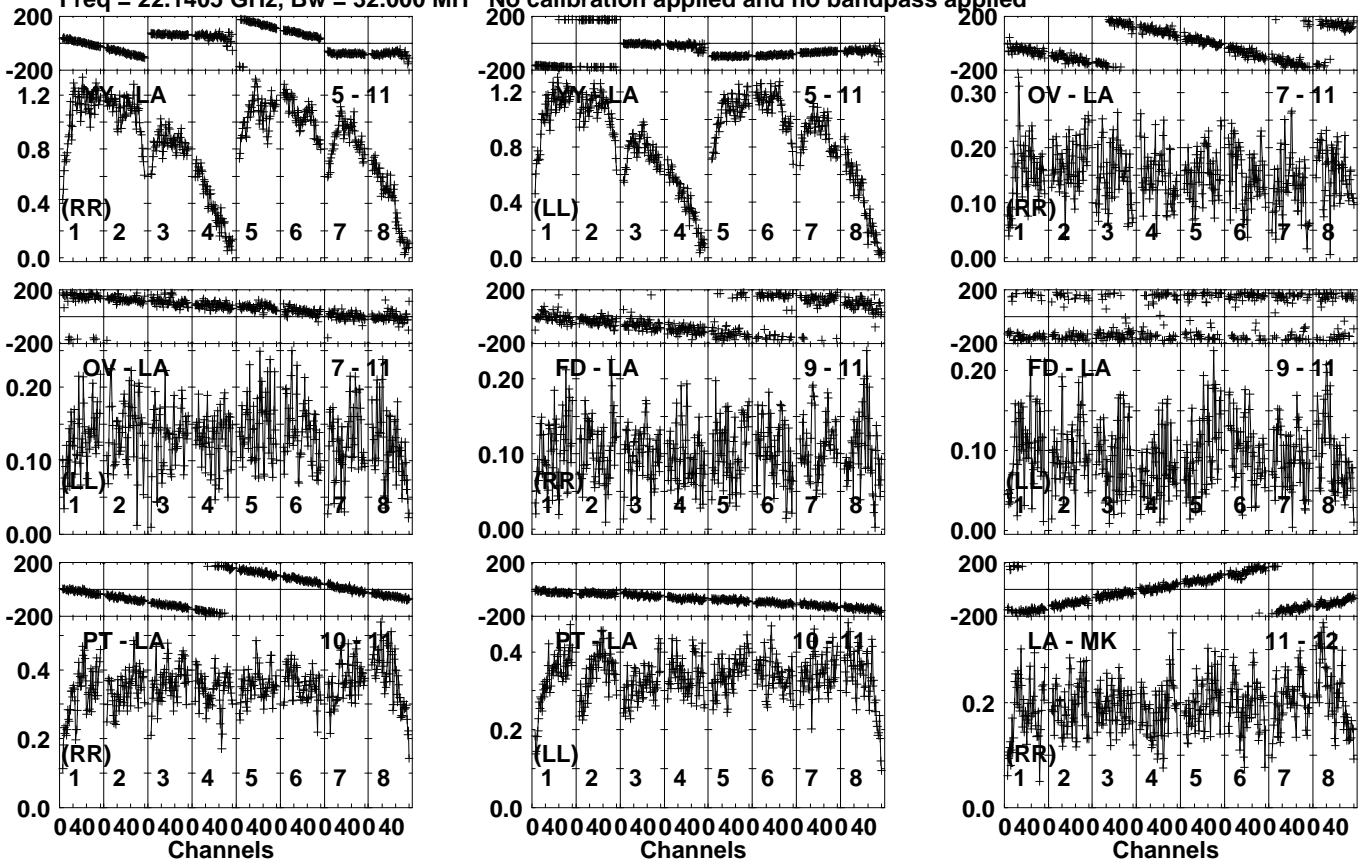
Timerange: 00/07:31:49 to 00/07:38:47

Plot file version 73 created 14-APR-2023 12:10:24

0235+164 GP060.UVDATA.1

Freq = 22.1405 GHz, Bw = 32.000 MH

No calibration applied and no bandpass applied



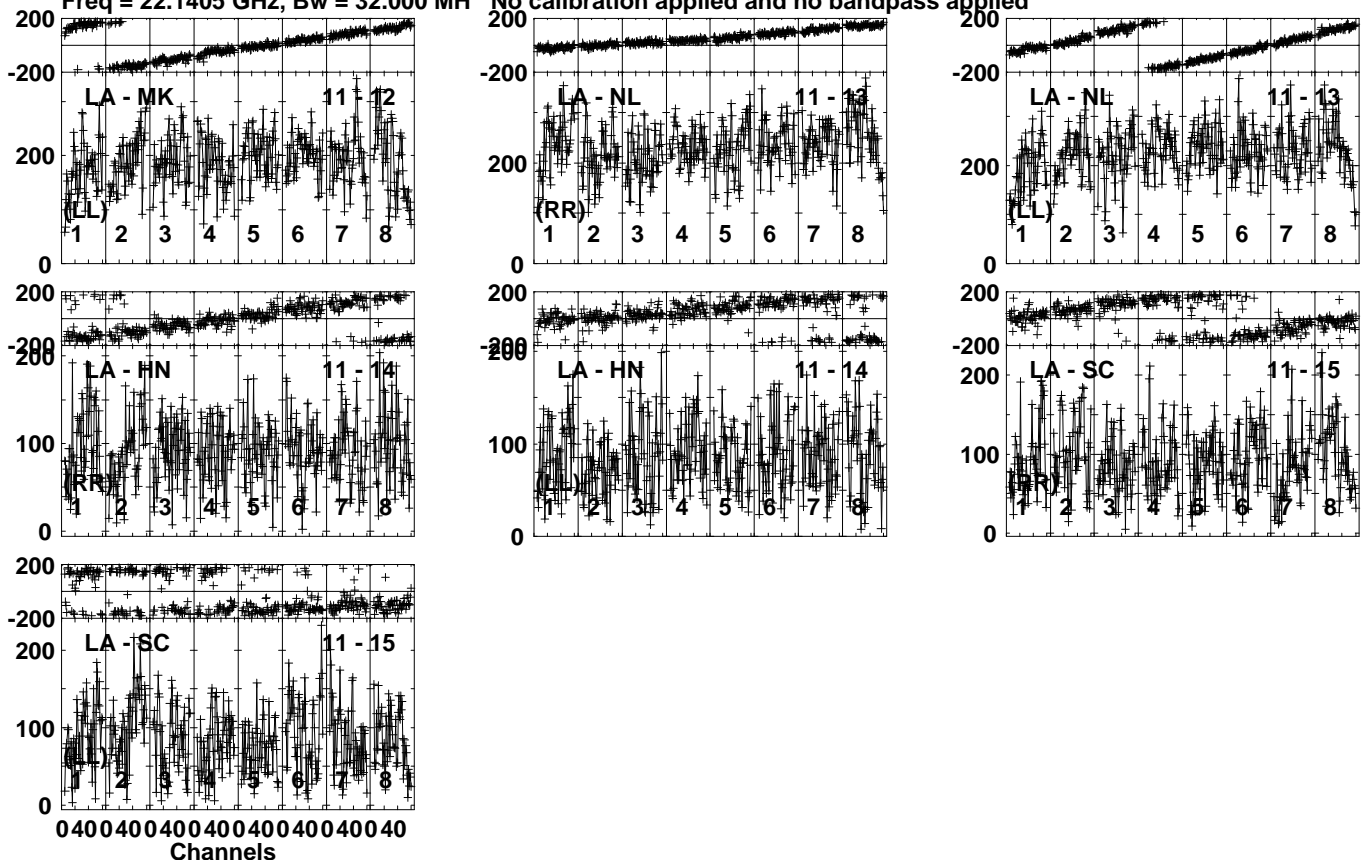
Lower frame: Milli Ampl Jy Top frame: Phas deg
 Vector averaged cross-power spectrum Several baselines displayed
 Timerange: 00/07:40:19 to 00/07:48:17

Plot file version 74 created 14-APR-2023 12:10:25

0235+164 GP060.UVDATA.1

Freq = 22.1405 GHz, Bw = 32.000 MH

No calibration applied and no bandpass applied



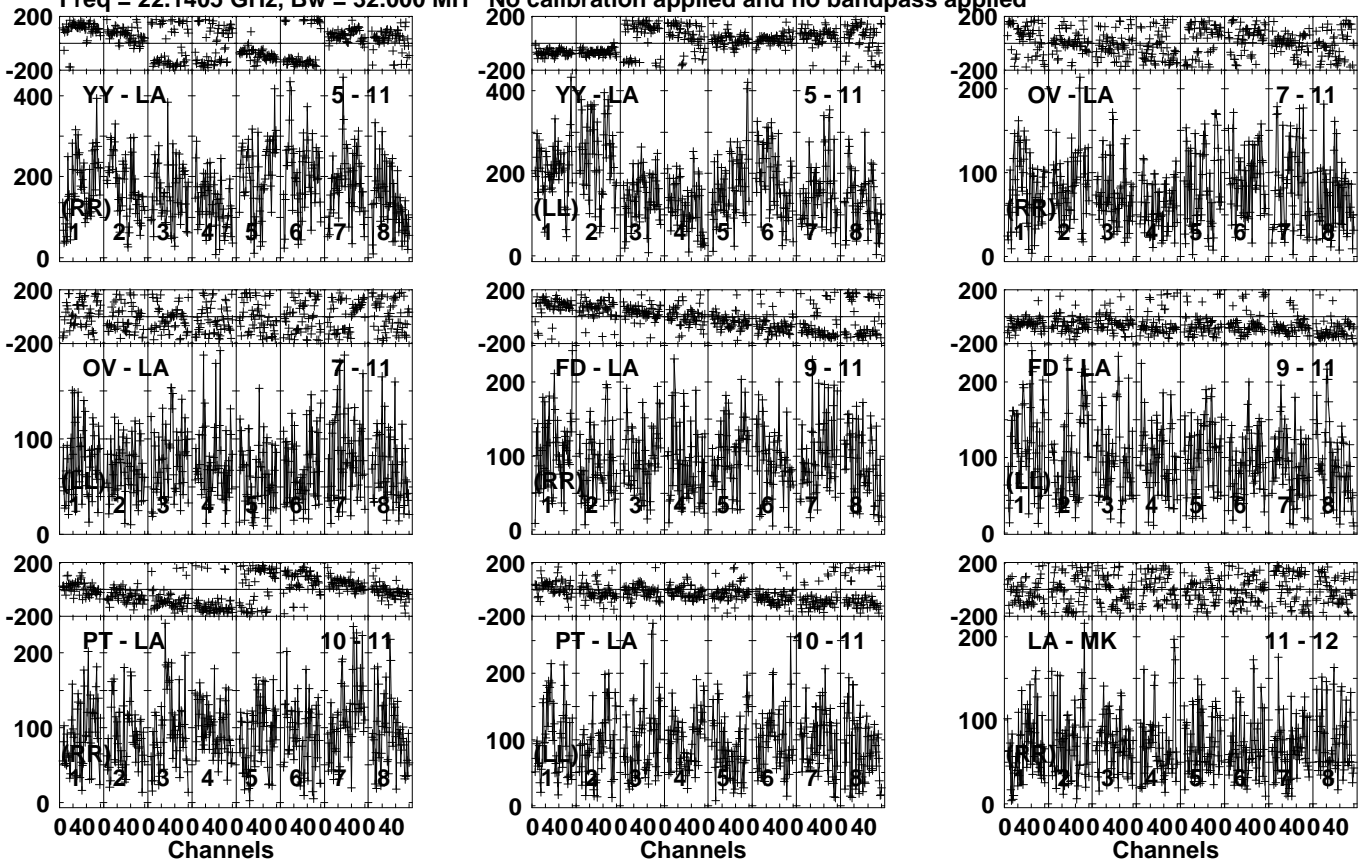
Lower frame: Micro Ampl Jy Top frame: Phas deg
Vector averaged cross-power spectrum Several baselines displayed
Timerange: 00/07:40:19 to 00/07:48:17

Plot file version 75 created 14-APR-2023 12:10:26

J0029+3456 GP060.UVDATA.1

Freq = 22.1405 GHz, Bw = 32.000 MH

No calibration applied and no bandpass applied



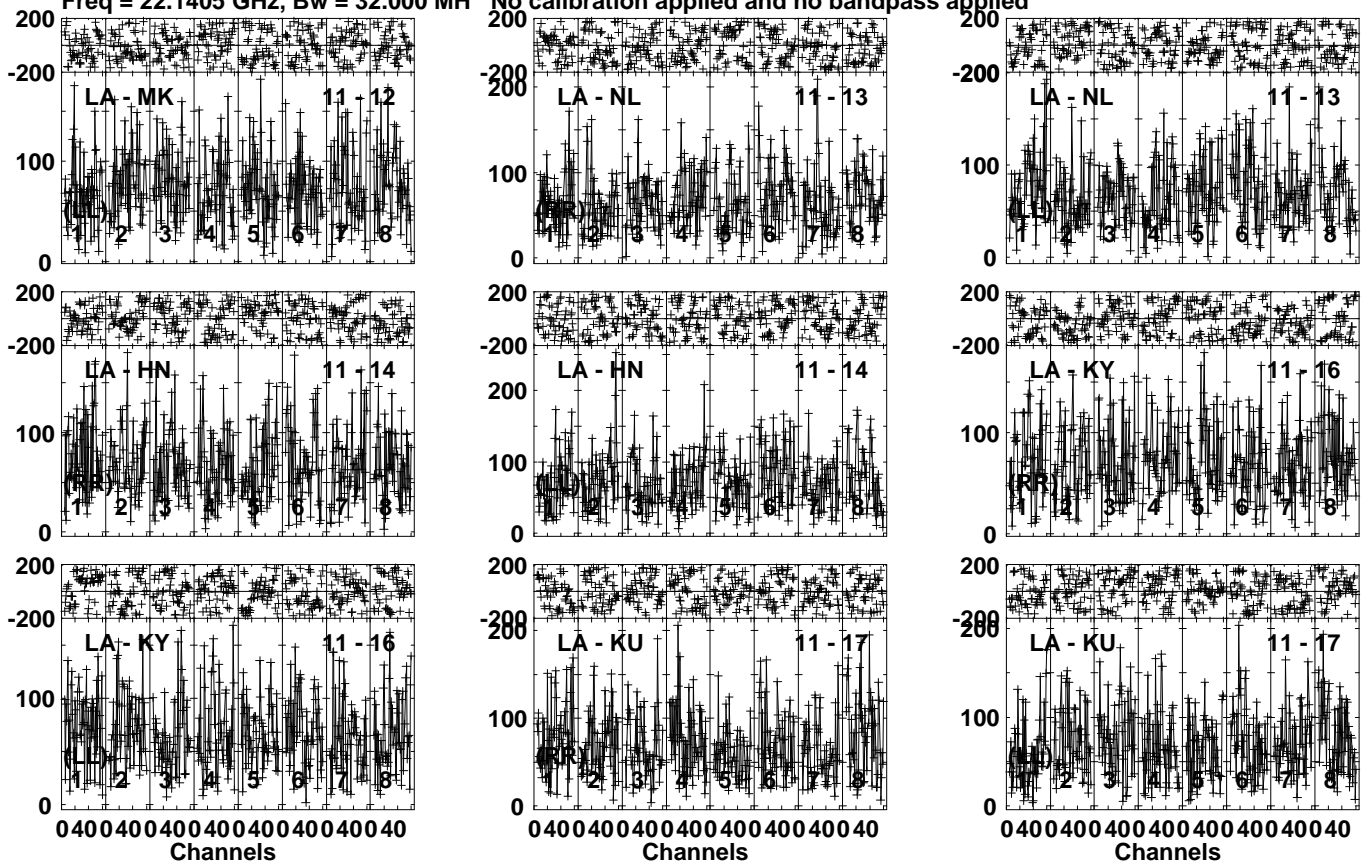
Lower frame: Micro Ampl Jy Top frame: Phas deg
Vector averaged cross-power spectrum Several baselines displayed
Timerange: 00/07:49:16 to 00/07:55:24

Plot file version 76 created 14-APR-2023 12:10:27

J0029+3456 GP060.UVDATA.1

Freq = 22.1405 GHz, Bw = 32.000 MH

No calibration applied and no bandpass applied



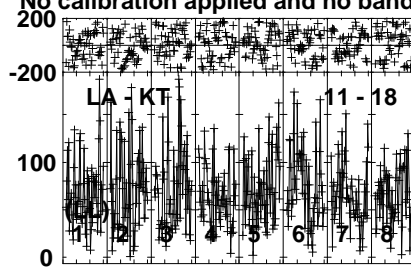
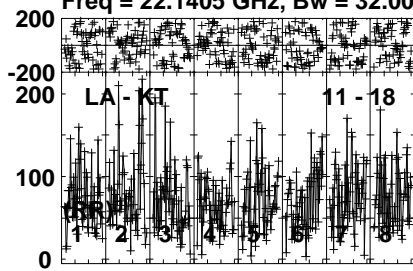
Lower frame: Micro Ampl Jy Top frame: Phas deg
Vector averaged cross-power spectrum Several baselines displayed
Timerange: 00/07:49:16 to 00/07:55:24

Plot file version 77 created 14-APR-2023 12:10:27

J0029+3456 GP060.UVDATA.1

Freq = 22.1405 GHz, Bw = 32.000 MH

No calibration applied and no bandpass applied

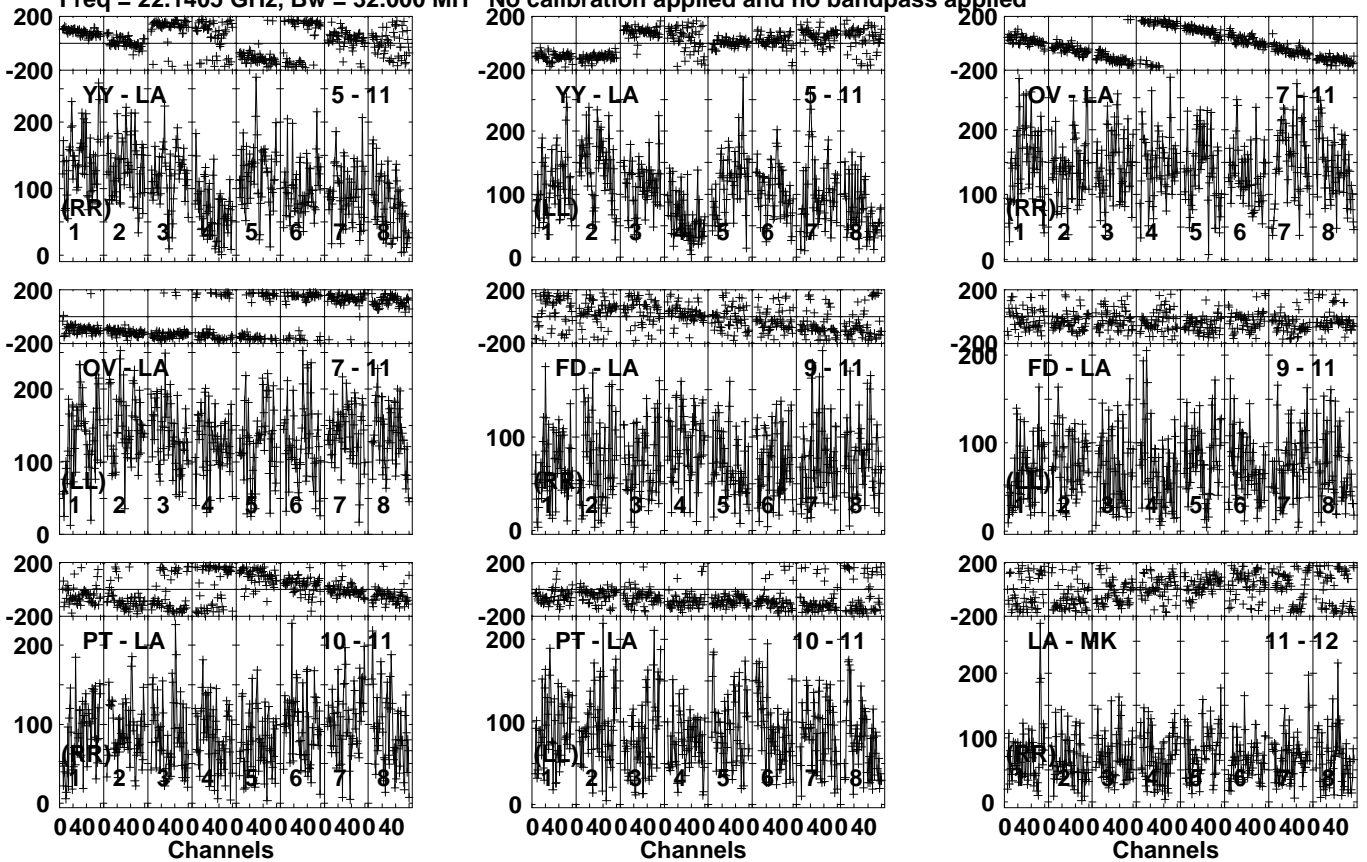


Lower frame: Micro Ampl Jy Top frame: Phas deg
Vector averaged cross-power spectrum Several baselines displayed
Timerange: 00/07:49:16 to 00/07:55:24

Plot file version 78 created 14-APR-2023 12:10:29

NGC0315 GP060.UVDATA.1

Freq = 22.1405 GHz, Bw = 32.000 MH No calibration applied and no bandpass applied



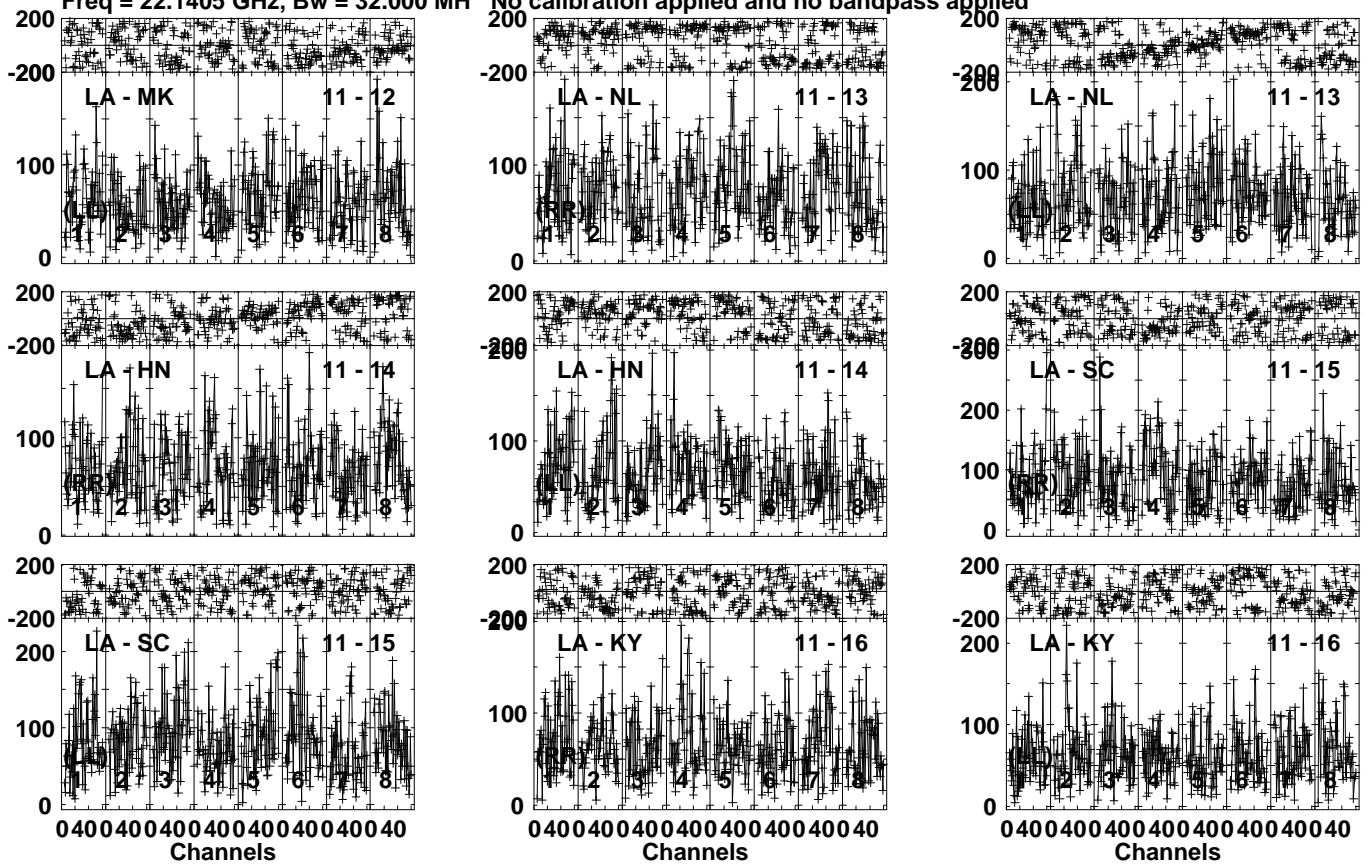
Lower frame: Micro Ampl Jy Top frame: Phas deg
Vector averaged cross-power spectrum Several baselines displayed
Timerange: 00/07:55:47 to 00/08:07:55

Plot file version 79 created 14-APR-2023 12:10:30

NGC0315 GP060.UVDATA.1

Freq = 22.1405 GHz, Bw = 32.000 MH

No calibration applied and no bandpass applied



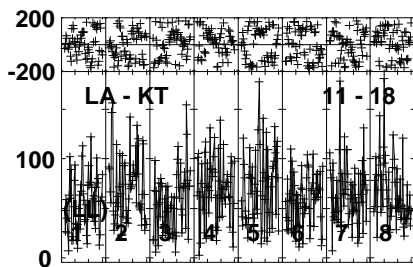
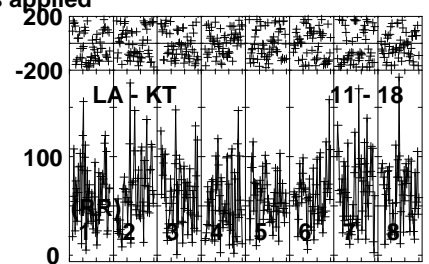
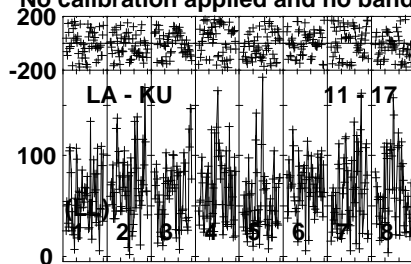
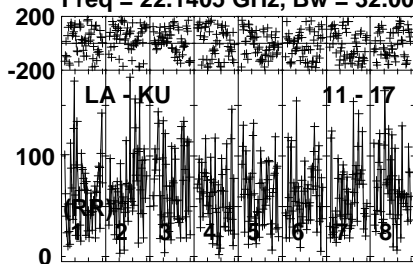
Lower frame: Micro Ampl Jy Top frame: Phas deg
Vector averaged cross-power spectrum Several baselines displayed
Timerange: 00/07:55:47 to 00/08:07:55

Plot file version 80 created 14-APR-2023 12:10:31

NGC0315 GP060.UVDATA.1

Freq = 22.1405 GHz, Bw = 32.000 MH

No calibration applied and no bandpass applied



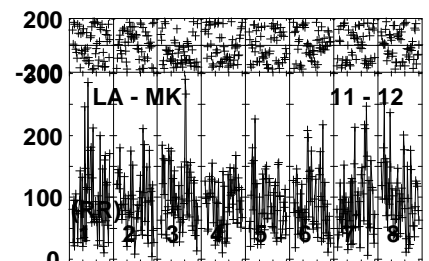
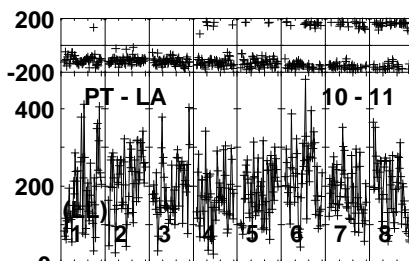
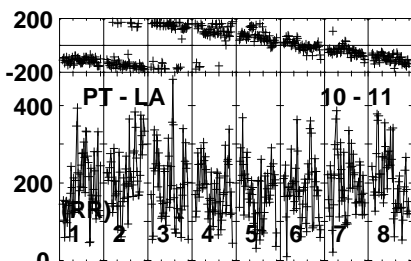
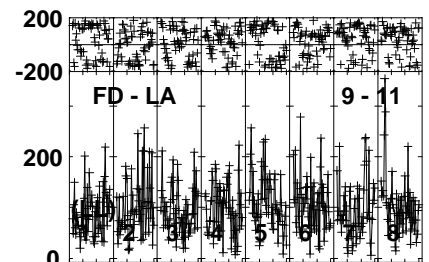
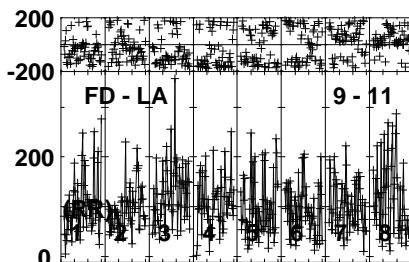
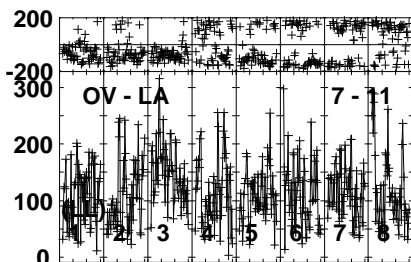
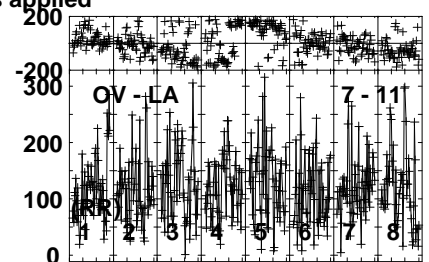
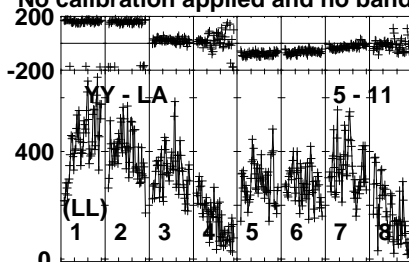
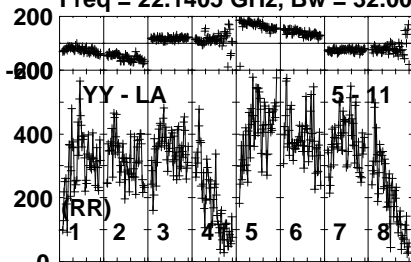
Lower frame: Micro Ampl Jy Top frame: Phas deg
Vector averaged cross-power spectrum Several baselines displayed
Timerange: 00/07:55:47 to 00/08:07:55

Plot file version 81 created 14-APR-2023 12:10:33

J0029+3456 GP060.UVDATA.1

Freq = 22.1405 GHz, Bw = 32.000 MH

No calibration applied and no bandpass applied



040040040040040040040040
Channels

040040040040040040040040
Channels

040040040040040040040040
Channels

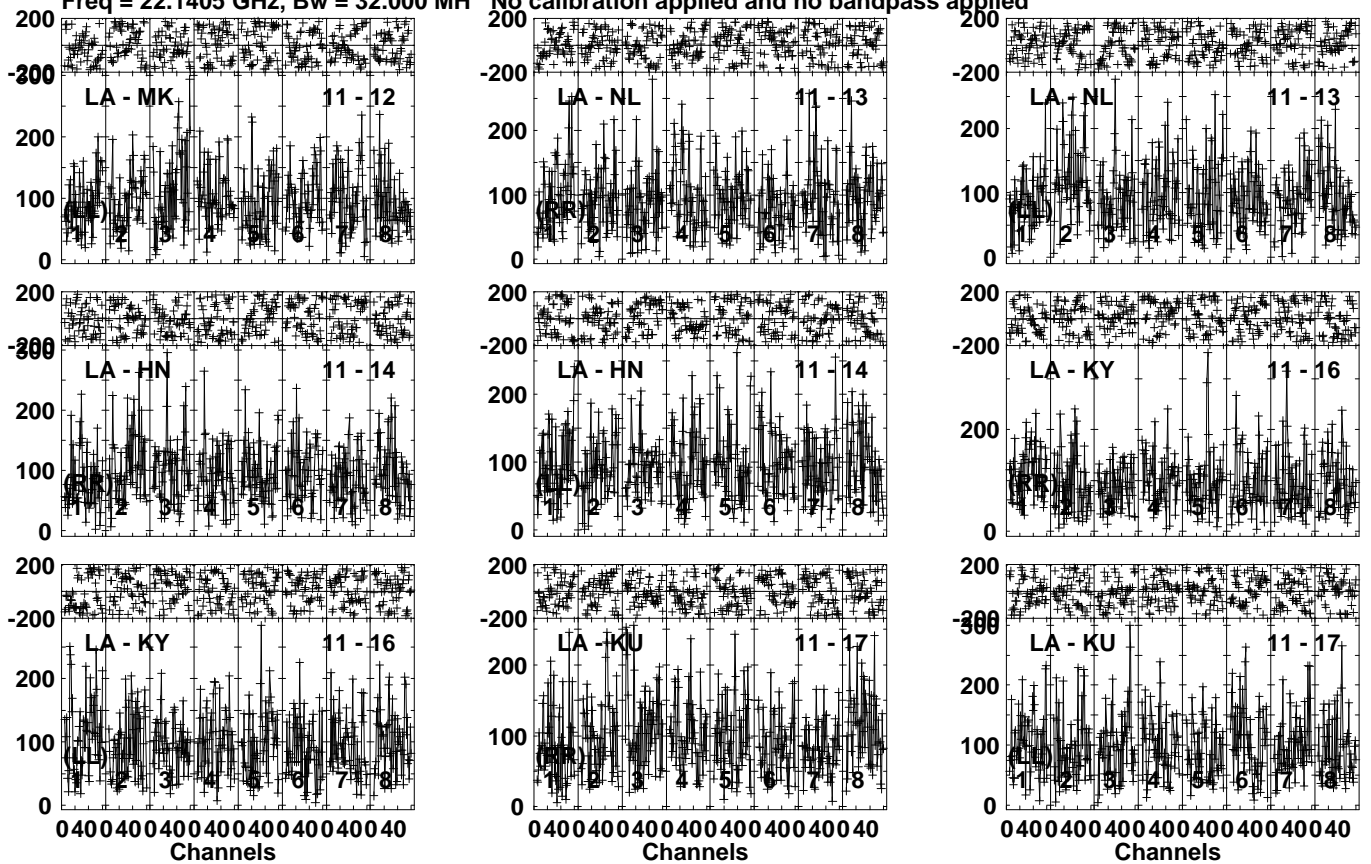
Lower frame: Micro Ampl Jy Top frame: Phas deg
Vector averaged cross-power spectrum Several baselines displayed
Timerange: 00/08:08:17 to 00/08:10:55

Plot file version 82 created 14-APR-2023 12:10:34

J0029+3456 GP060.UVDATA.1

Freq = 22.1405 GHz, Bw = 32.000 MH

No calibration applied and no bandpass applied



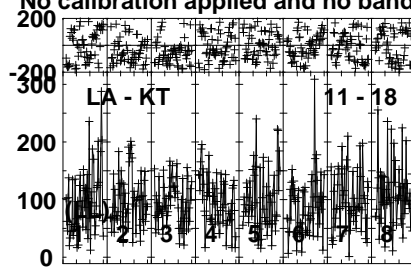
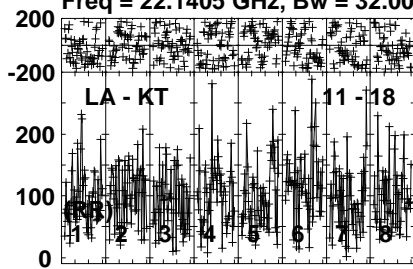
Lower frame: Micro Ampl Jy Top frame: Phas deg
Vector averaged cross-power spectrum Several baselines displayed
Timerange: 00/08:08:17 to 00/08:10:55

Plot file version 83 created 14-APR-2023 12:10:34

J0029+3456 GP060.UVDATA.1

Freq = 22.1405 GHz, Bw = 32.000 MH

No calibration applied and no bandpass applied



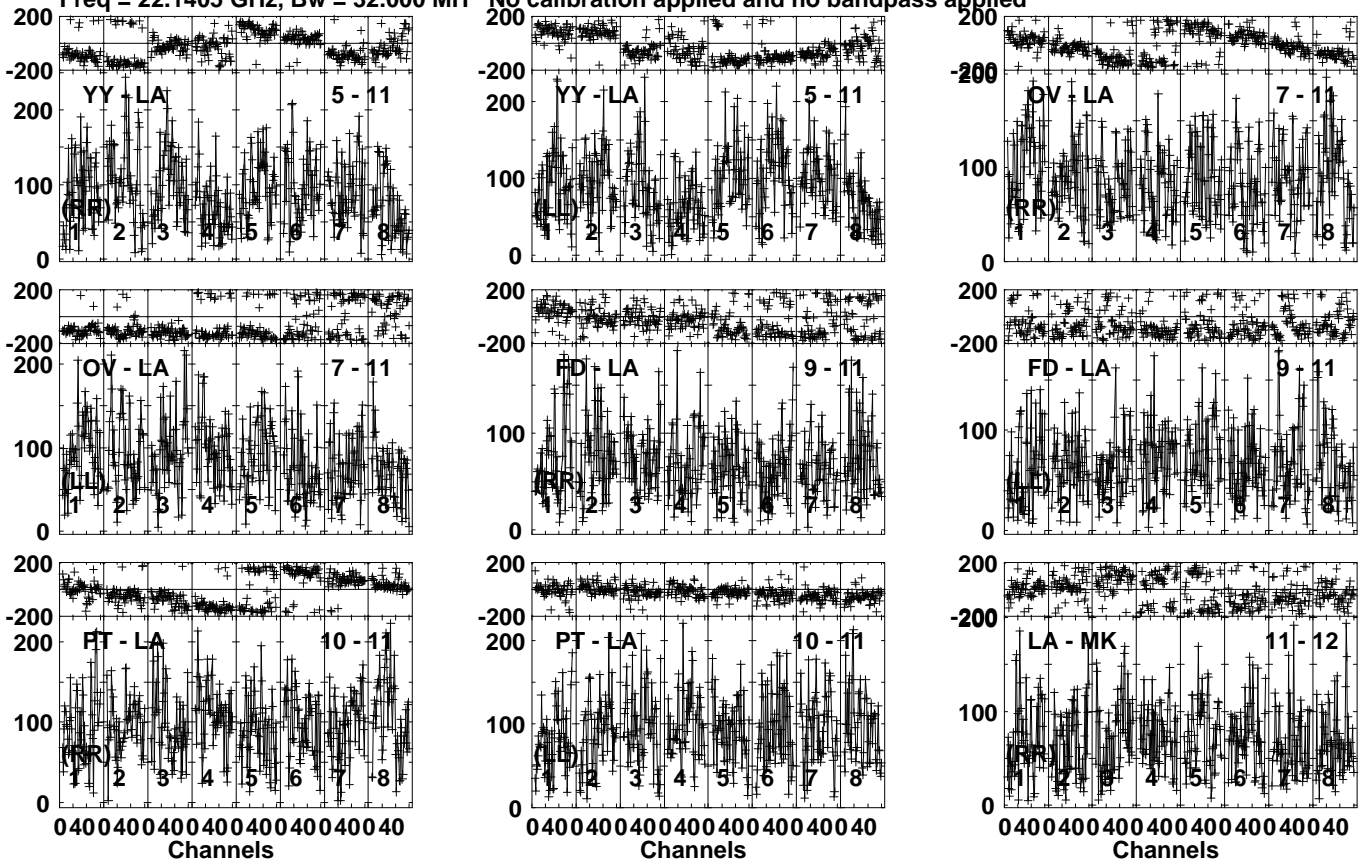
Lower frame: Micro Ampl Jy Top frame: Phas deg
Vector averaged cross-power spectrum Several baselines displayed
Timerange: 00/08:08:17 to 00/08:10:55

Plot file version 84 created 14-APR-2023 12:10:35

NGC0315 GP060.UVDATA.1

Freq = 22.1405 GHz, Bw = 32.000 MH

No calibration applied and no bandpass applied



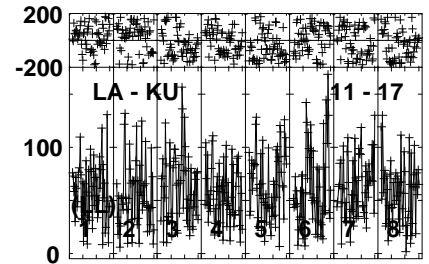
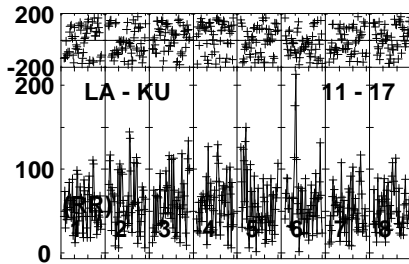
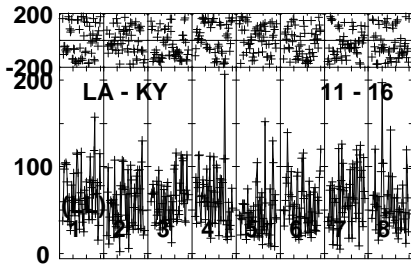
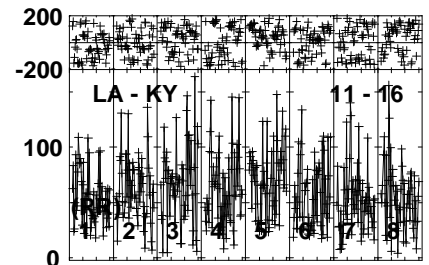
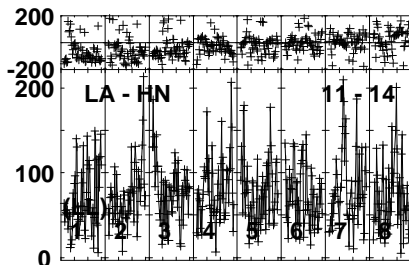
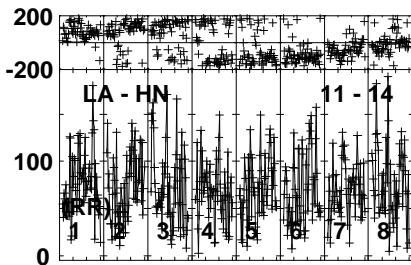
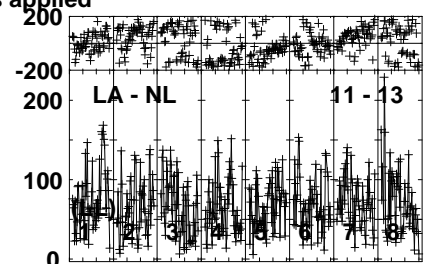
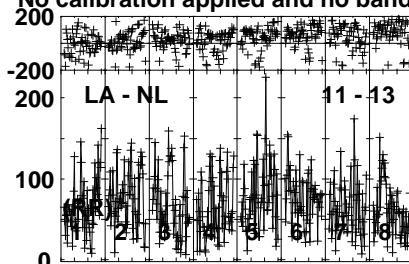
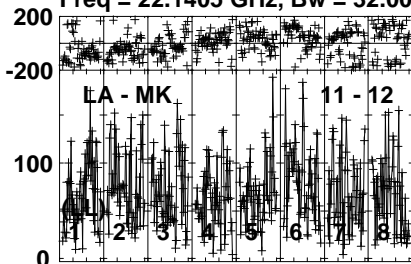
Lower frame: Micro Ampl Jy Top frame: Phas deg
 Vector averaged cross-power spectrum Several baselines displayed
 Timerange: 00/08:11:16 to 00/08:23:24

Plot file version 85 created 14-APR-2023 12:10:37

NGC0315 GP060.UVDATA.1

Freq = 22.1405 GHz, Bw = 32.000 MH

No calibration applied and no bandpass applied



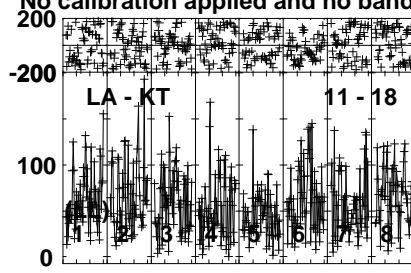
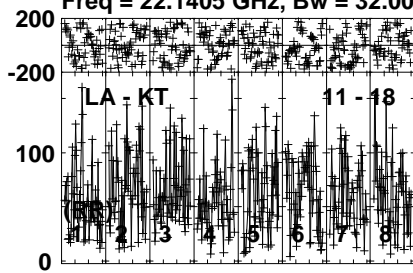
Lower frame: Micro Ampl Jy Top frame: Phas deg
Vector averaged cross-power spectrum Several baselines displayed
Timerange: 00/08:11:16 to 00/08:23:24

Plot file version 86 created 14-APR-2023 12:10:37

NGC0315 GP060.UVDATA.1

Freq = 22.1405 GHz, Bw = 32.000 MH

No calibration applied and no bandpass applied



Lower frame: Micro Ampl Jy Top frame: Phas deg

Vector averaged cross-power spectrum Several baselines displayed

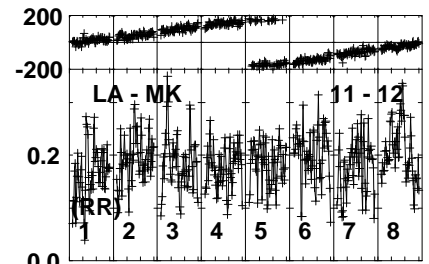
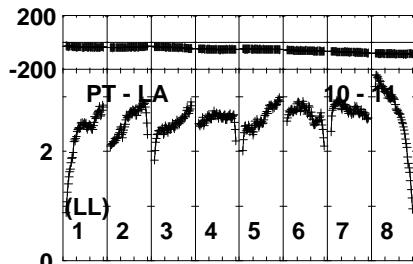
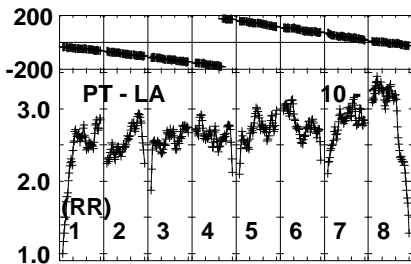
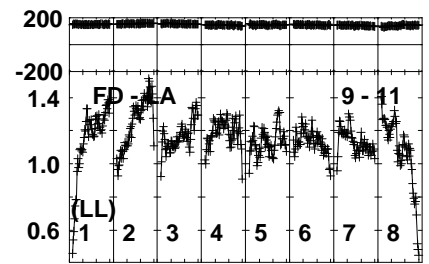
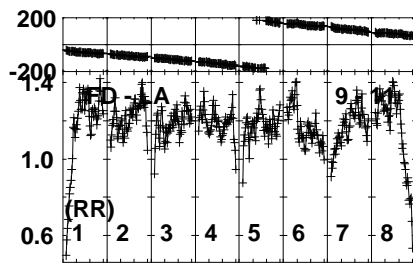
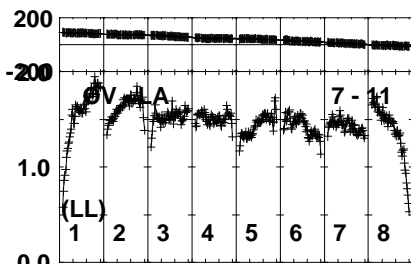
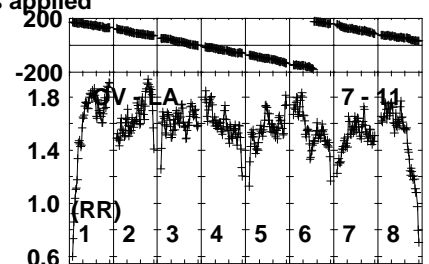
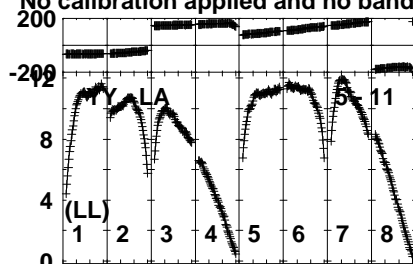
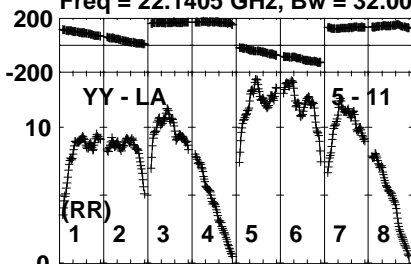
Timerange: 00/08:11:16 to 00/08:23:24

Plot file version 87 created 14-APR-2023 12:10:41

3C84 GP060.UVDATA.1

Freq = 22.1405 GHz, Bw = 32.000 MH

No calibration applied and no bandpass applied



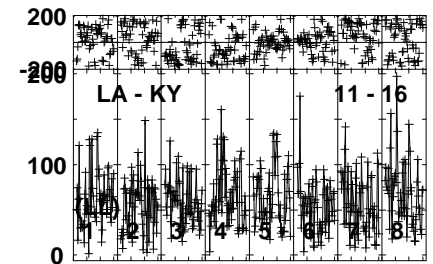
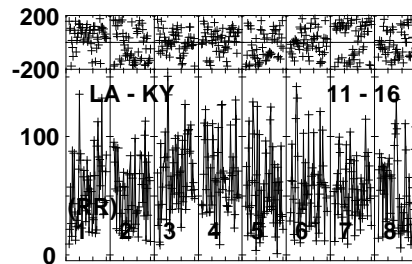
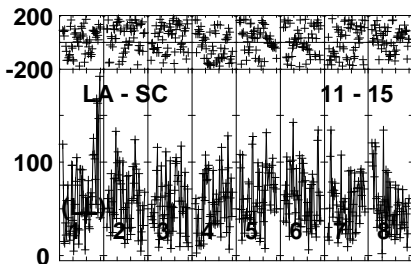
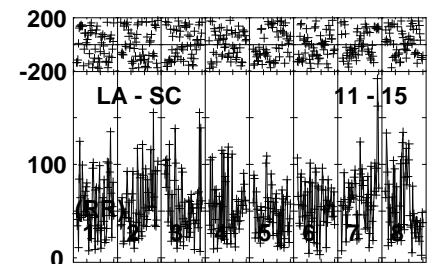
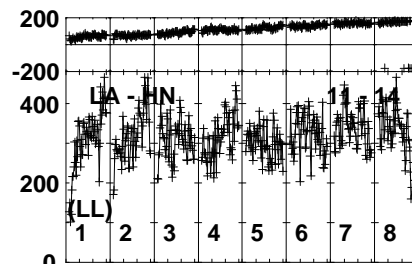
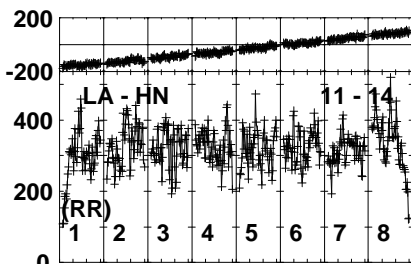
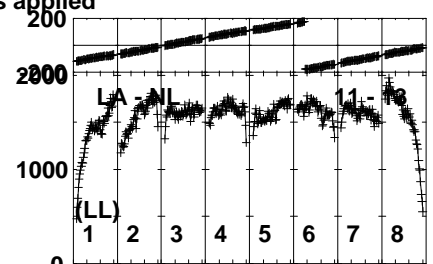
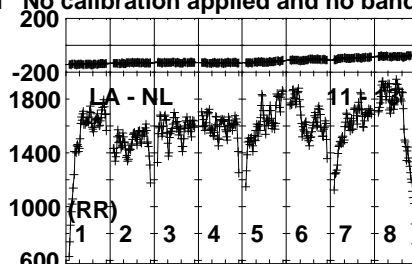
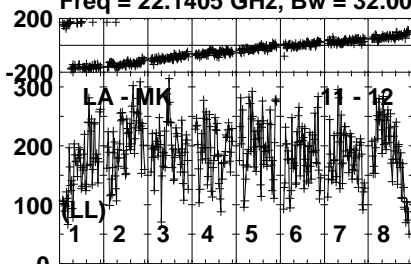
Lower frame: Milli Ampl Jy Top frame: Phas deg
Vector averaged cross-power spectrum Several baselines displayed
Timerange: 00/08:24:34 to 00/08:31:22

Plot file version 88 created 14-APR-2023 12:10:41

3C84 GP060.UVDATA.1

Freq = 22.1405 GHz, Bw = 32.000 MH

No calibration applied and no bandpass applied



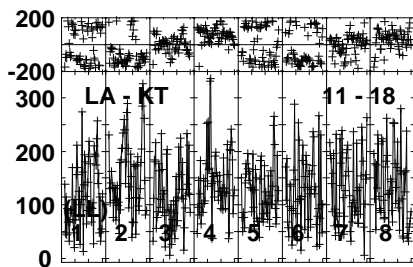
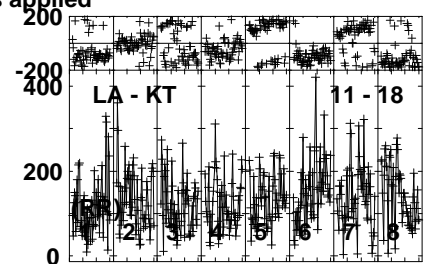
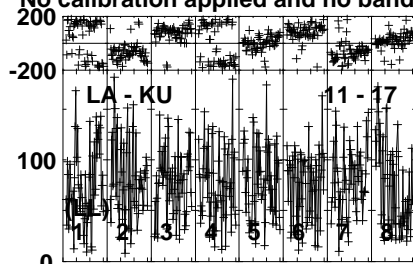
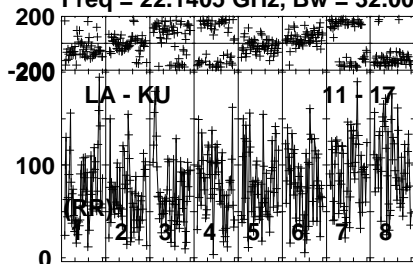
Lower frame: Micro Ampl Jy Top frame: Phas deg
Vector averaged cross-power spectrum Several baselines displayed
Timerange: 00/08:24:34 to 00/08:31:22

Plot file version 89 created 14-APR-2023 12:10:42

3C84 GP060.UVDATA.1

Freq = 22.1405 GHz, Bw = 32.000 MH

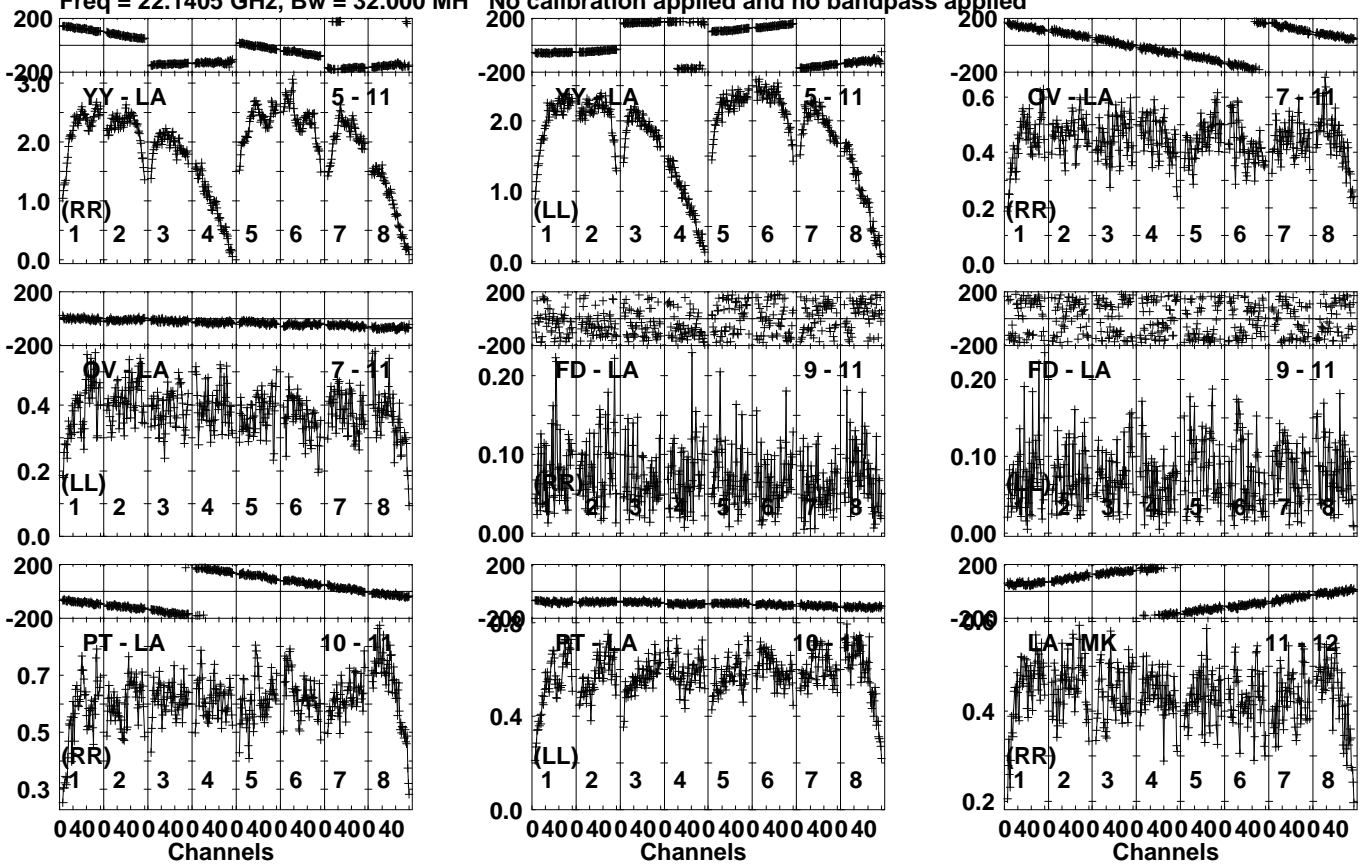
No calibration applied and no bandpass applied



Lower frame: Micro Ampl Jy Top frame: Phas deg
Vector averaged cross-power spectrum Several baselines displayed
Timerange: 00/08:24:34 to 00/08:31:22

Plot file version 90 created 14-APR-2023 12:10:44
 0235+164 GP060.UVDATA.1
 Freq = 22.1405 GHz, Bw = 32.000 MH

No calibration applied and no bandpass applied



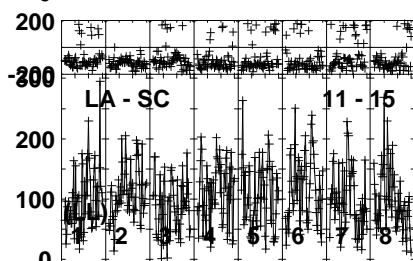
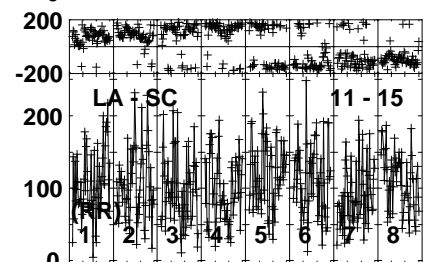
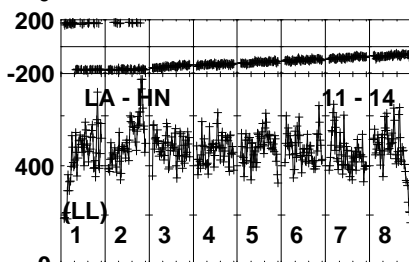
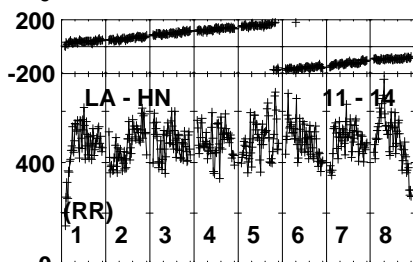
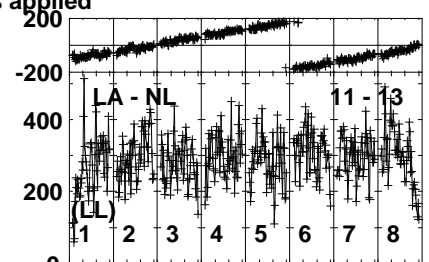
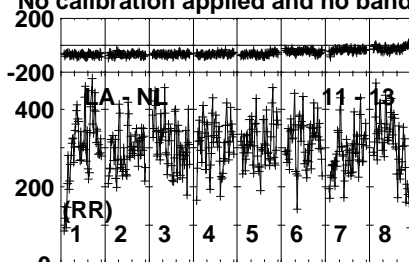
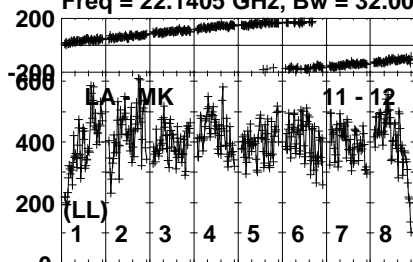
Lower frame: Milli Ampl Jy Top frame: Phas deg
 Vector averaged cross-power spectrum Several baselines displayed
 Timerange: 00/08:32:25 to 00/08:39:23

Plot file version 91 created 14-APR-2023 12:10:45

0235+164 GP060.UVDATA.1

Freq = 22.1405 GHz, Bw = 32.000 MH

No calibration applied and no bandpass applied



040040040040040040040040
Channels

Lower frame: Micro Ampl Jy Top frame: Phas deg

Vector averaged cross-power spectrum Several baselines displayed

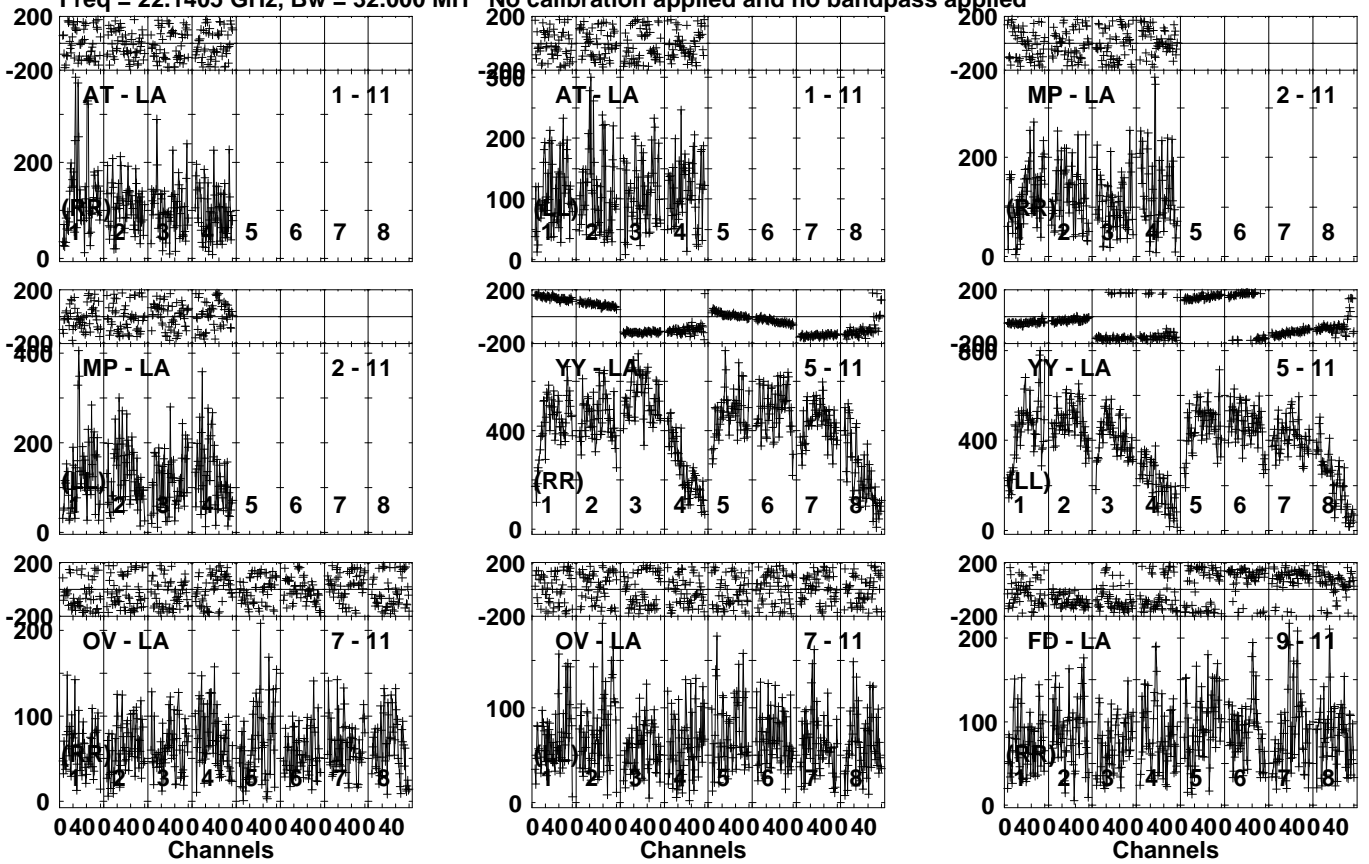
Timerange: 00/08:32:25 to 00/08:39:23

Plot file version 92 created 14-APR-2023 12:10:47

J0029+3456 GP060.UVDATA.1

Freq = 22.1405 GHz, Bw = 32.000 MH

No calibration applied and no bandpass applied



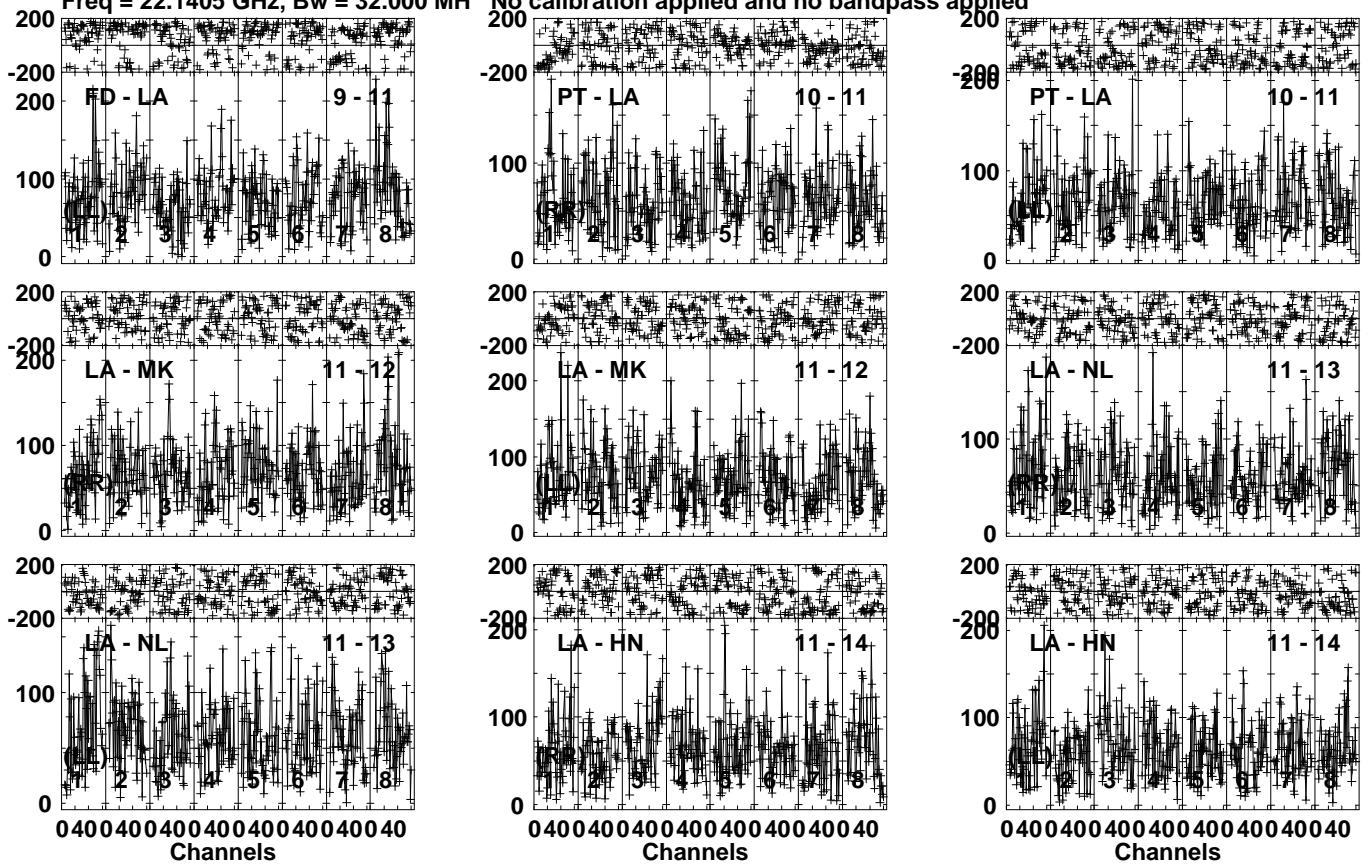
Lower frame: Micro Ampl Jy Top frame: Phas deg
Vector averaged cross-power spectrum Several baselines displayed
Timerange: 00/08:40:14 to 00/08:46:02

Plot file version 93 created 14-APR-2023 12:10:49

J0029+3456 GP060.UVDATA.1

Freq = 22.1405 GHz, Bw = 32.000 MH

No calibration applied and no bandpass applied



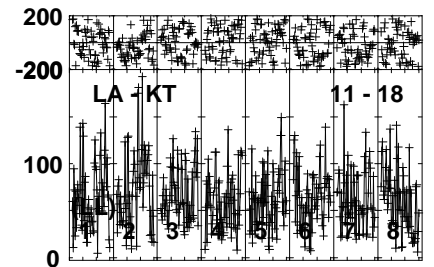
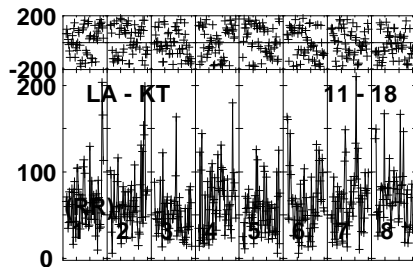
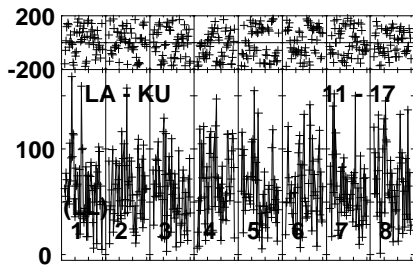
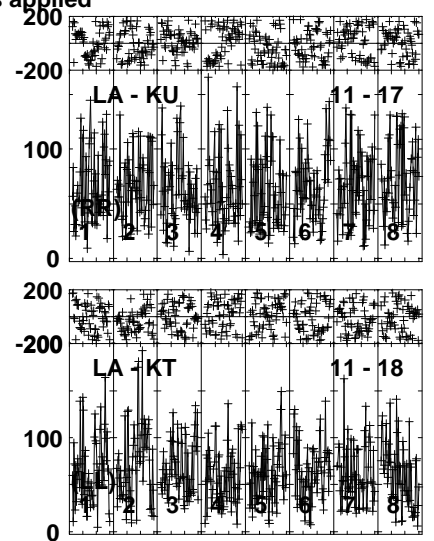
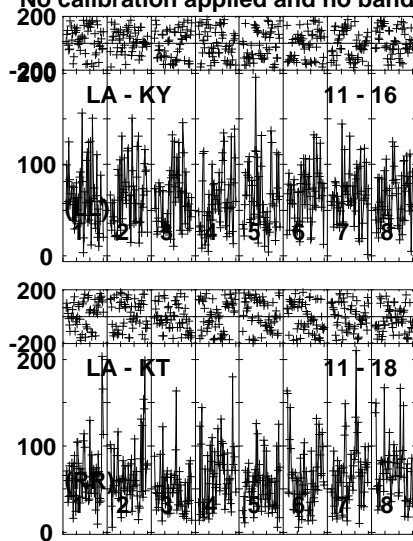
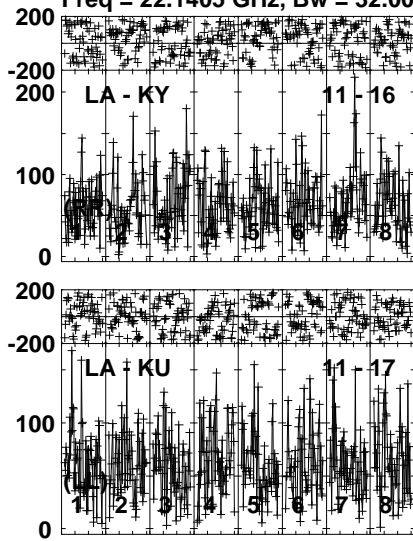
Lower frame: Micro Ampl Jy Top frame: Phas deg
Vector averaged cross-power spectrum Several baselines displayed
Timerange: 00/08:40:14 to 00/08:46:02

Plot file version 94 created 14-APR-2023 12:10:50

J0029+3456 GP060.UVDATA.1

Freq = 22.1405 GHz, Bw = 32.000 MH

No calibration applied and no bandpass applied



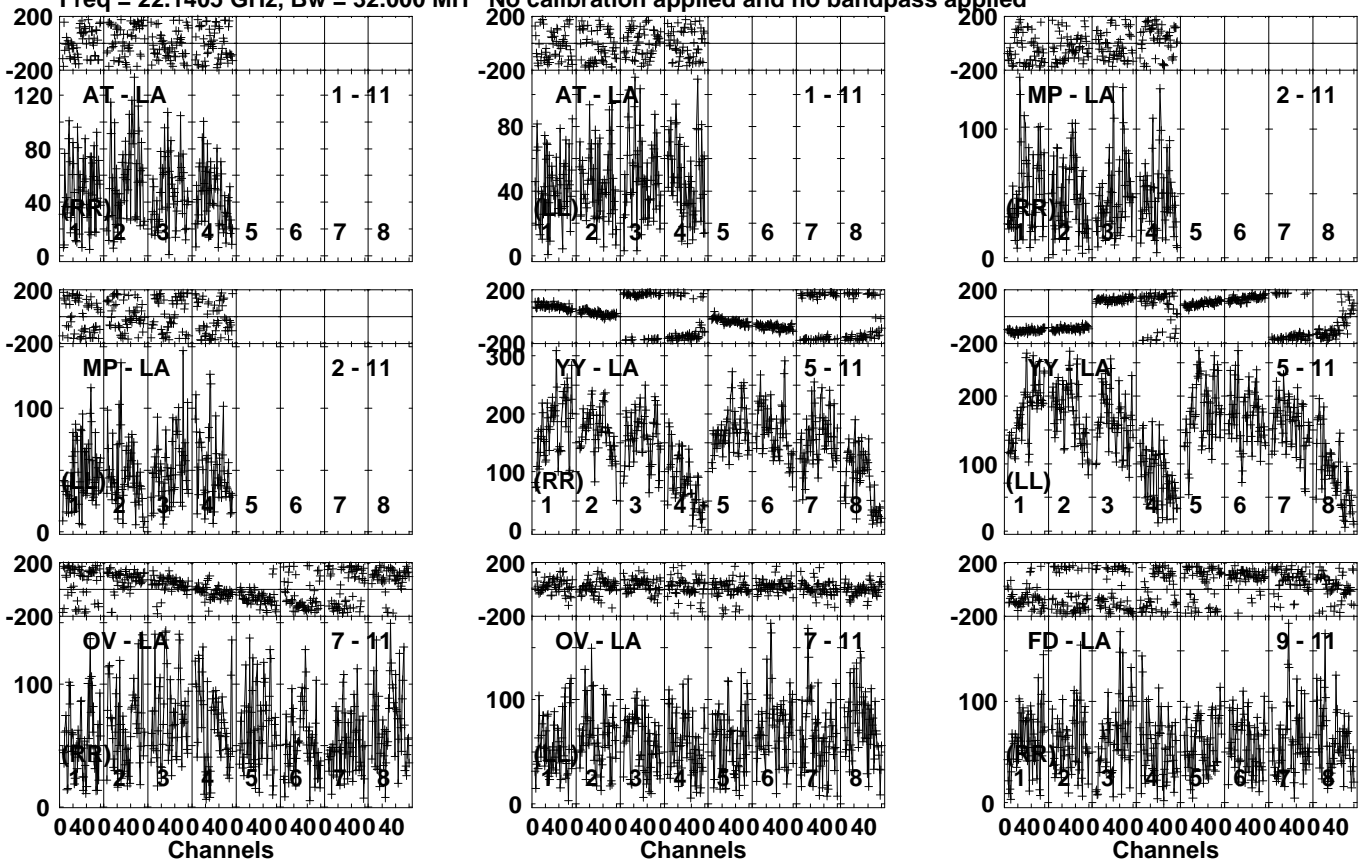
Lower frame: Micro Ampl Jy Top frame: Phas deg
Vector averaged cross-power spectrum Several baselines displayed
Timerange: 00/08:40:14 to 00/08:46:02

Plot file version 95 created 14-APR-2023 12:10:53

NGC0315 GP060.UVDATA.1

Freq = 22.1405 GHz, Bw = 32.000 MH

No calibration applied and no bandpass applied



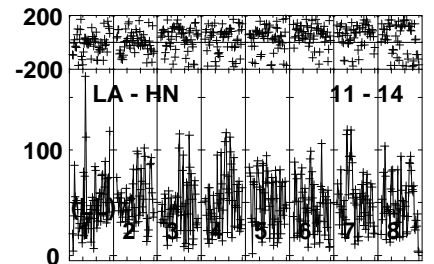
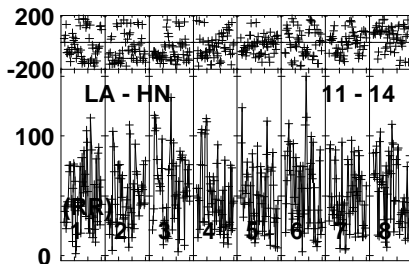
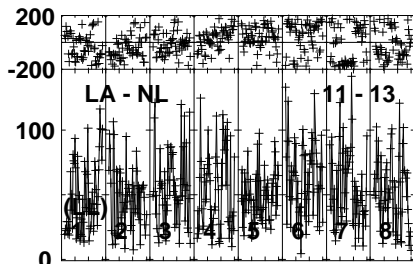
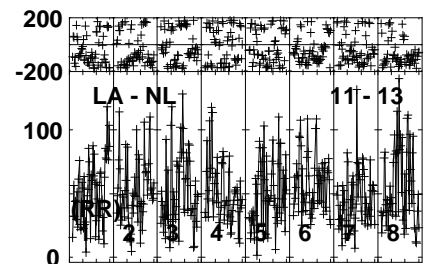
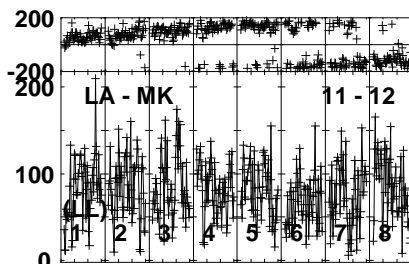
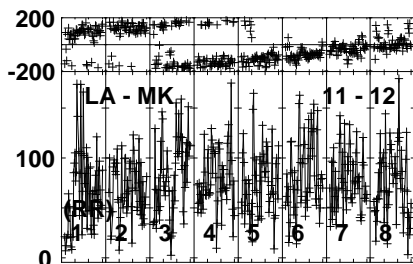
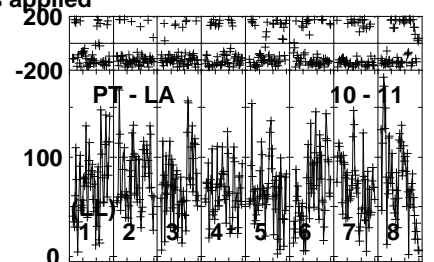
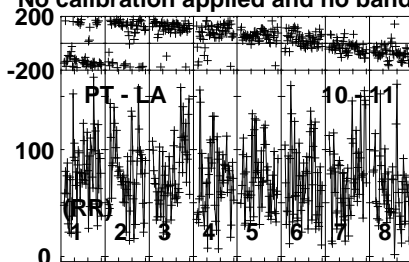
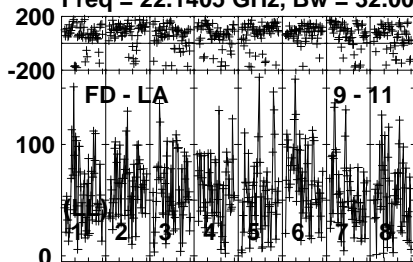
Lower frame: Micro Ampl Jy Top frame: Phas deg
Vector averaged cross-power spectrum Several baselines displayed
Timerange: 00/08:46:23 to 00/08:58:31

Plot file version 96 created 14-APR-2023 12:10:55

NGC0315 GP060.UVDATA.1

Freq = 22.1405 GHz, Bw = 32.000 MH

No calibration applied and no bandpass applied



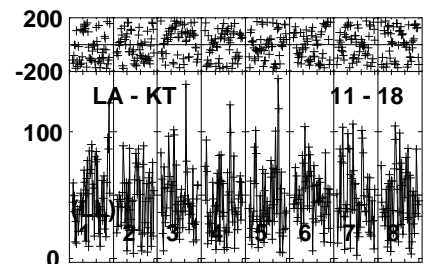
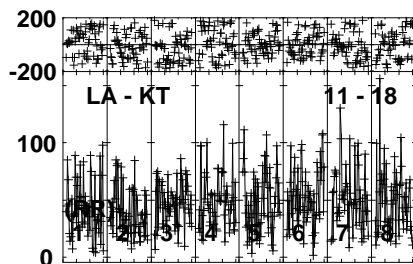
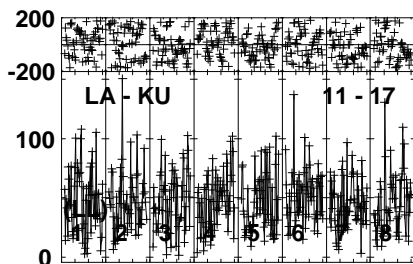
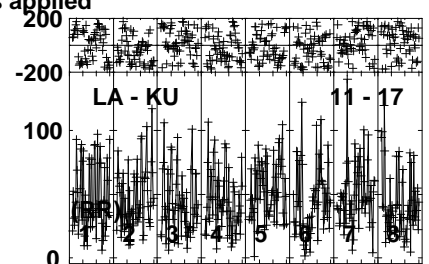
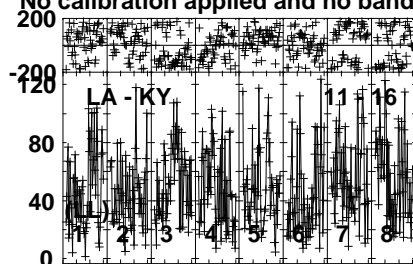
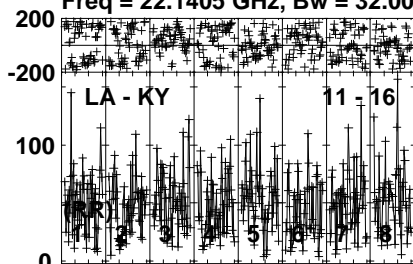
Lower frame: Micro Ampl Jy Top frame: Phas deg
Vector averaged cross-power spectrum Several baselines displayed
Timerange: 00/08:46:23 to 00/08:58:31

Plot file version 97 created 14-APR-2023 12:10:56

NGC0315 GP060.UVDATA.1

Freq = 22.1405 GHz, Bw = 32.000 MH

No calibration applied and no bandpass applied



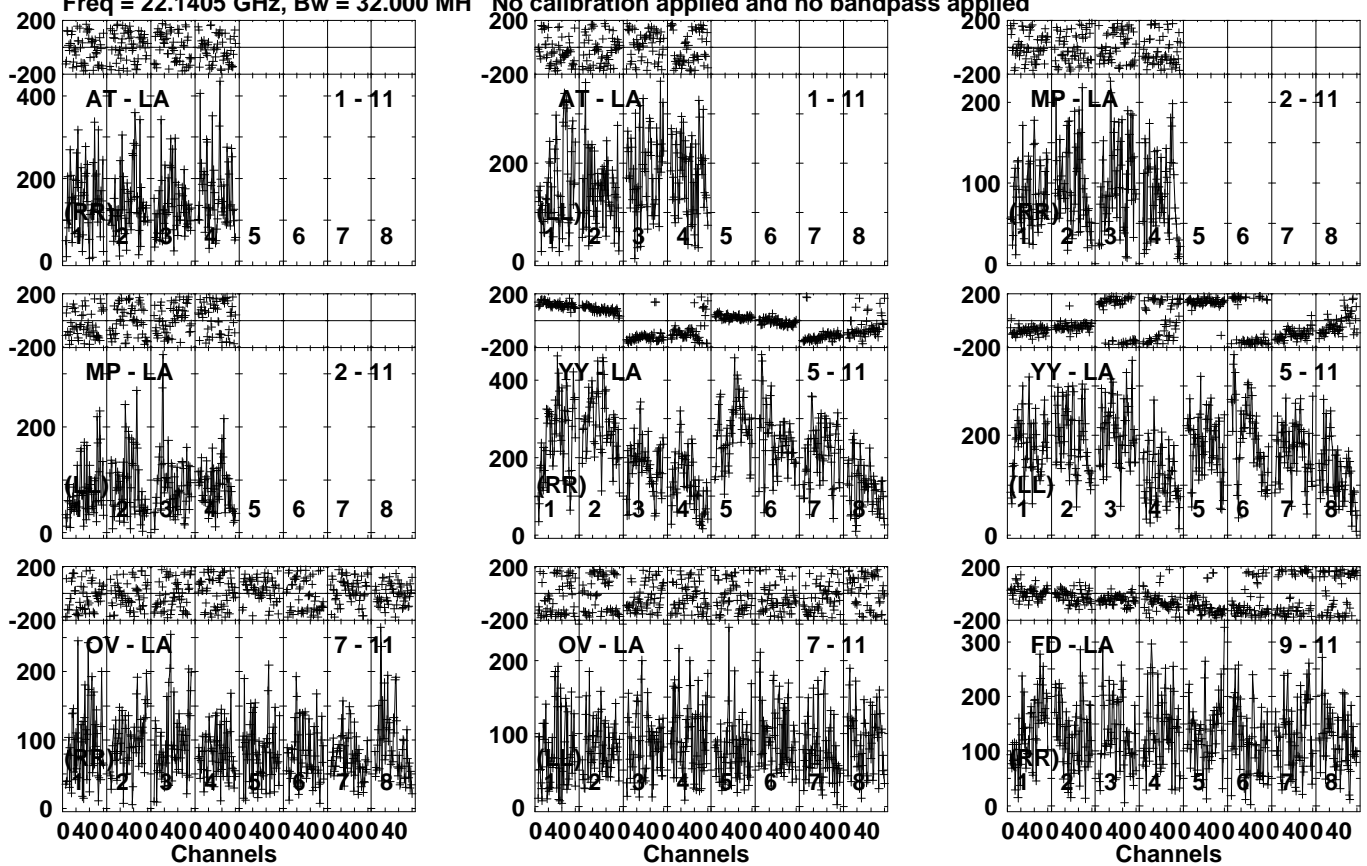
Lower frame: Micro Ampl Jy Top frame: Phas deg
Vector averaged cross-power spectrum Several baselines displayed
Timerange: 00/08:46:23 to 00/08:58:31

Plot file version 98 created 14-APR-2023 12:10:59

J0029+3456 GP060.UVDATA.1

Freq = 22.1405 GHz, Bw = 32.000 MH

No calibration applied and no bandpass applied



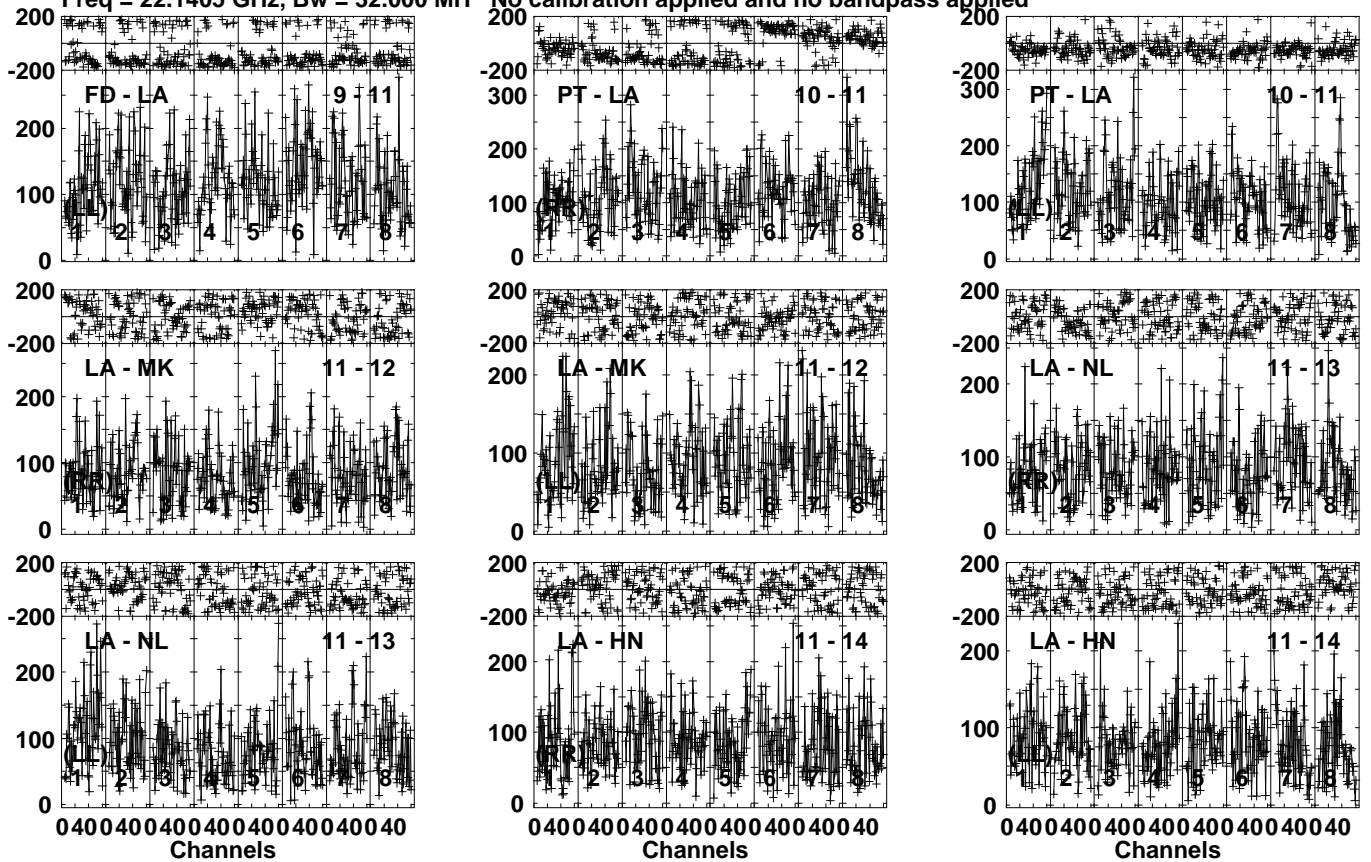
Lower frame: Micro Ampl Jy Top frame: Phas deg
Vector averaged cross-power spectrum Several baselines displayed
Timerange: 00/08:58:51 to 00/09:01:59

Plot file version 99 created 14-APR-2023 12:11:01

J0029+3456 GP060.UVDATA.1

Freq = 22.1405 GHz, Bw = 32.000 MH

No calibration applied and no bandpass applied



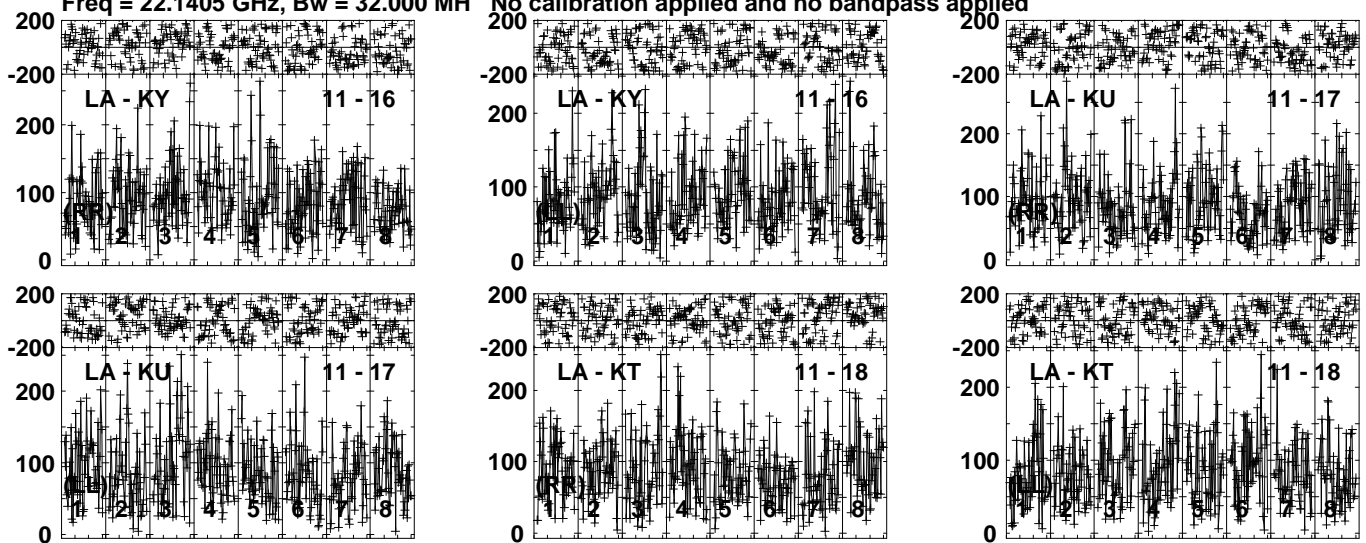
Lower frame: Micro Ampl Jy Top frame: Phas deg
Vector averaged cross-power spectrum Several baselines displayed
Timerange: 00/08:58:51 to 00/09:01:59

Plot file version 100 created 14-APR-2023 12:11:02

J0029+3456 GP060.UVDATA.1

Freq = 22.1405 GHz, Bw = 32.000 MH

No calibration applied and no bandpass applied



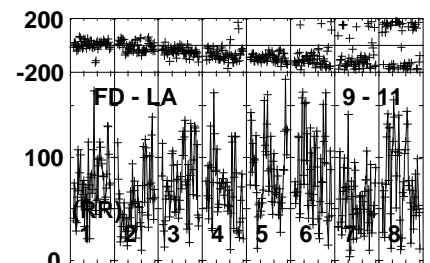
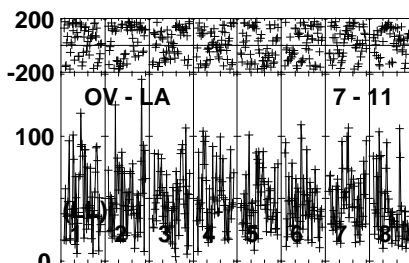
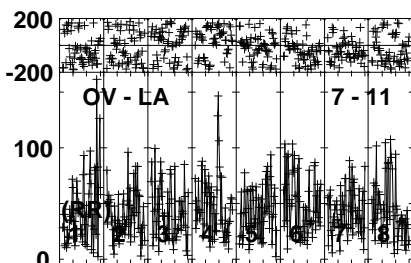
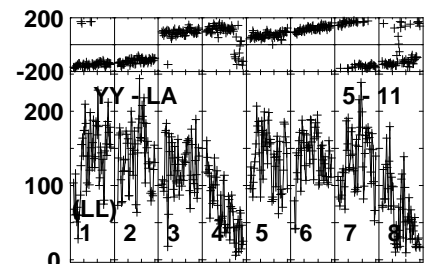
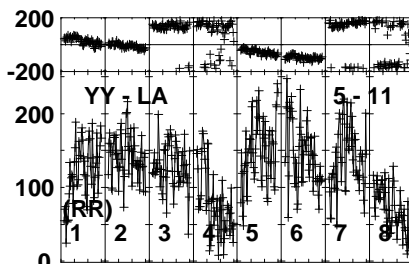
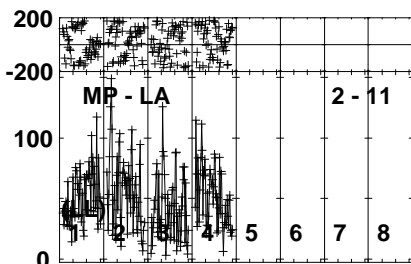
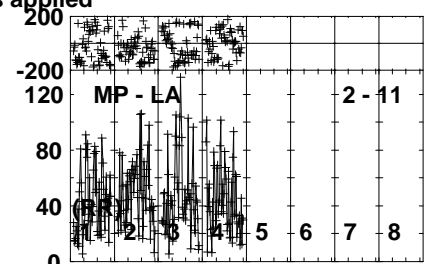
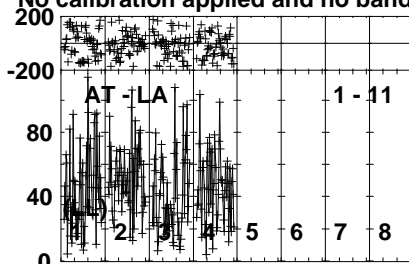
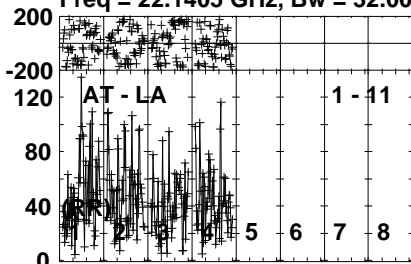
Lower frame: Micro Ampl Jy Top frame: Phas deg
Vector averaged cross-power spectrum Several baselines displayed
Timerange: 00/08:58:51 to 00/09:01:59

Plot file version 101 created 14-APR-2023 12:11:05

NGC0315 GP060.UVDATA.1

Freq = 22.1405 GHz, Bw = 32.000 MH

No calibration applied and no bandpass applied



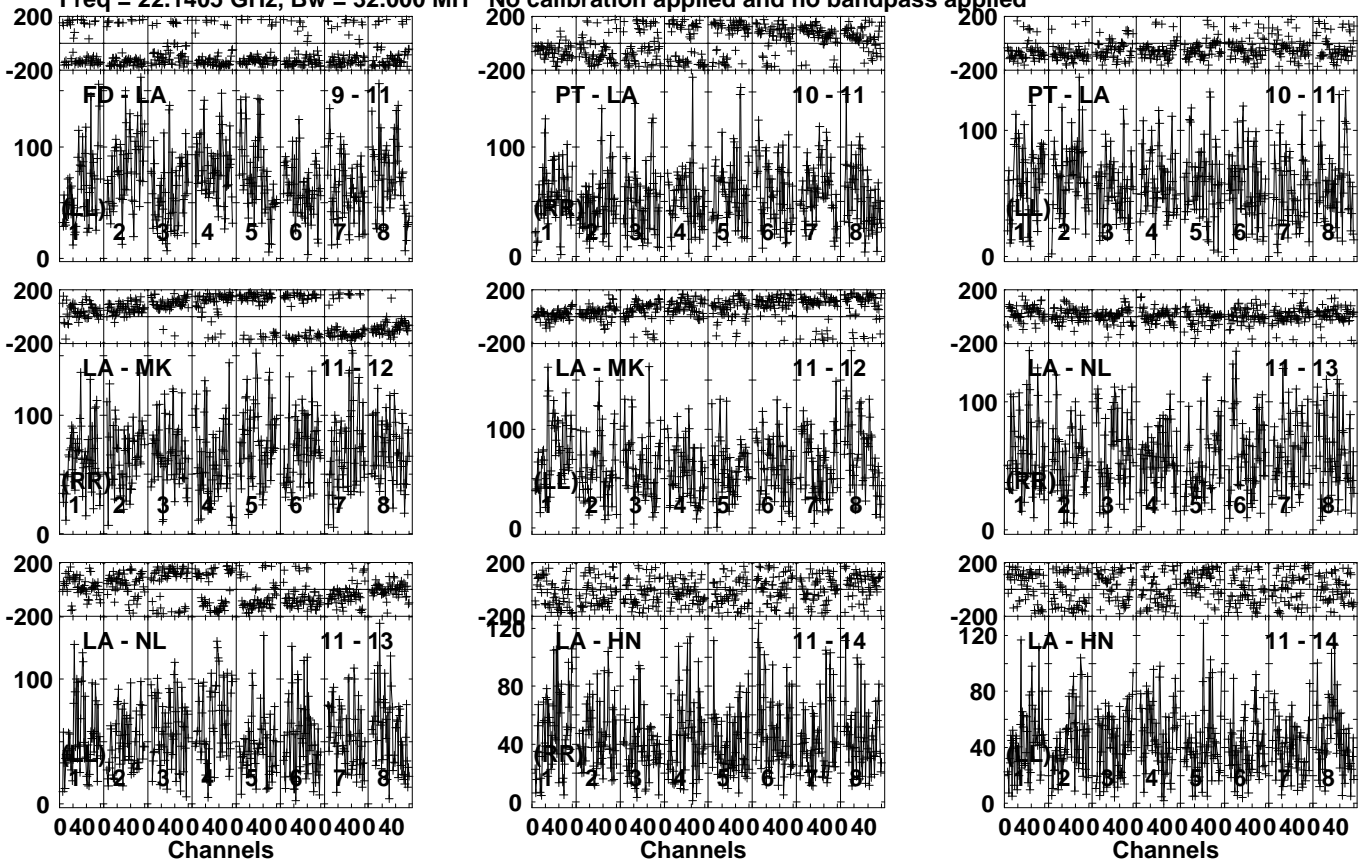
Lower frame: Micro Ampl Jy Top frame: Phas deg
Vector averaged cross-power spectrum Several baselines displayed
Timerange: 00/09:02:20 to 00/09:14:28

Plot file version 102 created 14-APR-2023 12:11:07

NGC0315 GP060.UVDATA.1

Freq = 22.1405 GHz, Bw = 32.000 MH

No calibration applied and no bandpass applied



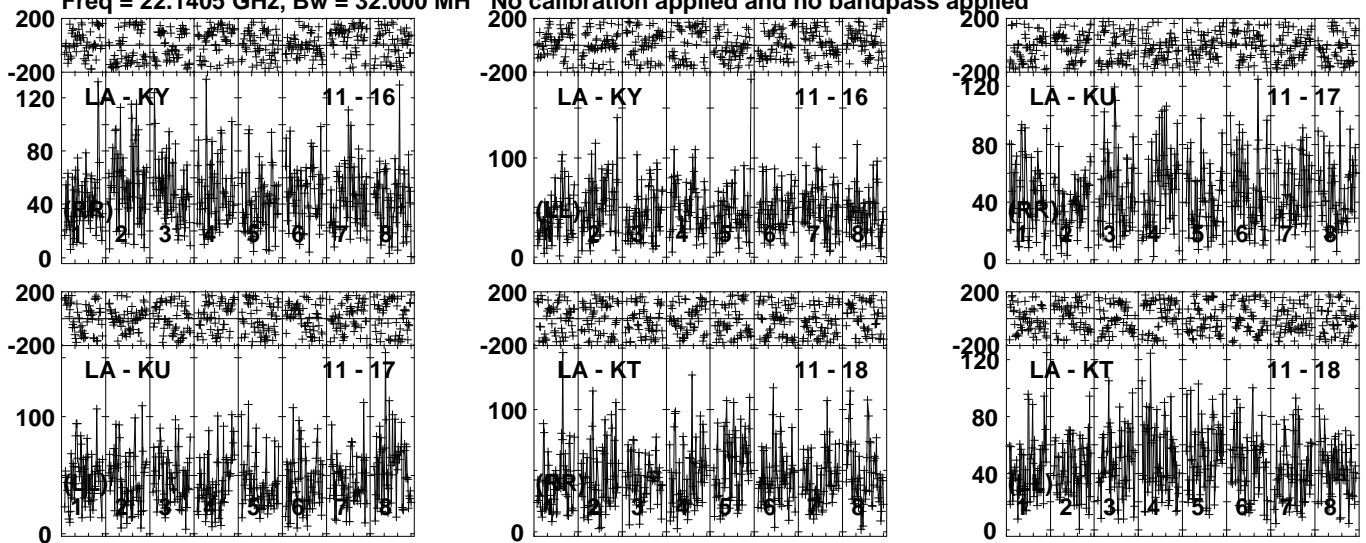
Lower frame: Micro Ampl Jy Top frame: Phas deg
Vector averaged cross-power spectrum Several baselines displayed
Timerange: 00/09:02:20 to 00/09:14:28

Plot file version 103 created 14-APR-2023 12:11:08

NGC0315 GP060.UVDATA.1

Freq = 22.1405 GHz, Bw = 32.000 MH

No calibration applied and no bandpass applied



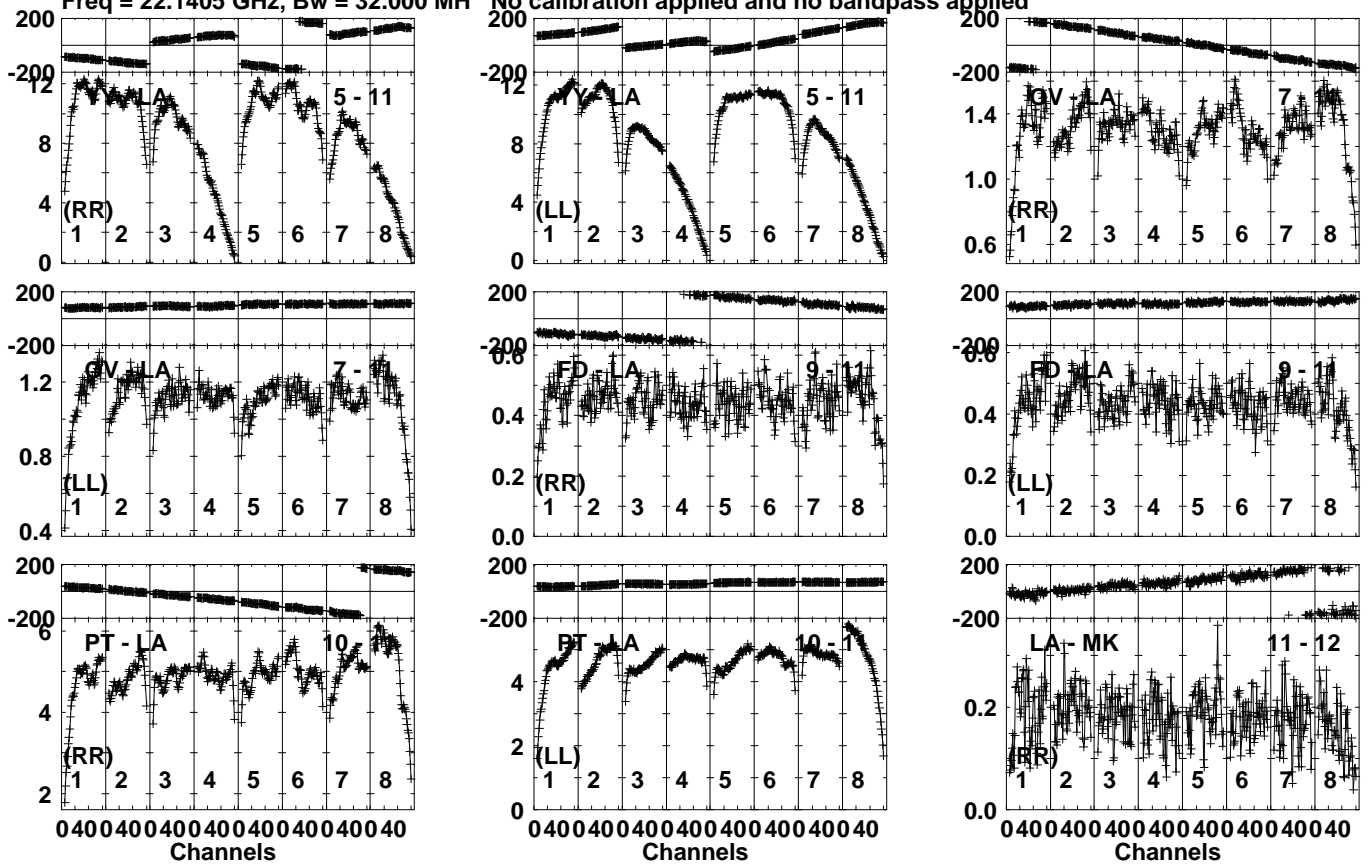
Lower frame: Micro Ampl Jy Top frame: Phas deg
Vector averaged cross-power spectrum Several baselines displayed
Timerange: 00/09:02:20 to 00/09:14:28

Plot file version 104 created 14-APR-2023 12:11:12

3C84 GP060.UVDATA.1

Freq = 22.1405 GHz, Bw = 32.000 MH

No calibration applied and no bandpass applied



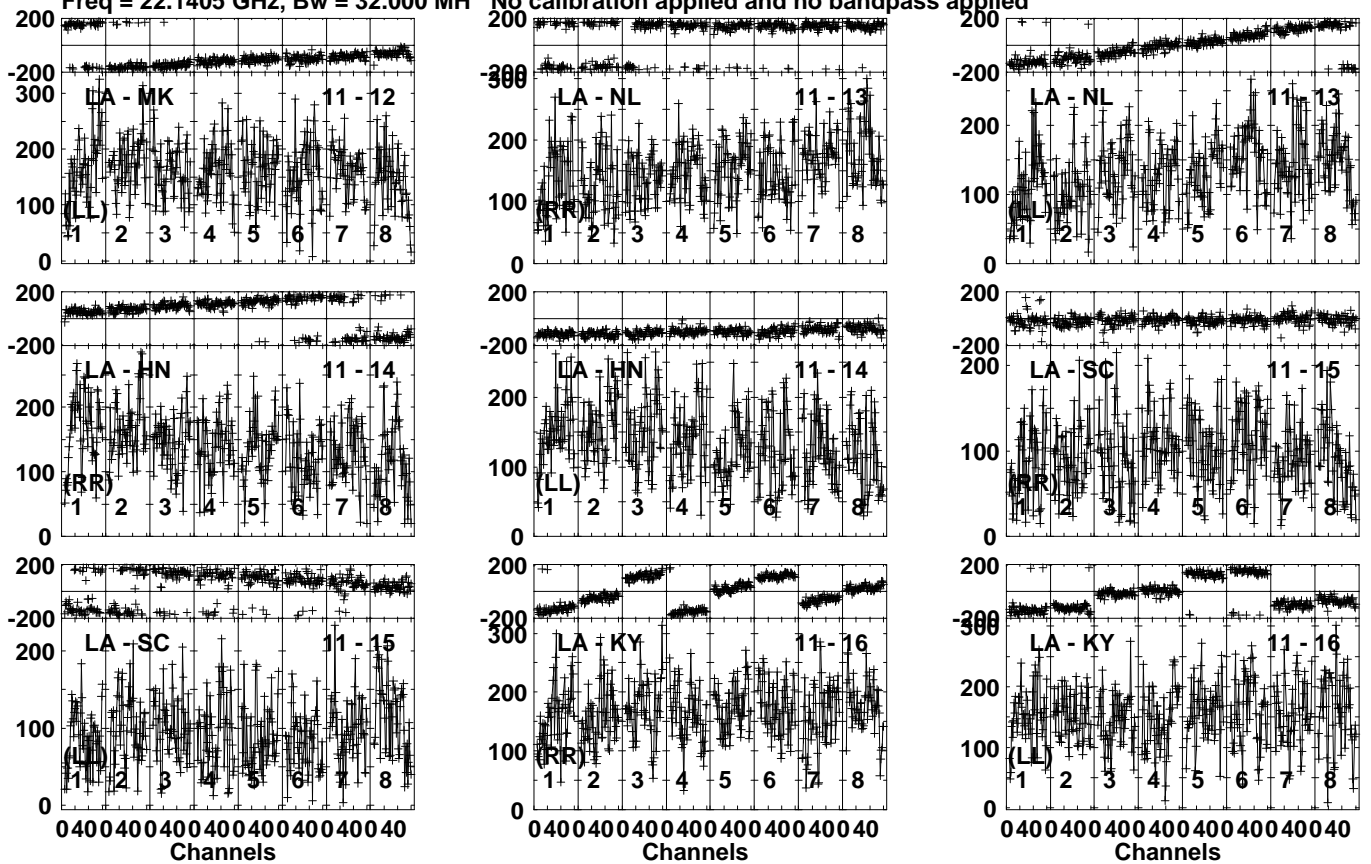
Lower frame: Milli Ampl Jy Top frame: Phas deg
 Vector averaged cross-power spectrum Several baselines displayed
 Timerange: 00/09:15:41 to 00/09:22:29

Plot file version 105 created 14-APR-2023 12:11:13

3C84 GP060.UVDATA.1

Freq = 22.1405 GHz, Bw = 32.000 MH

No calibration applied and no bandpass applied



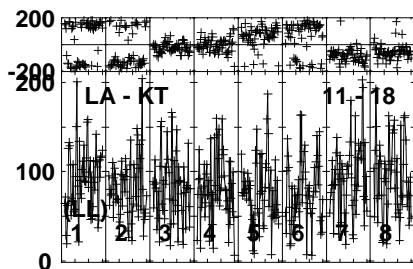
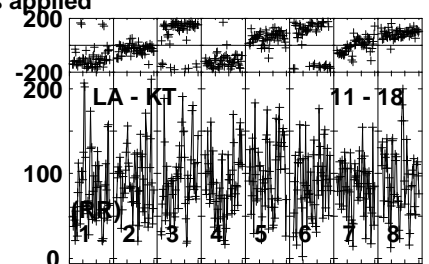
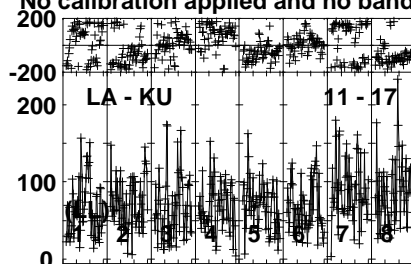
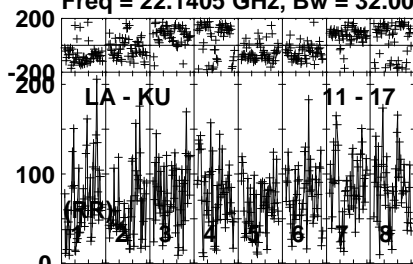
Lower frame: Micro Ampl Jy Top frame: Phas deg
Vector averaged cross-power spectrum Several baselines displayed
Timerange: 00/09:15:41 to 00/09:22:29

Plot file version 106 created 14-APR-2023 12:11:14

3C84 GP060.UVDATA.1

Freq = 22.1405 GHz, Bw = 32.000 MH

No calibration applied and no bandpass applied



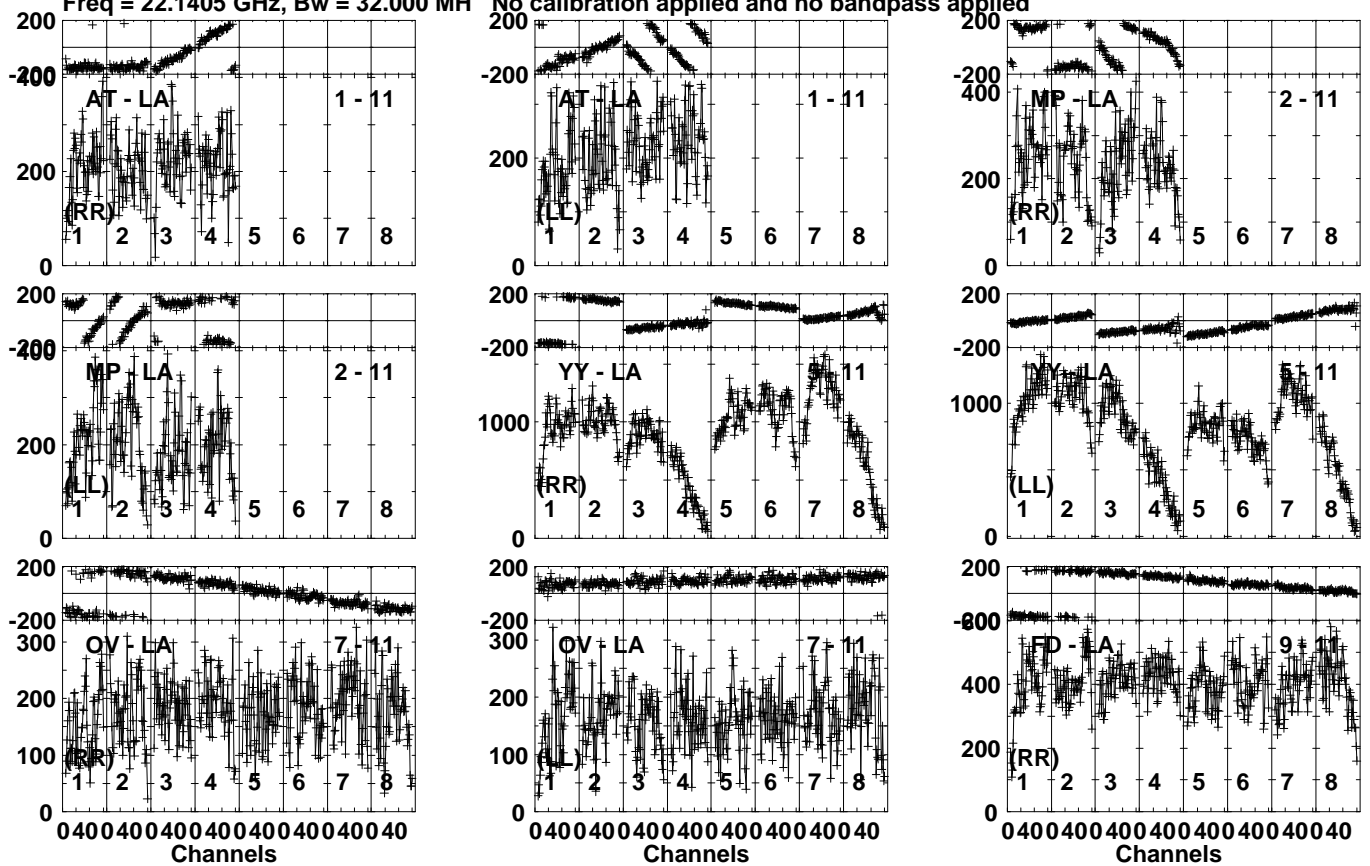
Lower frame: Micro Ampl Jy Top frame: Phas deg
Vector averaged cross-power spectrum Several baselines displayed
Timerange: 00/09:15:41 to 00/09:22:29

Plot file version 107 created 14-APR-2023 12:11:16

0235+164 GP060.UVDATA.1

Freq = 22.1405 GHz, Bw = 32.000 MH

No calibration applied and no bandpass applied



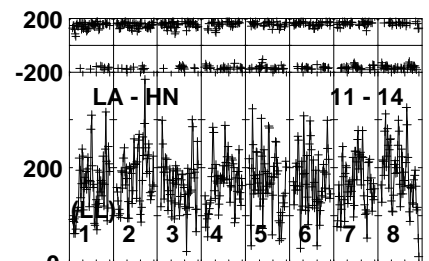
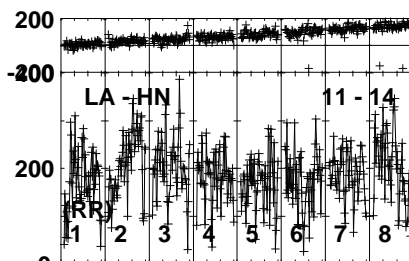
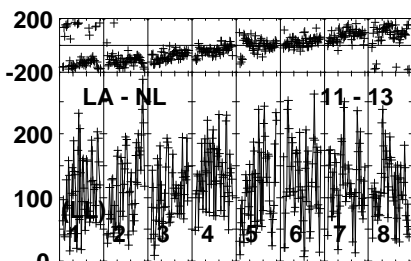
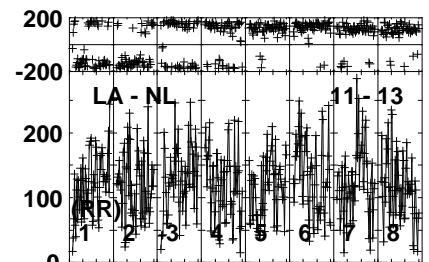
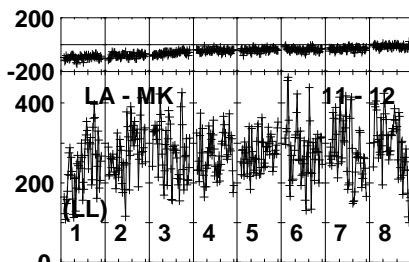
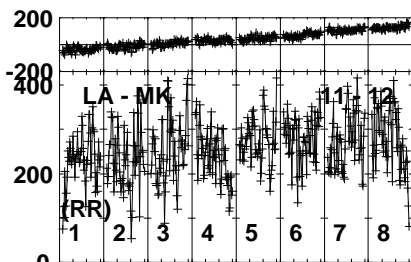
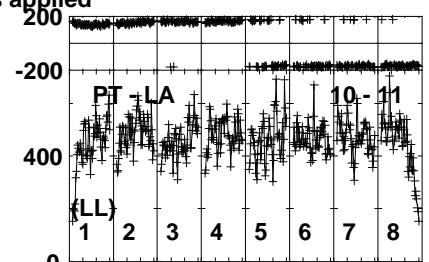
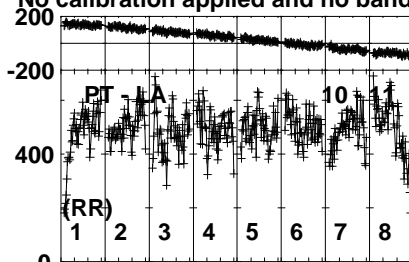
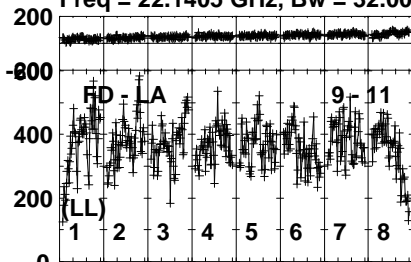
Lower frame: Micro Ampl Jy Top frame: Phas deg
Vector averaged cross-power spectrum Several baselines displayed
Timerange: 00/09:23:27 to 00/09:30:15

Plot file version 108 created 14-APR-2023 12:11:17

0235+164 GP060.UVDATA.1

Freq = 22.1405 GHz, Bw = 32.000 MH

No calibration applied and no bandpass applied



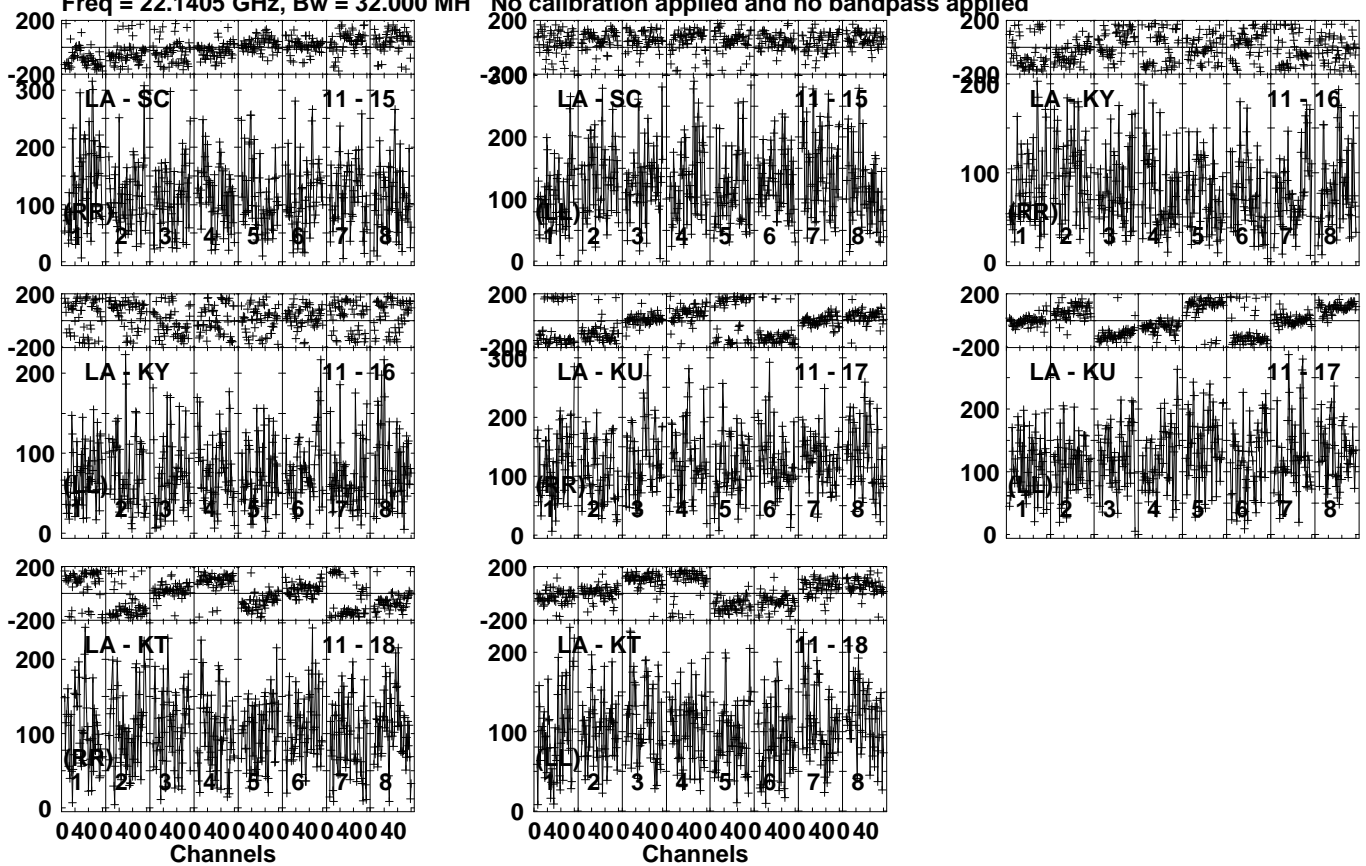
Lower frame: Micro Ampl Jy Top frame: Phas deg
Vector averaged cross-power spectrum Several baselines displayed
Timerange: 00/09:23:27 to 00/09:30:15

Plot file version 109 created 14-APR-2023 12:11:18

0235+164 GP060.UVDATA.1

Freq = 22.1405 GHz, Bw = 32.000 MH

No calibration applied and no bandpass applied



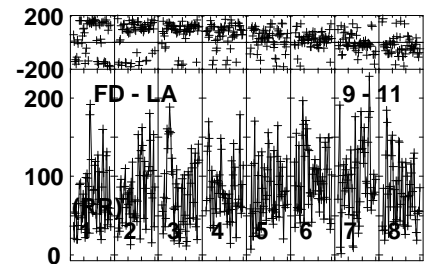
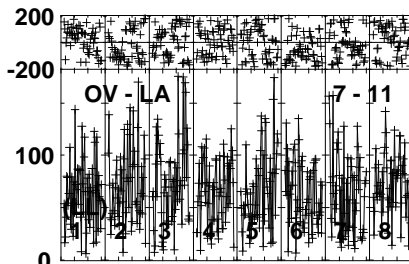
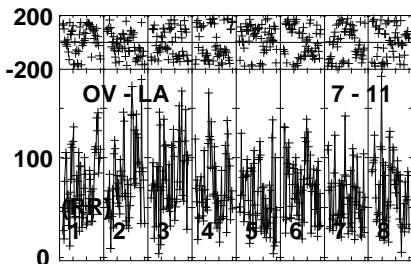
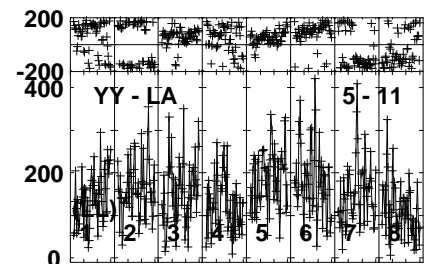
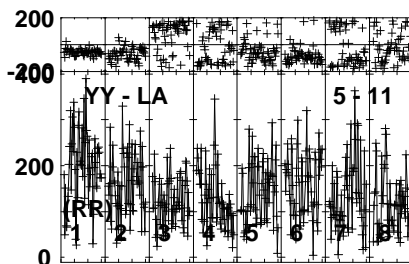
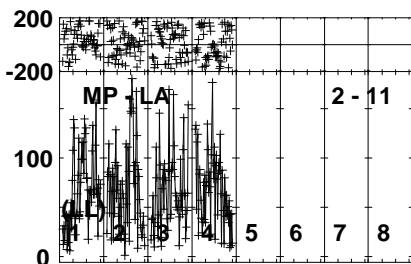
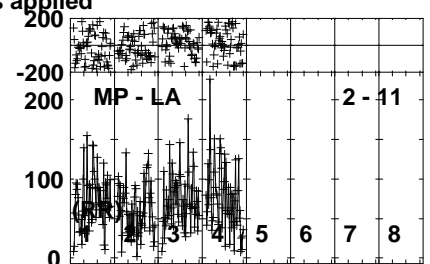
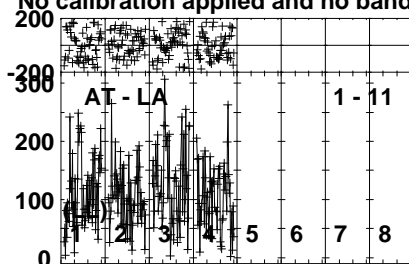
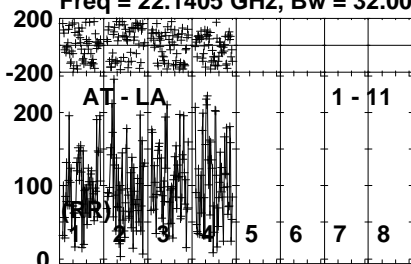
Lower frame: Micro Ampl Jy Top frame: Phas deg
Vector averaged cross-power spectrum Several baselines displayed
Timerange: 00/09:23:27 to 00/09:30:15

Plot file version 110 created 14-APR-2023 12:11:20

J0029+3456 GP060.UVDATA.1

Freq = 22.1405 GHz, Bw = 32.000 MH

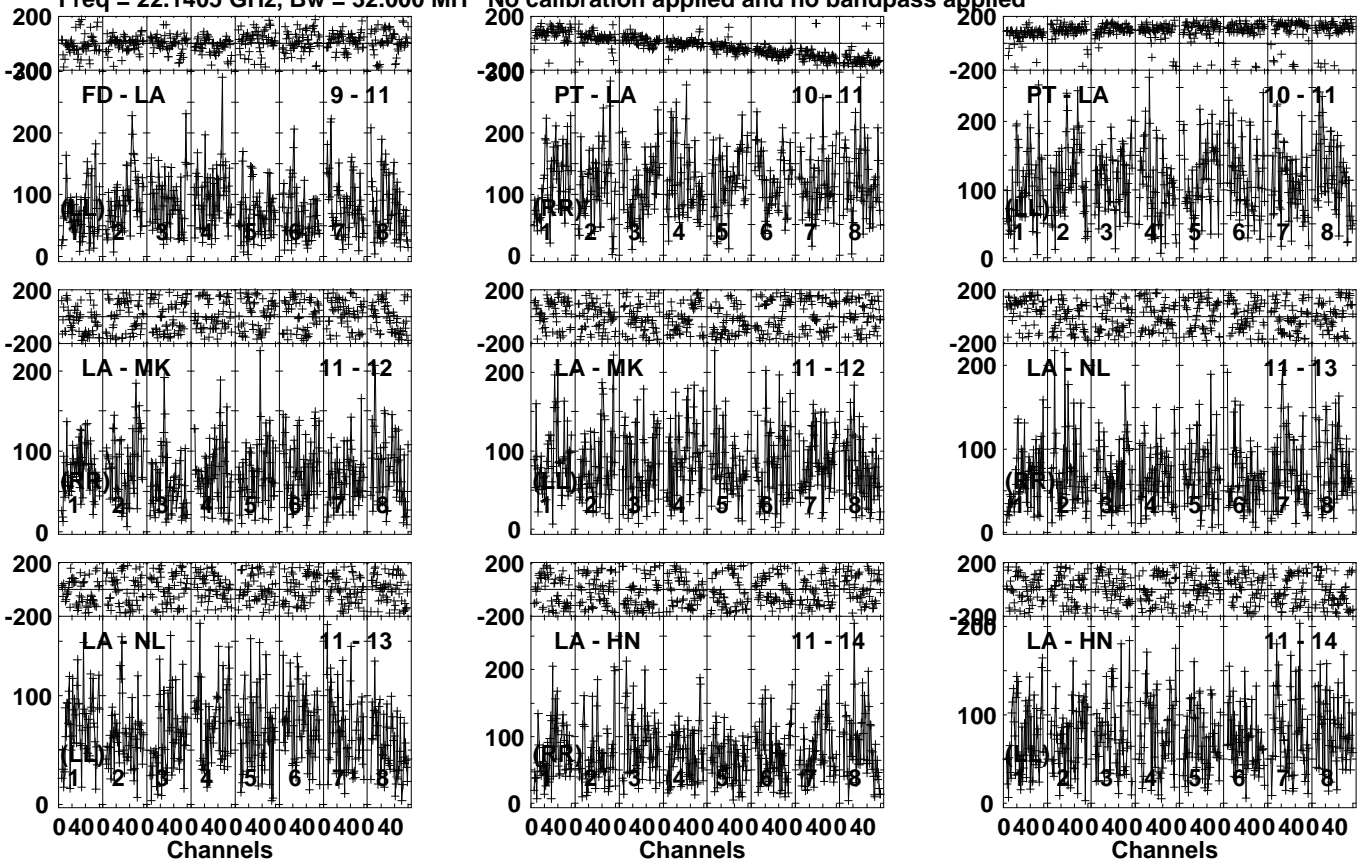
No calibration applied and no bandpass applied



Lower frame: Micro Ampl Jy Top frame: Phas deg
Vector averaged cross-power spectrum Several baselines displayed
Timerange: 00/09:31:19 to 00/09:37:07

Plot file version 111 created 14-APR-2023 12:11:22
J0029+3456 GP060.UVDATA.1
Freq = 22.1405 GHz, Bw = 32.000 MH

No calibration applied and no bandpass applied



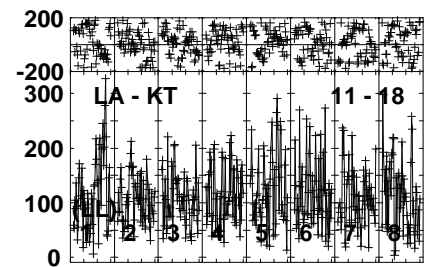
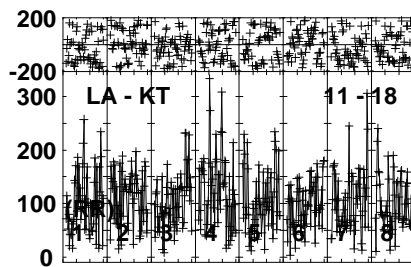
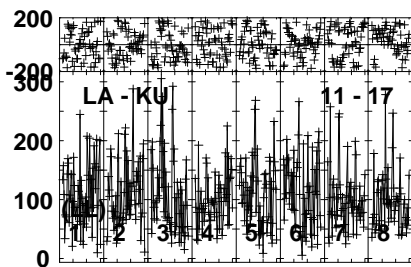
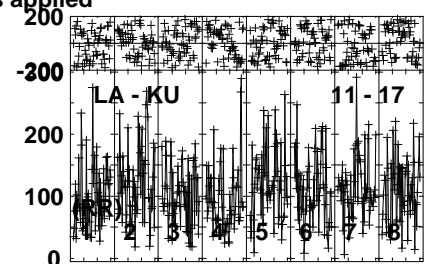
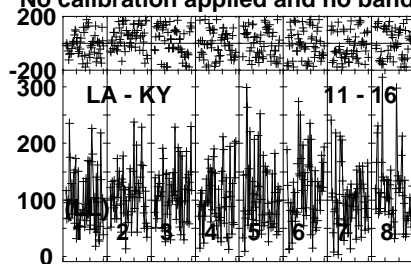
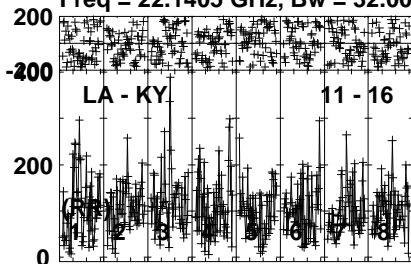
Lower frame: Micro Ampl Jy Top frame: Phas deg
Vector averaged cross-power spectrum Several baselines displayed
Timerange: 00/09:31:19 to 00/09:37:07

Plot file version 112 created 14-APR-2023 12:11:23

J0029+3456 GP060.UVDATA.1

Freq = 22.1405 GHz, Bw = 32.000 MH

No calibration applied and no bandpass applied



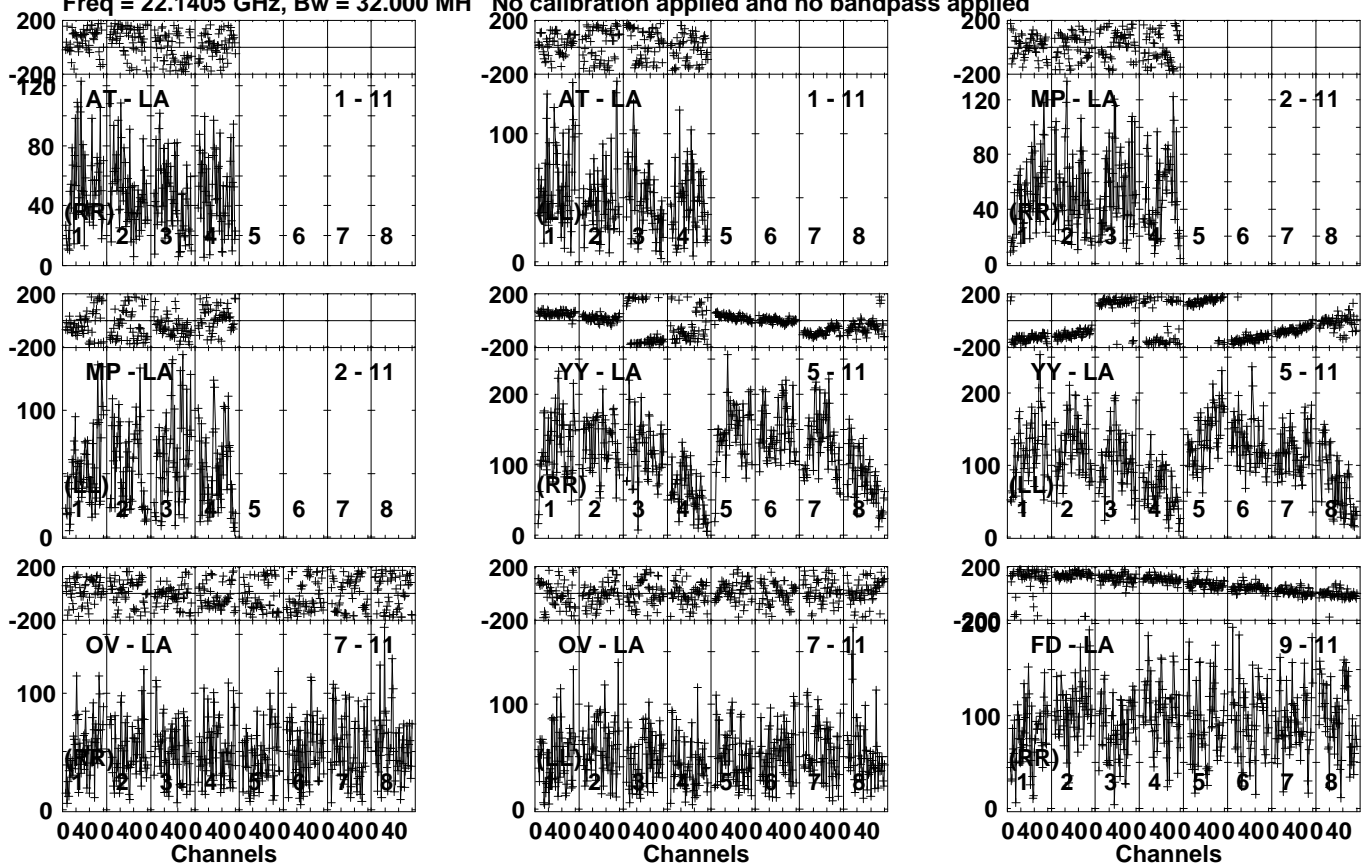
Lower frame: Micro Ampl Jy Top frame: Phas deg
Vector averaged cross-power spectrum Several baselines displayed
Timerange: 00/09:31:19 to 00/09:37:07

Plot file version 113 created 14-APR-2023 12:11:26

NGC0315 GP060.UVDATA.1

Freq = 22.1405 GHz, Bw = 32.000 MH

No calibration applied and no bandpass applied



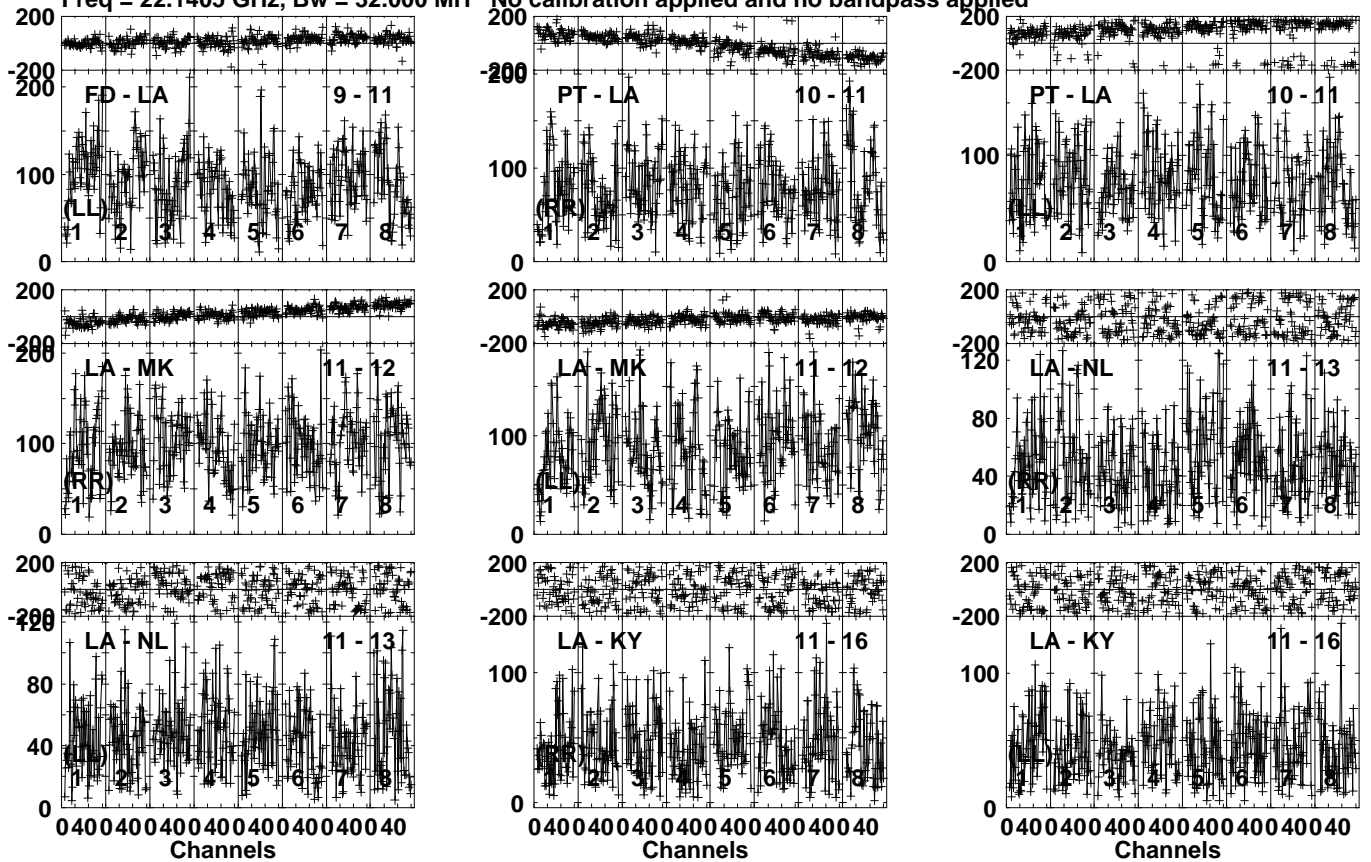
Lower frame: Micro Ampl Jy Top frame: Phas deg
Vector averaged cross-power spectrum Several baselines displayed
Timerange: 00/09:37:27 to 00/09:49:35

Plot file version 114 created 14-APR-2023 12:11:28

NGC0315 GP060.UVDATA.1

Freq = 22.1405 GHz, Bw = 32.000 MH

No calibration applied and no bandpass applied



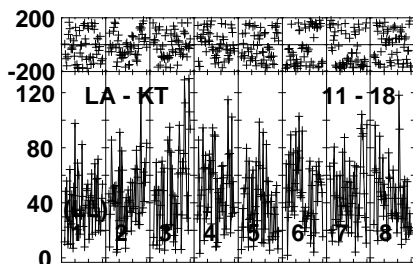
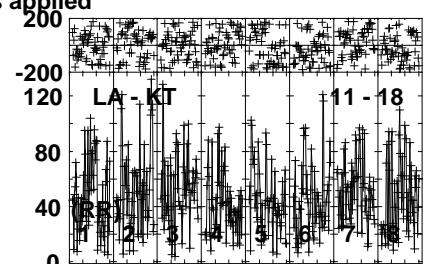
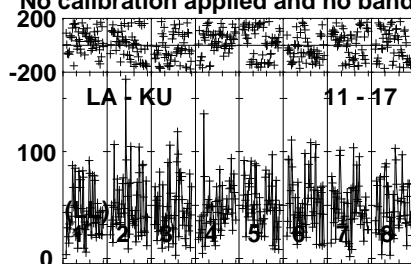
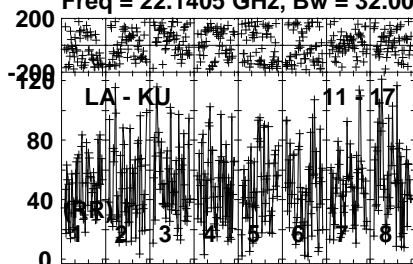
Lower frame: Micro Ampl Jy Top frame: Phas deg
Vector averaged cross-power spectrum Several baselines displayed
Timerange: 00/09:37:27 to 00/09:49:35

Plot file version 115 created 14-APR-2023 12:11:29

NGC0315 GP060.UVDATA.1

Freq = 22.1405 GHz, Bw = 32.000 MH

No calibration applied and no bandpass applied



Lower frame: Micro Ampl Jy Top frame: Phas deg

Vector averaged cross-power spectrum Several baselines displayed

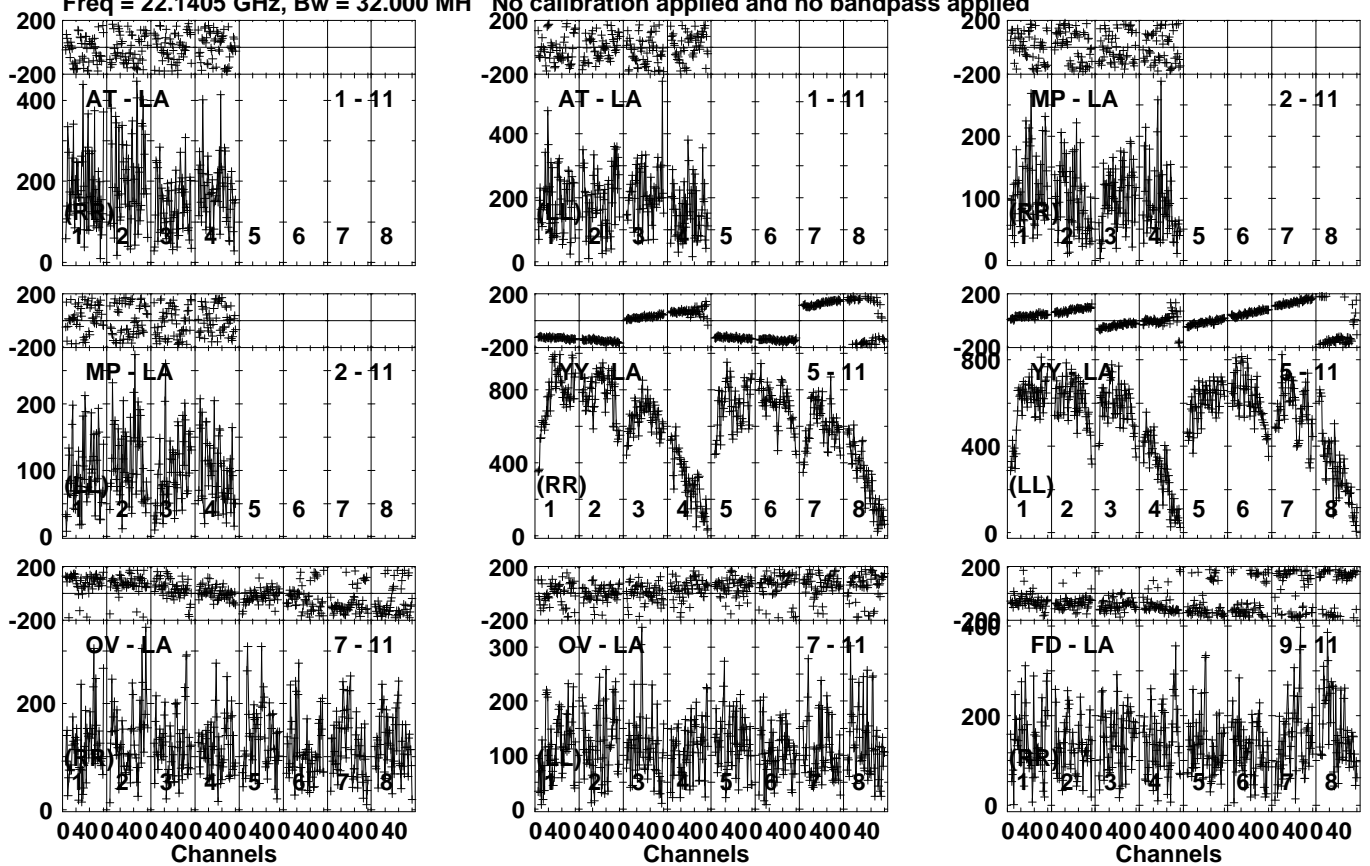
Timerange: 00/09:37:27 to 00/09:49:35

Plot file version 116 created 14-APR-2023 12:11:32

J0029+3456 GP060.UVDATA.1

Freq = 22.1405 GHz, Bw = 32.000 MH

No calibration applied and no bandpass applied



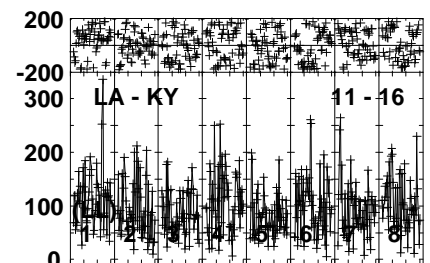
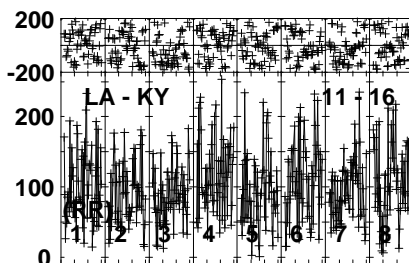
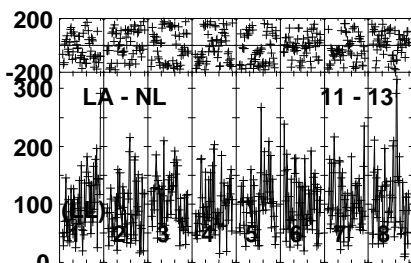
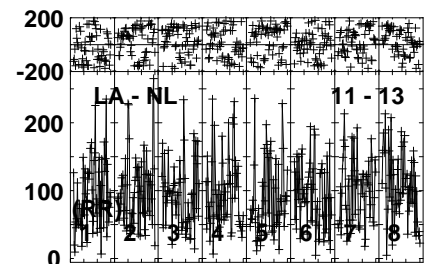
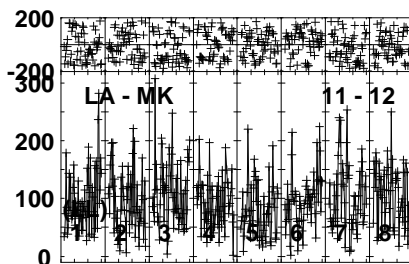
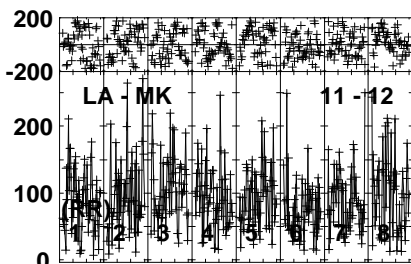
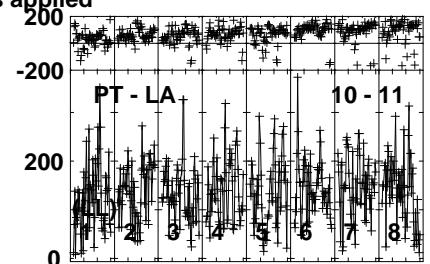
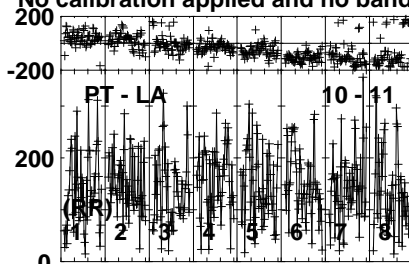
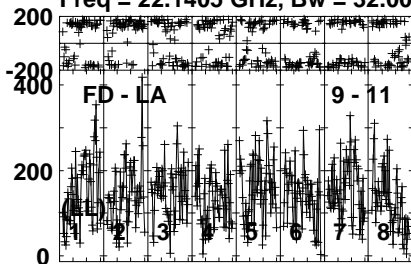
Lower frame: Micro Ampl Jy Top frame: Phas deg
Vector averaged cross-power spectrum Several baselines displayed
Timerange: 00/09:50:01 to 00/09:53:09

Plot file version 117 created 14-APR-2023 12:11:33

J0029+3456 GP060.UVDATA.1

Freq = 22.1405 GHz, Bw = 32.000 MH

No calibration applied and no bandpass applied



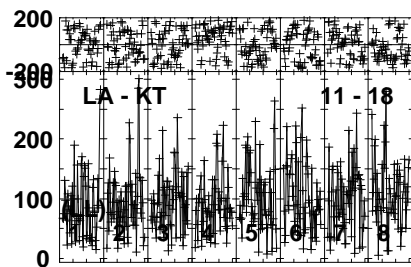
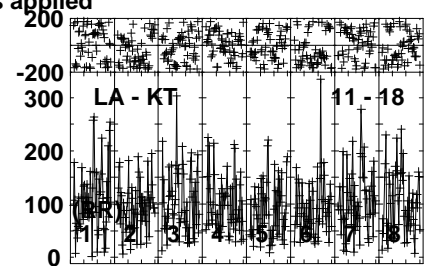
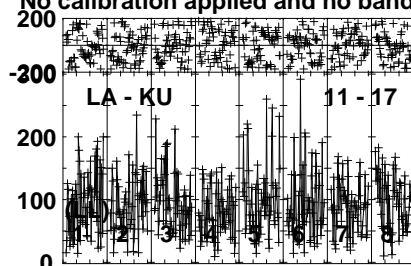
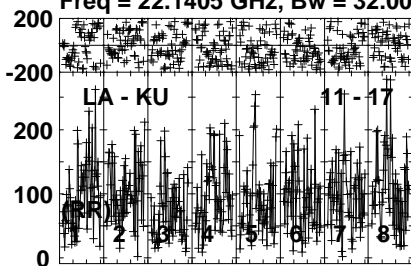
Lower frame: Micro Ampl Jy Top frame: Phas deg
Vector averaged cross-power spectrum Several baselines displayed
Timerange: 00/09:50:01 to 00/09:53:09

Plot file version 118 created 14-APR-2023 12:11:34

J0029+3456 GP060.UVDATA.1

Freq = 22.1405 GHz, Bw = 32.000 MH

No calibration applied and no bandpass applied



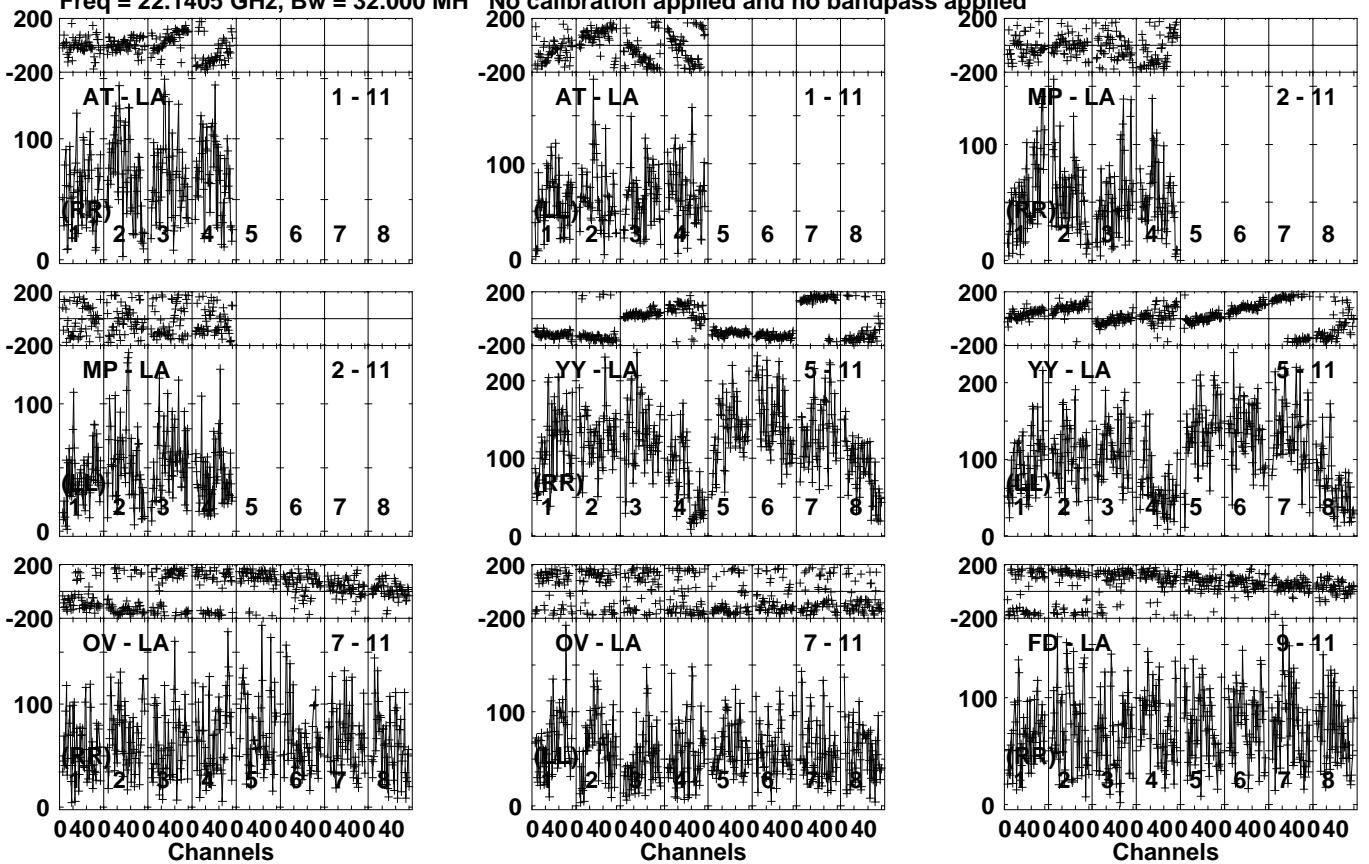
Lower frame: Micro Ampl Jy Top frame: Phas deg
Vector averaged cross-power spectrum Several baselines displayed
Timerange: 00/09:50:01 to 00/09:53:09

Plot file version 119 created 14-APR-2023 12:11:36

NGC0315 GP060.UVDATA.1

Freq = 22.1405 GHz, Bw = 32.000 MH

No calibration applied and no bandpass applied



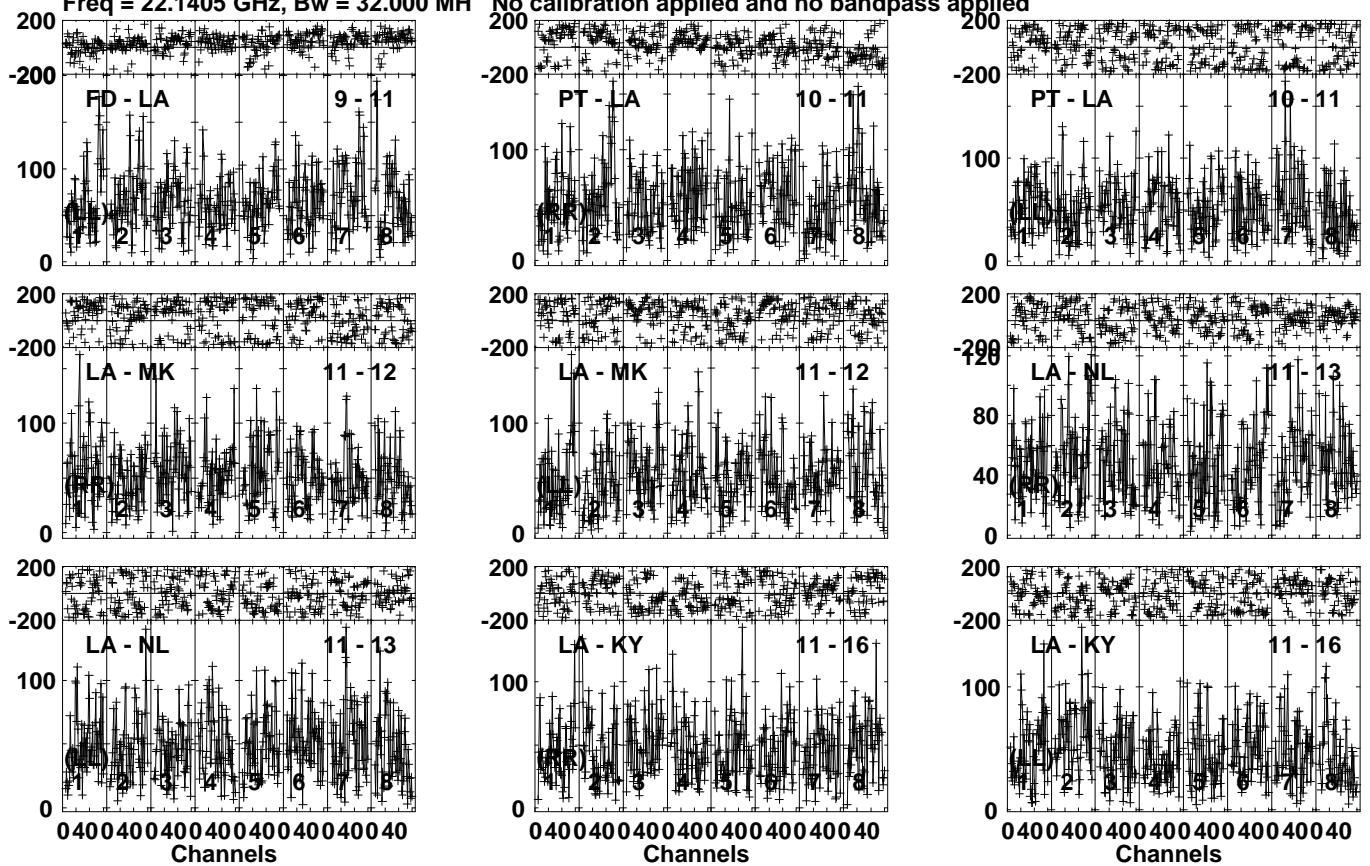
Lower frame: Micro Ampl Jy Top frame: Phas deg
Vector averaged cross-power spectrum Several baselines displayed
Timerange: 00/09:53:34 to 00/10:05:42

Plot file version 120 created 14-APR-2023 12:11:38

NGC0315 GP060.UVDATA.1

Freq = 22.1405 GHz, Bw = 32.000 MH

No calibration applied and no bandpass applied



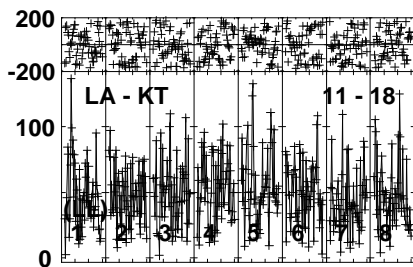
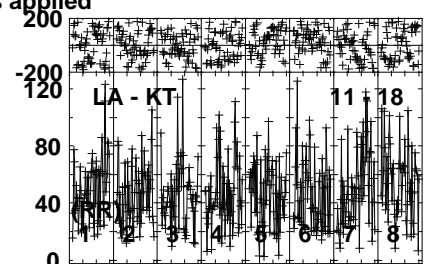
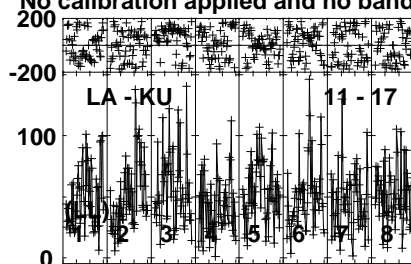
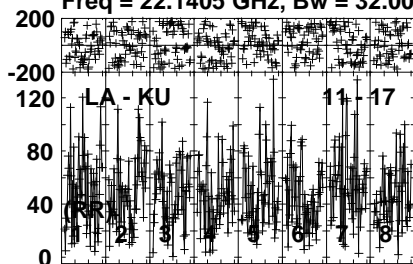
Lower frame: Micro Ampl Jy Top frame: Phas deg
Vector averaged cross-power spectrum Several baselines displayed
Timerange: 00/09:53:34 to 00/10:05:42

Plot file version 121 created 14-APR-2023 12:11:39

NGC0315 GP060.UVDATA.1

Freq = 22.1405 GHz, Bw = 32.000 MH

No calibration applied and no bandpass applied



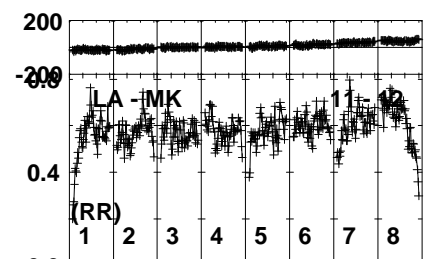
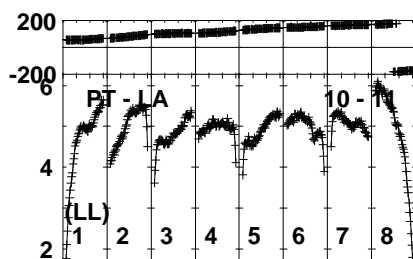
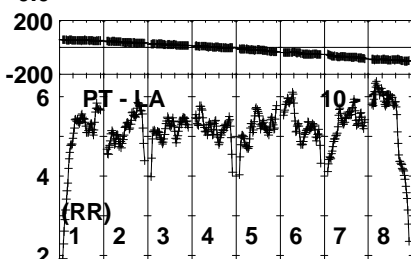
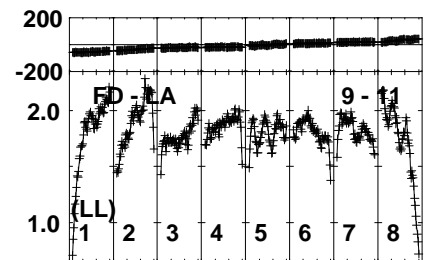
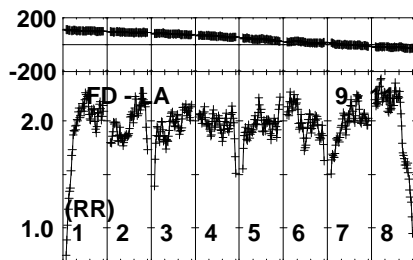
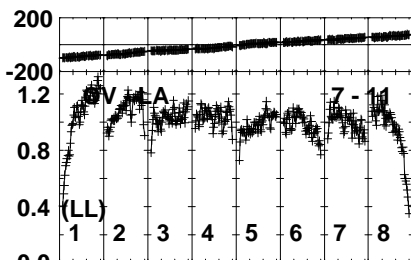
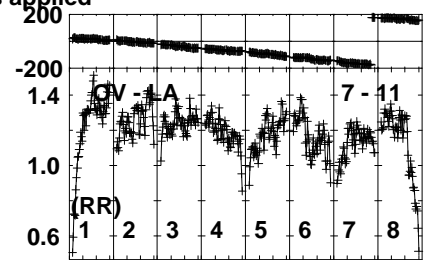
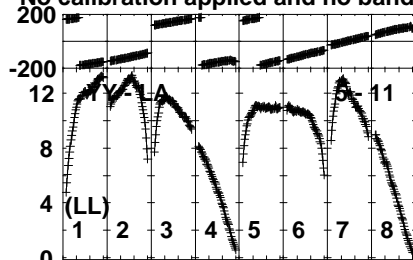
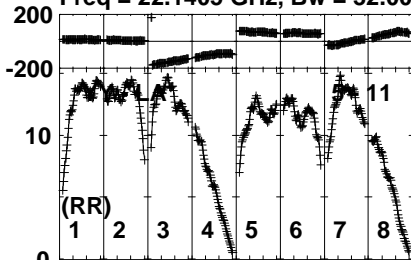
Lower frame: Micro Ampl Jy Top frame: Phas deg
Vector averaged cross-power spectrum Several baselines displayed
Timerange: 00/09:53:34 to 00/10:05:42

Plot file version 122 created 14-APR-2023 12:11:43

3C84 GP060.UVDATA.1

Freq = 22.1405 GHz, Bw = 32.000 MH

No calibration applied and no bandpass applied



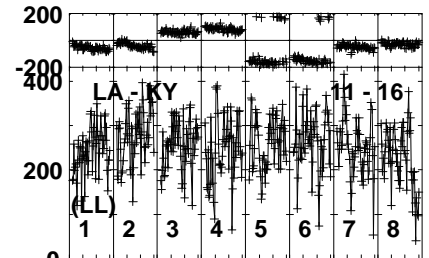
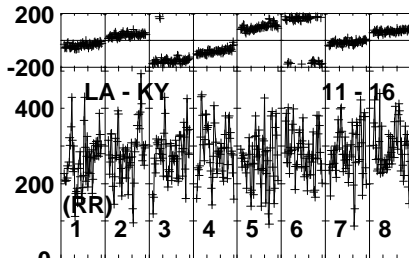
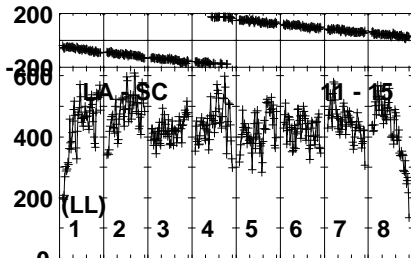
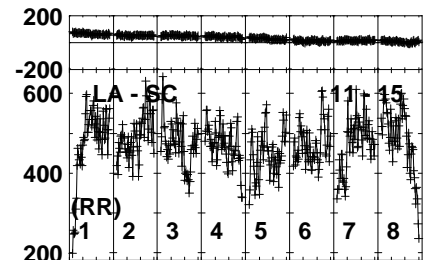
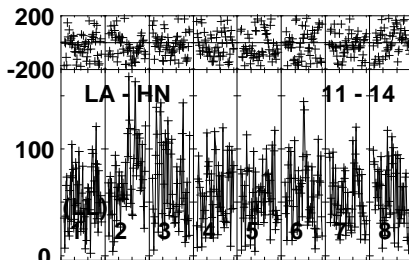
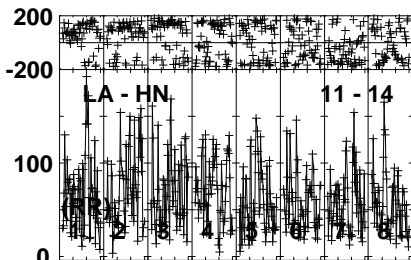
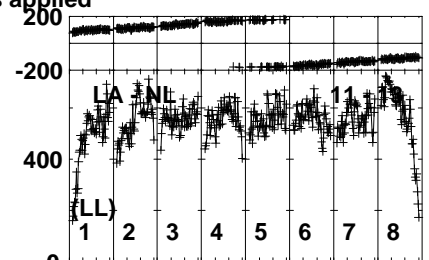
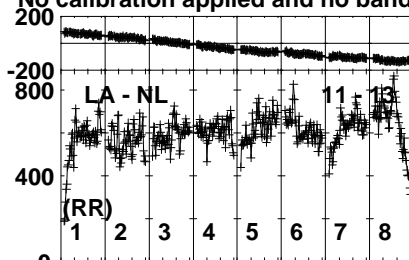
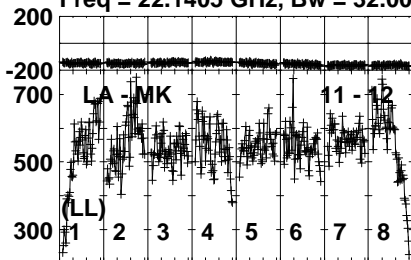
Lower frame: Milli Ampl Jy Top frame: Phas deg
Vector averaged cross-power spectrum Several baselines displayed
Timerange: 00/10:06:54 to 00/10:13:42

Plot file version 123 created 14-APR-2023 12:11:43

3C84 GP060.UVDATA.1

Freq = 22.1405 GHz, Bw = 32.000 MH

No calibration applied and no bandpass applied



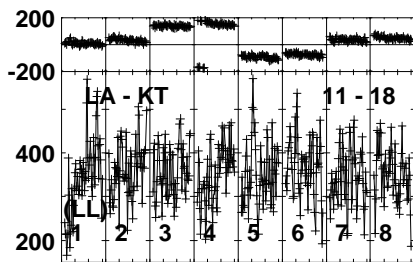
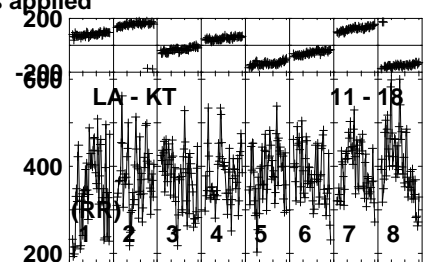
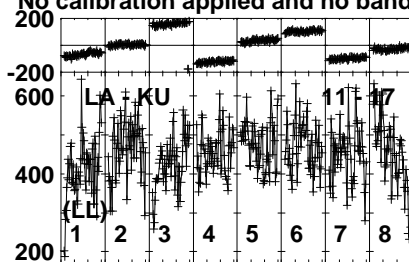
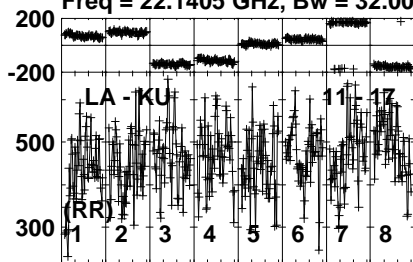
Lower frame: Micro Ampl Jy Top frame: Phas deg
Vector averaged cross-power spectrum Several baselines displayed
Timerange: 00/10:06:54 to 00/10:13:42

Plot file version 124 created 14-APR-2023 12:11:44

3C84 GP060.UVDATA.1

Freq = 22.1405 GHz, Bw = 32.000 MH

No calibration applied and no bandpass applied



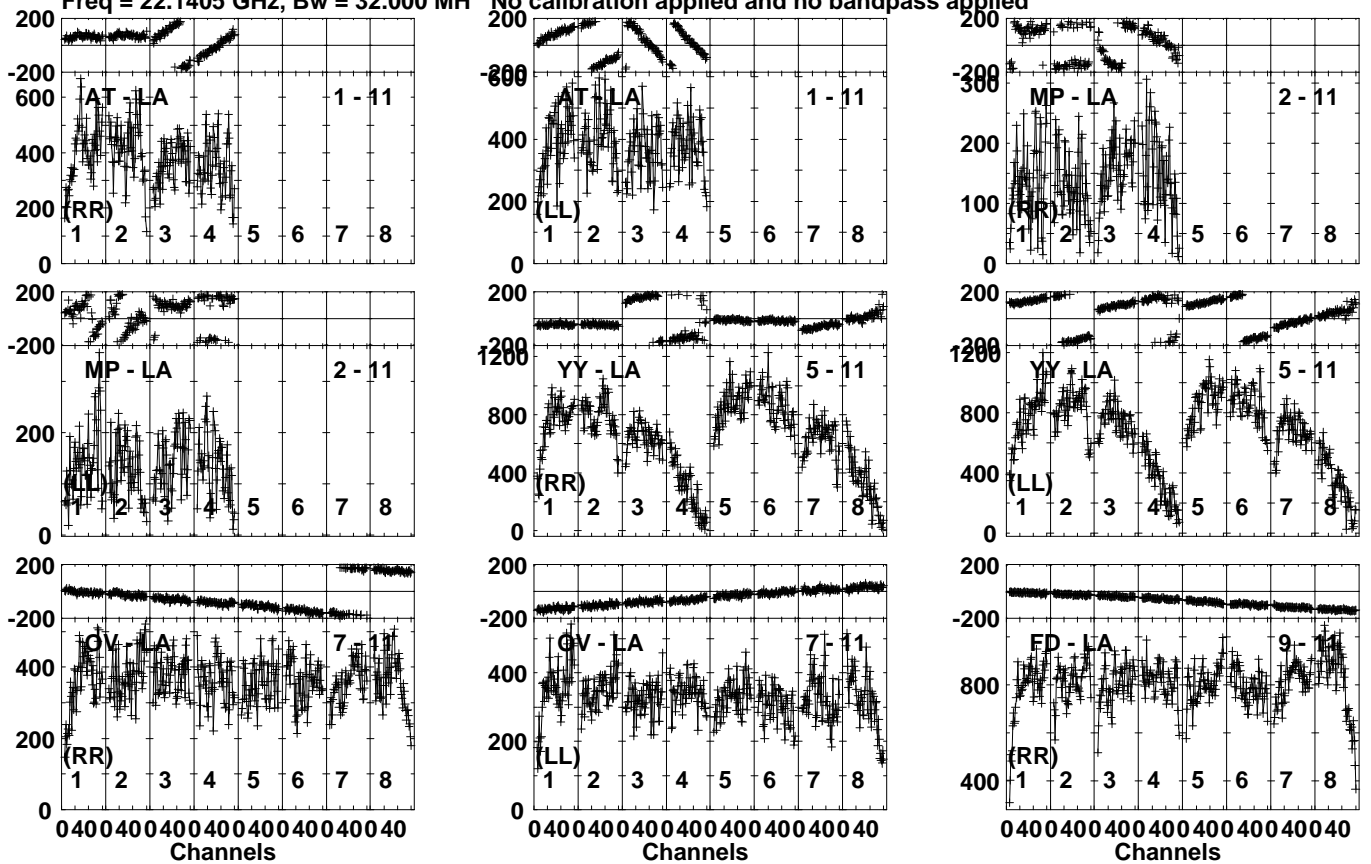
Lower frame: Micro Ampl Jy Top frame: Phas deg
Vector averaged cross-power spectrum Several baselines displayed
Timerange: 00/10:06:54 to 00/10:13:42

Plot file version 125 created 14-APR-2023 12:11:46

0235+164 GP060.UVDATA.1

Freq = 22.1405 GHz, Bw = 32.000 MH

No calibration applied and no bandpass applied



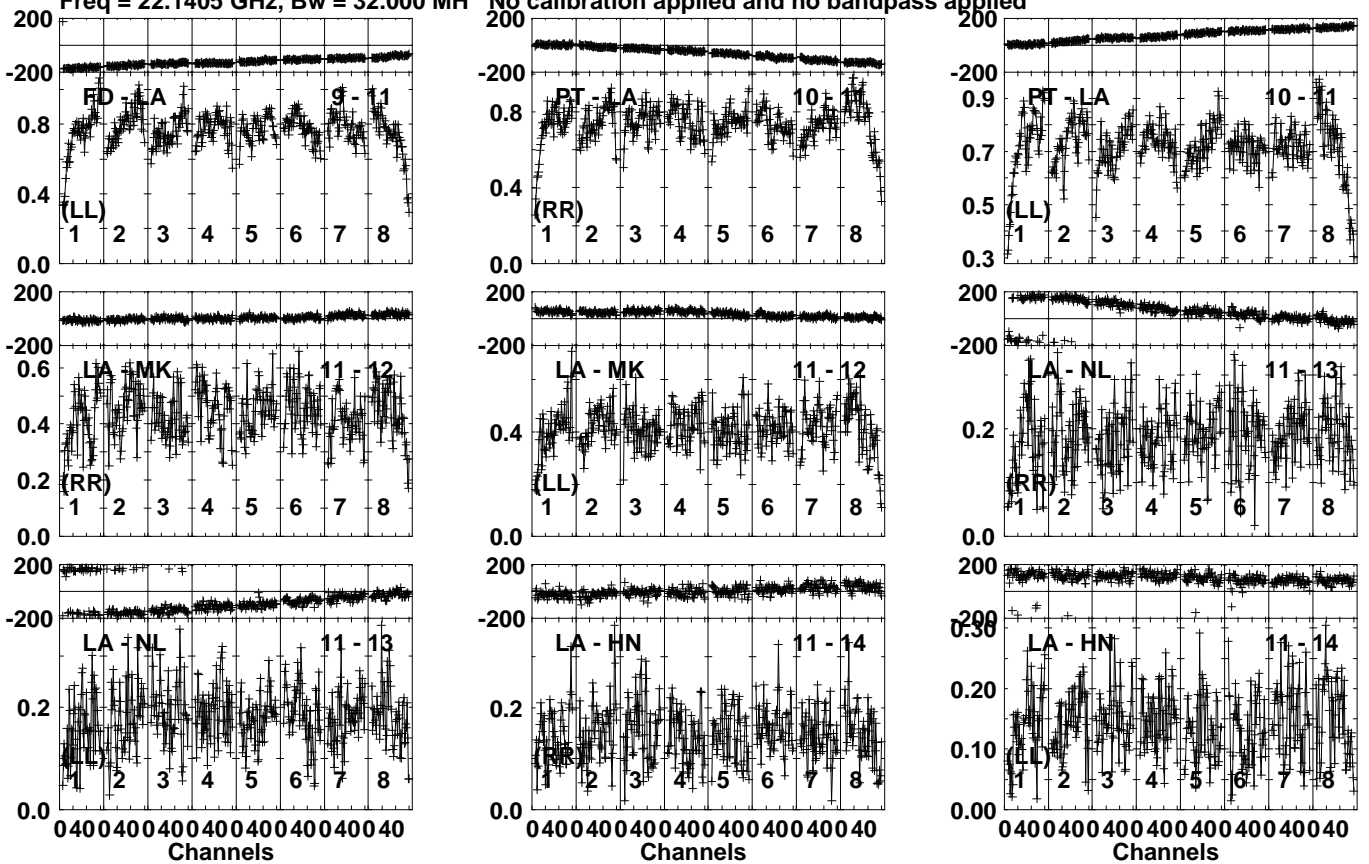
Lower frame: Micro Ampl Jy Top frame: Phas deg
 Vector averaged cross-power spectrum Several baselines displayed
 Timerange: 00/10:14:42 to 00/10:21:00

Plot file version 126 created 14-APR-2023 12:11:46

0235+164 GP060.UVDATA.1

Freq = 22.1405 GHz, Bw = 32.000 MH

No calibration applied and no bandpass applied



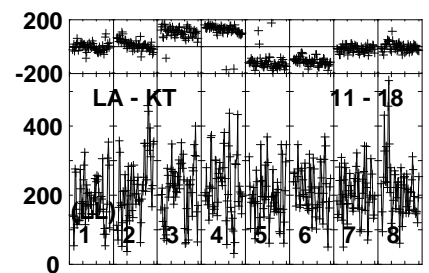
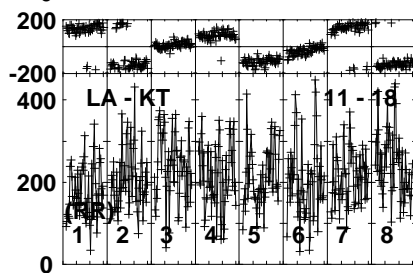
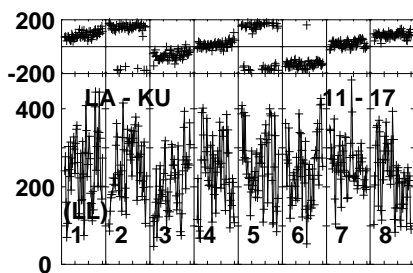
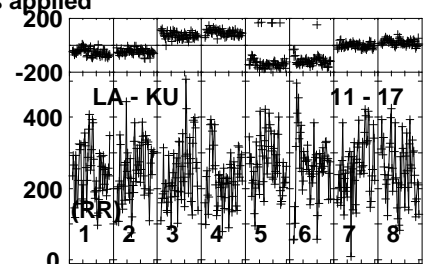
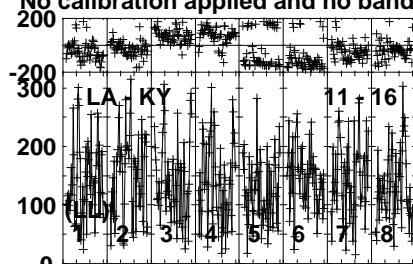
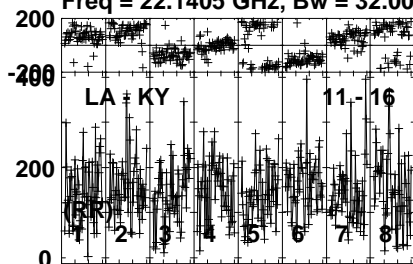
Lower frame: Milli Ampl Jy Top frame: Phas deg
Vector averaged cross-power spectrum Several baselines displayed
Timerange: 00/10:14:42 to 00/10:21:00

Plot file version 127 created 14-APR-2023 12:11:47

0235+164 GP060.UVDATA.1

Freq = 22.1405 GHz, Bw = 32.000 MH

No calibration applied and no bandpass applied



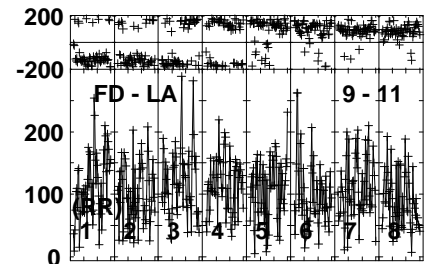
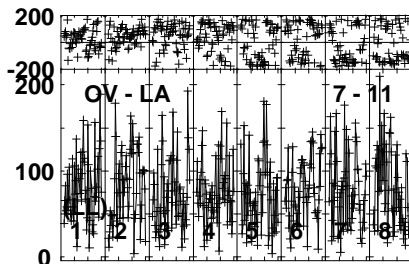
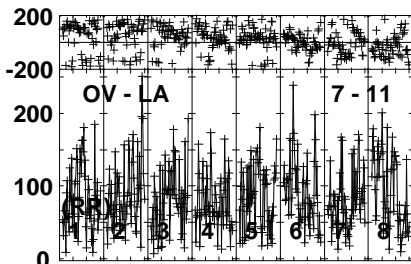
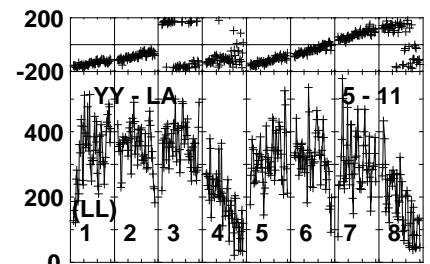
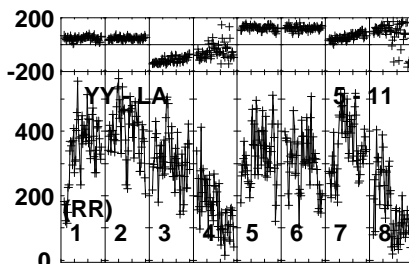
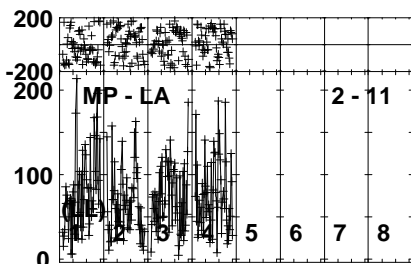
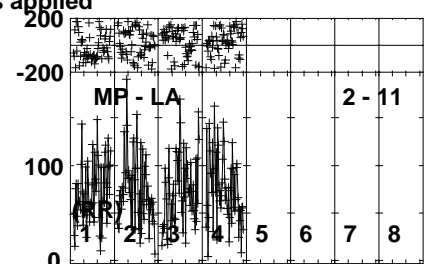
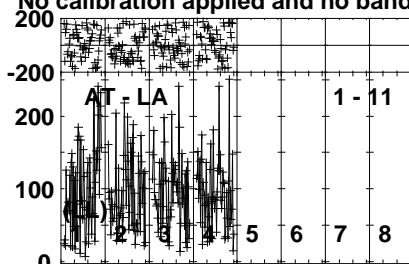
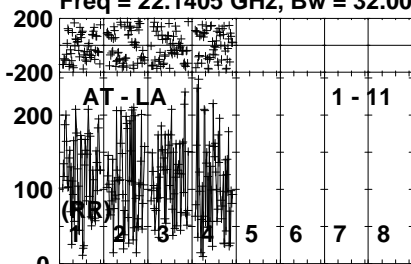
Lower frame: Micro Ampl Jy Top frame: Phas deg
Vector averaged cross-power spectrum Several baselines displayed
Timerange: 00/10:14:42 to 00/10:21:00

Plot file version 128 created 14-APR-2023 12:11:48

J0029+3456 GP060.UVDATA.1

Freq = 22.1405 GHz, Bw = 32.000 MH

No calibration applied and no bandpass applied



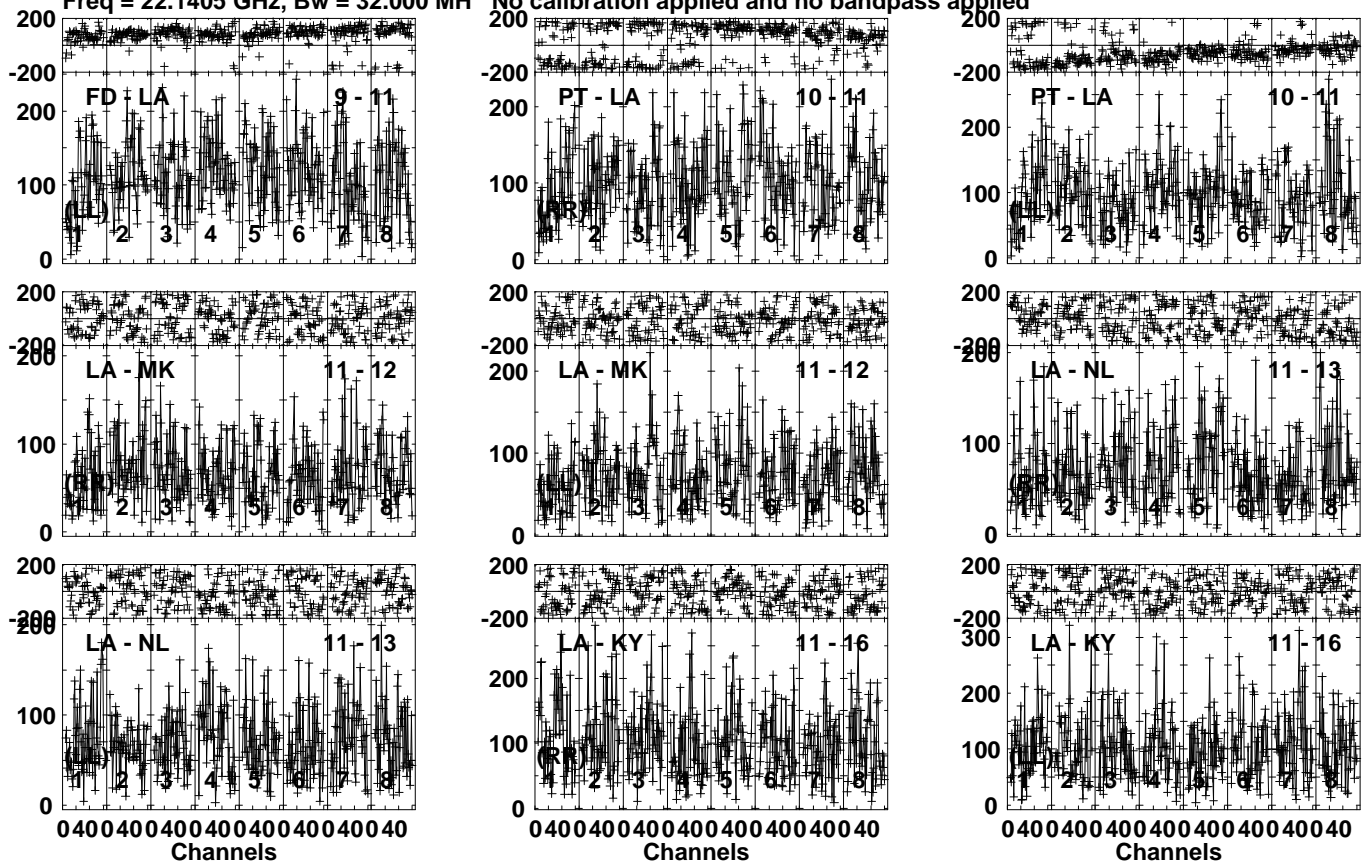
Lower frame: Micro Ampl Jy Top frame: Phas deg
Vector averaged cross-power spectrum Several baselines displayed
Timerange: 00/10:22:15 to 00/10:28:00

Plot file version 129 created 14-APR-2023 12:11:49

J0029+3456 GP060.UVDATA.1

Freq = 22.1405 GHz, Bw = 32.000 MH

No calibration applied and no bandpass applied



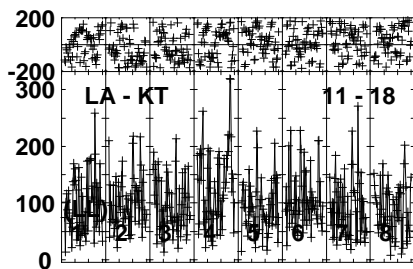
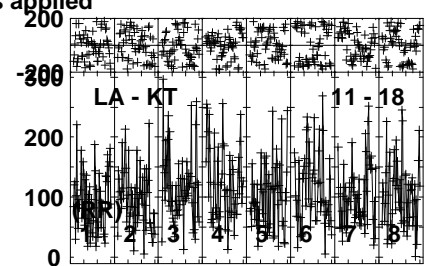
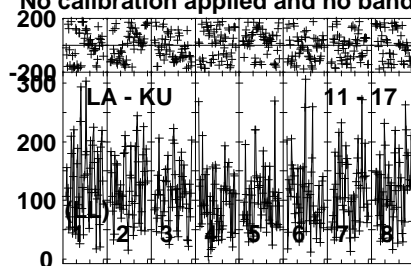
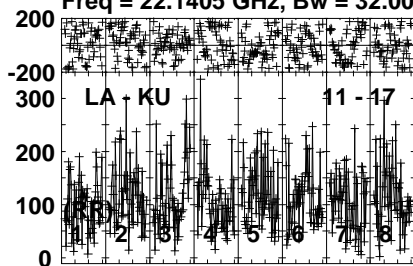
Lower frame: Micro Ampl Jy Top frame: Phas deg
Vector averaged cross-power spectrum Several baselines displayed
Timerange: 00/10:22:15 to 00/10:28:00

Plot file version 130 created 14-APR-2023 12:11:49

J0029+3456 GP060.UVDATA.1

Freq = 22.1405 GHz, Bw = 32.000 MH

No calibration applied and no bandpass applied



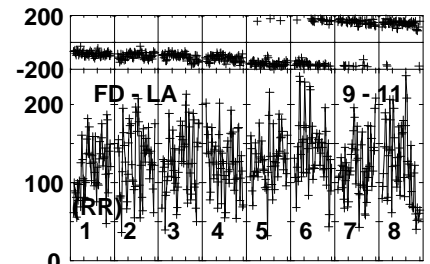
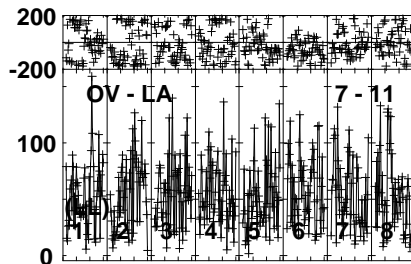
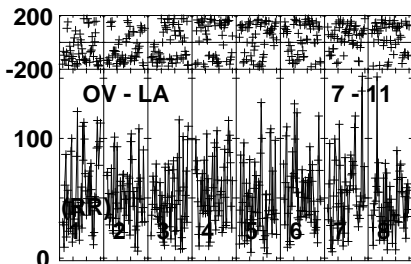
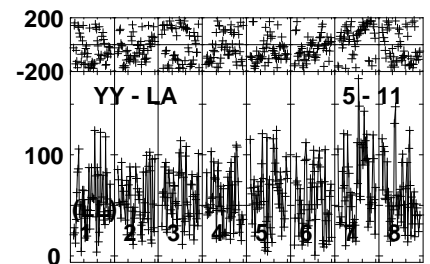
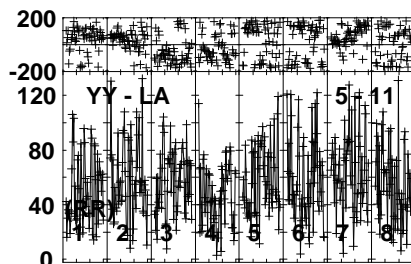
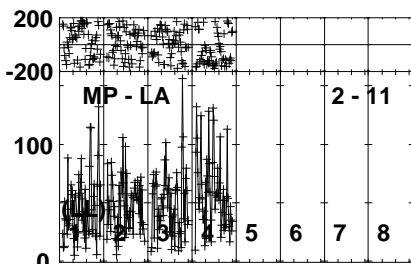
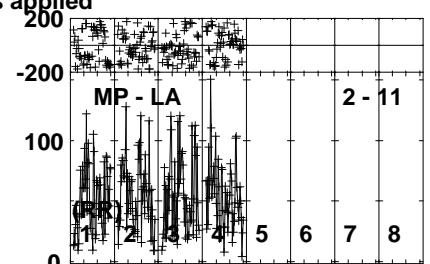
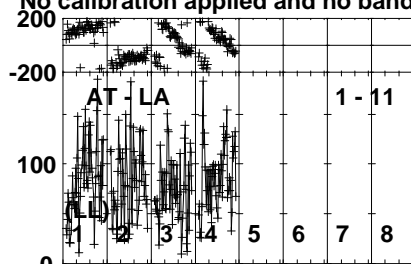
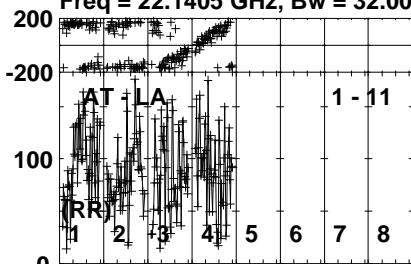
Lower frame: Micro Ampl Jy Top frame: Phas deg
Vector averaged cross-power spectrum Several baselines displayed
Timerange: 00/10:22:15 to 00/10:28:00

Plot file version 131 created 14-APR-2023 12:11:50

NGC0315 GP060.UVDATA.1

Freq = 22.1405 GHz, Bw = 32.000 MH

No calibration applied and no bandpass applied



040040040040040040040040
Channels

040040040040040040040040
Channels

040040040040040040040040
Channels

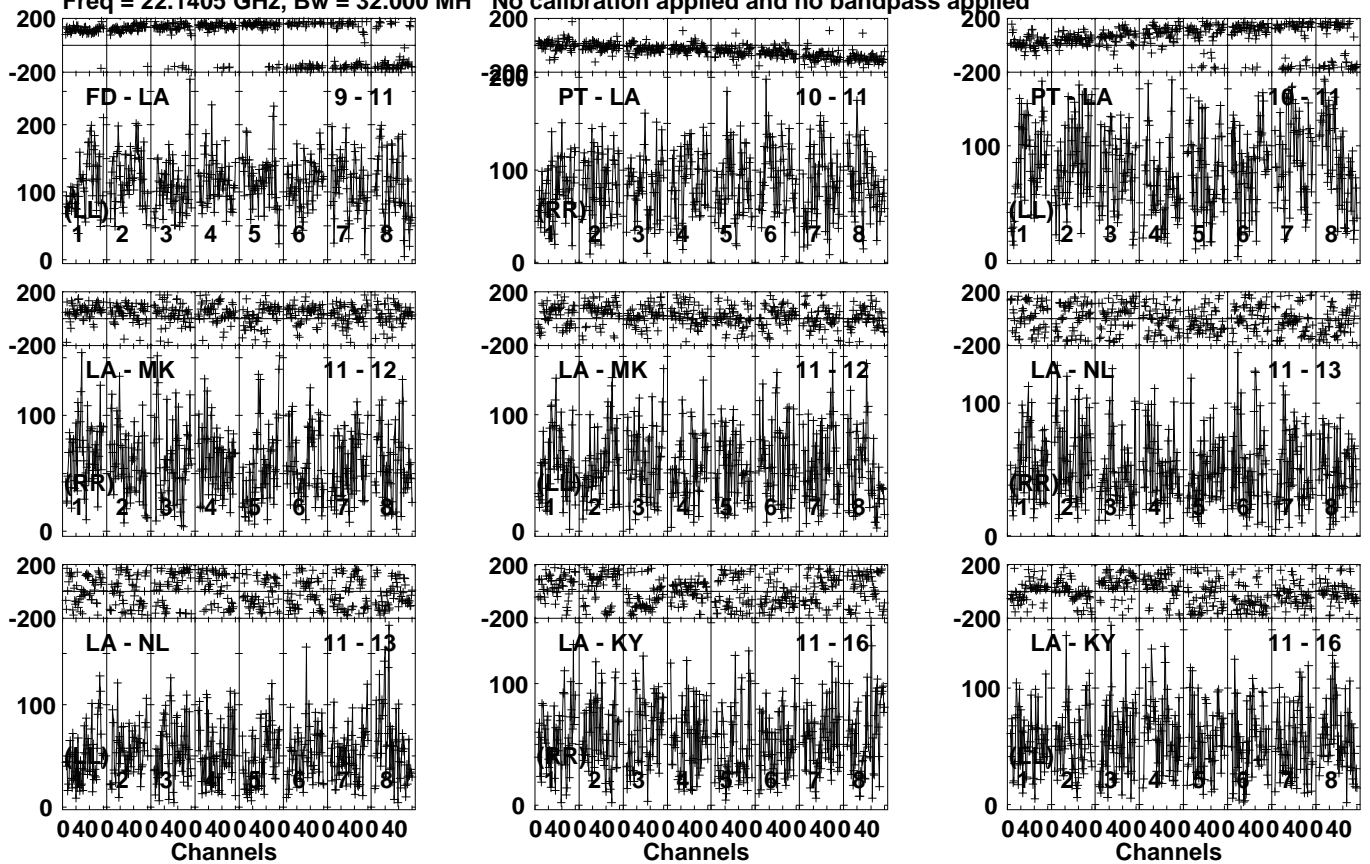
Lower frame: Micro Ampl Jy Top frame: Phas deg
Vector averaged cross-power spectrum Several baselines displayed
Timerange: 00/10:28:24 to 00/10:40:32

Plot file version 132 created 14-APR-2023 12:11:52

NGC0315 GP060.UVDATA.1

Freq = 22.1405 GHz, Bw = 32.000 MH

No calibration applied and no bandpass applied



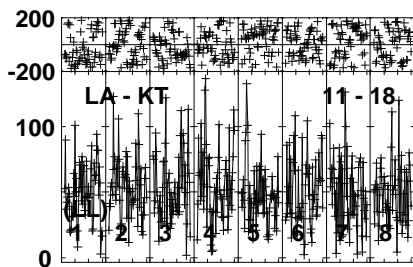
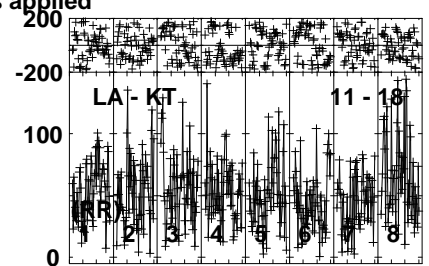
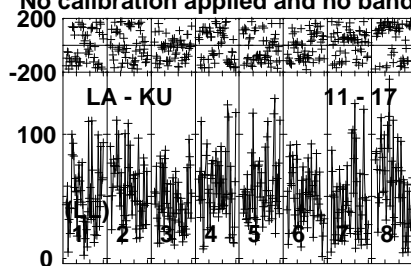
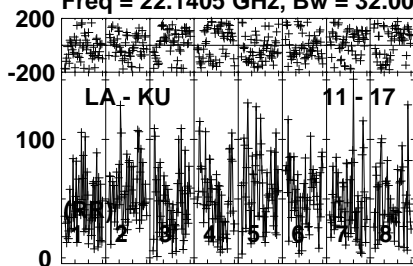
Lower frame: Micro Ampl Jy Top frame: Phas deg
Vector averaged cross-power spectrum Several baselines displayed
Timerange: 00/10:28:24 to 00/10:40:32

Plot file version 133 created 14-APR-2023 12:11:53

NGC0315 GP060.UVDATA.1

Freq = 22.1405 GHz, Bw = 32.000 MH

No calibration applied and no bandpass applied



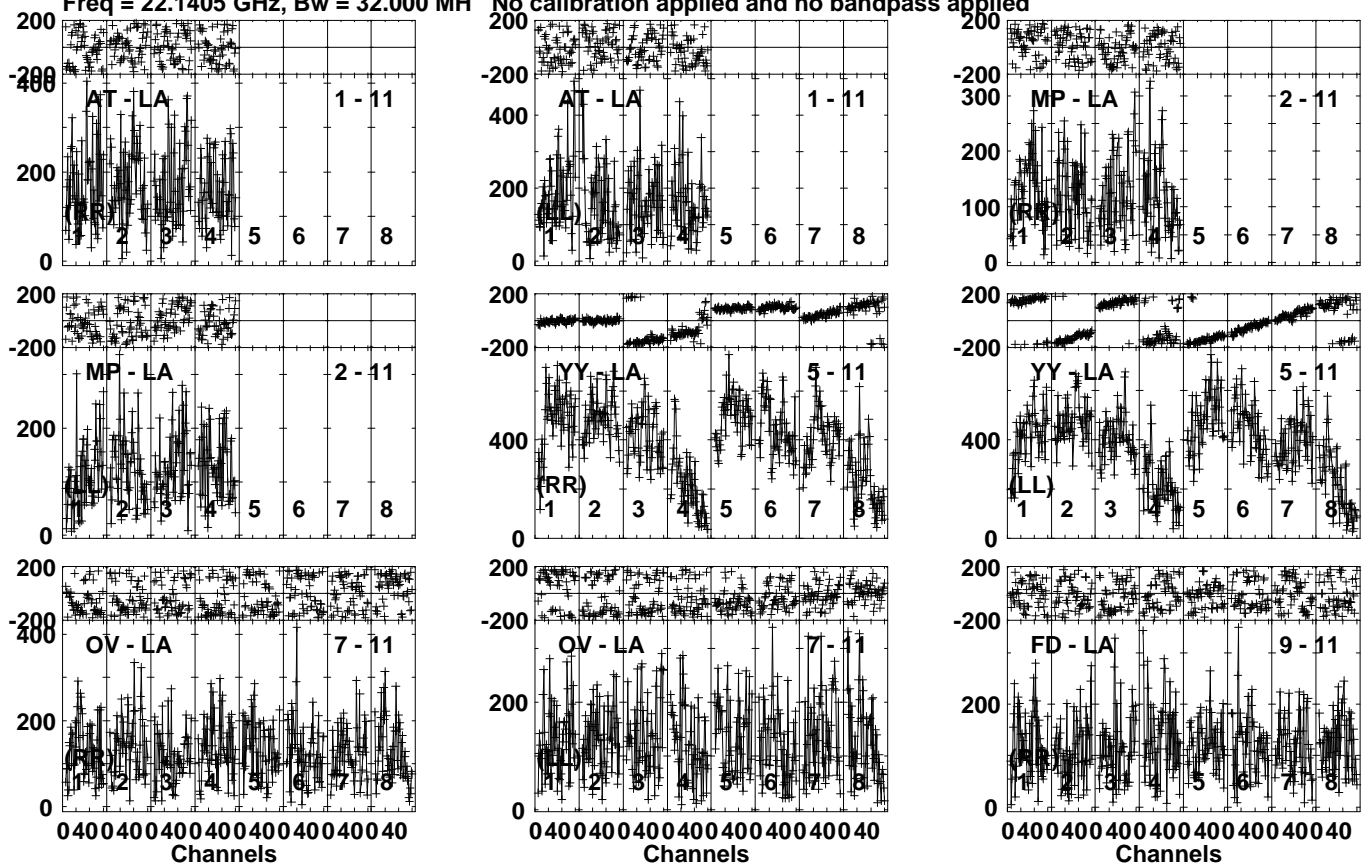
Lower frame: Micro Ampl Jy Top frame: Phas deg
Vector averaged cross-power spectrum Several baselines displayed
Timerange: 00/10:28:24 to 00/10:40:32

Plot file version 134 created 14-APR-2023 12:11:55

J0029+3456 GP060.UVDATA.1

Freq = 22.1405 GHz, Bw = 32.000 MH

No calibration applied and no bandpass applied



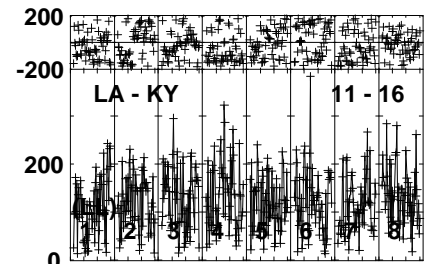
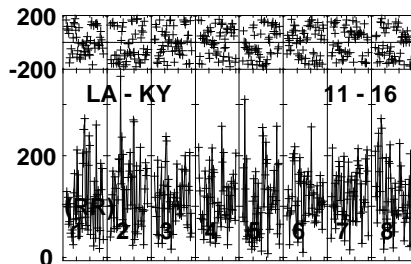
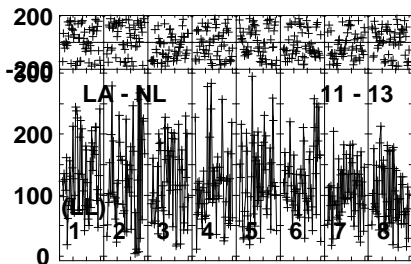
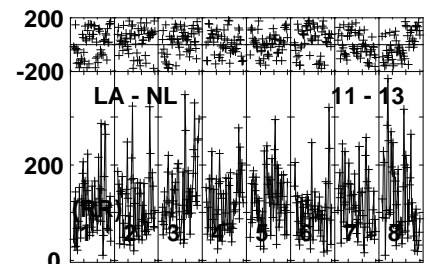
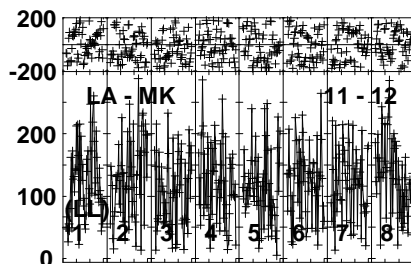
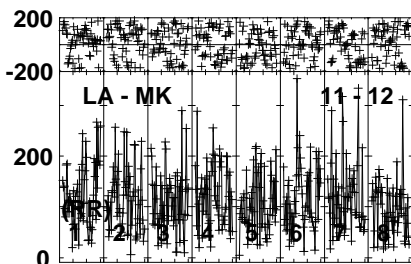
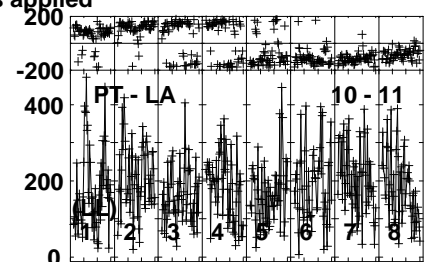
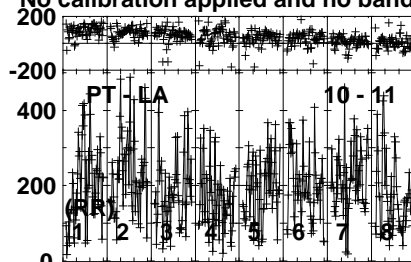
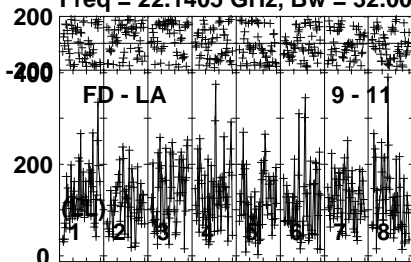
Lower frame: Micro Ampl Jy Top frame: Phas deg
Vector averaged cross-power spectrum Several baselines displayed
Timerange: 00/10:40:56 to 00/10:44:04

Plot file version 135 created 14-APR-2023 12:11:57

J0029+3456 GP060.UVDATA.1

Freq = 22.1405 GHz, Bw = 32.000 MH

No calibration applied and no bandpass applied



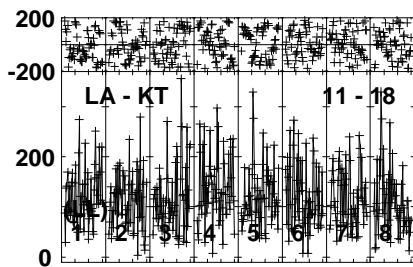
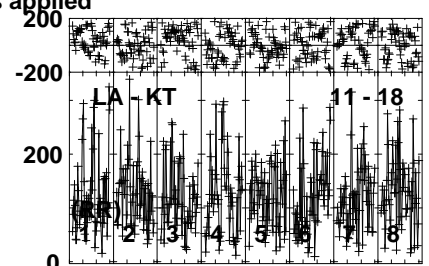
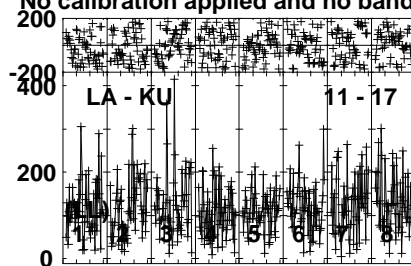
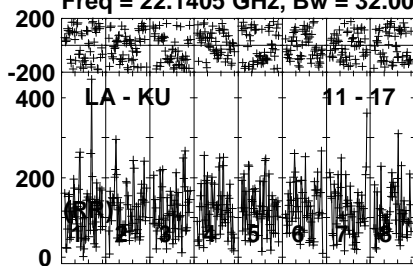
Lower frame: Micro Ampl Jy Top frame: Phas deg
Vector averaged cross-power spectrum Several baselines displayed
Timerange: 00/10:40:56 to 00/10:44:04

Plot file version 136 created 14-APR-2023 12:11:58

J0029+3456 GP060.UVDATA.1

Freq = 22.1405 GHz, Bw = 32.000 MH

No calibration applied and no bandpass applied



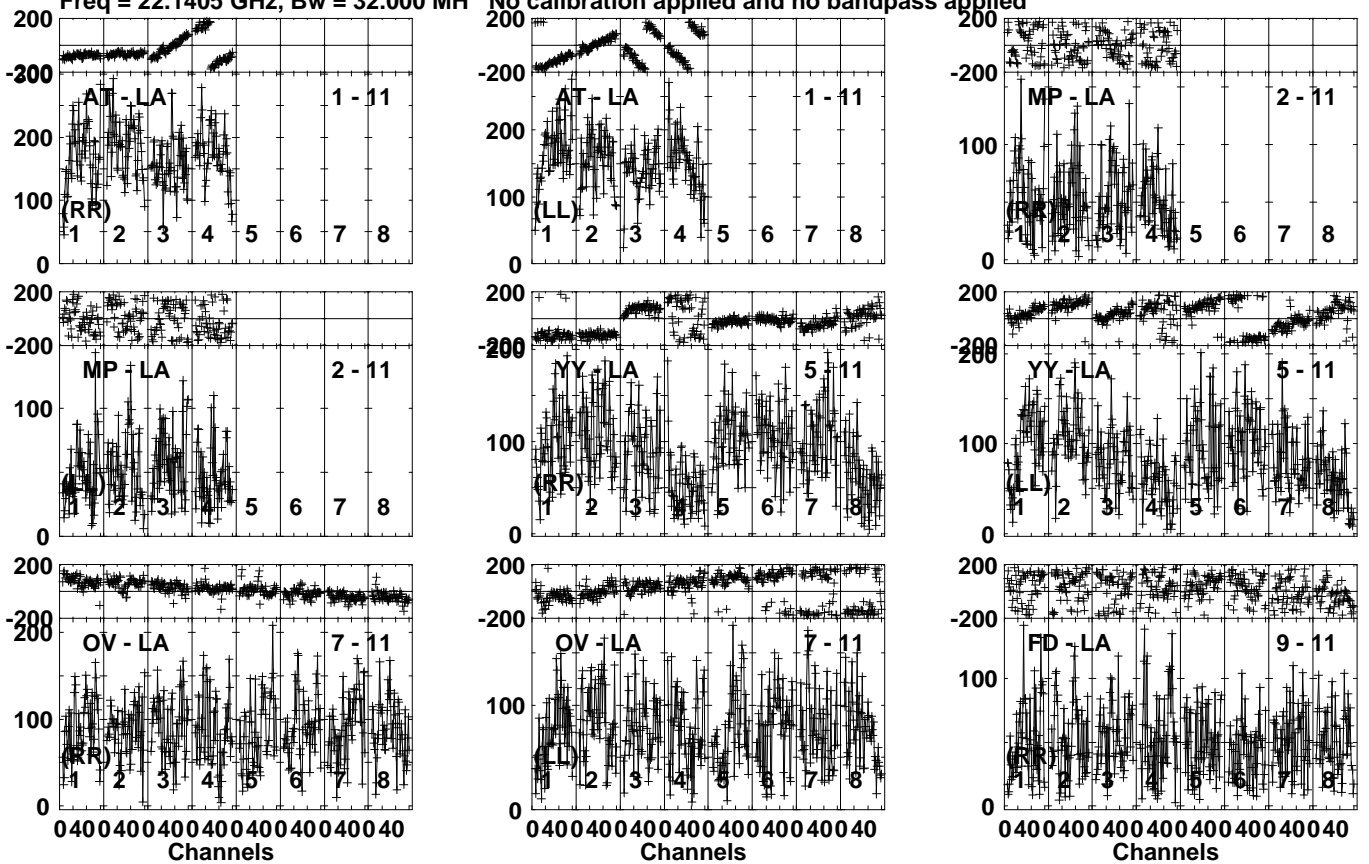
Lower frame: Micro Ampl Jy Top frame: Phas deg
Vector averaged cross-power spectrum Several baselines displayed
Timerange: 00/10:40:56 to 00/10:44:04

Plot file version 137 created 14-APR-2023 12:12:00

NGC0315 GP060.UVDATA.1

Freq = 22.1405 GHz, Bw = 32.000 MH

No calibration applied and no bandpass applied



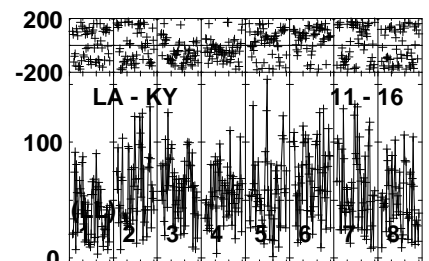
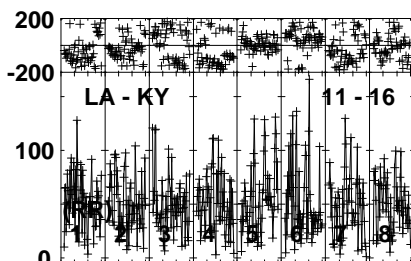
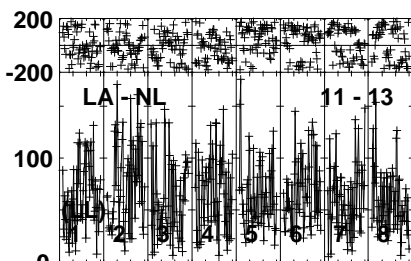
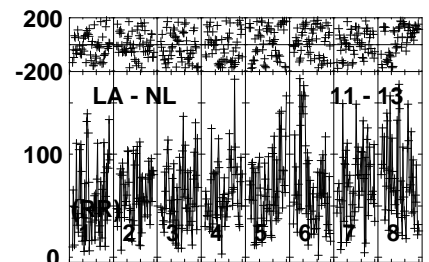
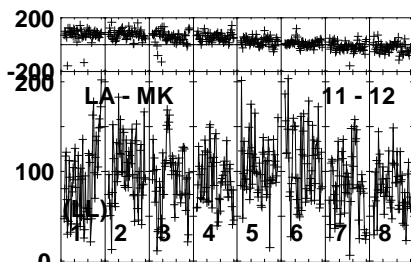
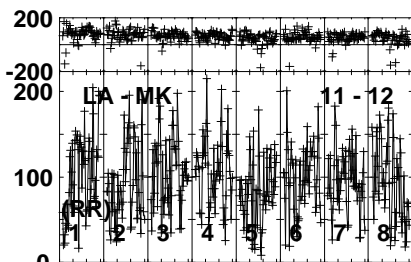
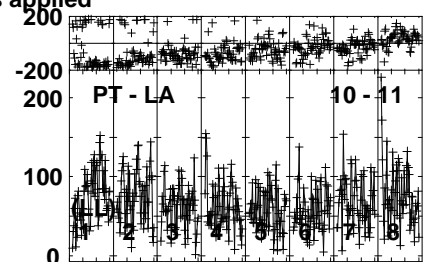
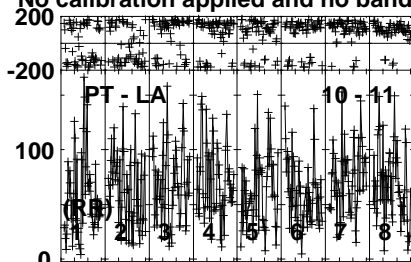
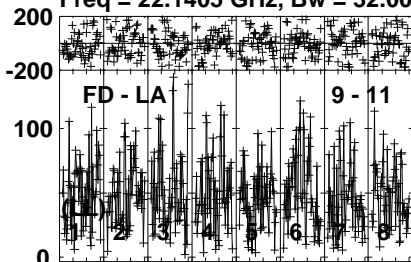
Lower frame: Micro Ampl Jy Top frame: Phas deg
Vector averaged cross-power spectrum Several baselines displayed
Timerange: 00/10:44:27 to 00/10:56:35

Plot file version 138 created 14-APR-2023 12:12:02

NGC0315 GP060.UVDATA.1

Freq = 22.1405 GHz, Bw = 32.000 MH

No calibration applied and no bandpass applied



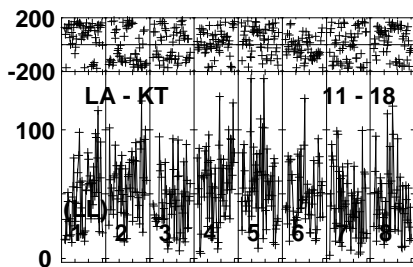
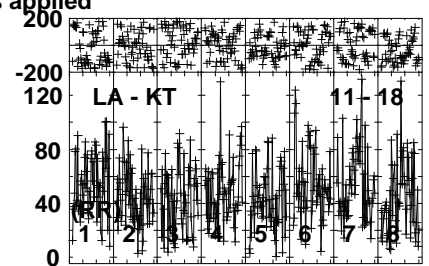
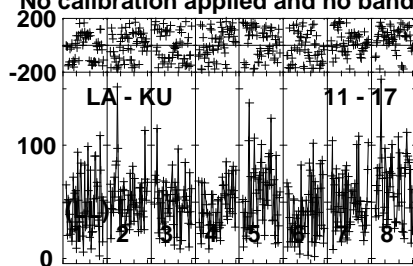
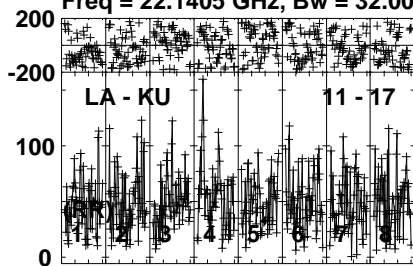
Lower frame: Micro Ampl Jy Top frame: Phas deg
Vector averaged cross-power spectrum Several baselines displayed
Timerange: 00/10:44:27 to 00/10:56:35

Plot file version 139 created 14-APR-2023 12:12:03

NGC0315 GP060.UVDATA.1

Freq = 22.1405 GHz, Bw = 32.000 MH

No calibration applied and no bandpass applied



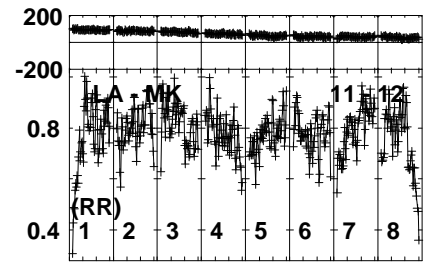
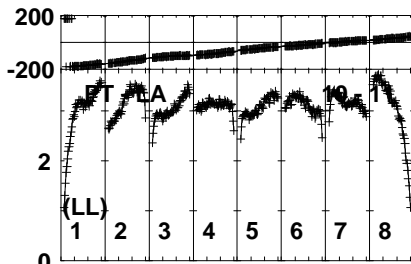
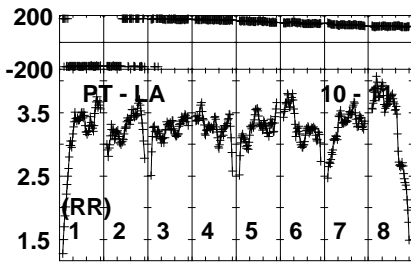
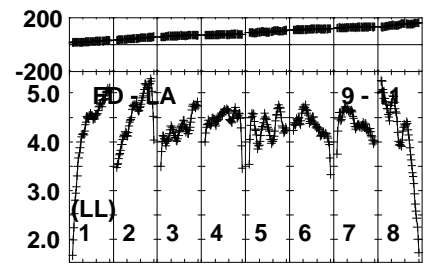
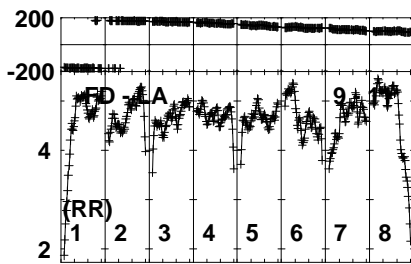
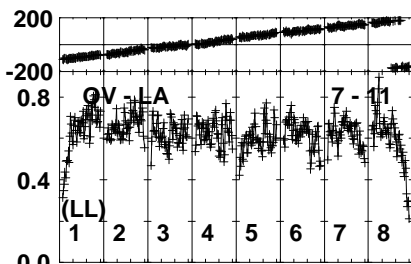
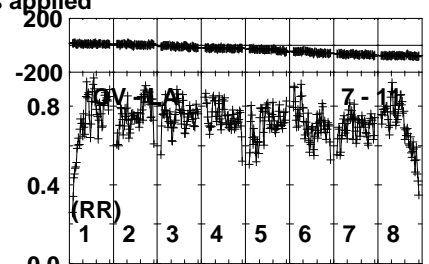
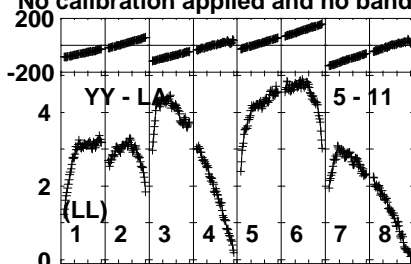
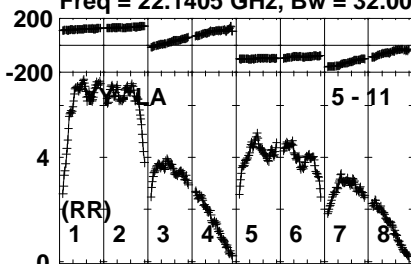
Lower frame: Micro Ampl Jy Top frame: Phas deg
Vector averaged cross-power spectrum Several baselines displayed
Timerange: 00/10:44:27 to 00/10:56:35

Plot file version 140 created 14-APR-2023 12:12:06

3C84 GP060.UVDATA.1

Freq = 22.1405 GHz, Bw = 32.000 MH

No calibration applied and no bandpass applied



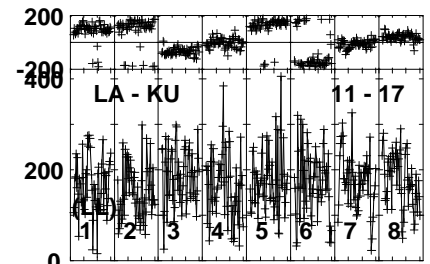
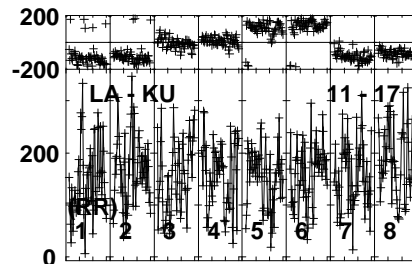
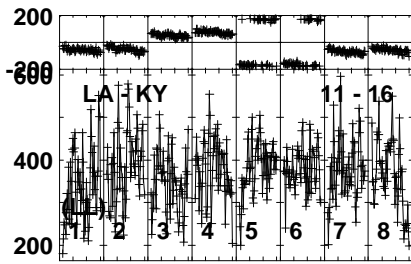
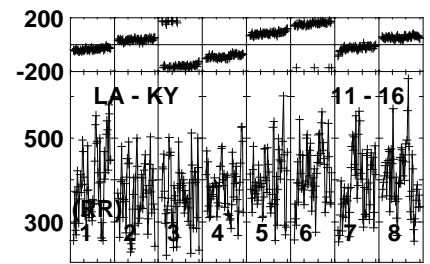
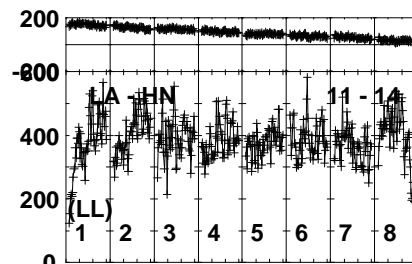
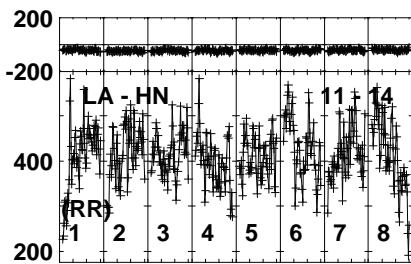
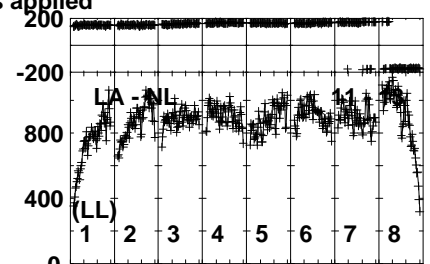
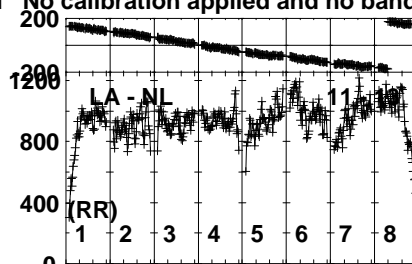
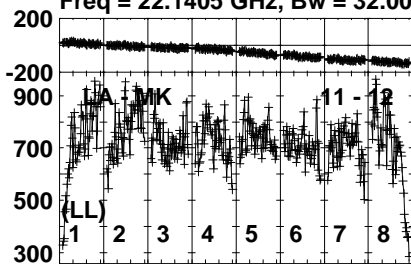
Lower frame: Milli Ampl Jy Top frame: Phas deg
Vector averaged cross-power spectrum Several baselines displayed
Timerange: 00/10:57:48 to 00/11:04:36

Plot file version 141 created 14-APR-2023 12:12:06

3C84 GP060.UVDATA.1

Freq = 22.1405 GHz, Bw = 32.000 MH

No calibration applied and no bandpass applied



040040040040040040040040040040
Channels

040040040040040040040040040040
Channels

040040040040040040040040040040
Channels

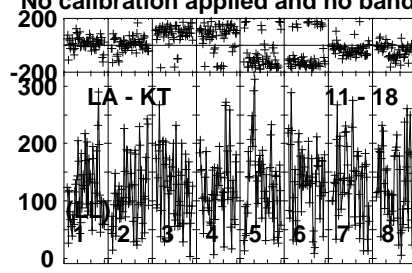
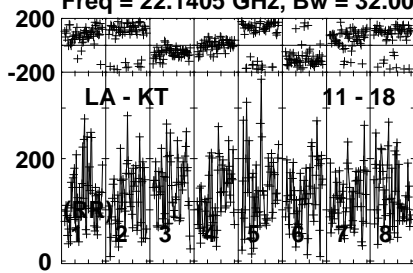
Lower frame: Micro Ampl Jy Top frame: Phas deg
Vector averaged cross-power spectrum Several baselines displayed
Timerange: 00/10:57:48 to 00/11:04:36

Plot file version 142 created 14-APR-2023 12:12:06

3C84 GP060.UVDATA.1

Freq = 22.1405 GHz, Bw = 32.000 MH

No calibration applied and no bandpass applied



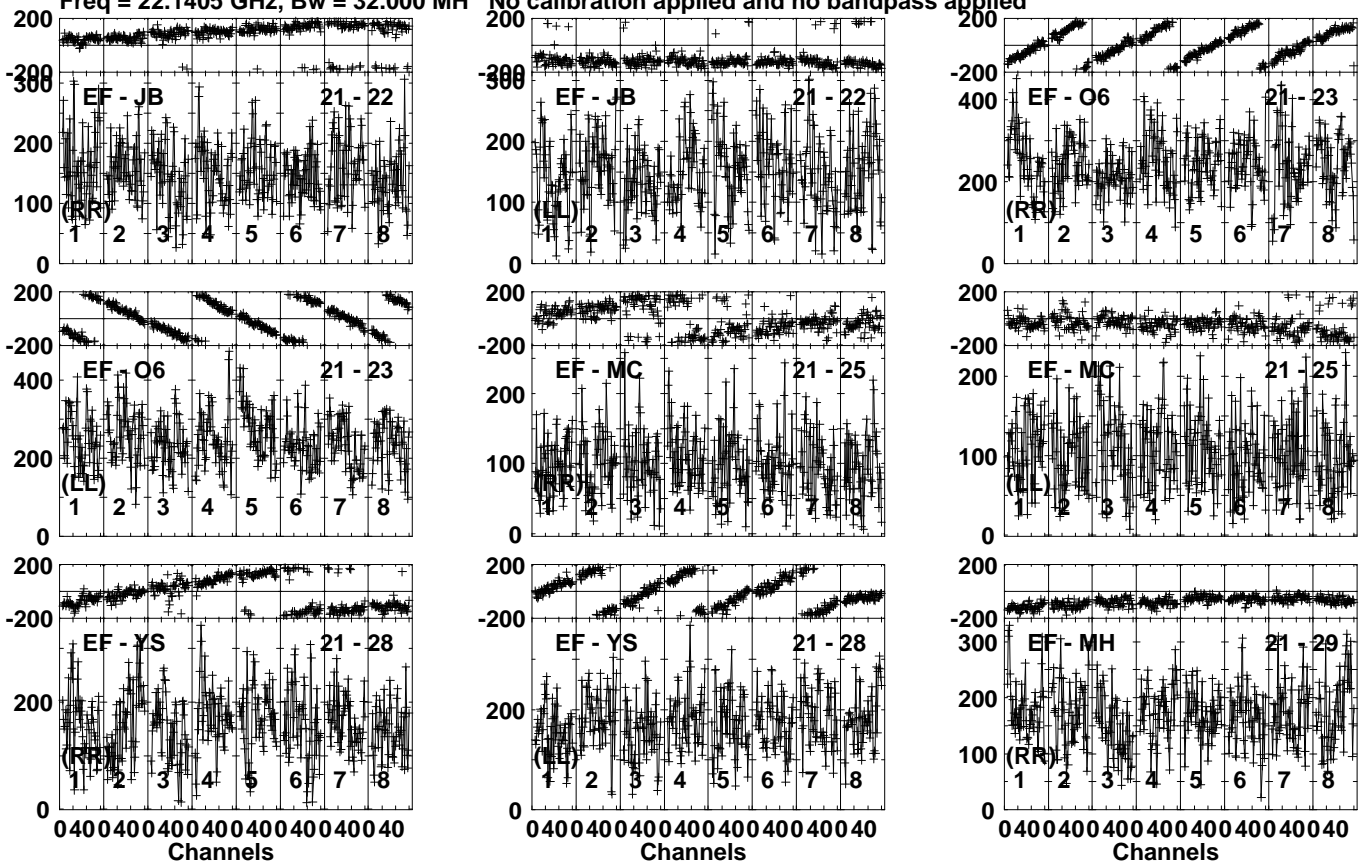
Lower frame: Micro Ampl Jy Top frame: Phas deg
Vector averaged cross-power spectrum Several baselines displayed
Timerange: 00/10:57:48 to 00/11:04:36

Plot file version 143 created 14-APR-2023 12:12:41

J0029+3456 GP060.UVDATA.1

Freq = 22.1405 GHz, Bw = 32.000 MH

No calibration applied and no bandpass applied

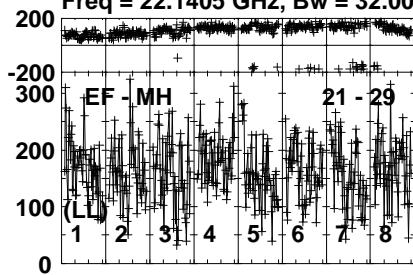


Lower frame: Micro Ampl Jy Top frame: Phas deg
Vector averaged cross-power spectrum Several baselines displayed
Timerange: 00/14:28:06 to 00/14:31:24

Plot file version 144 created 14-APR-2023 12:12:41

J0029+3456 GP060.UVDATA.1

Freq = 22.1405 GHz, Bw = 32.000 MH No calibration applied and no bandpass applied



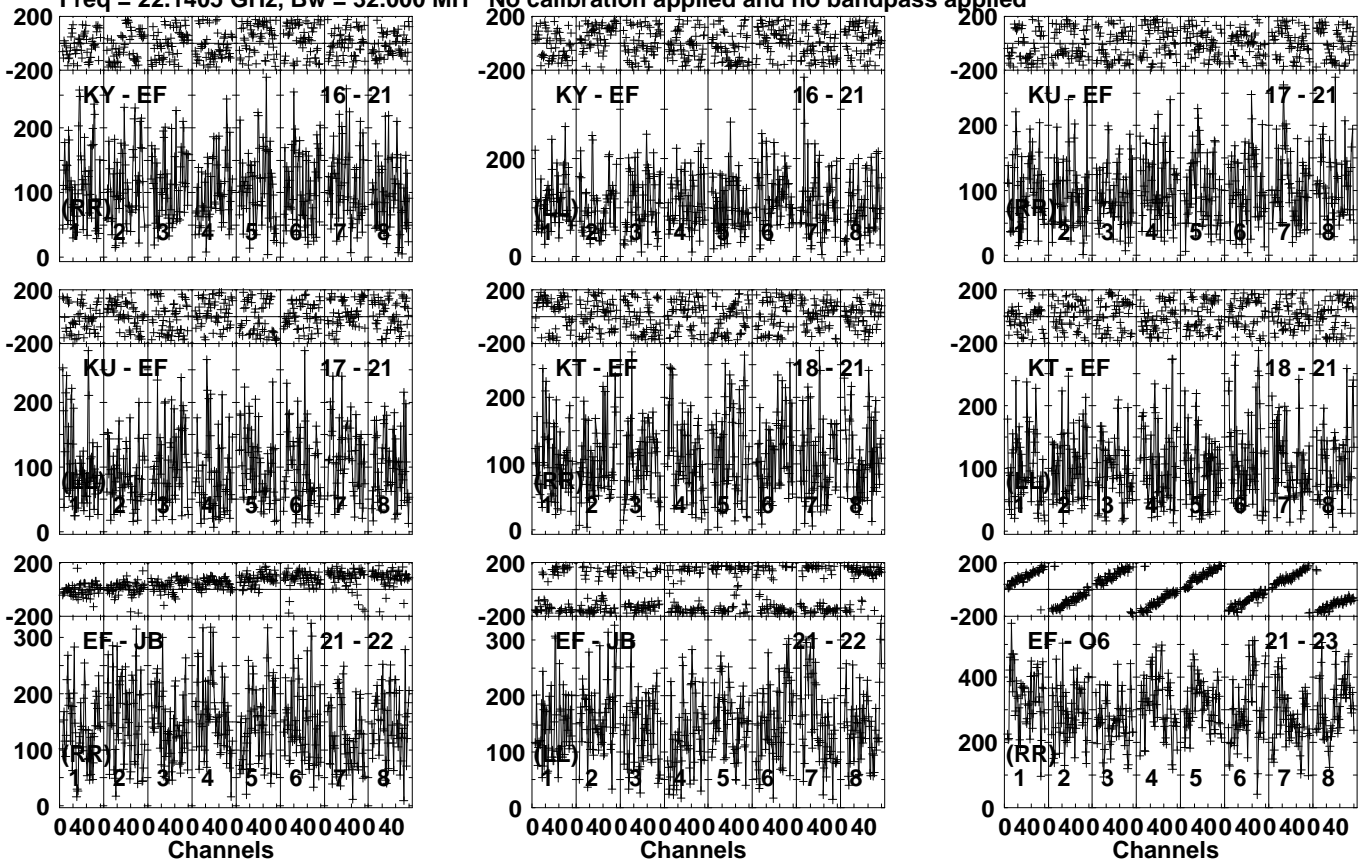
Lower frame: Micro Ampl Jy Top frame: Phas deg
Vector averaged cross-power spectrum Several baselines displayed
Timerange: 00/14:28:06 to 00/14:31:24

Plot file version 145 created 14-APR-2023 12:12:44

J0029+3456 GP060.UVDATA.1

Freq = 22.1405 GHz, Bw = 32.000 MH

No calibration applied and no bandpass applied



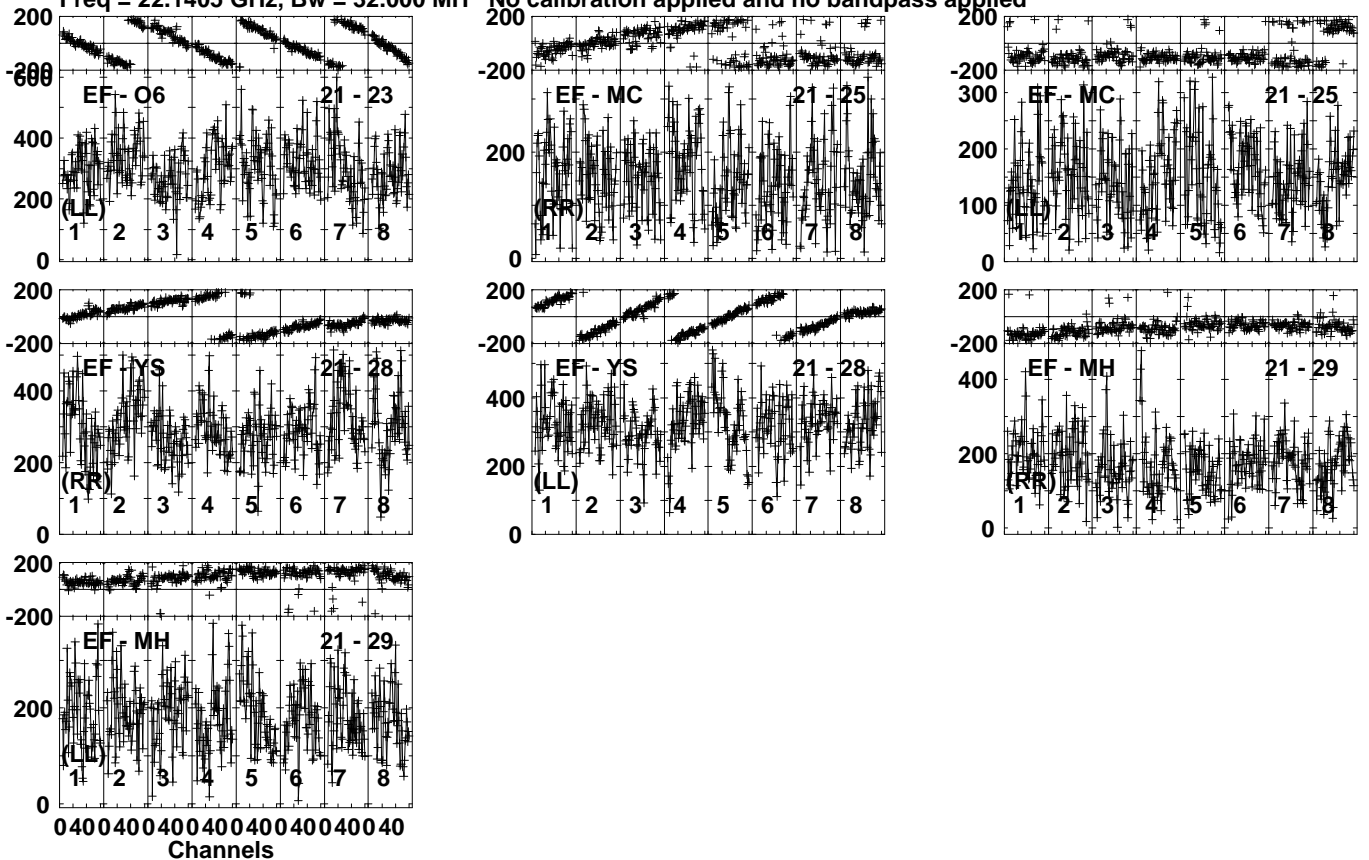
Lower frame: Micro Ampl Jy Top frame: Phas deg
Vector averaged cross-power spectrum Several baselines displayed
Timerange: 00/14:32:17 to 00/14:34:15

Plot file version 146 created 14-APR-2023 12:12:44

J0029+3456 GP060.UVDATA.1

Freq = 22.1405 GHz, Bw = 32.000 MH

No calibration applied and no bandpass applied



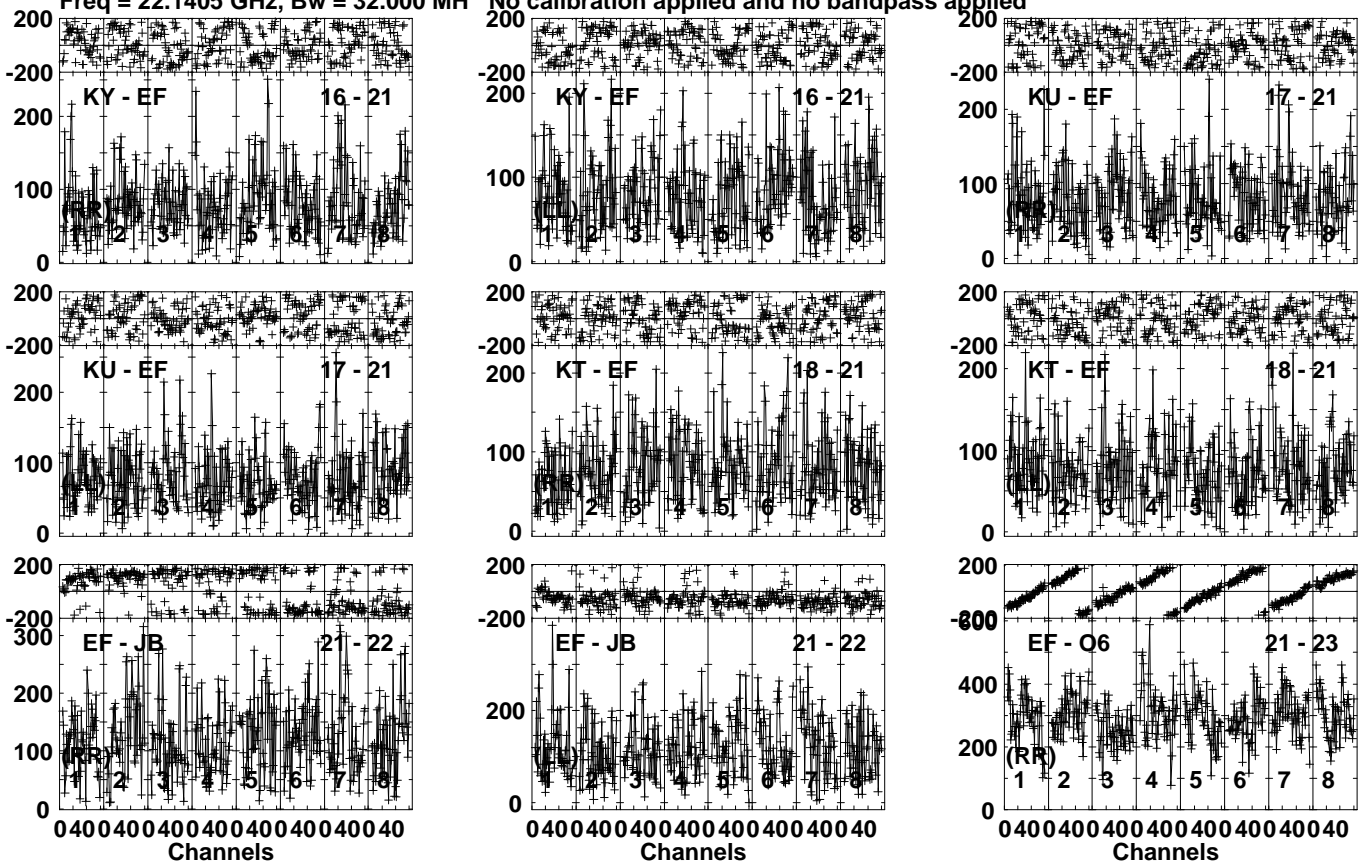
Lower frame: Micro Ampl Jy Top frame: Phas deg
Vector averaged cross-power spectrum Several baselines displayed
Timerange: 00/14:32:17 to 00/14:34:15

Plot file version 147 created 14-APR-2023 12:12:51

J0029+3456 GP060.UVDATA.1

Freq = 22.1405 GHz, Bw = 32.000 MH

No calibration applied and no bandpass applied



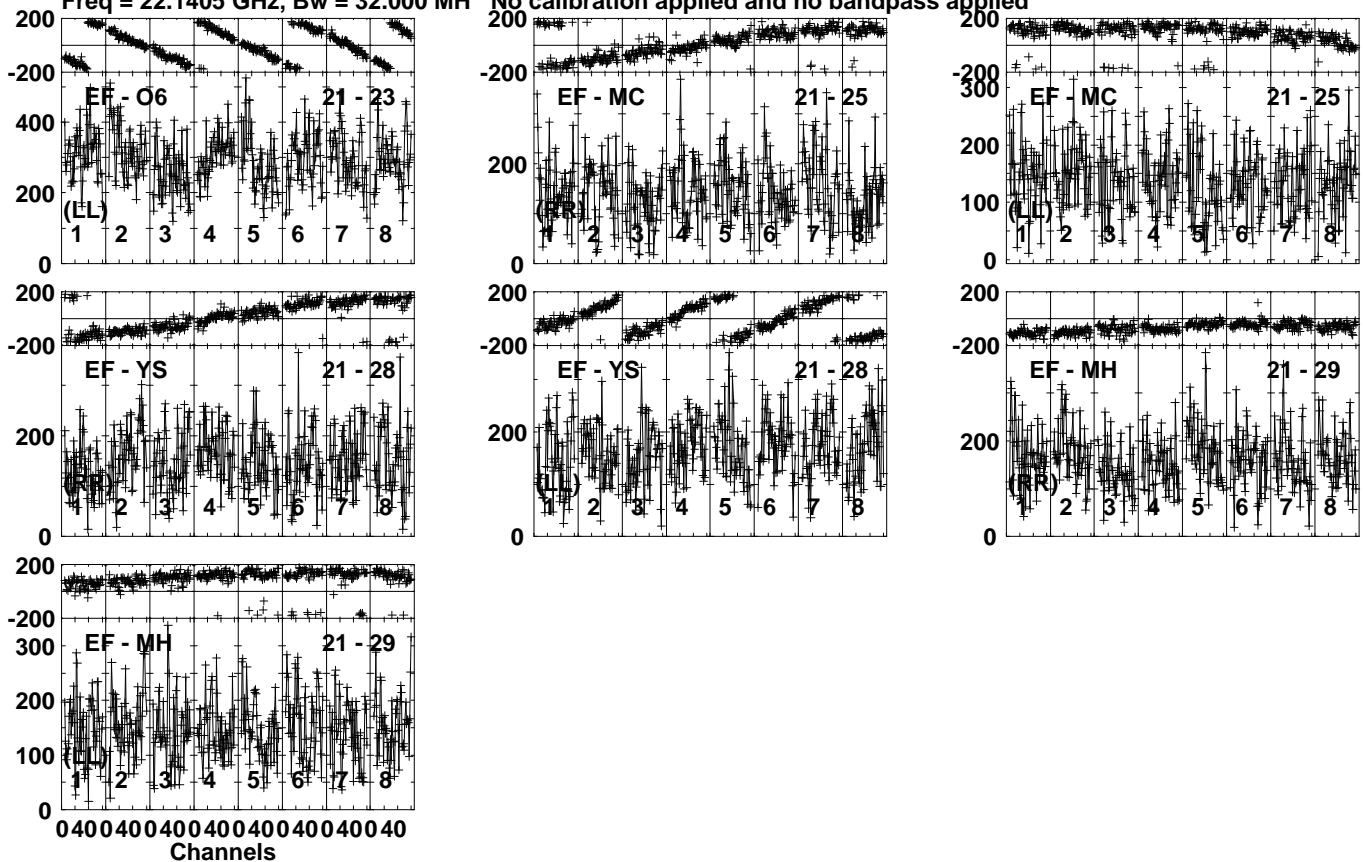
Lower frame: Micro Ampl Jy Top frame: Phas deg
Vector averaged cross-power spectrum Several baselines displayed
Timerange: 00/14:47:23 to 00/14:50:38

Plot file version 148 created 14-APR-2023 12:12:51

J0029+3456 GP060.UVDATA.1

Freq = 22.1405 GHz, Bw = 32.000 MH

No calibration applied and no bandpass applied



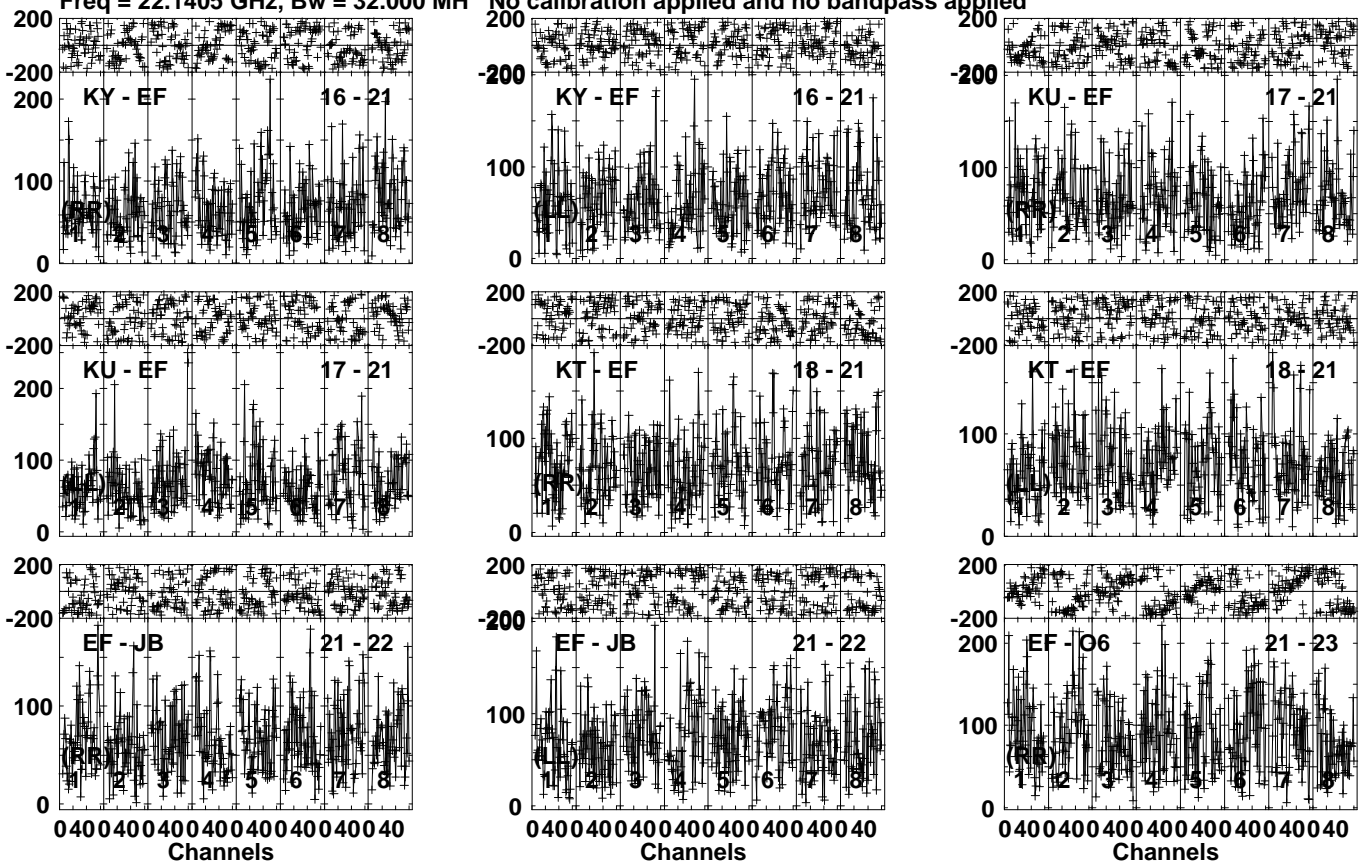
Lower frame: Micro Ampl Jy Top frame: Phas deg
Vector averaged cross-power spectrum Several baselines displayed
Timerange: 00/14:47:23 to 00/14:50:38

Plot file version 149 created 14-APR-2023 12:13:00

J0029+3456 GP060.UVDATA.1

Freq = 22.1405 GHz, Bw = 32.000 MH

No calibration applied and no bandpass applied



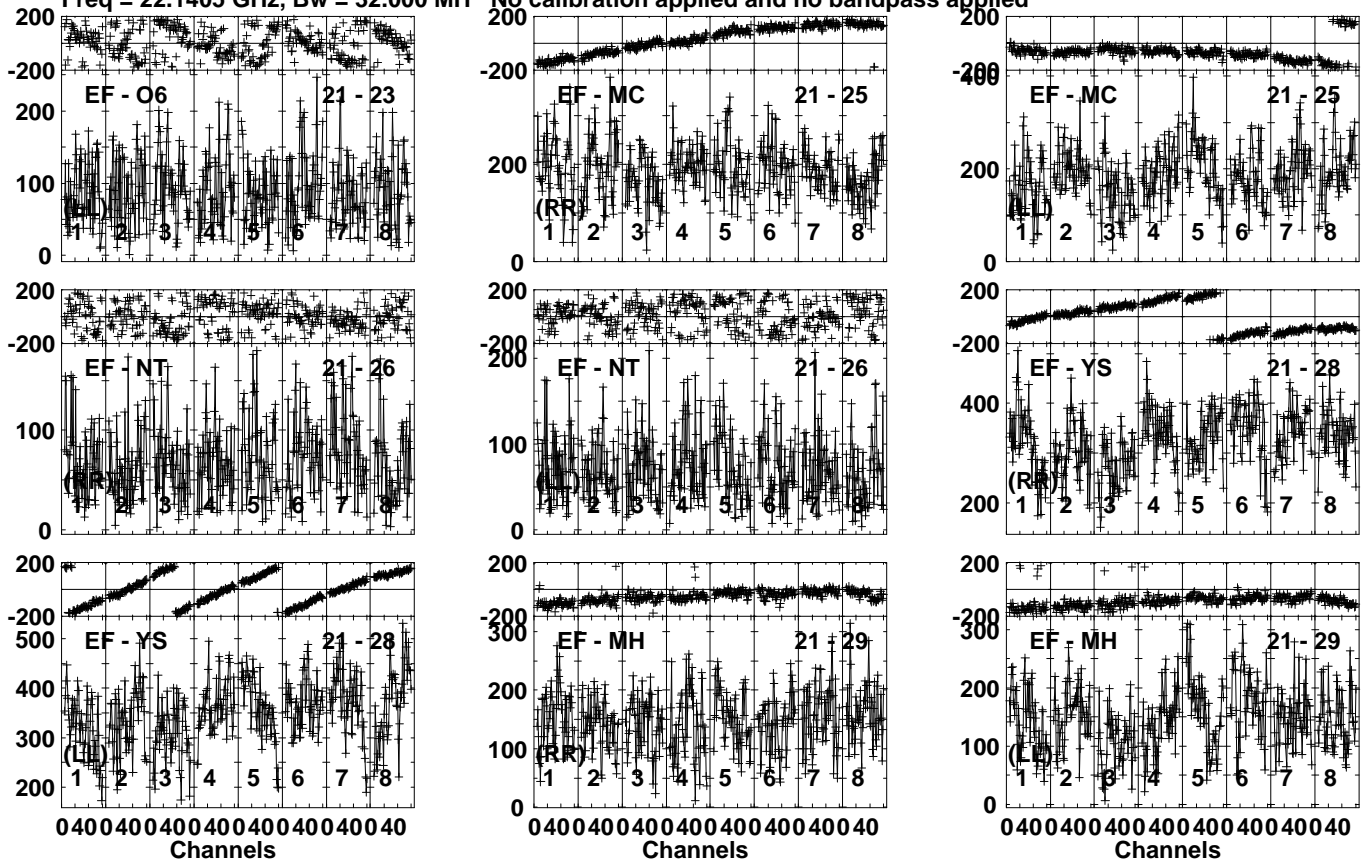
Lower frame: Micro Ampl Jy Top frame: Phas deg
Vector averaged cross-power spectrum Several baselines displayed
Timerange: 00/15:19:12 to 00/15:23:14

Plot file version 150 created 14-APR-2023 12:13:00

J0029+3456 GP060.UVDATA.1

Freq = 22.1405 GHz, Bw = 32.000 MH

No calibration applied and no bandpass applied



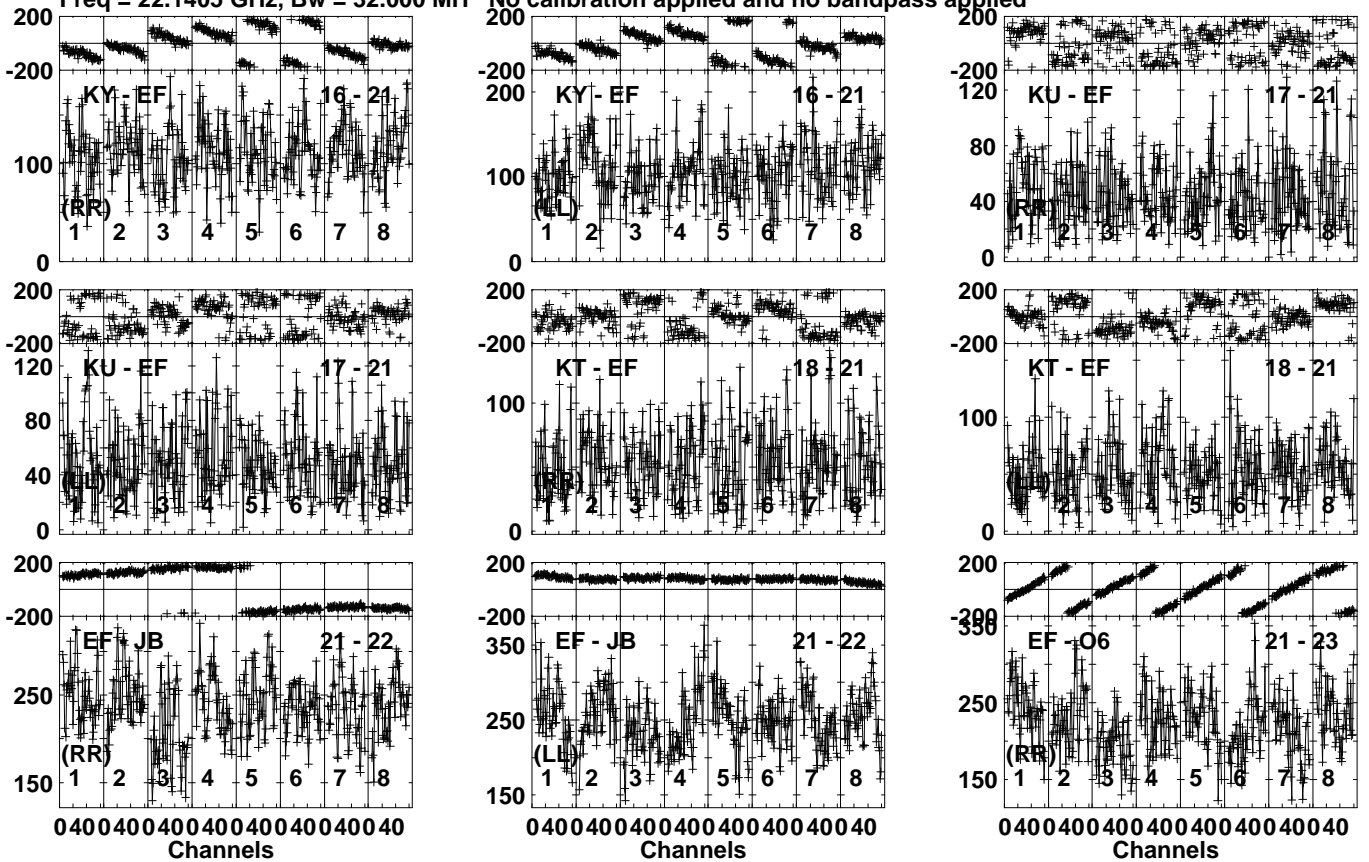
Lower frame: Micro Ampl Jy Top frame: Phas deg
Vector averaged cross-power spectrum Several baselines displayed
Timerange: 00/15:19:12 to 00/15:23:14

Plot file version 151 created 14-APR-2023 12:13:03

NGC0315 GP060.UVDATA.1

Freq = 22.1405 GHz, Bw = 32.000 MH

No calibration applied and no bandpass applied



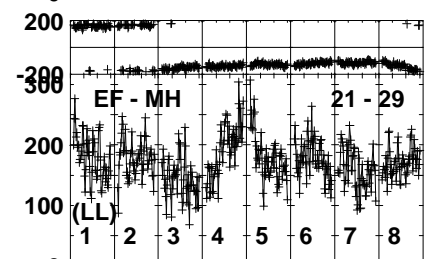
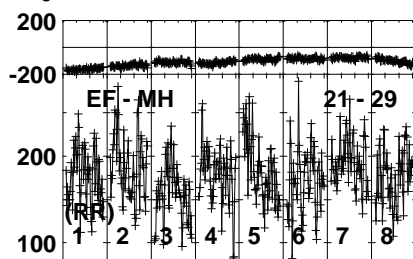
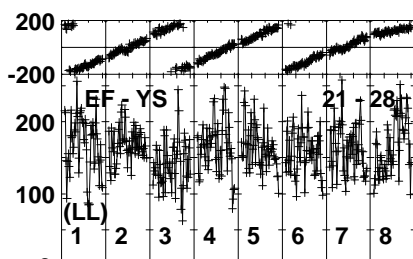
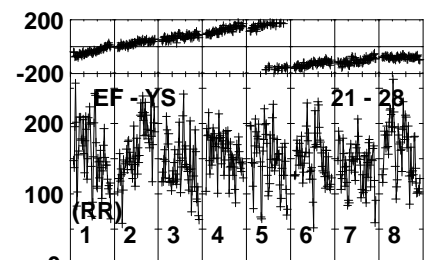
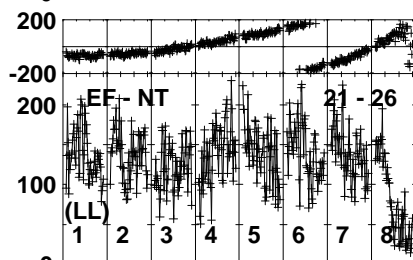
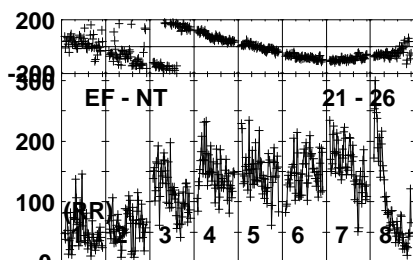
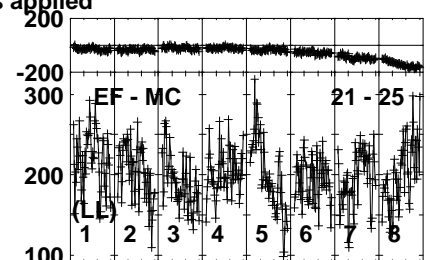
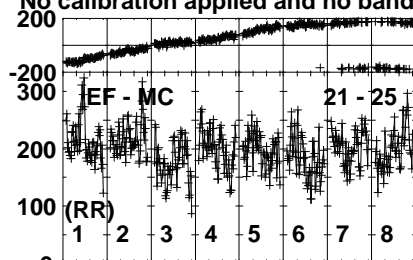
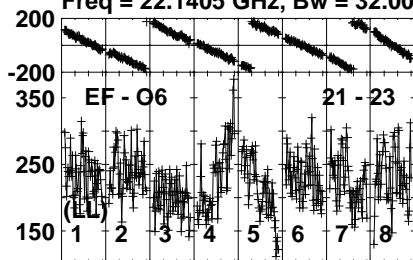
Lower frame: Micro Ampl Jy Top frame: Phas deg
Vector averaged cross-power spectrum Several baselines displayed
Timerange: 00/15:24:37 to 00/15:36:45

Plot file version 152 created 14-APR-2023 12:13:03

NGC0315 GP060.UVDATA.1

Freq = 22.1405 GHz, Bw = 32.000 MH

No calibration applied and no bandpass applied



040040040040040040040040

Channels Lower frame: Micro Ampl Jy Top frame: Phas deg

Vector averaged cross-power spectrum Several baselines displayed

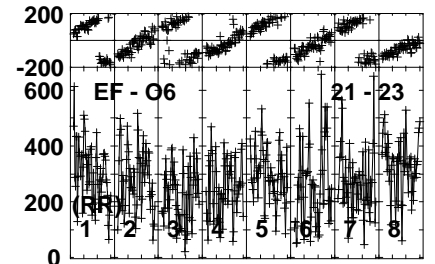
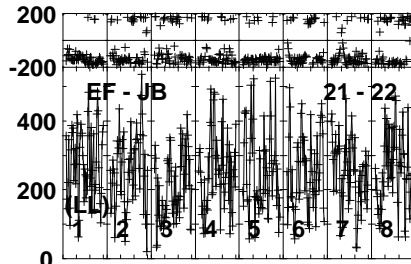
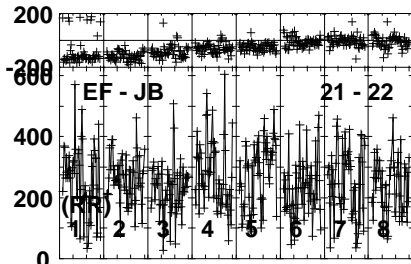
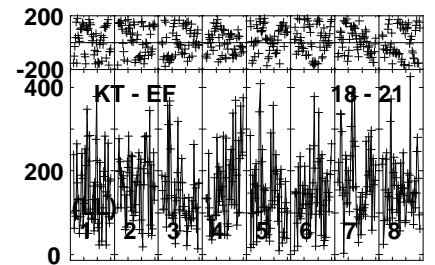
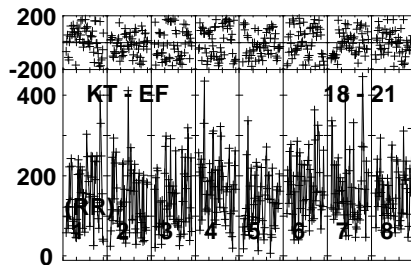
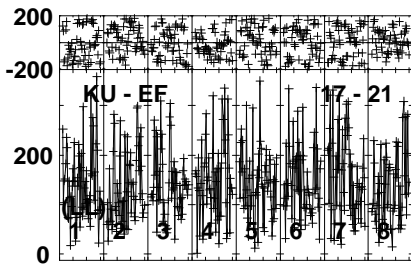
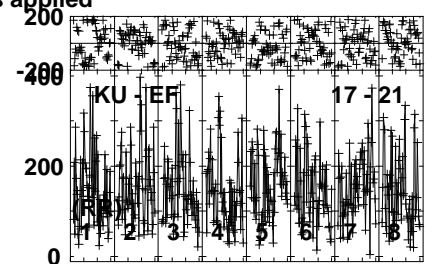
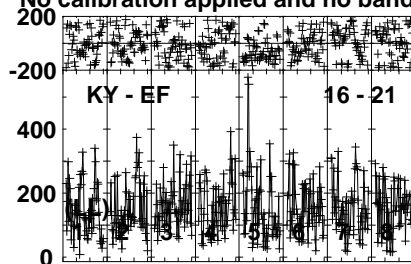
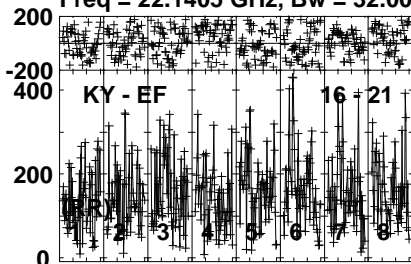
Timerange: 00/15:24:37 to 00/15:36:45

Plot file version 153 created 14-APR-2023 12:13:06

J0029+3456 GP060.UVDATA.1

Freq = 22.1405 GHz, Bw = 32.000 MH

No calibration applied and no bandpass applied



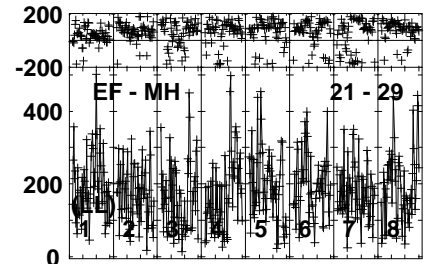
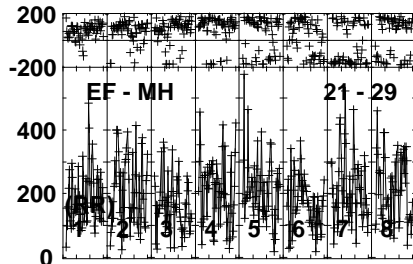
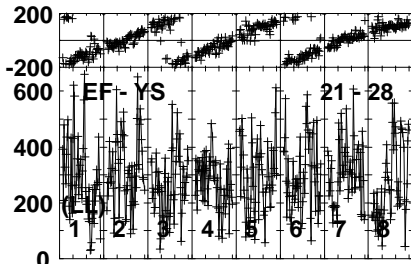
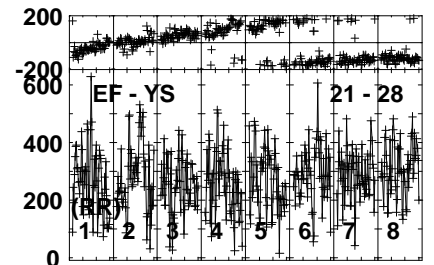
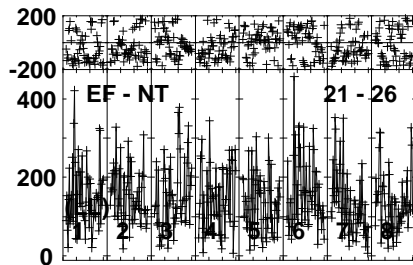
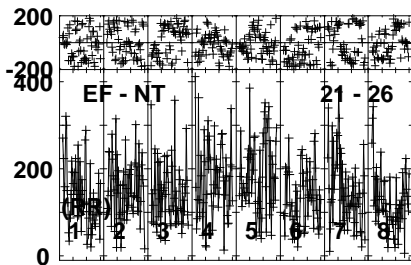
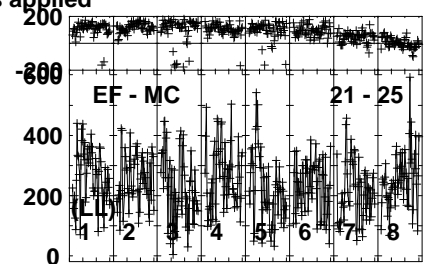
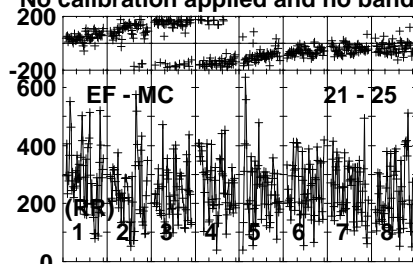
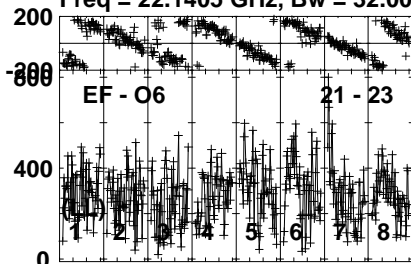
Lower frame: Micro Ampl Jy Top frame: Phas deg
Vector averaged cross-power spectrum Several baselines displayed
Timerange: 00/15:38:07 to 00/15:39:05

Plot file version 154 created 14-APR-2023 12:13:07

J0029+3456 GP060.UVDATA.1

Freq = 22.1405 GHz, Bw = 32.000 MH

No calibration applied and no bandpass applied



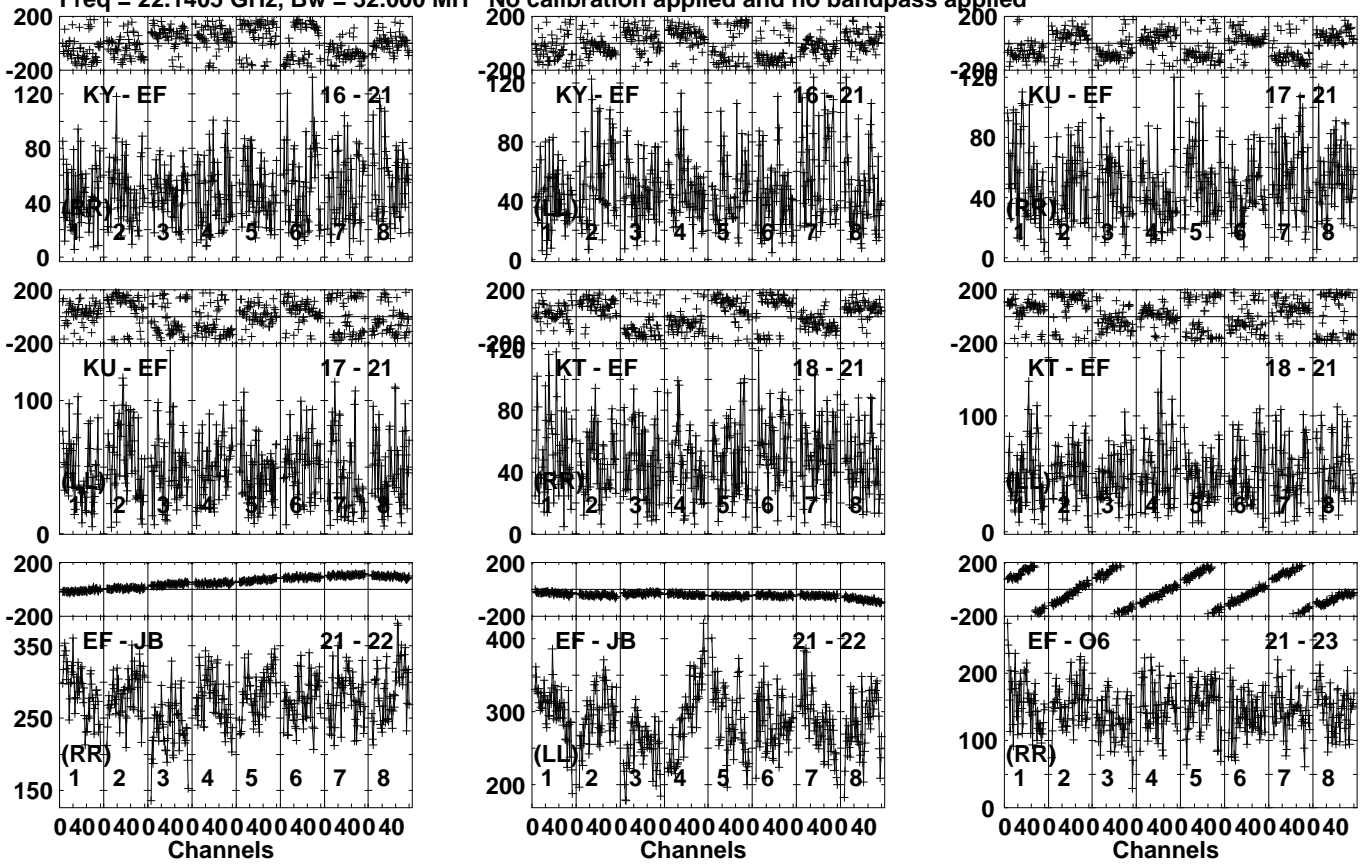
Lower frame: Micro Ampl Jy Top frame: Phas deg
Vector averaged cross-power spectrum Several baselines displayed
Timerange: 00/15:38:07 to 00/15:39:05

Plot file version 155 created 14-APR-2023 12:13:10

NGC0315 GP060.UVDATA.1

Freq = 22.1405 GHz, Bw = 32.000 MH

No calibration applied and no bandpass applied



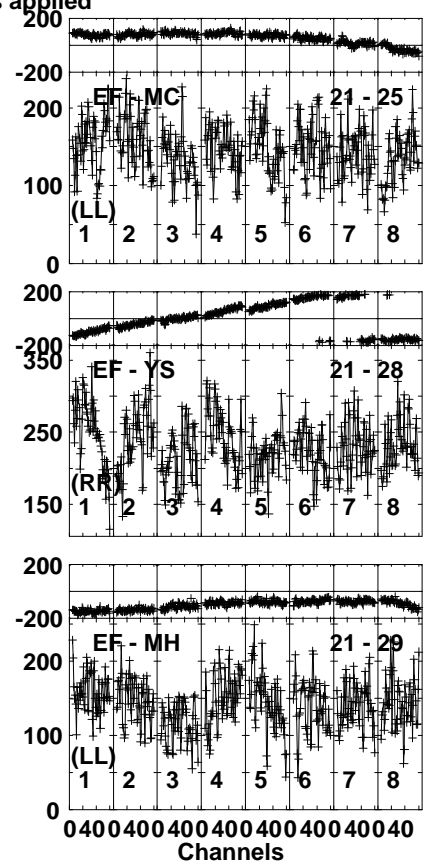
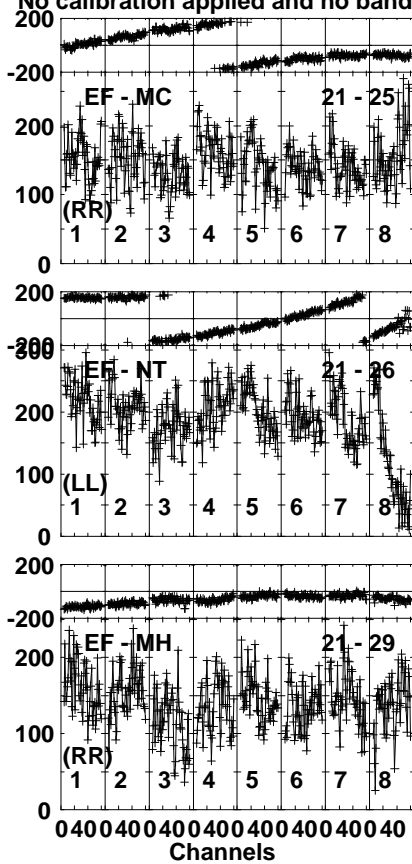
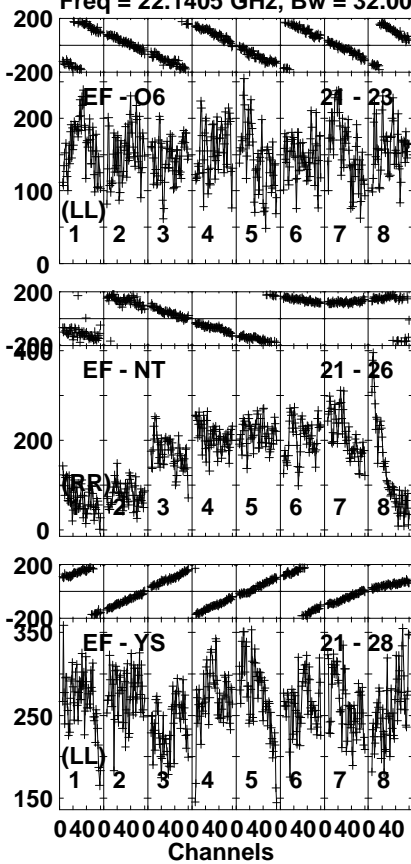
Lower frame: Micro Ampl Jy Top frame: Phas deg
Vector averaged cross-power spectrum Several baselines displayed
Timerange: 00/15:40:27 to 00/15:52:35

Plot file version 156 created 14-APR-2023 12:13:10

NGC0315 GP060.UVDATA.1

Freq = 22.1405 GHz, Bw = 32.000 MH

No calibration applied and no bandpass applied



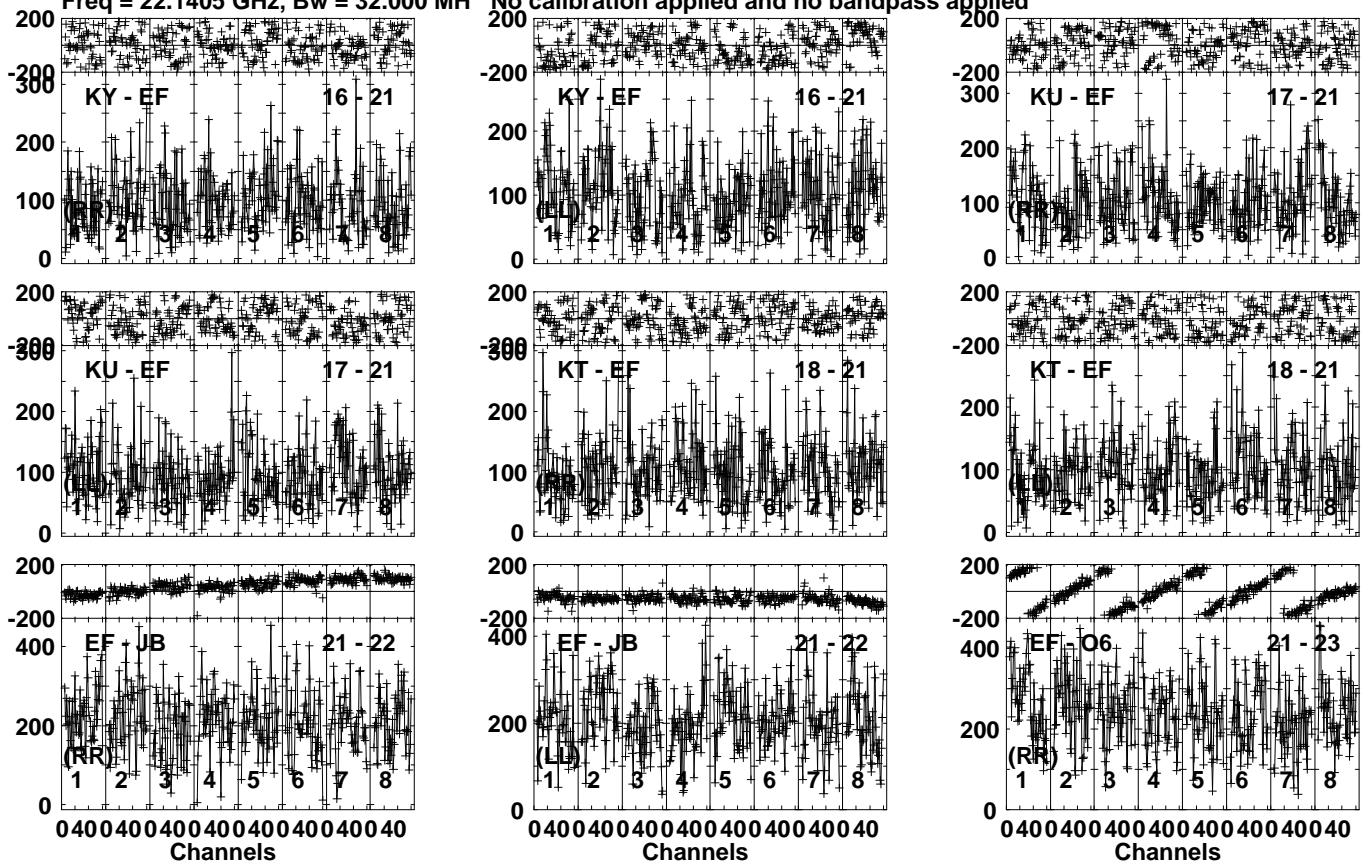
Lower frame: Micro Ampl Jy Top frame: Phas deg
Vector averaged cross-power spectrum Several baselines displayed
Timerange: 00/15:40:27 to 00/15:52:35

Plot file version 157 created 14-APR-2023 12:13:16

J0029+3456 GP060.UVDATA.1

Freq = 22.1405 GHz, Bw = 32.000 MH

No calibration applied and no bandpass applied



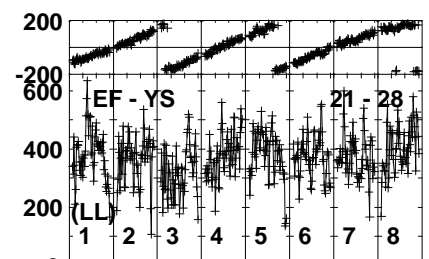
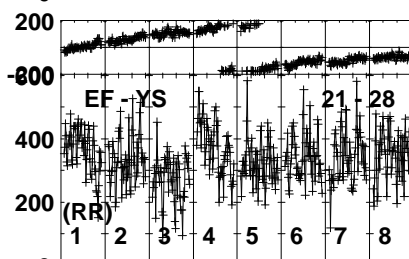
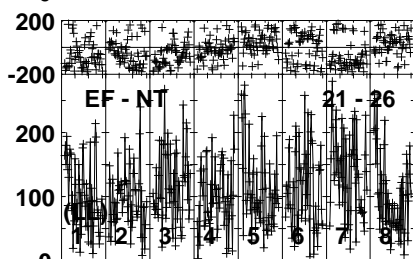
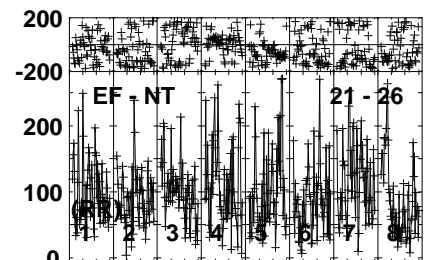
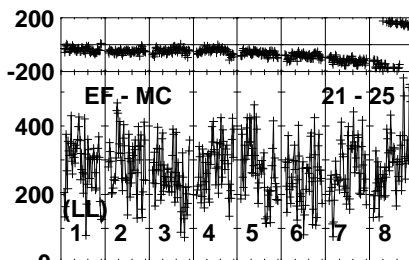
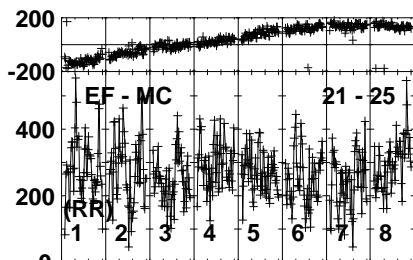
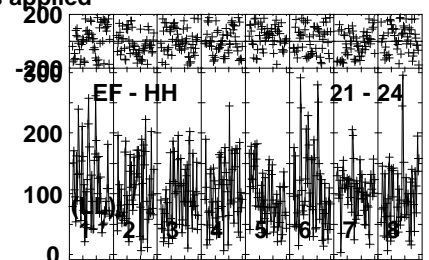
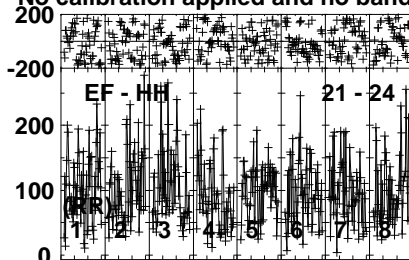
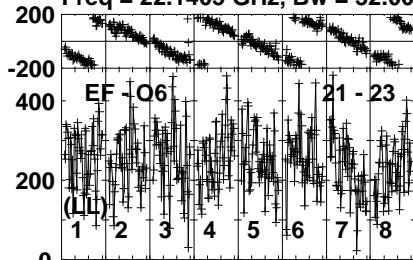
Lower frame: Micro Ampl Jy Top frame: Phas deg
Vector averaged cross-power spectrum Several baselines displayed
Timerange: 00/16:06:38 to 00/16:08:36

Plot file version 158 created 14-APR-2023 12:13:17

J0029+3456 GP060.UVDATA.1

Freq = 22.1405 GHz, Bw = 32.000 MH

No calibration applied and no bandpass applied



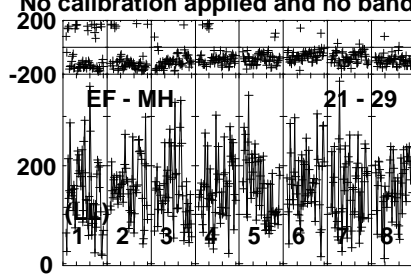
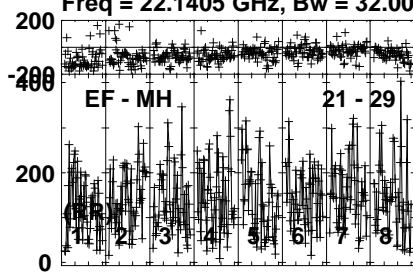
Lower frame: Micro Ampl Jy Top frame: Phas deg
Vector averaged cross-power spectrum Several baselines displayed
Timerange: 00/16:06:38 to 00/16:08:36

Plot file version 159 created 14-APR-2023 12:13:17

J0029+3456 GP060.UVDATA.1

Freq = 22.1405 GHz, Bw = 32.000 MH

No calibration applied and no bandpass applied



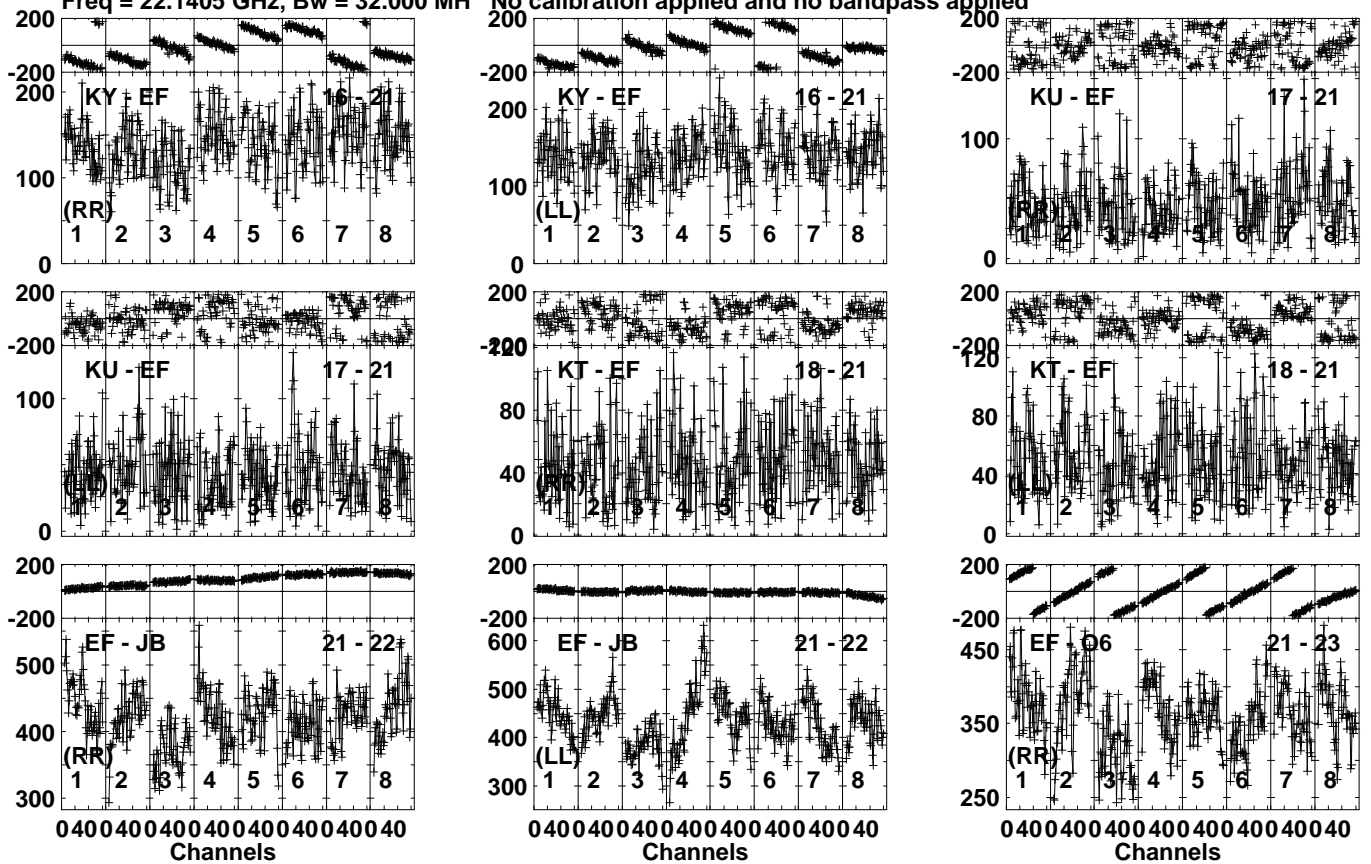
Lower frame: Micro Ampl Jy Top frame: Phas deg
Vector averaged cross-power spectrum Several baselines displayed
Timerange: 00/16:06:38 to 00/16:08:36

Plot file version 160 created 14-APR-2023 12:13:20

NGC0315 GP060.UVDATA.1

Freq = 22.1405 GHz, Bw = 32.000 MH

No calibration applied and no bandpass applied



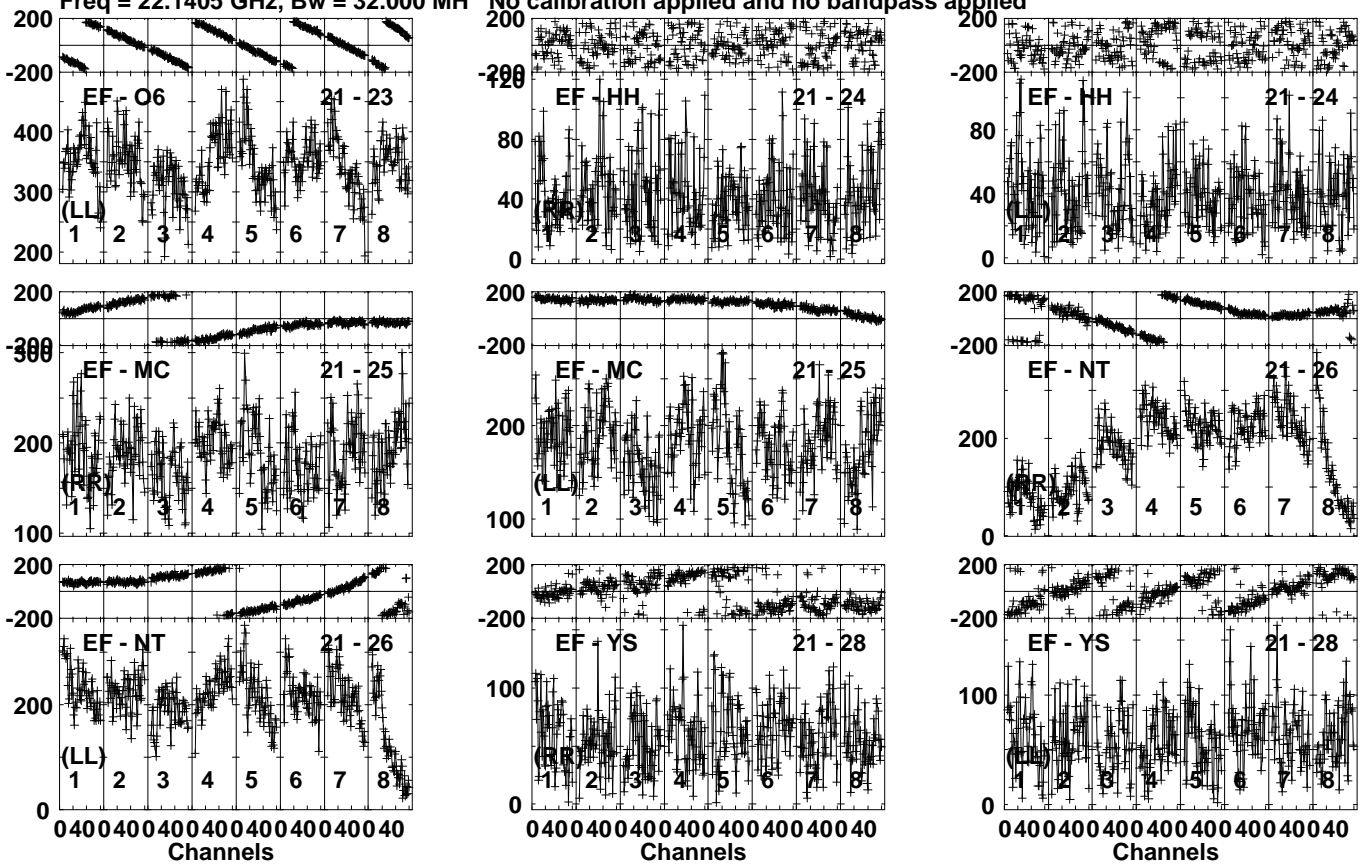
Lower frame: Micro Ampl Jy Top frame: Phas deg
Vector averaged cross-power spectrum Several baselines displayed
Timerange: 00/16:09:58 to 00/16:22:11

Plot file version 161 created 14-APR-2023 12:13:20

NGC0315 GP060.UVDATA.1

Freq = 22.1405 GHz, Bw = 32.000 MH

No calibration applied and no bandpass applied



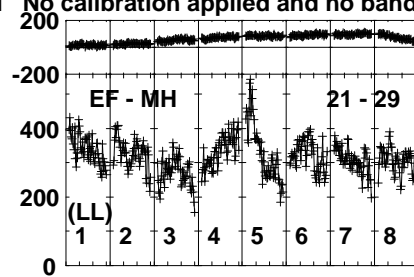
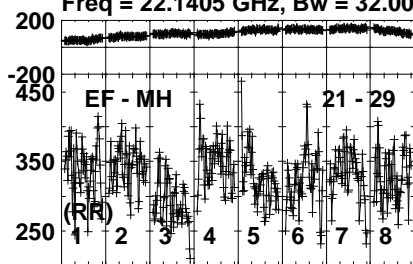
Lower frame: Micro Ampl Jy Top frame: Phas deg
Vector averaged cross-power spectrum Several baselines displayed
Timerange: 00/16:09:58 to 00/16:22:11

Plot file version 162 created 14-APR-2023 12:13:21

NGC0315 GP060.UVDATA.1

Freq = 22.1405 GHz, Bw = 32.000 MH

No calibration applied and no bandpass applied



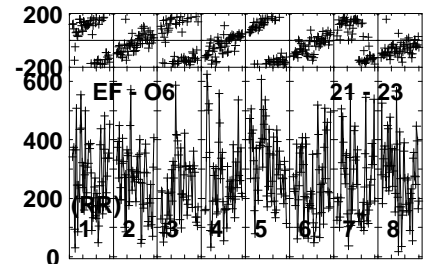
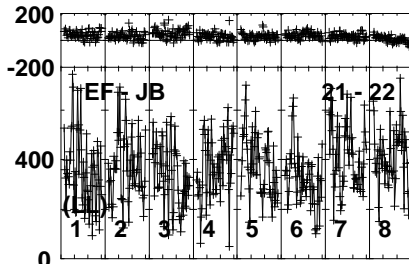
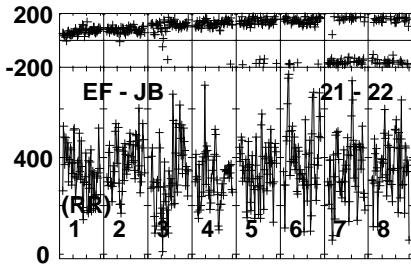
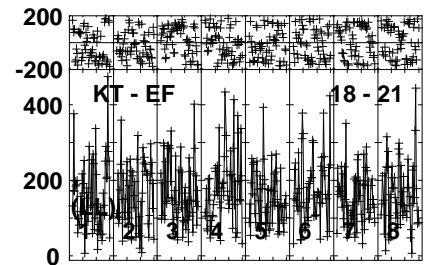
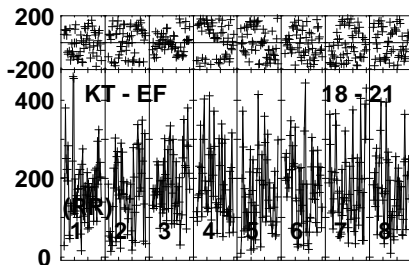
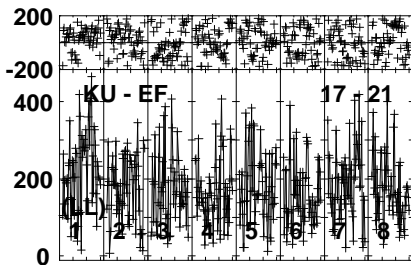
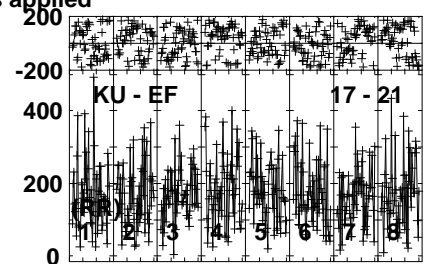
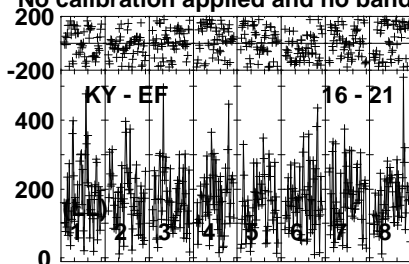
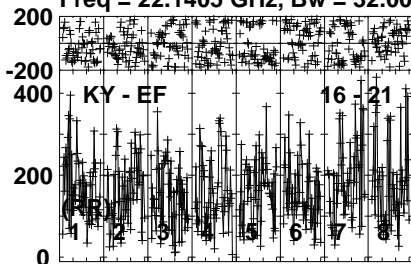
Lower frame: Micro Ampl Jy Top frame: Phas deg
Vector averaged cross-power spectrum Several baselines displayed
Timerange: 00/16:09:58 to 00/16:22:11

Plot file version 163 created 14-APR-2023 12:13:24

J0029+3456 GP060.UVDATA.1

Freq = 22.1405 GHz, Bw = 32.000 MH

No calibration applied and no bandpass applied



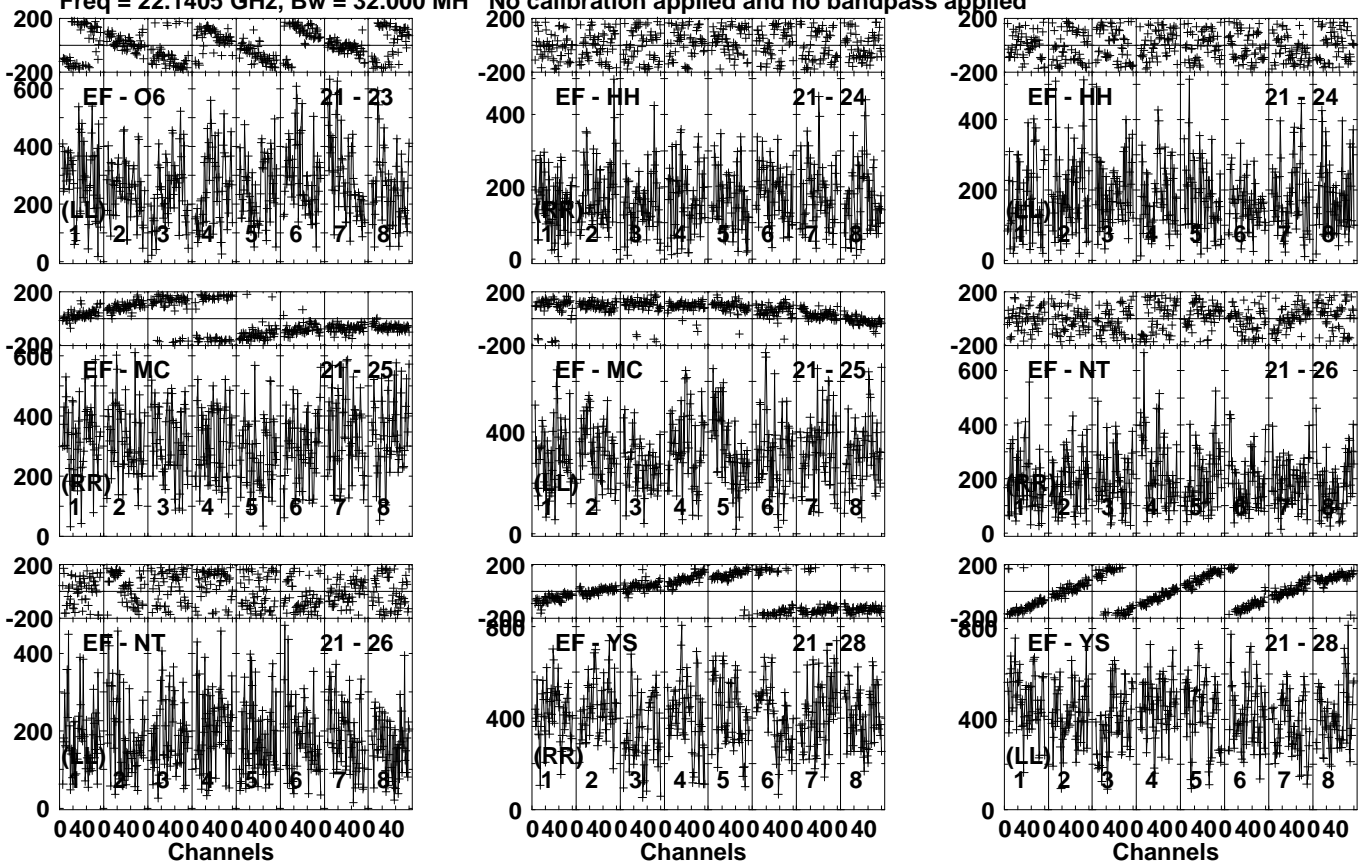
Lower frame: Micro Ampl Jy Top frame: Phas deg
Vector averaged cross-power spectrum Several baselines displayed
Timerange: 00/16:23:33 to 00/16:24:31

Plot file version 164 created 14-APR-2023 12:13:24

J0029+3456 GP060.UVDATA.1

Freq = 22.1405 GHz, Bw = 32.000 MH

No calibration applied and no bandpass applied



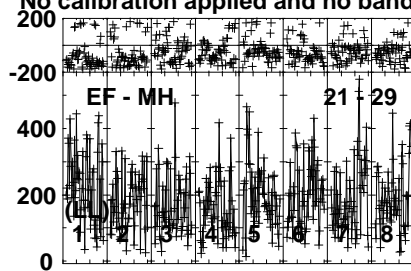
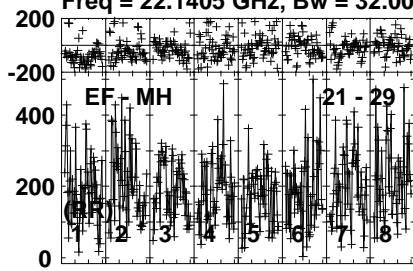
Lower frame: Micro Ampl Jy Top frame: Phas deg
Vector averaged cross-power spectrum Several baselines displayed
Timerange: 00/16:23:33 to 00/16:24:31

Plot file version 165 created 14-APR-2023 12:13:25

J0029+3456 GP060.UVDATA.1

Freq = 22.1405 GHz, Bw = 32.000 MH

No calibration applied and no bandpass applied



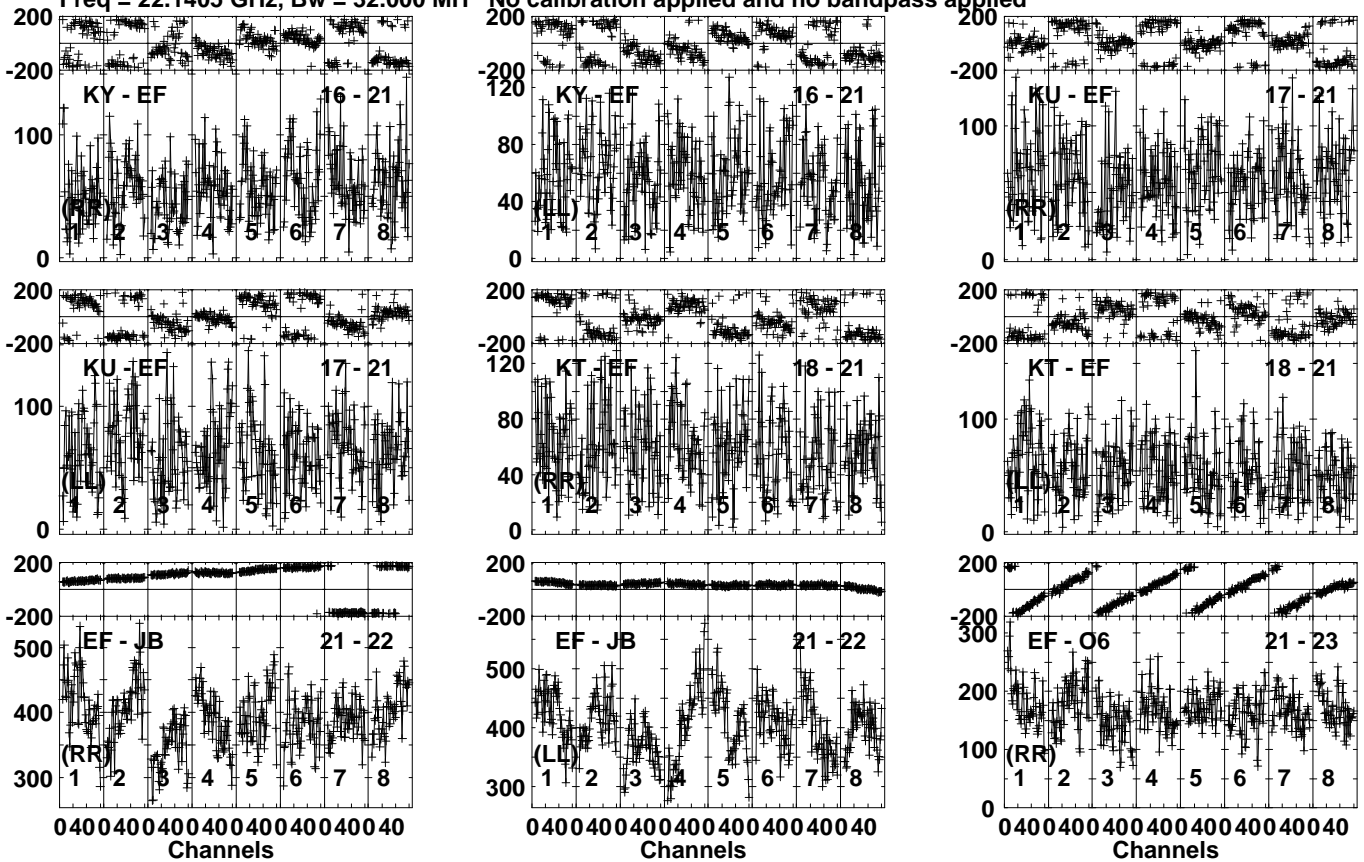
Lower frame: Micro Ampl Jy Top frame: Phas deg
Vector averaged cross-power spectrum Several baselines displayed
Timerange: 00/16:23:33 to 00/16:24:31

Plot file version 166 created 14-APR-2023 12:13:28

NGC0315 GP060.UVDATA.1

Freq = 22.1405 GHz, Bw = 32.000 MH

No calibration applied and no bandpass applied



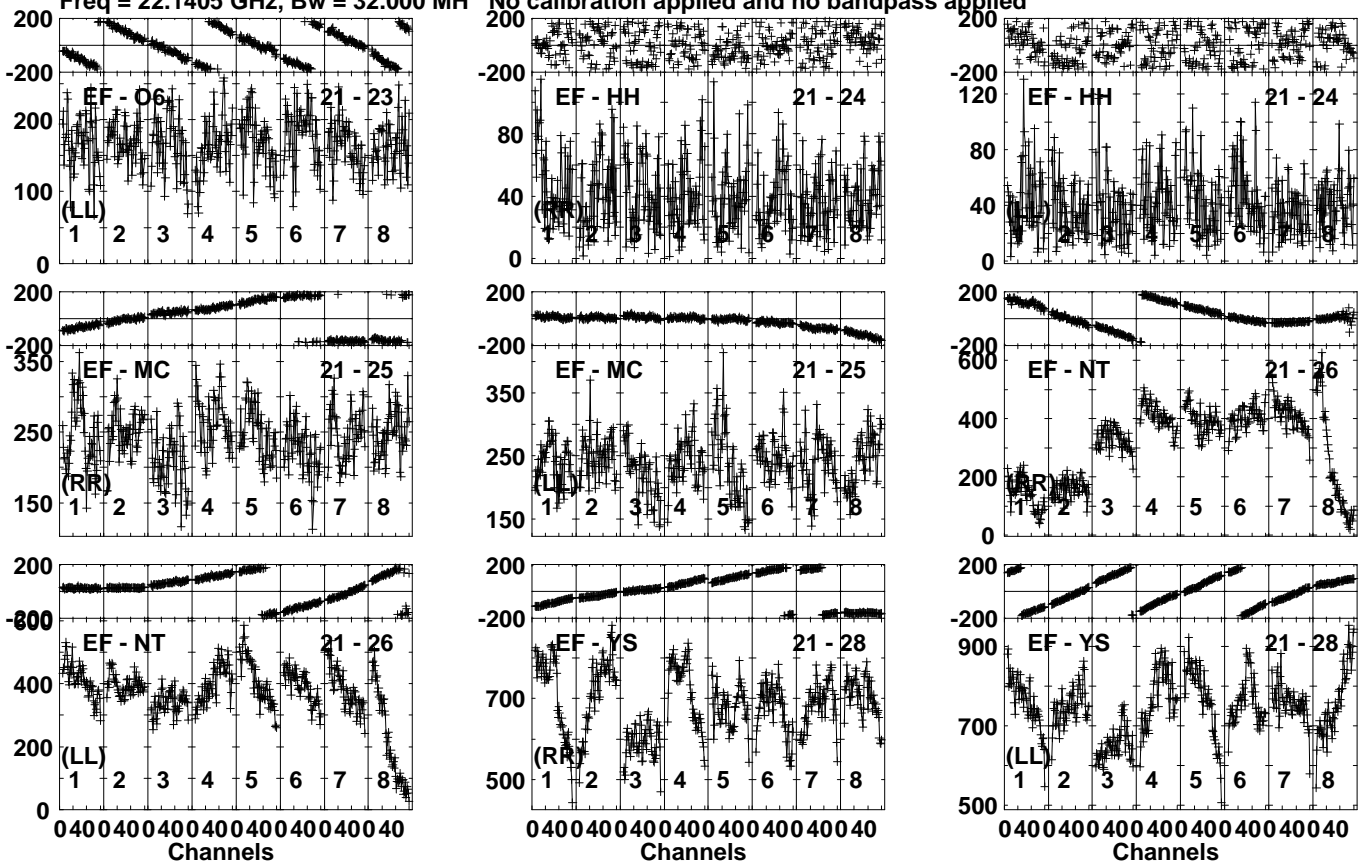
Lower frame: Micro Ampl Jy Top frame: Phas deg
Vector averaged cross-power spectrum Several baselines displayed
Timerange: 00/16:25:53 to 00/16:38:06

Plot file version 167 created 14-APR-2023 12:13:29

NGC0315 GP060.UVDATA.1

Freq = 22.1405 GHz, Bw = 32.000 MH

No calibration applied and no bandpass applied

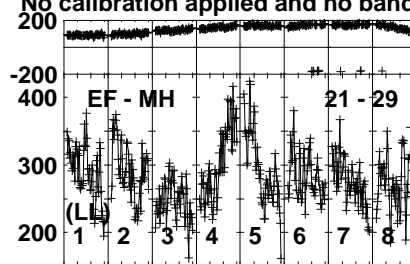
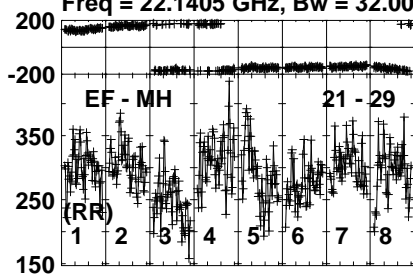


Plot file version 168 created 14-APR-2023 12:13:29

NGC0315 GP060.UVDATA.1

Freq = 22.1405 GHz, Bw = 32.000 MH

No calibration applied and no bandpass applied



Lower frame: Micro Ampl Jy Top frame: Phas deg

Vector averaged cross-power spectrum Several baselines displayed

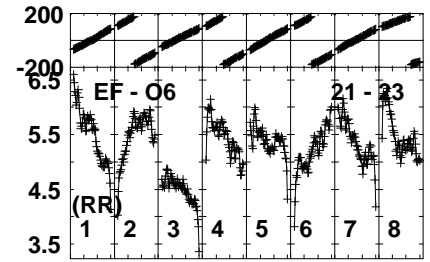
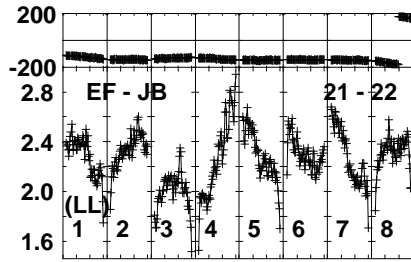
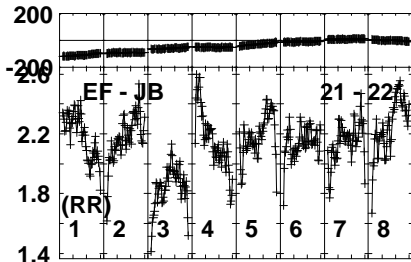
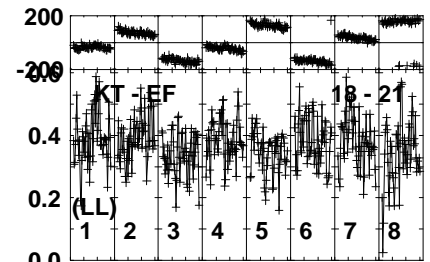
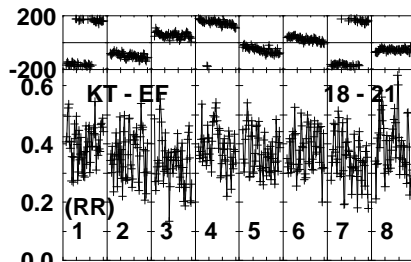
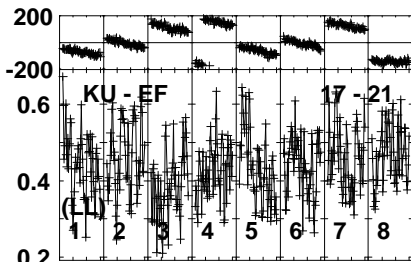
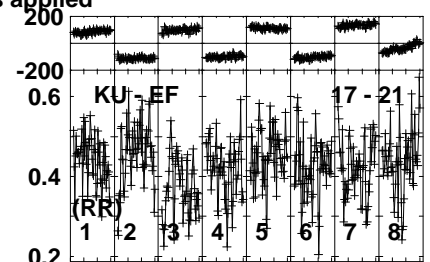
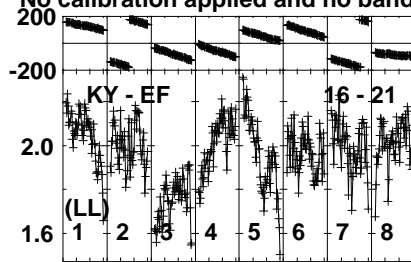
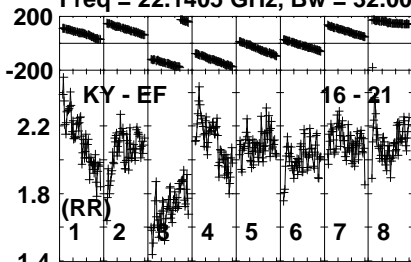
Timerange: 00/16:25:53 to 00/16:38:06

Plot file version 169 created 14-APR-2023 12:13:30

3C84 GP060.UVDATA.1

Freq = 22.1405 GHz, Bw = 32.000 MH

No calibration applied and no bandpass applied



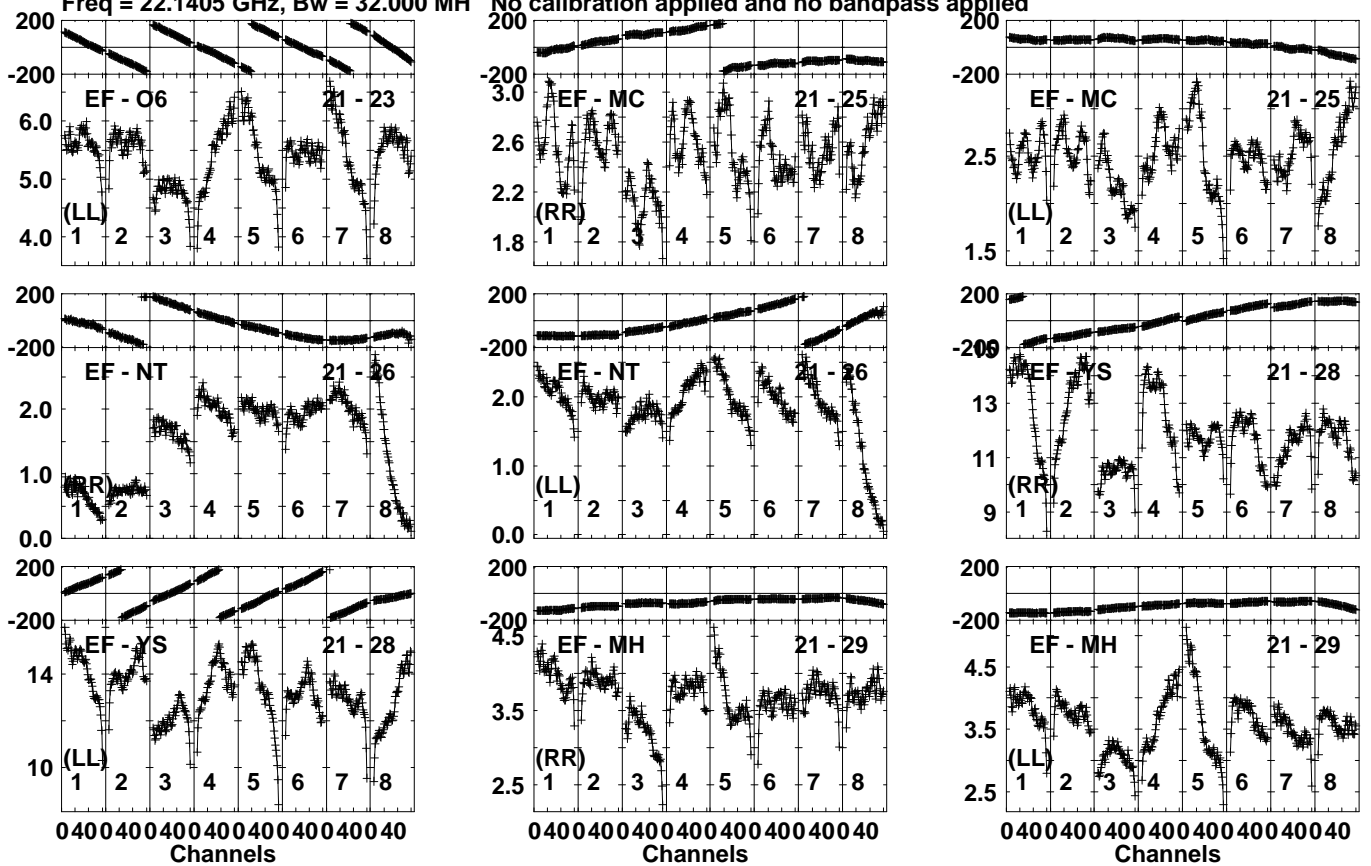
Lower frame: Milli Ampl Jy Top frame: Phas deg
Vector averaged cross-power spectrum Several baselines displayed
Timerange: 00:16:40:18 to 00:16:43:59

Plot file version 170 created 14-APR-2023 12:13:31

3C84 GP060.UVDATA.1

Freq = 22.1405 GHz, Bw = 32.000 MH

No calibration applied and no bandpass applied



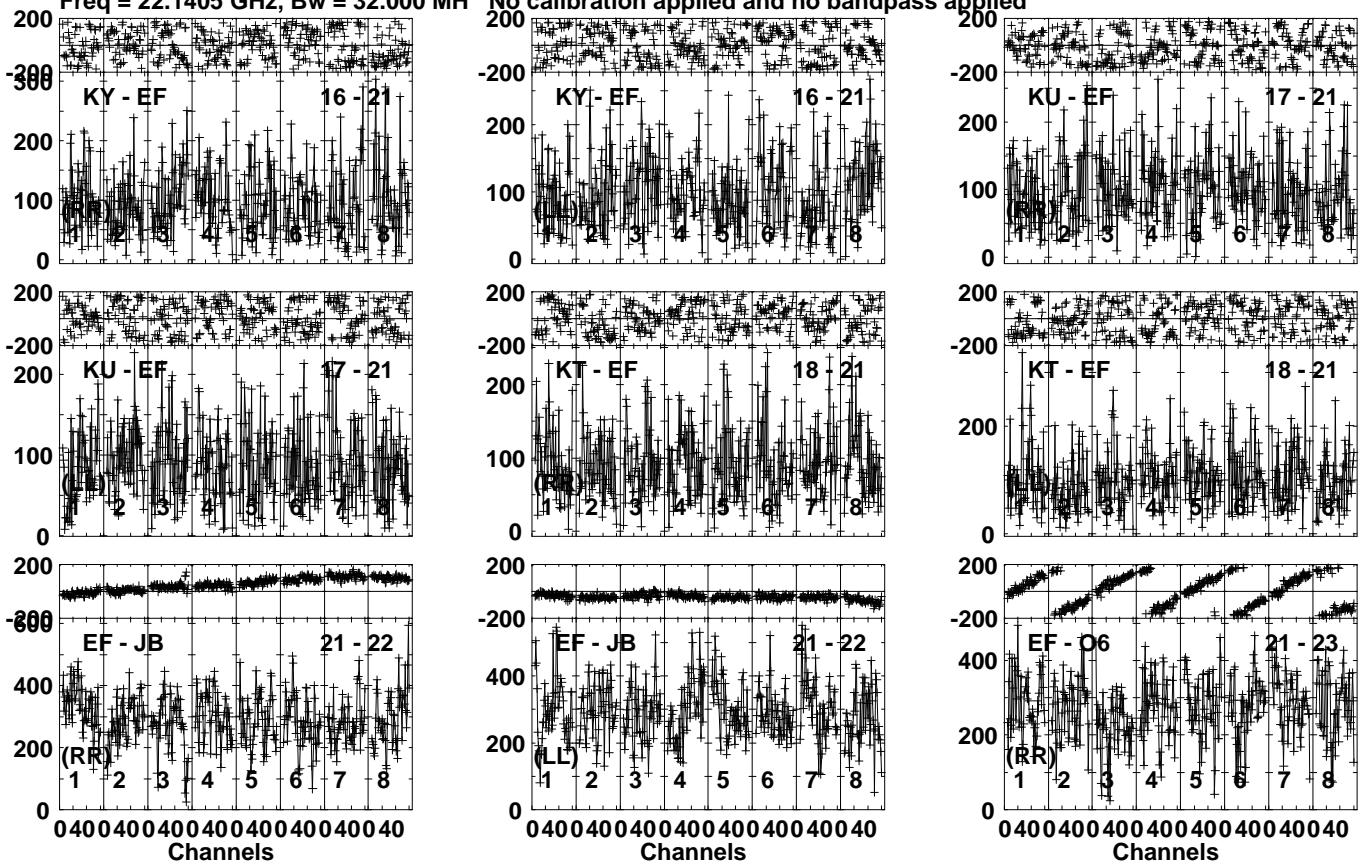
Lower frame: Milli Ampl Jy Top frame: Phas deg
Vector averaged cross-power spectrum Several baselines displayed
Timerange: 00/16:40:18 to 00/16:43:59

Plot file version 171 created 14-APR-2023 12:13:33

J0029+3456 GP060.UVDATA.1

Freq = 22.1405 GHz, Bw = 32.000 MH

No calibration applied and no bandpass applied



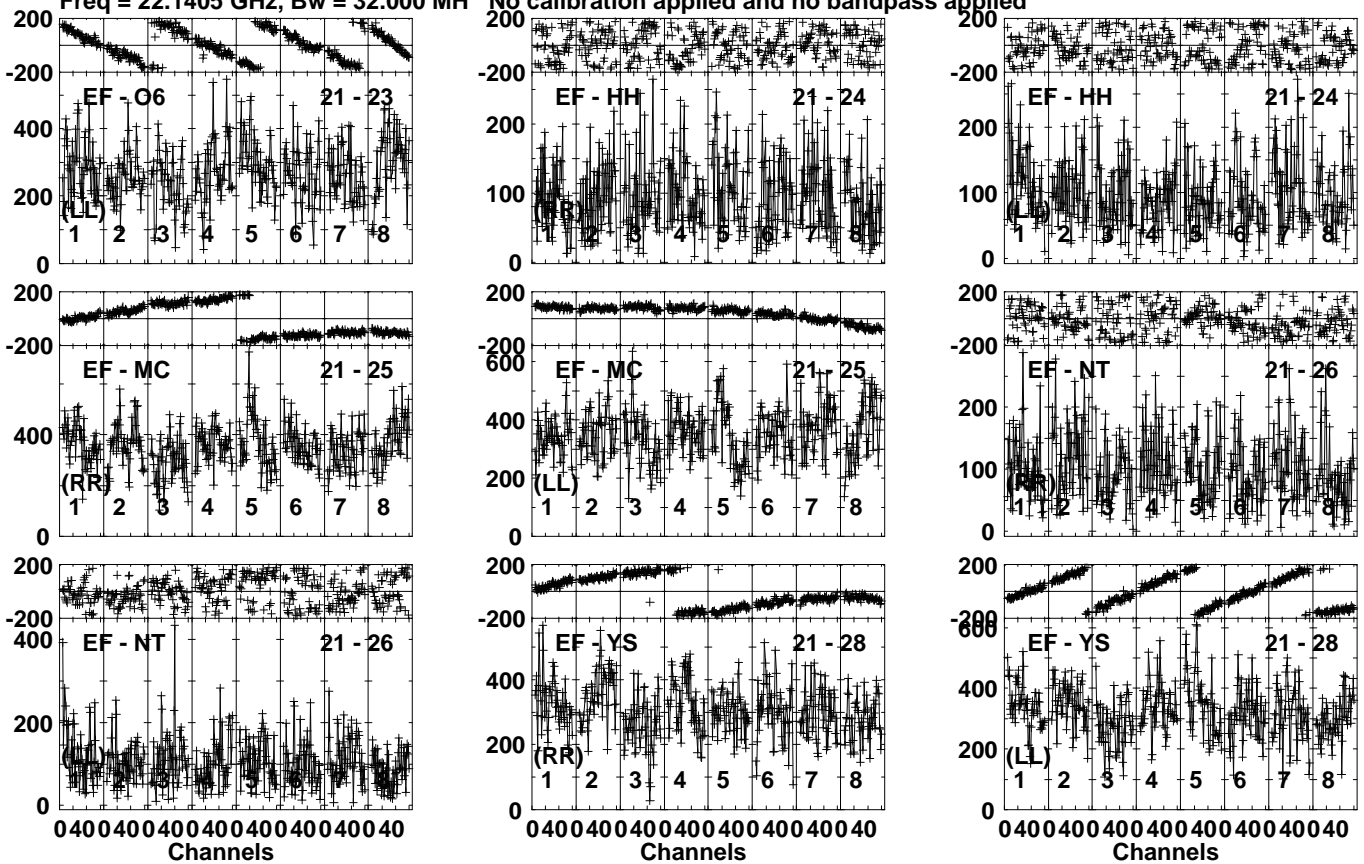
Lower frame: Micro Ampl Jy Top frame: Phas deg
Vector averaged cross-power spectrum Several baselines displayed
Timerange: 00/16:51:45 to 00/16:53:43

Plot file version 172 created 14-APR-2023 12:13:33

J0029+3456 GP060.UVDATA.1

Freq = 22.1405 GHz, Bw = 32.000 MH

No calibration applied and no bandpass applied



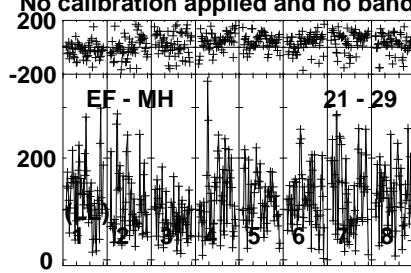
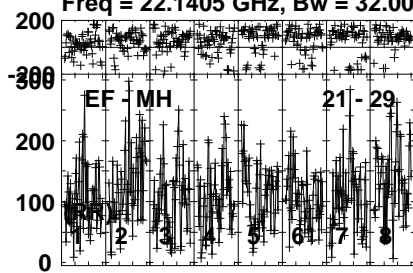
Lower frame: Micro Ampl Jy Top frame: Phas deg
Vector averaged cross-power spectrum Several baselines displayed
Timerange: 00/16:51:45 to 00/16:53:43

Plot file version 173 created 14-APR-2023 12:13:33

J0029+3456 GP060.UVDATA.1

Freq = 22.1405 GHz, Bw = 32.000 MH

No calibration applied and no bandpass applied



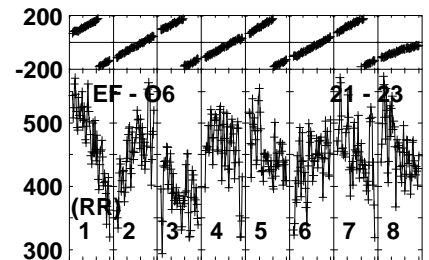
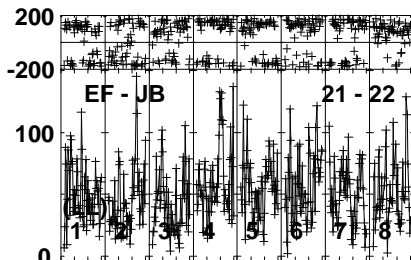
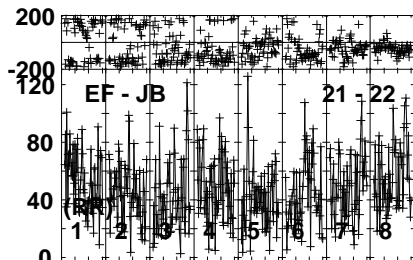
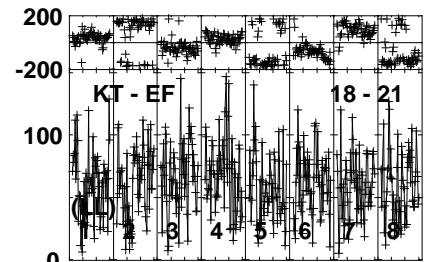
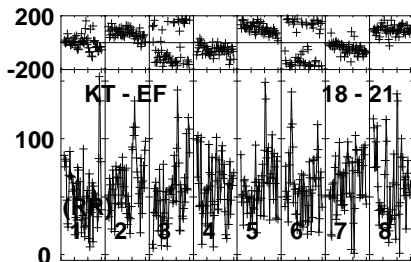
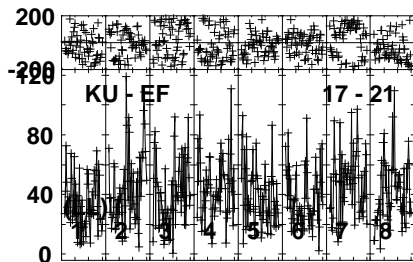
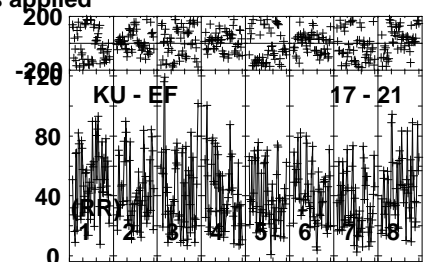
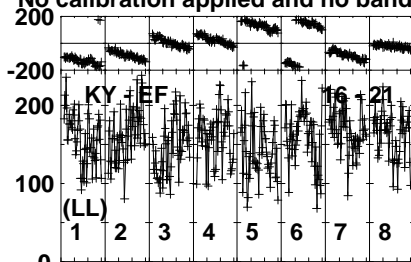
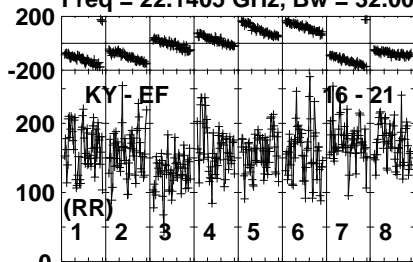
Lower frame: Micro Ampl Jy Top frame: Phas deg
Vector averaged cross-power spectrum Several baselines displayed
Timerange: 00/16:51:45 to 00/16:53:43

Plot file version 174 created 14-APR-2023 12:13:36

NGC0315 GP060.UVDATA.1

Freq = 22.1405 GHz, Bw = 32.000 MH

No calibration applied and no bandpass applied



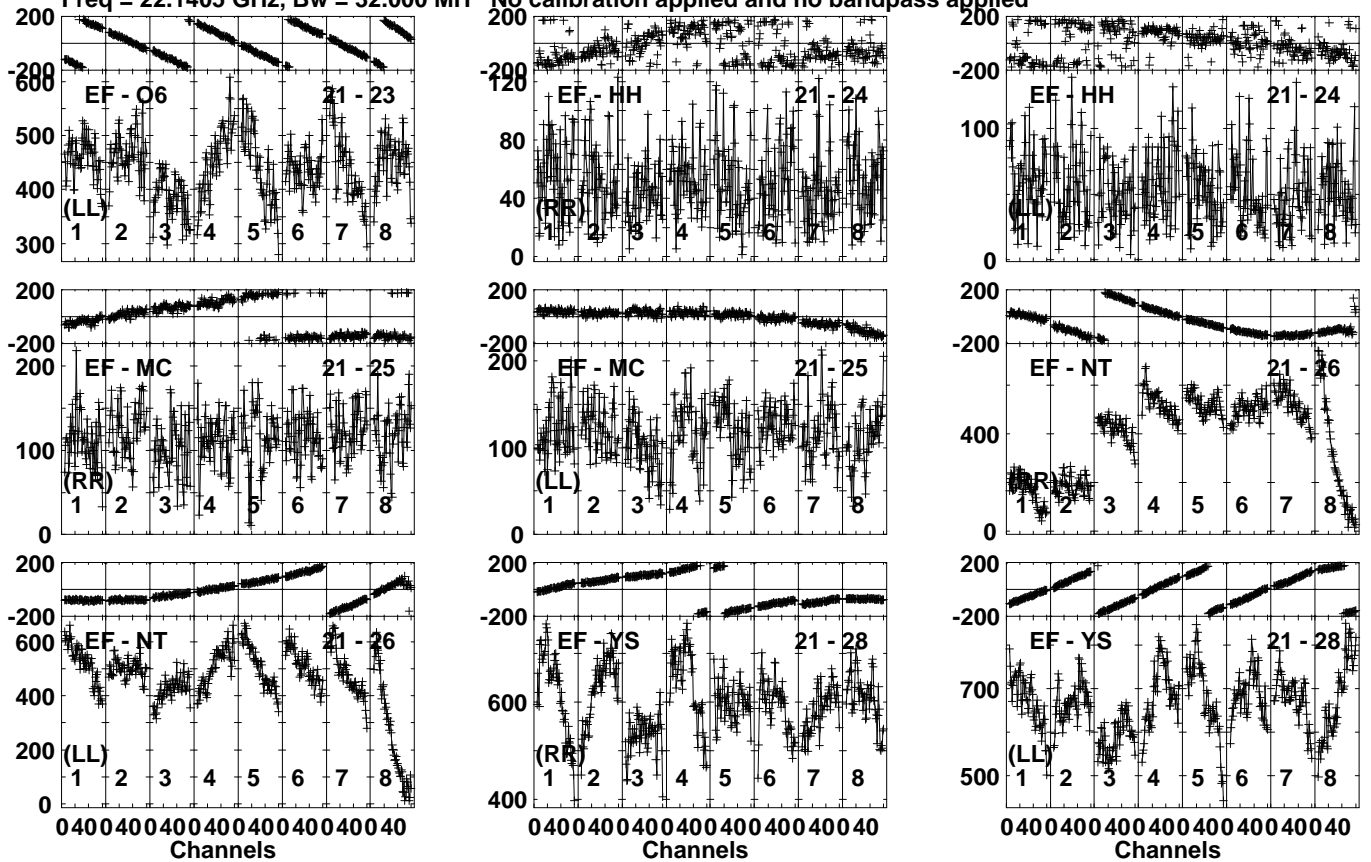
Lower frame: Micro Ampl Jy Top frame: Phas deg
Vector averaged cross-power spectrum Several baselines displayed
Timerange: 00/16:55:05 to 00/17:07:18

Plot file version 175 created 14-APR-2023 12:13:37

NGC0315 GP060.UVDATA.1

Freq = 22.1405 GHz, Bw = 32.000 MH

No calibration applied and no bandpass applied



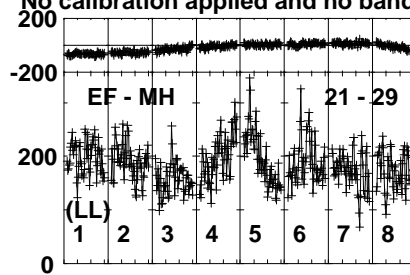
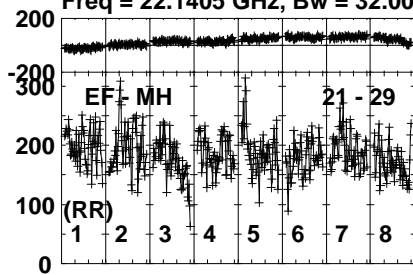
Lower frame: Micro Ampl Jy Top frame: Phas deg
Vector averaged cross-power spectrum Several baselines displayed
Timerange: 00/16:55:05 to 00/17:07:18

Plot file version 176 created 14-APR-2023 12:13:37

NGC0315 GP060.UVDATA.1

Freq = 22.1405 GHz, Bw = 32.000 MH

No calibration applied and no bandpass applied



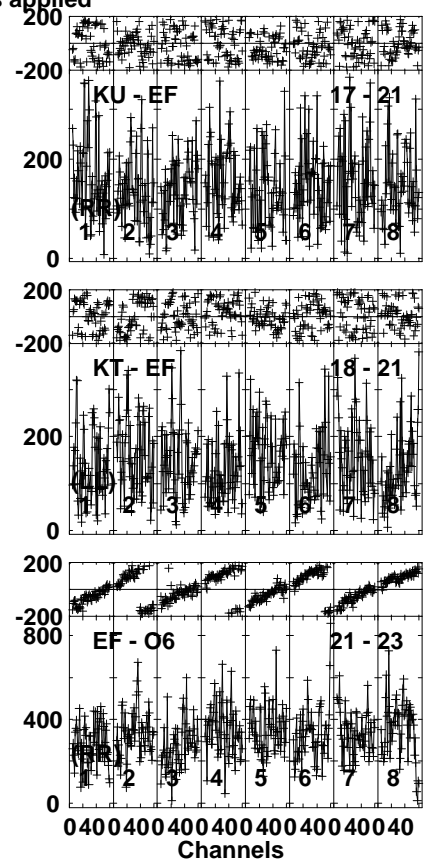
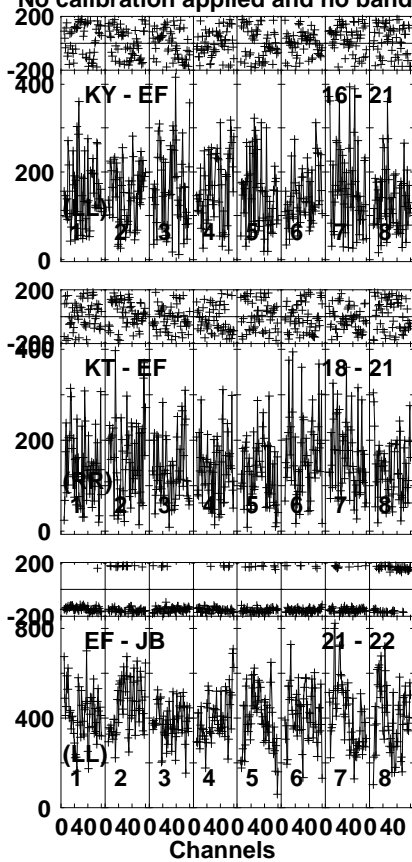
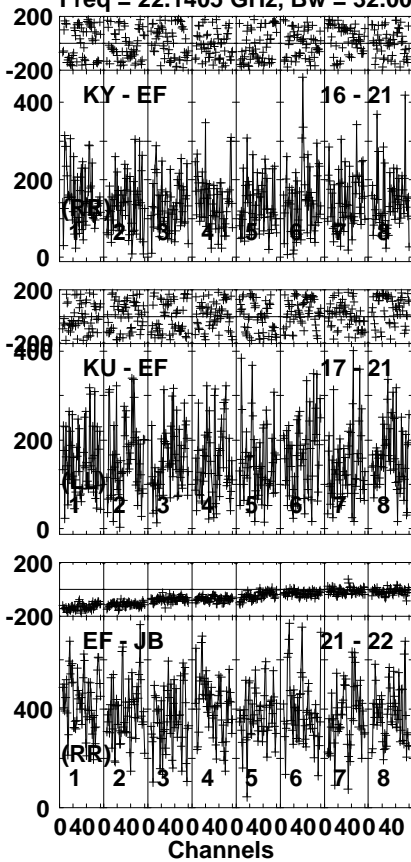
Lower frame: Micro Ampl Jy Top frame: Phas deg
Vector averaged cross-power spectrum Several baselines displayed
Timerange: 00/16:55:05 to 00/17:07:18

Plot file version 177 created 14-APR-2023 12:13:40

J0029+3456 GP060.UVDATA.1

Freq = 22.1405 GHz, Bw = 32.000 MH

No calibration applied and no bandpass applied



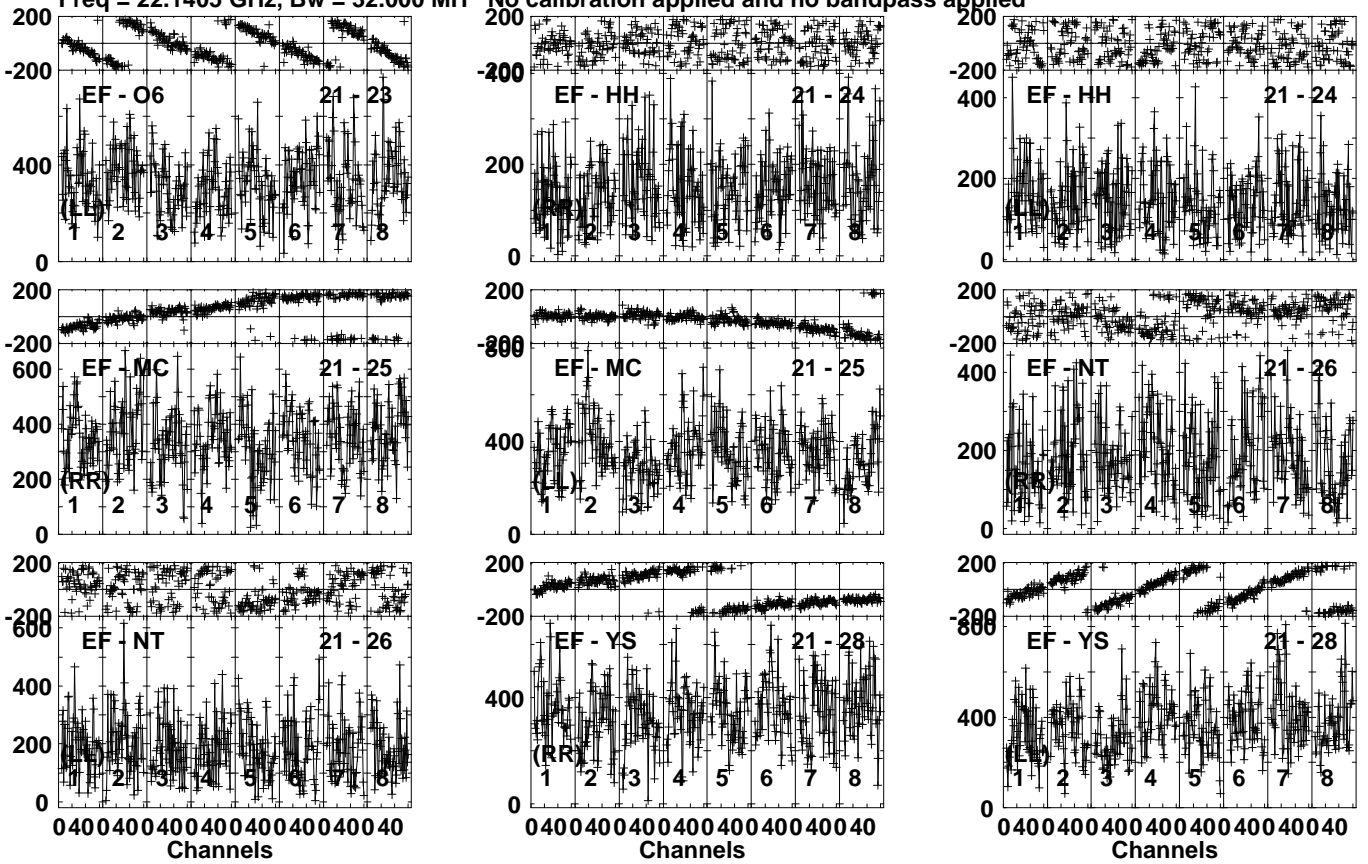
Lower frame: Micro Ampl Jy Top frame: Phas deg
Vector averaged cross-power spectrum Several baselines displayed
Timerange: 00/17:08:40 to 00/17:09:38

Plot file version 178 created 14-APR-2023 12:13:41

J0029+3456 GP060.UVDATA.1

Freq = 22.1405 GHz, Bw = 32.000 MH

No calibration applied and no bandpass applied



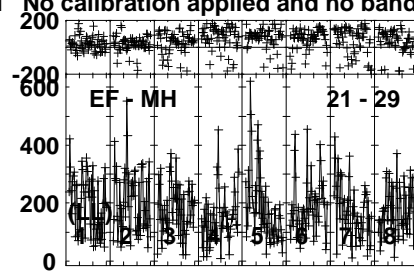
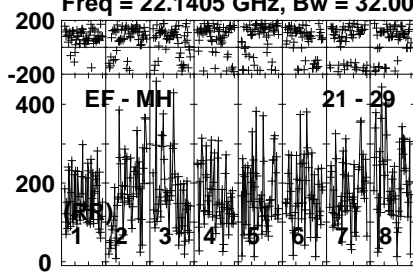
Lower frame: Micro Ampl Jy Top frame: Phas deg
Vector averaged cross-power spectrum Several baselines displayed
Timerange: 00/17:08:40 to 00/17:09:38

Plot file version 179 created 14-APR-2023 12:13:41

J0029+3456 GP060.UVDATA.1

Freq = 22.1405 GHz, Bw = 32.000 MH

No calibration applied and no bandpass applied



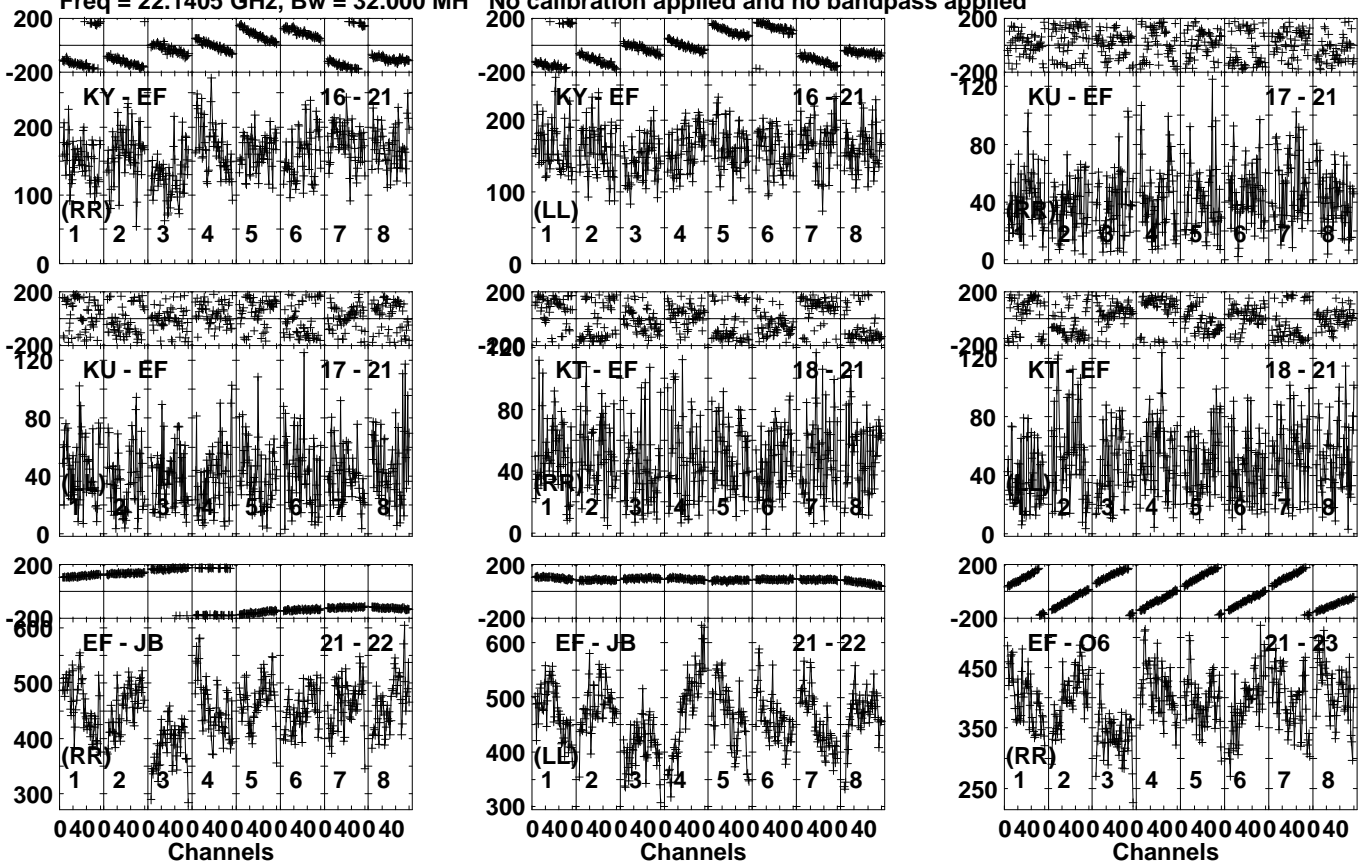
Lower frame: Micro Ampl Jy Top frame: Phas deg
Vector averaged cross-power spectrum Several baselines displayed
Timerange: 00/17:08:40 to 00/17:09:38

Plot file version 180 created 14-APR-2023 12:13:44

NGC0315 GP060.UVDATA.1

Freq = 22.1405 GHz, Bw = 32.000 MH

No calibration applied and no bandpass applied



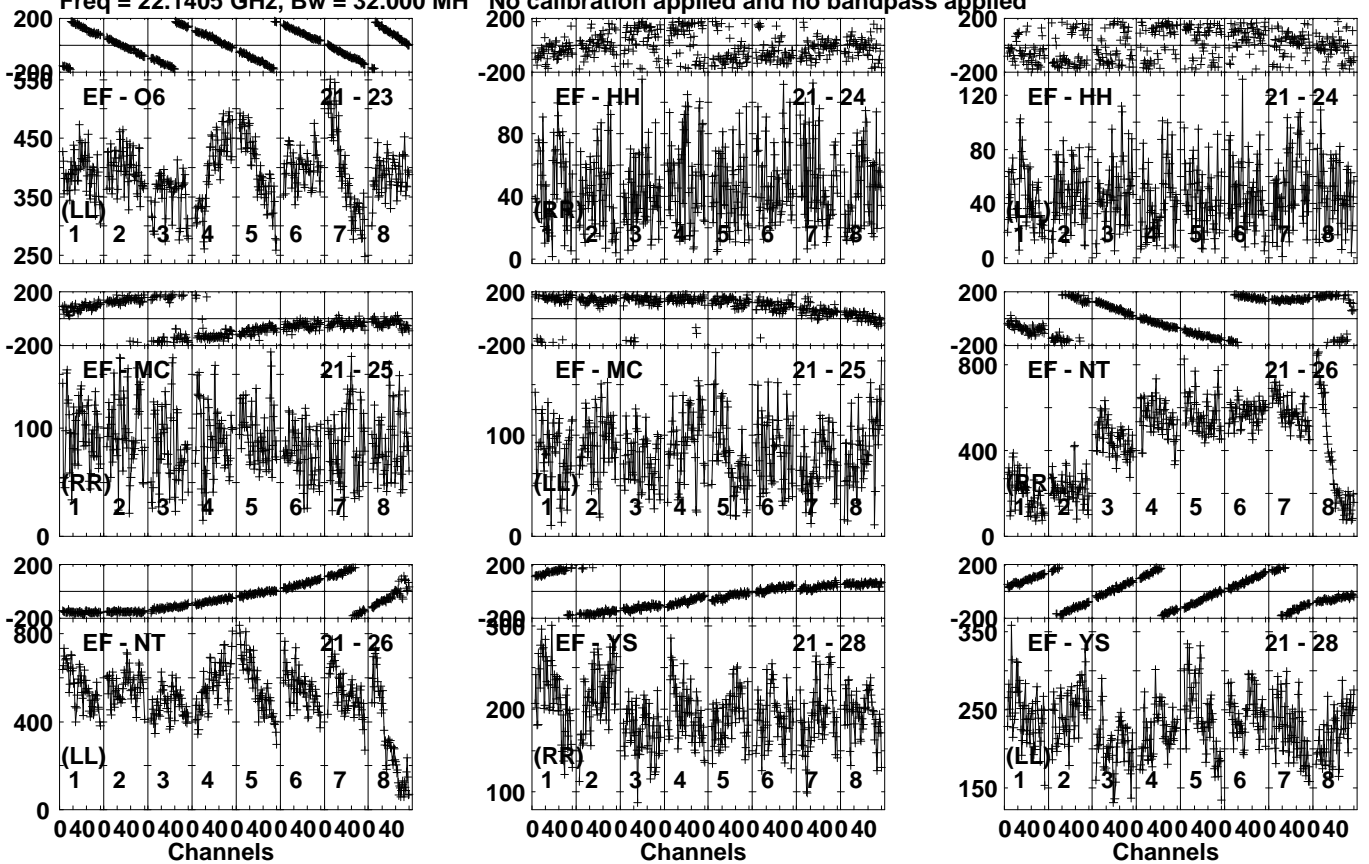
Lower frame: Micro Ampl Jy Top frame: Phas deg
Vector averaged cross-power spectrum Several baselines displayed
Timerange: 00/17:11:00 to 00/17:23:13

Plot file version 181 created 14-APR-2023 12:13:45

NGC0315 GP060.UVDATA.1

Freq = 22.1405 GHz, Bw = 32.000 MH

No calibration applied and no bandpass applied



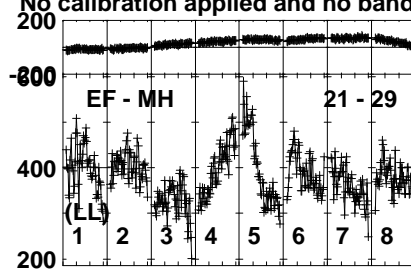
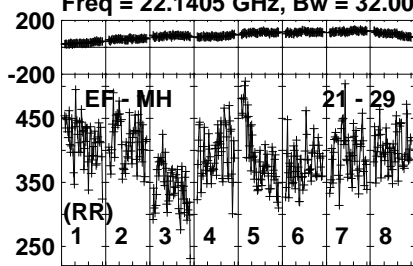
Lower frame: Micro Ampl Jy Top frame: Phas deg
Vector averaged cross-power spectrum Several baselines displayed
Timerange: 00/17:11:00 to 00/17:23:13

Plot file version 182 created 14-APR-2023 12:13:45

NGC0315 GP060.UVDATA.1

Freq = 22.1405 GHz, Bw = 32.000 MH

No calibration applied and no bandpass applied



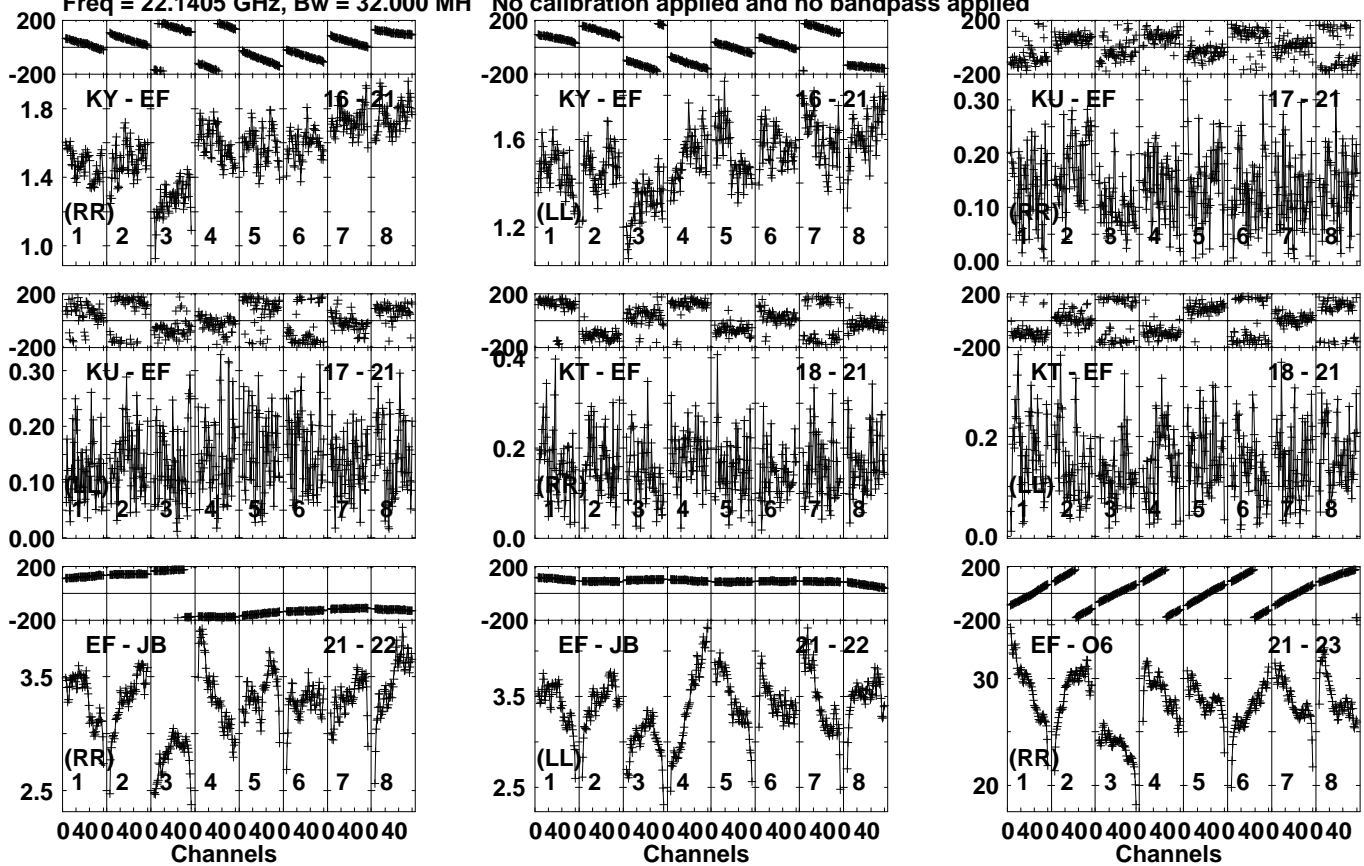
Lower frame: Micro Ampl Jy Top frame: Phas deg
Vector averaged cross-power spectrum Several baselines displayed
Timerange: 00/17:11:00 to 00/17:23:13

Plot file version 183 created 14-APR-2023 12:13:46

3C84 GP060.UVDATA.1

Freq = 22.1405 GHz, Bw = 32.000 MH

No calibration applied and no bandpass applied



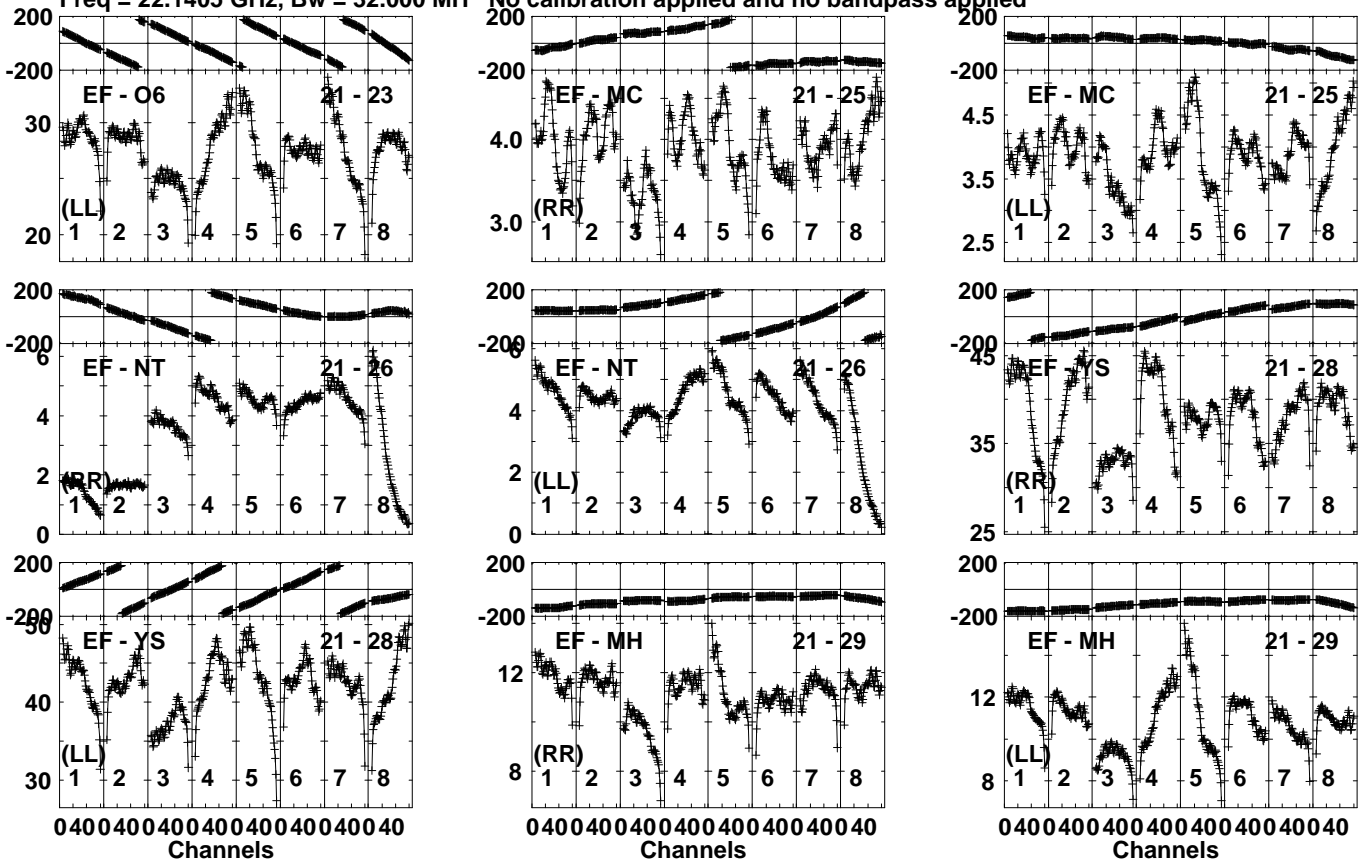
Lower frame: Milli Ampl Jy Top frame: Phas deg
Vector averaged cross-power spectrum Several baselines displayed
Timerange: 00/17:25:08 to 00/17:29:16

Plot file version 184 created 14-APR-2023 12:13:46

3C84 GP060.UVDATA.1

Freq = 22.1405 GHz, Bw = 32.000 MH

No calibration applied and no bandpass applied



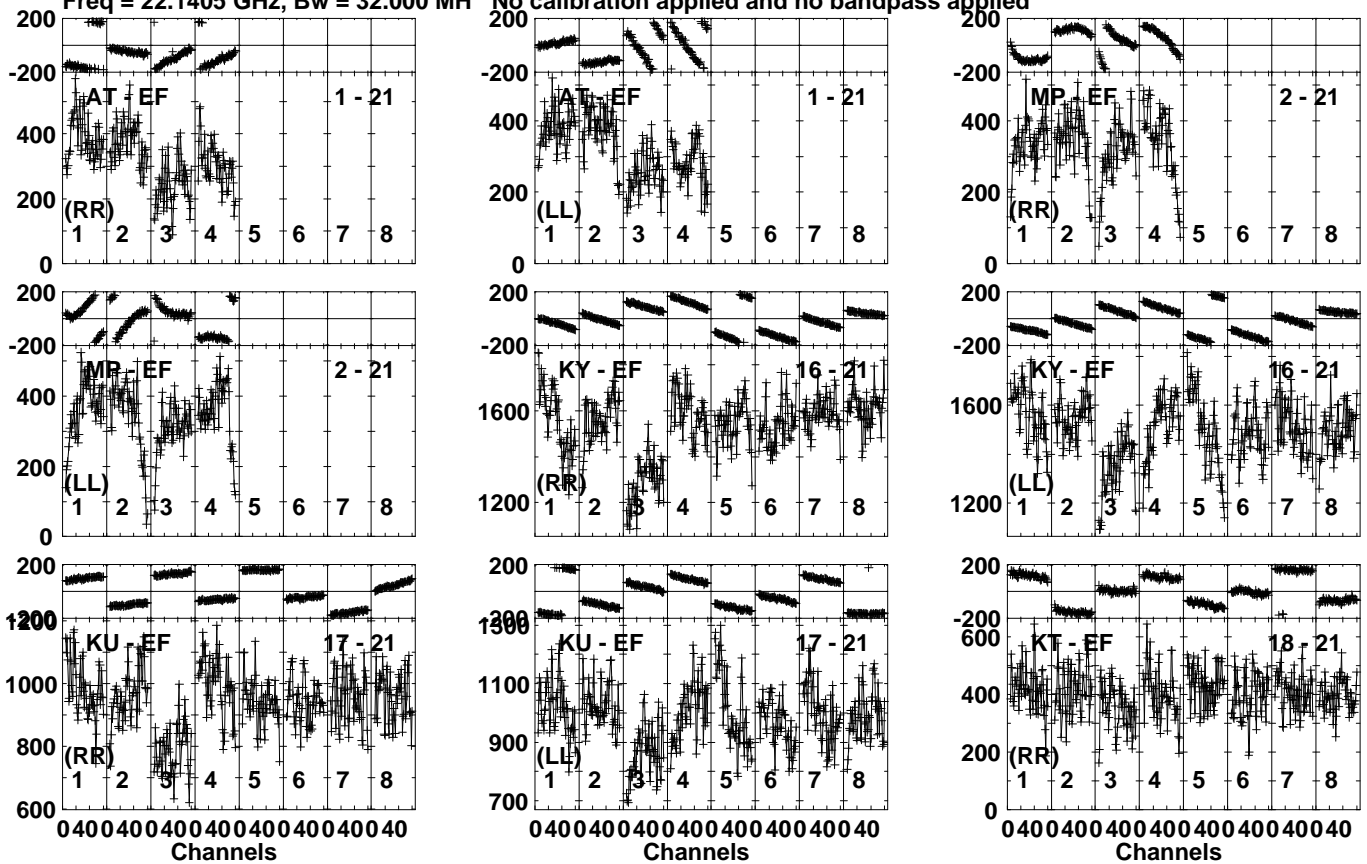
Lower frame: Milli Ampl Jy Top frame: Phas deg
Vector averaged cross-power spectrum Several baselines displayed
Timerange: 00/17:25:08 to 00/17:29:16

Plot file version 185 created 14-APR-2023 12:13:46

0235+164 GP060.UVDATA.1

Freq = 22.1405 GHz, Bw = 32.000 MH

No calibration applied and no bandpass applied



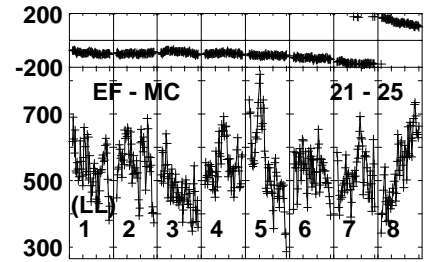
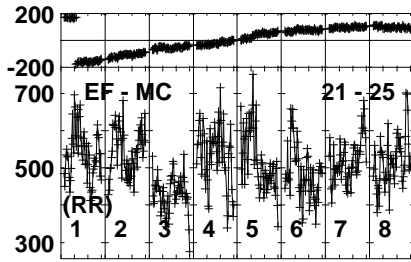
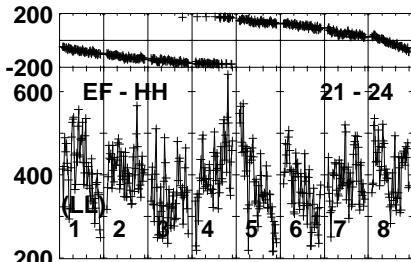
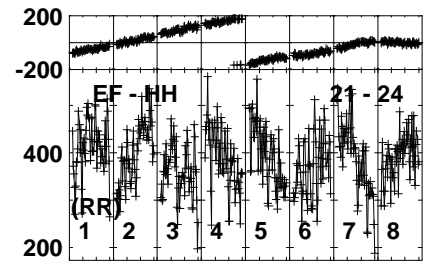
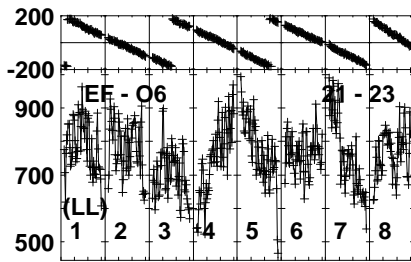
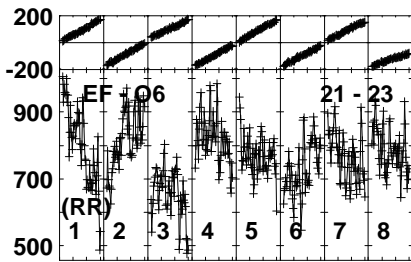
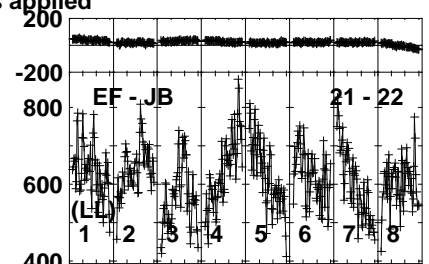
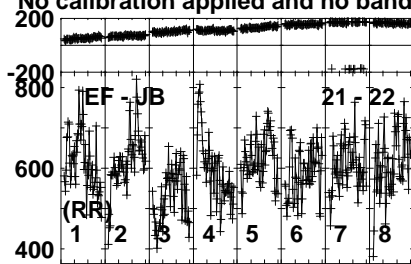
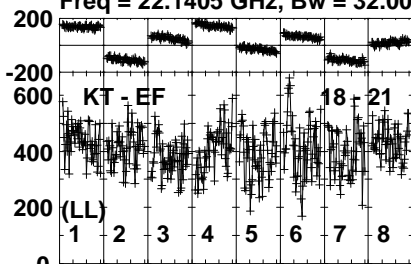
Lower frame: Micro Ampl Jy Top frame: Phas deg
Vector averaged cross-power spectrum Several baselines displayed
Timerange: 00/17:31:28 to 00/17:35:41

Plot file version 186 created 14-APR-2023 12:13:48

0235+164 GP060.UVDATA.1

Freq = 22.1405 GHz, Bw = 32.000 MH

No calibration applied and no bandpass applied



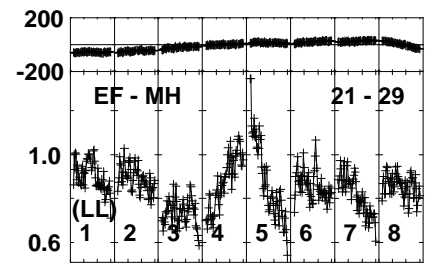
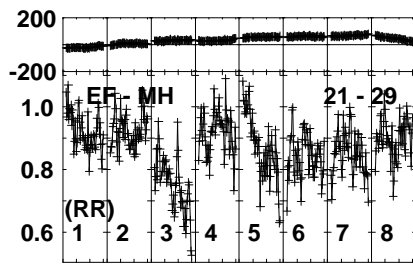
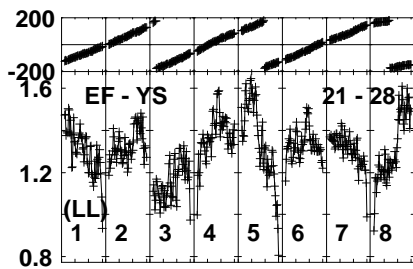
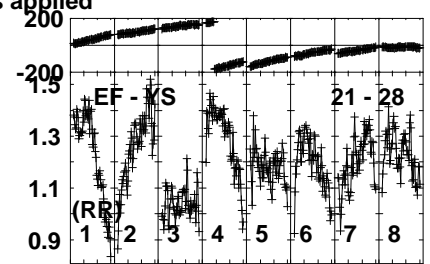
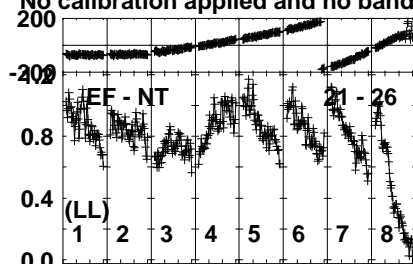
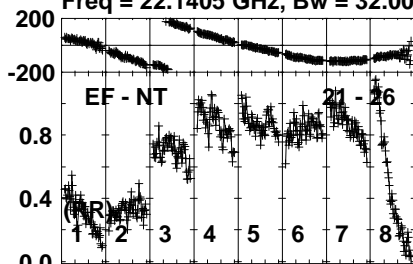
Lower frame: Micro Ampl Jy Top frame: Phas deg
Vector averaged cross-power spectrum Several baselines displayed
Timerange: 00/17:31:28 to 00/17:35:41

Plot file version 187 created 14-APR-2023 12:13:48

0235+164 GP060.UVDATA.1

Freq = 22.1405 GHz, Bw = 32.000 MH

No calibration applied and no bandpass applied



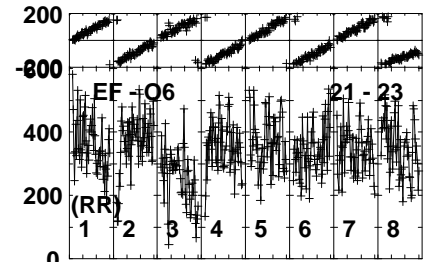
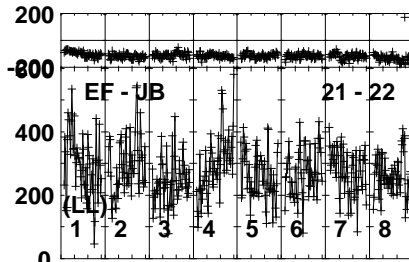
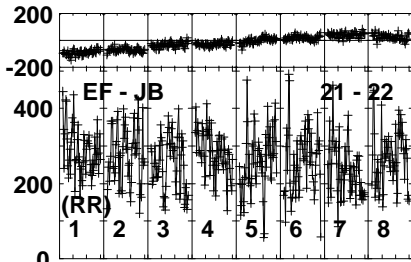
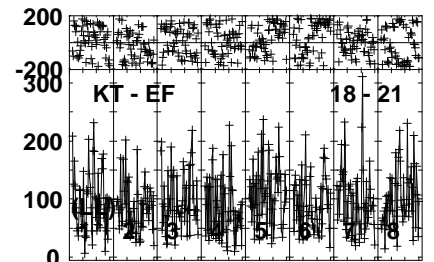
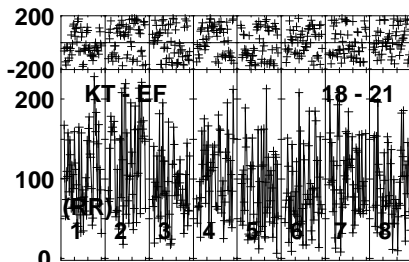
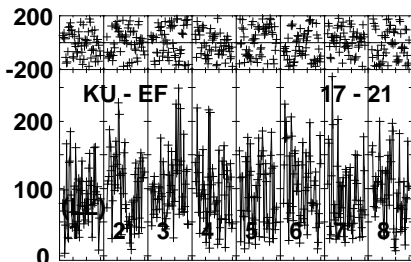
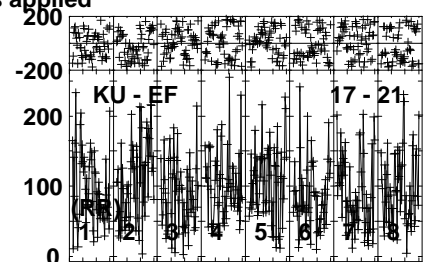
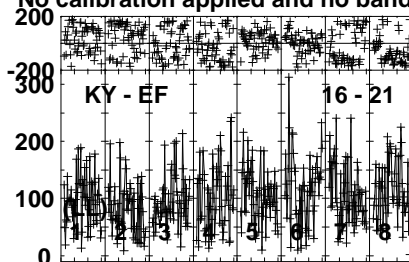
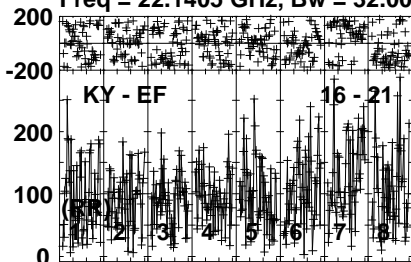
Lower frame: Milli Ampl Jy Top frame: Phas deg
Vector averaged cross-power spectrum Several baselines displayed
Timerange: 00/17:31:28 to 00/17:35:41

Plot file version 188 created 14-APR-2023 12:13:51

J0029+3456 GP060.UVDATA.1

Freq = 22.1405 GHz, Bw = 32.000 MH

No calibration applied and no bandpass applied



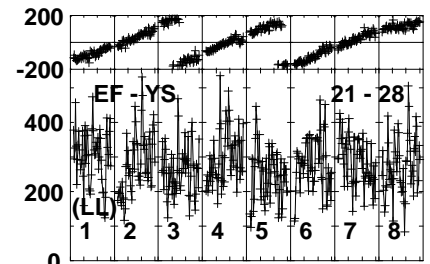
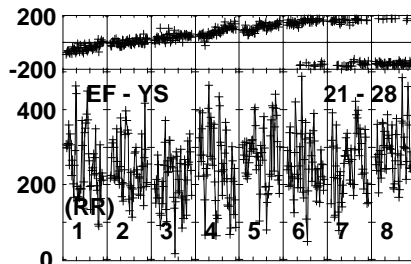
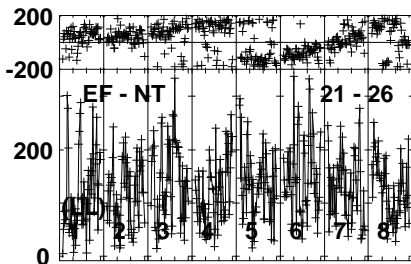
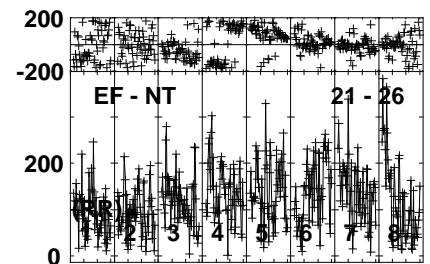
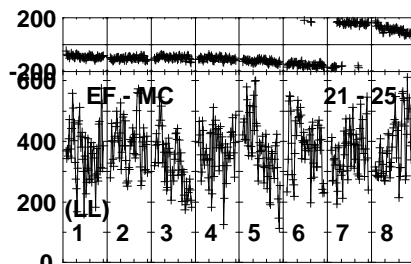
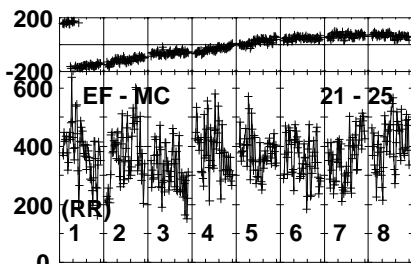
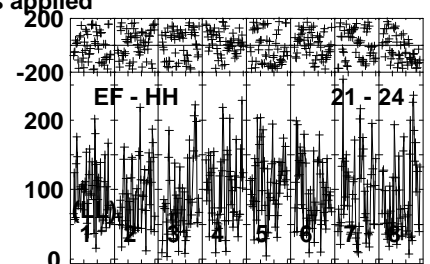
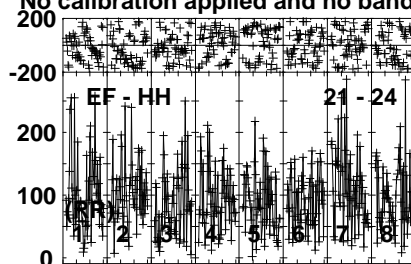
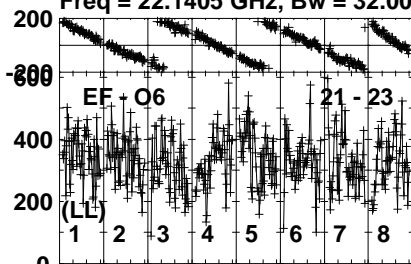
Lower frame: Micro Ampl Jy Top frame: Phas deg
Vector averaged cross-power spectrum Several baselines displayed
Timerange: 00/17:38:43 to 00/17:40:41

Plot file version 189 created 14-APR-2023 12:13:51

J0029+3456 GP060.UVDATA.1

Freq = 22.1405 GHz, Bw = 32.000 MH

No calibration applied and no bandpass applied



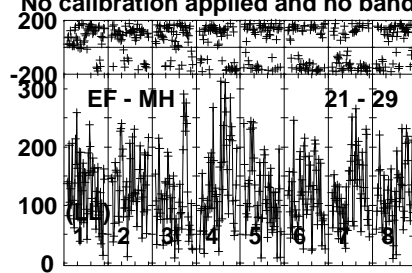
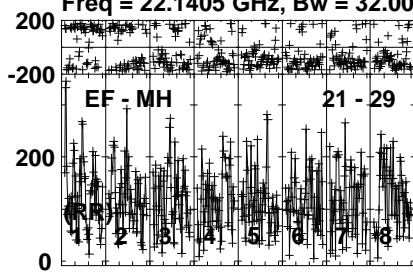
Lower frame: Micro Ampl Jy Top frame: Phas deg
Vector averaged cross-power spectrum Several baselines displayed
Timerange: 00/17:38:43 to 00/17:40:41

Plot file version 190 created 14-APR-2023 12:13:52

J0029+3456 GP060.UVDATA.1

Freq = 22.1405 GHz, Bw = 32.000 MH

No calibration applied and no bandpass applied



Lower frame: Micro Ampl Jy Top frame: Phas deg

Vector averaged cross-power spectrum Several baselines displayed

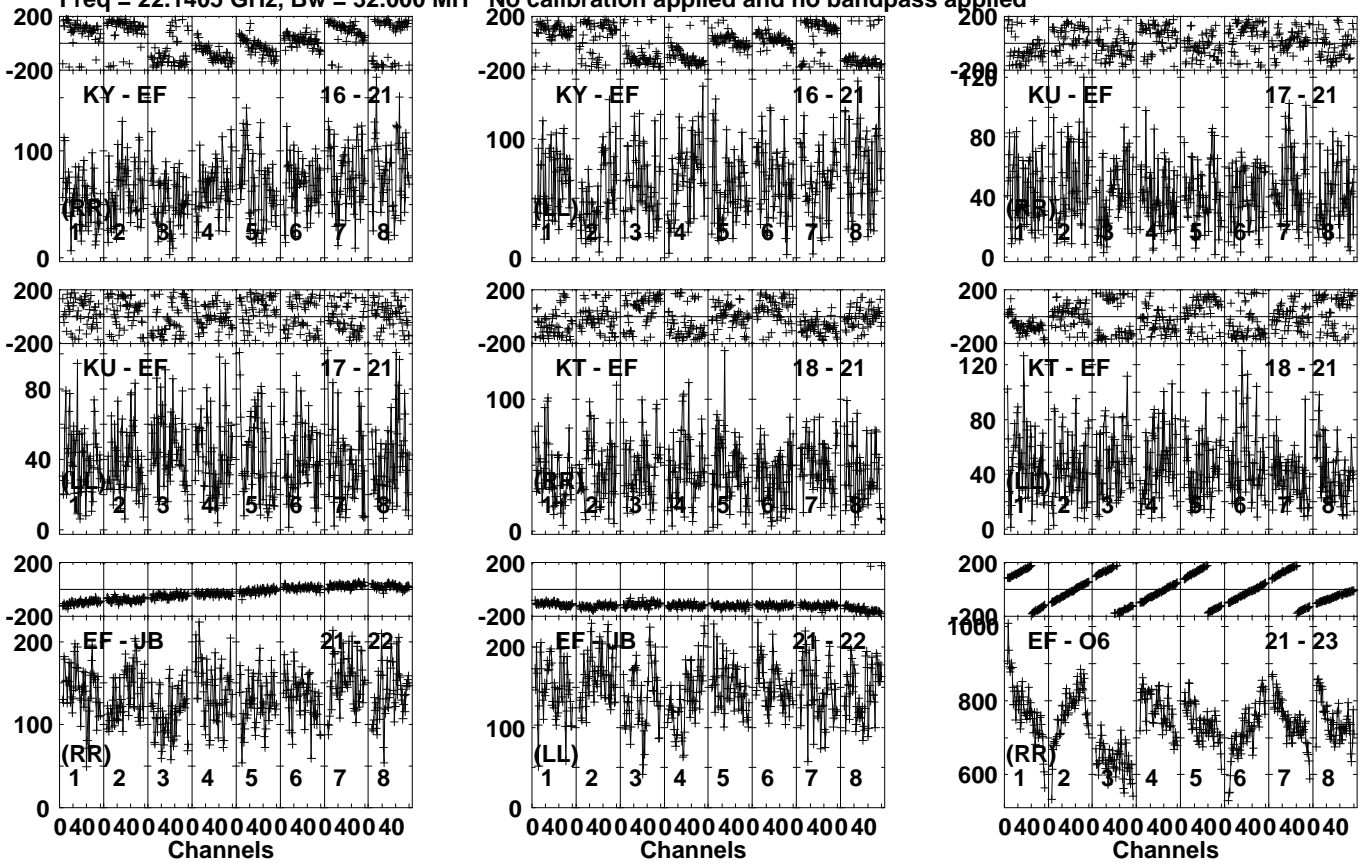
Timerange: 00/17:38:43 to 00/17:40:41

Plot file version 191 created 14-APR-2023 12:13:54

NGC0315 GP060.UVDATA.1

Freq = 22.1405 GHz, Bw = 32.000 MH

No calibration applied and no bandpass applied



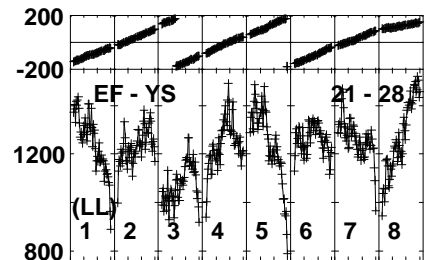
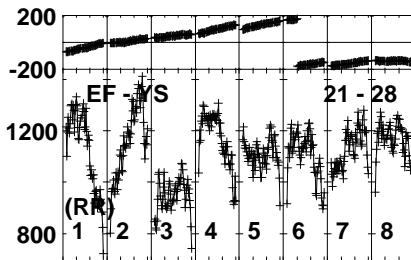
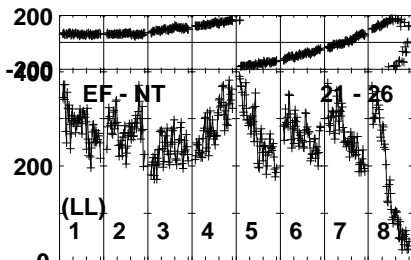
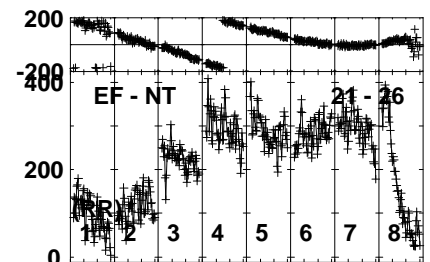
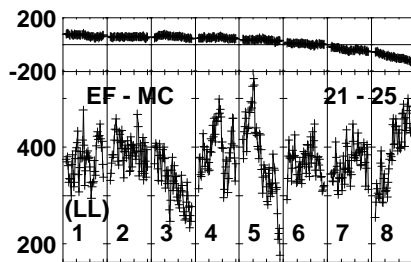
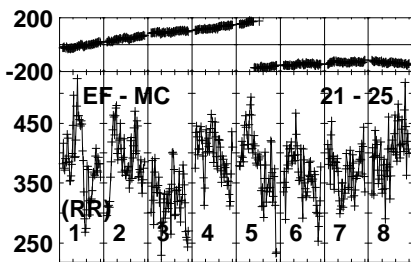
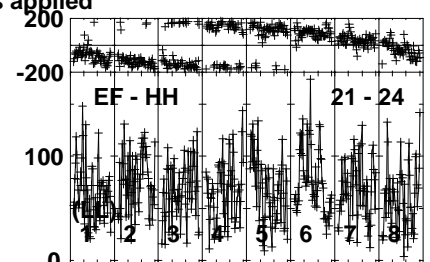
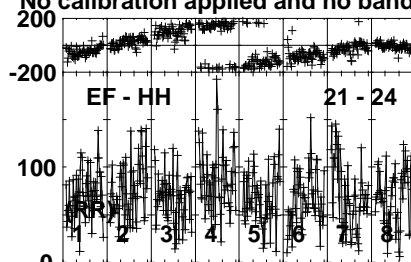
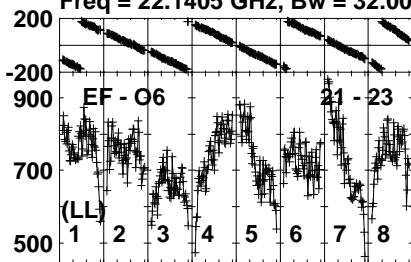
Lower frame: Micro Ampl Jy Top frame: Phas deg
Vector averaged cross-power spectrum Several baselines displayed
Timerange: 00/17:42:03 to 00/17:54:16

Plot file version 192 created 14-APR-2023 12:13:55

NGC0315 GP060.UVDATA.1

Freq = 22.1405 GHz, Bw = 32.000 MH

No calibration applied and no bandpass applied



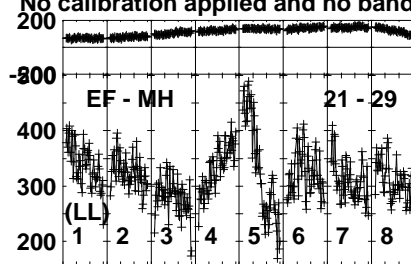
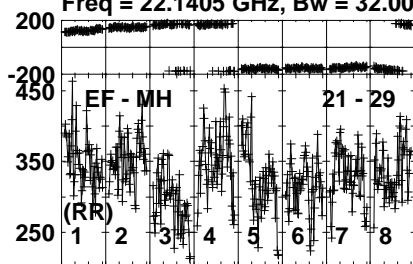
Lower frame: Micro Ampl Jy Top frame: Phas deg
Vector averaged cross-power spectrum Several baselines displayed
Timerange: 00/17:42:03 to 00/17:54:16

Plot file version 193 created 14-APR-2023 12:13:55

NGC0315 GP060.UVDATA.1

Freq = 22.1405 GHz, Bw = 32.000 MH

No calibration applied and no bandpass applied



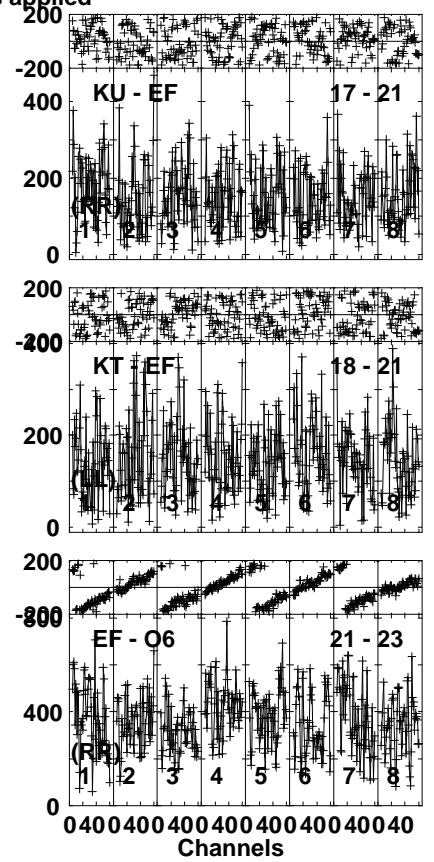
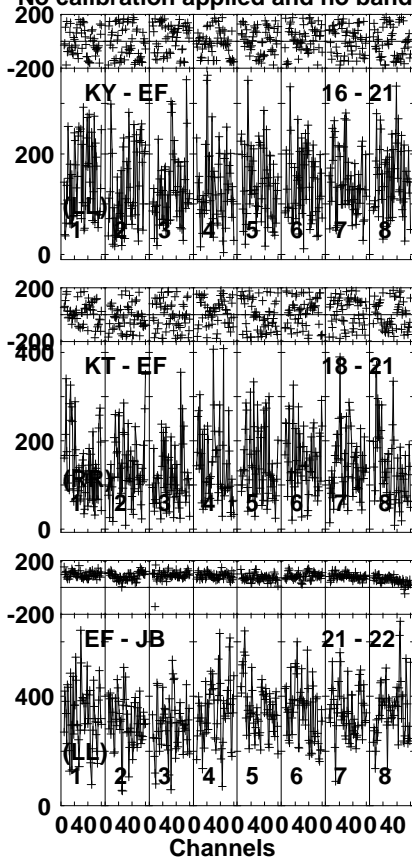
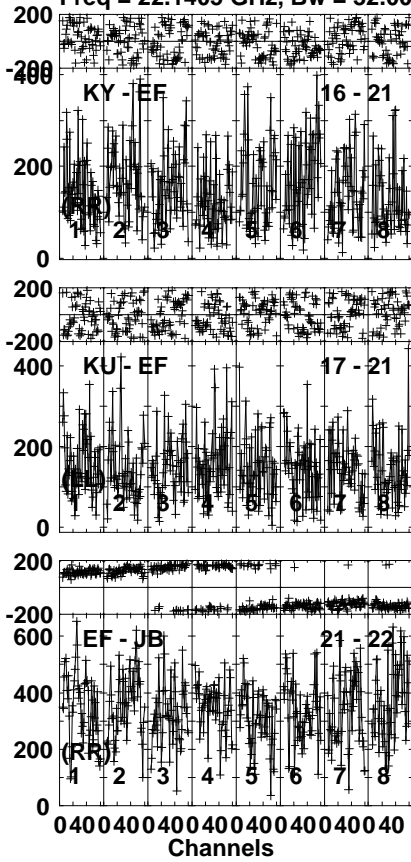
Lower frame: Micro Ampl Jy Top frame: Phas deg
Vector averaged cross-power spectrum Several baselines displayed
Timerange: 00/17:42:03 to 00/17:54:16

Plot file version 194 created 14-APR-2023 12:13:58

J0029+3456 GP060.UVDATA.1

Freq = 22.1405 GHz, Bw = 32.000 MH

No calibration applied and no bandpass applied



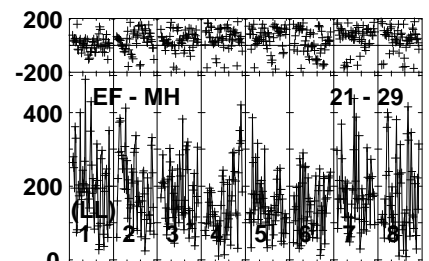
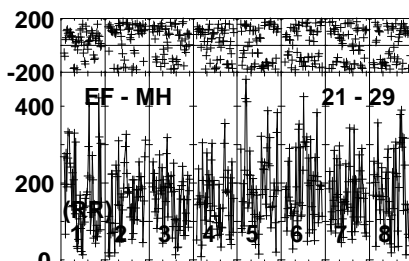
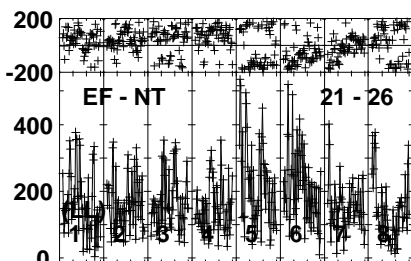
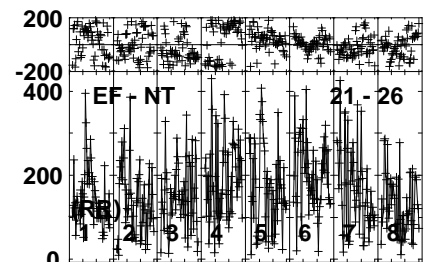
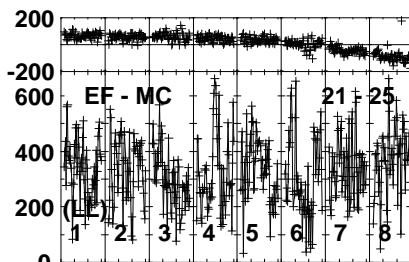
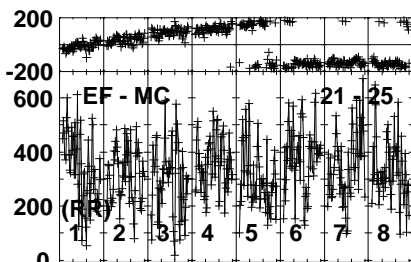
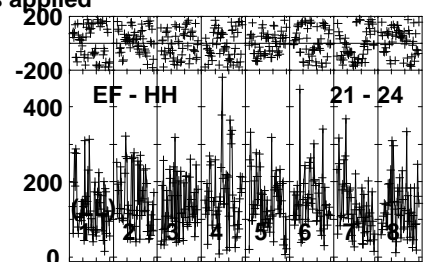
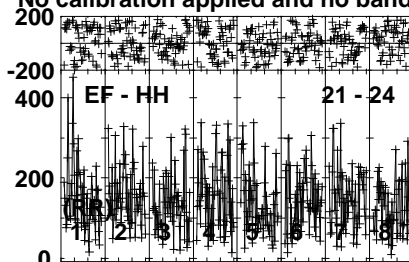
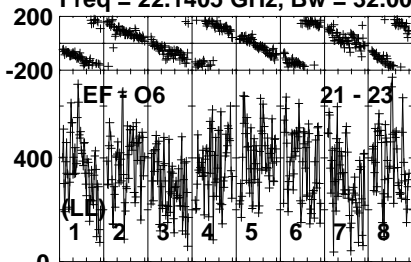
Lower frame: Micro Ampl Jy Top frame: Phas deg
Vector averaged cross-power spectrum Several baselines displayed
Timerange: 00/17:55:38 to 00/17:56:36

Plot file version 195 created 14-APR-2023 12:13:58

J0029+3456 GP060.UVDATA.1

Freq = 22.1405 GHz, Bw = 32.000 MH

No calibration applied and no bandpass applied



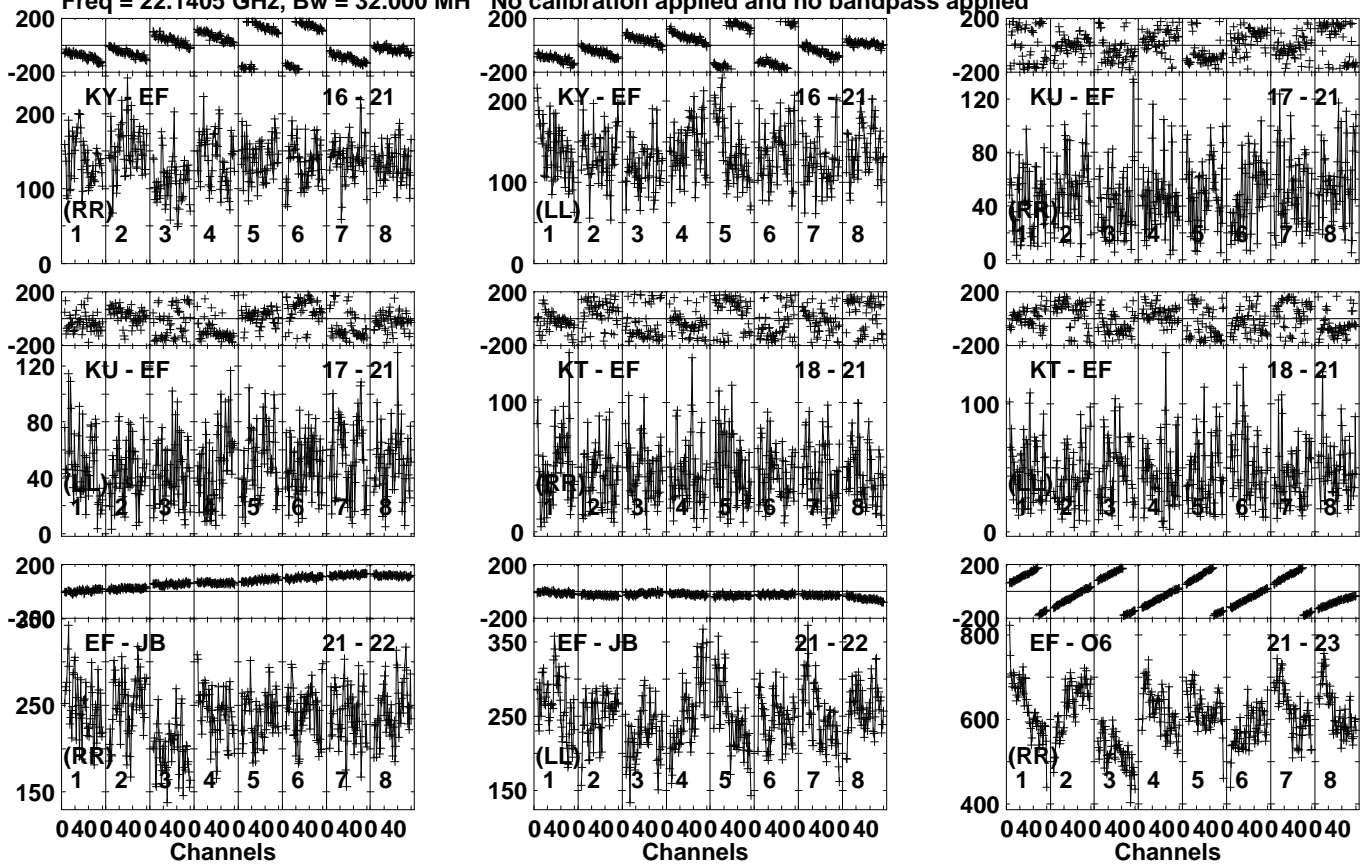
Lower frame: Micro Ampl Jy Top frame: Phas deg
Vector averaged cross-power spectrum Several baselines displayed
Timerange: 00/17:55:38 to 00/17:56:36

Plot file version 196 created 14-APR-2023 12:14:01

NGC0315 GP060.UVDATA.1

Freq = 22.1405 GHz, Bw = 32.000 MH

No calibration applied and no bandpass applied



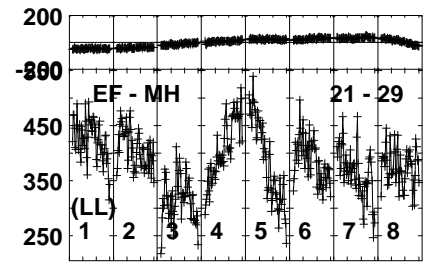
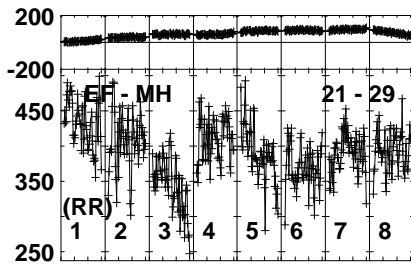
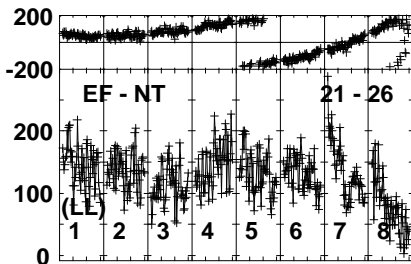
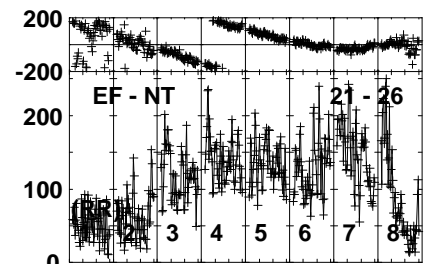
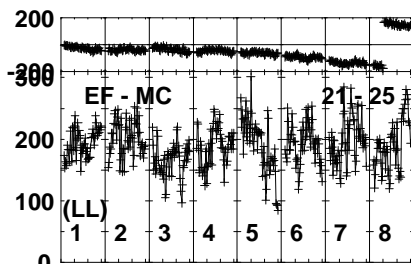
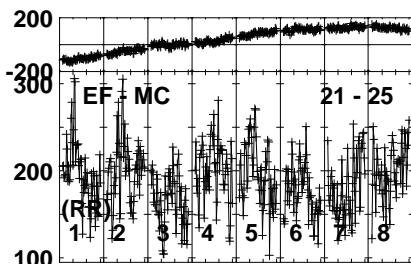
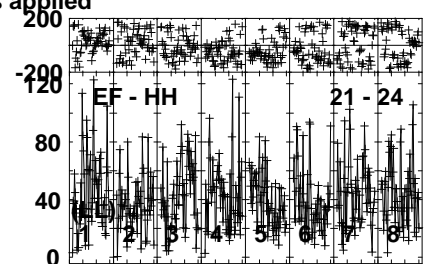
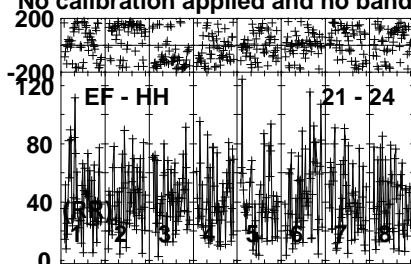
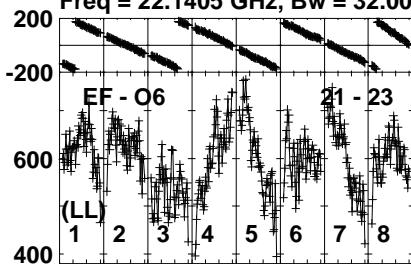
Lower frame: Micro Ampl Jy Top frame: Phas deg
Vector averaged cross-power spectrum Several baselines displayed
Timerange: 00/17:57:58 to 00/18:10:11

Plot file version 197 created 14-APR-2023 12:14:02

NGC0315 GP060.UVDATA.1

Freq = 22.1405 GHz, Bw = 32.000 MH

No calibration applied and no bandpass applied



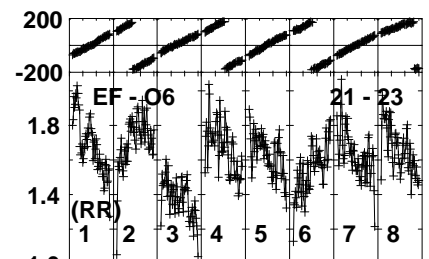
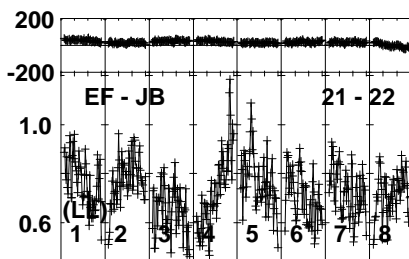
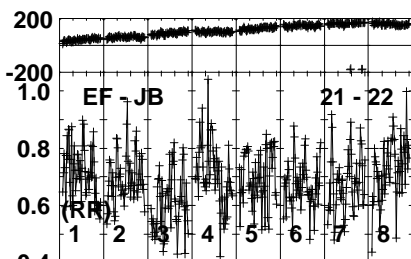
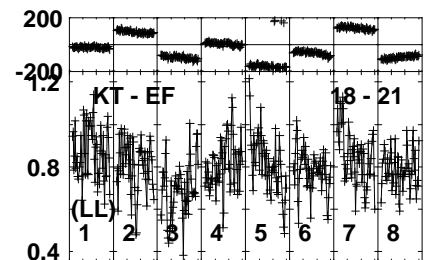
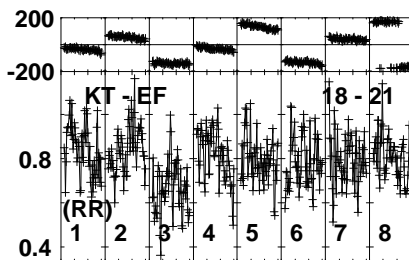
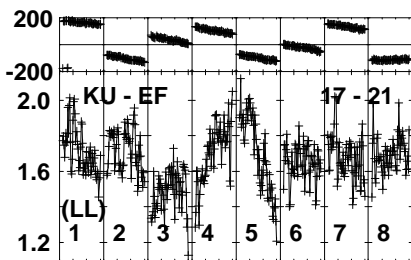
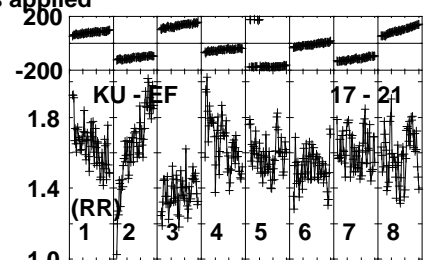
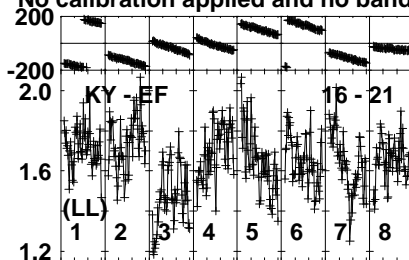
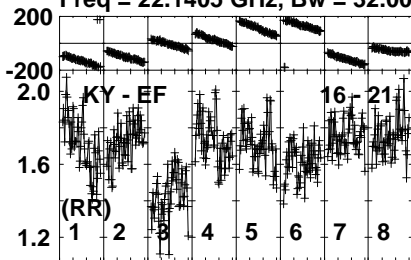
Lower frame: Micro Ampl Jy Top frame: Phas deg
Vector averaged cross-power spectrum Several baselines displayed
Timerange: 00/17:57:58 to 00/18:10:11

Plot file version 198 created 14-APR-2023 12:14:05

0235+164 GP060.UVDATA.1

Freq = 22.1405 GHz, Bw = 32.000 MH

No calibration applied and no bandpass applied



040040040040040040040040
Channels

040040040040040040040040
Channels

040040040040040040040040
Channels

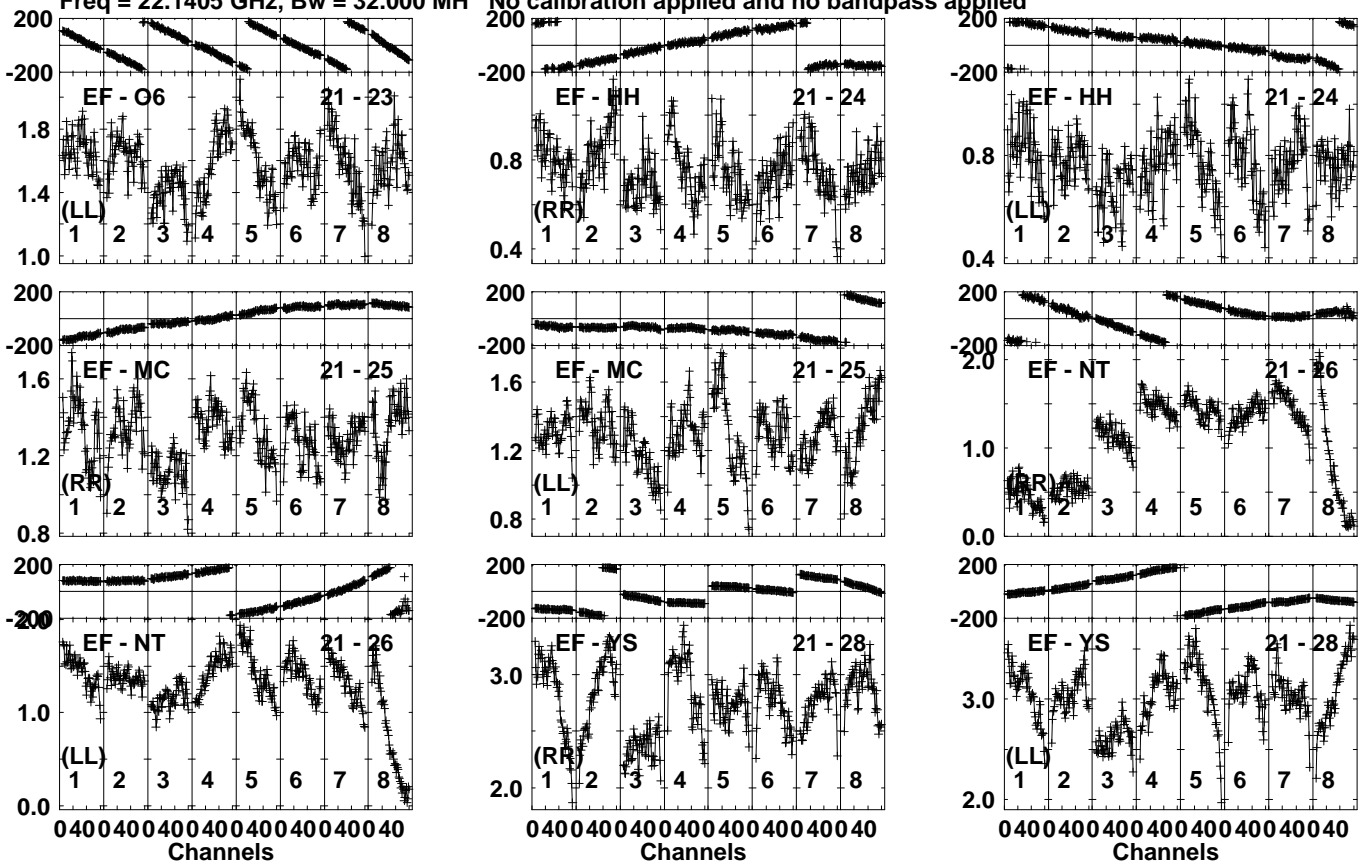
Lower frame: Milli Ampl Jy Top frame: Phas deg
Vector averaged cross-power spectrum Several baselines displayed
Timerange: 00/18:18:27 to 00/18:22:40

Plot file version 199 created 14-APR-2023 12:14:05

0235+164 GP060.UVDATA.1

Freq = 22.1405 GHz, Bw = 32.000 MH

No calibration applied and no bandpass applied



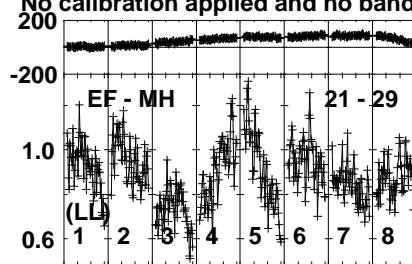
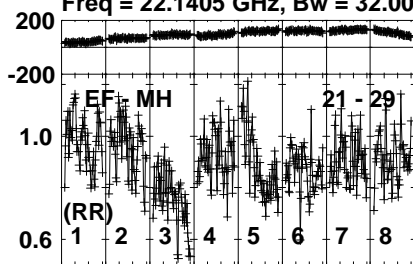
Lower frame: Milli Ampl Jy Top frame: Phas deg
Vector averaged cross-power spectrum Several baselines displayed
Timerange: 00/18:18:27 to 00/18:22:40

Plot file version 200 created 14-APR-2023 12:14:05

0235+164 GP060.UVDATA.1

Freq = 22.1405 GHz, Bw = 32.000 MH

No calibration applied and no bandpass applied



Lower frame: Milli Ampl Jy Top frame: Phas deg

Vector averaged cross-power spectrum Several baselines displayed

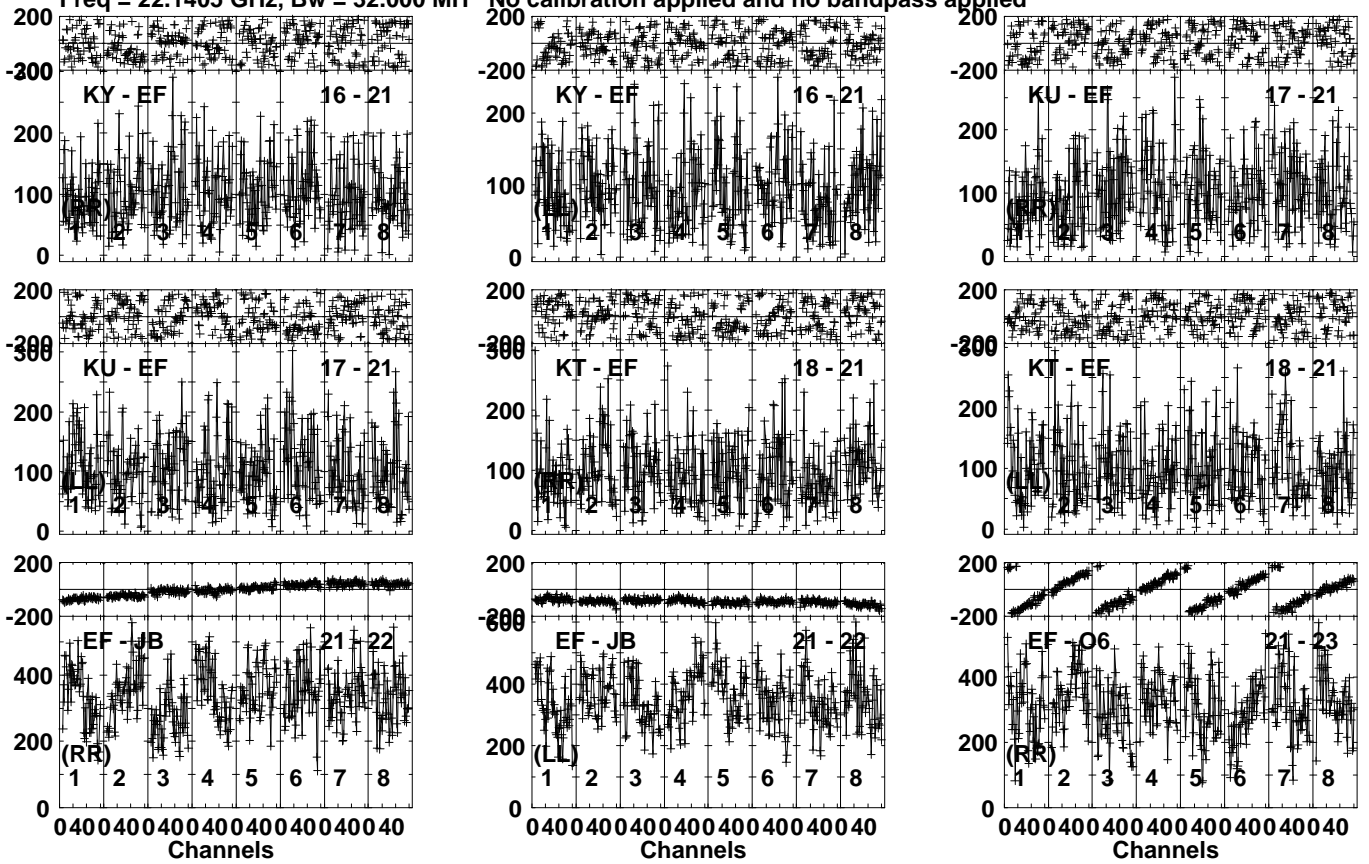
Timerange: 00/18:18:27 to 00/18:22:40

Plot file version 201 created 14-APR-2023 12:14:08

J0029+3456 GP060.UVDATA.1

Freq = 22.1405 GHz, Bw = 32.000 MH

No calibration applied and no bandpass applied

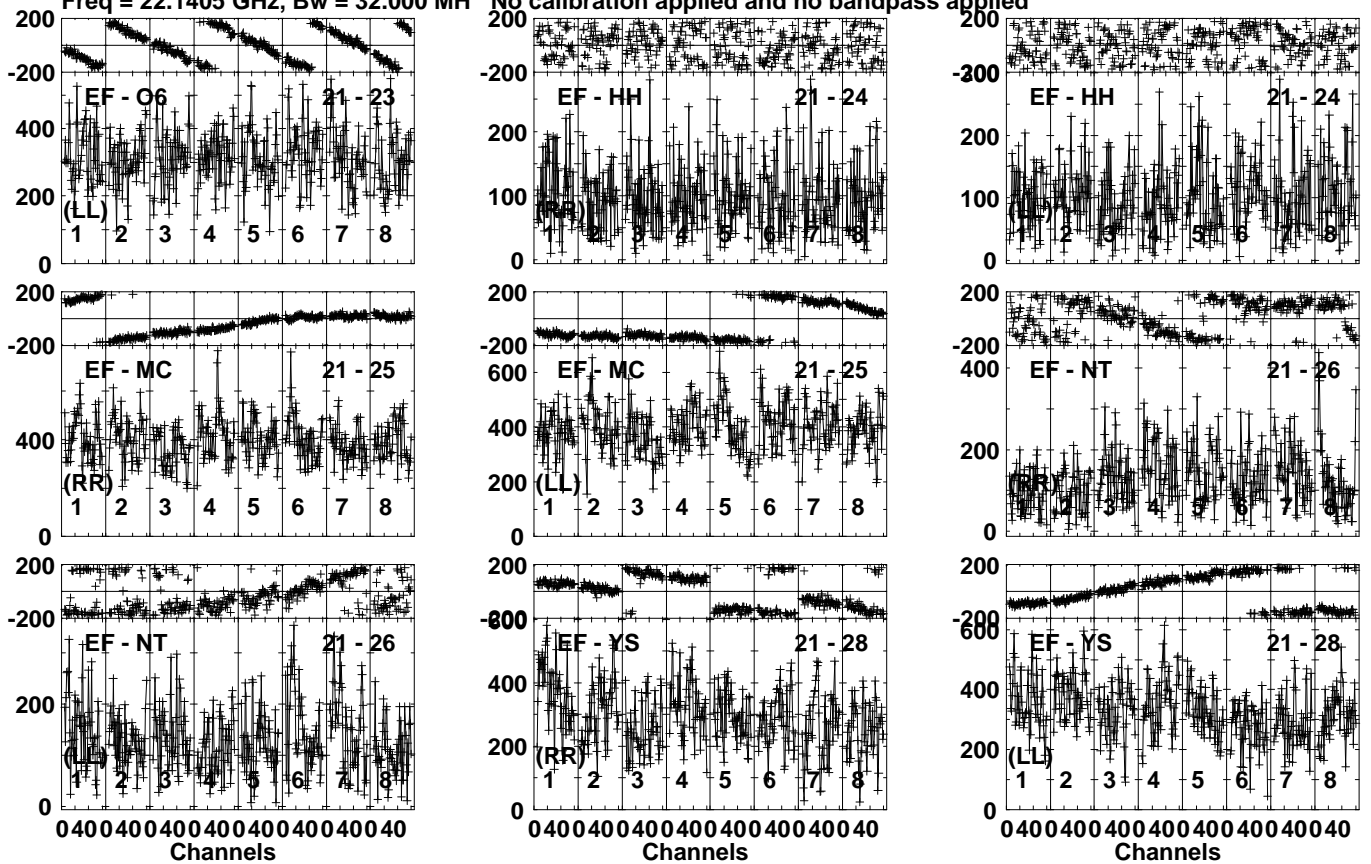


Plot file version 202 created 14-APR-2023 12:14:09

J0029+3456 GP060.UVDATA.1

Freq = 22.1405 GHz, Bw = 32.000 MH

No calibration applied and no bandpass applied



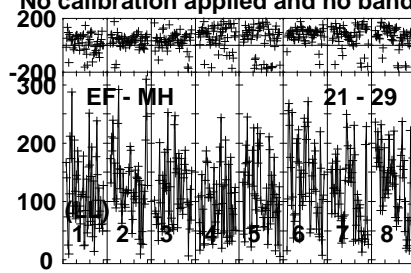
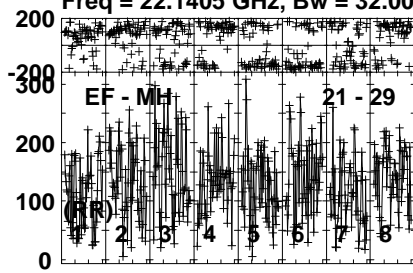
Lower frame: Micro Ampl Jy Top frame: Phas deg
Vector averaged cross-power spectrum Several baselines displayed
Timerange: 00/18:25:42 to 00/18:27:40

Plot file version 203 created 14-APR-2023 12:14:09

J0029+3456 GP060.UVDATA.1

Freq = 22.1405 GHz, Bw = 32.000 MH

No calibration applied and no bandpass applied



Lower frame: Micro Ampl Jy Top frame: Phas deg

Vector averaged cross-power spectrum Several baselines displayed

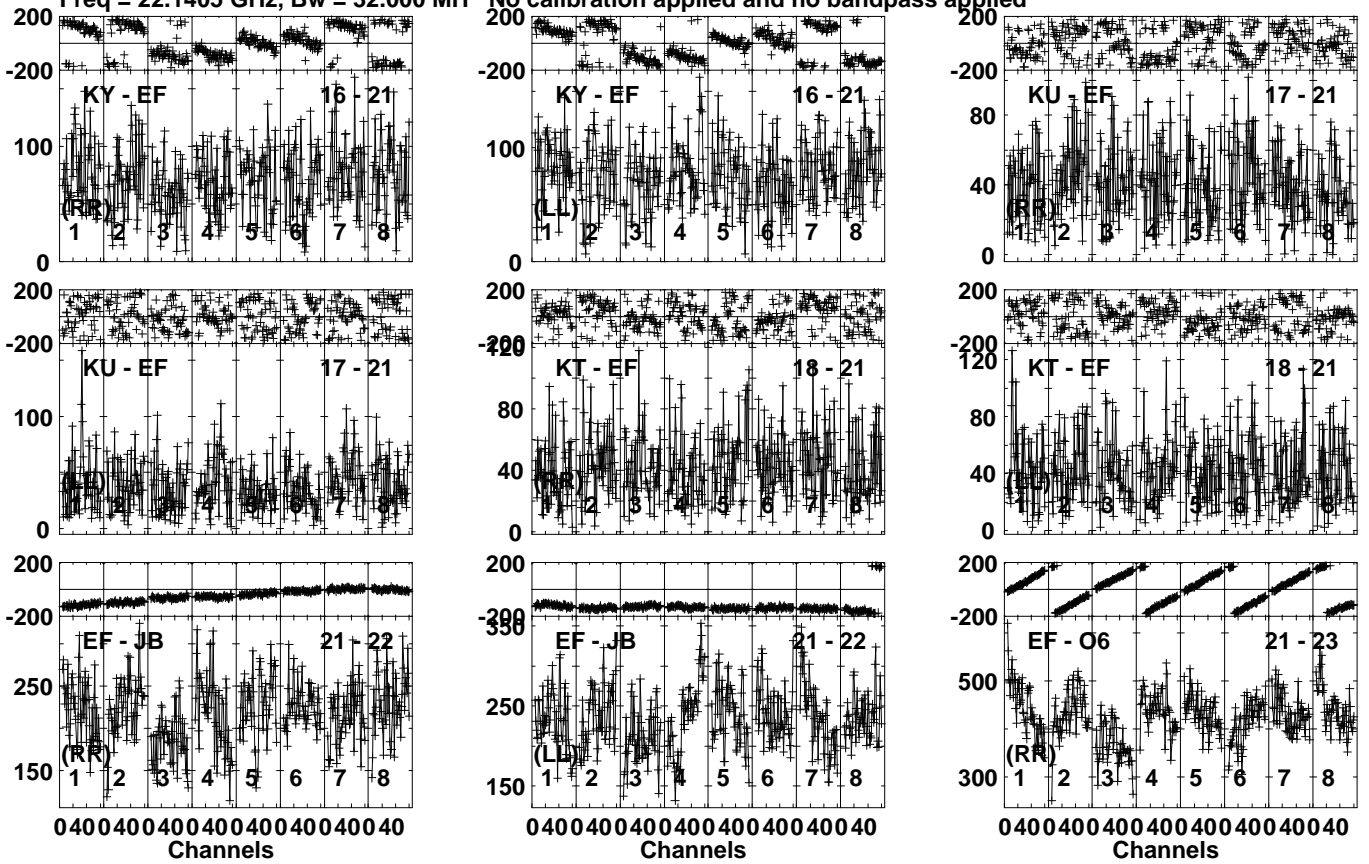
Timerange: 00/18:25:42 to 00/18:27:40

Plot file version 204 created 14-APR-2023 12:14:12

NGC0315 GP060.UVDATA.1

Freq = 22.1405 GHz, Bw = 32.000 MH

No calibration applied and no bandpass applied



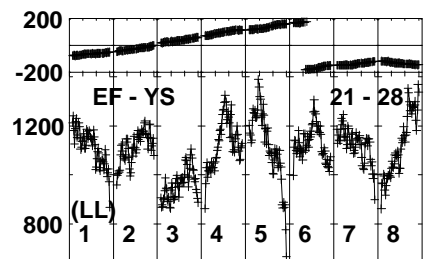
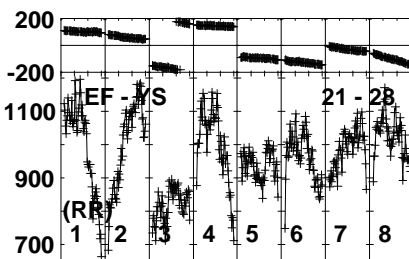
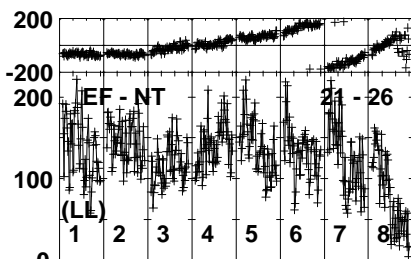
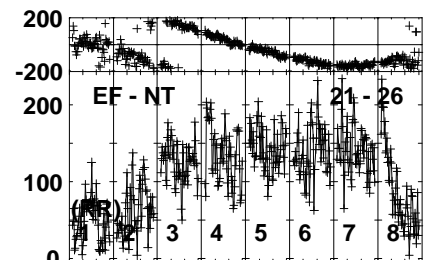
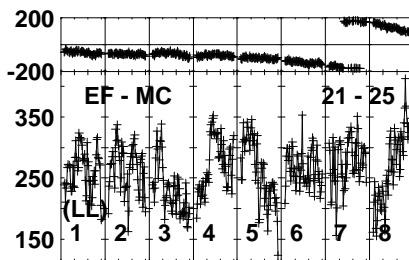
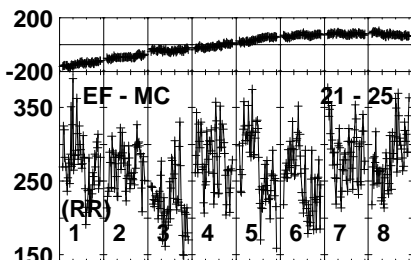
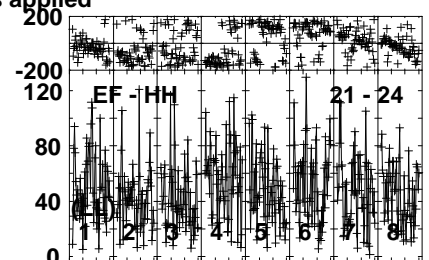
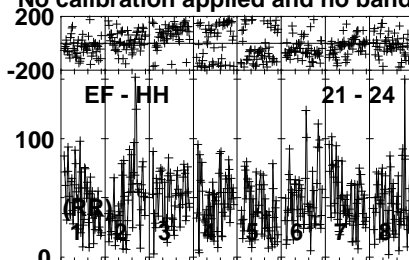
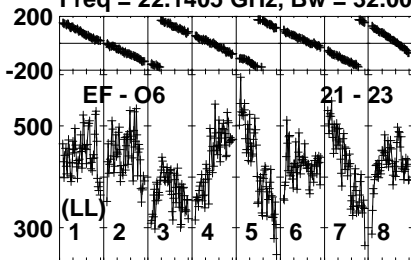
Lower frame: Micro Ampl Jy Top frame: Phas deg
Vector averaged cross-power spectrum Several baselines displayed
Timerange: 00/18:29:02 to 00/18:41:15

Plot file version 205 created 14-APR-2023 12:14:13

NGC0315 GP060.UVDATA.1

Freq = 22.1405 GHz, Bw = 32.000 MH

No calibration applied and no bandpass applied



040040040040040040040040
Channels

040040040040040040040040
Channels

040040040040040040040040
Channels

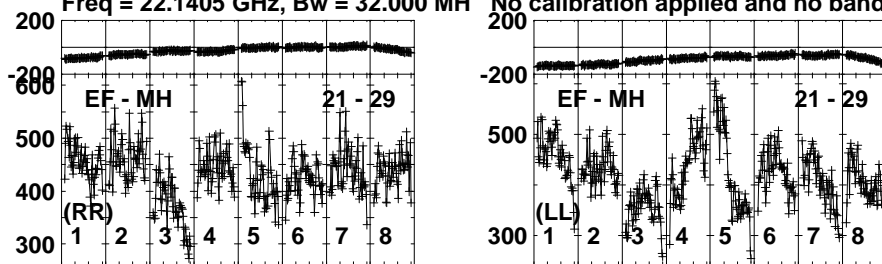
Lower frame: Micro Ampl Jy Top frame: Phas deg
Vector averaged cross-power spectrum Several baselines displayed
Timerange: 00/18:29:02 to 00/18:41:15

Plot file version 206 created 14-APR-2023 12:14:13

NGC0315 GP060.UVDATA.1

Freq = 22.1405 GHz, Bw = 32.000 MH

No calibration applied and no bandpass applied



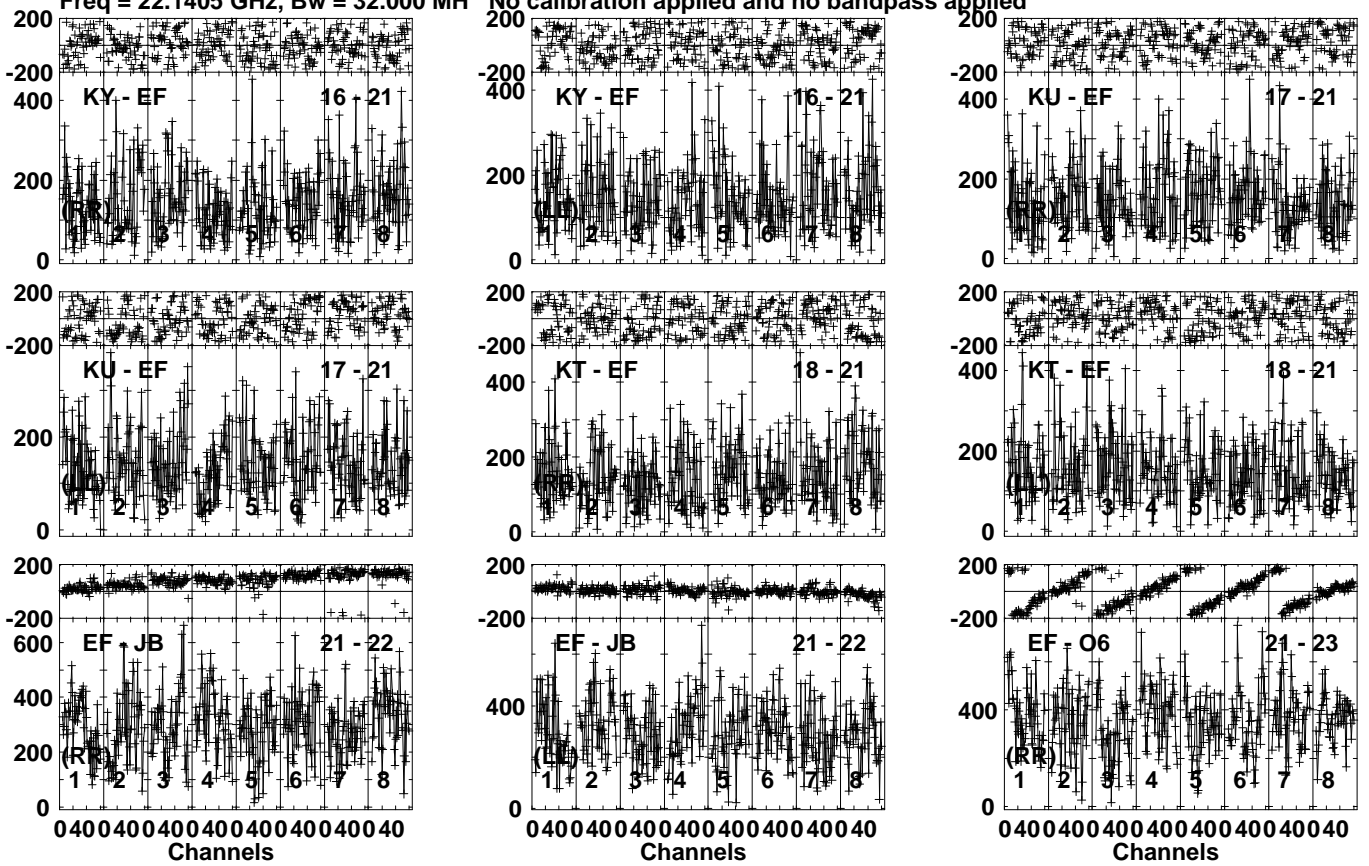
Lower frame: Micro Ampl Jy Top frame: Phas deg
Vector averaged cross-power spectrum Several baselines displayed
Timerange: 00/18:29:02 to 00/18:41:15

Plot file version 207 created 14-APR-2023 12:14:15

J0029+3456 GP060.UVDATA.1

Freq = 22.1405 GHz, Bw = 32.000 MH

No calibration applied and no bandpass applied



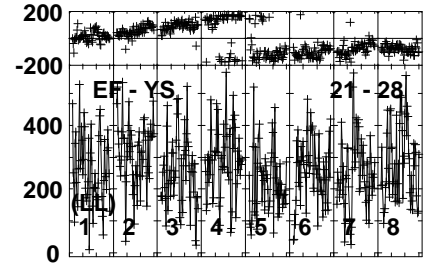
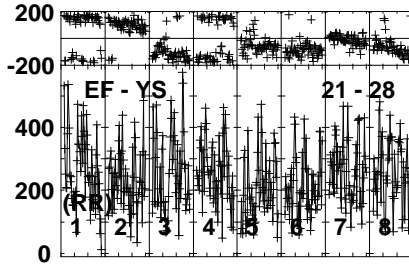
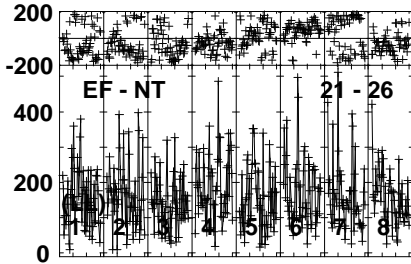
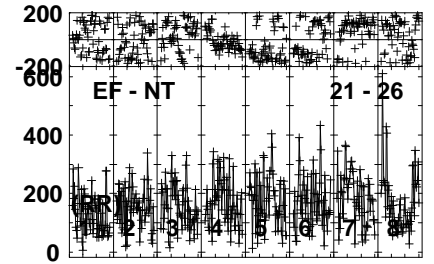
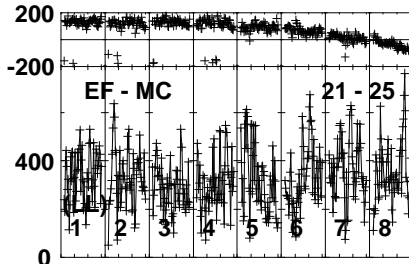
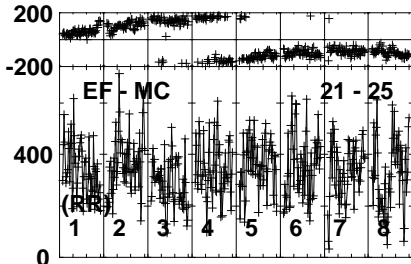
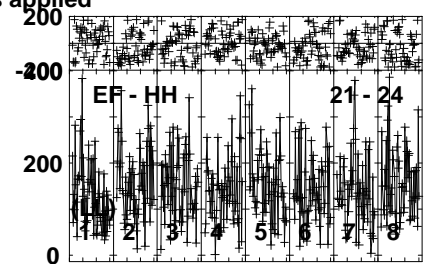
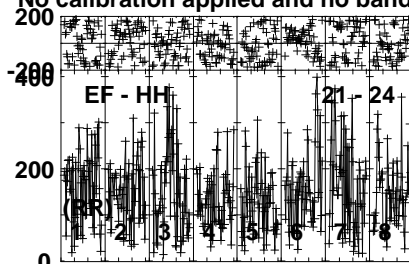
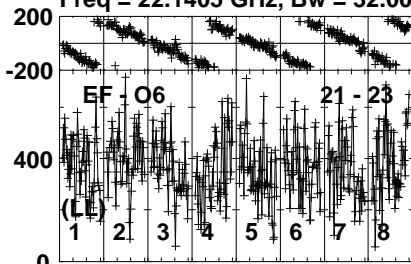
Lower frame: Micro Ampl Jy Top frame: Phas deg
Vector averaged cross-power spectrum Several baselines displayed
Timerange: 00/18:42:37 to 00/18:43:35

Plot file version 208 created 14-APR-2023 12:14:16

J0029+3456 GP060.UVDATA.1

Freq = 22.1405 GHz, Bw = 32.000 MH

No calibration applied and no bandpass applied



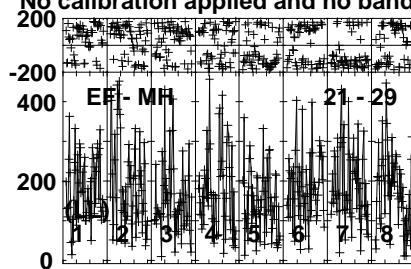
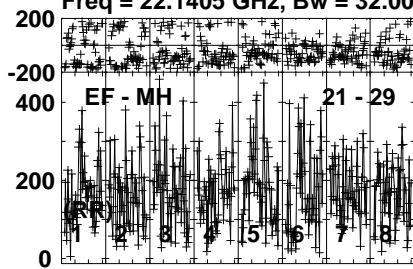
Lower frame: Micro Ampl Jy Top frame: Phas deg
Vector averaged cross-power spectrum Several baselines displayed
Timerange: 00/18:42:37 to 00/18:43:35

Plot file version 209 created 14-APR-2023 12:14:16

J0029+3456 GP060.UVDATA.1

Freq = 22.1405 GHz, Bw = 32.000 MH

No calibration applied and no bandpass applied



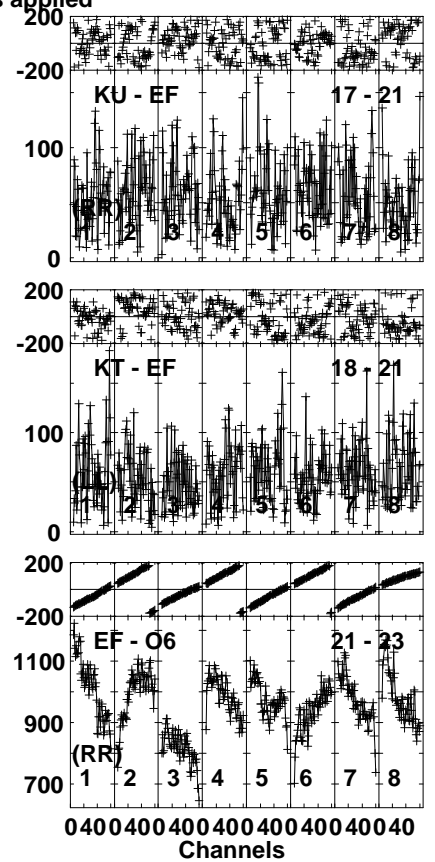
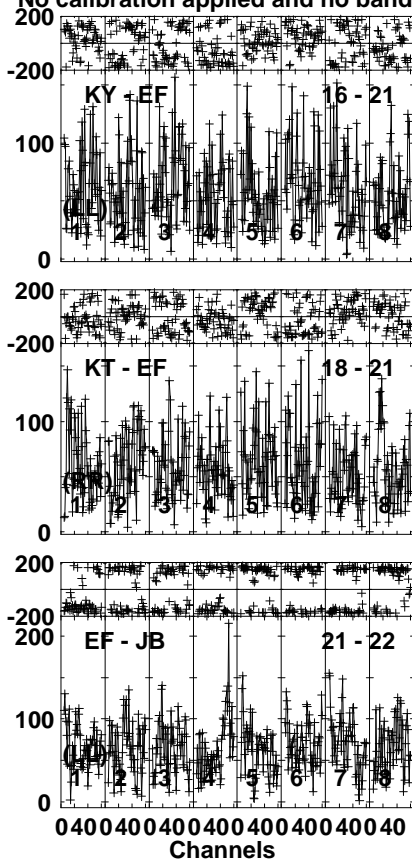
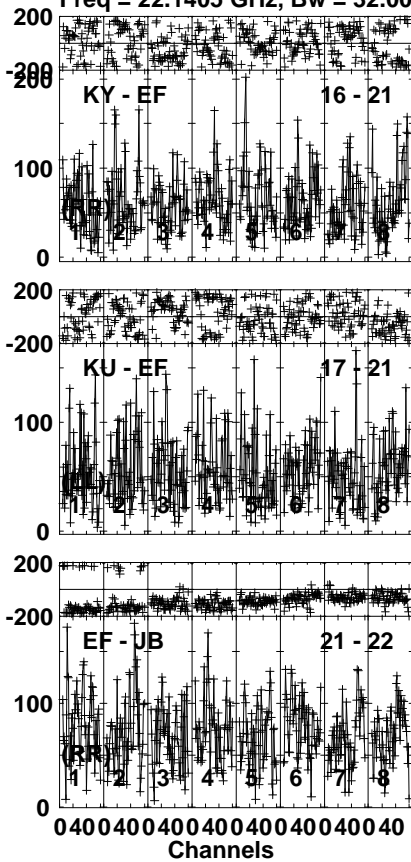
Lower frame: Micro Ampl Jy Top frame: Phas deg
Vector averaged cross-power spectrum Several baselines displayed
Timerange: 00/18:42:37 to 00/18:43:35

Plot file version 210 created 14-APR-2023 12:14:18

NGC0315 GP060.UVDATA.1

Freq = 22.1405 GHz, Bw = 32.000 MH

No calibration applied and no bandpass applied



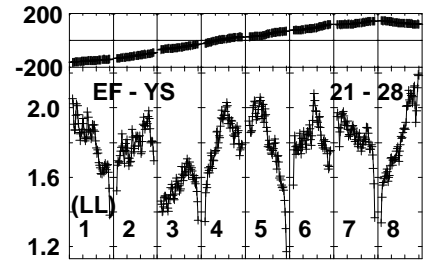
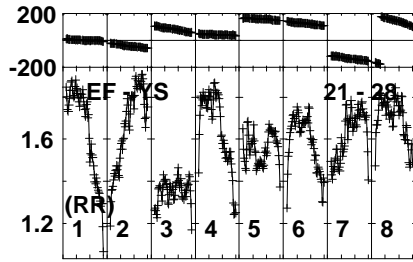
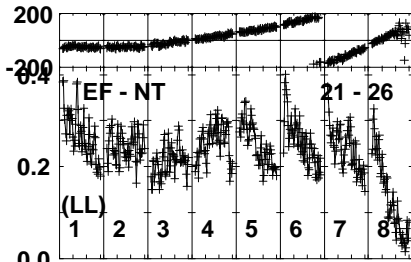
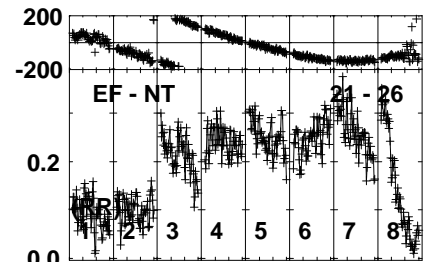
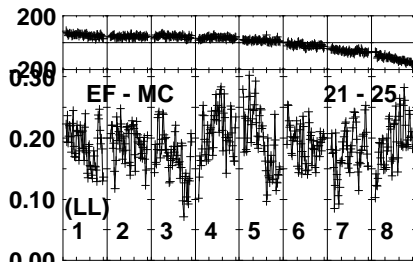
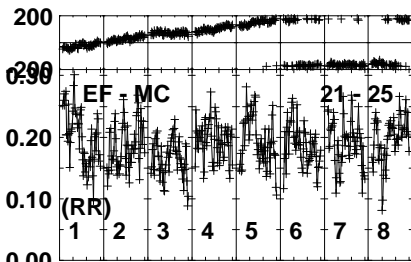
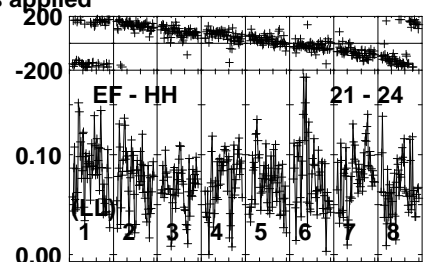
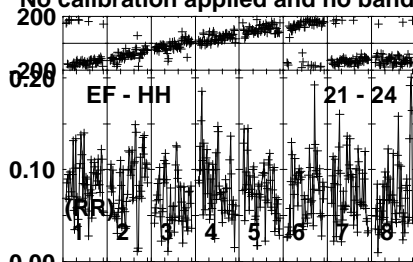
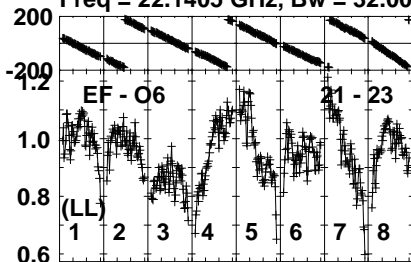
Lower frame: Micro Ampl Jy Top frame: Phas deg
Vector averaged cross-power spectrum Several baselines displayed
Timerange: 00/18:44:57 to 00/18:57:10

Plot file version 211 created 14-APR-2023 12:14:19

NGC0315 GP060.UVDATA.1

Freq = 22.1405 GHz, Bw = 32.000 MH

No calibration applied and no bandpass applied



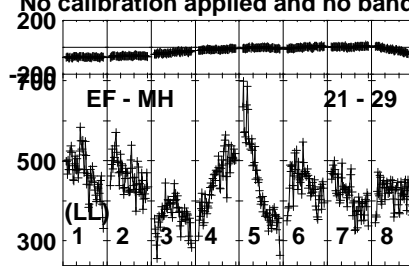
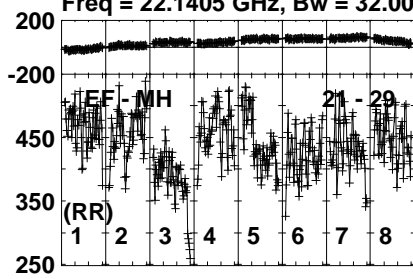
Lower frame: Milli Ampl Jy Top frame: Phas deg
Vector averaged cross-power spectrum Several baselines displayed
Timerange: 00/18:44:57 to 00/18:57:10

Plot file version 212 created 14-APR-2023 12:14:19

NGC0315 GP060.UVDATA.1

Freq = 22.1405 GHz, Bw = 32.000 MH

No calibration applied and no bandpass applied



Lower frame: Micro Ampl Jy Top frame: Phas deg

Vector averaged cross-power spectrum Several baselines displayed

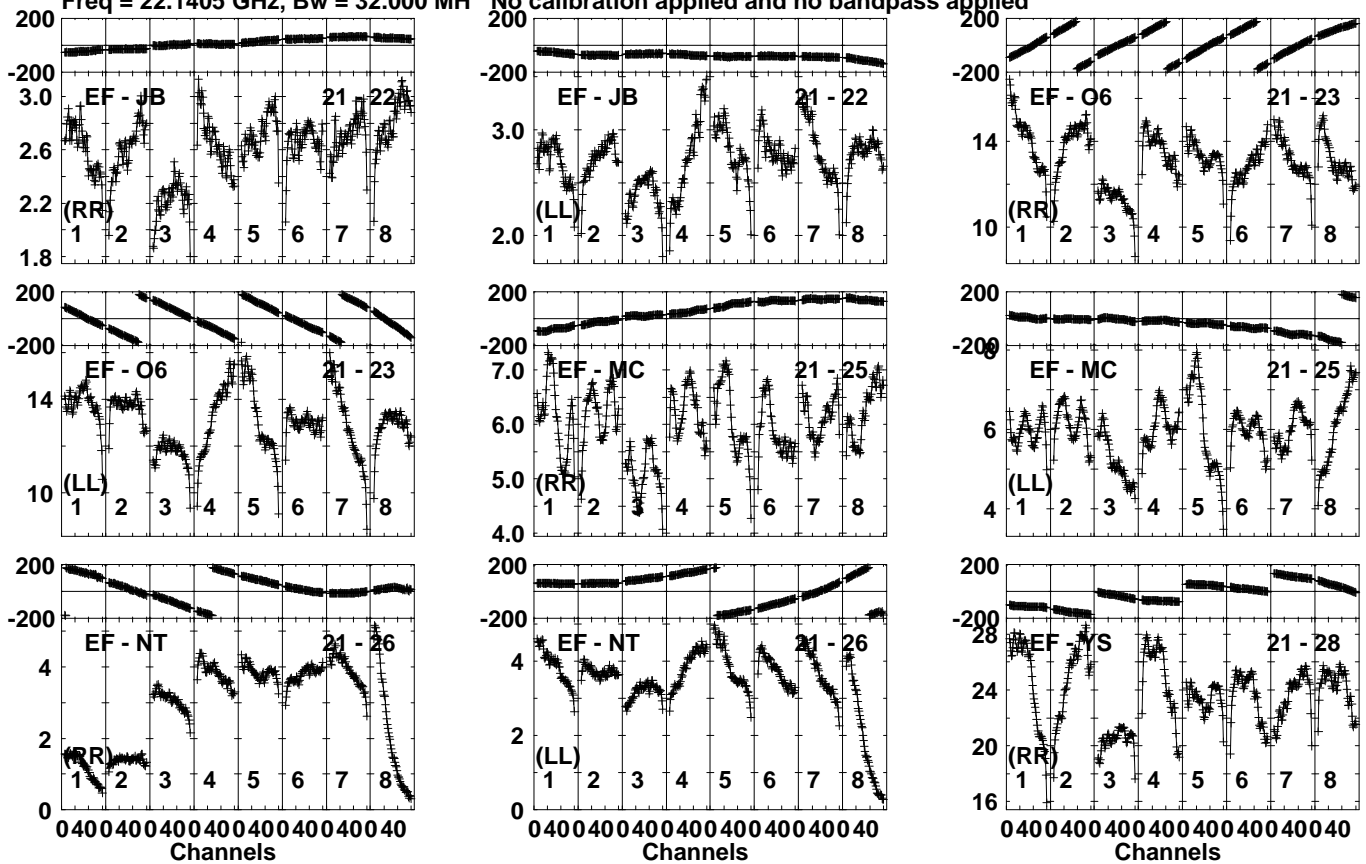
Timerange: 00/18:44:57 to 00/18:57:10

Plot file version 213 created 14-APR-2023 12:14:20

3C84 GP060.UVDATA.1

Freq = 22.1405 GHz, Bw = 32.000 MH

No calibration applied and no bandpass applied



Lower frame: Milli Ampl Jy Top frame: Phas deg

Vector averaged cross-power spectrum Several baselines displayed

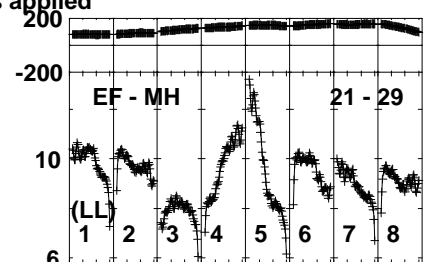
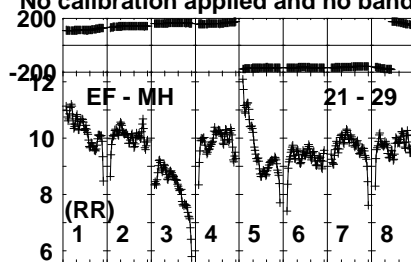
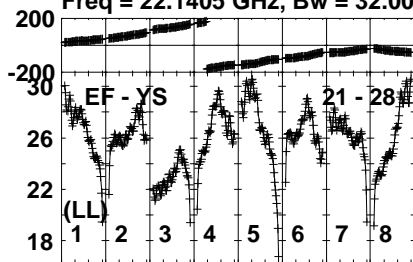
Timerange: 00/18:59:52 to 00/19:03:50

Plot file version 214 created 14-APR-2023 12:14:21

3C84 GP060.UVDATA.1

Freq = 22.1405 GHz, Bw = 32.000 MH

No calibration applied and no bandpass applied



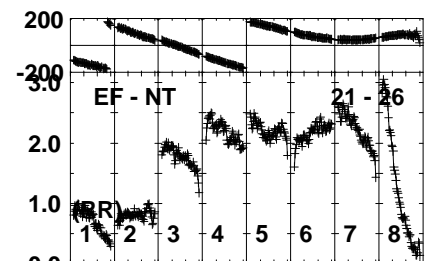
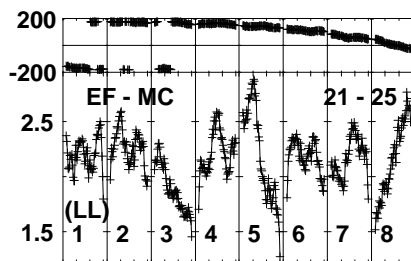
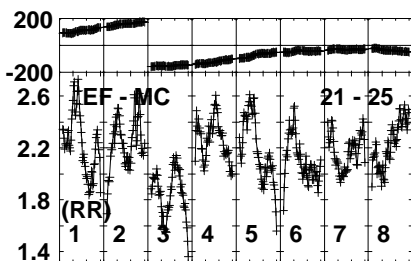
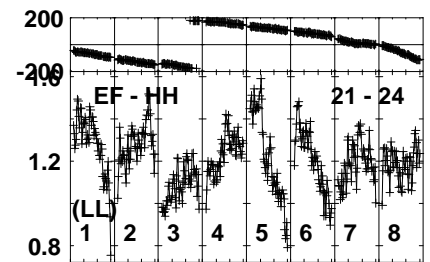
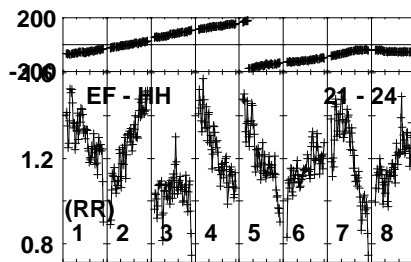
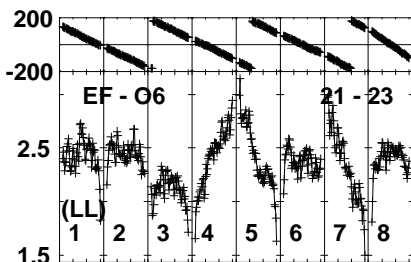
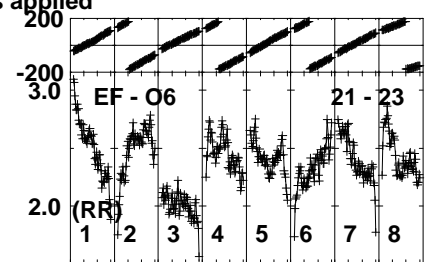
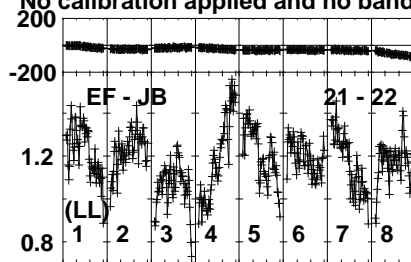
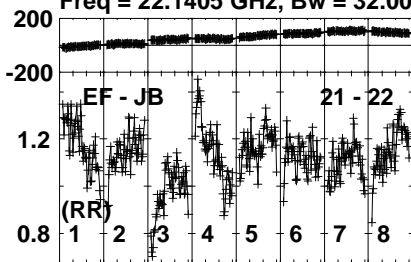
Lower frame: Milli Ampl Jy Top frame: Phas deg
Vector averaged cross-power spectrum Several baselines displayed
Timerange: 00/18:59:52 to 00/19:03:50

Plot file version 215 created 14-APR-2023 12:14:21

0235+164 GP060.UVDATA.1

Freq = 22.1405 GHz, Bw = 32.000 MH

No calibration applied and no bandpass applied



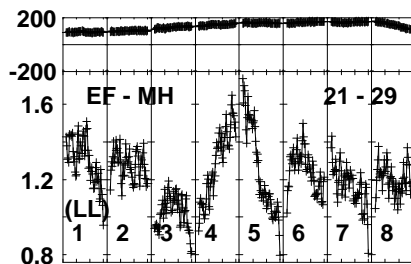
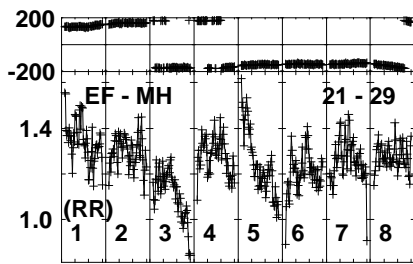
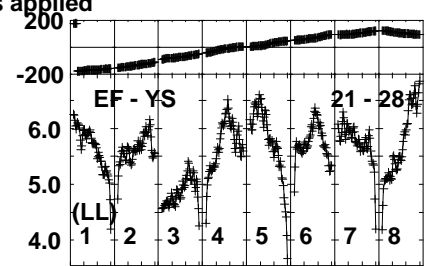
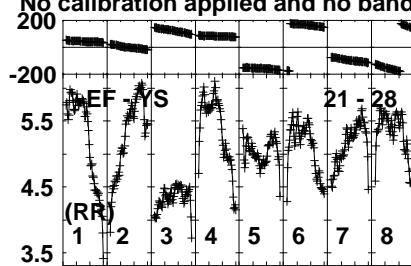
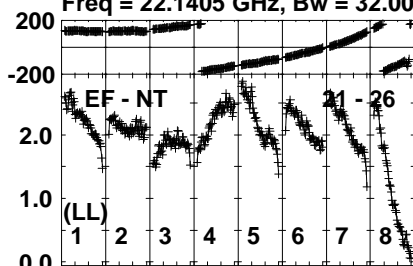
Lower frame: Milli Ampl Jy Top frame: Phas deg
Vector averaged cross-power spectrum Several baselines displayed
Timerange: 00/19:06:12 to 00/19:10:10

Plot file version 216 created 14-APR-2023 12:14:22

0235+164 GP060.UVDATA.1

Freq = 22.1405 GHz, Bw = 32.000 MH

No calibration applied and no bandpass applied



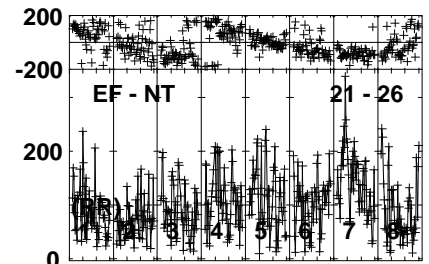
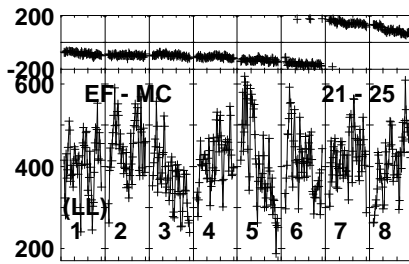
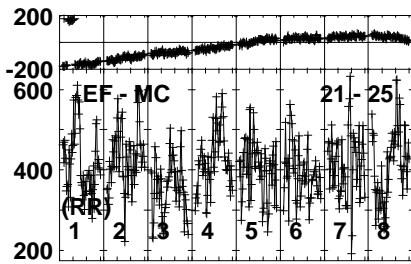
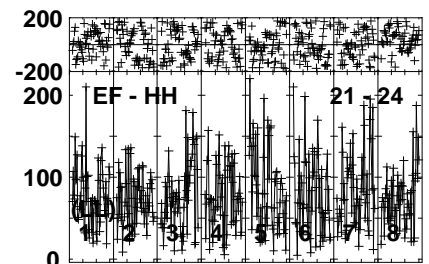
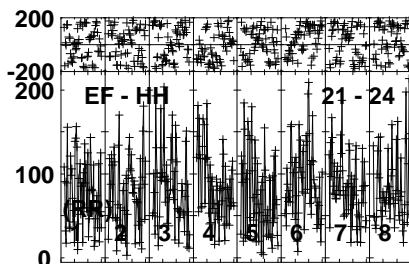
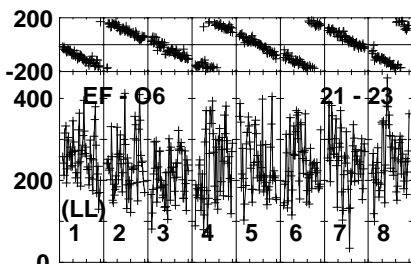
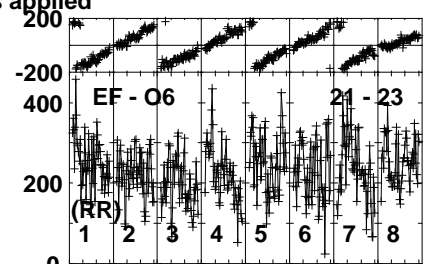
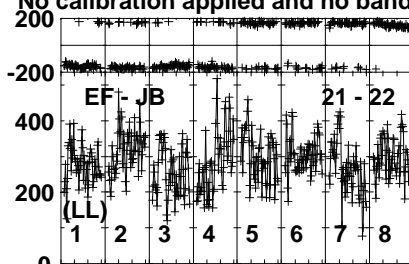
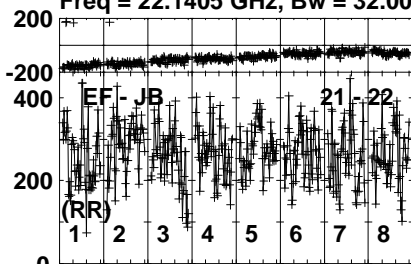
Lower frame: Milli Ampl Jy Top frame: Phas deg
Vector averaged cross-power spectrum Several baselines displayed
Timerange: 00/19:06:12 to 00/19:10:10

Plot file version 217 created 14-APR-2023 12:14:24

J0029+3456 GP060.UVDATA.1

Freq = 22.1405 GHz, Bw = 32.000 MH

No calibration applied and no bandpass applied



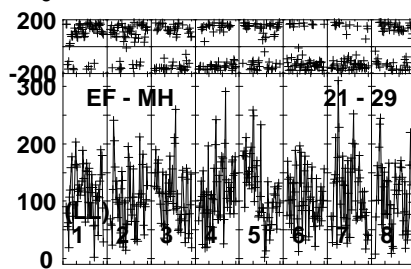
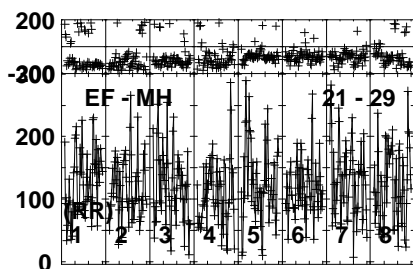
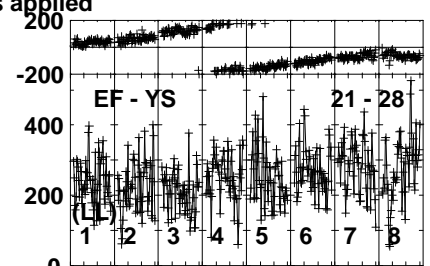
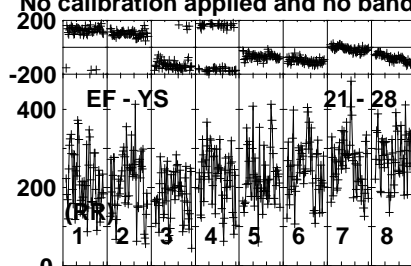
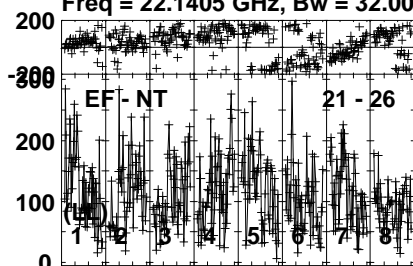
Lower frame: Micro Ampl Jy Top frame: Phas deg
Vector averaged cross-power spectrum Several baselines displayed
Timerange: 00/19:13:12 to 00/19:16:10

Plot file version 218 created 14-APR-2023 12:14:24

J0029+3456 GP060.UVDATA.1

Freq = 22.1405 GHz, Bw = 32.000 MH

No calibration applied and no bandpass applied



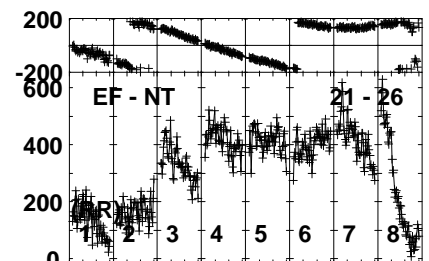
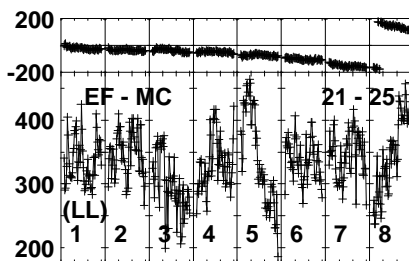
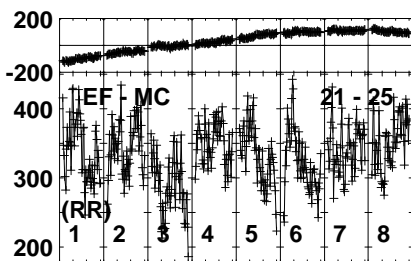
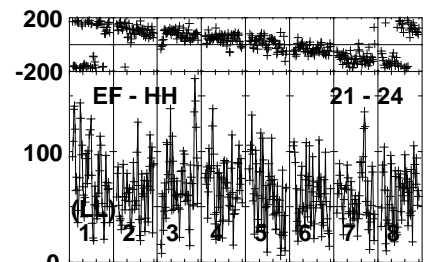
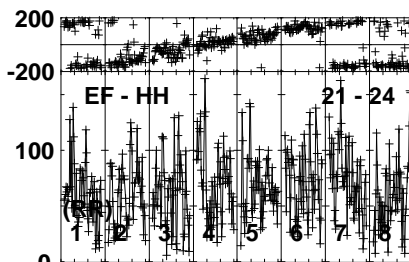
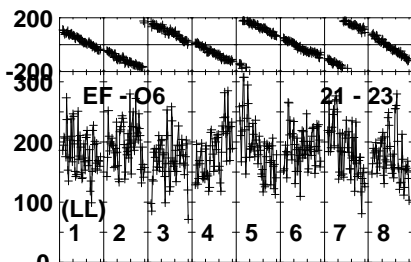
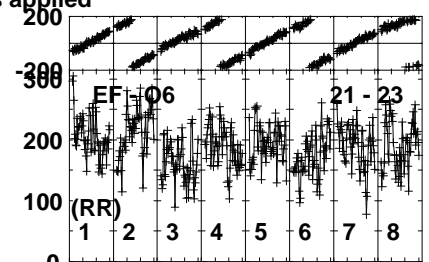
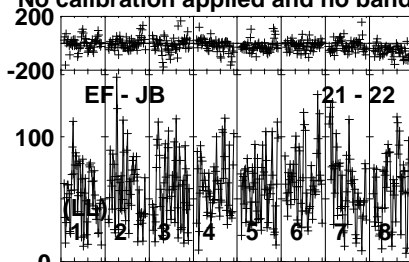
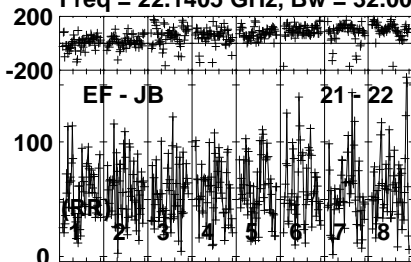
Lower frame: Micro Ampl Jy Top frame: Phas deg
Vector averaged cross-power spectrum Several baselines displayed
Timerange: 00/19:13:12 to 00/19:16:10

Plot file version 219 created 14-APR-2023 12:14:26

NGC0315 GP060.UVDATA.1

Freq = 22.1405 GHz, Bw = 32.000 MH

No calibration applied and no bandpass applied



0400400400400400400400400400
Channels

0400400400400400400400400400
Channels

0400400400400400400400400400
Channels

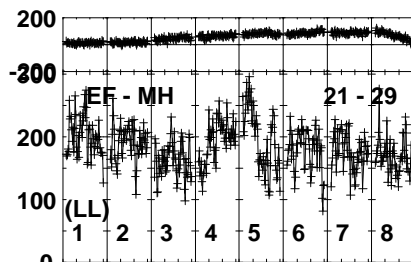
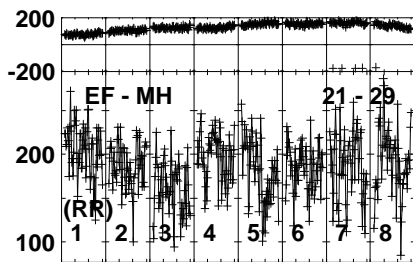
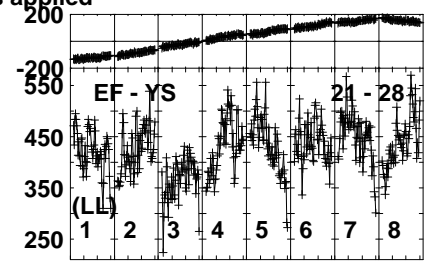
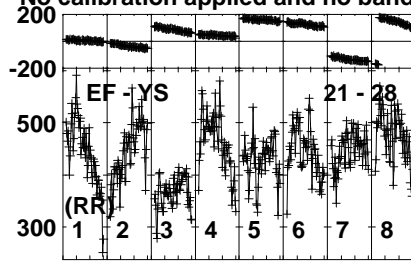
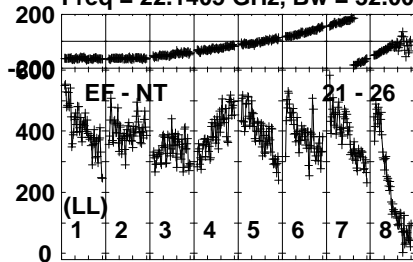
Lower frame: Micro Ampl Jy Top frame: Phas deg
Vector averaged cross-power spectrum Several baselines displayed
Timerange: 00/19:17:32 to 00/19:29:45

Plot file version 220 created 14-APR-2023 12:14:26

NGC0315 GP060.UVDATA.1

Freq = 22.1405 GHz, Bw = 32.000 MH

No calibration applied and no bandpass applied



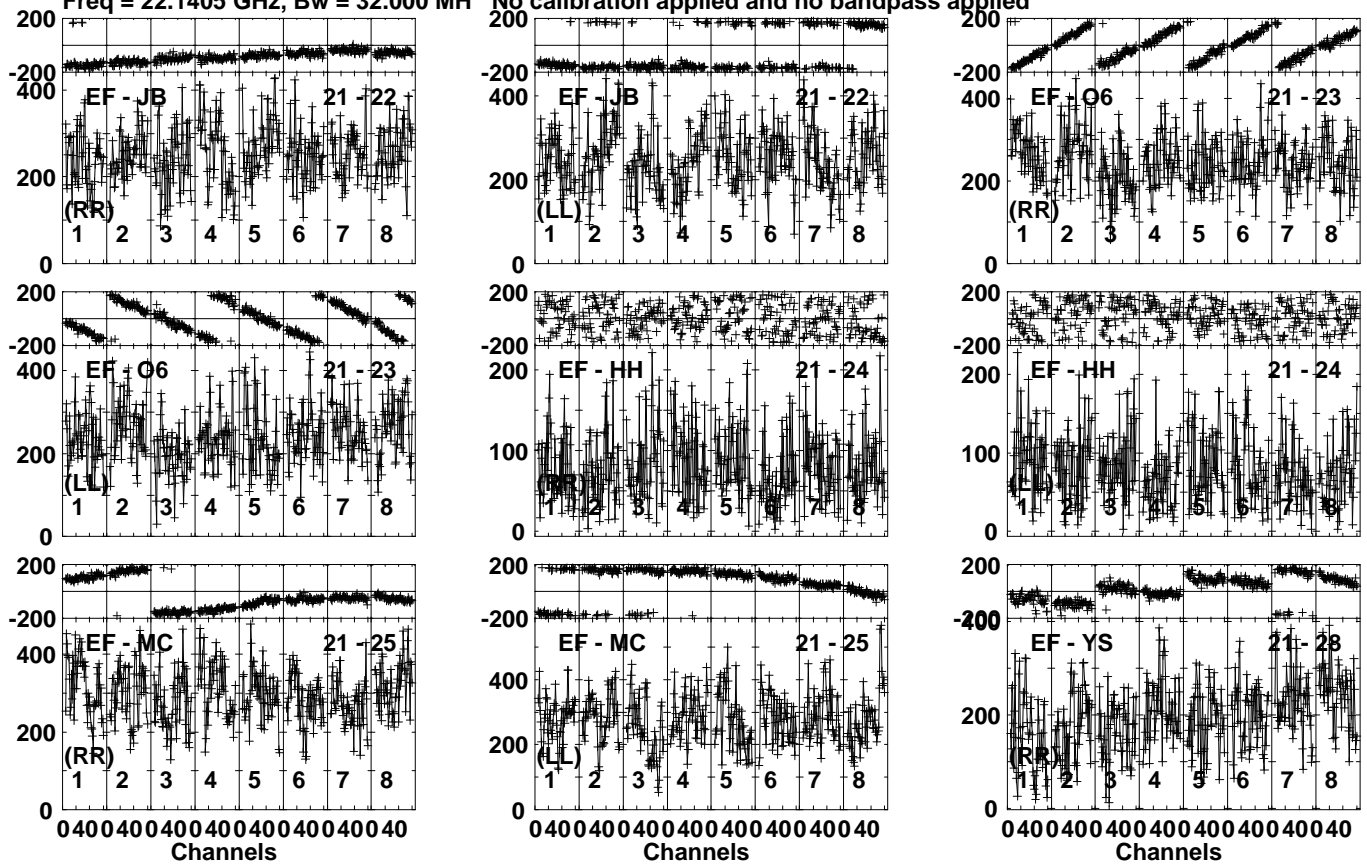
Lower frame: Micro Ampl Jy Top frame: Phas deg
Vector averaged cross-power spectrum Several baselines displayed
Timerange: 00/19:17:32 to 00/19:29:45

Plot file version 221 created 14-APR-2023 12:14:28

J0029+3456 GP060.UVDATA.1

Freq = 22.1405 GHz, Bw = 32.000 MH

No calibration applied and no bandpass applied



Lower frame: Micro Ampl Jy Top frame: Phas deg

Vector averaged cross-power spectrum Several baselines displayed

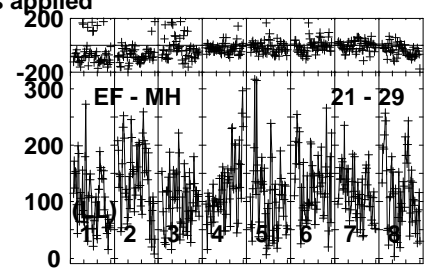
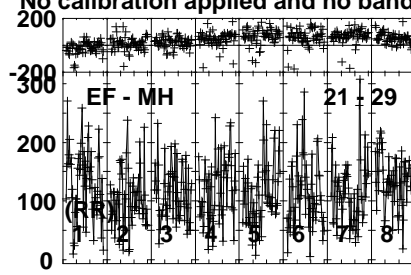
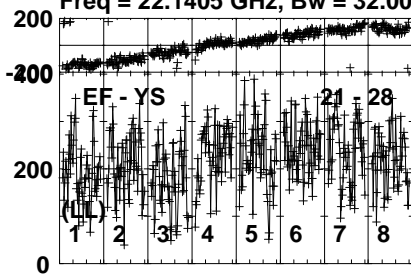
Timerange: 00/19:31:07 to 00/19:34:05

Plot file version 222 created 14-APR-2023 12:14:29

J0029+3456 GP060.UVDATA.1

Freq = 22.1405 GHz, Bw = 32.000 MH

No calibration applied and no bandpass applied



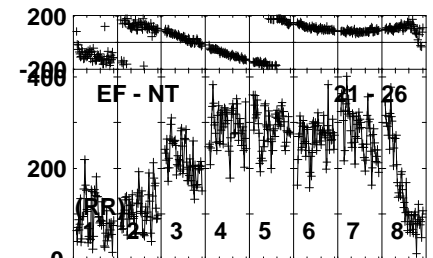
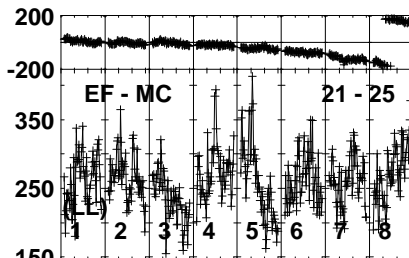
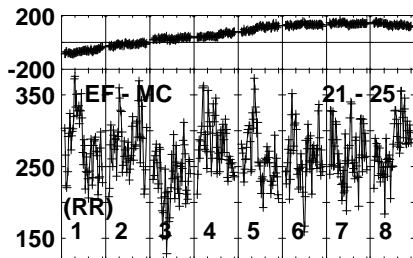
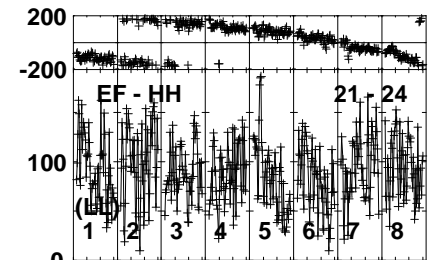
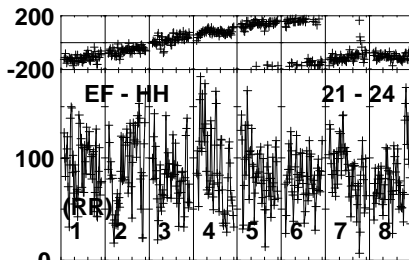
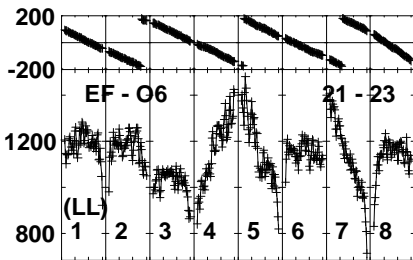
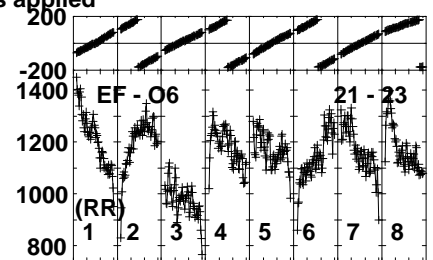
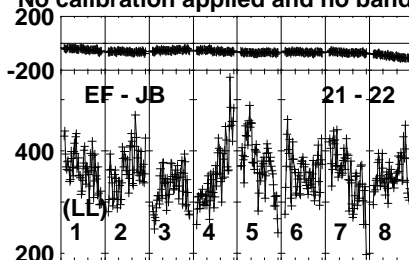
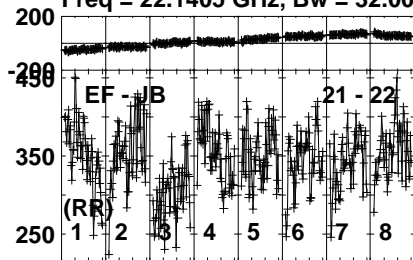
Lower frame: Micro Ampl Jy Top frame: Phas deg
Vector averaged cross-power spectrum Several baselines displayed
Timerange: 00/19:31:07 to 00/19:34:05

Plot file version 223 created 14-APR-2023 12:14:31

NGC0315 GP060.UVDATA.1

Freq = 22.1405 GHz, Bw = 32.000 MH

No calibration applied and no bandpass applied



040040040040040040040040
Channels

040040040040040040040040
Channels

040040040040040040040040
Channels

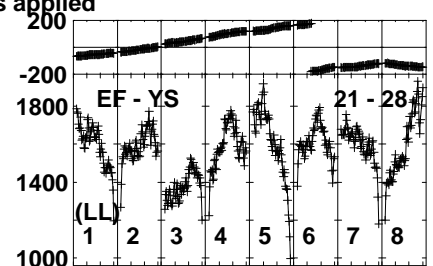
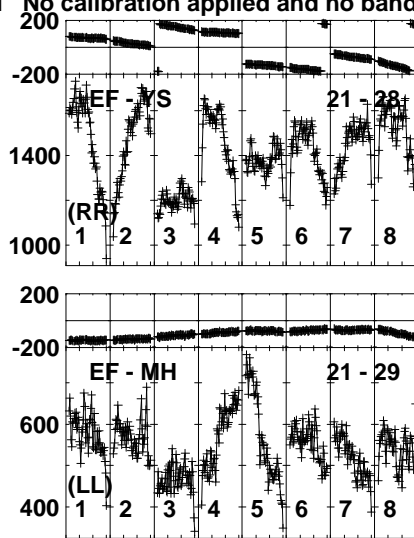
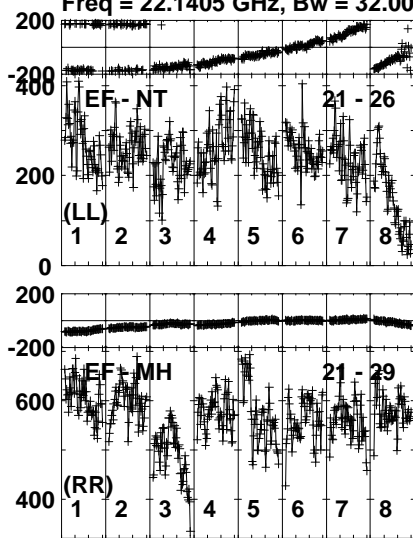
Lower frame: Micro Ampl Jy Top frame: Phas deg
Vector averaged cross-power spectrum Several baselines displayed
Timerange: 00/19:35:27 to 00/19:47:40

Plot file version 224 created 14-APR-2023 12:14:31

NGC0315 GP060.UVDATA.1

Freq = 22.1405 GHz, Bw = 32.000 MH

No calibration applied and no bandpass applied



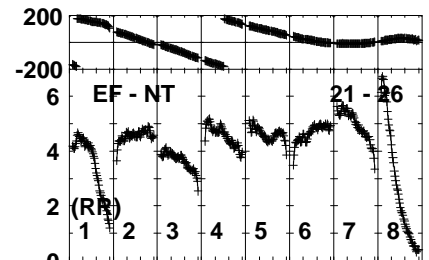
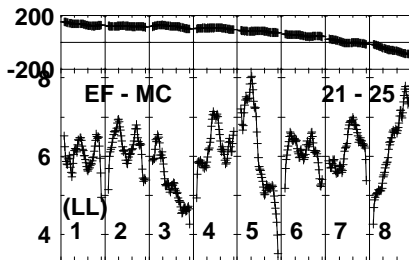
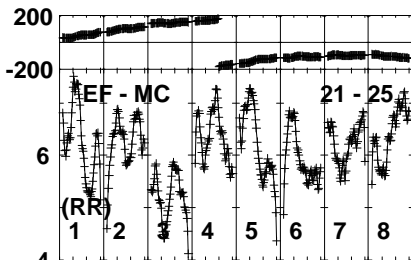
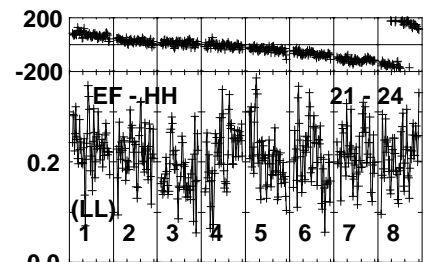
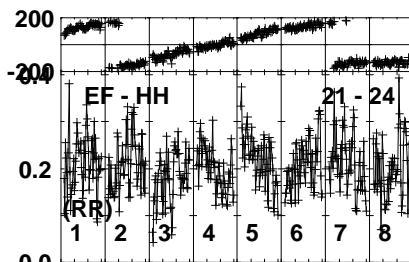
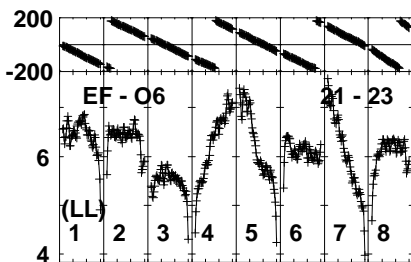
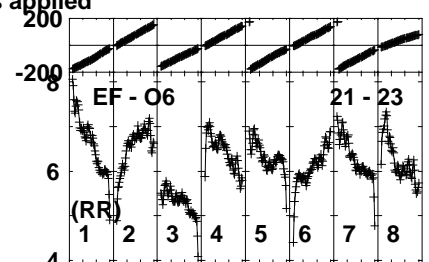
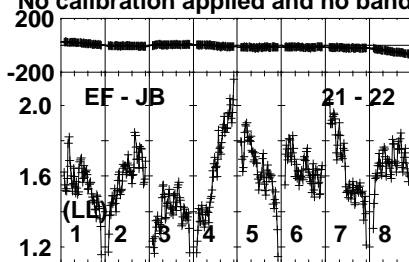
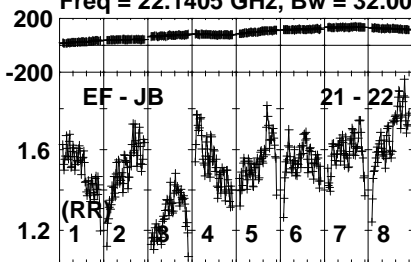
Lower frame: Micro Ampl Jy Top frame: Phas deg
Vector averaged cross-power spectrum Several baselines displayed
Timerange: 00/19:35:27 to 00/19:47:40

Plot file version 225 created 14-APR-2023 12:14:32

3C84 GP060.UVDATA.1

Freq = 22.1405 GHz, Bw = 32.000 MH

No calibration applied and no bandpass applied



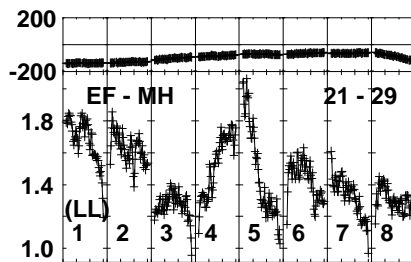
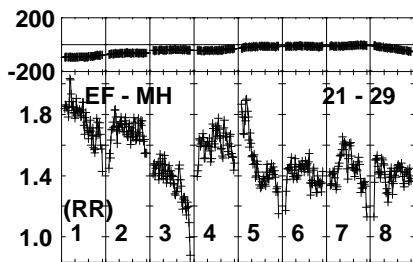
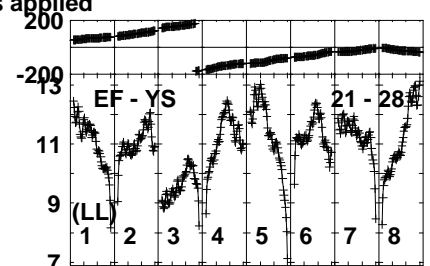
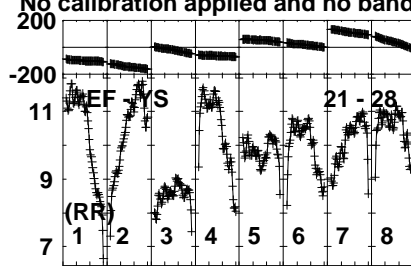
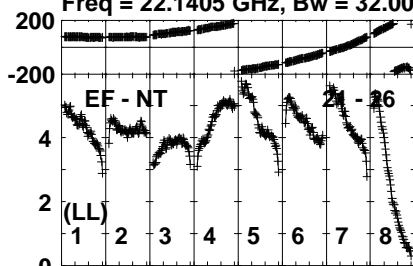
Lower frame: Milli Ampl Jy Top frame: Phas deg
Vector averaged cross-power spectrum Several baselines displayed
Timerange: 00/19:50:42 to 00/19:54:40

Plot file version 226 created 14-APR-2023 12:14:32

3C84 GP060.UVDATA.1

Freq = 22.1405 GHz, Bw = 32.000 MH

No calibration applied and no bandpass applied



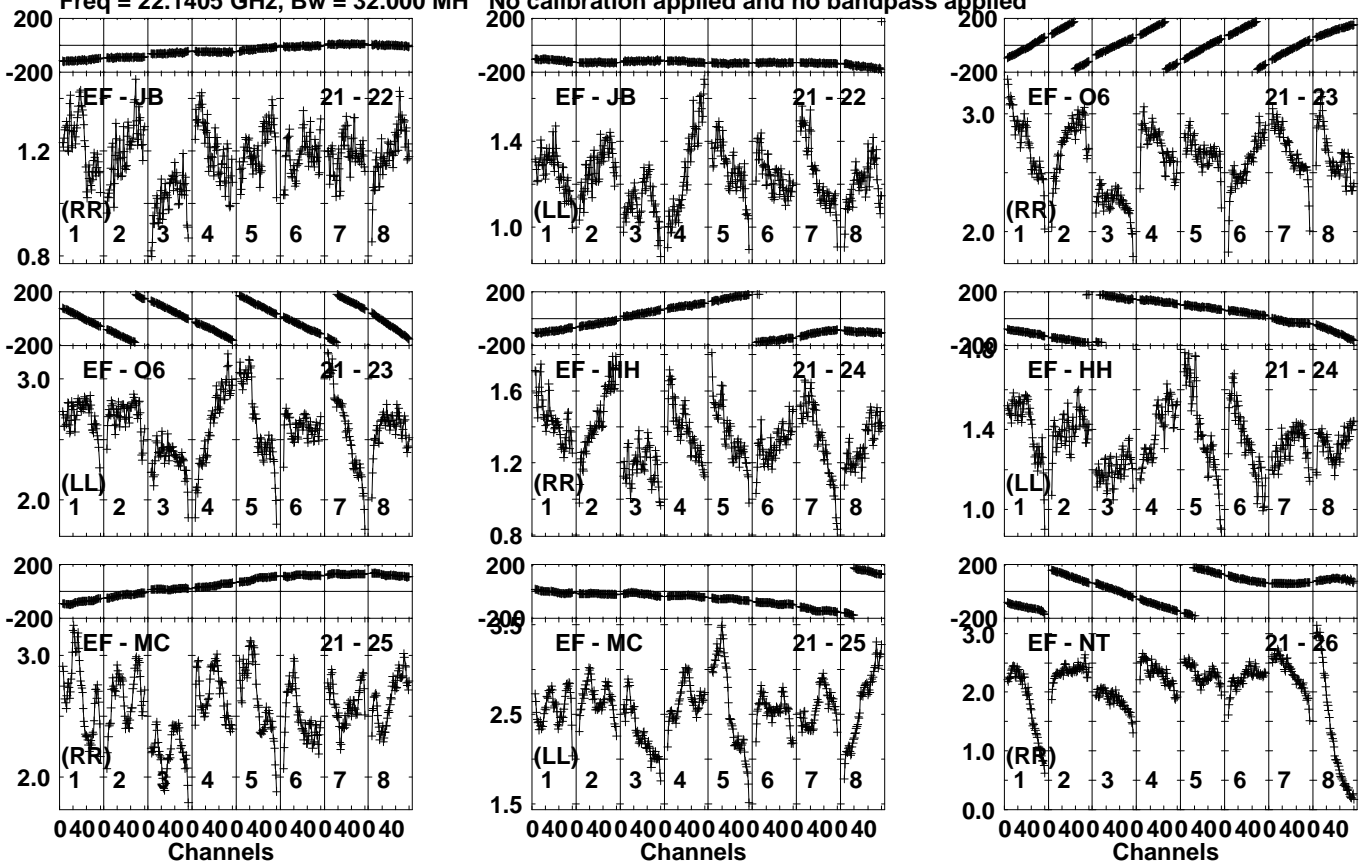
Lower frame: Milli Ampl Jy Top frame: Phas deg
Vector averaged cross-power spectrum Several baselines displayed
Timerange: 00/19:50:42 to 00/19:54:40

Plot file version 227 created 14-APR-2023 12:14:33

0235+164 GP060.UVDATA.1

Freq = 22.1405 GHz, Bw = 32.000 MH

No calibration applied and no bandpass applied



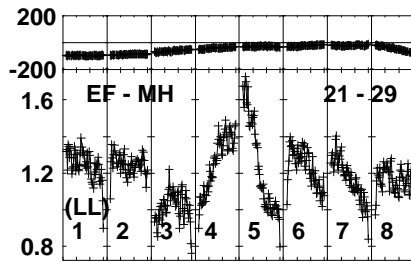
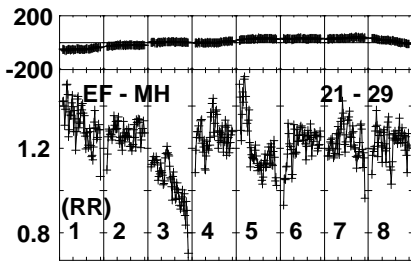
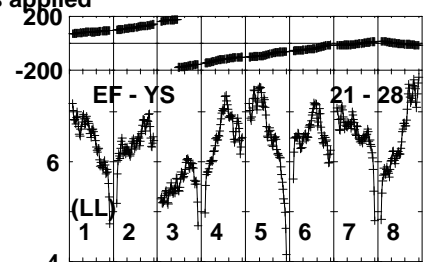
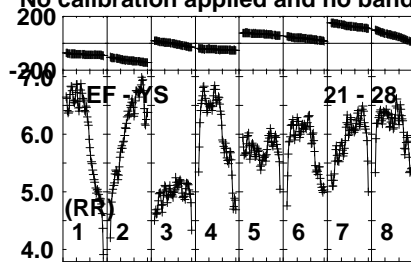
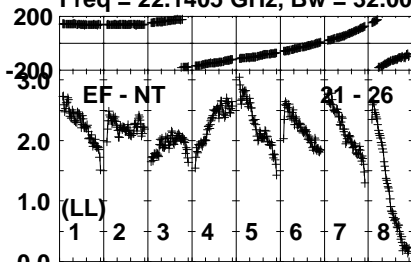
Lower frame: Milli Ampl Jy Top frame: Phas deg
Vector averaged cross-power spectrum Several baselines displayed
Timerange: 00/19:57:02 to 00/20:01:00

Plot file version 228 created 14-APR-2023 12:14:33

0235+164 GP060.UVDATA.1

Freq = 22.1405 GHz, Bw = 32.000 MH

No calibration applied and no bandpass applied



Lower frame: Milli Ampl Jy Top frame: Phas deg
Vector averaged cross-power spectrum Several baselines displayed
Timerange: 00/19:57:02 to 00/20:01:00