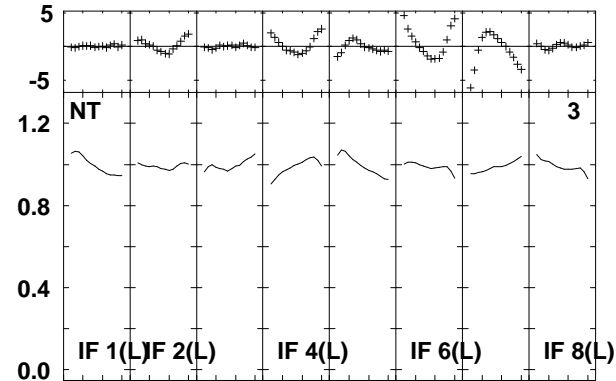
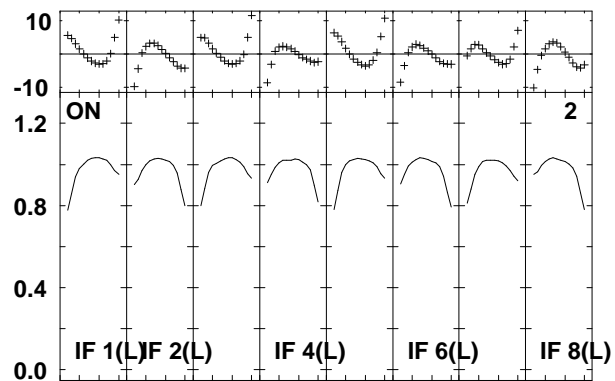
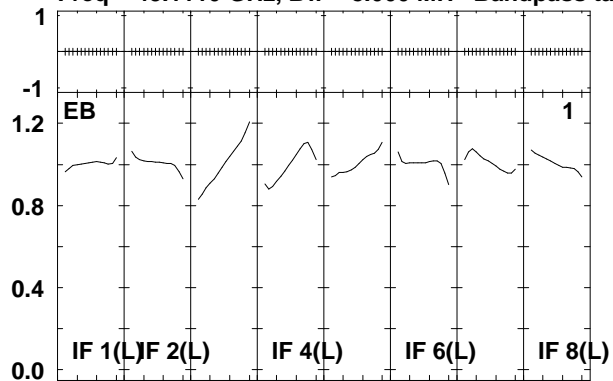


Plot file version 1 created 02-FEB-2010 15:07:41  
N09Q2.UVDATA.1  
Freq = 43.1110 GHz, Bw = 8.000 MH Bandpass table # 1



Lower frame: BP ampl Top frame: BP phase  
Bandpass table spectrum Antenna: \*  
Timerange: 00/00:00:01 to 999/00:00:00