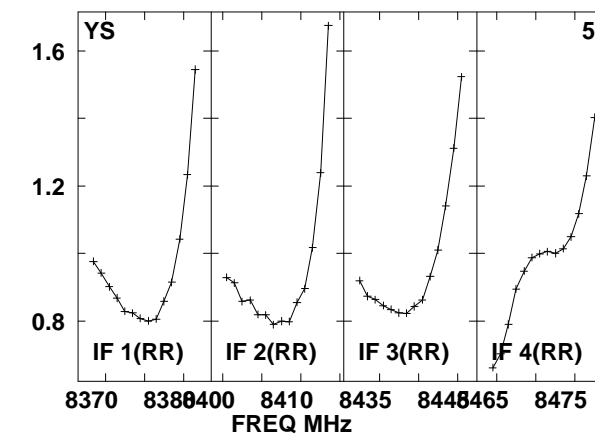
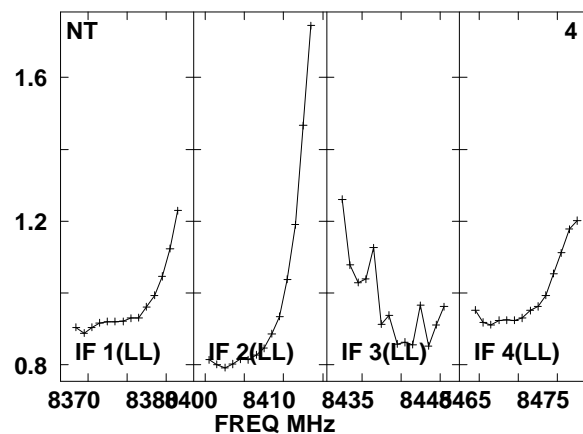
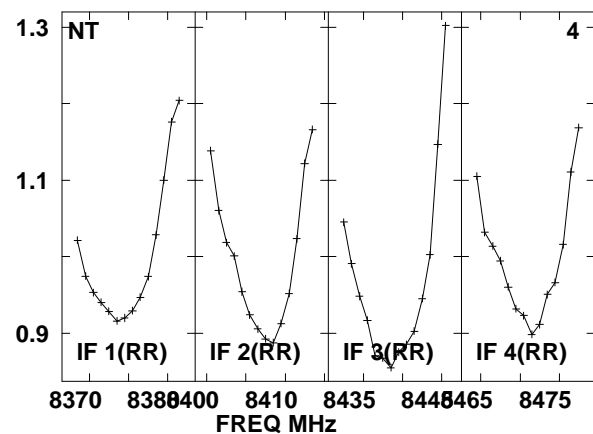
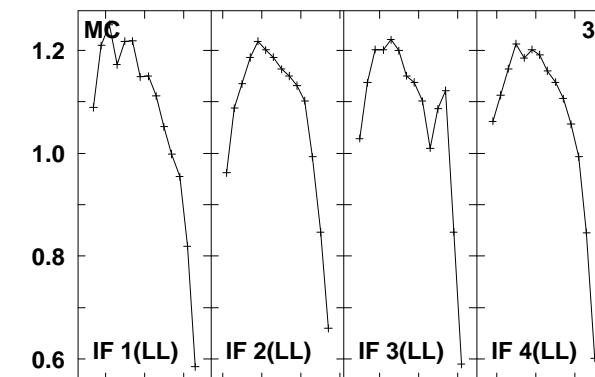
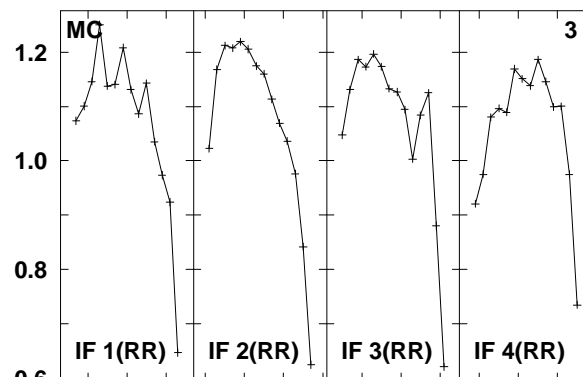
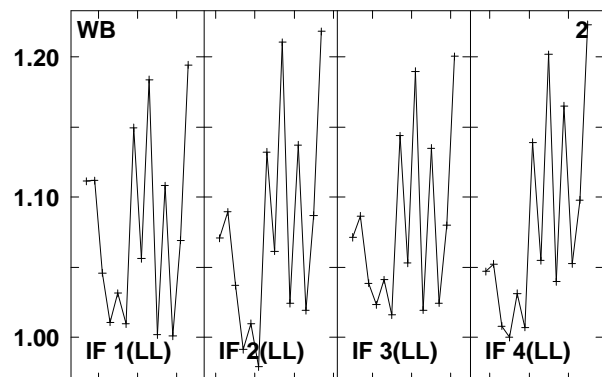
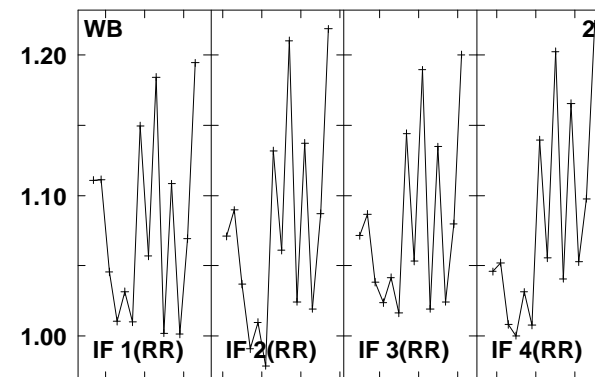
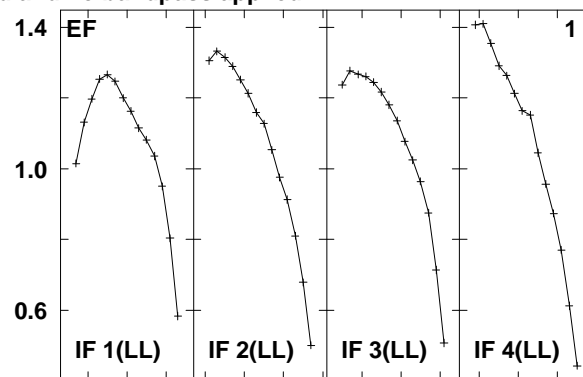
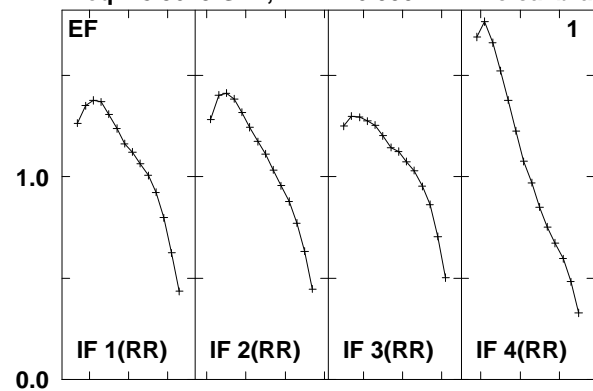


Plot file version 1 created 10-JUN-2010 11:01:17

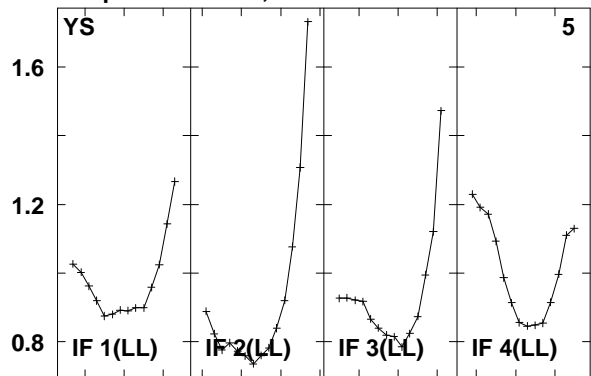
J2253+19 N10X1.UVDATA.1

Freq = 8.3675 GHz, Bw = 16.000 MH No calibration applied and no bandpass applied



Lower frame: Real Jy
Total-power spectrum Antenna: *
Timerange: 00/09:14:01 to 00/09:15:59

Plot file version 2 created 10-JUN-2010 11:01:18
J2253+19 N10X1.UVDATA.1
Freq = 8.3675 GHz, Bw = 16.000 MH No calibration applied and no bandpass applied

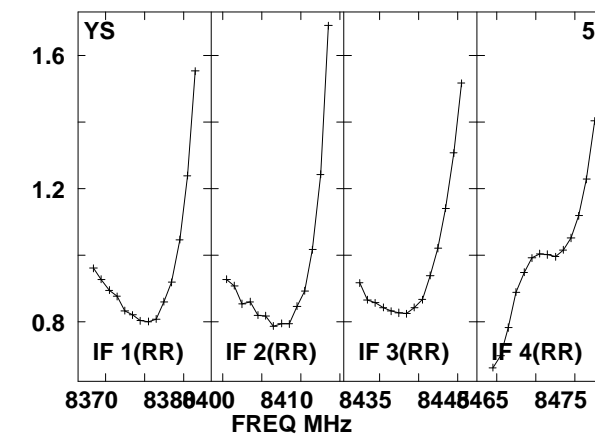
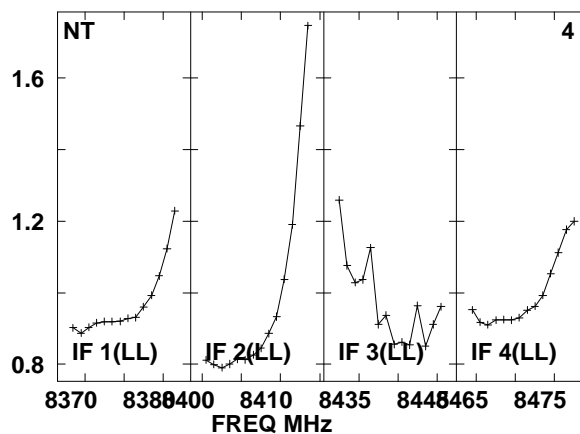
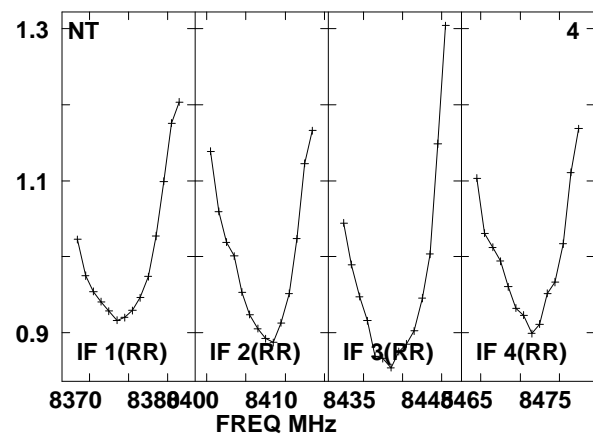
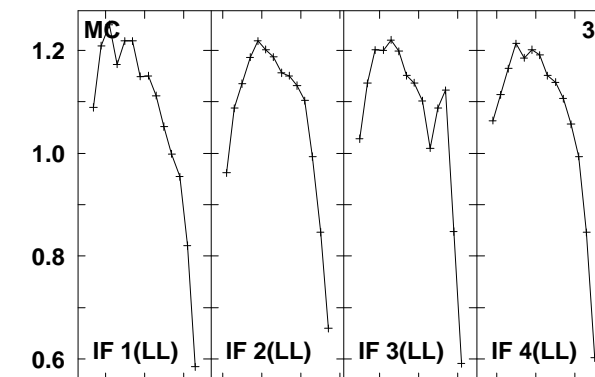
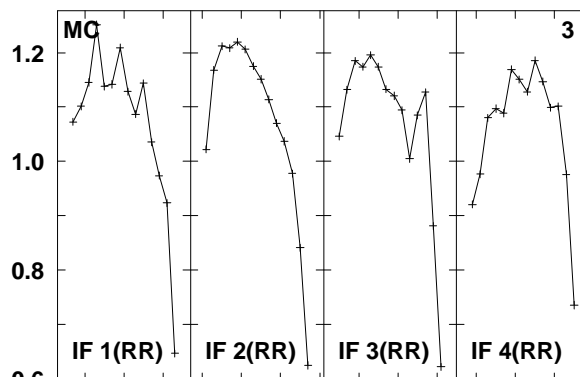
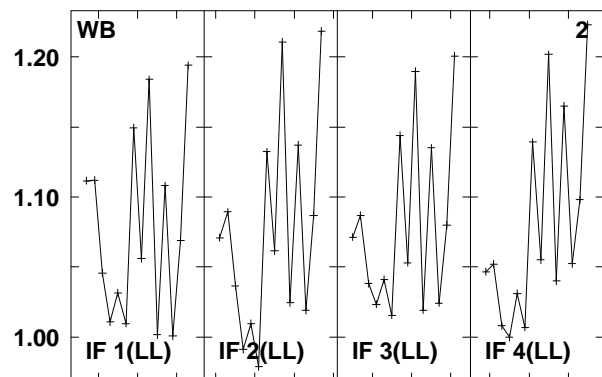
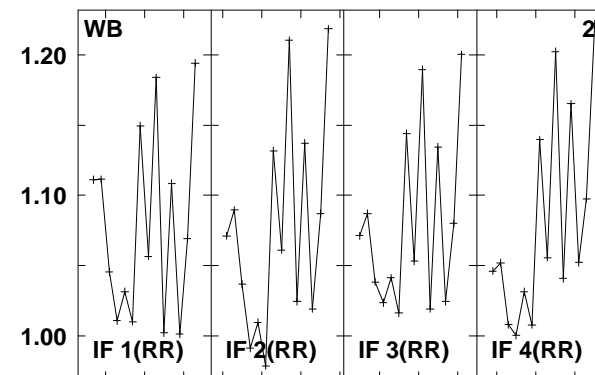
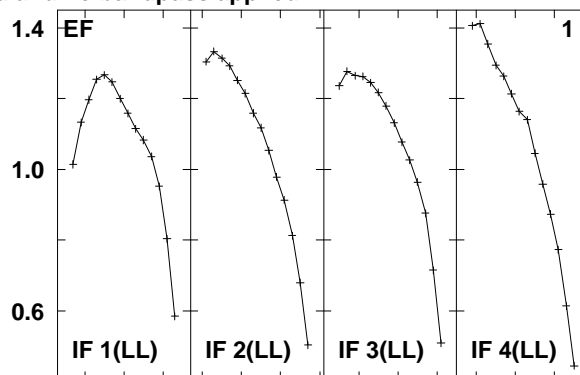
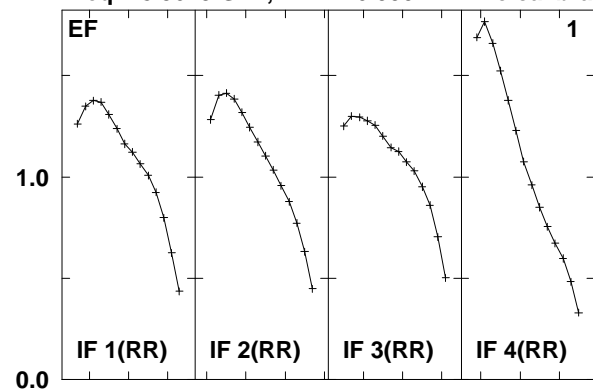


Lower frame: Real Jy
Total-power spectrum Antenna: *
Timerange: 00/09:14:01 to 00/09:15:59

Plot file version 3 created 10-JUN-2010 11:01:18

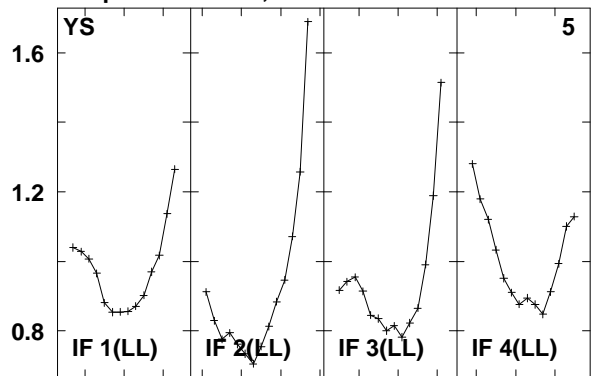
J2249+21 N10X1.UVDATA.1

Freq = 8.3675 GHz, Bw = 16.000 MH No calibration applied and no bandpass applied



Lower frame: Real Jy
Total-power spectrum Antenna: *
Timerange: 00/09:16:21 to 00/09:19:19

Plot file version 4 created 10-JUN-2010 11:01:18
J2249+21 N10X1.UVDATA.1
Freq = 8.3675 GHz, Bw = 16.000 MH No calibration applied and no bandpass applied

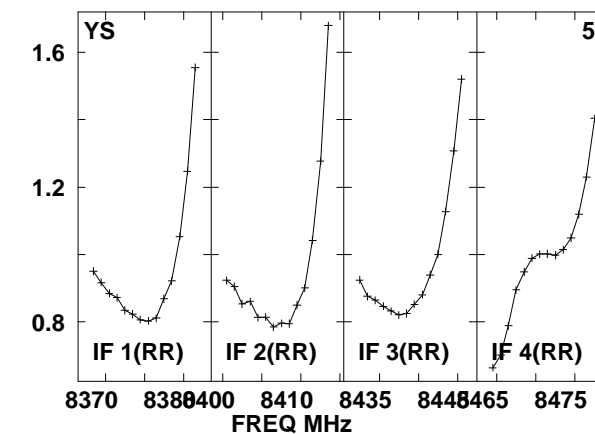
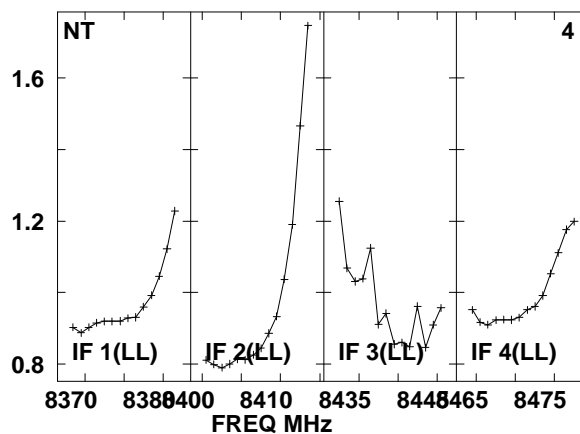
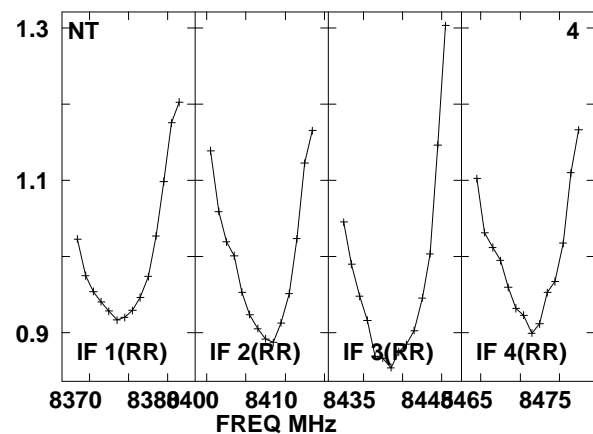
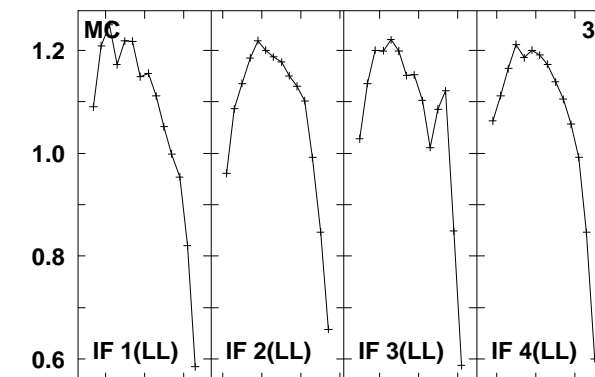
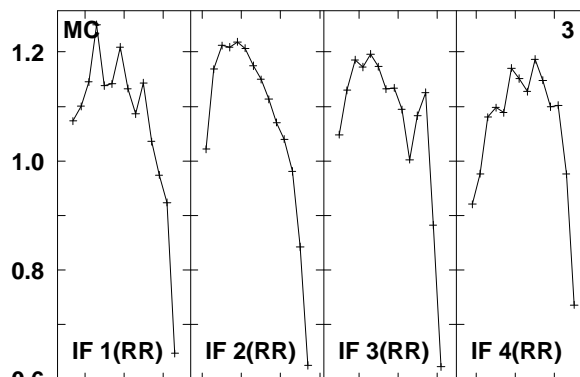
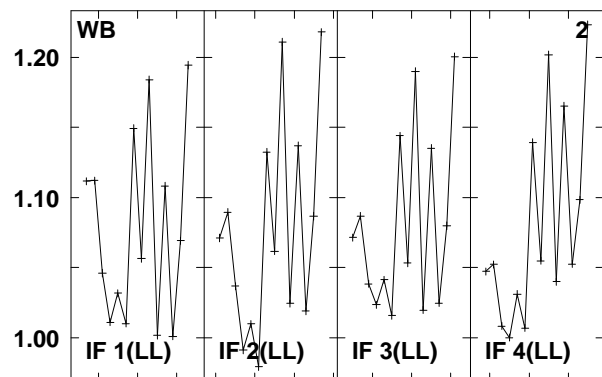
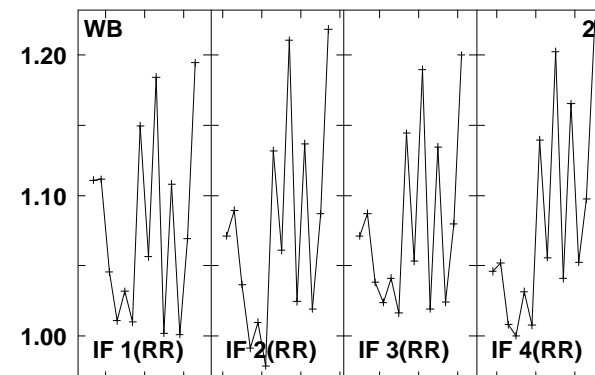
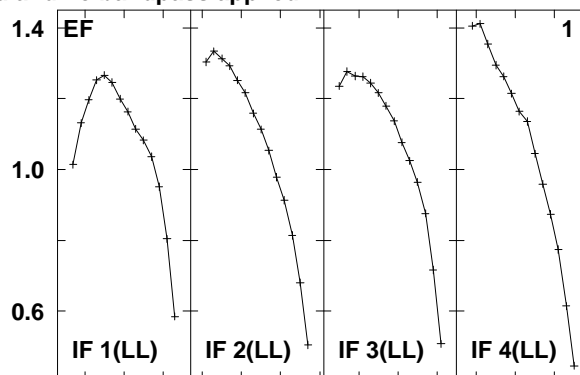
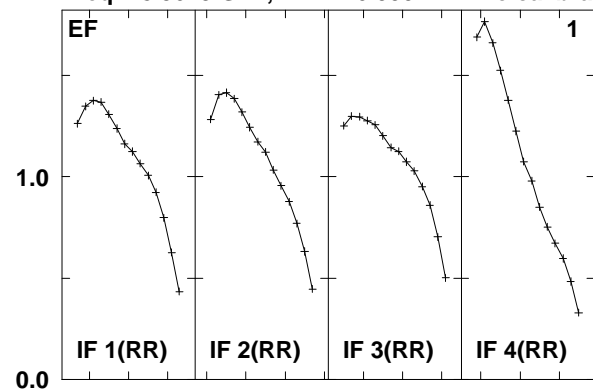


Lower frame: Real Jy
Total-power spectrum Antenna: *
Timerange: 00/09:16:21 to 00/09:19:19

Plot file version 5 created 10-JUN-2010 11:01:18

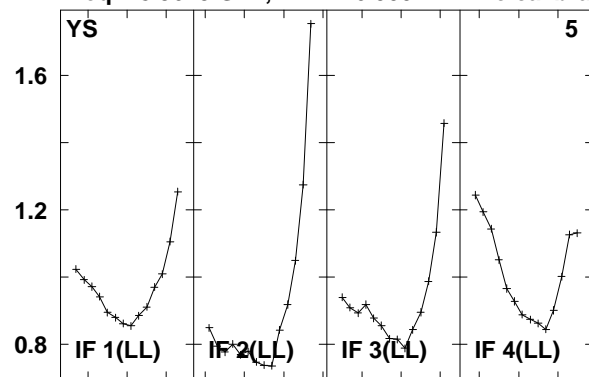
J2253+19 N10X1.UVDATA.1

Freq = 8.3675 GHz, Bw = 16.000 MH No calibration applied and no bandpass applied



Lower frame: Real Jy
Total-power spectrum Antenna: *
Timerange: 00/09:19:51 to 00/09:21:49

Plot file version 6 created 10-JUN-2010 11:01:18
J2253+19 N10X1.UVDATA.1
Freq = 8.3675 GHz, Bw = 16.000 MH No calibration applied and no bandpass applied

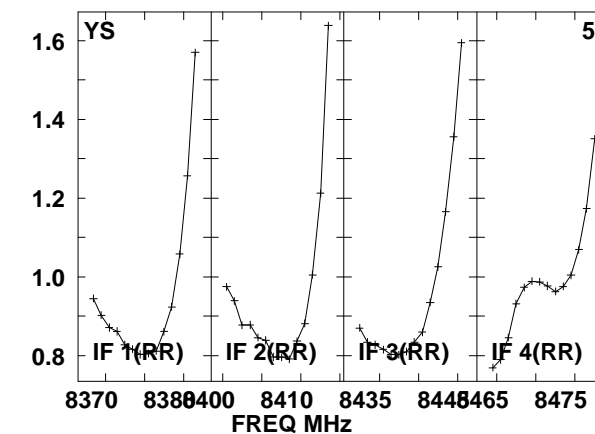
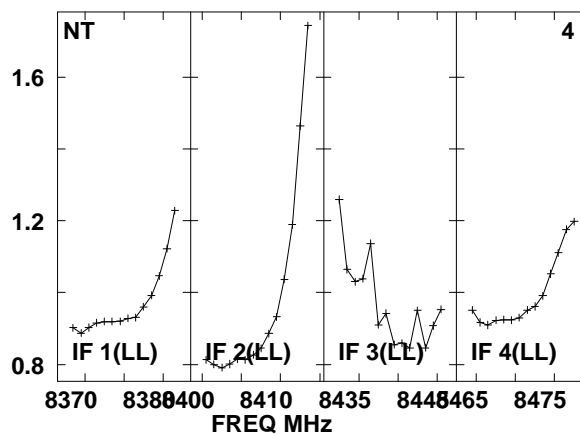
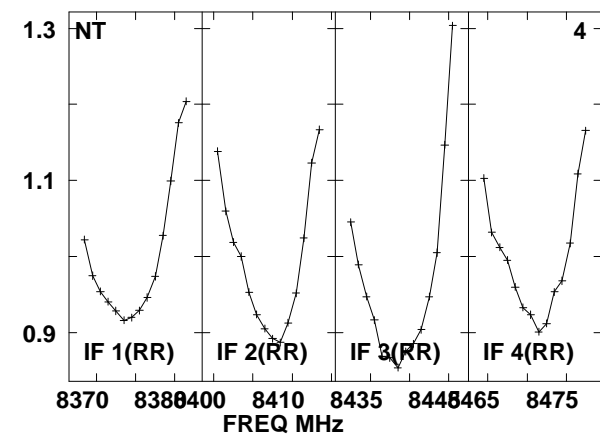
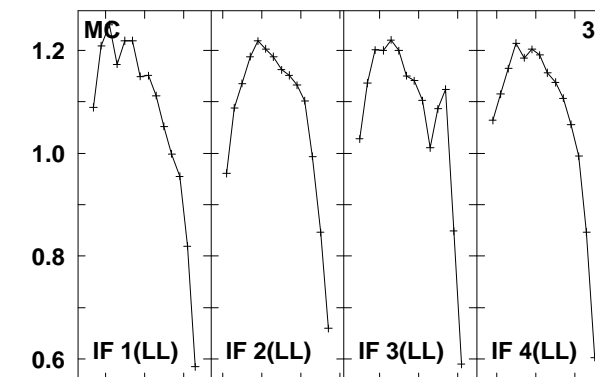
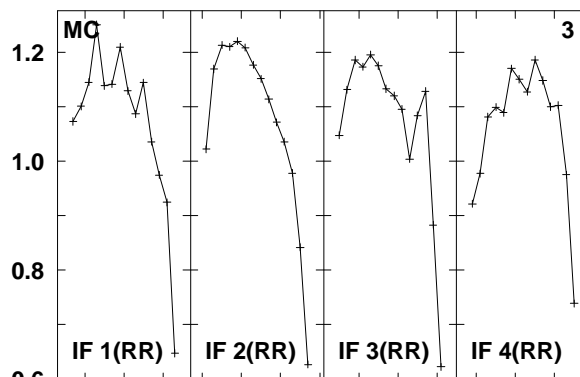
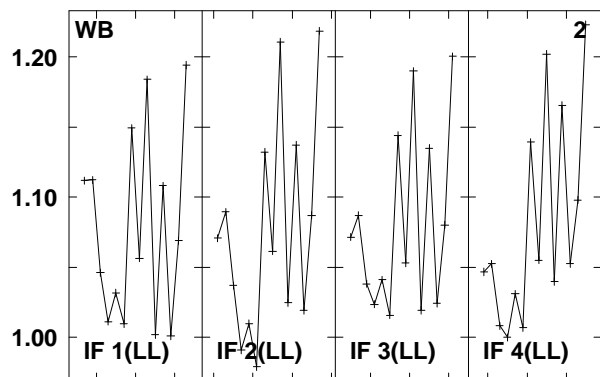
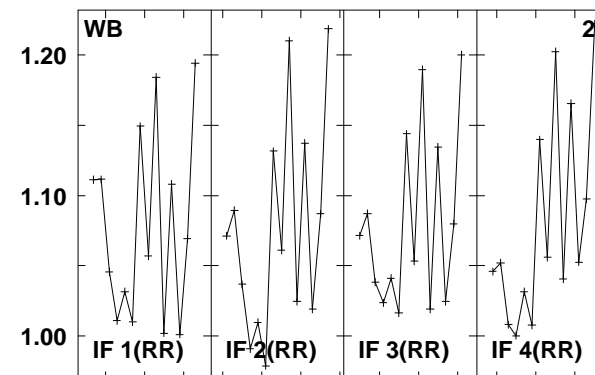
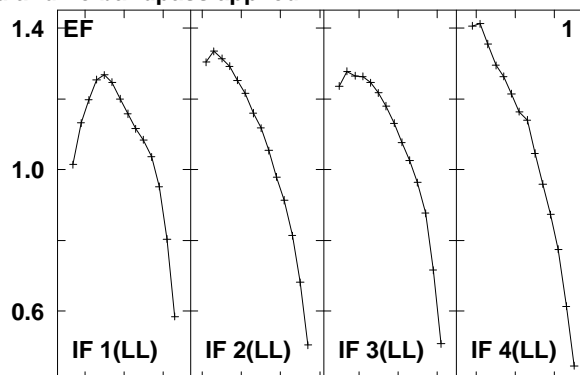
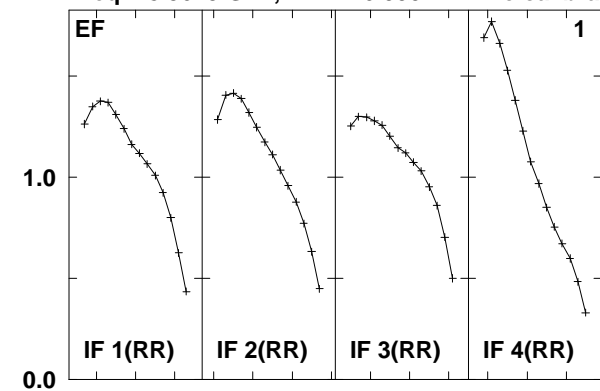


Lower frame: Real Jy
Total-power spectrum Antenna: *
Timerange: 00/09:19:51 to 00/09:21:49

Plot file version 7 created 10-JUN-2010 11:01:18

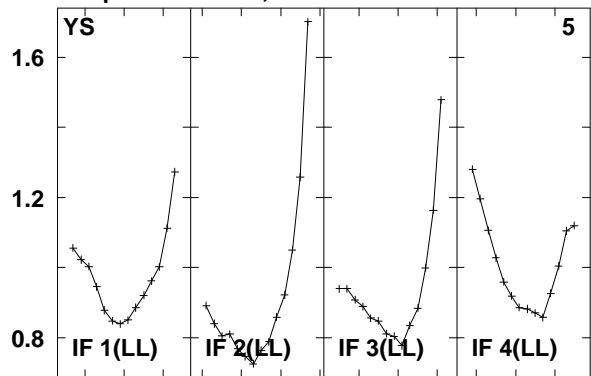
J2249+21 N10X1.UVDATA.1

Freq = 8.3675 GHz, Bw = 16.000 MH No calibration applied and no bandpass applied



Lower frame: Real Jy
Total-power spectrum Antenna: *
Timerange: 00/09:22:11 to 00/09:25:09

Plot file version 8 created 10-JUN-2010 11:01:18
J2249+21 N10X1.UVDATA.1
Freq = 8.3675 GHz, Bw = 16.000 MH No calibration applied and no bandpass applied

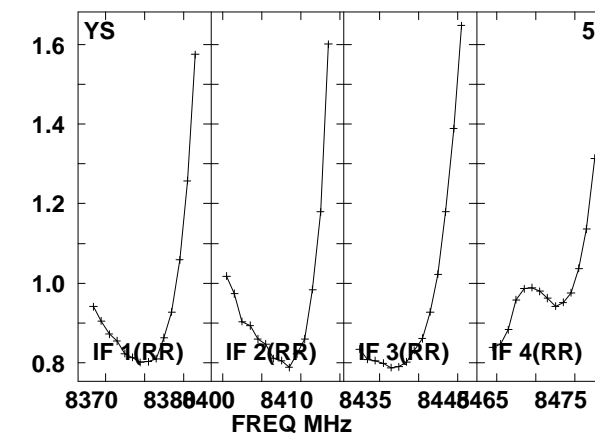
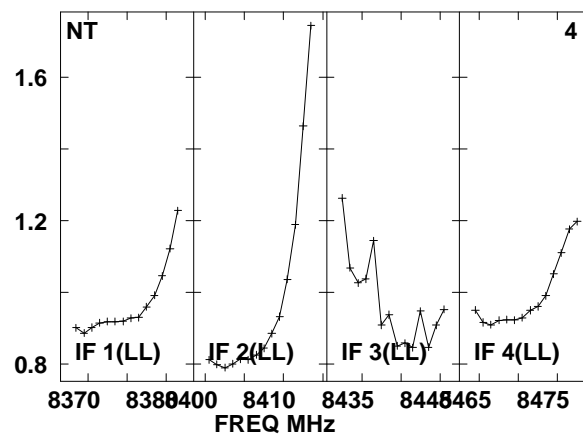
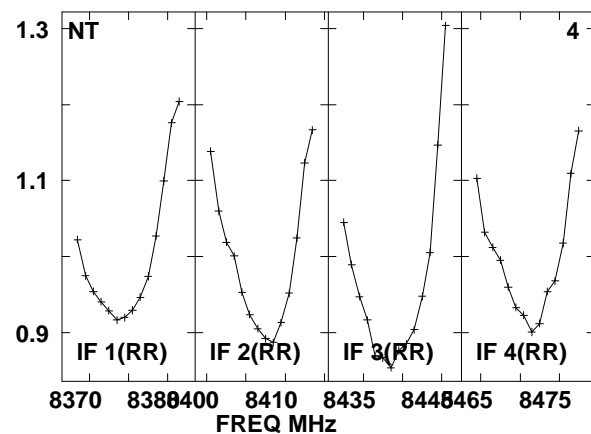
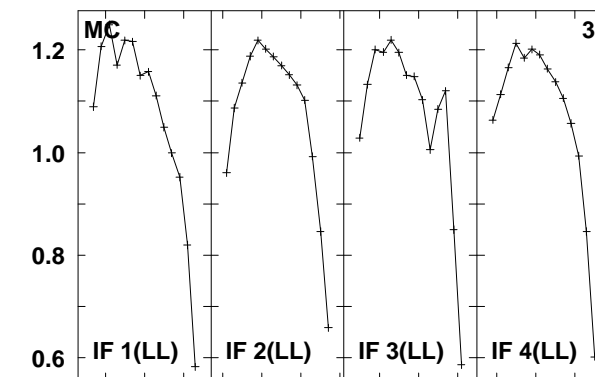
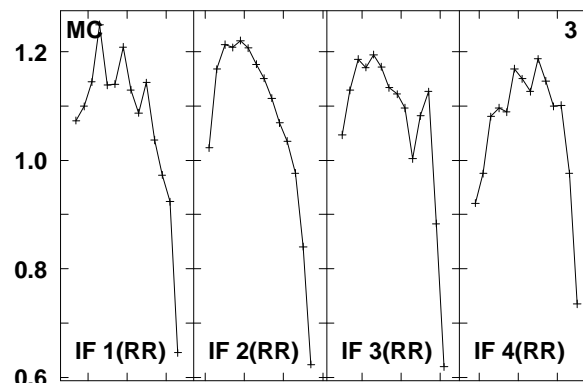
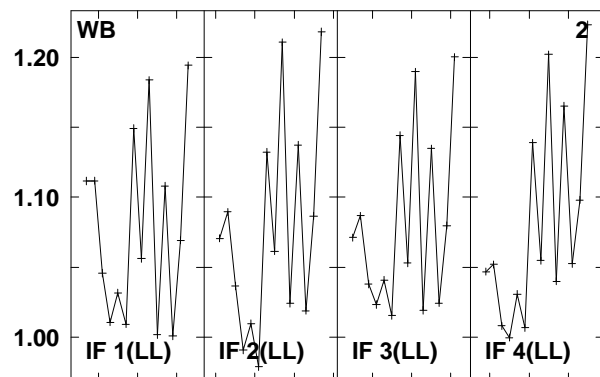
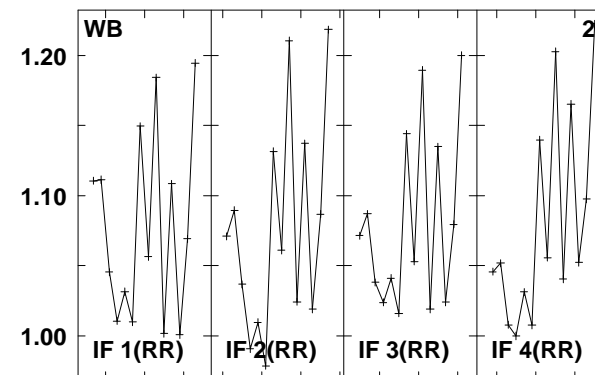
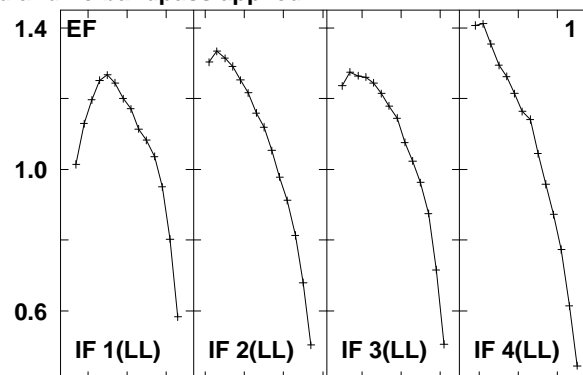
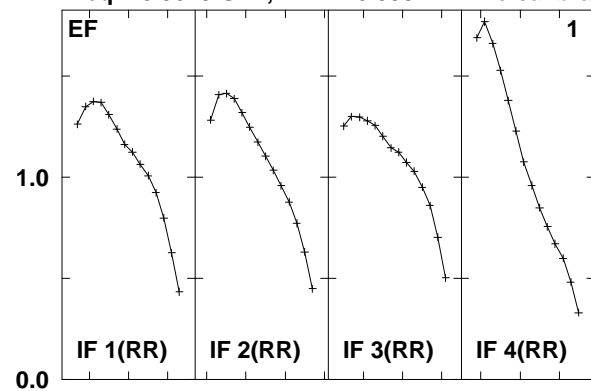


Lower frame: Real Jy
Total-power spectrum Antenna: *
Timerange: 00/09:22:11 to 00/09:25:09

Plot file version 9 created 10-JUN-2010 11:01:18

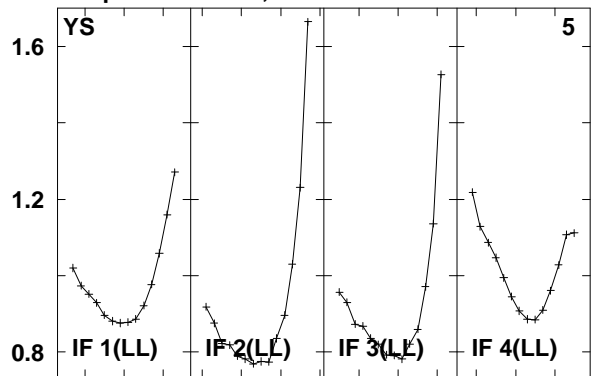
J2253+19 N10X1.UVDATA.1

Freq = 8.3675 GHz, Bw = 16.000 MH No calibration applied and no bandpass applied



Lower frame: Real Jy
Total-power spectrum Antenna: *
Timerange: 00/09:25:31 to 00/09:27:29

Plot file version 10 created 10-JUN-2010 11:01:18
J2253+19 N10X1.UVDATA.1
Freq = 8.3675 GHz, Bw = 16.000 MH No calibration applied and no bandpass applied

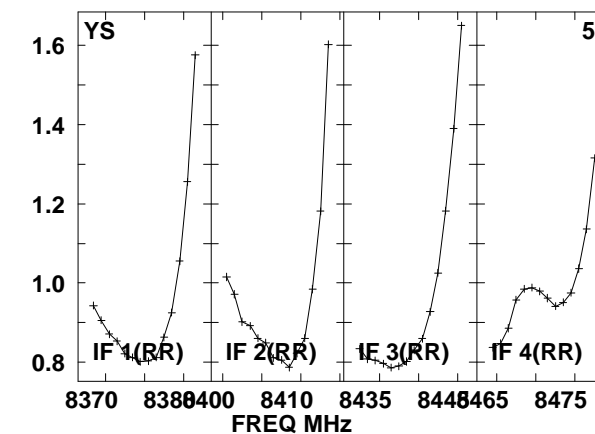
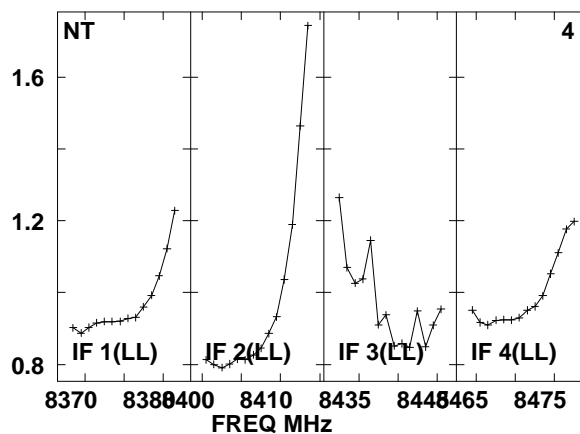
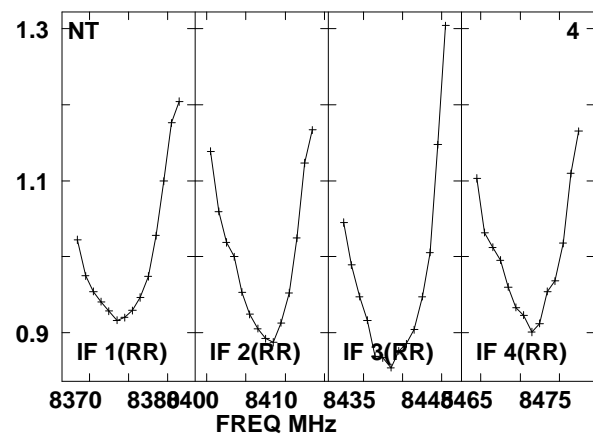
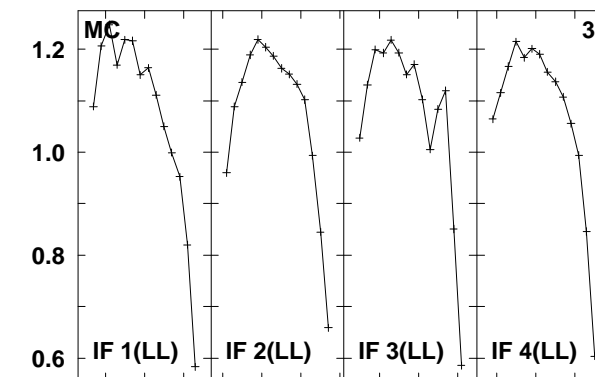
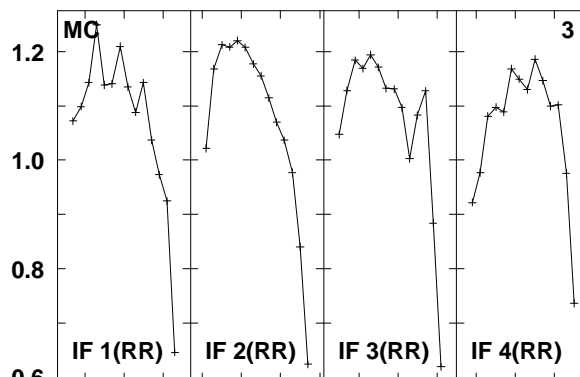
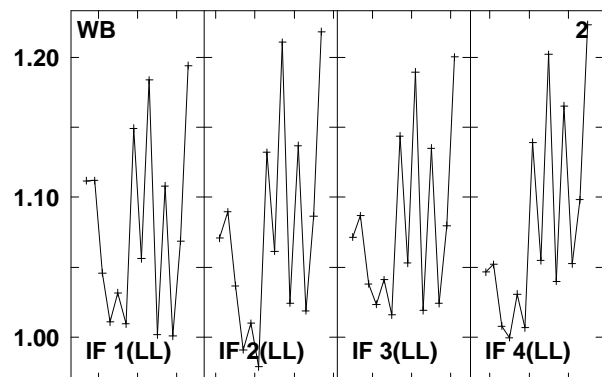
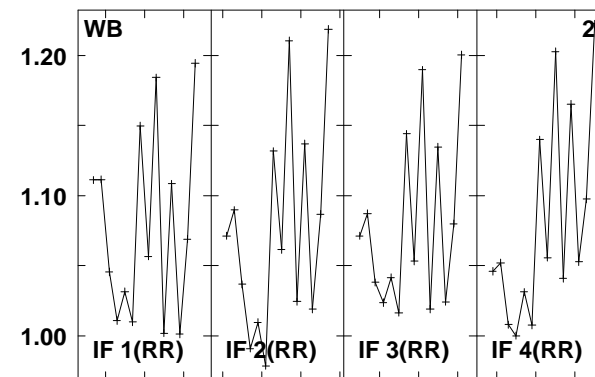
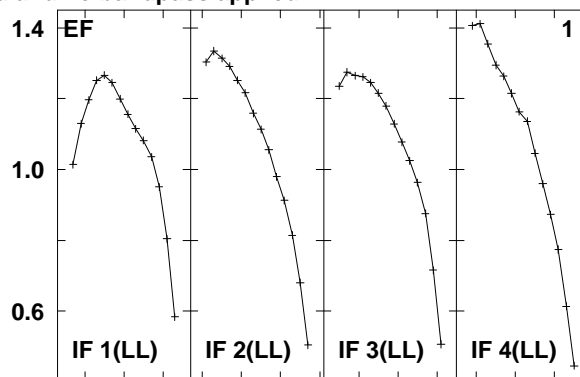
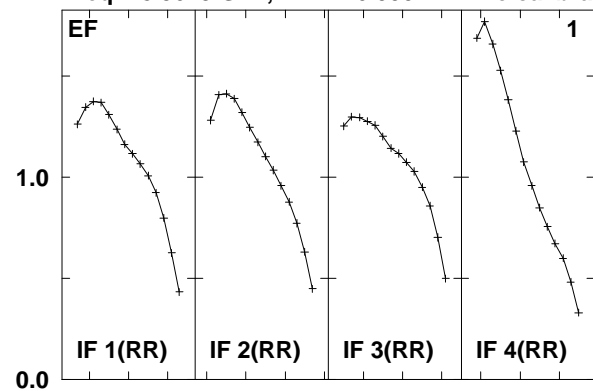


Lower frame: Real Jy
Total-power spectrum Antenna: *
Timerange: 00/09:25:31 to 00/09:27:29

Plot file version 11 created 10-JUN-2010 11:01:18

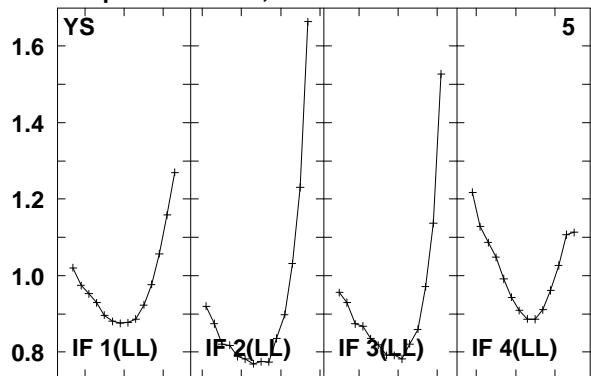
J2249+21 N10X1.UVDATA.1

Freq = 8.3675 GHz, Bw = 16.000 MH No calibration applied and no bandpass applied



Lower frame: Real Jy
Total-power spectrum Antenna: *
Timerange: 00/09:27:51 to 00/09:30:49

Plot file version 12 created 10-JUN-2010 11:01:18
J2249+21 N10X1.UVDATA.1
Freq = 8.3675 GHz, Bw = 16.000 MH No calibration applied and no bandpass applied

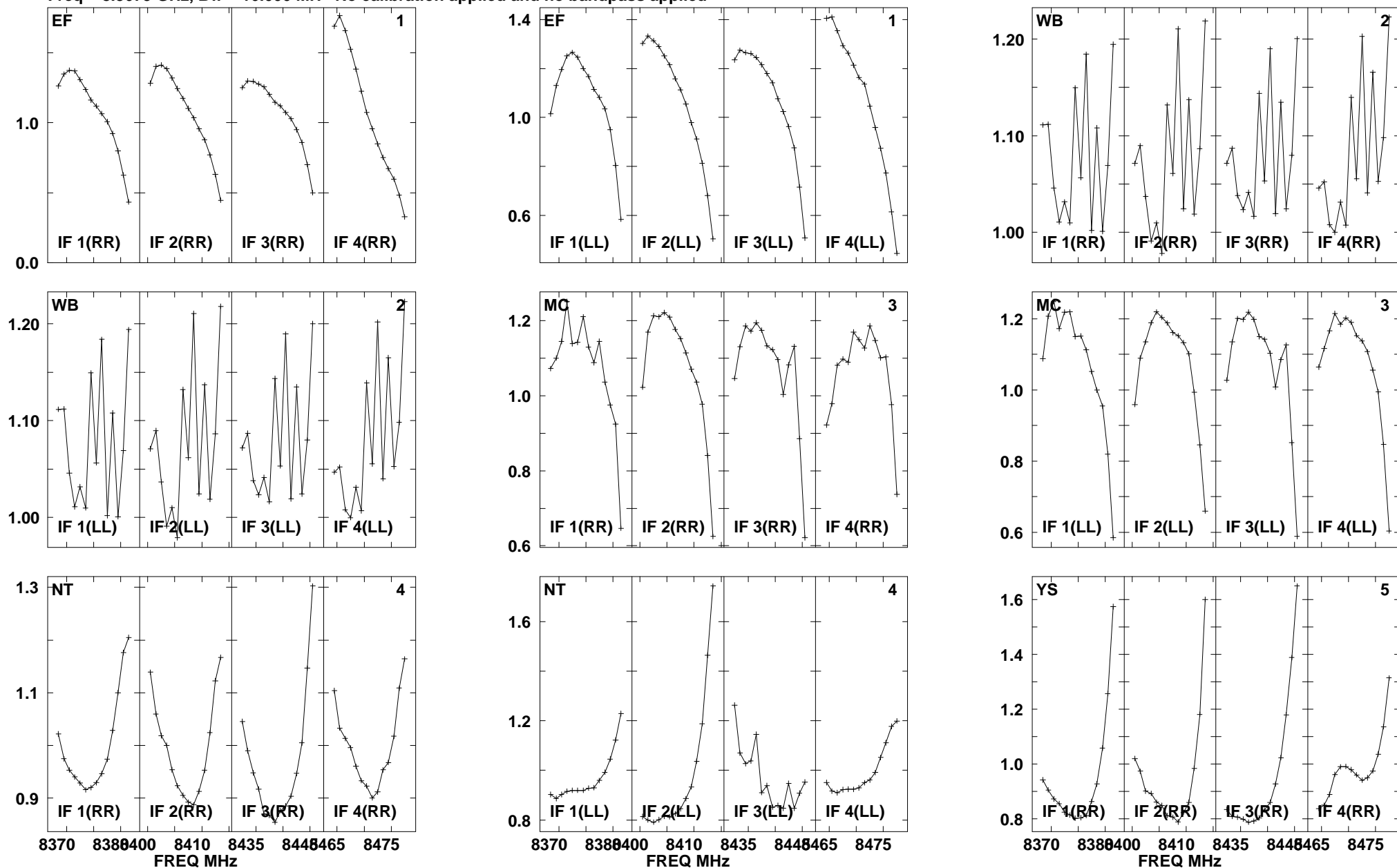


Lower frame: Real Jy
Total-power spectrum Antenna: *
Timerange: 00/09:27:51 to 00/09:30:49

Plot file version 13 created 10-JUN-2010 11:01:18

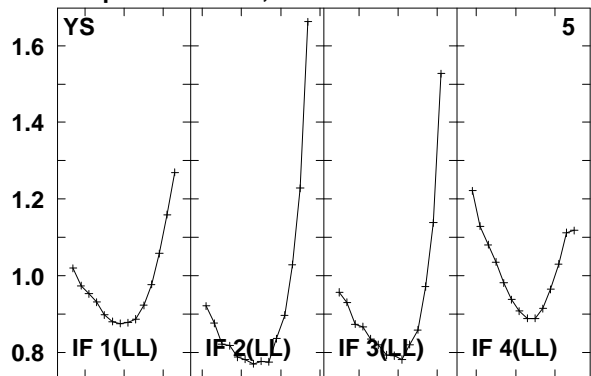
J2253+19 N10X1.UVDATA.1

Freq = 8.3675 GHz, Bw = 16.000 MH No calibration applied and no bandpass applied



Lower frame: Real Jy
Total-power spectrum Antenna: *
Timerange: 00/09:31:21 to 00/09:33:19

Plot file version 14 created 10-JUN-2010 11:01:18
J2253+19 N10X1.UVDATA.1
Freq = 8.3675 GHz, Bw = 16.000 MH No calibration applied and no bandpass applied

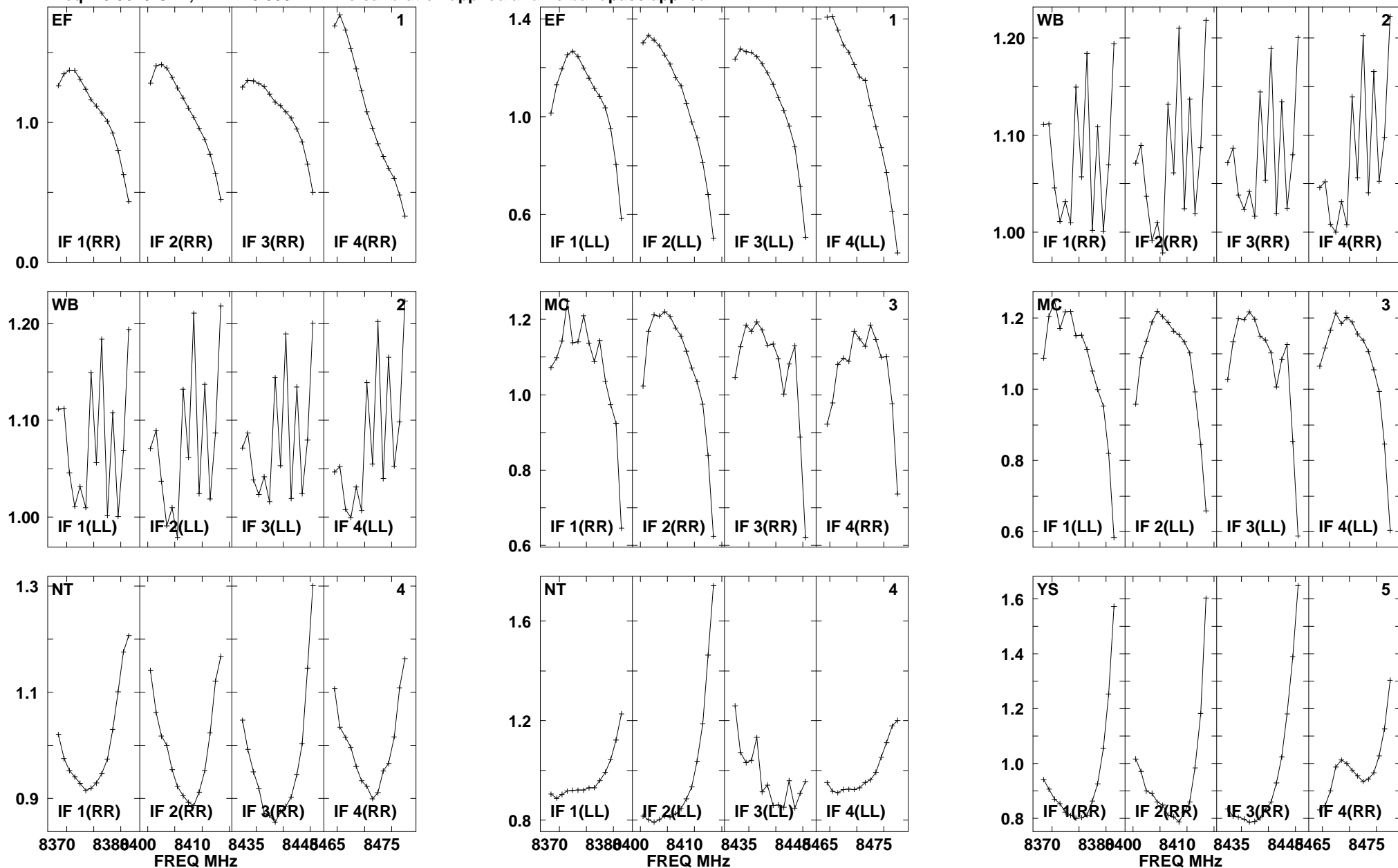


Lower frame: Real Jy
Total-power spectrum Antenna: *
Timerange: 00/09:31:21 to 00/09:33:19

Plot file version 15 created 10-JUN-2010 11:01:18

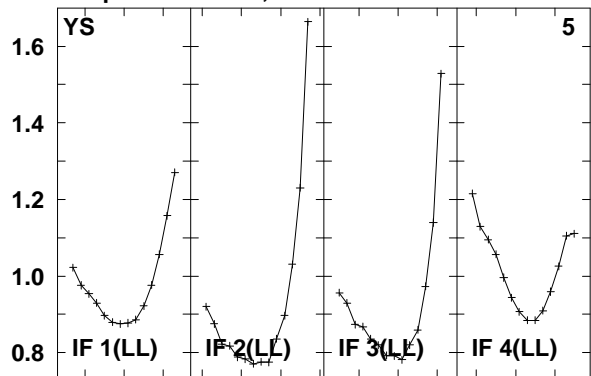
J2249+21 N10X1.UVDATA.1

Freq = 8.3675 GHz, Bw = 16.000 MH No calibration applied and no bandpass applied



Lower frame: Real Jy
Total-power spectrum Antenna: *
Timerange: 00/09:33:41 to 00/09:36:39

Plot file version 16 created 10-JUN-2010 11:01:19
J2249+21 N10X1.UVDATA.1
Freq = 8.3675 GHz, Bw = 16.000 MH No calibration applied and no bandpass applied

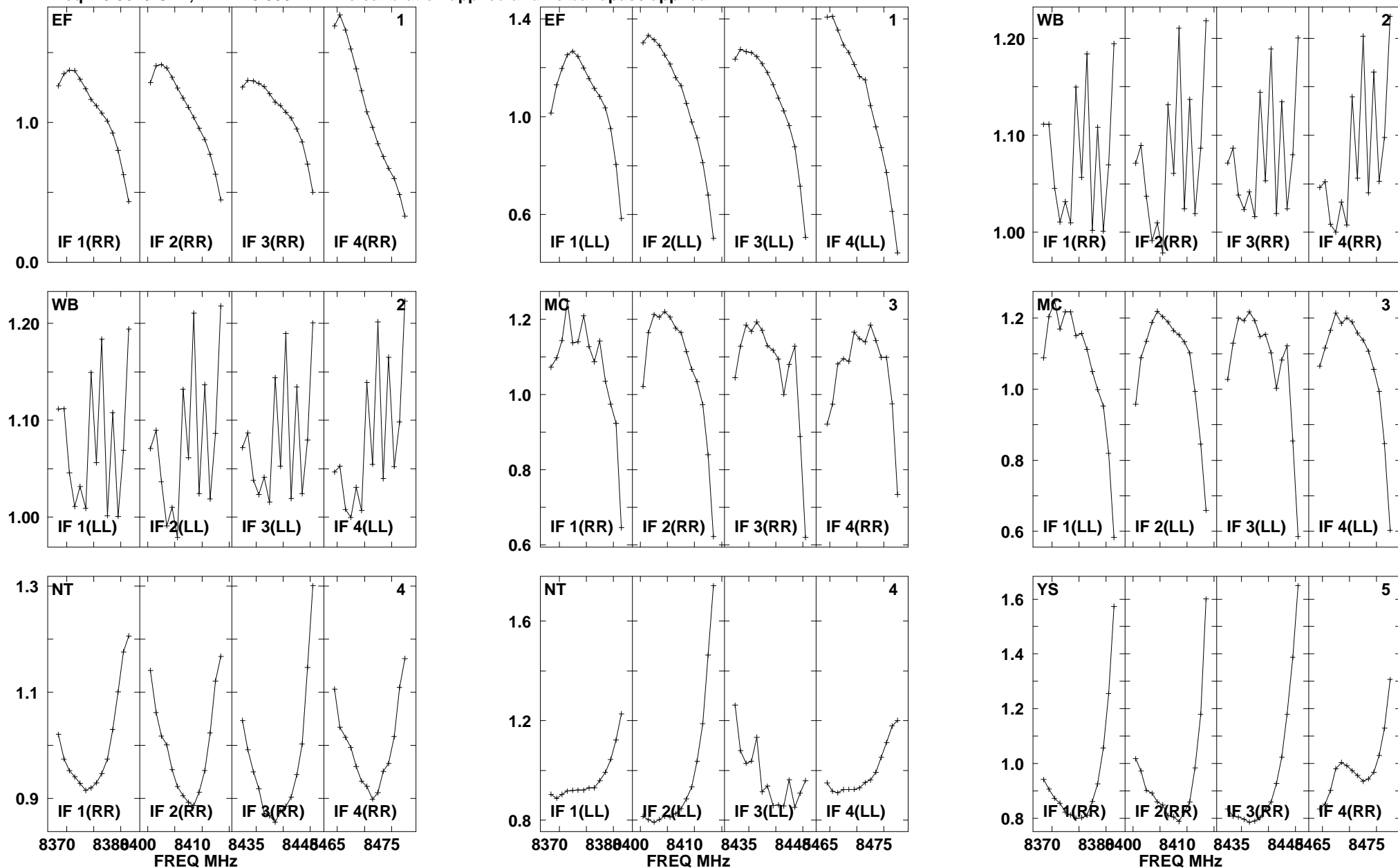


Lower frame: Real Jy
Total-power spectrum Antenna: *
Timerange: 00/09:33:41 to 00/09:36:39

Plot file version 17 created 10-JUN-2010 11:01:19

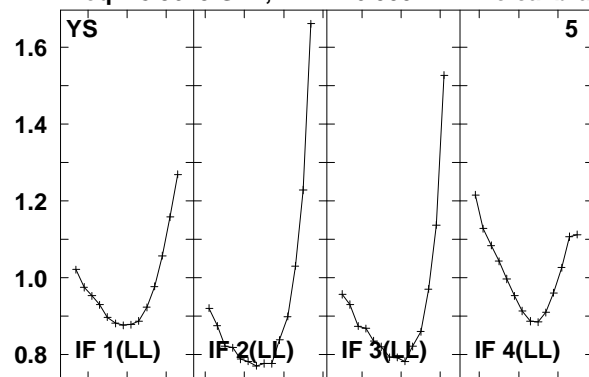
J2253+19 N10X1.UVDATA.1

Freq = 8.3675 GHz, Bw = 16.000 MH No calibration applied and no bandpass applied



Lower frame: Real Jy
Total-power spectrum Antenna: *
Timerange: 00/09:37:01 to 00/09:38:59

Plot file version 18 created 10-JUN-2010 11:01:19
J2253+19 N10X1.UVDATA.1
Freq = 8.3675 GHz, Bw = 16.000 MH No calibration applied and no bandpass applied

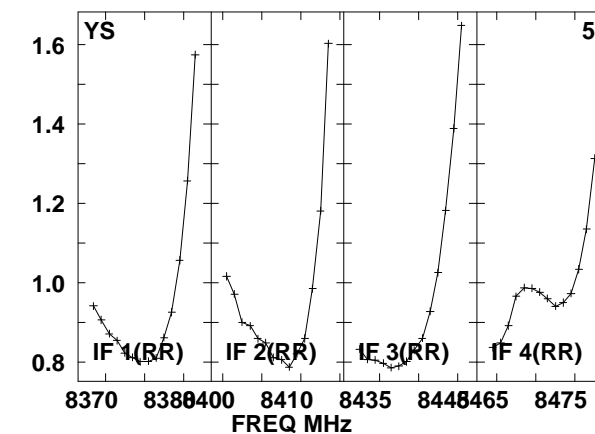
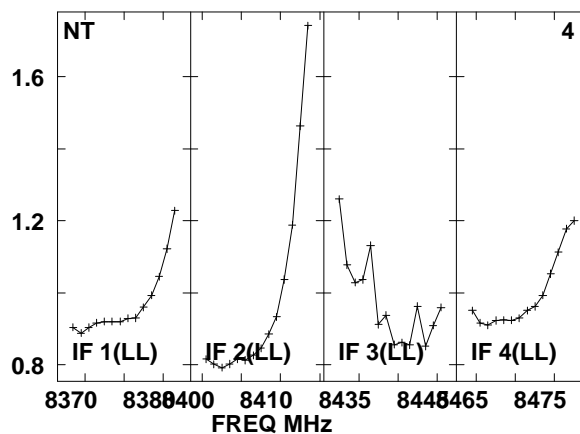
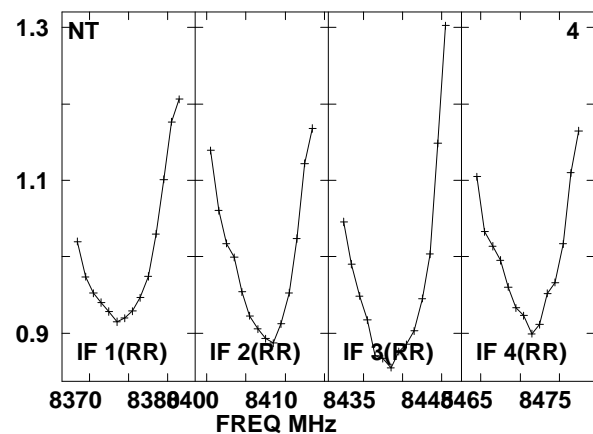
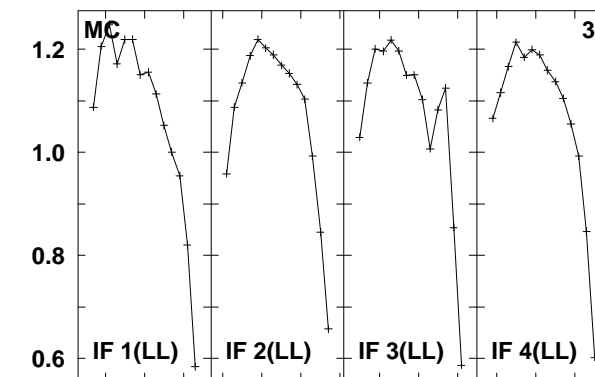
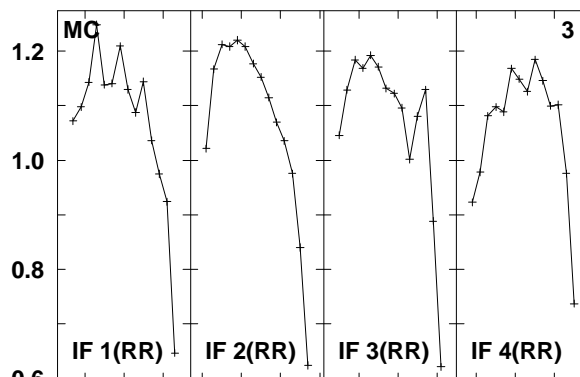
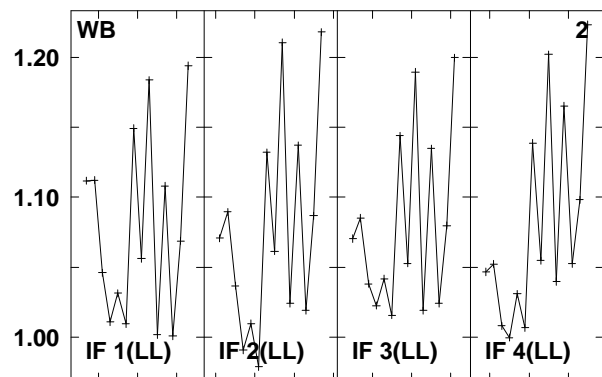
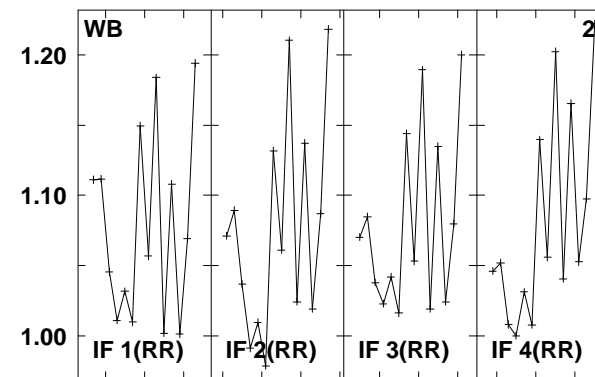
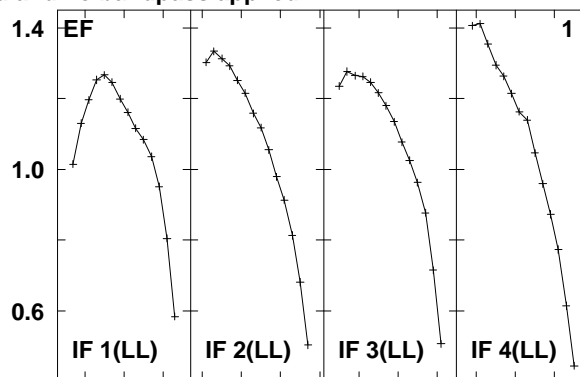
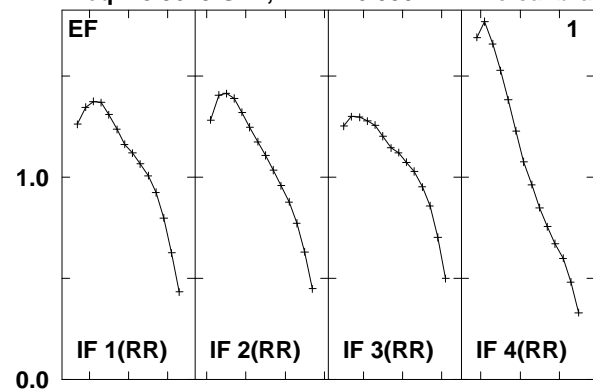


Lower frame: Real Jy
Total-power spectrum Antenna: *
Timerange: 00/09:37:01 to 00/09:38:59

Plot file version 19 created 10-JUN-2010 11:01:19

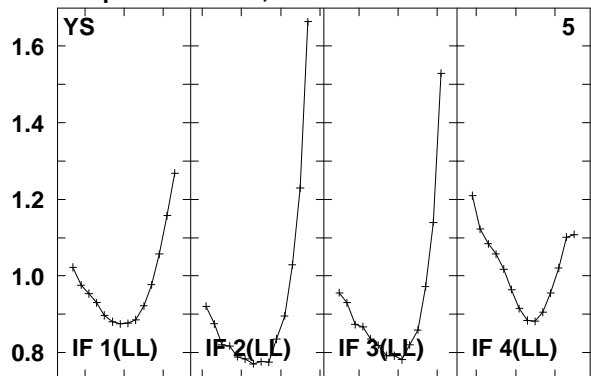
J2249+21 N10X1.UVDATA.1

Freq = 8.3675 GHz, Bw = 16.000 MH No calibration applied and no bandpass applied



Lower frame: Real Jy
Total-power spectrum Antenna: *
Timerange: 00/09:39:21 to 00/09:42:19

Plot file version 20 created 10-JUN-2010 11:01:19
J2249+21 N10X1.UVDATA.1
Freq = 8.3675 GHz, Bw = 16.000 MH No calibration applied and no bandpass applied

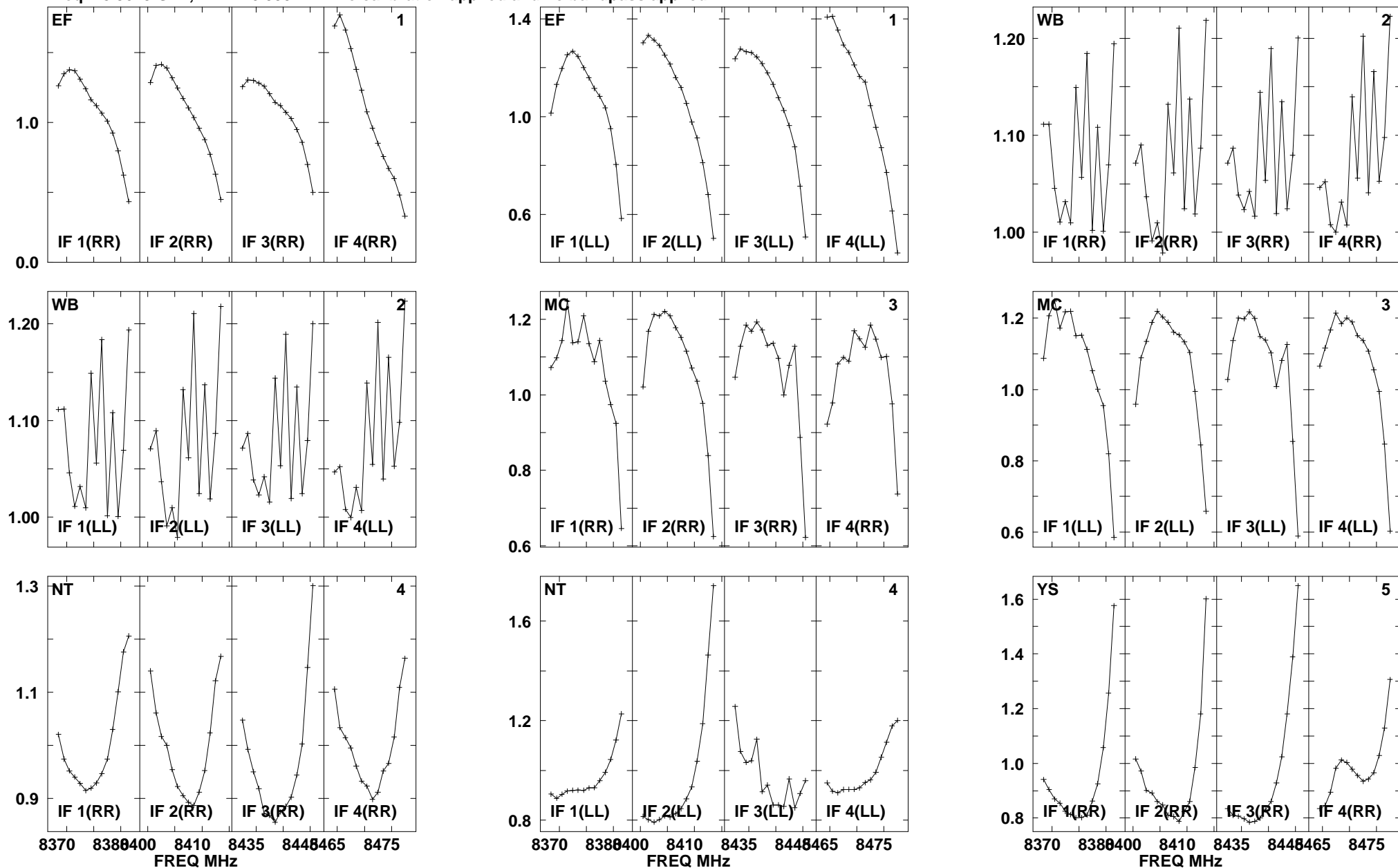


Lower frame: Real Jy
Total-power spectrum Antenna: *
Timerange: 00/09:39:21 to 00/09:42:19

Plot file version 21 created 10-JUN-2010 11:01:19

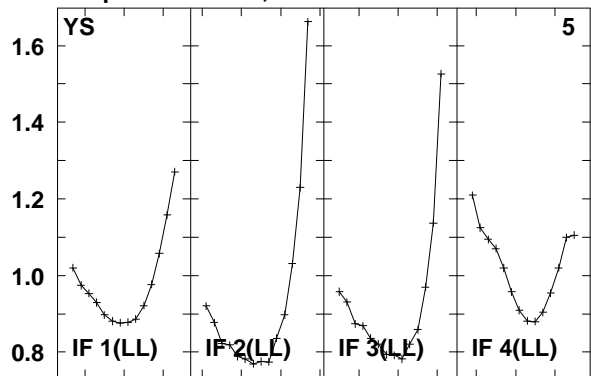
J2253+19 N10X1.UVDATA.1

Freq = 8.3675 GHz, Bw = 16.000 MH No calibration applied and no bandpass applied



Lower frame: Real Jy
Total-power spectrum Antenna: *
Timerange: 00/09:42:51 to 00/09:44:49

Plot file version 22 created 10-JUN-2010 11:01:19
J2253+19 N10X1.UVDATA.1
Freq = 8.3675 GHz, Bw = 16.000 MH No calibration applied and no bandpass applied

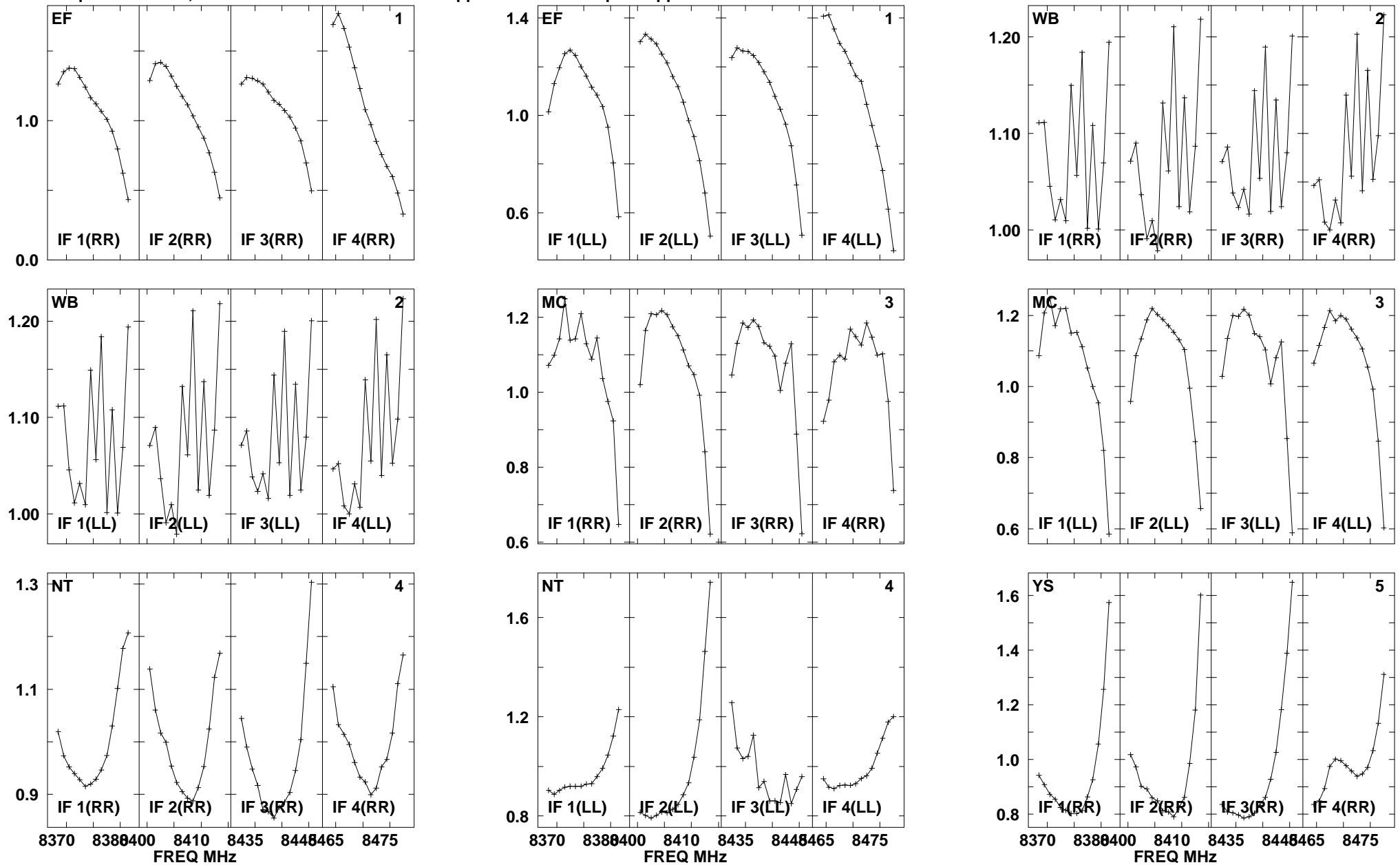


Lower frame: Real Jy
Total-power spectrum Antenna: *
Timerange: 00/09:42:51 to 00/09:44:49

Plot file version 23 created 10-JUN-2010 11:01:19

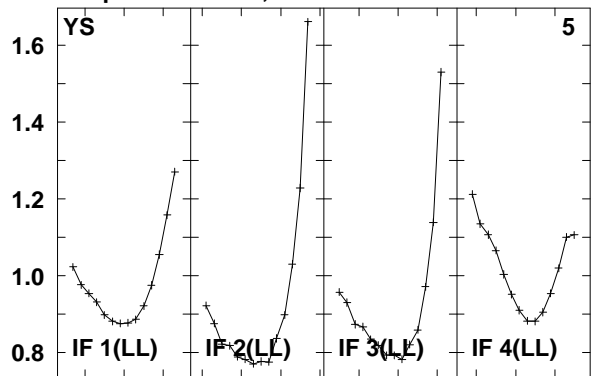
J2249+21 N10X1.UVDATA.1

Freq = 8.3675 GHz, Bw = 16.000 MH No calibration applied and no bandpass applied



Lower frame: Real Jy
Total-power spectrum Antenna: *
Timerange: 00/09:45:11 to 00/09:48:09

Plot file version 24 created 10-JUN-2010 11:01:19
J2249+21 N10X1.UVDATA.1
Freq = 8.3675 GHz, Bw = 16.000 MH No calibration applied and no bandpass applied

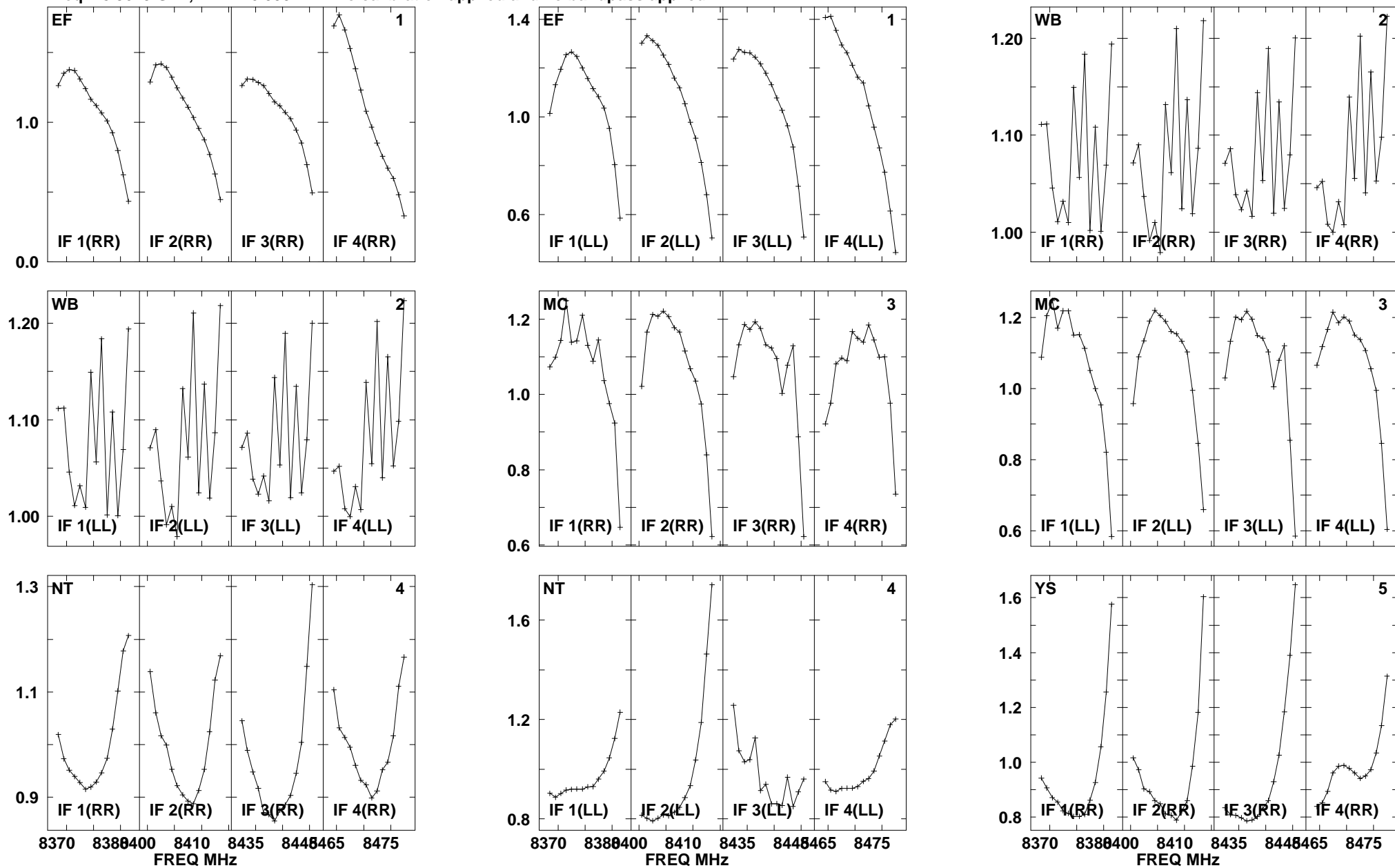


Lower frame: Real Jy
Total-power spectrum Antenna: *
Timerange: 00/09:45:11 to 00/09:48:09

Plot file version 25 created 10-JUN-2010 11:01:19

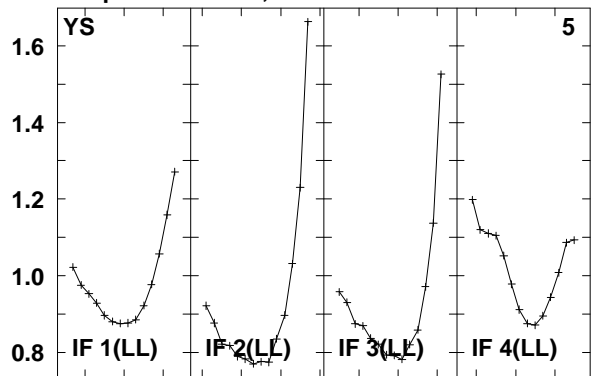
J2253+19 N10X1.UVDATA.1

Freq = 8.3675 GHz, Bw = 16.000 MH No calibration applied and no bandpass applied



Lower frame: Real Jy
Total-power spectrum Antenna: *
Timerange: 00/09:48:31 to 00/09:50:29

Plot file version 26 created 10-JUN-2010 11:01:19
J2253+19 N10X1.UVDATA.1
Freq = 8.3675 GHz, Bw = 16.000 MH No calibration applied and no bandpass applied

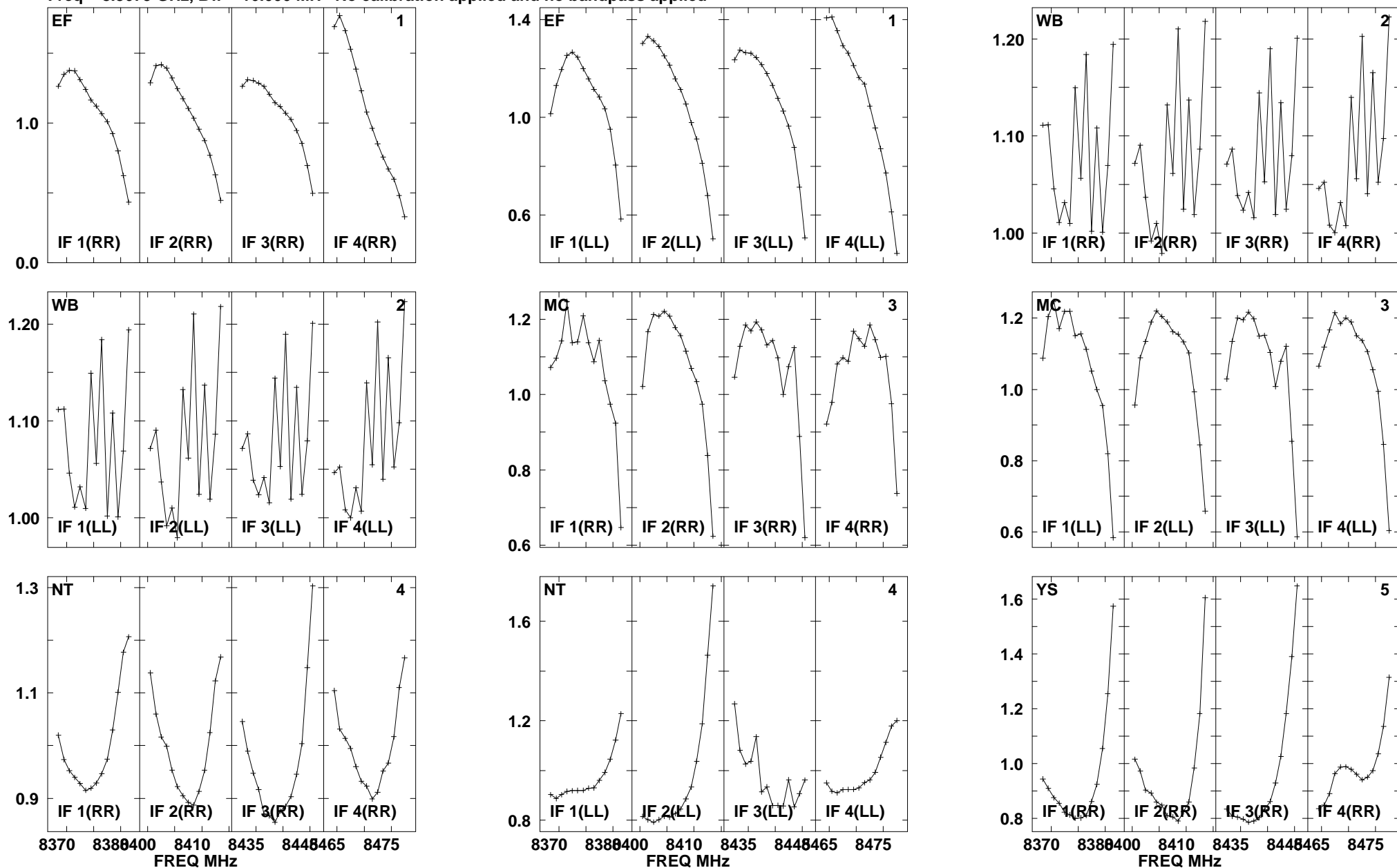


Lower frame: Real Jy
Total-power spectrum Antenna: *
Timerange: 00/09:48:31 to 00/09:50:29

Plot file version 27 created 10-JUN-2010 11:01:19

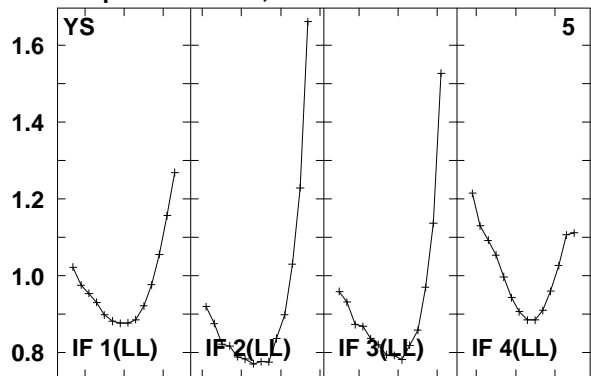
J2249+21 N10X1.UVDATA.1

Freq = 8.3675 GHz, Bw = 16.000 MH No calibration applied and no bandpass applied



Lower frame: Real Jy
Total-power spectrum Antenna: *
Timerange: 00/09:50:51 to 00/09:53:49

Plot file version 28 created 10-JUN-2010 11:01:19
J2249+21 N10X1.UVDATA.1
Freq = 8.3675 GHz, Bw = 16.000 MH No calibration applied and no bandpass applied

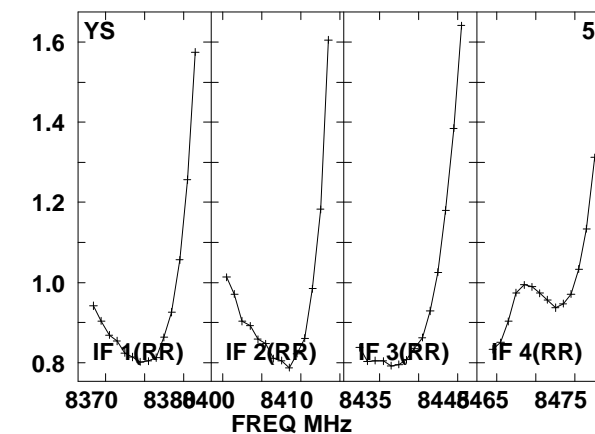
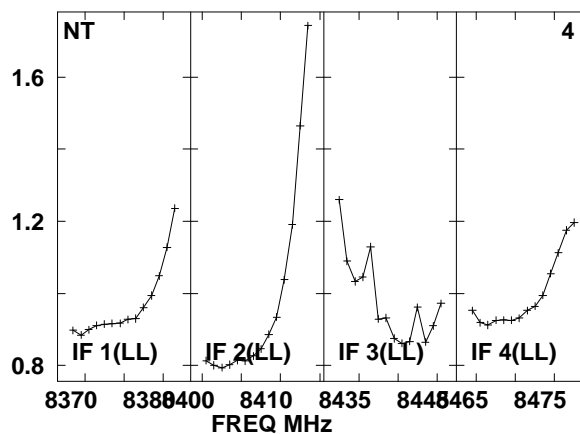
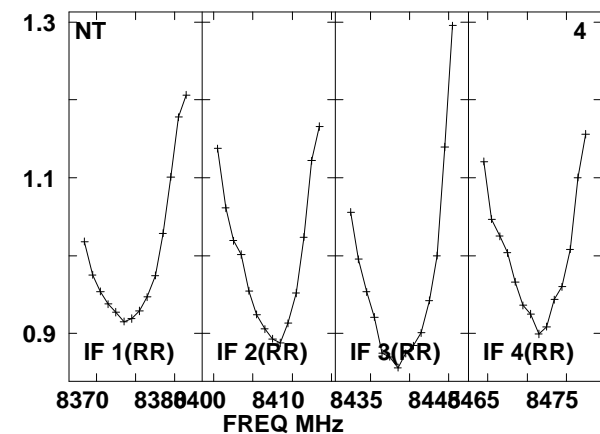
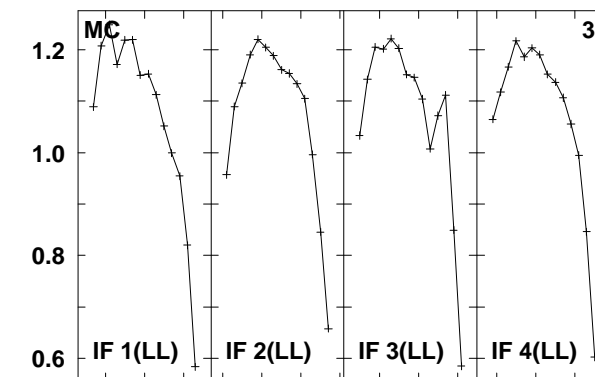
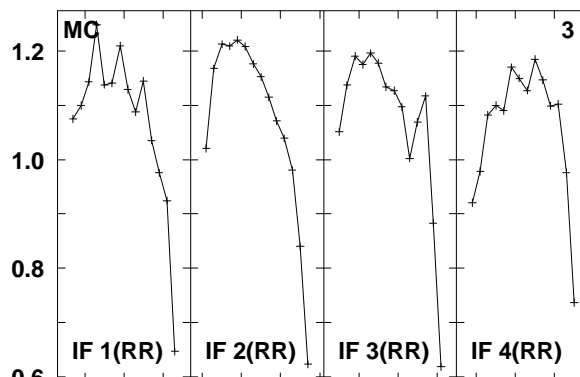
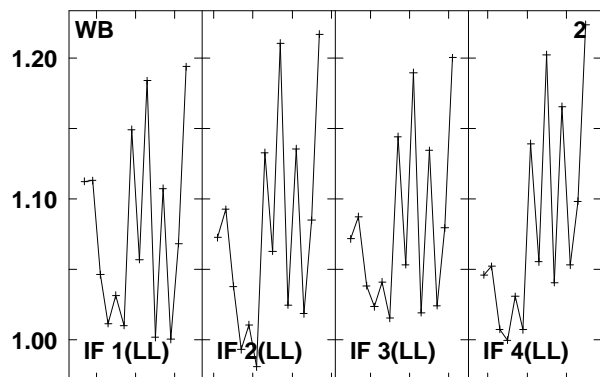
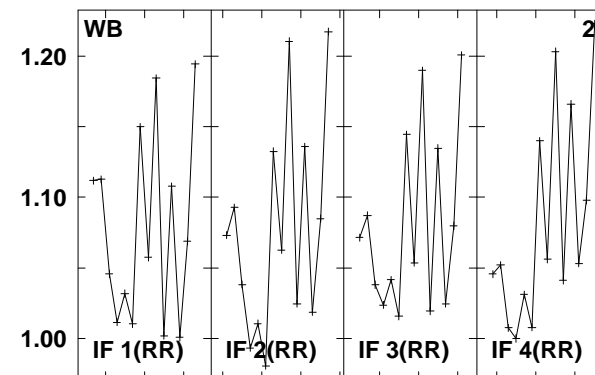
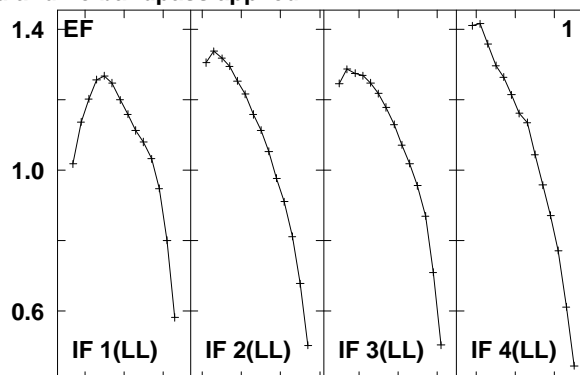
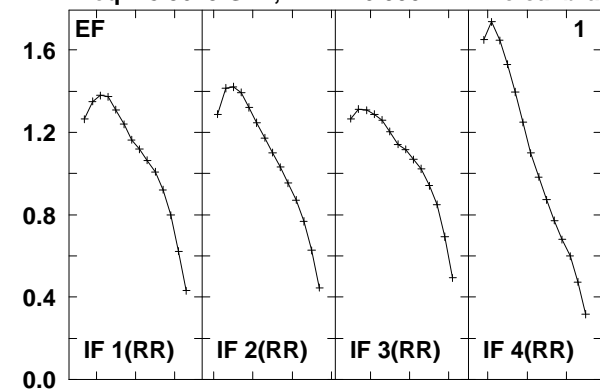


Lower frame: Real Jy
Total-power spectrum Antenna: *
Timerange: 00/09:50:51 to 00/09:53:49

Plot file version 29 created 10-JUN-2010 11:01:20

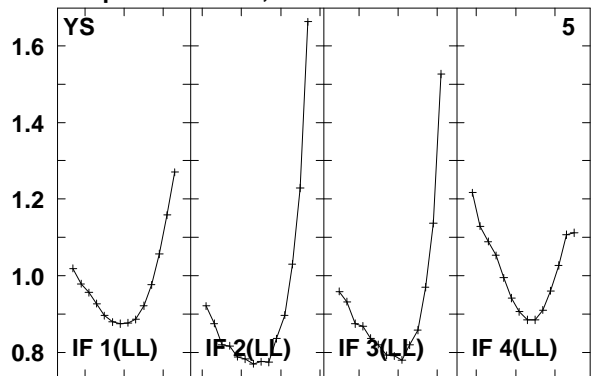
3C454.3 N10X1.UVDATA.1

Freq = 8.3675 GHz, Bw = 16.000 MH No calibration applied and no bandpass applied



Lower frame: Real Jy
Total-power spectrum Antenna: *
Timerange: 00/09:54:51 to 00/10:06:49

Plot file version 30 created 10-JUN-2010 11:01:20
3C454.3 N10X1.UVDATA.1
Freq = 8.3675 GHz, Bw = 16.000 MH No calibration applied and no bandpass applied

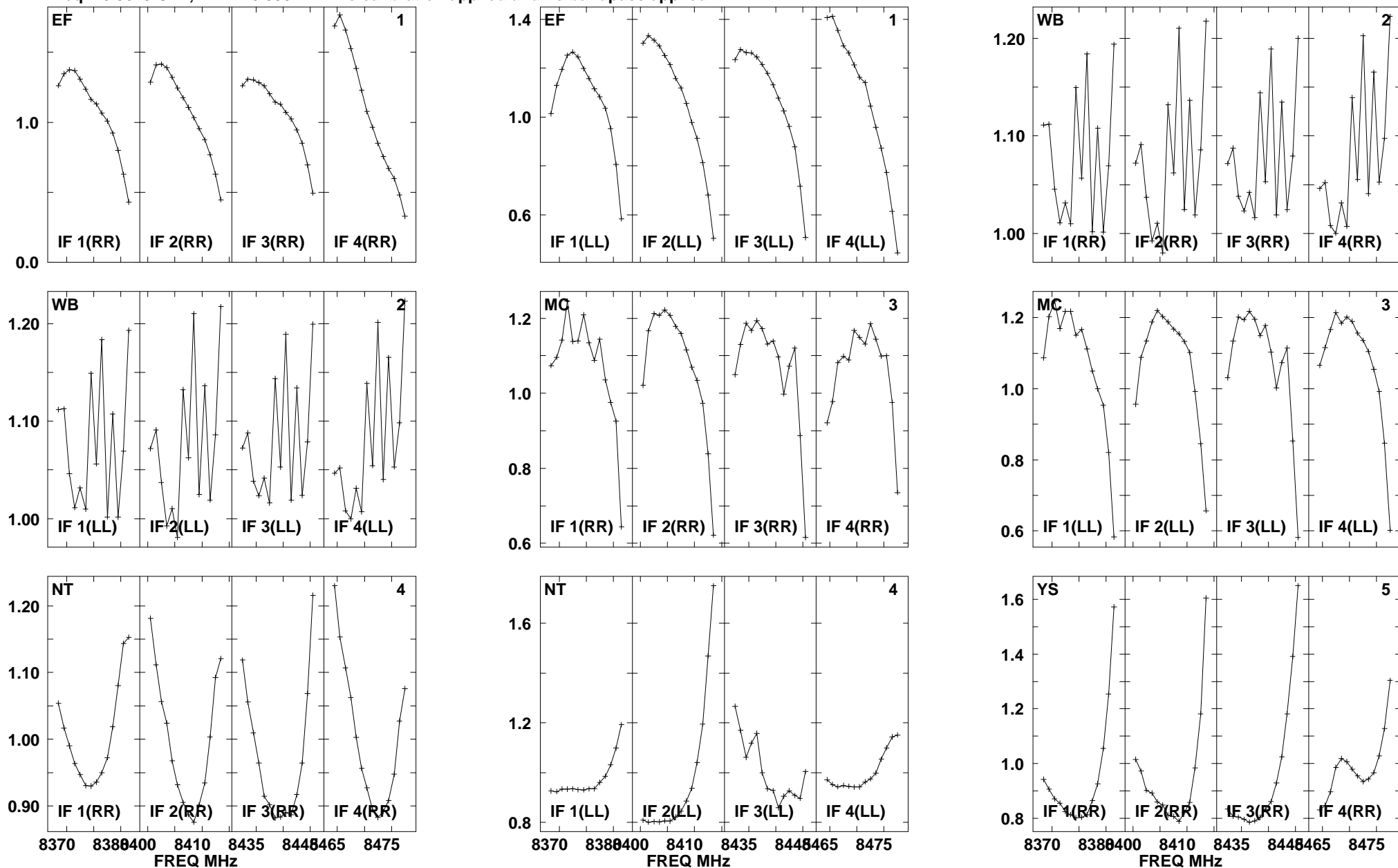


Lower frame: Real Jy
Total-power spectrum Antenna: *
Timerange: 00/09:54:51 to 00/10:06:49

Plot file version 31 created 10-JUN-2010 11:01:20

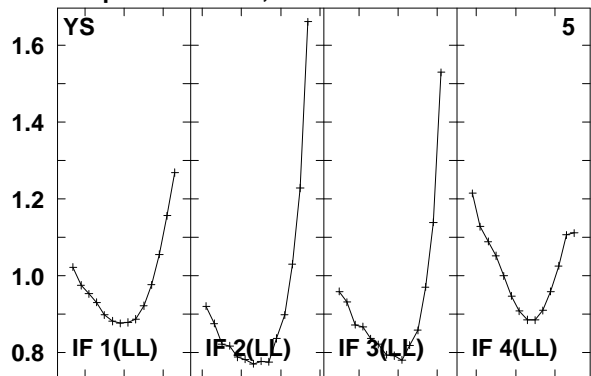
J2253+19 N10X1.UVDATA.1

Freq = 8.3675 GHz, Bw = 16.000 MH No calibration applied and no bandpass applied



Lower frame: Real Jy
Total-power spectrum Antenna: *
Timerange: 00/10:08:51 to 00/10:10:49

Plot file version 32 created 10-JUN-2010 11:01:20
J2253+19 N10X1.UVDATA.1
Freq = 8.3675 GHz, Bw = 16.000 MH No calibration applied and no bandpass applied

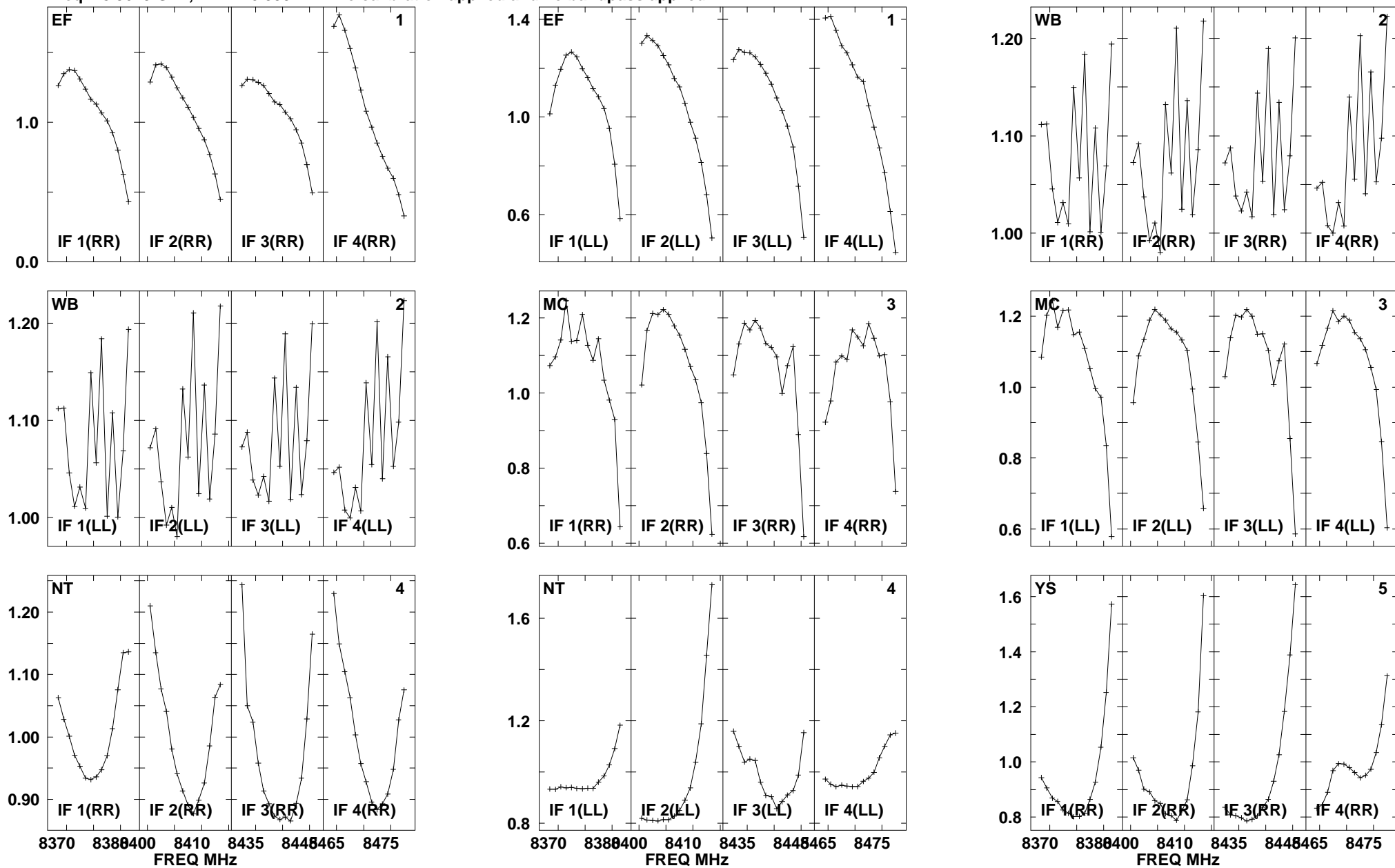


Lower frame: Real Jy
Total-power spectrum Antenna: *
Timerange: 00/10:08:51 to 00/10:10:49

Plot file version 33 created 10-JUN-2010 11:01:20

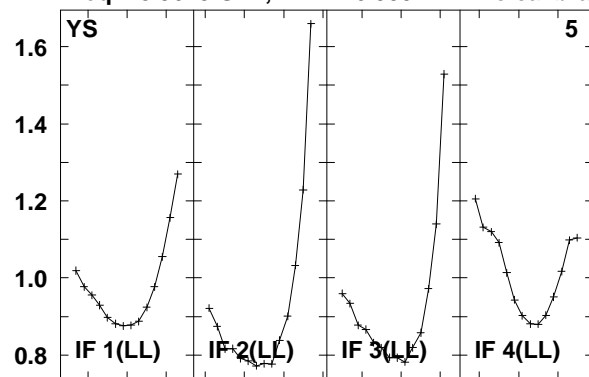
J2249+21 N10X1.UVDATA.1

Freq = 8.3675 GHz, Bw = 16.000 MH No calibration applied and no bandpass applied



Lower frame: Real Jy
Total-power spectrum Antenna: *
Timerange: 00/10/11:11 to 00/10/14:09

Plot file version 34 created 10-JUN-2010 11:01:20
J2249+21 N10X1.UVDATA.1
Freq = 8.3675 GHz, Bw = 16.000 MH No calibration applied and no bandpass applied

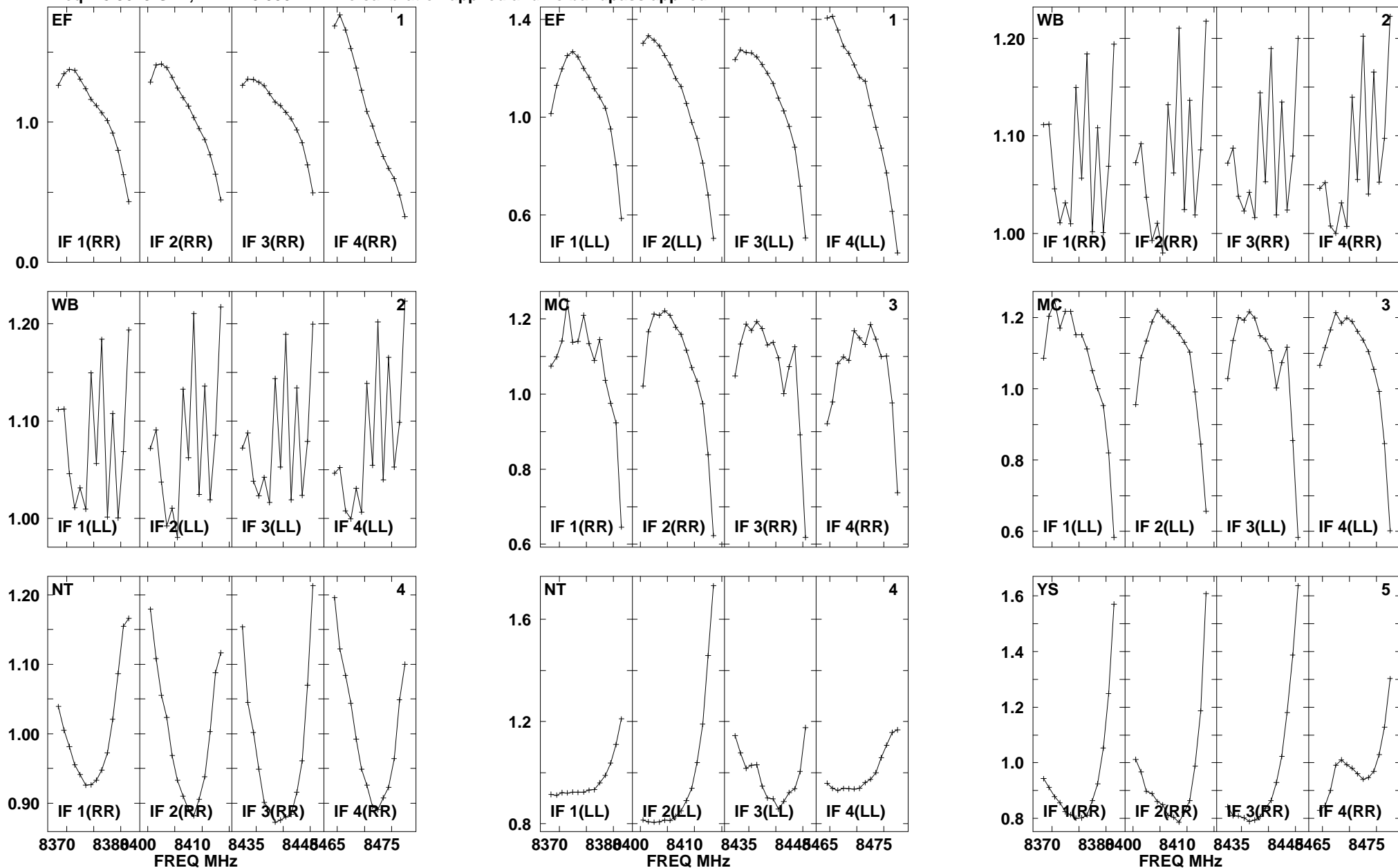


Lower frame: Real Jy
Total-power spectrum Antenna: *
Timerange: 00/10:11:11 to 00/10:14:09

Plot file version 35 created 10-JUN-2010 11:01:20

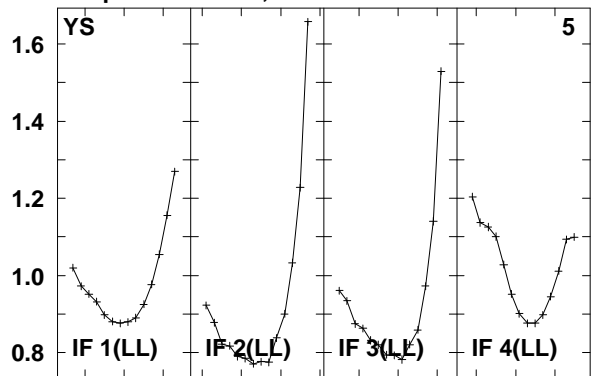
J2253+19 N10X1.UVDATA.1

Freq = 8.3675 GHz, Bw = 16.000 MH No calibration applied and no bandpass applied



Lower frame: Real Jy
Total-power spectrum Antenna: *
Timerange: 00/10:14:41 to 00/10:16:39

Plot file version 36 created 10-JUN-2010 11:01:20
J2253+19 N10X1.UVDATA.1
Freq = 8.3675 GHz, Bw = 16.000 MH No calibration applied and no bandpass applied

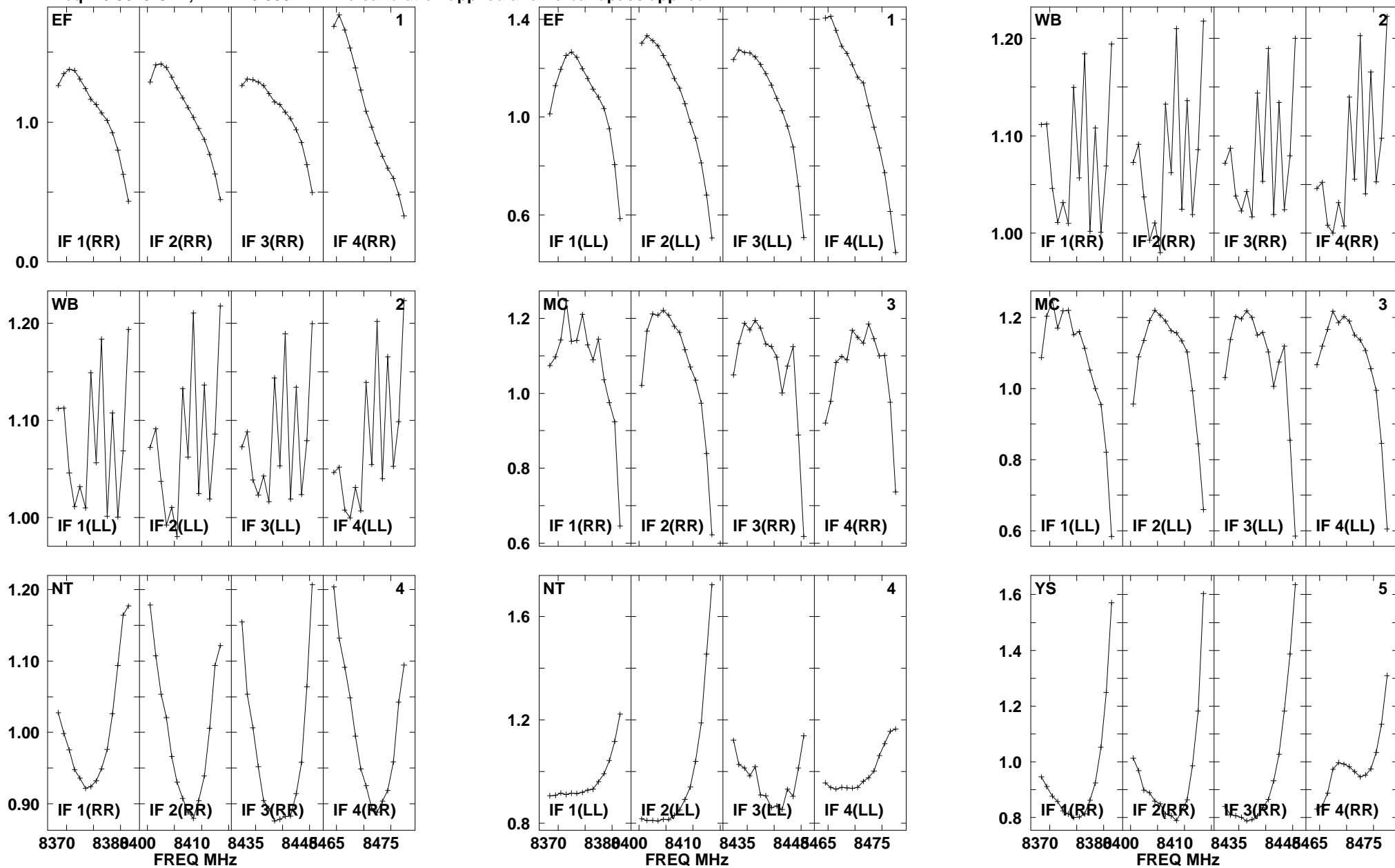


Lower frame: Real Jy
Total-power spectrum Antenna: *
Timerange: 00/10:14:41 to 00/10:16:39

Plot file version 37 created 10-JUN-2010 11:01:20

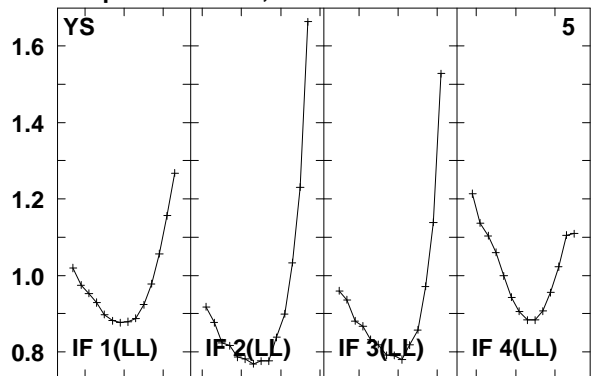
J2249+21 N10X1.UVDATA.1

Freq = 8.3675 GHz, Bw = 16.000 MH No calibration applied and no bandpass applied



Lower frame: Real Jy
Total-power spectrum Antenna: *
Timerange: 00/10:17:01 to 00/10:19:59

Plot file version 38 created 10-JUN-2010 11:01:21
J2249+21 N10X1.UVDATA.1
Freq = 8.3675 GHz, Bw = 16.000 MH No calibration applied and no bandpass applied

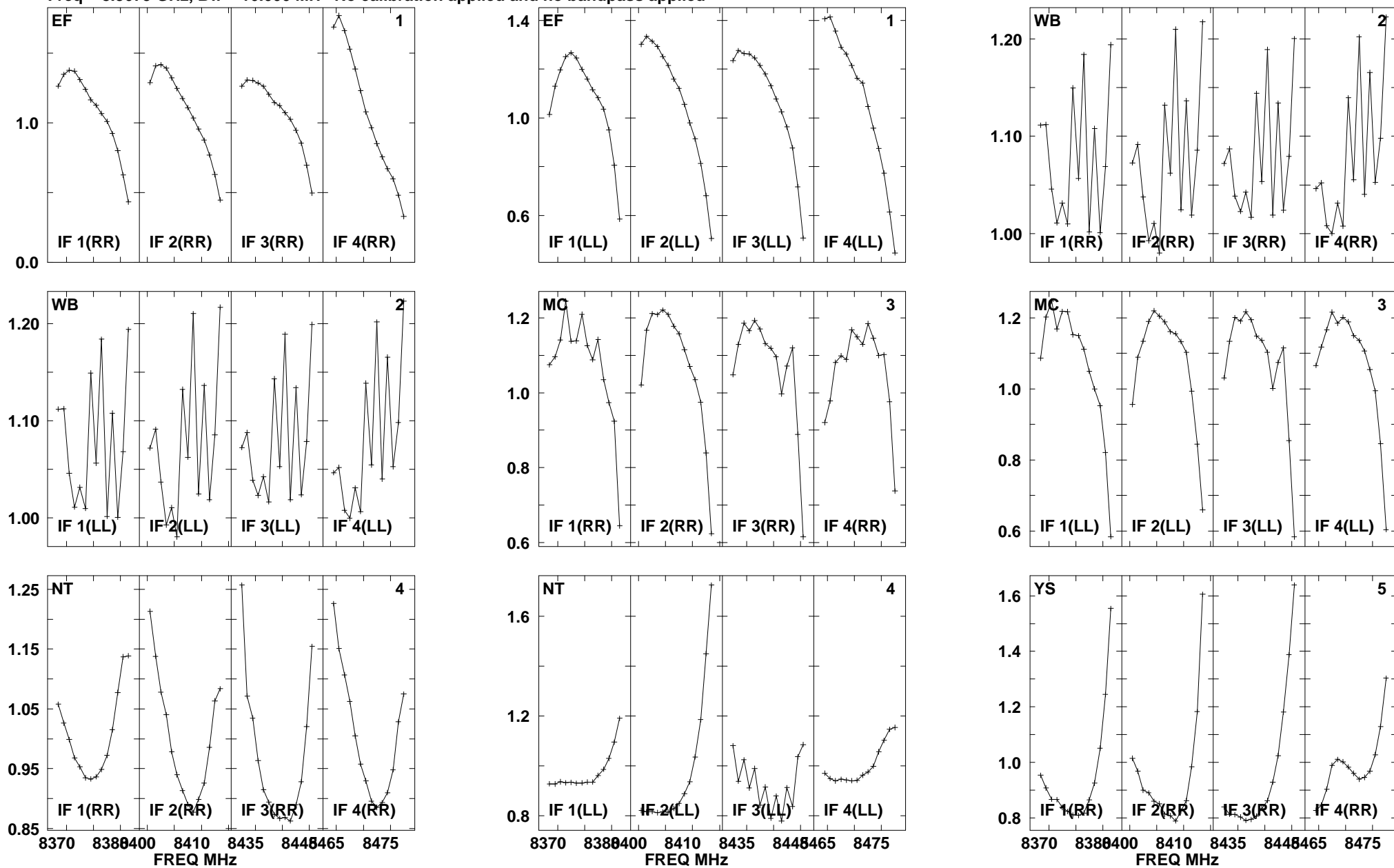


Lower frame: Real Jy
Total-power spectrum Antenna: *
Timerange: 00/10:17:01 to 00/10:19:59

Plot file version 39 created 10-JUN-2010 11:01:21

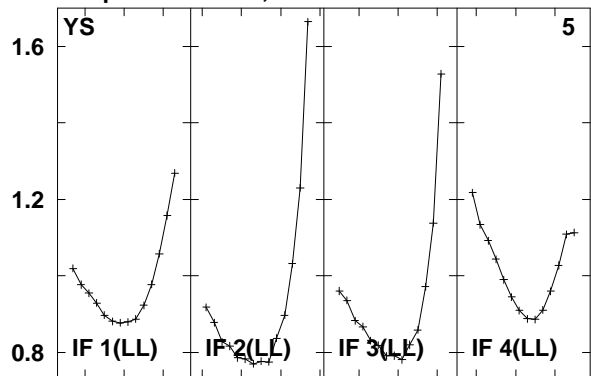
J2253+19 N10X1.UVDATA.1

Freq = 8.3675 GHz, Bw = 16.000 MH No calibration applied and no bandpass applied



Lower frame: Real Jy
Total-power spectrum Antenna: *
Timerange: 00/10/20:21 to 00/10/22:19

Plot file version 40 created 10-JUN-2010 11:01:21
J2253+19 N10X1.UVDATA.1
Freq = 8.3675 GHz, Bw = 16.000 MH No calibration applied and no bandpass applied

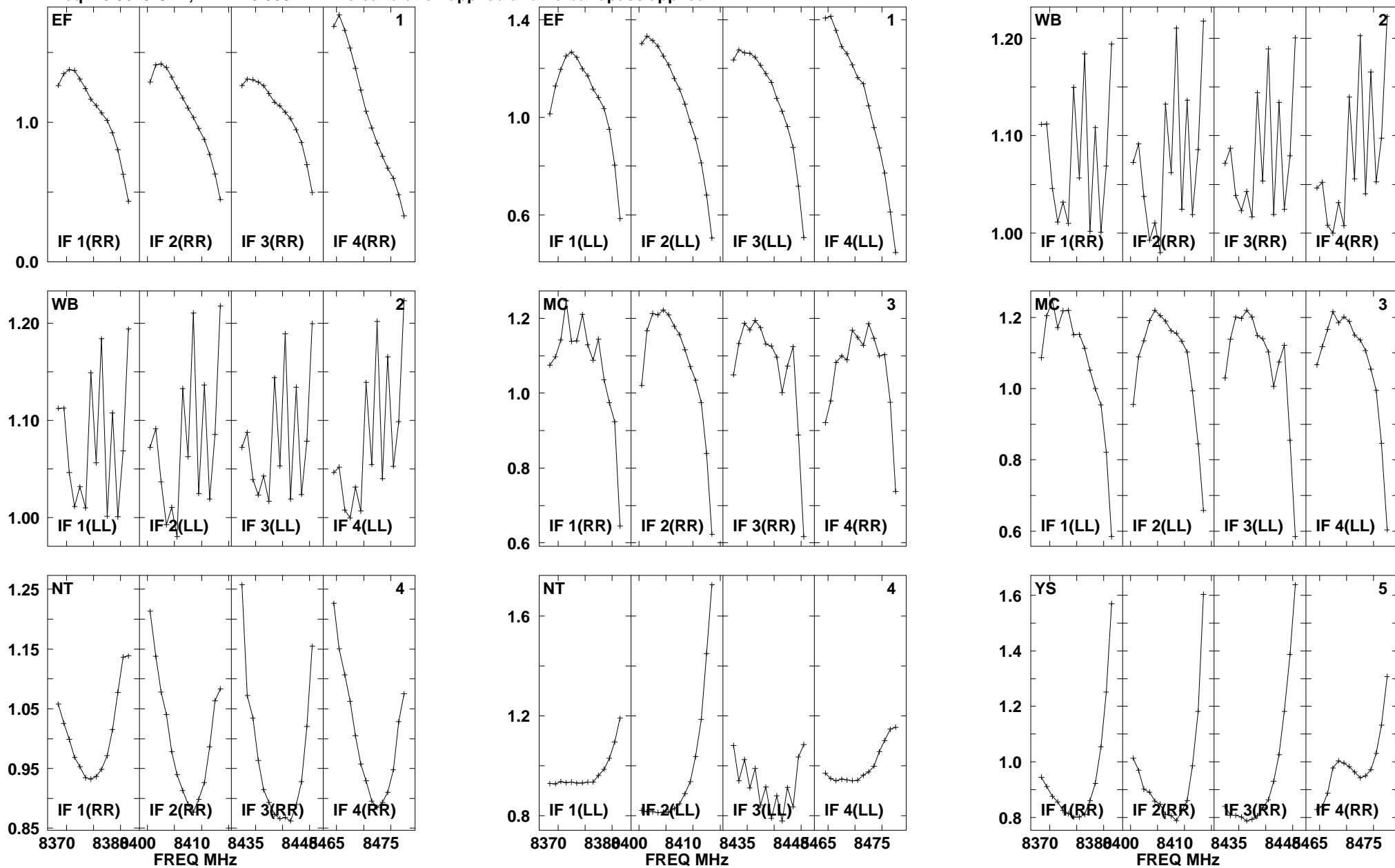


Lower frame: Real Jy
Total-power spectrum Antenna: *
Timerange: 00/10:20:21 to 00/10:22:19

Plot file version 41 created 10-JUN-2010 11:01:21

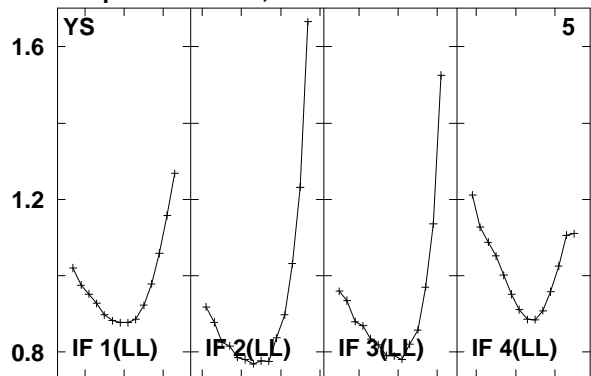
J2249+21 N10X1.UVDATA.1

Freq = 8.3675 GHz, Bw = 16.000 MH No calibration applied and no bandpass applied



Lower frame: Real Jy
Total-power spectrum Antenna: *
Timerange: 00/10/22:41 to 00/10/25:39

Plot file version 42 created 10-JUN-2010 11:01:21
J2249+21 N10X1.UVDATA.1
Freq = 8.3675 GHz, Bw = 16.000 MH No calibration applied and no bandpass applied

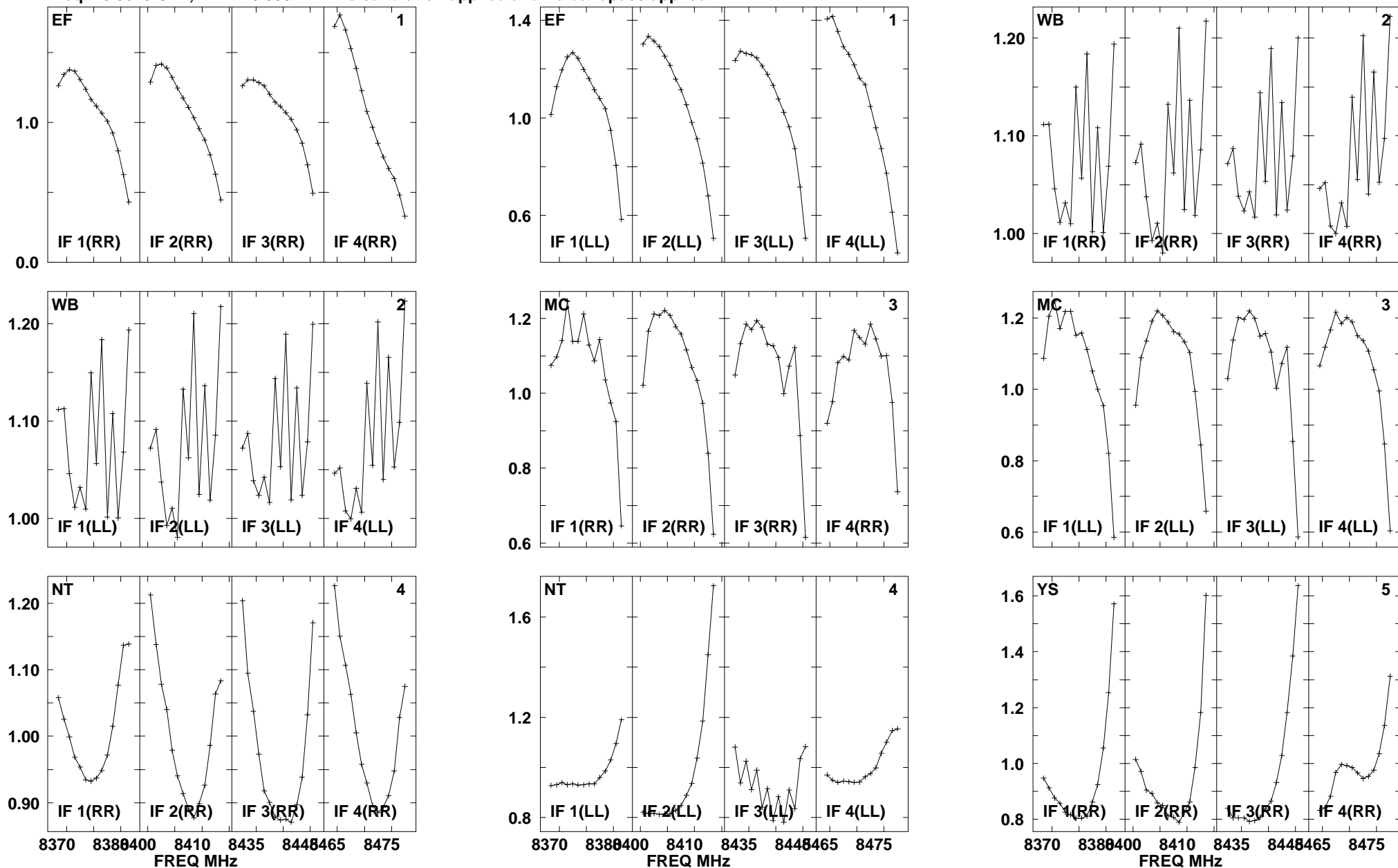


Lower frame: Real Jy
Total-power spectrum Antenna: *
Timerange: 00/10:22:41 to 00/10:25:39

Plot file version 43 created 10-JUN-2010 11:01:21

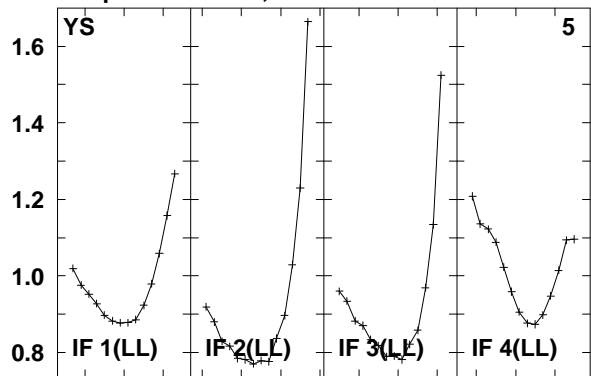
J2253+19 N10X1.UVDATA.1

Freq = 8.3675 GHz, Bw = 16.000 MH No calibration applied and no bandpass applied



Lower frame: Real Jy
Total-power spectrum Antenna: *
Timerange: 00/10/26:11 to 00/10/28:09

Plot file version 44 created 10-JUN-2010 11:01:21
J2253+19 N10X1.UVDATA.1
Freq = 8.3675 GHz, Bw = 16.000 MH No calibration applied and no bandpass applied

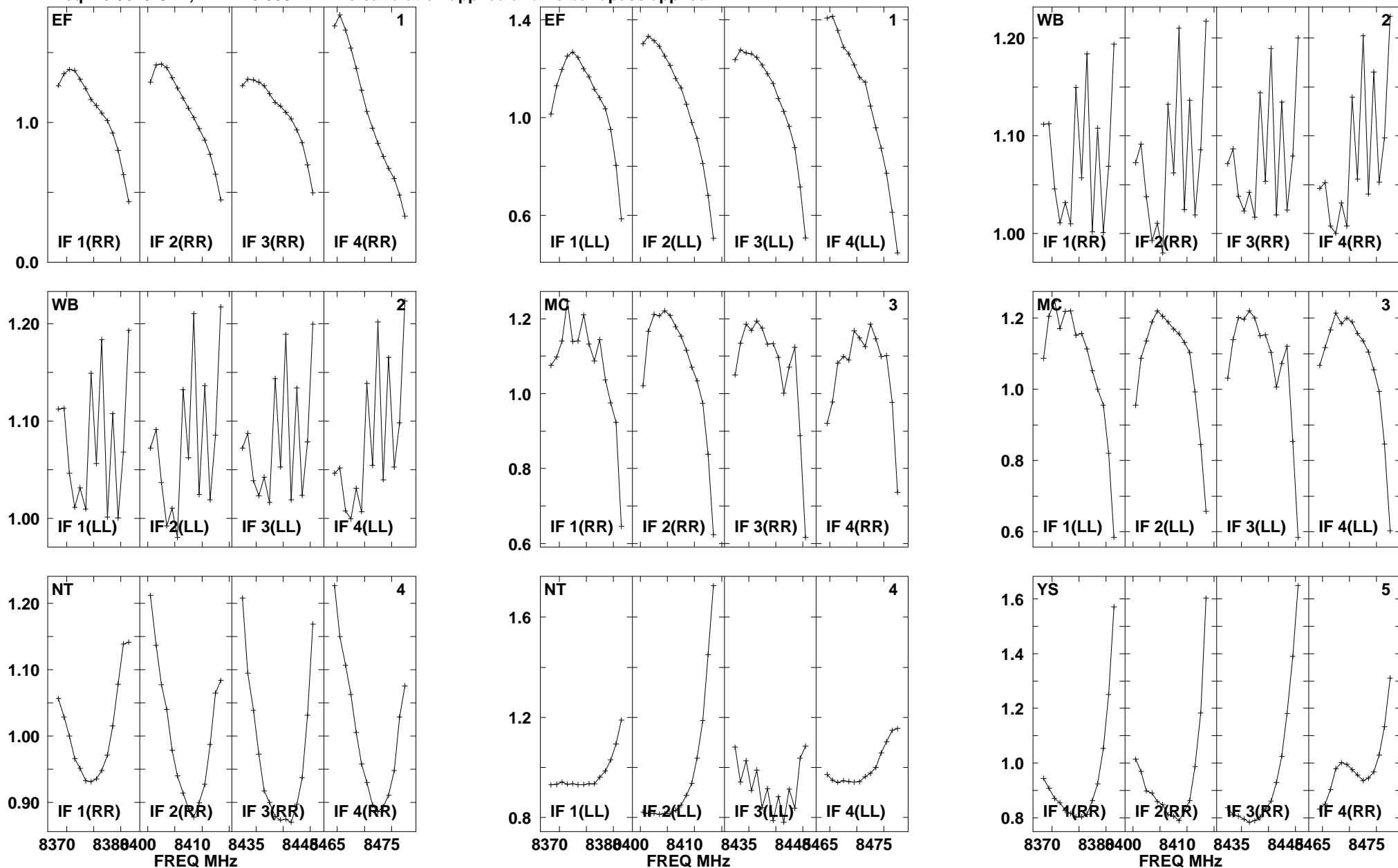


Lower frame: Real Jy
Total-power spectrum Antenna: *
Timerange: 00/10:26:11 to 00/10:28:09

Plot file version 45 created 10-JUN-2010 11:01:21

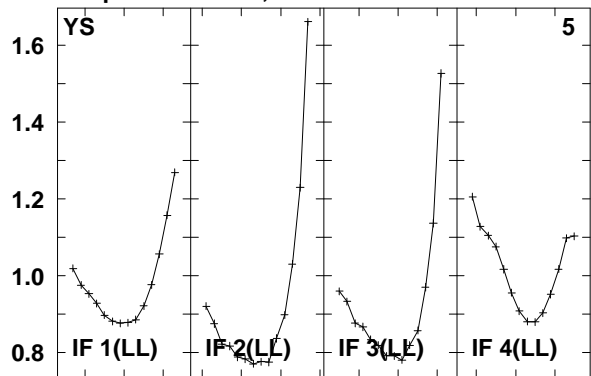
J2249+21 N10X1.UVDATA.1

Freq = 8.3675 GHz, Bw = 16.000 MH No calibration applied and no bandpass applied



Lower frame: Real Jy
Total-power spectrum Antenna: *
Timerange: 00/10:28:31 to 00/10:31:29

Plot file version 46 created 10-JUN-2010 11:01:21
J2249+21 N10X1.UVDATA.1
Freq = 8.3675 GHz, Bw = 16.000 MH No calibration applied and no bandpass applied

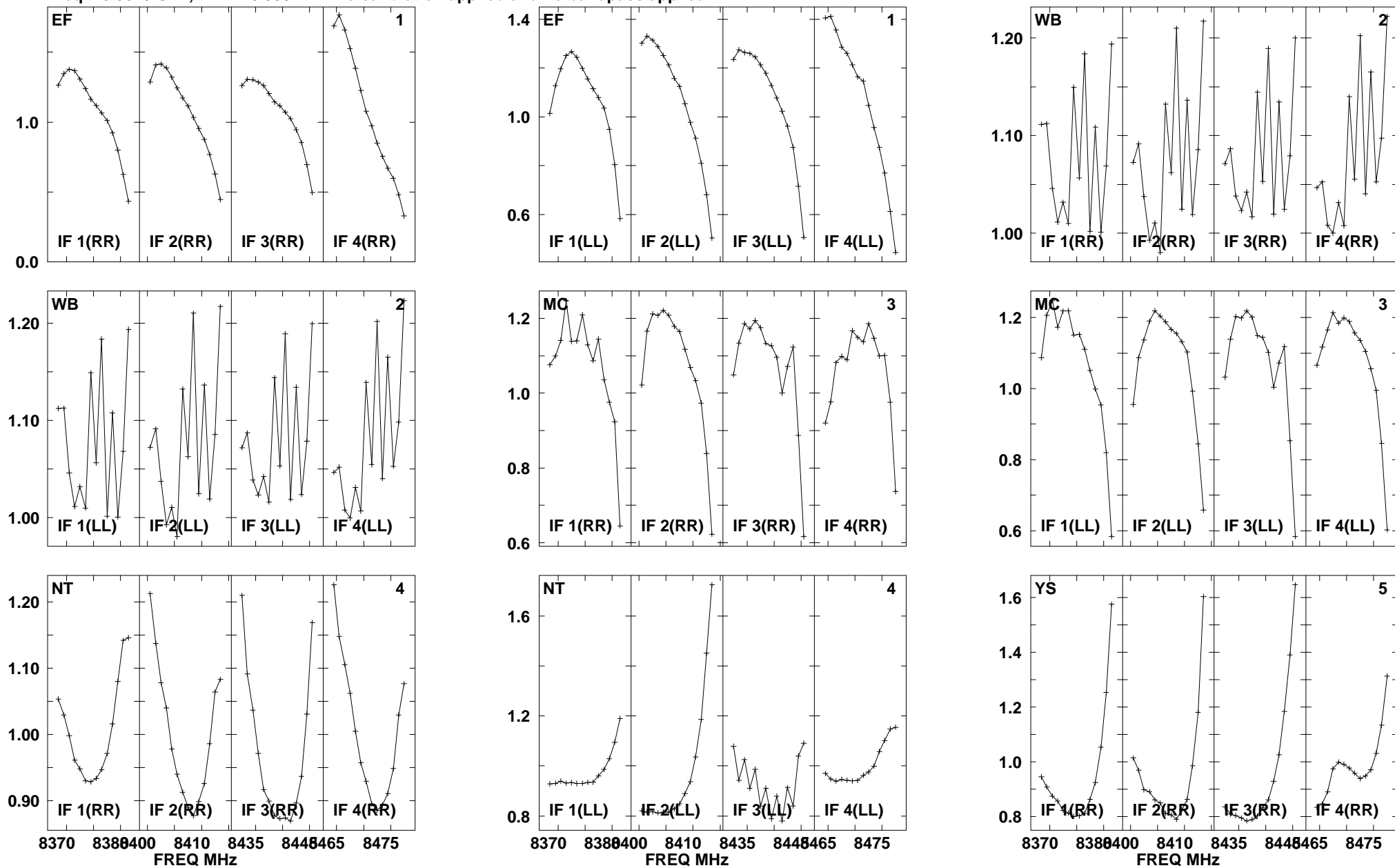


Lower frame: Real Jy
Total-power spectrum Antenna: *
Timerange: 00/10:28:31 to 00/10:31:29

Plot file version 47 created 10-JUN-2010 11:01:21

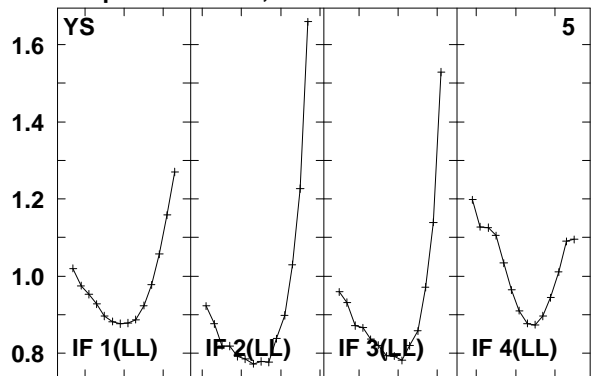
J2253+19 N10X1.UVDATA.1

Freq = 8.3675 GHz, Bw = 16.000 MH No calibration applied and no bandpass applied



Lower frame: Real Jy
Total-power spectrum Antenna: *
Timerange: 00/10/31:51 to 00/10/33:49

Plot file version 48 created 10-JUN-2010 11:01:22
J2253+19 N10X1.UVDATA.1
Freq = 8.3675 GHz, Bw = 16.000 MH No calibration applied and no bandpass applied

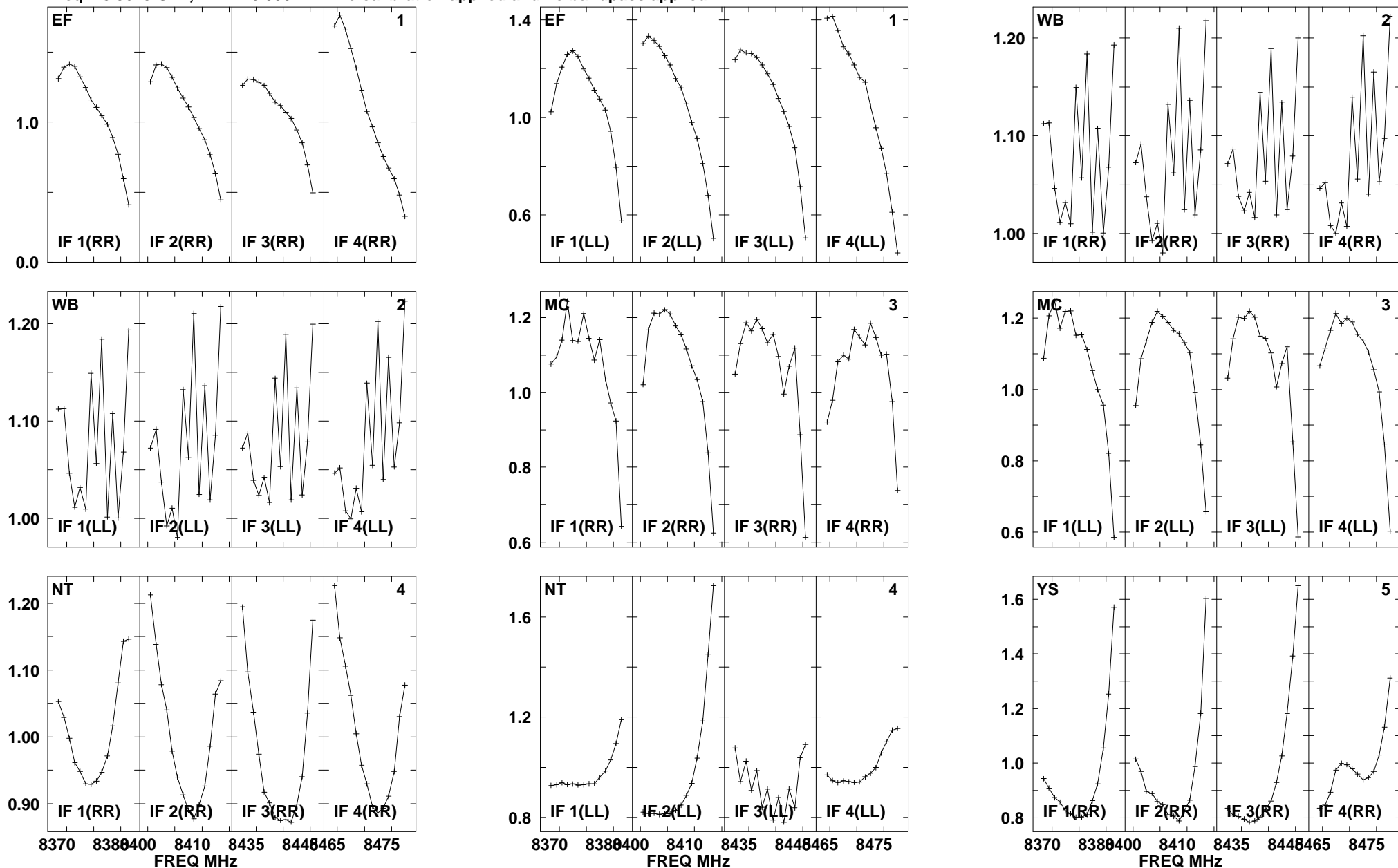


Lower frame: Real Jy
Total-power spectrum Antenna: *
Timerange: 00/10:31:51 to 00/10:33:49

Plot file version 49 created 10-JUN-2010 11:01:22

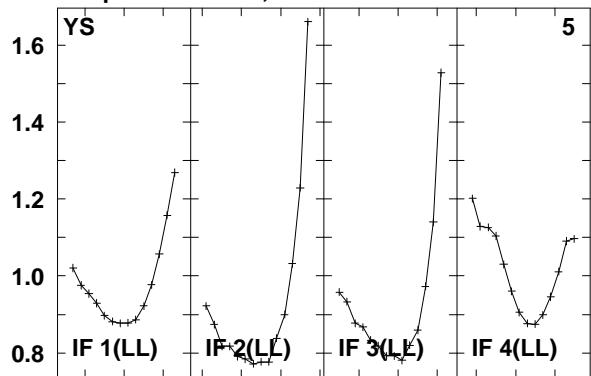
J2249+21 N10X1.UVDATA.1

Freq = 8.3675 GHz, Bw = 16.000 MH No calibration applied and no bandpass applied



Lower frame: Real Jy
Total-power spectrum Antenna: *
Timerange: 00/10/34:11 to 00/10/37:09

Plot file version 50 created 10-JUN-2010 11:01:22
J2249+21 N10X1.UVDATA.1
Freq = 8.3675 GHz, Bw = 16.000 MH No calibration applied and no bandpass applied

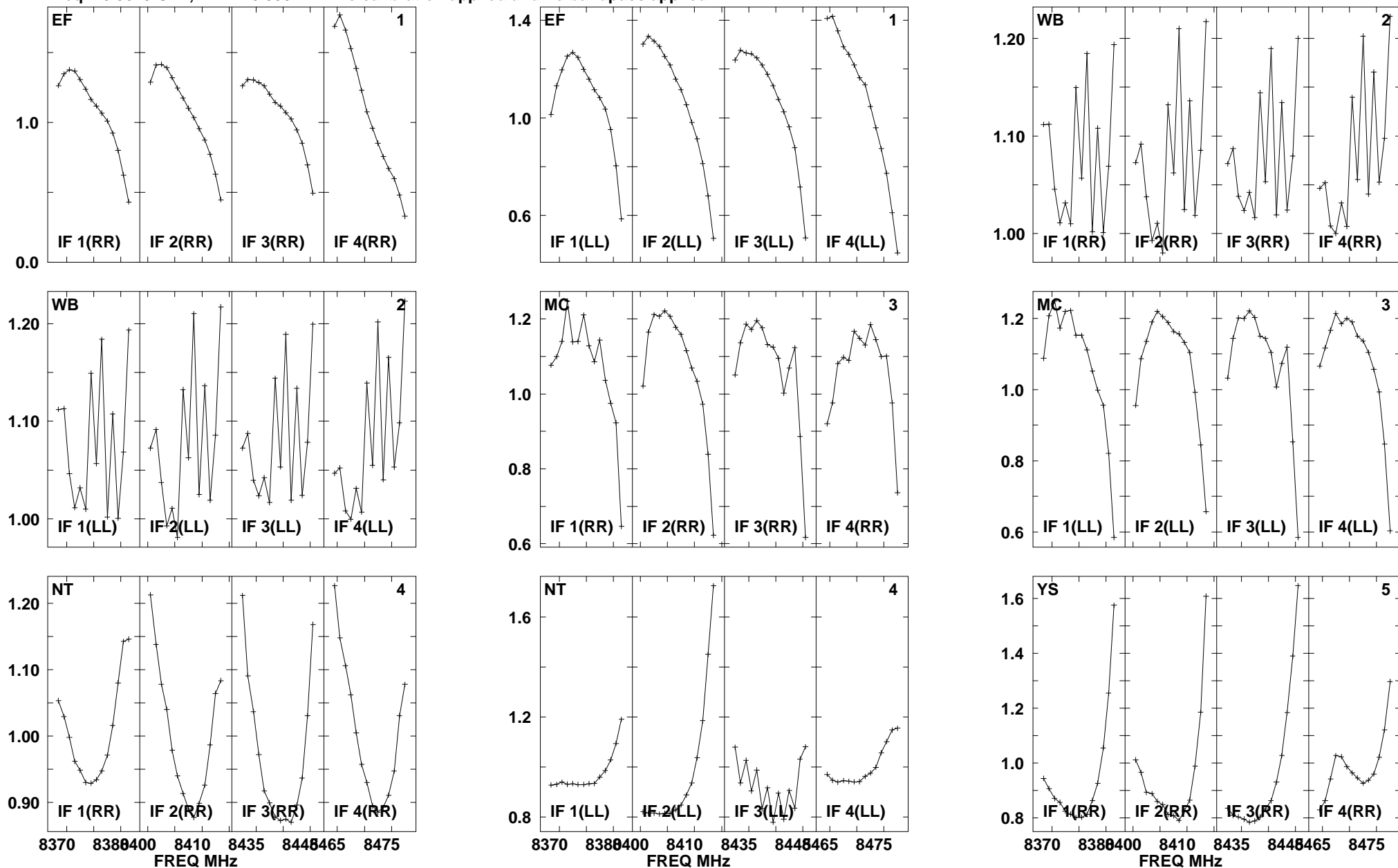


Lower frame: Real Jy
Total-power spectrum Antenna: *
Timerange: 00/10:34:11 to 00/10:37:09

Plot file version 51 created 10-JUN-2010 11:01:22

J2253+19 N10X1.UVDATA.1

Freq = 8.3675 GHz, Bw = 16.000 MH No calibration applied and no bandpass applied

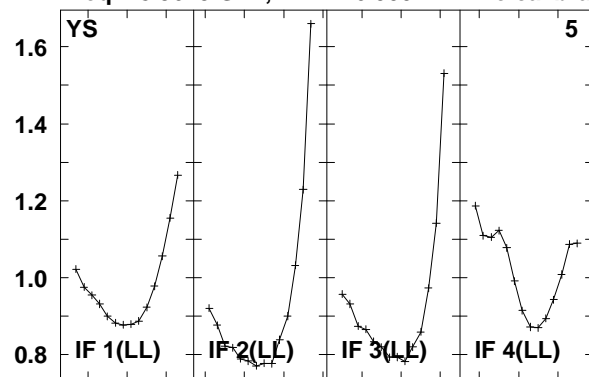


Lower frame: Real Jy
Total-power spectrum Antenna: *
Timerange: 00/10/37:41 to 00/10/39:39

Plot file version 52 created 10-JUN-2010 11:01:22

J2253+19 N10X1.UVDATA.1

Freq = 8.3675 GHz, Bw = 16.000 MH No calibration applied and no bandpass applied

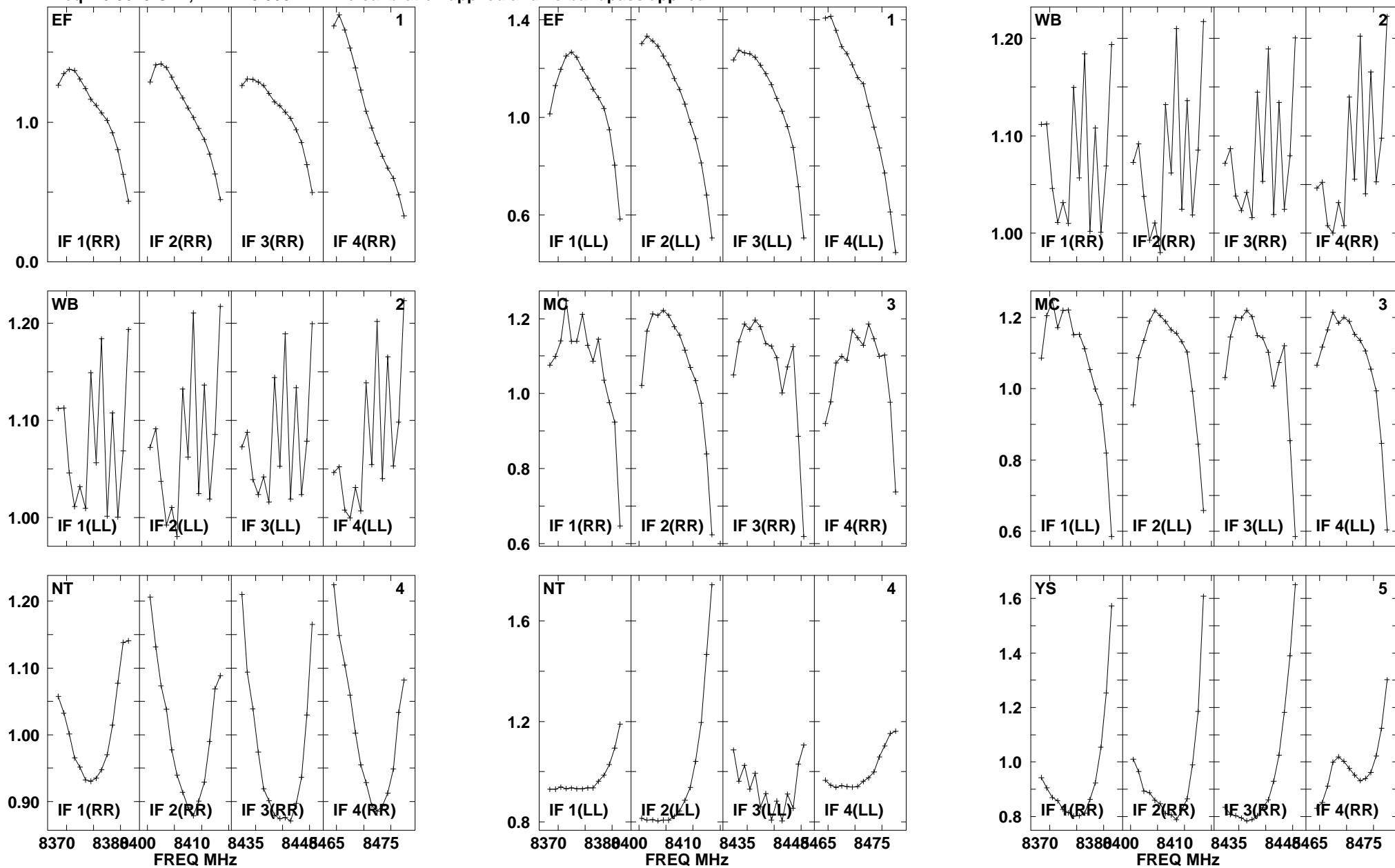


Lower frame: Real Jy
Total-power spectrum Antenna: *
Timerange: 00/10:37:41 to 00/10:39:39

Plot file version 53 created 10-JUN-2010 11:01:22

J2249+21 N10X1.UVDATA.1

Freq = 8.3675 GHz, Bw = 16.000 MH No calibration applied and no bandpass applied

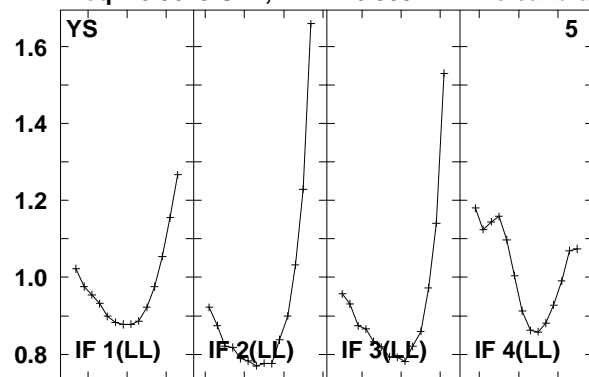


Lower frame: Real Jy
Total-power spectrum Antenna: *
Timerange: 00/10:40:01 to 00/10:42:59

Plot file version 54 created 10-JUN-2010 11:01:22

J2249+21 N10X1.UVDATA.1

Freq = 8.3675 GHz, Bw = 16.000 MH No calibration applied and no bandpass applied

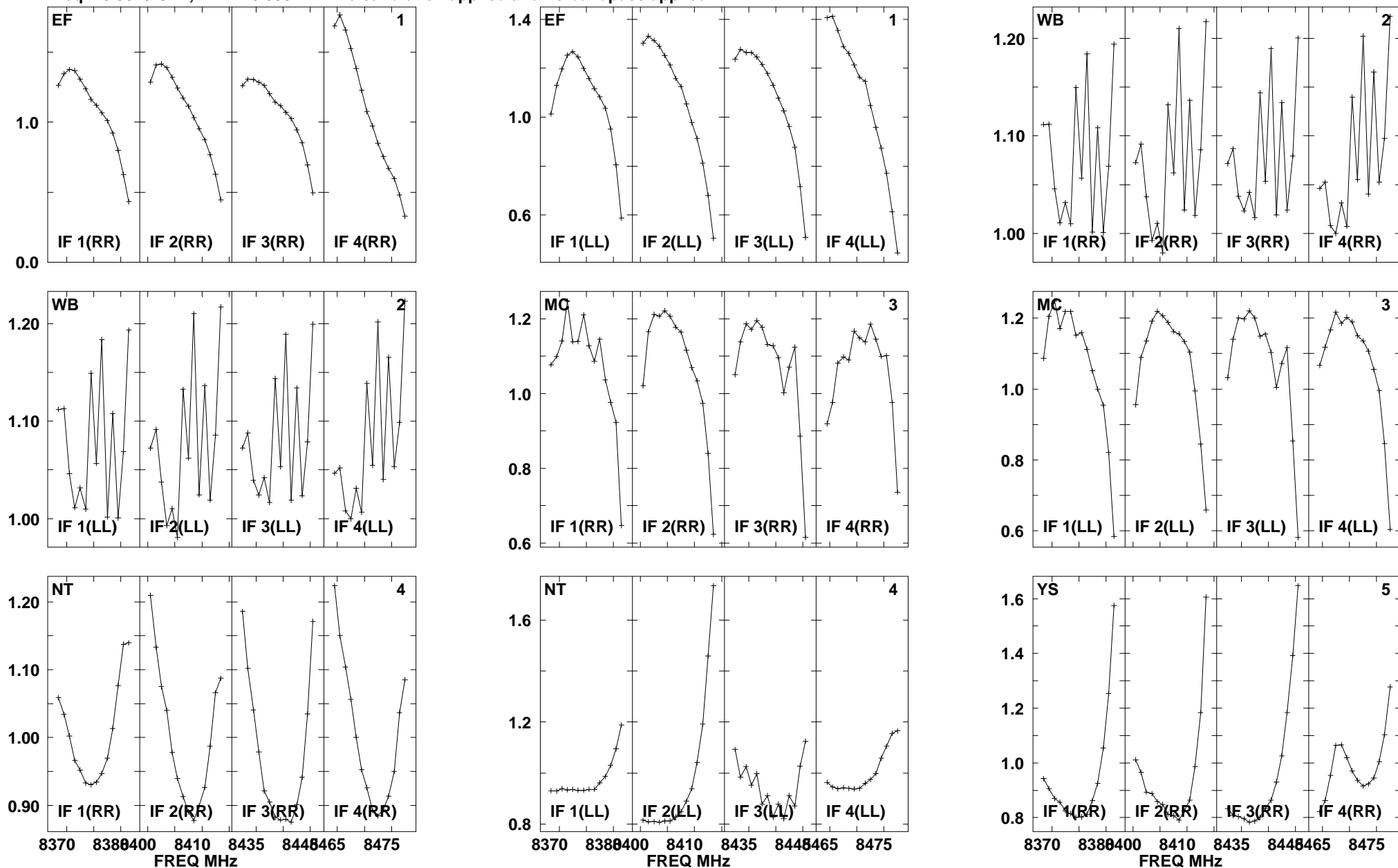


Lower frame: Real Jy
Total-power spectrum Antenna: *
Timerange: 00/10:40:01 to 00/10:42:59

Plot file version 55 created 10-JUN-2010 11:01:22

J2253+19 N10X1.UVDATA.1

Freq = 8.3675 GHz, Bw = 16.000 MH No calibration applied and no bandpass applied

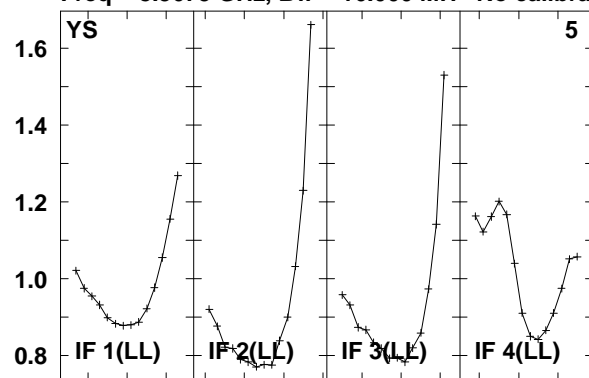


Lower frame: Real Jy
Total-power spectrum Antenna: *
Timerange: 00/10:43:21 to 00/10:45:19

Plot file version 56 created 10-JUN-2010 11:01:22

J2253+19 N10X1.UVDATA.1

Freq = 8.3675 GHz, Bw = 16.000 MH No calibration applied and no bandpass applied

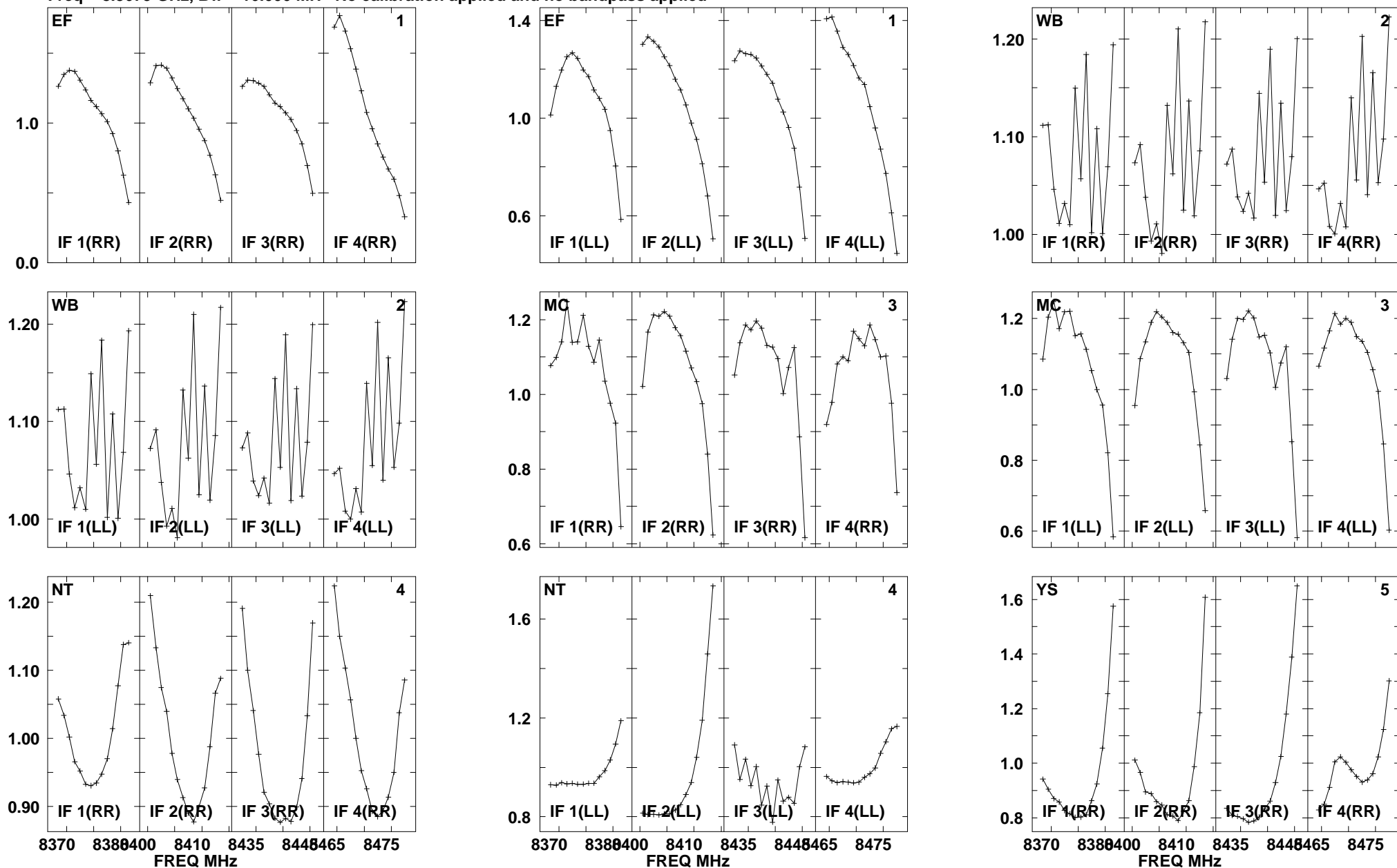


Lower frame: Real Jy
Total-power spectrum Antenna: *
Timerange: 00/10:43:21 to 00/10:45:19

Plot file version 57 created 10-JUN-2010 11:01:22

J2249+21 N10X1.UVDATA.1

Freq = 8.3675 GHz, Bw = 16.000 MH No calibration applied and no bandpass applied

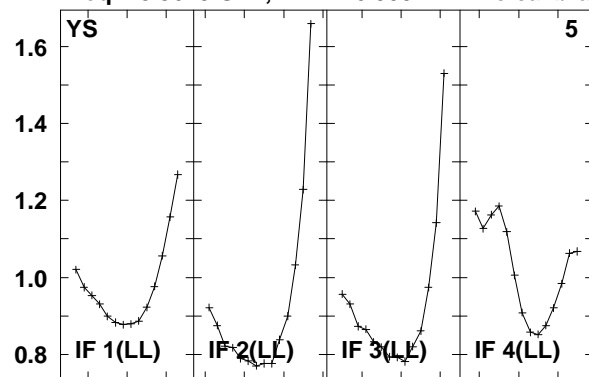


Lower frame: Real Jy
Total-power spectrum Antenna: *
Timerange: 00/10:45:41 to 00/10:48:39

Plot file version 58 created 10-JUN-2010 11:01:22

J2249+21 N10X1.UVDATA.1

Freq = 8.3675 GHz, Bw = 16.000 MH No calibration applied and no bandpass applied

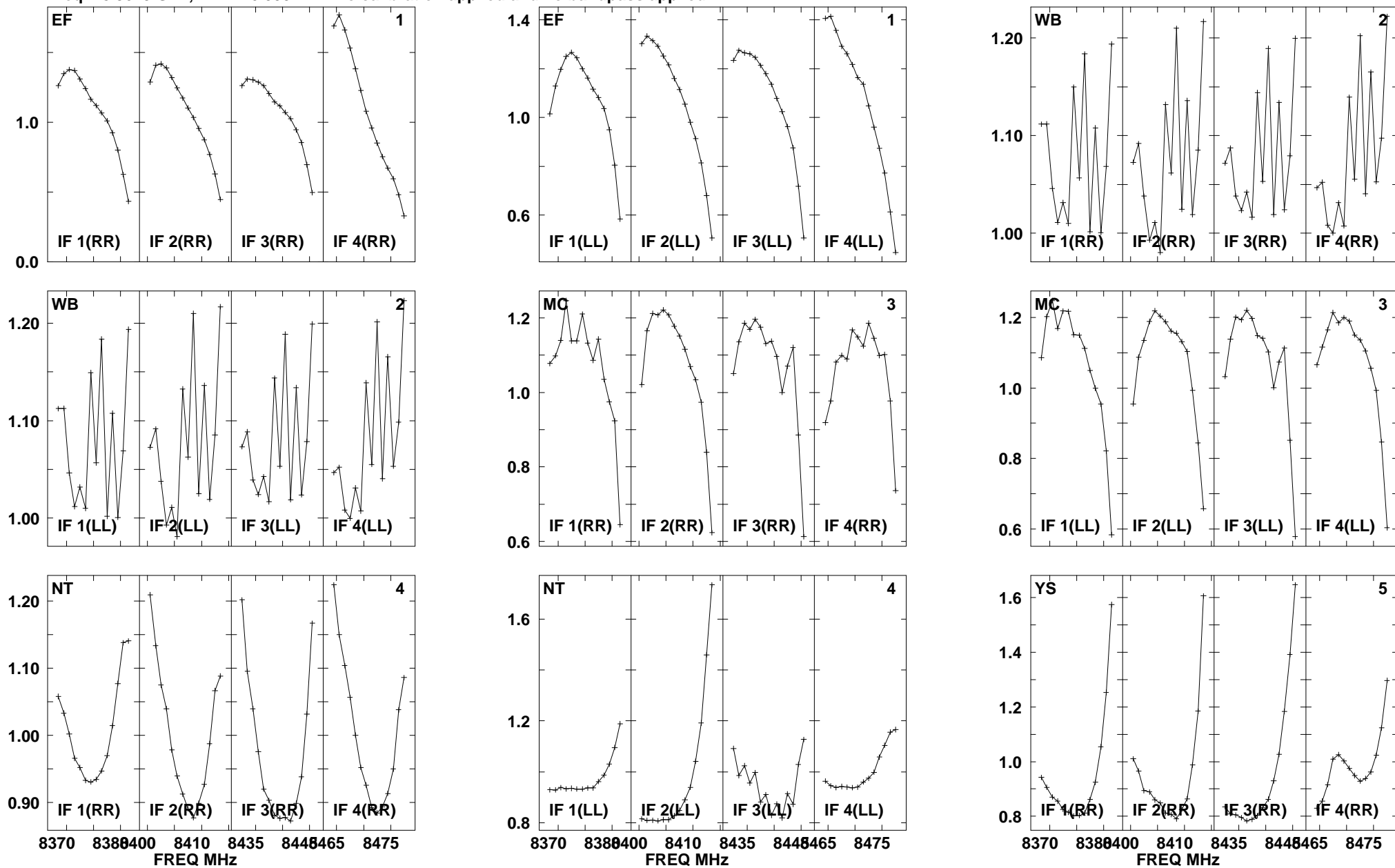


Lower frame: Real Jy
Total-power spectrum Antenna: *
Timerange: 00/10:45:41 to 00/10:48:39

Plot file version 59 created 10-JUN-2010 11:01:22

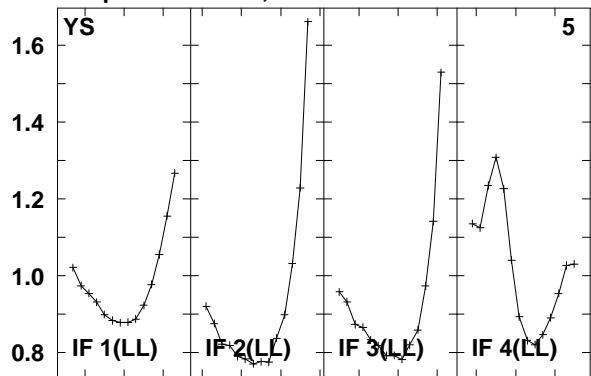
J2253+19 N10X1.UVDATA.1

Freq = 8.3675 GHz, Bw = 16.000 MH No calibration applied and no bandpass applied



Lower frame: Real Jy
Total-power spectrum Antenna: *
Timerange: 00/10:49:11 to 00/10:51:09

Plot file version 60 created 10-JUN-2010 11:01:23
J2253+19 N10X1.UVDATA.1
Freq = 8.3675 GHz, Bw = 16.000 MH No calibration applied and no bandpass applied

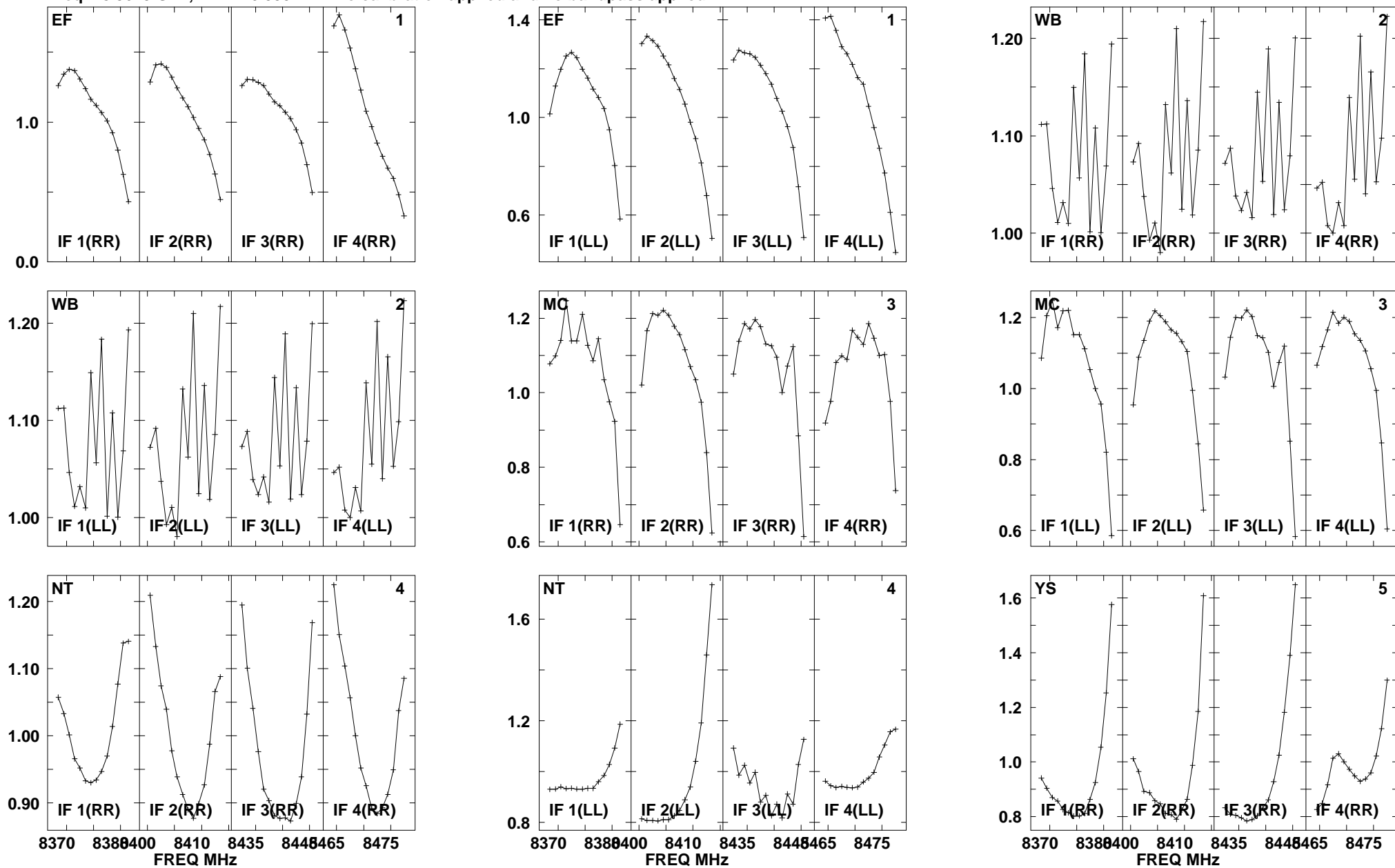


Lower frame: Real Jy
Total-power spectrum Antenna: *
Timerange: 00/10:49:11 to 00/10:51:09

Plot file version 61 created 10-JUN-2010 11:01:23

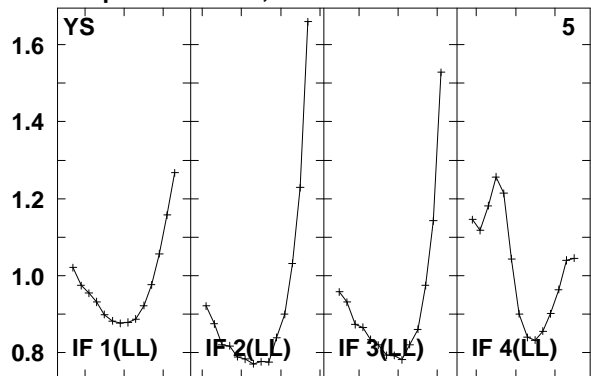
J2249+21 N10X1.UVDATA.1

Freq = 8.3675 GHz, Bw = 16.000 MH No calibration applied and no bandpass applied



Lower frame: Real Jy
Total-power spectrum Antenna: *
Timerange: 00/10/51:31 to 00/10/54:29

Plot file version 62 created 10-JUN-2010 11:01:24
J2249+21 N10X1.UVDATA.1
Freq = 8.3675 GHz, Bw = 16.000 MH No calibration applied and no bandpass applied

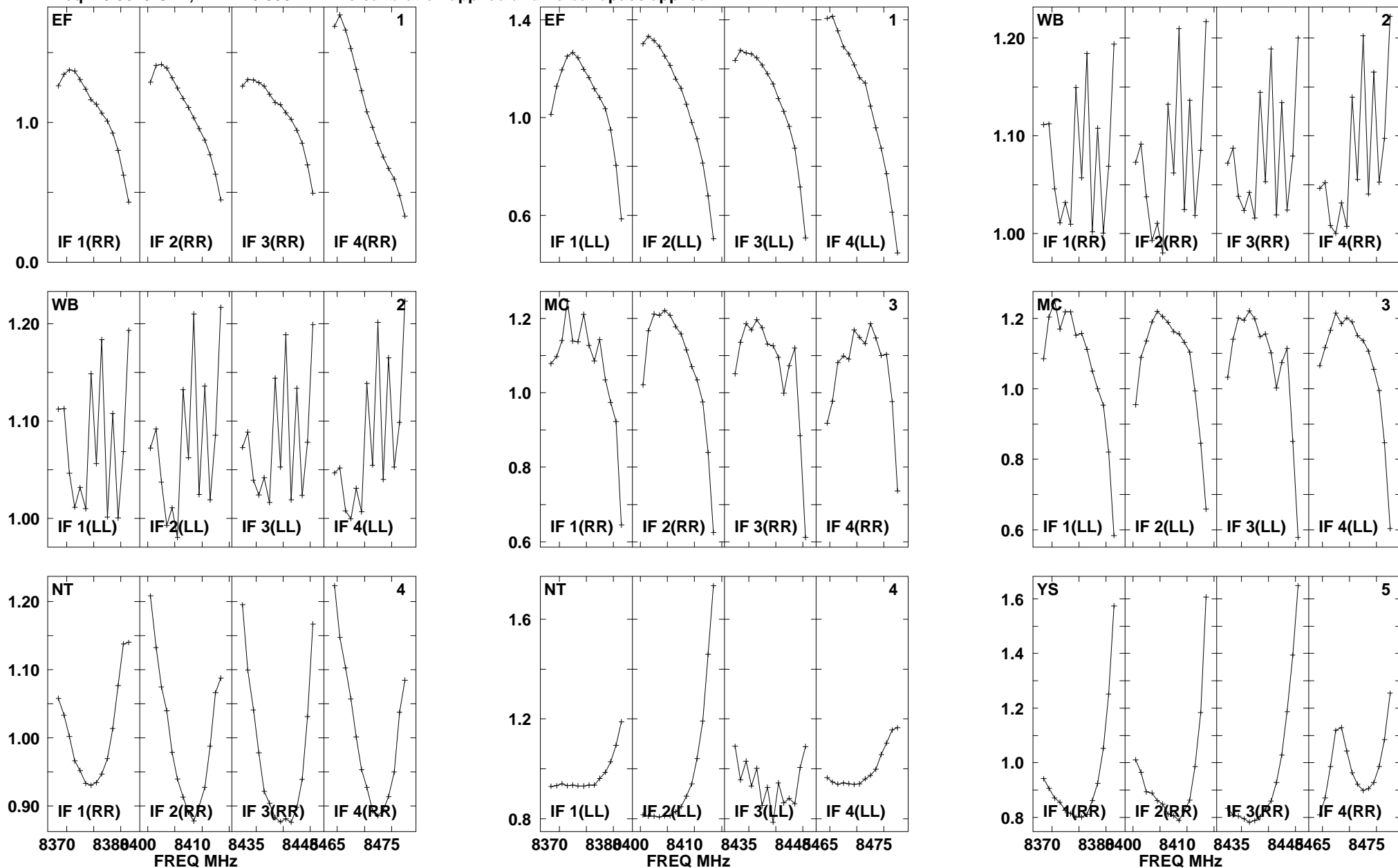


Lower frame: Real Jy
Total-power spectrum Antenna: *
Timerange: 00/10:51:31 to 00/10:54:29

Plot file version 63 created 10-JUN-2010 11:01:24

J2253+19 N10X1.UVDATA.1

Freq = 8.3675 GHz, Bw = 16.000 MH No calibration applied and no bandpass applied

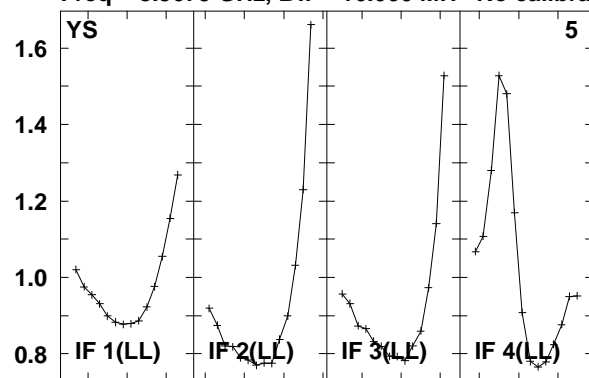


Lower frame: Real Jy
Total-power spectrum Antenna: *
Timerange: 00/10:54:51 to 00/10:56:49

Plot file version 64 created 10-JUN-2010 11:01:24

J2253+19 N10X1.UVDATA.1

Freq = 8.3675 GHz, Bw = 16.000 MH No calibration applied and no bandpass applied

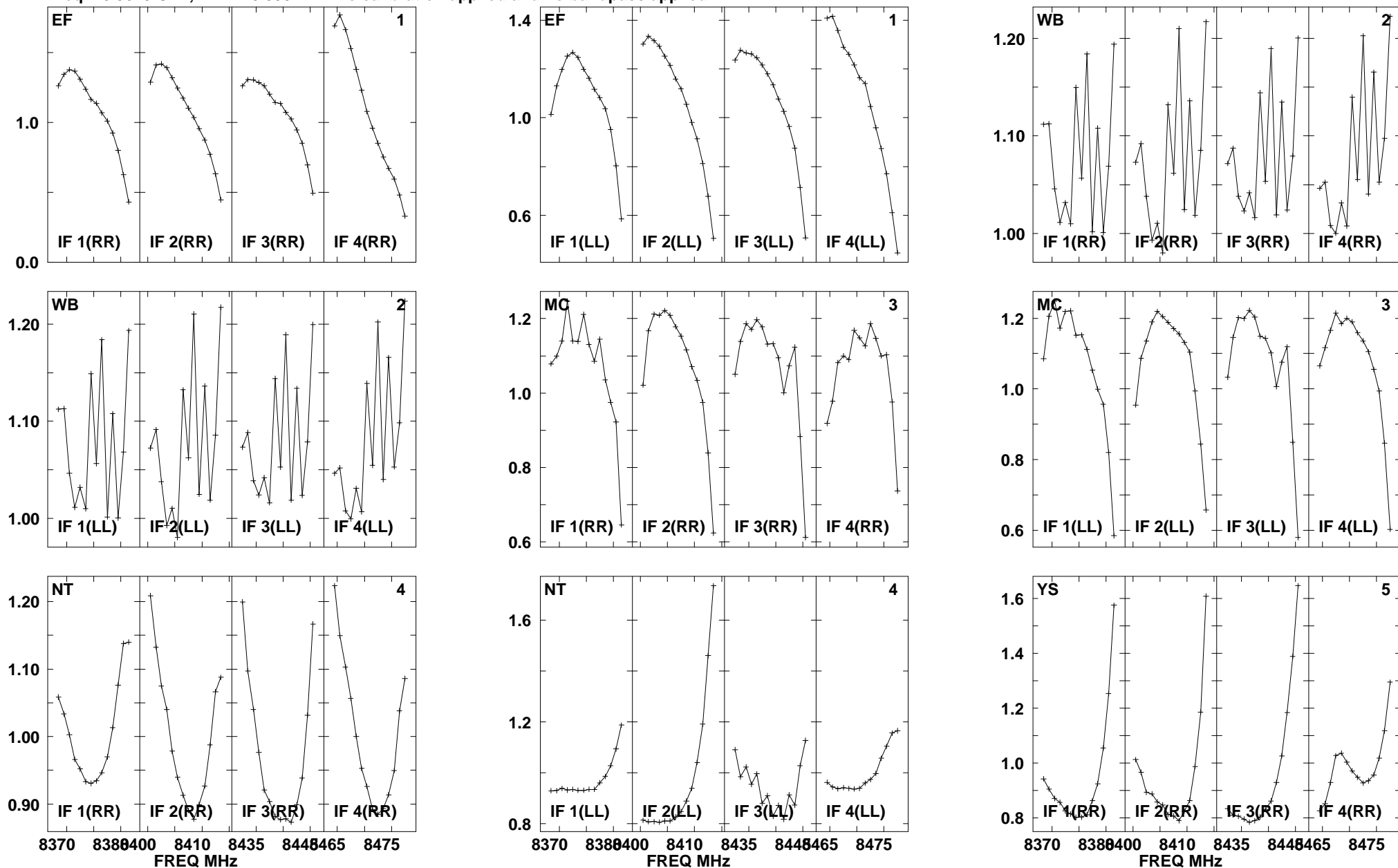


Lower frame: Real Jy
Total-power spectrum Antenna: *
Timerange: 00/10:54:51 to 00/10:56:49

Plot file version 65 created 10-JUN-2010 11:01:24

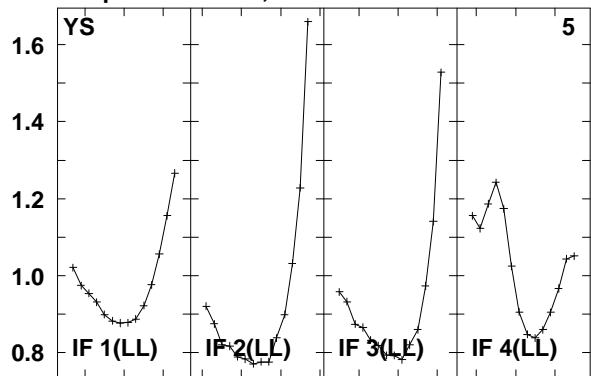
J2249+21 N10X1.UVDATA.1

Freq = 8.3675 GHz, Bw = 16.000 MH No calibration applied and no bandpass applied



Lower frame: Real Jy
Total-power spectrum Antenna: *
Timerange: 00/10:57:11 to 00/11:00:09

Plot file version 66 created 10-JUN-2010 11:01:24
J2249+21 N10X1.UVDATA.1
Freq = 8.3675 GHz, Bw = 16.000 MH No calibration applied and no bandpass applied

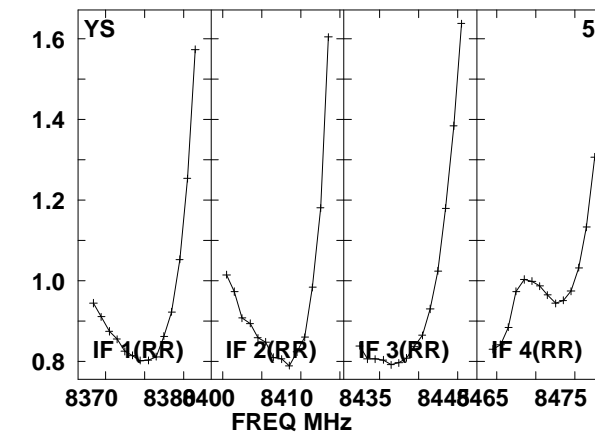
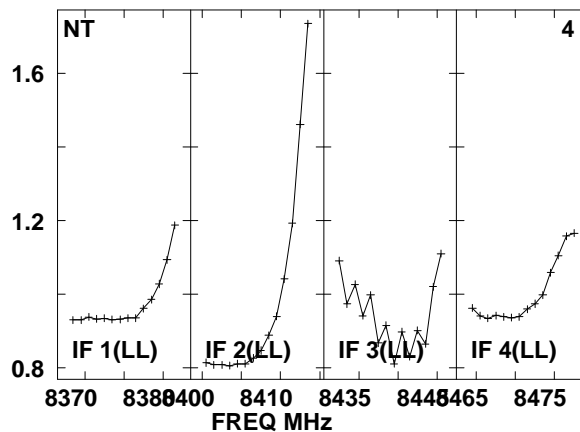
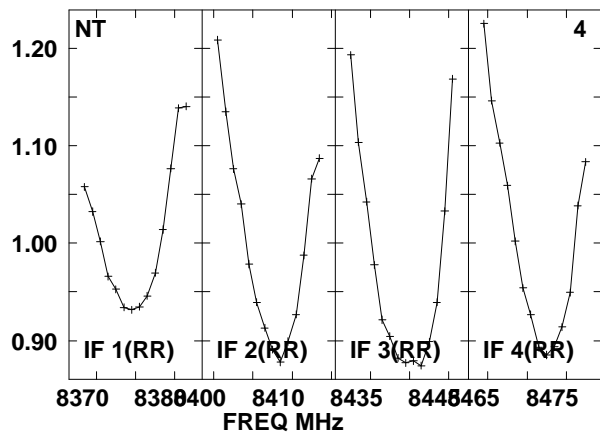
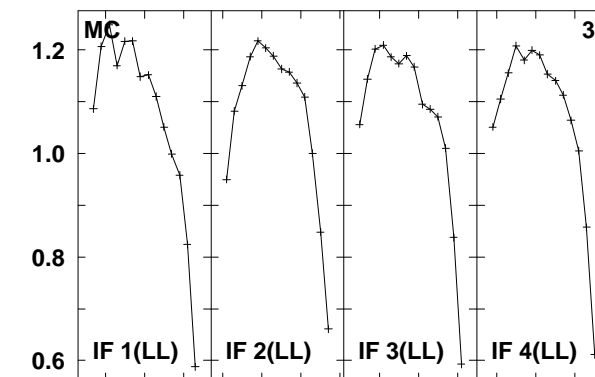
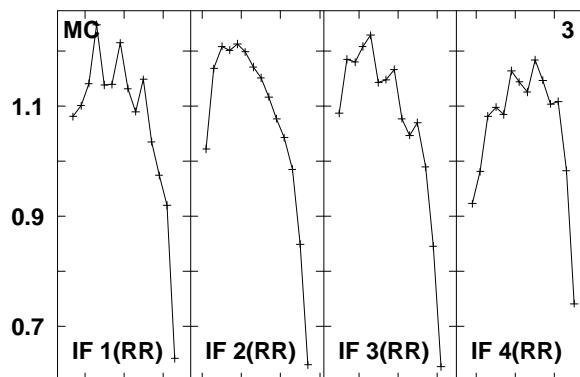
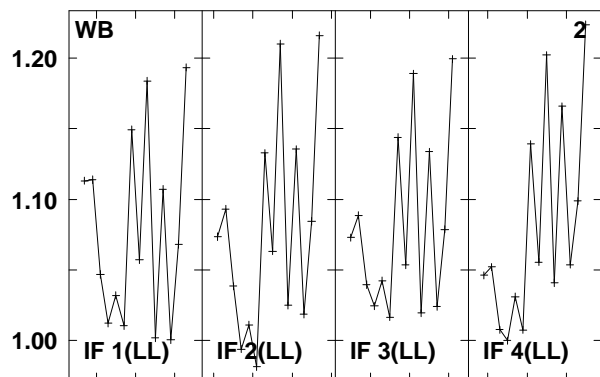
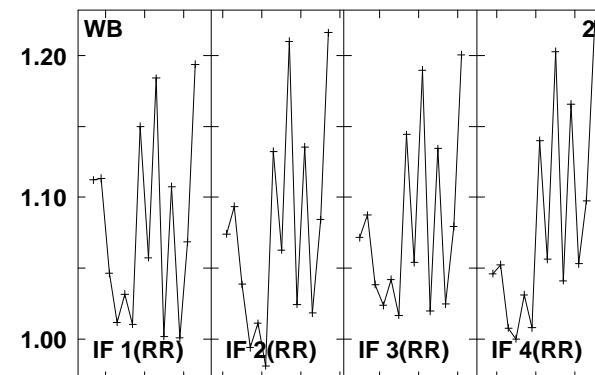
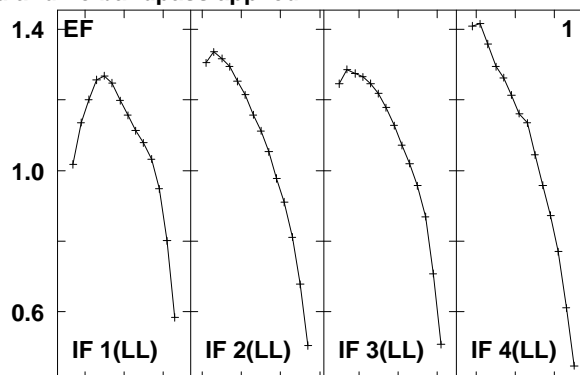
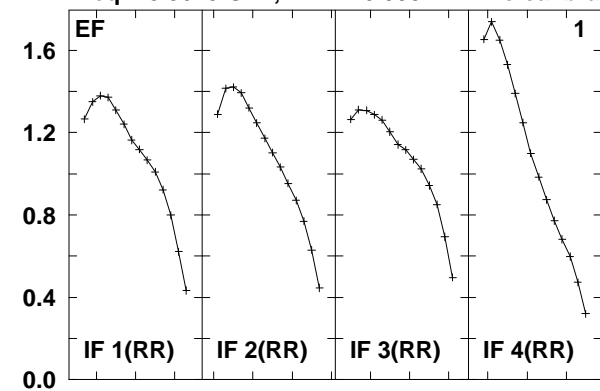


Lower frame: Real Jy
Total-power spectrum Antenna: *
Timerange: 00/10:57:11 to 00/11:00:09

Plot file version 67 created 10-JUN-2010 11:01:24

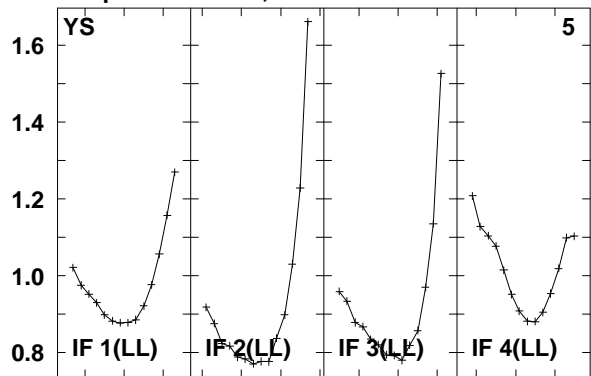
3C454.3 N10X1.UVDATA.1

Freq = 8.3675 GHz, Bw = 16.000 MH No calibration applied and no bandpass applied



Lower frame: Real Jy
Total-power spectrum Antenna: *
Timerange: 00/11:01:11 to 00/11:13:09

Plot file version 68 created 10-JUN-2010 11:01:24
3C454.3 N10X1.UVDATA.1
Freq = 8.3675 GHz, Bw = 16.000 MH No calibration applied and no bandpass applied

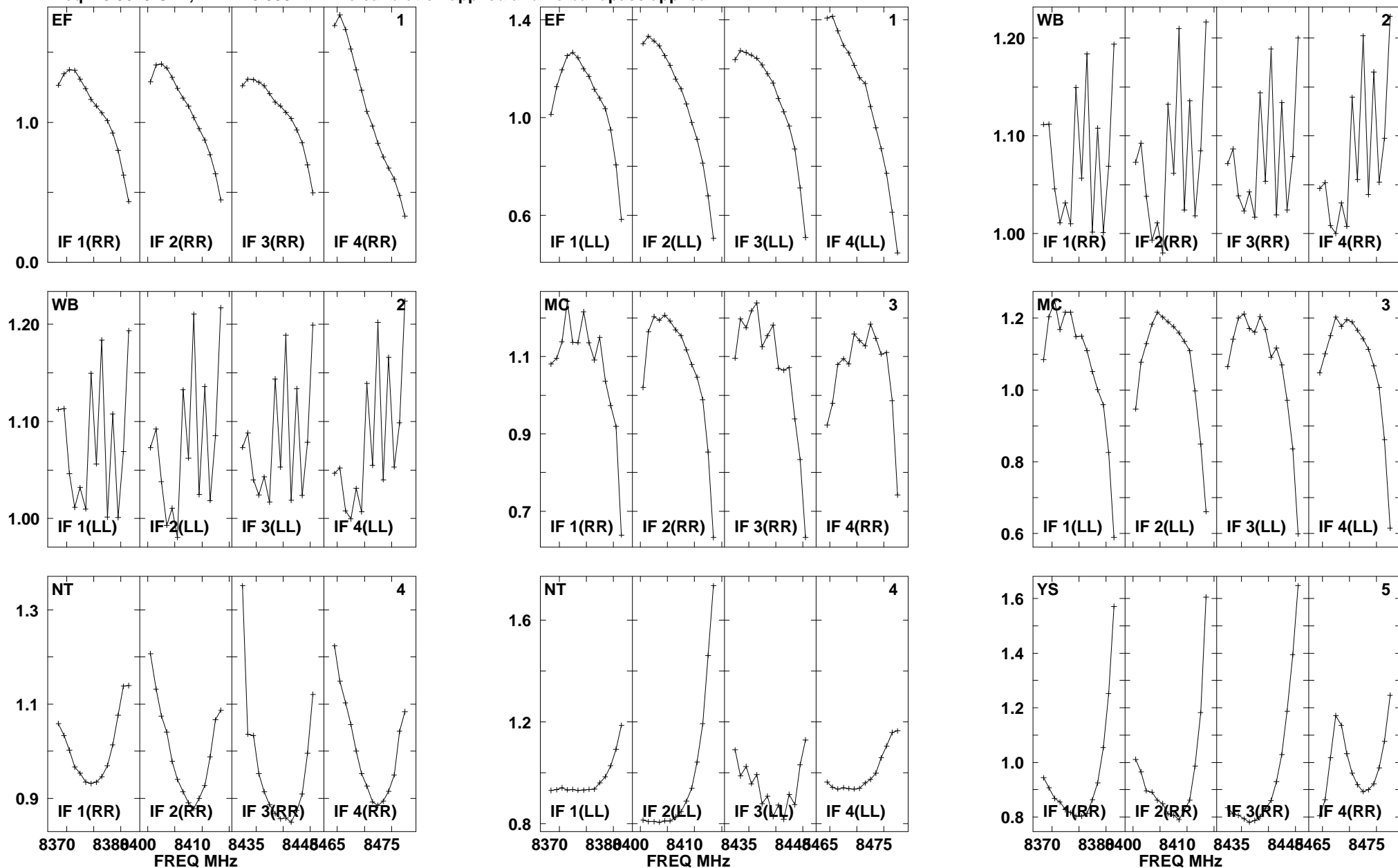


Lower frame: Real Jy
Total-power spectrum Antenna: *
Timerange: 00/11:01:11 to 00/11:13:09

Plot file version 69 created 10-JUN-2010 11:01:24

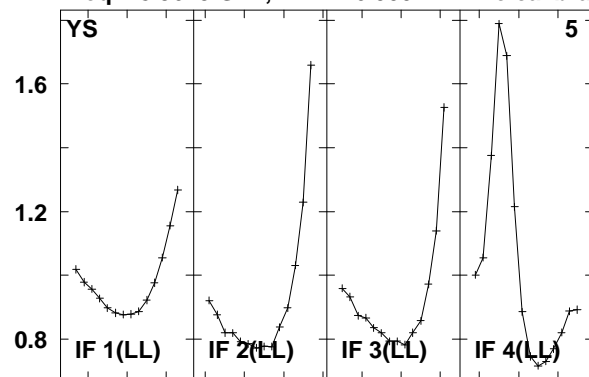
J2253+19 N10X1.UVDATA.1

Freq = 8.3675 GHz, Bw = 16.000 MH No calibration applied and no bandpass applied



Lower frame: Real Jy
Total-power spectrum Antenna: *
Timerange: 00/11:15:11 to 00/11:17:09

Plot file version 70 created 10-JUN-2010 11:01:25
J2253+19 N10X1.UVDATA.1
Freq = 8.3675 GHz, Bw = 16.000 MH No calibration applied and no bandpass applied

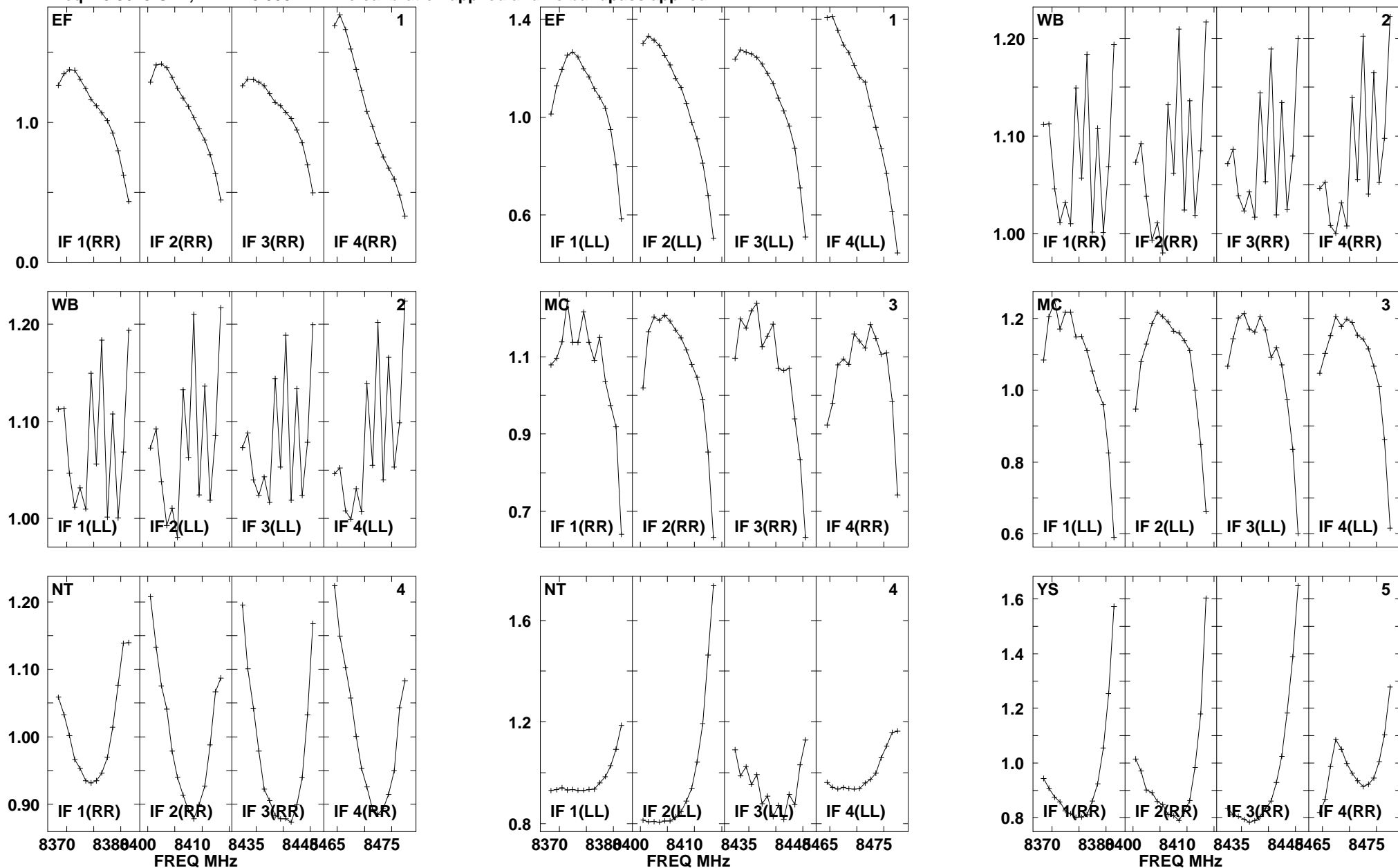


Lower frame: Real Jy
Total-power spectrum Antenna: *
Timerange: 00/11:15:11 to 00/11:17:09

Plot file version 71 created 10-JUN-2010 11:01:25

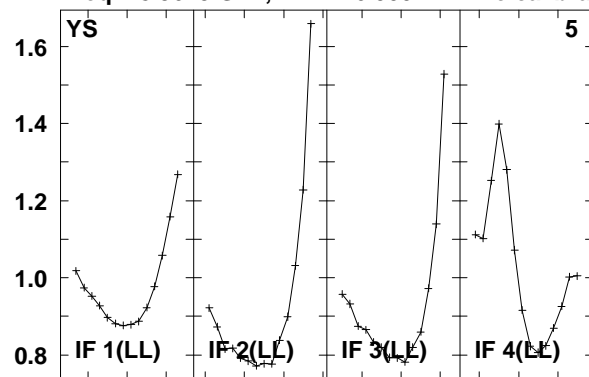
J2249+21 N10X1.UVDATA.1

Freq = 8.3675 GHz, Bw = 16.000 MH No calibration applied and no bandpass applied



Lower frame: Real Jy
Total-power spectrum Antenna: *
Timerange: 00/11:17:31 to 00/11:20:29

Plot file version 72 created 10-JUN-2010 11:01:25
J2249+21 N10X1.UVDATA.1
Freq = 8.3675 GHz, Bw = 16.000 MH No calibration applied and no bandpass applied

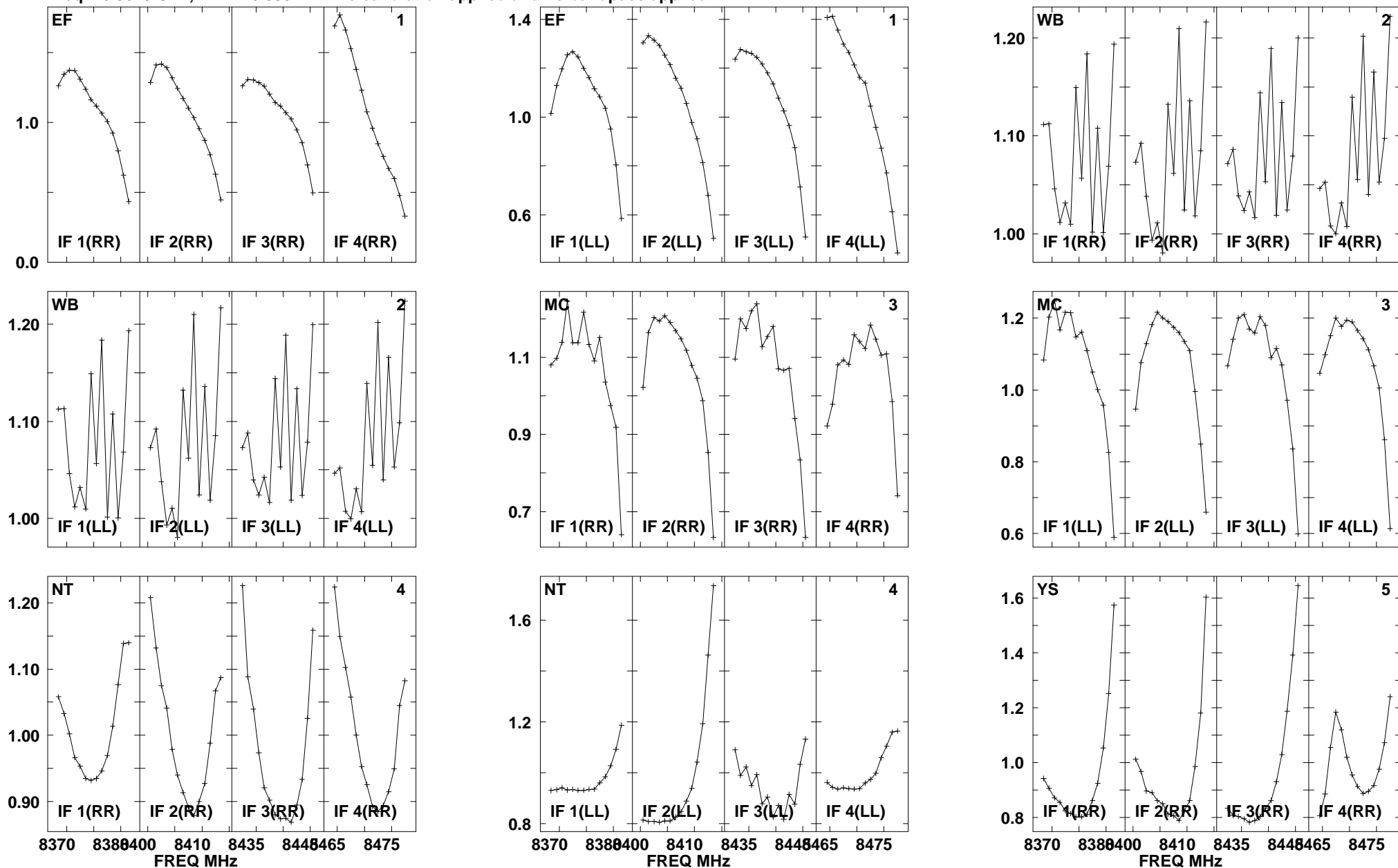


Lower frame: Real Jy
Total-power spectrum Antenna: *
Timerange: 00/11:17:31 to 00/11:20:29

Plot file version 73 created 10-JUN-2010 11:01:25

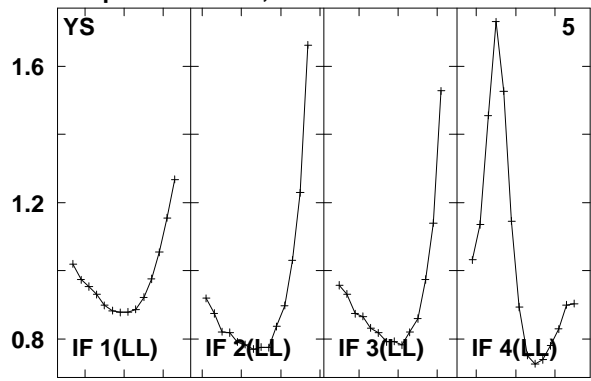
J2253+19 N10X1.UVDATA.1

Freq = 8.3675 GHz, Bw = 16.000 MH No calibration applied and no bandpass applied



Lower frame: Real Jy
Total-power spectrum Antenna: *
Timerange: 00/11:21:01 to 00/11:22:59

Plot file version 74 created 10-JUN-2010 11:01:25
J2253+19 N10X1.UVDATA.1
Freq = 8.3675 GHz, Bw = 16.000 MH No calibration applied and no bandpass applied

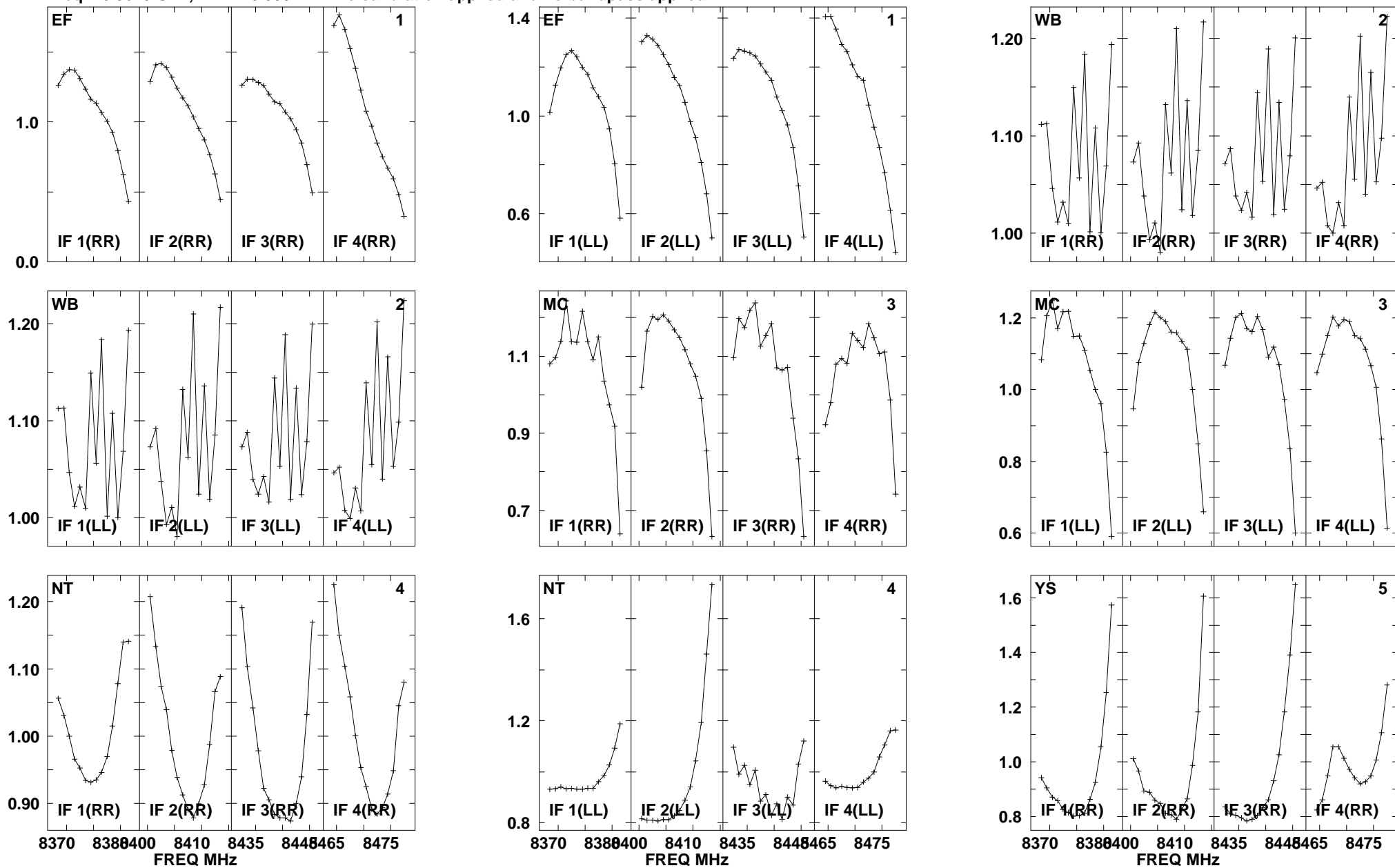


Lower frame: Real Jy
Total-power spectrum Antenna: *
Timerange: 00/11:21:01 to 00/11:22:59

Plot file version 75 created 10-JUN-2010 11:01:25

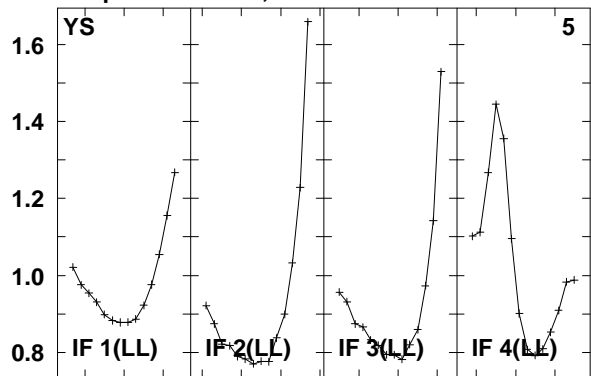
J2249+21 N10X1.UVDATA.1

Freq = 8.3675 GHz, Bw = 16.000 MH No calibration applied and no bandpass applied



Lower frame: Real Jy
Total-power spectrum Antenna: *
Timerange: 00/11:23:21 to 00/11:26:19

Plot file version 76 created 10-JUN-2010 11:01:25
J2249+21 N10X1.UVDATA.1
Freq = 8.3675 GHz, Bw = 16.000 MH No calibration applied and no bandpass applied

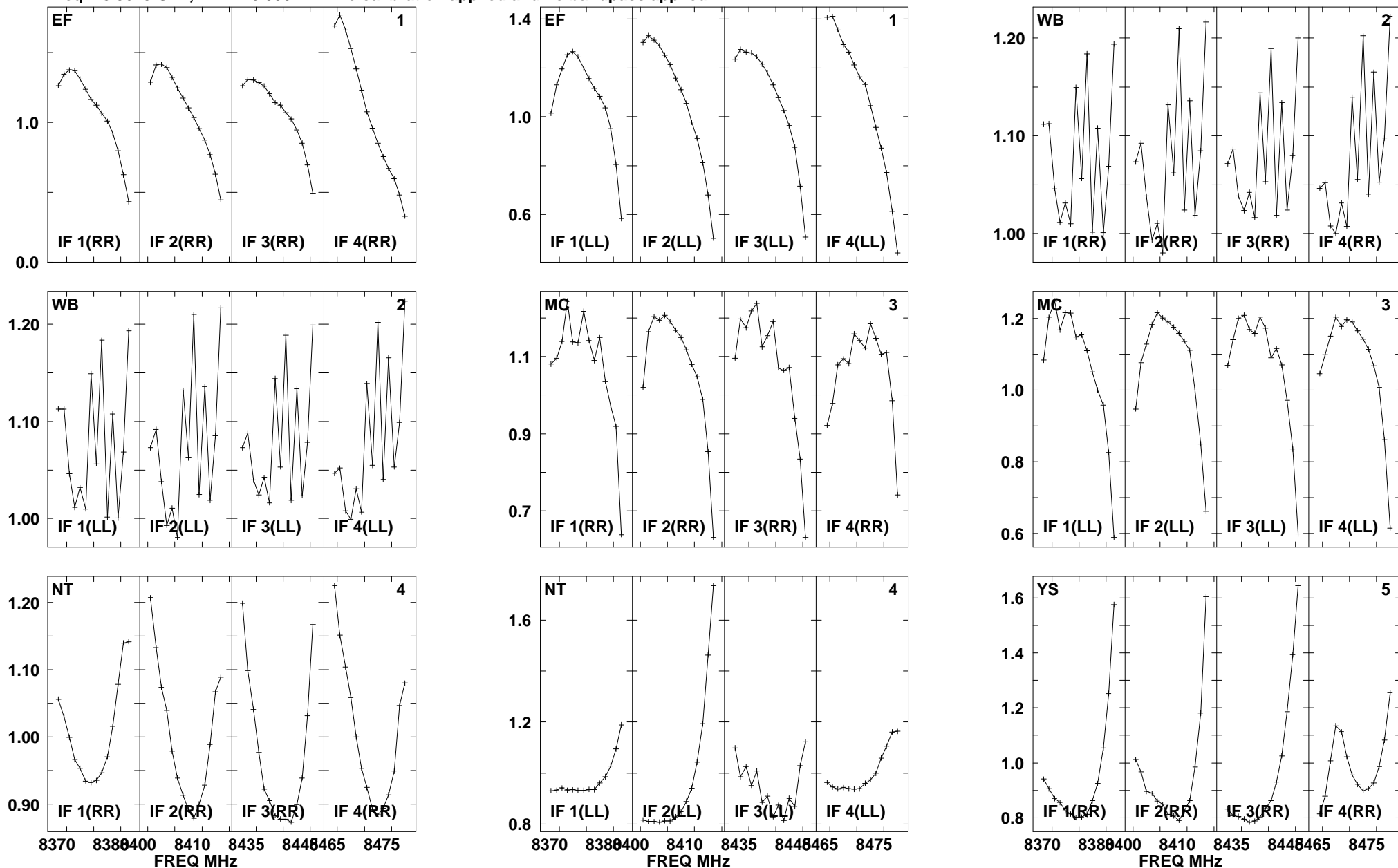


Lower frame: Real Jy
Total-power spectrum Antenna: *
Timerange: 00/11:23:21 to 00/11:26:19

Plot file version 77 created 10-JUN-2010 11:01:25

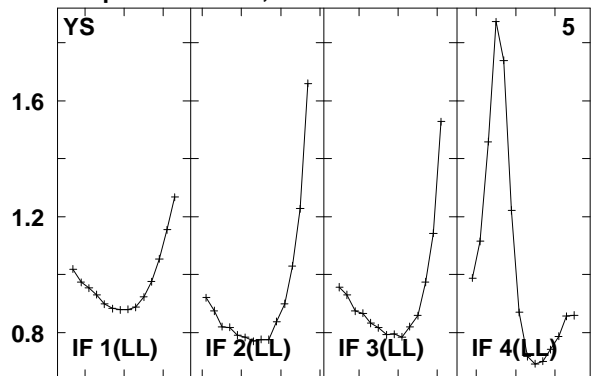
J2253+19 N10X1.UVDATA.1

Freq = 8.3675 GHz, Bw = 16.000 MH No calibration applied and no bandpass applied



Lower frame: Real Jy
Total-power spectrum Antenna: *
Timerange: 00/11:26:41 to 00/11:28:39

Plot file version 78 created 10-JUN-2010 11:01:25
J2253+19 N10X1.UVDATA.1
Freq = 8.3675 GHz, Bw = 16.000 MH No calibration applied and no bandpass applied

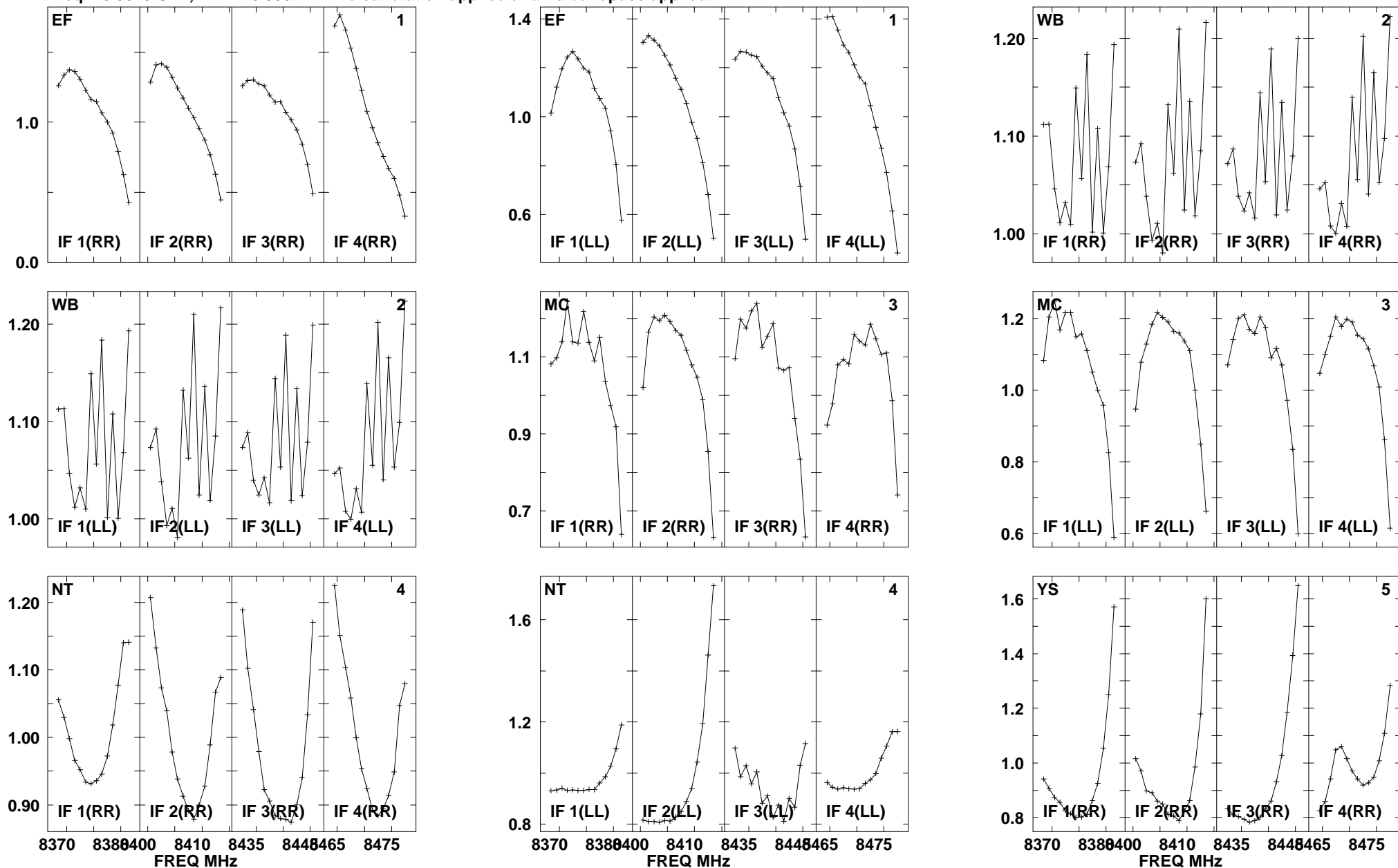


Lower frame: Real Jy
Total-power spectrum Antenna: *
Timerange: 00/11:26:41 to 00/11:28:39

Plot file version 79 created 10-JUN-2010 11:01:25

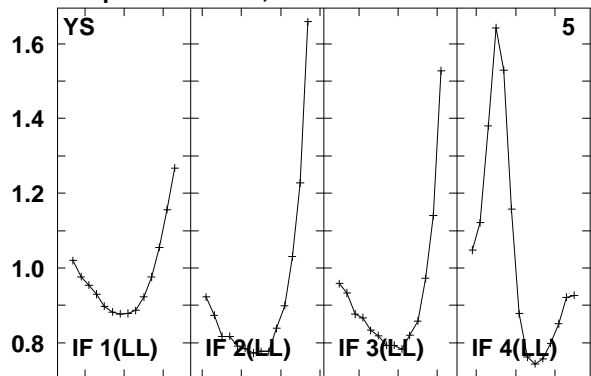
J2249+21 N10X1.UVDATA.1

Freq = 8.3675 GHz, Bw = 16.000 MH No calibration applied and no bandpass applied



Lower frame: Real Jy
Total-power spectrum Antenna: *
Timerange: 00/11:29:01 to 00/11:31:59

Plot file version 80 created 10-JUN-2010 11:01:25
J2249+21 N10X1.UVDATA.1
Freq = 8.3675 GHz, Bw = 16.000 MH No calibration applied and no bandpass applied

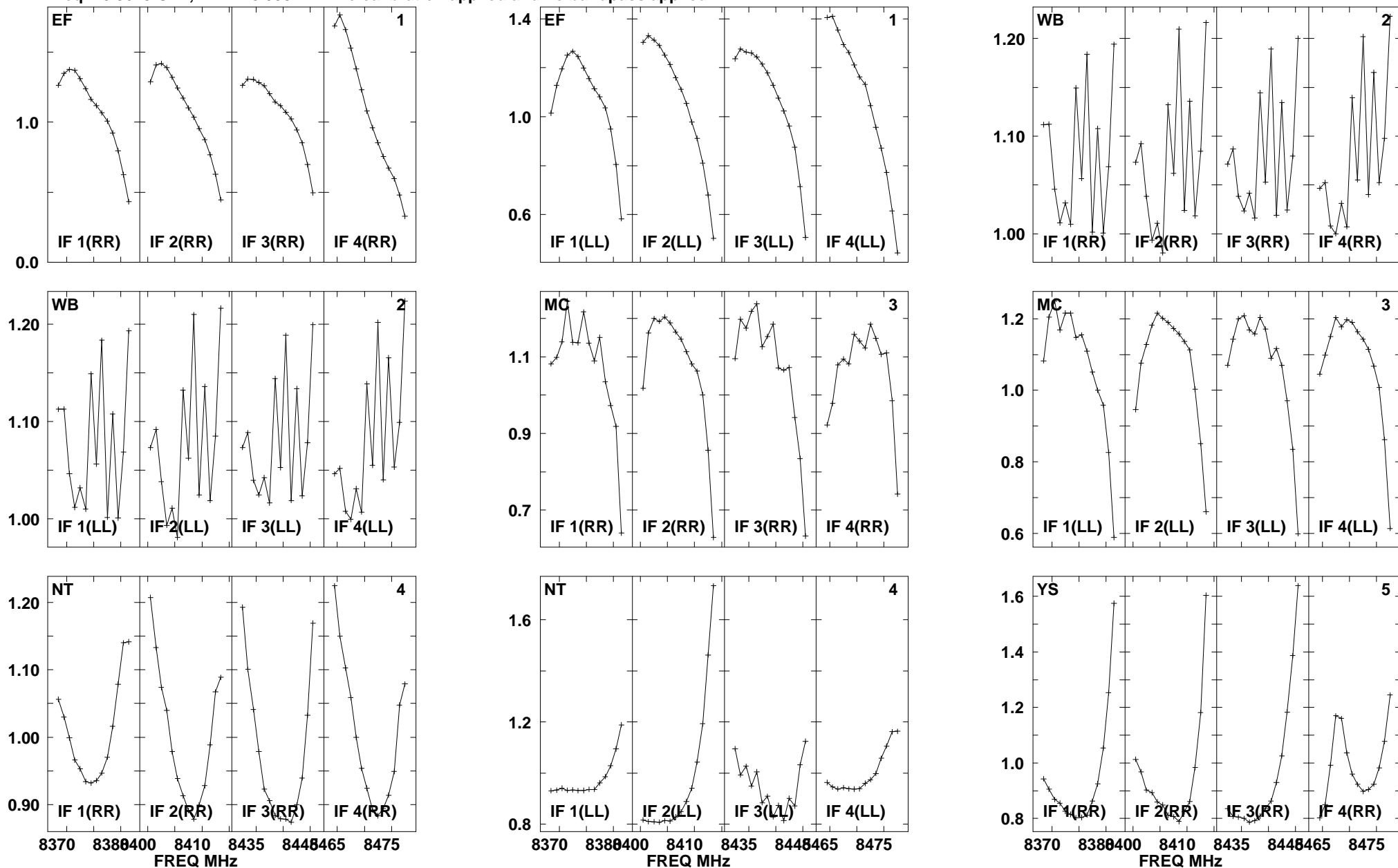


Lower frame: Real Jy
Total-power spectrum Antenna: *
Timerange: 00/11:29:01 to 00/11:31:59

Plot file version 81 created 10-JUN-2010 11:01:25

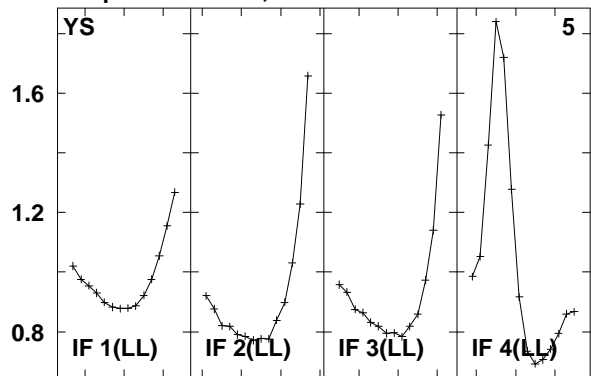
J2253+19 N10X1.UVDATA.1

Freq = 8.3675 GHz, Bw = 16.000 MH No calibration applied and no bandpass applied



Lower frame: Real Jy
Total-power spectrum Antenna: *
Timerange: 00/11:32:31 to 00/11:34:29

Plot file version 82 created 10-JUN-2010 11:01:26
J2253+19 N10X1.UVDATA.1
Freq = 8.3675 GHz, Bw = 16.000 MH No calibration applied and no bandpass applied

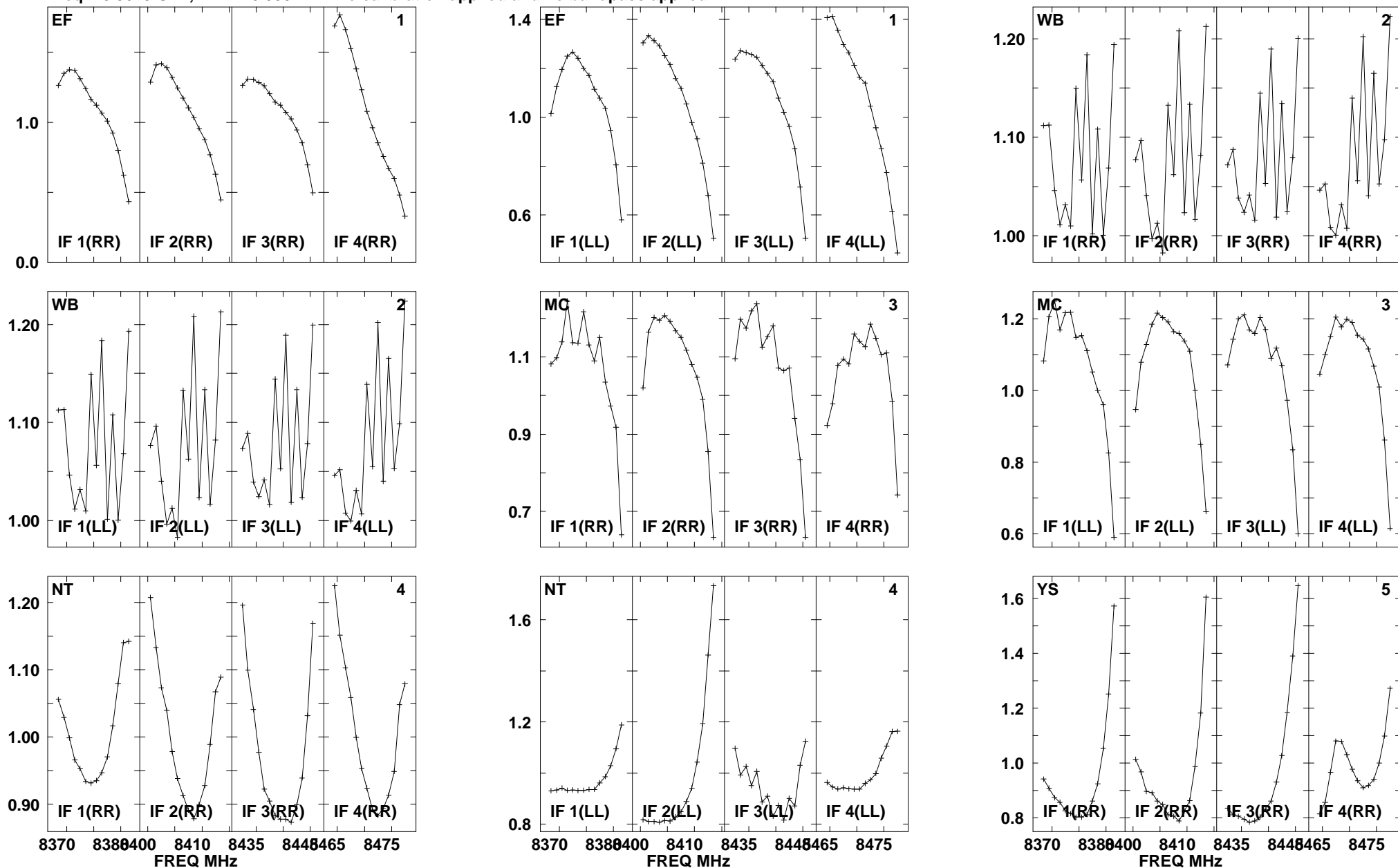


Lower frame: Real Jy
Total-power spectrum Antenna: *
Timerange: 00/11:32:31 to 00/11:34:29

Plot file version 83 created 10-JUN-2010 11:01:26

J2249+21 N10X1.UVDATA.1

Freq = 8.3675 GHz, Bw = 16.000 MH No calibration applied and no bandpass applied

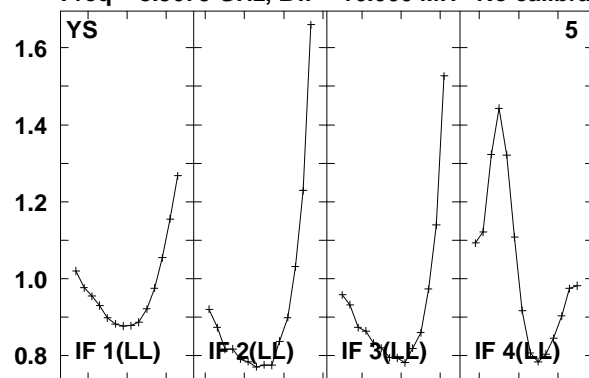


Lower frame: Real Jy
Total-power spectrum Antenna: *
Timerange: 00/11:34:51 to 00/11:37:49

Plot file version 84 created 10-JUN-2010 11:01:26

J2249+21 N10X1.UVDATA.1

Freq = 8.3675 GHz, Bw = 16.000 MH No calibration applied and no bandpass applied

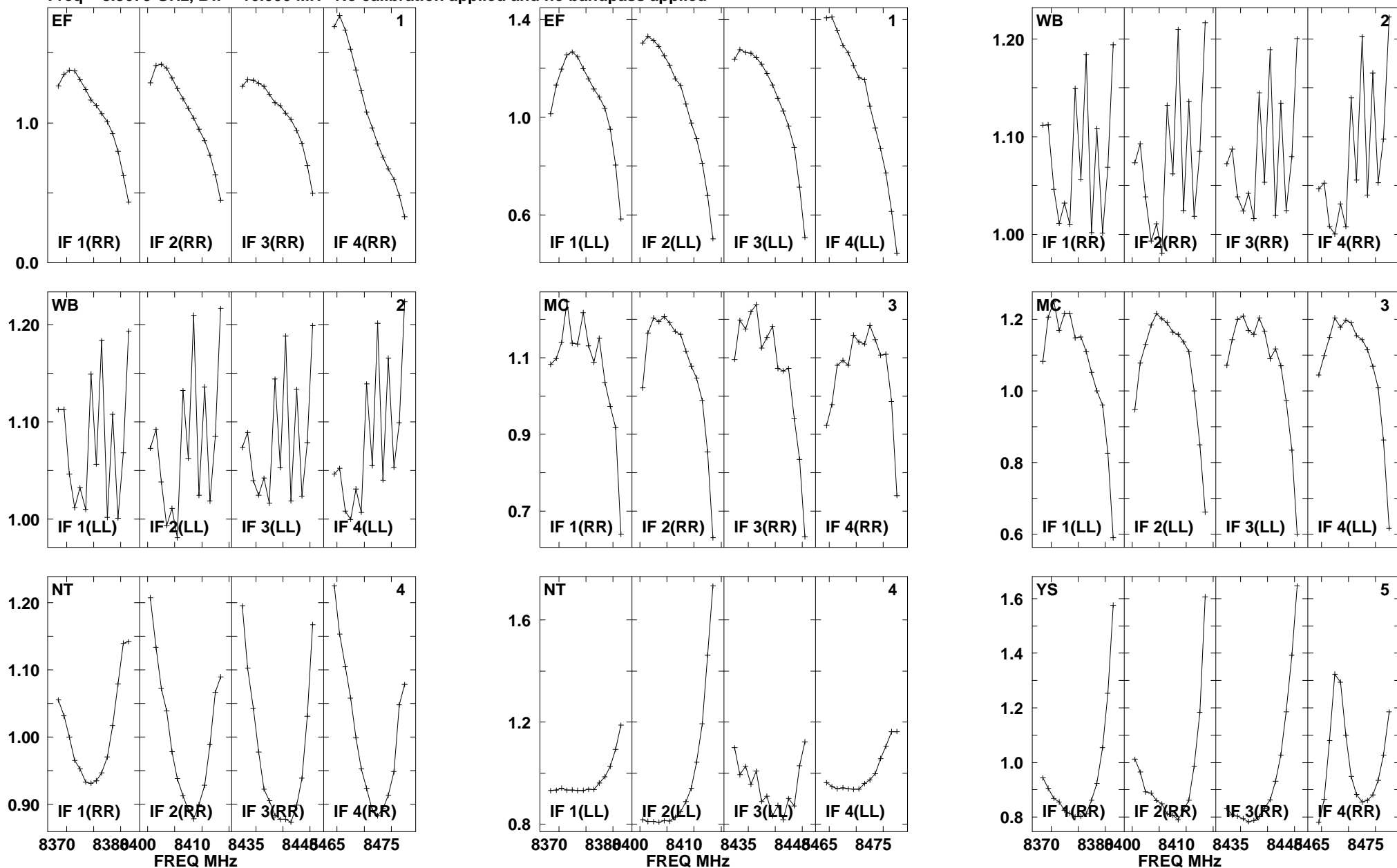


Lower frame: Real Jy
Total-power spectrum Antenna: *
Timerange: 00/11:34:51 to 00/11:37:49

Plot file version 85 created 10-JUN-2010 11:01:26

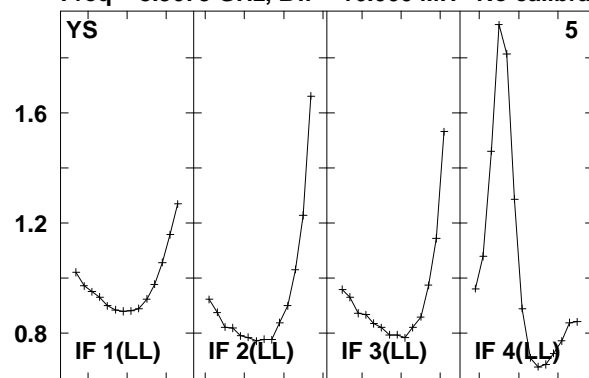
J2253+19 N10X1.UVDATA.1

Freq = 8.3675 GHz, Bw = 16.000 MH No calibration applied and no bandpass applied



Lower frame: Real Jy
Total-power spectrum Antenna: *
Timerange: 00/11:38:11 to 00/11:40:09

Plot file version 86 created 10-JUN-2010 11:01:26
J2253+19 N10X1.UVDATA.1
Freq = 8.3675 GHz, Bw = 16.000 MH No calibration applied and no bandpass applied

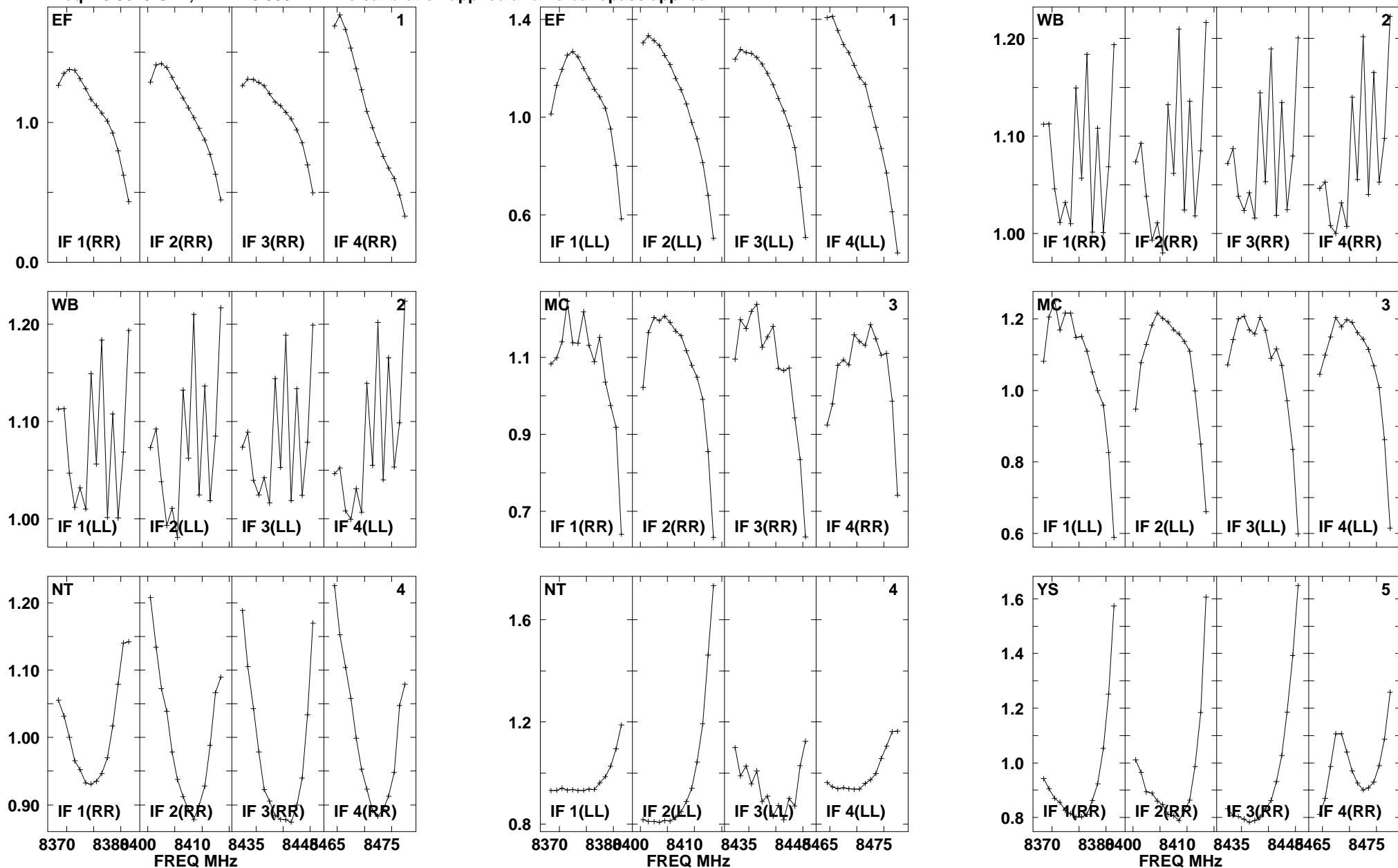


Lower frame: Real Jy
Total-power spectrum Antenna: *
Timerange: 00/11:38:11 to 00/11:40:09

Plot file version 87 created 10-JUN-2010 11:01:26

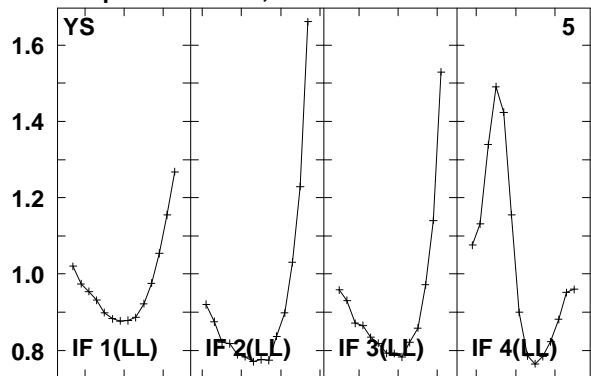
J2249+21 N10X1.UVDATA.1

Freq = 8.3675 GHz, Bw = 16.000 MH No calibration applied and no bandpass applied



Lower frame: Real Jy
Total-power spectrum Antenna: *
Timerange: 00/11:40:31 to 00/11:43:29

Plot file version 88 created 10-JUN-2010 11:01:26
J2249+21 N10X1.UVDATA.1
Freq = 8.3675 GHz, Bw = 16.000 MH No calibration applied and no bandpass applied

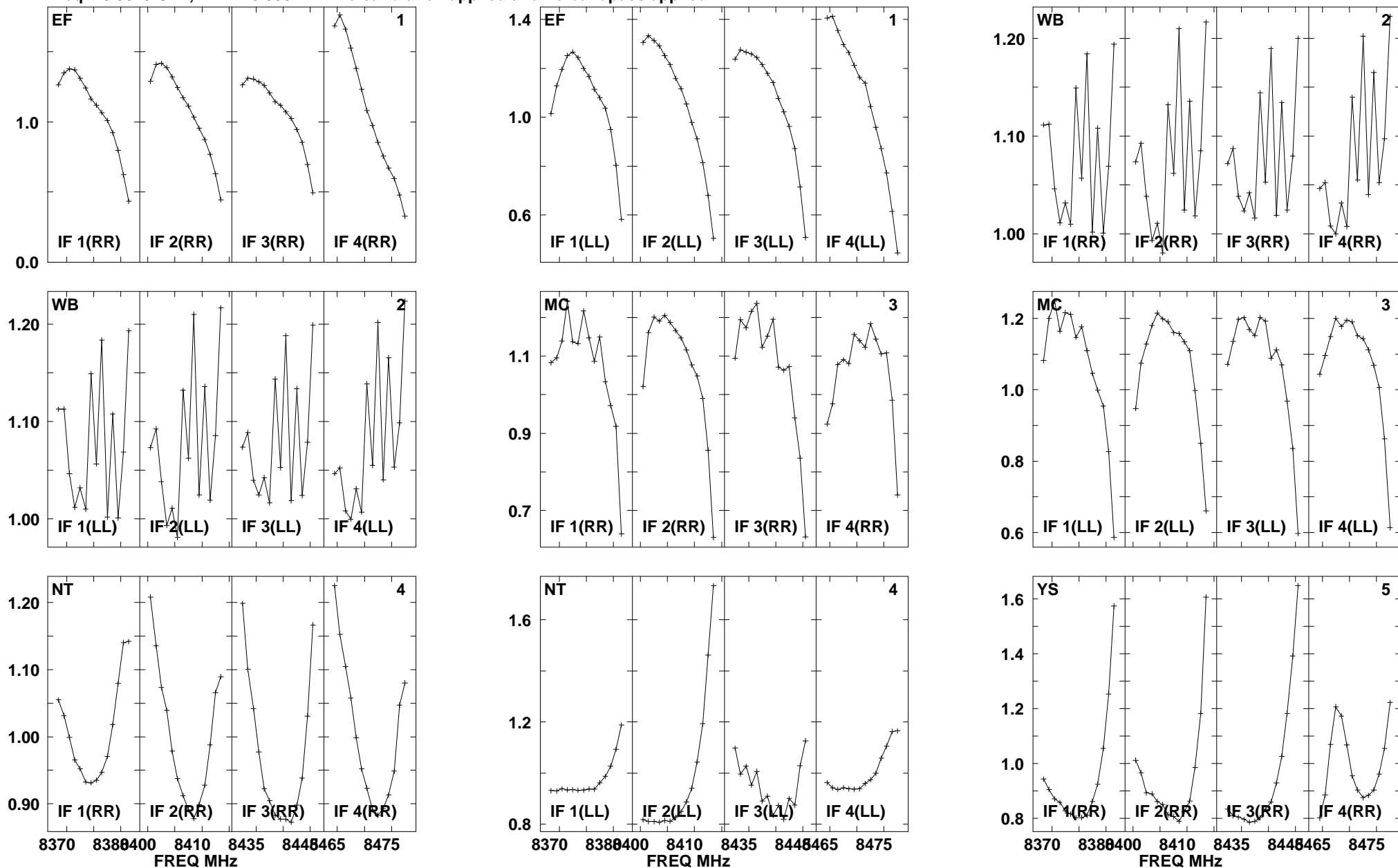


Lower frame: Real Jy
Total-power spectrum Antenna: *
Timerange: 00/11:40:31 to 00/11:43:29

Plot file version 89 created 10-JUN-2010 11:01:26

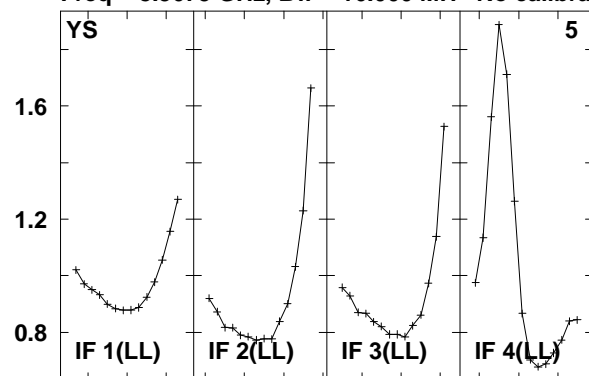
J2253+19 N10X1.UVDATA.1

Freq = 8.3675 GHz, Bw = 16.000 MH No calibration applied and no bandpass applied



Lower frame: Real Jy
Total-power spectrum Antenna: *
Timerange: 00/11:44:01 to 00/11:45:59

Plot file version 90 created 10-JUN-2010 11:01:26
J2253+19 N10X1.UVDATA.1
Freq = 8.3675 GHz, Bw = 16.000 MH No calibration applied and no bandpass applied

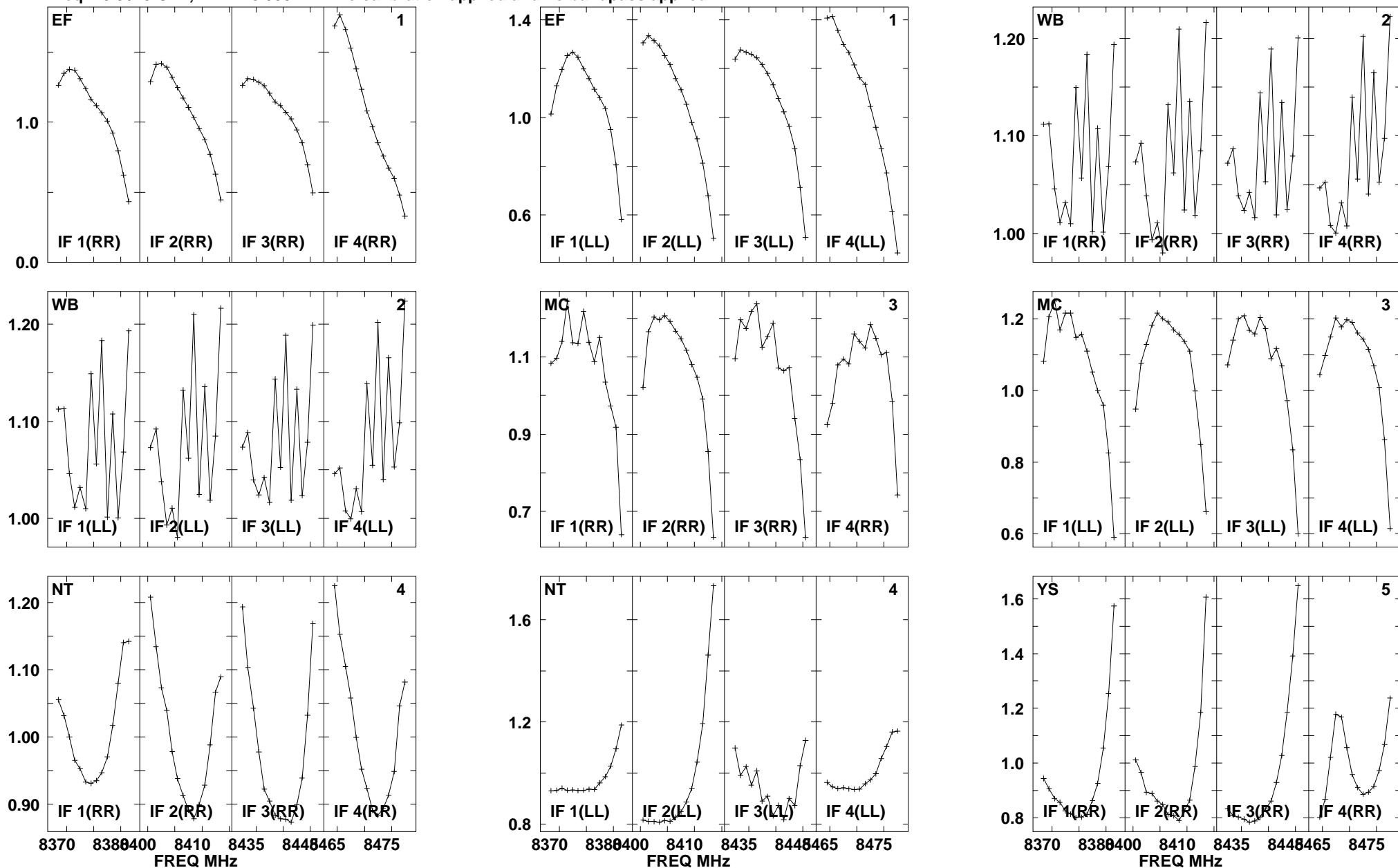


Lower frame: Real Jy
Total-power spectrum Antenna: *
Timerange: 00/11:44:01 to 00/11:45:59

Plot file version 91 created 10-JUN-2010 11:01:26

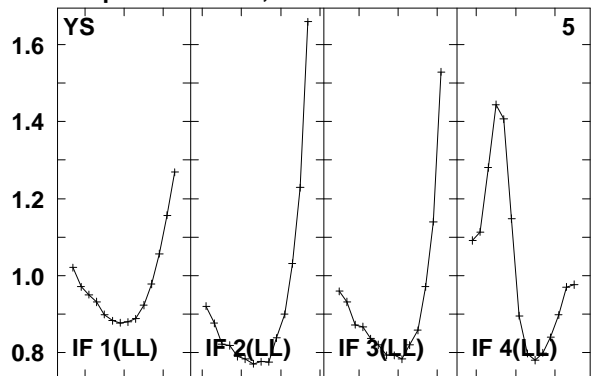
J2249+21 N10X1.UVDATA.1

Freq = 8.3675 GHz, Bw = 16.000 MH No calibration applied and no bandpass applied



Lower frame: Real Jy
Total-power spectrum Antenna: *
Timerange: 00/11:46:21 to 00/11:49:17

Plot file version 92 created 10-JUN-2010 11:01:26
J2249+21 N10X1.UVDATA.1
Freq = 8.3675 GHz, Bw = 16.000 MH No calibration applied and no bandpass applied

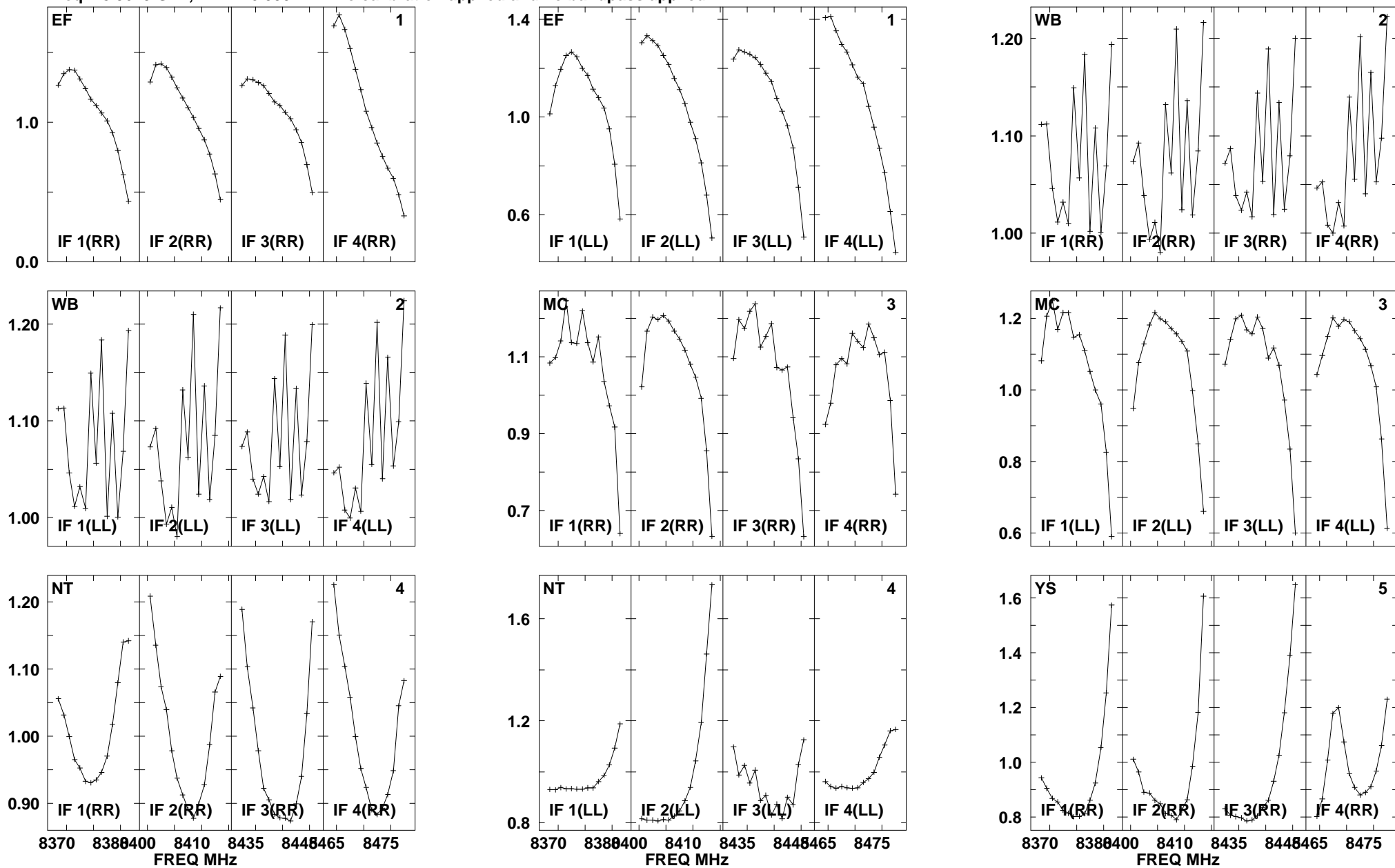


Lower frame: Real Jy
Total-power spectrum Antenna: *
Timerange: 00/11:46:21 to 00/11:49:17

Plot file version 93 created 10-JUN-2010 11:01:26

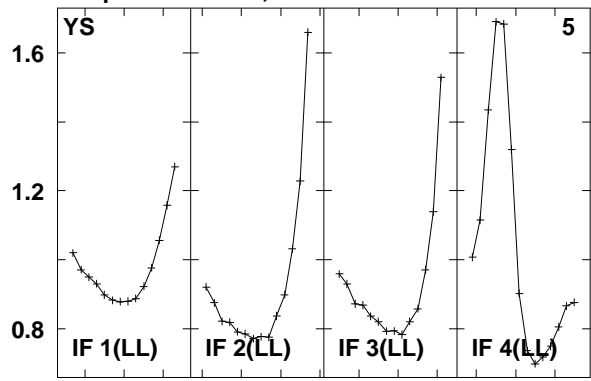
J2253+19 N10X1.UVDATA.1

Freq = 8.3675 GHz, Bw = 16.000 MH No calibration applied and no bandpass applied



Lower frame: Real Jy
Total-power spectrum Antenna: *
Timerange: 00/11:49:41 to 00/11:51:39

Plot file version 94 created 10-JUN-2010 11:01:26
J2253+19 N10X1.UVDATA.1
Freq = 8.3675 GHz, Bw = 16.000 MH No calibration applied and no bandpass applied

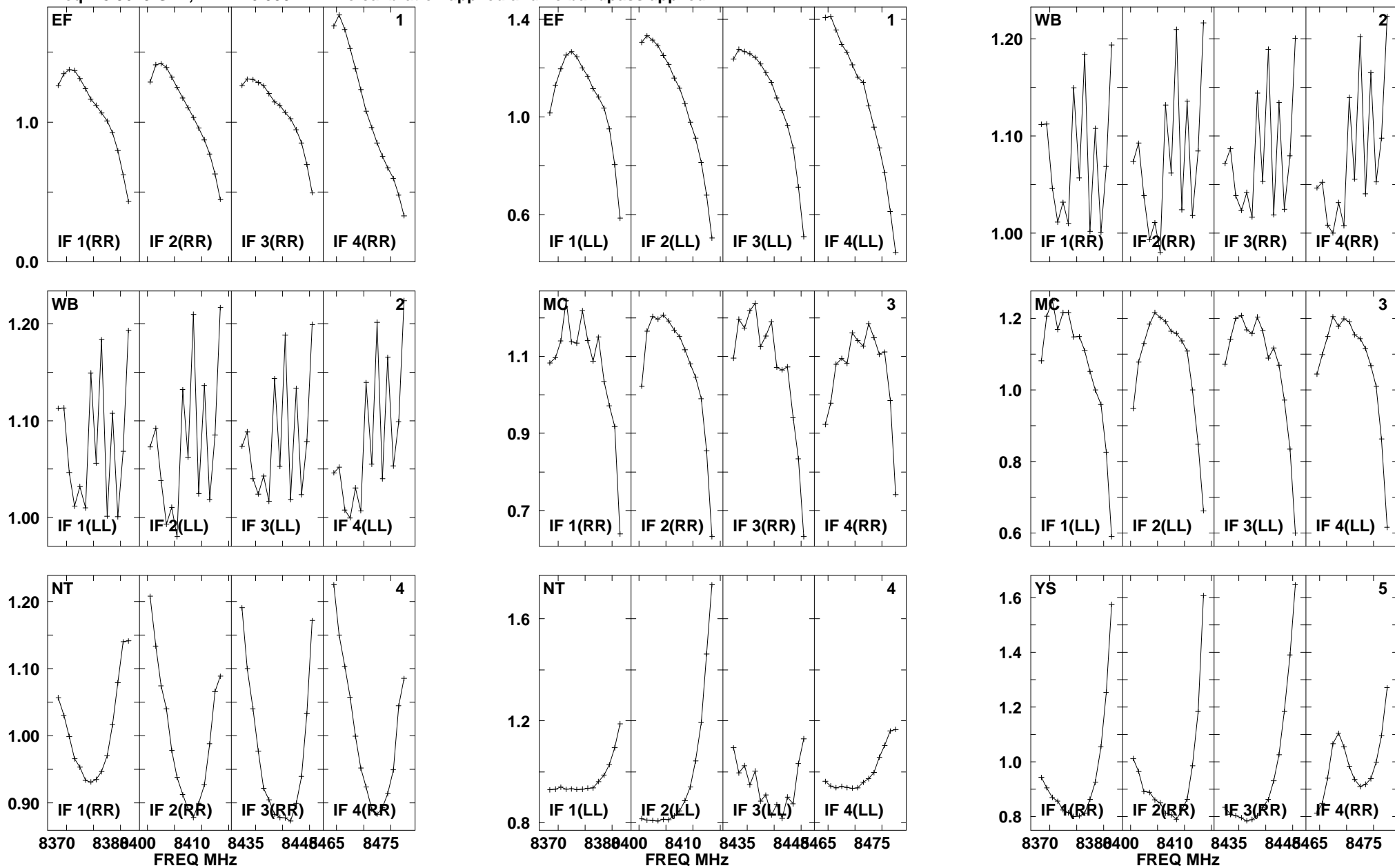


Lower frame: Real Jy
Total-power spectrum Antenna: *
Timerange: 00/11:49:41 to 00/11:51:39

Plot file version 95 created 10-JUN-2010 11:01:27

J2249+21 N10X1.UVDATA.1

Freq = 8.3675 GHz, Bw = 16.000 MH No calibration applied and no bandpass applied

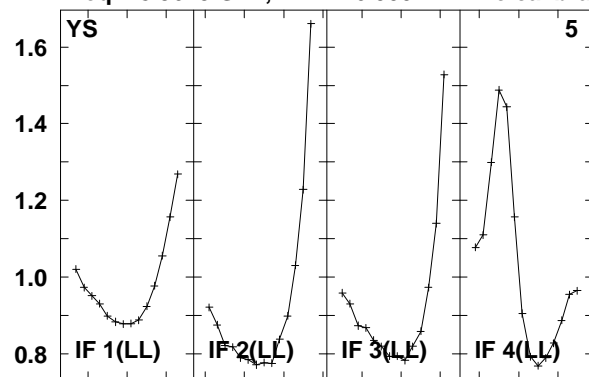


Lower frame: Real Jy
Total-power spectrum Antenna: *
Timerange: 00/11:52:01 to 00/11:54:59

Plot file version 96 created 10-JUN-2010 11:01:27

J2249+21 N10X1.UVDATA.1

Freq = 8.3675 GHz, Bw = 16.000 MH No calibration applied and no bandpass applied

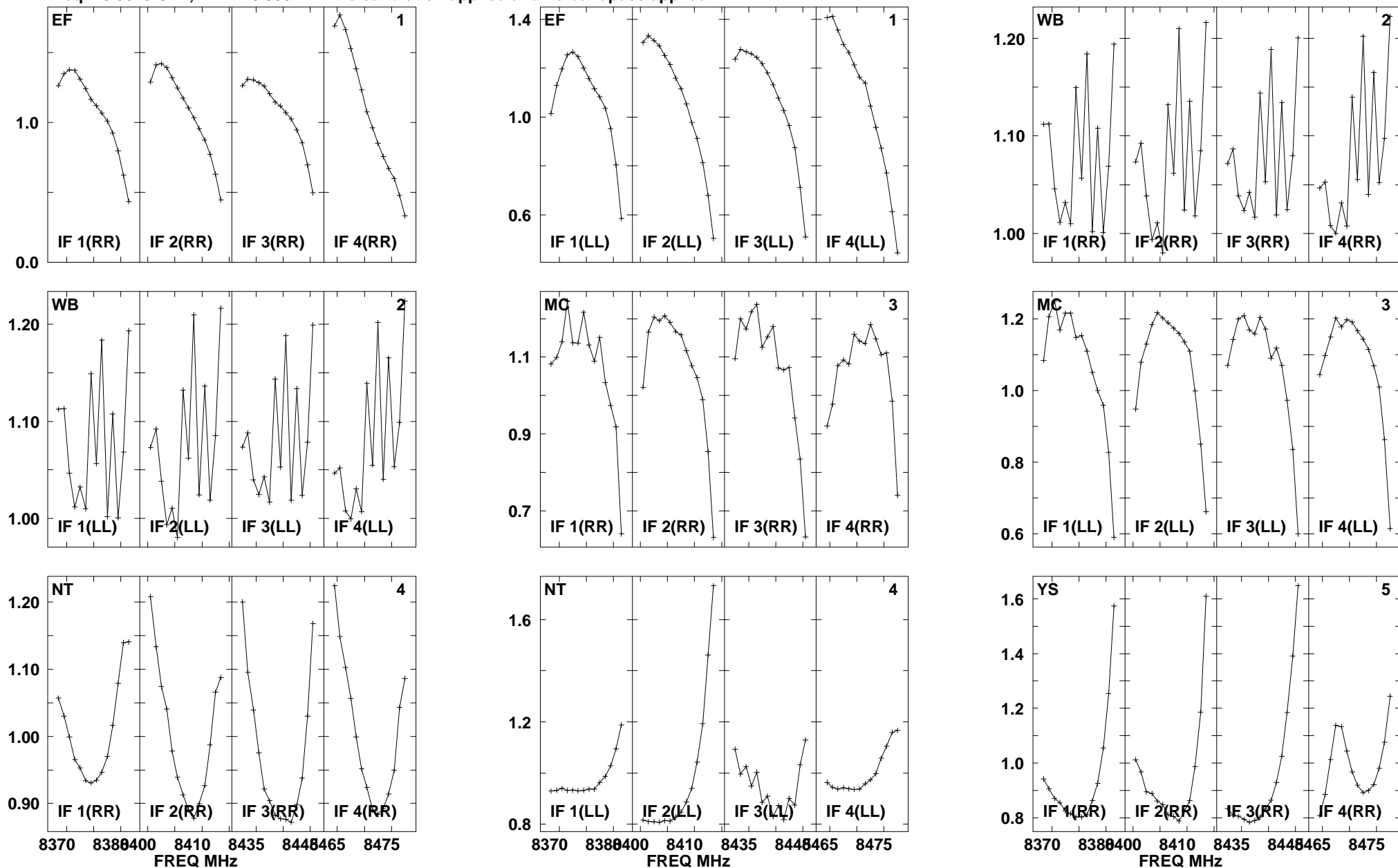


Lower frame: Real Jy
Total-power spectrum Antenna: *
Timerange: 00/11:52:01 to 00/11:54:59

Plot file version 97 created 10-JUN-2010 11:01:27

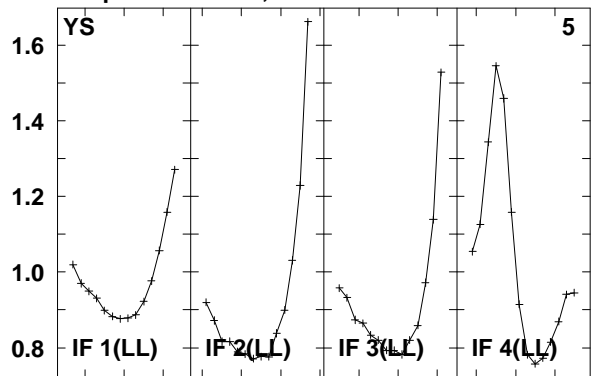
J2253+19 N10X1.UVDATA.1

Freq = 8.3675 GHz, Bw = 16.000 MH No calibration applied and no bandpass applied



Lower frame: Real Jy
Total-power spectrum Antenna: *
Timerange: 00/11:55:31 to 00/11:57:29

Plot file version 98 created 10-JUN-2010 11:01:27
J2253+19 N10X1.UVDATA.1
Freq = 8.3675 GHz, Bw = 16.000 MH No calibration applied and no bandpass applied

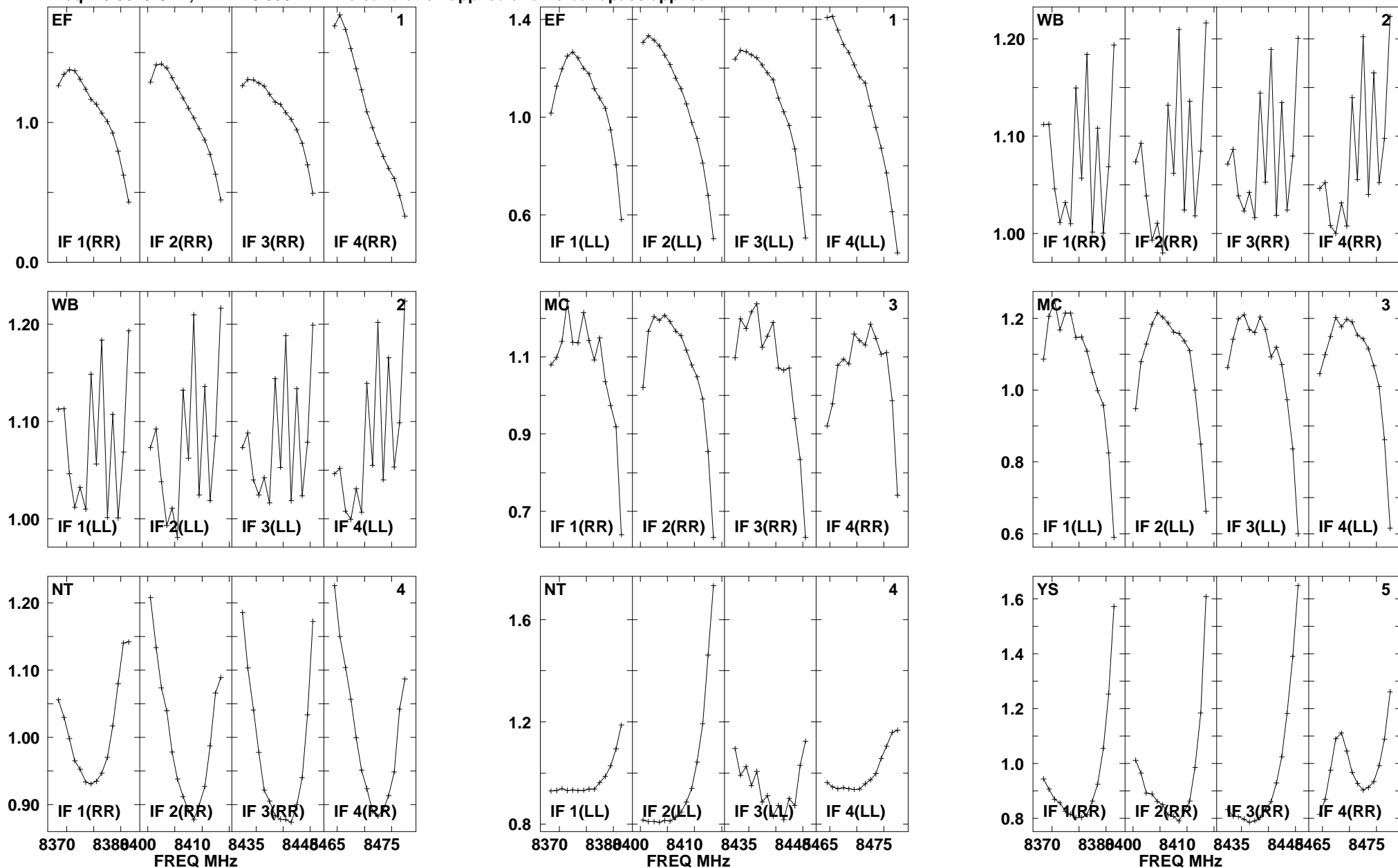


Lower frame: Real Jy
Total-power spectrum Antenna: *
Timerange: 00/11:55:31 to 00/11:57:29

Plot file version 99 created 10-JUN-2010 11:01:27

J2249+21 N10X1.UVDATA.1

Freq = 8.3675 GHz, Bw = 16.000 MH No calibration applied and no bandpass applied

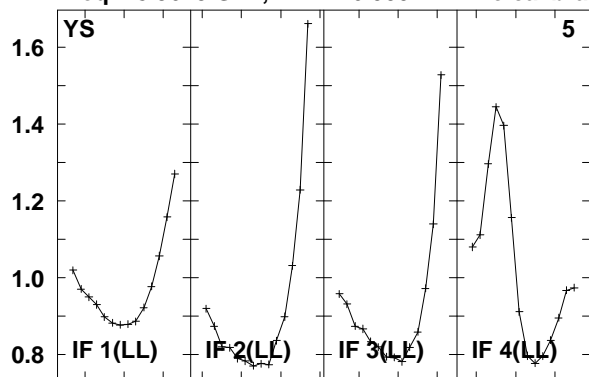


Lower frame: Real Jy
Total-power spectrum Antenna: *
Timerange: 00/11:57:51 to 00/12:00:49

Plot file version 100 created 10-JUN-2010 11:01:27

J2249+21 N10X1.UVDATA.1

Freq = 8.3675 GHz, Bw = 16.000 MH No calibration applied and no bandpass applied

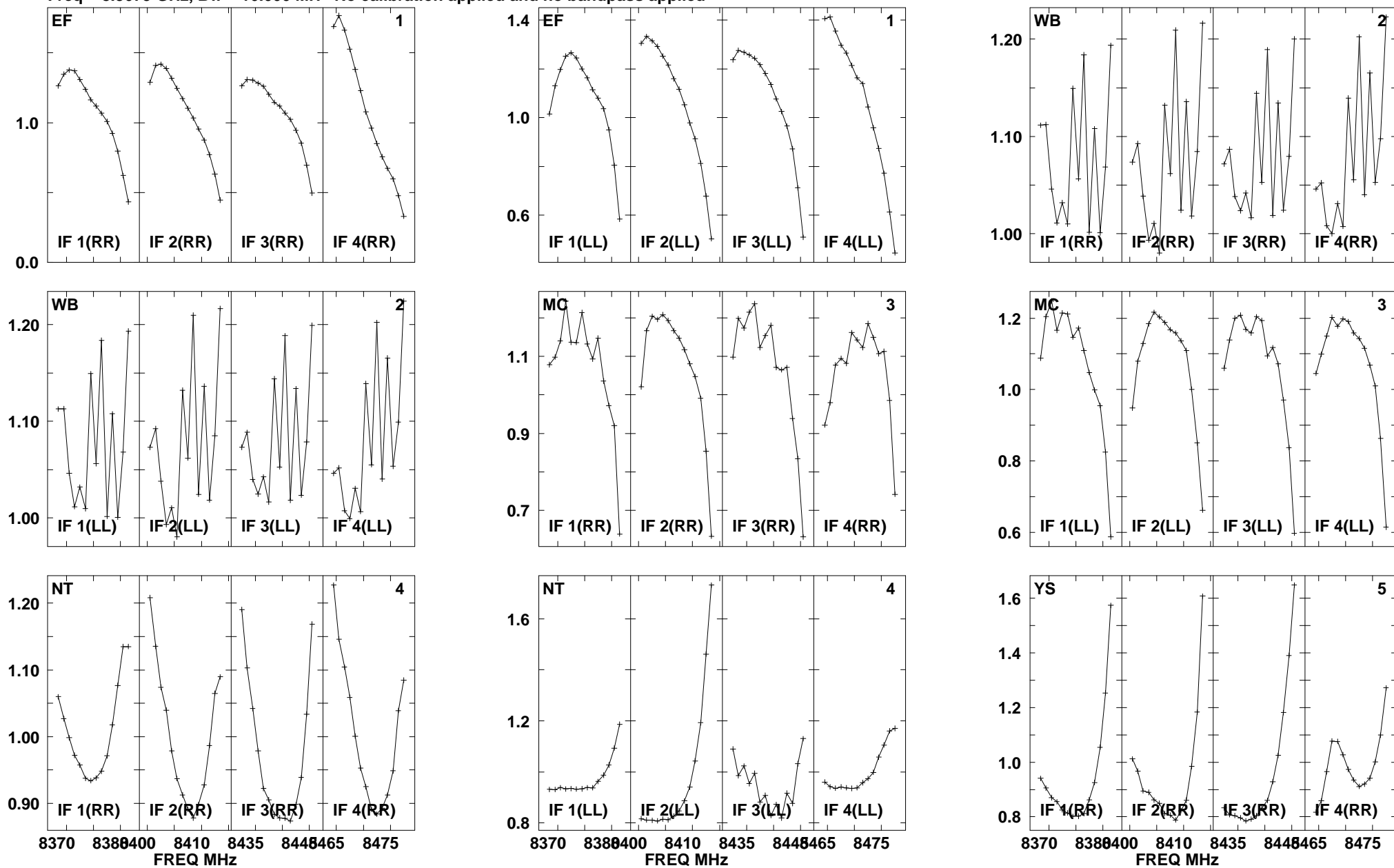


Lower frame: Real Jy
Total-power spectrum Antenna: *
Timerange: 00/11:57:51 to 00/12:00:49

Plot file version 101 created 10-JUN-2010 11:01:27

J2253+19 N10X1.UVDATA.1

Freq = 8.3675 GHz, Bw = 16.000 MH No calibration applied and no bandpass applied

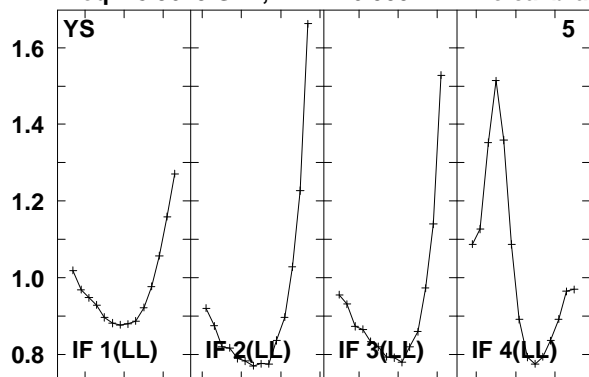


Lower frame: Real Jy
Total-power spectrum Antenna: *
Timerange: 00/12:01:11 to 00/12:03:09

Plot file version 102 created 10-JUN-2010 11:01:27

J2253+19 N10X1.UVDATA.1

Freq = 8.3675 GHz, Bw = 16.000 MH No calibration applied and no bandpass applied

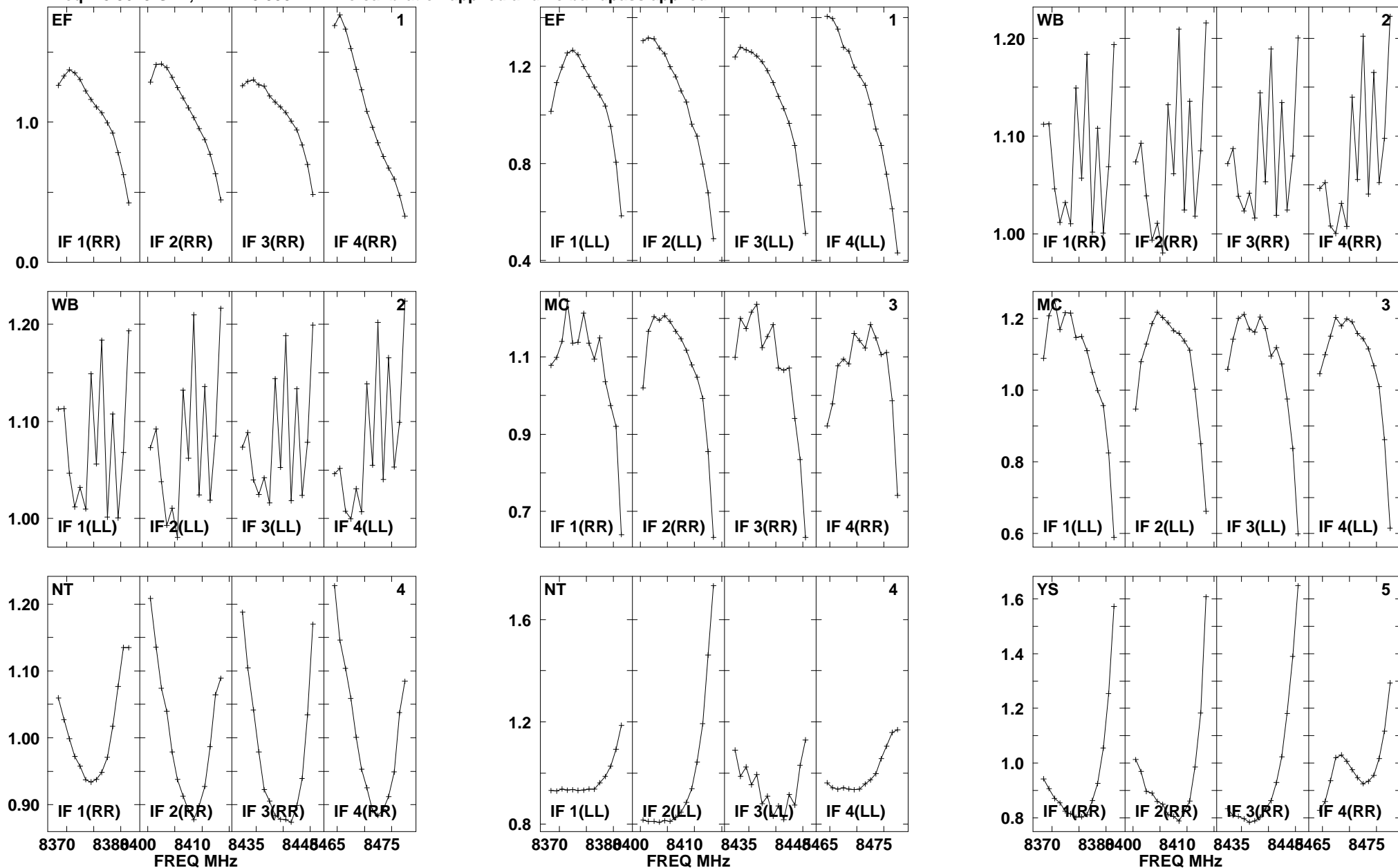


Lower frame: Real Jy
Total-power spectrum Antenna: *
Timerange: 00/12:01:11 to 00/12:03:09

Plot file version 103 created 10-JUN-2010 11:01:27

J2249+21 N10X1.UVDATA.1

Freq = 8.3675 GHz, Bw = 16.000 MH No calibration applied and no bandpass applied

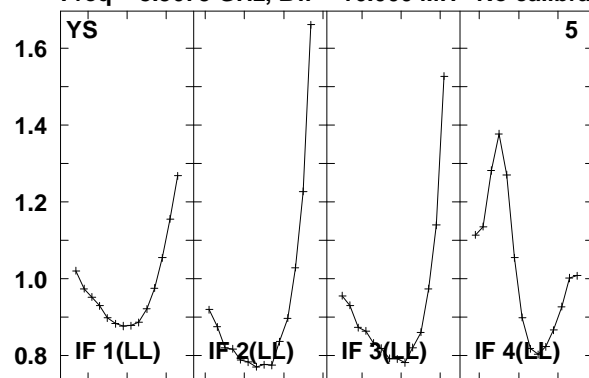


Lower frame: Real Jy
Total-power spectrum Antenna: *
Timerange: 00/12:03:31 to 00/12:06:29

Plot file version 104 created 10-JUN-2010 11:01:27

J2249+21 N10X1.UVDATA.1

Freq = 8.3675 GHz, Bw = 16.000 MH No calibration applied and no bandpass applied

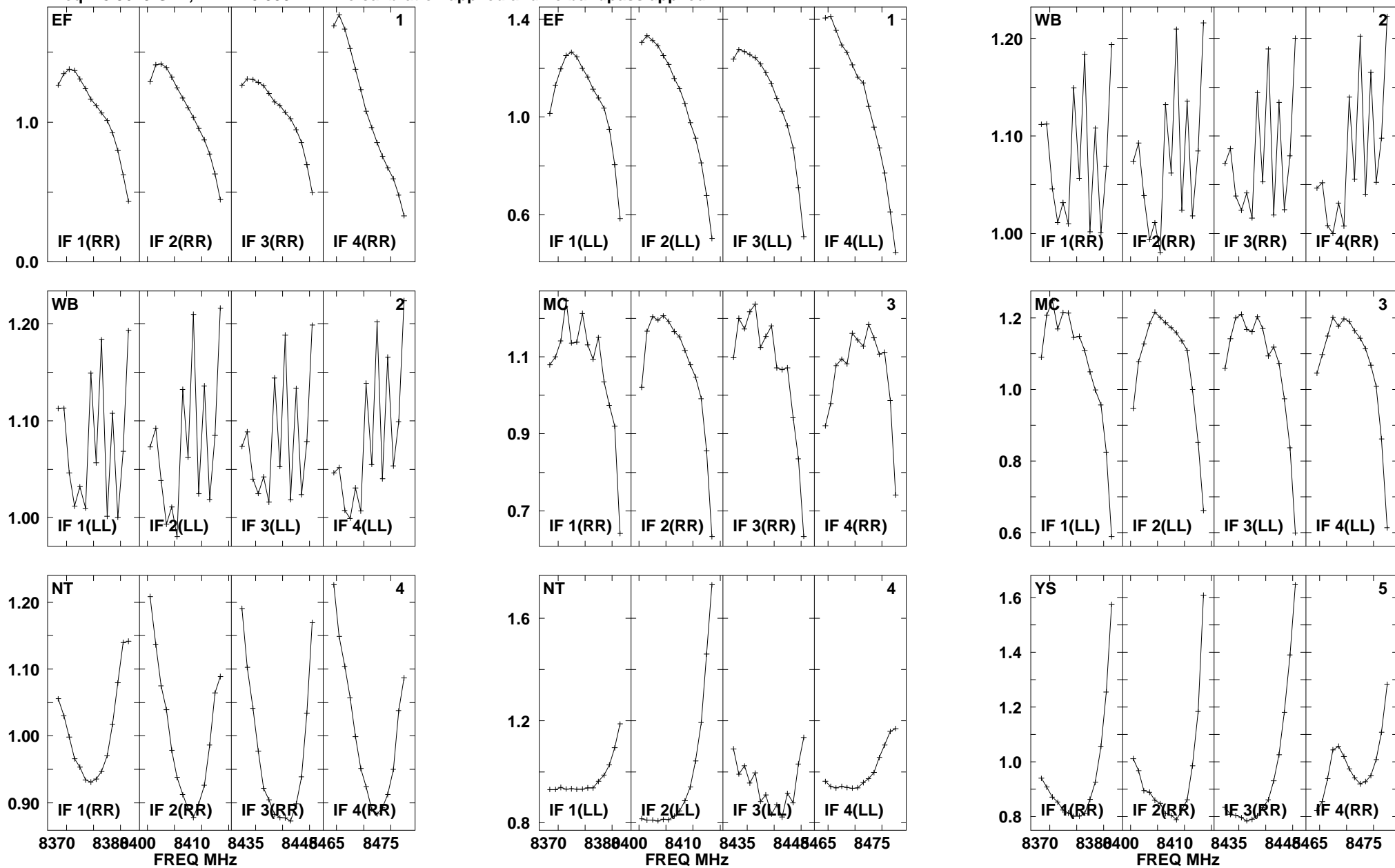


Lower frame: Real Jy
Total-power spectrum Antenna: *
Timerange: 00/12:03:31 to 00/12:06:29

Plot file version 105 created 10-JUN-2010 11:01:27

J2253+19 N10X1.UVDATA.1

Freq = 8.3675 GHz, Bw = 16.000 MH No calibration applied and no bandpass applied

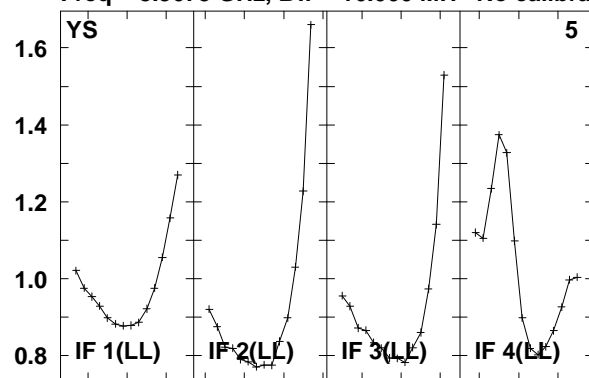


Lower frame: Real Jy
Total-power spectrum Antenna: *
Timerange: 00/12:07:01 to 00/12:08:59

Plot file version 106 created 10-JUN-2010 11:01:27

J2253+19 N10X1.UVDATA.1

Freq = 8.3675 GHz, Bw = 16.000 MH No calibration applied and no bandpass applied

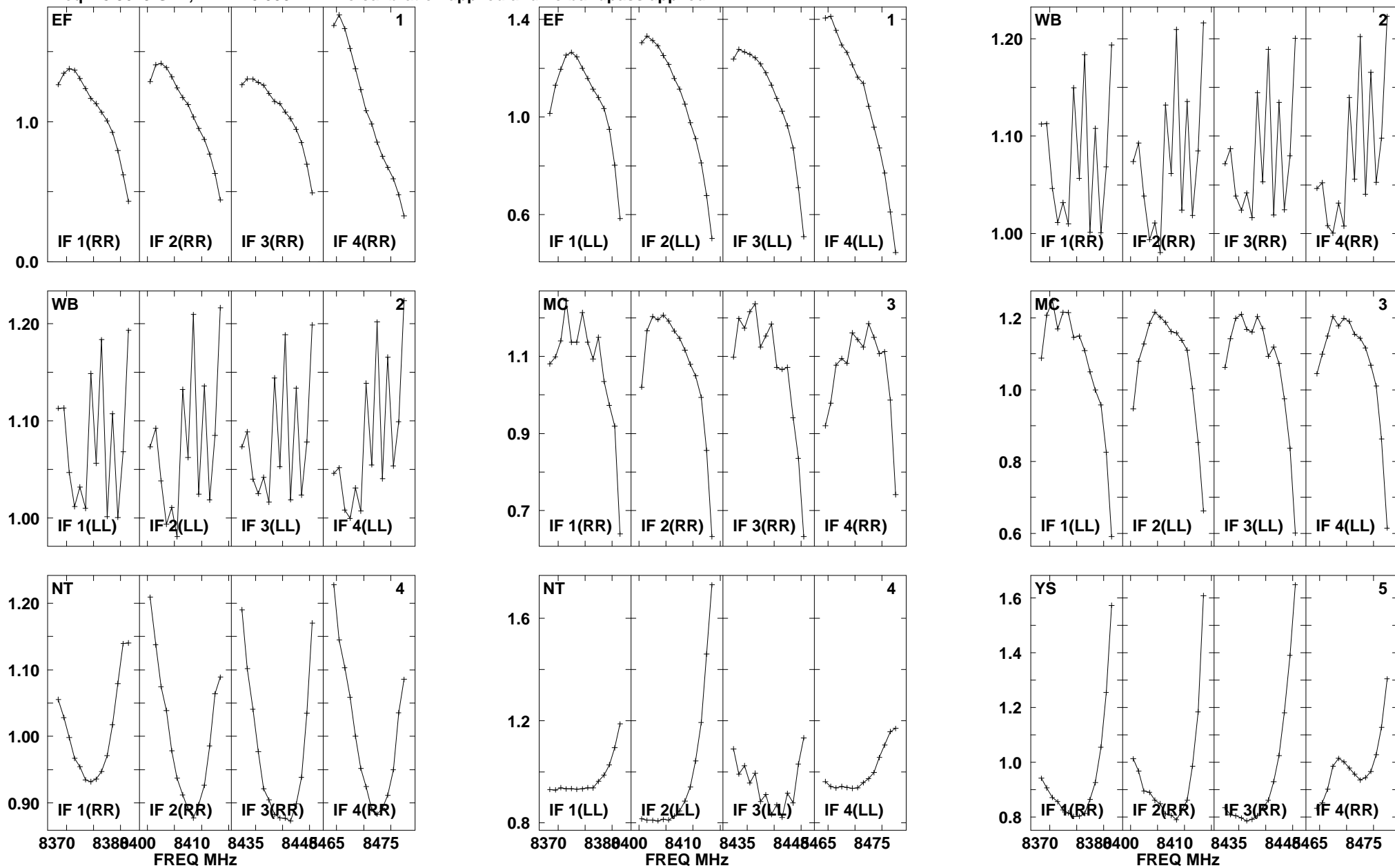


Lower frame: Real Jy
Total-power spectrum Antenna: *
Timerange: 00/12:07:01 to 00/12:08:59

Plot file version 107 created 10-JUN-2010 11:01:27

J2249+21 N10X1.UVDATA.1

Freq = 8.3675 GHz, Bw = 16.000 MH No calibration applied and no bandpass applied

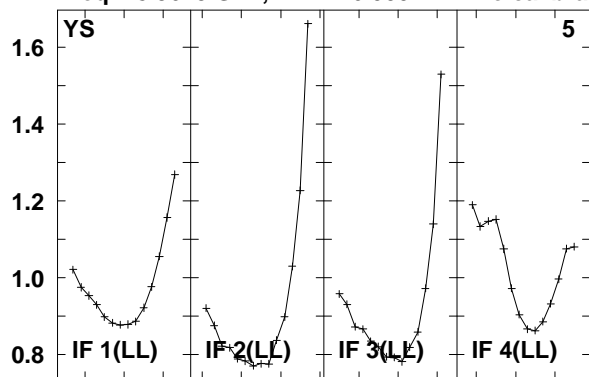


Lower frame: Real Jy
Total-power spectrum Antenna: *
Timerange: 00/12:09:21 to 00/12:12:19

Plot file version 108 created 10-JUN-2010 11:01:28

J2249+21 N10X1.UVDATA.1

Freq = 8.3675 GHz, Bw = 16.000 MH No calibration applied and no bandpass applied

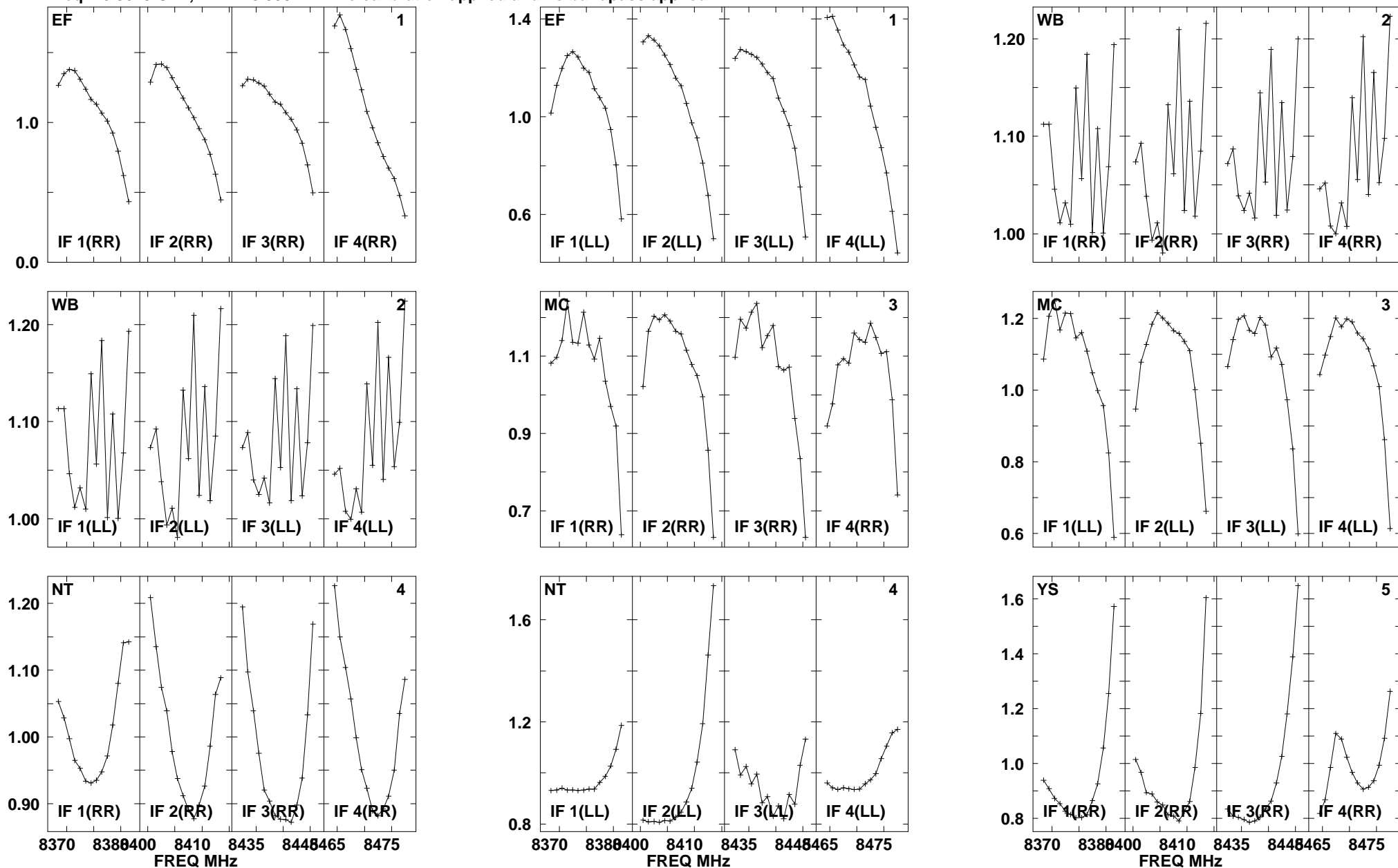


Lower frame: Real Jy
Total-power spectrum Antenna: *
Timerange: 00/12:09:21 to 00/12:12:19

Plot file version 109 created 10-JUN-2010 11:01:28

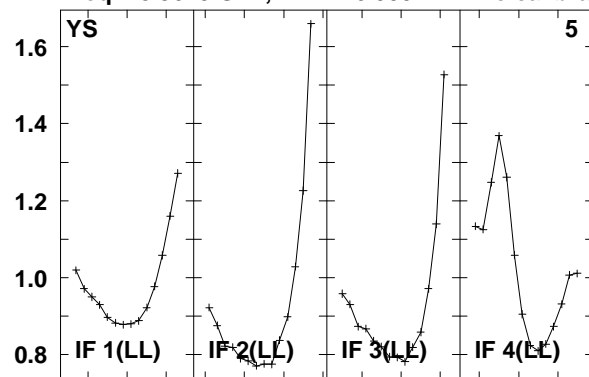
J2253+19 N10X1.UVDATA.1

Freq = 8.3675 GHz, Bw = 16.000 MH No calibration applied and no bandpass applied



Lower frame: Real Jy
Total-power spectrum Antenna: *
Timerange: 00/12:12:41 to 00/12:14:39

Plot file version 110 created 10-JUN-2010 11:01:28
J2253+19 N10X1.UVDATA.1
Freq = 8.3675 GHz, Bw = 16.000 MH No calibration applied and no bandpass applied

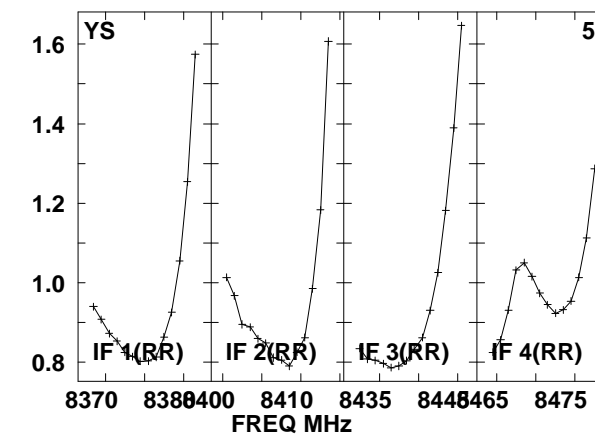
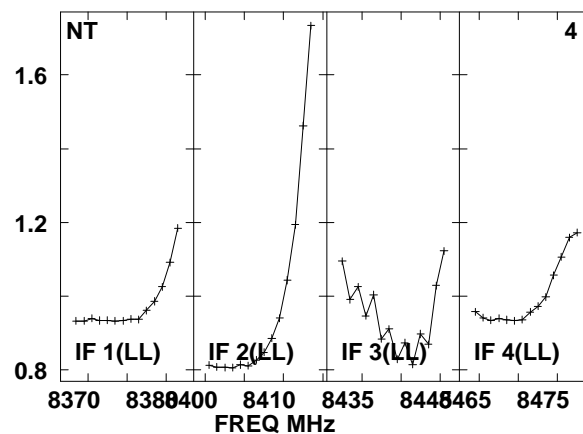
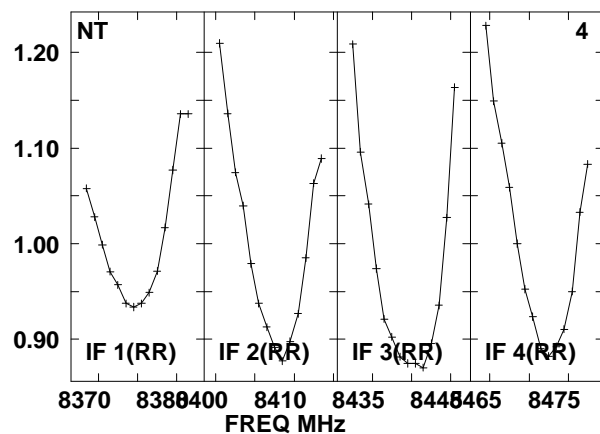
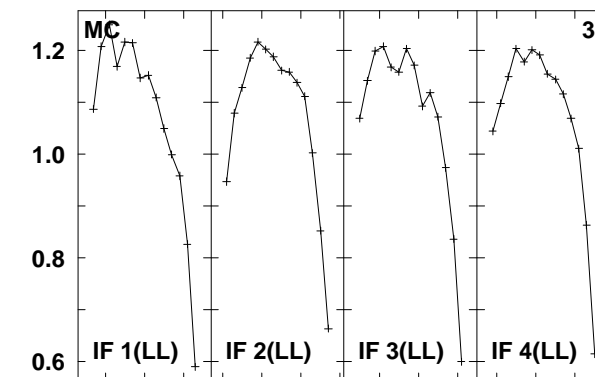
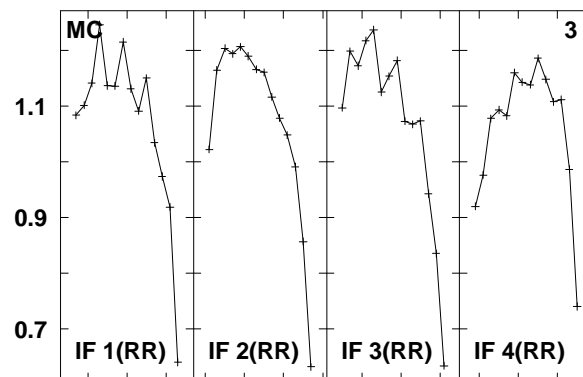
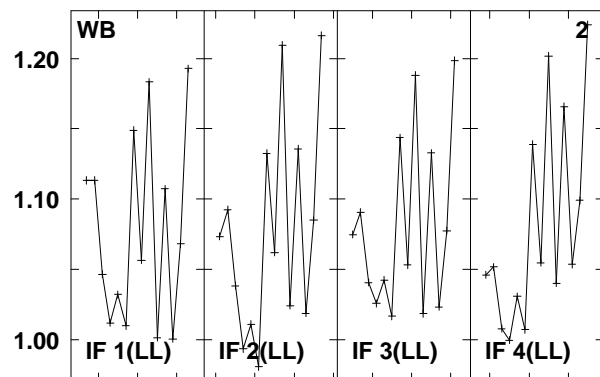
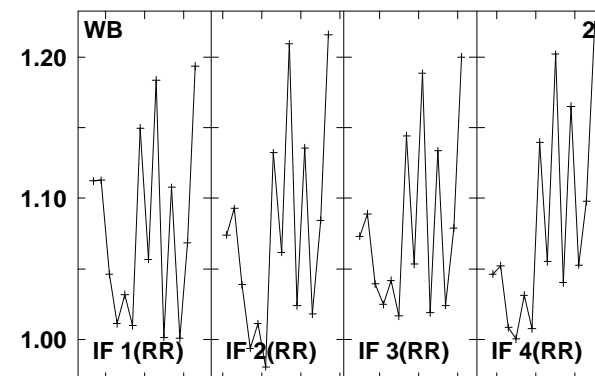
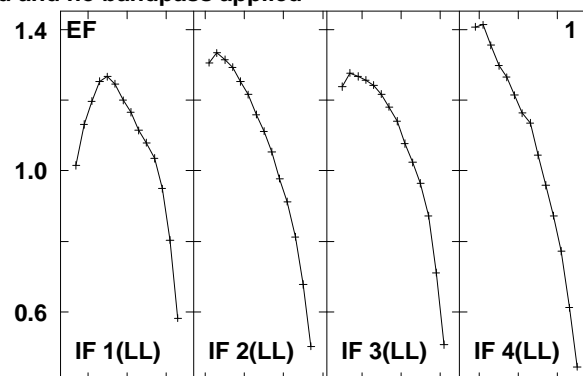
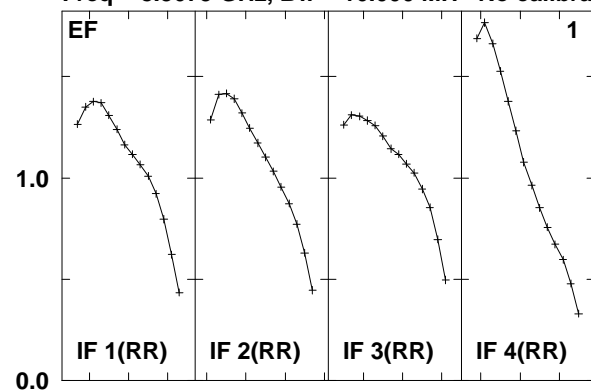


Lower frame: Real Jy
Total-power spectrum Antenna: *
Timerange: 00/12:12:41 to 00/12:14:39

Plot file version 111 created 10-JUN-2010 11:01:28

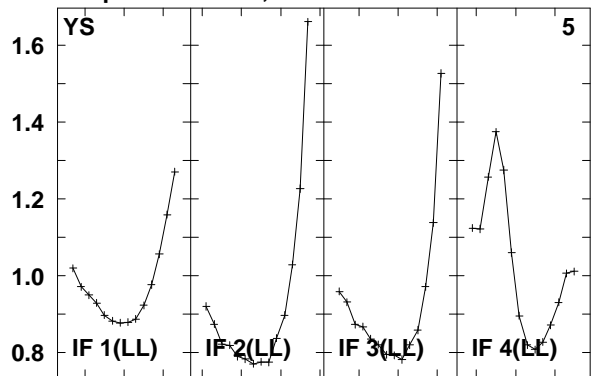
J2249+21 N10X1.UVDATA.1

Freq = 8.3675 GHz, Bw = 16.000 MH No calibration applied and no bandpass applied



Lower frame: Real Jy
Total-power spectrum Antenna: *
Timerange: 00/12:15:01 to 00/12:17:57

Plot file version 112 created 10-JUN-2010 11:01:28
J2249+21 N10X1.UVDATA.1
Freq = 8.3675 GHz, Bw = 16.000 MH No calibration applied and no bandpass applied



Lower frame: Real Jy
Total-power spectrum Antenna: *
Timerange: 00/12:15:01 to 00/12:17:57