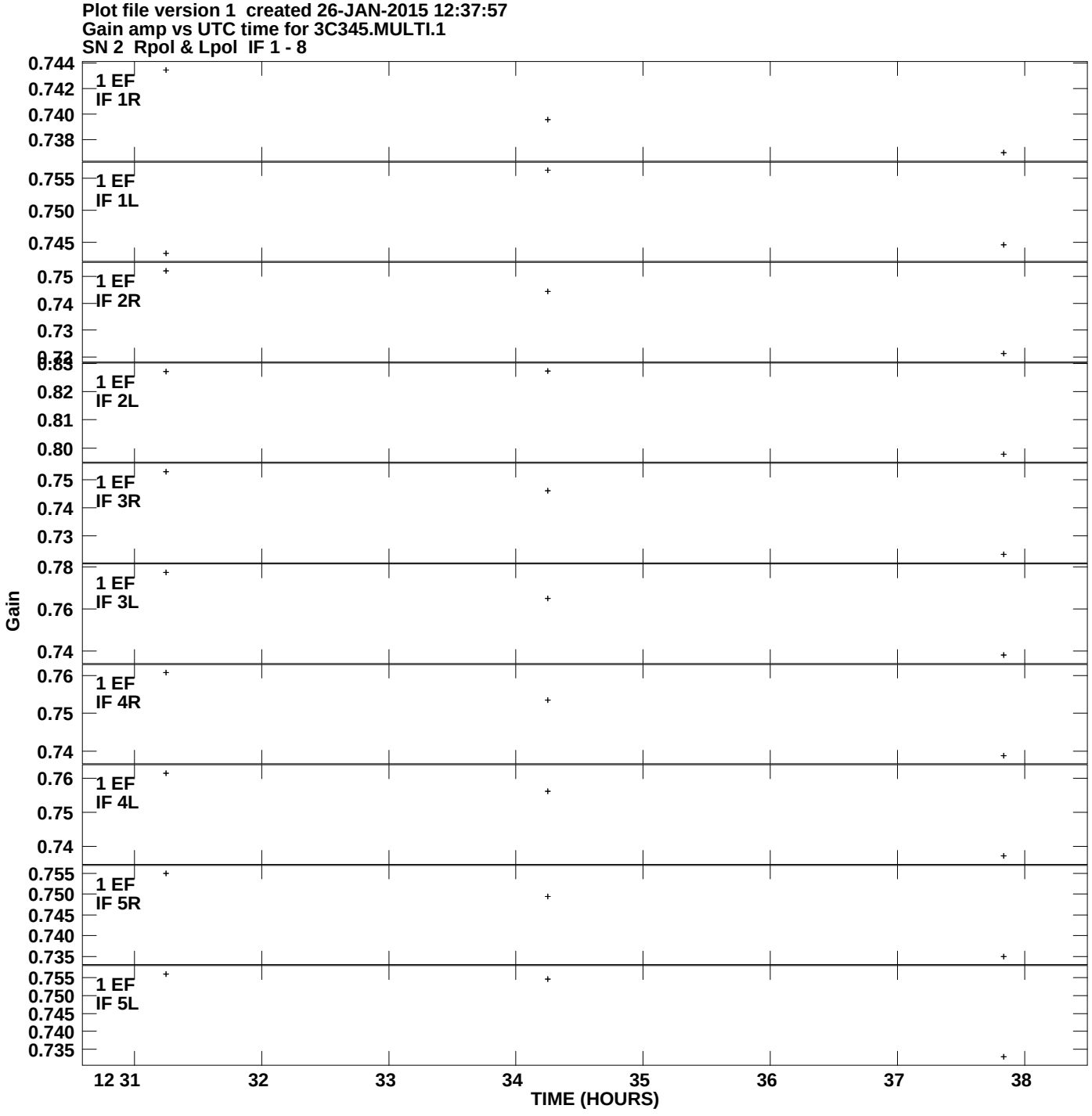
Plot file version 1 created 26-JAN-2015 12:37:57
Gain amp vs UTC time for 3C345.MULTI.1
SN 2 Rpol & Lpol IF 1 - 8
1 EF
IF 1R
1 EF
IF 1L
1 EF
IF 2R
1 EF
IF 2L
1 EF
IF 3R
1 EF
IF 3L
1 EF
IF 4R
1 EF
IF 4L
1 EF
IF 5R
1 EF
IF 5L
Gain
TIME (HOURS)
12 31
32
33
34
35
36
37
38

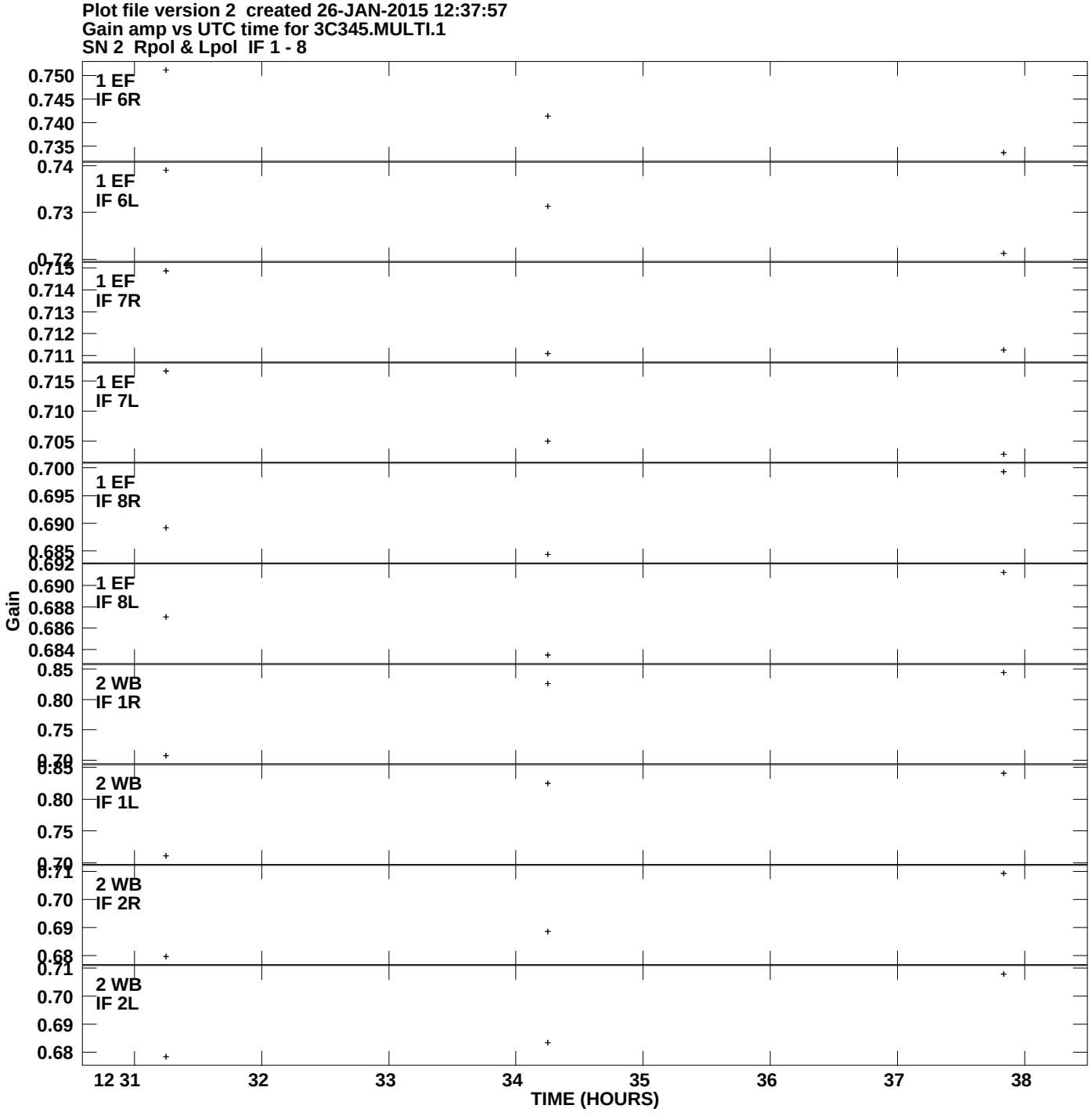
Plot file version 2 created 26-JAN-2015 12:37:57
Gain amp vs UTC time for 3C345.MULTI.1
SN 2 Rpol & Lpol IF 1 - 8
1 EF IF 6R
1 EF IF 6L
1 EF IF 7R
1 EF IF 7L
1 EF IF 8R
1 EF IF 8L
2 WB IF 1R
2 WB IF 1L
2 WB IF 2R
2 WB IF 2L
Gain
TIME (HOURS)
12 31
32
33
34
35
36
37
38

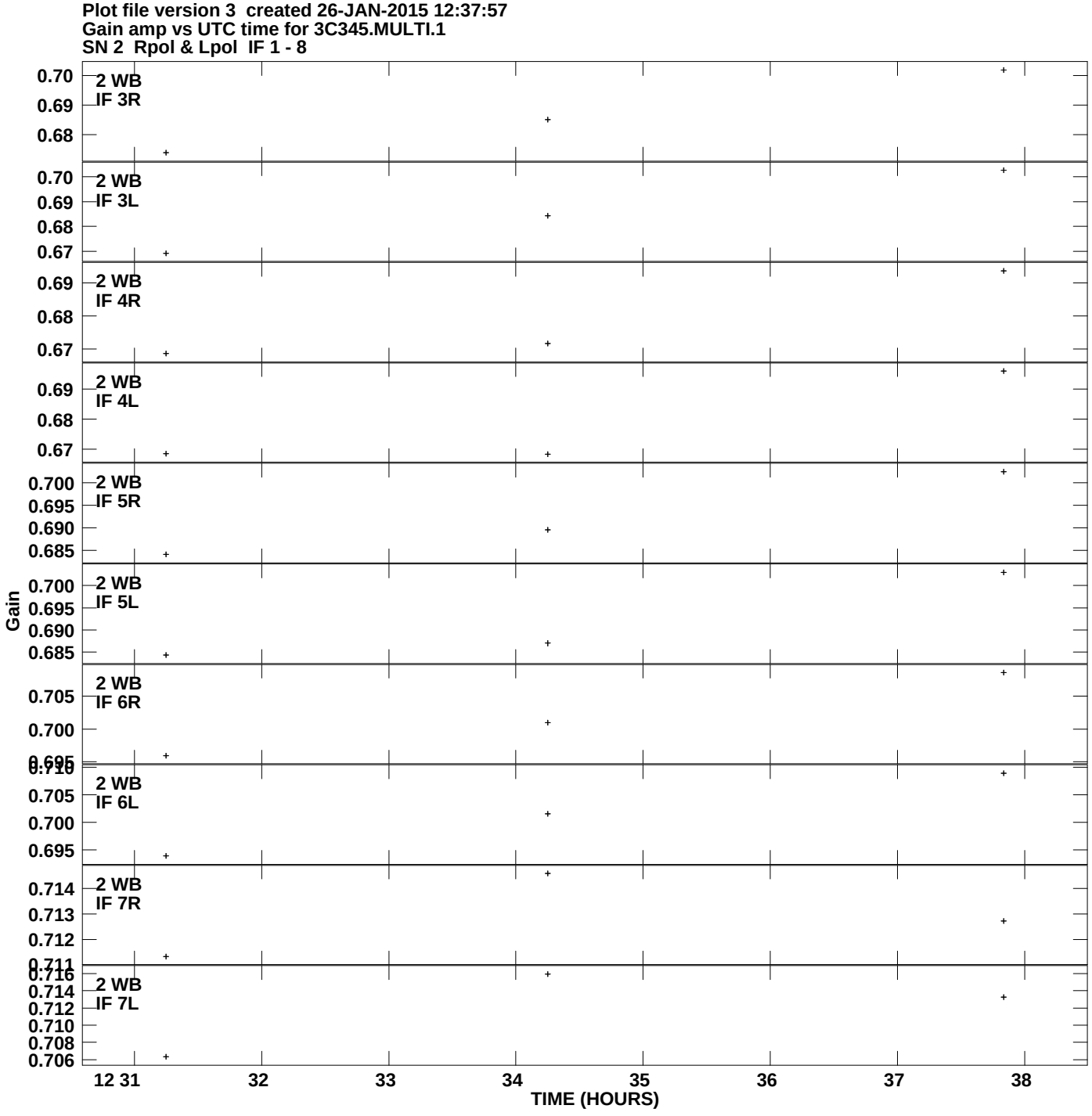
Plot file version 3 created 26-JAN-2015 12:37:57
Gain amp vs UTC time for 3C345.MULTI.1
SN 2 Rpol & Lpol IF 1 - 8
2 WB IF 3R
2 WB IF 3L
2 WB IF 4R
2 WB IF 4L
2 WB IF 5R
2 WB IF 5L
2 WB IF 6R
2 WB IF 6L
2 WB IF 7R
2 WB IF 7L
Gain
12 31
32
33
34
35
36
37
38
TIME (HOURS)

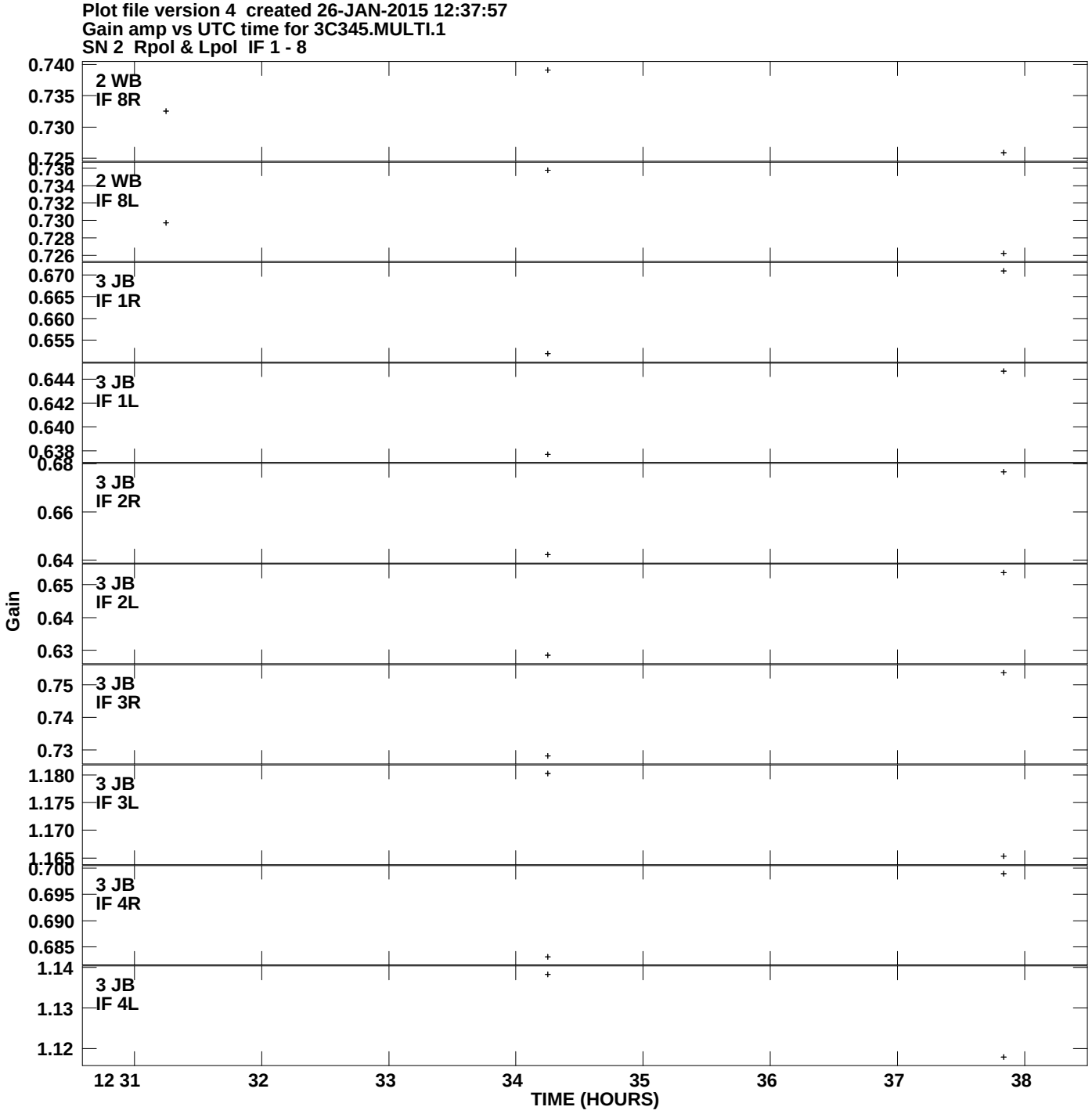
Plot file version 4 created 26-JAN-2015 12:37:57
Gain amp vs UTC time for 3C345.MULTI.1
SN 2 Rpol & Lpol IF 1 - 8
2 WB
IF 8R
2 WB
IF 8L
3 JB
IF 1R
3 JB
IF 1L
3 JB
IF 2R
3 JB
IF 2L
3 JB
IF 3R
3 JB
IF 3L
3 JB
IF 4R
3 JB
IF 4L
Gain
TIME (HOURS)
12 31
32
33
34
35
36
37
38

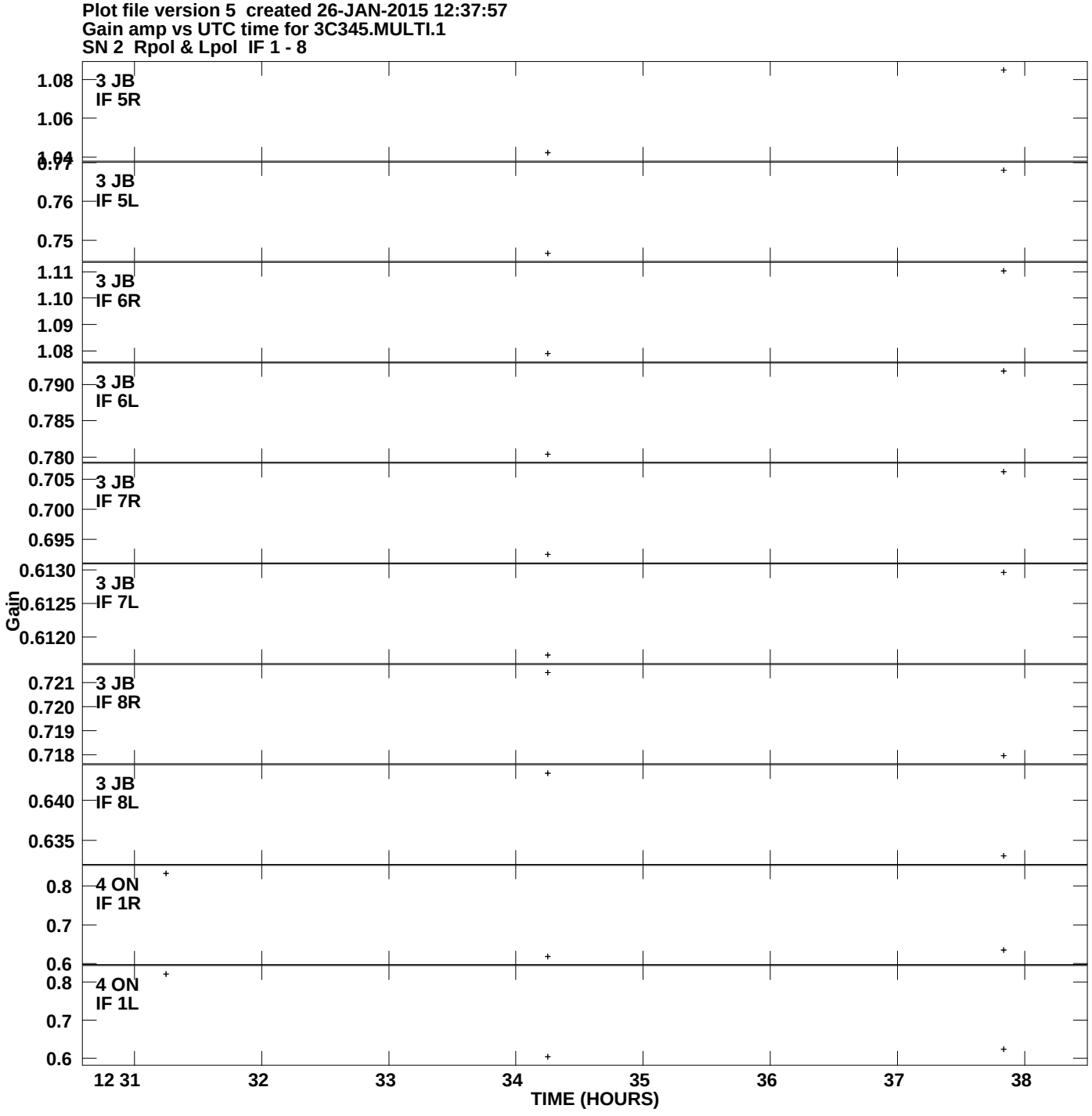
Plot file version 5 created 26-JAN-2015 12:37:57
Gain amp vs UTC time for 3C345.MULTI.1
SN 2 Rpol & Lpol IF 1 - 8
3 JB
IF 5R
3 JB
IF 5L
3 JB
IF 6R
3 JB
IF 6L
3 JB
IF 7R
3 JB
IF 7L
3 JB
IF 8R
3 JB
IF 8L
4 ON
IF 1R
4 ON
IF 1L
Gain
12 31
32
33
34
35
36
37
38
TIME (HOURS)

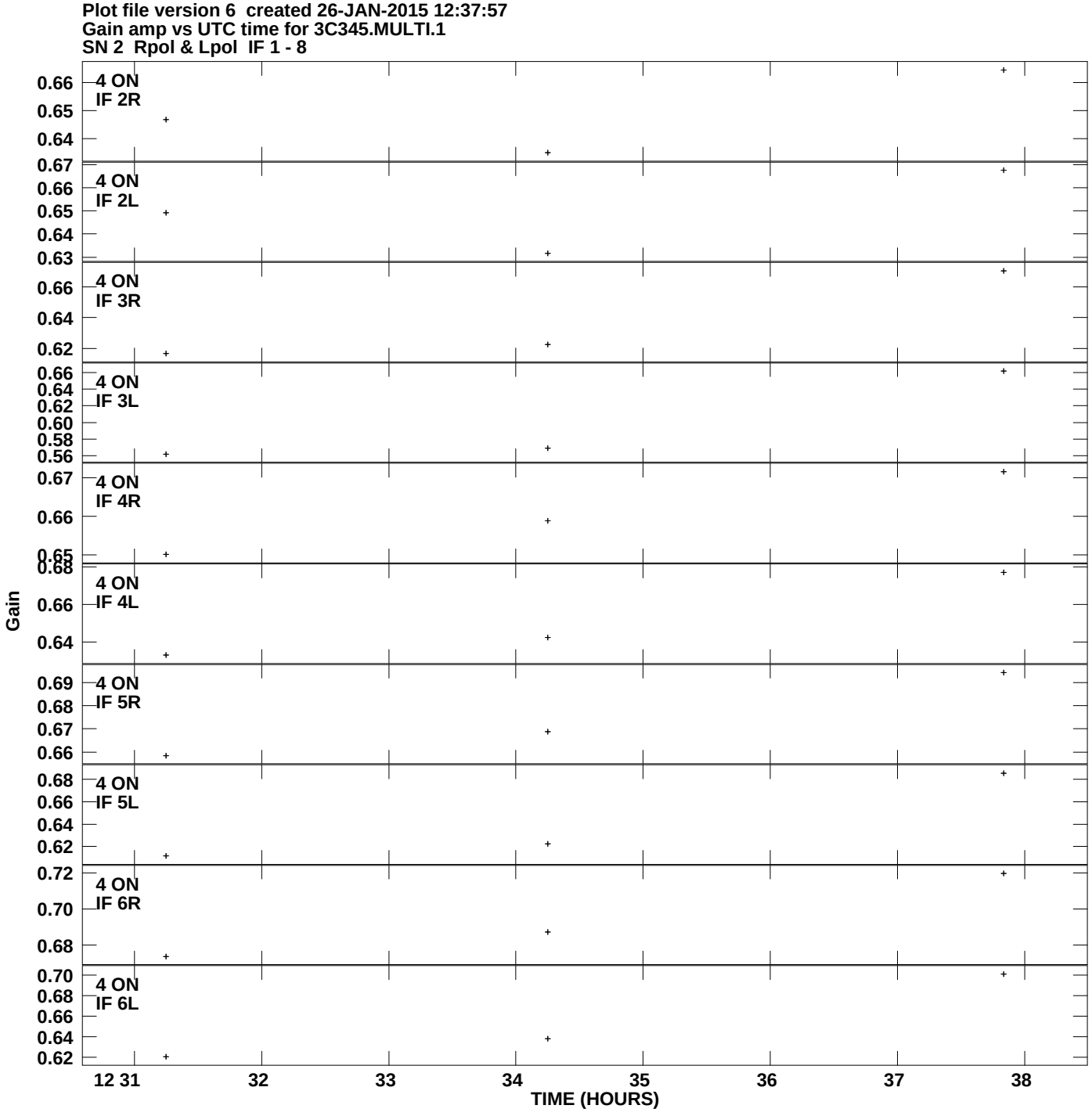
Plot file version 6 created 26-JAN-2015 12:37:57
Gain amp vs UTC time for 3C345.MULTI.1
SN 2 Rpol & Lpol IF 1 - 8
4 ON
IF 2R
4 ON
IF 2L
4 ON
IF 3R
4 ON
IF 3L
4 ON
IF 4R
4 ON
IF 4L
4 ON
IF 5R
4 ON
IF 5L
4 ON
IF 6R
4 ON
IF 6L
Gain
12 31
32
33
34
35
36
37
38
TIME (HOURS)

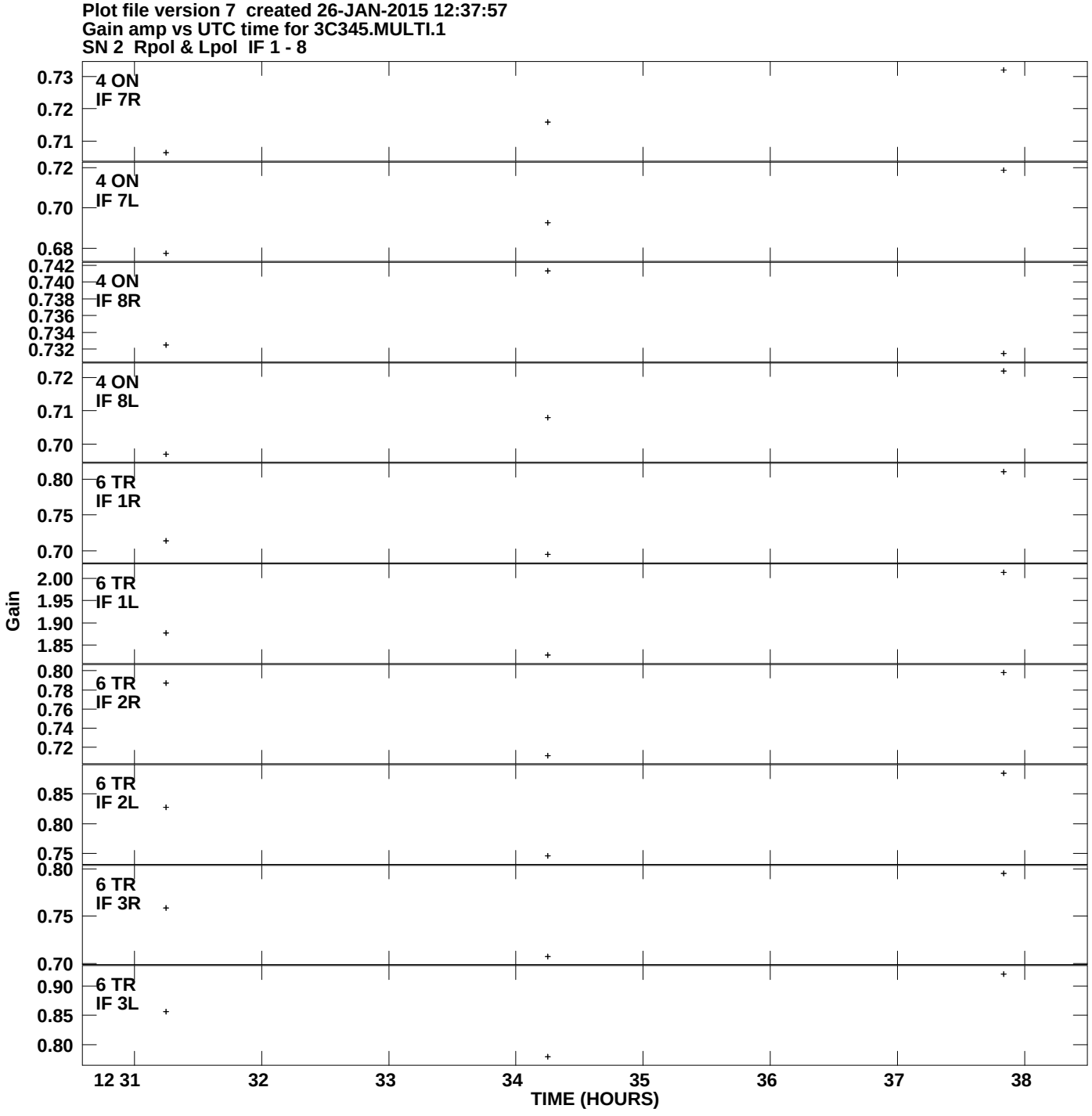
Plot file version 7 created 26-JAN-2015 12:37:57
Gain amp vs UTC time for 3C345.MULTI.1
SN 2 Rpol & Lpol IF 1 - 8
4 ON
IF 7R
4 ON
IF 7L
4 ON
IF 8R
4 ON
IF 8L
6 TR
IF 1R
6 TR
IF 1L
6 TR
IF 2R
6 TR
IF 2L
6 TR
IF 3R
6 TR
IF 3L
Gain
12 31
32
33
34
35
36
37
38
TIME (HOURS)

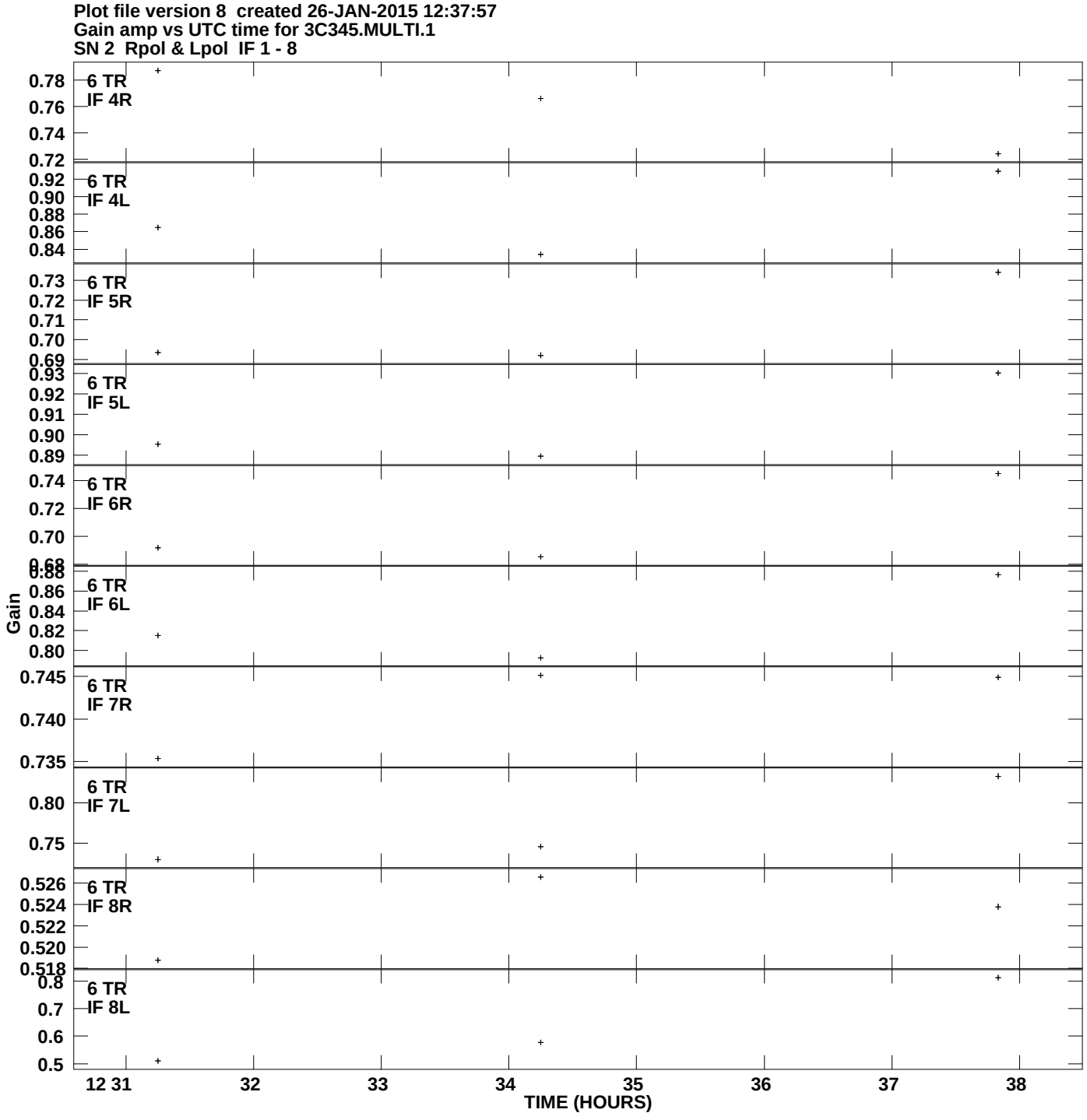
Plot file version 8 created 26-JAN-2015 12:37:57
Gain amp vs UTC time for 3C345.MULTI.1
SN 2 Rpol & Lpol IF 1 - 8
6 TR IF 4R
6 TR IF 4L
6 TR IF 5R
6 TR IF 5L
6 TR IF 6R
6 TR IF 6L
6 TR IF 7R
6 TR IF 7L
6 TR IF 8R
6 TR IF 8L
Gain
TIME (HOURS)
12 31
32
33
34
35
36
37
38

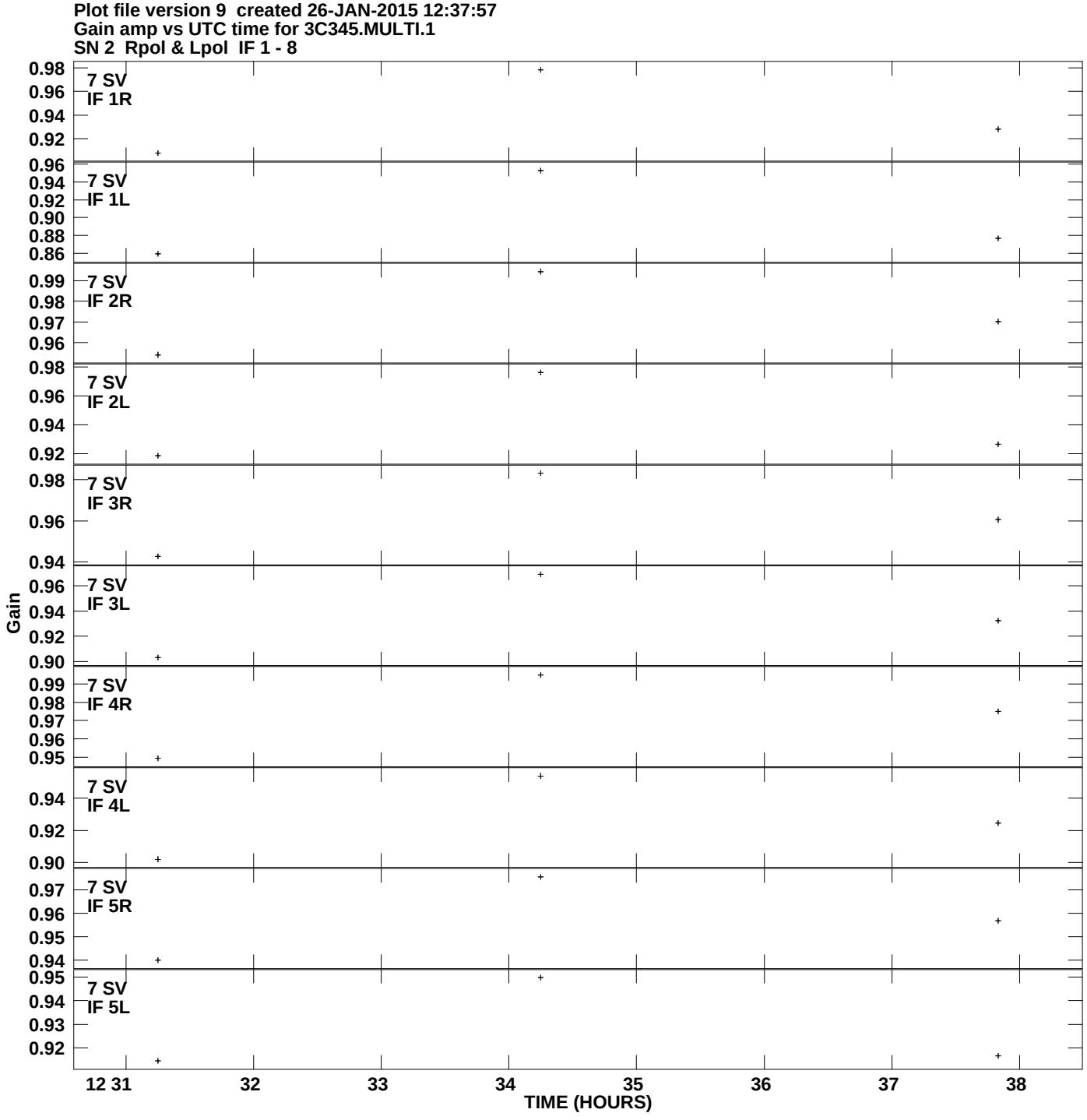
Plot file version 9 created 26-JAN-2015 12:37:57
Gain amp vs UTC time for 3C345.MULTI.1
SN 2 Rpol & Lpol IF 1 - 8
7 SV
IF 1R
7 SV
IF 1L
7 SV
IF 2R
7 SV
IF 2L
7 SV
IF 3R
7 SV
IF 3L
7 SV
IF 4R
7 SV
IF 4L
7 SV
IF 5R
7 SV
IF 5L
Gain
12 31
32
33
34
35
36
37
38
TIME (HOURS)

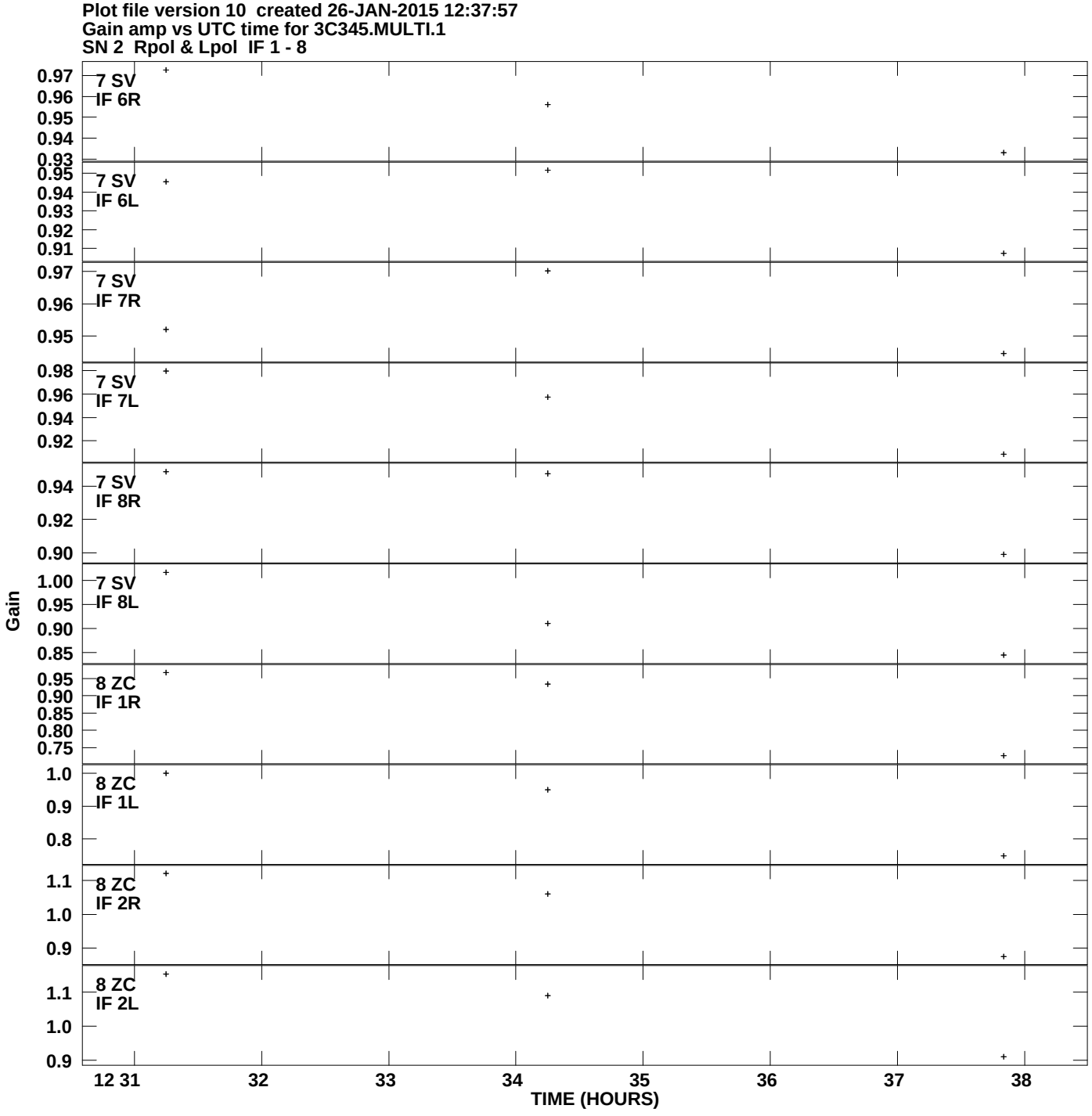
Plot file version 10 created 26-JAN-2015 12:37:57
Gain amp vs UTC time for 3C345.MULTI.1
SN 2 Rpol & Lpol IF 1 - 8
7 SV
IF 6R
7 SV
IF 6L
7 SV
IF 7R
7 SV
IF 7L
7 SV
IF 8R
7 SV
IF 8L
8 ZC
IF 1R
8 ZC
IF 1L
8 ZC
IF 2R
8 ZC
IF 2L
Gain
12 31
32
33
34
35
36
37
38
TIME (HOURS)

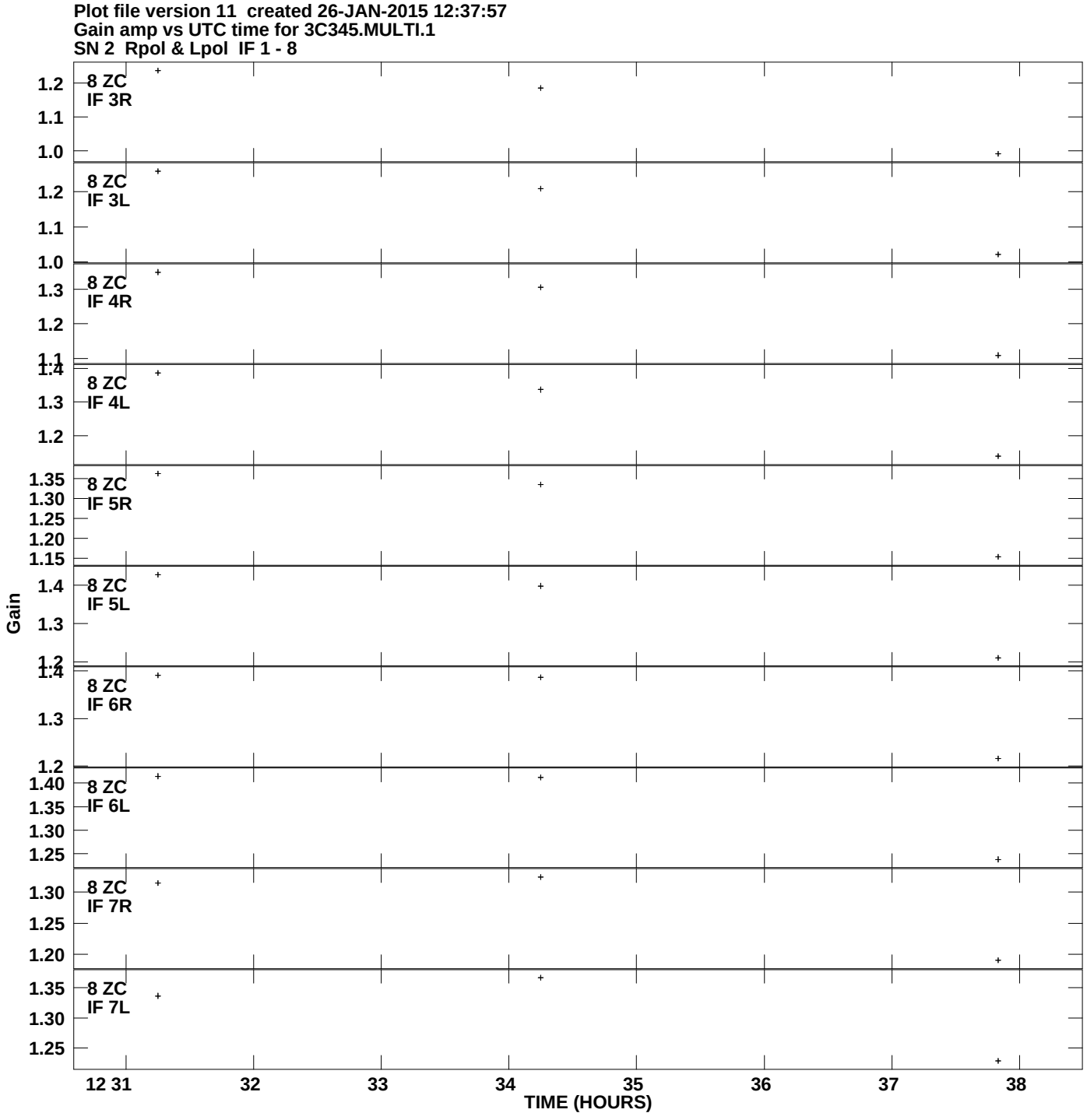
Plot file version 11 created 26-JAN-2015 12:37:57
Gain amp vs UTC time for 3C345.MULTI.1
SN 2 Rpol & Lpol IF 1 - 8
8 ZC
IF 3R
8 ZC
IF 3L
8 ZC
IF 4R
8 ZC
IF 4L
8 ZC
IF 5R
8 ZC
IF 5L
8 ZC
IF 6R
8 ZC
IF 6L
8 ZC
IF 7R
8 ZC
IF 7L
Gain
12 31
32
33
34
35
36
37
38
TIME (HOURS)

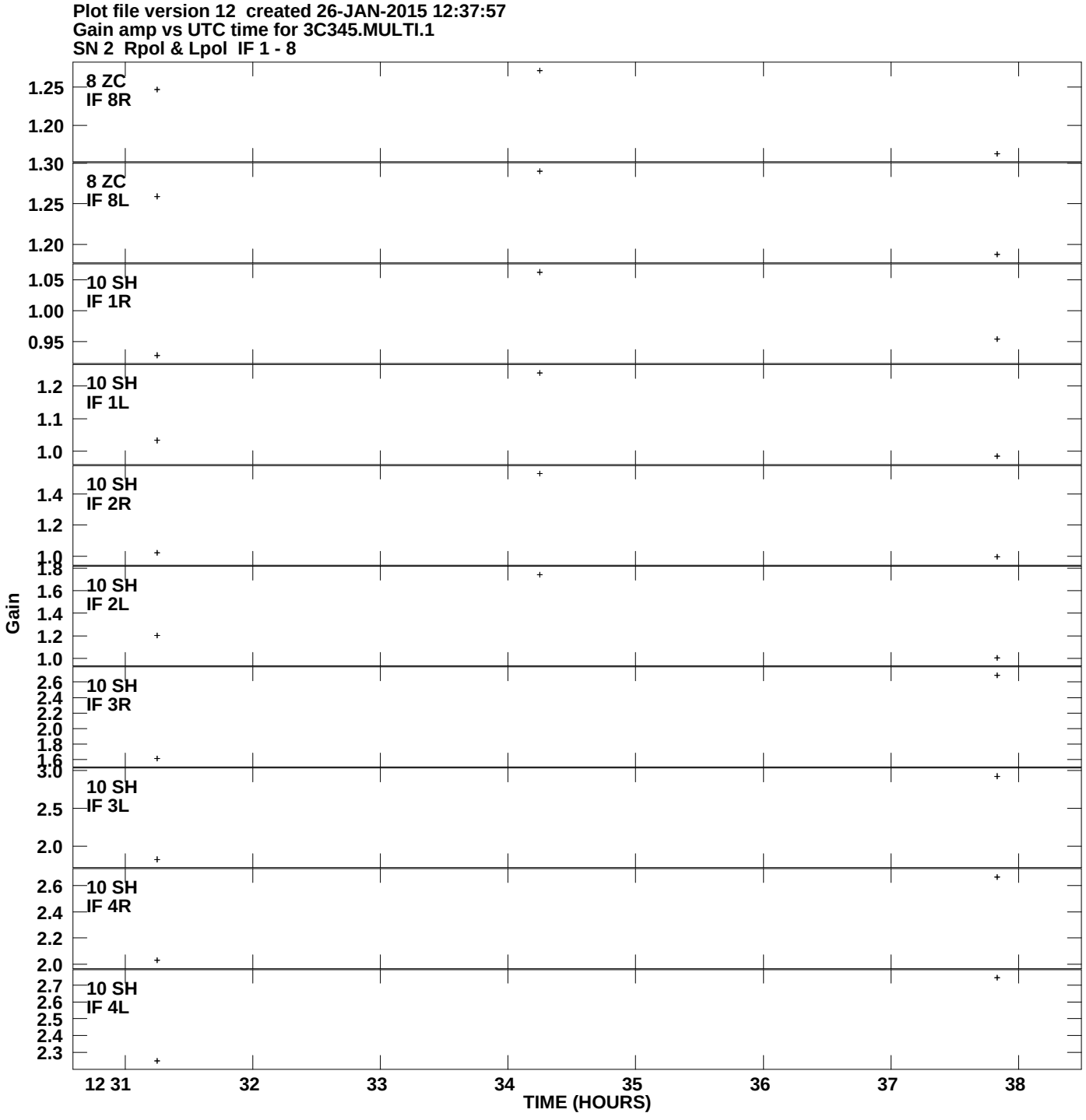
Plot file version 12 created 26-JAN-2015 12:37:57
Gain amp vs UTC time for 3C345.MULTI.1
SN 2 Rpol & Lpol IF 1 - 8
8 ZC
IF 8R
8 ZC
IF 8L
10 SH
IF 1R
10 SH
IF 1L
10 SH
IF 2R
10 SH
IF 2L
10 SH
IF 3R
10 SH
IF 3L
10 SH
IF 4R
10 SH
IF 4L
Gain
12 31
32
33
34
35
36
37
38
TIME (HOURS)

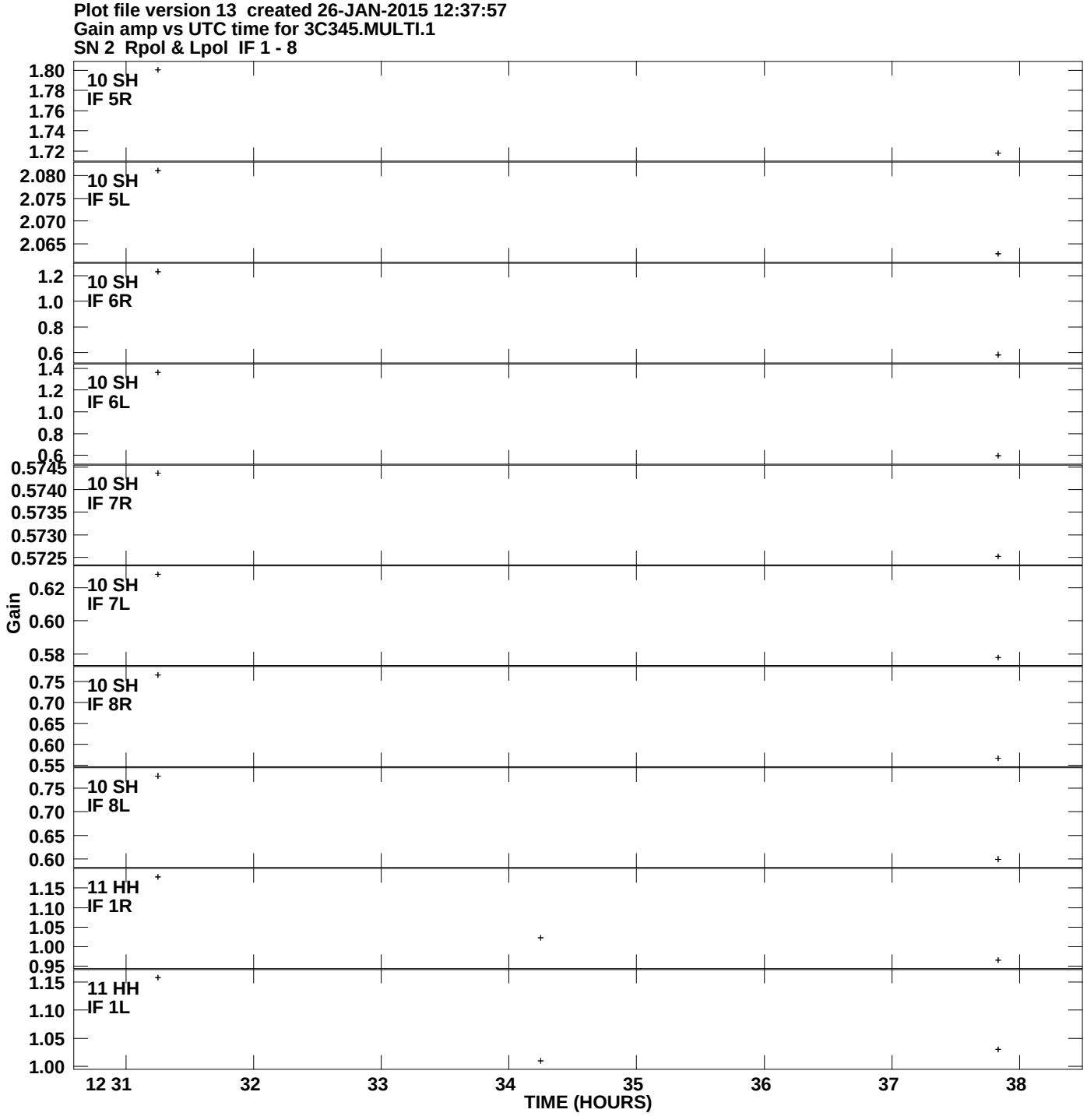
Plot file version 13 created 26-JAN-2015 12:37:57
Gain amp vs UTC time for 3C345.MULTI.1
SN 2 Rpol & Lpol IF 1 - 8
10 SH
IF 5R
10 SH
IF 5L
10 SH
IF 6R
10 SH
IF 6L
10 SH
IF 7R
10 SH
IF 7L
10 SH
IF 8R
10 SH
IF 8L
11 HH
IF 1R
11 HH
IF 1L
Gain
12 31
32
33
34
35
36
37
38
TIME (HOURS)

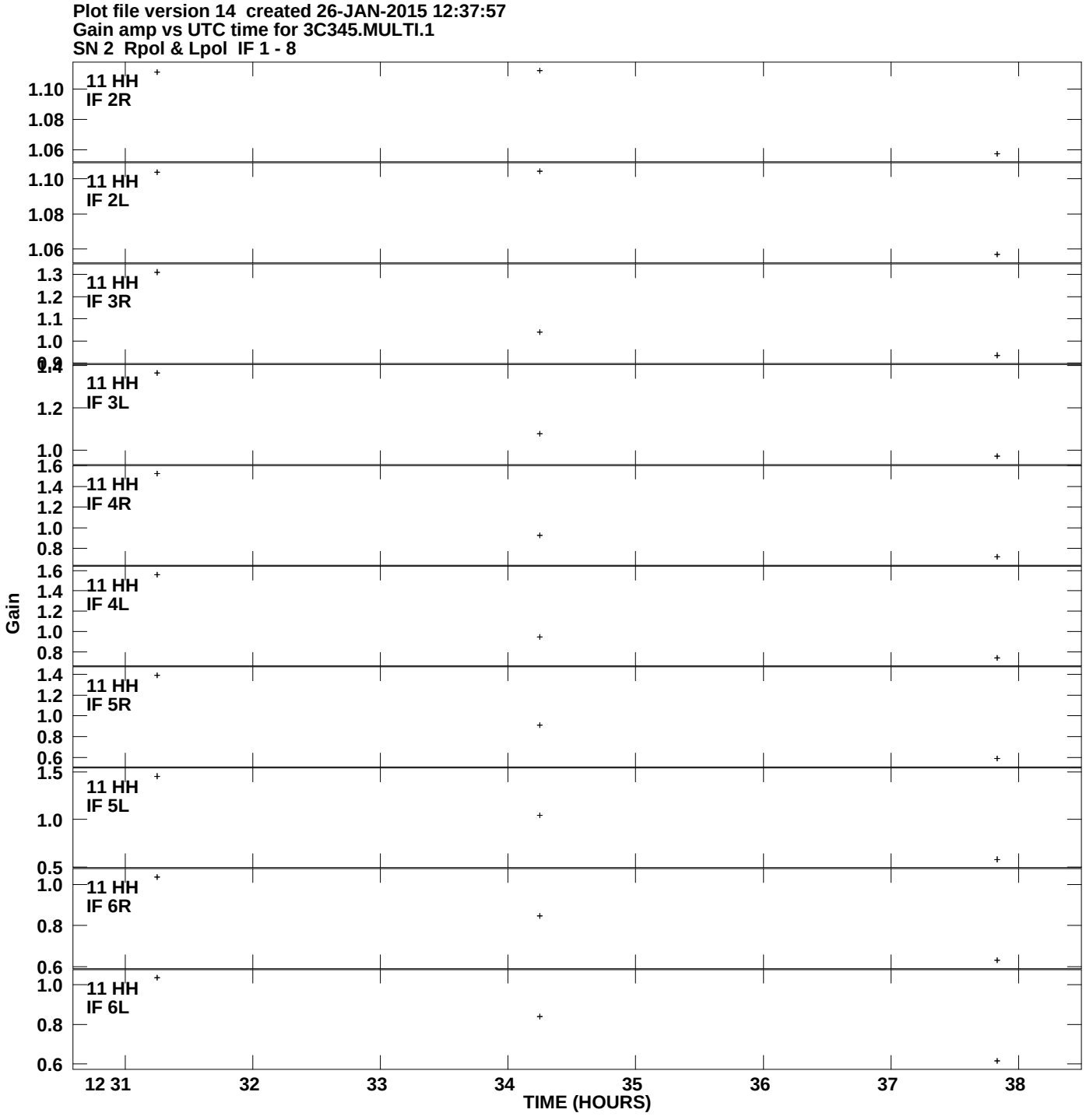
Plot file version 14 created 26-JAN-2015 12:37:57
Gain amp vs UTC time for 3C345.MULTI.1
SN 2 Rpol & Lpol IF 1 - 8
11 HH
IF 2R
11 HH
IF 2L
11 HH
IF 3R
11 HH
IF 3L
11 HH
IF 4R
11 HH
IF 4L
11 HH
IF 5R
11 HH
IF 5L
11 HH
IF 6R
11 HH
IF 6L
Gain
12 31
32
33
34
35
36
37
38
TIME (HOURS)

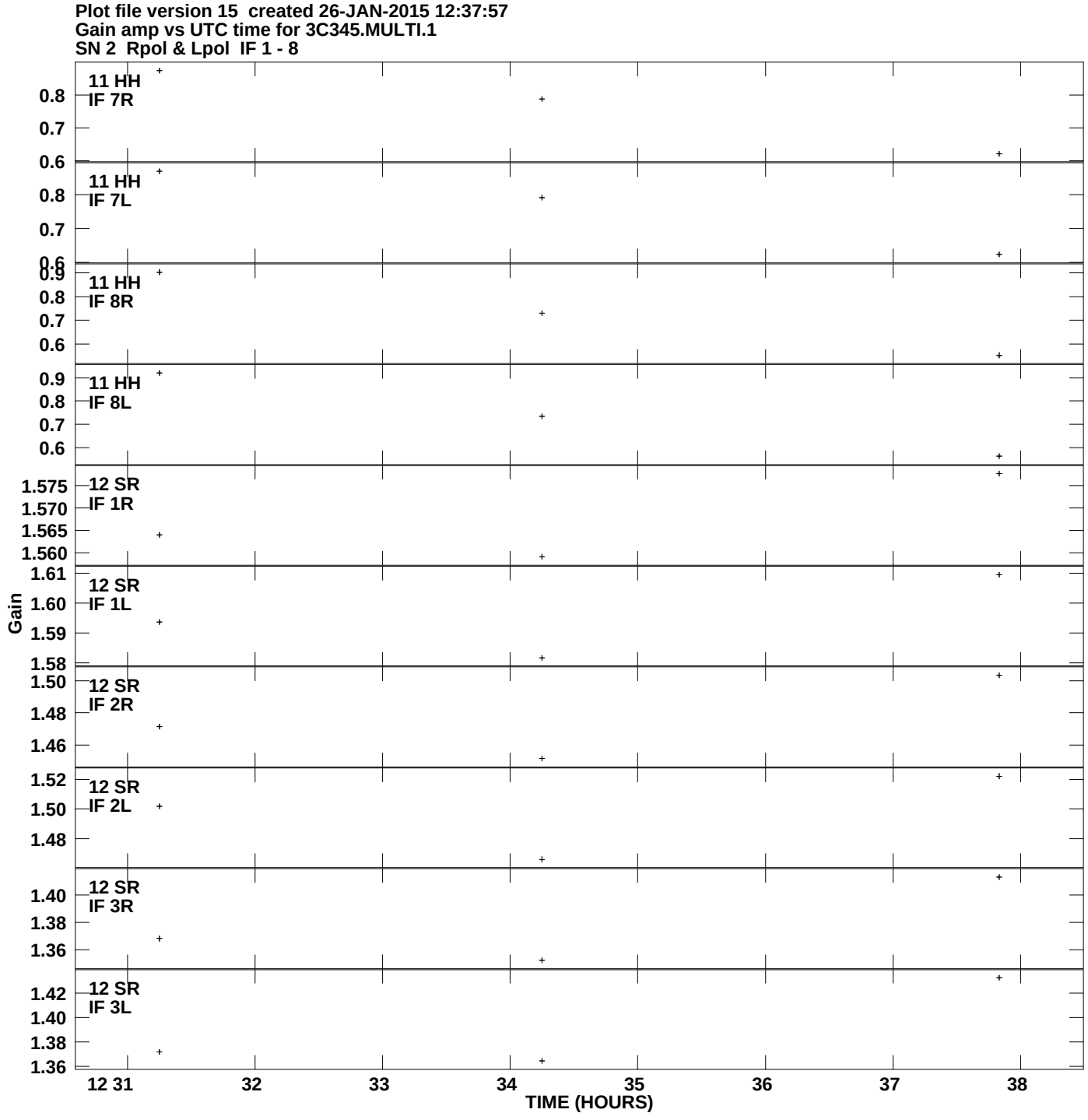
Plot file version 15 created 26-JAN-2015 12:37:57
Gain amp vs UTC time for 3C345.MULTI.1
SN 2 Rpol & Lpol IF 1 - 8
11 HH
IF 7R
11 HH
IF 7L
11 HH
IF 8R
11 HH
IF 8L
12 SR
IF 1R
12 SR
IF 1L
12 SR
IF 2R
12 SR
IF 2L
12 SR
IF 3R
12 SR
IF 3L
Gain
TIME (HOURS)
12 31
32
33
34
35
36
37
38

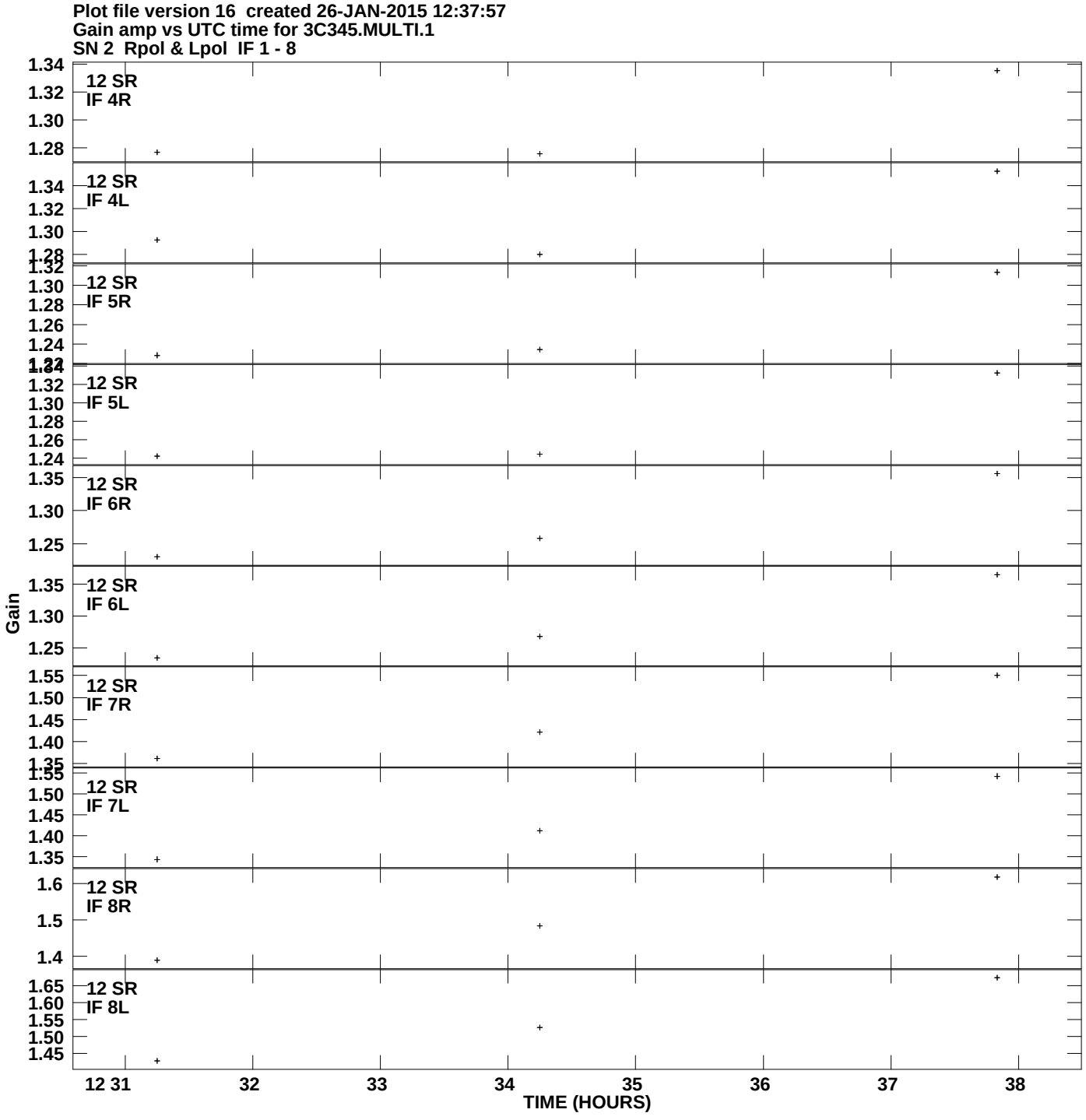
Plot file version 16 created 26-JAN-2015 12:37:57
Gain amp vs UTC time for 3C345.MULTI.1
SN 2 Rpol & Lpol IF 1 - 8
12 SR
IF 4R
12 SR
IF 4L
12 SR
IF 5R
12 SR
IF 5L
12 SR
IF 6R
12 SR
IF 6L
12 SR
IF 7R
12 SR
IF 7L
12 SR
IF 8R
12 SR
IF 8L
Gain
12 31
32
33
34
35
36
37
38
TIME (HOURS)