Plot file version 1 created 10-DEC-2015 15:33:38
J0126+2559 N15C2.UVDATA.1
Freq = 4.9586 GHz, Bw = 8.000 MH No calibration applied and no bandpass applied

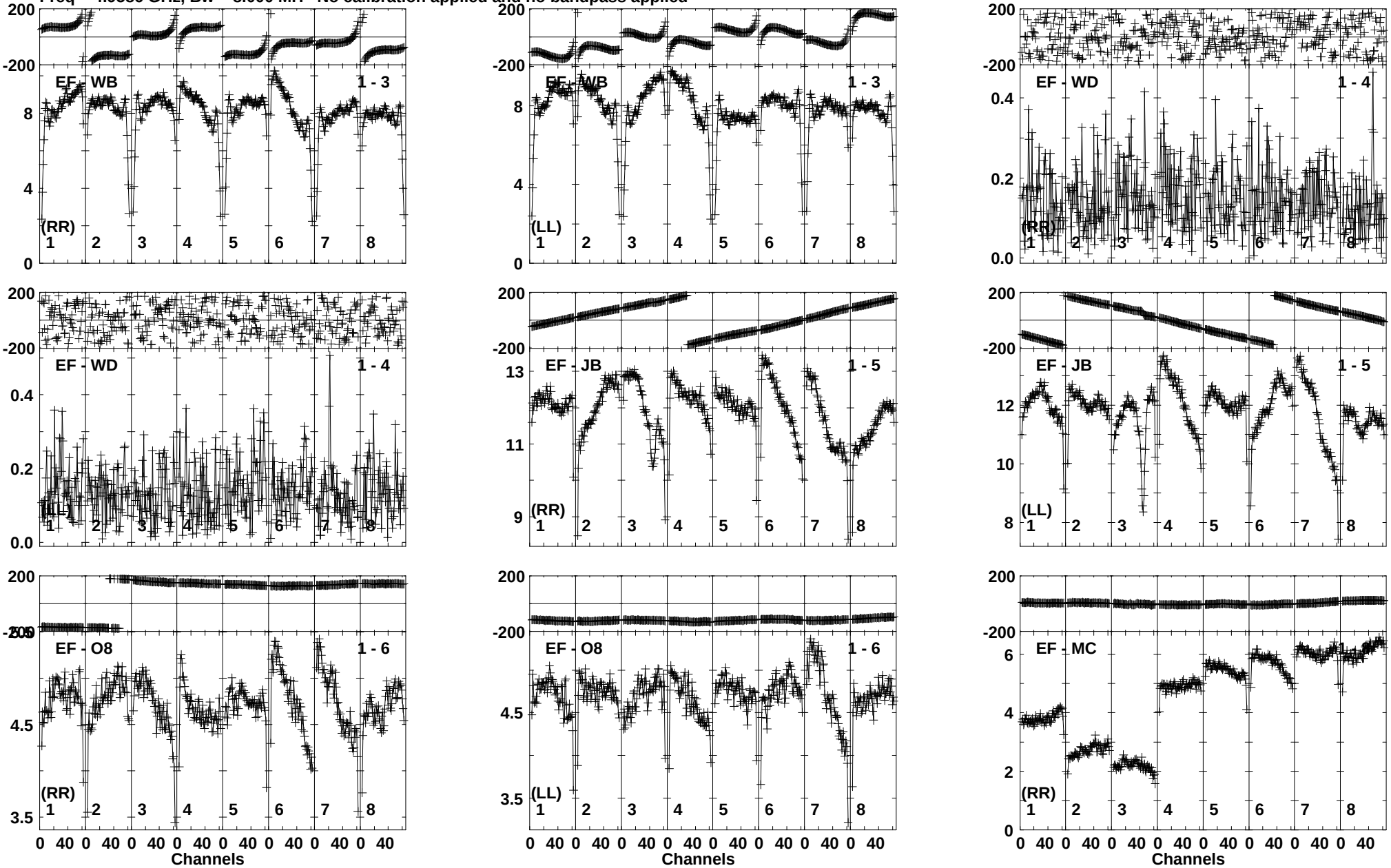

Lower frame: Milli Ampl Jy Top frame: Phas deg
Vector averaged cross-power spectrum Baseline: EF (01) - WB (03)
Timerange: 00/12:00:01 to 00/12:03:59

Plot file version 2 created 10-DEC-2015 15:33:38
J0126+2559 N15C2.UVDATA.1
Freq = 4.9586 GHz, Bw = 8.000 MH No calibration applied and no bandpass applied

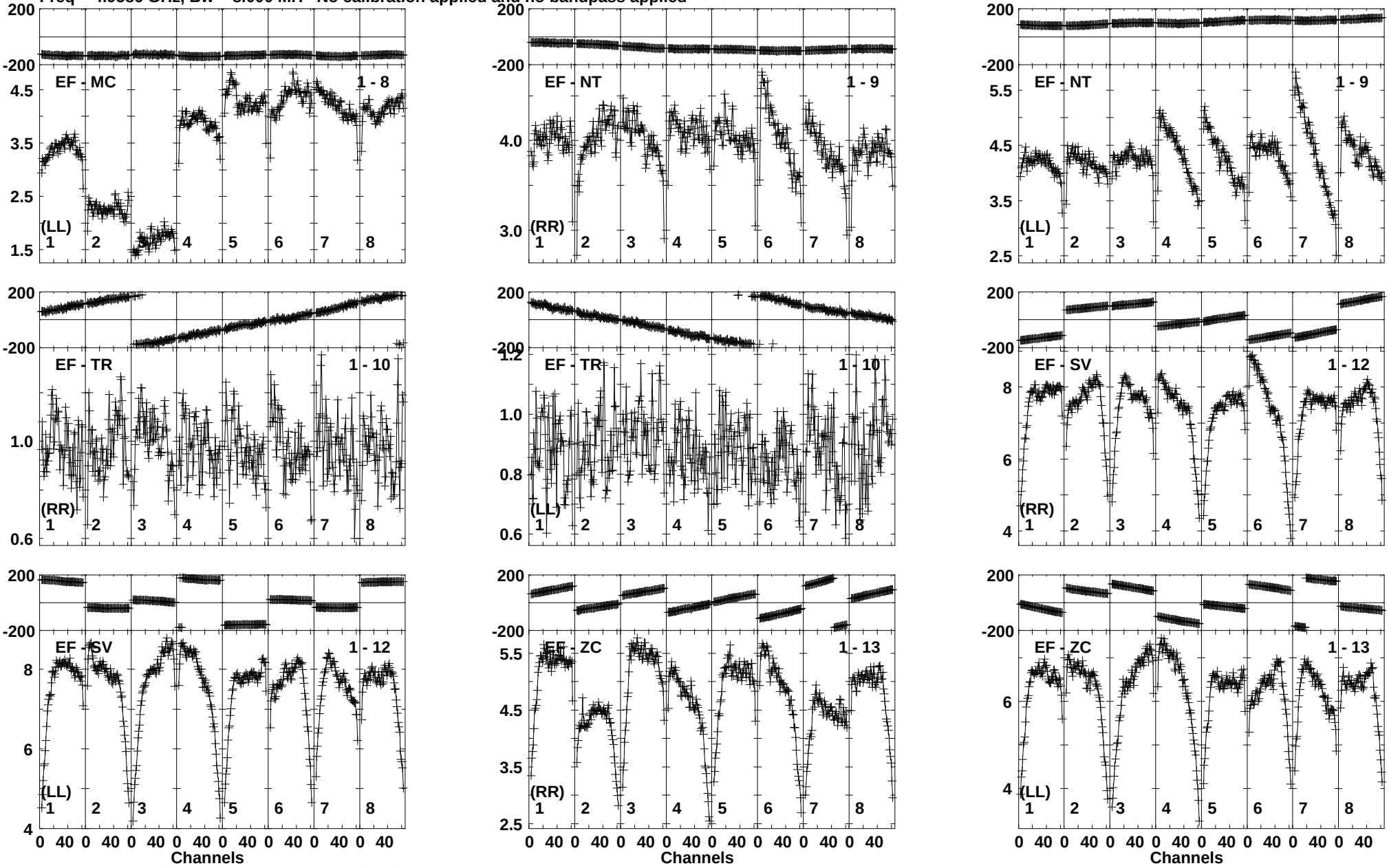

Lower frame: Milli Ampl Jy Top frame: Phas deg
Vector averaged cross-power spectrum Baseline: EF (01) - MC (08)
Timerange: 00/12:00:01 to 00/12:03:59

Plot file version 3 created 10-DEC-2015 15:33:39
J0126+2559 N15C2.UVDATA.1
Freq = 4.9586 GHz, Bw = 8.000 MH No calibration applied and no bandpass applied

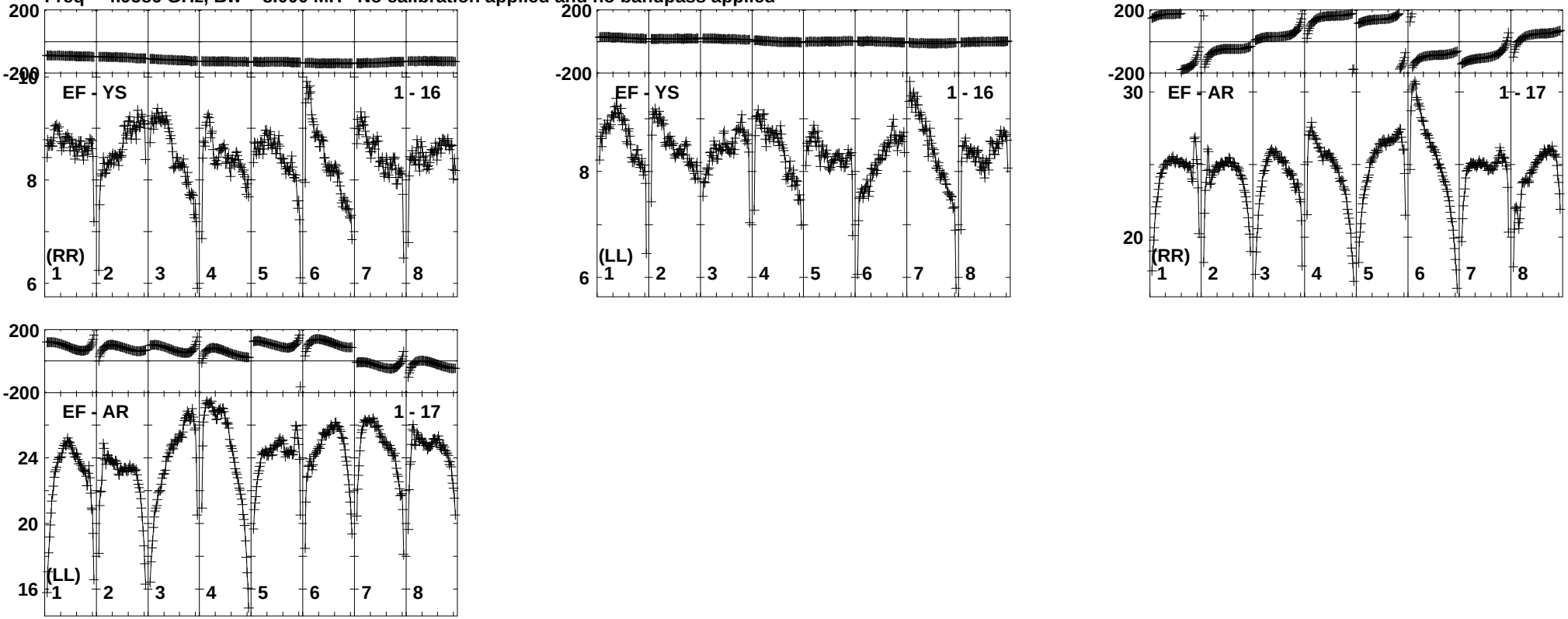

Lower frame: Milli Ampl Jy Top frame: Phas deg
Vector averaged cross-power spectrum Baseline: EF (01) - YS (16)
Timerange: 00/12:00:01 to 00/12:03:59

Plot file version 4 created 10-DEC-2015 15:33:39
J0126+2559 N15C2.UVDATA.1
Freq = 4.9586 GHz, Bw = 8.000 MH No calibration applied and no bandpass applied

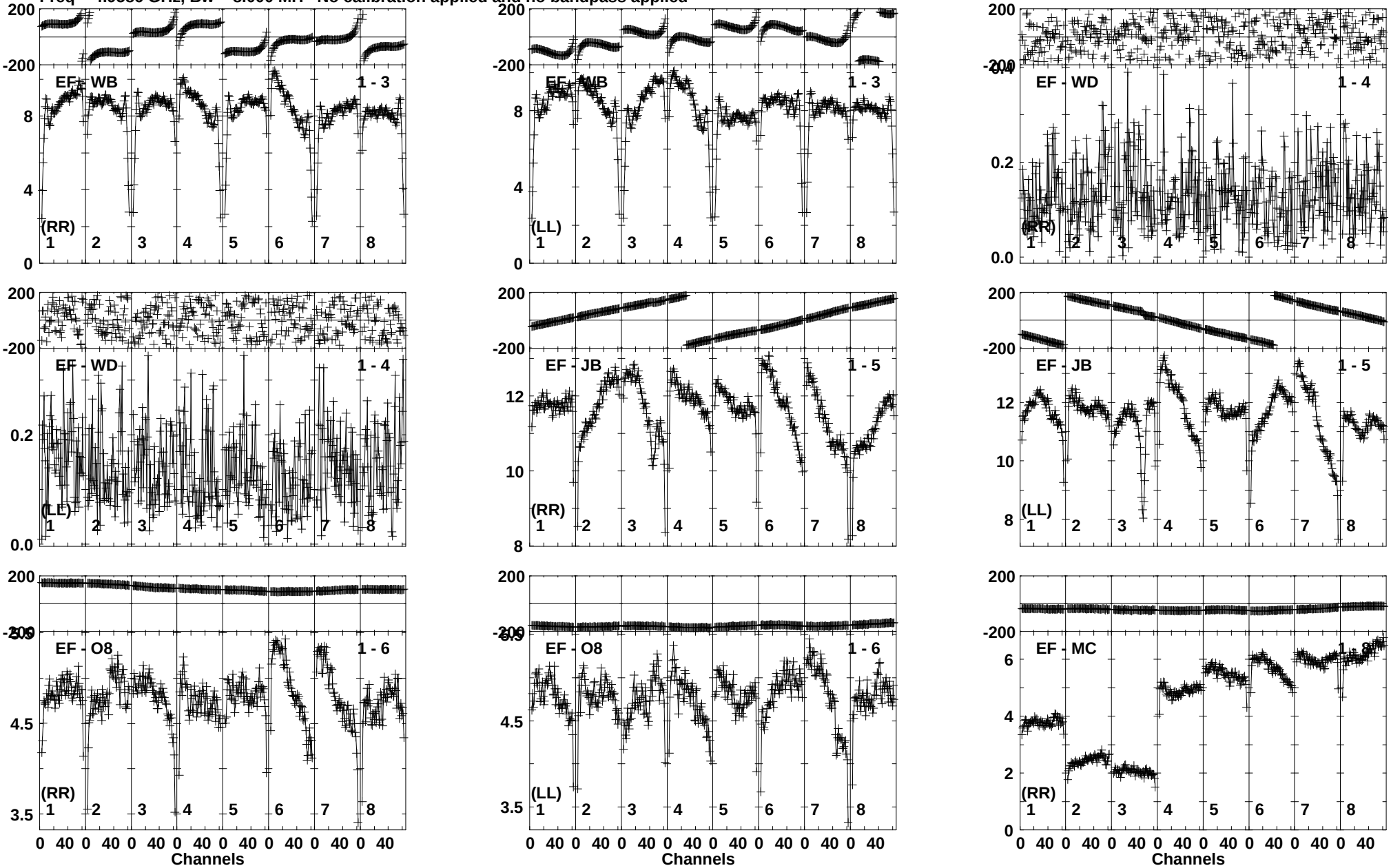

Lower frame: Milli Ampl Jy Top frame: Phas deg
Vector averaged cross-power spectrum Baseline: EF (01) - WB (03)
Timerange: 00/12:06:03 to 00/12:09:59

Plot file version 5 created 10-DEC-2015 15:33:39
J0126+2559 N15C2.UVDATA.1
Freq = 4.9586 GHz, Bw = 8.000 MH No calibration applied and no bandpass applied

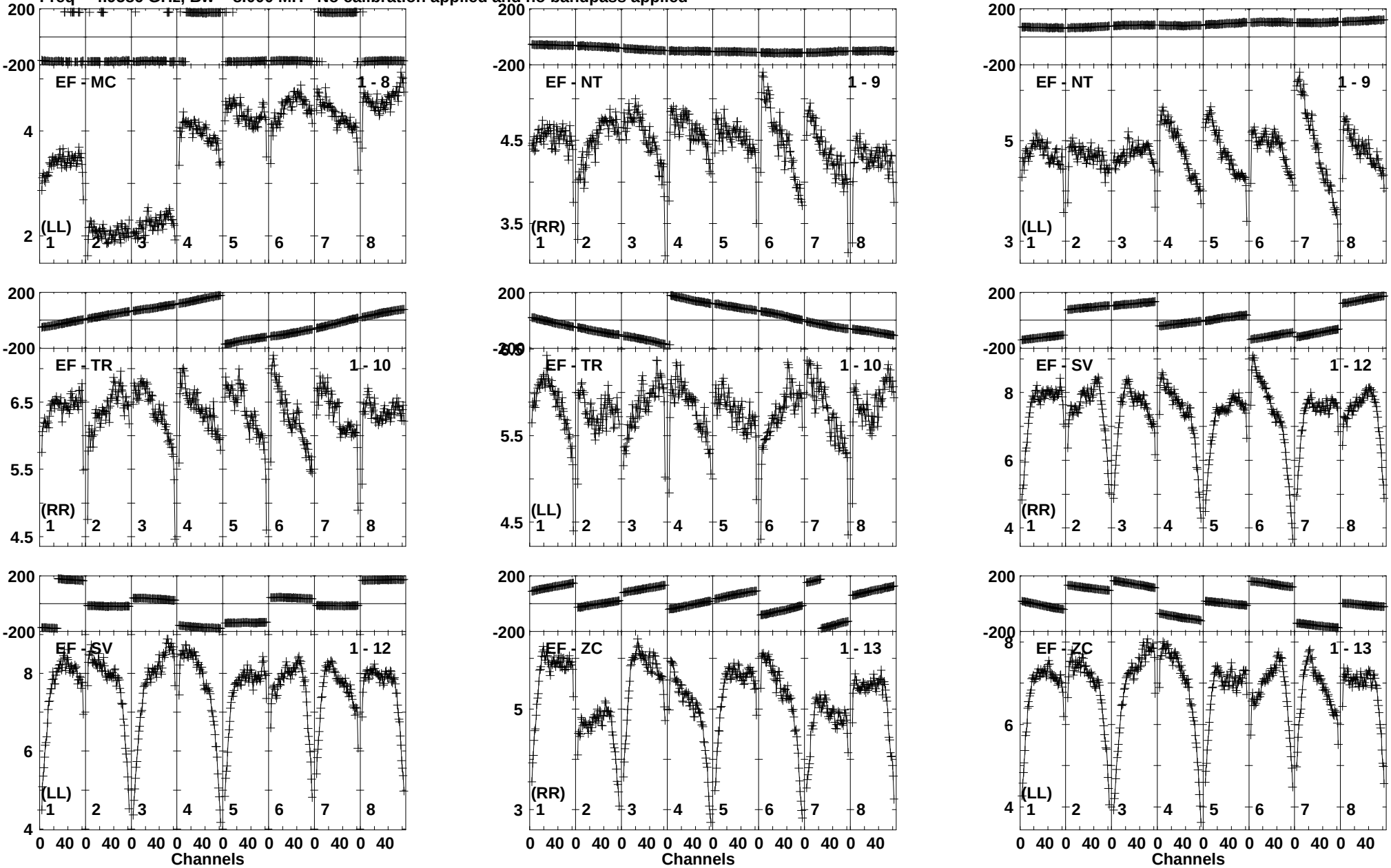

Lower frame: Milli Ampl Jy Top frame: Phas deg
Vector averaged cross-power spectrum Baseline: EF (01) - MC (08)
Timerange: 00/12:06:03 to 00/12:09:59

Plot file version 6 created 10-DEC-2015 15:33:40
J0126+2559 N15C2.UVDATA.1
Freq = 4.9586 GHz, Bw = 8.000 MH No calibration applied and no bandpass applied

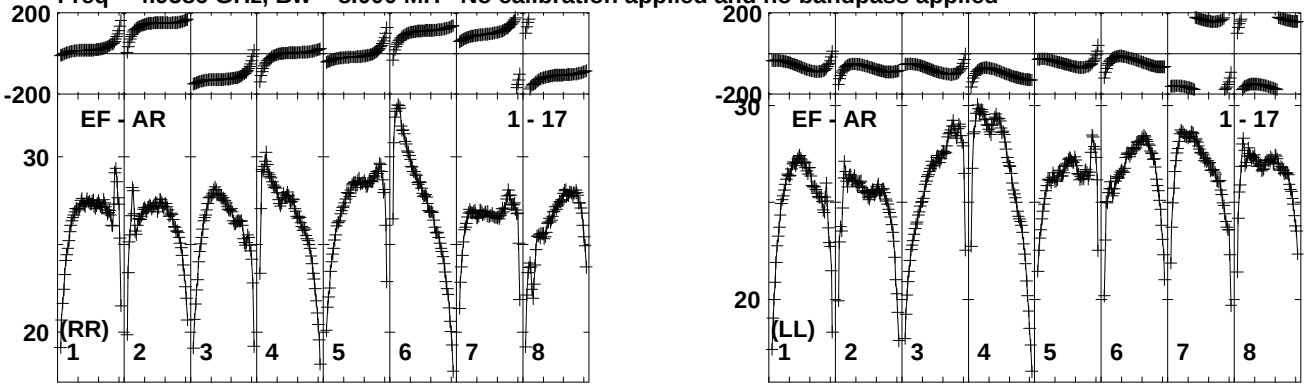

Lower frame: Milli Ampl Jy Top frame: Phas deg
Vector averaged cross-power spectrum Baseline: EF (01) - AR (17)
Timerange: 00/12:06:03 to 00/12:09:59

Plot file version 7 created 10-DEC-2015 15:33:40
J0126+2559 N15C2.UVDATA.1
Freq = 4.9586 GHz, Bw = 8.000 MH No calibration applied and no bandpass applied

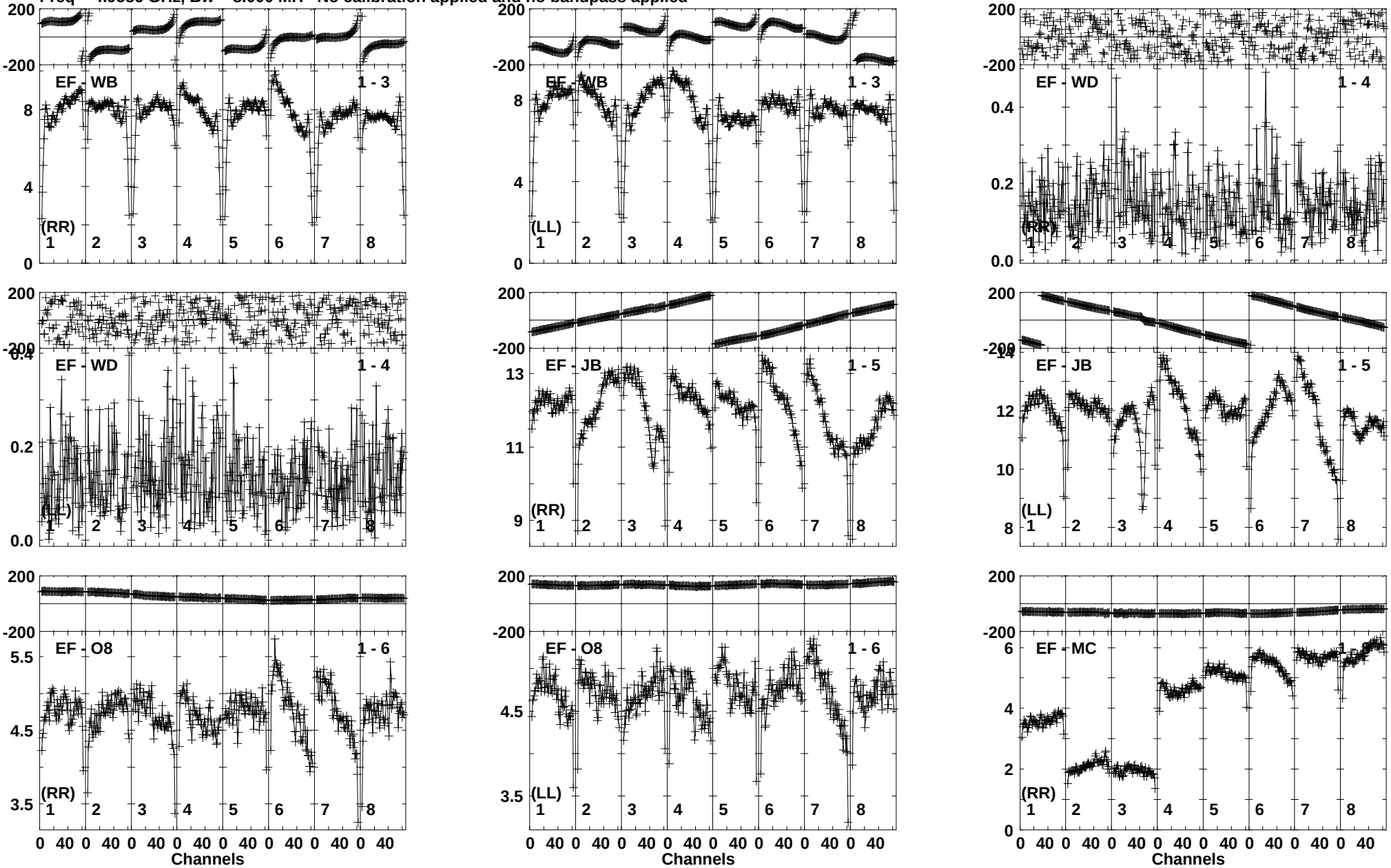

Lower frame: Milli Ampl Jy Top frame: Phas deg
Vector averaged cross-power spectrum Baseline: EF (01) - WB (03)
Timerange: 00/12:12:03 to 00/12:15:59

Plot file version 8 created 10-DEC-2015 15:33:41
J0126+2559 N15C2.UVDATA.1
Freq = 4.9586 GHz, Bw = 8.000 MH No calibration applied and no bandpass applied

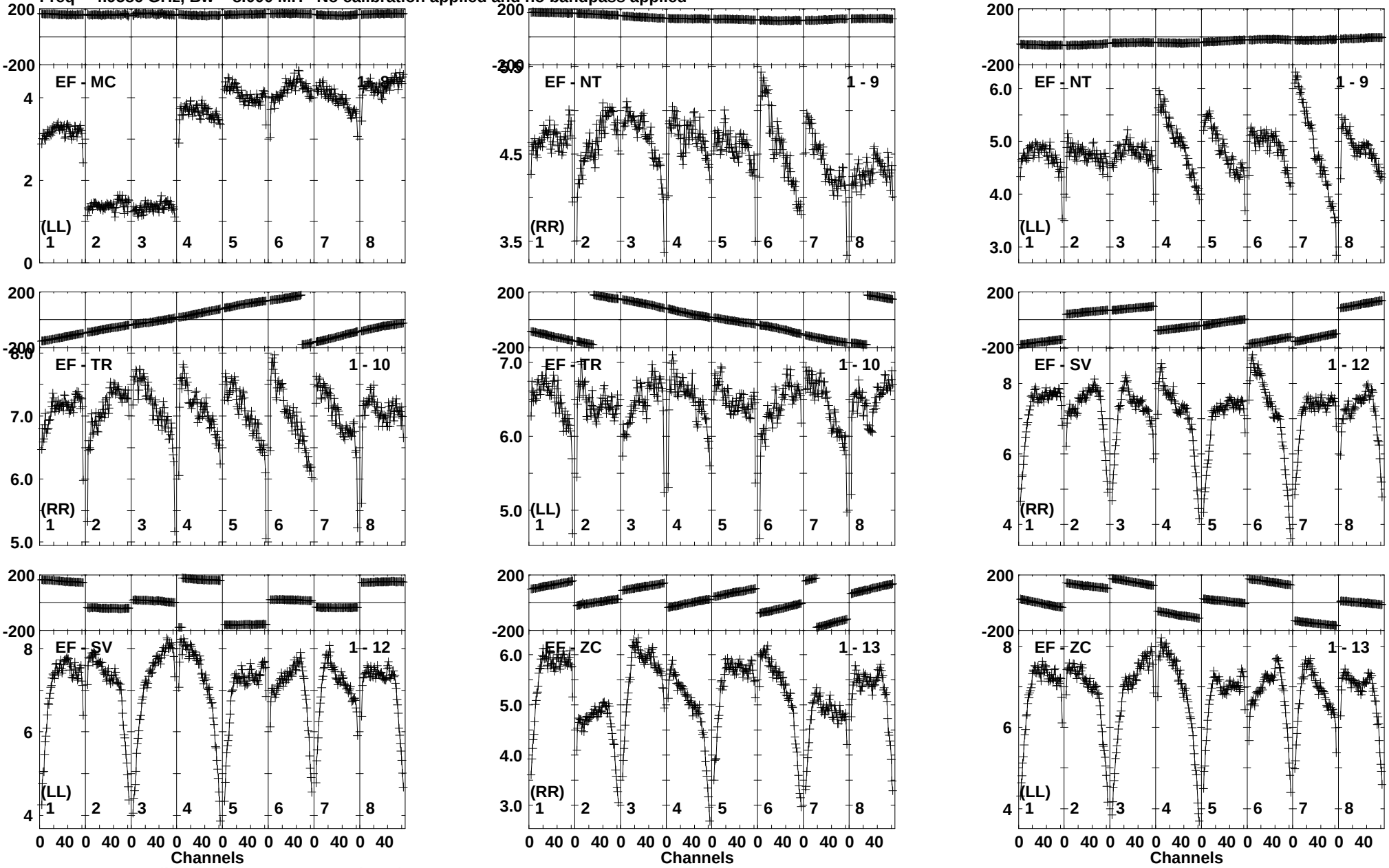

Lower frame: Milli Ampl Jy Top frame: Phas deg
Vector averaged cross-power spectrum Baseline: EF (01) - MC (08)
Timerange: 00/12:12:03 to 00/12:15:59

Plot file version 9 created 10-DEC-2015 15:33:42
J0126+2559 N15C2.UVDATA.1
Freq = 4.9586 GHz, Bw = 8.000 MH No calibration applied and no bandpass applied

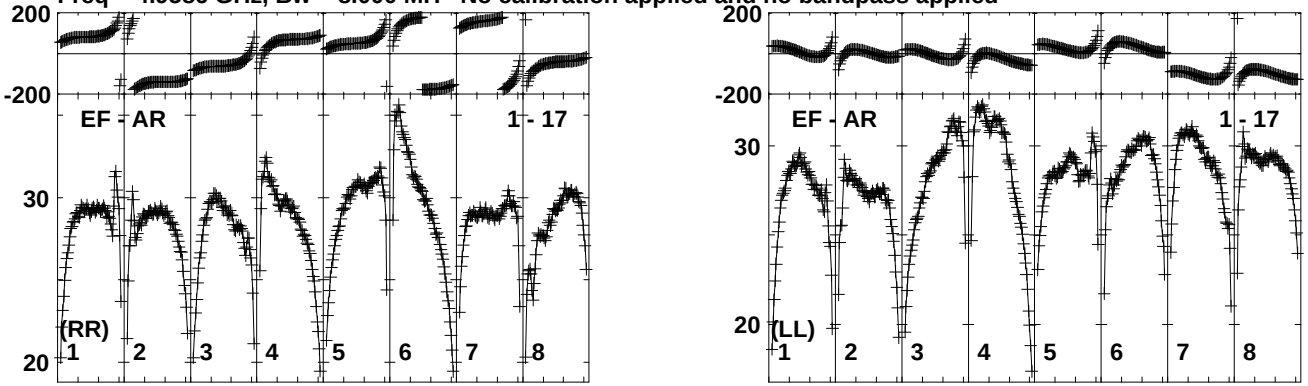

Lower frame: Milli Ampl Jy Top frame: Phas deg
Vector averaged cross-power spectrum Baseline: EF (01) - AR (17)
Timerange: 00/12:12:03 to 00/12:15:59

Plot file version 10 created 10-DEC-2015 15:33:42
J0126+2559 N15C2.UVDATA.1
Freq = 4.9586 GHz, Bw = 8.000 MH No calibration applied and no bandpass applied

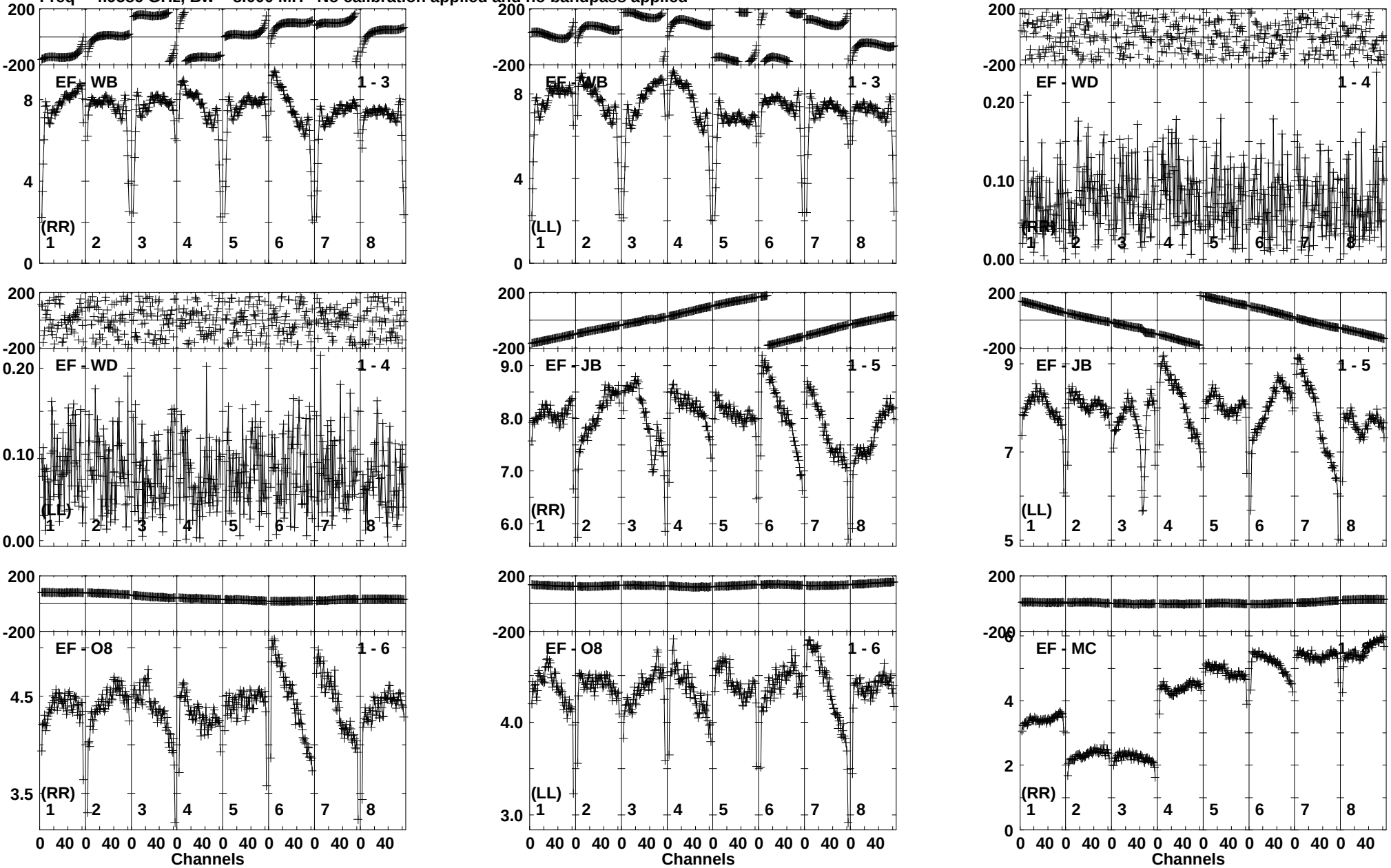

Lower frame: Milli Ampl Jy Top frame: Phas deg
Vector averaged cross-power spectrum Baseline: EF (01) - WB (03)
Timerange: 00/12:18:01 to 00/12:31:59

Plot file version 11 created 10-DEC-2015 15:33:43
J0126+2559 N15C2.UVDATA.1
Freq = 4.9586 GHz, Bw = 8.000 MH No calibration applied and no bandpass applied

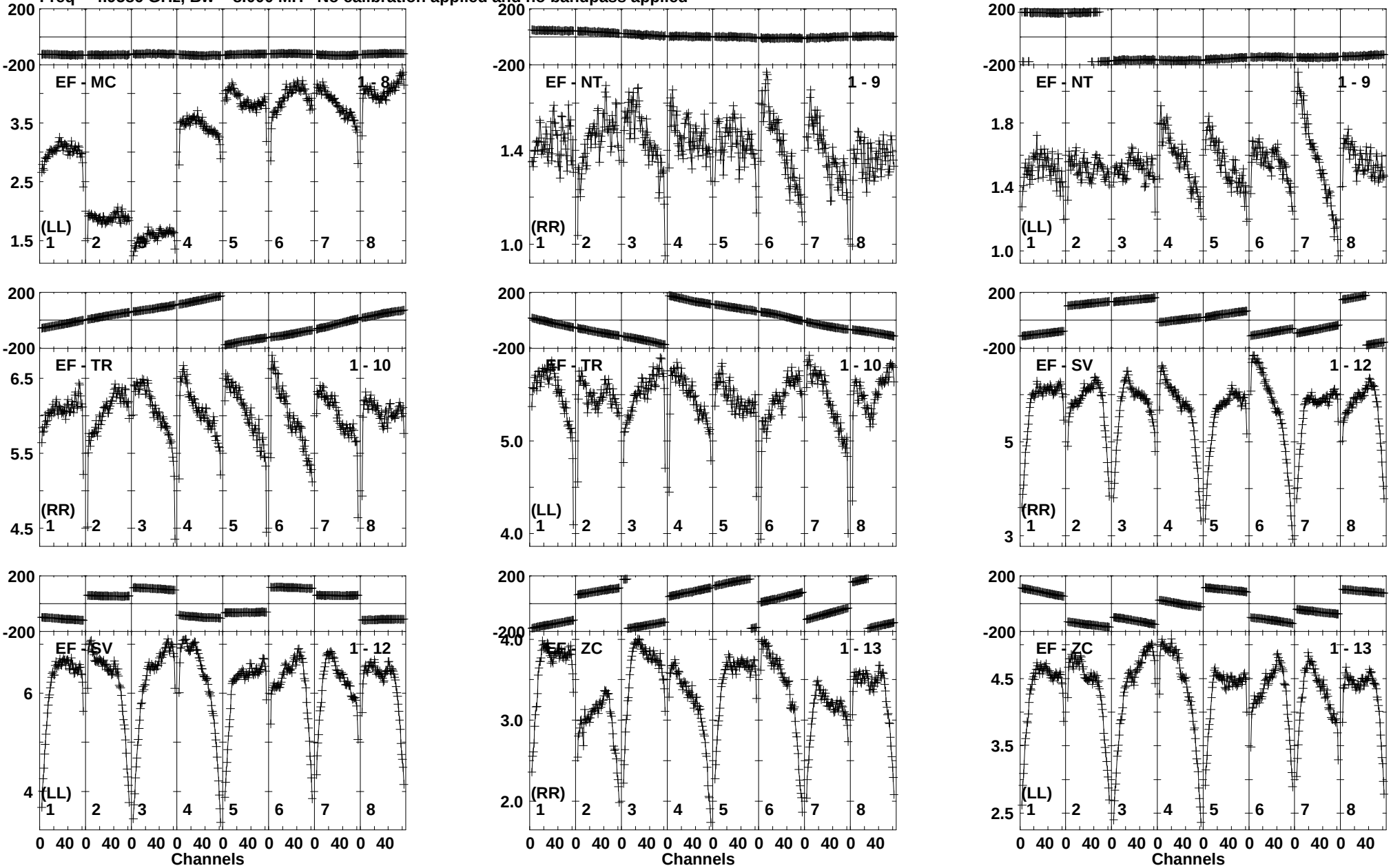

Lower frame: Milli Ampl Jy Top frame: Phas deg
Vector averaged cross-power spectrum Baseline: EF (01) - MC (08)
Timerange: 00/12:18:01 to 00/12:31:59

Plot file version 12 created 10-DEC-2015 15:33:45
J0126+2559 N15C2.UVDATA.1
Freq = 4.9586 GHz, Bw = 8.000 MH No calibration applied and no bandpass applied

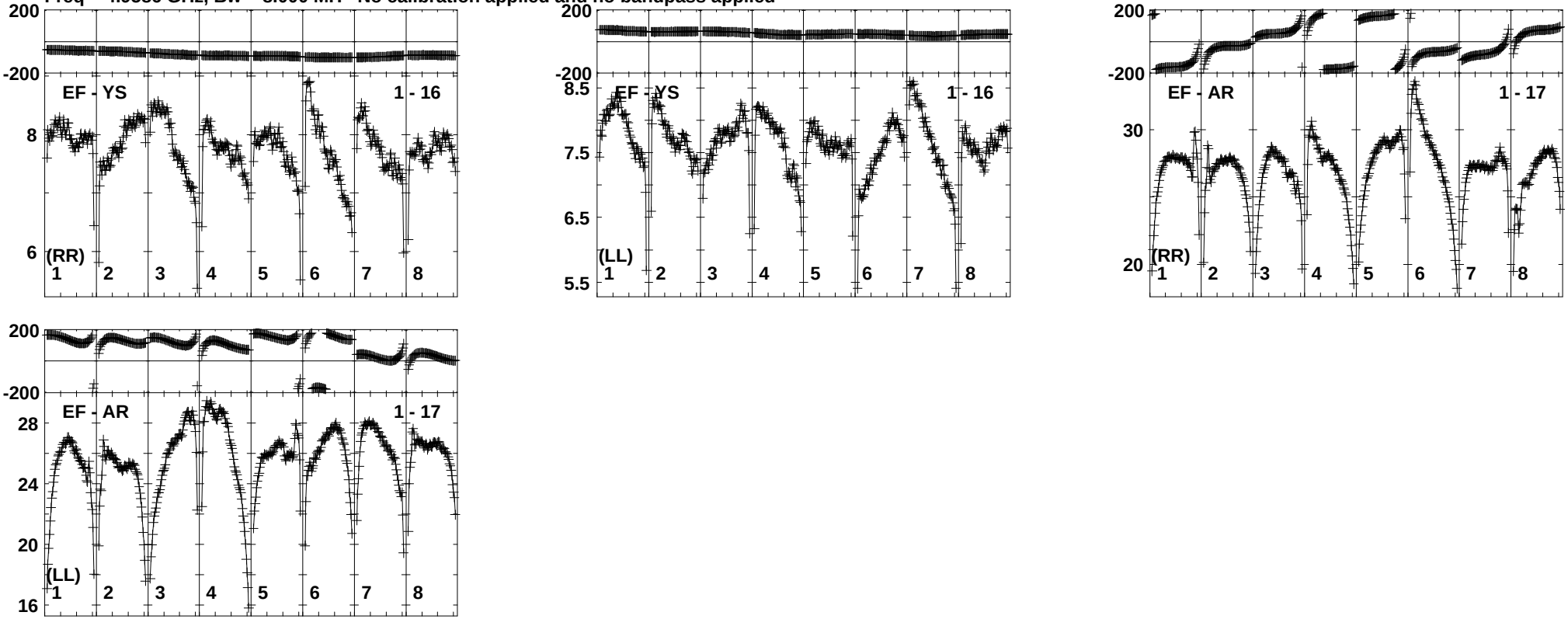

Lower frame: Milli Ampl Jy Top frame: Phas deg
Vector averaged cross-power spectrum Baseline: EF (01) - YS (16)
Timerange: 00/12:18:01 to 00/12:31:59

Plot file version 13 created 10-DEC-2015 15:33:46
J0126+2559 N15C2.UVDATA.1
Freq = 4.9586 GHz, Bw = 8.000 MH No calibration applied and no bandpass applied

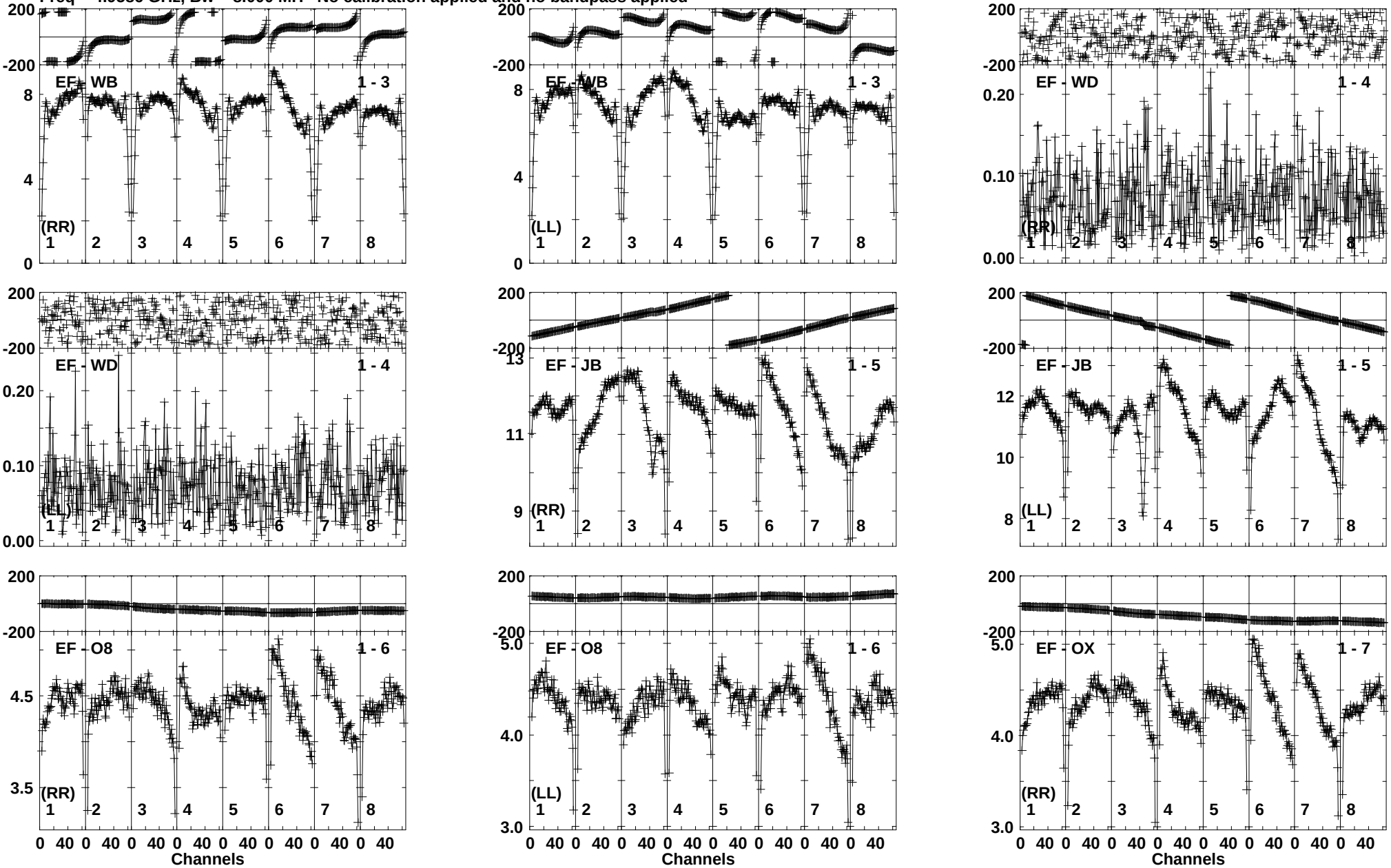

Lower frame: Milli Ampl Jy Top frame: Phas deg
Vector averaged cross-power spectrum Baseline: EF (01) - WB (03)
Timerange: 00/12:34:03 to 00/12:47:59

Plot file version 14 created 10-DEC-2015 15:33:46
J0126+2559 N15C2.UVDATA.1
Freq = 4.9586 GHz, Bw = 8.000 MH No calibration applied and no bandpass applied

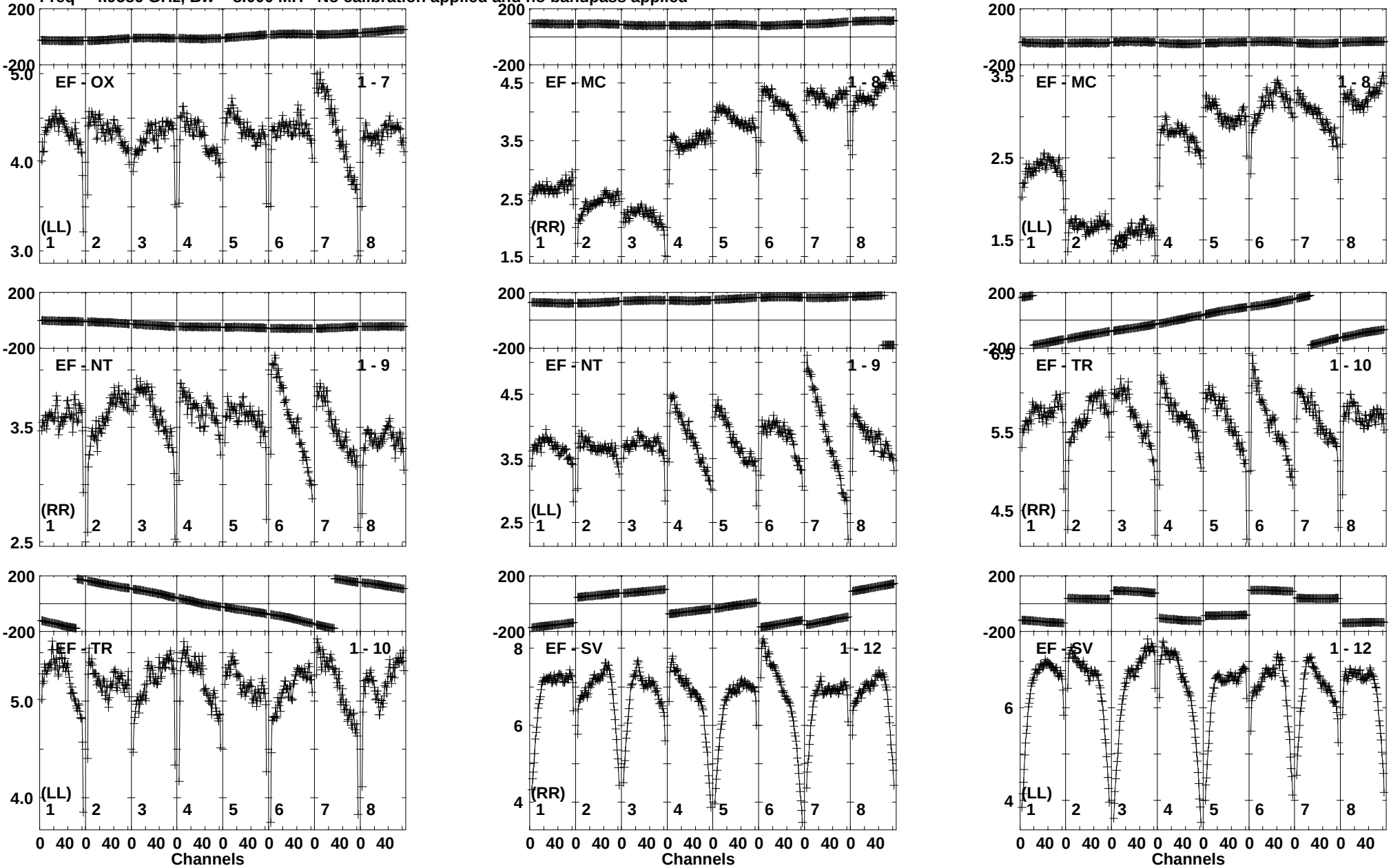

Lower frame: Milli Ampl Jy Top frame: Phas deg
Vector averaged cross-power spectrum Baseline: EF (01) - OX (07)
Timerange: 00/12:34:03 to 00/12:47:59

Plot file version 15 created 10-DEC-2015 15:33:48
J0126+2559 N15C2.UVDATA.1
Freq = 4.9586 GHz, Bw = 8.000 MH No calibration applied and no bandpass applied

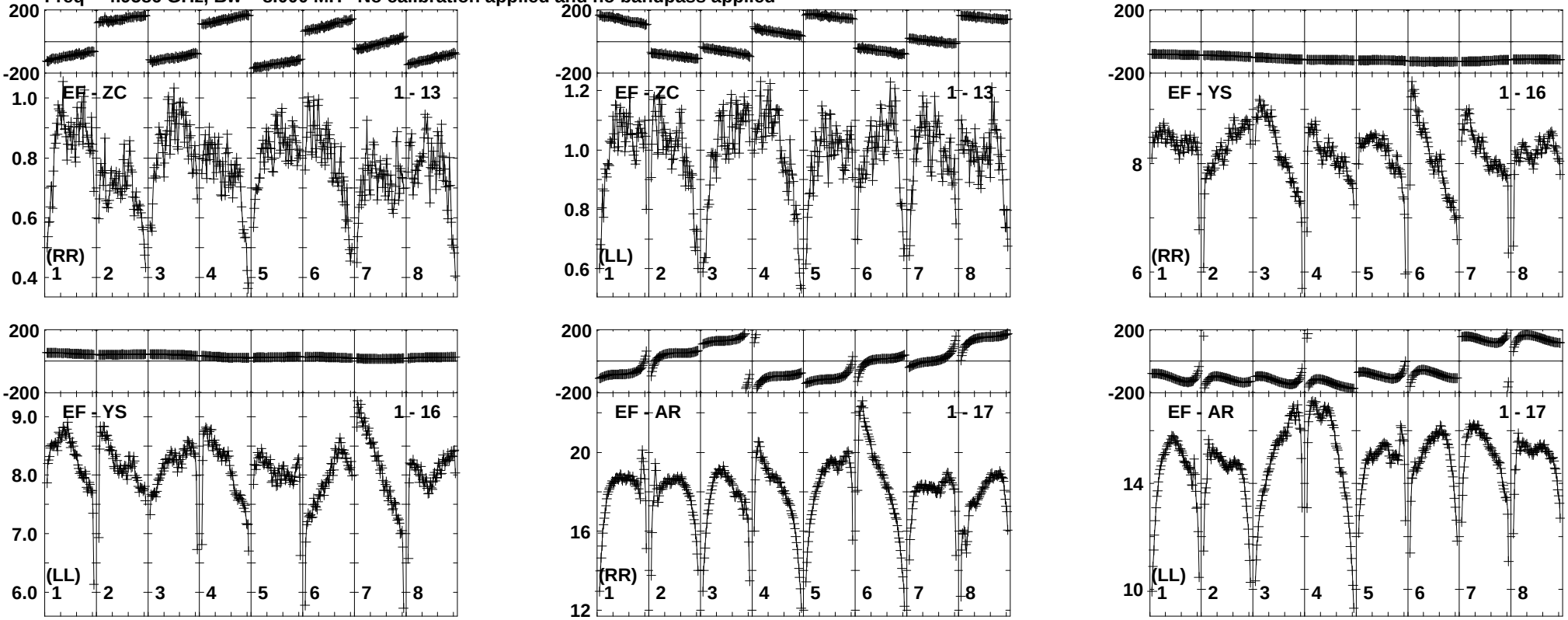

Lower frame: Milli Ampl Jy Top frame: Phas deg
Vector averaged cross-power spectrum Baseline: EF (01) - ZC (13)
Timerange: 00/12:34:03 to 00/12:47:59

Plot file version 16 created 10-DEC-2015 15:33:49
J0126+2559 N15C2.UVDATA.1
Freq = 4.9586 GHz, Bw = 8.000 MH No calibration applied and no bandpass applied

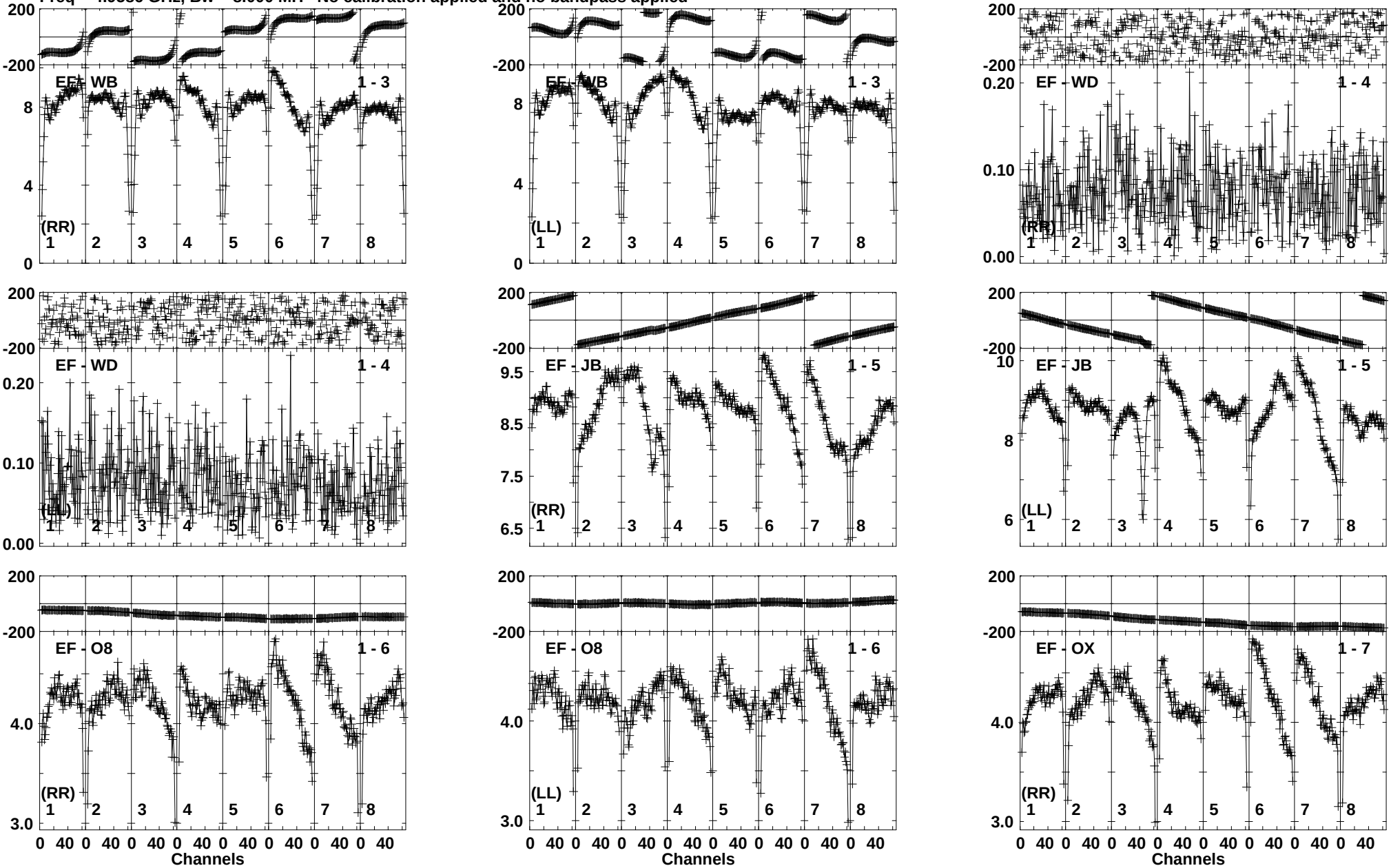

Lower frame: Milli Ampl Jy Top frame: Phas deg
Vector averaged cross-power spectrum Baseline: EF (01) - WB (03)
Timerange: 00/12:50:03 to 00/13:03:59

Plot file version 17 created 10-DEC-2015 15:33:50
J0126+2559 N15C2.UVDATA.1
Freq = 4.9586 GHz, Bw = 8.000 MH No calibration applied and no bandpass applied

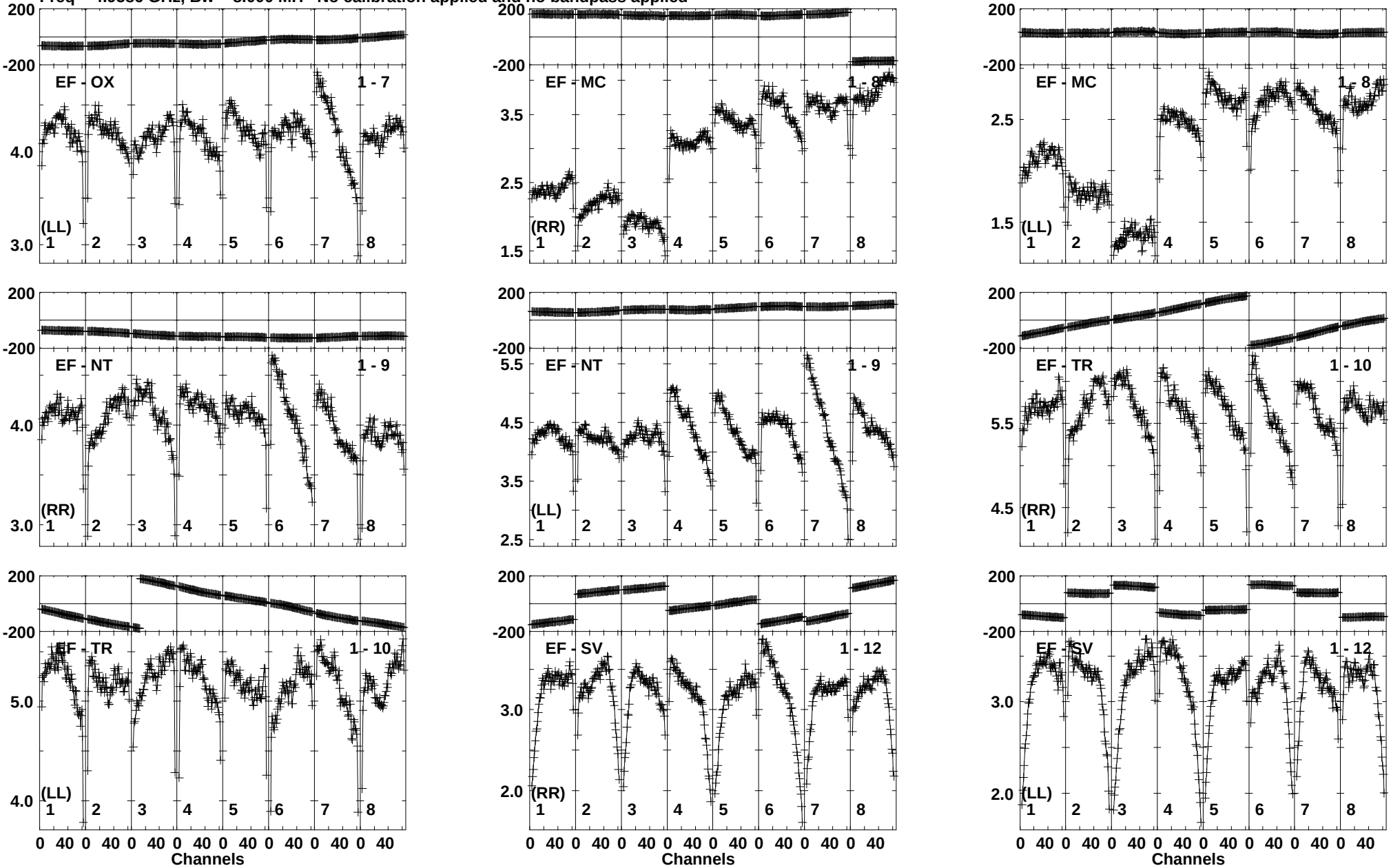

Lower frame: Milli Ampl Jy Top frame: Phas deg
Vector averaged cross-power spectrum Baseline: EF (01) - OX (07)
Timerange: 00/12:50:03 to 00/13:03:59

Plot file version 18 created 10-DEC-2015 15:33:51
J0126+2559 N15C2.UVDATA.1
Freq = 4.9586 GHz, Bw = 8.000 MH No calibration applied and no bandpass applied

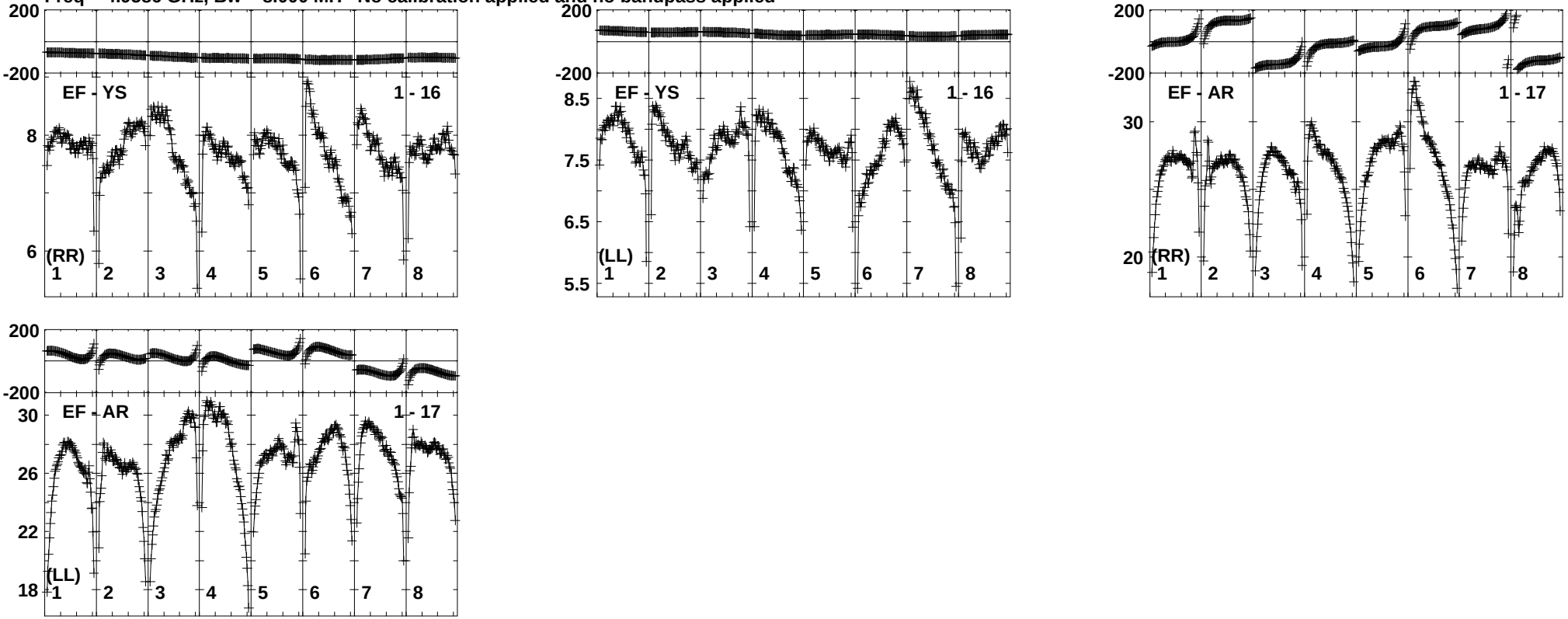

Lower frame: Milli Ampl Jy Top frame: Phas deg
Vector averaged cross-power spectrum Baseline: EF (01) - YS (16)
Timerange: 00/12:50:03 to 00/13:03:59

Plot file version 19 created 10-DEC-2015 15:33:51
J0126+2559 N15C2.UVDATA.1
Freq = 4.9586 GHz, Bw = 8.000 MH No calibration applied and no bandpass applied

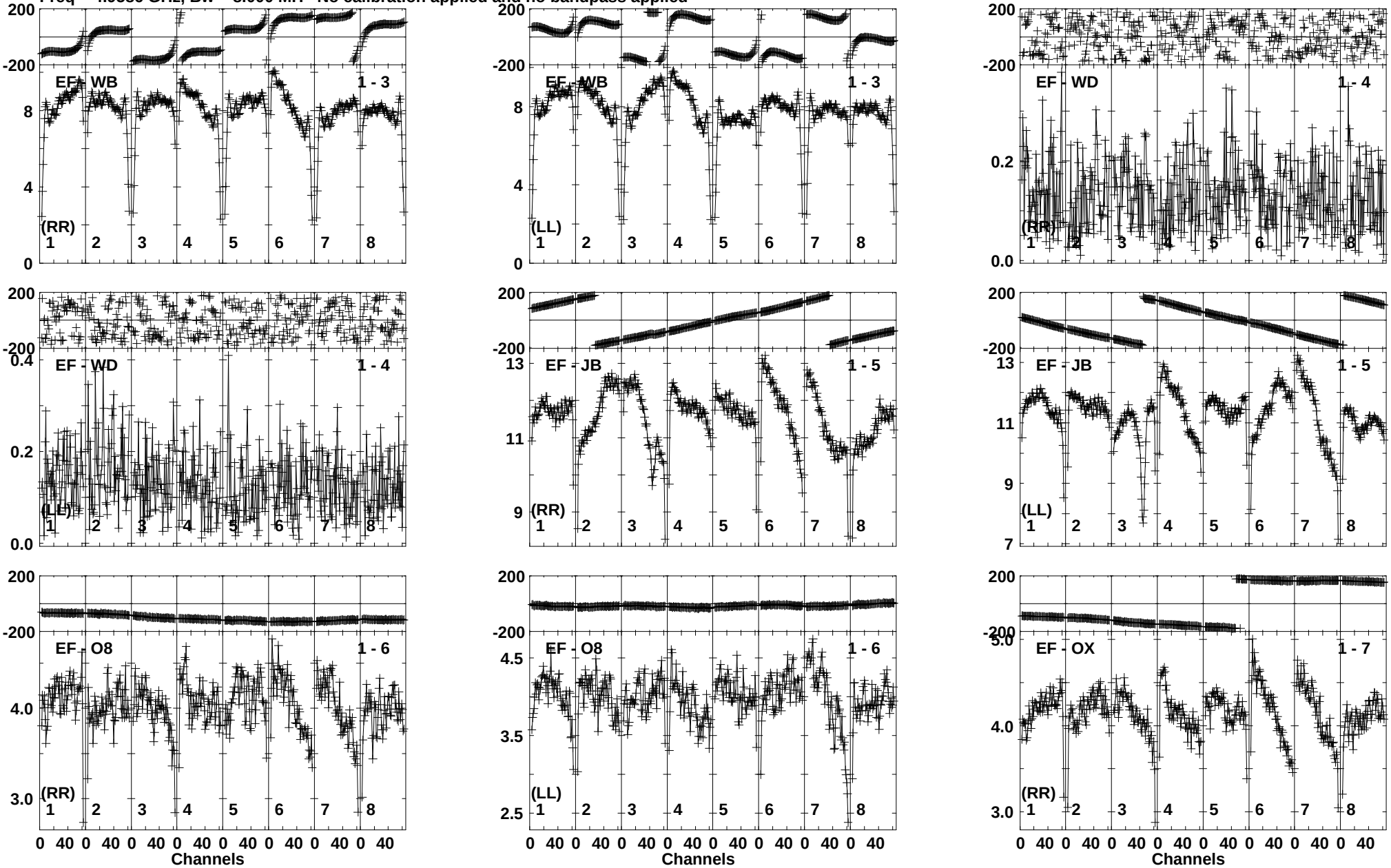

Lower frame: Milli Ampl Jy Top frame: Phas deg
Vector averaged cross-power spectrum Baseline: EF (01) - WB (03)
Timerange: 00/13:06:03 to 00/13:09:59

Plot file version 20 created 10-DEC-2015 15:33:51
J0126+2559 N15C2.UVDATA.1
Freq = 4.9586 GHz, Bw = 8.000 MH No calibration applied and no bandpass applied

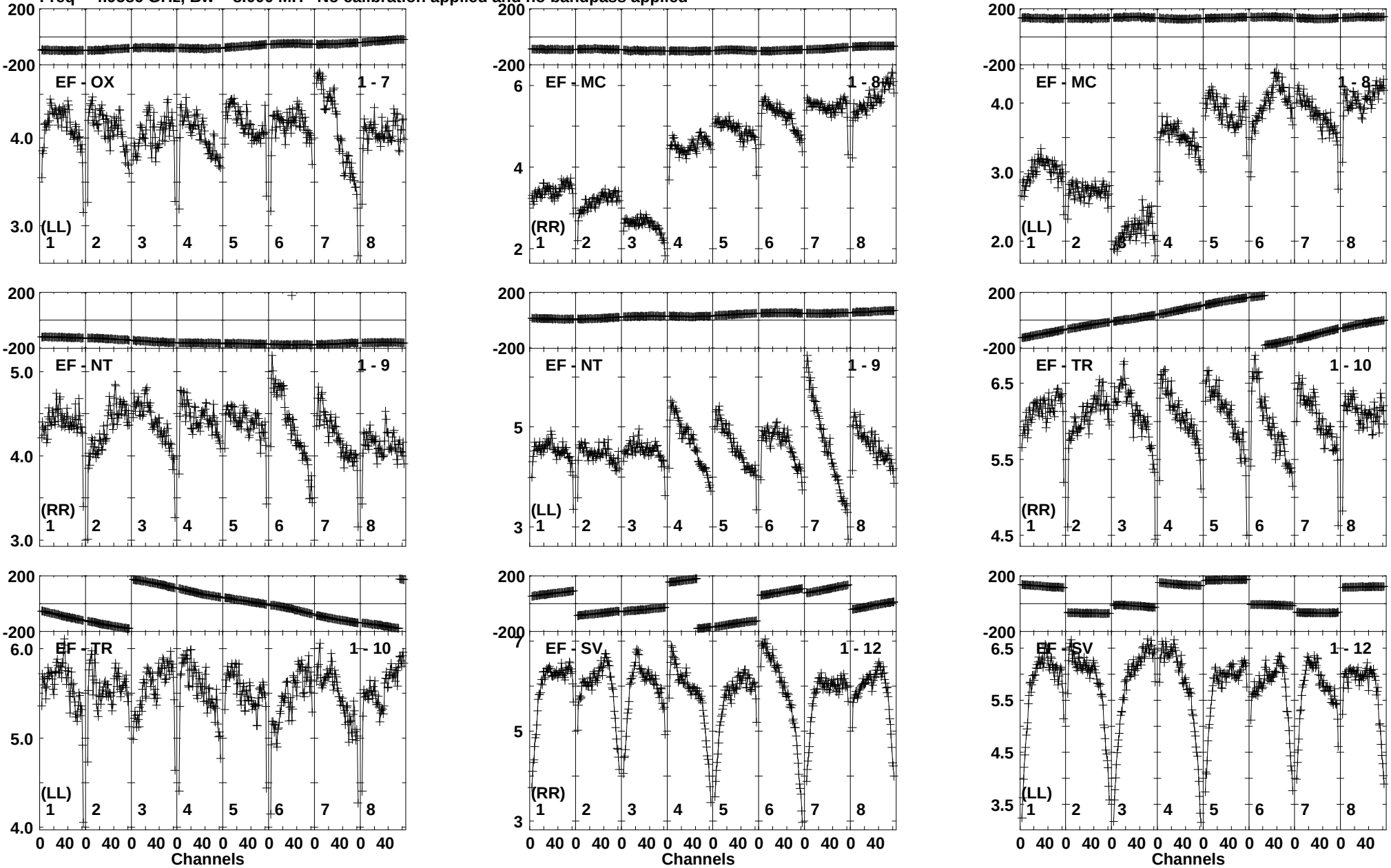

Lower frame: Milli Ampl Jy Top frame: Phas deg
Vector averaged cross-power spectrum Baseline: EF (01) - OX (07)
Timerange: 00/13:06:03 to 00/13:09:59

Plot file version 21 created 10-DEC-2015 15:33:52
J0126+2559 N15C2.UVDATA.1
Freq = 4.9586 GHz, Bw = 8.000 MH No calibration applied and no bandpass applied

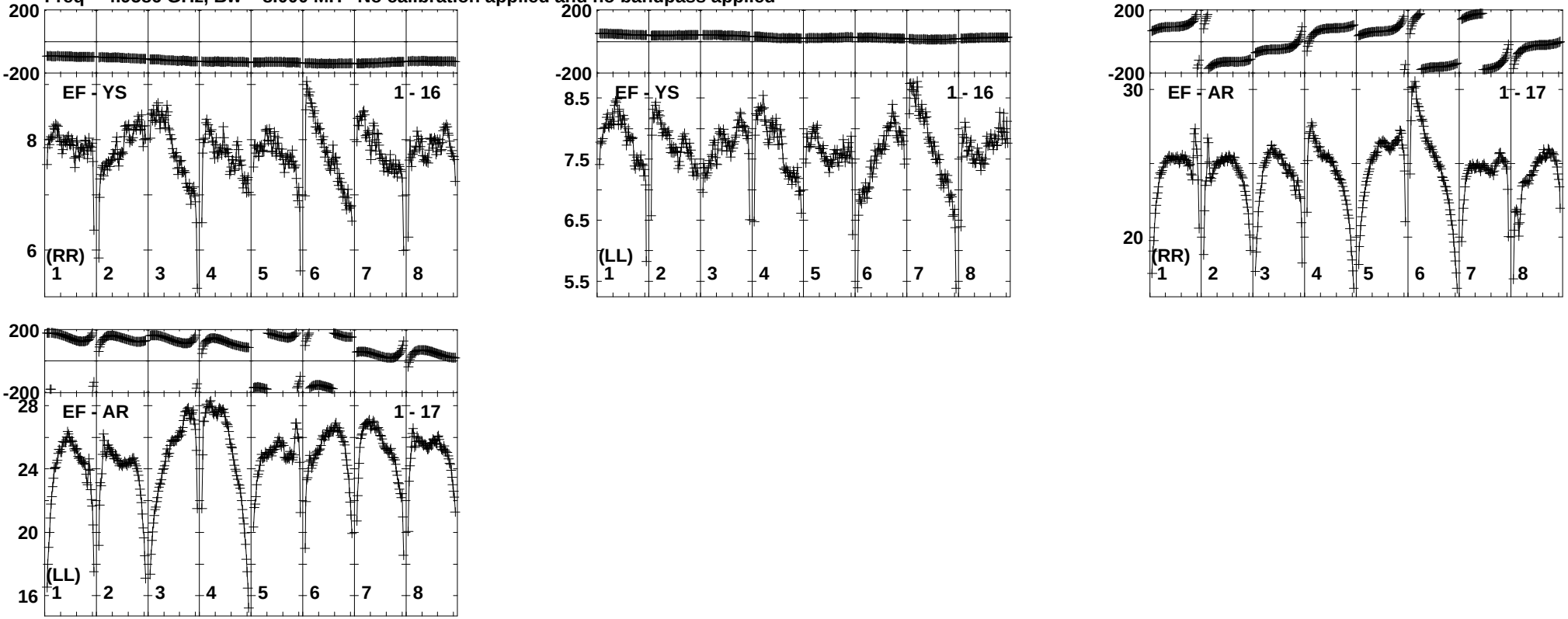

Lower frame: Milli Ampl Jy Top frame: Phas deg
Vector averaged cross-power spectrum Baseline: EF (01) - YS (16)
Timerange: 00/13:06:03 to 00/13:09:59

Plot file version 22 created 10-DEC-2015 15:33:55
J1051+2119 N15C2.UVDATA.1
Freq = 4.9586 GHz, Bw = 8.000 MH No calibration applied and no bandpass applied

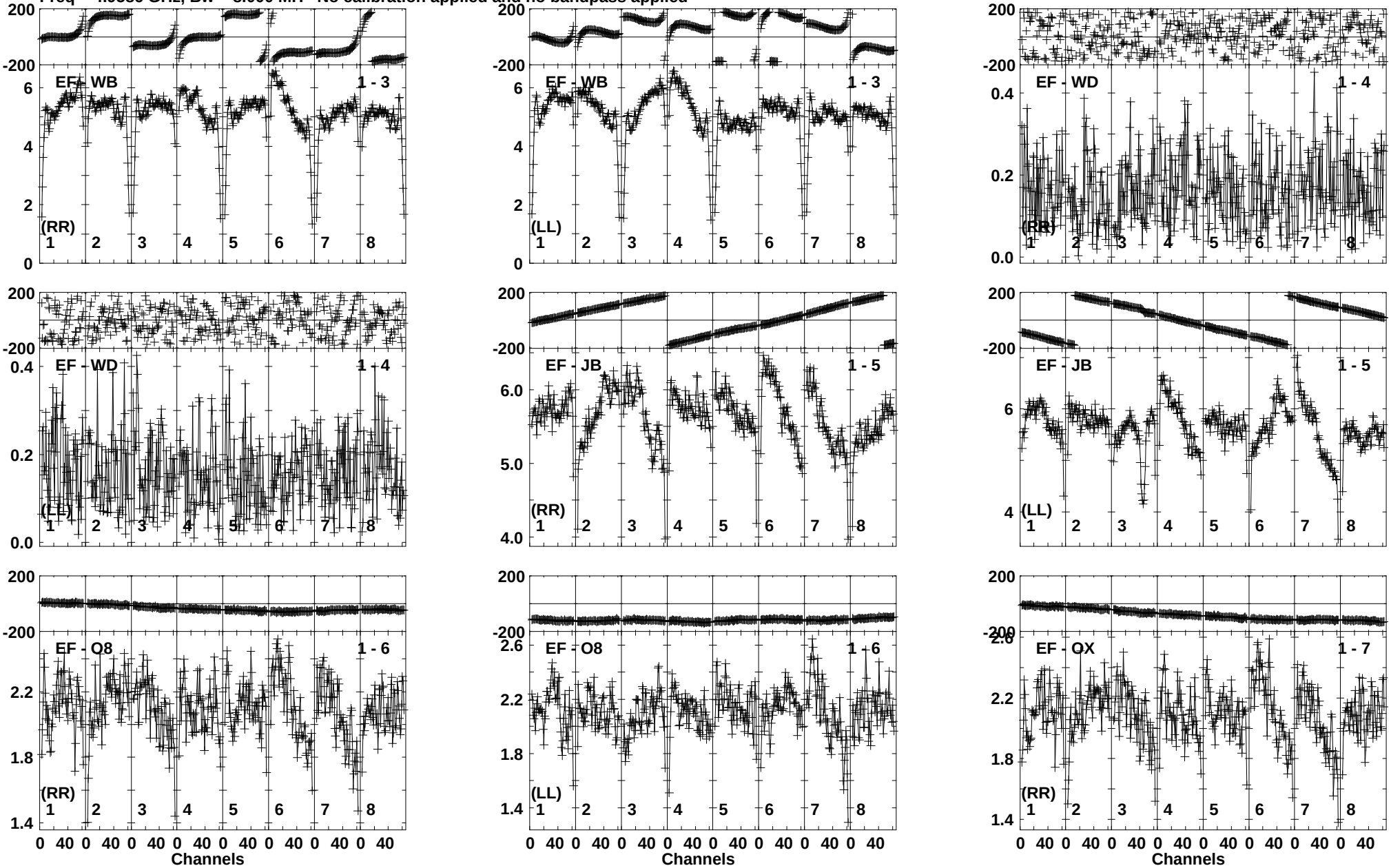

Lower frame: Milli Ampl Jy Top frame: Phas deg
Vector averaged cross-power spectrum Baseline: EF (01) - WB (03)
Timerange: 00/13:40:03 to 00/13:43:59

Plot file version 23 created 10-DEC-2015 15:33:55
J1051+2119 N15C2.UVDATA.1
Freq = 4.9586 GHz, Bw = 8.000 MH No calibration applied and no bandpass applied

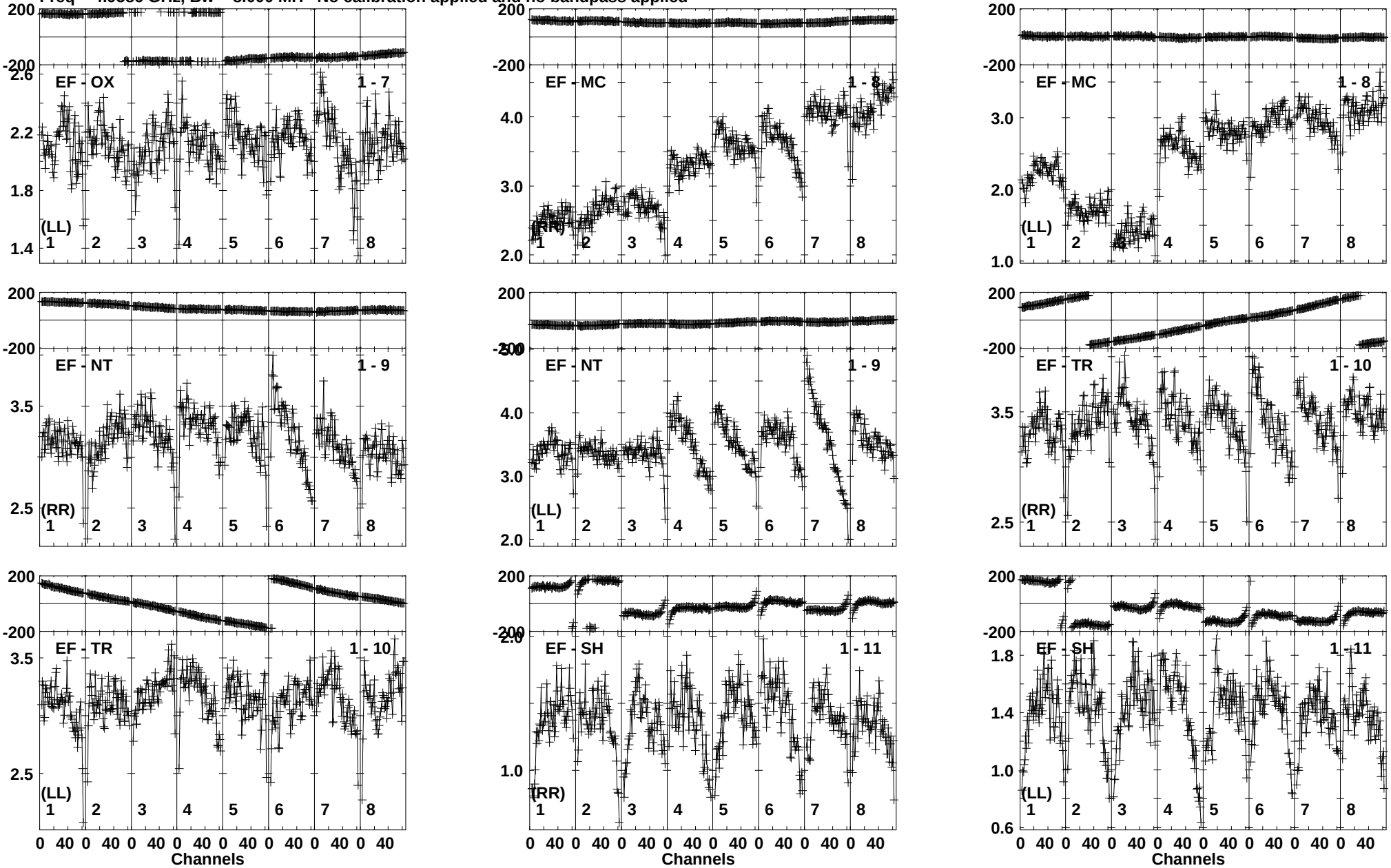

Lower frame: Milli Ampl Jy Top frame: Phas deg
Vector averaged cross-power spectrum Baseline: EF (01) - OX (07)
Timerange: 00/13:40:03 to 00/13:43:59

Plot file version 24 created 10-DEC-2015 15:33:56
J1051+2119 N15C2.UVDATA.1
Freq = 4.9586 GHz, Bw = 8.000 MH No calibration applied and no bandpass applied

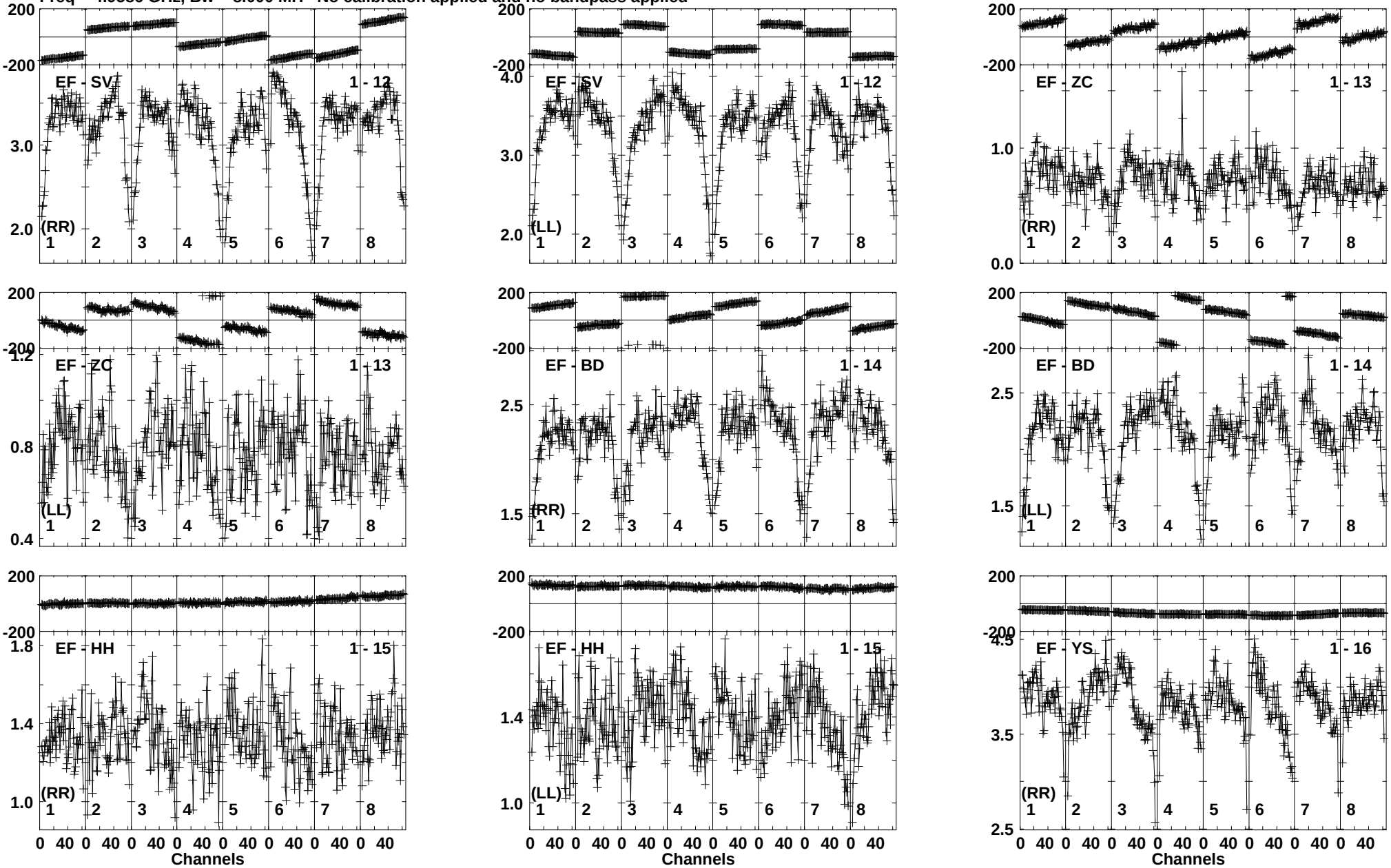

Lower frame: Milli Ampl Jy Top frame: Phas deg
Vector averaged cross-power spectrum Baseline: EF (01) - SV (12)
Timerange: 00/13:40:03 to 00/13:43:59

Plot file version 25 created 10-DEC-2015 15:33:56
J1051+2119 N15C2.UVDATA.1
Freq = 4.9586 GHz, Bw = 8.000 MH No calibration applied and no bandpass applied

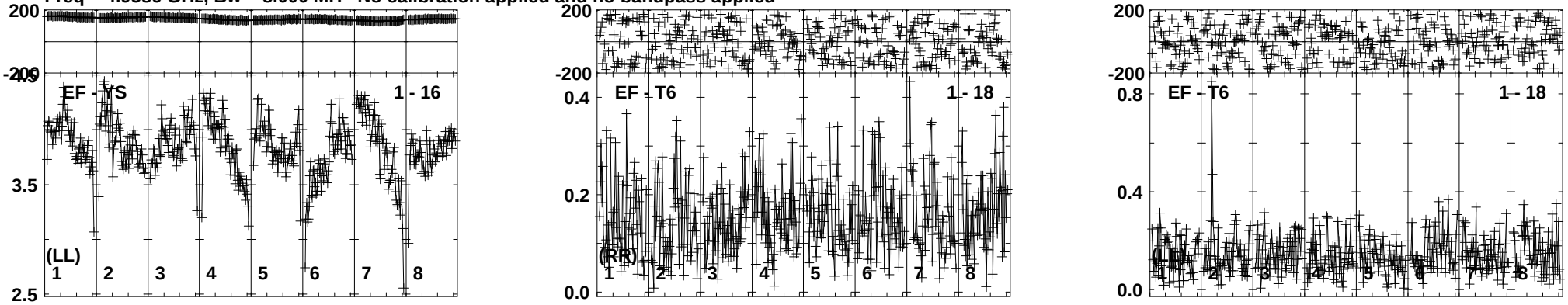

Lower frame: Milli Ampl Jy Top frame: Phas deg
Vector averaged cross-power spectrum Baseline: EF (01) - YS (16)
Timerange: 00/13:40:03 to 00/13:43:59

Plot file version 26 created 10-DEC-2015 15:33:57
J1051+2119 N15C2.UVDATA.1
Freq = 4.9586 GHz, Bw = 8.000 MH No calibration applied and no bandpass applied

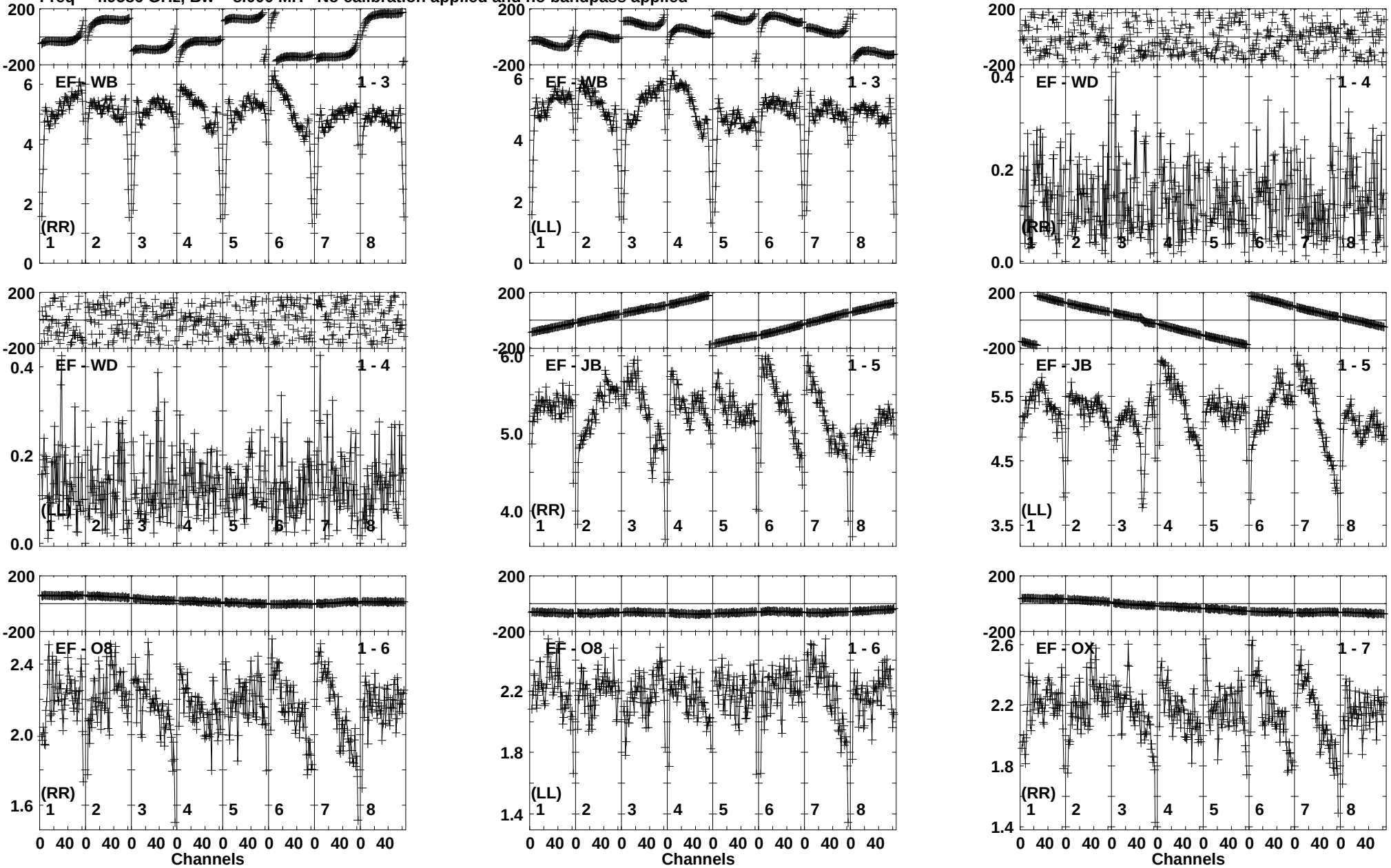

Lower frame: Milli Ampl Jy Top frame: Phas deg
Vector averaged cross-power spectrum Baseline: EF (01) - WB (03)
Timerange: 00/13:46:03 to 00/13:49:59

Plot file version 27 created 10-DEC-2015 15:33:57
J1051+2119 N15C2.UVDATA.1
Freq = 4.9586 GHz, Bw = 8.000 MH No calibration applied and no bandpass applied

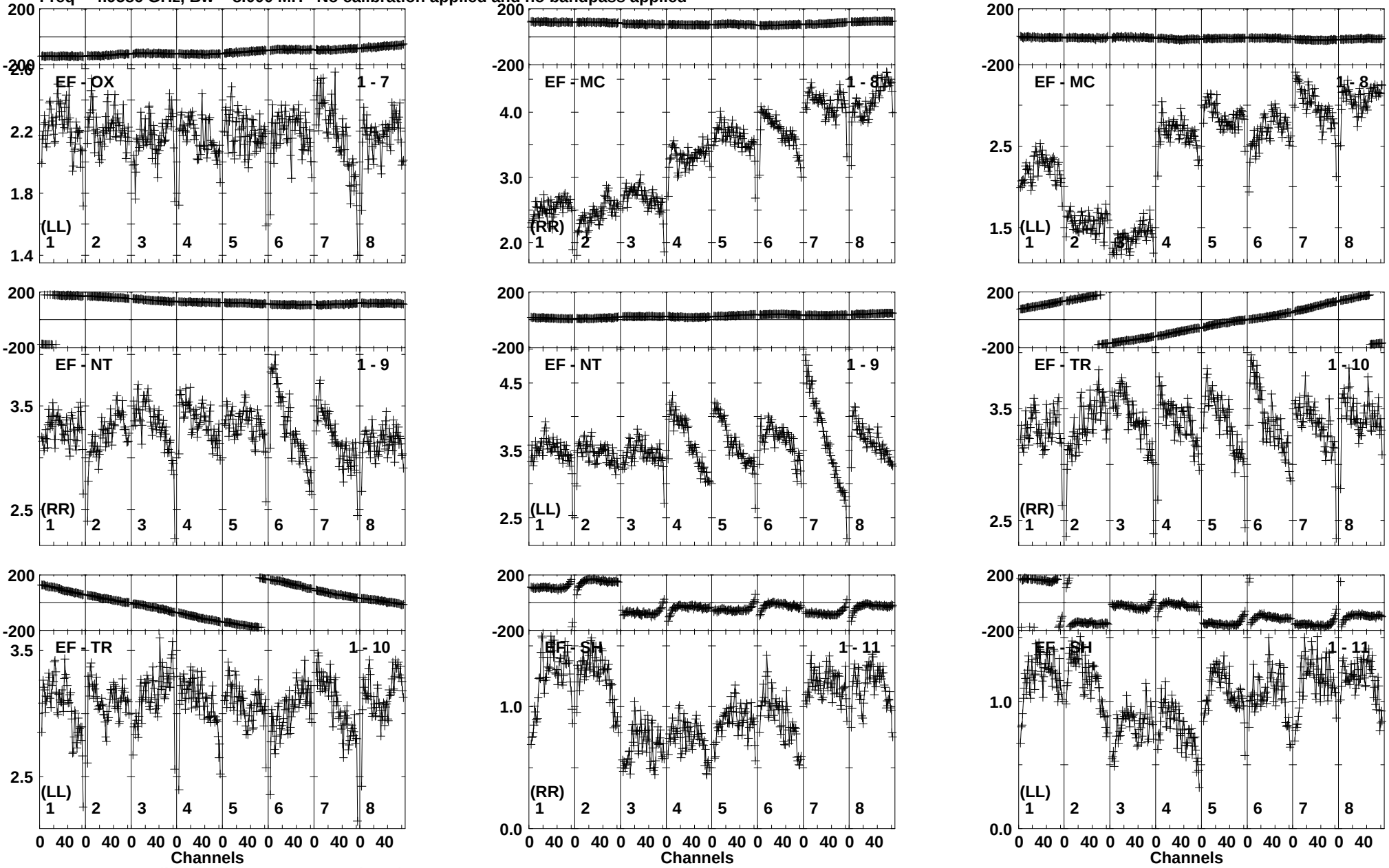

Lower frame: Milli Ampl Jy Top frame: Phas deg
Vector averaged cross-power spectrum Baseline: EF (01) - OX (07)
Timerange: 00/13:46:03 to 00/13:49:59

Plot file version 28 created 10-DEC-2015 15:33:58
J1051+2119 N15C2.UVDATA.1
Freq = 4.9586 GHz, Bw = 8.000 MH No calibration applied and no bandpass applied

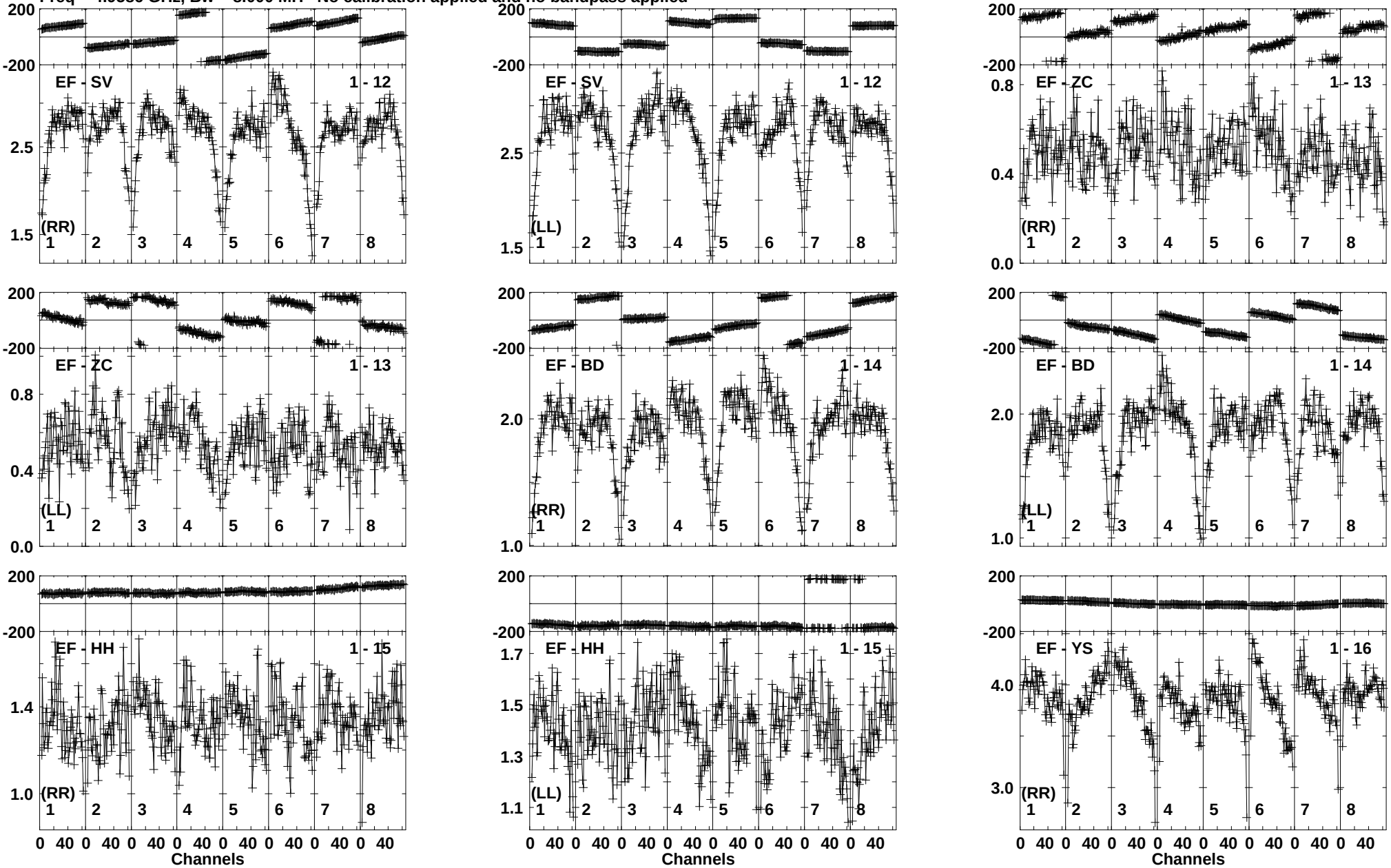

Lower frame: Milli Ampl Jy Top frame: Phas deg
Vector averaged cross-power spectrum Baseline: EF (01) - SV (12)
Timerange: 00/13:46:03 to 00/13:49:59

Plot file version 29 created 10-DEC-2015 15:33:59
J1051+2119 N15C2.UVDATA.1
Freq = 4.9586 GHz, Bw = 8.000 MH No calibration applied and no bandpass applied

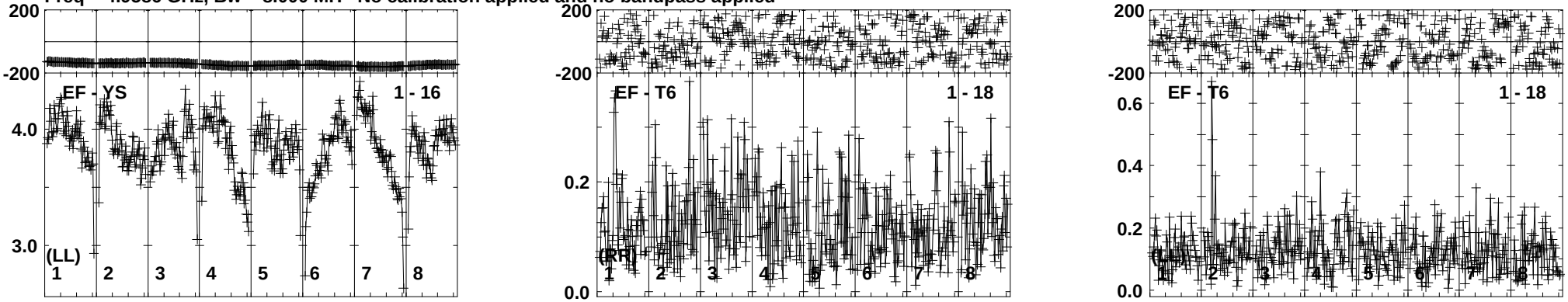

Lower frame: Milli Ampl Jy Top frame: Phas deg
Vector averaged cross-power spectrum Baseline: EF (01) - YS (16)
Timerange: 00/13:46:03 to 00/13:49:59

Plot file version 30 created 10-DEC-2015 15:34:00
J1051+2119 N15C2.UVDATA.1
Freq = 4.9586 GHz, Bw = 8.000 MH No calibration applied and no bandpass applied

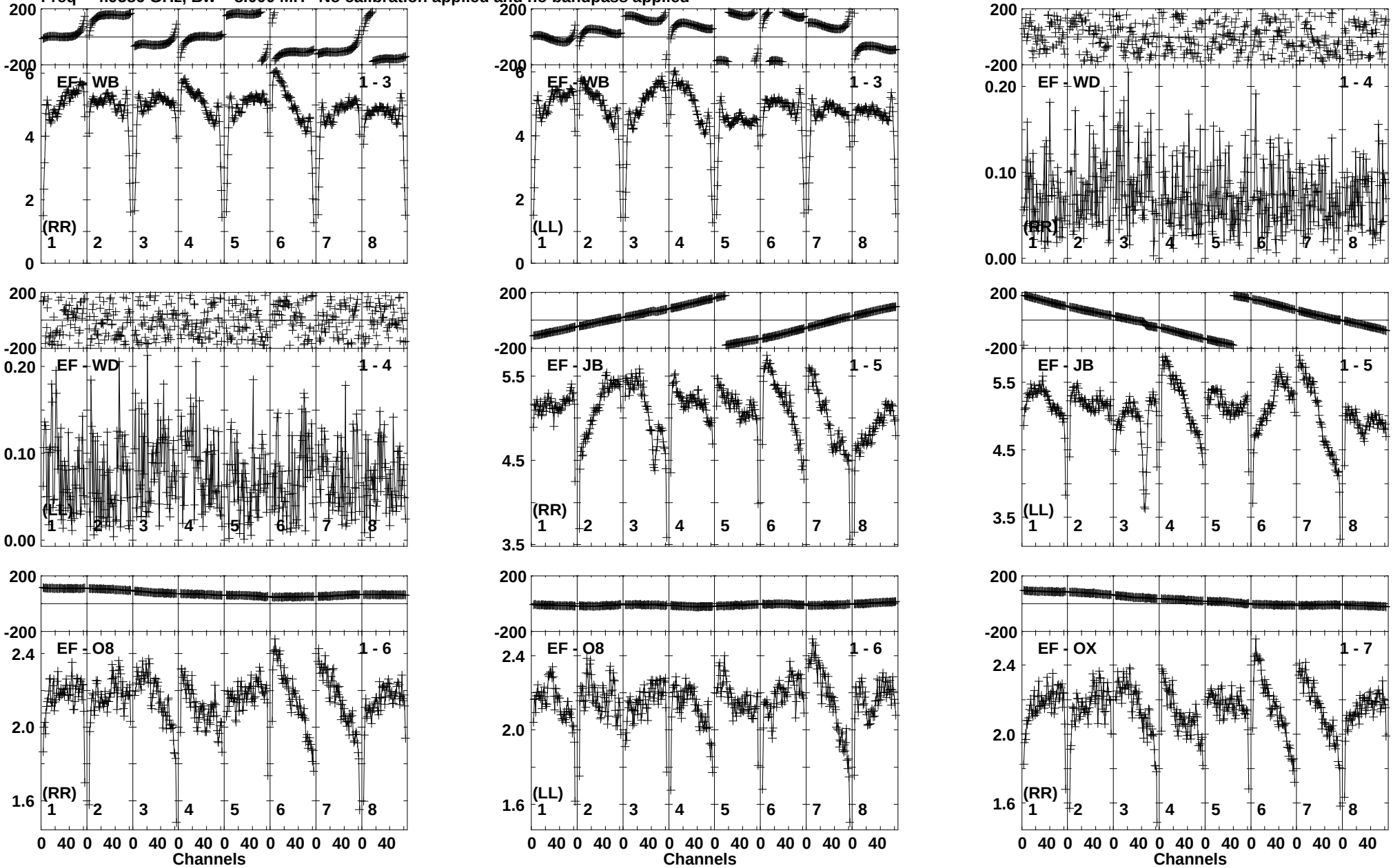

Lower frame: Milli Ampl Jy Top frame: Phas deg
Vector averaged cross-power spectrum Baseline: EF (01) - WB (03)
Timerange: 00/13:52:03 to 00/14:05:59

Plot file version 31 created 10-DEC-2015 15:34:01
J1051+2119 N15C2.UVDATA.1
Freq = 4.9586 GHz, Bw = 8.000 MH No calibration applied and no bandpass applied

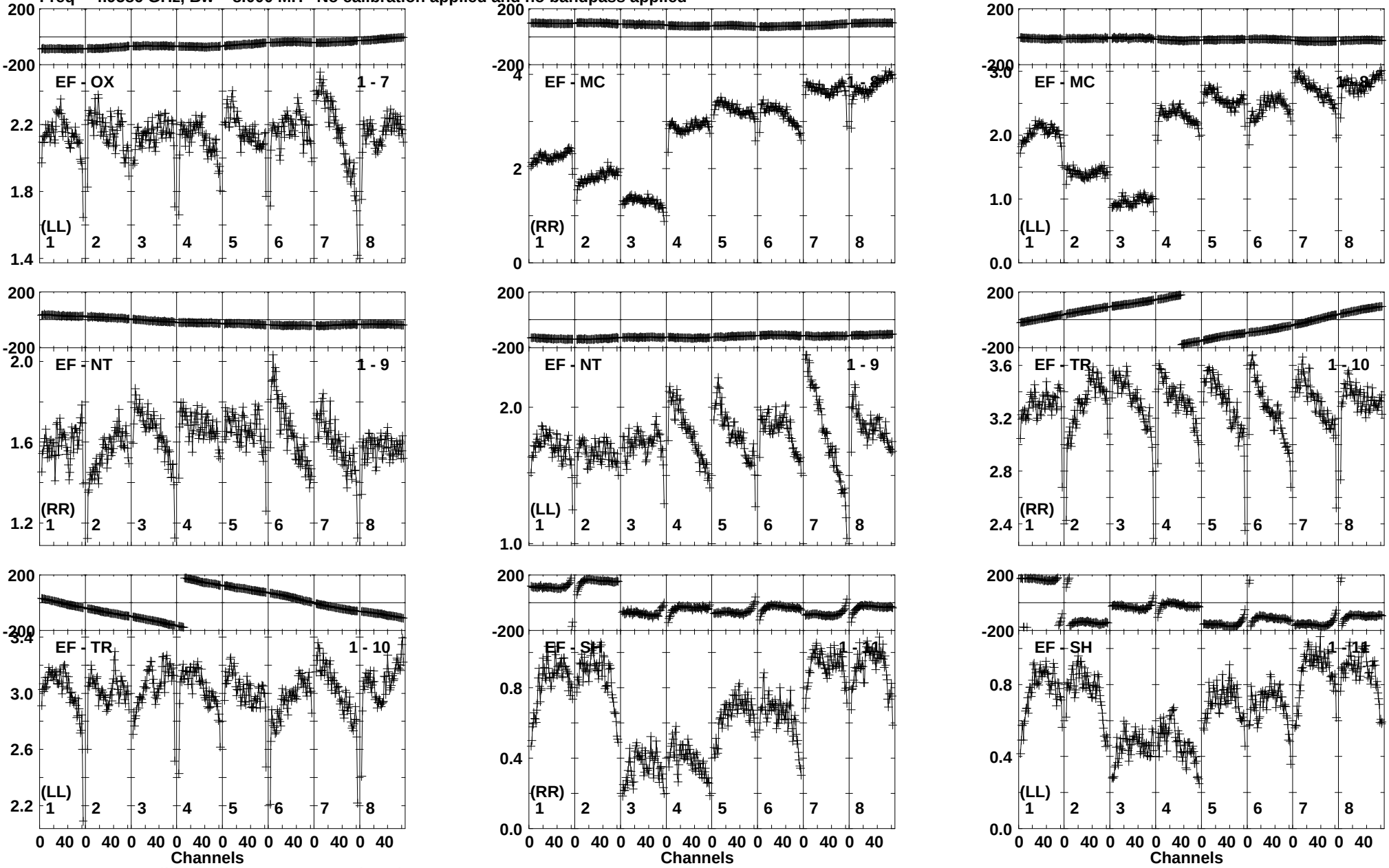

Lower frame: Milli Ampl Jy Top frame: Phas deg
Vector averaged cross-power spectrum Baseline: EF (01) - OX (07)
Timerange: 00/13:52:03 to 00/14:05:59

Plot file version 32 created 10-DEC-2015 15:34:03
J1051+2119 N15C2.UVDATA.1
Freq = 4.9586 GHz, Bw = 8.000 MH No calibration applied and no bandpass applied

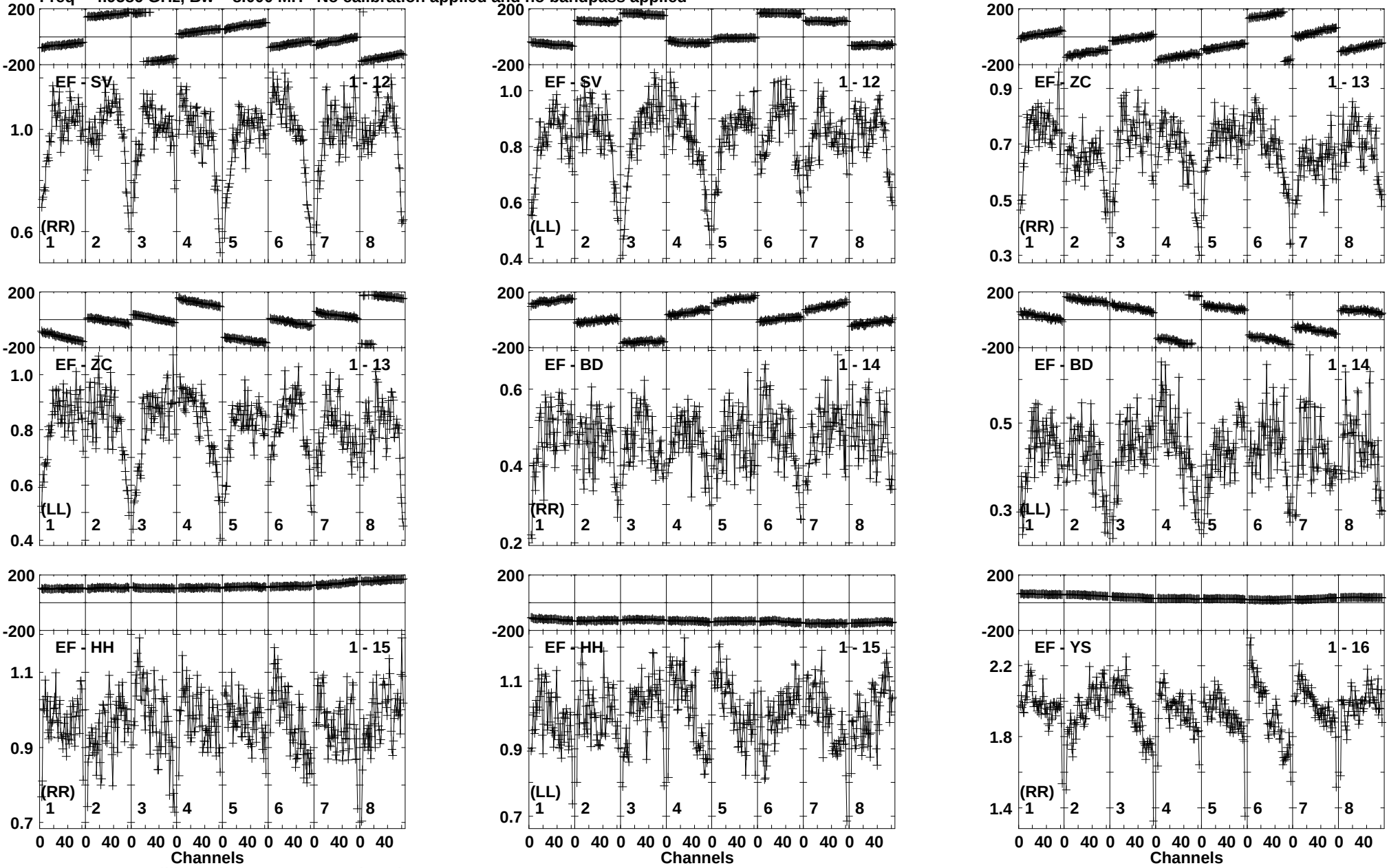

Lower frame: Milli Ampl Jy Top frame: Phas deg
Vector averaged cross-power spectrum Baseline: EF (01) - SV (12)
Timerange: 00/13:52:03 to 00/14:05:59

Plot file version 33 created 10-DEC-2015 15:34:04
J1051+2119 N15C2.UVDATA.1
Freq = 4.9586 GHz, Bw = 8.000 MH No calibration applied and no bandpass applied

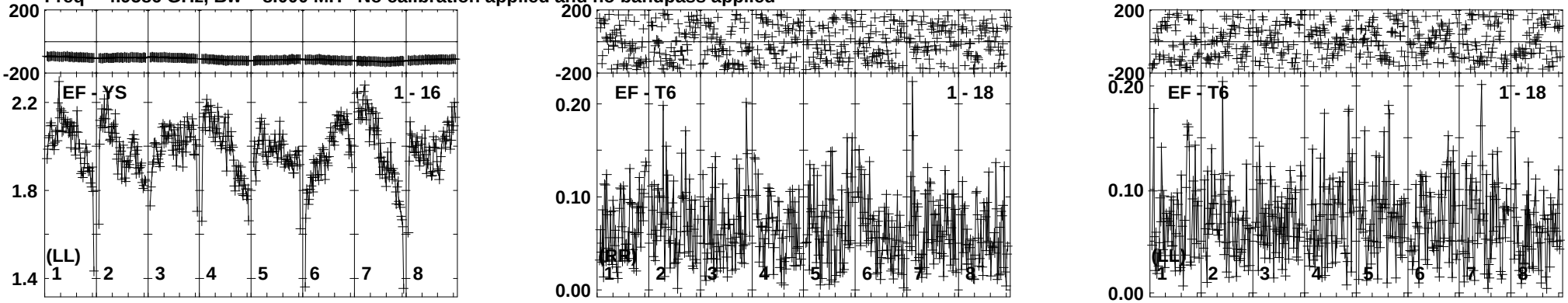

Lower frame: Milli Ampl Jy Top frame: Phas deg
Vector averaged cross-power spectrum Baseline: EF (01) - YS (16)
Timerange: 00/13:52:03 to 00/14:05:59

Plot file version 34 created 10-DEC-2015 15:34:05
J1051+2119 N15C2.UVDATA.1
Freq = 4.9586 GHz, Bw = 8.000 MH No calibration applied and no bandpass applied

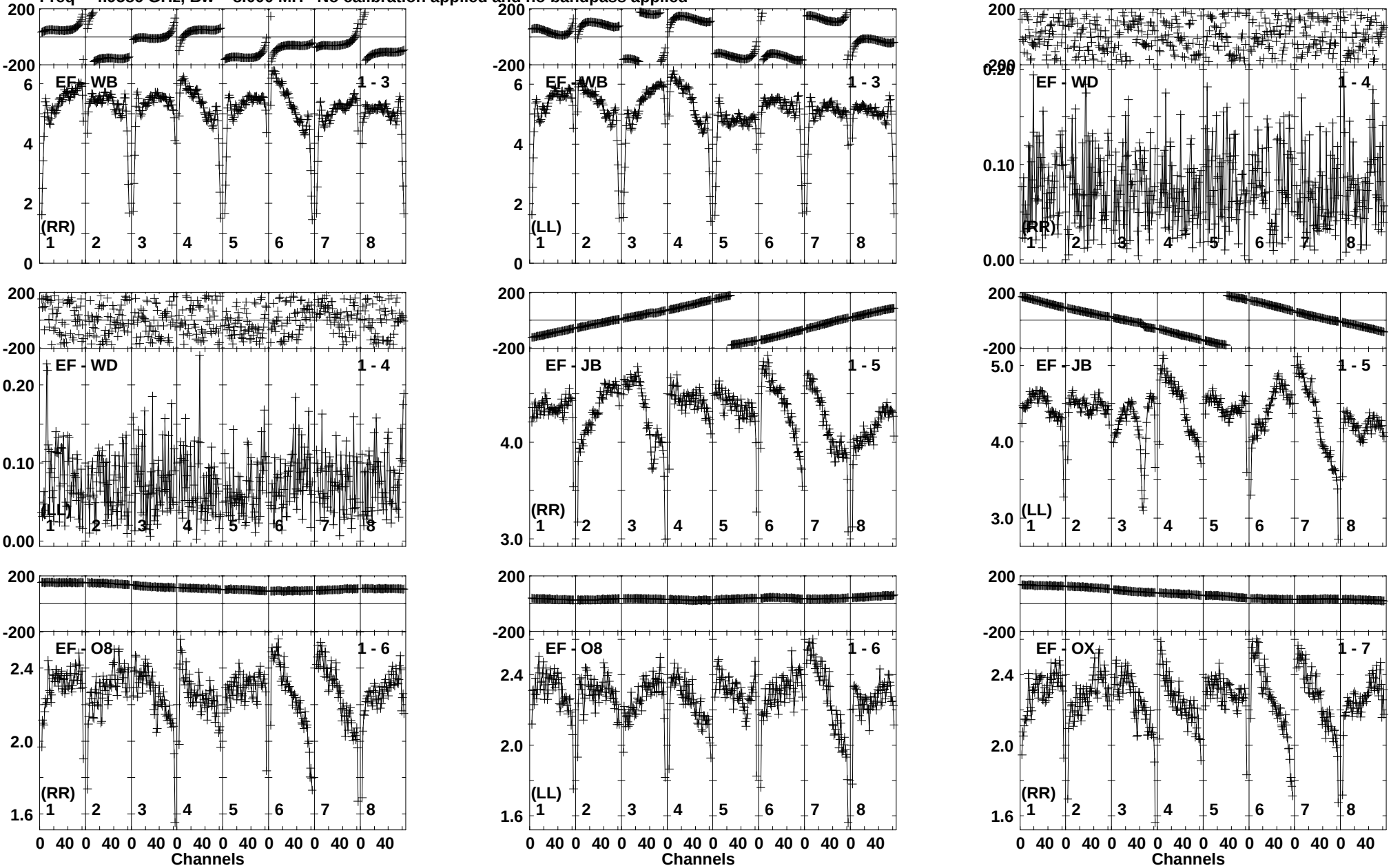

Lower frame: Milli Ampl Jy Top frame: Phas deg
Vector averaged cross-power spectrum Baseline: EF (01) - WB (03)
Timerange: 00/14:08:01 to 00/14:21:59

Plot file version 35 created 10-DEC-2015 15:34:07
J1051+2119 N15C2.UVDATA.1
Freq = 4.9586 GHz, Bw = 8.000 MH No calibration applied and no bandpass applied

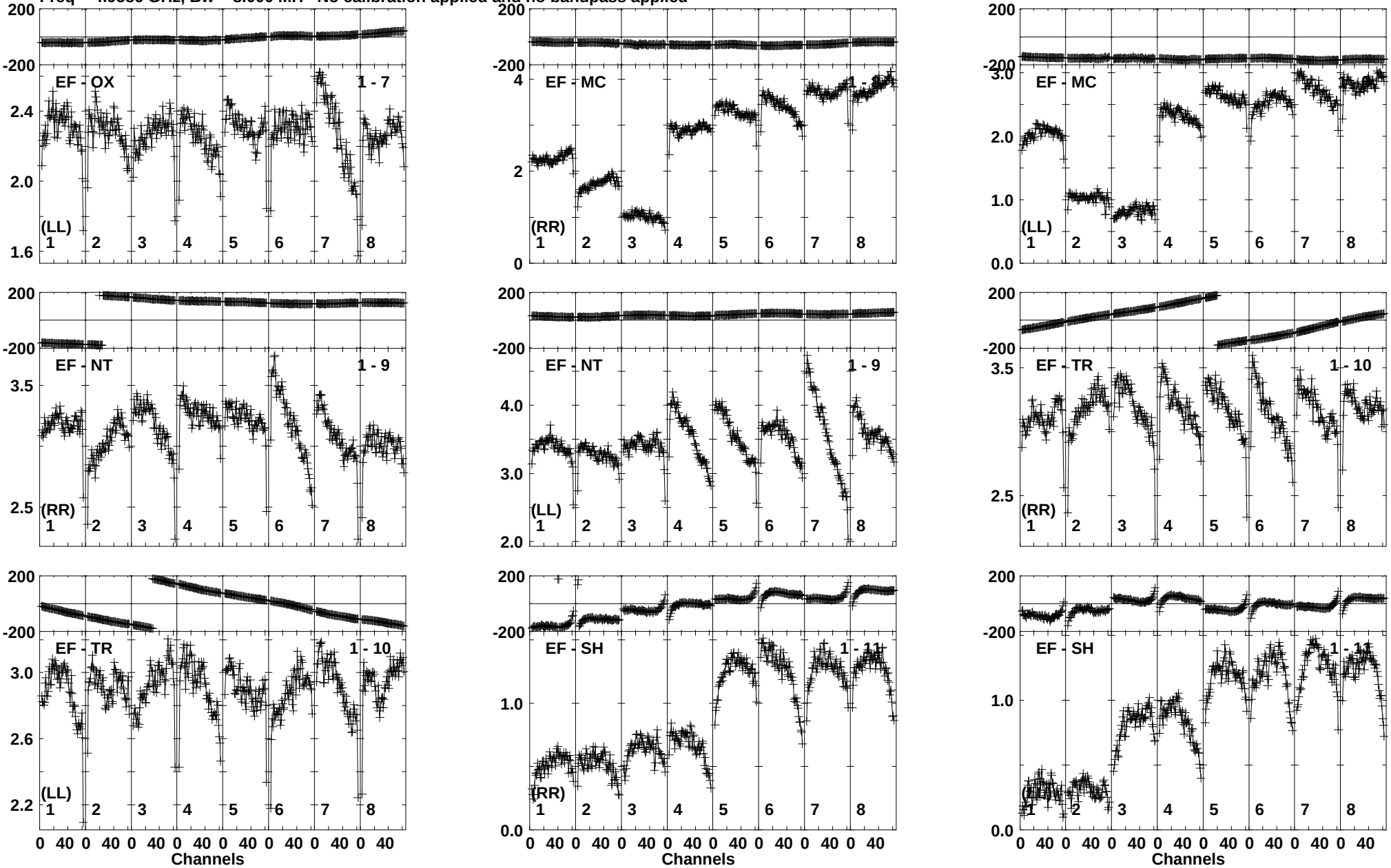

Lower frame: Milli Ampl Jy Top frame: Phas deg
Vector averaged cross-power spectrum Baseline: EF (01) - OX (07)
Timerange: 00/14:08:01 to 00/14:21:59

Plot file version 36 created 10-DEC-2015 15:34:08
J1051+2119 N15C2.UVDATA.1
Freq = 4.9586 GHz, Bw = 8.000 MH No calibration applied and no bandpass applied

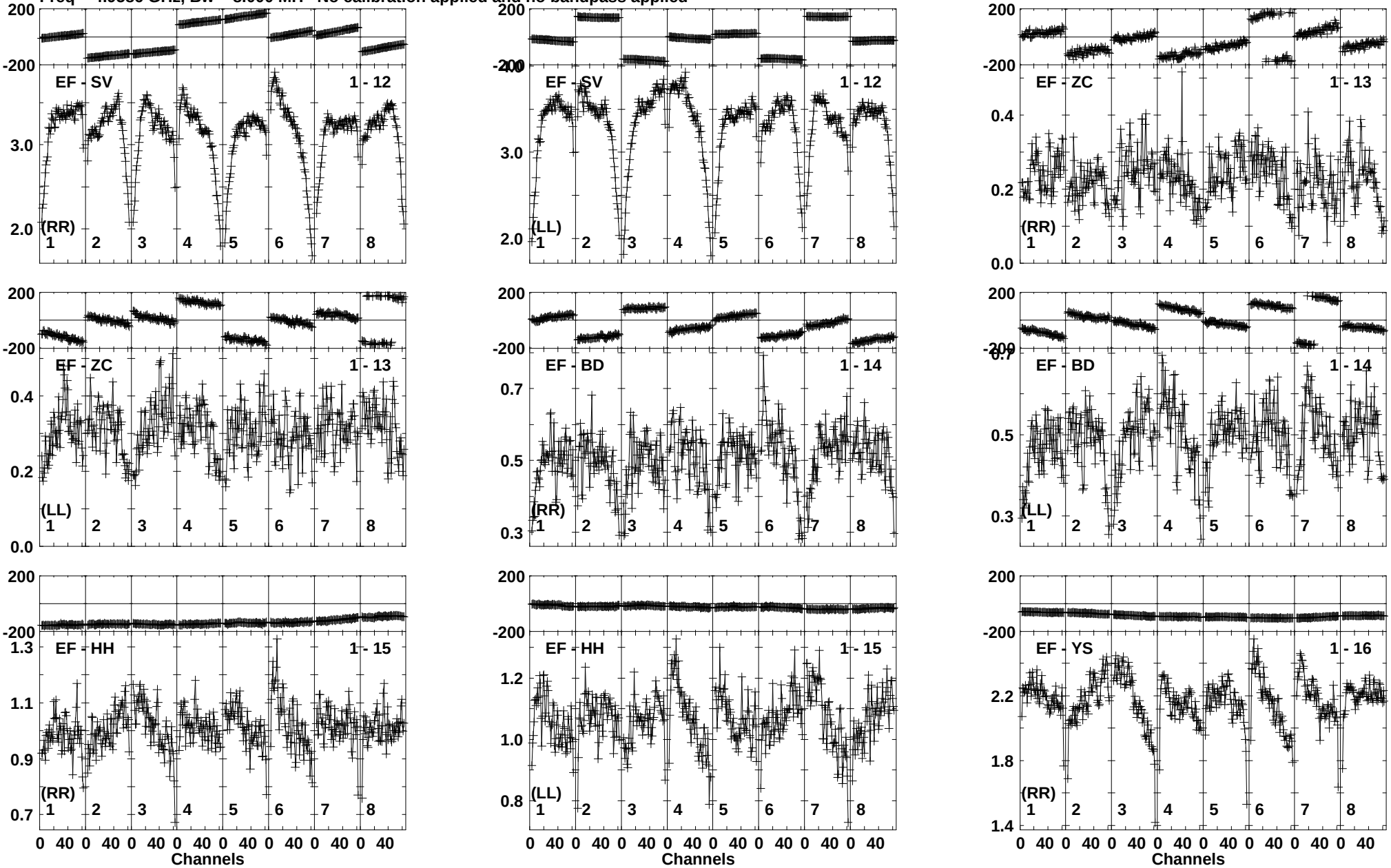

Lower frame: Milli Ampl Jy Top frame: Phas deg
Vector averaged cross-power spectrum Baseline: EF (01) - SV (12)
Timerange: 00/14:08:01 to 00/14:21:59

Plot file version 37 created 10-DEC-2015 15:34:09
J1051+2119 N15C2.UVDATA.1
Freq = 4.9586 GHz, Bw = 8.000 MH No calibration applied and no bandpass applied

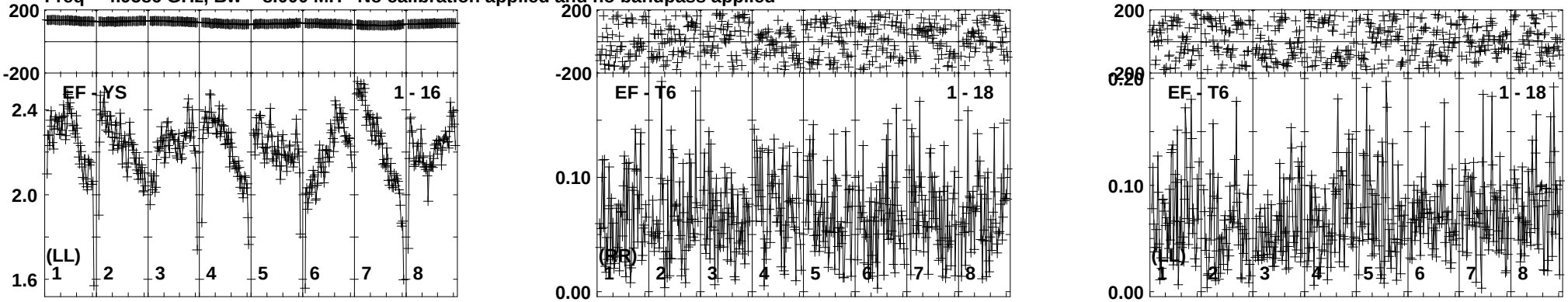

Lower frame: Milli Ampl Jy Top frame: Phas deg
Vector averaged cross-power spectrum Baseline: EF (01) - YS (16)
Timerange: 00/14:08:01 to 00/14:21:59

Plot file version 38 created 10-DEC-2015 15:34:10
J1051+2119 N15C2.UVDATA.1
Freq = 4.9586 GHz, Bw = 8.000 MH No calibration applied and no bandpass applied

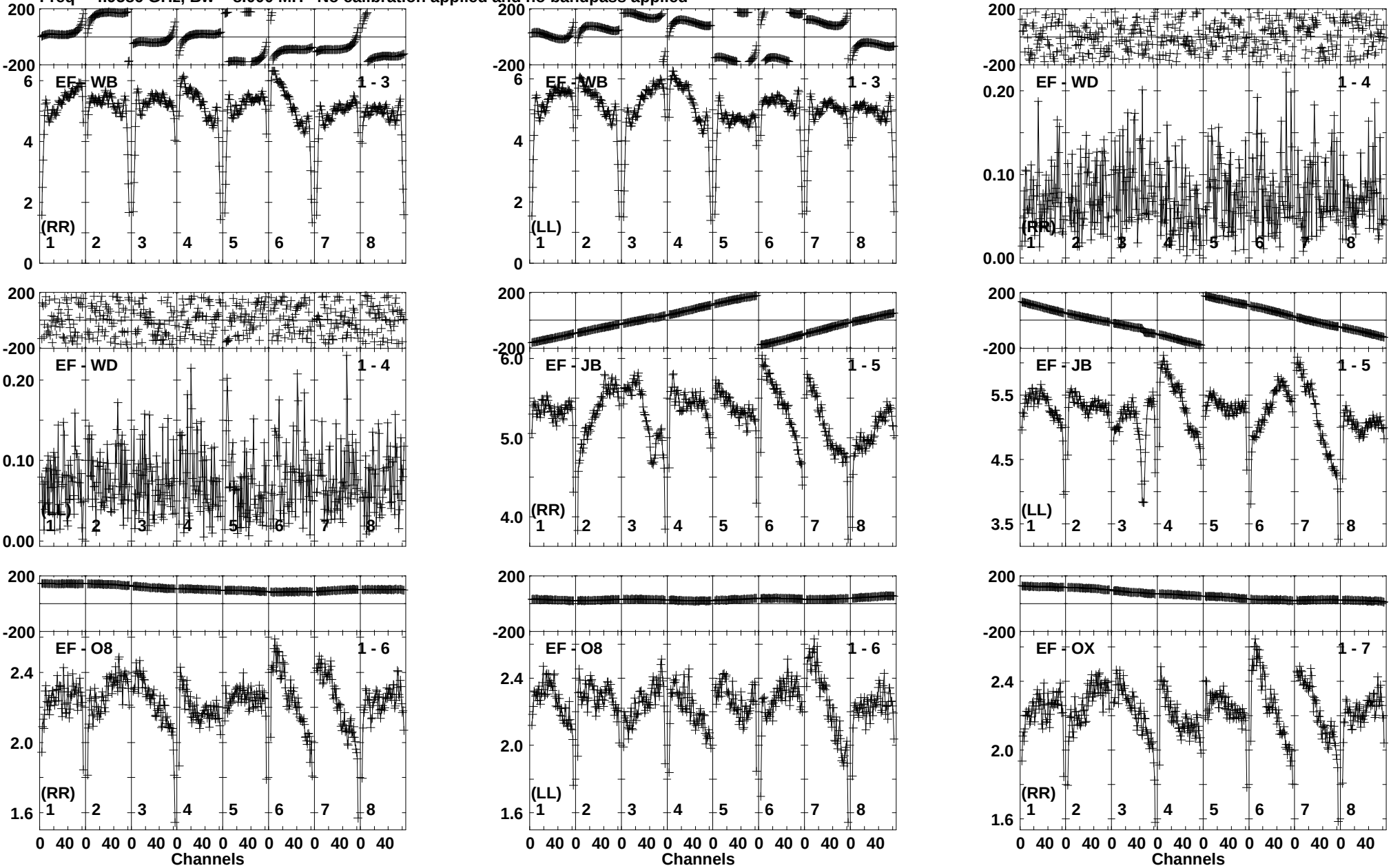

Lower frame: Milli Ampl Jy Top frame: Phas deg
Vector averaged cross-power spectrum Baseline: EF (01) - WB (03)
Timerange: 00/14:24:03 to 00/14:37:59

Plot file version 39 created 10-DEC-2015 15:34:11
J1051+2119 N15C2.UVDATA.1
Freq = 4.9586 GHz, Bw = 8.000 MH No calibration applied and no bandpass applied

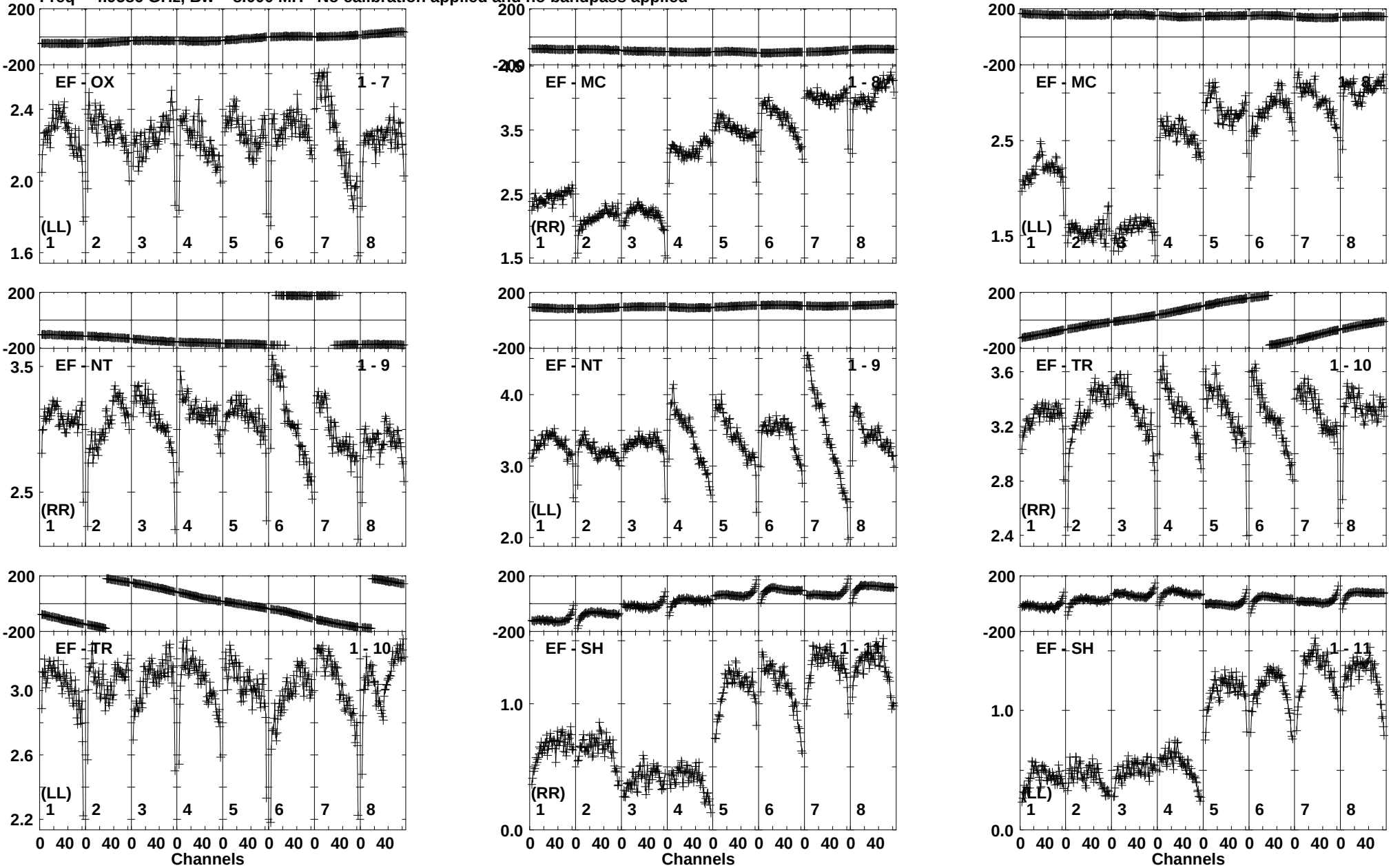

Lower frame: Milli Ampl Jy Top frame: Phas deg
Vector averaged cross-power spectrum Baseline: EF (01) - OX (07)
Timerange: 00/14:24:03 to 00/14:37:59

Plot file version 40 created 10-DEC-2015 15:34:13
J1051+2119 N15C2.UVDATA.1
Freq = 4.9586 GHz, Bw = 8.000 MH No calibration applied and no bandpass applied

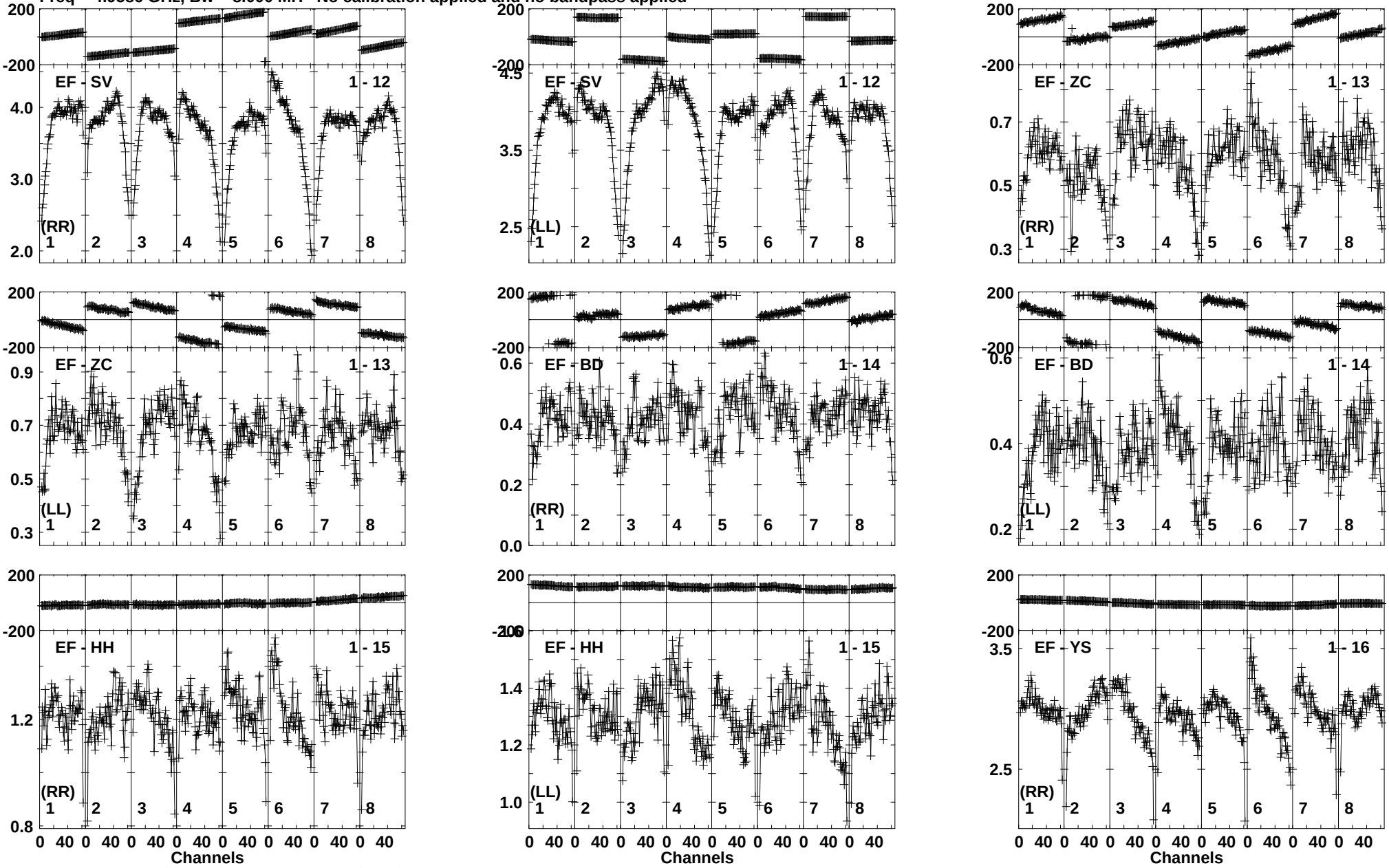

Lower frame: Milli Ampl Jy Top frame: Phas deg
Vector averaged cross-power spectrum Baseline: EF (01) - SV (12)
Timerange: 00/14:24:03 to 00/14:37:59

Plot file version 41 created 10-DEC-2015 15:34:13
J1051+2119 N15C2.UVDATA.1
Freq = 4.9586 GHz, Bw = 8.000 MH No calibration applied and no bandpass applied

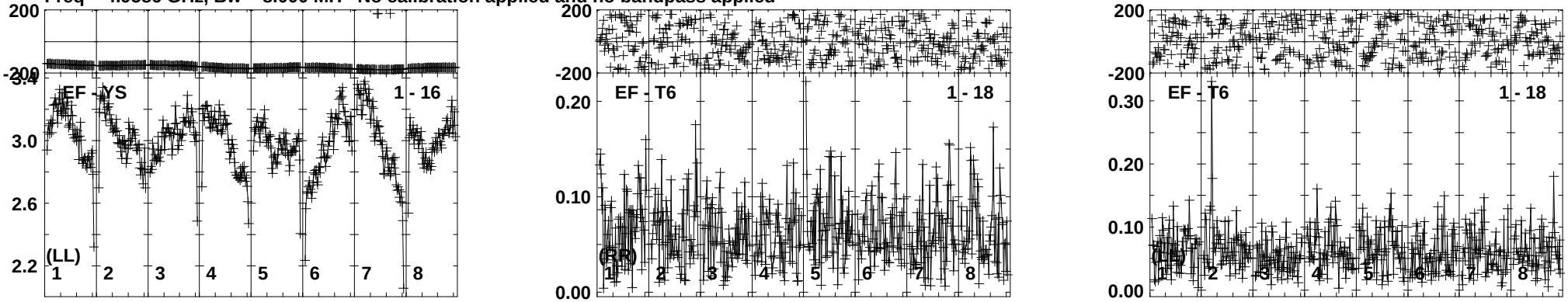

Lower frame: Milli Ampl Jy Top frame: Phas deg
Vector averaged cross-power spectrum Baseline: EF (01) - YS (16)
Timerange: 00/14:24:03 to 00/14:37:59

Plot file version 42 created 10-DEC-2015 15:34:14
J1051+2119 N15C2.UVDATA.1
Freq = 4.9586 GHz, Bw = 8.000 MH No calibration applied and no bandpass applied

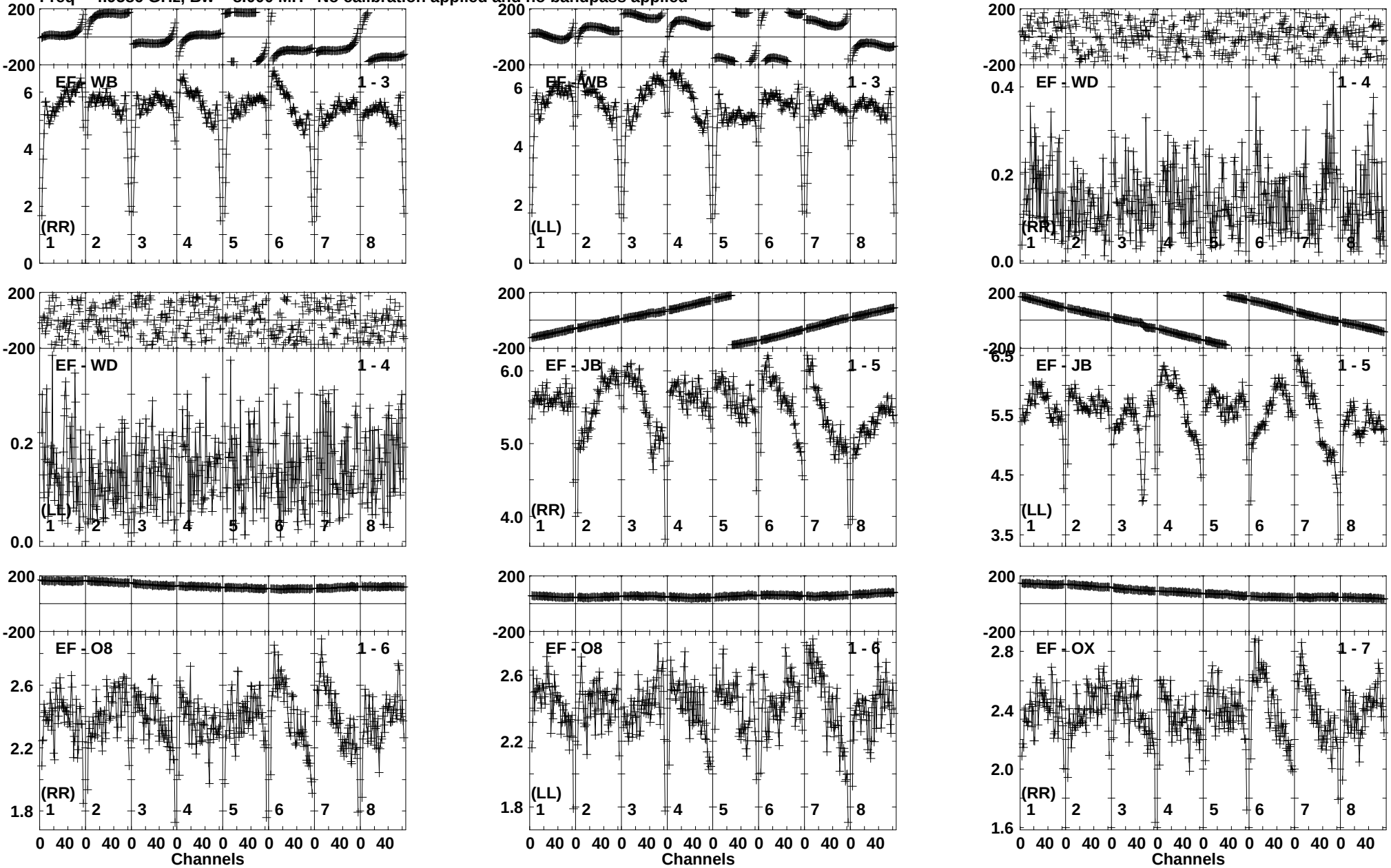

Lower frame: Milli Ampl Jy Top frame: Phas deg
Vector averaged cross-power spectrum Baseline: EF (01) - WB (03)
Timerange: 00/14:40:03 to 00/14:43:59

Plot file version 43 created 10-DEC-2015 15:34:14
J1051+2119 N15C2.UVDATA.1
Freq = 4.9586 GHz, Bw = 8.000 MH No calibration applied and no bandpass applied

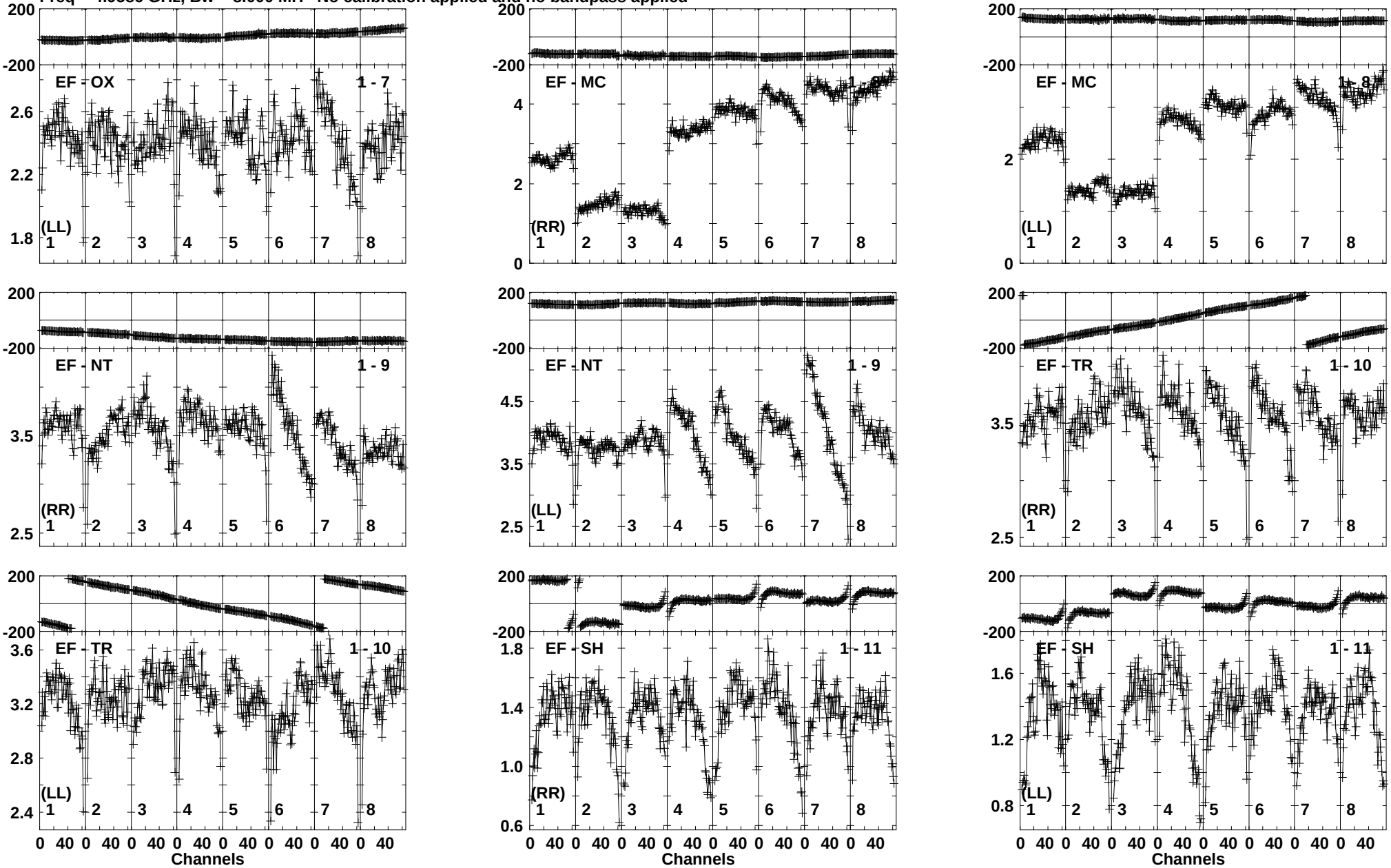

Lower frame: Milli Ampl Jy Top frame: Phas deg
Vector averaged cross-power spectrum Baseline: EF (01) - OX (07)
Timerange: 00/14:40:03 to 00/14:43:59

Plot file version 44 created 10-DEC-2015 15:34:15
J1051+2119 N15C2.UVDATA.1
Freq = 4.9586 GHz, Bw = 8.000 MH No calibration applied and no bandpass applied

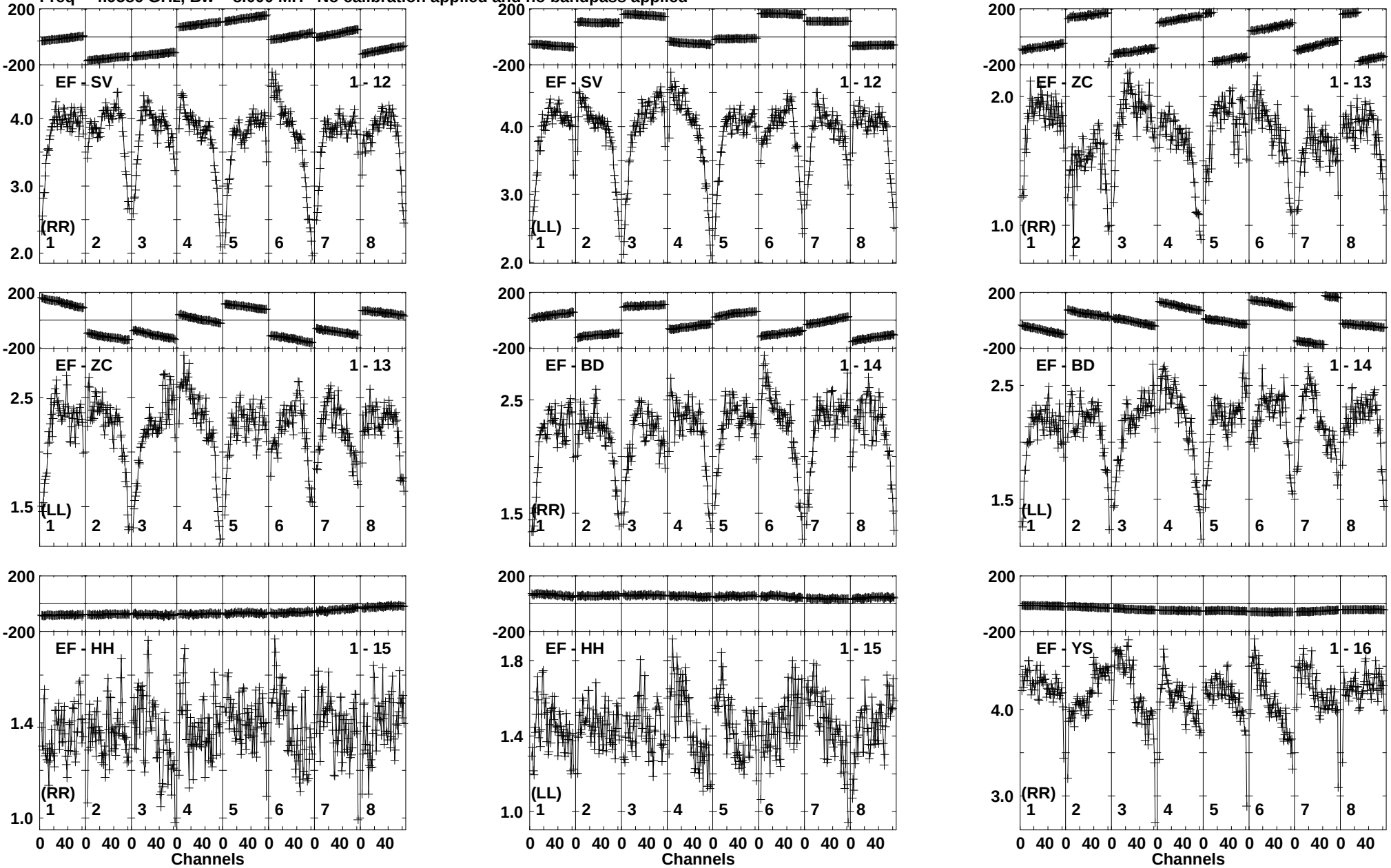

Lower frame: Milli Ampl Jy Top frame: Phas deg
Vector averaged cross-power spectrum Baseline: EF (01) - SV (12)
Timerange: 00/14:40:03 to 00/14:43:59

Plot file version 45 created 10-DEC-2015 15:34:15
J1051+2119 N15C2.UVDATA.1
Freq = 4.9586 GHz, Bw = 8.000 MH No calibration applied and no bandpass applied

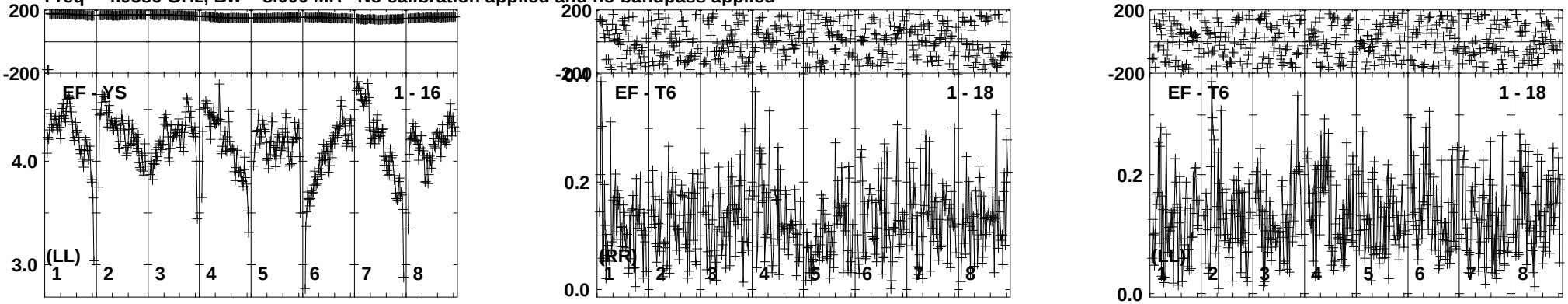

Lower frame: Milli Ampl Jy Top frame: Phas deg
Vector averaged cross-power spectrum Baseline: EF (01) - YS (16)
Timerange: 00/14:40:03 to 00/14:43:59

Plot file version 46 created 10-DEC-2015 15:34:16
J1051+2119 N15C2.UVDATA.1
Freq = 4.9586 GHz, Bw = 8.000 MH No calibration applied and no bandpass applied

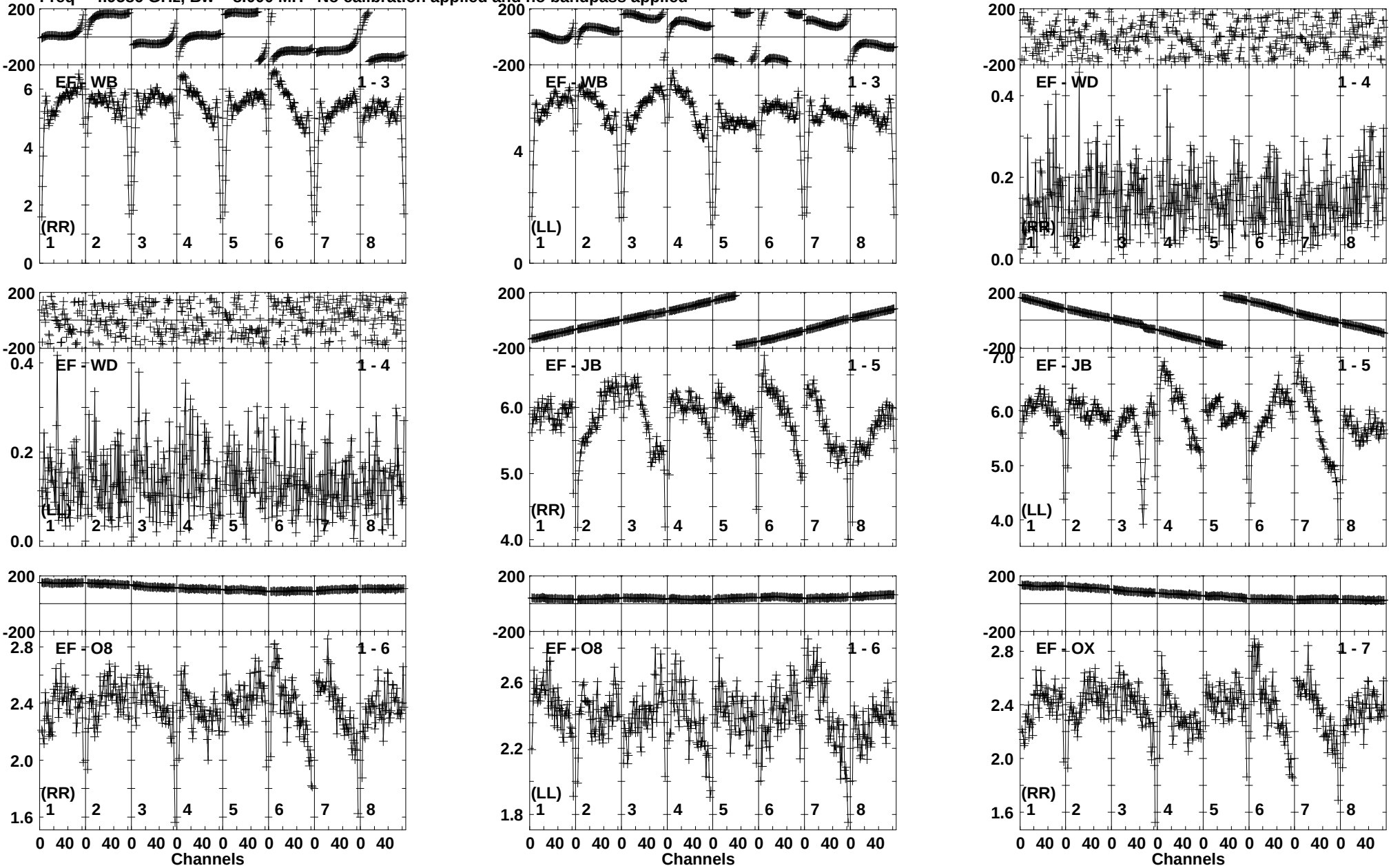

Lower frame: Milli Ampl Jy Top frame: Phas deg
Vector averaged cross-power spectrum Baseline: EF (01) - WB (03)
Timerange: 00/14:46:03 to 00/14:49:59

Plot file version 47 created 10-DEC-2015 15:34:16
J1051+2119 N15C2.UVDATA.1
Freq = 4.9586 GHz, Bw = 8.000 MH No calibration applied and no bandpass applied

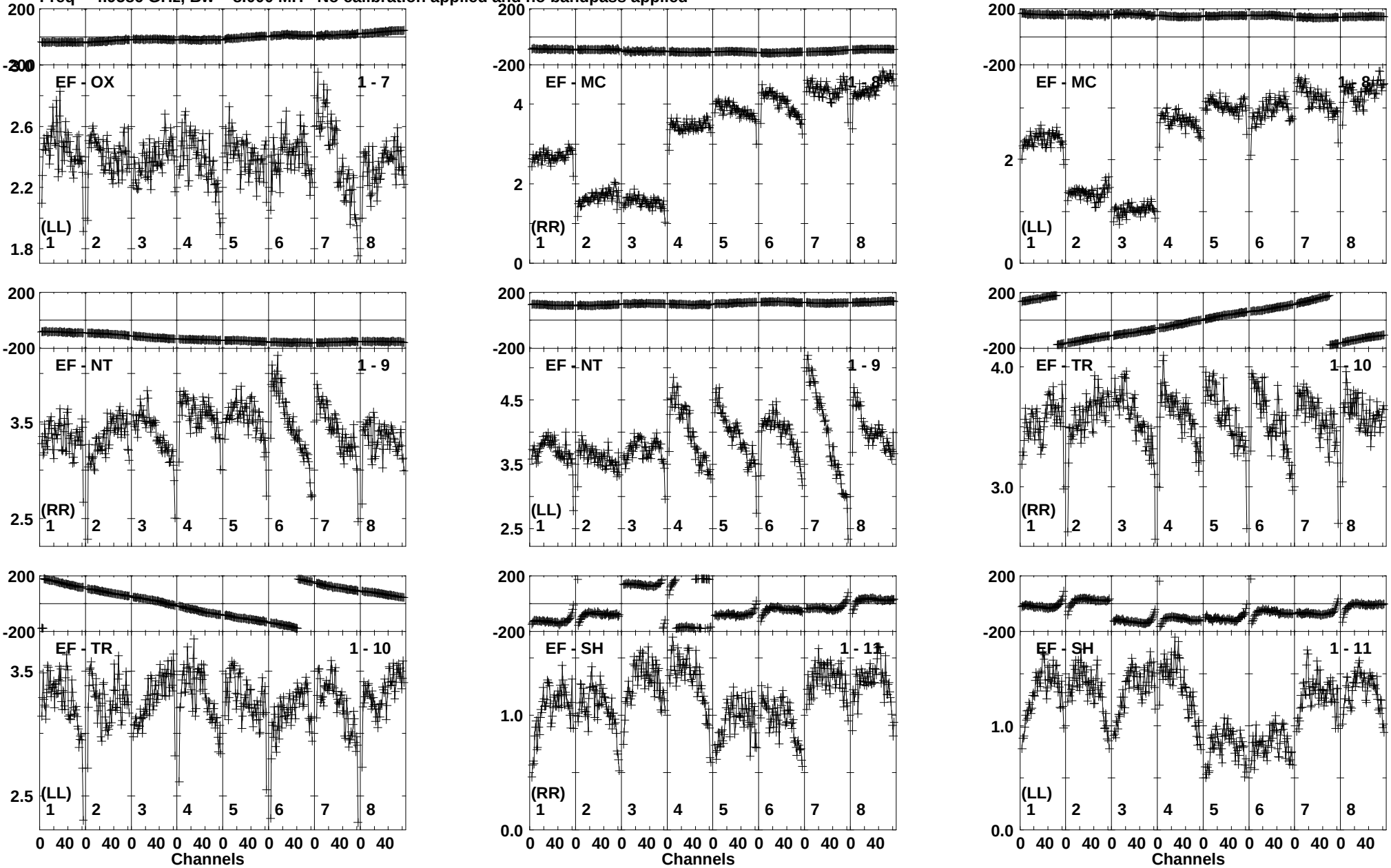

Lower frame: Milli Ampl Jy Top frame: Phas deg
Vector averaged cross-power spectrum Baseline: EF (01) - OX (07)
Timerange: 00/14:46:03 to 00/14:49:59

Plot file version 48 created 10-DEC-2015 15:34:17
J1051+2119 N15C2.UVDATA.1
Freq = 4.9586 GHz, Bw = 8.000 MH No calibration applied and no bandpass applied

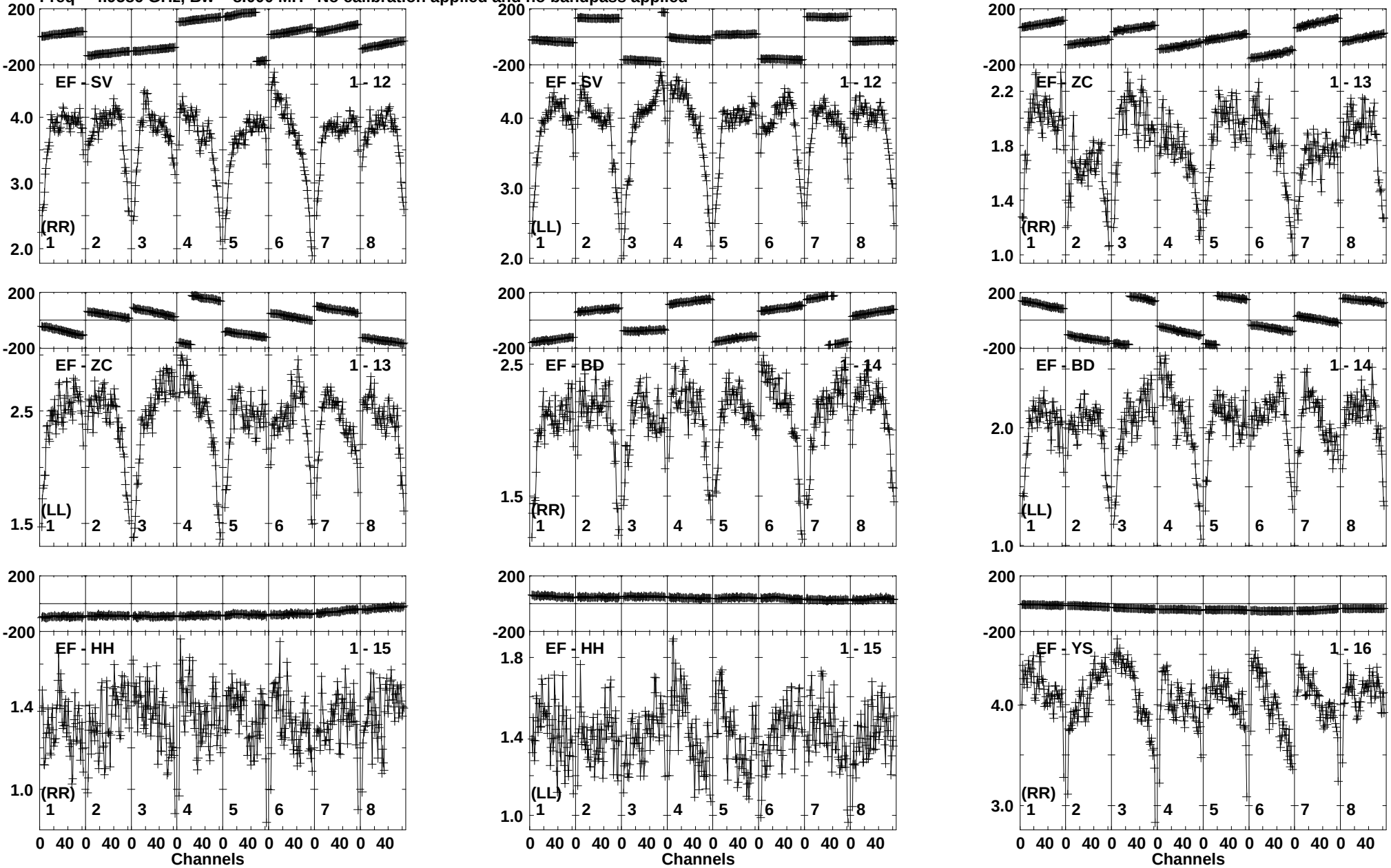

Lower frame: Milli Ampl Jy Top frame: Phas deg
Vector averaged cross-power spectrum Baseline: EF (01) - SV (12)
Timerange: 00/14:46:03 to 00/14:49:59

Plot file version 49 created 10-DEC-2015 15:34:18
J1051+2119 N15C2.UVDATA.1
Freq = 4.9586 GHz, Bw = 8.000 MH No calibration applied and no bandpass applied

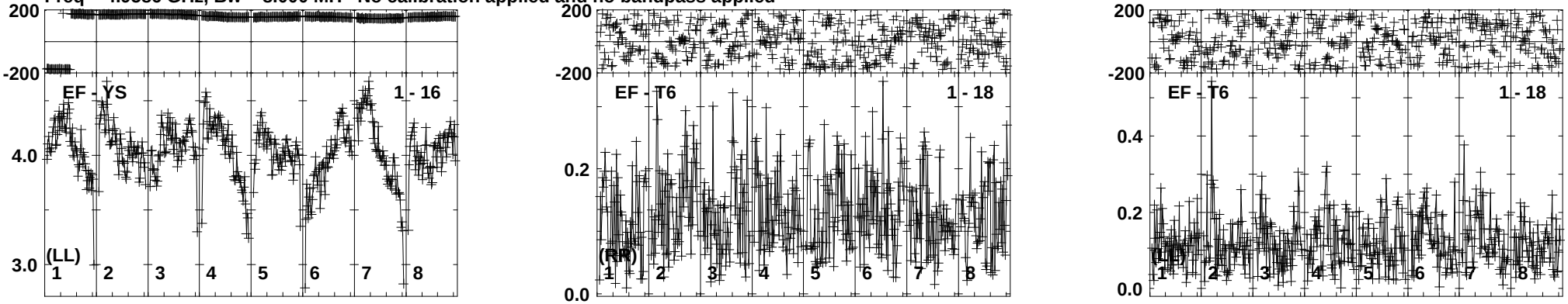

Lower frame: Milli Ampl Jy Top frame: Phas deg
Vector averaged cross-power spectrum Baseline: EF (01) - YS (16)
Timerange: 00/14:46:03 to 00/14:49:59

Plot file version 50 created 10-DEC-2015 15:34:18
J1051+2119 N15C2.UVDATA.1
Freq = 4.9586 GHz, Bw = 8.000 MH No calibration applied and no bandpass applied

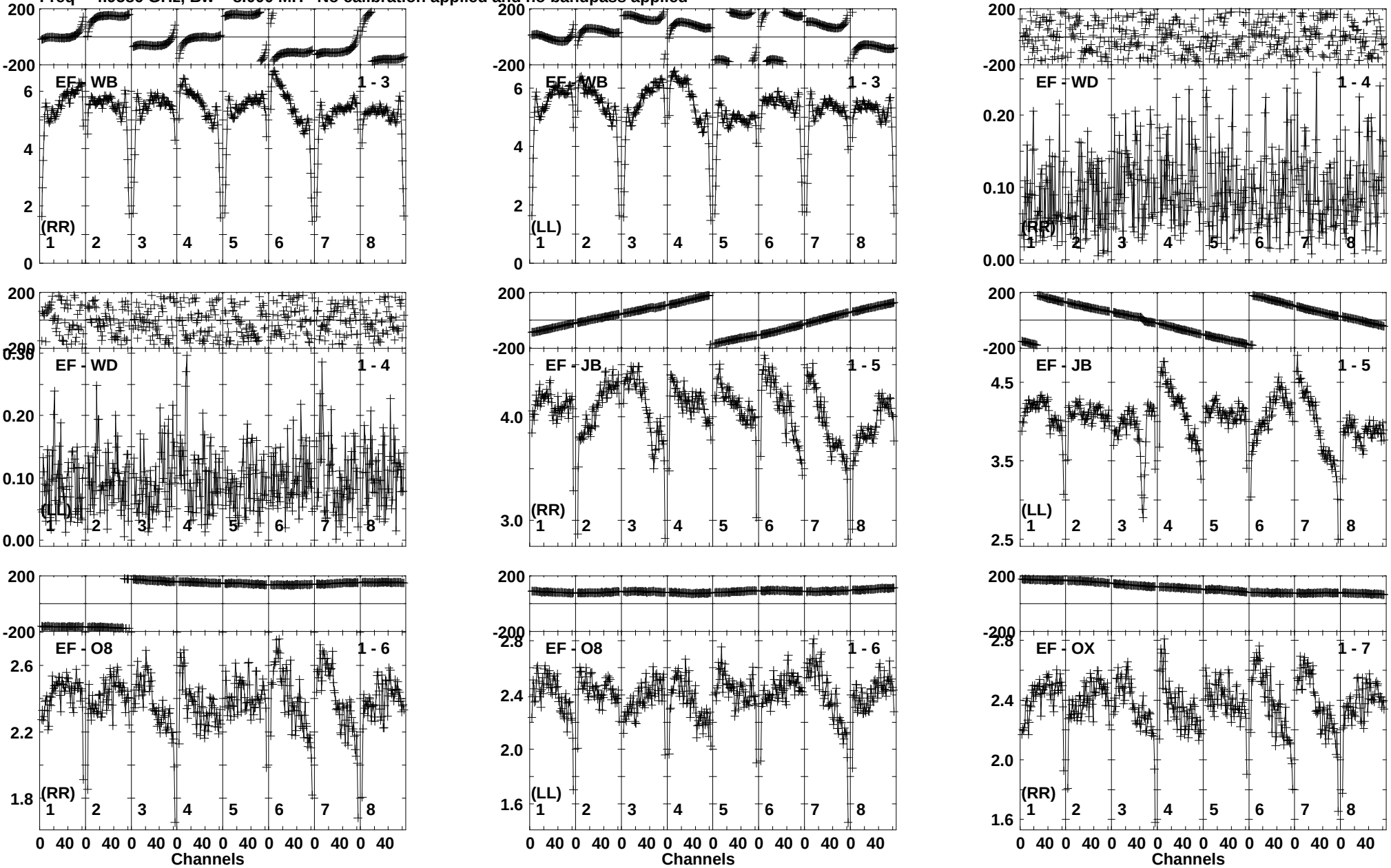

Lower frame: Milli Ampl Jy Top frame: Phas deg
Vector averaged cross-power spectrum Baseline: EF (01) - WB (03)
Timerange: 00/14:52:03 to 00/14:59:59

Plot file version 51 created 10-DEC-2015 15:34:18
J1051+2119 N15C2.UVDATA.1
Freq = 4.9586 GHz, Bw = 8.000 MH No calibration applied and no bandpass applied

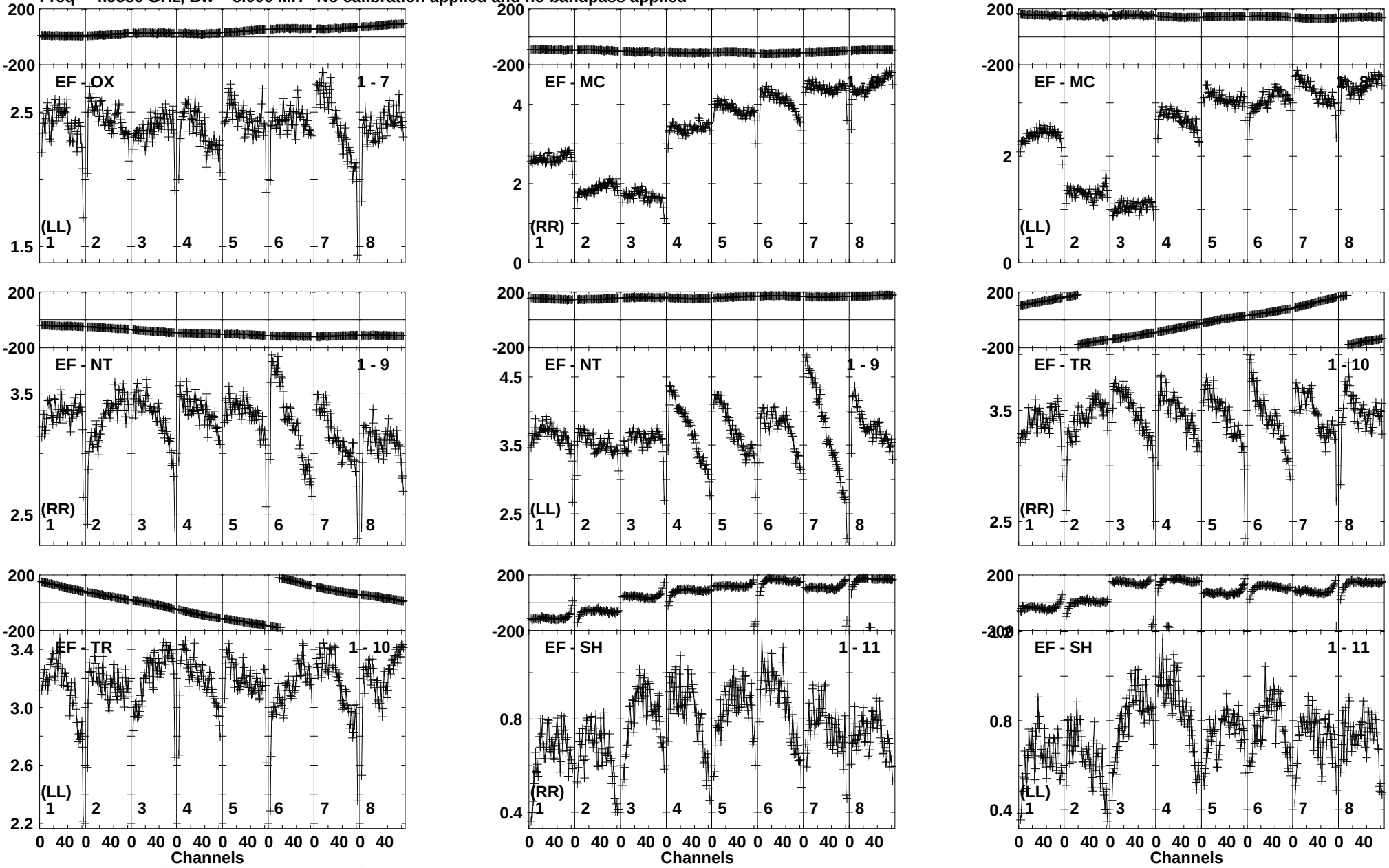

Lower frame: Milli Ampl Jy Top frame: Phas deg
Vector averaged cross-power spectrum Baseline: EF (01) - OX (07)
Timerange: 00/14:52:03 to 00/14:59:59

Plot file version 52 created 10-DEC-2015 15:34:19
J1051+2119 N15C2.UVDATA.1
Freq = 4.9586 GHz, Bw = 8.000 MH No calibration applied and no bandpass applied

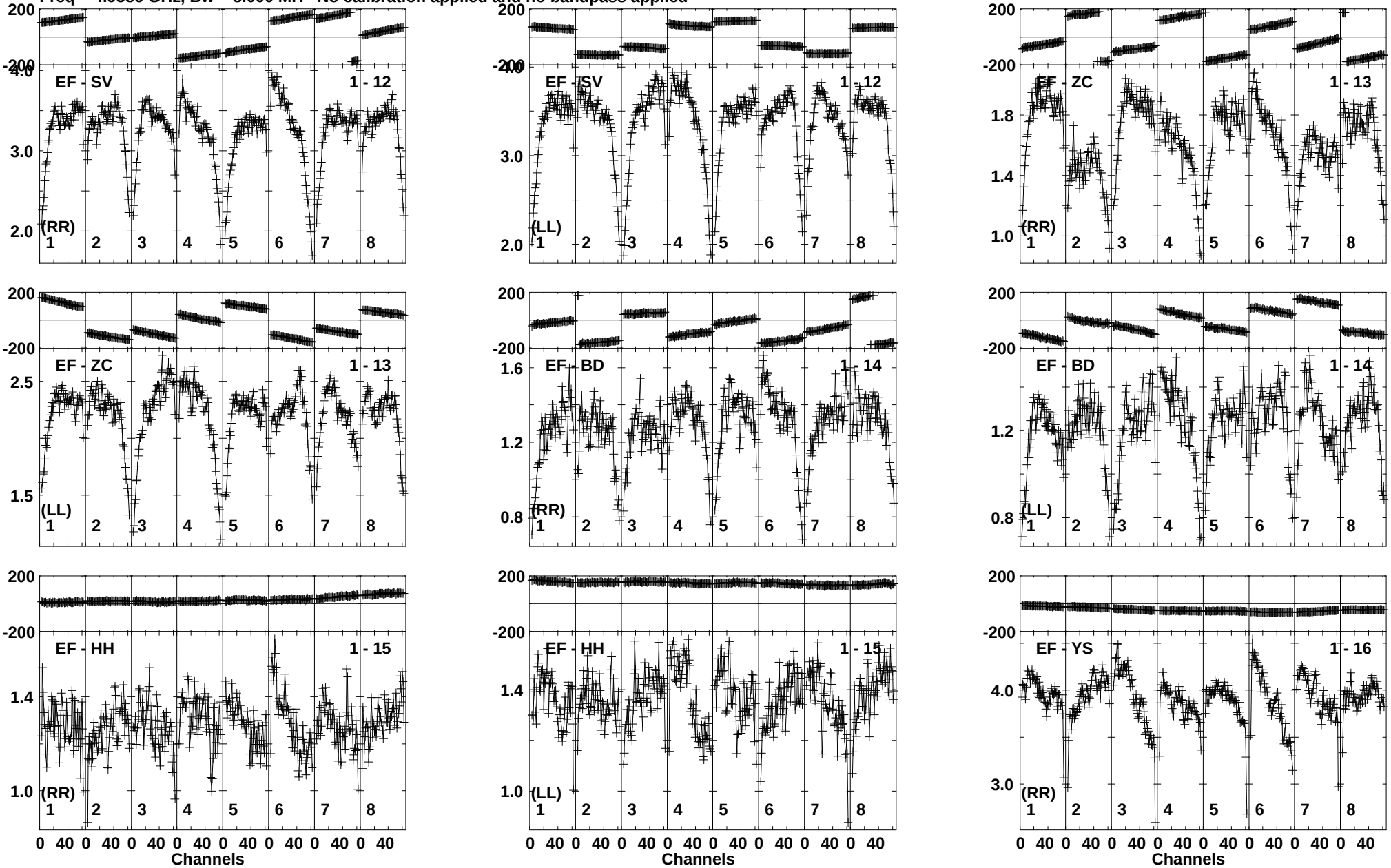

Lower frame: Milli Ampl Jy Top frame: Phas deg
Vector averaged cross-power spectrum Baseline: EF (01) - SV (12)
Timerange: 00/14:52:03 to 00/14:59:59

Plot file version 53 created 10-DEC-2015 15:34:20
J1051+2119 N15C2.UVDATA.1
Freq = 4.9586 GHz, Bw = 8.000 MH No calibration applied and no bandpass applied

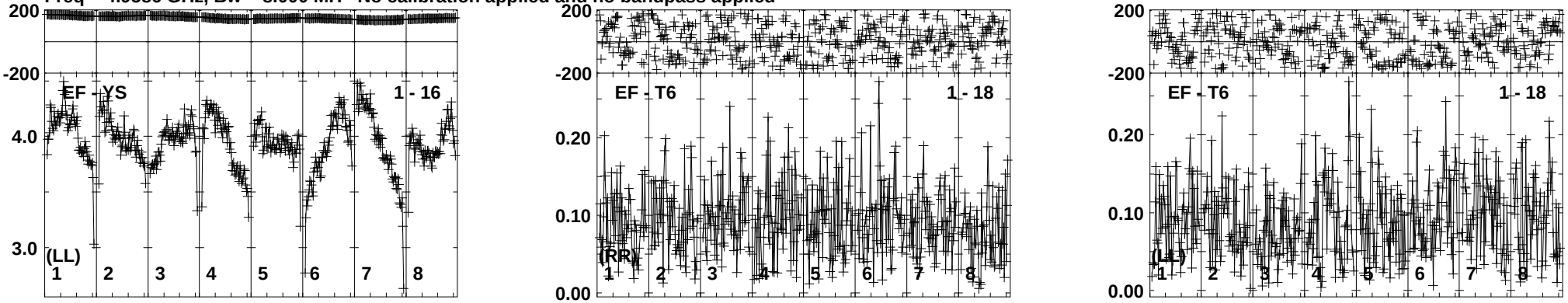

Lower frame: Milli Ampl Jy Top frame: Phas deg
Vector averaged cross-power spectrum Baseline: EF (01) - YS (16)
Timerange: 00/14:52:03 to 00/14:59:59