




Plot file version 1 created 14-DEC-2015 12:42:20
Amplitude and Phase vs Time for DA193.MULTI.1 CL # 3
IF 1 CHAN 1 STK LL of DA193.ICL001.3



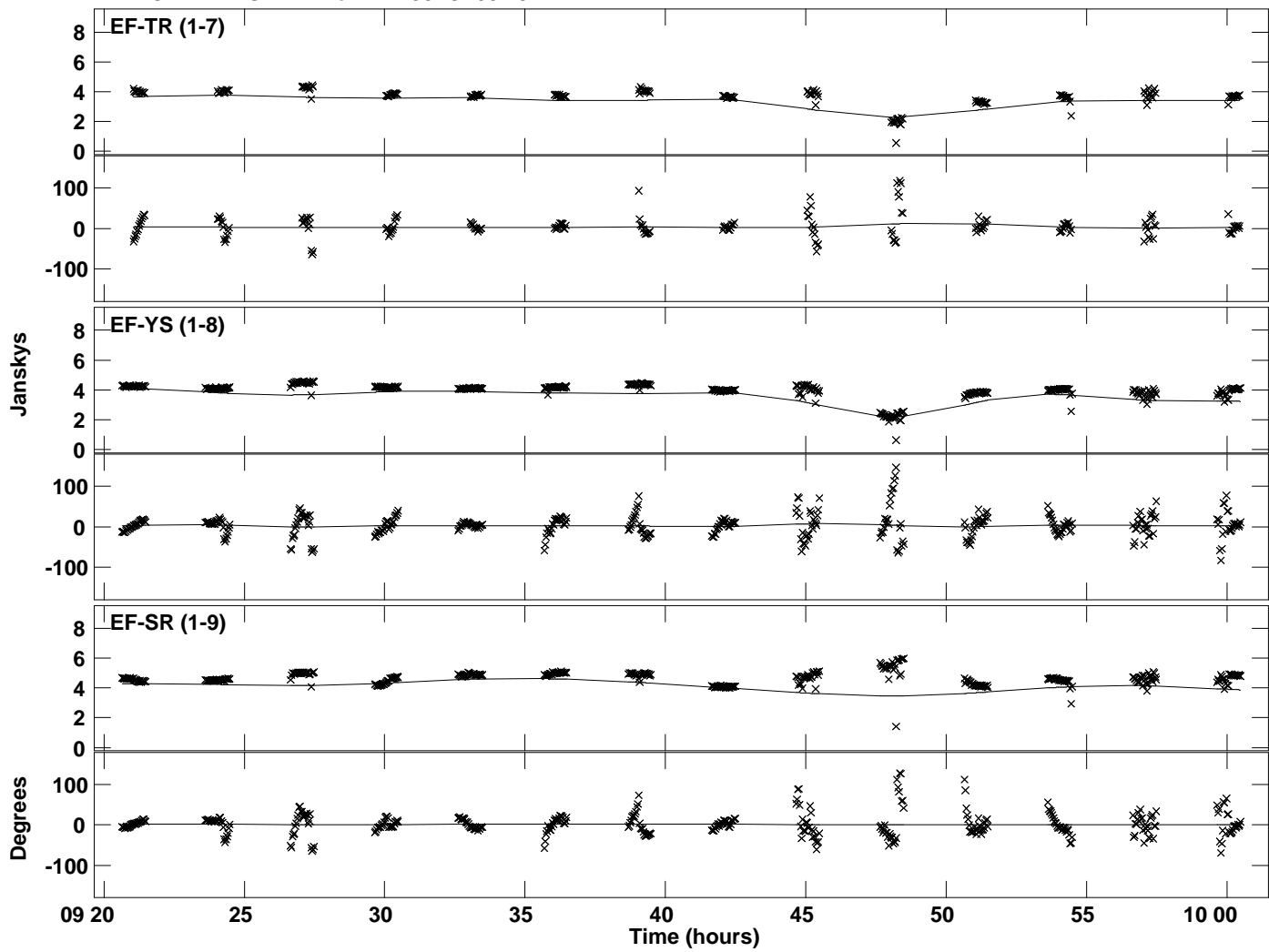
Plot file version 2 created 14-DEC-2015 12:42:20
Amplitude and Phase vs Time for DA193.MULTI.1 CL # 3
IF 1 CHAN 1 STK LL of DA193.ICL001.3




Plot file version 3 created 14-DEC-2015 12:42:21
Amplitude and Phase vs Time for DA193.MULTI.1 CL # 3
IF 2 CHAN 1 STK LL of DA193.ICL001.3




Plot file version 4 created 14-DEC-2015 12:42:21
Amplitude and Phase vs Time for DA193.MULTI.1 CL # 3
IF 2 CHAN 1 STK LL of DA193.ICL001.3



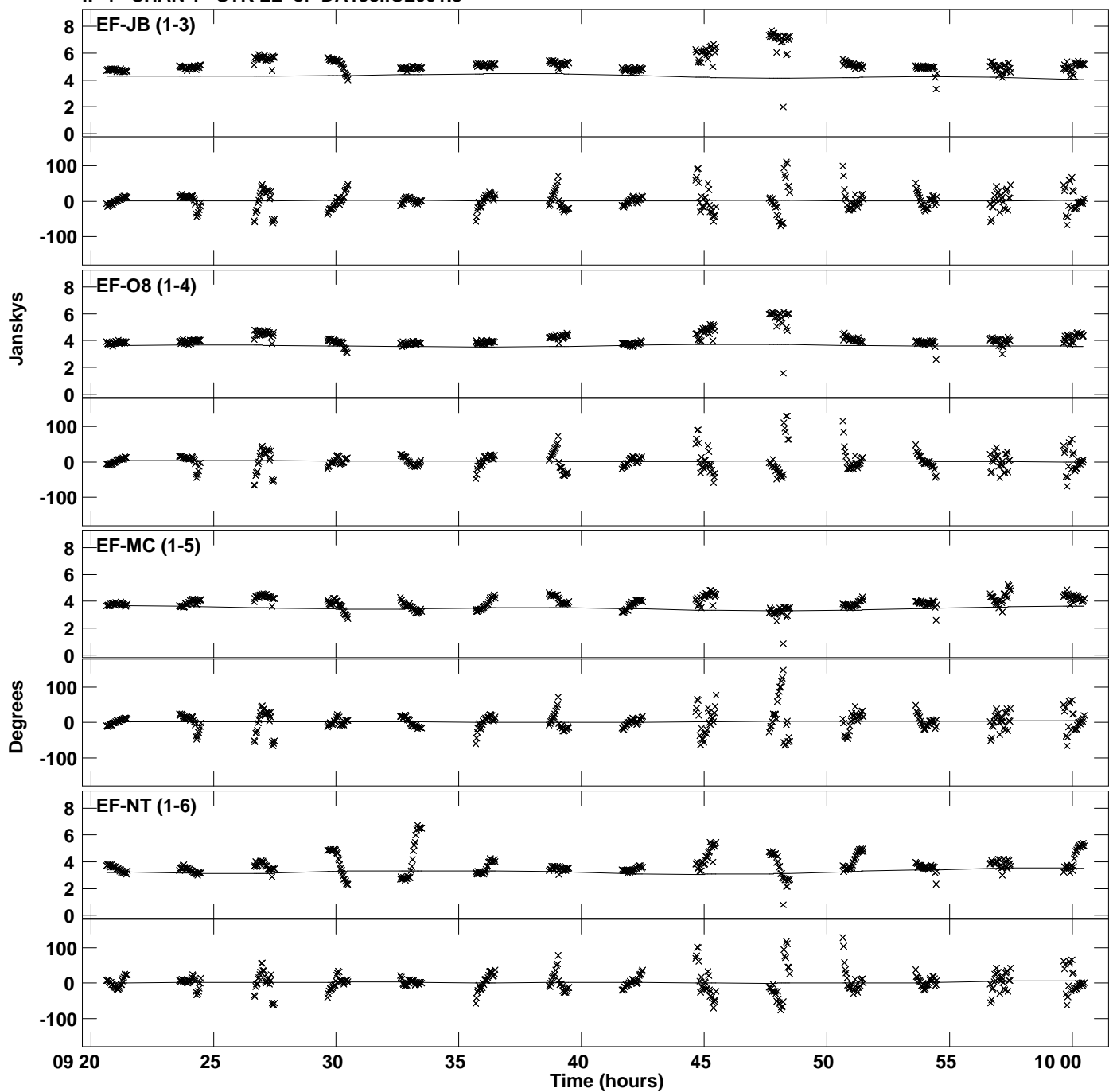
Plot file version 5 created 14-DEC-2015 12:42:22
Amplitude andPhase vs Time for DA193.MULTI.1 CL # 3
IF 3 CHAN 1 STK LL of DA193.ICL001.3



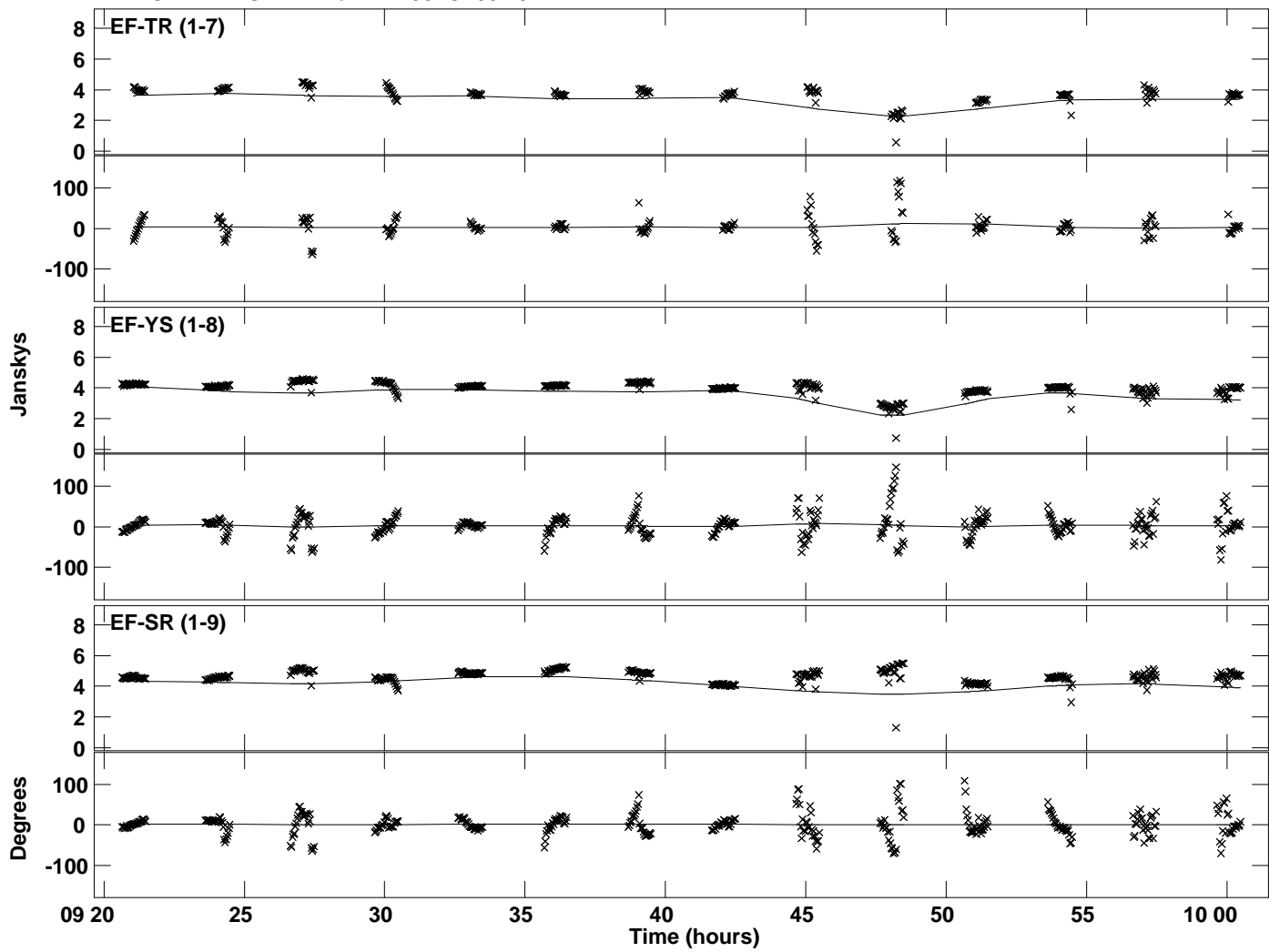
Plot file version 6 created 14-DEC-2015 12:42:22
Amplitude and Phase vs Time for DA193.MULTI.1 CL # 3
IF 3 CHAN 1 STK LL of DA193.ICL001.3



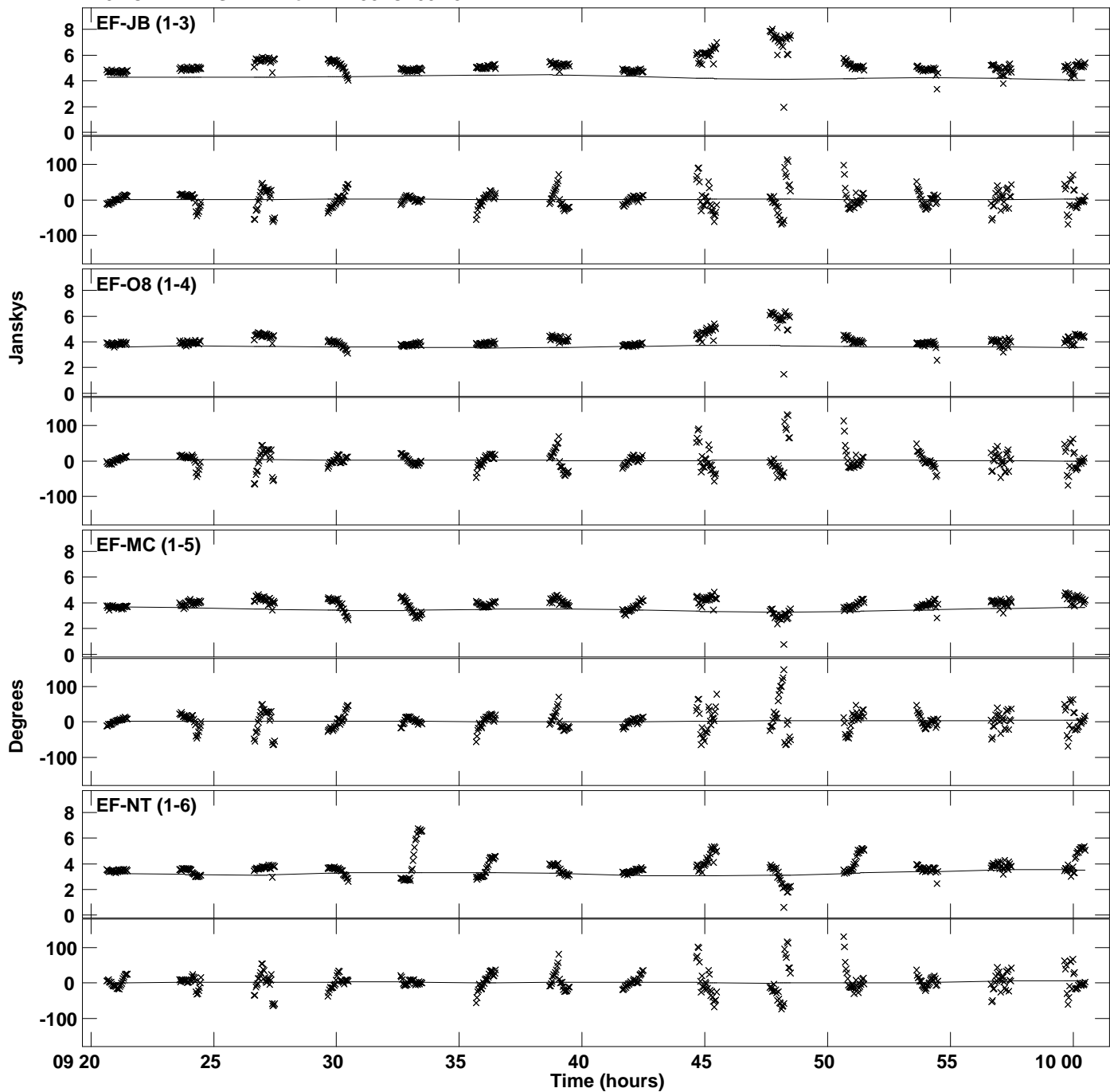
Plot file version 7 created 14-DEC-2015 12:42:24
Amplitude andPhase vs Time for DA193.MULTI.1 CL # 3
IF 4 CHAN 1 STK LL of DA193.ICL001.3



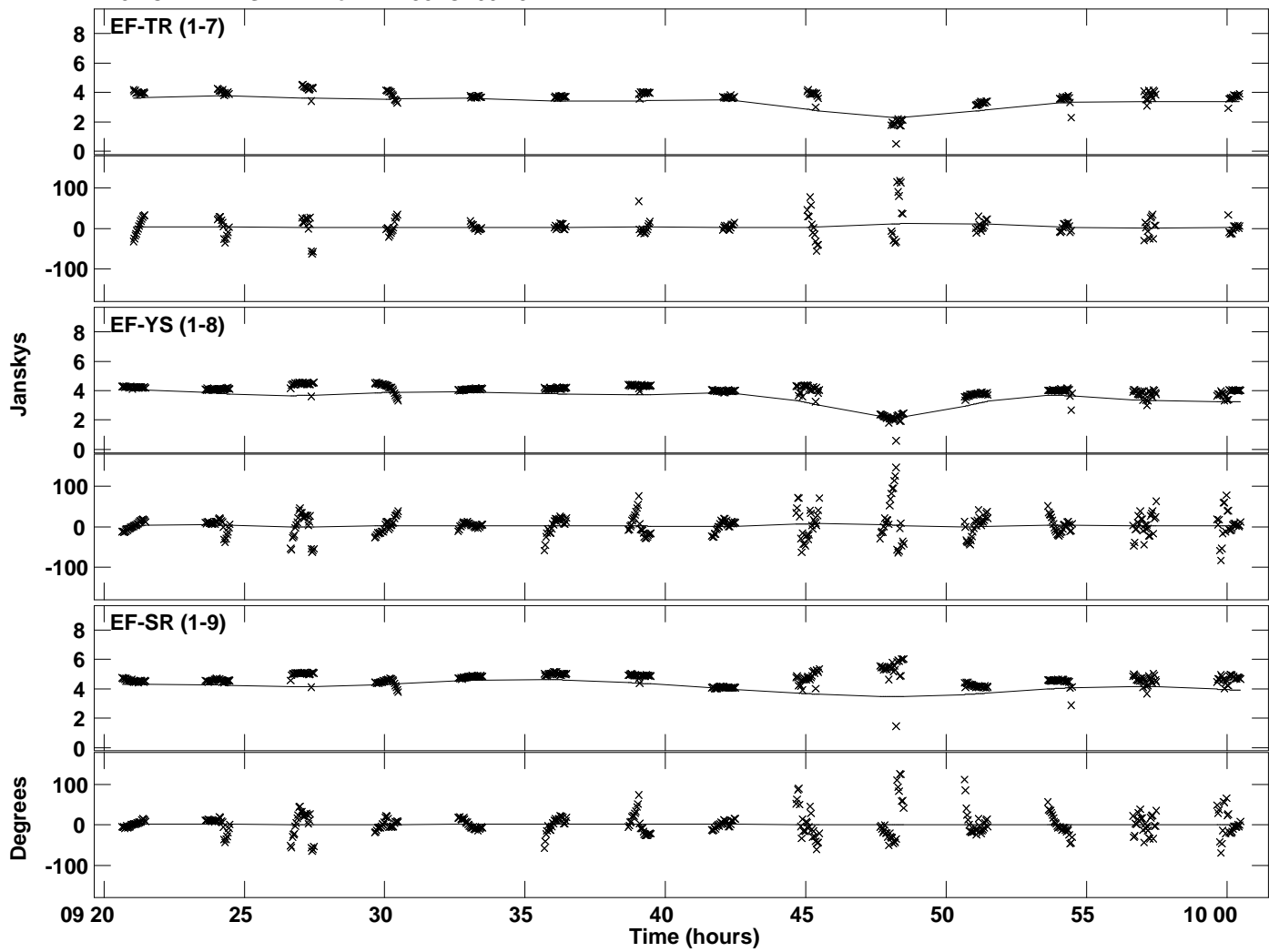
Plot file version 8 created 14-DEC-2015 12:42:24
Amplitude and Phase vs Time for DA193.MULTI.1 CL # 3
IF 4 CHAN 1 STK LL of DA193.ICL001.3




Plot file version 9 created 14-DEC-2015 12:42:25
Amplitude andPhase vs Time for DA193.MULTI.1 CL # 3
IF 5 CHAN 1 STK LL of DA193.ICL001.3



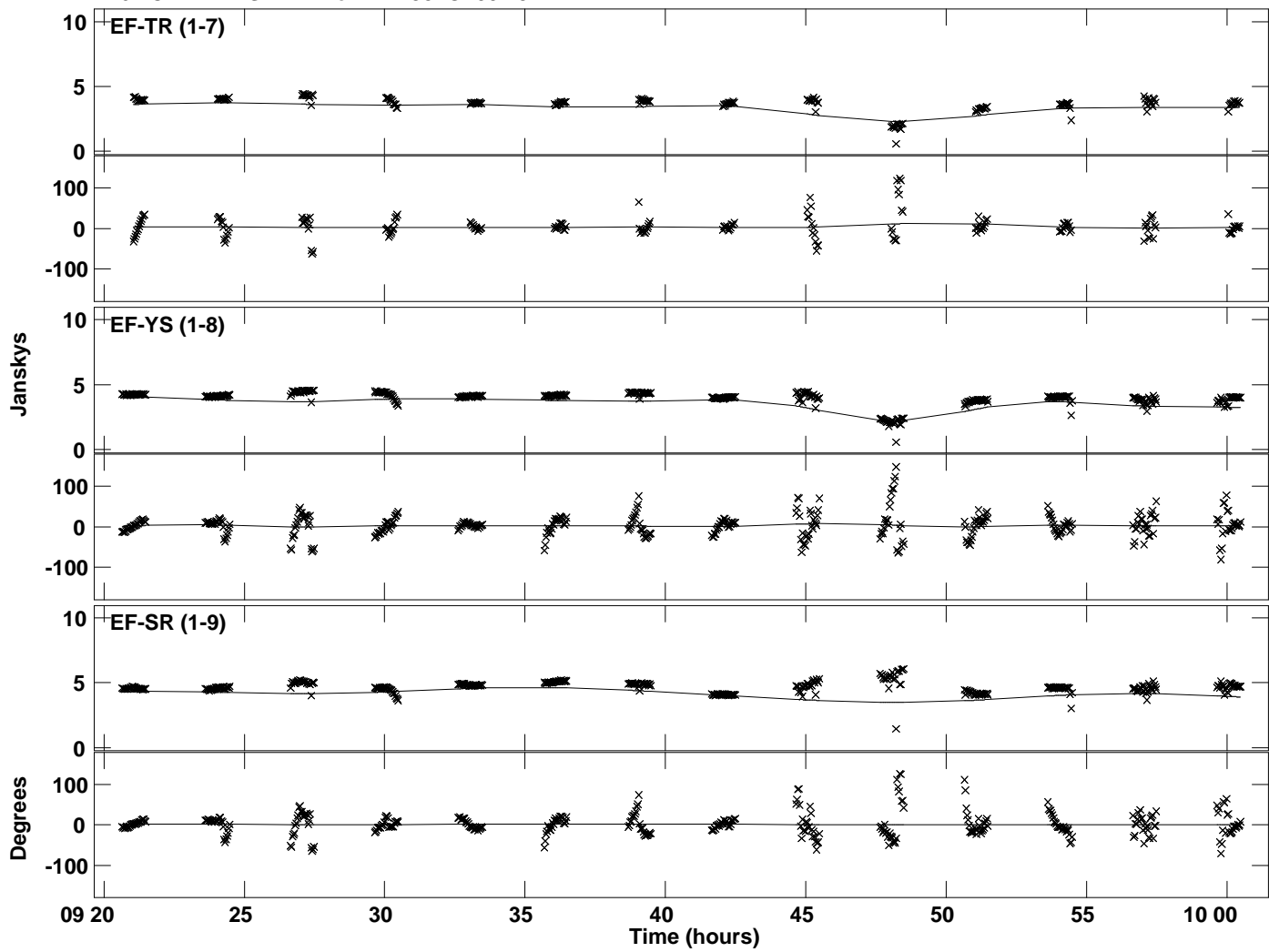
Plot file version 10 created 14-DEC-2015 12:42:25
Amplitude and Phase vs Time for DA193.MULTI.1 CL # 3
IF 5 CHAN 1 STK LL of DA193.ICL001.3




Plot file version 11 created 14-DEC-2015 12:42:26
Amplitude andPhase vs Time for DA193.MULTI.1 CL # 3
IF 6 CHAN 1 STK LL of DA193.ICL001.3



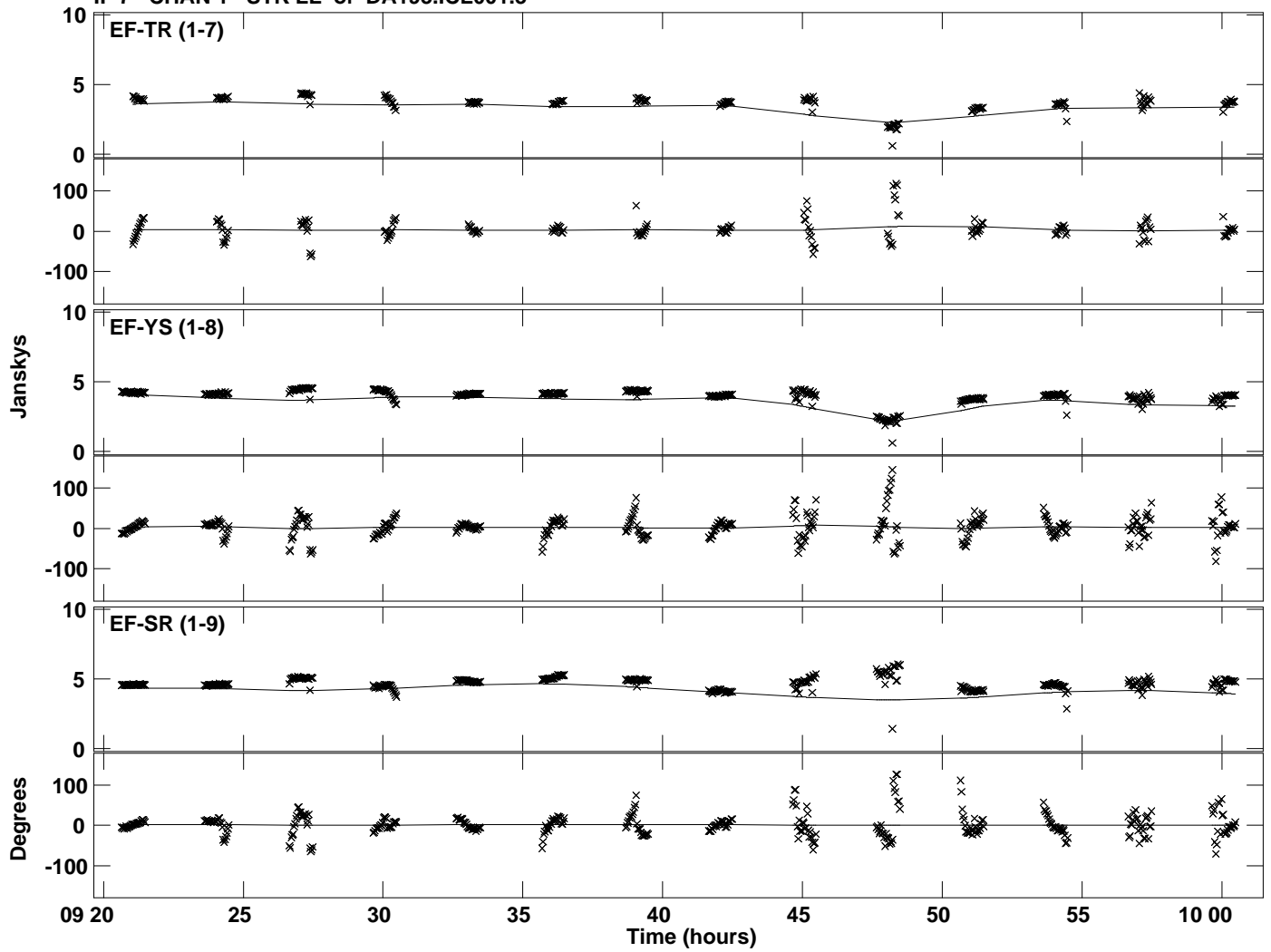
PLot file version 12 created 14-DEC-2015 12:42:26
Amplitude and Phase vs Time for DA193.MULTI.1 CL # 3
IF 6 CHAN 1 STK LL of DA193.ICL001.3




Plot file version 13 created 14-DEC-2015 12:42:27
Amplitude andPhase vs Time for DA193.MULTI.1 CL # 3
IF 7 CHAN 1 STK LL of DA193.ICL001.3



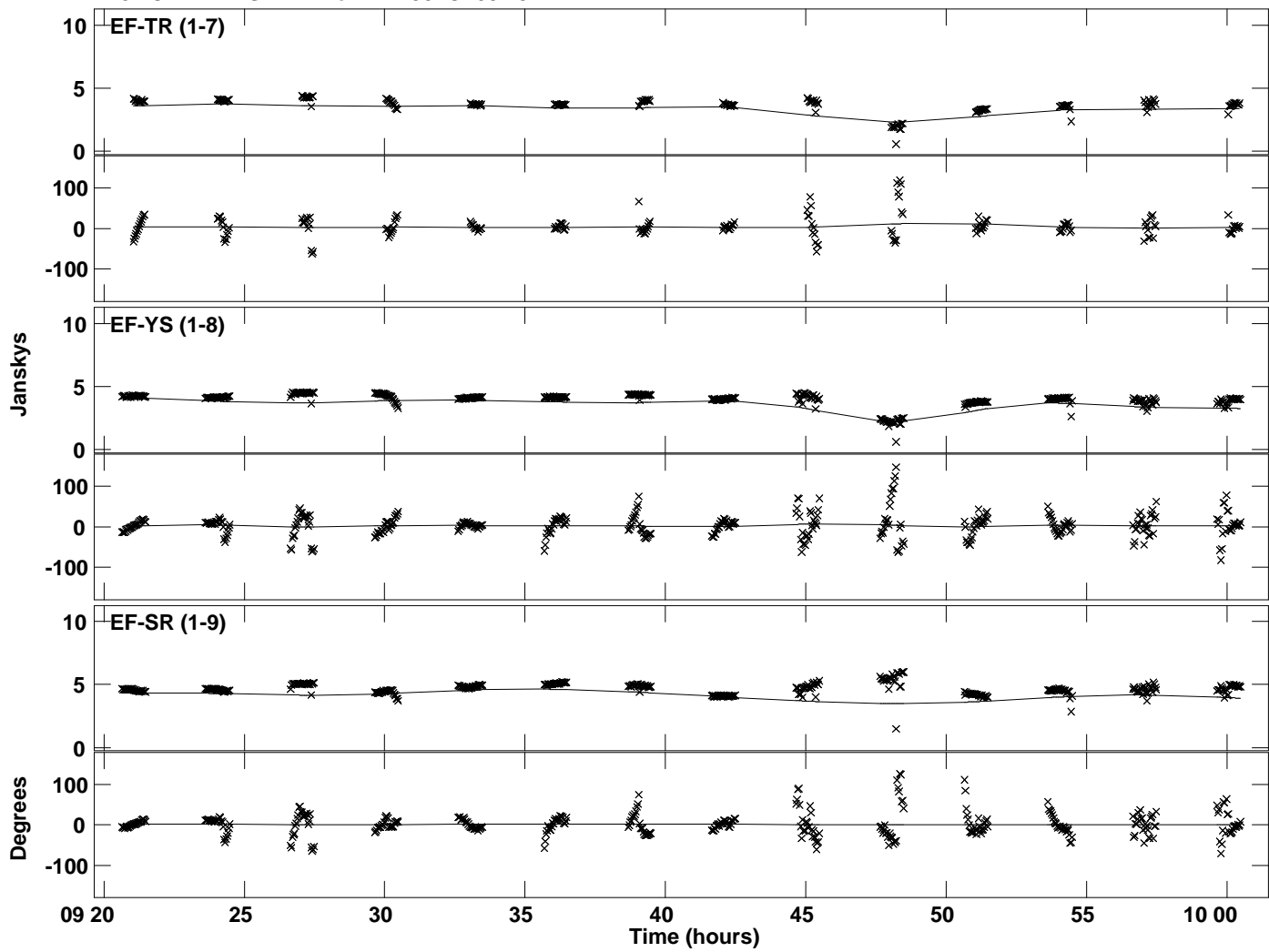
Plot file version 14 created 14-DEC-2015 12:42:27
Amplitude and Phase vs Time for DA193.MULTI.1 CL # 3
IF 7 CHAN 1 STK LL of DA193.ICL001.3




Plot file version 15 created 14-DEC-2015 12:42:28
Amplitude andPhase vs Time for DA193.MULTI.1 CL # 3
IF 8 CHAN 1 STK LL of DA193.ICL001.3




Plot file version 16 created 14-DEC-2015 12:42:28
Amplitude and Phase vs Time for DA193.MULTI.1 CL # 3
IF 8 CHAN 1 STK LL of DA193.ICL001.3




Plot file version 17 created 14-DEC-2015 12:42:29
Amplitude andPhase vs Time for DA193.MULTI.1 CL # 3
IF 1 CHAN 1 STK RR of DA193.ICL001.3




Plot file version 18 created 14-DEC-2015 12:42:29
Amplitude andPhase vs Time for DA193.MULTI.1 CL # 3
IF 1 CHAN 1 STK RR of DA193.ICL001.3




Plot file version 19 created 14-DEC-2015 12:42:31
Amplitude andPhase vs Time for DA193.MULTI.1 CL # 3
IF 2 CHAN 1 STK RR of DA193.ICL001.3




Plot file version 20 created 14-DEC-2015 12:42:31
Amplitude andPhase vs Time for DA193.MULTI.1 CL # 3
IF 2 CHAN 1 STK RR of DA193.ICL001.3




Plot file version 21 created 14-DEC-2015 12:42:32
Amplitude andPhase vs Time for DA193.MULTI.1 CL # 3
IF 3 CHAN 1 STK RR of DA193.ICL001.3




Plot file version 22 created 14-DEC-2015 12:42:32
Amplitude and Phase vs Time for DA193.MULTI.1 CL # 3
IF 3 CHAN 1 STK RR of DA193.ICL001.3




Plot file version 23 created 14-DEC-2015 12:42:33
Amplitude andPhase vs Time for DA193.MULTI.1 CL # 3
IF 4 CHAN 1 STK RR of DA193.ICL001.3




Plot file version 24 created 14-DEC-2015 12:42:33
Amplitude andPhase vs Time for DA193.MULTI.1 CL # 3
IF 4 CHAN 1 STK RR of DA193.ICL001.3




Plot file version 25 created 14-DEC-2015 12:42:34
Amplitude andPhase vs Time for DA193.MULTI.1 CL # 3
IF 5 CHAN 1 STK RR of DA193.ICL001.3




Plot file version 26 created 14-DEC-2015 12:42:34
Amplitude and Phase vs Time for DA193.MULTI.1 CL # 3
IF 5 CHAN 1 STK RR of DA193.ICL001.3




Plot file version 27 created 14-DEC-2015 12:42:35
Amplitude andPhase vs Time for DA193.MULTI.1 CL # 3
IF 6 CHAN 1 STK RR of DA193.ICL001.3



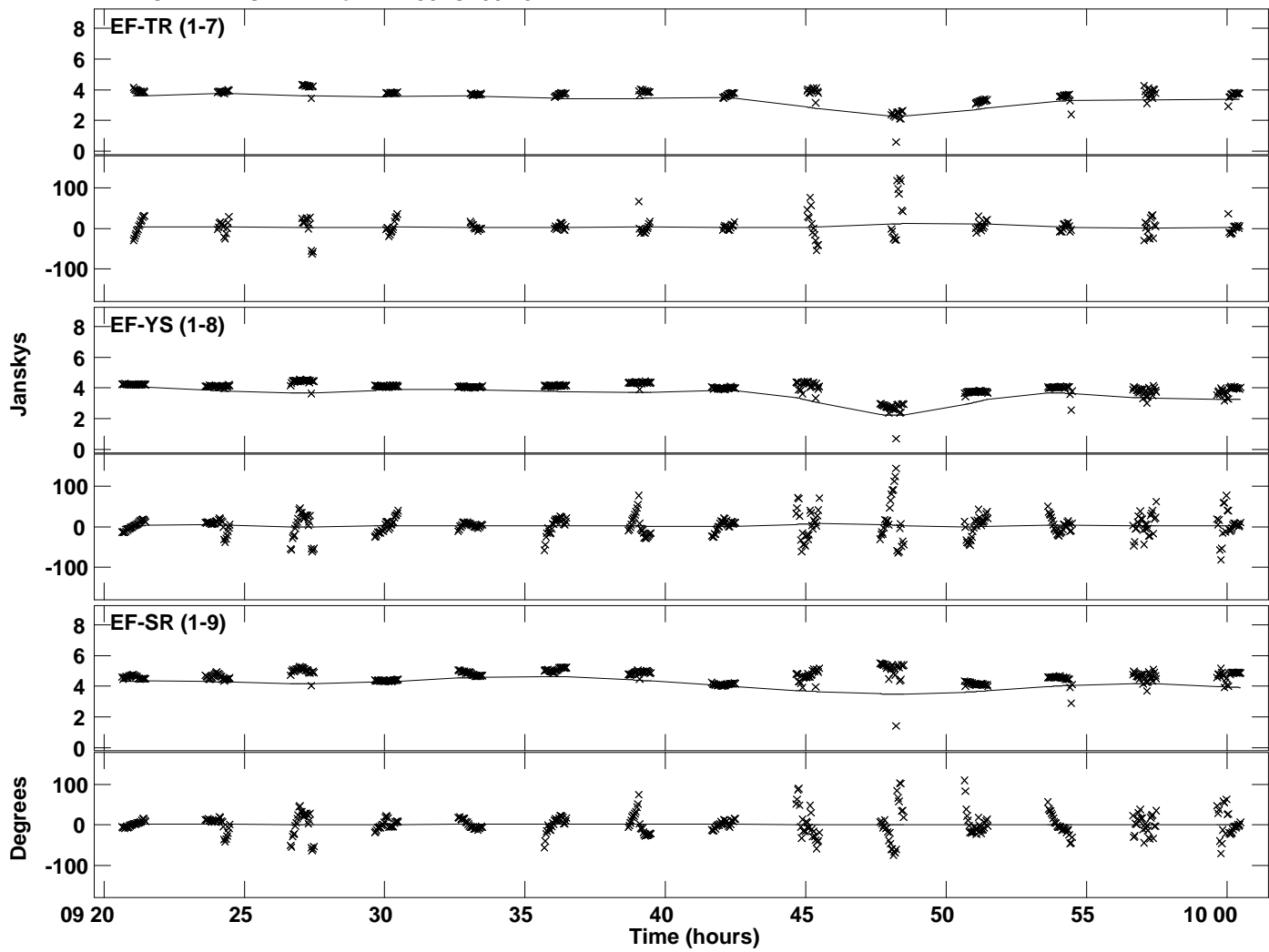
PLot file version 28 created 14-DEC-2015 12:42:35
Amplitude andPhase vs Time for DA193.MULTI.1 CL # 3
IF 6 CHAN 1 STK RR of DA193.ICL001.3



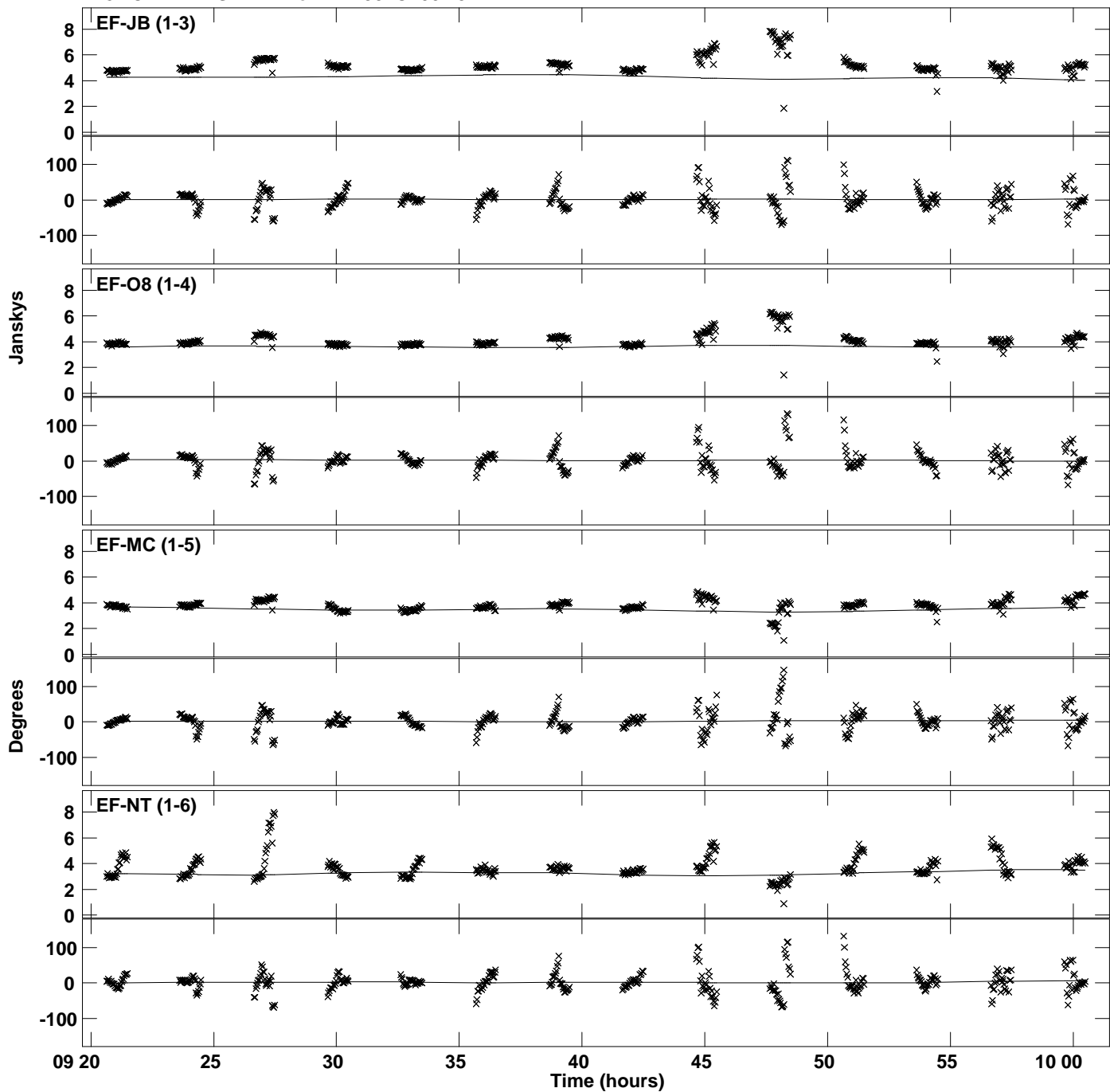
Plot file version 29 created 14-DEC-2015 12:42:37
Amplitude andPhase vs Time for DA193.MULTI.1 CL # 3
IF 7 CHAN 1 STK RR of DA193.ICL001.3



Plot file version 30 created 14-DEC-2015 12:42:37
Amplitude andPhase vs Time for DA193.MULTI.1 CL # 3
IF 7 CHAN 1 STK RR of DA193.ICL001.3



Plot file version 31 created 14-DEC-2015 12:42:38
Amplitude andPhase vs Time for DA193.MULTI.1 CL # 3
IF 8 CHAN 1 STK RR of DA193.ICL001.3



Plot file version 32 created 14-DEC-2015 12:42:38
Amplitude and Phase vs Time for DA193.MULTI.1 CL # 3
IF 8 CHAN 1 STK RR of DA193.ICL001.3

