Plot file version 1 created 15-DEC-2016 17:49:03
J0927+3902 N16M2.UVDATA.1
Freq = 6.6596 GHz, Bw = 2.000 MH No calibration applied and no bandpass applied

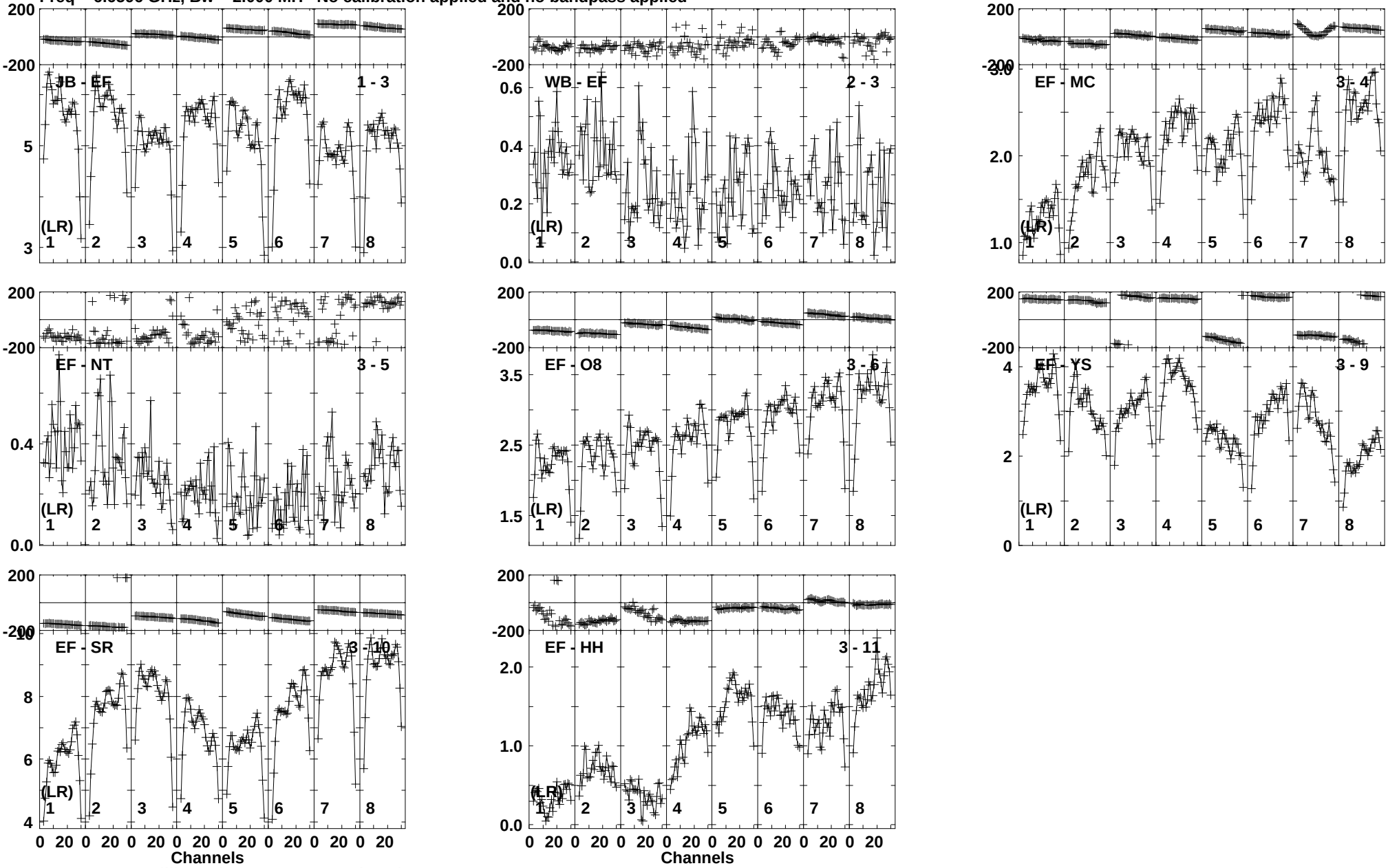

Lower frame: Milli Ampl Jy Top frame: Phas deg
Vector averaged cross-power spectrum Baseline: JB (01) - EF (03)
Timerange: 00/12:00:01 to 00/12:04:59

Plot file version 2 created 15-DEC-2016 17:49:03
J0927+3902 N16M2.UVDATA.1
Freq = 6.6596 GHz, Bw = 2.000 MH No calibration applied and no bandpass applied

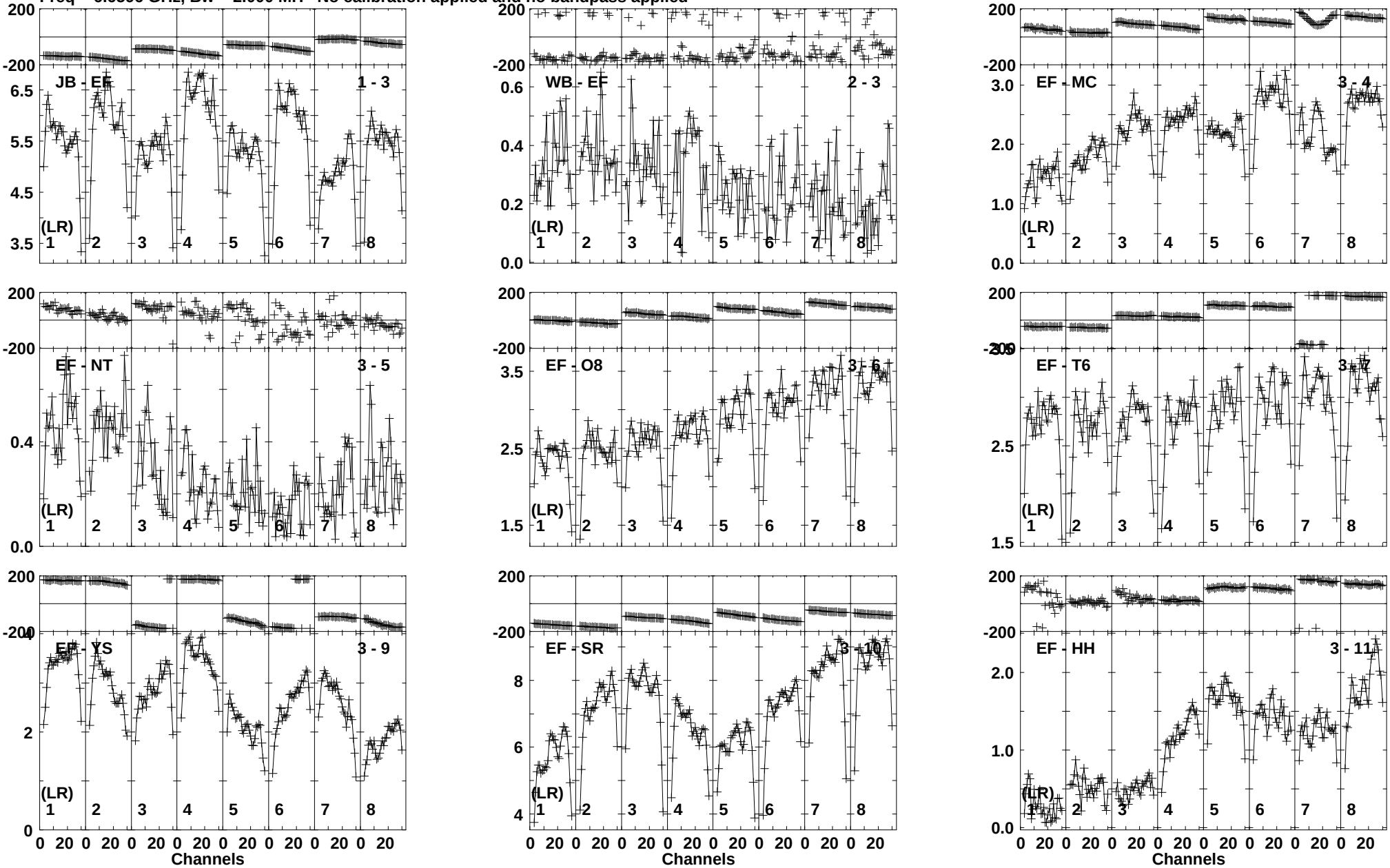

Lower frame: Milli Ampl Jy Top frame: Phas deg
Vector averaged cross-power spectrum Baseline: JB (01) - EF (03)
Timerange: 00/12:07:01 to 00/12:11:59

Plot file version 3 created 15-DEC-2016 17:49:04
J0927+3902 N16M2.UVDATA.1
Freq = 6.6596 GHz, Bw = 2.000 MH No calibration applied and no bandpass applied

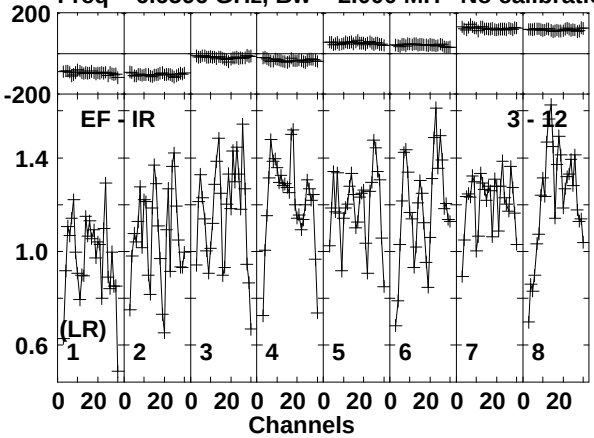

Lower frame: Milli Ampl Jy Top frame: Phas deg
Vector averaged cross-power spectrum Baseline: EF (03) - IR (12)
Timerange: 00/12:07:01 to 00/12:11:59

Plot file version 4 created 15-DEC-2016 17:49:04
J0927+3902 N16M2.UVDATA.1
Freq = 6.6596 GHz, Bw = 2.000 MH No calibration applied and no bandpass applied

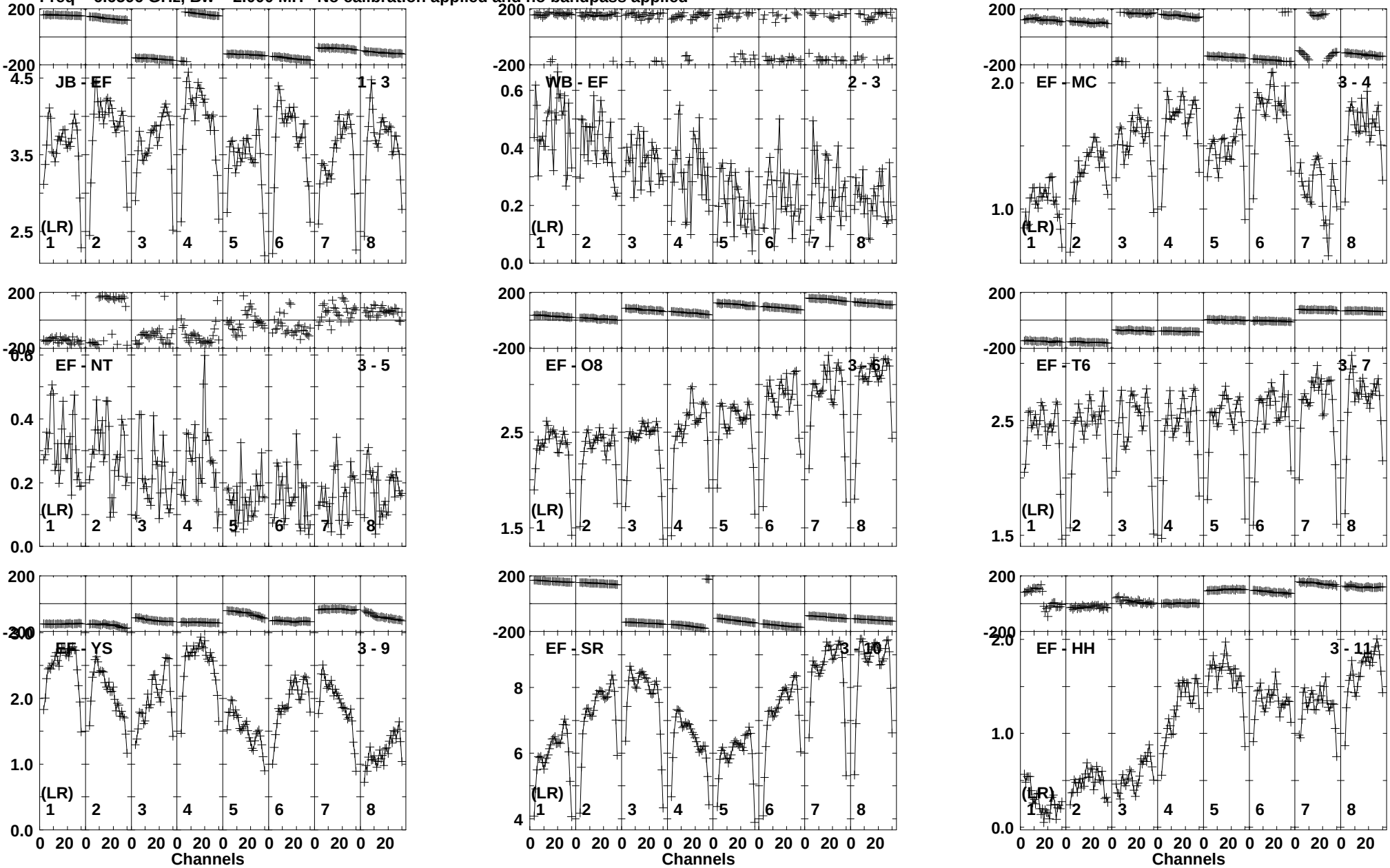

Lower frame: Milli Ampl Jy Top frame: Phas deg
Vector averaged cross-power spectrum Baseline: JB (01) - EF (03)
Timerange: 00/12:15:01 to 00/12:24:59

Plot file version 5 created 15-DEC-2016 17:49:04
J0927+3902 N16M2.UVDATA.1
Freq = 6.6596 GHz, Bw = 2.000 MH No calibration applied and no bandpass applied

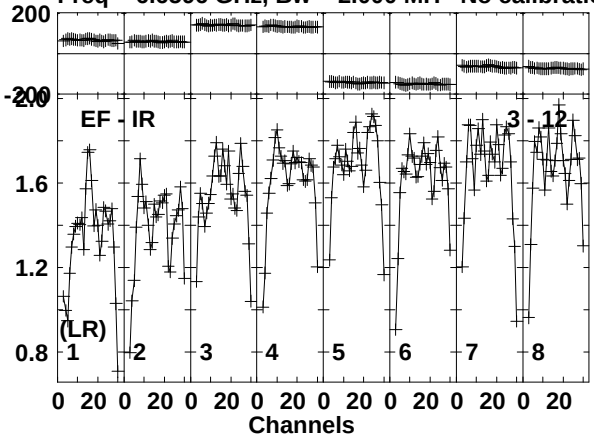

Lower frame: Milli Ampl Jy Top frame: Phas deg
Vector averaged cross-power spectrum Baseline: EF (03) - IR (12)
Timerange: 00/12:15:01 to 00/12:24:59

Plot file version 6 created 15-DEC-2016 17:49:04
J0927+3902 N16M2.UVDATA.1
Freq = 6.6596 GHz, Bw = 2.000 MH No calibration applied and no bandpass applied

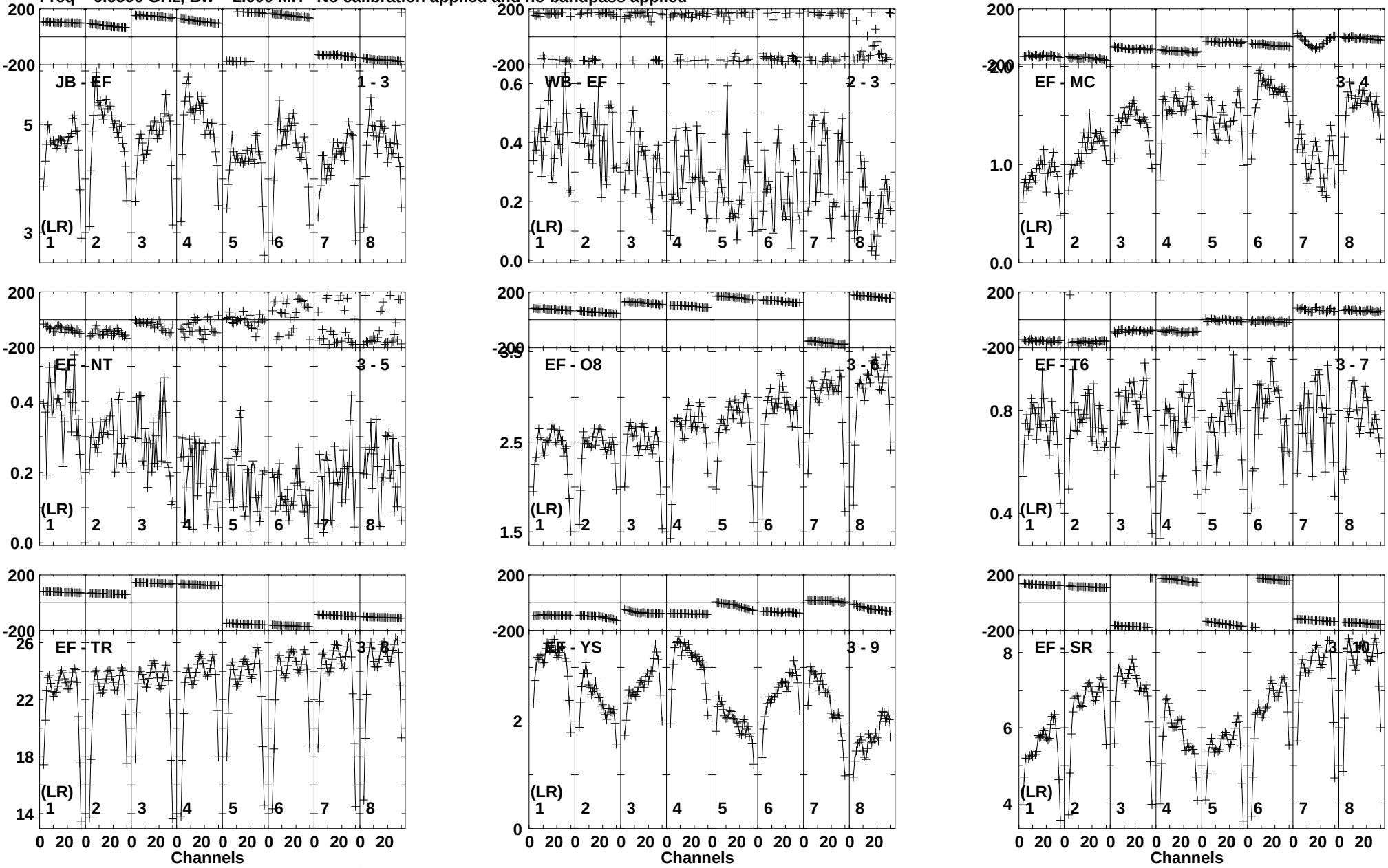

Lower frame: Milli Ampl Jy Top frame: Phas deg
Vector averaged cross-power spectrum Baseline: JB (01) - EF (03)
Timerange: 00/12:26:01 to 00/12:34:59

Plot file version 7 created 15-DEC-2016 17:49:05
J0927+3902 N16M2.UVDATA.1
Freq = 6.6596 GHz, Bw = 2.000 MH No calibration applied and no bandpass applied

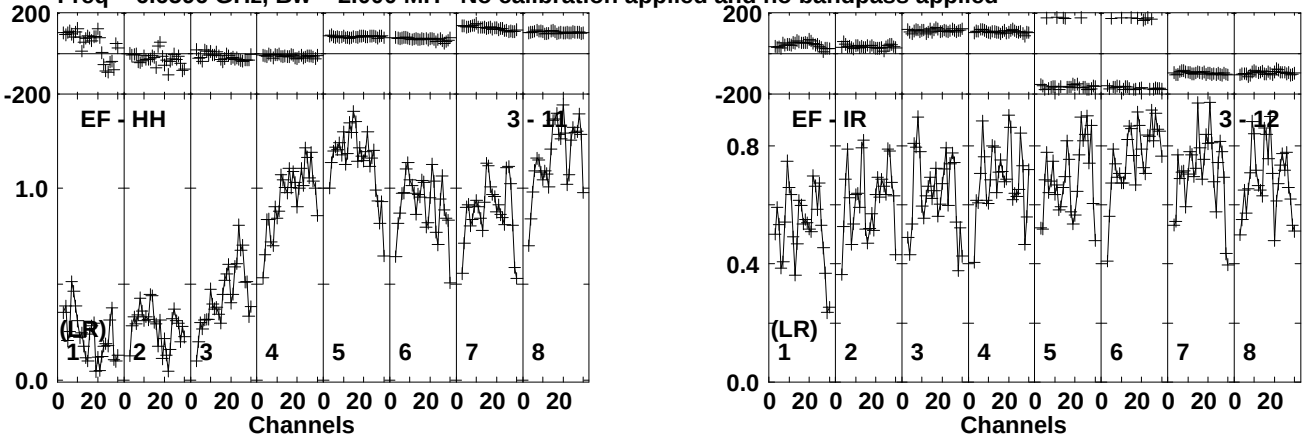

Lower frame: Milli Ampl Jy Top frame: Phas deg
Vector averaged cross-power spectrum Baseline: EF (03) - HH (11)
Timerange: 00/12:26:01 to 00/12:34:59

Plot file version 8 created 15-DEC-2016 17:49:05
J0927+3902 N16M2.UVDATA.1
Freq = 6.6596 GHz, Bw = 2.000 MH No calibration applied and no bandpass applied

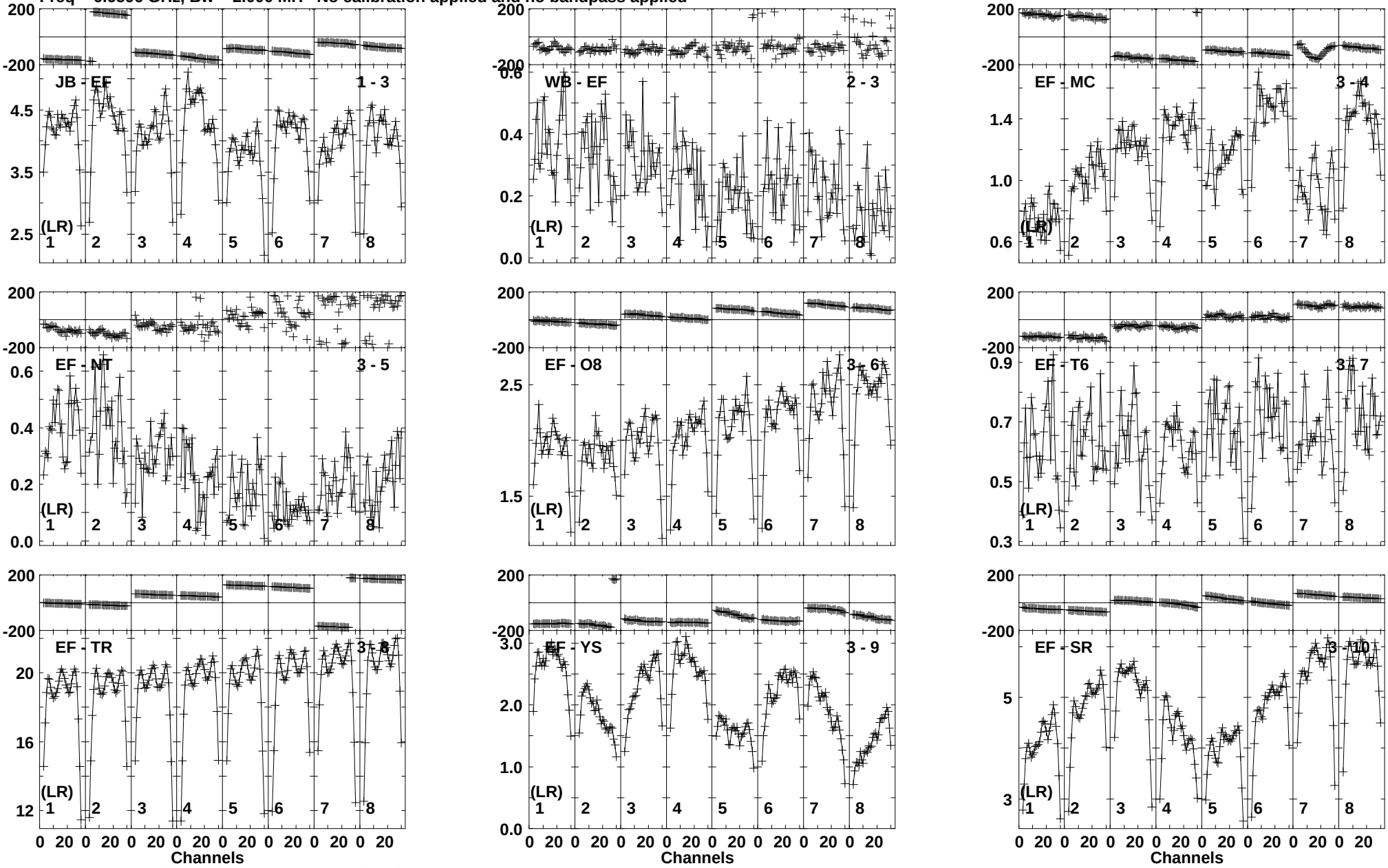

Lower frame: Milli Ampl Jy Top frame: Phas deg
Vector averaged cross-power spectrum Baseline: JB (01) - EF (03)
Timerange: 00/12:36:01 to 00/12:44:59

Plot file version 9 created 15-DEC-2016 17:49:06
J0927+3902 N16M2.UVDATA.1
Freq = 6.6596 GHz, Bw = 2.000 MH No calibration applied and no bandpass applied

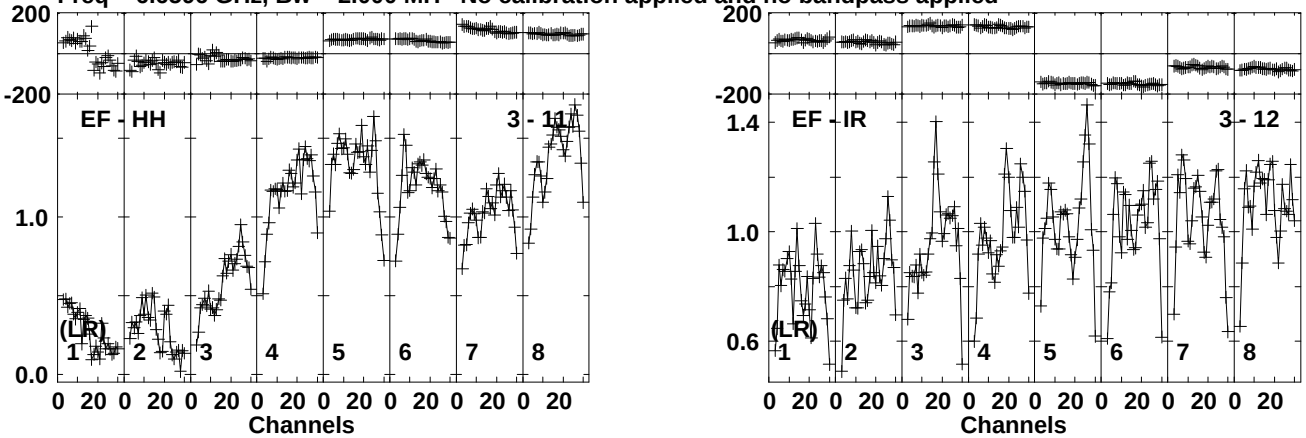

Lower frame: Milli Ampl Jy Top frame: Phas deg
Vector averaged cross-power spectrum Baseline: EF (03) - HH (11)
Timerange: 00/12:36:01 to 00/12:44:59

Plot file version 10 created 15-DEC-2016 17:49:06
J0927+3902 N16M2.UVDATA.1
Freq = 6.6596 GHz, Bw = 2.000 MH No calibration applied and no bandpass applied

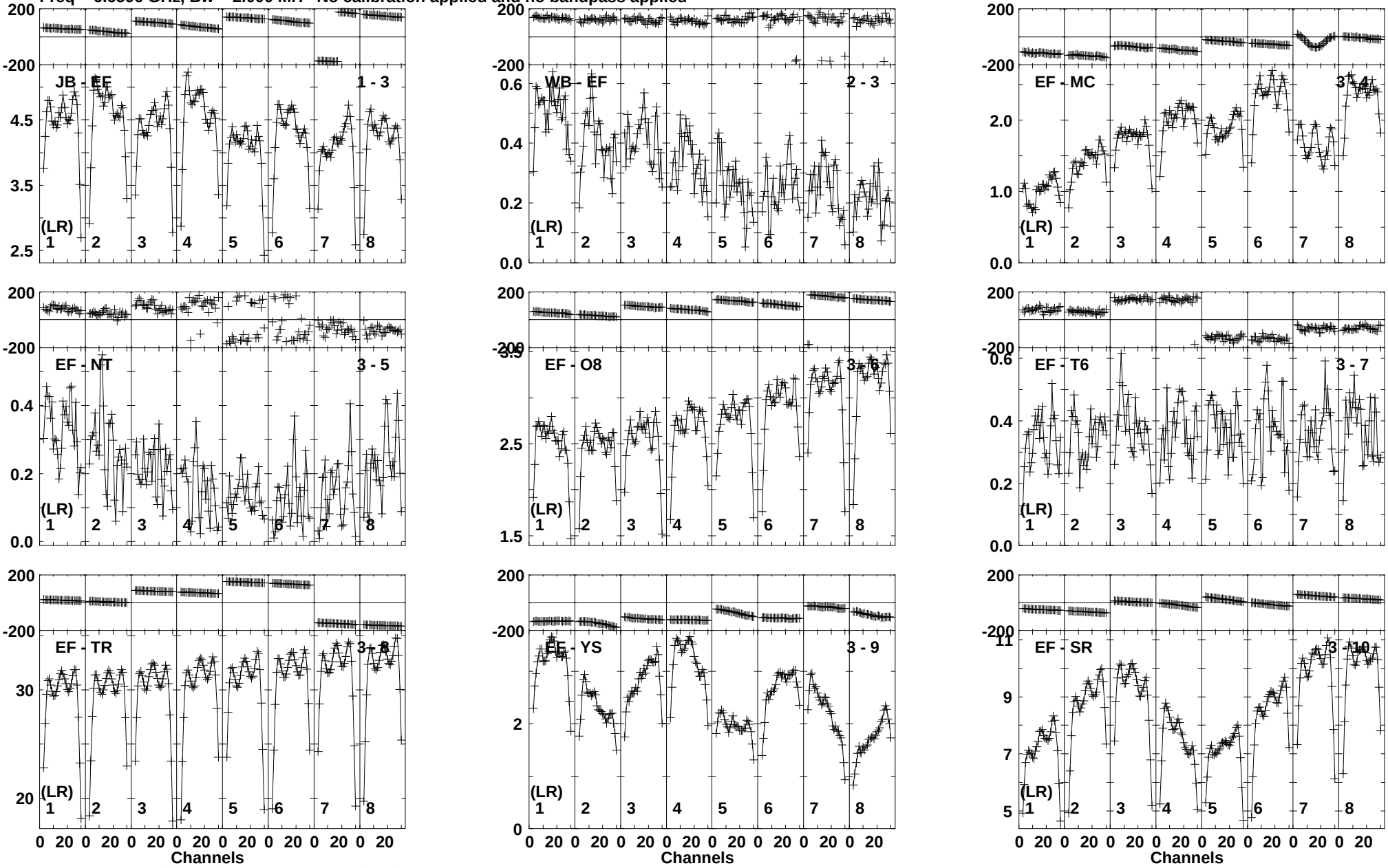

Lower frame: Milli Ampl Jy Top frame: Phas deg
Vector averaged cross-power spectrum Baseline: JB (01) - EF (03)
Timerange: 00/12:46:01 to 00/12:59:59

Plot file version 11 created 15-DEC-2016 17:49:07
J0927+3902 N16M2.UVDATA.1
Freq = 6.6596 GHz, Bw = 2.000 MH No calibration applied and no bandpass applied

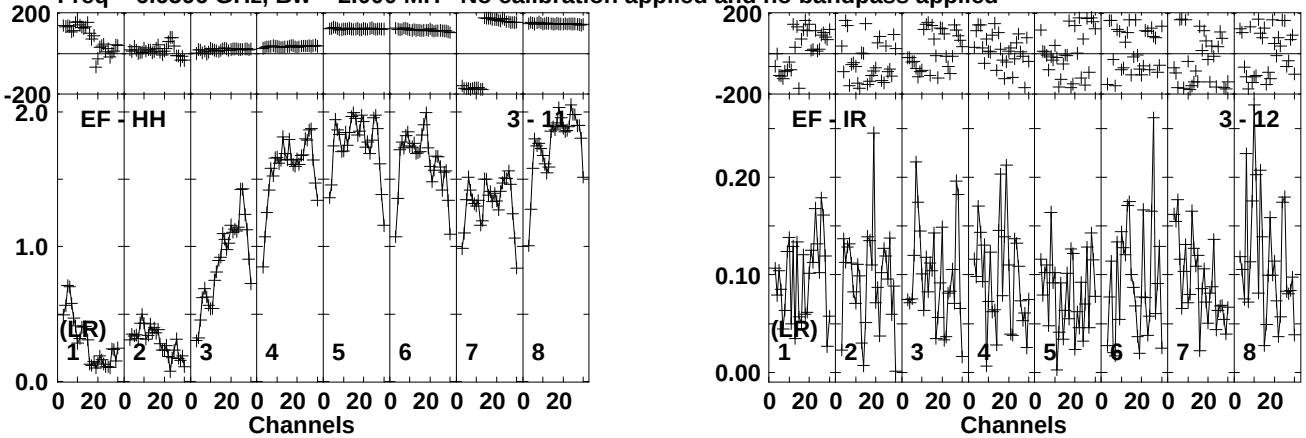

Lower frame: Milli Ampl Jy Top frame: Phas deg
Vector averaged cross-power spectrum Baseline: EF (03) - HH (11)
Timerange: 00/12:46:01 to 00/12:59:59

Plot file version 12 created 15-DEC-2016 17:49:07
J0927+3902 N16M2.UVDATA.1
Freq = 6.6596 GHz, Bw = 2.000 MH No calibration applied and no bandpass applied

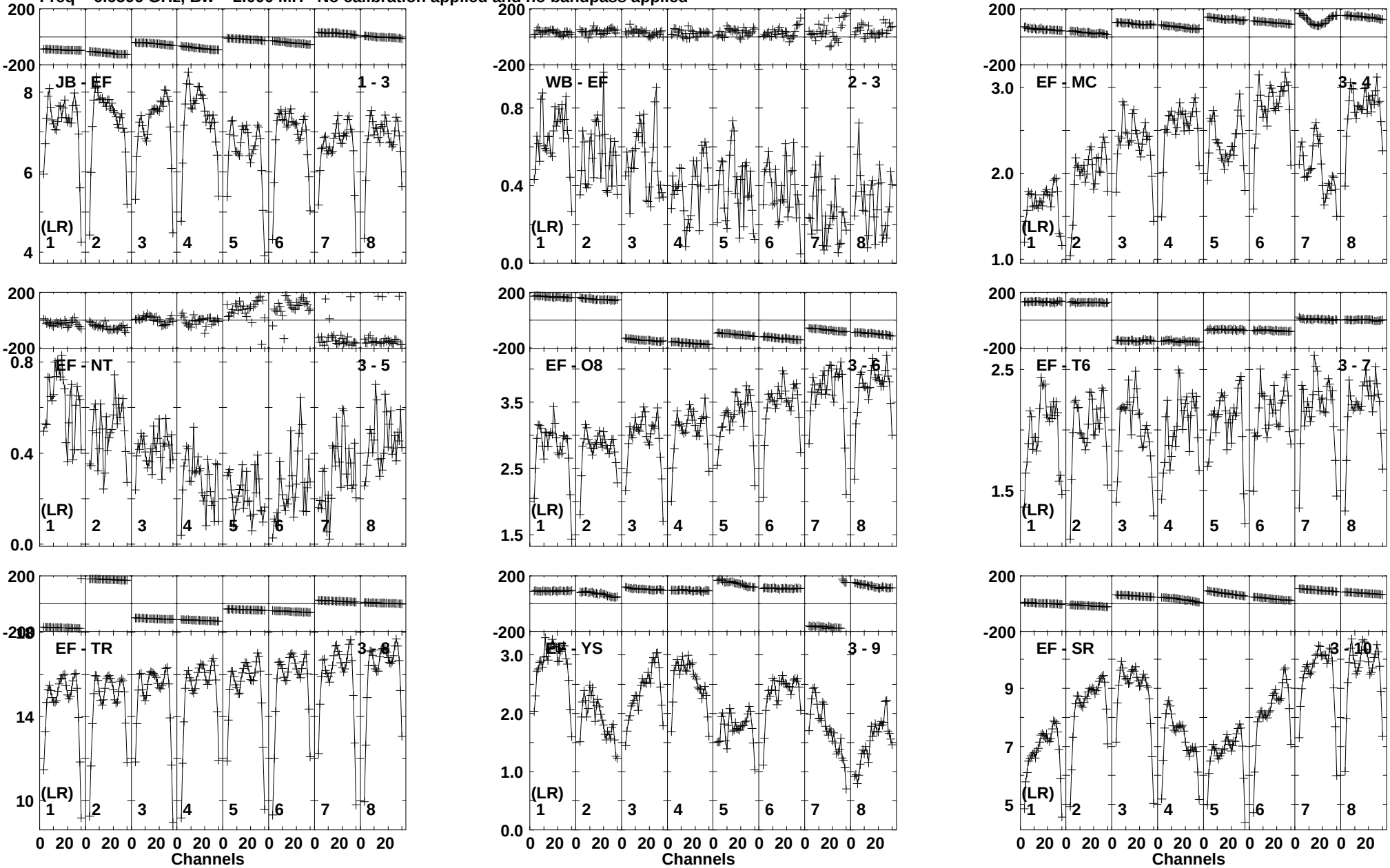

Lower frame: Milli Ampl Jy Top frame: Phas deg
Vector averaged cross-power spectrum Baseline: JB (01) - EF (03)
Timerange: 00/13:02:01 to 00/13:06:59

Plot file version 13 created 15-DEC-2016 17:49:08
J0927+3902 N16M2.UVDATA.1
Freq = 6.6596 GHz, Bw = 2.000 MH No calibration applied and no bandpass applied

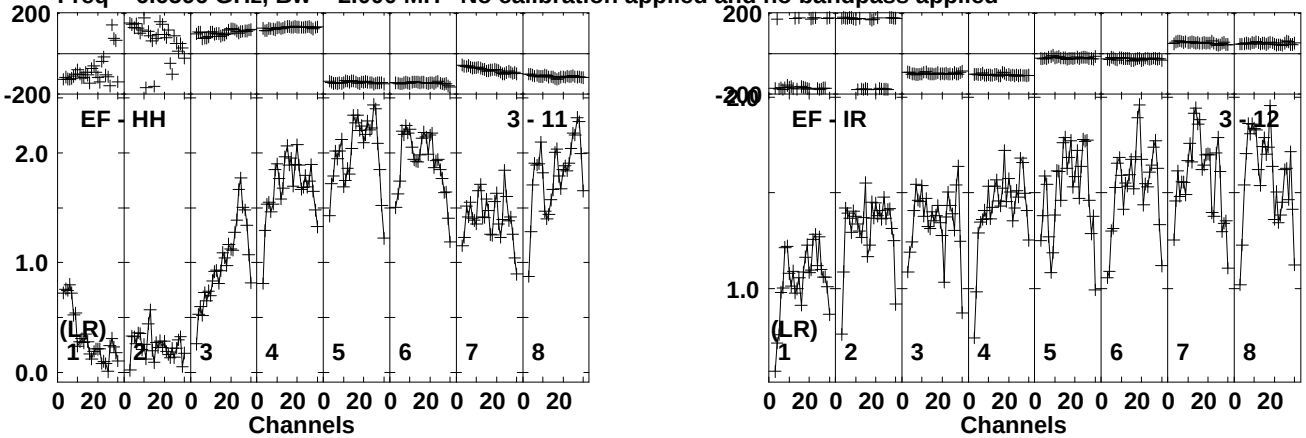

Lower frame: Milli Ampl Jy Top frame: Phas deg
Vector averaged cross-power spectrum Baseline: EF (03) - HH (11)
Timerange: 00/13:02:01 to 00/13:06:59

Plot file version 14 created 15-DEC-2016 17:49:08
J0927+3902 N16M2.UVDATA.1
Freq = 6.6596 GHz, Bw = 2.000 MH No calibration applied and no bandpass applied

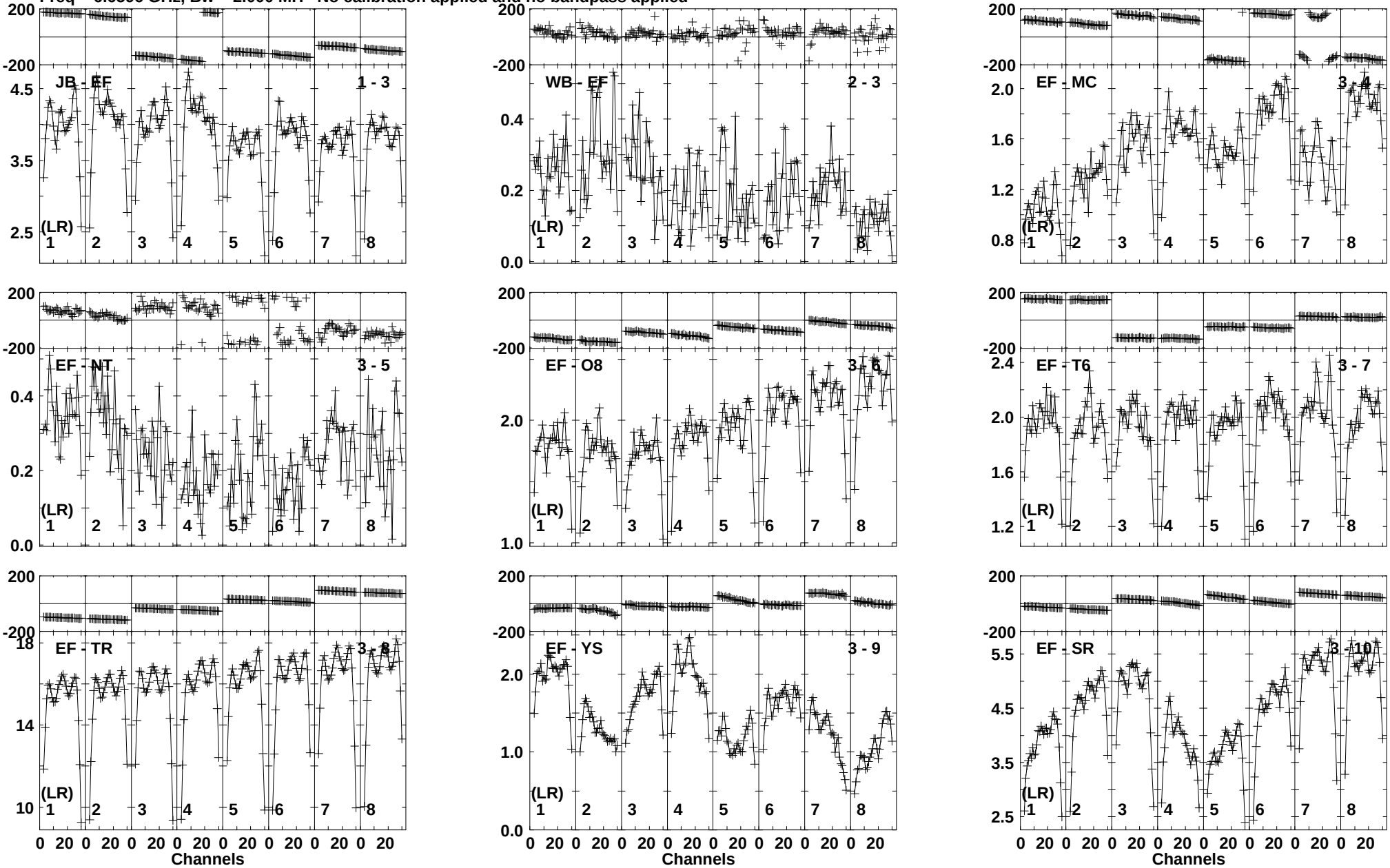

Lower frame: Milli Ampl Jy Top frame: Phas deg
Vector averaged cross-power spectrum Baseline: JB (01) - EF (03)
Timerange: 00/13:10:01 to 00/13:19:59

Plot file version 15 created 15-DEC-2016 17:49:09
J0927+3902 N16M2.UVDATA.1
Freq = 6.6596 GHz, Bw = 2.000 MH No calibration applied and no bandpass applied

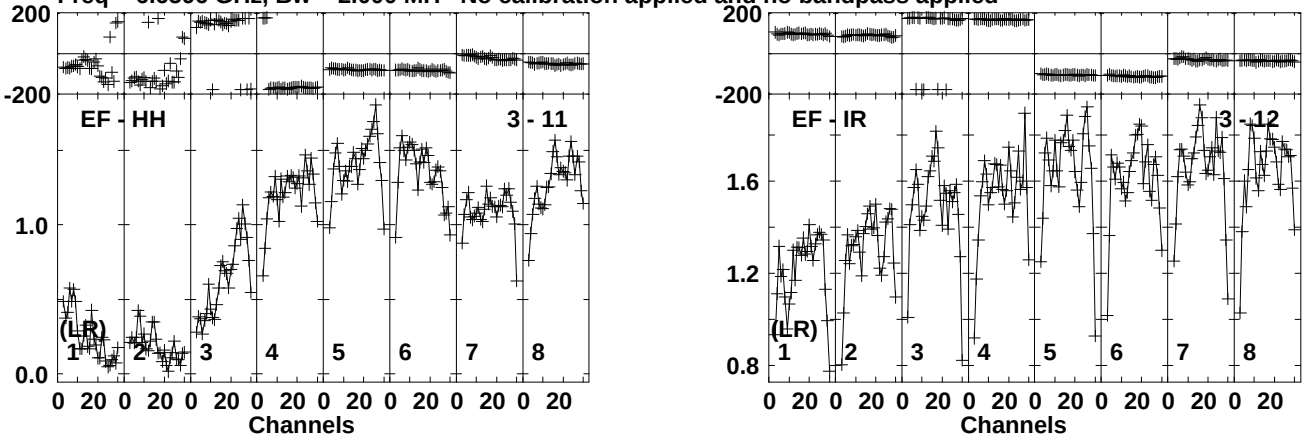

Lower frame: Milli Ampl Jy Top frame: Phas deg
Vector averaged cross-power spectrum Baseline: EF (03) - HH (11)
Timerange: 00/13:10:01 to 00/13:19:59

Plot file version 16 created 15-DEC-2016 17:49:09
J0927+3902 N16M2.UVDATA.1
Freq = 6.6596 GHz, Bw = 2.000 MH No calibration applied and no bandpass applied

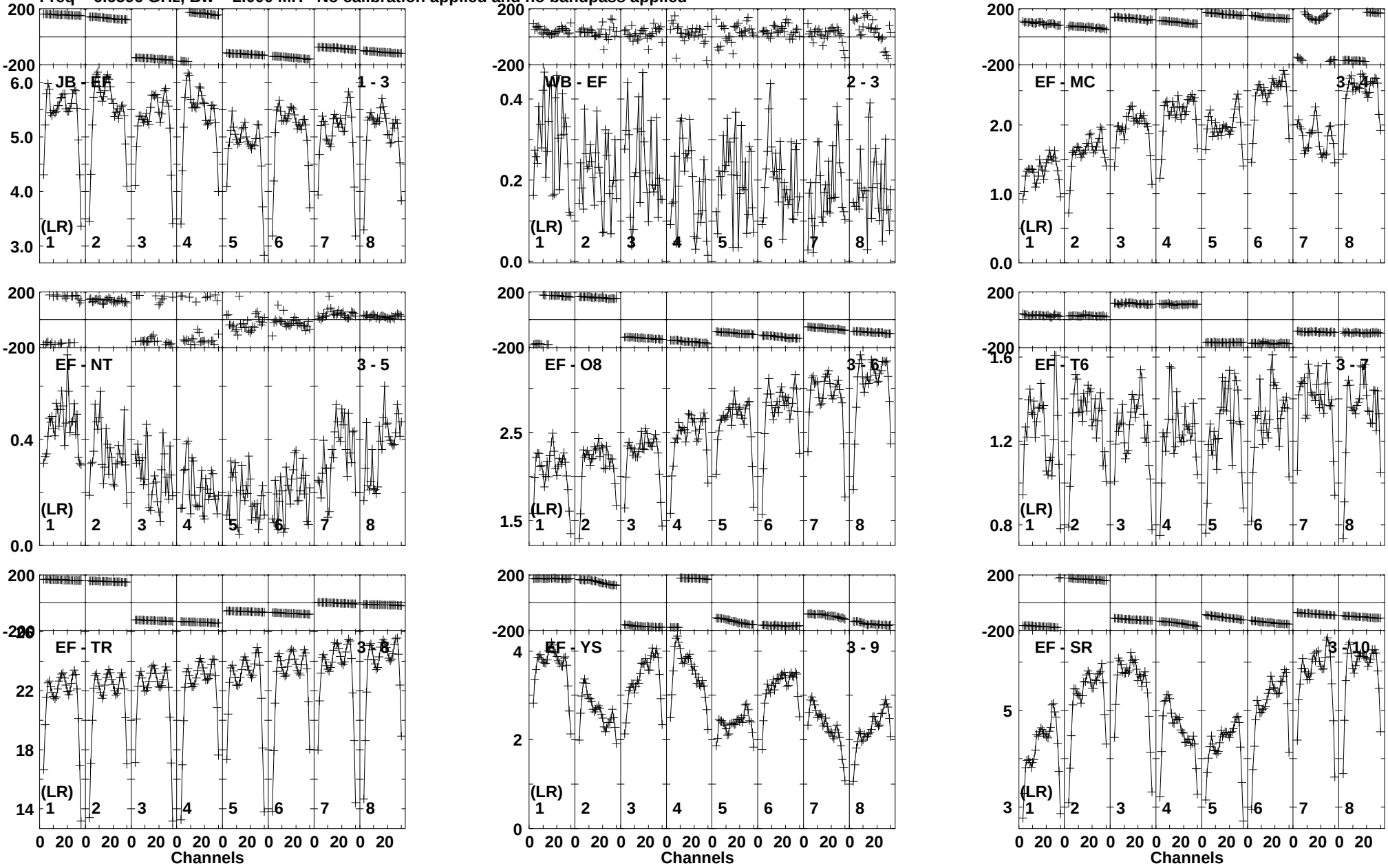

Lower frame: Milli Ampl Jy Top frame: Phas deg
Vector averaged cross-power spectrum Baseline: JB (01) - EF (03)
Timerange: 00/13:21:01 to 00/13:29:59

Plot file version 17 created 15-DEC-2016 17:49:09
J0927+3902 N16M2.UVDATA.1
Freq = 6.6596 GHz, Bw = 2.000 MH No calibration applied and no bandpass applied

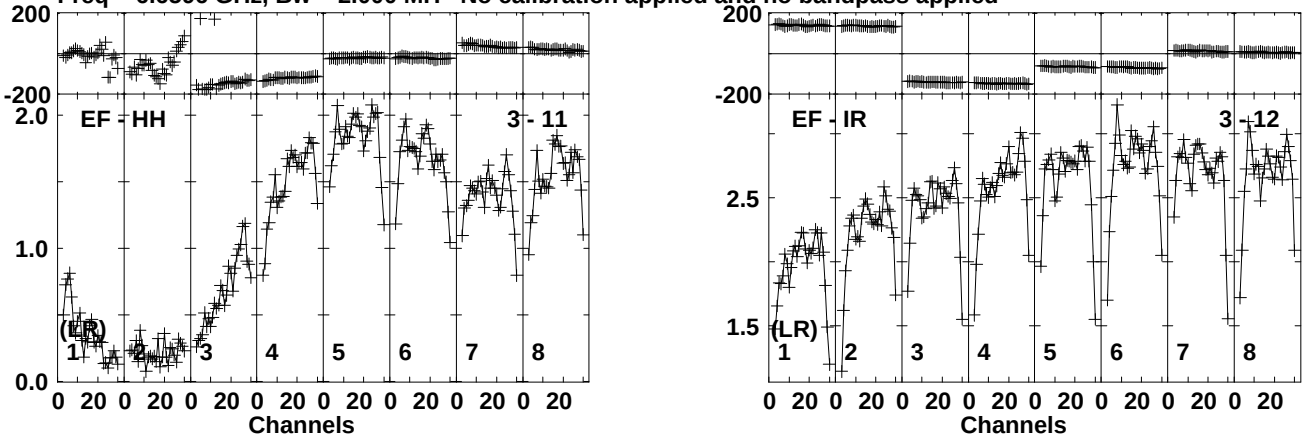

Lower frame: Milli Ampl Jy Top frame: Phas deg
Vector averaged cross-power spectrum Baseline: EF (03) - HH (11)
Timerange: 00/13:21:01 to 00/13:29:59

Plot file version 18 created 15-DEC-2016 17:49:10
J0927+3902 N16M2.UVDATA.1
Freq = 6.6596 GHz, Bw = 2.000 MH No calibration applied and no bandpass applied

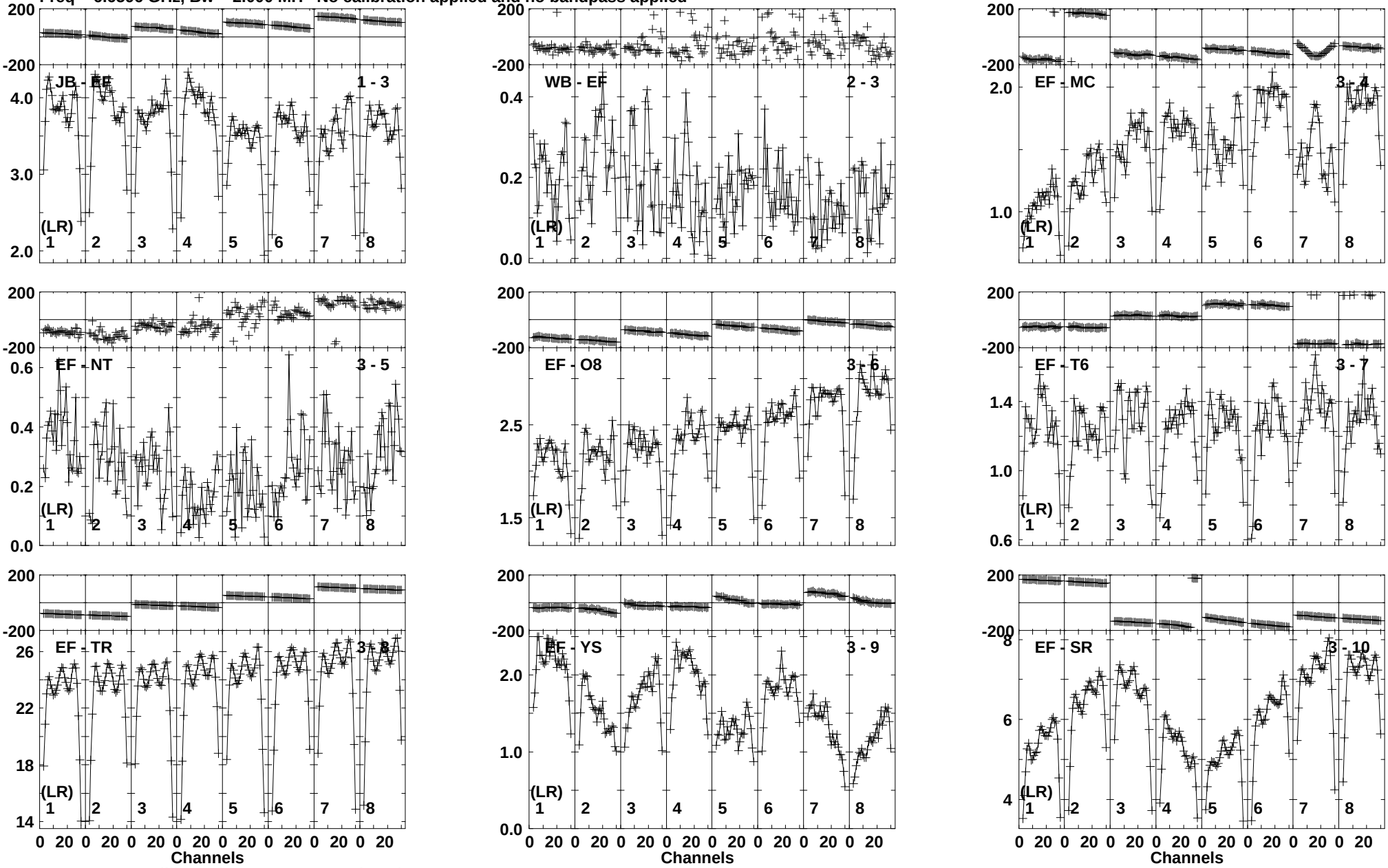

Lower frame: Milli Ampl Jy Top frame: Phas deg
Vector averaged cross-power spectrum Baseline: JB (01) - EF (03)
Timerange: 00/13:31:01 to 00/13:39:59

Plot file version 19 created 15-DEC-2016 17:49:10
J0927+3902 N16M2.UVDATA.1
Freq = 6.6596 GHz, Bw = 2.000 MH No calibration applied and no bandpass applied

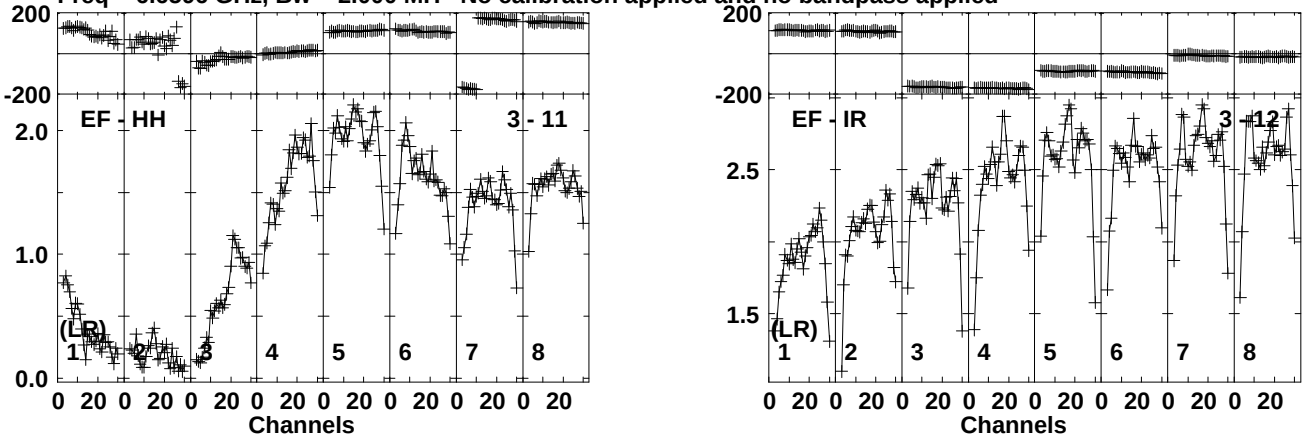

Lower frame: Milli Ampl Jy Top frame: Phas deg
Vector averaged cross-power spectrum Baseline: EF (03) - HH (11)
Timerange: 00/13:31:01 to 00/13:39:59

Plot file version 20 created 15-DEC-2016 17:49:11
J0927+3902 N16M2.UVDATA.1
Freq = 6.6596 GHz, Bw = 2.000 MH No calibration applied and no bandpass applied

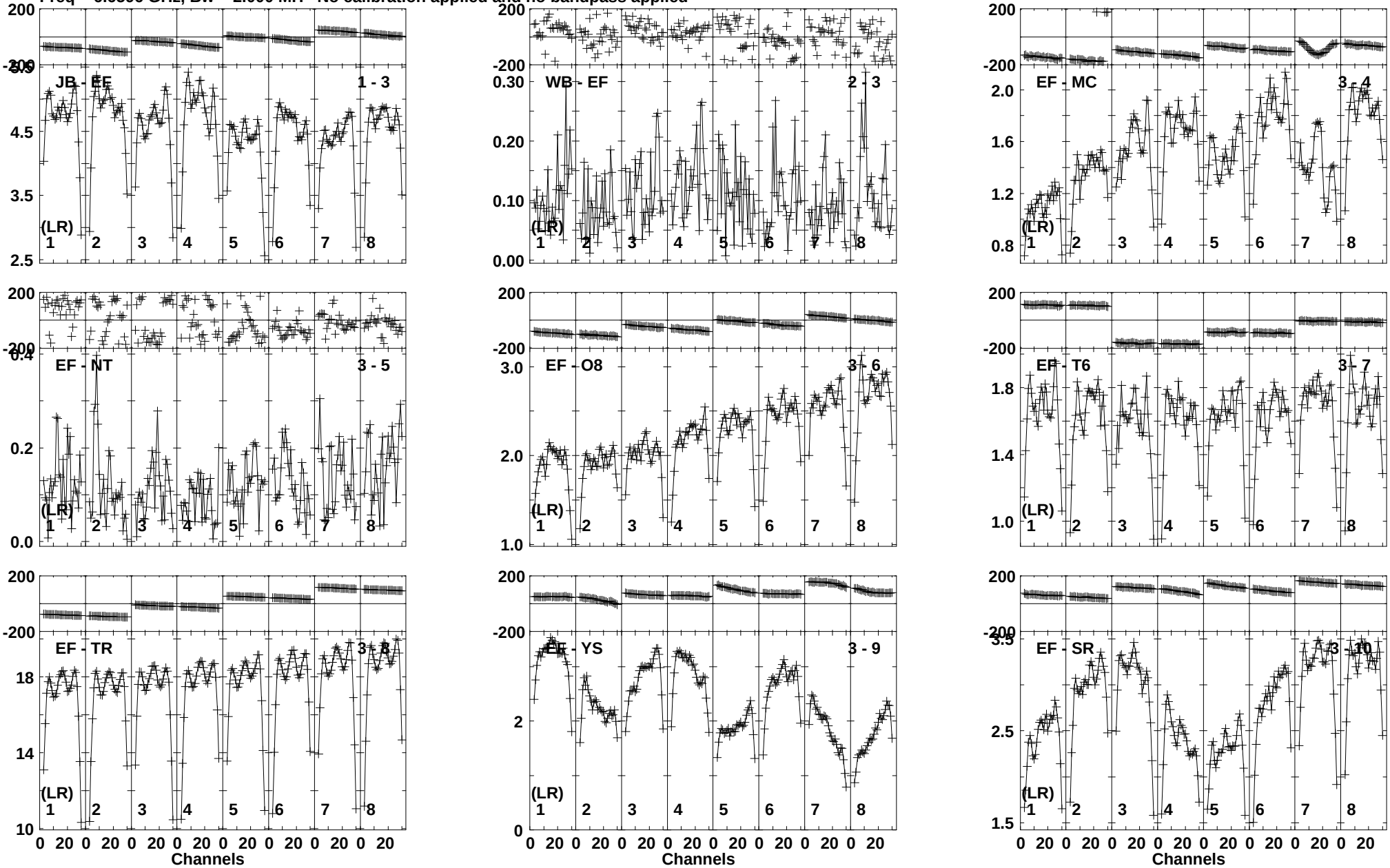

Lower frame: Milli Ampl Jy Top frame: Phas deg
Vector averaged cross-power spectrum Baseline: JB (01) - EF (03)
Timerange: 00/13:41:01 to 00/13:54:59

Plot file version 21 created 15-DEC-2016 17:49:11
J0927+3902 N16M2.UVDATA.1
Freq = 6.6596 GHz, Bw = 2.000 MH No calibration applied and no bandpass applied

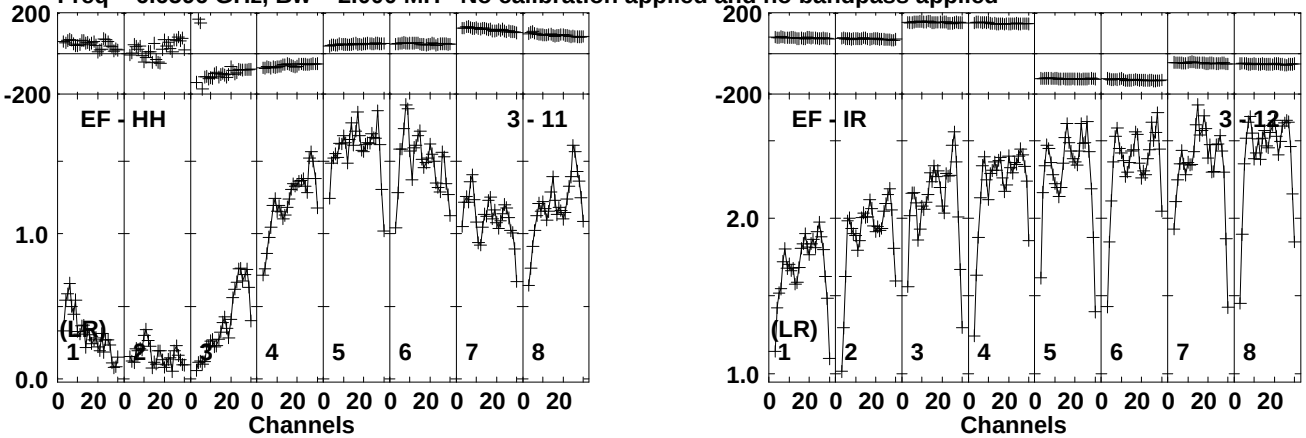

Lower frame: Milli Ampl Jy Top frame: Phas deg
Vector averaged cross-power spectrum Baseline: EF (03) - HH (11)
Timerange: 00/13:41:01 to 00/13:54:59

Plot file version 22 created 15-DEC-2016 17:49:12
J0927+3902 N16M2.UVDATA.1
Freq = 6.6596 GHz, Bw = 2.000 MH No calibration applied and no bandpass applied

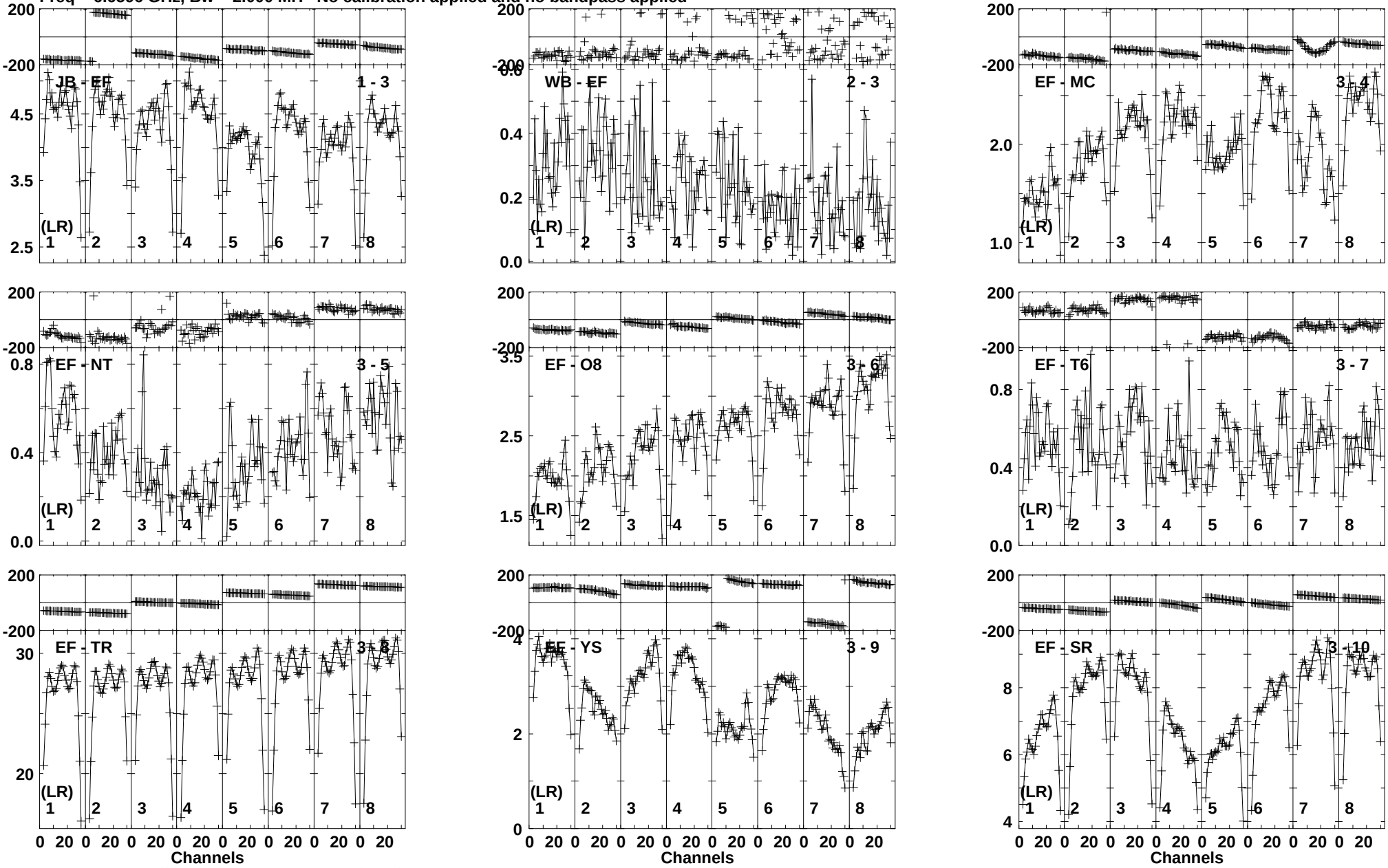

Lower frame: Milli Ampl Jy Top frame: Phas deg
Vector averaged cross-power spectrum Baseline: JB (01) - EF (03)
Timerange: 00/13:57:01 to 00/14:01:59

Plot file version 23 created 15-DEC-2016 17:49:12
J0927+3902 N16M2.UVDATA.1
Freq = 6.6596 GHz, Bw = 2.000 MH No calibration applied and no bandpass applied

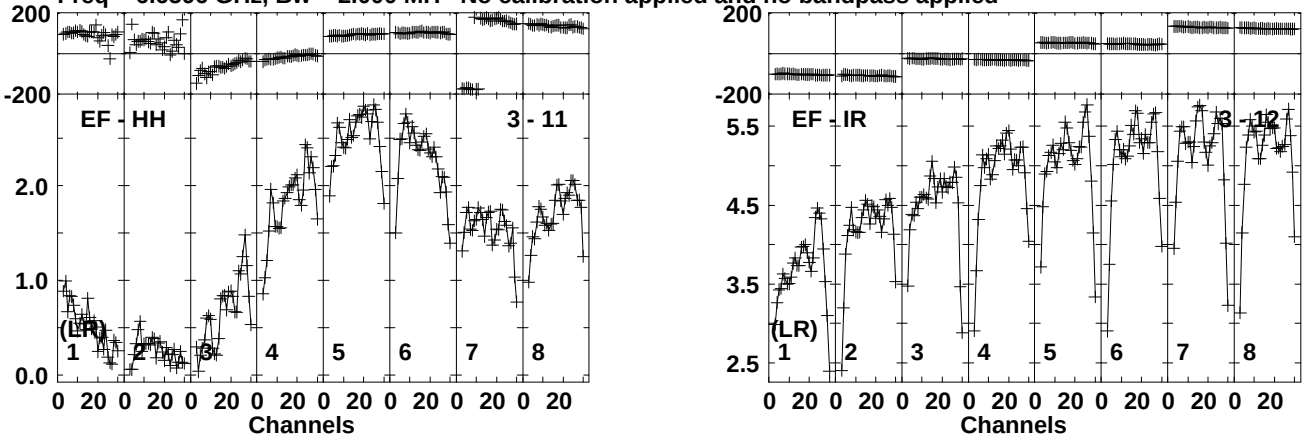

Lower frame: Milli Ampl Jy Top frame: Phas deg
Vector averaged cross-power spectrum Baseline: EF (03) - HH (11)
Timerange: 00/13:57:01 to 00/14:01:59

Plot file version 24 created 15-DEC-2016 17:49:12
J0927+3902 N16M2.UVDATA.1
Freq = 6.6596 GHz, Bw = 2.000 MH No calibration applied and no bandpass applied

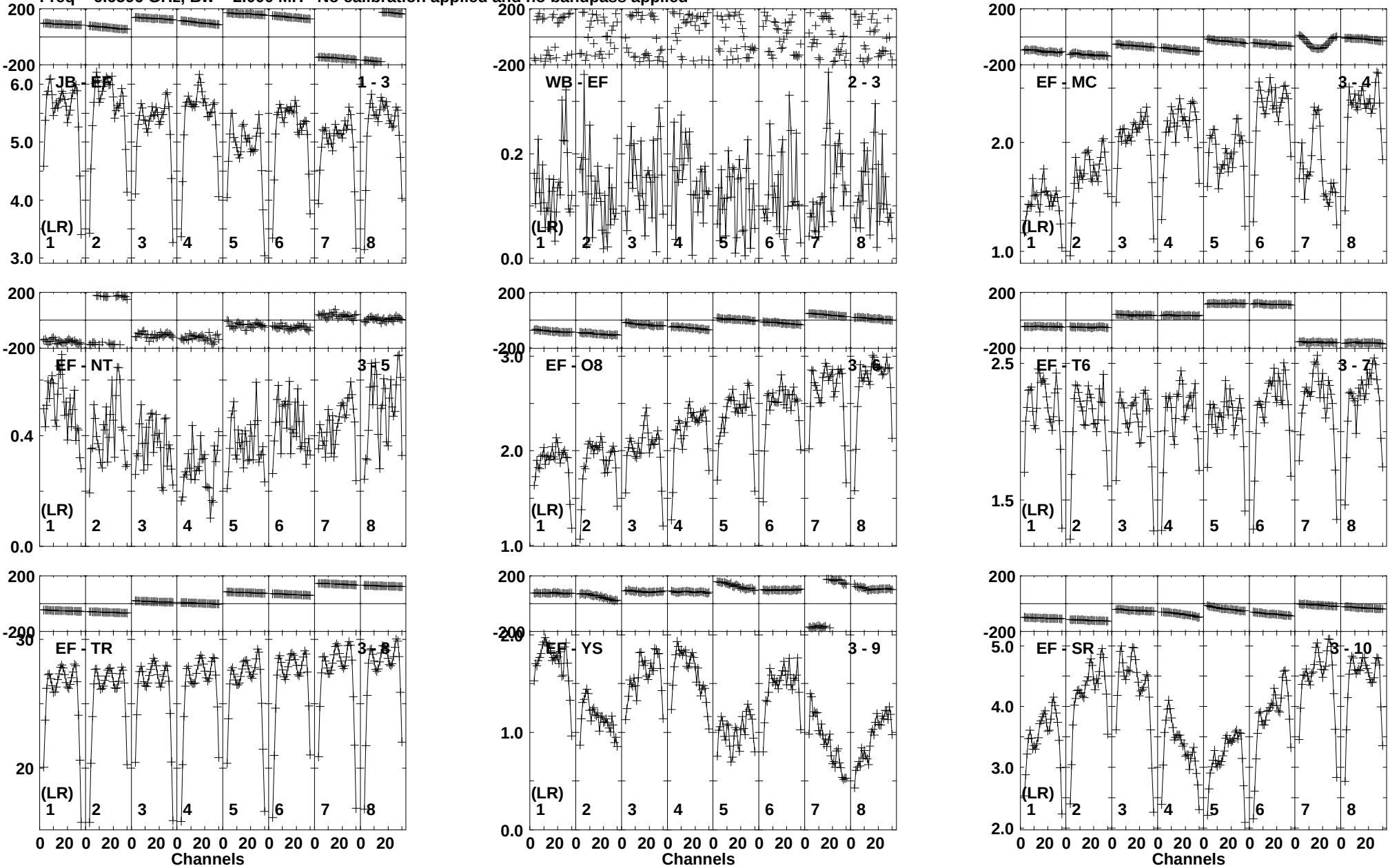

Lower frame: Milli Ampl Jy Top frame: Phas deg
Vector averaged cross-power spectrum Baseline: JB (01) - EF (03)
Timerange: 00/14:05:01 to 00/14:14:59

Plot file version 25 created 15-DEC-2016 17:49:13
J0927+3902 N16M2.UVDATA.1
Freq = 6.6596 GHz, Bw = 2.000 MH No calibration applied and no bandpass applied

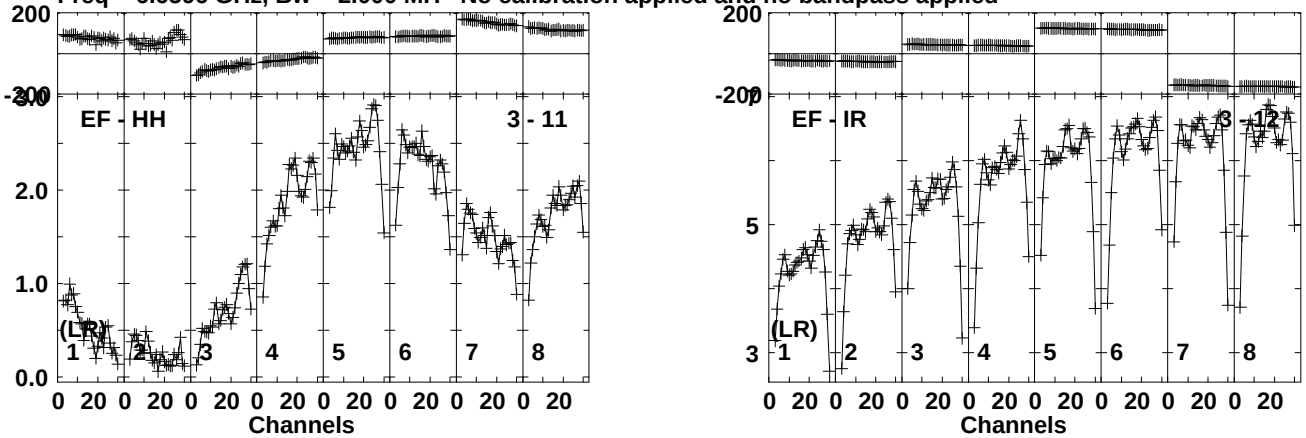

Lower frame: Milli Ampl Jy Top frame: Phas deg
Vector averaged cross-power spectrum Baseline: EF (03) - HH (11)
Timerange: 00/14:05:01 to 00/14:14:59

Plot file version 26 created 15-DEC-2016 17:49:13
J0927+3902 N16M2.UVDATA.1
Freq = 6.6596 GHz, Bw = 2.000 MH No calibration applied and no bandpass applied

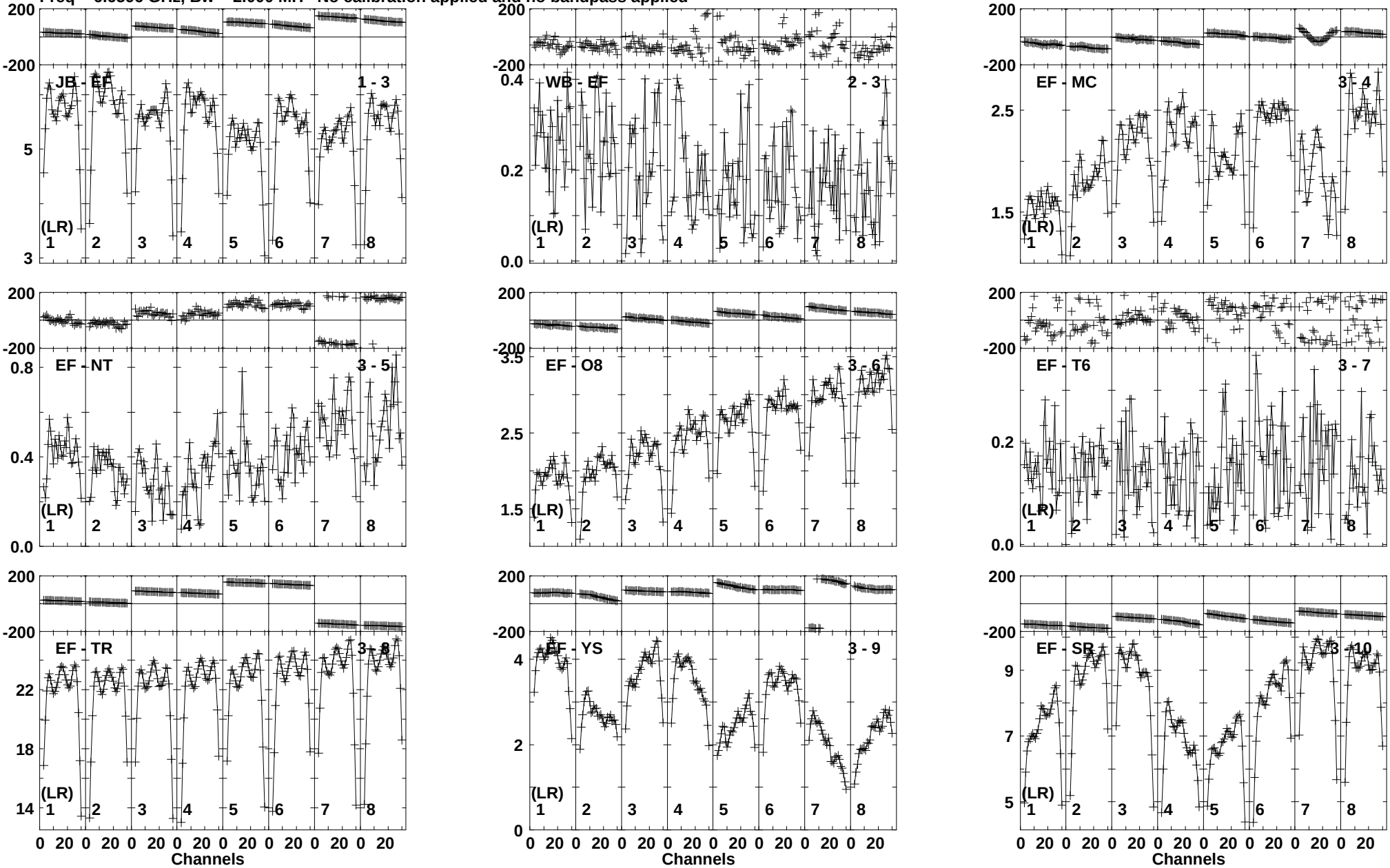

Lower frame: Milli Ampl Jy Top frame: Phas deg
Vector averaged cross-power spectrum Baseline: JB (01) - EF (03)
Timerange: 00/14:16:01 to 00/14:24:59

Plot file version 27 created 15-DEC-2016 17:49:14
J0927+3902 N16M2.UVDATA.1
Freq = 6.6596 GHz, Bw = 2.000 MH No calibration applied and no bandpass applied

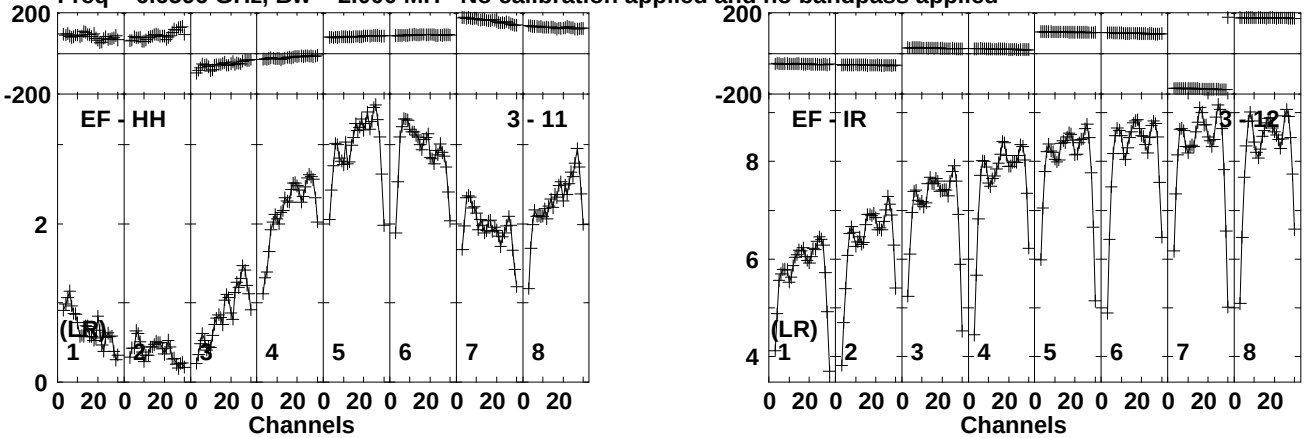

Lower frame: Milli Ampl Jy Top frame: Phas deg
Vector averaged cross-power spectrum Baseline: EF (03) - HH (11)
Timerange: 00/14:16:01 to 00/14:24:59

Plot file version 28 created 15-DEC-2016 17:49:14
J0927+3902 N16M2.UVDATA.1
Freq = 6.6596 GHz, Bw = 2.000 MH No calibration applied and no bandpass applied

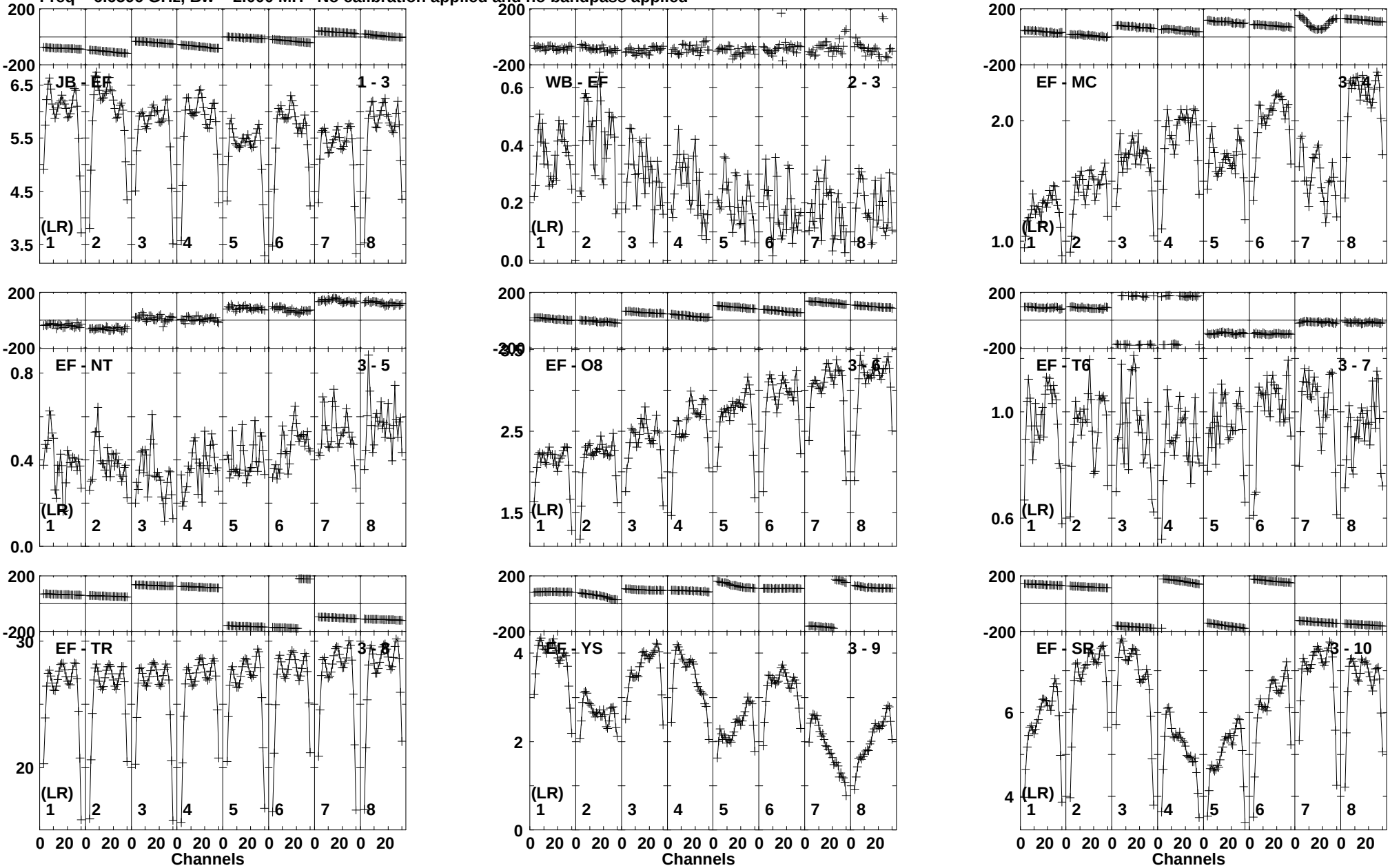

Lower frame: Milli Ampl Jy Top frame: Phas deg
Vector averaged cross-power spectrum Baseline: JB (01) - EF (03)
Timerange: 00/14:26:01 to 00/14:39:59

Plot file version 29 created 15-DEC-2016 17:49:15
J0927+3902 N16M2.UVDATA.1
Freq = 6.6596 GHz, Bw = 2.000 MH No calibration applied and no bandpass applied

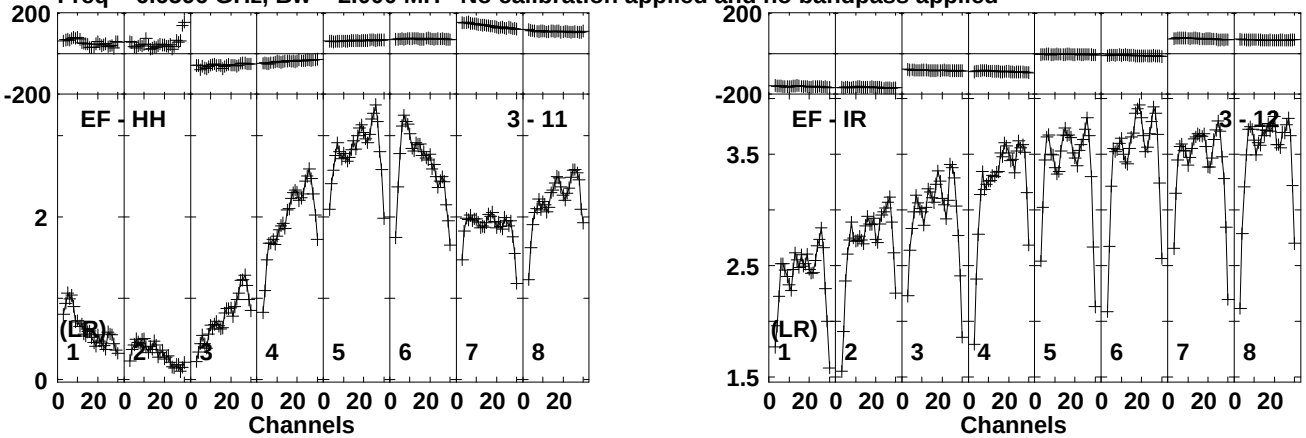

Lower frame: Milli Ampl Jy Top frame: Phas deg
Vector averaged cross-power spectrum Baseline: EF (03) - HH (11)
Timerange: 00/14:26:01 to 00/14:39:59

Plot file version 30 created 15-DEC-2016 17:49:15
J0927+3902 N16M2.UVDATA.1
Freq = 6.6596 GHz, Bw = 2.000 MH No calibration applied and no bandpass applied

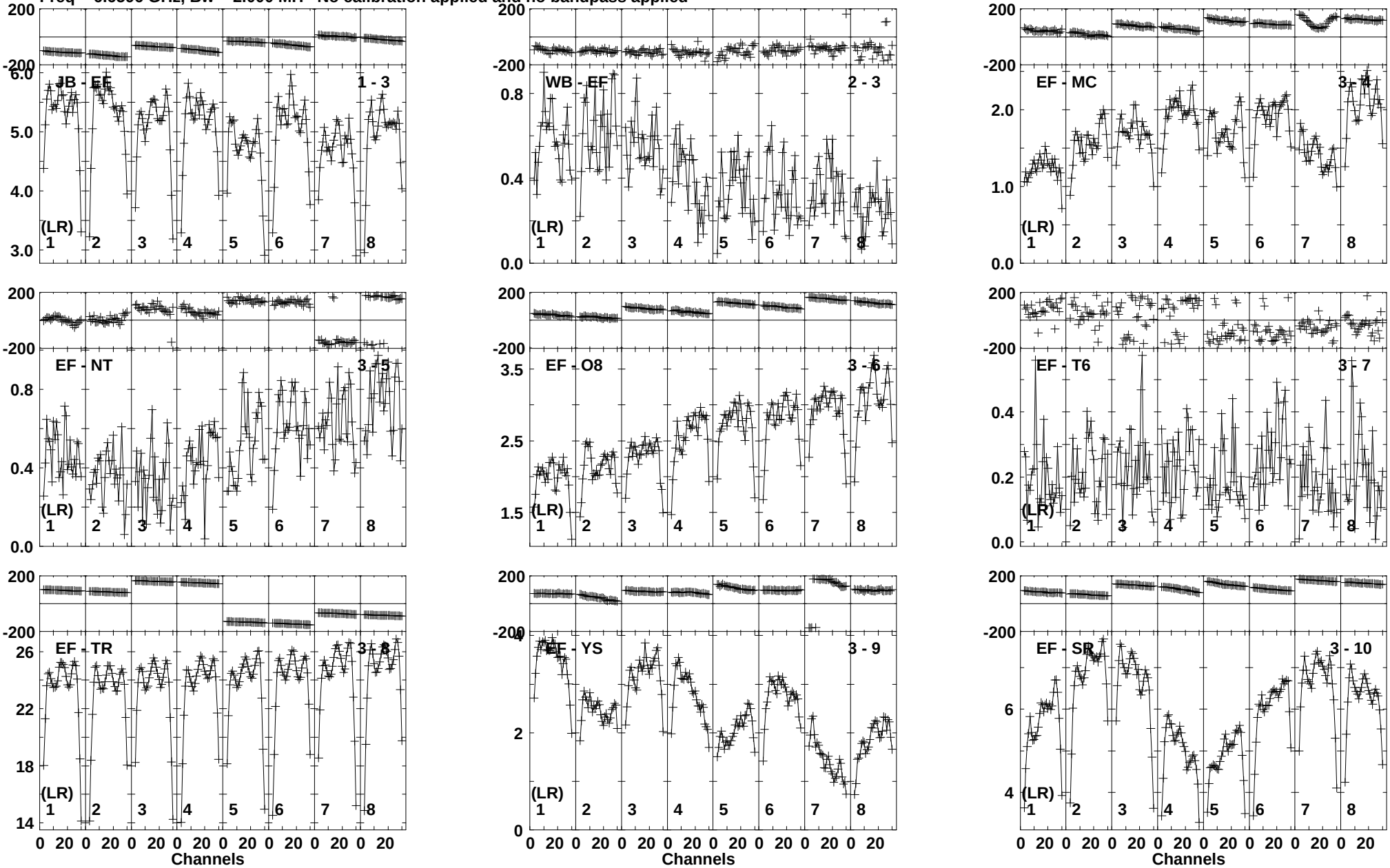

Lower frame: Milli Ampl Jy Top frame: Phas deg
Vector averaged cross-power spectrum Baseline: JB (01) - EF (03)
Timerange: 00/14:41:01 to 00/14:45:59

Plot file version 31 created 15-DEC-2016 17:49:15
J0927+3902 N16M2.UVDATA.1
Freq = 6.6596 GHz, Bw = 2.000 MH No calibration applied and no bandpass applied

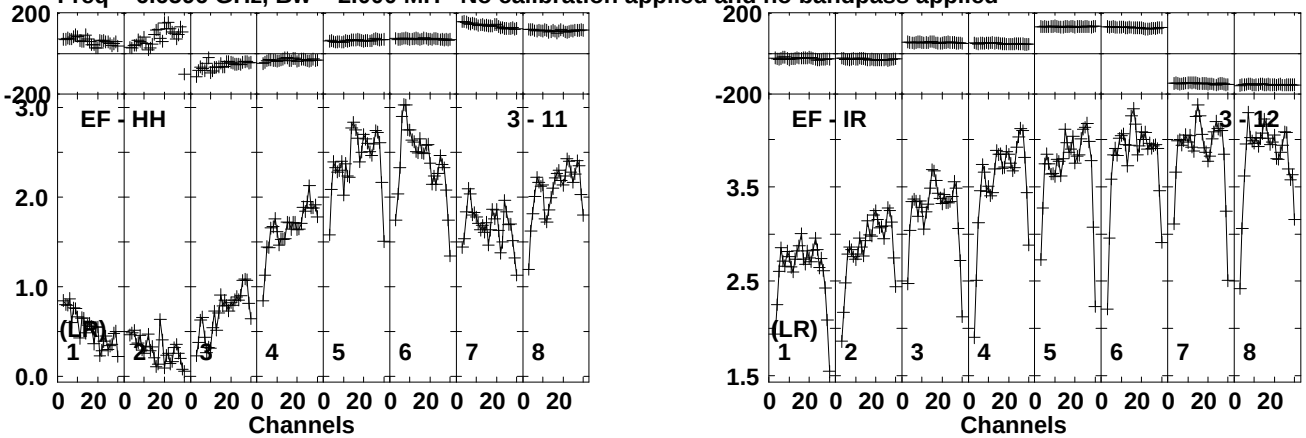

Lower frame: Milli Ampl Jy Top frame: Phas deg
Vector averaged cross-power spectrum Baseline: EF (03) - HH (11)
Timerange: 00/14:41:01 to 00/14:45:59

Plot file version 32 created 15-DEC-2016 17:49:15
J0927+3902 N16M2.UVDATA.1
Freq = 6.6596 GHz, Bw = 2.000 MH No calibration applied and no bandpass applied

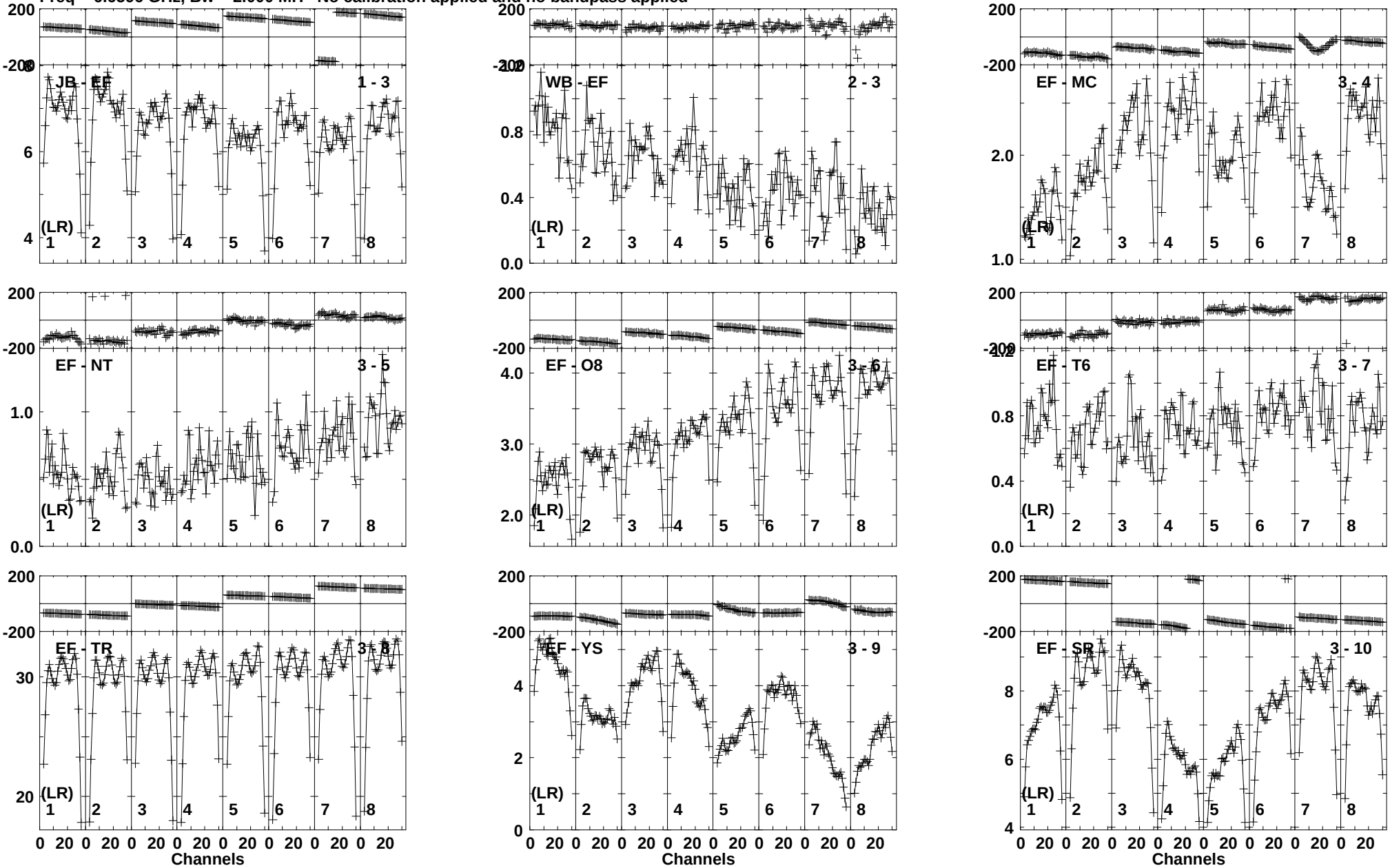

Lower frame: Milli Ampl Jy Top frame: Phas deg
Vector averaged cross-power spectrum Baseline: JB (01) - EF (03)
Timerange: 00/14:49:01 to 00/14:53:59

Plot file version 33 created 15-DEC-2016 17:49:16
J0927+3902 N16M2.UVDATA.1
Freq = 6.6596 GHz, Bw = 2.000 MH No calibration applied and no bandpass applied

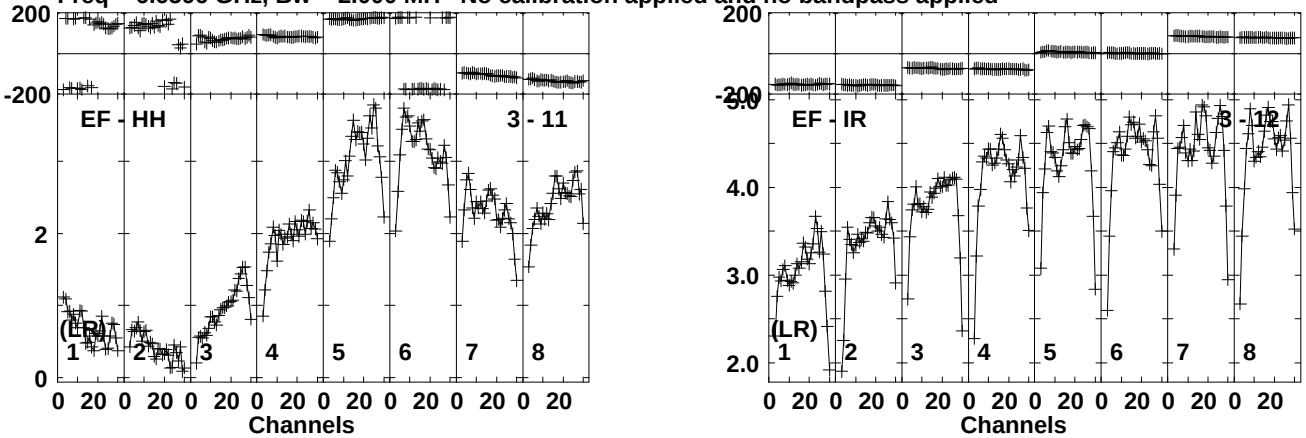

Lower frame: Milli Ampl Jy Top frame: Phas deg
Vector averaged cross-power spectrum Baseline: EF (03) - HH (11)
Timerange: 00/14:49:01 to 00/14:53:59

Plot file version 34 created 15-DEC-2016 17:49:16
J0927+3902 N16M2.UVDATA.1
Freq = 6.6596 GHz, Bw = 2.000 MH No calibration applied and no bandpass applied

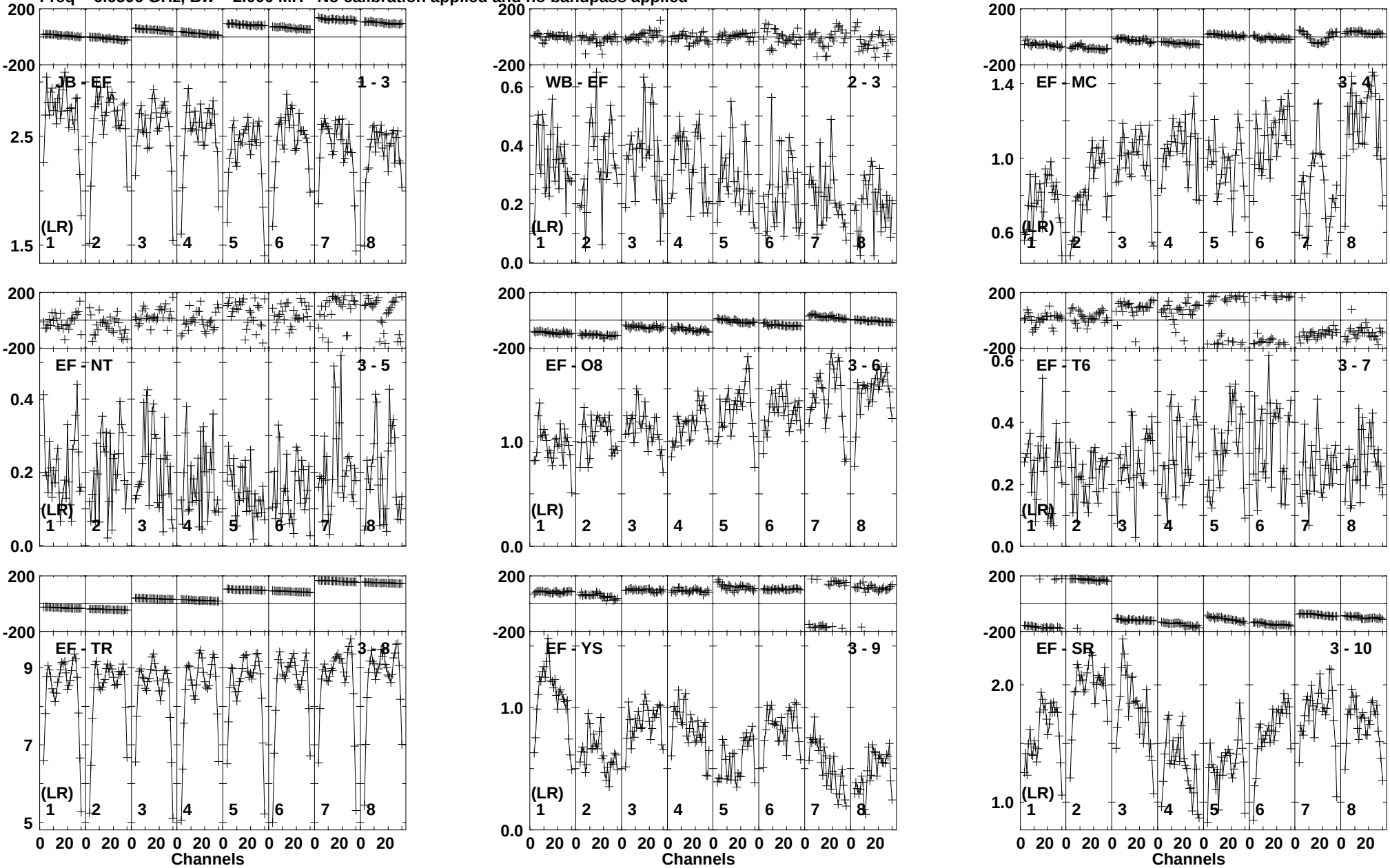

Lower frame: Milli Ampl Jy Top frame: Phas deg
Vector averaged cross-power spectrum Baseline: JB (01) - EF (03)
Timerange: 00/14:55:01 to 00/14:59:59

Plot file version 35 created 15-DEC-2016 17:49:16
J0927+3902 N16M2.UVDATA.1
Freq = 6.6596 GHz, Bw = 2.000 MH No calibration applied and no bandpass applied

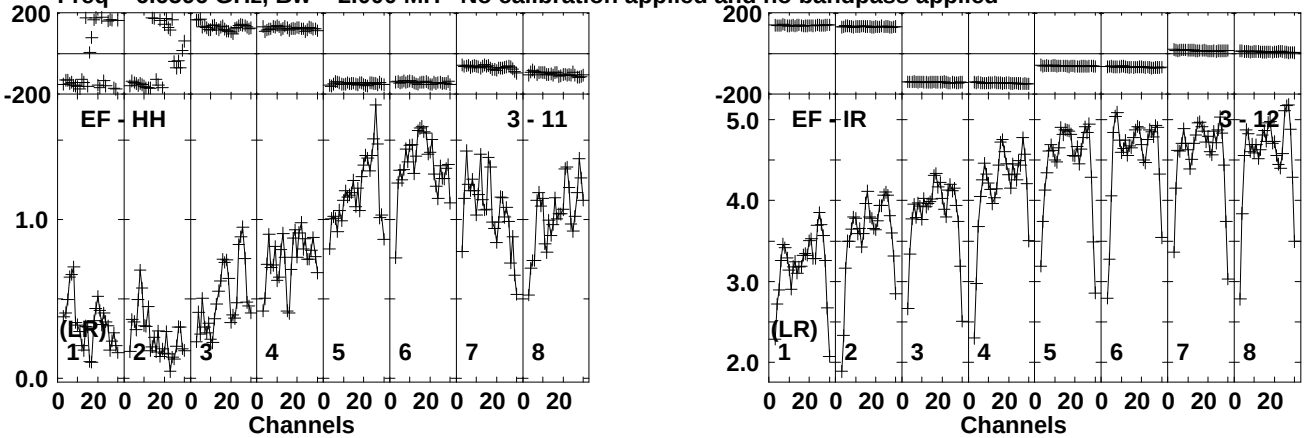

Lower frame: Milli Ampl Jy Top frame: Phas deg
Vector averaged cross-power spectrum Baseline: EF (03) - HH (11)
Timerange: 00/14:55:01 to 00/14:59:59