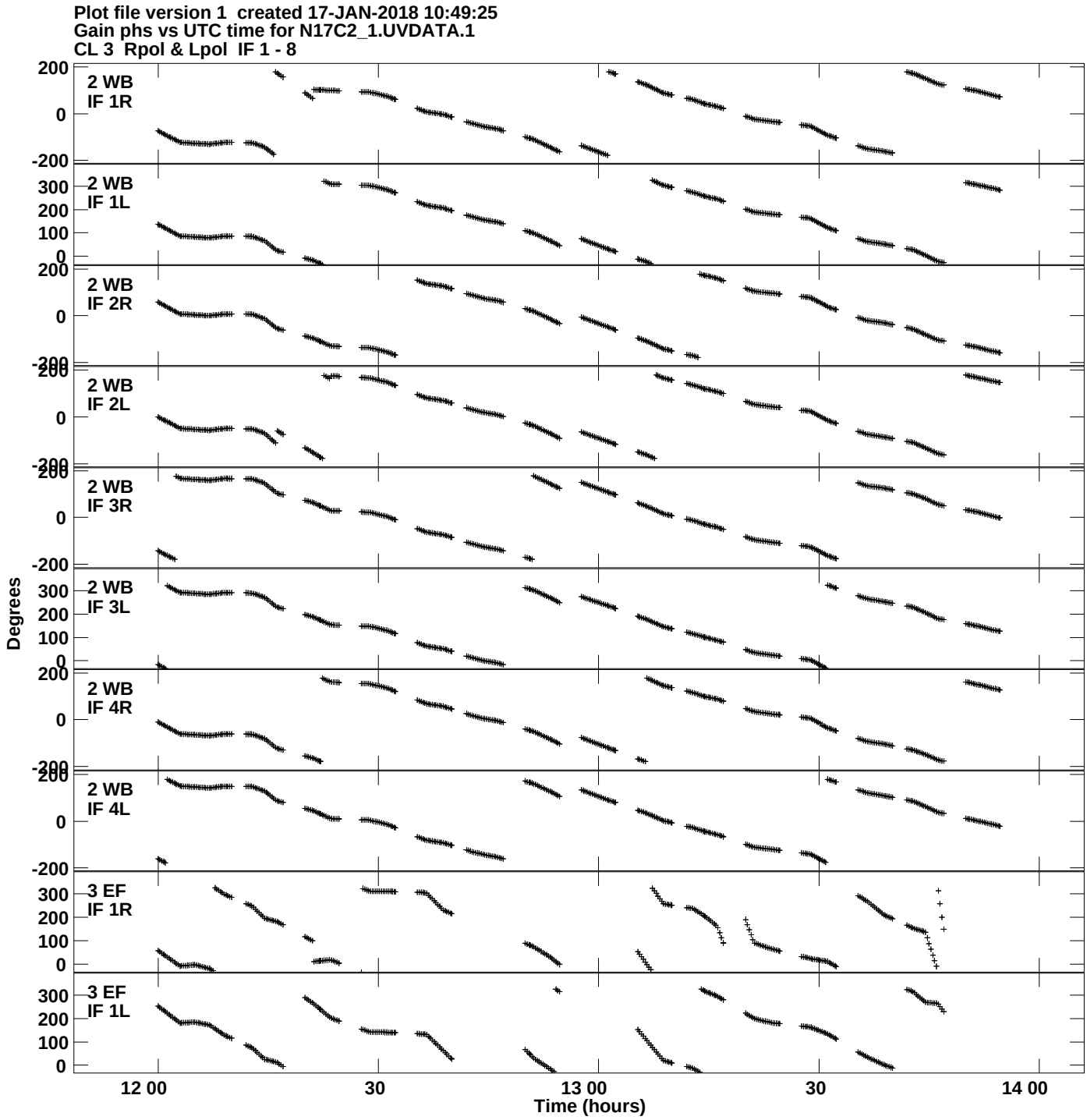
Plot file version 1 created 17-JAN-2018 10:49:25
Gain phs vs UTC time for N17C2_1.UVDATA.1
CL 3 Rpol & Lpol IF 1 - 8
2 WB IF 1R
2 WB IF 1L
2 WB IF 2R
2 WB IF 2L
2 WB IF 3R
2 WB IF 3L
2 WB IF 4R
2 WB IF 4L
3 EF IF 1R
3 EF IF 1L
Degrees
Time (hours)
12 00
30
13 00
30
14 00

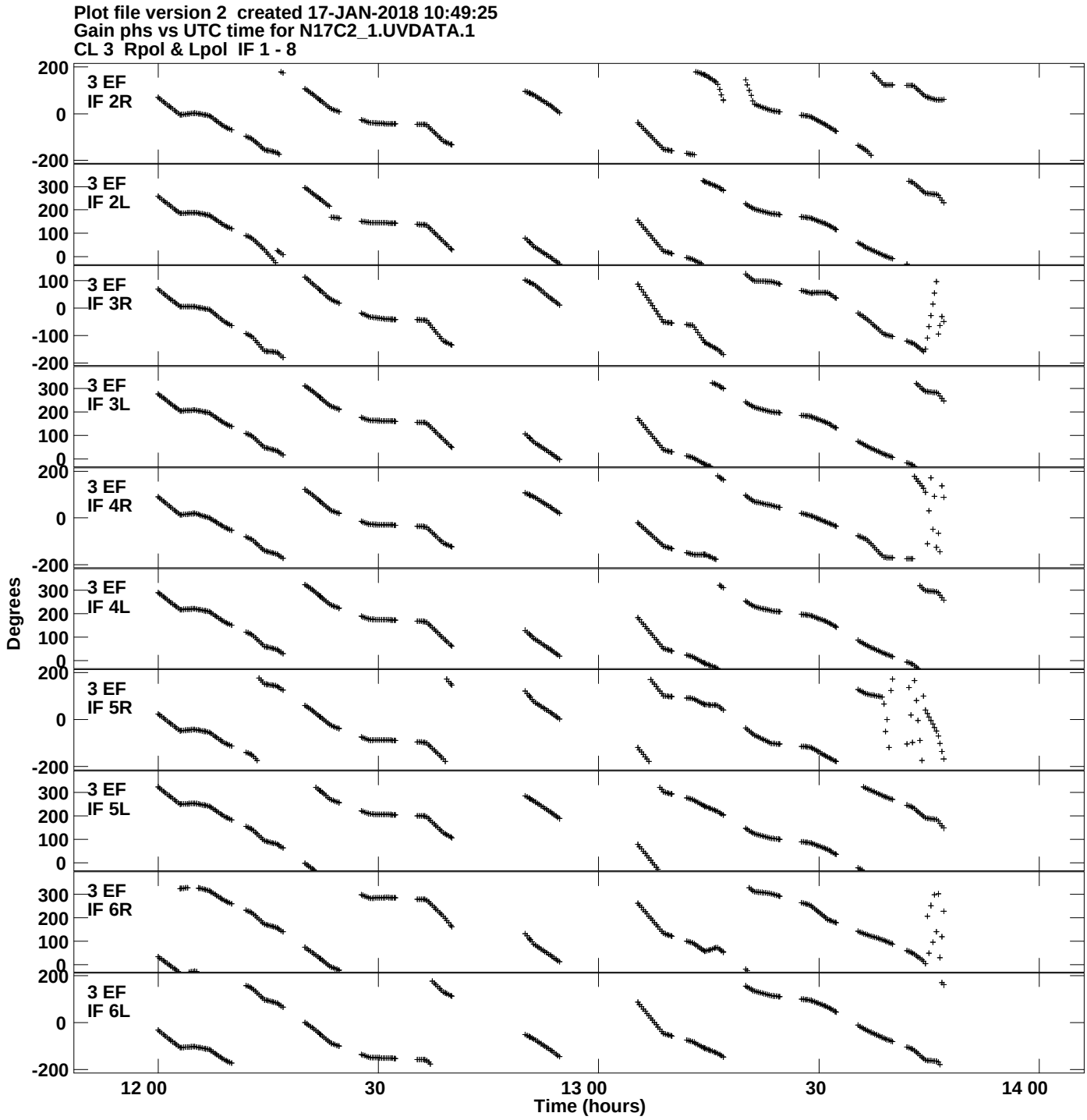
Plot file version 2 created 17-JAN-2018 10:49:25
Gain phs vs UTC time for N17C2_1.UVDATA.1
CL 3 Rpol & Lpol IF 1 - 8
3 EF
IF 2R
3 EF
IF 2L
3 EF
IF 3R
3 EF
IF 3L
3 EF
IF 4R
3 EF
IF 4L
3 EF
IF 5R
3 EF
IF 5L
3 EF
IF 6R
3 EF
IF 6L
Degrees
12 00
30
13 00
30
14 00
Time (hours)

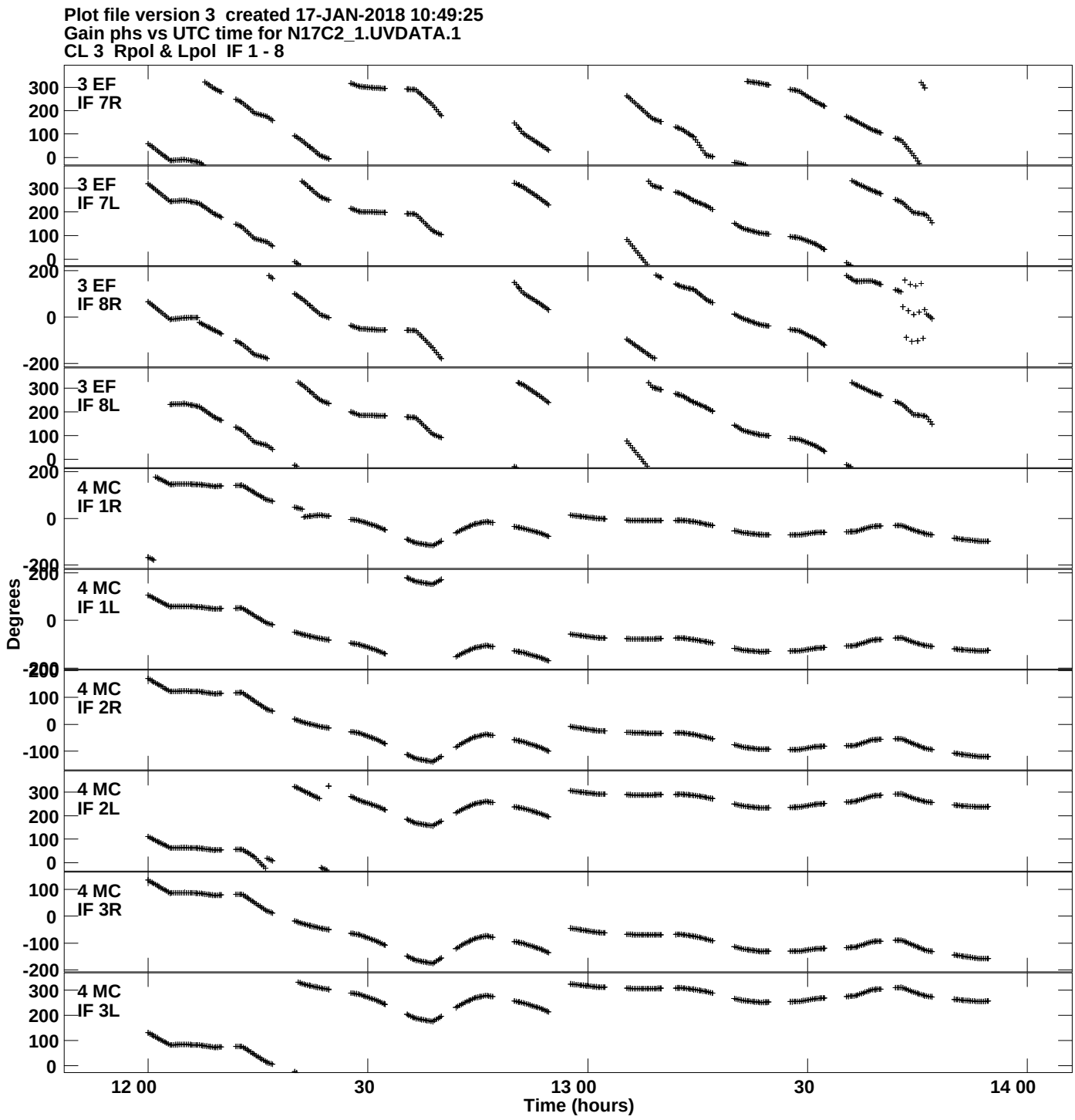
Plot file version 3 created 17-JAN-2018 10:49:25
Gain phs vs UTC time for N17C2_1.UVDATA.1
CL 3 Rpol & Lpol IF 1 - 8
3 EF IF 7R
3 EF IF 7L
3 EF IF 8R
3 EF IF 8L
4 MC IF 1R
4 MC IF 1L
4 MC IF 2R
4 MC IF 2L
4 MC IF 3R
4 MC IF 3L
Degrees
12 00
30
13 00
30
14 00
Time (hours)

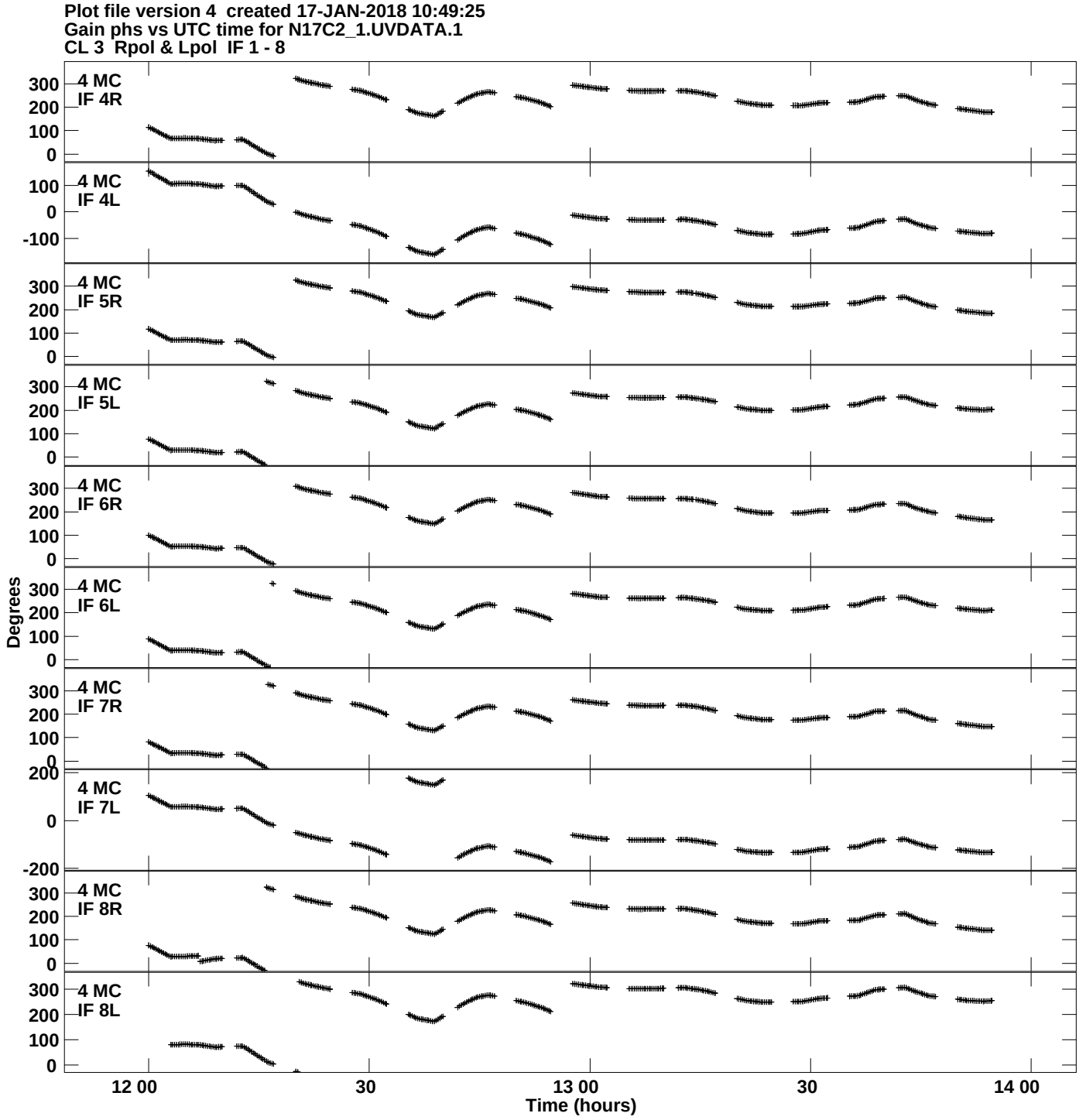
Plot file version 4 created 17-JAN-2018 10:49:25
Gain phs vs UTC time for N17C2_1.UVDATA.1
CL 3 Rpol & Lpol IF 1 - 8
4 MC
IF 4R
4 MC
IF 4L
4 MC
IF 5R
4 MC
IF 5L
4 MC
IF 6R
4 MC
IF 6L
4 MC
IF 7R
4 MC
IF 7L
4 MC
IF 8R
4 MC
IF 8L
Degrees
Time (hours)
12 00
30
13 00
30
14 00

Plot file version 5 created 17-JAN-2018 10:49:25
Gain phs vs UTC time for N17C2_1.UVDATA.1
CL 3 Rpol & Lpol IF 1 - 8

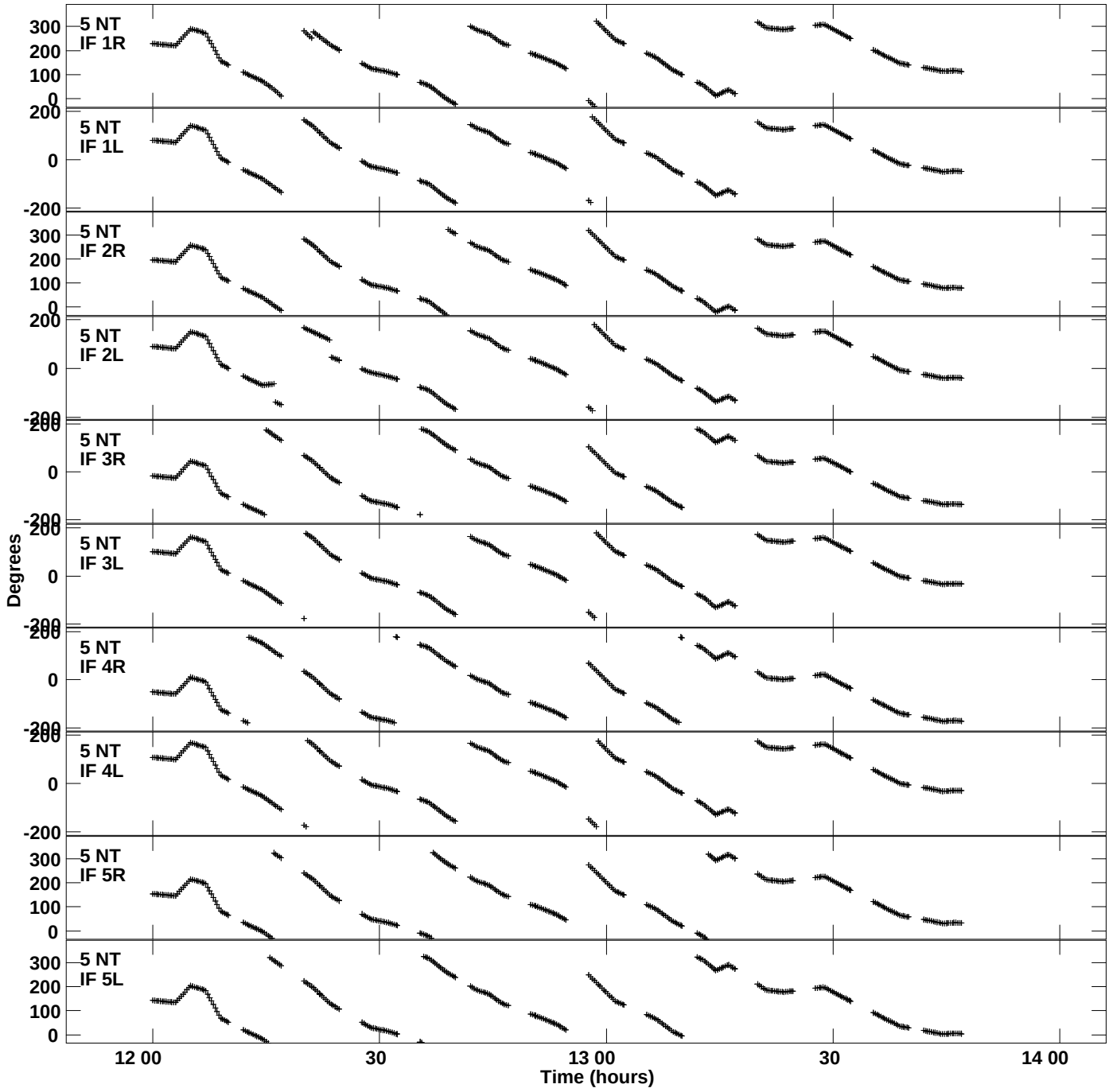

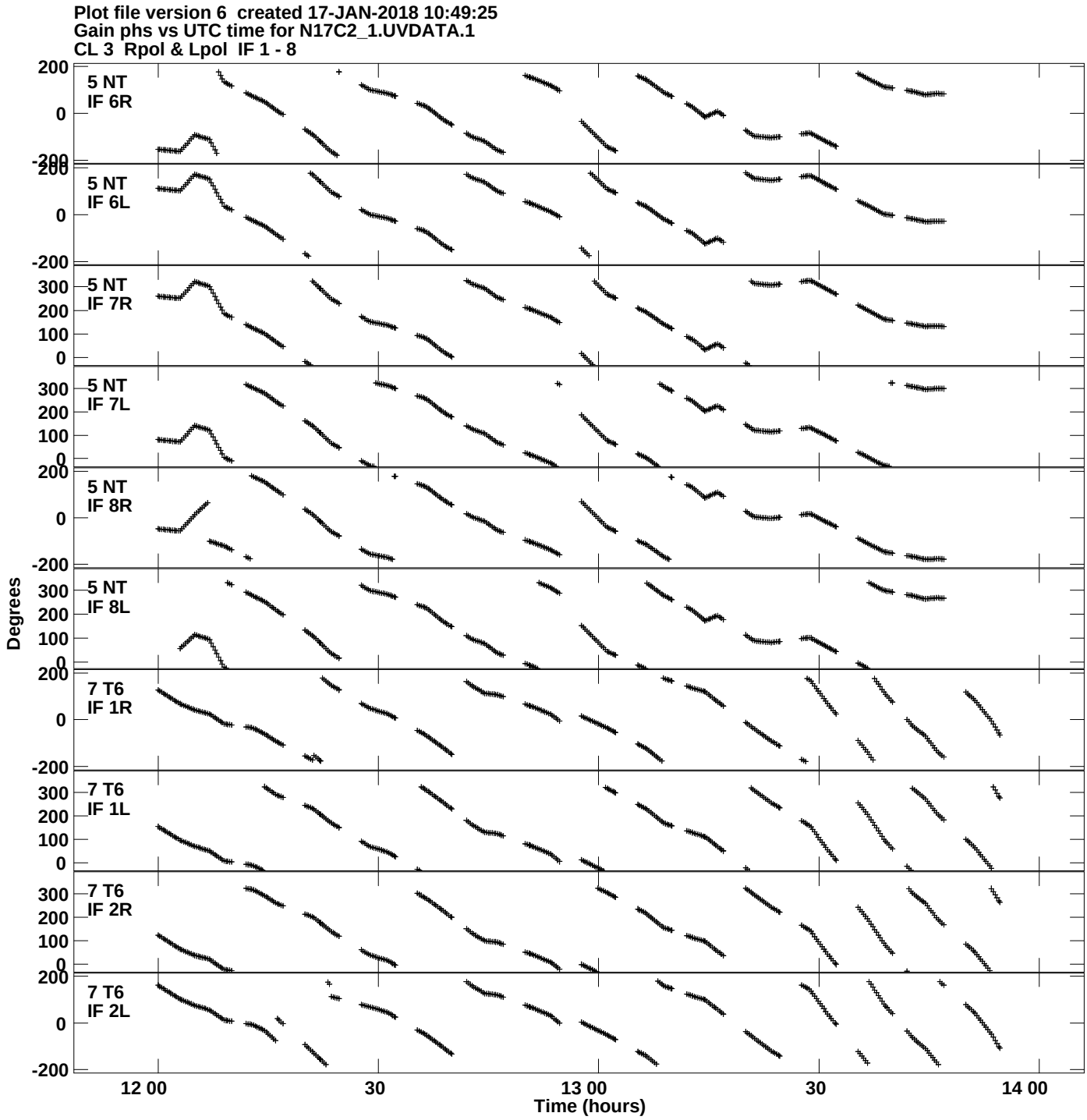
Plot file version 6 created 17-JAN-2018 10:49:25
Gain phs vs UTC time for N17C2_1.UVDATA.1
CL 3 Rpol & Lpol IF 1 - 8
5 NT
IF 6R
5 NT
IF 6L
5 NT
IF 7R
5 NT
IF 7L
5 NT
IF 8R
5 NT
IF 8L
7 T6
IF 1R
7 T6
IF 1L
7 T6
IF 2R
7 T6
IF 2L
Degrees
200
0
-200
300
100
12 00
30
13 00
30
14 00
Time (hours)

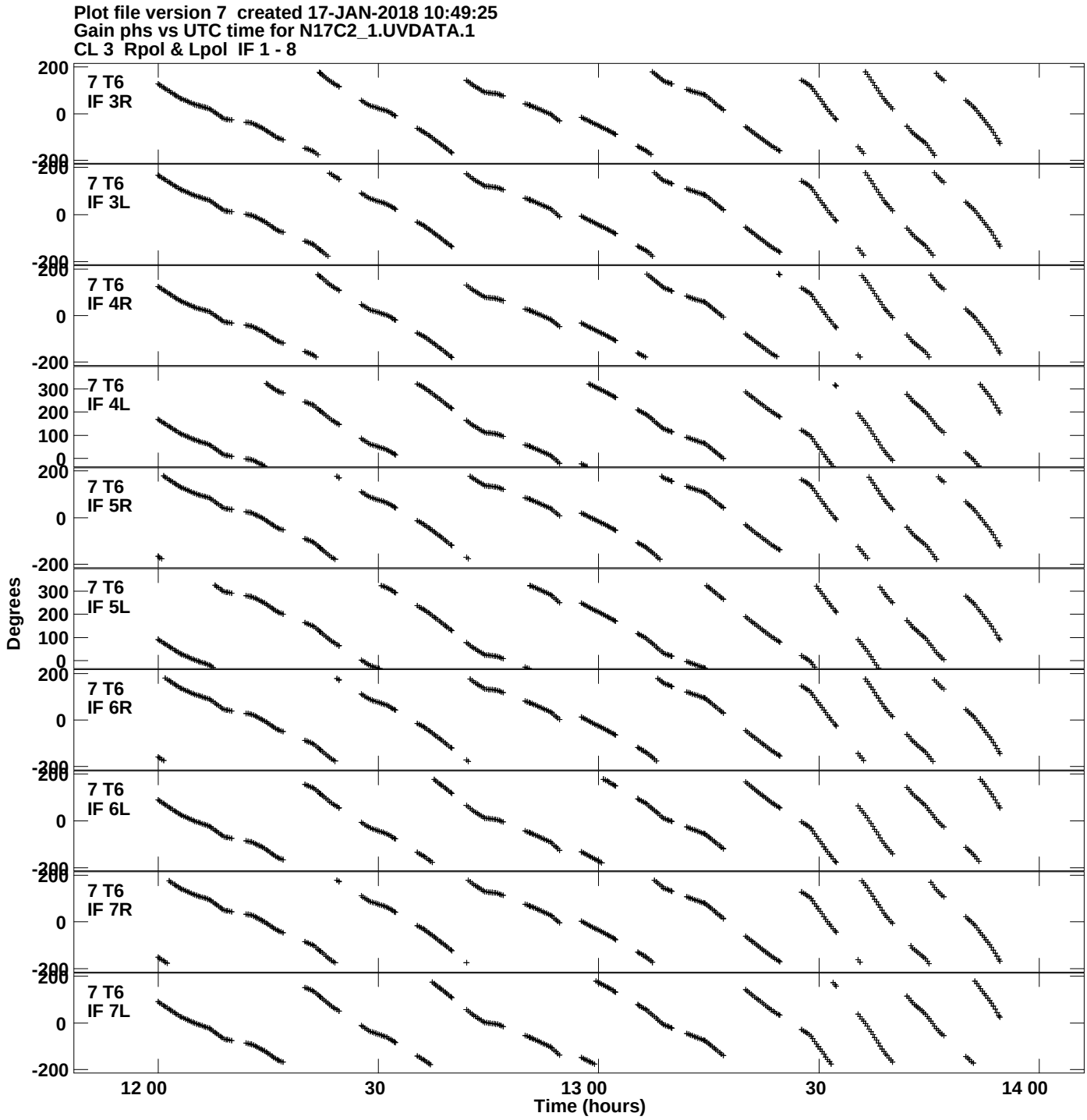
Plot file version 7 created 17-JAN-2018 10:49:25
Gain phs vs UTC time for N17C2_1.UVDATA.1
CL 3 Rpol & Lpol IF 1 - 8
7 T6
IF 3R
7 T6
IF 3L
7 T6
IF 4R
7 T6
IF 4L
7 T6
IF 5R
7 T6
IF 5L
7 T6
IF 6R
7 T6
IF 6L
7 T6
IF 7R
7 T6
IF 7L
Degrees
200
0
-200
300
100
12 00
30
13 00
30
14 00
Time (hours)

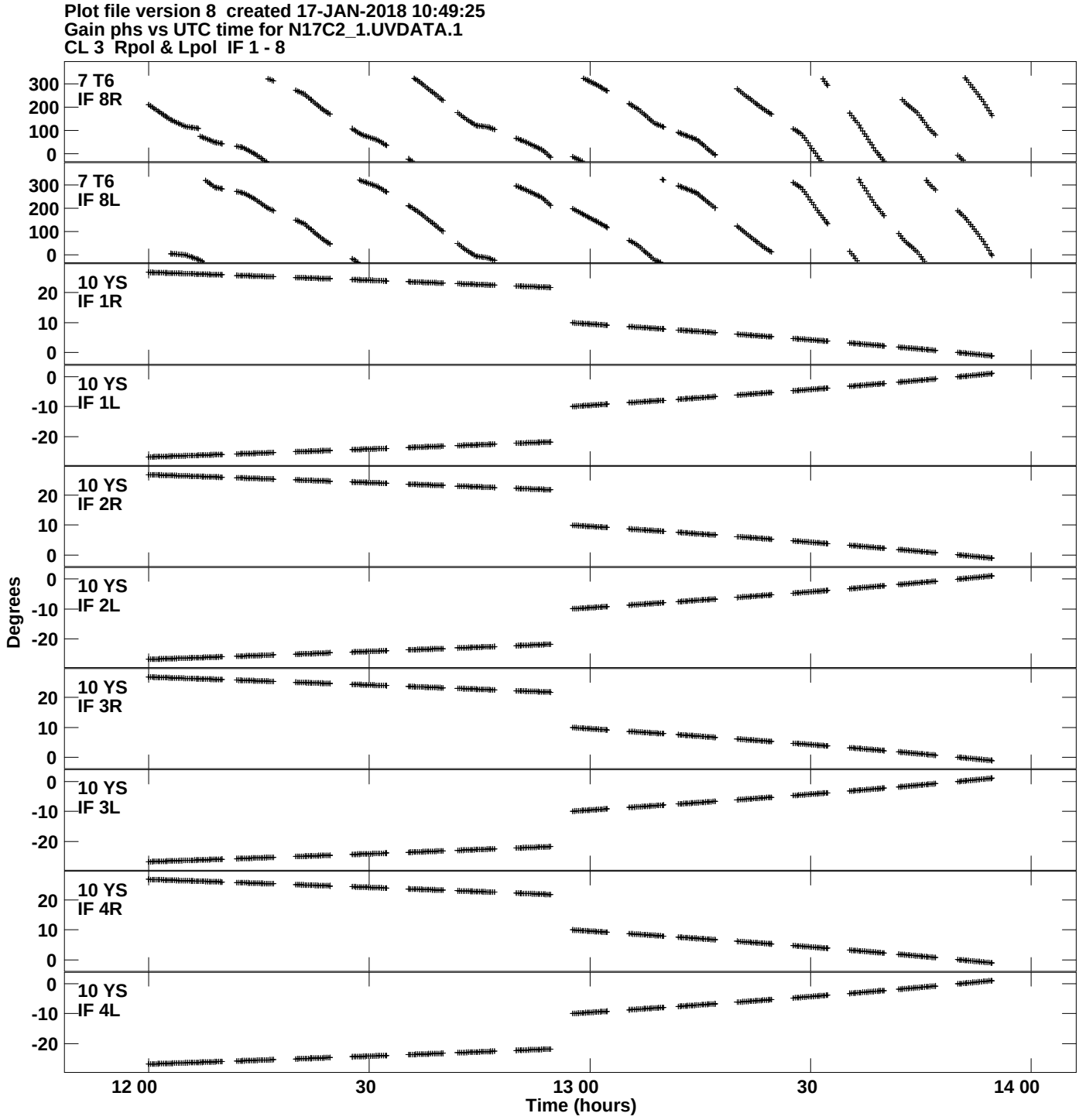
Plot file version 8 created 17-JAN-2018 10:49:25
Gain phs vs UTC time for N17C2_1.UVDATA.1
CL 3 Rpol & Lpol IF 1 - 8
7 T6
IF 8R
7 T6
IF 8L
10 YS
IF 1R
10 YS
IF 1L
10 YS
IF 2R
10 YS
IF 2L
10 YS
IF 3R
10 YS
IF 3L
10 YS
IF 4R
10 YS
IF 4L
Degrees
12 00
30
13 00
30
14 00
Time (hours)

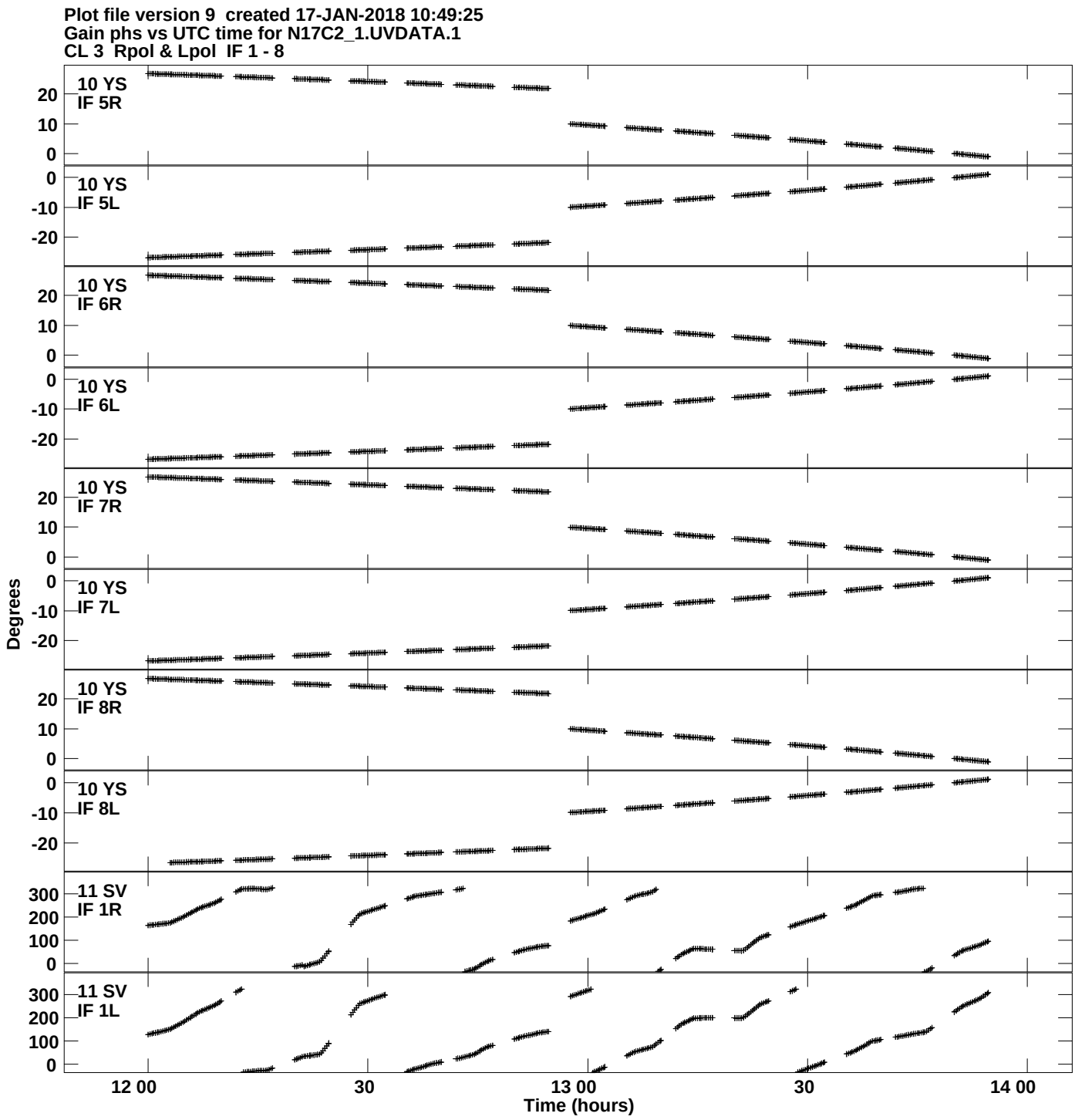
Plot file version 9 created 17-JAN-2018 10:49:25
Gain phs vs UTC time for N17C2_1.UVDATA.1
CL 3 Rpol & Lpol IF 1 - 8
10 YS
IF 5R
10 YS
IF 5L
10 YS
IF 6R
10 YS
IF 6L
10 YS
IF 7R
10 YS
IF 7L
10 YS
IF 8R
10 YS
IF 8L
11 SV
IF 1R
11 SV
IF 1L
Degrees
12 00
30
13 00
30
14 00
Time (hours)

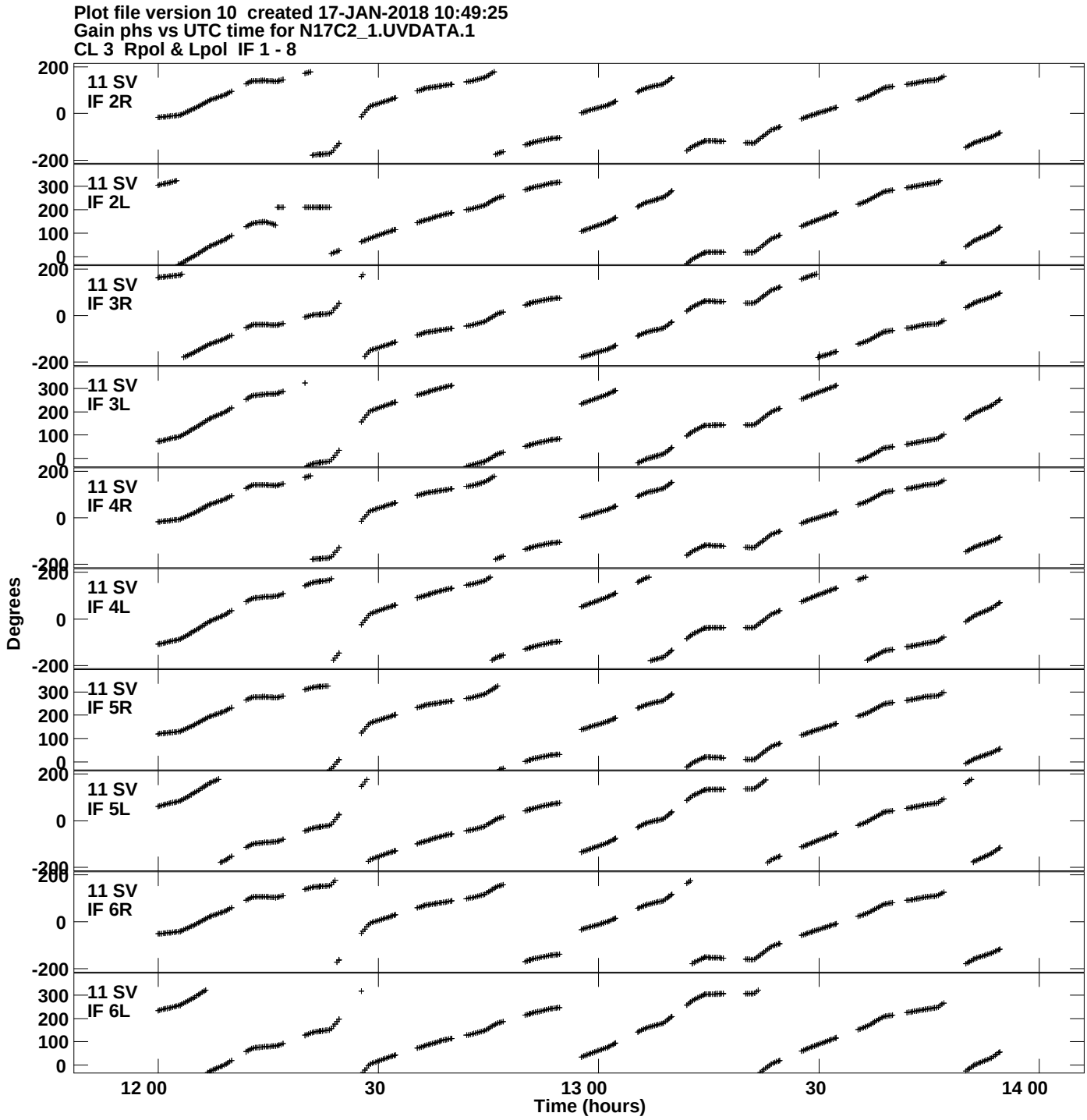
Plot file version 10 created 17-JAN-2018 10:49:25
Gain phs vs UTC time for N17C2_1.UVDATA.1
CL 3 Rpol & Lpol IF 1 - 8
11 SV
IF 2R
11 SV
IF 2L
11 SV
IF 3R
11 SV
IF 3L
11 SV
IF 4R
11 SV
IF 4L
11 SV
IF 5R
11 SV
IF 5L
11 SV
IF 6R
11 SV
IF 6L
Degrees
Time (hours)
12 00
30
13 00
30
14 00

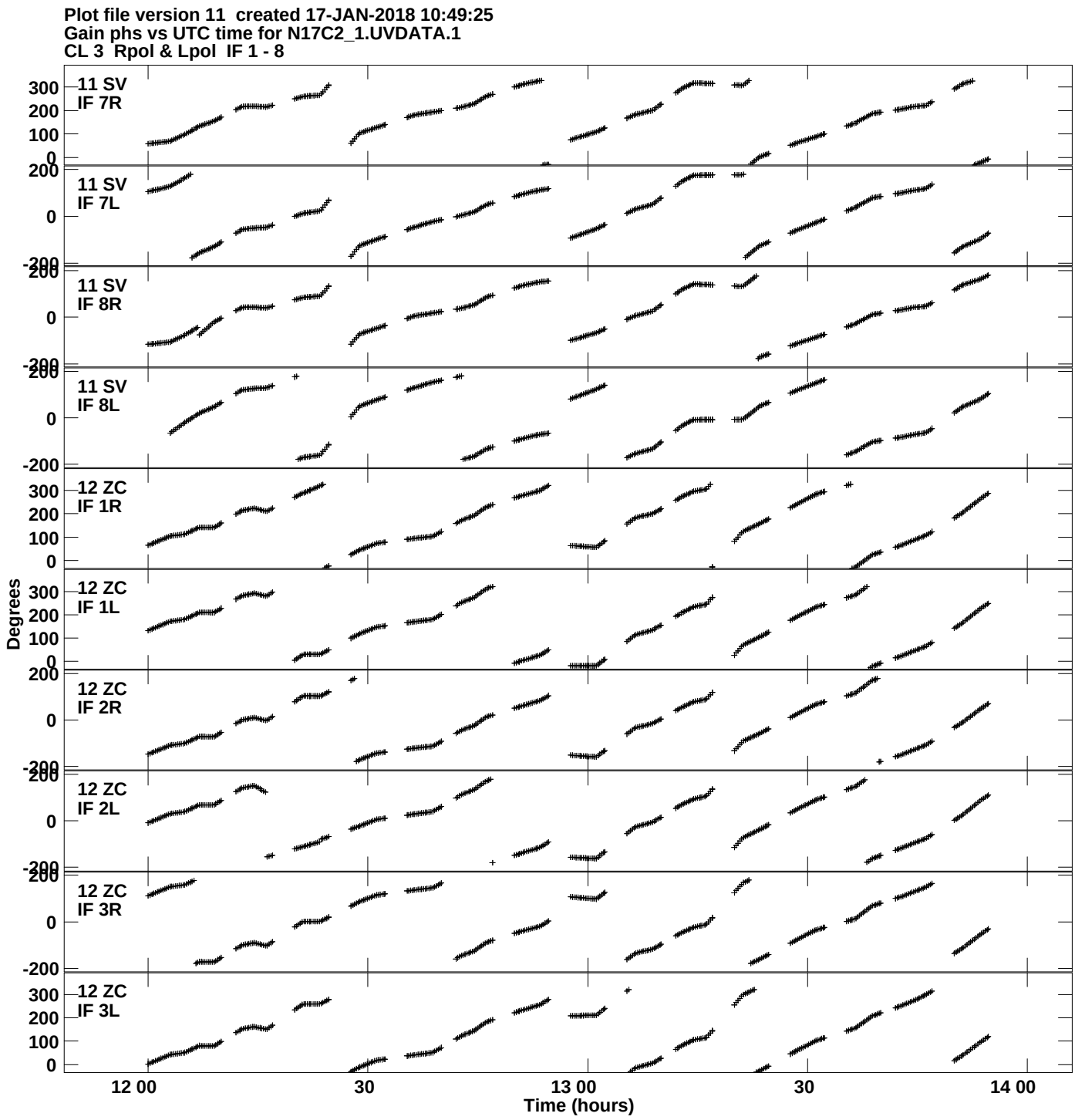
Plot file version 11 created 17-JAN-2018 10:49:25
Gain phs vs UTC time for N17C2_1.UVDATA.1
CL 3 Rpol & Lpol IF 1 - 8
11 SV
IF 7R
11 SV
IF 7L
11 SV
IF 8R
11 SV
IF 8L
12 ZC
IF 1R
12 ZC
IF 1L
12 ZC
IF 2R
12 ZC
IF 2L
12 ZC
IF 3R
12 ZC
IF 3L
Degrees
300
200
100
0
-200
12 00
30
13 00
30
14 00
Time (hours)

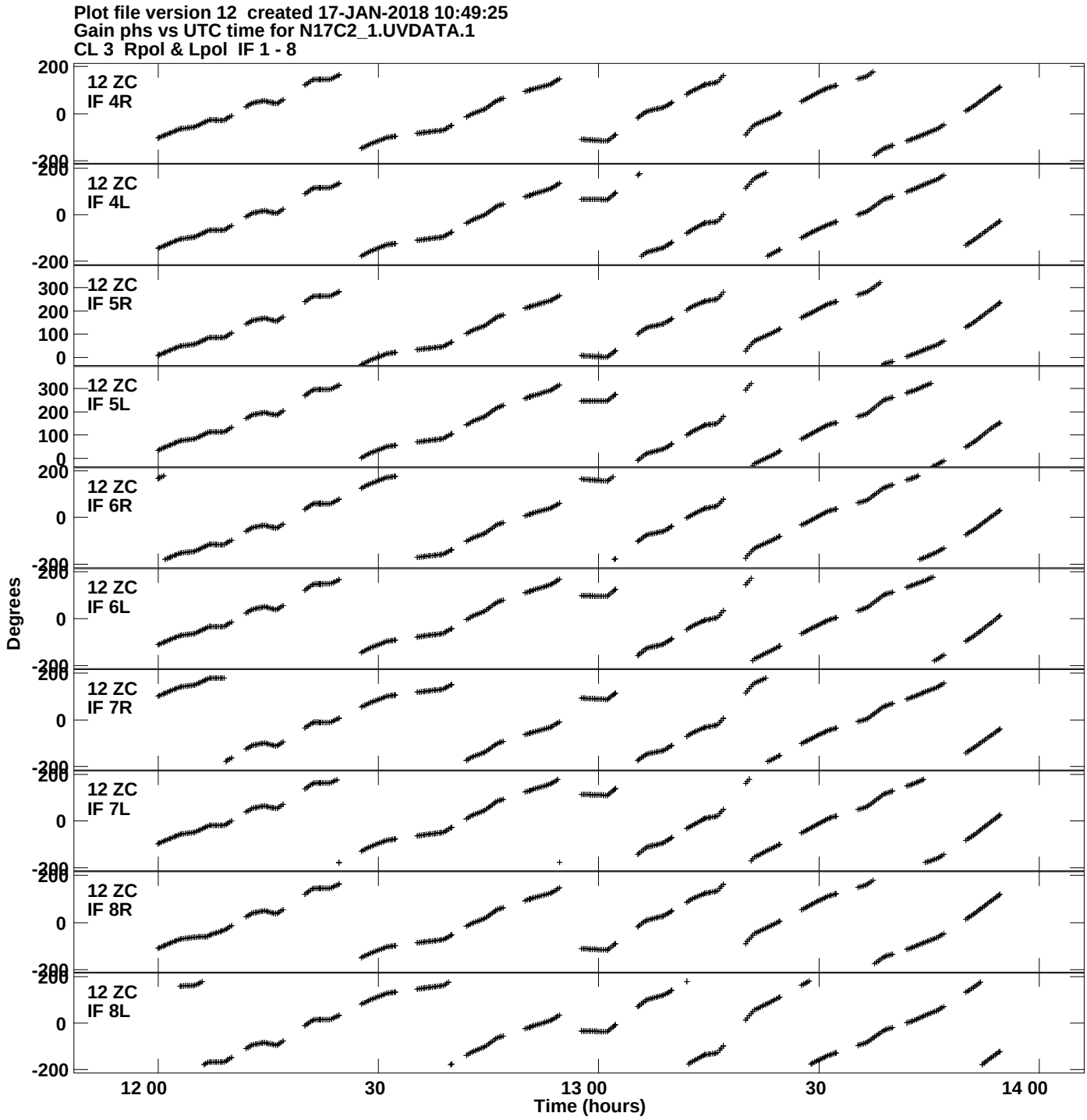
Plot file version 12 created 17-JAN-2018 10:49:25
Gain phs vs UTC time for N17C2_1.UVDATA.1
CL 3 Rpol & Lpol IF 1 - 8
12 ZC
IF 4R
12 ZC
IF 4L
12 ZC
IF 5R
12 ZC
IF 5L
12 ZC
IF 6R
12 ZC
IF 6L
12 ZC
IF 7R
12 ZC
IF 7L
12 ZC
IF 8R
12 ZC
IF 8L
Degrees
Time (hours)
12 00
30
13 00
30
14 00


Plot file version 13 created 17-JAN-2018 10:49:25
Gain phs vs UTC time for N17C2_1.UVDATA.1
CL 3 Rpol & Lpol IF 1 - 8
13 BD
IF 1R
13 BD
IF 1L
13 BD
IF 2R
13 BD
IF 2L
13 BD
IF 3R
13 BD
IF 3L
13 BD
IF 4R
13 BD
IF 4L
13 BD
IF 5R
13 BD
IF 5L
Degrees
300
200
100
0
-200
12 00
30
13 00
30
14 00
Time (hours)

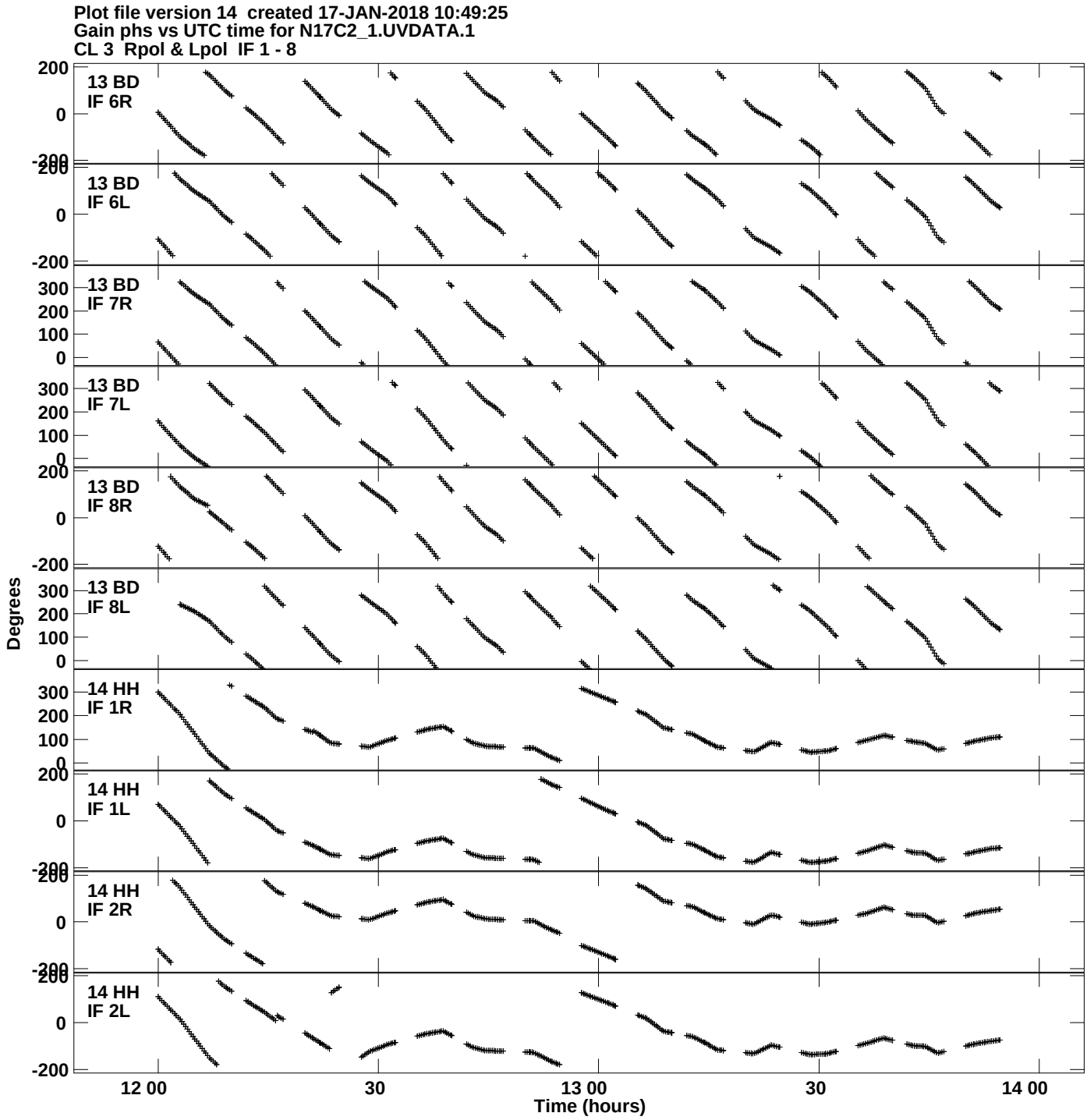
Plot file version 14 created 17-JAN-2018 10:49:25
Gain phs vs UTC time for N17C2_1.UVDATA.1
CL 3 Rpol & Lpol IF 1 - 8
13 BD
IF 6R
13 BD
IF 6L
13 BD
IF 7R
13 BD
IF 7L
13 BD
IF 8R
13 BD
IF 8L
14 HH
IF 1R
14 HH
IF 1L
14 HH
IF 2R
14 HH
IF 2L
Degrees
200
0
-200
300
100
12 00
30
13 00
14 00
Time (hours)

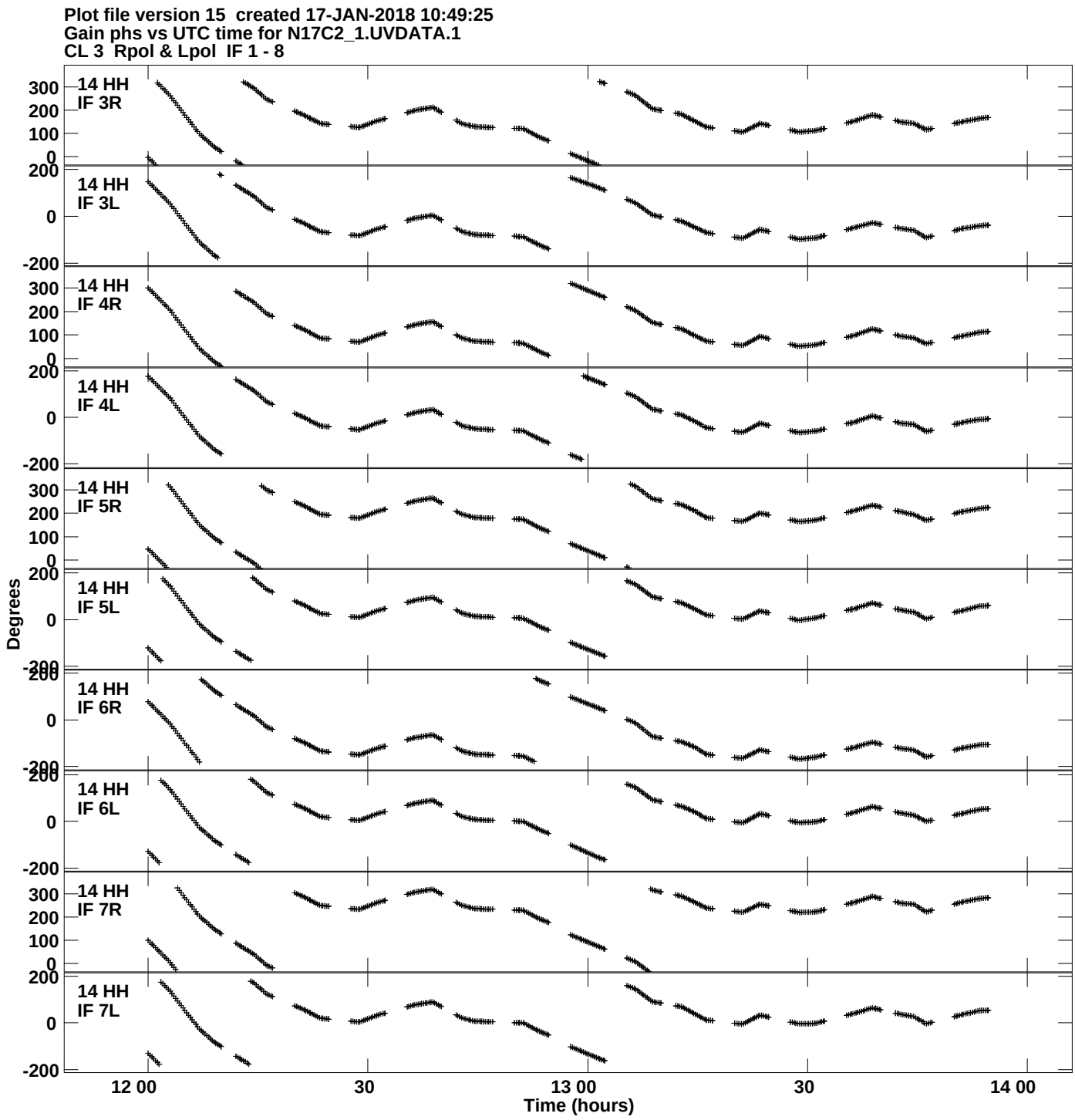
Plot file version 15 created 17-JAN-2018 10:49:25
Gain phs vs UTC time for N17C2_1.UVDATA.1
CL 3 Rpol & Lpol IF 1 - 8
14 HH
IF 3R
14 HH
IF 3L
14 HH
IF 4R
14 HH
IF 4L
14 HH
IF 5R
14 HH
IF 5L
14 HH
IF 6R
14 HH
IF 6L
14 HH
IF 7R
14 HH
IF 7L
Degrees
300
200
100
0
-200
12 00
30
13 00
30
14 00
Time (hours)

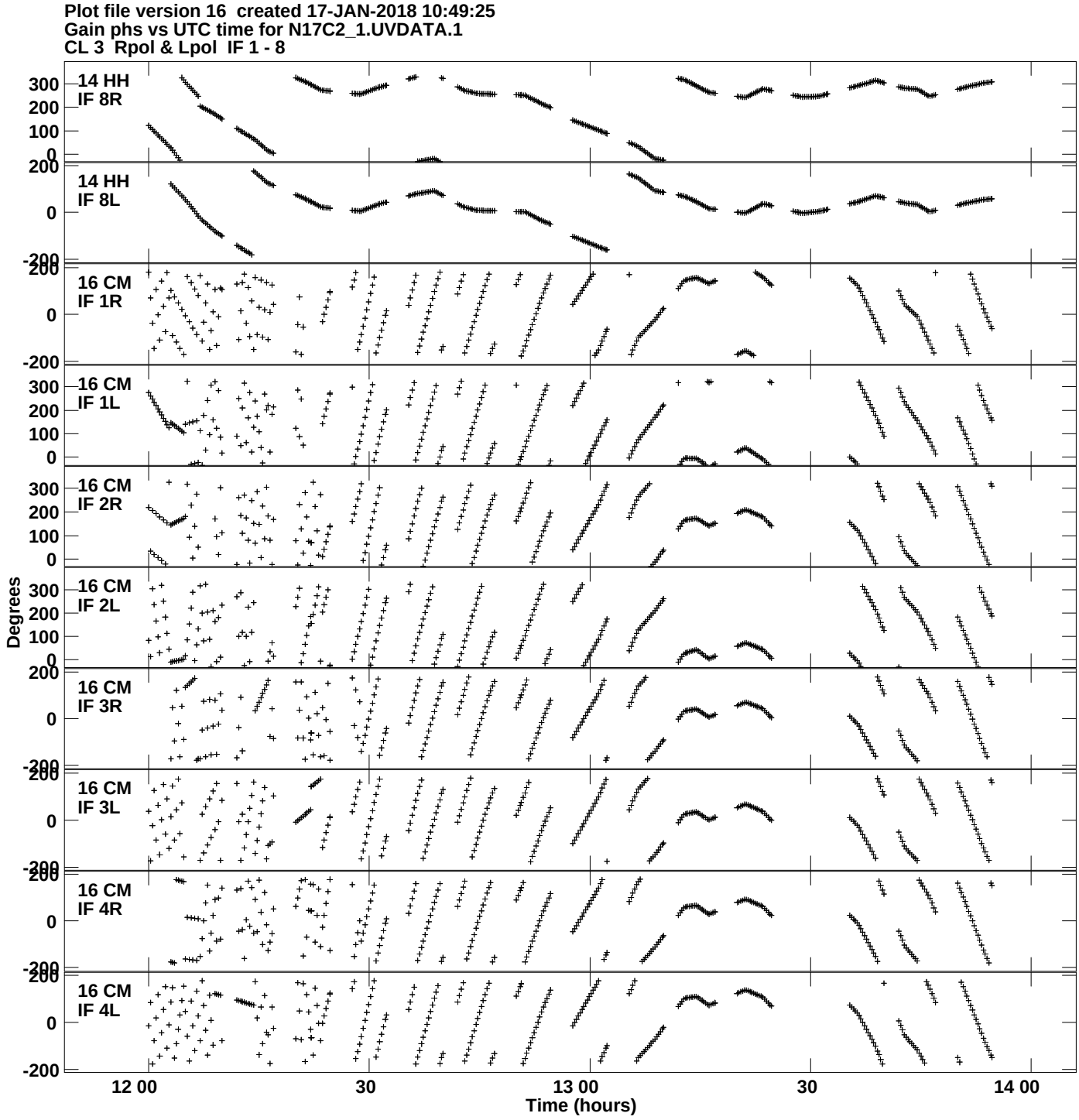
Plot file version 16 created 17-JAN-2018 10:49:25
Gain phs vs UTC time for N17C2_1.UVDATA.1
CL 3 Rpol & Lpol IF 1 - 8
14 HH
IF 8R
14 HH
IF 8L
16 CM
IF 1R
16 CM
IF 1L
16 CM
IF 2R
16 CM
IF 2L
16 CM
IF 3R
16 CM
IF 3L
16 CM
IF 4R
16 CM
IF 4L
Degrees
12 00
30
13 00
30
14 00
Time (hours)

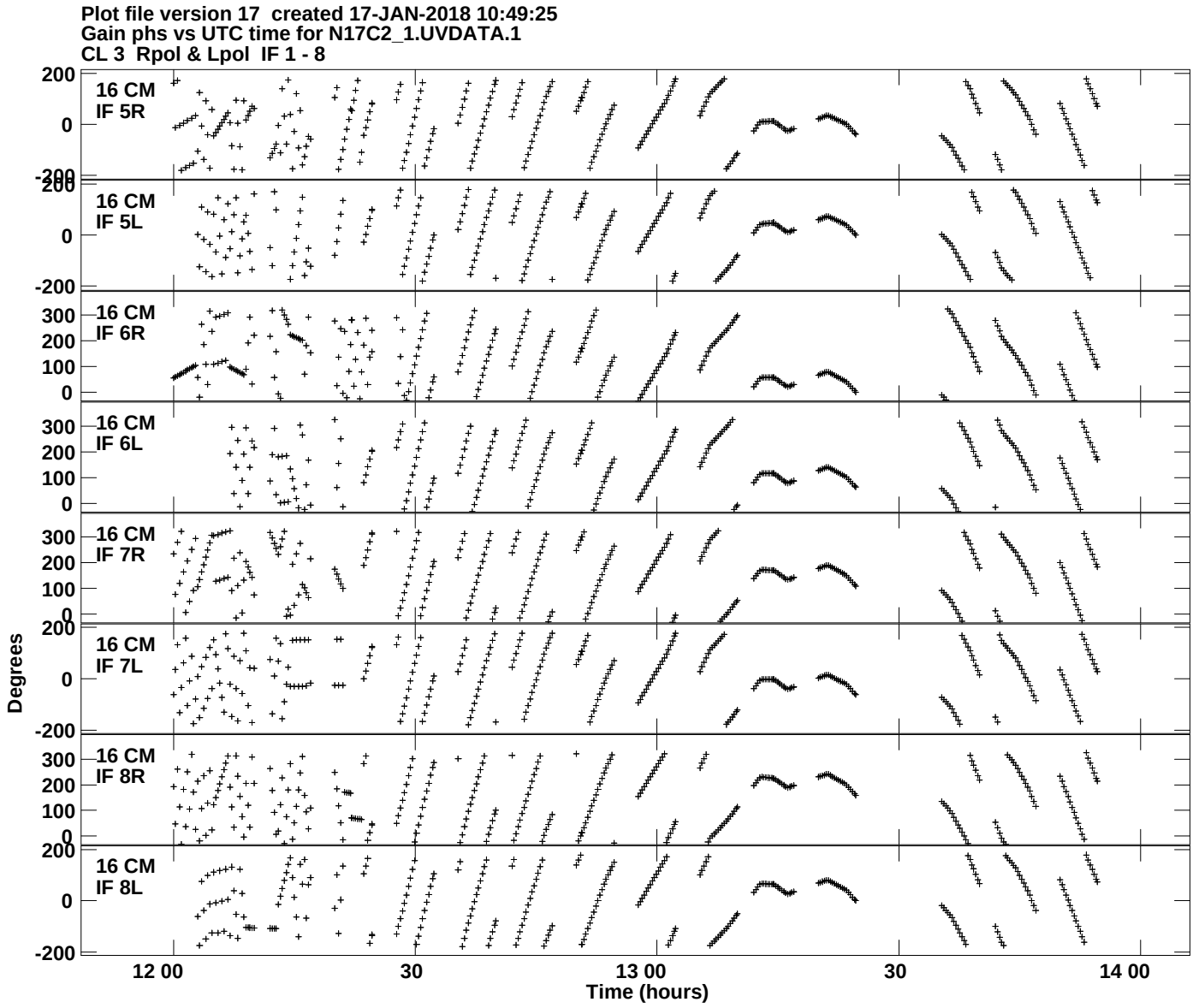
Plot file version 17 created 17-JAN-2018 10:49:25
Gain phs vs UTC time for N17C2_1.UVDATA.1
CL 3 Rpol & Lpol IF 1 - 8
16 CM
IF 5R
16 CM
IF 5L
16 CM
IF 6R
16 CM
IF 6L
16 CM
IF 7R
16 CM
IF 7L
16 CM
IF 8R
16 CM
IF 8L
Degrees
200
0
-200
300
100
12 00
30
13 00
14 00
Time (hours)